



Full wwPDB X-ray Structure Validation Report ⓘ

Jan 23, 2018 – 01:04 AM EST

PDB ID : 5MEI
Title : Crystal structure of Agelastatin A bound to the 80S ribosome
Authors : McClary, B.; Zinshteyn, B.; Meyer, M.; Jouanneau, M.; Pellegrino, S.;
Yusupova, G.; Schuller, A.; Reyes, J.C.P.; Lu, J.; Luo, C.; Dang, Y.; Romo,
D.; Yusupov, M.; Green, R.; Liu, J.O.
Deposited on : 2016-11-15
Resolution : 3.50 Å(reported)

This is a Full wwPDB X-ray Structure Validation Report for a publicly released PDB entry.

We welcome your comments at validation@mail.wwpdb.org

A user guide is available at

<http://wwpdb.org/validation/2016/XrayValidationReportHelp>

with specific help available everywhere you see the ⓘ symbol.

The following versions of software and data (see [references ⓘ](#)) were used in the production of this report:

MolProbity : 4.02b-467
Mogul : 1.7.2 (RC1), CSD as538be (2017)
Xtriage (Phenix) : 1.9-1692
EDS : rb-20030736
Percentile statistics : 20161228.v01 (using entries in the PDB archive December 28th 2016)
Refmac : 5.8.0135
CCP4 : 6.5.0
Ideal geometry (proteins) : Engh & Huber (2001)
Ideal geometry (DNA, RNA) : Parkinson et al. (1996)
Validation Pipeline (wwPDB-VP) : rb-20030736

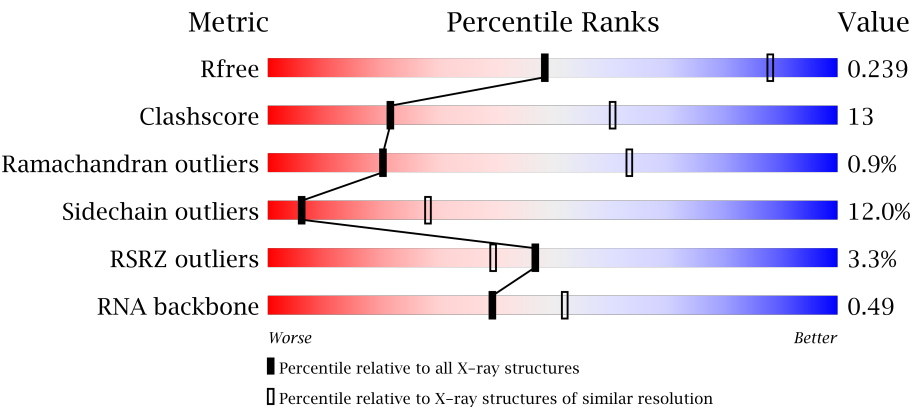
1 Overall quality at a glance i

The following experimental techniques were used to determine the structure:

X-RAY DIFFRACTION

The reported resolution of this entry is 3.50 Å.

Percentile scores (ranging between 0-100) for global validation metrics of the entry are shown in the following graphic. The table shows the number of entries on which the scores are based.











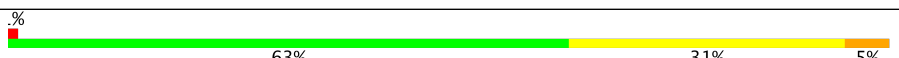
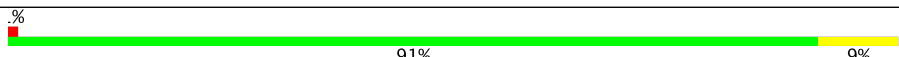
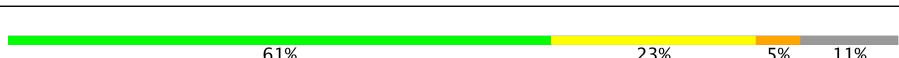
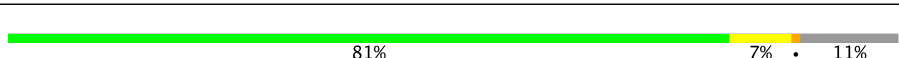
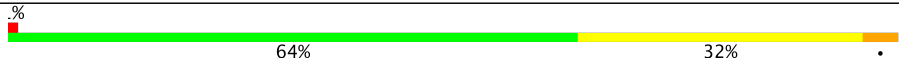
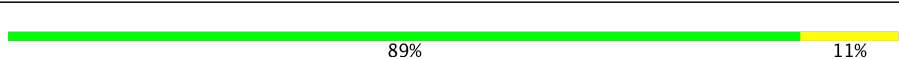

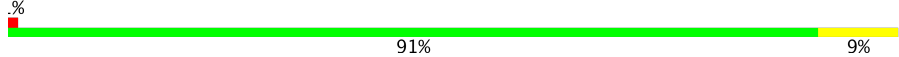





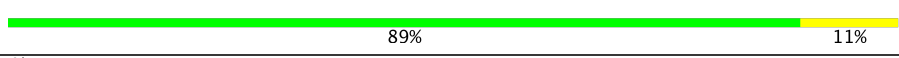

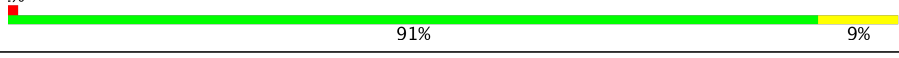
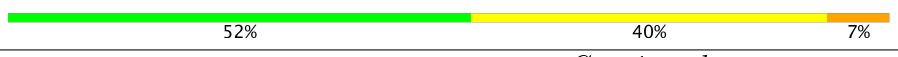
Metric	Whole archive (#Entries)	Similar resolution (#Entries, resolution range(Å))
R_{free}	100719	1195 (3.60-3.40)
Clashscore	112137	1322 (3.60-3.40)
Ramachandran outliers	110173	1283 (3.60-3.40)
Sidechain outliers	110143	1284 (3.60-3.40)
RSRZ outliers	101464	1226 (3.60-3.40)
RNA backbone	2435	1024 (4.10-2.86)

The table below summarises the geometric issues observed across the polymeric chains and their fit to the electron density. The red, orange, yellow and green segments on the lower bar indicate the fraction of residues that contain outliers for ≥ 3 , 2, 1 and 0 types of geometric quality criteria. A grey segment represents the fraction of residues that are not modelled. The numeric value for each fraction is indicated below the corresponding segment, with a dot representing fractions $\leq 5\%$. The upper red bar (where present) indicates the fraction of residues that have poor fit to the electron density. The numeric value is given above the bar.

Mol	Chain	Length	Quality of chain
1	1	3396	<div><div>2%</div><div><div></div><div>45%</div><div>37%</div><div>10%</div><div>7%</div></div></div>
1	AR	3396	<div><div>2%</div><div><div></div><div>42%</div><div>39%</div><div>11%</div><div>7%</div></div></div>
2	3	121	<div><div></div><div><div></div><div>59%</div><div>36%</div><div>6%</div></div></div>
2	AS	121	<div><div>0%</div><div><div></div><div>50%</div><div>46%</div><div></div></div></div>











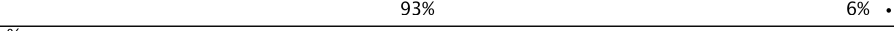














Continued on next page...

Continued from previous page...

Mol	Chain	Length	Quality of chain
3	4	158	
3	AT	158	
4	CD	252	
4	j	252	
5	CE	386	
5	k	386	
6	CF	361	
6	l	361	
7	CG	296	
7	m	296	
8	CH	175	
8	n	175	
9	CI	222	
9	o	222	
10	CJ	233	
10	p	233	
11	CK	191	
11	q	191	
12	CL	220	
12	r	220	
13	CM	169	
13	s	169	
14	CN	193	
14	t	193	
15	CO	136	

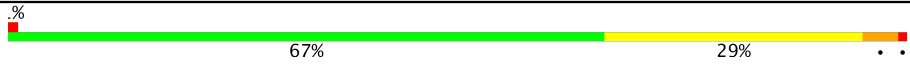

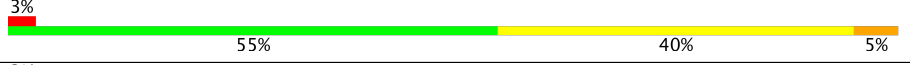

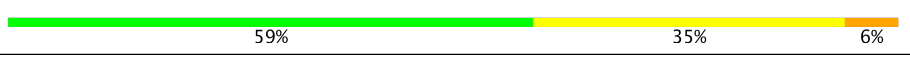
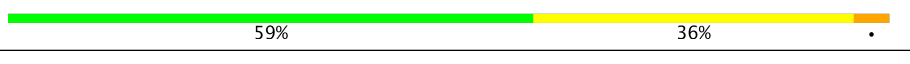
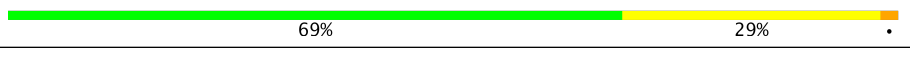

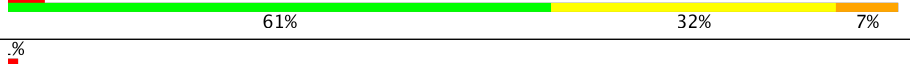



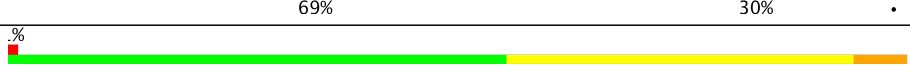
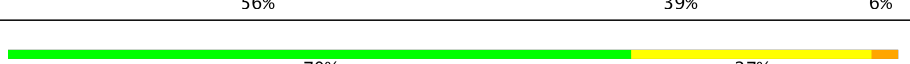

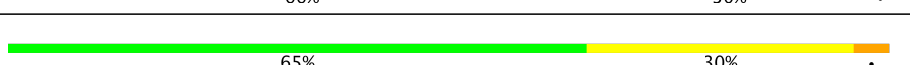
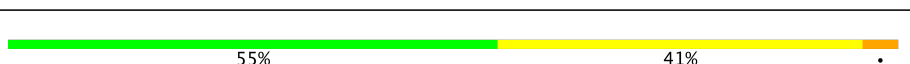
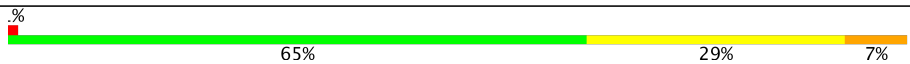
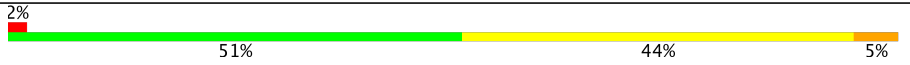


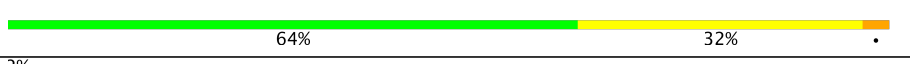
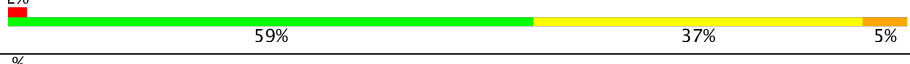


Continued on next page...

Continued from previous page...

Mol	Chain	Length	Quality of chain
15	u	136	
16	CP	203	
16	v	203	
17	CQ	197	
17	w	197	
18	CR	183	
18	x	183	
19	CS	185	
19	y	185	
20	CT	188	
20	z	188	
21	0	172	
21	CU	172	
22	2	159	
22	CV	159	
23	5	100	
23	CW	100	
24	CX	136	
24	12	136	
25	6	1800	
25	A	1800	
26	7	98	
26	CY	98	
27	8	121	
27	CZ	121	

Continued on next page...

Continued from previous page...

Mol	Chain	Length	Quality of chain
28	9	126	
28	DA	126	
29	AA	135	
29	DB	135	
30	AB	148	
30	DC	148	
31	AC	58	
31	DD	58	
32	AD	97	
32	DE	97	
33	AE	109	
33	DF	109	
34	AF	127	
34	DG	127	
35	AG	106	
35	DH	106	
36	AH	112	
36	DI	112	
37	AI	119	
37	DJ	119	
38	AJ	99	
38	DK	99	
39	AK	87	
39	DL	87	
40	AL	77	

Continued on next page...

Continued from previous page...

Mol	Chain	Length	Quality of chain
40	DM	77	
41	AM	50	
41	DN	50	
42	AN	52	
42	DO	52	
43	AO	25	
43	DP	25	
44	AP	105	
44	DQ	105	
45	AQ	91	
45	DR	91	
46	i	168	
47	p0	220	
48	sM	104	
49	B	206	
49	s0	206	
50	C	216	
50	s1	216	
51	D	217	
51	s2	217	
52	E	223	
52	s3	223	
53	F	260	
53	s4	260	
54	G	206	

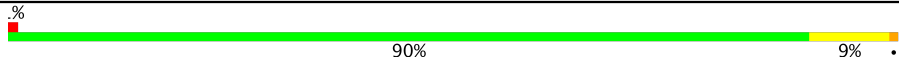
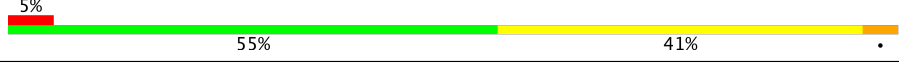
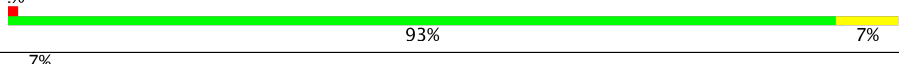



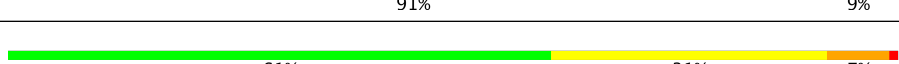
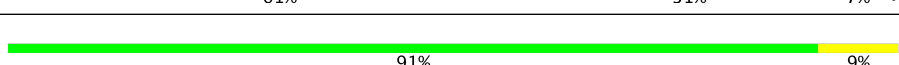

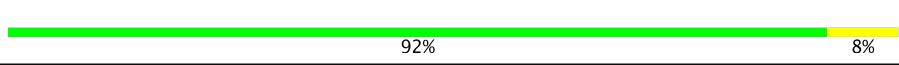

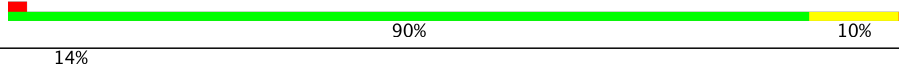
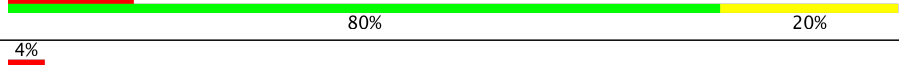

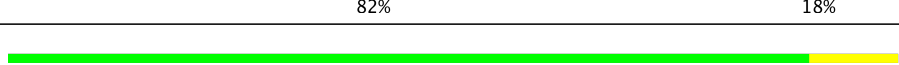
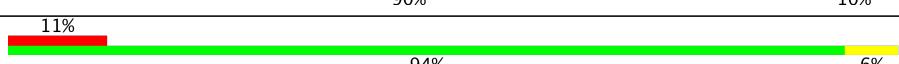
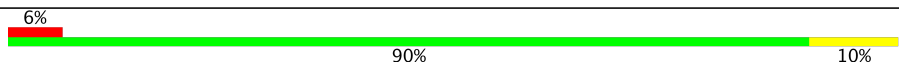
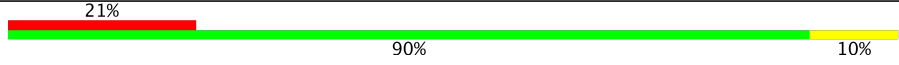
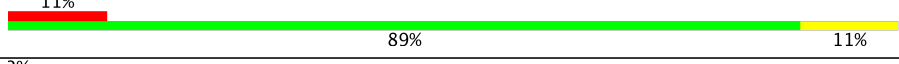

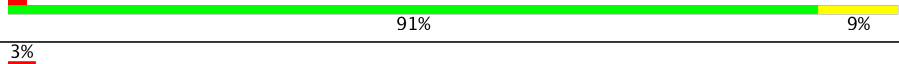




Continued on next page...

Continued from previous page...

Mol	Chain	Length	Quality of chain
54	s5	206	
55	H	226	
55	s6	226	
56	I	186	
56	s7	186	
57	J	199	
57	s8	199	
58	K	185	
58	s9	185	
59	L	105	
59	c0	105	
60	M	155	
60	c1	155	
61	N	124	
61	c2	124	
62	O	150	
62	c3	150	
63	P	128	
63	c4	128	
64	Q	141	
64	c5	141	
65	R	142	
65	c6	142	
66	S	125	
67	T	145	

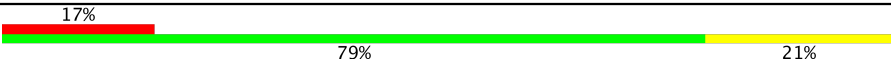
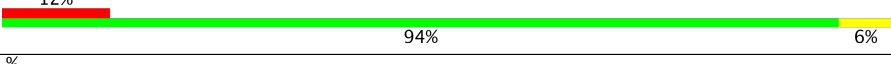
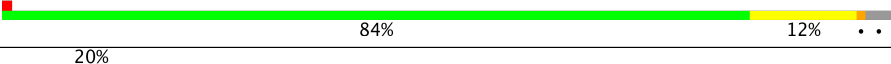
Continued on next page...

Continued from previous page...

Mol	Chain	Length	Quality of chain
67	c8	145	
68	U	143	
68	c9	143	
69	V	110	
69	d0	110	
70	W	87	
70	d1	87	
71	X	129	
71	d2	129	
72	Y	144	
72	d3	144	
73	Z	134	
73	d4	134	
74	a	70	
74	d5	70	
75	b	97	
75	d6	97	
76	c	81	
76	d7	81	
77	d	63	
77	d8	63	
78	d9	53	
78	e	53	
79	e0	62	
79	f	62	

Continued on next page...

Continued from previous page...

Mol	Chain	Length	Quality of chain
80	g	71	
81	h	318	
81	sR	318	
82	c7	121	
83	e1	51	

The following table lists non-polymeric compounds, carbohydrate monomers and non-standard residues in protein, DNA, RNA chains that are outliers for geometric or electron-density-fit criteria:

Mol	Type	Chain	Res	Chirality	Geometry	Clashes	Electron density
84	OHX	1	3401	-	-	-	X
84	OHX	1	3402	-	-	-	X
84	OHX	1	3403	-	-	-	X
84	OHX	1	3405	-	-	-	X
84	OHX	1	3406	-	-	X	X
84	OHX	1	3407	-	-	-	X
84	OHX	1	3409	-	-	-	X
84	OHX	1	3411	-	-	-	X
84	OHX	1	3412	-	-	-	X
84	OHX	1	3417	-	-	-	X
84	OHX	1	3420	-	-	-	X
84	OHX	1	3441	-	-	-	X
84	OHX	1	3448	-	-	-	X
84	OHX	1	3471	-	-	X	-
84	OHX	1	3491	-	-	-	X
84	OHX	1	3496	-	-	X	-
84	OHX	1	3516	-	-	-	X
84	OHX	1	3529	-	-	-	X
84	OHX	1	3537	-	-	-	X
84	OHX	1	3542	-	-	-	X
84	OHX	1	3544	-	-	-	X
84	OHX	1	3546	-	-	-	X
84	OHX	1	3554	-	-	-	X
84	OHX	1	3566	-	-	-	X
84	OHX	1	3572	-	-	-	X
84	OHX	1	3575	-	-	-	X
84	OHX	1	3578	-	-	-	X
84	OHX	1	3581	-	-	-	X

Continued on next page...

Continued from previous page...

Mol	Type	Chain	Res	Chirality	Geometry	Clashes	Electron density
84	OHX	1	3583	-	-	-	X
84	OHX	1	3584	-	-	-	X
84	OHX	1	3585	-	-	-	X
84	OHX	1	3587	-	-	-	X
84	OHX	1	3592	-	-	-	X
84	OHX	1	3594	-	-	X	X
84	OHX	1	3595	-	-	-	X
84	OHX	1	3596	-	-	-	X
84	OHX	1	3601	-	-	-	X
84	OHX	1	3602	-	-	-	X
84	OHX	1	3603	-	-	-	X
84	OHX	1	3605	-	-	-	X
84	OHX	1	3607	-	-	-	X
84	OHX	1	3608	-	-	-	X
84	OHX	1	3612	-	-	-	X
84	OHX	1	3613	-	-	-	X
84	OHX	1	3617	-	-	-	X
84	OHX	1	3620	-	-	-	X
84	OHX	1	3632	-	-	-	X
84	OHX	1	3635	-	-	-	X
84	OHX	1	3636	-	-	-	X
84	OHX	1	3644	-	-	-	X
84	OHX	1	3646	-	-	-	X
84	OHX	1	3647	-	-	-	X
84	OHX	1	3650	-	-	-	X
84	OHX	1	3651	-	-	-	X
84	OHX	1	3654	-	-	-	X
84	OHX	1	3657	-	-	-	X
84	OHX	1	3658	-	-	-	X
84	OHX	1	3660	-	-	-	X
84	OHX	1	3662	-	-	-	X
84	OHX	1	3664	-	-	-	X
84	OHX	1	3666	-	-	-	X
84	OHX	1	3667	-	-	-	X
84	OHX	1	3668	-	-	-	X
84	OHX	1	3672	-	-	-	X
84	OHX	1	3675	-	-	-	X
84	OHX	1	3679	-	-	-	X
84	OHX	1	3680	-	-	-	X
84	OHX	1	3681	-	-	-	X
84	OHX	1	3682	-	-	-	X
84	OHX	1	3684	-	-	-	X

Continued on next page...

Continued from previous page...

Mol	Type	Chain	Res	Chirality	Geometry	Clashes	Electron density
84	OHX	1	3686	-	-	-	X
84	OHX	1	3687	-	-	-	X
84	OHX	1	3692	-	-	-	X
84	OHX	1	3693	-	-	-	X
84	OHX	1	3698	-	-	-	X
84	OHX	1	3700	-	-	-	X
84	OHX	1	3701	-	-	-	X
84	OHX	1	3702	-	-	X	X
84	OHX	1	3705	-	-	-	X
84	OHX	1	3708	-	-	-	X
84	OHX	1	3710	-	-	-	X
84	OHX	1	3712	-	-	-	X
84	OHX	1	3715	-	-	-	X
84	OHX	1	3717	-	-	-	X
84	OHX	1	3718	-	-	-	X
84	OHX	1	3721	-	-	-	X
84	OHX	1	3722	-	-	-	X
84	OHX	1	3727	-	-	-	X
84	OHX	1	3728	-	-	-	X
84	OHX	1	3729	-	-	-	X
84	OHX	1	3731	-	-	-	X
84	OHX	4	205	-	-	-	X
84	OHX	4	206	-	-	-	X
84	OHX	4	208	-	-	-	X
84	OHX	4	209	-	-	-	X
84	OHX	4	210	-	-	-	X
84	OHX	6	1901	-	-	-	X
84	OHX	6	1902	-	-	-	X
84	OHX	6	1903	-	-	-	X
84	OHX	6	1907	-	-	-	X
84	OHX	6	1958	-	-	-	X
84	OHX	6	1965	-	-	-	X
84	OHX	6	1971	-	-	-	X
84	OHX	6	1972	-	-	-	X
84	OHX	6	1979	-	-	-	X
84	OHX	6	1980	-	-	-	X
84	OHX	6	1981	-	-	-	X
84	OHX	6	1982	-	-	-	X
84	OHX	6	1983	-	-	-	X
84	OHX	6	1989	-	-	-	X
84	OHX	6	1991	-	-	-	X
84	OHX	6	1996	-	-	-	X

Continued on next page...

Continued from previous page...

Mol	Type	Chain	Res	Chirality	Geometry	Clashes	Electron density
84	OHX	6	1997	-	-	-	X
84	OHX	6	1998	-	-	-	X
84	OHX	6	2005	-	-	-	X
84	OHX	6	2006	-	-	-	X
84	OHX	6	2015	-	-	-	X
84	OHX	6	2016	-	-	-	X
84	OHX	6	2019	-	-	-	X
84	OHX	6	2023	-	-	-	X
84	OHX	6	2027	-	-	-	X
84	OHX	6	2030	-	-	-	X
84	OHX	6	2032	-	-	-	X
84	OHX	6	2033	-	-	-	X
84	OHX	6	2035	-	-	-	X
84	OHX	6	2036	-	-	-	X
84	OHX	6	2037	-	-	-	X
84	OHX	6	2038	-	-	-	X
84	OHX	6	2040	-	-	-	X
84	OHX	6	2042	-	-	-	X
84	OHX	6	2045	-	-	-	X
84	OHX	6	2050	-	-	-	X
84	OHX	A	1903	-	-	-	X
84	OHX	A	1947	-	-	-	X
84	OHX	A	1954	-	-	X	X
84	OHX	A	1964	-	-	-	X
84	OHX	A	1970	-	-	-	X
84	OHX	A	1980	-	-	-	X
84	OHX	A	1982	-	-	-	X
84	OHX	A	1985	-	-	-	X
84	OHX	A	1986	-	-	-	X
84	OHX	A	1990	-	-	-	X
84	OHX	A	1993	-	-	-	X
84	OHX	A	1994	-	-	-	X
84	OHX	A	1996	-	-	-	X
84	OHX	A	1997	-	-	-	X
84	OHX	A	2003	-	-	-	X
84	OHX	A	2006	-	-	-	X
84	OHX	A	2009	-	-	-	X
84	OHX	A	2013	-	-	-	X
84	OHX	A	2014	-	-	-	X
84	OHX	A	2017	-	-	-	X
84	OHX	A	2021	-	-	-	X
84	OHX	A	2024	-	-	-	X

Continued on next page...

Continued from previous page...

Mol	Type	Chain	Res	Chirality	Geometry	Clashes	Electron density
84	OHX	A	2026	-	-	-	X
84	OHX	A	2031	-	-	-	X
84	OHX	A	2035	-	-	-	X
84	OHX	A	2038	-	-	-	X
84	OHX	AE	201	-	-	X	-
84	OHX	AR	3402	-	-	-	X
84	OHX	AR	3403	-	-	-	X
84	OHX	AR	3406	-	-	-	X
84	OHX	AR	3407	-	-	-	X
84	OHX	AR	3409	-	-	-	X
84	OHX	AR	3415	-	-	-	X
84	OHX	AR	3443	-	-	X	-
84	OHX	AR	3485	-	-	-	X
84	OHX	AR	3494	-	-	-	X
84	OHX	AR	3497	-	-	-	X
84	OHX	AR	3524	-	-	-	X
84	OHX	AR	3526	-	-	-	X
84	OHX	AR	3545	-	-	-	X
84	OHX	AR	3554	-	-	-	X
84	OHX	AR	3572	-	-	-	X
84	OHX	AR	3575	-	-	-	X
84	OHX	AR	3577	-	-	-	X
84	OHX	AR	3578	-	-	-	X
84	OHX	AR	3581	-	-	-	X
84	OHX	AR	3584	-	-	-	X
84	OHX	AR	3587	-	-	-	X
84	OHX	AR	3589	-	-	-	X
84	OHX	AR	3591	-	-	-	X
84	OHX	AR	3594	-	-	-	X
84	OHX	AR	3597	-	-	-	X
84	OHX	AR	3601	-	-	-	X
84	OHX	AR	3602	-	-	-	X
84	OHX	AR	3604	-	-	X	-
84	OHX	AR	3606	-	-	-	X
84	OHX	AR	3608	-	-	-	X
84	OHX	AR	3609	-	-	-	X
84	OHX	AR	3611	-	-	-	X
84	OHX	AR	3613	-	-	-	X
84	OHX	AR	3617	-	-	-	X
84	OHX	AR	3620	-	-	-	X
84	OHX	AR	3626	-	-	-	X
84	OHX	AR	3633	-	-	-	X

Continued on next page...

Continued from previous page...

Mol	Type	Chain	Res	Chirality	Geometry	Clashes	Electron density
84	OHX	AR	3635	-	-	-	X
84	OHX	AR	3638	-	-	-	X
84	OHX	AR	3640	-	-	-	X
84	OHX	AR	3641	-	-	-	X
84	OHX	AR	3643	-	-	-	X
84	OHX	AR	3644	-	-	-	X
84	OHX	AR	3645	-	-	-	X
84	OHX	AR	3646	-	-	-	X
84	OHX	AR	3648	-	-	-	X
84	OHX	AR	3650	-	-	-	X
84	OHX	AR	3652	-	-	-	X
84	OHX	AR	3653	-	-	-	X
84	OHX	AR	3655	-	-	-	X
84	OHX	AR	3659	-	-	-	X
84	OHX	AR	3660	-	-	-	X
84	OHX	AR	3661	-	-	-	X
84	OHX	AR	3663	-	-	-	X
84	OHX	AR	3668	-	-	-	X
84	OHX	AR	3671	-	-	-	X
84	OHX	AR	3672	-	-	-	X
84	OHX	AR	3674	-	-	-	X
84	OHX	AR	3677	-	-	-	X
84	OHX	AR	3683	-	-	-	X
84	OHX	AR	3684	-	-	-	X
84	OHX	AR	3685	-	-	-	X
84	OHX	AR	3686	-	-	-	X
84	OHX	AR	3689	-	-	-	X
84	OHX	AR	3690	-	-	-	X
84	OHX	AR	3691	-	-	-	X
84	OHX	AR	3692	-	-	-	X
84	OHX	AR	3694	-	-	-	X
84	OHX	AR	3695	-	-	-	X
84	OHX	AR	3696	-	-	-	X
84	OHX	AR	3699	-	-	-	X
84	OHX	AR	3700	-	-	-	X
84	OHX	AR	3701	-	-	-	X
84	OHX	AR	3703	-	-	-	X
84	OHX	AR	3705	-	-	-	X
84	OHX	AR	3712	-	-	-	X
84	OHX	AR	3714	-	-	-	X
84	OHX	AR	3715	-	-	-	X
84	OHX	AR	3717	-	-	-	X

Continued on next page...

Continued from previous page...

Mol	Type	Chain	Res	Chirality	Geometry	Clashes	Electron density
84	OHX	AR	3721	-	-	-	X
84	OHX	AR	3728	-	-	-	X
84	OHX	AR	3729	-	-	-	X
84	OHX	AR	3730	-	-	-	X
84	OHX	AR	3731	-	-	X	X
84	OHX	AR	3734	-	-	-	X
84	OHX	AR	3739	-	-	-	X
84	OHX	AS	209	-	-	-	X
84	OHX	AS	210	-	-	-	X
84	OHX	AT	202	-	-	-	X
84	OHX	AT	203	-	-	-	X
84	OHX	AT	211	-	-	-	X
84	OHX	AT	215	-	-	-	X
84	OHX	AT	218	-	-	-	X
84	OHX	AT	219	-	-	-	X
84	OHX	CE	403	-	-	-	X
84	OHX	CG	302	-	-	X	-
84	OHX	CG	303	-	-	-	X
84	OHX	DI	201	-	-	-	X
84	OHX	DL	102	-	-	-	X
84	OHX	x	201	-	-	-	X
84	OHX	y	201	-	-	-	X
85	MG	1	3732	-	-	-	X
85	MG	1	3737	-	-	-	X
85	MG	1	3738	-	-	-	X
85	MG	1	3739	-	-	-	X
85	MG	1	3741	-	-	-	X
85	MG	1	3745	-	-	-	X
85	MG	1	3747	-	-	-	X
85	MG	1	3748	-	-	-	X
85	MG	1	3753	-	-	-	X
85	MG	1	3764	-	-	-	X
85	MG	1	3768	-	-	-	X
85	MG	1	3772	-	-	-	X
85	MG	1	3777	-	-	-	X
85	MG	1	3785	-	-	-	X
85	MG	1	3791	-	-	-	X
85	MG	1	3801	-	-	-	X
85	MG	1	3803	-	-	-	X
85	MG	1	3804	-	-	-	X
85	MG	1	3806	-	-	-	X
85	MG	1	3813	-	-	-	X

Continued on next page...

Continued from previous page...

Mol	Type	Chain	Res	Chirality	Geometry	Clashes	Electron density
85	MG	1	3817	-	-	-	X
85	MG	1	3818	-	-	-	X
85	MG	1	3819	-	-	-	X
85	MG	1	3822	-	-	-	X
85	MG	1	3829	-	-	-	X
85	MG	1	3832	-	-	-	X
85	MG	1	3833	-	-	-	X
85	MG	1	3835	-	-	-	X
85	MG	1	3838	-	-	-	X
85	MG	1	3839	-	-	-	X
85	MG	1	3843	-	-	-	X
85	MG	1	3847	-	-	-	X
85	MG	1	3852	-	-	-	X
85	MG	1	3857	-	-	-	X
85	MG	1	3858	-	-	-	X
85	MG	1	3859	-	-	-	X
85	MG	1	3866	-	-	-	X
85	MG	1	3870	-	-	-	X
85	MG	1	3872	-	-	-	X
85	MG	1	3873	-	-	-	X
85	MG	1	3874	-	-	-	X
85	MG	1	3881	-	-	-	X
85	MG	1	3882	-	-	-	X
85	MG	1	3883	-	-	-	X
85	MG	1	3884	-	-	-	X
85	MG	1	3889	-	-	-	X
85	MG	1	3890	-	-	-	X
85	MG	1	3896	-	-	-	X
85	MG	1	3898	-	-	-	X
85	MG	1	3899	-	-	-	X
85	MG	1	3900	-	-	-	X
85	MG	1	3902	-	-	-	X
85	MG	1	3903	-	-	-	X
85	MG	1	3904	-	-	-	X
85	MG	1	3905	-	-	-	X
85	MG	1	3912	-	-	-	X
85	MG	1	3913	-	-	-	X
85	MG	1	3914	-	-	-	X
85	MG	1	3915	-	-	-	X
85	MG	1	3917	-	-	-	X
85	MG	1	3918	-	-	-	X
85	MG	1	3922	-	-	-	X

Continued on next page...

Continued from previous page...

Mol	Type	Chain	Res	Chirality	Geometry	Clashes	Electron density
85	MG	1	3924	-	-	-	X
85	MG	1	3925	-	-	-	X
85	MG	1	3927	-	-	-	X
85	MG	1	3929	-	-	-	X
85	MG	1	3934	-	-	-	X
85	MG	1	3944	-	-	-	X
85	MG	1	3945	-	-	-	X
85	MG	1	3949	-	-	-	X
85	MG	1	3953	-	-	-	X
85	MG	1	3956	-	-	-	X
85	MG	1	3960	-	-	-	X
85	MG	1	3962	-	-	-	X
85	MG	1	3976	-	-	-	X
85	MG	1	3979	-	-	-	X
85	MG	1	3987	-	-	-	X
85	MG	1	3989	-	-	-	X
85	MG	1	3996	-	-	-	X
85	MG	1	4007	-	-	-	X
85	MG	1	4039	-	-	-	X
85	MG	1	4044	-	-	-	X
85	MG	1	4048	-	-	-	X
85	MG	1	4060	-	-	-	X
85	MG	1	4061	-	-	-	X
85	MG	1	4063	-	-	-	X
85	MG	1	4064	-	-	-	X
85	MG	1	4065	-	-	-	X
85	MG	1	4071	-	-	-	X
85	MG	1	4086	-	-	-	X
85	MG	1	4099	-	-	-	X
85	MG	1	4103	-	-	-	X
85	MG	1	4117	-	-	-	X
85	MG	1	4135	-	-	-	X
85	MG	1	4142	-	-	-	X
85	MG	1	4147	-	-	-	X
85	MG	1	4148	-	-	-	X
85	MG	1	4149	-	-	-	X
85	MG	1	4155	-	-	-	X
85	MG	1	4161	-	-	-	X
85	MG	1	4170	-	-	-	X
85	MG	1	4188	-	-	-	X
85	MG	1	4190	-	-	-	X
85	MG	1	4191	-	-	-	X

Continued on next page...

Continued from previous page...

Mol	Type	Chain	Res	Chirality	Geometry	Clashes	Electron density
85	MG	1	4192	-	-	-	X
85	MG	1	4195	-	-	-	X
85	MG	1	4204	-	-	-	X
85	MG	1	4208	-	-	-	X
85	MG	1	4209	-	-	-	X
85	MG	1	4215	-	-	-	X
85	MG	1	4217	-	-	-	X
85	MG	1	4219	-	-	-	X
85	MG	1	4221	-	-	-	X
85	MG	4	217	-	-	-	X
85	MG	4	219	-	-	-	X
85	MG	6	2058	-	-	-	X
85	MG	6	2061	-	-	-	X
85	MG	6	2062	-	-	-	X
85	MG	6	2064	-	-	-	X
85	MG	6	2066	-	-	-	X
85	MG	6	2068	-	-	-	X
85	MG	6	2073	-	-	-	X
85	MG	6	2076	-	-	-	X
85	MG	6	2082	-	-	-	X
85	MG	6	2083	-	-	-	X
85	MG	6	2087	-	-	-	X
85	MG	6	2091	-	-	-	X
85	MG	6	2093	-	-	-	X
85	MG	6	2096	-	-	-	X
85	MG	6	2103	-	-	-	X
85	MG	6	2106	-	-	-	X
85	MG	6	2108	-	-	-	X
85	MG	6	2113	-	-	-	X
85	MG	6	2129	-	-	-	X
85	MG	6	2132	-	-	-	X
85	MG	6	2135	-	-	-	X
85	MG	6	2137	-	-	-	X
85	MG	6	2145	-	-	-	X
85	MG	6	2147	-	-	-	X
85	MG	6	2149	-	-	-	X
85	MG	6	2150	-	-	-	X
85	MG	6	2154	-	-	-	X
85	MG	6	2159	-	-	-	X
85	MG	6	2162	-	-	-	X
85	MG	6	2165	-	-	-	X
85	MG	6	2184	-	-	-	X

Continued on next page...

Continued from previous page...

Mol	Type	Chain	Res	Chirality	Geometry	Clashes	Electron density
85	MG	A	2047	-	-	-	X
85	MG	A	2052	-	-	-	X
85	MG	A	2053	-	-	-	X
85	MG	A	2054	-	-	-	X
85	MG	A	2055	-	-	-	X
85	MG	A	2056	-	-	-	X
85	MG	A	2057	-	-	-	X
85	MG	A	2061	-	-	-	X
85	MG	A	2066	-	-	-	X
85	MG	A	2072	-	-	-	X
85	MG	A	2078	-	-	-	X
85	MG	A	2079	-	-	-	X
85	MG	A	2081	-	-	-	X
85	MG	A	2085	-	-	-	X
85	MG	A	2086	-	-	-	X
85	MG	A	2087	-	-	-	X
85	MG	A	2092	-	-	-	X
85	MG	A	2100	-	-	-	X
85	MG	A	2101	-	-	-	X
85	MG	A	2105	-	-	-	X
85	MG	A	2108	-	-	-	X
85	MG	A	2109	-	-	-	X
85	MG	A	2115	-	-	-	X
85	MG	A	2119	-	-	-	X
85	MG	A	2125	-	-	-	X
85	MG	A	2128	-	-	-	X
85	MG	A	2130	-	-	-	X
85	MG	AB	201	-	-	-	X
85	MG	AB	204	-	-	-	X
85	MG	AF	202	-	-	-	X
85	MG	AK	104	-	-	-	X
85	MG	AR	3741	-	-	-	X
85	MG	AR	3749	-	-	-	X
85	MG	AR	3756	-	-	-	X
85	MG	AR	3757	-	-	-	X
85	MG	AR	3763	-	-	-	X
85	MG	AR	3765	-	-	-	X
85	MG	AR	3768	-	-	-	X
85	MG	AR	3779	-	-	-	X
85	MG	AR	3783	-	-	-	X
85	MG	AR	3797	-	-	-	X
85	MG	AR	3801	-	-	-	X

Continued on next page...

Continued from previous page...

Mol	Type	Chain	Res	Chirality	Geometry	Clashes	Electron density
85	MG	AR	3802	-	-	-	X
85	MG	AR	3810	-	-	-	X
85	MG	AR	3817	-	-	-	X
85	MG	AR	3836	-	-	-	X
85	MG	AR	3840	-	-	-	X
85	MG	AR	3842	-	-	-	X
85	MG	AR	3845	-	-	-	X
85	MG	AR	3846	-	-	-	X
85	MG	AR	3847	-	-	-	X
85	MG	AR	3850	-	-	-	X
85	MG	AR	3851	-	-	-	X
85	MG	AR	3852	-	-	-	X
85	MG	AR	3853	-	-	-	X
85	MG	AR	3856	-	-	-	X
85	MG	AR	3858	-	-	-	X
85	MG	AR	3862	-	-	-	X
85	MG	AR	3864	-	-	-	X
85	MG	AR	3866	-	-	-	X
85	MG	AR	3867	-	-	-	X
85	MG	AR	3872	-	-	-	X
85	MG	AR	3882	-	-	-	X
85	MG	AR	3885	-	-	-	X
85	MG	AR	3887	-	-	-	X
85	MG	AR	3889	-	-	-	X
85	MG	AR	3890	-	-	-	X
85	MG	AR	3891	-	-	-	X
85	MG	AR	3895	-	-	-	X
85	MG	AR	3896	-	-	-	X
85	MG	AR	3898	-	-	-	X
85	MG	AR	3900	-	-	-	X
85	MG	AR	3901	-	-	-	X
85	MG	AR	3905	-	-	-	X
85	MG	AR	3906	-	-	-	X
85	MG	AR	3909	-	-	-	X
85	MG	AR	3910	-	-	-	X
85	MG	AR	3911	-	-	-	X
85	MG	AR	3914	-	-	-	X
85	MG	AR	3915	-	-	-	X
85	MG	AR	3922	-	-	-	X
85	MG	AR	3925	-	-	-	X
85	MG	AR	3926	-	-	-	X
85	MG	AR	3927	-	-	-	X

Continued on next page...

Continued from previous page...

Mol	Type	Chain	Res	Chirality	Geometry	Clashes	Electron density
85	MG	AR	3930	-	-	-	X
85	MG	AR	3933	-	-	-	X
85	MG	AR	3934	-	-	-	X
85	MG	AR	3935	-	-	-	X
85	MG	AR	3936	-	-	-	X
85	MG	AR	3937	-	-	-	X
85	MG	AR	3938	-	-	-	X
85	MG	AR	3939	-	-	-	X
85	MG	AR	3943	-	-	-	X
85	MG	AR	3946	-	-	-	X
85	MG	AR	3952	-	-	-	X
85	MG	AR	3957	-	-	-	X
85	MG	AR	3963	-	-	-	X
85	MG	AR	3964	-	-	-	X
85	MG	AR	3971	-	-	-	X
85	MG	AR	3973	-	-	-	X
85	MG	AR	3975	-	-	-	X
85	MG	AR	3983	-	-	-	X
85	MG	AR	3985	-	-	-	X
85	MG	AR	3991	-	-	-	X
85	MG	AR	3992	-	-	-	X
85	MG	AR	4000	-	-	-	X
85	MG	AR	4001	-	-	-	X
85	MG	AR	4011	-	-	-	X
85	MG	AR	4026	-	-	-	X
85	MG	AR	4030	-	-	-	X
85	MG	AR	4032	-	-	-	X
85	MG	AR	4033	-	-	-	X
85	MG	AR	4037	-	-	-	X
85	MG	AR	4040	-	-	-	X
85	MG	AR	4050	-	-	-	X
85	MG	AR	4081	-	-	-	X
85	MG	AR	4083	-	-	-	X
85	MG	AR	4084	-	-	-	X
85	MG	AR	4090	-	-	-	X
85	MG	AR	4092	-	-	-	X
85	MG	AR	4095	-	-	-	X
85	MG	AR	4102	-	-	-	X
85	MG	AR	4111	-	-	-	X
85	MG	AR	4135	-	-	-	X
85	MG	AR	4136	-	-	-	X
85	MG	AR	4138	-	-	-	X

Continued on next page...

Continued from previous page...

Mol	Type	Chain	Res	Chirality	Geometry	Clashes	Electron density
85	MG	AR	4139	-	-	-	X
85	MG	AR	4173	-	-	-	X
85	MG	AR	4174	-	-	-	X
85	MG	AR	4177	-	-	-	X
85	MG	AR	4185	-	-	-	X
85	MG	AR	4187	-	-	-	X
85	MG	AR	4191	-	-	-	X
85	MG	AR	4200	-	-	-	X
85	MG	AR	4201	-	-	-	X
85	MG	AR	4205	-	-	-	X
85	MG	AR	4224	-	-	-	X
85	MG	AR	4225	-	-	-	X
85	MG	AR	4226	-	-	-	X
85	MG	AR	4228	-	-	-	X
85	MG	AR	4242	-	-	-	X
85	MG	AT	221	-	-	-	X
85	MG	AT	223	-	-	-	X
85	MG	AT	224	-	-	-	X
85	MG	CE	404	-	-	-	X
85	MG	CE	405	-	-	-	X
85	MG	CE	406	-	-	-	X
85	MG	CI	301	-	-	-	X
85	MG	CP	502	-	-	-	X
85	MG	CQ	201	-	-	-	X
85	MG	CQ	203	-	-	-	X
85	MG	CR	201	-	-	-	X
85	MG	CR	205	-	-	-	X
85	MG	CU	202	-	-	-	X
85	MG	CX	202	-	-	-	X
85	MG	DG	202	-	-	-	X
85	MG	F	301	-	-	-	X
85	MG	d3	202	-	-	-	X
85	MG	d9	102	-	-	-	X
85	MG	l2	201	-	-	-	X
85	MG	v	302	-	-	-	X
85	MG	x	205	-	-	-	X

2 Entry composition [i](#)

There are 87 unique types of molecules in this entry. The entry contains 409590 atoms, of which 0 are hydrogens and 0 are deuteriums.

In the tables below, the ZeroOcc column contains the number of atoms modelled with zero occupancy, the AltConf column contains the number of residues with at least one atom in alternate conformation and the Trace column contains the number of residues modelled with at most 2 atoms.

- Molecule 1 is a RNA chain called 25S ribosomal RNA.

Mol	Chain	Residues	Atoms					ZeroOcc	AltConf	Trace
1	1	3149	Total	C	N	O	P	0	0	0
			67355	30086	12142	21978	3149			
1	AR	3149	Total	C	N	O	P	0	0	0
			67355	30086	12142	21978	3149			

- Molecule 2 is a RNA chain called 5S ribosomal RNA.

Mol	Chain	Residues	Atoms					ZeroOcc	AltConf	Trace
2	3	121	Total	C	N	O	P	0	0	0
			2579	1152	461	845	121			
2	AS	121	Total	C	N	O	P	0	0	0
			2579	1152	461	845	121			

- Molecule 3 is a RNA chain called 5.8S ribosomal RNA.

Mol	Chain	Residues	Atoms					ZeroOcc	AltConf	Trace
3	4	158	Total	C	N	O	P	0	0	0
			3353	1500	586	1109	158			
3	AT	158	Total	C	N	O	P	0	0	0
			3353	1500	586	1109	158			

- Molecule 4 is a protein called 60S ribosomal protein L2-A.

Mol	Chain	Residues	Atoms					ZeroOcc	AltConf	Trace
4	j	252	Total	C	N	O	S	0	0	0
			1914	1191	388	334	1			
4	CD	252	Total	C	N	O	S	0	0	0
			1914	1191	388	334	1			

- Molecule 5 is a protein called 60S ribosomal protein L3.

Mol	Chain	Residues	Atoms					ZeroOcc	AltConf	Trace
5	k	386	Total	C	N	O	S	0	0	0
			3075	1950	584	533	8			
5	CE	386	Total	C	N	O	S	0	0	0
			3075	1950	584	533	8			

- Molecule 6 is a protein called 60S ribosomal protein L4-A.

Mol	Chain	Residues	Atoms					ZeroOcc	AltConf	Trace
6	l	361	Total	C	N	O	S	0	0	0
			2748	1729	522	494	3			
6	CF	361	Total	C	N	O	S	0	0	0
			2748	1729	522	494	3			

- Molecule 7 is a protein called 60S ribosomal protein L5.

Mol	Chain	Residues	Atoms					ZeroOcc	AltConf	Trace
7	m	296	Total	C	N	O	S	0	0	0
			2375	1501	414	458	2			
7	CG	296	Total	C	N	O	S	0	0	0
			2375	1501	414	458	2			

- Molecule 8 is a protein called 60S ribosomal protein L6-A.

Mol	Chain	Residues	Atoms					ZeroOcc	AltConf	Trace
8	n	156	Total	C	N	O	S	0	0	0
			1239	800	222	216	1			
8	CH	156	Total	C	N	O	S	0	0	0
			1239	800	222	216	1			

- Molecule 9 is a protein called 60S ribosomal protein L7-A.

Mol	Chain	Residues	Atoms					ZeroOcc	AltConf	Trace
9	o	222	Total	C	N	O	S	0	0	0
			1784	1151	324	308	1			
9	CI	222	Total	C	N	O	S	0	0	0
			1784	1151	324	308	1			

- Molecule 10 is a protein called 60S ribosomal protein L8-A.

Mol	Chain	Residues	Atoms					ZeroOcc	AltConf	Trace
10	p	233	Total	C	N	O	S	0	0	0
			1804	1151	323	327	3			

Continued on next page...

Continued from previous page...

Mol	Chain	Residues	Atoms					ZeroOcc	AltConf	Trace
10	CJ	233	Total	C	N	O	S	0	0	0
			1804	1151	323	327	3			

- Molecule 11 is a protein called 60S ribosomal protein L9-A.

Mol	Chain	Residues	Atoms					ZeroOcc	AltConf	Trace
11	q	191	Total	C	N	O	S	0	0	0
			1518	963	274	277	4			
11	CK	191	Total	C	N	O	S	0	0	0
			1518	963	274	277	4			

- Molecule 12 is a protein called 60S ribosomal protein L10.

Mol	Chain	Residues	Atoms					ZeroOcc	AltConf	Trace
12	r	211	Total	C	N	O	S	0	0	0
			1705	1083	322	294	6			
12	CL	211	Total	C	N	O	S	0	0	0
			1705	1083	322	294	6			

- Molecule 13 is a protein called 60S ribosomal protein L11-B.

Mol	Chain	Residues	Atoms					ZeroOcc	AltConf	Trace
13	s	169	Total	C	N	O	S	0	0	0
			1353	847	253	249	4			
13	CM	169	Total	C	N	O	S	0	0	0
			1353	847	253	249	4			

- Molecule 14 is a protein called 60S ribosomal protein L13-A.

Mol	Chain	Residues	Atoms				ZeroOcc	AltConf	Trace
14	t	193	Total	C	N	O	0	0	0
			1543	962	315	266			
14	CN	193	Total	C	N	O	0	0	0
			1543	962	315	266			

- Molecule 15 is a protein called 60S ribosomal protein L14-A.

Mol	Chain	Residues	Atoms				ZeroOcc	AltConf	Trace
15	u	136	Total	C	N	O	0	0	0
			1053	675	199	177			
15	CO	136	Total	C	N	O	0	0	0
			1053	675	199	177			

- Molecule 16 is a protein called 60S ribosomal protein L15-A.

Mol	Chain	Residues	Atoms					ZeroOcc	AltConf	Trace
16	v	203	Total	C	N	O	S	0	0	0
			1720	1077	361	281	1			
16	CP	203	Total	C	N	O	S	0	0	0
			1720	1077	361	281	1			

- Molecule 17 is a protein called 60S ribosomal protein L16-A.

Mol	Chain	Residues	Atoms					ZeroOcc	AltConf	Trace
17	w	197	Total	C	N	O	S	0	0	0
			1555	1003	289	262	1			
17	CQ	197	Total	C	N	O	S	0	0	0
			1555	1003	289	262	1			

- Molecule 18 is a protein called 60S ribosomal protein L17-A.

Mol	Chain	Residues	Atoms					ZeroOcc	AltConf	Trace
18	x	183	Total	C	N	O	S	0	0	0
			1420	882	281	257				
18	CR	183	Total	C	N	O	S	0	0	0
			1420	882	281	257				

- Molecule 19 is a protein called 60S ribosomal protein L18-A.

Mol	Chain	Residues	Atoms					ZeroOcc	AltConf	Trace
19	y	185	Total	C	N	O	S	0	0	0
			1441	908	290	241	2			
19	CS	185	Total	C	N	O	S	0	0	0
			1441	908	290	241	2			

- Molecule 20 is a protein called 60S ribosomal protein L19-A.

Mol	Chain	Residues	Atoms					ZeroOcc	AltConf	Trace
20	z	188	Total	C	N	O	S	0	0	0
			1521	935	326	260				
20	CT	188	Total	C	N	O	S	0	0	0
			1521	935	326	260				

- Molecule 21 is a protein called 60S ribosomal protein L20-A.

Mol	Chain	Residues	Atoms					ZeroOcc	AltConf	Trace
21	0	172	Total	C	N	O	S	0	0	0
			1445	930	267	244	4			
21	CU	172	Total	C	N	O	S	0	0	0
			1445	930	267	244	4			

- Molecule 22 is a protein called 60S ribosomal protein L21-A.

Mol	Chain	Residues	Atoms					ZeroOcc	AltConf	Trace
22	2	159	Total	C	N	O	S	0	0	0
			1276	805	246	221	4			
22	CV	159	Total	C	N	O	S	0	0	0
			1276	805	246	221	4			

- Molecule 23 is a protein called 60S ribosomal protein L22-A.

Mol	Chain	Residues	Atoms				ZeroOcc	AltConf	Trace
23	5	100	Total	C	N	O	0	0	0
			796	516	131	149			
23	CW	100	Total	C	N	O	0	0	0
			796	516	131	149			

- Molecule 24 is a protein called 60S ribosomal protein L23-A.

Mol	Chain	Residues	Atoms					ZeroOcc	AltConf	Trace
24	12	136	Total	C	N	O	S	0	0	0
			1003	628	189	179	7			
24	CX	136	Total	C	N	O	S	0	0	0
			1003	628	189	179	7			

- Molecule 25 is a RNA chain called 18S ribosomal RNA.

Mol	Chain	Residues	Atoms					ZeroOcc	AltConf	Trace
25	6	1783	Total	C	N	O	P	0	0	0
			37990	16984	6723	12500	1783			
25	A	1781	Total	C	N	O	P	0	0	0
			37948	16965	6715	12487	1781			

- Molecule 26 is a protein called 60S ribosomal protein L24-A.

Mol	Chain	Residues	Atoms					ZeroOcc	AltConf	Trace
26	7	98	Total	C	N	O	S	0	0	0
			699	443	137	118	1			

Continued on next page...

Continued from previous page...

Mol	Chain	Residues	Atoms					ZeroOcc	AltConf	Trace
26	CY	98	Total	C	N	O	S	0	0	0
			699	443	137	118	1			

- Molecule 27 is a protein called 60S ribosomal protein L25.

Mol	Chain	Residues	Atoms					ZeroOcc	AltConf	Trace
27	8	121	Total	C	N	O	S	0	0	0
			964	620	169	173	2			
27	CZ	121	Total	C	N	O	S	0	0	0
			964	620	169	173	2			

- Molecule 28 is a protein called 60S ribosomal protein L26-A.

Mol	Chain	Residues	Atoms					ZeroOcc	AltConf	Trace
28	9	126	Total	C	N	O		0	0	0
			993	625	192	176				
28	DA	126	Total	C	N	O		0	0	0
			993	625	192	176				

- Molecule 29 is a protein called 60S ribosomal protein L27-A.

Mol	Chain	Residues	Atoms					ZeroOcc	AltConf	Trace
29	AA	135	Total	C	N	O		0	0	0
			1092	710	202	180				
29	DB	135	Total	C	N	O		0	0	0
			1092	710	202	180				

- Molecule 30 is a protein called 60S ribosomal protein L28.

Mol	Chain	Residues	Atoms					ZeroOcc	AltConf	Trace
30	AB	148	Total	C	N	O	S	0	0	0
			1173	749	231	190	3			
30	DC	148	Total	C	N	O	S	0	0	0
			1173	749	231	190	3			

- Molecule 31 is a protein called 60S ribosomal protein L29.

Mol	Chain	Residues	Atoms					ZeroOcc	AltConf	Trace
31	AC	58	Total	C	N	O		0	0	0
			462	289	100	73				
31	DD	58	Total	C	N	O		0	0	0
			462	289	100	73				

- Molecule 32 is a protein called 60S ribosomal protein L30.

Mol	Chain	Residues	Atoms					ZeroOcc	AltConf	Trace
32	AD	97	Total	C	N	O	S	0	0	0
			743	479	124	139	1			
32	DE	97	Total	C	N	O	S	0	0	0
			743	479	124	139	1			

- Molecule 33 is a protein called 60S ribosomal protein L31-A.

Mol	Chain	Residues	Atoms					ZeroOcc	AltConf	Trace
33	AE	109	Total	C	N	O	S	0	0	0
			876	556	167	152	1			
33	DF	109	Total	C	N	O	S	0	0	0
			876	556	167	152	1			

- Molecule 34 is a protein called 60S ribosomal protein L32.

Mol	Chain	Residues	Atoms					ZeroOcc	AltConf	Trace
34	AF	127	Total	C	N	O	S	0	0	0
			1020	647	205	167	1			
34	DG	127	Total	C	N	O	S	0	0	0
			1020	647	205	167	1			

- Molecule 35 is a protein called 60S ribosomal protein L33-A.

Mol	Chain	Residues	Atoms					ZeroOcc	AltConf	Trace
35	AG	106	Total	C	N	O	S	0	0	0
			850	540	165	144	1			
35	DH	106	Total	C	N	O	S	0	0	0
			850	540	165	144	1			

- Molecule 36 is a protein called 60S ribosomal protein L34-A.

Mol	Chain	Residues	Atoms					ZeroOcc	AltConf	Trace
36	AH	112	Total	C	N	O	S	0	0	0
			880	545	179	152	4			
36	DI	112	Total	C	N	O	S	0	0	0
			880	545	179	152	4			

- Molecule 37 is a protein called 60S ribosomal protein L35-A.

Mol	Chain	Residues	Atoms					ZeroOcc	AltConf	Trace
37	AI	119	Total	C	N	O	S	0	0	0
			969	615	186	167	1			
37	DJ	119	Total	C	N	O	S	0	0	0
			969	615	186	167	1			

- Molecule 38 is a protein called 60S ribosomal protein L36-A.

Mol	Chain	Residues	Atoms					ZeroOcc	AltConf	Trace
38	AJ	99	Total	C	N	O	S	0	0	0
			771	481	156	132	2			
38	DK	99	Total	C	N	O	S	0	0	0
			771	481	156	132	2			

- Molecule 39 is a protein called 60S ribosomal protein L37-A.

Mol	Chain	Residues	Atoms					ZeroOcc	AltConf	Trace
39	AK	87	Total	C	N	O	S	0	0	0
			681	414	148	114	5			
39	DL	87	Total	C	N	O	S	0	0	0
			681	414	148	114	5			

- Molecule 40 is a protein called 60S ribosomal protein L38.

Mol	Chain	Residues	Atoms				ZeroOcc	AltConf	Trace
40	AL	77	Total	C	N	O	0	0	0
			612	391	115	106			
40	DM	77	Total	C	N	O	0	0	0
			612	391	115	106			

- Molecule 41 is a protein called 60S ribosomal protein L39.

Mol	Chain	Residues	Atoms					ZeroOcc	AltConf	Trace
41	AM	50	Total	C	N	O	S	0	0	0
			436	272	97	65	2			
41	DN	50	Total	C	N	O	S	0	0	0
			436	272	97	65	2			

- Molecule 42 is a protein called Ubiquitin-60S ribosomal protein L40.

Mol	Chain	Residues	Atoms					ZeroOcc	AltConf	Trace
42	AN	52	Total	C	N	O	S	0	0	0
			417	259	86	67	5			

Continued on next page...

Continued from previous page...

Mol	Chain	Residues	Atoms					ZeroOcc	AltConf	Trace
42	DO	52	Total	C	N	O	S	0	0	0
			417	259	86	67	5			

- Molecule 43 is a protein called 60S ribosomal protein L41-B.

Mol	Chain	Residues	Atoms					ZeroOcc	AltConf	Trace
43	AO	25	Total	C	N	O	S	0	0	0
			233	142	63	27	1			
43	DP	25	Total	C	N	O	S	0	0	0
			233	142	63	27	1			

- Molecule 44 is a protein called 60S ribosomal protein L42-A.

Mol	Chain	Residues	Atoms					ZeroOcc	AltConf	Trace
44	AP	105	Total	C	N	O	S	0	0	0
			847	534	170	138	5			
44	DQ	105	Total	C	N	O	S	0	0	0
			847	534	170	138	5			

- Molecule 45 is a protein called 60S ribosomal protein L43-A.

Mol	Chain	Residues	Atoms					ZeroOcc	AltConf	Trace
45	AQ	91	Total	C	N	O	S	0	0	0
			694	429	138	121	6			
45	DR	91	Total	C	N	O	S	0	0	0
			694	429	138	121	6			

- Molecule 46 is a protein called Suppressor protein STM1.

Mol	Chain	Residues	Atoms				ZeroOcc	AltConf	Trace
46	i	159	Total	C	N	O	0	0	0
			1104	652	221	231			

- Molecule 47 is a protein called 60S acidic ribosomal protein P0.

Mol	Chain	Residues	Atoms					ZeroOcc	AltConf	Trace
47	p0	143	Total	C	N	O	S	0	0	0
			1077	687	192	195	3			

- Molecule 48 is a protein called Suppressor protein STM1, Suppressor protein STM1, Suppressor protein Stm1 - Mol B.

Mol	Chain	Residues	Atoms				ZeroOcc	AltConf	Trace
48	sM	104	Total	C	N	O			
			680	403	140	137	0	0	0

- Molecule 49 is a protein called 40S ribosomal protein S0-A.

Mol	Chain	Residues	Atoms					ZeroOcc	AltConf	Trace
49	B	206	Total	C	N	O	S			
			1577	1014	278	283	2	0	0	0
49	s0	206	Total	C	N	O	S			
			1583	1017	281	283	2	0	0	0

- Molecule 50 is a protein called 40S ribosomal protein S1-A.

Mol	Chain	Residues	Atoms					ZeroOcc	AltConf	Trace
50	C	214	Total	C	N	O	S			
			1709	1084	310	311	4	0	0	0
50	s1	216	Total	C	N	O	S			
			1722	1091	312	315	4	0	0	0

- Molecule 51 is a protein called 40S ribosomal protein S2.

Mol	Chain	Residues	Atoms					ZeroOcc	AltConf	Trace
51	D	217	Total	C	N	O	S			
			1635	1047	289	297	2	0	0	0
51	s2	217	Total	C	N	O	S			
			1635	1047	289	297	2	0	0	0

- Molecule 52 is a protein called 40S ribosomal protein S3.

Mol	Chain	Residues	Atoms					ZeroOcc	AltConf	Trace
52	E	223	Total	C	N	O	S			
			1734	1101	313	314	6	0	0	0
52	s3	223	Total	C	N	O	S			
			1734	1101	313	314	6	0	0	0

- Molecule 53 is a protein called 40S ribosomal protein S4-A.

Mol	Chain	Residues	Atoms					ZeroOcc	AltConf	Trace
53	F	260	Total	C	N	O	S			
			2068	1316	389	360	3	0	0	0
53	s4	260	Total	C	N	O	S			
			2068	1316	389	360	3	0	0	0

- Molecule 54 is a protein called 40S ribosomal protein S5.

Mol	Chain	Residues	Atoms					ZeroOcc	AltConf	Trace
54	G	206	Total	C	N	O	S	0	0	0
			1609	1007	300	299	3			
54	s5	206	Total	C	N	O	S	0	0	0
			1609	1007	300	299	3			

- Molecule 55 is a protein called 40S ribosomal protein S6-A.

Mol	Chain	Residues	Atoms					ZeroOcc	AltConf	Trace
55	H	226	Total	C	N	O	S	0	0	0
			1799	1129	346	321	3			
55	s6	218	Total	C	N	O	S	0	0	0
			1755	1102	337	313	3			

- Molecule 56 is a protein called 40S ribosomal protein S7-A.

Mol	Chain	Residues	Atoms				ZeroOcc	AltConf	Trace
56	I	184	Total	C	N	O	0	0	0
			1481	951	265	265			
56	s7	186	Total	C	N	O	0	0	0
			1491	957	267	267			

- Molecule 57 is a protein called 40S ribosomal protein S8-A.

Mol	Chain	Residues	Atoms					ZeroOcc	AltConf	Trace
57	J	188	Total	C	N	O	S	0	0	0
			1489	925	298	264	2			
57	s8	188	Total	C	N	O	S	0	0	0
			1489	925	298	264	2			

- Molecule 58 is a protein called 40S ribosomal protein S9-A.

Mol	Chain	Residues	Atoms					ZeroOcc	AltConf	Trace
58	K	185	Total	C	N	O	S	0	0	0
			1494	943	289	261	1			
58	s9	185	Total	C	N	O	S	0	0	0
			1494	943	289	261	1			

- Molecule 59 is a protein called 40S ribosomal protein S10-A.

Mol	Chain	Residues	Atoms					ZeroOcc	AltConf	Trace
59	L	96	Total	C	N	O	S	0	0	0
			772	499	126	145	2			
59	c0	96	Total	C	N	O	S	0	0	0
			761	490	125	144	2			

- Molecule 60 is a protein called 40S ribosomal protein S11-A.

Mol	Chain	Residues	Atoms					ZeroOcc	AltConf	Trace
60	M	155	Total	C	N	O	S	0	0	0
			1213	774	230	206	3			
60	c1	146	Total	C	N	O	S	0	0	0
			1168	747	221	197	3			

- Molecule 61 is a protein called 40S ribosomal protein S12.

Mol	Chain	Residues	Atoms					ZeroOcc	AltConf	Trace
61	N	124	Total	C	N	O	S	0	0	0
			890	560	156	172	2			
61	c2	124	Total	C	N	O	S	0	0	0
			890	560	156	172	2			

- Molecule 62 is a protein called 40S ribosomal protein S13.

Mol	Chain	Residues	Atoms					ZeroOcc	AltConf	Trace
62	O	150	Total	C	N	O	S	0	0	0
			1192	759	224	207	2			
62	c3	150	Total	C	N	O	S	0	0	0
			1192	759	224	207	2			

- Molecule 63 is a protein called 40S ribosomal protein S14-B.

Mol	Chain	Residues	Atoms					ZeroOcc	AltConf	Trace
63	P	127	Total	C	N	O	S	0	0	0
			891	545	182	163	1			
63	c4	128	Total	C	N	O	S	0	0	0
			949	582	188	176	3			

- Molecule 64 is a protein called 40S ribosomal protein S15.

Mol	Chain	Residues	Atoms					ZeroOcc	AltConf	Trace
64	Q	124	Total	C	N	O	S	0	0	0
			977	622	182	166	7			

Continued on next page...

Continued from previous page...

Mol	Chain	Residues	Atoms					ZeroOcc	AltConf	Trace
64	c5	135	Total	C	N	O	S	0	0	0
			1039	658	196	178	7			

- Molecule 65 is a protein called 40S ribosomal protein S16-A.

Mol	Chain	Residues	Atoms					ZeroOcc	AltConf	Trace
65	R	141	Total	C	N	O		0	0	0
			1105	708	203	194				
65	c6	142	Total	C	N	O		0	0	0
			1111	711	204	196				

- Molecule 66 is a protein called 40S ribosomal protein S17-B.

Mol	Chain	Residues	Atoms					ZeroOcc	AltConf	Trace
66	S	120	Total	C	N	O	S	0	0	0
			926	577	177	170	2			

- Molecule 67 is a protein called 40S ribosomal protein S18-A.

Mol	Chain	Residues	Atoms					ZeroOcc	AltConf	Trace
67	T	145	Total	C	N	O	S	0	0	0
			1192	743	237	210	2			
67	c8	145	Total	C	N	O	S	0	0	0
			1192	743	237	210	2			

- Molecule 68 is a protein called 40S ribosomal protein S19-A.

Mol	Chain	Residues	Atoms					ZeroOcc	AltConf	Trace
68	U	143	Total	C	N	O	S	0	0	0
			1112	694	208	208	2			
68	c9	143	Total	C	N	O	S	0	0	0
			1112	694	208	208	2			

- Molecule 69 is a protein called 40S ribosomal protein S20.

Mol	Chain	Residues	Atoms					ZeroOcc	AltConf	Trace
69	V	107	Total	C	N	O	S	0	0	0
			855	539	156	159	1			
69	d0	110	Total	C	N	O	S	0	0	0
			882	554	161	166	1			

- Molecule 70 is a protein called 40S ribosomal protein S21-A.

Mol	Chain	Residues	Atoms					ZeroOcc	AltConf	Trace
70	W	87	Total	C	N	O	S	0	0	0
			684	420	125	137	2			
70	d1	87	Total	C	N	O	S	0	0	0
			684	420	125	137	2			

- Molecule 71 is a protein called 40S ribosomal protein S22-A.

Mol	Chain	Residues	Atoms					ZeroOcc	AltConf	Trace
71	X	129	Total	C	N	O	S	0	0	0
			1021	650	188	180	3			
71	d2	129	Total	C	N	O	S	0	0	0
			1021	650	188	180	3			

- Molecule 72 is a protein called 40S ribosomal protein S23-A.

Mol	Chain	Residues	Atoms					ZeroOcc	AltConf	Trace
72	Y	144	Total	C	N	O	S	0	0	0
			1121	708	220	191	2			
72	d3	144	Total	C	N	O	S	0	0	0
			1121	708	220	191	2			

- Molecule 73 is a protein called 40S ribosomal protein S24-A.

Mol	Chain	Residues	Atoms				ZeroOcc	AltConf	Trace
73	Z	134	Total	C	N	O	0	0	0
			1073	676	208	189			
73	d4	134	Total	C	N	O	0	0	0
			1073	676	208	189			

- Molecule 74 is a protein called 40S ribosomal protein S25-A.

Mol	Chain	Residues	Atoms				ZeroOcc	AltConf	Trace
74	a	70	Total	C	N	O	0	0	0
			563	360	104	99			
74	d5	69	Total	C	N	O	0	0	0
			558	357	103	98			

- Molecule 75 is a protein called 40S ribosomal protein S26-B.

Mol	Chain	Residues	Atoms					ZeroOcc	AltConf	Trace
75	b	97	Total	C	N	O	S	0	0	0
			769	475	160	129	5			

Continued on next page...

Continued from previous page...

Mol	Chain	Residues	Atoms					ZeroOcc	AltConf	Trace
75	d6	97	Total	C	N	O	S	0	0	0
			769	475	160	129	5			

- Molecule 76 is a protein called 40S ribosomal protein S27-A.

Mol	Chain	Residues	Atoms					ZeroOcc	AltConf	Trace
76	c	81	Total	C	N	O	S	0	0	0
			610	382	110	113	5			
76	d7	81	Total	C	N	O	S	0	0	0
			610	382	110	113	5			

- Molecule 77 is a protein called 40S ribosomal protein S28-A.

Mol	Chain	Residues	Atoms					ZeroOcc	AltConf	Trace
77	d	63	Total	C	N	O	S	0	0	0
			497	306	99	91	1			
77	d8	63	Total	C	N	O	S	0	0	0
			497	306	99	91	1			

- Molecule 78 is a protein called 40S ribosomal protein S29-A.

Mol	Chain	Residues	Atoms					ZeroOcc	AltConf	Trace
78	e	53	Total	C	N	O	S	0	0	0
			442	274	92	72	4			
78	d9	53	Total	C	N	O	S	0	0	0
			442	274	92	72	4			

- Molecule 79 is a protein called 40S ribosomal protein S30-A.

Mol	Chain	Residues	Atoms					ZeroOcc	AltConf	Trace
79	f	60	Total	C	N	O	S	0	0	0
			475	299	98	77	1			
79	e0	62	Total	C	N	O	S	0	0	0
			491	309	101	80	1			

- Molecule 80 is a protein called Ubiquitin-40S ribosomal protein S31.

Mol	Chain	Residues	Atoms					ZeroOcc	AltConf	Trace
80	g	71	Total	C	N	O	S	0	0	0
			566	362	106	94	4			

- Molecule 81 is a protein called Guanine nucleotide-binding protein subunit beta-like protein.

Mol	Chain	Residues	Atoms					ZeroOcc	AltConf	Trace
81	h	318	Total	C	N	O	S	0	0	0
			2437	1541	418	470	8			
81	sR	318	Total	C	N	O	S	0	0	0
			2442	1544	418	472	8			

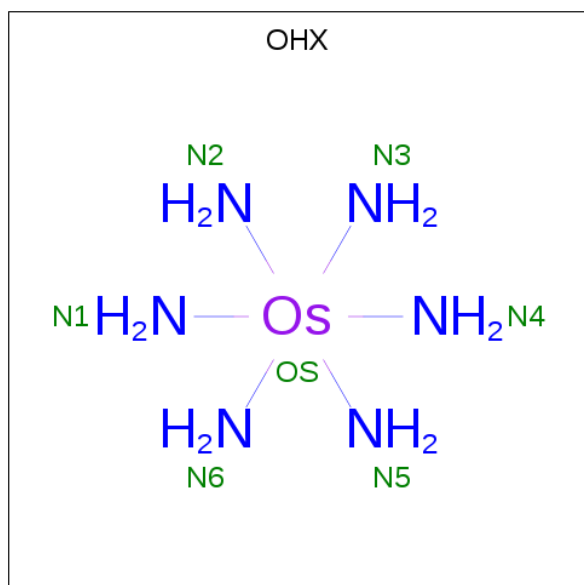
- Molecule 82 is a protein called 40S ribosomal protein S17-A.

Mol	Chain	Residues	Atoms					ZeroOcc	AltConf	Trace
82	c7	117	Total	C	N	O	S	0	0	0
			906	563	174	167	2			

- Molecule 83 is a protein called Ubiquitin-40S ribosomal protein S31.

Mol	Chain	Residues	Atoms					ZeroOcc	AltConf	Trace
83	e1	51	Total	C	N	O	S	0	0	0
			397	249	73	71	4			

- Molecule 84 is osmium (III) hexammine (three-letter code: OHX) (formula: $\text{H}_{12}\text{N}_6\text{Os}$).



Mol	Chain	Residues	Atoms			ZeroOcc	AltConf
84	1	1	Total	N	Os	0	0
			7	6	1		
84	1	1	Total	N	Os	0	0
			7	6	1		
84	1	1	Total	N	Os	0	0
			7	6	1		

Continued on next page...

Continued from previous page...

Mol	Chain	Residues	Atoms			ZeroOcc	AltConf
84	1	1	Total	N	Os	0	0
			7	6	1		
84	1	1	Total	N	Os	0	0
			7	6	1		
84	1	1	Total	N	Os	0	0
			7	6	1		
84	1	1	Total	N	Os	0	0
			7	6	1		
84	1	1	Total	N	Os	0	0
			7	6	1		
84	1	1	Total	N	Os	0	0
			7	6	1		
84	1	1	Total	N	Os	0	0
			7	6	1		
84	1	1	Total	N	Os	0	0
			7	6	1		
84	1	1	Total	N	Os	0	0
			7	6	1		
84	1	1	Total	N	Os	0	0
			7	6	1		
84	1	1	Total	N	Os	0	0
			7	6	1		
84	1	1	Total	N	Os	0	0
			7	6	1		
84	1	1	Total	N	Os	0	0
			7	6	1		
84	1	1	Total	N	Os	0	0
			7	6	1		
84	1	1	Total	N	Os	0	0
			7	6	1		
84	1	1	Total	N	Os	0	0
			7	6	1		
84	1	1	Total	N	Os	0	0
			7	6	1		
84	1	1	Total	N	Os	0	0
			7	6	1		

Continued on next page...

Continued from previous page...

Mol	Chain	Residues	Atoms			ZeroOcc	AltConf
84	1	1	Total	N	Os	0	0
			7	6	1		
84	1	1	Total	N	Os	0	0
			7	6	1		
84	1	1	Total	N	Os	0	0
			7	6	1		
84	1	1	Total	N	Os	0	0
			7	6	1		
84	1	1	Total	N	Os	0	0
			7	6	1		
84	1	1	Total	N	Os	0	0
			7	6	1		
84	1	1	Total	N	Os	0	0
			7	6	1		
84	1	1	Total	N	Os	0	0
			7	6	1		
84	1	1	Total	N	Os	0	0
			7	6	1		
84	1	1	Total	N	Os	0	0
			7	6	1		
84	1	1	Total	N	Os	0	0
			7	6	1		
84	1	1	Total	N	Os	0	0
			7	6	1		
84	1	1	Total	N	Os	0	0
			7	6	1		
84	1	1	Total	N	Os	0	0
			7	6	1		
84	1	1	Total	N	Os	0	0
			7	6	1		
84	1	1	Total	N	Os	0	0
			7	6	1		
84	1	1	Total	N	Os	0	0
			7	6	1		
84	1	1	Total	N	Os	0	0
			7	6	1		

Continued on next page...

Continued from previous page...

Mol	Chain	Residues	Atoms			ZeroOcc	AltConf
84	1	1	Total	N	Os	0	0
			7	6	1		
84	1	1	Total	N	Os	0	0
			7	6	1		
84	1	1	Total	N	Os	0	0
			7	6	1		
84	1	1	Total	N	Os	0	0
			7	6	1		
84	1	1	Total	N	Os	0	0
			7	6	1		
84	1	1	Total	N	Os	0	0
			7	6	1		
84	1	1	Total	N	Os	0	0
			7	6	1		
84	1	1	Total	N	Os	0	0
			7	6	1		
84	1	1	Total	N	Os	0	0
			7	6	1		
84	1	1	Total	N	Os	0	0
			7	6	1		
84	1	1	Total	N	Os	0	0
			7	6	1		
84	1	1	Total	N	Os	0	0
			7	6	1		
84	1	1	Total	N	Os	0	0
			7	6	1		
84	1	1	Total	N	Os	0	0
			7	6	1		
84	1	1	Total	N	Os	0	0
			7	6	1		
84	1	1	Total	N	Os	0	0
			7	6	1		
84	1	1	Total	N	Os	0	0
			7	6	1		
84	1	1	Total	N	Os	0	0
			7	6	1		

Continued on next page...

Continued from previous page...

Mol	Chain	Residues	Atoms			ZeroOcc	AltConf
84	1	1	Total	N	Os	0	0
			7	6	1		
84	1	1	Total	N	Os	0	0
			7	6	1		
84	1	1	Total	N	Os	0	0
			7	6	1		
84	1	1	Total	N	Os	0	0
			7	6	1		
84	1	1	Total	N	Os	0	0
			7	6	1		
84	1	1	Total	N	Os	0	0
			7	6	1		
84	1	1	Total	N	Os	0	0
			7	6	1		
84	1	1	Total	N	Os	0	0
			7	6	1		
84	1	1	Total	N	Os	0	0
			7	6	1		
84	1	1	Total	N	Os	0	0
			7	6	1		
84	1	1	Total	N	Os	0	0
			7	6	1		
84	1	1	Total	N	Os	0	0
			7	6	1		
84	1	1	Total	N	Os	0	0
			7	6	1		
84	1	1	Total	N	Os	0	0
			7	6	1		
84	1	1	Total	N	Os	0	0
			7	6	1		
84	1	1	Total	N	Os	0	0
			7	6	1		
84	1	1	Total	N	Os	0	0
			7	6	1		
84	1	1	Total	N	Os	0	0
			7	6	1		

Continued on next page...

Continued from previous page...

Mol	Chain	Residues	Atoms			ZeroOcc	AltConf
84	1	1	Total	N	Os	0	0
			7	6	1		
84	1	1	Total	N	Os	0	0
			7	6	1		
84	1	1	Total	N	Os	0	0
			7	6	1		
84	1	1	Total	N	Os	0	0
			7	6	1		
84	1	1	Total	N	Os	0	0
			7	6	1		
84	1	1	Total	N	Os	0	0
			7	6	1		
84	1	1	Total	N	Os	0	0
			7	6	1		
84	1	1	Total	N	Os	0	0
			7	6	1		
84	1	1	Total	N	Os	0	0
			7	6	1		
84	1	1	Total	N	Os	0	0
			7	6	1		
84	1	1	Total	N	Os	0	0
			7	6	1		
84	1	1	Total	N	Os	0	0
			7	6	1		
84	1	1	Total	N	Os	0	0
			7	6	1		
84	1	1	Total	N	Os	0	0
			7	6	1		
84	1	1	Total	N	Os	0	0
			7	6	1		
84	1	1	Total	N	Os	0	0
			7	6	1		
84	1	1	Total	N	Os	0	0
			7	6	1		
84	1	1	Total	N	Os	0	0
			7	6	1		

Continued on next page...

Continued from previous page...

Mol	Chain	Residues	Atoms			ZeroOcc	AltConf
84	1	1	Total	N	Os	0	0
			7	6	1		
84	1	1	Total	N	Os	0	0
			7	6	1		
84	1	1	Total	N	Os	0	0
			7	6	1		
84	1	1	Total	N	Os	0	0
			7	6	1		
84	1	1	Total	N	Os	0	0
			7	6	1		
84	1	1	Total	N	Os	0	0
			7	6	1		
84	1	1	Total	N	Os	0	0
			7	6	1		
84	1	1	Total	N	Os	0	0
			7	6	1		
84	1	1	Total	N	Os	0	0
			7	6	1		
84	1	1	Total	N	Os	0	0
			7	6	1		
84	1	1	Total	N	Os	0	0
			7	6	1		
84	1	1	Total	N	Os	0	0
			7	6	1		
84	1	1	Total	N	Os	0	0
			7	6	1		
84	1	1	Total	N	Os	0	0
			7	6	1		
84	1	1	Total	N	Os	0	0
			7	6	1		
84	1	1	Total	N	Os	0	0
			7	6	1		
84	1	1	Total	N	Os	0	0
			7	6	1		
84	1	1	Total	N	Os	0	0
			7	6	1		

Continued on next page...

Continued from previous page...

Mol	Chain	Residues	Atoms			ZeroOcc	AltConf
84	1	1	Total	N	Os	0	0
			7	6	1		
84	1	1	Total	N	Os	0	0
			7	6	1		
84	1	1	Total	N	Os	0	0
			7	6	1		
84	1	1	Total	N	Os	0	0
			7	6	1		
84	1	1	Total	N	Os	0	0
			7	6	1		
84	1	1	Total	N	Os	0	0
			7	6	1		
84	1	1	Total	N	Os	0	0
			7	6	1		
84	1	1	Total	N	Os	0	0
			7	6	1		
84	1	1	Total	N	Os	0	0
			7	6	1		
84	1	1	Total	N	Os	0	0
			7	6	1		
84	1	1	Total	N	Os	0	0
			7	6	1		
84	1	1	Total	N	Os	0	0
			7	6	1		
84	1	1	Total	N	Os	0	0
			7	6	1		
84	1	1	Total	N	Os	0	0
			7	6	1		
84	1	1	Total	N	Os	0	0
			7	6	1		
84	1	1	Total	N	Os	0	0
			7	6	1		
84	1	1	Total	N	Os	0	0
			7	6	1		
84	1	1	Total	N	Os	0	0
			7	6	1		

Continued on next page...

Continued from previous page...

Mol	Chain	Residues	Atoms			ZeroOcc	AltConf
84	1	1	Total	N	Os	0	0
			7	6	1		
84	1	1	Total	N	Os	0	0
			7	6	1		
84	1	1	Total	N	Os	0	0
			7	6	1		
84	1	1	Total	N	Os	0	0
			7	6	1		
84	1	1	Total	N	Os	0	0
			7	6	1		
84	1	1	Total	N	Os	0	0
			7	6	1		
84	1	1	Total	N	Os	0	0
			7	6	1		
84	1	1	Total	N	Os	0	0
			7	6	1		
84	1	1	Total	N	Os	0	0
			7	6	1		
84	1	1	Total	N	Os	0	0
			7	6	1		
84	1	1	Total	N	Os	0	0
			7	6	1		
84	1	1	Total	N	Os	0	0
			7	6	1		
84	1	1	Total	N	Os	0	0
			7	6	1		
84	1	1	Total	N	Os	0	0
			7	6	1		
84	1	1	Total	N	Os	0	0
			7	6	1		
84	1	1	Total	N	Os	0	0
			7	6	1		
84	1	1	Total	N	Os	0	0
			7	6	1		
84	1	1	Total	N	Os	0	0
			7	6	1		

Continued on next page...

Continued from previous page...

Mol	Chain	Residues	Atoms			ZeroOcc	AltConf
84	1	1	Total	N	Os	0	0
			7	6	1		
84	1	1	Total	N	Os	0	0
			7	6	1		
84	1	1	Total	N	Os	0	0
			7	6	1		
84	1	1	Total	N	Os	0	0
			7	6	1		
84	1	1	Total	N	Os	0	0
			7	6	1		
84	1	1	Total	N	Os	0	0
			7	6	1		
84	1	1	Total	N	Os	0	0
			7	6	1		
84	1	1	Total	N	Os	0	0
			7	6	1		
84	1	1	Total	N	Os	0	0
			7	6	1		
84	1	1	Total	N	Os	0	0
			7	6	1		
84	1	1	Total	N	Os	0	0
			7	6	1		
84	1	1	Total	N	Os	0	0
			7	6	1		
84	1	1	Total	N	Os	0	0
			7	6	1		
84	1	1	Total	N	Os	0	0
			7	6	1		
84	1	1	Total	N	Os	0	0
			7	6	1		
84	1	1	Total	N	Os	0	0
			7	6	1		
84	1	1	Total	N	Os	0	0
			7	6	1		
84	1	1	Total	N	Os	0	0
			7	6	1		

Continued on next page...

Continued from previous page...

Mol	Chain	Residues	Atoms			ZeroOcc	AltConf
84	1	1	Total	N	Os	0	0
			7	6	1		
84	1	1	Total	N	Os	0	0
			7	6	1		
84	1	1	Total	N	Os	0	0
			7	6	1		
84	1	1	Total	N	Os	0	0
			7	6	1		
84	1	1	Total	N	Os	0	0
			7	6	1		
84	1	1	Total	N	Os	0	0
			7	6	1		
84	1	1	Total	N	Os	0	0
			7	6	1		
84	1	1	Total	N	Os	0	0
			7	6	1		
84	1	1	Total	N	Os	0	0
			7	6	1		
84	1	1	Total	N	Os	0	0
			7	6	1		
84	1	1	Total	N	Os	0	0
			7	6	1		
84	1	1	Total	N	Os	0	0
			7	6	1		
84	1	1	Total	N	Os	0	0
			7	6	1		
84	1	1	Total	N	Os	0	0
			7	6	1		
84	1	1	Total	N	Os	0	0
			7	6	1		
84	1	1	Total	N	Os	0	0
			7	6	1		
84	1	1	Total	N	Os	0	0
			7	6	1		
84	1	1	Total	N	Os	0	0
			7	6	1		

Continued on next page...

Continued from previous page...

Mol	Chain	Residues	Atoms			ZeroOcc	AltConf
84	1	1	Total	N	Os	0	0
			7	6	1		
84	1	1	Total	N	Os	0	0
			7	6	1		
84	1	1	Total	N	Os	0	0
			7	6	1		
84	1	1	Total	N	Os	0	0
			7	6	1		
84	1	1	Total	N	Os	0	0
			7	6	1		
84	1	1	Total	N	Os	0	0
			7	6	1		
84	1	1	Total	N	Os	0	0
			7	6	1		
84	1	1	Total	N	Os	0	0
			7	6	1		
84	1	1	Total	N	Os	0	0
			7	6	1		
84	1	1	Total	N	Os	0	0
			7	6	1		
84	1	1	Total	N	Os	0	0
			7	6	1		
84	1	1	Total	N	Os	0	0
			7	6	1		
84	1	1	Total	N	Os	0	0
			7	6	1		
84	1	1	Total	N	Os	0	0
			7	6	1		
84	1	1	Total	N	Os	0	0
			7	6	1		
84	1	1	Total	N	Os	0	0
			7	6	1		
84	1	1	Total	N	Os	0	0
			7	6	1		
84	1	1	Total	N	Os	0	0
			7	6	1		

Continued on next page...

Continued from previous page...

Mol	Chain	Residues	Atoms			ZeroOcc	AltConf
84	1	1	Total	N	Os	0	0
			7	6	1		
84	1	1	Total	N	Os	0	0
			7	6	1		
84	1	1	Total	N	Os	0	0
			7	6	1		
84	1	1	Total	N	Os	0	0
			7	6	1		
84	1	1	Total	N	Os	0	0
			7	6	1		
84	1	1	Total	N	Os	0	0
			7	6	1		
84	1	1	Total	N	Os	0	0
			7	6	1		
84	1	1	Total	N	Os	0	0
			7	6	1		
84	1	1	Total	N	Os	0	0
			7	6	1		
84	1	1	Total	N	Os	0	0
			7	6	1		
84	1	1	Total	N	Os	0	0
			7	6	1		
84	1	1	Total	N	Os	0	0
			7	6	1		
84	1	1	Total	N	Os	0	0
			7	6	1		
84	1	1	Total	N	Os	0	0
			7	6	1		
84	1	1	Total	N	Os	0	0
			7	6	1		
84	1	1	Total	N	Os	0	0
			7	6	1		
84	1	1	Total	N	Os	0	0
			7	6	1		
84	1	1	Total	N	Os	0	0
			7	6	1		

Continued on next page...

Continued from previous page...

Mol	Chain	Residues	Atoms			ZeroOcc	AltConf
84	1	1	Total	N	Os	0	0
			7	6	1		
84	1	1	Total	N	Os	0	0
			7	6	1		
84	1	1	Total	N	Os	0	0
			7	6	1		
84	1	1	Total	N	Os	0	0
			7	6	1		
84	1	1	Total	N	Os	0	0
			7	6	1		
84	1	1	Total	N	Os	0	0
			7	6	1		
84	1	1	Total	N	Os	0	0
			7	6	1		
84	1	1	Total	N	Os	0	0
			7	6	1		
84	1	1	Total	N	Os	0	0
			7	6	1		
84	1	1	Total	N	Os	0	0
			7	6	1		
84	1	1	Total	N	Os	0	0
			7	6	1		
84	1	1	Total	N	Os	0	0
			7	6	1		
84	1	1	Total	N	Os	0	0
			7	6	1		
84	1	1	Total	N	Os	0	0
			7	6	1		
84	1	1	Total	N	Os	0	0
			7	6	1		
84	1	1	Total	N	Os	0	0
			7	6	1		
84	1	1	Total	N	Os	0	0
			7	6	1		
84	1	1	Total	N	Os	0	0
			7	6	1		
84	1	1	Total	N	Os	0	0
			7	6	1		

Continued on next page...

Continued from previous page...

Mol	Chain	Residues	Atoms			ZeroOcc	AltConf
84	1	1	Total	N	Os	0	0
			7	6	1		
84	1	1	Total	N	Os	0	0
			7	6	1		
84	1	1	Total	N	Os	0	0
			7	6	1		
84	1	1	Total	N	Os	0	0
			7	6	1		
84	1	1	Total	N	Os	0	0
			7	6	1		
84	1	1	Total	N	Os	0	0
			7	6	1		
84	1	1	Total	N	Os	0	0
			7	6	1		
84	1	1	Total	N	Os	0	0
			7	6	1		
84	1	1	Total	N	Os	0	0
			7	6	1		
84	1	1	Total	N	Os	0	0
			7	6	1		
84	1	1	Total	N	Os	0	0
			7	6	1		
84	1	1	Total	N	Os	0	0
			7	6	1		
84	1	1	Total	N	Os	0	0
			7	6	1		
84	1	1	Total	N	Os	0	0
			7	6	1		
84	1	1	Total	N	Os	0	0
			7	6	1		
84	1	1	Total	N	Os	0	0
			7	6	1		
84	1	1	Total	N	Os	0	0
			7	6	1		
84	1	1	Total	N	Os	0	0
			7	6	1		

Continued on next page...

Continued from previous page...

Mol	Chain	Residues	Atoms			ZeroOcc	AltConf
84	1	1	Total	N	Os	0	0
			7	6	1		
84	1	1	Total	N	Os	0	0
			7	6	1		
84	1	1	Total	N	Os	0	0
			7	6	1		
84	1	1	Total	N	Os	0	0
			7	6	1		
84	1	1	Total	N	Os	0	0
			7	6	1		
84	1	1	Total	N	Os	0	0
			7	6	1		
84	1	1	Total	N	Os	0	0
			7	6	1		
84	1	1	Total	N	Os	0	0
			7	6	1		
84	1	1	Total	N	Os	0	0
			7	6	1		
84	1	1	Total	N	Os	0	0
			7	6	1		
84	1	1	Total	N	Os	0	0
			7	6	1		
84	1	1	Total	N	Os	0	0
			7	6	1		
84	1	1	Total	N	Os	0	0
			7	6	1		
84	1	1	Total	N	Os	0	0
			7	6	1		
84	1	1	Total	N	Os	0	0
			7	6	1		
84	1	1	Total	N	Os	0	0
			7	6	1		
84	1	1	Total	N	Os	0	0
			7	6	1		
84	1	1	Total	N	Os	0	0
			7	6	1		

Continued on next page...

Continued from previous page...

Mol	Chain	Residues	Atoms			ZeroOcc	AltConf
84	1	1	Total	N	Os	0	0
			7	6	1		
84	1	1	Total	N	Os	0	0
			7	6	1		
84	1	1	Total	N	Os	0	0
			7	6	1		
84	1	1	Total	N	Os	0	0
			7	6	1		
84	1	1	Total	N	Os	0	0
			7	6	1		
84	1	1	Total	N	Os	0	0
			7	6	1		
84	1	1	Total	N	Os	0	0
			7	6	1		
84	1	1	Total	N	Os	0	0
			7	6	1		
84	1	1	Total	N	Os	0	0
			7	6	1		
84	1	1	Total	N	Os	0	0
			7	6	1		
84	3	1	Total	N	Os	0	0
			7	6	1		
84	3	1	Total	N	Os	0	0
			7	6	1		
84	3	1	Total	N	Os	0	0
			7	6	1		
84	3	1	Total	N	Os	0	0
			7	6	1		
84	3	1	Total	N	Os	0	0
			7	6	1		
84	3	1	Total	N	Os	0	0
			7	6	1		
84	3	1	Total	N	Os	0	0
			7	6	1		

Continued on next page...

Continued from previous page...

Mol	Chain	Residues	Atoms			ZeroOcc	AltConf
84	4	1	Total	N	Os	0	0
			7	6	1		
84	4	1	Total	N	Os	0	0
			7	6	1		
84	4	1	Total	N	Os	0	0
			7	6	1		
84	4	1	Total	N	Os	0	0
			7	6	1		
84	4	1	Total	N	Os	0	0
			7	6	1		
84	4	1	Total	N	Os	0	0
			7	6	1		
84	4	1	Total	N	Os	0	0
			7	6	1		
84	4	1	Total	N	Os	0	0
			7	6	1		
84	4	1	Total	N	Os	0	0
			7	6	1		
84	4	1	Total	N	Os	0	0
			7	6	1		
84	k	1	Total	N	Os	0	0
			7	6	1		
84	k	1	Total	N	Os	0	0
			7	6	1		
84	l	1	Total	N	Os	0	0
			7	6	1		
84	r	1	Total	N	Os	0	0
			7	6	1		
84	v	1	Total	N	Os	0	0
			7	6	1		
84	x	1	Total	N	Os	0	0
			7	6	1		
84	x	1	Total	N	Os	0	0
			7	6	1		
84	y	1	Total	N	Os	0	0
			7	6	1		
84	z	1	Total	N	Os	0	0
			7	6	1		

Continued on next page...

Continued from previous page...

Mol	Chain	Residues	Atoms			ZeroOcc	AltConf
84	2	1	Total	N	Os	0	0
			7	6	1		
84	6	1	Total	N	Os	0	0
			7	6	1		
84	6	1	Total	N	Os	0	0
			7	6	1		
84	6	1	Total	N	Os	0	0
			7	6	1		
84	6	1	Total	N	Os	0	0
			7	6	1		
84	6	1	Total	N	Os	0	0
			7	6	1		
84	6	1	Total	N	Os	0	0
			7	6	1		
84	6	1	Total	N	Os	0	0
			7	6	1		
84	6	1	Total	N	Os	0	0
			7	6	1		
84	6	1	Total	N	Os	0	0
			7	6	1		
84	6	1	Total	N	Os	0	0
			7	6	1		
84	6	1	Total	N	Os	0	0
			7	6	1		
84	6	1	Total	N	Os	0	0
			7	6	1		
84	6	1	Total	N	Os	0	0
			7	6	1		
84	6	1	Total	N	Os	0	0
			7	6	1		
84	6	1	Total	N	Os	0	0
			7	6	1		
84	6	1	Total	N	Os	0	0
			7	6	1		
84	6	1	Total	N	Os	0	0
			7	6	1		

Continued on next page...

Continued from previous page...

Mol	Chain	Residues	Atoms			ZeroOcc	AltConf
84	6	1	Total	N	Os	0	0
			7	6	1		
84	6	1	Total	N	Os	0	0
			7	6	1		
84	6	1	Total	N	Os	0	0
			7	6	1		
84	6	1	Total	N	Os	0	0
			7	6	1		
84	6	1	Total	N	Os	0	0
			7	6	1		
84	6	1	Total	N	Os	0	0
			7	6	1		
84	6	1	Total	N	Os	0	0
			7	6	1		
84	6	1	Total	N	Os	0	0
			7	6	1		
84	6	1	Total	N	Os	0	0
			7	6	1		
84	6	1	Total	N	Os	0	0
			7	6	1		
84	6	1	Total	N	Os	0	0
			7	6	1		
84	6	1	Total	N	Os	0	0
			7	6	1		
84	6	1	Total	N	Os	0	0
			7	6	1		
84	6	1	Total	N	Os	0	0
			7	6	1		
84	6	1	Total	N	Os	0	0
			7	6	1		
84	6	1	Total	N	Os	0	0
			7	6	1		
84	6	1	Total	N	Os	0	0
			7	6	1		
84	6	1	Total	N	Os	0	0
			7	6	1		

Continued on next page...

Continued from previous page...

Mol	Chain	Residues	Atoms			ZeroOcc	AltConf
84	6	1	Total	N	Os	0	0
			7	6	1		
84	6	1	Total	N	Os	0	0
			7	6	1		
84	6	1	Total	N	Os	0	0
			7	6	1		
84	6	1	Total	N	Os	0	0
			7	6	1		
84	6	1	Total	N	Os	0	0
			7	6	1		
84	6	1	Total	N	Os	0	0
			7	6	1		
84	6	1	Total	N	Os	0	0
			7	6	1		
84	6	1	Total	N	Os	0	0
			7	6	1		
84	6	1	Total	N	Os	0	0
			7	6	1		
84	6	1	Total	N	Os	0	0
			7	6	1		
84	6	1	Total	N	Os	0	0
			7	6	1		
84	6	1	Total	N	Os	0	0
			7	6	1		
84	6	1	Total	N	Os	0	0
			7	6	1		
84	6	1	Total	N	Os	0	0
			7	6	1		
84	6	1	Total	N	Os	0	0
			7	6	1		
84	6	1	Total	N	Os	0	0
			7	6	1		
84	6	1	Total	N	Os	0	0
			7	6	1		
84	6	1	Total	N	Os	0	0
			7	6	1		

Continued on next page...

Continued from previous page...

Mol	Chain	Residues	Atoms			ZeroOcc	AltConf
84	6	1	Total	N	Os	0	0
			7	6	1		
84	6	1	Total	N	Os	0	0
			7	6	1		
84	6	1	Total	N	Os	0	0
			7	6	1		
84	6	1	Total	N	Os	0	0
			7	6	1		
84	6	1	Total	N	Os	0	0
			7	6	1		
84	6	1	Total	N	Os	0	0
			7	6	1		
84	6	1	Total	N	Os	0	0
			7	6	1		
84	6	1	Total	N	Os	0	0
			7	6	1		
84	6	1	Total	N	Os	0	0
			7	6	1		
84	6	1	Total	N	Os	0	0
			7	6	1		
84	6	1	Total	N	Os	0	0
			7	6	1		
84	6	1	Total	N	Os	0	0
			7	6	1		
84	6	1	Total	N	Os	0	0
			7	6	1		
84	6	1	Total	N	Os	0	0
			7	6	1		
84	6	1	Total	N	Os	0	0
			7	6	1		
84	6	1	Total	N	Os	0	0
			7	6	1		
84	6	1	Total	N	Os	0	0
			7	6	1		
84	6	1	Total	N	Os	0	0
			7	6	1		

Continued on next page...

Continued from previous page...

Mol	Chain	Residues	Atoms			ZeroOcc	AltConf
84	6	1	Total	N	Os	0	0
			7	6	1		
84	6	1	Total	N	Os	0	0
			7	6	1		
84	6	1	Total	N	Os	0	0
			7	6	1		
84	6	1	Total	N	Os	0	0
			7	6	1		
84	6	1	Total	N	Os	0	0
			7	6	1		
84	6	1	Total	N	Os	0	0
			7	6	1		
84	6	1	Total	N	Os	0	0
			7	6	1		
84	6	1	Total	N	Os	0	0
			7	6	1		
84	6	1	Total	N	Os	0	0
			7	6	1		
84	6	1	Total	N	Os	0	0
			7	6	1		
84	6	1	Total	N	Os	0	0
			7	6	1		
84	6	1	Total	N	Os	0	0
			7	6	1		
84	6	1	Total	N	Os	0	0
			7	6	1		
84	6	1	Total	N	Os	0	0
			7	6	1		
84	6	1	Total	N	Os	0	0
			7	6	1		
84	6	1	Total	N	Os	0	0
			7	6	1		
84	6	1	Total	N	Os	0	0
			7	6	1		
84	6	1	Total	N	Os	0	0
			7	6	1		

Continued on next page...

Continued from previous page...

Mol	Chain	Residues	Atoms			ZeroOcc	AltConf
84	6	1	Total	N	Os	0	0
			7	6	1		
84	6	1	Total	N	Os	0	0
			7	6	1		
84	6	1	Total	N	Os	0	0
			7	6	1		
84	6	1	Total	N	Os	0	0
			7	6	1		
84	6	1	Total	N	Os	0	0
			7	6	1		
84	6	1	Total	N	Os	0	0
			7	6	1		
84	6	1	Total	N	Os	0	0
			7	6	1		
84	6	1	Total	N	Os	0	0
			7	6	1		
84	6	1	Total	N	Os	0	0
			7	6	1		
84	6	1	Total	N	Os	0	0
			7	6	1		
84	6	1	Total	N	Os	0	0
			7	6	1		
84	6	1	Total	N	Os	0	0
			7	6	1		
84	6	1	Total	N	Os	0	0
			7	6	1		
84	6	1	Total	N	Os	0	0
			7	6	1		
84	6	1	Total	N	Os	0	0
			7	6	1		
84	6	1	Total	N	Os	0	0
			7	6	1		
84	6	1	Total	N	Os	0	0
			7	6	1		
84	6	1	Total	N	Os	0	0
			7	6	1		

Continued on next page...

Continued from previous page...

Mol	Chain	Residues	Atoms			ZeroOcc	AltConf
84	6	1	Total	N	Os	0	0
			7	6	1		
84	6	1	Total	N	Os	0	0
			7	6	1		
84	6	1	Total	N	Os	0	0
			7	6	1		
84	6	1	Total	N	Os	0	0
			7	6	1		
84	6	1	Total	N	Os	0	0
			7	6	1		
84	6	1	Total	N	Os	0	0
			7	6	1		
84	6	1	Total	N	Os	0	0
			7	6	1		
84	6	1	Total	N	Os	0	0
			7	6	1		
84	6	1	Total	N	Os	0	0
			7	6	1		
84	6	1	Total	N	Os	0	0
			7	6	1		
84	6	1	Total	N	Os	0	0
			7	6	1		
84	6	1	Total	N	Os	0	0
			7	6	1		
84	6	1	Total	N	Os	0	0
			7	6	1		
84	6	1	Total	N	Os	0	0
			7	6	1		
84	6	1	Total	N	Os	0	0
			7	6	1		
84	6	1	Total	N	Os	0	0
			7	6	1		
84	6	1	Total	N	Os	0	0
			7	6	1		
84	6	1	Total	N	Os	0	0
			7	6	1		

Continued on next page...

Continued from previous page...

Mol	Chain	Residues	Atoms			ZeroOcc	AltConf
84	6	1	Total	N	Os	0	0
			7	6	1		
84	6	1	Total	N	Os	0	0
			7	6	1		
84	6	1	Total	N	Os	0	0
			7	6	1		
84	6	1	Total	N	Os	0	0
			7	6	1		
84	6	1	Total	N	Os	0	0
			7	6	1		
84	6	1	Total	N	Os	0	0
			7	6	1		
84	6	1	Total	N	Os	0	0
			7	6	1		
84	6	1	Total	N	Os	0	0
			7	6	1		
84	6	1	Total	N	Os	0	0
			7	6	1		
84	6	1	Total	N	Os	0	0
			7	6	1		
84	AC	1	Total	N	Os	0	0
			7	6	1		
84	AE	1	Total	N	Os	0	0
			7	6	1		
84	AG	1	Total	N	Os	0	0
			7	6	1		
84	AK	1	Total	N	Os	0	0
			7	6	1		
84	AK	1	Total	N	Os	0	0
			7	6	1		
84	AP	1	Total	N	Os	0	0
			7	6	1		
84	AR	1	Total	N	Os	0	0
			7	6	1		
84	AR	1	Total	N	Os	0	0
			7	6	1		
84	AR	1	Total	N	Os	0	0
			7	6	1		
84	AR	1	Total	N	Os	0	0
			7	6	1		

Continued on next page...

Continued from previous page...

Mol	Chain	Residues	Atoms			ZeroOcc	AltConf
84	AR	1	Total	N	Os	0	0
			7	6	1		
84	AR	1	Total	N	Os	0	0
			7	6	1		
84	AR	1	Total	N	Os	0	0
			7	6	1		
84	AR	1	Total	N	Os	0	0
			7	6	1		
84	AR	1	Total	N	Os	0	0
			7	6	1		
84	AR	1	Total	N	Os	0	0
			7	6	1		
84	AR	1	Total	N	Os	0	0
			7	6	1		
84	AR	1	Total	N	Os	0	0
			7	6	1		
84	AR	1	Total	N	Os	0	0
			7	6	1		
84	AR	1	Total	N	Os	0	0
			7	6	1		
84	AR	1	Total	N	Os	0	0
			7	6	1		
84	AR	1	Total	N	Os	0	0
			7	6	1		
84	AR	1	Total	N	Os	0	0
			7	6	1		
84	AR	1	Total	N	Os	0	0
			7	6	1		
84	AR	1	Total	N	Os	0	0
			7	6	1		
84	AR	1	Total	N	Os	0	0
			7	6	1		
84	AR	1	Total	N	Os	0	0
			7	6	1		
84	AR	1	Total	N	Os	0	0
			7	6	1		
84	AR	1	Total	N	Os	0	0
			7	6	1		

Continued on next page...

Continued from previous page...

Mol	Chain	Residues	Atoms			ZeroOcc	AltConf
84	AR	1	Total	N	Os	0	0
			7	6	1		
84	AR	1	Total	N	Os	0	0
			7	6	1		
84	AR	1	Total	N	Os	0	0
			7	6	1		
84	AR	1	Total	N	Os	0	0
			7	6	1		
84	AR	1	Total	N	Os	0	0
			7	6	1		
84	AR	1	Total	N	Os	0	0
			7	6	1		
84	AR	1	Total	N	Os	0	0
			7	6	1		
84	AR	1	Total	N	Os	0	0
			7	6	1		
84	AR	1	Total	N	Os	0	0
			7	6	1		
84	AR	1	Total	N	Os	0	0
			7	6	1		
84	AR	1	Total	N	Os	0	0
			7	6	1		
84	AR	1	Total	N	Os	0	0
			7	6	1		
84	AR	1	Total	N	Os	0	0
			7	6	1		
84	AR	1	Total	N	Os	0	0
			7	6	1		
84	AR	1	Total	N	Os	0	0
			7	6	1		
84	AR	1	Total	N	Os	0	0
			7	6	1		
84	AR	1	Total	N	Os	0	0
			7	6	1		
84	AR	1	Total	N	Os	0	0
			7	6	1		
84	AR	1	Total	N	Os	0	0
			7	6	1		

Continued on next page...

Continued from previous page...

Mol	Chain	Residues	Atoms			ZeroOcc	AltConf
84	AR	1	Total	N	Os	0	0
			7	6	1		
84	AR	1	Total	N	Os	0	0
			7	6	1		
84	AR	1	Total	N	Os	0	0
			7	6	1		
84	AR	1	Total	N	Os	0	0
			7	6	1		
84	AR	1	Total	N	Os	0	0
			7	6	1		
84	AR	1	Total	N	Os	0	0
			7	6	1		
84	AR	1	Total	N	Os	0	0
			7	6	1		
84	AR	1	Total	N	Os	0	0
			7	6	1		
84	AR	1	Total	N	Os	0	0
			7	6	1		
84	AR	1	Total	N	Os	0	0
			7	6	1		
84	AR	1	Total	N	Os	0	0
			7	6	1		
84	AR	1	Total	N	Os	0	0
			7	6	1		
84	AR	1	Total	N	Os	0	0
			7	6	1		
84	AR	1	Total	N	Os	0	0
			7	6	1		
84	AR	1	Total	N	Os	0	0
			7	6	1		
84	AR	1	Total	N	Os	0	0
			7	6	1		
84	AR	1	Total	N	Os	0	0
			7	6	1		
84	AR	1	Total	N	Os	0	0
			7	6	1		

Continued on next page...

Continued from previous page...

Mol	Chain	Residues	Atoms			ZeroOcc	AltConf
84	AR	1	Total	N	Os	0	0
			7	6	1		
84	AR	1	Total	N	Os	0	0
			7	6	1		
84	AR	1	Total	N	Os	0	0
			7	6	1		
84	AR	1	Total	N	Os	0	0
			7	6	1		
84	AR	1	Total	N	Os	0	0
			7	6	1		
84	AR	1	Total	N	Os	0	0
			7	6	1		
84	AR	1	Total	N	Os	0	0
			7	6	1		
84	AR	1	Total	N	Os	0	0
			7	6	1		
84	AR	1	Total	N	Os	0	0
			7	6	1		
84	AR	1	Total	N	Os	0	0
			7	6	1		
84	AR	1	Total	N	Os	0	0
			7	6	1		
84	AR	1	Total	N	Os	0	0
			7	6	1		
84	AR	1	Total	N	Os	0	0
			7	6	1		
84	AR	1	Total	N	Os	0	0
			7	6	1		
84	AR	1	Total	N	Os	0	0
			7	6	1		
84	AR	1	Total	N	Os	0	0
			7	6	1		
84	AR	1	Total	N	Os	0	0
			7	6	1		
84	AR	1	Total	N	Os	0	0
			7	6	1		

Continued on next page...

Continued from previous page...

Mol	Chain	Residues	Atoms			ZeroOcc	AltConf
84	AR	1	Total	N	Os	0	0
			7	6	1		
84	AR	1	Total	N	Os	0	0
			7	6	1		
84	AR	1	Total	N	Os	0	0
			7	6	1		
84	AR	1	Total	N	Os	0	0
			7	6	1		
84	AR	1	Total	N	Os	0	0
			7	6	1		
84	AR	1	Total	N	Os	0	0
			7	6	1		
84	AR	1	Total	N	Os	0	0
			7	6	1		
84	AR	1	Total	N	Os	0	0
			7	6	1		
84	AR	1	Total	N	Os	0	0
			7	6	1		
84	AR	1	Total	N	Os	0	0
			7	6	1		
84	AR	1	Total	N	Os	0	0
			7	6	1		
84	AR	1	Total	N	Os	0	0
			7	6	1		
84	AR	1	Total	N	Os	0	0
			7	6	1		
84	AR	1	Total	N	Os	0	0
			7	6	1		
84	AR	1	Total	N	Os	0	0
			7	6	1		
84	AR	1	Total	N	Os	0	0
			7	6	1		
84	AR	1	Total	N	Os	0	0
			7	6	1		
84	AR	1	Total	N	Os	0	0
			7	6	1		
84	AR	1	Total	N	Os	0	0
			7	6	1		

Continued on next page...

Continued from previous page...

Mol	Chain	Residues	Atoms			ZeroOcc	AltConf
84	AR	1	Total	N	Os	0	0
			7	6	1		
84	AR	1	Total	N	Os	0	0
			7	6	1		
84	AR	1	Total	N	Os	0	0
			7	6	1		
84	AR	1	Total	N	Os	0	0
			7	6	1		
84	AR	1	Total	N	Os	0	0
			7	6	1		
84	AR	1	Total	N	Os	0	0
			7	6	1		
84	AR	1	Total	N	Os	0	0
			7	6	1		
84	AR	1	Total	N	Os	0	0
			7	6	1		
84	AR	1	Total	N	Os	0	0
			7	6	1		
84	AR	1	Total	N	Os	0	0
			7	6	1		
84	AR	1	Total	N	Os	0	0
			7	6	1		
84	AR	1	Total	N	Os	0	0
			7	6	1		
84	AR	1	Total	N	Os	0	0
			7	6	1		
84	AR	1	Total	N	Os	0	0
			7	6	1		
84	AR	1	Total	N	Os	0	0
			7	6	1		
84	AR	1	Total	N	Os	0	0
			7	6	1		
84	AR	1	Total	N	Os	0	0
			7	6	1		
84	AR	1	Total	N	Os	0	0
			7	6	1		
84	AR	1	Total	N	Os	0	0
			7	6	1		

Continued on next page...

Continued from previous page...

Mol	Chain	Residues	Atoms			ZeroOcc	AltConf
84	AR	1	Total	N	Os	0	0
			7	6	1		
84	AR	1	Total	N	Os	0	0
			7	6	1		
84	AR	1	Total	N	Os	0	0
			7	6	1		
84	AR	1	Total	N	Os	0	0
			7	6	1		
84	AR	1	Total	N	Os	0	0
			7	6	1		
84	AR	1	Total	N	Os	0	0
			7	6	1		
84	AR	1	Total	N	Os	0	0
			7	6	1		
84	AR	1	Total	N	Os	0	0
			7	6	1		
84	AR	1	Total	N	Os	0	0
			7	6	1		
84	AR	1	Total	N	Os	0	0
			7	6	1		
84	AR	1	Total	N	Os	0	0
			7	6	1		
84	AR	1	Total	N	Os	0	0
			7	6	1		
84	AR	1	Total	N	Os	0	0
			7	6	1		
84	AR	1	Total	N	Os	0	0
			7	6	1		
84	AR	1	Total	N	Os	0	0
			7	6	1		
84	AR	1	Total	N	Os	0	0
			7	6	1		
84	AR	1	Total	N	Os	0	0
			7	6	1		
84	AR	1	Total	N	Os	0	0
			7	6	1		

Continued on next page...

Continued from previous page...

Mol	Chain	Residues	Atoms			ZeroOcc	AltConf
84	AR	1	Total	N	Os	0	0
			7	6	1		
84	AR	1	Total	N	Os	0	0
			7	6	1		
84	AR	1	Total	N	Os	0	0
			7	6	1		
84	AR	1	Total	N	Os	0	0
			7	6	1		
84	AR	1	Total	N	Os	0	0
			7	6	1		
84	AR	1	Total	N	Os	0	0
			7	6	1		
84	AR	1	Total	N	Os	0	0
			7	6	1		
84	AR	1	Total	N	Os	0	0
			7	6	1		
84	AR	1	Total	N	Os	0	0
			7	6	1		
84	AR	1	Total	N	Os	0	0
			7	6	1		
84	AR	1	Total	N	Os	0	0
			7	6	1		
84	AR	1	Total	N	Os	0	0
			7	6	1		
84	AR	1	Total	N	Os	0	0
			7	6	1		
84	AR	1	Total	N	Os	0	0
			7	6	1		
84	AR	1	Total	N	Os	0	0
			7	6	1		
84	AR	1	Total	N	Os	0	0
			7	6	1		
84	AR	1	Total	N	Os	0	0
			7	6	1		
84	AR	1	Total	N	Os	0	0
			7	6	1		

Continued on next page...

Continued from previous page...

Mol	Chain	Residues	Atoms			ZeroOcc	AltConf
84	AR	1	Total	N	Os	0	0
			7	6	1		
84	AR	1	Total	N	Os	0	0
			7	6	1		
84	AR	1	Total	N	Os	0	0
			7	6	1		
84	AR	1	Total	N	Os	0	0
			7	6	1		
84	AR	1	Total	N	Os	0	0
			7	6	1		
84	AR	1	Total	N	Os	0	0
			7	6	1		
84	AR	1	Total	N	Os	0	0
			7	6	1		
84	AR	1	Total	N	Os	0	0
			7	6	1		
84	AR	1	Total	N	Os	0	0
			7	6	1		
84	AR	1	Total	N	Os	0	0
			7	6	1		
84	AR	1	Total	N	Os	0	0
			7	6	1		
84	AR	1	Total	N	Os	0	0
			7	6	1		
84	AR	1	Total	N	Os	0	0
			7	6	1		
84	AR	1	Total	N	Os	0	0
			7	6	1		
84	AR	1	Total	N	Os	0	0
			7	6	1		
84	AR	1	Total	N	Os	0	0
			7	6	1		
84	AR	1	Total	N	Os	0	0
			7	6	1		
84	AR	1	Total	N	Os	0	0
			7	6	1		

Continued on next page...

Continued from previous page...

Mol	Chain	Residues	Atoms			ZeroOcc	AltConf
84	AR	1	Total	N	Os	0	0
			7	6	1		
84	AR	1	Total	N	Os	0	0
			7	6	1		
84	AR	1	Total	N	Os	0	0
			7	6	1		
84	AR	1	Total	N	Os	0	0
			7	6	1		
84	AR	1	Total	N	Os	0	0
			7	6	1		
84	AR	1	Total	N	Os	0	0
			7	6	1		
84	AR	1	Total	N	Os	0	0
			7	6	1		
84	AR	1	Total	N	Os	0	0
			7	6	1		
84	AR	1	Total	N	Os	0	0
			7	6	1		
84	AR	1	Total	N	Os	0	0
			7	6	1		
84	AR	1	Total	N	Os	0	0
			7	6	1		
84	AR	1	Total	N	Os	0	0
			7	6	1		
84	AR	1	Total	N	Os	0	0
			7	6	1		
84	AR	1	Total	N	Os	0	0
			7	6	1		
84	AR	1	Total	N	Os	0	0
			7	6	1		
84	AR	1	Total	N	Os	0	0
			7	6	1		
84	AR	1	Total	N	Os	0	0
			7	6	1		
84	AR	1	Total	N	Os	0	0
			7	6	1		
84	AR	1	Total	N	Os	0	0
			7	6	1		
84	AR	1	Total	N	Os	0	0
			7	6	1		

Continued on next page...

Continued from previous page...

Mol	Chain	Residues	Atoms			ZeroOcc	AltConf
84	AR	1	Total	N	Os	0	0
			7	6	1		
84	AR	1	Total	N	Os	0	0
			7	6	1		
84	AR	1	Total	N	Os	0	0
			7	6	1		
84	AR	1	Total	N	Os	0	0
			7	6	1		
84	AR	1	Total	N	Os	0	0
			7	6	1		
84	AR	1	Total	N	Os	0	0
			7	6	1		
84	AR	1	Total	N	Os	0	0
			7	6	1		
84	AR	1	Total	N	Os	0	0
			7	6	1		
84	AR	1	Total	N	Os	0	0
			7	6	1		
84	AR	1	Total	N	Os	0	0
			7	6	1		
84	AR	1	Total	N	Os	0	0
			7	6	1		
84	AR	1	Total	N	Os	0	0
			7	6	1		
84	AR	1	Total	N	Os	0	0
			7	6	1		
84	AR	1	Total	N	Os	0	0
			7	6	1		
84	AR	1	Total	N	Os	0	0
			7	6	1		
84	AR	1	Total	N	Os	0	0
			7	6	1		
84	AR	1	Total	N	Os	0	0
			7	6	1		
84	AR	1	Total	N	Os	0	0
			7	6	1		

Continued on next page...

Continued from previous page...

Mol	Chain	Residues	Atoms			ZeroOcc	AltConf
84	AR	1	Total	N	Os	0	0
			7	6	1		
84	AR	1	Total	N	Os	0	0
			7	6	1		
84	AR	1	Total	N	Os	0	0
			7	6	1		
84	AR	1	Total	N	Os	0	0
			7	6	1		
84	AR	1	Total	N	Os	0	0
			7	6	1		
84	AR	1	Total	N	Os	0	0
			7	6	1		
84	AR	1	Total	N	Os	0	0
			7	6	1		
84	AR	1	Total	N	Os	0	0
			7	6	1		
84	AR	1	Total	N	Os	0	0
			7	6	1		
84	AR	1	Total	N	Os	0	0
			7	6	1		
84	AR	1	Total	N	Os	0	0
			7	6	1		
84	AR	1	Total	N	Os	0	0
			7	6	1		
84	AR	1	Total	N	Os	0	0
			7	6	1		
84	AR	1	Total	N	Os	0	0
			7	6	1		
84	AR	1	Total	N	Os	0	0
			7	6	1		
84	AR	1	Total	N	Os	0	0
			7	6	1		
84	AR	1	Total	N	Os	0	0
			7	6	1		
84	AR	1	Total	N	Os	0	0
			7	6	1		
84	AR	1	Total	N	Os	0	0
			7	6	1		

Continued on next page...

Continued from previous page...

Mol	Chain	Residues	Atoms			ZeroOcc	AltConf
84	AR	1	Total	N	Os	0	0
			7	6	1		
84	AR	1	Total	N	Os	0	0
			7	6	1		
84	AR	1	Total	N	Os	0	0
			7	6	1		
84	AR	1	Total	N	Os	0	0
			7	6	1		
84	AR	1	Total	N	Os	0	0
			7	6	1		
84	AR	1	Total	N	Os	0	0
			7	6	1		
84	AR	1	Total	N	Os	0	0
			7	6	1		
84	AR	1	Total	N	Os	0	0
			7	6	1		
84	AR	1	Total	N	Os	0	0
			7	6	1		
84	AR	1	Total	N	Os	0	0
			7	6	1		
84	AR	1	Total	N	Os	0	0
			7	6	1		
84	AR	1	Total	N	Os	0	0
			7	6	1		
84	AR	1	Total	N	Os	0	0
			7	6	1		
84	AR	1	Total	N	Os	0	0
			7	6	1		
84	AR	1	Total	N	Os	0	0
			7	6	1		
84	AR	1	Total	N	Os	0	0
			7	6	1		
84	AR	1	Total	N	Os	0	0
			7	6	1		
84	AR	1	Total	N	Os	0	0
			7	6	1		

Continued on next page...

Continued from previous page...

Mol	Chain	Residues	Atoms			ZeroOcc	AltConf
84	AR	1	Total	N	Os	0	0
			7	6	1		
84	AR	1	Total	N	Os	0	0
			7	6	1		
84	AR	1	Total	N	Os	0	0
			7	6	1		
84	AR	1	Total	N	Os	0	0
			7	6	1		
84	AR	1	Total	N	Os	0	0
			7	6	1		
84	AR	1	Total	N	Os	0	0
			7	6	1		
84	AR	1	Total	N	Os	0	0
			7	6	1		
84	AR	1	Total	N	Os	0	0
			7	6	1		
84	AR	1	Total	N	Os	0	0
			7	6	1		
84	AR	1	Total	N	Os	0	0
			7	6	1		
84	AR	1	Total	N	Os	0	0
			7	6	1		
84	AR	1	Total	N	Os	0	0
			7	6	1		
84	AR	1	Total	N	Os	0	0
			7	6	1		
84	AR	1	Total	N	Os	0	0
			7	6	1		
84	AR	1	Total	N	Os	0	0
			7	6	1		
84	AR	1	Total	N	Os	0	0
			7	6	1		
84	AR	1	Total	N	Os	0	0
			7	6	1		
84	AR	1	Total	N	Os	0	0
			7	6	1		

Continued on next page...

Continued from previous page...

Mol	Chain	Residues	Atoms			ZeroOcc	AltConf
84	AR	1	Total	N	Os	0	0
			7	6	1		
84	AR	1	Total	N	Os	0	0
			7	6	1		
84	AR	1	Total	N	Os	0	0
			7	6	1		
84	AR	1	Total	N	Os	0	0
			7	6	1		
84	AR	1	Total	N	Os	0	0
			7	6	1		
84	AR	1	Total	N	Os	0	0
			7	6	1		
84	AR	1	Total	N	Os	0	0
			7	6	1		
84	AR	1	Total	N	Os	0	0
			7	6	1		
84	AR	1	Total	N	Os	0	0
			7	6	1		
84	AR	1	Total	N	Os	0	0
			7	6	1		
84	AR	1	Total	N	Os	0	0
			7	6	1		
84	AR	1	Total	N	Os	0	0
			7	6	1		
84	AR	1	Total	N	Os	0	0
			7	6	1		
84	AR	1	Total	N	Os	0	0
			7	6	1		
84	AR	1	Total	N	Os	0	0
			7	6	1		
84	AR	1	Total	N	Os	0	0
			7	6	1		
84	AR	1	Total	N	Os	0	0
			7	6	1		
84	AR	1	Total	N	Os	0	0
			7	6	1		

Continued on next page...

Continued from previous page...

Mol	Chain	Residues	Atoms			ZeroOcc	AltConf
84	AR	1	Total	N	Os	0	0
			7	6	1		
84	AR	1	Total	N	Os	0	0
			7	6	1		
84	AR	1	Total	N	Os	0	0
			7	6	1		
84	AR	1	Total	N	Os	0	0
			7	6	1		
84	AR	1	Total	N	Os	0	0
			7	6	1		
84	AR	1	Total	N	Os	0	0
			7	6	1		
84	AR	1	Total	N	Os	0	0
			7	6	1		
84	AR	1	Total	N	Os	0	0
			7	6	1		
84	AR	1	Total	N	Os	0	0
			7	6	1		
84	AR	1	Total	N	Os	0	0
			7	6	1		
84	AR	1	Total	N	Os	0	0
			7	6	1		
84	AR	1	Total	N	Os	0	0
			7	6	1		
84	AR	1	Total	N	Os	0	0
			7	6	1		
84	AR	1	Total	N	Os	0	0
			7	6	1		
84	AR	1	Total	N	Os	0	0
			7	6	1		
84	AS	1	Total	N	Os	0	0
			7	6	1		

Continued on next page...

Continued from previous page...

Mol	Chain	Residues	Atoms			ZeroOcc	AltConf
84	AS	1	Total	N	Os	0	0
			7	6	1		
84	AS	1	Total	N	Os	0	0
			7	6	1		
84	AS	1	Total	N	Os	0	0
			7	6	1		
84	AS	1	Total	N	Os	0	0
			7	6	1		
84	AS	1	Total	N	Os	0	0
			7	6	1		
84	AS	1	Total	N	Os	0	0
			7	6	1		
84	AS	1	Total	N	Os	0	0
			7	6	1		
84	AT	1	Total	N	Os	0	0
			7	6	1		
84	AT	1	Total	N	Os	0	0
			7	6	1		
84	AT	1	Total	N	Os	0	0
			7	6	1		
84	AT	1	Total	N	Os	0	0
			7	6	1		
84	AT	1	Total	N	Os	0	0
			7	6	1		
84	AT	1	Total	N	Os	0	0
			7	6	1		
84	AT	1	Total	N	Os	0	0
			7	6	1		
84	AT	1	Total	N	Os	0	0
			7	6	1		
84	AT	1	Total	N	Os	0	0
			7	6	1		
84	AT	1	Total	N	Os	0	0
			7	6	1		
84	AT	1	Total	N	Os	0	0
			7	6	1		

Continued on next page...

Continued from previous page...

Mol	Chain	Residues	Atoms			ZeroOcc	AltConf
84	AT	1	Total	N	Os	0	0
			7	6	1		
84	AT	1	Total	N	Os	0	0
			7	6	1		
84	AT	1	Total	N	Os	0	0
			7	6	1		
84	AT	1	Total	N	Os	0	0
			7	6	1		
84	AT	1	Total	N	Os	0	0
			7	6	1		
84	AT	1	Total	N	Os	0	0
			7	6	1		
84	AT	1	Total	N	Os	0	0
			7	6	1		
84	CE	1	Total	N	Os	0	0
			7	6	1		
84	CE	1	Total	N	Os	0	0
			7	6	1		
84	CF	1	Total	N	Os	0	0
			7	6	1		
84	CF	1	Total	N	Os	0	0
			7	6	1		
84	CG	1	Total	N	Os	0	0
			7	6	1		
84	CG	1	Total	N	Os	0	0
			7	6	1		
84	CG	1	Total	N	Os	0	0
			7	6	1		
84	CK	1	Total	N	Os	0	0
			7	6	1		
84	CL	1	Total	N	Os	0	0
			7	6	1		
84	CL	1	Total	N	Os	0	0
			7	6	1		
84	CM	1	Total	N	Os	0	0
			7	6	1		
84	CO	1	Total	N	Os	0	0
			7	6	1		
84	CP	1	Total	N	Os	0	0
			7	6	1		
84	CV	1	Total	N	Os	0	0
			7	6	1		

Continued on next page...

Continued from previous page...

Mol	Chain	Residues	Atoms			ZeroOcc	AltConf
84	CX	1	Total	N	Os	0	0
			7	6	1		
84	CZ	1	Total	N	Os	0	0
			7	6	1		
84	DD	1	Total	N	Os	0	0
			7	6	1		
84	DG	1	Total	N	Os	0	0
			7	6	1		
84	DH	1	Total	N	Os	0	0
			7	6	1		
84	DI	1	Total	N	Os	0	0
			7	6	1		
84	DL	1	Total	N	Os	0	0
			7	6	1		
84	DL	1	Total	N	Os	0	0
			7	6	1		
84	A	1	Total	N	Os	0	0
			7	6	1		
84	A	1	Total	N	Os	0	0
			7	6	1		
84	A	1	Total	N	Os	0	0
			7	6	1		
84	A	1	Total	N	Os	0	0
			7	6	1		
84	A	1	Total	N	Os	0	0
			7	6	1		
84	A	1	Total	N	Os	0	0
			7	6	1		
84	A	1	Total	N	Os	0	0
			7	6	1		
84	A	1	Total	N	Os	0	0
			7	6	1		
84	A	1	Total	N	Os	0	0
			7	6	1		
84	A	1	Total	N	Os	0	0
			7	6	1		
84	A	1	Total	N	Os	0	0
			7	6	1		

Continued on next page...

Continued from previous page...

Mol	Chain	Residues	Atoms			ZeroOcc	AltConf
84	A	1	Total	N	Os	0	0
			7	6	1		
84	A	1	Total	N	Os	0	0
			7	6	1		
84	A	1	Total	N	Os	0	0
			7	6	1		
84	A	1	Total	N	Os	0	0
			7	6	1		
84	A	1	Total	N	Os	0	0
			7	6	1		
84	A	1	Total	N	Os	0	0
			7	6	1		
84	A	1	Total	N	Os	0	0
			7	6	1		
84	A	1	Total	N	Os	0	0
			7	6	1		
84	A	1	Total	N	Os	0	0
			7	6	1		
84	A	1	Total	N	Os	0	0
			7	6	1		
84	A	1	Total	N	Os	0	0
			7	6	1		
84	A	1	Total	N	Os	0	0
			7	6	1		
84	A	1	Total	N	Os	0	0
			7	6	1		
84	A	1	Total	N	Os	0	0
			7	6	1		
84	A	1	Total	N	Os	0	0
			7	6	1		
84	A	1	Total	N	Os	0	0
			7	6	1		
84	A	1	Total	N	Os	0	0
			7	6	1		
84	A	1	Total	N	Os	0	0
			7	6	1		

Continued on next page...

Continued from previous page...

Mol	Chain	Residues	Atoms			ZeroOcc	AltConf
84	A	1	Total	N	Os	0	0
			7	6	1		
84	A	1	Total	N	Os	0	0
			7	6	1		
84	A	1	Total	N	Os	0	0
			7	6	1		
84	A	1	Total	N	Os	0	0
			7	6	1		
84	A	1	Total	N	Os	0	0
			7	6	1		
84	A	1	Total	N	Os	0	0
			7	6	1		
84	A	1	Total	N	Os	0	0
			7	6	1		
84	A	1	Total	N	Os	0	0
			7	6	1		
84	A	1	Total	N	Os	0	0
			7	6	1		
84	A	1	Total	N	Os	0	0
			7	6	1		
84	A	1	Total	N	Os	0	0
			7	6	1		
84	A	1	Total	N	Os	0	0
			7	6	1		
84	A	1	Total	N	Os	0	0
			7	6	1		
84	A	1	Total	N	Os	0	0
			7	6	1		
84	A	1	Total	N	Os	0	0
			7	6	1		
84	A	1	Total	N	Os	0	0
			7	6	1		
84	A	1	Total	N	Os	0	0
			7	6	1		
84	A	1	Total	N	Os	0	0
			7	6	1		

Continued on next page...

Continued from previous page...

Mol	Chain	Residues	Atoms			ZeroOcc	AltConf
84	A	1	Total	N	Os	0	0
			7	6	1		
84	A	1	Total	N	Os	0	0
			7	6	1		
84	A	1	Total	N	Os	0	0
			7	6	1		
84	A	1	Total	N	Os	0	0
			7	6	1		
84	A	1	Total	N	Os	0	0
			7	6	1		
84	A	1	Total	N	Os	0	0
			7	6	1		
84	A	1	Total	N	Os	0	0
			7	6	1		
84	A	1	Total	N	Os	0	0
			7	6	1		
84	A	1	Total	N	Os	0	0
			7	6	1		
84	A	1	Total	N	Os	0	0
			7	6	1		
84	A	1	Total	N	Os	0	0
			7	6	1		
84	A	1	Total	N	Os	0	0
			7	6	1		
84	A	1	Total	N	Os	0	0
			7	6	1		
84	A	1	Total	N	Os	0	0
			7	6	1		
84	A	1	Total	N	Os	0	0
			7	6	1		
84	A	1	Total	N	Os	0	0
			7	6	1		
84	A	1	Total	N	Os	0	0
			7	6	1		

Continued on next page...

Continued from previous page...

Mol	Chain	Residues	Atoms			ZeroOcc	AltConf
84	A	1	Total	N	Os	0	0
			7	6	1		
84	A	1	Total	N	Os	0	0
			7	6	1		
84	A	1	Total	N	Os	0	0
			7	6	1		
84	A	1	Total	N	Os	0	0
			7	6	1		
84	A	1	Total	N	Os	0	0
			7	6	1		
84	A	1	Total	N	Os	0	0
			7	6	1		
84	A	1	Total	N	Os	0	0
			7	6	1		
84	A	1	Total	N	Os	0	0
			7	6	1		
84	A	1	Total	N	Os	0	0
			7	6	1		
84	A	1	Total	N	Os	0	0
			7	6	1		
84	A	1	Total	N	Os	0	0
			7	6	1		
84	A	1	Total	N	Os	0	0
			7	6	1		
84	A	1	Total	N	Os	0	0
			7	6	1		
84	A	1	Total	N	Os	0	0
			7	6	1		
84	A	1	Total	N	Os	0	0
			7	6	1		
84	A	1	Total	N	Os	0	0
			7	6	1		
84	A	1	Total	N	Os	0	0
			7	6	1		
84	A	1	Total	N	Os	0	0
			7	6	1		

Continued on next page...

Continued from previous page...

Mol	Chain	Residues	Atoms			ZeroOcc	AltConf
84	A	1	Total	N	Os	0	0
			7	6	1		
84	A	1	Total	N	Os	0	0
			7	6	1		
84	A	1	Total	N	Os	0	0
			7	6	1		
84	A	1	Total	N	Os	0	0
			7	6	1		
84	A	1	Total	N	Os	0	0
			7	6	1		
84	A	1	Total	N	Os	0	0
			7	6	1		
84	A	1	Total	N	Os	0	0
			7	6	1		
84	A	1	Total	N	Os	0	0
			7	6	1		
84	A	1	Total	N	Os	0	0
			7	6	1		
84	A	1	Total	N	Os	0	0
			7	6	1		
84	A	1	Total	N	Os	0	0
			7	6	1		
84	A	1	Total	N	Os	0	0
			7	6	1		
84	A	1	Total	N	Os	0	0
			7	6	1		
84	A	1	Total	N	Os	0	0
			7	6	1		
84	A	1	Total	N	Os	0	0
			7	6	1		
84	A	1	Total	N	Os	0	0
			7	6	1		
84	A	1	Total	N	Os	0	0
			7	6	1		
84	A	1	Total	N	Os	0	0
			7	6	1		

Continued on next page...

Continued from previous page...

Mol	Chain	Residues	Atoms			ZeroOcc	AltConf
84	A	1	Total	N	Os	0	0
			7	6	1		
84	A	1	Total	N	Os	0	0
			7	6	1		
84	A	1	Total	N	Os	0	0
			7	6	1		
84	A	1	Total	N	Os	0	0
			7	6	1		
84	A	1	Total	N	Os	0	0
			7	6	1		
84	A	1	Total	N	Os	0	0
			7	6	1		
84	A	1	Total	N	Os	0	0
			7	6	1		
84	A	1	Total	N	Os	0	0
			7	6	1		
84	A	1	Total	N	Os	0	0
			7	6	1		
84	A	1	Total	N	Os	0	0
			7	6	1		
84	A	1	Total	N	Os	0	0
			7	6	1		
84	A	1	Total	N	Os	0	0
			7	6	1		
84	A	1	Total	N	Os	0	0
			7	6	1		
84	A	1	Total	N	Os	0	0
			7	6	1		
84	A	1	Total	N	Os	0	0
			7	6	1		
84	A	1	Total	N	Os	0	0
			7	6	1		
84	A	1	Total	N	Os	0	0
			7	6	1		
84	A	1	Total	N	Os	0	0
			7	6	1		

Continued on next page...

Continued from previous page...

Mol	Chain	Residues	Atoms			ZeroOcc	AltConf
84	A	1	Total	N	Os	0	0
			7	6	1		
84	A	1	Total	N	Os	0	0
			7	6	1		
84	A	1	Total	N	Os	0	0
			7	6	1		
84	H	1	Total	N	Os	0	0
			7	6	1		
84	J	1	Total	N	Os	0	0
			7	6	1		
84	M	1	Total	N	Os	0	0
			7	6	1		
84	O	1	Total	N	Os	0	0
			7	6	1		
84	Q	1	Total	N	Os	0	0
			7	6	1		
84	T	1	Total	N	Os	0	0
			7	6	1		
84	e	1	Total	N	Os	0	0
			7	6	1		
84	h	1	Total	N	Os	0	0
			7	6	1		
84	s8	1	Total	N	Os	0	0
			7	6	1		
84	c3	1	Total	N	Os	0	0
			7	6	1		
84	c5	1	Total	N	Os	0	0
			7	6	1		
84	c8	1	Total	N	Os	0	0
			7	6	1		
84	d9	1	Total	N	Os	0	0
			7	6	1		
84	sR	1	Total	N	Os	0	0
			7	6	1		

- Molecule 85 is MAGNESIUM ION (three-letter code: MG) (formula: Mg).

Mol	Chain	Residues	Atoms		ZeroOcc	AltConf
85	AP	1	Total	Mg	0	0
			1	1		
85	AK	1	Total	Mg	0	0
			1	1		

Continued on next page...

Continued from previous page...

Mol	Chain	Residues	Atoms		ZeroOcc	AltConf
85	AB	4	Total 4	Mg 4	0	0
85	DF	1	Total 1	Mg 1	0	0
85	c6	1	Total 1	Mg 1	0	0
85	6	141	Total 141	Mg 141	0	0
85	DO	1	Total 1	Mg 1	0	0
85	sM	1	Total 1	Mg 1	0	0
85	d5	1	Total 1	Mg 1	0	0
85	t	2	Total 2	Mg 2	0	0
85	CD	2	Total 2	Mg 2	0	0
85	CR	6	Total 6	Mg 6	0	0
85	o	3	Total 3	Mg 3	0	0
85	DC	4	Total 4	Mg 4	0	0
85	AS	20	Total 20	Mg 20	0	0
85	DH	2	Total 2	Mg 2	0	0
85	c9	1	Total 1	Mg 1	0	0
85	k	2	Total 2	Mg 2	0	0
85	CO	2	Total 2	Mg 2	0	0
85	DG	1	Total 1	Mg 1	0	0
85	CU	2	Total 2	Mg 2	0	0
85	b	1	Total 1	Mg 1	0	0
85	DR	2	Total 2	Mg 2	0	0

Continued on next page...

Continued from previous page...

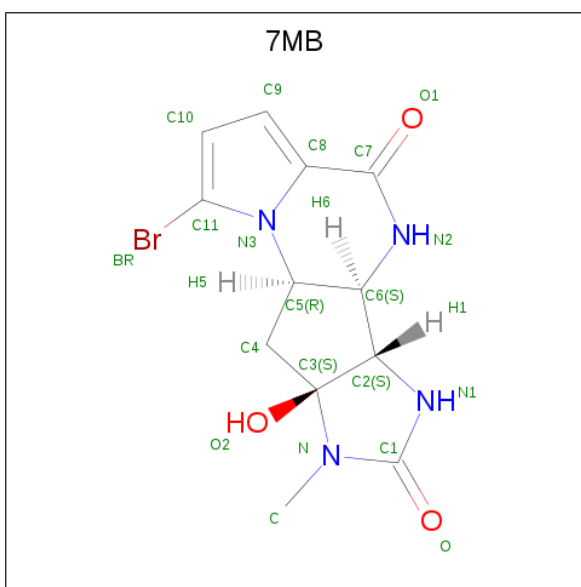
Mol	Chain	Residues	Atoms		ZeroOcc	AltConf
85	w	1	Total 1	Mg 1	0	0
85	CK	1	Total 1	Mg 1	0	0
85	CQ	4	Total 4	Mg 4	0	0
85	x	5	Total 5	Mg 5	0	0
85	AR	504	Total 504	Mg 504	0	0
85	d6	1	Total 1	Mg 1	0	0
85	s6	1	Total 1	Mg 1	0	0
85	s	1	Total 1	Mg 1	0	0
85	DI	1	Total 1	Mg 1	0	0
85	j	2	Total 2	Mg 2	0	0
85	1	490	Total 490	Mg 490	0	0
85	D	1	Total 1	Mg 1	0	0
85	DD	1	Total 1	Mg 1	0	0
85	s2	1	Total 1	Mg 1	0	0
85	d3	3	Total 3	Mg 3	0	0
85	v	1	Total 1	Mg 1	0	0
85	A	111	Total 111	Mg 111	0	0
85	CP	2	Total 2	Mg 2	0	0
85	4	21	Total 21	Mg 21	0	0
85	DA	1	Total 1	Mg 1	0	0
85	r	1	Total 1	Mg 1	0	0

Continued on next page...

Continued from previous page...

Mol	Chain	Residues	Atoms		ZeroOcc	AltConf
85	9	1	Total 1	Mg 1	0	0
85	CF	1	Total 1	Mg 1	0	0
85	CX	2	Total 2	Mg 2	0	0
85	DE	1	Total 1	Mg 1	0	0
85	s1	1	Total 1	Mg 1	0	0
85	AH	1	Total 1	Mg 1	0	0
85	DP	1	Total 1	Mg 1	0	0
85	s8	1	Total 1	Mg 1	0	0
85	i	1	Total 1	Mg 1	0	0
85	CI	1	Total 1	Mg 1	0	0
85	d9	1	Total 1	Mg 1	0	0
85	z	2	Total 2	Mg 2	0	0
85	AT	12	Total 12	Mg 12	0	0
85	F	1	Total 1	Mg 1	0	0
85	l2	2	Total 2	Mg 2	0	0
85	CE	4	Total 4	Mg 4	0	0
85	Y	1	Total 1	Mg 1	0	0
85	l	2	Total 2	Mg 2	0	0
85	3	12	Total 12	Mg 12	0	0
85	AF	2	Total 2	Mg 2	0	0

- Molecule 86 is Agelastatin A (three-letter code: 7MB) (formula: $C_{12}H_{13}BrN_4O_3$).



Mol	Chain	Residues	Atoms					ZeroOcc	AltConf
86	1	1	Total	Br	C	N	O	0	0
			20	1	12	4	3		
86	AR	1	Total	Br	C	N	O	0	0
			20	1	12	4	3		

- Molecule 87 is ZINC ION (three-letter code: ZN) (formula: Zn).

Mol	Chain	Residues	Atoms		ZeroOcc	AltConf
87	AP	1	Total	Zn	0	0
			1	1		
87	g	1	Total	Zn	0	0
			1	1		
87	AQ	1	Total	Zn	0	0
			1	1		
87	AK	1	Total	Zn	0	0
			1	1		
87	DQ	1	Total	Zn	0	0
			1	1		
87	e	1	Total	Zn	0	0
			1	1		
87	b	1	Total	Zn	0	0
			1	1		
87	e1	1	Total	Zn	0	0
			1	1		
87	c	1	Total	Zn	0	0
			1	1		
87	DL	1	Total	Zn	0	0
			1	1		

Continued on next page...

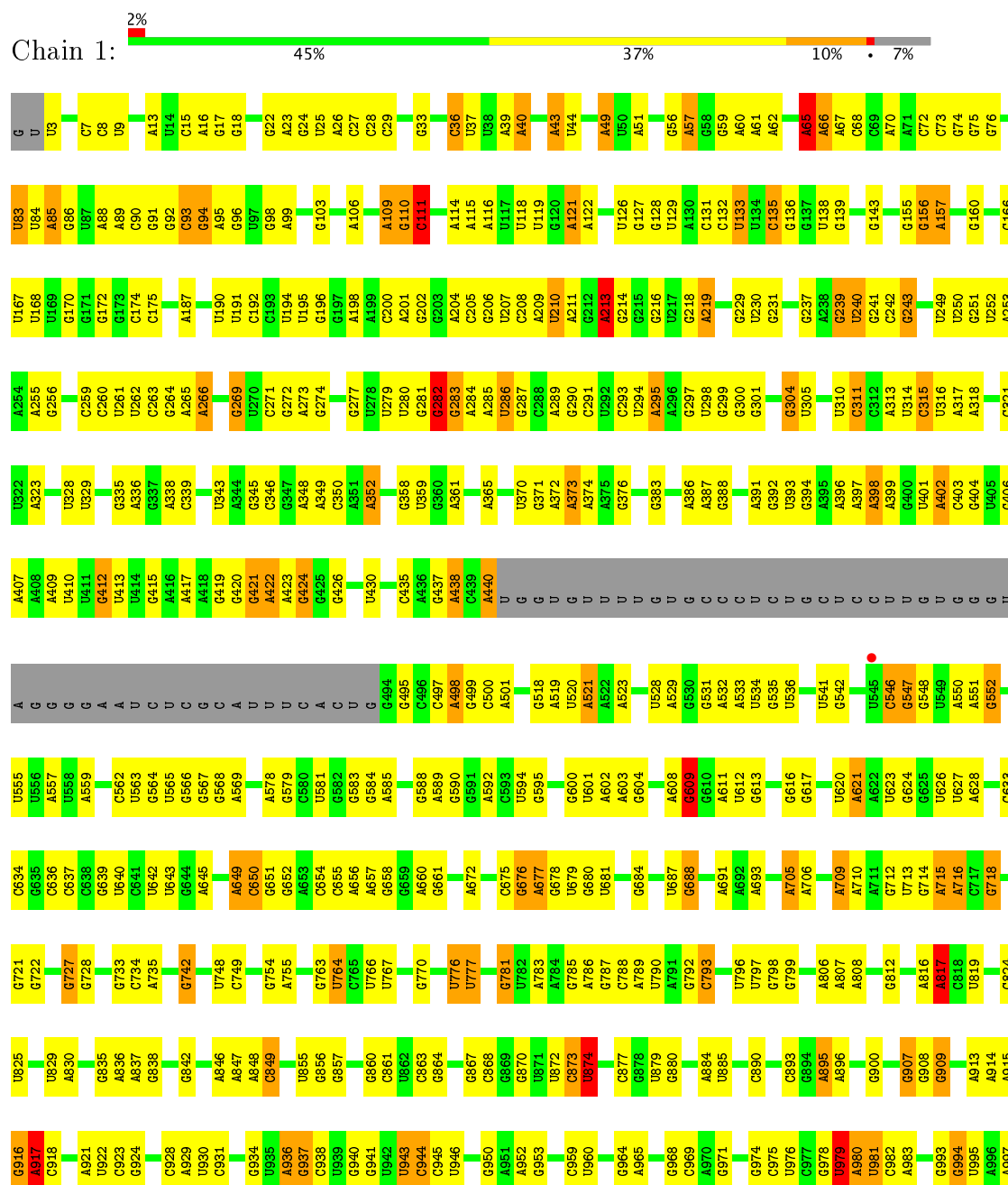
Continued from previous page...

Mol	Chain	Residues	Atoms		ZeroOcc	AltConf
87	d9	1	Total 1	Zn 1	0	0
87	DR	1	Total 1	Zn 1	0	0
87	DO	1	Total 1	Zn 1	0	0
87	AN	1	Total 1	Zn 1	0	0
87	d7	1	Total 1	Zn 1	0	0
87	d6	1	Total 1	Zn 1	0	0

3 Residue-property plots

These plots are drawn for all protein, RNA and DNA chains in the entry. The first graphic for a chain summarises the proportions of the various outlier classes displayed in the second graphic. The second graphic shows the sequence view annotated by issues in geometry and electron density. Residues are color-coded according to the number of geometric quality criteria for which they contain at least one outlier: green = 0, yellow = 1, orange = 2 and red = 3 or more. A red dot above a residue indicates a poor fit to the electron density ($RSRZ > 2$). Stretches of 2 or more consecutive residues without any outlier are shown as a green connector. Residues present in the sample, but not in the model, are shown in grey.

• Molecule 1: 25S ribosomal RNA



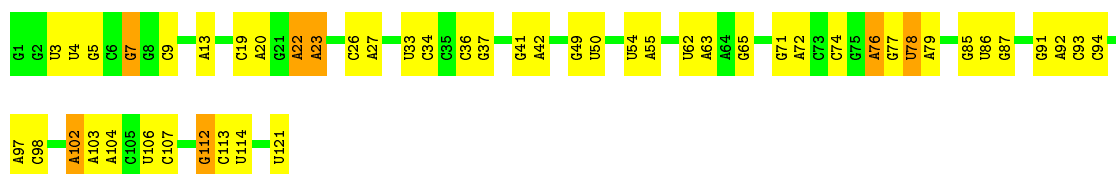
C2128	G	A1841	G1767	C1582	U1495	U1415	A1337	A1245	U1073	A998
A2131	C	A1842	U1768	A1583	C1496	C1416	C1338	G1246	U1078	G999
U2137	A	C1843	G1675	G1586	C1497	G1417	C1339	U1247	G1079	G1000
A2138	U	G1844	A1676	A1587	A1498	A1418	G1340	G1248	U1081	G1001
A2139	G	G1845	A1683	A1588	C1499	A1419	U1341	G1249	U1087	A1002
A2140	G	A1847	U1686	A1589	G1500	C1420	C1342	U1250	A1006	
U2141	U	G1848	U1687	G1590	C1508	G1421	A1343	A1251	U1007	
U2142	G	C1849	U1688	G1591	C1514	U1425	U1344	C1254	U1008	
A2143	G	A1850	U1689	A1592	G1514	C1426	U1348	G1255	A1009	
A2144	U	G1851	U1699	A1593	G1517	U1427	A1349	G1256	G1010	
A2149	C	G1852	U1700	U1595	U1518	A1428	U1350	G1257	U1015	
G2155	U	U1853	A1699	C1596	U1523	G1429	A1351	U1258	G1016	
C2156	G	C1854	G1700	C1597	U1527	U1430	U1353	G1261	C1017	
C2157	G	U1855	A1704	G1598	C1527	G1431	A1354	U1180	G1018	
G2158	C	C1856	U1705	G1599	G1528	A1432	U1355	G1262	U1019	
G2169	C	C1857	A1709	U1600	U1529	A1433	U1356	A1263	G1020	
A2172	U	A1858	C1709	C1598	A1535	G1434	G1357	G1186	G1025	
U2173	G	U1859	C1710	U1603	U1530	A1435	C1360	U1289	A1024	
G2174	C	G1860	U1716	A1604	C1531	U1436	U1361	A1270	A1025	
A2178	C	G1861	U1717	A1605	U1534	C1437	G1362	A1271	A1026	
C2179	A	U1862	G1718	U1606	A1536	U1438	U1363	C1272	A1027	
G2180	G	G1863	U1719	U1607	U1537	G1439	G1365	A1273	U1028	
C2181	U	A1864	U1720	A1613	G1538	G1441	A1366	A1274	G1106	
U2186	C	C1865	U1721	C1614	G1541	A1446	U1367	C1201	G1107	
A2188	C	U1866	U1722	C1615	G1542	U1446	U1368	A1204	U1033	
U2189	G	U1877	A1723	U1616	G1543	G1450	A1369	A1205	U1034	
C2191	C	G1878	U1724	U1620	U1544	A1456	C1372	G1209	G1035	
C2192	A	U1879	C1725	A1621	U1555	U1457	A1373	A1287	A1036	
G2193	U	U1880	A1729	U1629	C1556	A1461	U1377	U1288	C1037	
C2194	C	A1886	U1732	C1630	A1557	G1464	G1378	G1289	G1038	
U2197	U	U1891	G1733	C1631	U1558	A1465	G1379	A1294	U1039	
U2198	G	A1892	U1734	G1634	A1559	A1466	A1380	U1214	U1041	
C2199	C	U1893	U1735	U1635	G1560	G1466	A1381	G1295	U1042	
U2199	U	U1894	G1736	G1636	G1561	U1467	U1386	C1296	C1043	
C2199	G	A1895	U1740	U1637	C1562	U1471	G1387	C1297	A1047	
G2199	C	G1896	U1741	A1638	C1563	U1472	U1388	U1299	A1048	
U2199	C	U1897	U1742	C1639	U1564	G1473	G1389	G1300	A1049	
U2199	C	A1901	G1743	G1640	G1565	A1477	A1390	A1301	U1050	
C2199	U	G1906	G1744	A1643	A1566	C1478	C1391	A1302	U1051	
U2199	G	C1907	U1745	G1650	U1567	U1479	U1392	G1228	A1054	
U2199	C	A1908	U1746	G1657	U1570	A1480	A1393	G1229	U1055	
U2199	C	U1909	A1750	C1658	A1571	A1482	G1394	C1230	U1056	
U2199	C	A1910	G1751	U1659	U1572	G1483	G1395	U1234	A1061	
U2199	C	U1911	U1754	C1660	G1573	U1484	G1400	U1235	A1064	
U2199	C	U1912	A1760	G1661	A1574	G1485	U1404	G1237	A1065	
U2199	C	A1913	U1761	G1662	U1575	G1486	G1404	G1238	G1066	
U2199	C	U1914	C1762	G1666	G1576	G1487	U1408	C1239	U1067	
U2199	C	U1915	U1763	A1667	C1577	U1488	G1409	U1241	C1068	
U2199	C	U1916	U1764	A1668	U1578	G1492	U1410	G1242	C1069	
U2199	C	U1917	G1766	C1669	C1581	U1494	U1414	A1244	U1070	
U2199	C	U1918	U1766	C1669	C1581	U1494	U1414	A1244	U1071	
U2199	C	U1919	U1766	C1669	C1581	U1494	U1414	A1244	G1072	
U2199	C	U1920	U1766	C1669	C1581	U1494	U1414	A1244		
U2199	C	U1921	U1766	C1669	C1581	U1494	U1414	A1244		
U2199	C	U1922	U1766	C1669	C1581	U1494	U1414	A1244		
U2199	C	U1923	U1766	C1669	C1581	U1494	U1414	A1244		
U2199	C	U1924	U1766	C1669	C1581	U1494	U1414	A1244		
U2199	C	U1925	U1766	C1669	C1581	U1494	U1414	A1244		
U2199	C	U1926	U1766	C1669	C1581	U1494	U1414	A1244		
U2199	C	U1927	U1766	C1669	C1581	U1494	U1414	A1244		
U2199	C	U1928	U1766	C1669	C1581	U1494	U1414	A1244		
U2199	C	U1929	U1766	C1669	C1581	U1494	U1414	A1244		
U2199	C	U1930	U1766	C1669	C1581	U1494	U1414	A1244		
U2199	C	U1931	U1766	C1669	C1581	U1494	U1414	A1244		
U2199	C	U1932	U1766	C1669	C1581	U1494	U1414	A1244		
U2199	C	U1933	U1766	C1669	C1581	U1494	U1414	A1244		
U2199	C	U1934	U1766	C1669	C1581	U1494	U1414	A1244		
U2199	C	U1935	U1766	C1669	C1581	U1494	U1414	A1244		
U2199	C	U1936	U1766	C1669	C1581	U1494	U1414	A1244		
U2199	C	U1937	U1766	C1669	C1581	U1494	U1414	A1244		
U2199	C	U1938	U1766	C1669	C1581	U1494	U1414	A1244		
U2199	C	U1939	U1766	C1669	C1581	U1494	U1414	A1244		
U2199	C	U1940	U1766	C1669	C1581	U1494	U1414	A1244		
U2199	C	U1941	U1766	C1669	C1581	U1494	U1414	A1244		
U2199	C	U1942	U1766	C1669	C1581	U1494	U1414	A1244		
U2199	C	U1943	U1766	C1669	C1581	U1494	U1414	A1244		
U2199	C	U1944	U1766	C1669	C1581	U1494	U1414	A1244		
U2199	C	U1945	U1766	C1669	C1581	U1494	U1414	A1244		
U2199	C	U1946	U1766	C1669	C1581	U1494	U1414	A1244		
U2199	C	U1947	U1766	C1669	C1581	U1494	U1414	A1244		
U2199	C	U1948	U1766	C1669	C1581	U1494	U1414	A1244		
U2199	C	U1949	U1766	C1669	C1581	U1494	U1414	A1244		
U2199	C	U1950	U1766	C1669	C1581	U1494	U1414	A1244		
U2199	C	U1951	U1766	C1669	C1581	U1494	U1414	A1244		
U2199	C	U1952	U1766	C1669	C1581	U1494	U1414	A1244		
U2199	C	U1953	U1766	C1669	C1581	U1494	U1414	A1244		
U2199	C	U1954	U1766	C1669	C1581	U1494	U1414	A1244		
U2199	C	U1955	U1766	C1669	C1581	U1494	U1414	A1244		
U2199	C	U1956	U1766	C1669	C1581	U1494	U1414	A1244		
U2199	C	U1957	U1766	C1669	C1581	U1494	U1414	A1244		
U2199	C	U1958	U1766	C1669	C1581	U1494	U1414	A1244		
U2199	C	U1959	U1766	C1669	C1581	U1494	U1414	A1244		
U2199	C	U1960	U1766	C1669	C1581	U1494	U1414	A1244		
U2199	C	U1961	U1766	C1669	C1581	U1494	U1414	A1244		
U2199	C	U1962	U1766	C1669	C1581	U1494	U1414	A1244		
U2199	C	U1963	U1766	C1669	C1581	U1494	U1414	A1244		
U2199	C	U1964	U1766	C1669	C1581	U1494	U1414	A1244		
U2199	C	U1965	U1766	C1669	C1581	U1494	U1414	A1244		
U2199	C	U1966	U1766	C1669	C1581	U1494	U1414	A1244		
U2199	C	U1967	U1766	C1669	C1581	U1494	U1414	A1244		
U2199	C	U1968	U1766	C1669	C1581	U1494	U1414	A1244		
U2199	C	U1969	U1766	C1669	C1581	U1494	U1414	A1244		
U2199	C	U1970	U1766	C1669	C1581	U1494	U1414	A1244		
U2199	C	U1971	U1766	C1669	C1581	U1494	U1414	A1244		
U2199	C	U1972	U1766	C1669	C1581	U1494	U1414	A1244		
U2199	C	U1973	U1766	C1669	C1581	U1494	U1414	A1244		
U2199	C	U1974	U1766	C1669	C1581	U1494	U1414	A1244		
U2199	C	U1975	U1766	C1669	C1581	U1494	U1414	A1244		
U2199	C	U1976	U1766	C1669	C1581	U1494	U1414	A1244		
U2199	C	U1977	U1766	C1669	C1581	U1494	U1414	A1244		
U2199	C	U1978	U1766	C1669	C1581	U1494	U1414	A1244		
U2199	C	U1979	U1766	C1669	C1581	U1494	U1414	A1244		
U2199	C	U1980	U1766	C1669	C1581	U1494	U1414	A1244		
U2199	C	U1981	U1766	C1669	C1581	U1494	U1414	A1244		
U2199	C	U1982	U1766	C1669	C1581	U1494	U1414	A1244		
U2199	C	U1983	U1766	C1669	C1581	U1494	U1414	A1244		
U2199	C	U1984	U1766	C1669	C1581	U1494	U1414	A1244		
U2199	C	U1985	U1766	C1669	C1581	U1494	U1414	A1244		
U2199	C	U1986	U1766	C1669	C1581	U1494	U1414	A1244		
U2199	C	U1987	U1766	C1669	C1581	U1494	U1414	A1244		
U2199	C	U1988	U1766	C1669	C1581	U1494	U1414	A1244		
U2199	C	U1989	U1766	C1669	C1581	U1494	U1414	A1244		
U2199	C	U1990	U1766	C1669	C1581	U1494	U1414	A1244		
U2199	C	U1991	U1766	C1669	C1581	U1494	U1414	A1244		
U2199	C	U1992	U1766	C1669	C1581	U1494	U1414	A1244		
U2199	C	U1993	U1766	C1669	C1581	U1494	U1414	A1244		
U2199	C	U1994	U1766	C1669	C1581	U1494	U1414	A1244		
U2199	C	U1995	U1766	C1669	C1581	U1494	U1414	A1244		
U2199	C	U1996	U1766	C1669	C1581	U1494	U1414	A1244		
U2199	C	U1997	U1766	C1669	C1581	U1494	U1414	A1244		
U2199	C	U1998	U1766	C1669	C1581	U1494	U1414	A1244		
U2199	C	U1999	U1766	C1669	C1581	U1494	U1414	A1244		
U2199	C	U2000	U1766	C1669	C1581	U1494	U1414	A1244		
U2199	C	U2001	U1766	C1669	C1581	U149				

- Molecule 1: 25S ribosomal RNA

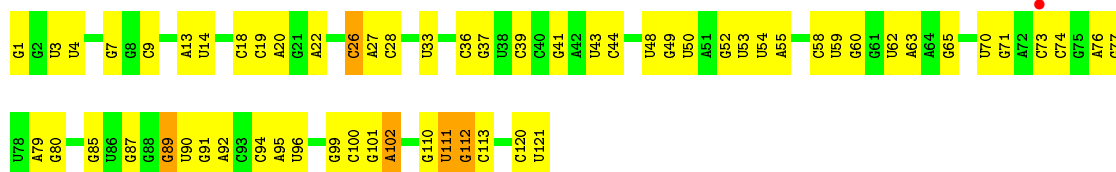


U2269	A1158	A1245	G1412	G1493	A1575	A1656	A1750	A1823	A1908	C	G	A2104	U2193	A2269	U2269	A2303
A2270	A1159	A1246	G1413	U1494	G1576	C1657	G1751	U1824	A1911	U	C	G2105	A2194	A2271	A2294	A2304
G2271	C1160	G1249	G1414	U1495	G1577	G1658	G1752	G1825	U1912	G	G	A2106	C2195	G2272	A2295	G2304
G2273	G1161	G1249	U1415	C1496	C1578	U1659	A1762	A1828	U1913	G	G	A2107	G2196	G2273	A2296	G2305
	U1162	A1251	C1416	C1497	C1579	G1660	G1763	A1829	A1914	U	C	C2108	C2197		A2297	C2306
	A1169	G1251	A1419	A1498	A1580	G1661	U1763	G1830	G1915	U	C	U2109	C2198	C2278	U2298	G2307
A2279	A1170	A1252	G1420	G1499	C1581	G1662	C1763	U1831	U1916	U	U	G2110	G2199	A2279	A2299	C2308
A2280	G1171	G1256	G1421	G1500	C1582	G1666	U1765	G1832	G	U	C	U2111	U2200	A2280	C2300	U2298
G2281	G1174	G1257	U1347	A1504	C1583	G1667	U1766	U1833	U1919	G	C	C2112	G2201	A2281	U2299	A2303
U2282		G1258	U1348	C1505	U1584	G1668	C1767	U1834	G	U	C	C2114	G2202	U2282	U2300	G2304
G2283		U1258	U1349	A1506	U1585	G1674	U1768	A1835	A1922	C	U	A2120	G2203	G2283	C2301	G2305
C2284	A1180	G1261	U1349	A1507	A1587	G1674	G1769	G1838	A1923	G	U	G2121	C2204	C2284	A2291	C2306
C2285	U1181	G1262	A1350	C1508	A1588	G1677	G1770	G1839	G1927	G	U	G2122	U2205	C2285	U2294	C2307
U2286		A1263	U1351	C1508	A1589	G1677	C1771	U1840	G	C	C	U2123	U2209	U2286	A2295	G2308
C2287		G1264	U1352	A1590	G1591	G1678	U1771	G1841	U1932	C	G	G2124	G2210	C2287	U2296	U2309
U2289	C1187	U1265	U1353	G1514	G1592	A1679		A1842	A1933	U	A	A2125	G2211	U2289	U2297	U2310
C2290	U1188	G1266	U1354	G1520	A1593	A1683	G1779	C1781	G1934	U	C	A2126	G2212	C2290	U2298	G2311
A2291	C1189	U1265	G1355	G1521	A1596		C1782	C1846	G1935	G	U			A2291	U2299	A2312
	U1190	G1265	U1356	G1522	C1597	U1688	U1783	C1849	A1936	U	C	A2131	A2215		U2299	A2313
	U1191	G1285	G1357	U1523	C1597	U1689	U1784	C1850	A1937	U	C	G2127	G2216		A2295	U2314
	C1192	G1289	A1363	A1524	G1598	U1691	U1785	A1851	U1938	A	U	U2127			A2296	G2315
A1193	G1194	G1289	C1364	G1525	G1599	U1692	U1786	G1852	U1939	G	U	A2144	A2220	A2297	U2297	G2316
A1195	A1195	A1290	G1365	U1526	U1600	U1692	A1787	G1852	G1940	U	G	A2145	G2221	U2298	U2298	U2317
C1196	C1196	A1291	A1366	C1527	U1601	U1692	C1788		G1941	C	U		A2222		U2298	U2318
A1197	A1197	C1292	G1367		A1602				C1942	U	U		A2223			
		U1293	U1368	U1533	A1603	U1696	G1789	U1855	A1942	G	G	U2148	A2224	A2242	A2299	
A1200	A1200	U1293	A1369	G1536	G1604	C1856	U1790	C1857	C1943	C	C	U2149	A2225	A2243	A2300	
C1201	A1202	G1295	G1370	G1537	A1607	G1700	C1791	C1857	U1944	U	U	A2152	U2226	A2244	G2301	
A1203	A1203	U1298	G1374	A1538	U1607	U1702	C1793	A1858	A1945	U	C	A2153	A2228	C2245	A2302	
A1204	A1205	G1298	G1375	G1538			U1794	G1861	G1949	G	U	U2154	A2229		A2303	
G1209		U1299	G1375	G1541	G1611	C1710	U1795	G1867	G1952	A	U	C2155	A2230		A2304	
U1210	G1303	U1300	G1380	G1542	A1612	A1714	A1796	A1868	G1953	G	C	G2156	A2233		A2305	
U1211	U1305	G1306	G1382	G1543	C1613		A1797	C1869	G1954	U	C	G2157	A2234		A2306	
A1212	G1306	G1307	U1384	U1546	C1615	U1717	A1798	A1874	U1955	C	U	A2158	A2242		A2307	
G1213	G1307	U1309	C1385	A1547	U1620	G1718	A1800	A1874	A	G	U	C2163	A2243		A2308	
U1214	U1308	G1310	A1386	C1548	A1621	G1719	U1801	G1878	U	C	U	A2164	A2244		A2309	
U1215	U1309	G1311	G1387	U1549	U1622	U1720	C1802	A1879	U	C	C		C2245		A2310	
C1216	G1311	G1312	U1388	U1554	U1629	U1721	C1803	U1804	A	G	U	G2169	C2248		A2311	
A1217	A1310	G1312	A1389	U1555	U1630	U1722	C1804	A1805	A	A	C	U2170	G2249		A2312	
	G1311	A1390	U1389	C1556	C1631	U1723	A1805	A1881	G	G	U	G2171	G2250		A2313	
A1221	G1313	C1312	A1391	U1560	A1632	U1724	A1806	A1886	G	C	C	A2172	G2251		A2314	
G1222	C1314	G1392	A1467	G1560	U1636	C1725	G1807	A1887	G	C	G	U2173	A2252		U2315	
G1226	U1315	G1396	A1468	G1561	U1637	G1728	G1808	A1888	C	C	U	G2174	G2253		A2316	
C1227	A1317	A1399	G1476	C1562	A1638	A1729	A1810	G1889	U	A	C	C2177	U2254		A2317	
	A1318	G1400	A1481	U1564	G1640	G1730	G1811	G1892	G	U	C	G2178	A2255		A2318	
U1236	G1319	G1400	A1482	G1565	G1643	G1733	A1812	G1892	G	A	U	A2179	C2257		A2319	
G1236	A1326	U1405	U1483	U1566	A1643	G1734	A1813	A1895	U	C	A	C2179	U2258		A2320	
C1237	U1405	G1485	U1484	U1567	C1644	G1735	U1814	G1896	U	C	U	G2180	G2259		A2321	
C1238	U1329	A1406	G1485	U1568	U1645	G1736	A1815	G1897	A	U	C	A2181	U2260		A2322	
A1240	U1330	A1407	G1487	U1569	U1646	U1737	U1816	G1897	G	G	U	A2182	C2261		A2323	
U1241	U1331	A1407	G1488	U1570	U1647	G1738	U1817	G1902	C	A	C	U2183	G2262		A2324	
G1242	A1332	G1409	A1488	A1571	A1647	U1739	U1819	U1903	G	C	U	G2184	A2263		A2325	
C1243	U1333	U1410	A1489	U1572	A1654	U1740	U1820	G1906	U	C	U	G2185	C2264		A2326	
U1244	U1334	C1411	A1490	G1573	A1655	U1742	U1821	G1907	C	A	C	U2186	U2268		A2327	

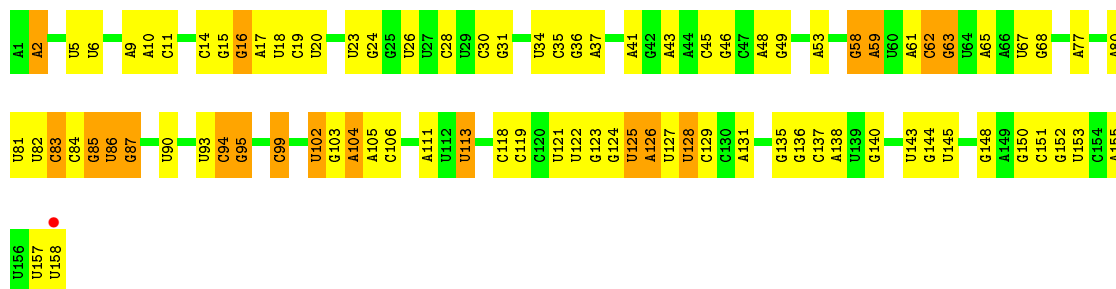
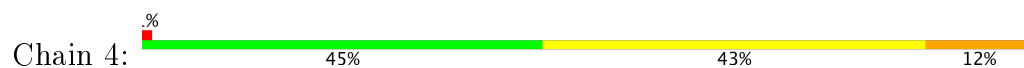




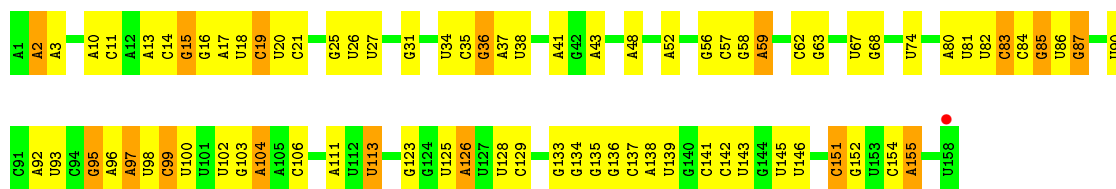
• Molecule 2: 5S ribosomal RNA



• Molecule 3: 5.8S ribosomal RNA



• Molecule 3: 5.8S ribosomal RNA

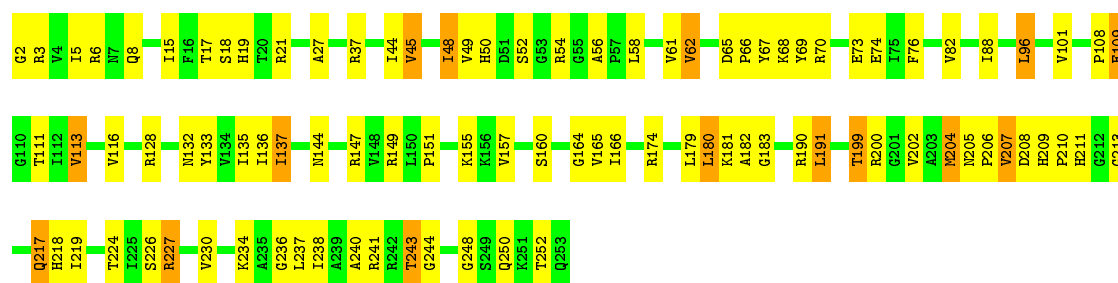


• Molecule 4: 60S ribosomal protein L2-A



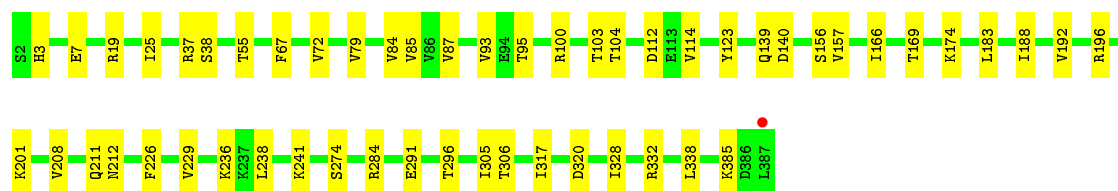
• Molecule 4: 60S ribosomal protein L2-A





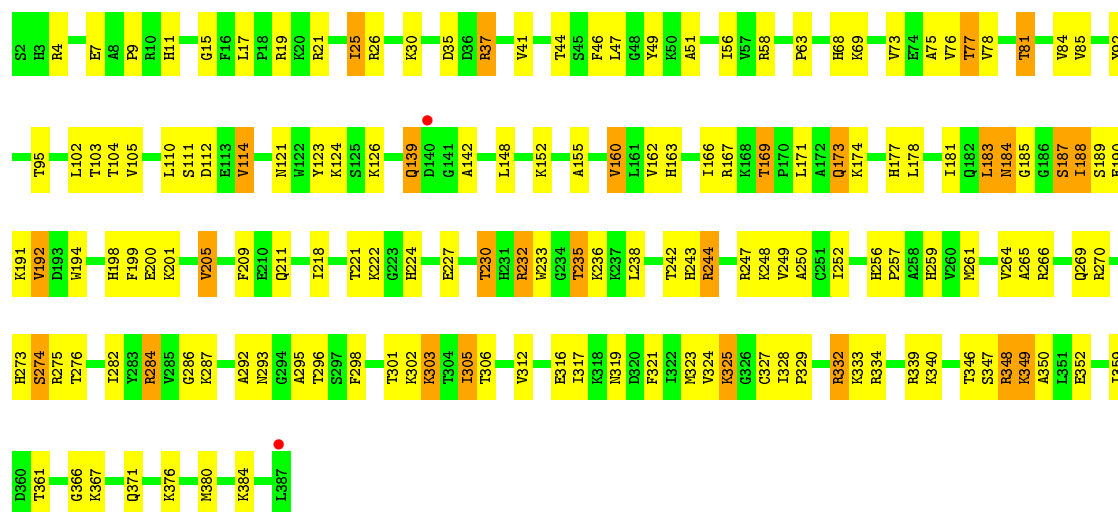
- Molecule 5: 60S ribosomal protein L3

Chain k: 86% 14%



- Molecule 5: 60S ribosomal protein L3

Chain CE: % 60% 33% 7%



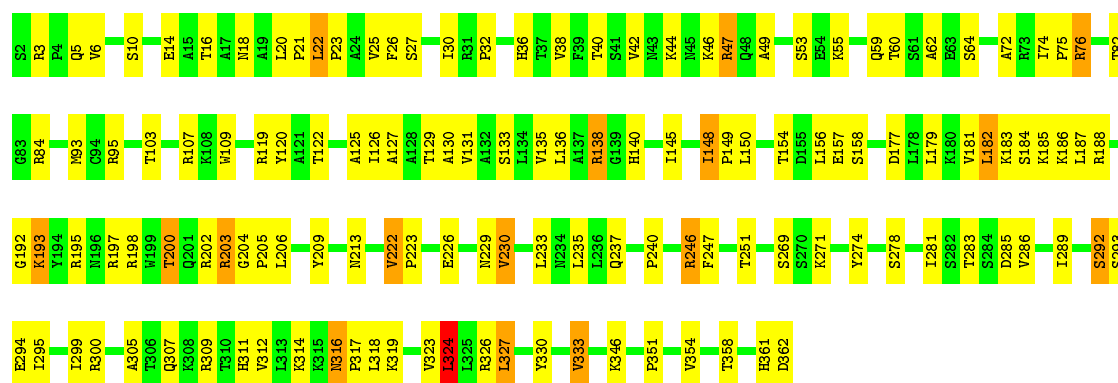
- Molecule 6: 60S ribosomal protein L4-A

Chain l: 90% 10%



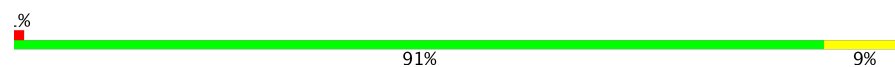
- Molecule 6: 60S ribosomal protein L4-A

Chain CF:



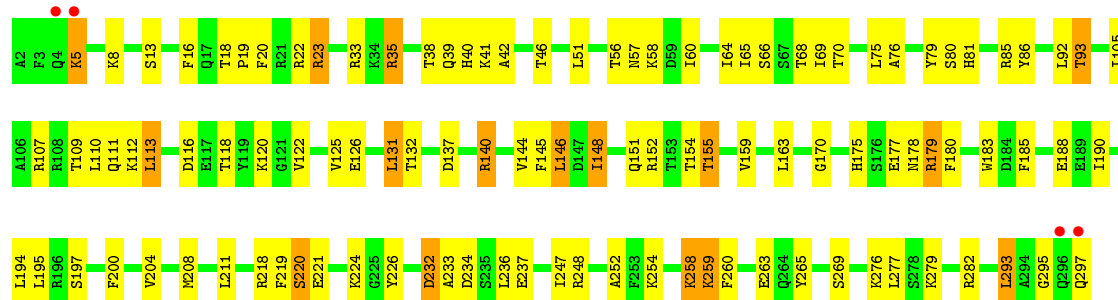
- Molecule 7: 60S ribosomal protein L5

Chain m:



- Molecule 7: 60S ribosomal protein L5

Chain CG:



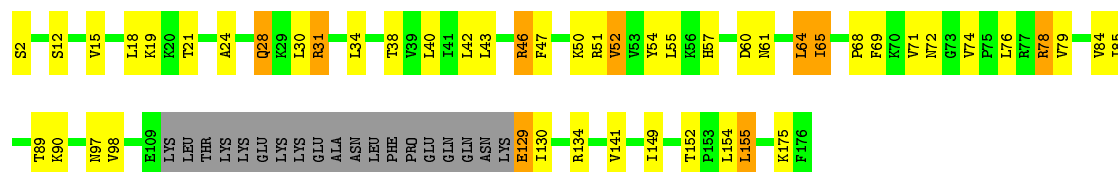
- Molecule 8: 60S ribosomal protein L6-A

Chain n:





- Molecule 8: 60S ribosomal protein L6-A

Chain CH:



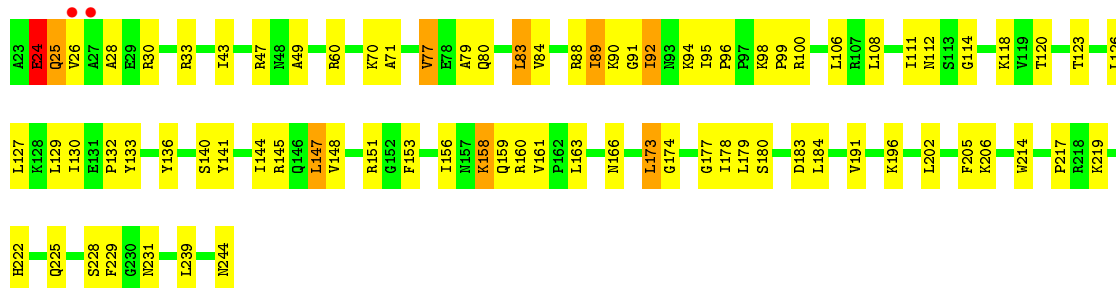
- Molecule 9: 60S ribosomal protein L7-A

Chain o:  89% 11%



- Molecule 9: 60S ribosomal protein L7-A

Chain CI:  64% 32%



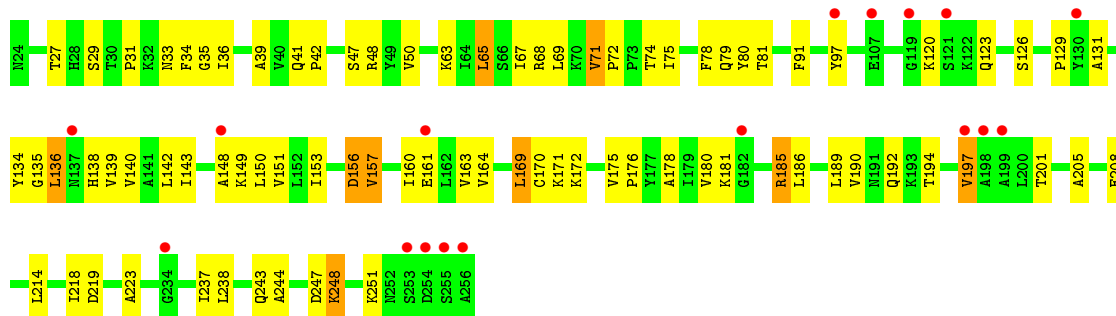
- Molecule 10: 60S ribosomal protein L8-A

Chain p:  91% 9%




- Molecule 10: 60S ribosomal protein L8-A

Chain CJ:  65% 31%

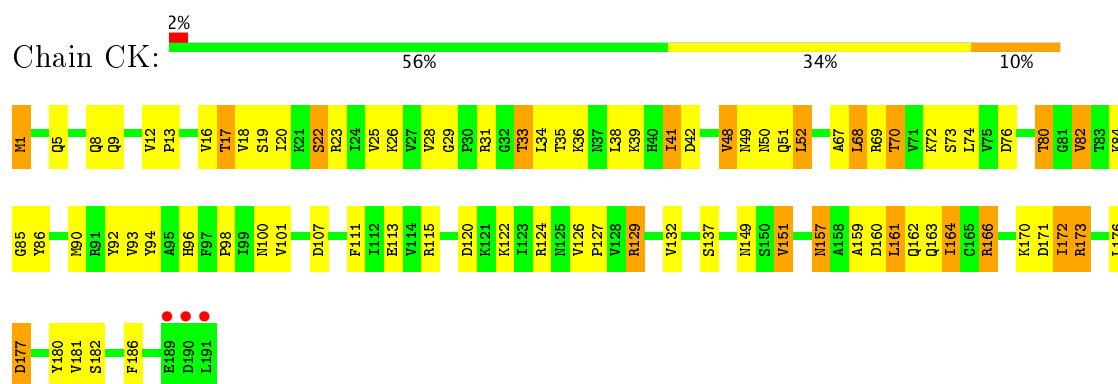


- Molecule 11: 60S ribosomal protein L9-A

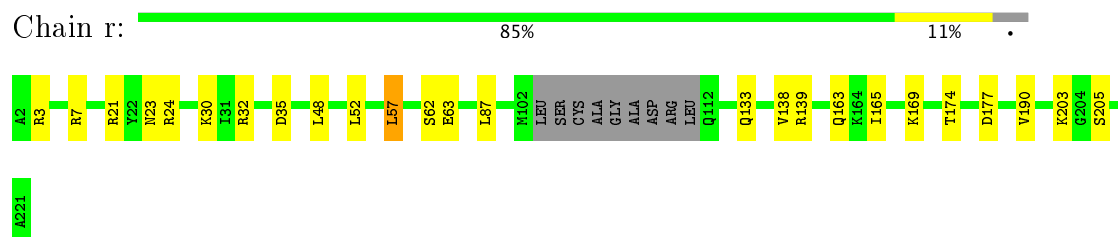
Chain q:  88% 12%



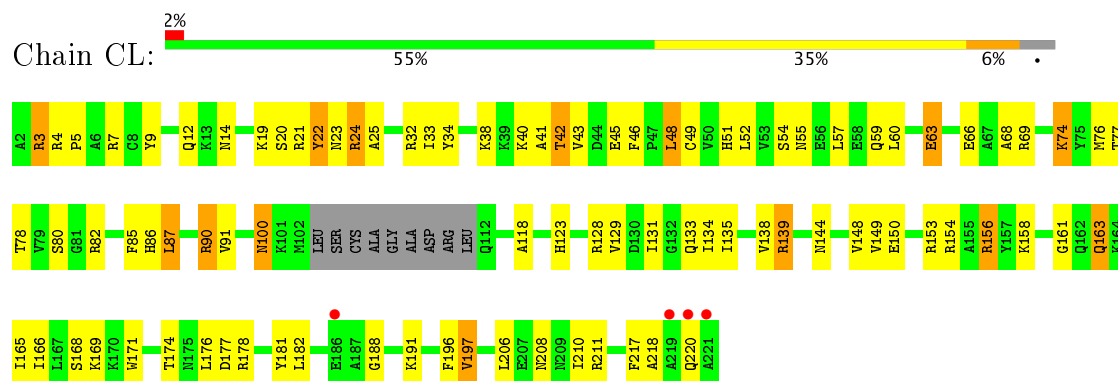
- Molecule 11: 60S ribosomal protein L9-A



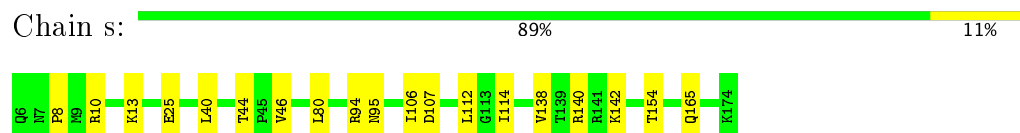
- Molecule 12: 60S ribosomal protein L10



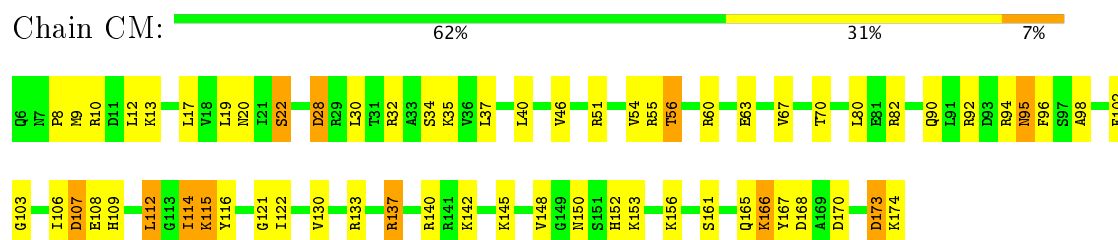
- Molecule 12: 60S ribosomal protein L10



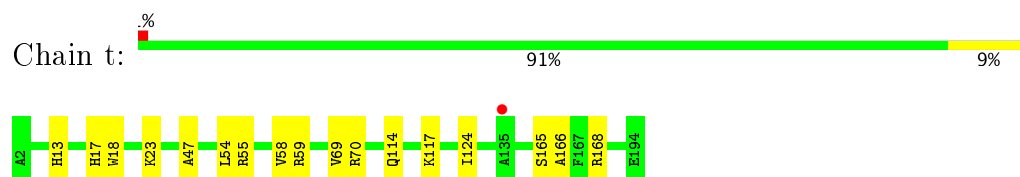
- Molecule 13: 60S ribosomal protein L11-B



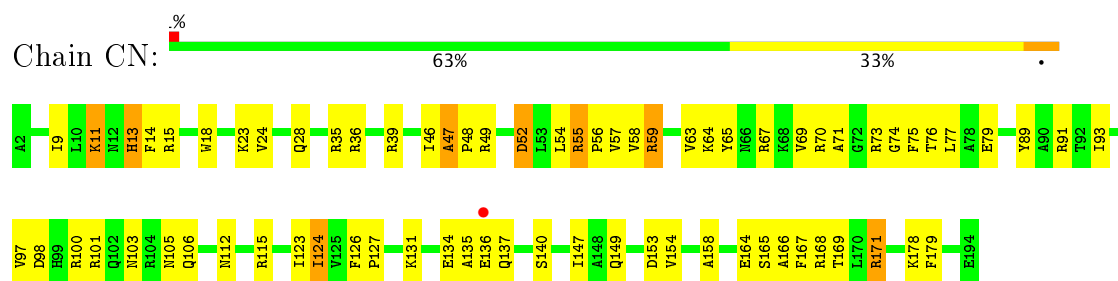
- Molecule 13: 60S ribosomal protein L11-B



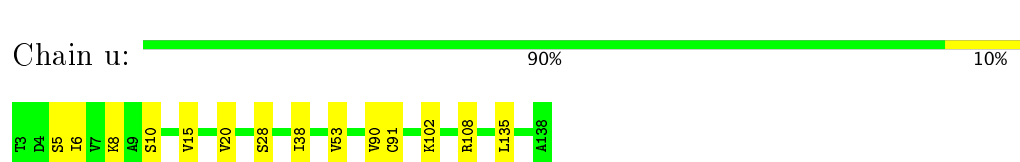
- Molecule 14: 60S ribosomal protein L13-A



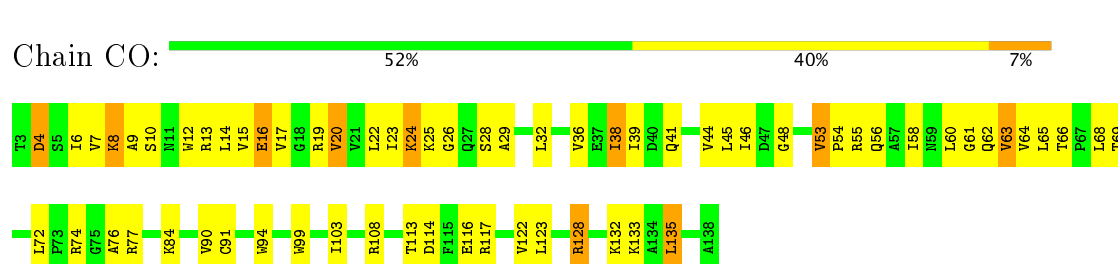
- Molecule 14: 60S ribosomal protein L13-A



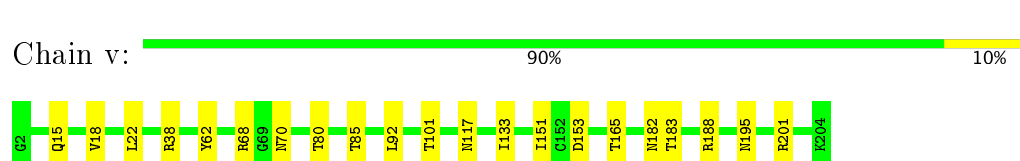
- Molecule 15: 60S ribosomal protein L14-A



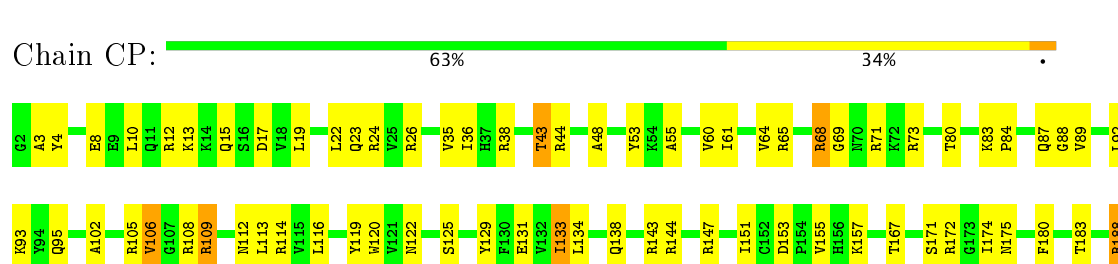
- Molecule 15: 60S ribosomal protein L14-A



- Molecule 16: 60S ribosomal protein L15-A



- Molecule 16: 60S ribosomal protein L15-A





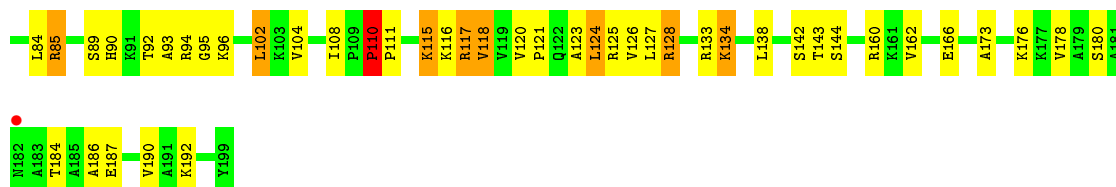
- Molecule 17: 60S ribosomal protein L16-A

Chain w: 87% 12%



- Molecule 17: 60S ribosomal protein L16-A

Chain CQ: 57% 37% 6%



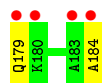
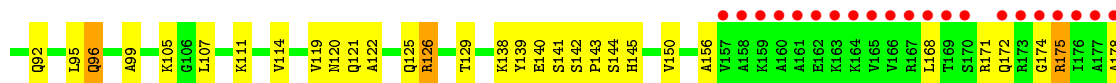
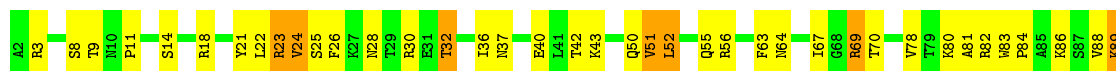
- Molecule 18: 60S ribosomal protein L17-A

Chain x: 4% 87% 13%



- Molecule 18: 60S ribosomal protein L17-A

Chain CR: 14% 61% 34% 5%

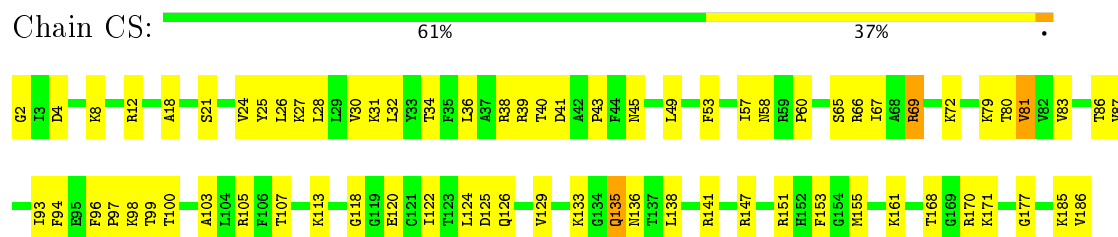


- Molecule 19: 60S ribosomal protein L18-A

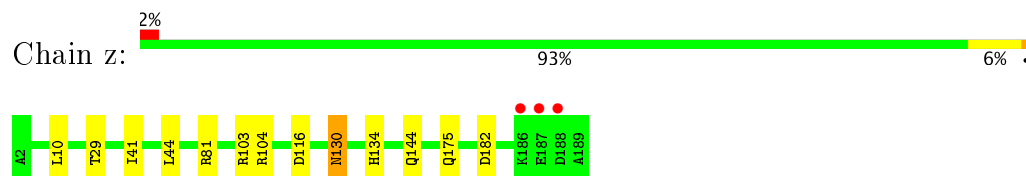
Chain y: 91% 9%



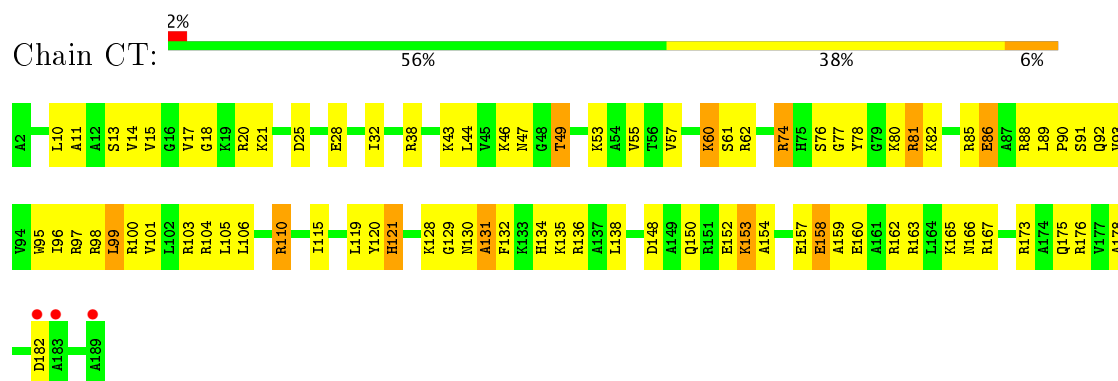
- Molecule 19: 60S ribosomal protein L18-A



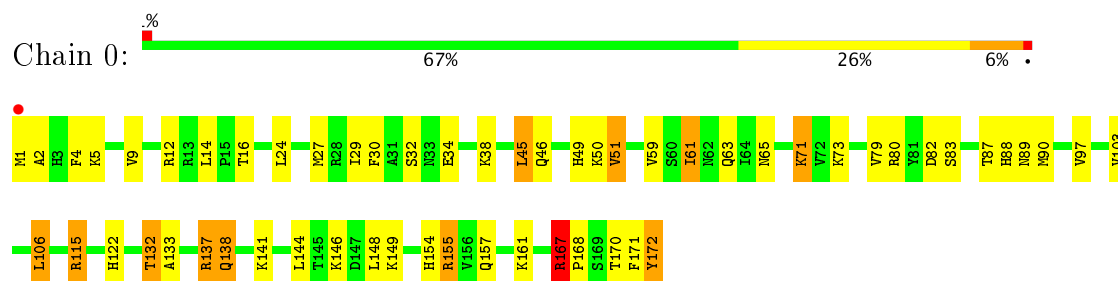
- Molecule 20: 60S ribosomal protein L19-A



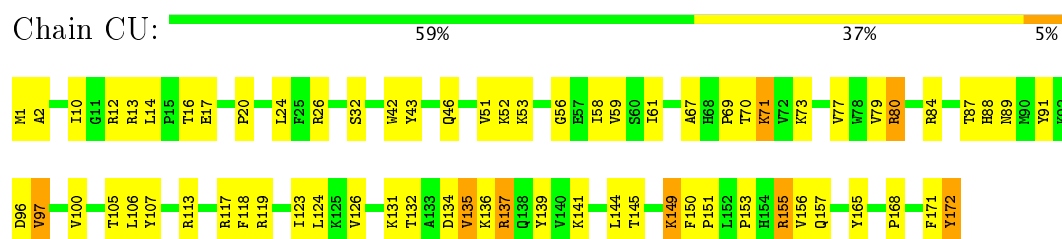
- Molecule 20: 60S ribosomal protein L19-A



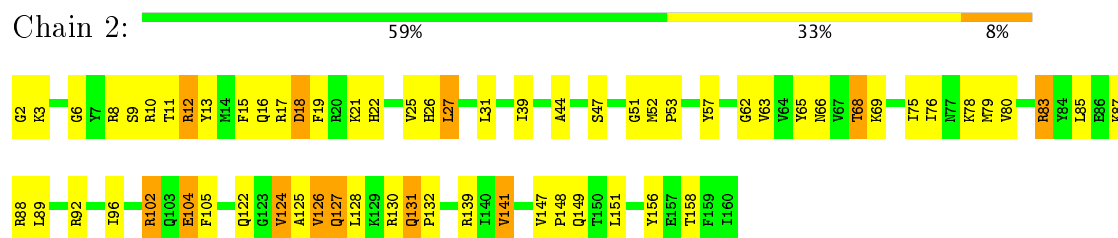
- Molecule 21: 60S ribosomal protein L20-A




- Molecule 21: 60S ribosomal protein L20-A



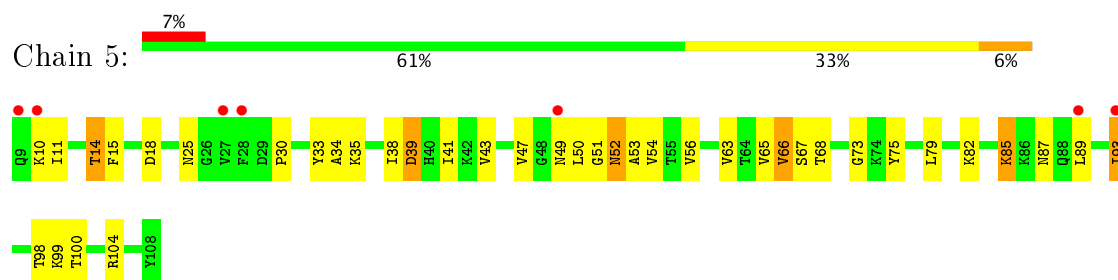
- Molecule 22: 60S ribosomal protein L21-A



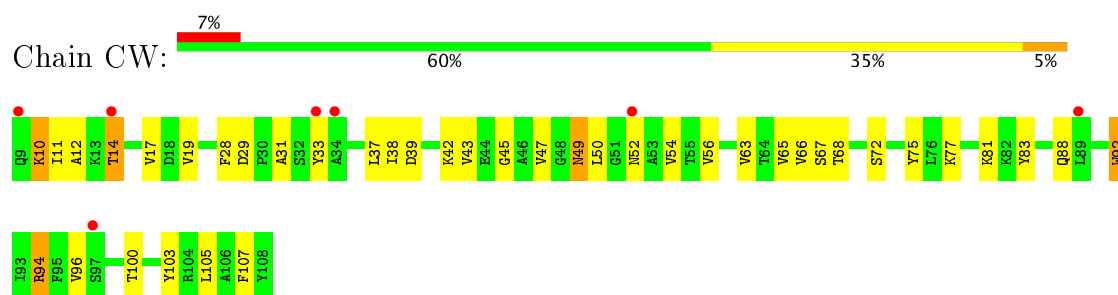
• Molecule 22: 60S ribosomal protein L21-A



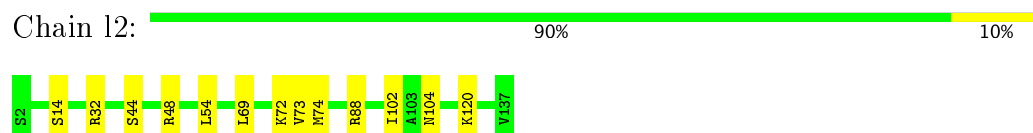
• Molecule 23: 60S ribosomal protein L22-A



• Molecule 23: 60S ribosomal protein L22-A

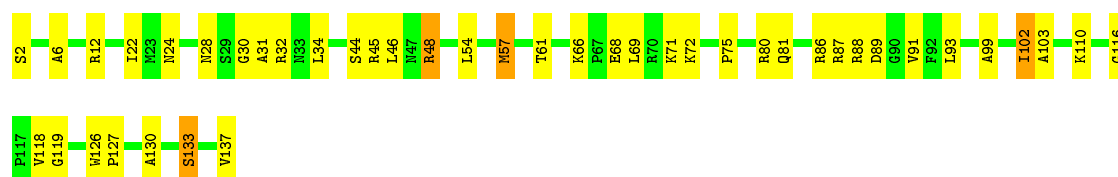


• Molecule 24: 60S ribosomal protein L23-A

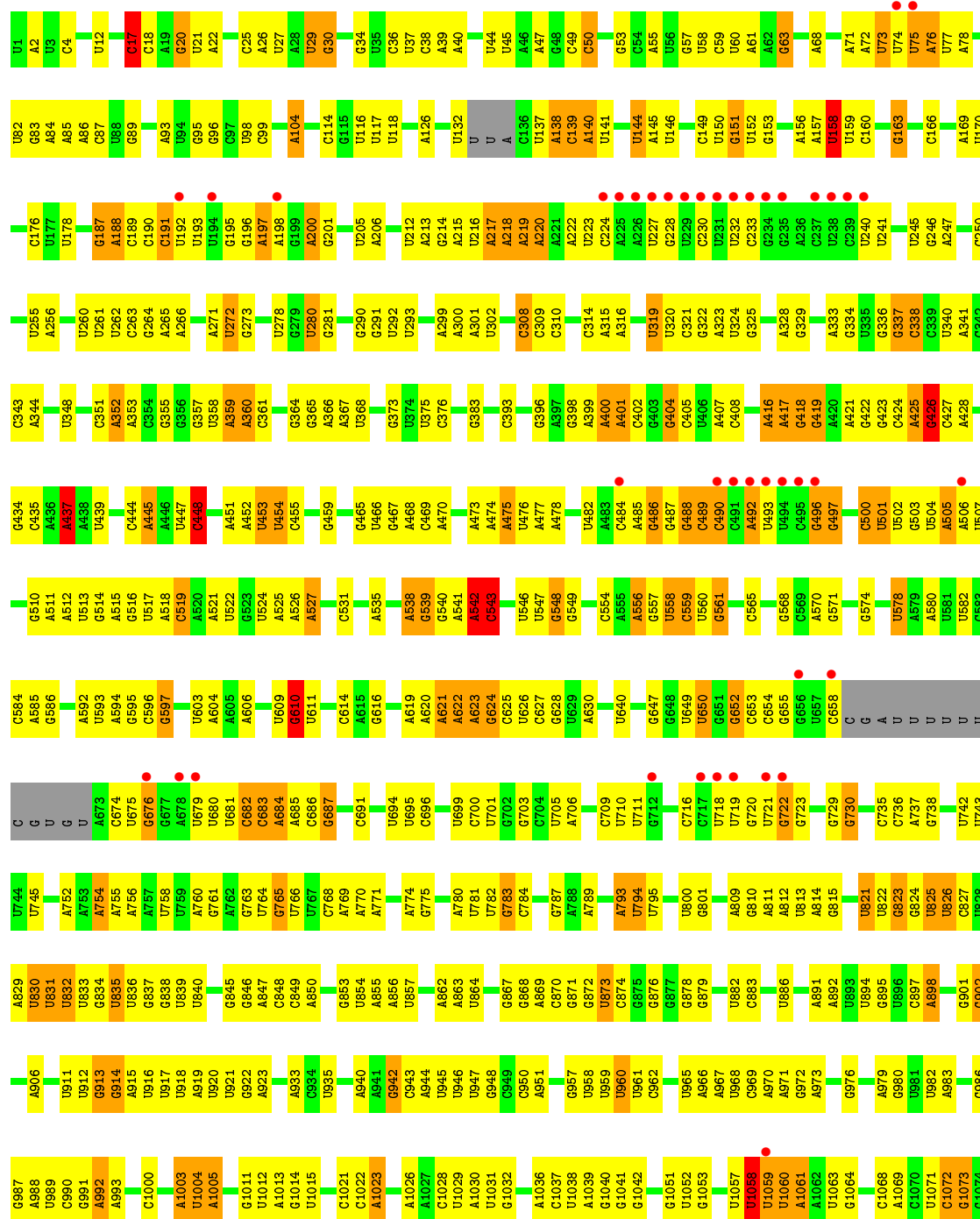
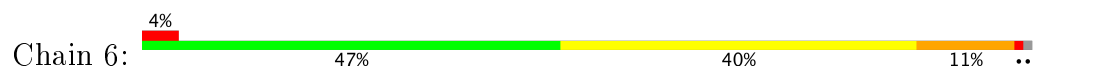


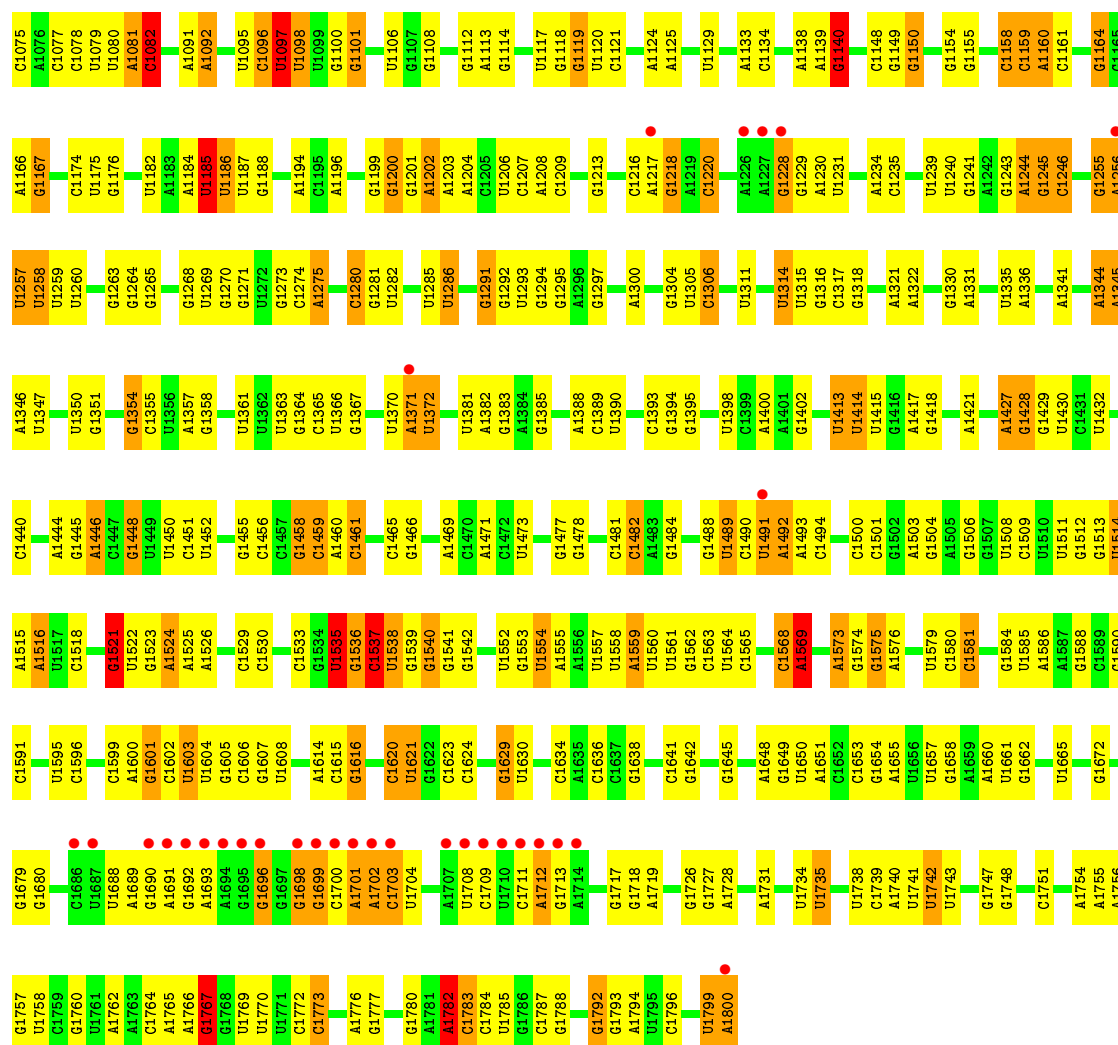
• Molecule 24: 60S ribosomal protein L23-A



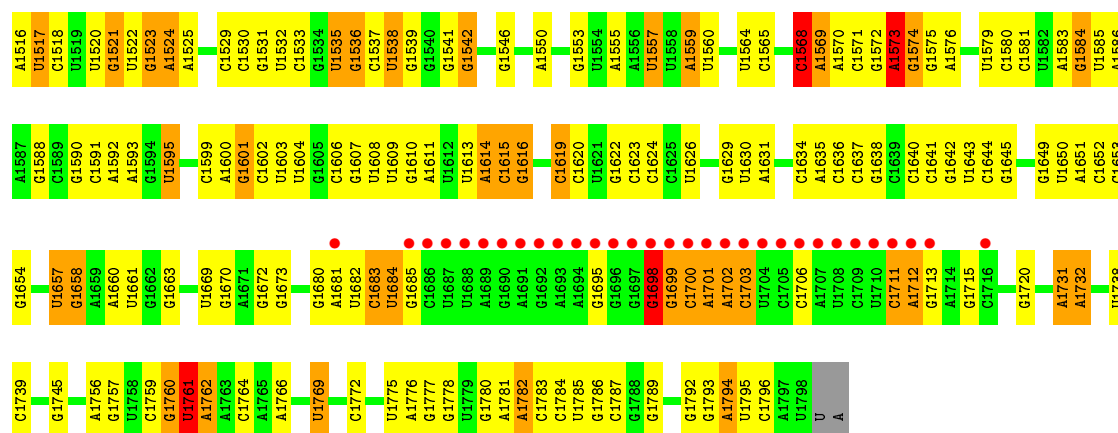


• Molecule 25: 18S ribosomal RNA

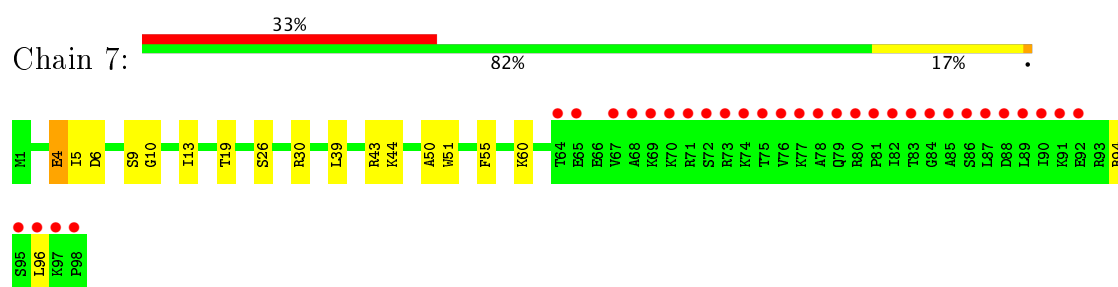




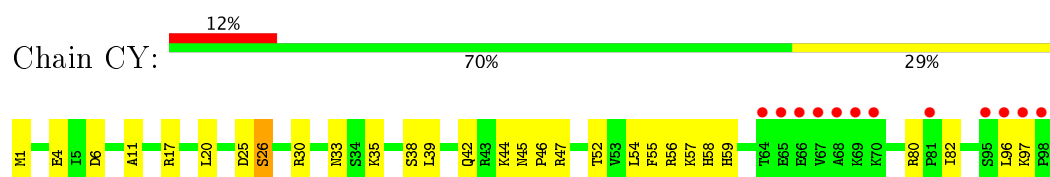
U1437	U1363	A1184	G1014	U935	A862	A789	U718	C654	G571	U502	A441	A369
G1438	A1357	U1185	U1015	G938	A863	U794	U719	G655	G503	G503	C442	A370
C1439	U1362	C1190	C1016	A939	U864	U795	G720	G656	U504	A505	C443	G371
A1444	U1363	U1191	U1017	A940	G867	A799	G723	G658	U505	U507	A445	G372
G1445	G1364	C1192	A1019	A941	A868	U800	G724	C	A506	U508	A446	G373
A1446	G1365	G1109	G1022	G942	A869	G801	G725	G	U509	G509	U447	G377
C1447	C1366	G1110	A1025	C943	G870	G802	G726	A	G510	U379	C448	A378
G1448	G1367	G1111	A1026	A944	G871	A806	G727	U	C583	A511	G509	U380
U1449	G1368	G1112	A1027	U873	G872	U807	U728	U	A585	A512	U450	U381
U1450	U1369	A1113	G1028	C874	U873	U808	G729	U	G586	U513	A451	C382
C1451	U1370	G1114	C1028	G875	C874	U808	G730	U	G586	G514	A452	G383
U1452	A1371	G1119	U1031	G876	G875	U808	C731	U	A591	A515	U453	G384
C1456	C1372	G1120	G1032	G877	G876	A811	C732	C	A592	G516	A456	G385
G1459	U1378	A1201	G1033	G878	G877	A812	G733	G	U593	A520	G457	A386
A1460	C1379	A1202	C1033	G879	G878	A812	G734	C	A594	A521	G458	A387
C1461	U1380	A1203	C1034	G880	G879	G816	C735	U	G595	U522	A459	G388
G1464	U1381	G1130	U1038	G881	G880	G816	C736	U	C596	U523	A460	G389
A1469	G1382	C1207	U1039	A881	U882	A817	A737	A	U600	G524	G461	G390
C1470	G1383	A1213	A1039	U882	C818	G817	G738	C	U601	U525	G462	C393
A1471	A1384	G1217	G1040	U883	C819	G818	G739	U	A601	A526	U463	A397
G1472	G1385	G1218	G1041	U884	U820	U821	G740	G676	U602	A527	U464	A400
C1473	G1386	A1219	G1042	U885	U821	U822	C741	G677	U603	U528	G465	A401
U1474	A1387	C1220	G1046	U886	U822	U823	U742	A678	U609	A529	U466	A402
G1477	C1388	G1387	G1047	U887	U823	G823	U743	U679	U610	U532	G467	A403
A1478	U1390	A1142	U1051	U888	U824	G824	U744	U680	U611	U533	A471	G404
C1479	U1391	A1143	G1052	U889	U825	U825	G751	A684	G616	C536	U472	G405
G1480	G1392	G1146	U1053	U890	U826	U826	A752	A685	U534	G537	A473	C405
A1481	A1400	A1147	G1054	U891	C827	C827	A753	A686	A619	A538	A474	U406
C1482	G1401	C1148	U1058	U892	U828	U828	A754	G687	A620	G539	A475	A407
G1483	G1402	A1151	U1059	U893	A828	A828	A756	G688	A621	U540	A476	C408
A1484	C1403	A1152	U1060	U894	U831	U831	U758	G689	A622	A541	A477	U413
C1485	C1404	A1157	A1061	U895	U832	U832	U759	U693	A623	A542	A478	C414
G1486	G1405	A1158	G1067	U896	U833	U833	A760	U694	A624	C543	C479	C415
A1487	U1406	C1159	U1067	U897	U834	U834	G761	U695	G625	A544	A480	A416
G1488	A1410	A1160	G1073	U898	U835	U835	G765	C696	U626	A545	A481	A417
C1489	G1411	A1161	G1074	U899	U836	U836	U766	C697	U627	U546	U482	G418
U1490	U1412	A1162	U1079	U900	U837	U837	G767	U698	G628	U547	A483	U427
G1491	C1413	G1163	U1080	U901	U838	U838	C768	U699	U629	G549	A484	A428
A1492	U1414	G1164	A1081	A992	U839	U839	A769	U700	G631	A550	A485	G422
C1493	U1415	A1165	A1082	A993	U840	U840	G773	U701	U632	G553	A486	G423
G1494	U1416	G1166	G1083	G994	U841	U841	G774	U702	U633	C554	A487	C424
A1495	C1417	A1167	A1084	U995	U842	U842	G775	G703	G634	A555	C488	A425
G1496	G1418	G1170	G1085	U996	U843	U843	G776	C704	A635	A556	C489	G426
C1497	U1419	A1171	A1086	U997	U844	U844	G777	U705	U636	A557	C490	C427
U1498	U1420	G1172	A1087	G1002	U845	U845	C778	A706	U637	A558	C491	A428
G1499	A1424	C1173	A1088	A1003	U846	U846	G779	A707	G640	G559	A492	G432
C1500	U1425	G1174	A1089	U1004	U847	U847	U781	C708	U641	C559	U493	C433
U1504	A1427	A1175	A1091	A1005	U848	U848	U782	U709	G642	A560	U494	G434
A1505	G1428	G1176	A1092	A1006	U849	U849	U783	U710	G643	G561	C495	A435
G1506	U1429	A1177	A1093	U1007	U850	U850	C784	U711	G644	C565	G496	A436
C1507	U1430	G1178	G1094	G1008	U851	U851	U785	U712	U645	U568	G497	A437
U1508	G1431	A1179	U1095	U1009	U852	U852	C786	A713	U646	C566	U498	A438
C1509	A1432	G1179	U1096	G1010	U853	U853	U787	G714	U647	G568	U499	U439
U1514	U1434	U1262	C1096	G1011	U854	U854	G787	U715	G648	C500	G500	U440
A1515	U1435	G1263	U1097	A1013	U855	U855	A788	C716	U649	G568	U501	U440



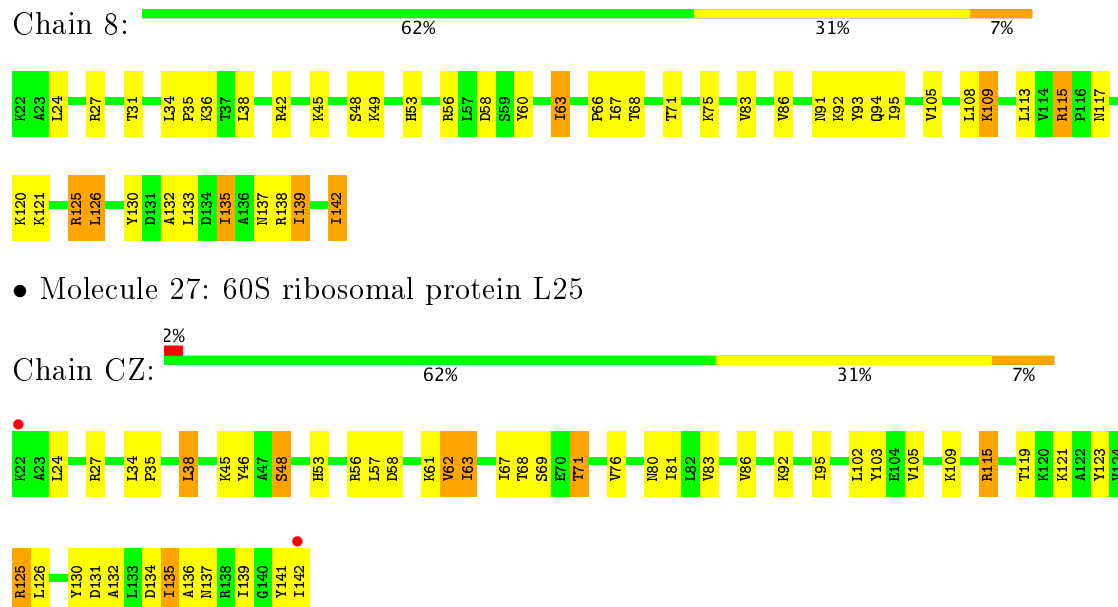
• Molecule 26: 60S ribosomal protein L24-A



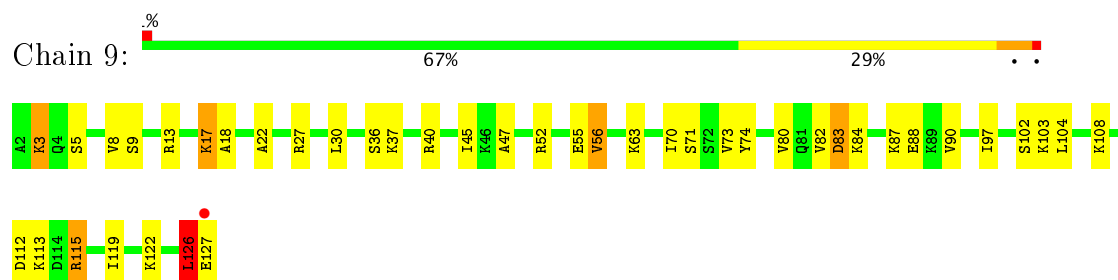
• Molecule 26: 60S ribosomal protein L24-A



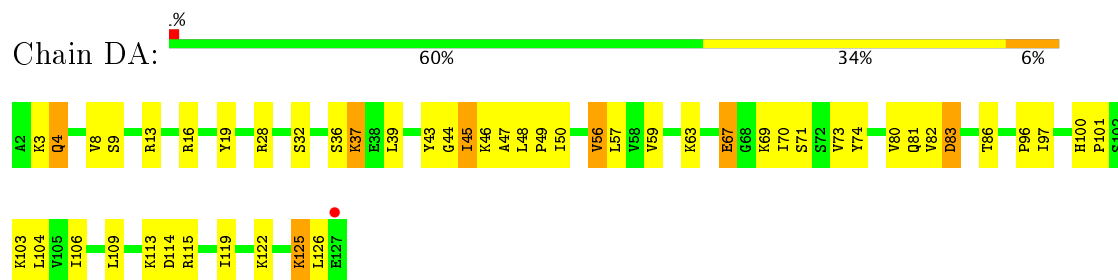
• Molecule 27: 60S ribosomal protein L25



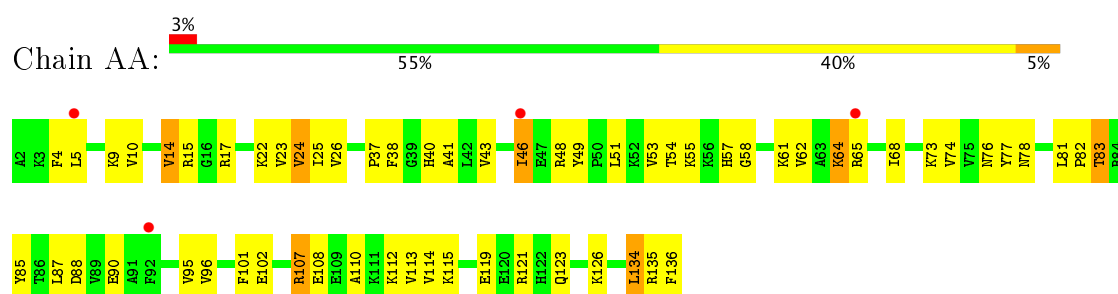
- Molecule 28: 60S ribosomal protein L26-A



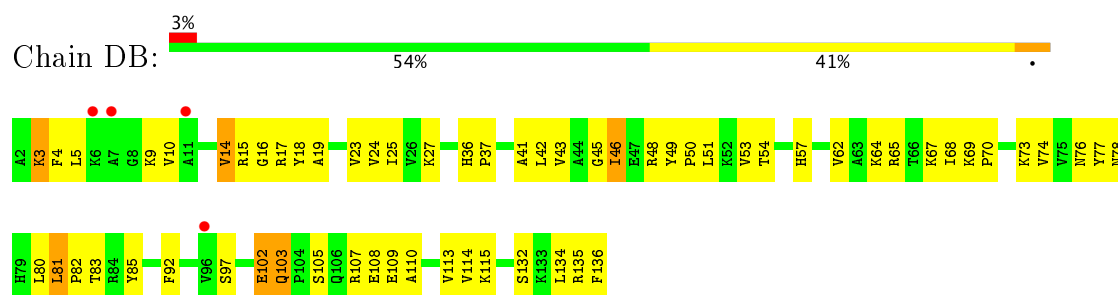
- Molecule 28: 60S ribosomal protein L26-A



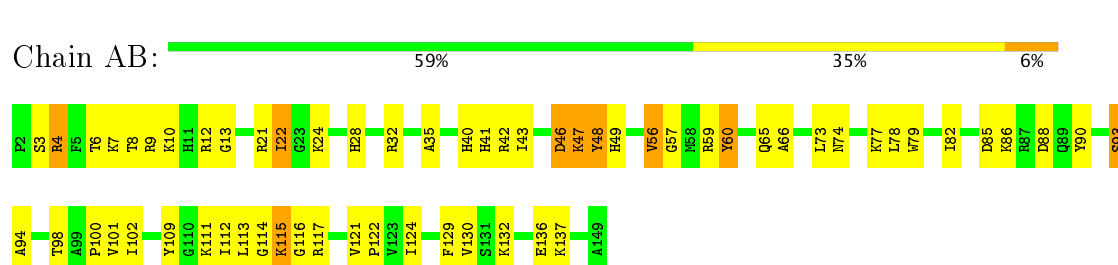
- Molecule 29: 60S ribosomal protein L27-A




- Molecule 29: 60S ribosomal protein L27-A



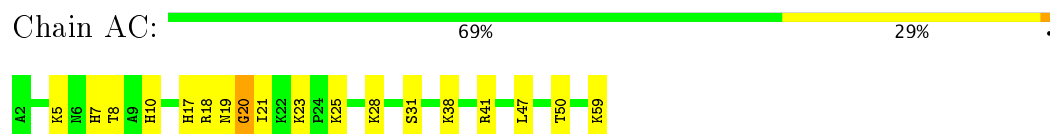
- Molecule 30: 60S ribosomal protein L28



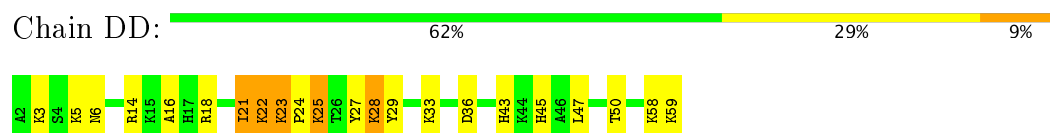
- Molecule 30: 60S ribosomal protein L28



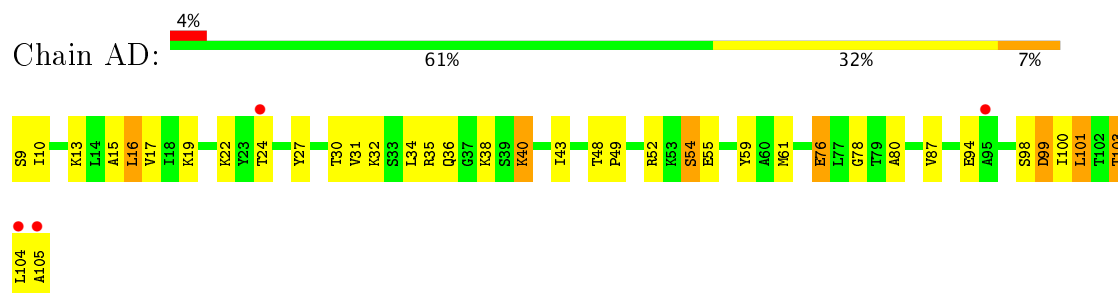
- Molecule 31: 60S ribosomal protein L29



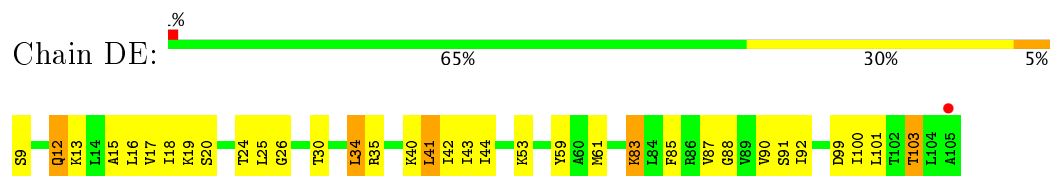
- Molecule 31: 60S ribosomal protein L29



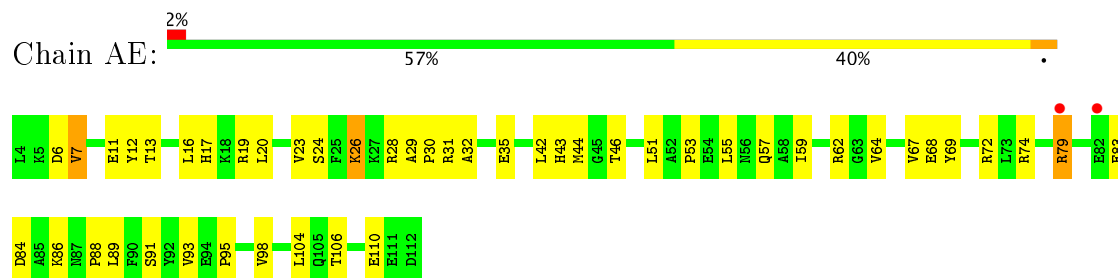
- Molecule 32: 60S ribosomal protein L30



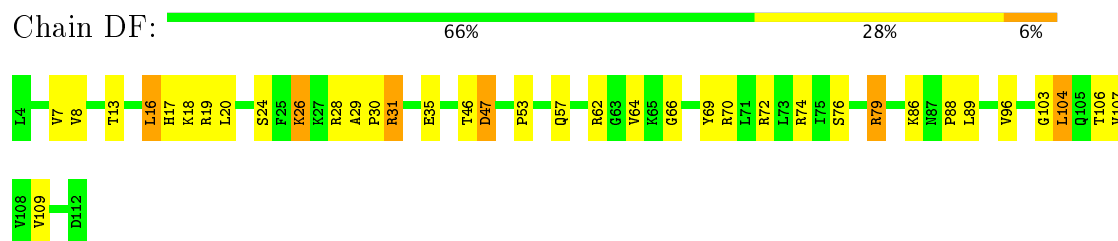
- Molecule 32: 60S ribosomal protein L30



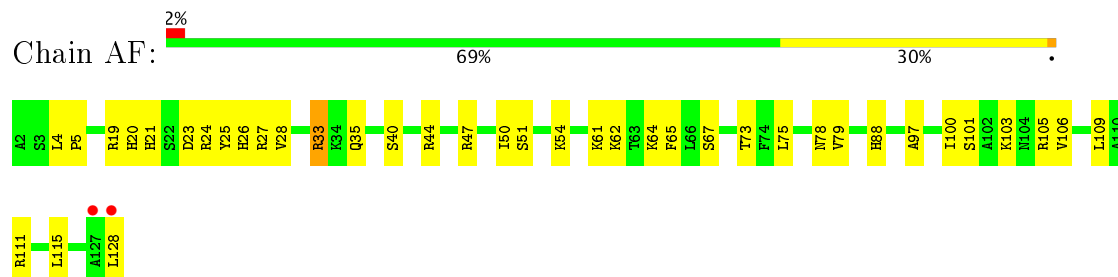
- Molecule 33: 60S ribosomal protein L31-A



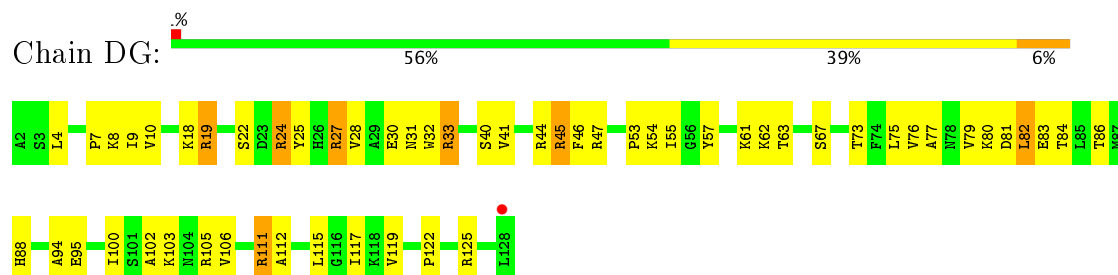
- Molecule 33: 60S ribosomal protein L31-A



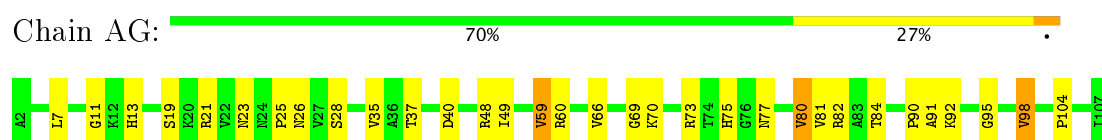
- Molecule 34: 60S ribosomal protein L32



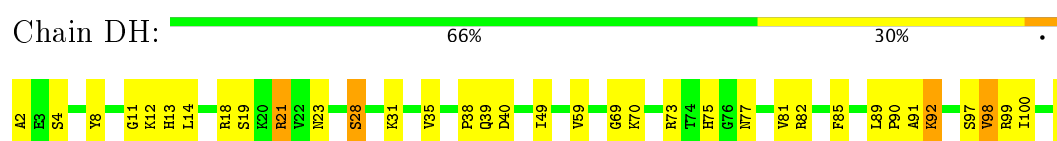
- Molecule 34: 60S ribosomal protein L32



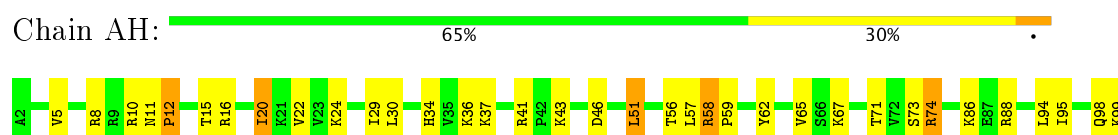
- Molecule 35: 60S ribosomal protein L33-A



- Molecule 35: 60S ribosomal protein L33-A



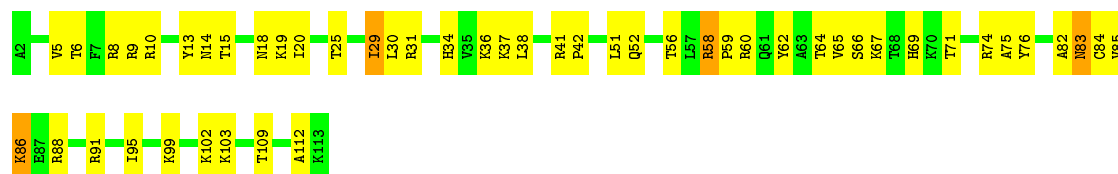
- Molecule 36: 60S ribosomal protein L34-A





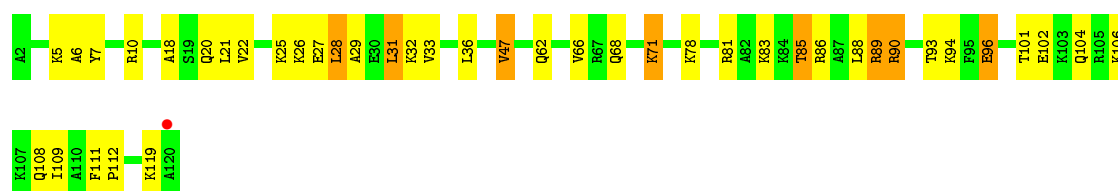
• Molecule 36: 60S ribosomal protein L34-A

Chain DI: 55% 41% .



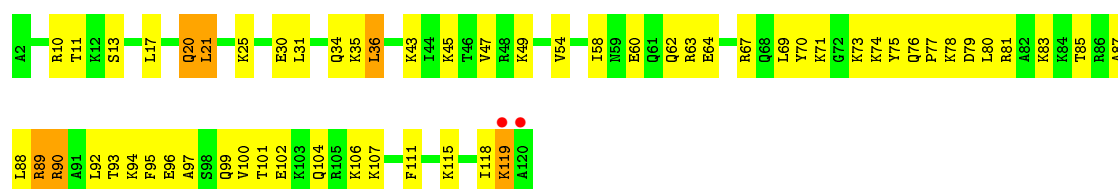
• Molecule 37: 60S ribosomal protein L35-A

Chain AI: .% 65% 29% 7%



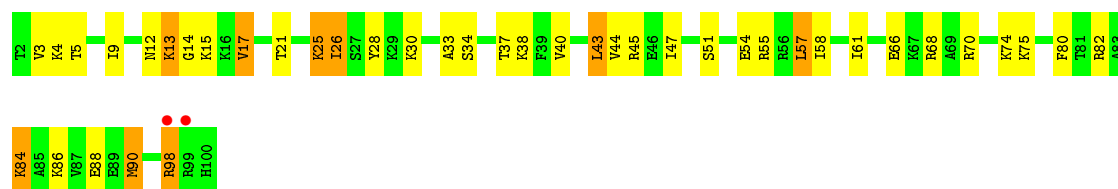
• Molecule 37: 60S ribosomal protein L35-A

Chain DJ: 2% 51% 44% 5%



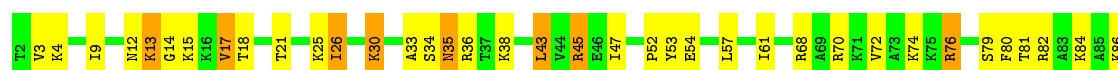
• Molecule 38: 60S ribosomal protein L36-A

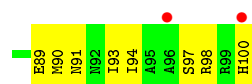
Chain AJ: 2% 59% 32% 9%



• Molecule 38: 60S ribosomal protein L36-A

Chain DK: 2% 55% 37% 8%





- Molecule 39: 60S ribosomal protein L37-A



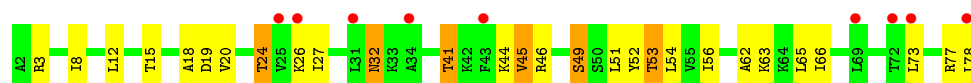
- Molecule 39: 60S ribosomal protein L37-A



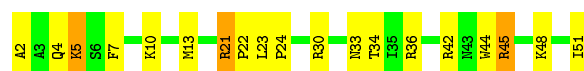
- Molecule 40: 60S ribosomal protein L38



- Molecule 40: 60S ribosomal protein L38



- Molecule 41: 60S ribosomal protein L39




- Molecule 41: 60S ribosomal protein L39




- Molecule 42: Ubiquitin-60S ribosomal protein L40

Chain AN:  60% 40%



- Molecule 42: Ubiquitin-60S ribosomal protein L40

Chain DO:  73% 21% 6%



- Molecule 43: 60S ribosomal protein L41-B

Chain AO:  56% 32% 12%



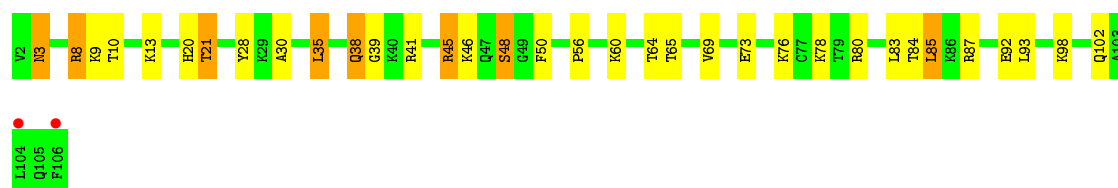
- Molecule 43: 60S ribosomal protein L41-B

Chain DP:  68% 20% 12%



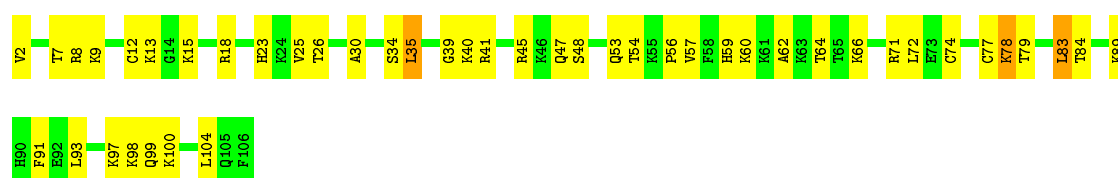
- Molecule 44: 60S ribosomal protein L42-A

Chain AP:  2% 68% 25% 8%



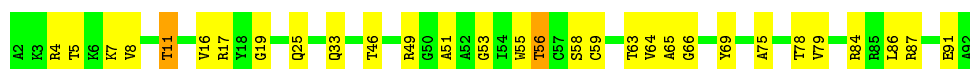
- Molecule 44: 60S ribosomal protein L42-A

Chain DQ:  57% 40% 3%

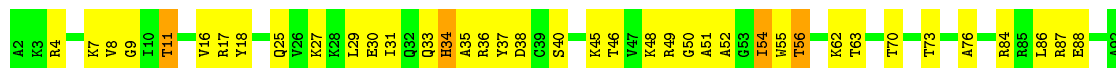


- Molecule 45: 60S ribosomal protein L43-A

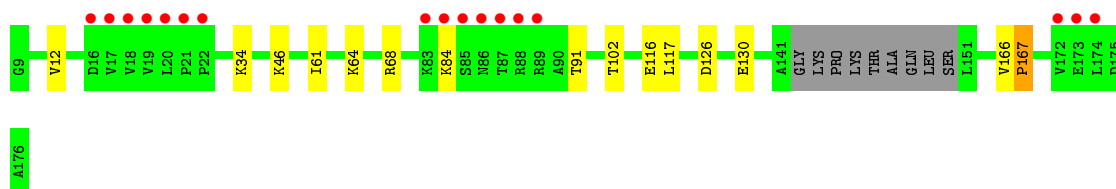
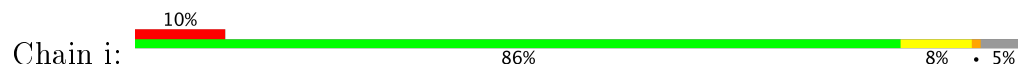
Chain AQ:  67% 31% 2%



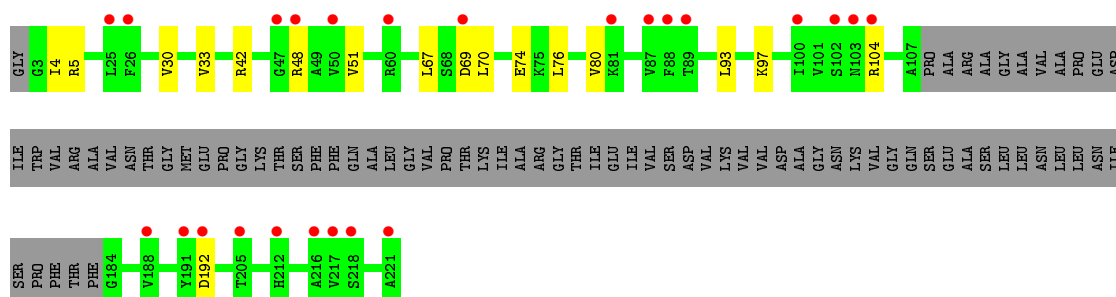
- Molecule 45: 60S ribosomal protein L43-A



- Molecule 46: Suppressor protein STM1



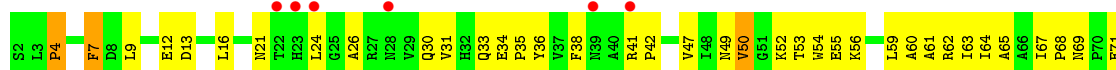
- Molecule 47: 60S acidic ribosomal protein P0

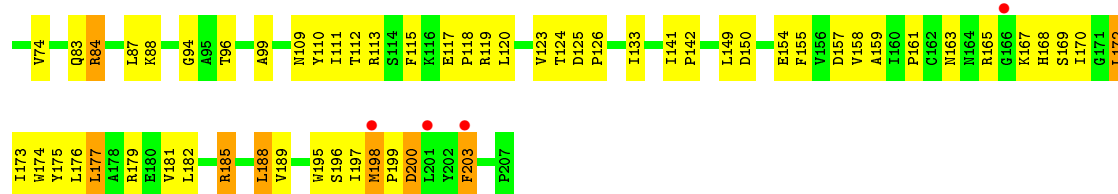


- Molecule 48: Suppressor protein STM1, Suppressor protein STM1, Suppressor protein Stm1 - Mol B



- Molecule 49: 40S ribosomal protein S0-A





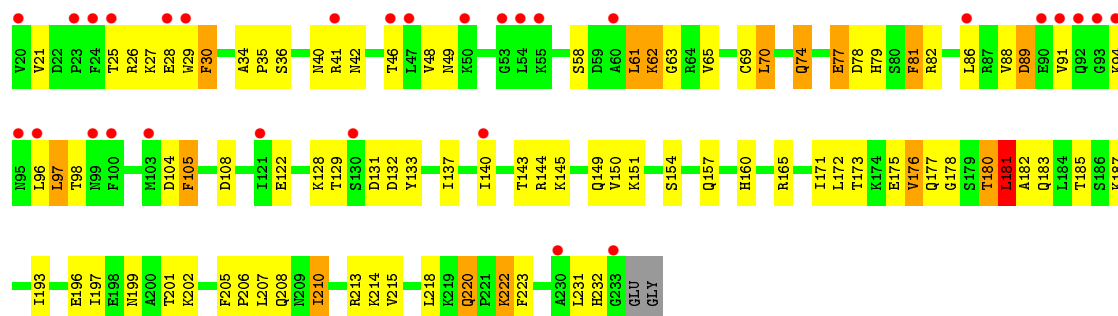
• Molecule 49: 40S ribosomal protein S0-A

Chain s0: 88% 12%



• Molecule 50: 40S ribosomal protein S1-A

Chain C: 14% 57% 35% 7%



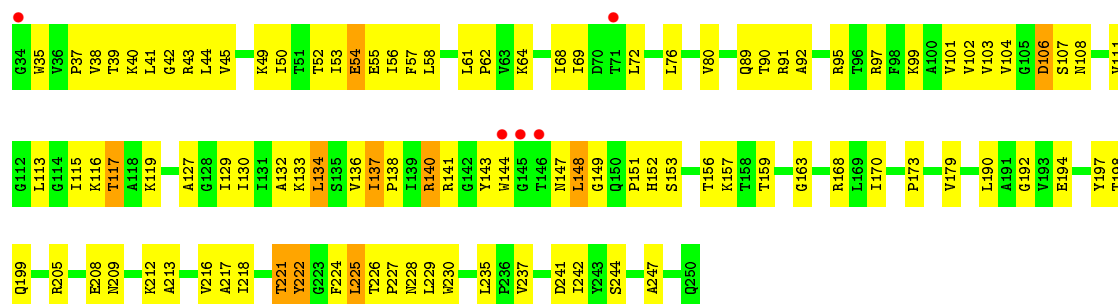
• Molecule 50: 40S ribosomal protein S1-A

Chain s1: 88% 11%



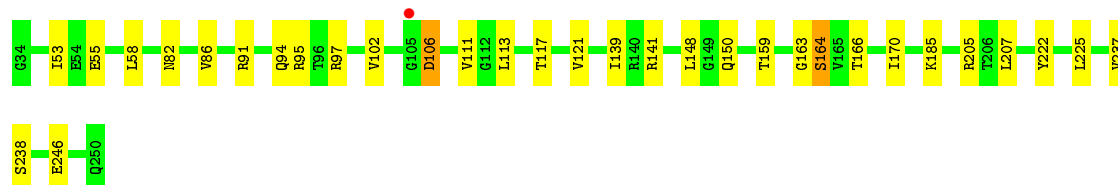
• Molecule 51: 40S ribosomal protein S2

Chain D: 2% 53% 43% 5%



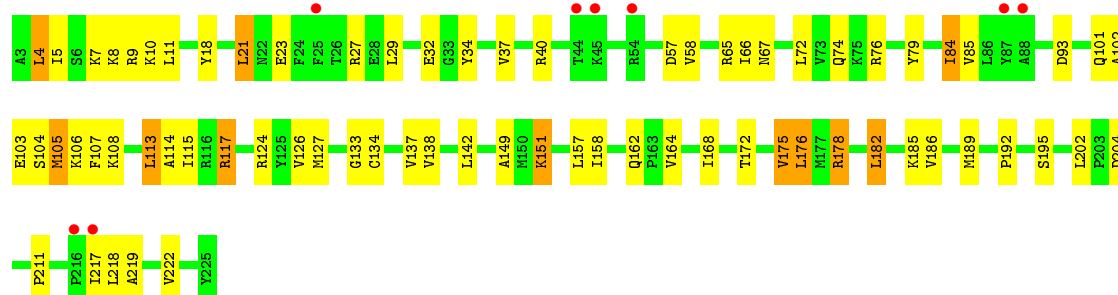
• Molecule 51: 40S ribosomal protein S2

Chain s2: 85% 14%




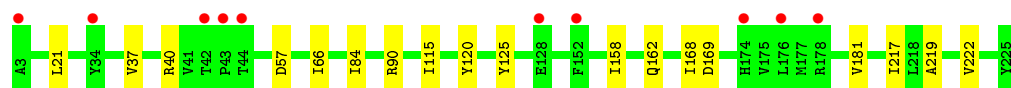
- Molecule 52: 40S ribosomal protein S3

Chain E: 



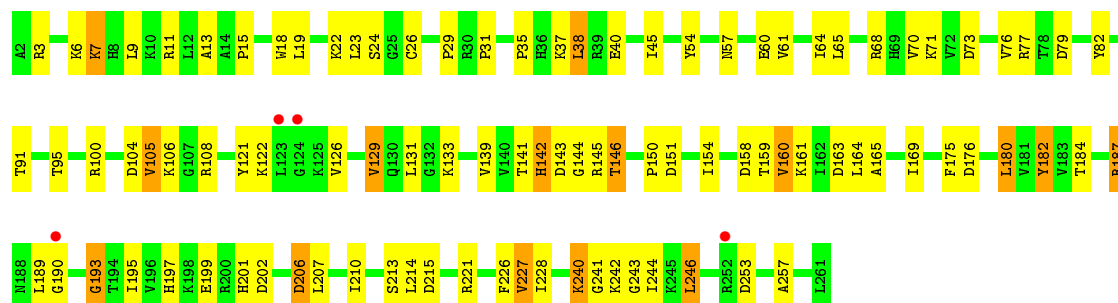
- Molecule 52: 40S ribosomal protein S3

Chain s3: 



- Molecule 53: 40S ribosomal protein S4-A

Chain F: 

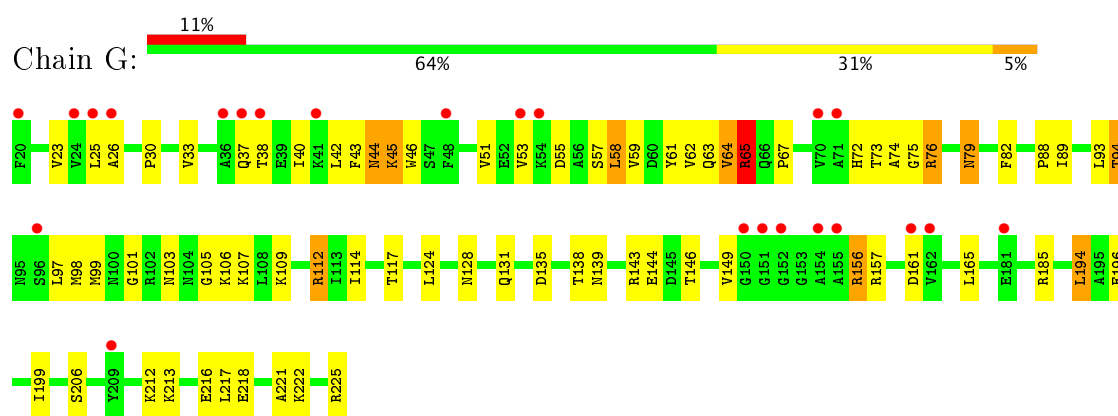


- Molecule 53: 40S ribosomal protein S4-A

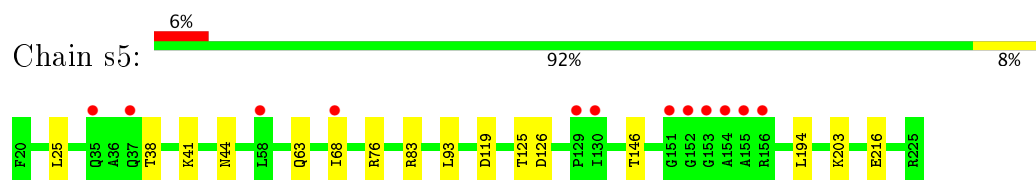
Chain s4: 90% 10%



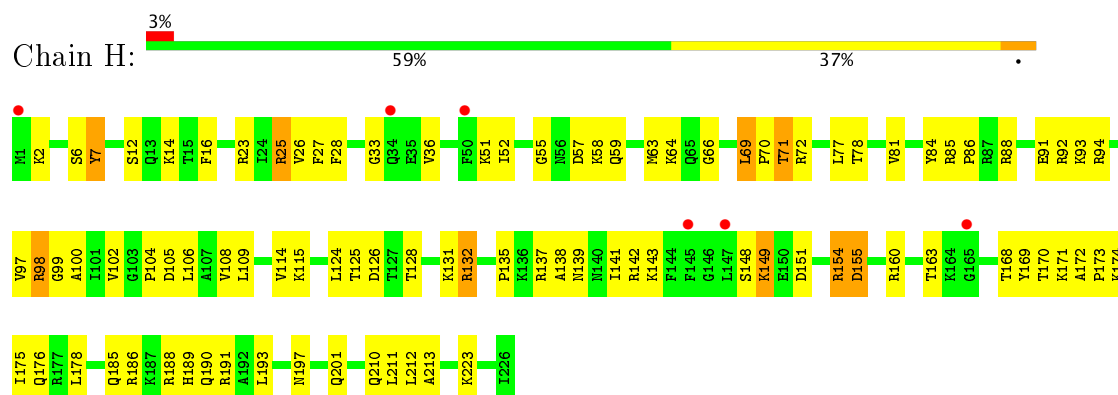
- Molecule 54: 40S ribosomal protein S5



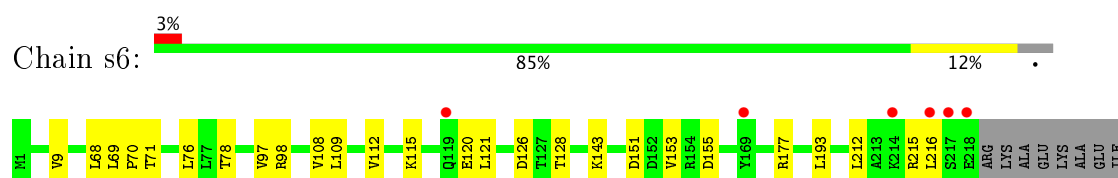
- Molecule 54: 40S ribosomal protein S5



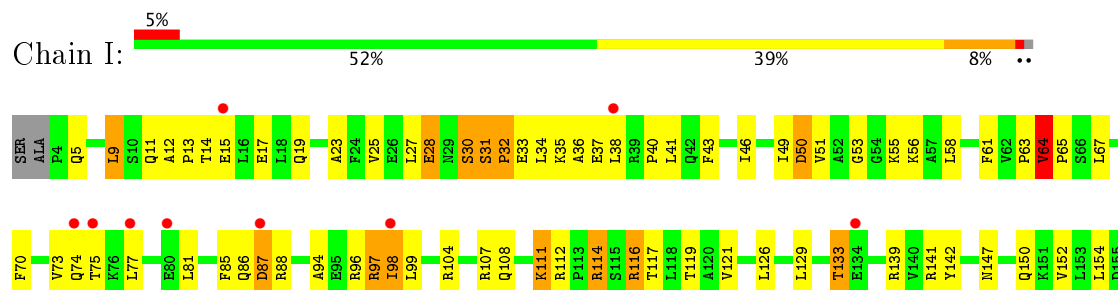
- Molecule 55: 40S ribosomal protein S6-A




- Molecule 55: 40S ribosomal protein S6-A

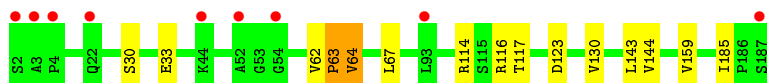
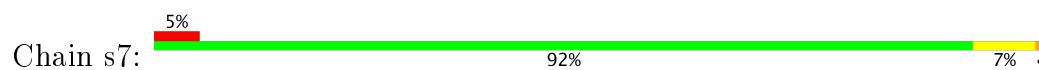


- Molecule 56: 40S ribosomal protein S7-A

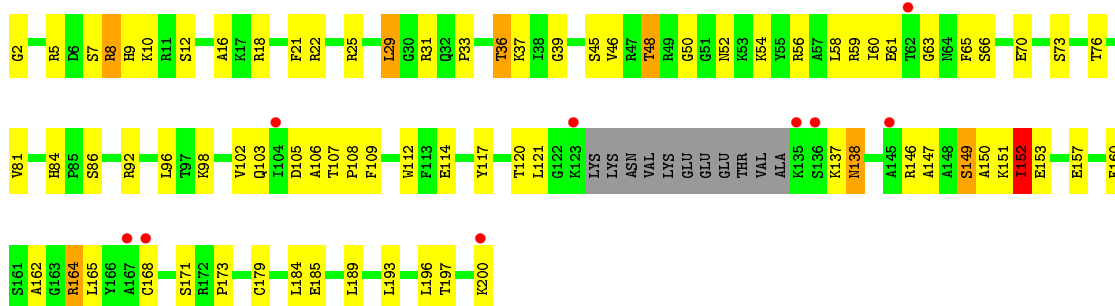




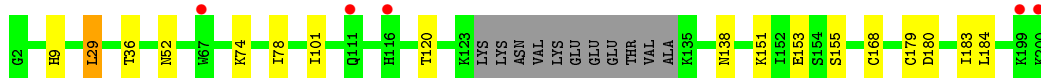
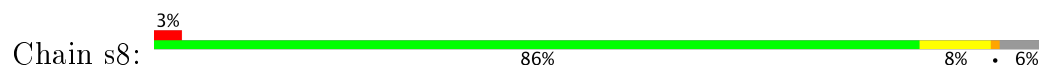
- Molecule 56: 40S ribosomal protein S7-A



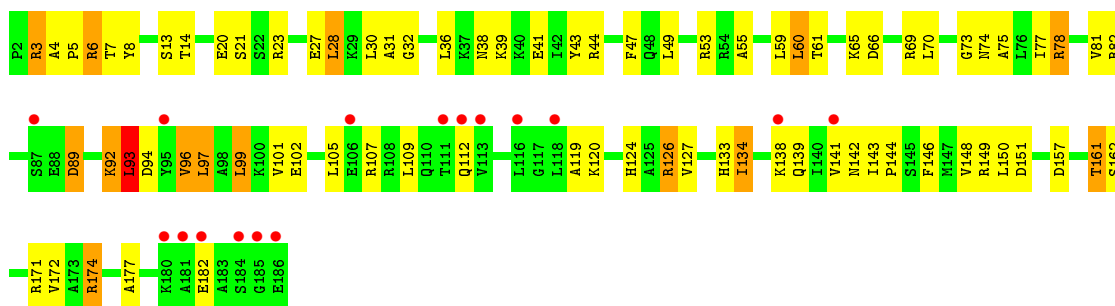
- Molecule 57: 40S ribosomal protein S8-A



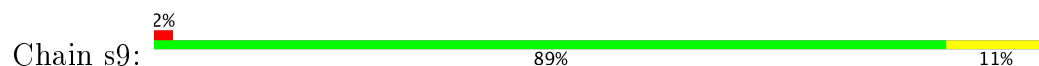
- Molecule 57: 40S ribosomal protein S8-A



- Molecule 58: 40S ribosomal protein S9-A

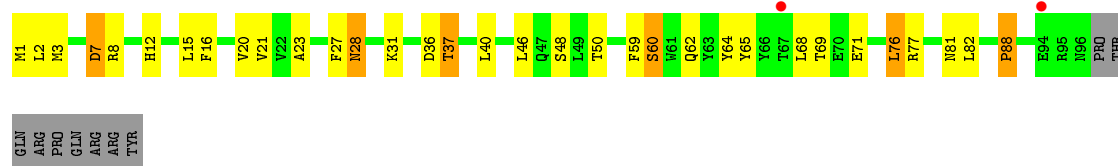


- Molecule 58: 40S ribosomal protein S9-A

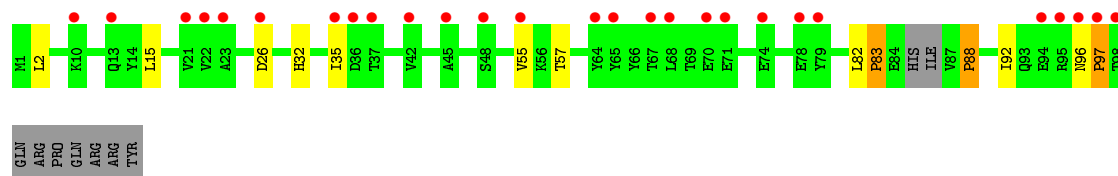
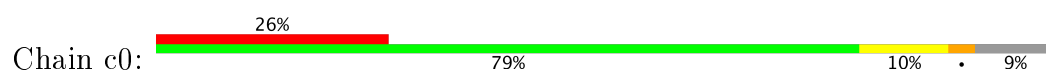




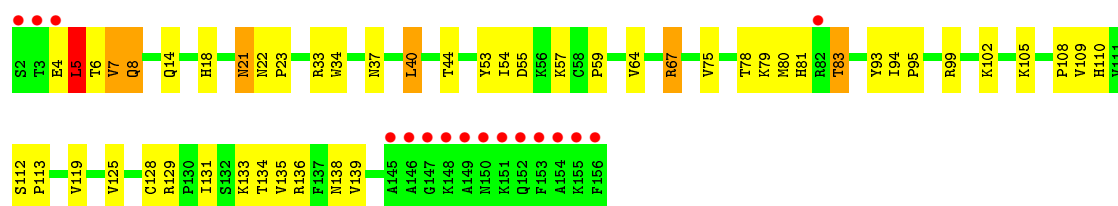
- Molecule 59: 40S ribosomal protein S10-A



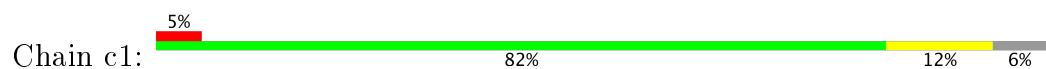
- Molecule 59: 40S ribosomal protein S10-A



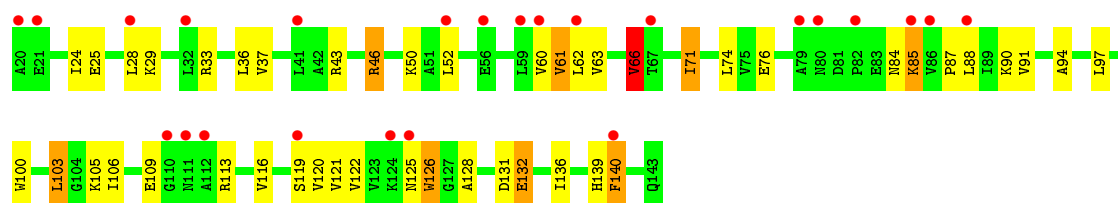
- Molecule 60: 40S ribosomal protein S11-A



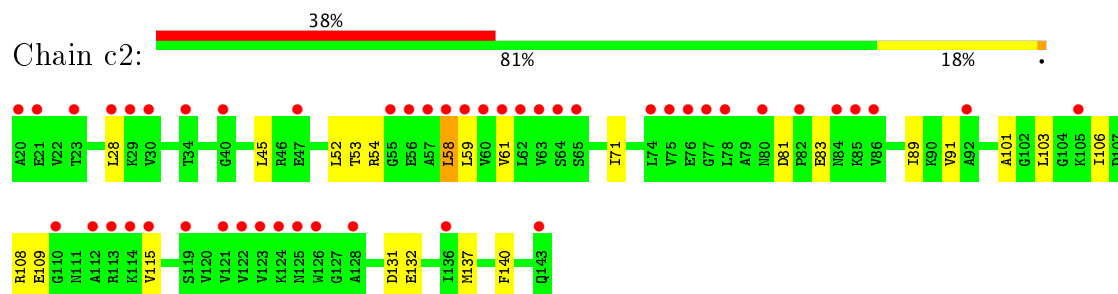
- Molecule 60: 40S ribosomal protein S11-A



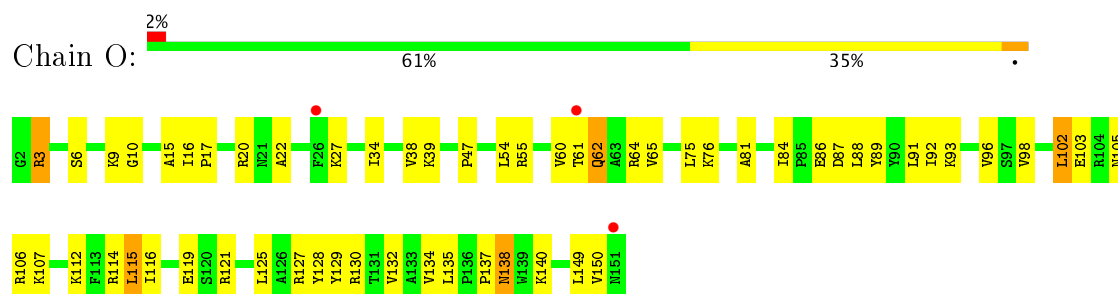
- Molecule 61: 40S ribosomal protein S12



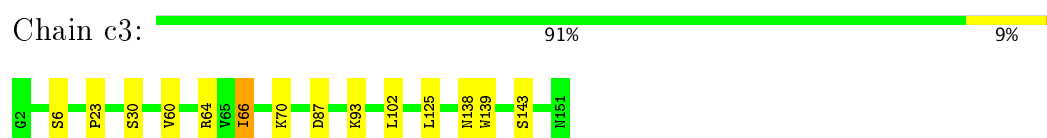
- Molecule 61: 40S ribosomal protein S12



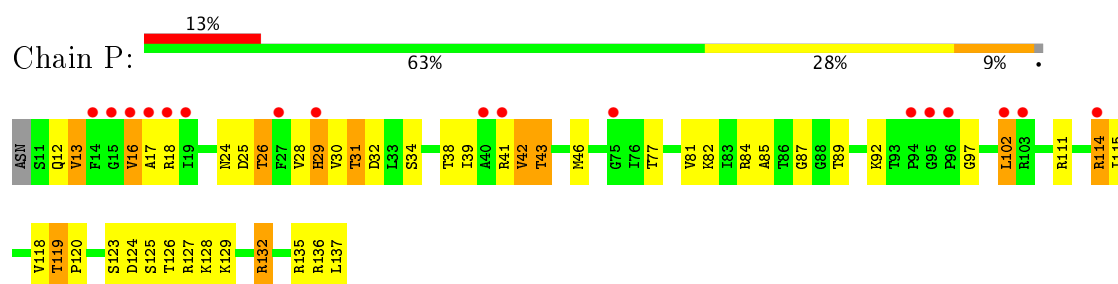
- Molecule 62: 40S ribosomal protein S13



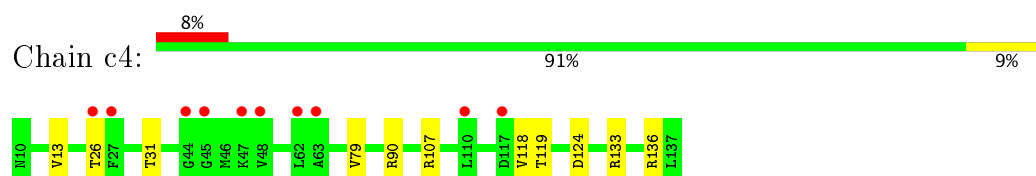
- Molecule 62: 40S ribosomal protein S13



- Molecule 63: 40S ribosomal protein S14-B

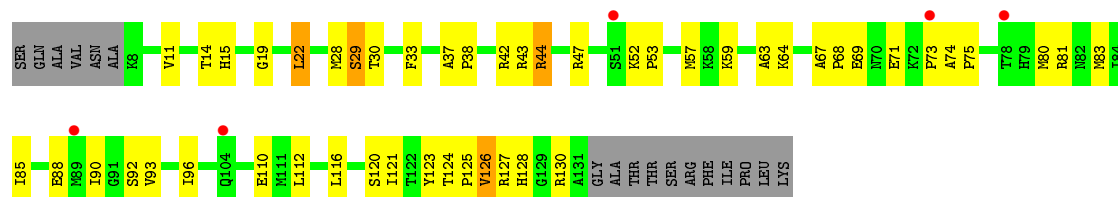


- Molecule 63: 40S ribosomal protein S14-B

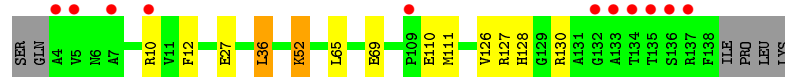
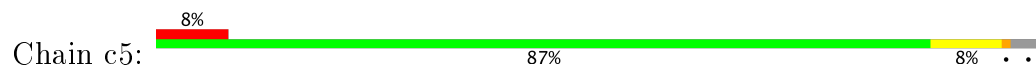


- Molecule 64: 40S ribosomal protein S15

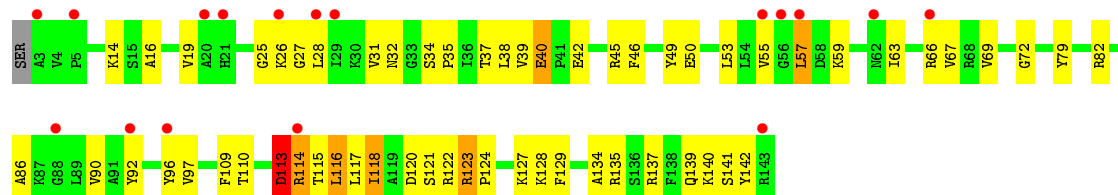





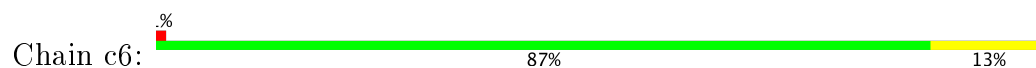
- Molecule 64: 40S ribosomal protein S15



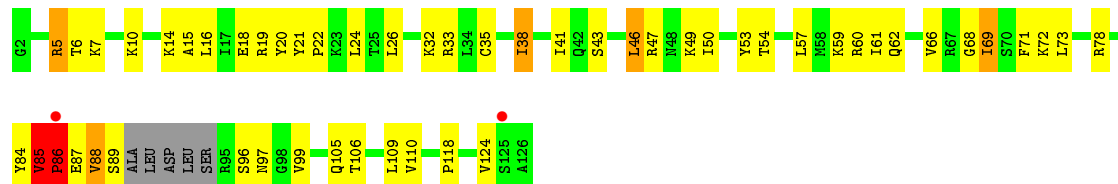
- Molecule 65: 40S ribosomal protein S16-A



- Molecule 65: 40S ribosomal protein S16-A



- Molecule 66: 40S ribosomal protein S17-B

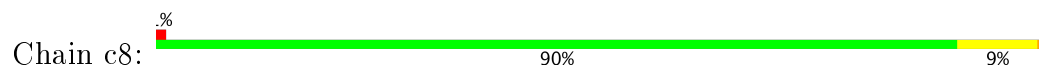


- Molecule 67: 40S ribosomal protein S18-A

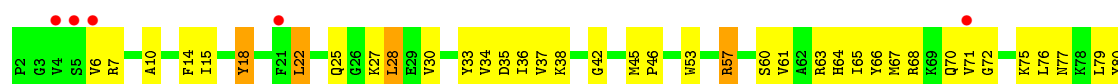




- Molecule 67: 40S ribosomal protein S18-A



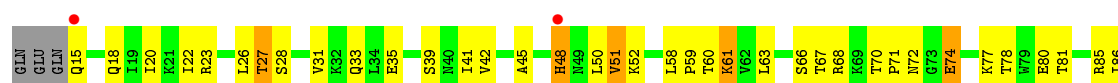
- Molecule 68: 40S ribosomal protein S19-A



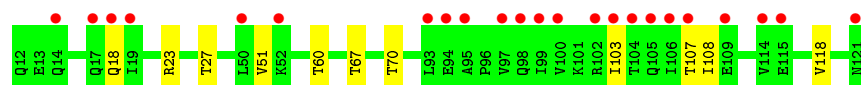
- Molecule 68: 40S ribosomal protein S19-A



- Molecule 69: 40S ribosomal protein S20

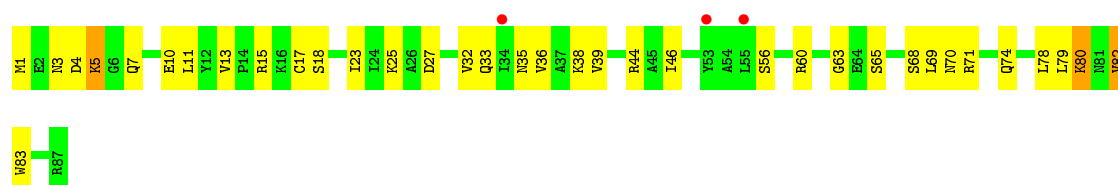


- Molecule 69: 40S ribosomal protein S20



- Molecule 70: 40S ribosomal protein S21-A





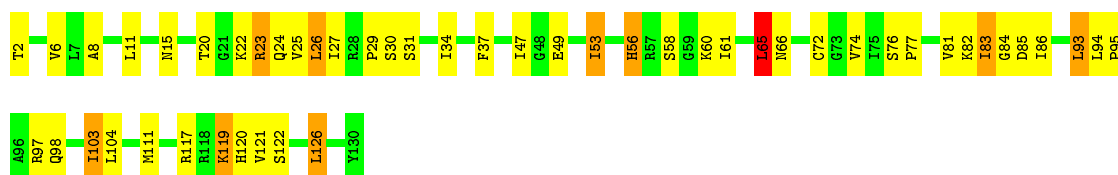
- Molecule 70: 40S ribosomal protein S21-A

Chain d1: 91% 9%



- Molecule 71: 40S ribosomal protein S22-A

Chain X: 61% 31% 7%



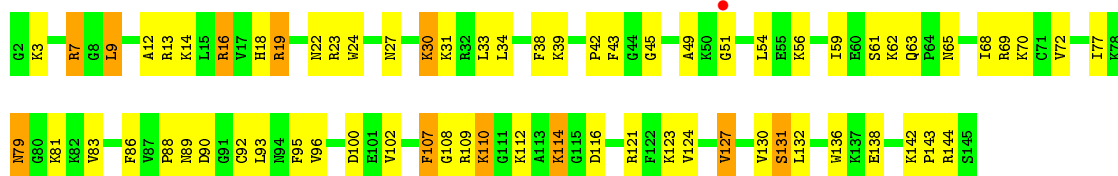
- Molecule 71: 40S ribosomal protein S22-A

Chain d2: 91% 9%



- Molecule 72: 40S ribosomal protein S23-A

Chain Y: 53% 40% 8%



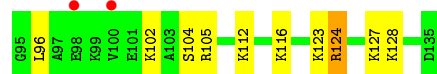
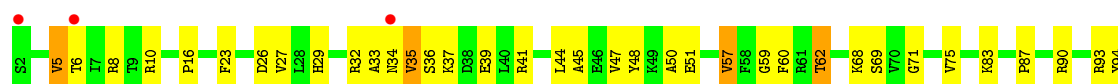
- Molecule 72: 40S ribosomal protein S23-A

Chain d3: 92% 8%

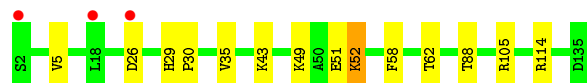
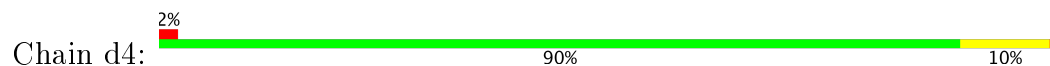


- Molecule 73: 40S ribosomal protein S24-A

Chain Z: 4% 66% 31%



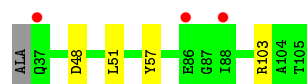
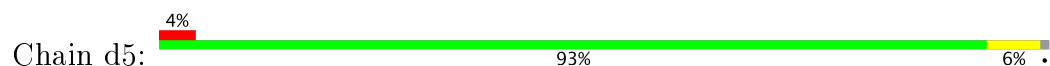
- Molecule 73: 40S ribosomal protein S24-A



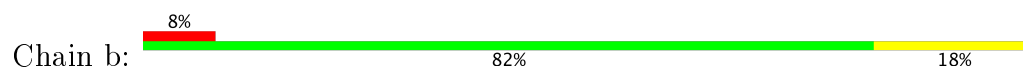
- Molecule 74: 40S ribosomal protein S25-A



- Molecule 74: 40S ribosomal protein S25-A



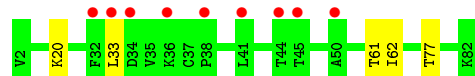
- Molecule 75: 40S ribosomal protein S26-B



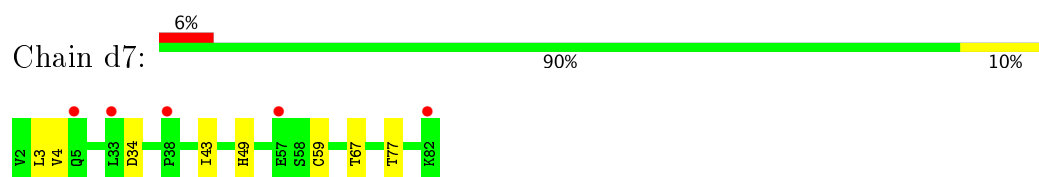
- Molecule 75: 40S ribosomal protein S26-B



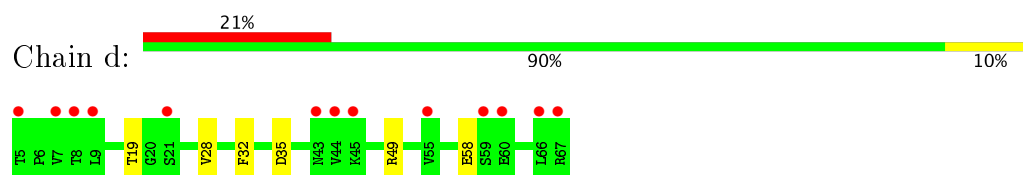
- Molecule 76: 40S ribosomal protein S27-A



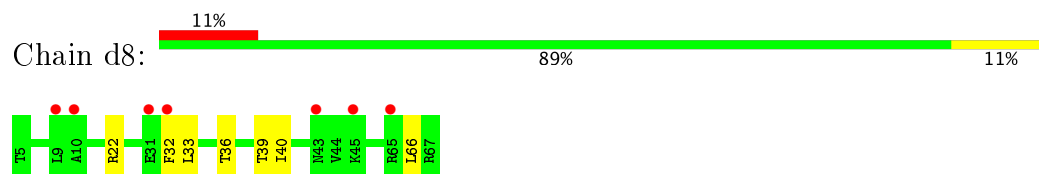
- Molecule 76: 40S ribosomal protein S27-A



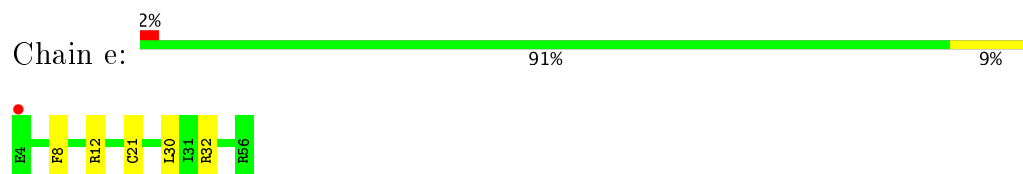
- Molecule 77: 40S ribosomal protein S28-A



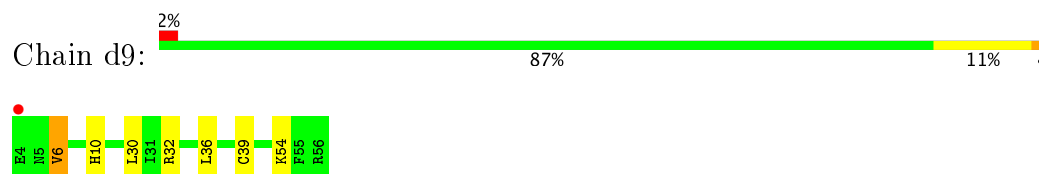
- Molecule 77: 40S ribosomal protein S28-A



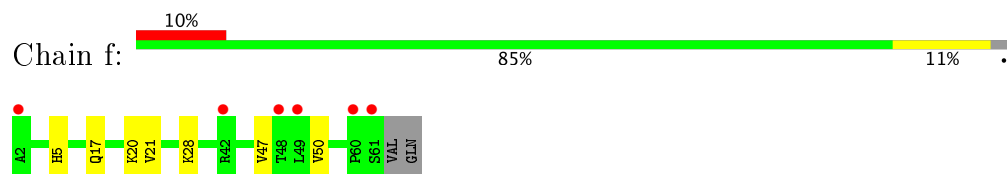
- Molecule 78: 40S ribosomal protein S29-A



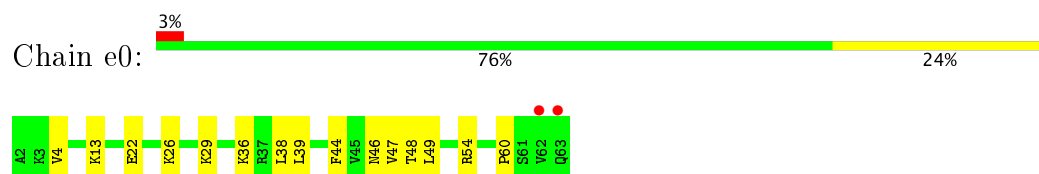
- Molecule 78: 40S ribosomal protein S29-A



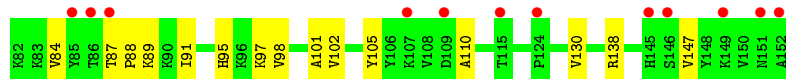
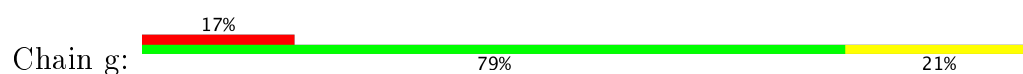
- Molecule 79: 40S ribosomal protein S30-A



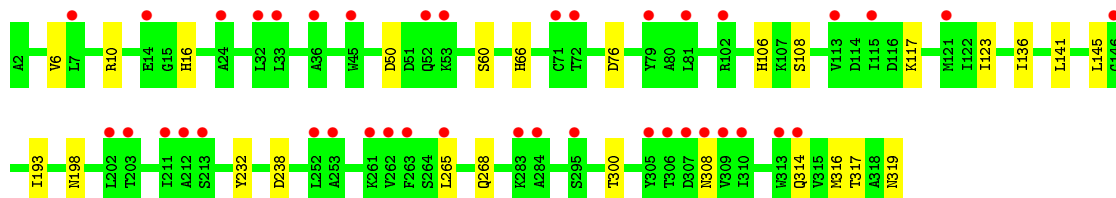
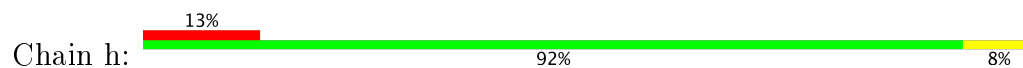
- Molecule 79: 40S ribosomal protein S30-A



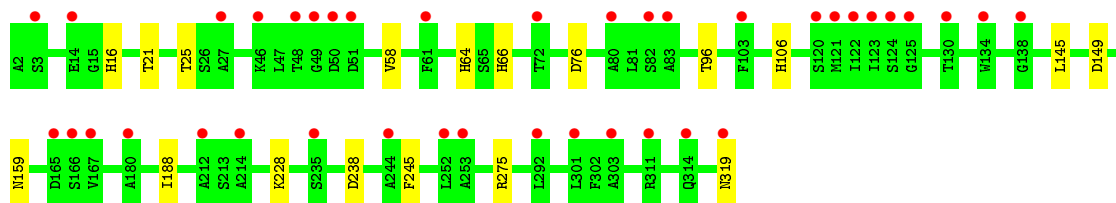
- Molecule 80: Ubiquitin-40S ribosomal protein S31



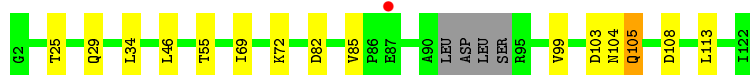
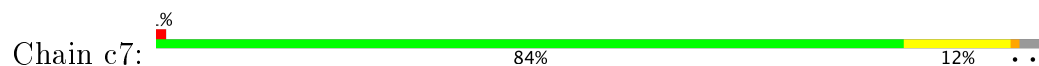
- Molecule 81: Guanine nucleotide-binding protein subunit beta-like protein



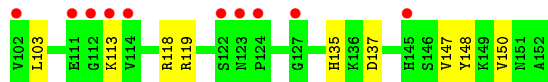
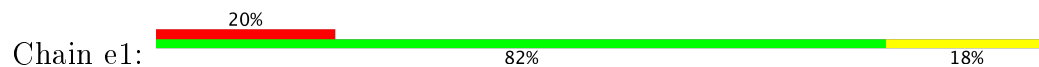
- Molecule 81: Guanine nucleotide-binding protein subunit beta-like protein



- Molecule 82: 40S ribosomal protein S17-A



- Molecule 83: Ubiquitin-40S ribosomal protein S31



4 Data and refinement statistics

Property	Value	Source
Space group	P 1 21 1	Depositor
Cell constants a, b, c, α , β , γ	304.08Å 286.55Å 436.55Å 90.00° 99.05° 90.00°	Depositor
Resolution (Å)	98.38 – 3.50 98.38 – 3.50	Depositor EDS
% Data completeness (in resolution range)	100.0 (98.38-3.50) 100.0 (98.38-3.50)	Depositor EDS
R_{merge}	0.57	Depositor
R_{sym}	(Not available)	Depositor
$\langle I/\sigma(I) \rangle$ ¹	1.30 (at 3.49Å)	Xtriage
Refinement program	PHENIX	Depositor
R, R_{free}	0.195 , 0.239 0.195 , 0.239	Depositor DCC
R_{free} test set	18327 reflections (1.98%)	DCC
Wilson B-factor (Å ²)	71.3	Xtriage
Anisotropy	0.145	Xtriage
Bulk solvent k_{sol} (e/Å ³), B_{sol} (Å ²)	0.29 , 84.2	EDS
L-test for twinning ²	$\langle L \rangle = 0.43$, $\langle L^2 \rangle = 0.25$	Xtriage
Estimated twinning fraction	No twinning to report.	Xtriage
F_o, F_c correlation	0.91	EDS
Total number of atoms	409590	wwPDB-VP
Average B, all atoms (Å ²)	79.0	wwPDB-VP

Xtriage's analysis on translational NCS is as follows: *The largest off-origin peak in the Patterson function is 1.54% of the height of the origin peak. No significant pseudotranslation is detected.*

¹Intensities estimated from amplitudes.

²Theoretical values of $\langle |L| \rangle$, $\langle L^2 \rangle$ for acentric reflections are 0.5, 0.333 respectively for untwinned datasets, and 0.375, 0.2 for perfectly twinned datasets.

5 Model quality ⓘ

5.1 Standard geometry ⓘ

Bond lengths and bond angles in the following residue types are not validated in this section: 7MB, ZN, OHX, MG

The Z score for a bond length (or angle) is the number of standard deviations the observed value is removed from the expected value. A bond length (or angle) with $|Z| > 5$ is considered an outlier worth inspection. RMSZ is the root-mean-square of all Z scores of the bond lengths (or angles).

Mol	Chain	Bond lengths		Bond angles	
		RMSZ	# $ Z > 5$	RMSZ	# $ Z > 5$
1	1	0.68	3/75394 (0.0%)	1.16	271/117545 (0.2%)
1	AR	0.72	2/75394 (0.0%)	1.19	322/117545 (0.3%)
2	3	0.63	0/2883	1.06	5/4491 (0.1%)
2	AS	0.68	0/2883	1.09	3/4491 (0.1%)
3	4	0.62	0/3746	1.11	7/5832 (0.1%)
3	AT	0.61	0/3746	1.07	7/5832 (0.1%)
4	CD	0.46	0/1948	0.67	0/2617
4	j	0.47	0/1948	0.66	1/2617 (0.0%)
5	CE	0.56	0/3146	0.69	0/4228
5	k	0.51	0/3146	0.65	0/4228
6	CF	0.49	0/2800	0.71	3/3790 (0.1%)
6	l	0.50	0/2800	0.70	1/3790 (0.0%)
7	CG	0.50	0/2425	0.62	0/3271
7	m	0.41	0/2425	0.58	0/3271
8	CH	0.51	0/1260	0.64	0/1694
8	n	0.50	0/1260	0.64	0/1694
9	CI	0.53	0/1821	0.67	0/2451
9	o	0.52	0/1821	0.66	1/2451 (0.0%)
10	CJ	0.38	0/1836	0.57	1/2481 (0.0%)
10	p	0.38	0/1836	0.56	0/2481
11	CK	0.52	0/1539	0.65	0/2073
11	q	0.46	0/1539	0.59	0/2073
12	CL	0.50	0/1741	0.64	0/2335
12	r	0.49	0/1741	0.62	1/2335 (0.0%)
13	CM	0.48	0/1374	0.64	0/1842
13	s	0.40	0/1374	0.60	0/1842
14	CN	0.47	0/1568	0.64	0/2106
14	t	0.49	0/1568	0.67	0/2106
15	CO	0.53	0/1068	0.64	0/1438
15	u	0.48	0/1068	0.64	0/1438
16	CP	0.47	0/1757	0.61	0/2354
16	v	0.52	0/1757	0.66	0/2354

Mol	Chain	Bond lengths		Bond angles	
		RMSZ	# Z >5	RMSZ	# Z >5
17	CQ	0.64	0/1585	0.70	1/2128 (0.0%)
17	w	0.56	0/1585	0.67	0/2128
18	CR	0.54	0/1443	0.67	0/1944
18	x	0.52	0/1443	0.66	0/1944
19	CS	0.47	0/1465	0.67	0/1965
19	y	0.51	0/1465	0.68	0/1965
20	CT	0.45	0/1538	0.64	0/2050
20	z	0.37	0/1538	0.55	0/2050
21	0	0.51	0/1481	0.68	0/1990
21	CU	0.55	0/1481	0.69	0/1990
22	2	0.52	0/1300	0.64	0/1743
22	CV	0.52	0/1300	0.64	0/1743
23	5	0.36	0/812	0.55	0/1099
23	CW	0.39	0/812	0.59	0/1099
24	CX	0.58	0/1018	0.69	0/1369
24	l2	0.47	0/1018	0.63	0/1369
25	6	0.57	0/42490	1.06	96/66207 (0.1%)
25	A	0.47	0/42443	0.97	50/66134 (0.1%)
26	7	0.39	0/712	0.55	0/958
26	CY	0.48	0/712	0.66	0/958
27	8	0.43	0/979	0.63	0/1321
27	CZ	0.45	0/979	0.63	1/1321 (0.1%)
28	9	0.45	0/1004	0.69	1/1341 (0.1%)
28	DA	0.44	0/1004	0.67	0/1341
29	AA	0.36	0/1118	0.53	0/1497
29	DB	0.36	0/1118	0.56	0/1497
30	AB	0.48	0/1204	0.70	0/1612
30	DC	0.49	0/1204	0.74	0/1612
31	AC	0.43	0/473	0.65	1/629 (0.2%)
31	DD	0.48	0/473	0.64	0/629
32	AD	0.33	0/751	0.51	0/1008
32	DE	0.38	0/751	0.55	0/1008
33	AE	0.42	0/890	0.58	0/1196
33	DF	0.49	0/890	0.65	0/1196
34	AF	0.55	0/1041	0.66	0/1394
34	DG	0.55	0/1041	0.64	0/1394
35	AG	0.55	0/868	0.70	0/1168
35	DH	0.55	0/868	0.67	0/1168
36	AH	0.40	0/890	0.57	0/1189
36	DI	0.39	0/890	0.60	0/1189
37	AI	0.44	0/978	0.58	0/1301
37	DJ	0.42	0/978	0.53	0/1301
38	AJ	0.44	0/778	0.61	0/1034

Mol	Chain	Bond lengths		Bond angles	
		RMSZ	# Z >5	RMSZ	# Z >5
38	DK	0.41	0/778	0.58	0/1034
39	AK	0.49	0/696	0.72	0/923
39	DL	0.44	0/696	0.63	0/923
40	AL	0.36	0/618	0.52	0/826
40	DM	0.38	0/618	0.55	0/826
41	AM	0.46	0/443	0.67	0/588
41	DN	0.44	0/443	0.63	0/588
42	AN	0.50	0/423	0.67	0/562
42	DO	0.56	0/423	0.73	1/562 (0.2%)
43	AO	0.42	0/234	0.64	0/300
43	DP	0.49	0/234	0.58	0/300
44	AP	0.48	0/860	0.72	1/1136 (0.1%)
44	DQ	0.48	0/860	0.68	0/1136
45	AQ	0.44	0/701	0.61	0/934
45	DR	0.48	0/701	0.71	1/934 (0.1%)
46	i	0.37	0/1113	0.57	1/1502 (0.1%)
47	p0	0.36	0/1092	0.53	0/1474
48	sM	0.41	0/480	0.64	0/642
49	B	0.37	0/1617	0.59	0/2215
49	s0	0.39	0/1623	0.59	0/2222
50	C	0.32	0/1735	0.57	1/2335 (0.0%)
50	s1	0.36	0/1748	0.60	1/2352 (0.0%)
51	D	0.36	0/1665	0.57	0/2263
51	s2	0.43	0/1665	0.62	0/2263
52	E	0.35	0/1759	0.56	0/2368
52	s3	0.33	0/1759	0.53	0/2368
53	F	0.36	0/2109	0.61	1/2839 (0.0%)
53	s4	0.41	0/2109	0.63	0/2839
54	G	0.32	0/1629	0.52	0/2202
54	s5	0.36	0/1629	0.56	0/2202
55	H	0.34	0/1823	0.53	0/2439
55	s6	0.40	0/1779	0.54	0/2379
56	I	0.33	0/1506	0.59	0/2028
56	s7	0.35	0/1516	0.57	0/2043
57	J	0.40	0/1514	0.60	0/2021
57	s8	0.44	0/1514	0.65	1/2021 (0.0%)
58	K	0.32	0/1519	0.58	0/2035
58	s9	0.40	0/1519	0.58	0/2035
59	L	0.35	0/789	0.66	1/1067 (0.1%)
59	c0	0.33	0/776	0.64	3/1047 (0.3%)
60	M	0.43	0/1239	0.62	1/1673 (0.1%)
60	c1	0.47	0/1194	0.62	0/1610
61	N	0.34	0/898	0.63	0/1220

Mol	Chain	Bond lengths		Bond angles	
		RMSZ	# Z >5	RMSZ	# Z >5
61	c2	0.29	0/898	0.59	1/1220 (0.1%)
62	O	0.35	0/1215	0.55	0/1638
62	c3	0.41	0/1215	0.59	0/1638
63	P	0.34	0/901	0.61	0/1217
63	c4	0.40	0/960	0.66	0/1290
64	Q	0.34	0/998	0.59	0/1341
64	c5	0.38	0/1060	0.62	1/1426 (0.1%)
65	R	0.35	0/1125	0.58	0/1510
65	c6	0.39	0/1131	0.57	0/1518
66	S	0.37	0/935	0.65	2/1254 (0.2%)
67	T	0.35	0/1211	0.55	0/1628
67	c8	0.39	0/1211	0.59	0/1628
68	U	0.33	0/1130	0.53	0/1517
68	c9	0.36	0/1130	0.53	0/1517
69	V	0.37	0/865	0.60	0/1169
69	d0	0.37	0/892	0.58	0/1205
70	W	0.35	0/693	0.53	0/935
70	d1	0.38	0/693	0.60	0/935
71	X	0.36	0/1038	0.67	2/1395 (0.1%)
71	d2	0.45	0/1038	0.62	0/1395
72	Y	0.44	0/1139	0.64	0/1518
72	d3	0.51	0/1139	0.67	0/1518
73	Z	0.34	0/1087	0.50	0/1449
73	d4	0.40	0/1087	0.61	0/1449
74	a	0.33	0/571	0.60	0/768
74	d5	0.34	0/566	0.56	0/761
75	b	0.37	0/782	0.59	0/1047
75	d6	0.42	0/782	0.60	0/1047
76	c	0.33	0/620	0.56	0/838
76	d7	0.36	0/620	0.58	0/838
77	d	0.29	0/499	0.52	0/670
77	d8	0.32	0/499	0.54	0/670
78	d9	0.40	0/452	0.57	0/600
78	e	0.42	0/452	0.61	0/600
79	e0	0.41	0/499	0.70	0/665
79	f	0.36	0/483	0.60	0/643
80	g	0.41	0/577	0.73	0/770
81	h	0.31	0/2490	0.51	0/3389
81	sR	0.32	0/2495	0.51	0/3395
82	c7	0.37	0/914	0.58	0/1224
83	e1	0.33	0/404	0.67	0/542
All	All	0.56	5/429965 (0.0%)	0.96	792/631328 (0.1%)

Chiral center outliers are detected by calculating the chiral volume of a chiral center and verifying if the center is modelled as a planar moiety or with the opposite hand. A planarity outlier is detected by checking planarity of atoms in a peptide group, atoms in a mainchain group or atoms of a sidechain that are expected to be planar.

Mol	Chain	#Chirality outliers	#Planarity outliers
7	CG	0	1
10	CJ	0	1
12	CL	0	1
15	u	0	1
17	CQ	0	1
17	w	0	1
20	CT	0	1
22	2	0	1
26	7	0	1
26	CY	0	2
28	9	0	1
28	DA	0	1
29	DB	0	1
30	AB	0	1
31	AC	0	1
48	sM	0	1
49	B	0	1
50	s1	0	1
51	D	0	1
51	s2	0	1
52	E	0	1
52	s3	0	1
53	F	0	1
54	G	0	2
54	s5	0	1
56	I	0	2
56	s7	0	4
58	K	0	1
61	c2	0	4
64	Q	0	1
64	c5	0	1
65	R	0	2
65	c6	0	1
66	S	0	2
73	d4	0	2
74	a	0	1
80	g	0	2
82	c7	0	1
All	All	0	51

All (5) bond length outliers are listed below:

Mol	Chain	Res	Type	Atoms	Z	Observed(Å)	Ideal(Å)
1	AR	895	A	C5-C6	-5.81	1.35	1.41
1	1	936	A	N9-C4	-5.30	1.34	1.37
1	AR	2911	A	N9-C4	-5.05	1.34	1.37
1	1	1865	A	N9-C4	-5.05	1.34	1.37
1	1	3180	A	N9-C4	-5.03	1.34	1.37

All (792) bond angle outliers are listed below:

Mol	Chain	Res	Type	Atoms	Z	Observed(°)	Ideal(°)
1	AR	2821	C	C6-N1-C2	-9.74	116.40	120.30
1	1	637	C	C6-N1-C2	9.70	124.18	120.30
3	4	94	C	C6-N1-C2	9.68	124.17	120.30
1	1	2727	A	N1-C6-N6	-9.61	112.84	118.60
25	6	163	G	N3-C4-N9	-9.23	120.46	126.00
1	AR	2392	C	C6-N1-C2	9.20	123.98	120.30
1	AR	2937	G	N1-C6-O6	9.13	125.38	119.90
25	6	1537	C	C6-N1-C2	-9.11	116.66	120.30
1	AR	2714	G	N3-C4-C5	9.09	133.15	128.60
1	1	435	C	C6-N1-C2	9.04	123.91	120.30
1	AR	2866	U	N3-C2-O2	-8.90	115.97	122.20
1	AR	1897	G	N1-C6-O6	8.71	125.12	119.90
1	1	3217	C	C2-N1-C1'	8.57	128.23	118.80
1	AR	2353	G	N1-C6-O6	8.52	125.01	119.90
1	AR	921	A	N1-C6-N6	-8.42	113.55	118.60
1	AR	3217	C	N1-C2-O2	8.33	123.90	118.90
1	AR	2871	G	C5-C6-O6	-8.19	123.69	128.60
1	1	783	A	N1-C6-N6	8.14	123.48	118.60
1	AR	3093	C	C6-N1-C2	8.13	123.55	120.30
66	S	85	VAL	C-N-CD	-8.05	102.89	120.60
1	1	2866	U	N3-C2-O2	-8.05	116.56	122.20
1	1	676	G	C8-N9-C4	-7.89	103.25	106.40
1	AR	2257	C	C6-N1-C2	-7.83	117.17	120.30
25	A	728	U	C2-N1-C1'	7.82	127.08	117.70
1	AR	1307	G	P-O3'-C3'	7.80	129.06	119.70
1	AR	2263	C	C4-C5-C6	-7.71	113.54	117.40
25	6	163	G	N3-C2-N2	-7.69	114.52	119.90
1	AR	2906	C	C6-N1-C2	7.68	123.37	120.30
1	1	3217	C	C6-N1-C2	-7.65	117.24	120.30
1	AR	2137	U	O5'-P-OP1	-7.63	98.83	105.70
1	1	1367	G	N1-C6-O6	7.60	124.46	119.90
1	AR	2714	G	N3-C4-N9	-7.58	121.45	126.00
1	AR	3217	C	N3-C2-O2	-7.58	116.59	121.90

Continued on next page...

Continued from previous page...

Mol	Chain	Res	Type	Atoms	Z	Observed(°)	Ideal(°)
1	1	1852	G	N1-C6-O6	7.58	124.45	119.90
1	AR	3214	U	N3-C2-O2	-7.57	116.90	122.20
1	1	676	G	C4-N9-C1'	7.53	136.29	126.50
1	1	3216	G	N1-C6-O6	7.52	124.41	119.90
25	A	553	G	N1-C6-O6	7.52	124.41	119.90
1	AR	1437	C	C6-N1-C2	-7.49	117.30	120.30
1	AR	1858	A	C8-N9-C4	-7.47	102.81	105.80
1	AR	1612	A	N1-C6-N6	7.46	123.08	118.60
1	1	3216	G	C5-C6-O6	-7.46	124.12	128.60
25	A	507	U	N1-C2-O2	7.46	128.02	122.80
25	A	728	U	N1-C2-O2	7.43	128.00	122.80
1	AR	2372	A	N1-C6-N6	7.41	123.05	118.60
1	AR	1116	G	O5'-P-OP1	-7.40	99.04	105.70
1	AR	3145	C	C6-N1-C2	7.40	123.26	120.30
1	AR	895	A	N1-C6-N6	7.39	123.03	118.60
1	1	937	G	N3-C4-C5	7.38	132.29	128.60
1	AR	1897	G	C4-C5-N7	7.33	113.73	110.80
12	r	57	LEU	CA-CB-CG	7.32	132.14	115.30
25	A	507	U	N3-C2-O2	-7.32	117.07	122.20
1	1	1115	G	C6-C5-N7	-7.30	126.02	130.40
1	AR	1858	A	N3-C4-C5	-7.28	121.70	126.80
1	AR	2197	C	C6-N1-C2	7.27	123.21	120.30
25	A	507	U	C2-N1-C1'	7.27	126.42	117.70
1	1	676	G	N3-C4-C5	-7.25	124.98	128.60
1	AR	1858	A	C2-N3-C4	7.21	114.21	110.60
3	AT	99	C	C6-N1-C2	7.20	123.18	120.30
25	6	1473	U	C2-N1-C1'	7.17	126.31	117.70
1	1	1167	U	N3-C2-O2	-7.16	117.19	122.20
1	AR	1149	G	N1-C6-O6	7.16	124.19	119.90
1	1	2946	A	N1-C6-N6	7.16	122.89	118.60
1	AR	1897	G	C5-C6-O6	-7.15	124.31	128.60
1	1	2930	A	C8-N9-C4	7.13	108.65	105.80
1	1	2987	A	N1-C6-N6	7.12	122.87	118.60
25	6	1773	C	N3-C4-C5	-7.12	119.05	121.90
1	AR	921	A	N9-C4-C5	7.03	108.61	105.80
1	AR	2699	G	N1-C6-O6	7.03	124.12	119.90
1	1	639	G	C5-C6-O6	-7.03	124.38	128.60
1	AR	2937	G	C5-C6-O6	-7.03	124.39	128.60
1	1	421	G	N3-C4-N9	7.01	130.21	126.00
1	1	2714	G	N3-C4-N9	-7.01	121.80	126.00
1	1	343	U	O5'-P-OP2	-7.00	99.40	105.70
1	AR	1303	A	C8-N9-C4	7.00	108.60	105.80

Continued on next page...

Continued from previous page...

Mol	Chain	Res	Type	Atoms	Z	Observed(°)	Ideal(°)
1	AR	1367	G	C5-C6-N1	-6.99	108.00	111.50
25	6	965	U	N1-C2-O2	6.98	127.68	122.80
1	1	645	A	N1-C6-N6	-6.94	114.43	118.60
1	AR	2950	G	C8-N9-C4	-6.93	103.63	106.40
25	6	1000	C	C6-N1-C2	-6.93	117.53	120.30
1	1	1422	G	N1-C6-O6	6.93	124.06	119.90
1	AR	2354	C	N1-C2-O2	-6.93	114.74	118.90
2	AS	101	G	N1-C6-O6	6.92	124.05	119.90
25	A	1428	G	O5'-P-OP1	-6.92	99.47	105.70
1	1	1114	U	O5'-P-OP2	-6.91	99.48	105.70
1	AR	1342	C	C6-N1-C2	6.91	123.06	120.30
1	1	3092	C	C6-N1-C2	6.91	123.06	120.30
25	A	1280	C	C6-N1-C2	-6.90	117.54	120.30
1	AR	648	C	O5'-P-OP1	-6.89	99.50	105.70
1	AR	2353	G	C5-C6-O6	-6.89	124.47	128.60
1	AR	2416	U	O5'-P-OP2	-6.85	99.54	105.70
1	AR	2870	C	N1-C2-O2	-6.84	114.80	118.90
1	AR	2871	G	N1-C6-O6	6.84	124.00	119.90
1	1	639	G	N1-C6-O6	6.84	124.00	119.90
1	1	2871	G	C4-C5-N7	6.82	113.53	110.80
1	1	2831	G	N1-C6-O6	6.81	123.99	119.90
1	AR	895	A	C6-C5-N7	-6.80	127.54	132.30
1	AR	974	G	C8-N9-C4	-6.80	103.68	106.40
25	6	1473	U	N3-C2-O2	-6.79	117.45	122.20
1	1	2821	C	C6-N1-C2	-6.79	117.59	120.30
25	6	144	U	N3-C2-O2	-6.77	117.46	122.20
53	F	193	GLY	N-CA-C	6.74	129.95	113.10
25	A	728	U	N3-C2-O2	-6.73	117.49	122.20
61	c2	58	LEU	CA-CB-CG	6.72	130.77	115.30
1	1	645	A	N1-C2-N3	6.71	132.66	129.30
1	AR	2827	U	C5-C6-N1	-6.71	119.34	122.70
1	AR	637	C	P-O3'-C3'	6.70	127.74	119.70
25	6	980	G	N1-C6-O6	-6.70	115.88	119.90
6	l	182	LEU	CA-CB-CG	6.66	130.62	115.30
1	AR	1433	A	C8-N9-C4	-6.66	103.14	105.80
1	1	1279	C	C6-N1-C2	-6.65	117.64	120.30
1	1	1897	G	N1-C6-O6	6.64	123.89	119.90
1	1	793	C	C6-N1-C2	-6.63	117.65	120.30
46	i	167	PRO	N-CA-CB	6.63	111.25	103.30
1	1	2643	A	C8-N9-C4	6.62	108.45	105.80
1	AR	3306	U	C5-C4-O4	6.62	129.87	125.90
25	A	1389	C	N1-C2-O2	6.61	122.86	118.90

Continued on next page...

Continued from previous page...

Mol	Chain	Res	Type	Atoms	Z	Observed(°)	Ideal(°)
1	AR	3344	A	C5-N7-C8	-6.61	100.60	103.90
1	1	917	A	O5'-P-OP2	-6.59	99.77	105.70
1	1	304	G	N3-C2-N2	-6.58	115.30	119.90
1	AR	2156	C	C6-N1-C2	6.58	122.93	120.30
1	AR	2353	G	C6-C5-N7	-6.58	126.45	130.40
1	AR	32	U	N3-C2-O2	-6.56	117.61	122.20
1	1	2287	C	C6-N1-C2	-6.54	117.68	120.30
1	AR	3344	A	N7-C8-N9	6.54	117.07	113.80
1	1	3217	C	N3-C2-O2	-6.53	117.33	121.90
1	AR	2870	C	N3-C2-O2	6.53	126.47	121.90
1	AR	1495	U	C5-C6-N1	-6.52	119.44	122.70
1	AR	2937	G	C4-C5-N7	6.52	113.41	110.80
1	AR	637	C	C2-N1-C1'	6.51	125.97	118.80
50	s1	231	LEU	CA-CB-CG	6.51	130.28	115.30
1	1	1131	G	C5-C6-O6	-6.51	124.69	128.60
1	AR	2714	G	C2-N3-C4	-6.51	108.64	111.90
25	6	1000	C	C2-N1-C1'	6.51	125.96	118.80
60	M	5	LEU	CA-CB-CG	6.51	130.27	115.30
1	1	2197	C	C6-N1-C2	6.50	122.90	120.30
1	1	1307	G	P-O3'-C3'	6.50	127.50	119.70
25	6	1082	C	C5-C6-N1	6.49	124.25	121.00
25	6	435	C	N1-C2-O2	6.48	122.79	118.90
1	1	2307	G	N1-C6-O6	-6.47	116.02	119.90
1	AR	504	A	N1-C6-N6	6.47	122.48	118.60
25	6	1096	C	C6-N1-C2	6.47	122.89	120.30
1	1	676	G	N7-C8-N9	6.47	116.34	113.10
1	AR	1661	G	C8-N9-C4	6.46	108.98	106.40
1	AR	800	G	N9-C4-C5	-6.45	102.82	105.40
1	1	1269	U	C2-N1-C1'	6.42	125.40	117.70
1	1	2943	G	N1-C6-O6	6.42	123.75	119.90
3	4	99	C	C6-N1-C2	6.42	122.87	120.30
1	AR	800	G	C8-N9-C4	6.41	108.96	106.40
45	DR	50	GLY	N-CA-C	-6.40	97.09	113.10
1	1	2764	C	C6-N1-C2	-6.40	117.74	120.30
1	1	111	C	C6-N1-C2	6.39	122.86	120.30
1	AR	1484	U	C6-N1-C2	6.39	124.84	121.00
25	A	1370	U	P-O3'-C3'	6.39	127.37	119.70
1	AR	3212	C	C6-N1-C2	6.39	122.86	120.30
1	AR	3343	G	N3-C4-N9	6.38	129.83	126.00
1	AR	1117	G	C5-C6-O6	-6.38	124.78	128.60
1	AR	1789	G	C4-N9-C1'	-6.37	118.22	126.50
1	1	2610	G	N1-C6-O6	6.37	123.72	119.90

Continued on next page...

Continued from previous page...

Mol	Chain	Res	Type	Atoms	Z	Observed(°)	Ideal(°)
1	1	2866	U	N1-C2-O2	6.37	127.26	122.80
1	AR	346	C	N1-C2-O2	6.35	122.71	118.90
1	1	2874	G	C5-C6-O6	6.34	132.41	128.60
25	A	581	U	C2-N1-C1'	6.34	125.30	117.70
1	AR	2353	G	C4-C5-N7	6.32	113.33	110.80
25	6	337	G	C4-N9-C1'	6.32	134.72	126.50
1	1	2727	A	N9-C4-C5	6.32	108.33	105.80
1	1	1330	A	C2-N3-C4	-6.32	107.44	110.60
1	AR	2821	C	C5-C6-N1	6.32	124.16	121.00
1	1	1891	A	C8-N9-C4	6.31	108.33	105.80
1	AR	1500	G	C5-C6-O6	-6.31	124.81	128.60
25	A	1389	C	C2-N1-C1'	6.29	125.72	118.80
1	1	2827	U	C5-C6-N1	-6.29	119.56	122.70
25	A	1200	G	N1-C6-O6	6.29	123.67	119.90
1	AR	86	G	N3-C4-N9	6.29	129.77	126.00
1	1	336	A	N1-C6-N6	6.28	122.37	118.60
59	L	88	PRO	N-CA-CB	6.28	110.84	103.30
1	1	676	G	C6-C5-N7	-6.28	126.63	130.40
1	AR	1331	U	C5-C6-N1	-6.28	119.56	122.70
1	1	997	A	N1-C6-N6	-6.27	114.84	118.60
1	1	1360	C	C6-N1-C2	6.27	122.81	120.30
1	1	649	A	C8-N9-C4	6.27	108.31	105.80
1	AR	1604	G	C4-N9-C1'	6.27	134.65	126.50
1	AR	3344	A	C6-C5-N7	-6.27	127.91	132.30
1	AR	1897	G	C5-N7-C8	-6.27	101.17	104.30
1	AR	2355	G	C6-C5-N7	-6.26	126.64	130.40
1	1	2142	A	N1-C6-N6	-6.25	114.85	118.60
25	6	1596	C	C6-N1-C2	-6.24	117.81	120.30
1	AR	1495	U	C5-C4-O4	6.23	129.64	125.90
1	1	321	C	C6-N1-C2	-6.23	117.81	120.30
1	AR	3217	C	C2-N1-C1'	6.23	125.65	118.80
25	6	280	U	C2-N1-C1'	6.22	125.17	117.70
1	AR	2866	U	N1-C2-O2	6.22	127.16	122.80
25	A	554	C	N1-C2-O2	6.22	122.63	118.90
1	1	2927	C	N1-C2-O2	-6.22	115.17	118.90
1	AR	1189	C	C6-N1-C2	6.21	122.78	120.30
1	1	770	G	O4'-C1'-N9	6.21	113.17	108.20
1	1	3278	C	N1-C2-O2	6.21	122.62	118.90
1	AR	3211	C	C6-N1-C2	6.20	122.78	120.30
25	6	163	G	N3-C4-C5	6.20	131.70	128.60
1	AR	917	A	O5'-P-OP2	-6.20	100.12	105.70
1	AR	1367	G	N1-C6-O6	6.20	123.62	119.90

Continued on next page...

Continued from previous page...

Mol	Chain	Res	Type	Atoms	Z	Observed(°)	Ideal(°)
1	AR	907	G	C5-C6-O6	-6.19	124.88	128.60
1	1	65	A	P-O3'-C3'	6.19	127.13	119.70
1	AR	3306	U	N3-C2-O2	-6.17	117.88	122.20
1	1	1429	G	N3-C4-N9	6.16	129.70	126.00
1	1	1847	A	N1-C6-N6	-6.15	114.91	118.60
1	1	2714	G	N3-C4-C5	6.15	131.67	128.60
1	AR	2871	G	C4-C5-N7	6.15	113.26	110.80
1	1	1724	U	O4'-C1'-N1	6.15	113.12	108.20
1	AR	422	A	C8-N9-C4	-6.14	103.34	105.80
1	1	3216	G	C4-C5-N7	6.14	113.26	110.80
1	AR	2197	C	N3-C2-O2	6.14	126.20	121.90
1	AR	1495	U	C4-C5-C6	6.14	123.38	119.70
1	1	1495	U	N1-C2-O2	-6.13	118.50	122.80
25	6	1246	C	N1-C2-O2	6.13	122.58	118.90
25	6	448	C	C6-N1-C2	-6.12	117.85	120.30
1	AR	2846	U	N3-C2-O2	-6.12	117.91	122.20
1	1	2871	G	C5-N7-C8	-6.12	101.24	104.30
1	1	1437	C	N3-C2-O2	-6.11	117.62	121.90
1	1	2871	G	N3-C4-C5	6.11	131.66	128.60
1	1	131	C	C6-N1-C2	-6.09	117.86	120.30
1	AR	2314	U	C2-N1-C1'	6.09	125.01	117.70
25	6	425	A	OP2-P-O3'	6.08	118.58	105.20
1	AR	718	G	C4-C5-N7	6.08	113.23	110.80
25	6	163	G	N9-C4-C5	6.08	107.83	105.40
1	AR	2764	C	N3-C2-O2	6.08	126.16	121.90
1	AR	3197	G	N3-C4-N9	-6.08	122.35	126.00
25	A	577	G	N1-C6-O6	6.08	123.55	119.90
1	AR	226	C	N1-C2-O2	6.07	122.54	118.90
1	AR	637	C	C5-C6-N1	6.06	124.03	121.00
1	1	2585	G	N3-C4-C5	-6.06	125.57	128.60
1	AR	895	A	C4-C5-N7	6.05	113.72	110.70
25	6	1747	G	C8-N9-C4	6.04	108.82	106.40
1	AR	2624	G	N1-C6-O6	6.04	123.53	119.90
25	6	1164	G	C5-C6-O6	-6.04	124.97	128.60
1	1	2381	G	C5-C6-O6	-6.03	124.98	128.60
2	3	86	U	C5-C4-O4	6.03	129.52	125.90
71	X	93	LEU	CA-CB-CG	6.03	129.18	115.30
2	AS	87	G	N1-C6-O6	6.03	123.52	119.90
2	3	34	C	C5-C6-N1	6.03	124.01	121.00
25	6	151	G	N9-C4-C5	6.03	107.81	105.40
25	A	353	A	C4-C5-N7	6.03	113.71	110.70
1	AR	1789	G	C6-C5-N7	6.02	134.01	130.40

Continued on next page...

Continued from previous page...

Mol	Chain	Res	Type	Atoms	Z	Observed(°)	Ideal(°)
1	AR	86	G	N9-C4-C5	-6.02	102.99	105.40
1	AR	816	A	C8-N9-C4	-6.02	103.39	105.80
1	AR	2764	C	N1-C2-O2	-6.02	115.29	118.90
1	1	2727	A	C5-C6-N6	6.02	128.51	123.70
1	AR	1134	G	C4-C5-N7	-6.02	108.39	110.80
25	6	20	G	N1-C6-O6	6.02	123.51	119.90
1	AR	2381	G	N1-C6-O6	6.01	123.51	119.90
1	1	2828	G	N1-C6-O6	-6.01	116.30	119.90
1	AR	1495	U	N1-C2-N3	6.00	118.50	114.90
1	AR	2392	C	C2-N1-C1'	-6.00	112.19	118.80
1	1	2946	A	C4-C5-C6	5.99	119.99	117.00
1	AR	1450	G	N1-C6-O6	5.98	123.49	119.90
1	1	1269	U	N1-C2-O2	5.98	126.99	122.80
1	1	1851	G	C5-C6-O6	-5.98	125.01	128.60
1	1	2337	C	C6-N1-C2	-5.98	117.91	120.30
1	AR	645	A	N1-C6-N6	-5.98	115.01	118.60
1	1	971	G	N3-C4-N9	5.97	129.58	126.00
25	6	597	G	N1-C6-O6	5.96	123.47	119.90
25	6	1164	G	C4-C5-N7	5.96	113.18	110.80
1	1	36	C	N1-C2-O2	5.95	122.47	118.90
1	1	3129	A	C8-N9-C4	5.95	108.18	105.80
1	AR	1338	C	C6-N1-C2	-5.95	117.92	120.30
1	1	2169	G	N1-C6-O6	-5.95	116.33	119.90
1	1	916	G	N3-C4-N9	5.95	129.57	126.00
1	1	2643	A	N1-C6-N6	5.95	122.17	118.60
1	AR	406	G	O4'-C1'-N9	5.95	112.96	108.20
1	AR	2699	G	C5-C6-O6	-5.95	125.03	128.60
1	1	979	U	P-O3'-C3'	5.95	126.84	119.70
1	AR	873	C	C6-N1-C2	-5.95	117.92	120.30
1	1	1164	G	N1-C6-O6	-5.94	116.33	119.90
1	AR	2377	G	C8-N9-C4	5.94	108.78	106.40
1	1	2618	G	N1-C6-O6	-5.94	116.34	119.90
1	1	1061	A	C8-N9-C4	5.94	108.17	105.80
25	6	17	C	N3-C2-O2	-5.93	117.75	121.90
1	1	1437	C	C6-N1-C2	-5.93	117.93	120.30
25	6	965	U	N3-C2-O2	-5.93	118.05	122.20
25	6	1150	G	C8-N9-C4	5.93	108.77	106.40
1	AR	2870	C	C2-N1-C1'	-5.93	112.28	118.80
1	1	1115	G	N7-C8-N9	5.92	116.06	113.10
25	A	1039	A	O4'-C1'-N9	5.92	112.93	108.20
1	AR	3306	U	N3-C4-O4	-5.90	115.27	119.40
3	AT	3	A	C5-C6-N6	-5.90	118.98	123.70

Continued on next page...

Continued from previous page...

Mol	Chain	Res	Type	Atoms	Z	Observed(°)	Ideal(°)
59	c0	88	PRO	N-CA-CB	5.89	110.37	103.30
1	1	2928	C	N1-C2-O2	5.89	122.43	118.90
1	1	352	A	C8-N9-C4	5.89	108.16	105.80
1	AR	269	G	C8-N9-C4	5.88	108.75	106.40
1	AR	986	U	N1-C2-O2	5.88	126.91	122.80
1	AR	61	A	C8-N9-C4	-5.87	103.45	105.80
1	1	2827	U	C2-N3-C4	-5.87	123.48	127.00
1	AR	2337	C	N1-C2-O2	5.86	122.42	118.90
1	1	2372	A	N1-C6-N6	5.86	122.12	118.60
1	AR	1319	G	N1-C6-O6	5.86	123.42	119.90
1	AR	984	G	N3-C4-N9	5.86	129.51	126.00
1	AR	2400	G	N1-C6-O6	5.85	123.41	119.90
1	1	2366	C	C6-N1-C2	5.85	122.64	120.30
1	AR	346	C	N3-C2-O2	-5.85	117.80	121.90
1	1	2643	A	C5-C6-N6	-5.85	119.02	123.70
1	AR	2828	G	N1-C6-O6	-5.84	116.39	119.90
1	1	229	G	N1-C6-O6	5.84	123.41	119.90
1	1	2689	A	C8-N9-C4	-5.83	103.47	105.80
1	1	1431	G	C8-N9-C4	5.83	108.73	106.40
1	1	3278	C	C2-N1-C1'	5.83	125.21	118.80
25	6	1535	U	N3-C2-O2	-5.83	118.12	122.20
1	AR	437	G	N7-C8-N9	5.82	116.01	113.10
1	AR	504	A	C4-C5-N7	5.82	113.61	110.70
1	1	3201	C	C6-N1-C2	-5.82	117.97	120.30
1	AR	1396	C	C6-N1-C2	5.82	122.63	120.30
1	AR	2662	G	N1-C6-O6	-5.81	116.41	119.90
1	AR	2943	G	C5-C6-O6	-5.81	125.11	128.60
1	1	2221	G	N1-C6-O6	5.81	123.39	119.90
25	6	561	G	N1-C6-O6	5.81	123.38	119.90
1	AR	2642	A	N1-C6-N6	-5.80	115.12	118.60
25	A	1082	C	C6-N1-C2	-5.80	117.98	120.30
1	AR	518	G	C4-C5-N7	5.80	113.12	110.80
1	1	421	G	N9-C4-C5	-5.80	103.08	105.40
1	AR	943	U	N1-C2-O2	-5.80	118.74	122.80
25	A	934	C	C2-N1-C1'	5.80	125.17	118.80
1	1	2423	U	C5-C6-N1	5.79	125.60	122.70
1	AR	3344	A	N1-C6-N6	5.79	122.08	118.60
1	1	2663	G	N1-C6-O6	-5.79	116.42	119.90
1	AR	408	A	N1-C6-N6	-5.79	115.12	118.60
25	A	1280	C	N3-C4-C5	-5.79	119.58	121.90
1	1	742	G	N1-C6-O6	-5.79	116.43	119.90
1	1	273	A	C8-N9-C4	5.78	108.11	105.80

Continued on next page...

Continued from previous page...

Mol	Chain	Res	Type	Atoms	Z	Observed(°)	Ideal(°)
25	6	1665	U	C5-C6-N1	-5.78	119.81	122.70
1	AR	921	A	C5-C6-N6	5.78	128.32	123.70
1	AR	3054	U	C5-C4-O4	5.78	129.37	125.90
1	1	1851	G	N1-C6-O6	5.78	123.36	119.90
1	AR	2263	C	N3-C2-O2	5.78	125.94	121.90
1	1	783	A	C5-C6-N6	-5.77	119.08	123.70
1	AR	879	U	C5-C4-O4	-5.77	122.44	125.90
1	AR	2372	A	C6-C5-N7	-5.77	128.26	132.30
1	1	1115	G	C4-N9-C1'	5.77	134.00	126.50
1	1	2325	G	C4-C5-N7	5.76	113.11	110.80
1	AR	2383	C	C6-N1-C2	-5.76	118.00	120.30
1	1	1362	G	C8-N9-C4	5.76	108.70	106.40
1	AR	2943	G	N1-C6-O6	5.76	123.35	119.90
1	1	2914	G	C8-N9-C4	5.75	108.70	106.40
1	AR	3373	U	C5-C6-N1	-5.75	119.82	122.70
1	1	3216	G	C6-C5-N7	-5.75	126.95	130.40
25	6	1082	C	C6-N1-C2	-5.75	118.00	120.30
1	AR	921	A	C8-N9-C4	-5.74	103.50	105.80
25	A	720	G	OP1-P-O3'	5.74	117.84	105.20
1	AR	2983	C	C4-C5-C6	5.74	120.27	117.40
1	AR	1117	G	N1-C6-O6	5.73	123.34	119.90
1	1	2726	C	N3-C2-O2	-5.73	117.89	121.90
25	6	426	G	C8-N9-C4	-5.73	104.11	106.40
25	6	1000	C	N3-C2-O2	-5.73	117.89	121.90
44	AP	35	LEU	CA-CB-CG	5.72	128.46	115.30
1	AR	2832	C	C6-N1-C2	5.72	122.59	120.30
1	1	1097	G	P-O3'-C3'	5.71	126.56	119.70
1	AR	2337	C	N3-C2-O2	-5.71	117.90	121.90
1	AR	1462	A	C2-N3-C4	-5.71	107.74	110.60
1	AR	1495	U	C2-N1-C1'	-5.71	110.85	117.70
1	1	1269	U	N3-C2-O2	-5.70	118.21	122.20
25	6	1473	U	N1-C2-O2	5.70	126.79	122.80
3	4	26	U	N3-C2-O2	-5.70	118.21	122.20
1	AR	2364	G	N9-C4-C5	5.70	107.68	105.40
25	6	687	G	N3-C4-N9	-5.70	122.58	126.00
1	AR	925	A	O5'-P-OP1	-5.69	100.58	105.70
1	AR	3362	A	C5-N7-C8	-5.69	101.05	103.90
1	1	1440	G	N3-C4-C5	-5.69	125.75	128.60
2	3	34	C	C6-N1-C2	-5.69	118.03	120.30
31	AC	20	GLY	N-CA-C	5.69	127.32	113.10
25	A	639	U	N3-C2-O2	-5.69	118.22	122.20
1	AR	1000	C	C6-N1-C2	5.68	122.57	120.30

Continued on next page...

Continued from previous page...

Mol	Chain	Res	Type	Atoms	Z	Observed(°)	Ideal(°)
1	1	1820	U	P-O3'-C3'	5.68	126.52	119.70
64	c5	36	LEU	CA-CB-CG	5.68	128.37	115.30
1	1	718	G	C4-C5-N7	5.68	113.07	110.80
1	AR	2245	C	N3-C4-C5	-5.68	119.63	121.90
25	A	639	U	N1-C2-O2	5.68	126.78	122.80
1	1	2383	C	C5-C4-N4	-5.68	116.23	120.20
1	AR	363	G	C5-C6-O6	-5.67	125.19	128.60
1	1	885	U	C5-C6-N1	-5.67	119.87	122.70
25	A	1052	U	C2-N1-C1'	5.67	124.50	117.70
1	AR	2282	U	O5'-P-OP2	-5.67	100.60	105.70
25	6	337	G	N7-C8-N9	5.66	115.93	113.10
25	A	359	A	C8-N9-C4	5.66	108.07	105.80
1	1	2550	U	N3-C2-O2	-5.66	118.24	122.20
25	6	1521	G	N3-C4-N9	5.66	129.40	126.00
1	1	128	G	N1-C6-O6	5.66	123.29	119.90
1	1	2392	C	C6-N1-C2	5.66	122.56	120.30
1	AR	2245	C	N1-C2-O2	-5.66	115.51	118.90
1	AR	2953	U	N3-C4-O4	5.65	123.36	119.40
25	6	453	U	C5-C6-N1	5.65	125.53	122.70
25	6	623	A	C8-N9-C4	5.65	108.06	105.80
1	AR	2647	A	N1-C6-N6	-5.65	115.21	118.60
25	6	1751	C	C6-N1-C2	5.64	122.56	120.30
1	AR	2714	G	C5-N7-C8	-5.64	101.48	104.30
25	6	1058	U	OP1-P-O3'	5.64	117.61	105.20
1	1	1796	G	C8-N9-C4	-5.63	104.15	106.40
1	1	96	G	N1-C6-O6	5.63	123.28	119.90
25	A	1698	G	P-O3'-C3'	5.63	126.46	119.70
4	j	191	LEU	CA-CB-CG	-5.63	102.35	115.30
25	6	543	C	N3-C4-N4	-5.62	114.06	118.00
1	AR	1820	U	OP2-P-O3'	5.62	117.57	105.20
1	AR	2698	G	C8-N9-C4	5.62	108.65	106.40
66	S	85	VAL	C-N-CA	5.62	145.60	122.00
1	1	2643	A	N9-C4-C5	-5.62	103.55	105.80
1	AR	1200	A	N1-C6-N6	5.62	121.97	118.60
28	9	126	LEU	CA-CB-CG	5.61	128.21	115.30
1	1	2372	A	C5-C6-N6	-5.61	119.21	123.70
1	1	676	G	N3-C4-N9	5.61	129.37	126.00
1	1	1121	U	N3-C2-O2	-5.61	118.28	122.20
2	3	86	U	N3-C4-O4	-5.61	115.47	119.40
1	AR	1604	G	N3-C4-C5	-5.60	125.80	128.60
1	AR	3176	G	N3-C2-N2	-5.60	115.98	119.90
1	1	895	A	C5-N7-C8	-5.60	101.10	103.90

Continued on next page...

Continued from previous page...

Mol	Chain	Res	Type	Atoms	Z	Observed(°)	Ideal(°)
25	6	1164	G	N1-C6-O6	5.60	123.26	119.90
1	AR	2831	G	C5-C6-O6	-5.59	125.24	128.60
1	1	609	G	C5-C6-O6	-5.59	125.25	128.60
1	1	3275	U	OP1-P-O3'	5.59	117.49	105.20
25	6	144	U	C6-N1-C2	-5.58	117.65	121.00
1	AR	640	U	N3-C2-O2	5.58	126.11	122.20
1	AR	986	U	N3-C2-O2	-5.58	118.29	122.20
1	AR	2930	A	C8-N9-C4	5.58	108.03	105.80
1	AR	2883	U	N1-C2-O2	-5.58	118.89	122.80
1	AR	2392	C	N1-C2-O2	-5.58	115.55	118.90
1	1	817	A	O5'-P-OP1	-5.57	100.69	105.70
1	AR	3121	U	OP1-P-O3'	5.57	117.45	105.20
1	1	658	G	N1-C6-O6	5.57	123.24	119.90
25	A	610	G	C4-N9-C1'	5.56	133.73	126.50
25	A	1560	U	N3-C2-O2	-5.56	118.31	122.20
25	A	1573	A	P-O3'-C3'	5.56	126.38	119.70
25	A	1568	C	P-O3'-C3'	5.56	126.37	119.70
1	1	1716	U	P-O3'-C3'	5.56	126.37	119.70
1	AR	2831	G	N1-C6-O6	5.56	123.23	119.90
1	AR	718	G	C5-N7-C8	-5.55	101.52	104.30
1	1	2946	A	C6-C5-N7	-5.55	128.41	132.30
1	AR	2940	A	N1-C2-N3	5.55	132.07	129.30
1	AR	421	G	N3-C4-C5	-5.54	125.83	128.60
1	AR	2333	C	C5-C6-N1	-5.54	118.23	121.00
1	1	931	C	N1-C2-O2	-5.54	115.58	118.90
25	6	548	G	N1-C6-O6	5.54	123.22	119.90
1	1	1440	G	C2-N3-C4	5.54	114.67	111.90
1	1	2899	C	C6-N1-C2	-5.54	118.08	120.30
1	1	688	G	N3-C4-C5	-5.54	125.83	128.60
1	AR	1556	C	C6-N1-C2	-5.53	118.09	120.30
25	6	1097	U	P-O3'-C3'	5.53	126.33	119.70
1	AR	3068	U	N3-C2-O2	-5.53	118.33	122.20
1	AR	873	C	P-O3'-C3'	5.52	126.33	119.70
1	1	718	G	C6-C5-N7	-5.51	127.09	130.40
1	1	2383	C	C5-C6-N1	5.51	123.76	121.00
1	AR	3343	G	N3-C4-C5	-5.51	125.84	128.60
1	1	922	U	C2-N1-C1'	5.51	124.31	117.70
1	AR	1604	G	C8-N9-C1'	-5.51	119.84	127.00
1	AR	917	A	N9-C4-C5	5.50	108.00	105.80
1	AR	1895	A	C5-N7-C8	-5.50	101.15	103.90
1	AR	2951	G	C5-C6-O6	-5.50	125.30	128.60
42	DO	103	LEU	CA-CB-CG	-5.50	102.65	115.30

Continued on next page...

Continued from previous page...

Mol	Chain	Res	Type	Atoms	Z	Observed(°)	Ideal(°)
1	AR	907	G	C4-C5-N7	5.50	113.00	110.80
1	1	2937	G	C8-N9-C4	5.50	108.60	106.40
1	1	304	G	N1-C2-N2	5.49	121.14	116.20
25	6	1119	G	N1-C6-O6	-5.49	116.61	119.90
1	AR	1869	C	C6-N1-C2	5.49	122.50	120.30
1	1	2601	A	C8-N9-C4	5.49	108.00	105.80
25	A	1012	U	C5-C6-N1	5.49	125.44	122.70
1	1	2201	G	N1-C6-O6	5.48	123.19	119.90
1	1	2874	G	C5-C6-N1	-5.48	108.76	111.50
1	1	1159	A	N1-C6-N6	-5.48	115.31	118.60
1	1	406	G	O4'-C1'-N9	5.48	112.58	108.20
1	AR	284	A	C8-N9-C4	5.48	107.99	105.80
1	1	2112	U	P-O3'-C3'	5.47	126.27	119.70
59	c0	97	PRO	N-CA-CB	5.47	109.87	103.30
1	AR	948	C	C6-N1-C2	5.47	122.49	120.30
1	1	950	G	N1-C6-O6	5.47	123.18	119.90
1	1	417	A	C2-N3-C4	-5.46	107.87	110.60
1	1	1171	G	C4-C5-N7	-5.46	108.61	110.80
1	AR	2093	A	C2-N3-C4	5.46	113.33	110.60
1	AR	3190	C	N3-C4-C5	-5.46	119.72	121.90
3	AT	15	G	C8-N9-C4	5.46	108.58	106.40
1	1	676	G	C4-C5-C6	5.46	122.08	118.80
3	4	28	C	C6-N1-C2	-5.46	118.12	120.30
1	1	2836	C	N3-C2-O2	-5.45	118.08	121.90
1	AR	922	U	C2-N1-C1'	5.45	124.25	117.70
25	6	17	C	N1-C2-O2	5.45	122.17	118.90
1	AR	1846	C	C6-N1-C2	5.45	122.48	120.30
25	A	632	U	C5-C6-N1	5.45	125.42	122.70
1	AR	3057	U	N3-C2-O2	-5.44	118.39	122.20
1	1	56	G	C5-C6-O6	-5.44	125.33	128.60
25	6	979	A	N1-C6-N6	-5.44	115.33	118.60
1	1	2366	C	N3-C4-C5	5.44	124.08	121.90
25	6	1389	C	C2-N1-C1'	5.44	124.78	118.80
1	AR	1374	G	C4-C5-N7	5.44	112.98	110.80
25	A	158	U	P-O3'-C3'	5.44	126.23	119.70
1	1	645	A	C6-N1-C2	-5.43	115.34	118.60
1	1	2988	C	N3-C2-O2	-5.43	118.10	121.90
1	AR	639	G	C2-N3-C4	-5.43	109.18	111.90
1	AR	1149	G	C6-C5-N7	-5.43	127.14	130.40
1	AR	3150	A	N1-C6-N6	5.43	121.86	118.60
1	1	2308	C	N1-C2-O2	-5.43	115.64	118.90
1	AR	1370	G	C6-N1-C2	-5.43	121.84	125.10

Continued on next page...

Continued from previous page...

Mol	Chain	Res	Type	Atoms	Z	Observed(°)	Ideal(°)
1	AR	2123	G	N1-C6-O6	-5.43	116.64	119.90
1	AR	1082	U	C2-N1-C1'	5.43	124.21	117.70
1	1	2760	C	N1-C2-O2	-5.42	115.65	118.90
1	AR	2638	C	C6-N1-C2	-5.42	118.13	120.30
1	AR	1045	C	N1-C2-O2	-5.41	115.65	118.90
1	1	1175	C	C6-N1-C2	5.41	122.47	120.30
1	AR	1300	G	C5-C6-O6	-5.41	125.35	128.60
1	AR	2145	A	N1-C2-N3	5.41	132.01	129.30
1	AR	2950	G	N7-C8-N9	5.41	115.80	113.10
1	AR	942	U	N3-C4-C5	-5.41	111.36	114.60
1	AR	805	G	N1-C6-O6	5.40	123.14	119.90
1	AR	1868	G	N9-C4-C5	-5.40	103.24	105.40
1	1	2101	C	OP1-P-O3'	5.40	117.07	105.20
1	1	2101	C	P-O3'-C3'	5.39	126.17	119.70
1	1	2982	A	C6-N1-C2	-5.39	115.36	118.60
1	1	2935	U	N3-C4-C5	-5.39	111.37	114.60
1	1	2314	U	C5-C6-N1	5.38	125.39	122.70
1	1	3216	G	N9-C4-C5	-5.38	103.25	105.40
1	AR	86	G	C5-C6-O6	-5.38	125.37	128.60
59	c0	83	PRO	N-CA-CB	5.38	109.76	103.30
1	AR	2199	G	C4-C5-N7	5.38	112.95	110.80
1	AR	2840	C	C6-N1-C2	5.38	122.45	120.30
25	6	359	A	C4-C5-C6	-5.38	114.31	117.00
1	AR	2263	C	C5-C4-N4	-5.38	116.44	120.20
25	6	426	G	O5'-P-OP2	-5.37	100.86	105.70
1	AR	3067	C	C6-N1-C2	5.37	122.45	120.30
1	AR	3093	C	C5-C6-N1	-5.37	118.31	121.00
1	1	2257	C	O4'-C1'-N1	5.37	112.50	108.20
25	6	1569	A	N7-C8-N9	5.37	116.48	113.80
3	AT	96	A	C8-N9-C4	5.37	107.95	105.80
1	1	776	U	C5-C6-N1	-5.36	120.02	122.70
1	1	3217	C	N1-C2-O2	5.36	122.12	118.90
1	1	2762	A	N1-C6-N6	-5.36	115.39	118.60
1	AR	1134	G	N1-C6-O6	-5.36	116.69	119.90
25	A	1389	C	N3-C2-O2	-5.36	118.15	121.90
1	AR	2764	C	C5-C4-N4	-5.35	116.45	120.20
25	6	53	G	N1-C6-O6	5.35	123.11	119.90
1	1	49	A	N1-C6-N6	5.35	121.81	118.60
1	1	2287	C	N3-C2-O2	-5.35	118.16	121.90
1	1	2777	G	N9-C4-C5	5.35	107.54	105.40
1	AR	1143	A	N1-C6-N6	5.35	121.81	118.60
57	s8	29	LEU	CA-CB-CG	5.35	127.60	115.30

Continued on next page...

Continued from previous page...

Mol	Chain	Res	Type	Atoms	Z	Observed(°)	Ideal(°)
1	1	2407	C	N1-C2-O2	-5.35	115.69	118.90
1	1	282	G	P-O3'-C3'	5.35	126.11	119.70
25	6	1140	G	N1-C6-O6	5.34	123.11	119.90
1	AR	1134	G	C5-C6-O6	5.34	131.81	128.60
1	AR	3190	C	C6-N1-C2	-5.34	118.16	120.30
1	AR	2871	G	C6-C5-N7	-5.34	127.20	130.40
1	AR	948	C	C5-C6-N1	-5.34	118.33	121.00
1	1	3344	A	N7-C8-N9	5.33	116.47	113.80
1	AR	3362	A	C4-C5-N7	5.33	113.37	110.70
25	6	568	G	N1-C6-O6	-5.33	116.70	119.90
1	1	2982	A	N1-C2-N3	5.33	131.97	129.30
1	AR	925	A	O5'-P-OP2	5.33	117.09	110.70
1	AR	2263	C	N3-C4-C5	5.33	124.03	121.90
1	1	2287	C	N1-C2-N3	5.33	122.93	119.20
1	1	2355	G	C6-C5-N7	-5.33	127.20	130.40
1	1	3278	C	N3-C2-O2	-5.33	118.17	121.90
1	1	2522	G	C4-N9-C1'	5.32	133.42	126.50
1	AR	3344	A	C2-N3-C4	-5.32	107.94	110.60
1	1	1367	G	C5-C6-N1	-5.32	108.84	111.50
1	AR	504	A	C5-C6-N6	-5.32	119.44	123.70
1	AR	1449	A	N1-C6-N6	5.32	121.79	118.60
25	6	1280	C	N3-C4-C5	-5.32	119.77	121.90
3	4	58	G	N1-C6-O6	5.31	123.09	119.90
1	1	1395	G	C8-N9-C4	5.31	108.52	106.40
1	AR	1187	C	C6-N1-C2	5.30	122.42	120.30
25	6	1654	G	N9-C4-C5	-5.30	103.28	105.40
1	1	421	G	C5-C6-N1	5.30	114.15	111.50
1	1	3217	C	C6-N1-C1'	-5.30	114.44	120.80
1	AR	3303	G	N1-C6-O6	-5.29	116.72	119.90
1	AR	197	G	C4-C5-N7	5.29	112.92	110.80
1	AR	3181	C	N1-C2-O2	5.29	122.08	118.90
1	1	1115	G	C5-N7-C8	-5.29	101.66	104.30
1	1	2337	C	N3-C2-O2	-5.29	118.20	121.90
25	A	1456	C	C2-N1-C1'	5.28	124.61	118.80
1	1	2870	C	C2-N1-C1'	-5.28	112.99	118.80
1	1	3000	A	C8-N9-C4	5.28	107.91	105.80
1	AR	2263	C	C6-N1-C1'	-5.28	114.46	120.80
1	AR	2937	G	C6-C5-N7	-5.28	127.23	130.40
25	A	720	G	P-O3'-C3'	5.28	126.03	119.70
6	CF	156	LEU	CA-CB-CG	5.27	127.42	115.30
25	A	782	U	OP2-P-O3'	5.27	116.80	105.20
1	AR	862	U	C6-N1-C2	5.27	124.16	121.00

Continued on next page...

Continued from previous page...

Mol	Chain	Res	Type	Atoms	Z	Observed(°)	Ideal(°)
1	1	874	U	C5-C4-O4	5.27	129.06	125.90
1	AR	504	A	C5-N7-C8	-5.27	101.27	103.90
1	1	922	U	N1-C2-O2	5.27	126.49	122.80
25	6	453	U	C2-N1-C1'	5.26	124.01	117.70
25	6	1573	A	P-O3'-C3'	5.26	126.01	119.70
25	6	1185	U	N1-C2-O2	5.26	126.48	122.80
25	6	1782	A	C8-N9-C4	-5.26	103.70	105.80
1	1	216	G	C5-C6-O6	-5.26	125.44	128.60
25	6	158	U	P-O3'-C3'	5.26	126.01	119.70
1	AR	3115	C	C6-N1-C2	-5.26	118.20	120.30
1	AR	1495	U	C6-N1-C1'	5.25	128.55	121.20
1	AR	3362	A	O4'-C1'-N9	5.25	112.40	108.20
1	AR	407	A	N1-C6-N6	5.25	121.75	118.60
71	X	65	LEU	CA-CB-CG	5.25	127.37	115.30
1	1	43	A	C5-C6-N6	5.24	127.89	123.70
2	3	33	U	N3-C2-O2	-5.24	118.53	122.20
1	AR	2377	G	N7-C8-N9	-5.24	110.48	113.10
1	1	710	A	N1-C6-N6	5.24	121.74	118.60
25	6	1440	C	C6-N1-C2	-5.24	118.20	120.30
1	AR	757	C	N1-C2-O2	-5.24	115.76	118.90
1	AR	1437	C	N3-C4-C5	-5.24	119.81	121.90
1	AR	1828	A	N1-C6-N6	5.24	121.74	118.60
1	1	979	U	N1-C2-N3	5.24	118.04	114.90
25	6	543	C	C5-C4-N4	5.24	123.86	120.20
25	6	1569	A	C8-N9-C4	-5.24	103.71	105.80
1	1	3344	A	O4'-C1'-N9	5.23	112.39	108.20
1	AR	2257	C	C2-N1-C1'	5.23	124.56	118.80
25	A	356	G	C6-C5-N7	-5.23	127.26	130.40
25	6	813	U	C2-N1-C1'	5.23	123.98	117.70
1	AR	2199	G	C5-C6-O6	-5.23	125.46	128.60
1	AR	3216	G	N3-C4-N9	5.23	129.14	126.00
25	A	1761	U	P-O3'-C3'	5.23	125.97	119.70
1	1	336	A	C5-C6-N6	-5.23	119.52	123.70
1	AR	2356	A	C4-C5-N7	5.22	113.31	110.70
1	AR	2541	U	P-O3'-C3'	5.22	125.97	119.70
1	1	936	A	C2-N3-C4	-5.22	107.99	110.60
1	AR	2324	A	N1-C6-N6	5.22	121.73	118.60
1	1	2593	A	P-O3'-C3'	5.22	125.96	119.70
1	AR	421	G	N3-C4-N9	5.22	129.13	126.00
1	1	1450	G	C4-C5-N7	5.21	112.89	110.80
1	AR	800	G	C5-C6-O6	-5.21	125.47	128.60
1	1	424	G	C6-C5-N7	-5.21	127.27	130.40

Continued on next page...

Continued from previous page...

Mol	Chain	Res	Type	Atoms	Z	Observed(°)	Ideal(°)
1	1	422	A	C8-N9-C4	-5.21	103.72	105.80
1	AR	895	A	C5-N7-C8	-5.21	101.30	103.90
25	6	1150	G	N9-C4-C5	-5.20	103.32	105.40
25	6	1767	G	C8-N9-C4	5.20	108.48	106.40
1	AR	2356	A	N9-C4-C5	-5.20	103.72	105.80
1	AR	2411	U	C5-C6-N1	-5.20	120.10	122.70
1	1	2305	G	N3-C4-C5	-5.20	126.00	128.60
1	AR	859	G	C5-C6-O6	-5.20	125.48	128.60
25	6	163	G	N1-C2-N2	5.20	120.88	116.20
1	1	645	A	N9-C4-C5	5.20	107.88	105.80
1	1	3298	C	C6-N1-C2	5.20	122.38	120.30
25	6	187	G	P-O3'-C3'	5.20	125.94	119.70
1	AR	2364	G	C4-C5-N7	-5.20	108.72	110.80
1	1	3277	U	N3-C2-O2	-5.19	118.56	122.20
25	A	782	U	P-O3'-C3'	5.19	125.93	119.70
1	1	2298	U	O4'-C1'-N1	5.19	112.35	108.20
25	6	1560	U	N3-C2-O2	-5.19	118.57	122.20
25	A	1560	U	C2-N1-C1'	5.19	123.92	117.70
1	1	971	G	N3-C4-C5	-5.18	126.01	128.60
1	AR	1389	G	C8-N9-C4	5.18	108.47	106.40
1	AR	358	G	N3-C4-C5	5.18	131.19	128.60
2	AS	89	G	N1-C6-O6	5.18	123.01	119.90
1	1	1792	C	O4'-C1'-N1	5.18	112.34	108.20
1	AR	1099	A	N1-C6-N6	5.18	121.71	118.60
1	AR	1851	G	C4-C5-N7	5.18	112.87	110.80
1	AR	2679	A	O4'-C1'-N9	5.18	112.34	108.20
3	AT	15	G	N7-C8-N9	-5.18	110.51	113.10
25	A	829	A	P-O3'-C3'	5.18	125.91	119.70
25	6	280	U	N1-C2-O2	5.17	126.42	122.80
1	AR	2943	G	C4-C5-N7	5.17	112.87	110.80
25	6	1581	C	C6-N1-C2	5.17	122.37	120.30
1	AR	3217	C	C6-N1-C2	-5.17	118.23	120.30
6	CF	324	LEU	CA-CB-CG	5.17	127.19	115.30
1	1	880	G	C4-N9-C1'	-5.17	119.78	126.50
1	1	1604	G	N3-C4-C5	-5.17	126.02	128.60
25	6	1735	U	N3-C2-O2	-5.17	118.58	122.20
1	AR	3057	U	N3-C4-O4	-5.17	115.78	119.40
1	1	1495	U	C5-C6-N1	-5.17	120.12	122.70
1	AR	2679	A	N1-C6-N6	5.16	121.70	118.60
1	1	1000	C	C5-C4-N4	-5.16	116.59	120.20
1	AR	942	U	N3-C4-O4	5.16	123.01	119.40
1	AR	2283	G	N3-C4-C5	5.16	131.18	128.60

Continued on next page...

Continued from previous page...

Mol	Chain	Res	Type	Atoms	Z	Observed(°)	Ideal(°)
1	1	918	C	C6-N1-C2	5.16	122.36	120.30
1	AR	3275	U	C5-C6-N1	5.15	125.28	122.70
1	1	880	G	N1-C6-O6	-5.15	116.81	119.90
1	1	2777	G	N3-C4-N9	-5.15	122.91	126.00
1	AR	1311	G	O5'-P-OP2	-5.15	101.07	105.70
1	1	1377	G	C5-C6-O6	-5.14	125.51	128.60
1	1	2550	U	N1-C2-O2	5.14	126.40	122.80
1	1	388	G	N3-C2-N2	-5.14	116.30	119.90
1	1	693	A	N1-C6-N6	5.14	121.69	118.60
25	6	158	U	OP1-P-O3'	5.14	116.51	105.20
25	6	902	G	N1-C6-O6	5.14	122.98	119.90
1	AR	1156	C	N1-C2-O2	-5.14	115.81	118.90
27	CZ	38	LEU	CA-CB-CG	5.14	127.13	115.30
1	1	1429	G	C8-N9-C1'	-5.14	120.32	127.00
1	AR	1789	G	C8-N9-C1'	5.14	133.68	127.00
1	AR	2351	U	N3-C2-O2	-5.14	118.60	122.20
1	1	2381	G	N1-C6-O6	5.13	122.98	119.90
1	1	877	C	N3-C4-C5	-5.13	119.85	121.90
6	CF	182	LEU	CA-CB-CG	5.13	127.10	115.30
1	1	2727	A	C4-C5-N7	-5.13	108.14	110.70
1	1	2943	G	C6-C5-N7	-5.13	127.32	130.40
1	1	3181	C	C6-N1-C2	-5.13	118.25	120.30
1	AR	805	G	C5-C6-O6	-5.13	125.52	128.60
1	AR	904	A	N1-C6-N6	5.13	121.68	118.60
1	AR	1134	G	N9-C4-C5	5.13	107.45	105.40
1	1	2121	G	N1-C6-O6	-5.13	116.82	119.90
1	1	2541	U	P-O3'-C3'	5.13	125.85	119.70
3	4	94	C	N3-C4-C5	5.13	123.95	121.90
1	AR	2842	U	C2-N1-C1'	5.13	123.85	117.70
25	A	831	U	C5-C6-N1	5.13	125.26	122.70
1	AR	938	C	C6-N1-C2	5.12	122.35	120.30
1	AR	1312	C	N3-C4-C5	-5.12	119.85	121.90
1	AR	3197	G	N3-C4-C5	5.12	131.16	128.60
1	AR	2848	G	N3-C4-C5	-5.12	126.04	128.60
1	1	94	G	O5'-P-OP1	-5.12	101.09	105.70
1	1	676	G	C8-N9-C1'	-5.12	120.35	127.00
1	1	1329	U	OP1-P-O3'	5.12	116.46	105.20
1	AR	2888	U	O5'-P-OP2	-5.12	101.10	105.70
3	AT	19	C	N1-C2-O2	-5.12	115.83	118.90
3	AT	36	G	N1-C6-O6	-5.12	116.83	119.90
1	1	688	G	N3-C4-N9	5.11	129.07	126.00
1	AR	515	C	C6-N1-C2	5.11	122.34	120.30

Continued on next page...

Continued from previous page...

Mol	Chain	Res	Type	Atoms	Z	Observed(°)	Ideal(°)
1	AR	2199	G	N1-C6-O6	5.11	122.97	119.90
25	6	30	G	N1-C6-O6	5.11	122.96	119.90
25	6	1023	A	C8-N9-C4	5.11	107.84	105.80
1	1	874	U	N3-C4-O4	-5.10	115.83	119.40
1	AR	1329	U	OP1-P-O3'	5.10	116.43	105.20
25	A	384	G	C4-N9-C1'	-5.10	119.87	126.50
25	6	364	G	C8-N9-C1'	-5.10	120.37	127.00
1	1	1111	U	C5-C6-N1	-5.10	120.15	122.70
25	6	1514	U	N3-C4-O4	-5.10	115.83	119.40
1	AR	776	U	C5-C6-N1	-5.09	120.15	122.70
3	4	58	G	C5-C6-O6	-5.09	125.54	128.60
25	6	20	G	C5-C6-O6	-5.09	125.55	128.60
1	AR	32	U	N1-C2-N3	5.09	117.95	114.90
1	AR	2263	C	C5-C6-N1	5.09	123.54	121.00
1	1	1435	A	C6-N1-C2	-5.09	115.55	118.60
25	6	1629	G	N3-C4-C5	-5.08	126.06	128.60
1	1	3212	C	C2-N1-C1'	-5.08	113.21	118.80
1	AR	1381	A	C2-N3-C4	-5.08	108.06	110.60
1	AR	2157	G	C8-N9-C4	5.08	108.43	106.40
1	1	672	A	N1-C6-N6	5.08	121.65	118.60
1	1	106	A	C8-N9-C4	5.08	107.83	105.80
1	1	650	C	N3-C2-O2	5.08	125.45	121.90
1	AR	1482	A	OP2-P-O3'	5.08	116.37	105.20
1	AR	2819	A	O5'-P-OP2	-5.07	101.14	105.70
1	1	633	C	C5-C6-N1	-5.07	118.46	121.00
1	1	650	C	N1-C2-O2	-5.07	115.86	118.90
25	6	272	U	P-O3'-C3'	5.07	125.78	119.70
1	1	2846	U	C2-N1-C1'	5.07	123.78	117.70
25	6	29	U	C4-C5-C6	5.07	122.74	119.70
1	AR	2880	U	C6-N1-C2	-5.07	117.96	121.00
1	1	2355	G	N1-C6-O6	5.07	122.94	119.90
1	AR	1858	A	C6-N1-C2	-5.06	115.56	118.60
1	AR	3277	U	N3-C2-O2	-5.06	118.66	122.20
25	A	1595	U	N1-C2-O2	-5.06	119.26	122.80
1	1	2281	A	O4'-C1'-N9	5.06	112.25	108.20
9	o	177	GLY	N-CA-C	-5.06	100.45	113.10
25	A	728	U	C6-N1-C1'	-5.06	114.12	121.20
1	AR	979	U	P-O3'-C3'	5.06	125.77	119.70
1	AR	2927	C	N1-C2-O2	-5.05	115.87	118.90
1	1	1115	G	N1-C6-O6	5.05	122.93	119.90
1	1	2283	G	N1-C6-O6	5.05	122.93	119.90
1	1	1897	G	C6-C5-N7	-5.05	127.37	130.40

Continued on next page...

Continued from previous page...

Mol	Chain	Res	Type	Atoms	Z	Observed(°)	Ideal(°)
1	AR	3212	C	C5-C6-N1	-5.05	118.47	121.00
1	1	1916	U	C6-N1-C2	5.04	124.03	121.00
1	1	2659	G	C8-N9-C4	5.04	108.42	106.40
1	AR	3278	C	C6-N1-C2	-5.04	118.28	120.30
25	6	752	A	C8-N9-C4	5.04	107.82	105.80
1	AR	1319	G	C5-C6-N1	-5.04	108.98	111.50
1	AR	1370	G	N3-C4-C5	-5.04	126.08	128.60
1	AR	1429	G	C6-C5-N7	-5.04	127.38	130.40
1	1	913	A	C8-N9-C4	-5.04	103.78	105.80
1	AR	1101	G	C8-N9-C4	5.04	108.42	106.40
1	AR	1710	C	C6-N1-C2	5.04	122.31	120.30
1	AR	437	G	C8-N9-C4	-5.03	104.39	106.40
25	6	542	A	P-O3'-C3'	5.03	125.73	119.70
1	1	776	U	C4-C5-C6	5.02	122.71	119.70
1	AR	3344	A	C4-C5-N7	5.02	113.21	110.70
25	A	49	C	C6-N1-C2	-5.02	118.29	120.30
1	1	895	A	N7-C8-N9	5.02	116.31	113.80
1	1	75	G	N1-C6-O6	5.02	122.91	119.90
1	AR	941	G	O5'-P-OP2	-5.02	101.18	105.70
1	AR	1420	C	N1-C2-O2	-5.02	115.89	118.90
17	CQ	41	LEU	CA-CB-CG	5.02	126.84	115.30
25	6	1101	G	N1-C6-O6	5.02	122.91	119.90
1	AR	2550	U	N3-C2-O2	-5.02	118.69	122.20
1	AR	1903	U	C5-C4-O4	5.02	128.91	125.90
1	AR	2715	A	OP2-P-O3'	5.02	116.24	105.20
1	1	639	G	C4-C5-N7	5.01	112.81	110.80
25	6	610	G	C8-N9-C1'	-5.01	120.48	127.00
1	1	2417	U	C6-N1-C2	-5.01	117.99	121.00
1	AR	635	G	C5-C6-O6	-5.01	125.59	128.60
1	1	1604	G	C4-N9-C1'	5.01	133.01	126.50
10	CJ	35	GLY	N-CA-C	5.01	125.62	113.10
25	A	553	G	C5-C6-O6	-5.01	125.59	128.60
25	6	437	A	C8-N9-C4	5.01	107.80	105.80
25	6	765	G	N3-C4-C5	5.01	131.10	128.60
1	AR	739	G	N1-C6-O6	-5.01	116.90	119.90
1	AR	2637	A	O5'-P-OP1	-5.01	101.19	105.70
50	C	181	LEU	CA-CB-CG	5.01	126.82	115.30
1	1	213	A	N1-C6-N6	5.00	121.60	118.60
1	1	2726	C	C6-N1-C2	-5.00	118.30	120.30
25	6	1421	A	N1-C6-N6	5.00	121.60	118.60
1	AR	800	G	O4'-C1'-N9	-5.00	104.20	108.20
1	AR	1097	G	P-O3'-C3'	5.00	125.70	119.70

Continued on next page...

Continued from previous page...

Mol	Chain	Res	Type	Atoms	Z	Observed(°)	Ideal(°)
1	AR	2283	G	C4-C5-N7	5.00	112.80	110.80
1	AR	3318	G	C6-C5-N7	-5.00	127.40	130.40
25	A	610	G	C8-N9-C1'	-5.00	120.50	127.00

There are no chirality outliers.

All (51) planarity outliers are listed below:

Mol	Chain	Res	Type	Group
22	2	122	GLN	Peptide
26	7	94	ARG	Peptide
28	9	83	ASP	Peptide
30	AB	46	ASP	Peptide
31	AC	20	GLY	Peptide
49	B	65	ALA	Peptide
7	CG	259	LYS	Peptide
10	CJ	34	PHE	Peptide
12	CL	188	GLY	Peptide
17	CQ	110	PRO	Peptide
20	CT	129	GLY	Peptide
26	CY	80	ARG	Peptide
26	CY	97	LYS	Peptide
51	D	106	ASP	Peptide
28	DA	83	ASP	Peptide
29	DB	3	LYS	Peptide
52	E	219	ALA	Peptide
53	F	213	SER	Peptide
54	G	44	ASN	Peptide
54	G	65	ARG	Peptide
56	I	31	SER	Peptide
56	I	64	VAL	Peptide
58	K	92	LYS	Peptide
64	Q	124	THR	Peptide
65	R	113	ASP	Peptide
65	R	40	GLU	Peptide
66	S	85	VAL	Peptide
66	S	86	PRO	Peptide
74	a	94	LYS	Peptide
61	c2	101	ALA	Peptide
61	c2	108	ARG	Peptide
61	c2	109	GLU	Peptide
61	c2	53	THR	Peptide
64	c5	52	LYS	Peptide

Continued on next page...

Continued from previous page...

Mol	Chain	Res	Type	Group
65	c6	40	GLU	Peptide
82	c7	103	ASP	Peptide
73	d4	29	HIS	Peptide
73	d4	51	GLU	Peptide
80	g	105	TYR	Peptide
80	g	110	ALA	Peptide
50	s1	152	ARG	Peptide
51	s2	106	ASP	Peptide
52	s3	219	ALA	Peptide
54	s5	44	ASN	Peptide
56	s7	130	VAL	Peptide
56	s7	62	VAL	Peptide
56	s7	63	PRO	Peptide
56	s7	64	VAL	Peptide
48	sM	79	SER	Peptide
15	u	28	SER	Peptide
17	w	110	PRO	Peptide

5.2 Too-close contacts ⓘ

In the following table, the Non-H and H(model) columns list the number of non-hydrogen atoms and hydrogen atoms in the chain respectively. The H(added) column lists the number of hydrogen atoms added and optimized by MolProbity. The Clashes column lists the number of clashes within the asymmetric unit, whereas Symm-Clashes lists symmetry related clashes.

Mol	Chain	Non-H	H(model)	H(added)	Clashes	Symm-Clashes
1	1	67355	0	33846	1062	0
1	AR	67355	0	33843	1257	0
2	3	2579	0	1303	32	0
2	AS	2579	0	1304	48	0
3	4	3353	0	1695	64	0
3	AT	3353	0	1695	62	0
4	CD	1914	0	1981	78	0
4	j	1914	0	1981	0	0
5	CE	3075	0	3142	128	0
5	k	3075	0	3142	0	0
6	CF	2748	0	2859	91	0
6	l	2748	0	2859	0	0
7	CG	2375	0	2325	78	0
7	m	2375	0	2325	0	0
8	CH	1239	0	1326	39	0
8	n	1239	0	1326	0	0

Continued on next page...

Continued from previous page...

Mol	Chain	Non-H	H(model)	H(added)	Clashes	Symm-Clashes
9	CI	1784	0	1862	59	0
9	o	1784	0	1862	0	0
10	CJ	1804	0	1877	47	0
10	p	1804	0	1877	0	0
11	CK	1518	0	1587	52	0
11	q	1518	0	1587	0	0
12	CL	1705	0	1736	63	0
12	r	1705	0	1736	0	0
13	CM	1353	0	1383	38	0
13	s	1353	0	1383	0	0
14	CN	1543	0	1608	58	0
14	t	1543	0	1608	0	0
15	CO	1053	0	1149	40	0
15	u	1053	0	1149	0	0
16	CP	1720	0	1779	53	0
16	v	1720	0	1778	0	0
17	CQ	1555	0	1659	53	0
17	w	1555	0	1659	0	0
18	CR	1420	0	1437	45	0
18	x	1420	0	1437	0	0
19	CS	1441	0	1543	54	0
19	y	1441	0	1543	0	0
20	CT	1521	0	1617	57	0
20	z	1521	0	1617	0	0
21	0	1445	0	1487	38	0
21	CU	1445	0	1487	48	0
22	2	1276	0	1323	45	0
22	CV	1276	0	1323	63	0
23	5	796	0	812	22	0
23	CW	796	0	812	20	0
24	CX	1003	0	1048	31	0
24	l2	1003	0	1048	0	0
25	6	37990	0	19115	566	0
25	A	37948	0	19093	785	0
26	7	699	0	640	9	0
26	CY	699	0	640	14	0
27	8	964	0	1025	33	0
27	CZ	964	0	1025	33	0
28	9	993	0	1081	25	0
28	DA	993	0	1081	35	0
29	AA	1092	0	1155	49	0
29	DB	1092	0	1155	42	0

Continued on next page...

Continued from previous page...

Mol	Chain	Non-H	H(model)	H(added)	Clashes	Symm-Clashes
30	AB	1173	0	1214	52	0
30	DC	1173	0	1215	51	0
31	AC	462	0	491	8	0
31	DD	462	0	491	19	0
32	AD	743	0	797	25	0
32	DE	743	0	797	27	0
33	AE	876	0	912	28	0
33	DF	876	0	912	19	0
34	AF	1020	0	1090	22	0
34	DG	1020	0	1090	38	0
35	AG	850	0	880	22	0
35	DH	850	0	880	27	0
36	AH	880	0	945	27	0
36	DI	880	0	945	37	0
37	AI	969	0	1078	35	0
37	DJ	969	0	1078	40	0
38	AJ	771	0	849	31	0
38	DK	771	0	849	35	0
39	AK	681	0	683	24	0
39	DL	681	0	683	26	0
40	AL	612	0	682	12	0
40	DM	612	0	682	20	0
41	AM	436	0	475	19	0
41	DN	436	0	475	14	0
42	AN	417	0	455	11	0
42	DO	417	0	455	12	0
43	AO	233	0	284	8	0
43	DP	233	0	284	10	0
44	AP	847	0	917	23	0
44	DQ	847	0	918	27	0
45	AQ	694	0	736	17	0
45	DR	694	0	735	24	0
46	i	1104	0	996	0	0
47	p0	1077	0	1041	0	0
48	sM	680	0	540	0	0
49	B	1577	0	1567	68	0
49	s0	1583	0	1578	0	0
50	C	1709	0	1784	70	0
50	s1	1722	0	1793	0	0
51	D	1635	0	1723	70	0
51	s2	1635	0	1723	0	0
52	E	1734	0	1817	51	0

Continued on next page...

Continued from previous page...

Mol	Chain	Non-H	H(model)	H(added)	Clashes	Symm-Clashes
52	s3	1734	0	1817	0	0
53	F	2068	0	2154	69	0
53	s4	2068	0	2154	0	0
54	G	1609	0	1675	54	0
54	s5	1609	0	1675	0	0
55	H	1799	0	1879	69	0
55	s6	1755	0	1846	0	0
56	I	1481	0	1572	61	0
56	s7	1491	0	1578	0	0
57	J	1489	0	1525	60	0
57	s8	1489	0	1525	0	0
58	K	1494	0	1573	53	0
58	s9	1494	0	1573	0	0
59	L	772	0	727	25	0
59	c0	761	0	697	0	0
60	M	1213	0	1257	40	0
60	c1	1168	0	1233	0	0
61	N	890	0	887	28	0
61	c2	890	0	887	0	0
62	O	1192	0	1255	39	0
62	c3	1192	0	1255	0	0
63	P	891	0	883	42	0
63	c4	949	0	985	0	0
64	Q	977	0	1002	34	0
64	c5	1039	0	1050	0	0
65	R	1105	0	1166	40	0
65	c6	1111	0	1171	0	0
66	S	926	0	930	44	0
67	T	1192	0	1222	52	0
67	c8	1192	0	1222	0	0
68	U	1112	0	1124	44	0
68	c9	1112	0	1124	0	0
69	V	855	0	917	43	0
69	d0	882	0	939	0	0
70	W	684	0	672	27	0
70	d1	684	0	672	0	0
71	X	1021	0	1060	35	0
71	d2	1021	0	1060	0	0
72	Y	1121	0	1196	47	0
72	d3	1121	0	1196	0	0
73	Z	1073	0	1132	37	0
73	d4	1073	0	1132	0	0

Continued on next page...

Continued from previous page...

Mol	Chain	Non-H	H(model)	H(added)	Clashes	Symm-Clashes
74	a	563	0	603	0	0
74	d5	558	0	598	0	0
75	b	769	0	815	0	0
75	d6	769	0	814	0	0
76	c	610	0	633	0	0
76	d7	610	0	633	0	0
77	d	497	0	535	0	0
77	d8	497	0	535	0	0
78	d9	442	0	428	0	0
78	e	442	0	429	0	0
79	e0	491	0	542	0	0
79	f	475	0	525	0	0
80	g	566	0	602	0	0
81	h	2437	0	2386	0	0
81	sR	2442	0	2392	0	0
82	c7	906	0	909	0	0
83	e1	397	0	396	0	0
84	1	2317	0	0	230	0
84	2	7	0	0	0	0
84	3	56	0	0	5	0
84	4	84	0	0	7	0
84	6	1099	0	0	105	0
84	A	994	0	0	120	0
84	AC	7	0	0	1	0
84	AE	7	0	0	4	0
84	AG	7	0	0	0	0
84	AK	14	0	0	2	0
84	AP	7	0	0	3	0
84	AR	2373	0	0	242	0
84	AS	70	0	0	7	0
84	AT	133	0	0	18	0
84	CE	14	0	0	2	0
84	CF	14	0	0	1	0
84	CG	21	0	0	4	0
84	CK	7	0	0	1	0
84	CL	14	0	0	2	0
84	CM	7	0	0	1	0
84	CO	7	0	0	0	0
84	CP	7	0	0	0	0
84	CV	7	0	0	1	0
84	CX	7	0	0	0	0
84	CZ	7	0	0	0	0

Continued on next page...

Continued from previous page...

Mol	Chain	Non-H	H(model)	H(added)	Clashes	Symm-Clashes
84	DD	7	0	0	0	0
84	DG	7	0	0	0	0
84	DH	7	0	0	0	0
84	DI	7	0	0	1	0
84	DL	14	0	0	2	0
84	H	7	0	0	0	0
84	J	7	0	0	0	0
84	M	7	0	0	2	0
84	O	7	0	0	1	0
84	Q	7	0	0	2	0
84	T	7	0	0	1	0
84	c3	7	0	0	0	0
84	c5	7	0	0	0	0
84	c8	7	0	0	0	0
84	d9	7	0	0	0	0
84	e	7	0	0	0	0
84	h	7	0	0	0	0
84	k	14	0	0	0	0
84	l	7	0	0	0	0
84	r	7	0	0	0	0
84	s8	7	0	0	0	0
84	sR	7	0	0	0	0
84	v	7	0	0	0	0
84	x	14	0	0	0	0
84	y	7	0	0	0	0
84	z	7	0	0	0	0
85	1	490	0	0	0	0
85	3	12	0	0	0	0
85	4	21	0	0	0	0
85	6	141	0	0	0	0
85	9	1	0	0	0	0
85	A	111	0	0	0	0
85	AB	4	0	0	0	0
85	AF	2	0	0	0	0
85	AH	1	0	0	0	0
85	AK	1	0	0	0	0
85	AP	1	0	0	0	0
85	AR	504	0	0	0	0
85	AS	20	0	0	0	0
85	AT	12	0	0	0	0
85	CD	2	0	0	0	0
85	CE	4	0	0	0	0

Continued on next page...

Continued from previous page...

Mol	Chain	Non-H	H(model)	H(added)	Clashes	Symm-Clashes
85	CF	1	0	0	0	0
85	CI	1	0	0	0	0
85	CK	1	0	0	0	0
85	CO	2	0	0	0	0
85	CP	2	0	0	0	0
85	CQ	4	0	0	0	0
85	CR	6	0	0	0	0
85	CU	2	0	0	0	0
85	CX	2	0	0	0	0
85	D	1	0	0	0	0
85	DA	1	0	0	0	0
85	DC	4	0	0	0	0
85	DD	1	0	0	0	0
85	DE	1	0	0	0	0
85	DF	1	0	0	0	0
85	DG	1	0	0	0	0
85	DH	2	0	0	0	0
85	DI	1	0	0	0	0
85	DO	1	0	0	0	0
85	DP	1	0	0	0	0
85	DR	2	0	0	0	0
85	F	1	0	0	0	0
85	Y	1	0	0	0	0
85	b	1	0	0	0	0
85	c6	1	0	0	0	0
85	c9	1	0	0	0	0
85	d3	3	0	0	0	0
85	d5	1	0	0	0	0
85	d6	1	0	0	0	0
85	d9	1	0	0	0	0
85	i	1	0	0	0	0
85	j	2	0	0	0	0
85	k	2	0	0	0	0
85	l	2	0	0	0	0
85	l2	2	0	0	0	0
85	o	3	0	0	0	0
85	r	1	0	0	0	0
85	s	1	0	0	0	0
85	s1	1	0	0	0	0
85	s2	1	0	0	0	0
85	s6	1	0	0	0	0
85	s8	1	0	0	0	0

Continued on next page...

Continued from previous page...

Mol	Chain	Non-H	H(model)	H(added)	Clashes	Symm-Clashes
85	sM	1	0	0	0	0
85	t	2	0	0	0	0
85	v	1	0	0	0	0
85	w	1	0	0	0	0
85	x	5	0	0	0	0
85	z	2	0	0	0	0
86	1	20	0	0	4	0
86	AR	20	0	0	3	0
87	AK	1	0	0	0	0
87	AN	1	0	0	0	0
87	AP	1	0	0	0	0
87	AQ	1	0	0	0	0
87	DL	1	0	0	0	0
87	DO	1	0	0	0	0
87	DQ	1	0	0	0	0
87	DR	1	0	0	0	0
87	b	1	0	0	0	0
87	c	1	0	0	0	0
87	d6	1	0	0	0	0
87	d7	1	0	0	0	0
87	d9	1	0	0	0	0
87	e	1	0	0	0	0
87	e1	1	0	0	0	0
87	g	1	0	0	0	0
All	All	409590	0	296688	6489	0

The all-atom clashscore is defined as the number of clashes found per 1000 atoms (including hydrogen atoms). The all-atom clashscore for this structure is 13.

All (6489) close contacts within the same asymmetric unit are listed below, sorted by their clash magnitude.

Atom-1	Atom-2	Interatomic distance (Å)	Clash overlap (Å)
1:1:1171:G:N7	84:1:3496:OHX:N2	2.13	0.96
25:6:1726:G:N7	84:6:2005:OHX:N2	2.12	0.95
1:AR:1481:A:O2'	1:AR:1858:A:N3	2.00	0.95
25:6:1588:G:H1	25:6:1608:U:H3	1.15	0.95
1:AR:1878:G:OP1	84:AR:3457:OHX:N5	2.01	0.94
1:1:640:U:OP1	30:AB:21:ARG:NH2	2.01	0.94
1:1:2836:C:H5	1:1:2852:C:H42	1.16	0.93
37:AI:85:THR:HG22	37:AI:88:LEU:H	1.33	0.92
25:A:1559:A:H5''	67:T:135:GLY:HA3	1.51	0.92

Continued on next page...

Continued from previous page...

Atom-1	Atom-2	Interatomic distance (Å)	Clash overlap (Å)
25:A:1542:G:N2	25:A:1569:A:OP2	2.04	0.91
56:I:11:GLN:HG3	56:I:13:PRO:HD2	1.54	0.90
1:AR:3334:U:OP2	84:AR:3731:OHX:N6	2.05	0.90
1:1:838:G:O6	45:AQ:4:ARG:NH2	2.06	0.89
15:CO:48:GLY:HA3	15:CO:53:VAL:HG13	1.53	0.89
7:CG:40:HIS:HD2	7:CG:42:ALA:H	1.21	0.89
5:CE:41:VAL:HA	5:CE:185:GLY:HA3	1.54	0.88
25:6:158:U:O2'	25:6:160:C:OP2	1.92	0.88
53:F:79:ASP:HB3	53:F:82:TYR:HB2	1.53	0.88
1:1:1170:A:OP2	84:1:3496:OHX:N3	2.06	0.87
51:D:38:VAL:HG13	51:D:39:THR:HG23	1.53	0.87
63:P:85:ALA:H	63:P:119:THR:HB	1.36	0.87
1:1:1427:U:OP2	30:AB:4:ARG:NH2	2.08	0.87
57:J:39:GLY:HA2	57:J:61:GLU:HB3	1.55	0.86
25:A:542:A:H8	25:A:543:C:H5'	1.40	0.86
1:AR:3272:C:OP2	8:CH:78:ARG:NH1	2.07	0.86
22:2:51:GLY:HA3	22:2:92:ARG:HG3	1.58	0.86
36:DI:41:ARG:HG2	36:DI:56:THR:HG21	1.58	0.86
1:1:624:G:OP2	84:1:3666:OHX:N3	2.09	0.85
1:AR:31:C:OP2	16:CP:188:ARG:NH2	2.09	0.85
1:AR:640:U:OP1	30:DC:21:ARG:NH2	2.09	0.85
25:A:491:C:H42	25:A:496:G:H1	1.24	0.85
25:A:1202:A:OP1	84:A:1988:OHX:N1	2.09	0.85
5:CE:232:ARG:NH1	5:CE:269:GLN:O	2.08	0.84
1:AR:617:G:H4'	18:CR:171:ARG:HH21	1.41	0.84
24:CX:87:ARG:HH22	24:CX:137:VAL:HG22	1.41	0.84
1:AR:1630:U:OP1	29:DB:67:LYS:NZ	2.11	0.83
1:1:2108:C:H1'	1:1:3344:A:H8	1.42	0.83
1:1:585:A:H5"	35:AG:70:LYS:HE2	1.59	0.83
6:CF:203:ARG:NH1	6:CF:226:GLU:OE2	2.11	0.83
1:AR:2177:G:OP2	4:CD:128:ARG:NH1	2.10	0.83
11:CK:22:SER:OG	11:CK:23:ARG:N	2.11	0.83
19:CS:86:THR:HG22	19:CS:105:ARG:HB2	1.61	0.83
25:6:991:G:OP2	84:6:2030:OHX:N2	2.12	0.83
1:AR:2310:U:OP1	84:AR:3697:OHX:N2	2.11	0.83
7:CG:297:GLN:O	84:CG:302:OHX:N5	2.12	0.83
12:CL:174:THR:HG23	12:CL:176:LEU:H	1.43	0.83
1:AR:2836:C:H5	1:AR:2852:C:H42	1.26	0.82
1:AR:620:U:H2'	1:AR:621:A:H4'	1.61	0.82
28:DA:57:LEU:HD23	28:DA:67:GLU:HG2	1.59	0.82
1:AR:3376:A:OP2	84:AR:3435:OHX:N4	2.12	0.82

Continued on next page...

Continued from previous page...

Atom-1	Atom-2	Interatomic distance (Å)	Clash overlap (Å)
25:6:1417:A:OP1	84:6:1942:OHX:N4	2.13	0.82
25:6:1203:A:OP2	84:6:1986:OHX:N1	2.12	0.82
25:A:237:C:H5''	25:A:238:U:H5'	1.60	0.82
1:AR:72:C:H5'	14:CN:63:VAL:HG22	1.61	0.82
25:A:355:G:OP2	84:A:1914:OHX:N4	2.13	0.82
38:DK:4:LYS:HD3	38:DK:14:GLY:HA3	1.61	0.82
30:AB:47:LYS:O	30:AB:49:HIS:N	2.13	0.81
1:AR:1015:U:O2'	1:AR:1017:C:OP2	1.97	0.81
1:1:1320:C:O2	21:0:115:ARG:NH2	2.14	0.81
36:AH:41:ARG:HG2	36:AH:56:THR:HG21	1.60	0.81
1:AR:1722:U:OP1	20:CT:100:ARG:NH1	2.13	0.81
25:6:329:G:N7	84:6:2013:OHX:N5	2.29	0.81
15:CO:55:ARG:NH2	15:CO:76:ALA:O	2.13	0.80
70:W:15:ARG:NH1	70:W:33:GLN:OE1	2.13	0.80
39:AK:88:ALA:O	84:AK:102:OHX:N1	2.14	0.80
1:AR:1431:G:OP2	30:DC:12:ARG:NH1	2.14	0.80
5:CE:25:ILE:H	5:CE:25:ILE:HD13	1.47	0.80
5:CE:296:THR:HG22	5:CE:298:PHE:H	1.47	0.80
7:CG:68:THR:HG22	7:CG:70:THR:H	1.46	0.80
22:CV:51:GLY:HA3	22:CV:92:ARG:HG3	1.63	0.80
1:AR:2818:U:H6	1:AR:2818:U:H5'	1.47	0.80
56:I:9:LEU:HD21	56:I:17:GLU:HB3	1.63	0.80
25:6:578:U:O2	84:6:2012:OHX:N3	2.15	0.80
71:X:15:ASN:ND2	71:X:72:CYS:SG	2.54	0.80
1:1:676:G:HO2'	1:1:678:G:HO2'	1.18	0.80
1:AR:1543:G:O6	84:AR:3700:OHX:N1	2.15	0.79
25:6:853:G:N7	20:CT:173:ARG:NH2	2.30	0.79
25:6:976:G:H1	25:6:1023:A:HO2'	1.22	0.79
12:CL:86:HIS:HB3	12:CL:139:ARG:HG2	1.62	0.79
1:AR:2533:G:O6	1:AR:2546:C:N4	2.16	0.79
25:A:741:C:O2	56:I:107:ARG:NH1	2.15	0.79
1:1:1170:A:OP2	84:1:3496:OHX:N5	2.16	0.79
1:AR:1565:G:N2	1:AR:1574:C:N3	2.29	0.79
6:CF:122:THR:HG22	6:CF:235:LEU:HB2	1.64	0.79
55:H:63:MET:HE1	55:H:106:LEU:HD13	1.65	0.79
51:D:137:ILE:HG12	51:D:138:PRO:HD2	1.64	0.79
29:DB:46:ILE:HD13	29:DB:68:ILE:HG23	1.65	0.79
38:DK:35:ASN:HA	38:DK:38:LYS:HB2	1.62	0.79
25:A:1672:G:N7	84:A:1922:OHX:N5	2.31	0.79
1:AR:3194:C:O2	1:AR:3197:G:N2	2.16	0.79
2:AS:44:C:H4'	7:CG:152:ARG:HG3	1.64	0.79

Continued on next page...

Continued from previous page...

Atom-1	Atom-2	Interatomic distance (Å)	Clash overlap (Å)
5:CE:252:ILE:HG12	5:CE:266:ARG:HH21	1.48	0.79
1:AR:3230:G:H4'	15:CO:132:LYS:HD3	1.63	0.79
1:1:1538:G:OP2	84:1:3669:OHX:N1	2.16	0.79
1:1:410:U:O4	84:1:3594:OHX:N5	2.16	0.79
1:1:978:G:O2'	1:1:979:U:O2	2.01	0.79
35:DH:14:LEU:HD11	35:DH:31:LYS:HB2	1.64	0.79
25:6:264:G:N7	84:6:1914:OHX:N6	2.31	0.79
5:CE:171:LEU:O	84:CE:402:OHX:N3	2.15	0.79
1:AR:2703:A:OP2	7:CG:23:ARG:NH1	2.15	0.79
1:1:2730:G:OP2	84:1:3447:OHX:N5	2.16	0.78
1:1:679:U:O4	84:1:3511:OHX:N1	2.16	0.78
25:A:453:U:O4	84:A:1916:OHX:N5	2.15	0.78
53:F:151:ASP:HB3	53:F:154:ILE:HG13	1.64	0.78
1:1:1599:G:OP1	84:1:3688:OHX:N5	2.16	0.78
73:Z:5:VAL:HG13	73:Z:29:HIS:HB3	1.65	0.78
1:1:3119:U:OP2	84:1:3428:OHX:N4	2.16	0.78
50:C:180:THR:HG22	50:C:181:LEU:HD13	1.65	0.78
25:A:283:U:H5''	55:H:188:ARG:HD3	1.65	0.78
1:AR:1412:G:OP1	34:DG:105:ARG:NH2	2.16	0.78
1:1:1344:G:O6	1:1:1360:C:N4	2.15	0.78
25:A:1280:C:H2'	25:A:1281:G:H8	1.49	0.78
52:E:178:ARG:H	52:E:178:ARG:HE	1.29	0.78
1:1:1567:U:O2	1:1:1571:A:N6	2.17	0.78
25:6:485:A:N6	25:6:502:U:O4	2.16	0.78
25:A:1585:U:H3	25:A:1611:A:H2	1.32	0.78
6:CF:283:THR:HG22	6:CF:285:ASP:H	1.48	0.78
1:AR:2384:A:OP1	84:AR:3480:OHX:N3	2.16	0.78
2:AS:95:A:OP2	84:AS:209:OHX:N1	2.17	0.77
1:AR:2433:U:H1'	16:CP:125:SER:HB3	1.65	0.77
1:AR:1824:U:OP1	40:DM:3:ARG:NH2	2.18	0.77
1:1:1015:U:O2'	1:1:1017:C:OP2	2.01	0.77
1:AR:1170:A:OP2	84:AR:3504:OHX:N6	2.17	0.77
28:DA:71:SER:HB3	28:DA:83:ASP:HB2	1.65	0.77
1:1:2656:A:H4'	44:AP:98:LYS:HD2	1.67	0.77
25:6:918:U:H2'	25:6:919:A:H8	1.49	0.77
1:AR:2273:G:O6	84:AR:3697:OHX:N5	2.17	0.77
1:AR:1381:A:OP1	6:CF:197:ARG:NH1	2.16	0.77
56:I:32:PRO:HD2	56:I:34:LEU:HB2	1.67	0.77
1:1:2108:C:H1'	1:1:3344:A:C8	2.19	0.77
1:1:2897:A:H5''	42:AN:125:LYS:HG3	1.65	0.77
29:AA:83:THR:HG23	29:AA:85:TYR:H	1.49	0.77

Continued on next page...

Continued from previous page...

Atom-1	Atom-2	Interatomic distance (Å)	Clash overlap (Å)
25:A:1173:C:H3'	67:T:141:THR:HG21	1.65	0.77
6:CF:60:THR:HG22	6:CF:62:ALA:H	1.50	0.77
1:AR:1723:A:OP1	20:CT:128:LYS:NZ	2.18	0.77
33:DF:88:PRO:HG2	33:DF:89:LEU:HD12	1.66	0.77
25:A:1390:U:OP2	66:S:49:LYS:NZ	2.18	0.77
29:AA:95:VAL:HG21	29:AA:113:VAL:HG11	1.66	0.77
1:AR:2759:U:H5''	1:AR:2760:C:H5'	1.66	0.77
51:D:140:ARG:HH22	51:D:228:ASN:HD21	1.33	0.77
25:A:1239:U:O4	84:A:1925:OHX:N4	2.18	0.77
25:A:1757:G:O6	84:A:1901:OHX:N2	2.18	0.77
65:R:113:ASP:HA	65:R:116:LEU:HD22	1.66	0.77
1:1:1861:G:O6	84:1:3534:OHX:N1	2.19	0.76
1:1:3200:G:O6	84:1:3662:OHX:N4	2.18	0.76
1:1:1634:G:N7	29:AA:17:ARG:NH2	2.33	0.76
38:AJ:5:THR:HG23	38:AJ:12:ASN:HB2	1.68	0.76
6:CF:16:THR:HG22	6:CF:18:ASN:H	1.51	0.76
12:CL:14:ASN:O	12:CL:128:ARG:NH2	2.18	0.76
1:1:2310:U:OP1	84:1:3672:OHX:N1	2.19	0.76
30:AB:94:ALA:HB1	30:AB:122:PRO:HD2	1.67	0.76
1:AR:1389:G:N7	84:AR:3514:OHX:N5	2.32	0.76
45:DR:73:THR:HG23	45:DR:76:ALA:H	1.50	0.76
3:4:135:G:OP2	27:8:56:ARG:NH2	2.17	0.76
1:AR:3349:C:H42	1:AR:3356:G:H1	1.33	0.76
1:AR:917:A:OP2	84:AR:3712:OHX:N1	2.18	0.76
25:6:58:U:O4	84:6:1945:OHX:N6	2.18	0.76
25:A:992:A:OP1	84:A:1913:OHX:N2	2.18	0.76
1:AR:3164:C:N4	1:AR:3286:G:O6	2.18	0.76
49:B:52:LYS:HD2	70:W:82:VAL:HA	1.67	0.76
1:1:271:C:O2	38:AJ:82:ARG:NH2	2.17	0.76
25:6:915:A:OP1	84:6:1926:OHX:N6	2.18	0.76
1:AR:860:G:OP1	45:DR:17:ARG:NH1	2.18	0.76
57:J:185:GLU:HG2	60:M:23:PRO:HG2	1.66	0.76
1:1:1639:C:OP2	36:AH:74:ARG:NH2	2.18	0.76
15:CO:19:ARG:HA	15:CO:69:THR:HG22	1.67	0.76
1:AR:2198:A:OP2	84:AR:3691:OHX:N6	2.18	0.76
4:CD:111:THR:HB	4:CD:136:ILE:HD13	1.67	0.76
1:AR:1639:C:OP2	36:DI:74:ARG:NH2	2.19	0.76
54:G:143:ARG:NH1	54:G:218:GLU:OE1	2.19	0.76
54:G:62:VAL:HG13	54:G:89:ILE:HG12	1.67	0.76
1:1:1674:G:OP2	84:1:3485:OHX:N2	2.19	0.75
25:A:888:U:H1'	63:P:126:THR:HG21	1.68	0.75

Continued on next page...

Continued from previous page...

Atom-1	Atom-2	Interatomic distance (Å)	Clash overlap (Å)
1:1:25:U:O4	84:1:3406:OHX:N6	2.18	0.75
1:1:3312:U:O4	84:1:3433:OHX:N6	2.18	0.75
3:AT:15:G:OP2	84:AT:203:OHX:N3	2.19	0.75
1:1:1600:U:O2	1:1:1605:A:N6	2.18	0.75
1:AR:1563:C:O2	1:AR:1577:G:N2	2.18	0.75
37:DJ:78:LYS:HA	37:DJ:81:ARG:HD2	1.68	0.75
1:1:1373:A:OP2	30:AB:7:LYS:NZ	2.20	0.75
1:AR:2745:G:N7	84:AR:3468:OHX:N5	2.35	0.75
73:Z:83:LYS:HE2	73:Z:96:LEU:HB3	1.68	0.75
1:1:1414:G:N7	84:1:3657:OHX:N2	2.35	0.75
25:A:471:A:N7	84:A:1954:OHX:N1	2.33	0.75
1:AR:378:A:OP2	84:AR:3701:OHX:N3	2.19	0.75
71:X:26:LEU:HD21	71:X:60:LYS:HB3	1.67	0.75
25:A:1339:C:O2'	25:A:1341:A:N7	2.20	0.75
1:AR:3128:G:OP2	84:AR:3658:OHX:N3	2.20	0.75
1:AR:3112:G:N7	84:AR:3418:OHX:N6	2.35	0.75
6:CF:82:THR:HG23	6:CF:84:ARG:H	1.52	0.75
1:1:777:U:O4	84:1:3544:OHX:N2	2.20	0.75
1:AR:837:A:OP2	45:DR:4:ARG:NH1	2.20	0.75
1:1:1369:A:OP1	30:AB:21:ARG:NH1	2.20	0.74
1:1:2924:U:O2'	84:1:3667:OHX:N2	2.20	0.74
40:AL:12:LEU:HB3	40:AL:16:ARG:HH12	1.51	0.74
1:AR:3122:A:N1	11:CK:70:THR:HG21	2.02	0.74
55:H:69:LEU:HB3	55:H:71:THR:HG23	1.69	0.74
60:M:7:VAL:HG13	60:M:8:GLN:H	1.52	0.74
23:5:43:VAL:HB	23:5:49:ASN:HB3	1.70	0.74
25:6:770:A:OP2	84:6:1995:OHX:N4	2.19	0.74
1:AR:3346:U:H3	1:AR:3359:A:H61	1.35	0.74
1:AR:2973:G:OP1	84:AR:3650:OHX:N3	2.20	0.74
49:B:55:GLU:OE2	70:W:80:LYS:N	2.20	0.74
55:H:2:LYS:HB3	55:H:108:VAL:HG22	1.68	0.74
25:A:1085:G:N2	25:A:1088:A:OP2	2.18	0.74
1:AR:2812:C:H2'	1:AR:2813:A:H8	1.53	0.74
1:AR:3311:C:OP1	84:AR:3728:OHX:N4	2.21	0.74
1:1:2762:A:OP2	84:1:3472:OHX:N4	2.20	0.74
25:A:471:A:OP2	84:A:1954:OHX:N4	2.20	0.74
1:AR:3290:G:O6	84:AR:3603:OHX:N3	2.21	0.74
58:K:89:ASP:OD1	58:K:89:ASP:N	2.20	0.74
64:Q:67:ALA:O	84:Q:201:OHX:N1	2.20	0.74
1:1:900:G:H1'	1:1:1589:A:N6	2.03	0.74
25:6:1220:C:H42	25:6:1263:G:H1	1.35	0.74

Continued on next page...

Continued from previous page...

Atom-1	Atom-2	Interatomic distance (Å)	Clash overlap (Å)
6:CF:226:GLU:OE2	6:CF:246:ARG:NH2	2.20	0.74
57:J:5:ARG:NH1	57:J:29:LEU:O	2.18	0.74
1:AR:1239:C:H42	1:AR:1249:G:H1	1.35	0.74
25:6:1012:U:H4'	4:CD:248:GLY:HA2	1.69	0.74
28:9:27:ARG:HA	28:9:30:LEU:HD12	1.70	0.74
25:A:1424:A:H1'	51:D:92:ALA:HB1	1.70	0.74
71:X:82:LYS:O	71:X:84:GLY:N	2.16	0.74
25:6:1679:G:O6	84:6:2050:OHX:N4	2.21	0.74
63:P:13:VAL:HG13	63:P:77:THR:H	1.53	0.74
56:I:35:LYS:HG2	56:I:36:ALA:H	1.52	0.74
25:A:868:G:O6	84:A:1910:OHX:N6	2.21	0.74
1:AR:283:G:OP2	1:AR:285:A:O2'	2.05	0.74
1:AR:2988:C:OP1	17:CQ:68:ARG:NH1	2.21	0.74
1:1:3375:A:O2'	1:1:3378:C:OP2	2.05	0.73
1:1:383:G:N2	1:1:386:A:OP2	2.21	0.73
25:A:991:G:OP2	84:A:2009:OHX:N1	2.20	0.73
28:DA:45:ILE:HD11	28:DA:119:ILE:HG23	1.70	0.73
21:0:155:ARG:NH2	21:0:171:PHE:O	2.20	0.73
1:1:1942:U:HO2'	1:1:3345:G:HO2'	1.34	0.73
14:CN:28:GLN:OE1	16:CP:201:ARG:NH1	2.20	0.73
1:AR:2580:A:O2'	84:AR:3630:OHX:N1	2.22	0.73
5:CE:167:ARG:O	84:CE:402:OHX:N5	2.21	0.73
51:D:39:THR:O	51:D:42:GLY:N	2.21	0.73
21:0:141:LYS:HA	21:0:144:LEU:HD12	1.69	0.73
38:DK:45:ARG:NH2	38:DK:54:GLU:OE1	2.20	0.73
25:6:1595:U:H3	25:6:1600:A:H2	1.36	0.73
1:AR:2908:G:OP1	84:AR:3444:OHX:N1	2.21	0.73
1:AR:1345:G:N2	6:CF:307:GLN:OE1	2.19	0.73
64:Q:68:PRO:HG2	64:Q:71:GLU:HB3	1.71	0.73
1:1:3301:U:O4	84:1:3433:OHX:N2	2.22	0.73
25:A:1159:C:N3	84:A:1992:OHX:N6	2.36	0.73
1:AR:2754:G:OP2	84:AR:3549:OHX:N3	2.21	0.73
1:AR:3065:G:O6	84:AR:3606:OHX:N6	2.22	0.73
1:AR:778:U:O4	84:AR:3589:OHX:N1	2.20	0.73
1:AR:402:A:OP1	41:DN:36:ARG:NH2	2.21	0.73
1:1:1464:G:O2'	84:1:3416:OHX:N4	2.22	0.73
25:6:1265:G:N7	84:6:2055:OHX:N6	2.37	0.73
7:CG:120:LYS:O	7:CG:248:ARG:NH2	2.21	0.73
13:CM:92:ARG:HH21	13:CM:94:ARG:HH21	1.35	0.73
3:4:124:G:H1	3:4:129:C:H42	1.35	0.73
45:AQ:46:THR:HB	45:AQ:58:SER:HB2	1.69	0.73

Continued on next page...

Continued from previous page...

Atom-1	Atom-2	Interatomic distance (Å)	Clash overlap (Å)
51:D:106:ASP:OD1	51:D:108:ASN:N	2.21	0.73
40:DM:63:LYS:HA	40:DM:66:ILE:HD12	1.71	0.73
56:I:51:VAL:HG23	56:I:53:GLY:H	1.54	0.73
25:6:1645:G:H1	25:6:1756:A:H61	1.37	0.72
25:A:973:A:H2'	25:A:974:A:H8	1.52	0.72
1:1:2827:U:O4	84:1:3403:OHX:N4	2.22	0.72
1:1:2248:C:OP2	84:1:3419:OHX:N3	2.21	0.72
65:R:38:LEU:HD22	68:U:10:ALA:HB2	1.71	0.72
1:1:1486:G:N7	84:1:3689:OHX:N2	2.38	0.72
1:1:917:A:OP2	84:1:3677:OHX:N1	2.23	0.72
2:3:62:U:O4	2:3:63:A:N6	2.21	0.72
25:6:1280:C:H2'	25:6:1281:G:H8	1.53	0.72
16:CP:174:ILE:O	16:CP:175:ASN:ND2	2.22	0.72
25:A:753:A:H5'	53:F:221:ARG:HG3	1.69	0.72
25:6:621:A:HO2'	25:6:1106:U:HO2'	1.37	0.72
25:A:324:U:OP1	60:M:133:LYS:NZ	2.21	0.72
1:AR:1427:U:OP2	30:DC:4:ARG:NH2	2.22	0.72
25:A:1213:G:O6	84:A:1907:OHX:N5	2.23	0.72
49:B:36:TYR:OH	49:B:56:LYS:NZ	2.21	0.72
25:6:1268:G:H1'	25:6:1448:G:H5''	1.72	0.72
25:A:1338:C:H1'	25:A:1410:A:C4	2.25	0.72
1:AR:944:C:H4'	34:DG:33:ARG:NH1	2.05	0.72
1:1:2677:G:OP2	84:1:3586:OHX:N1	2.23	0.72
1:AR:1348:U:O2	1:AR:1349:G:N2	2.23	0.72
1:AR:992:A:H5''	22:CV:43:LYS:HD2	1.72	0.72
57:J:197:THR:HG22	57:J:200:LYS:HD2	1.69	0.72
1:AR:2108:C:H1'	1:AR:3344:A:C8	2.25	0.72
1:AR:2528:G:O3'	10:CJ:248:LYS:NZ	2.23	0.72
55:H:57:ASP:HA	55:H:106:LEU:HA	1.71	0.72
1:1:964:G:OP1	84:1:3502:OHX:N2	2.23	0.72
1:AR:1077:U:N3	1:AR:1082:U:O4	2.19	0.72
18:CR:36:ILE:HD11	18:CR:95:LEU:HD11	1.71	0.72
25:A:820:U:H2'	25:A:821:U:H4'	1.72	0.71
32:AD:16:LEU:HB3	32:AD:98:SER:HB2	1.72	0.71
1:AR:744:A:OP1	19:CS:66:ARG:NH2	2.23	0.71
34:DG:81:ASP:O	34:DG:84:THR:OG1	2.07	0.71
37:DJ:64:GLU:HA	37:DJ:67:ARG:HB2	1.71	0.71
69:V:27:THR:HB	69:V:88:LYS:HG3	1.71	0.71
1:1:1466:G:O6	84:1:3416:OHX:N4	2.23	0.71
1:1:860:G:OP1	45:AQ:17:ARG:NH1	2.23	0.71
38:DK:70:ARG:HD3	38:DK:84:LYS:HG2	1.70	0.71

Continued on next page...

Continued from previous page...

Atom-1	Atom-2	Interatomic distance (Å)	Clash overlap (Å)
25:A:1535:U:O2'	25:A:1536:G:N3	2.23	0.71
1:AR:3182:G:OP1	17:CQ:160:ARG:NH2	2.23	0.71
50:C:34:ALA:HB3	50:C:41:ARG:HA	1.71	0.71
25:A:123:G:H21	53:F:146:THR:HG21	1.53	0.71
69:V:27:THR:HG23	69:V:113:ASP:HB3	1.72	0.71
21:CU:2:ALA:HB3	21:CU:32:SER:HB3	1.72	0.71
1:1:1841:A:H2	41:AM:45:ARG:HH22	1.38	0.71
1:1:3120:C:OP2	84:1:3428:OHX:N3	2.23	0.71
1:1:2741:C:O2'	44:AP:20:HIS:ND1	2.23	0.71
1:AR:356:C:OP2	84:AR:3707:OHX:N2	2.23	0.71
10:CJ:140:VAL:HG21	16:CP:3:ALA:HB2	1.72	0.71
71:X:27:ILE:HG12	71:X:61:ILE:HB	1.73	0.71
73:Z:5:VAL:HG12	73:Z:6:THR:H	1.53	0.71
84:1:3596:OHX:N3	2:3:87:G:OP2	2.23	0.71
23:5:51:GLY:O	23:5:52:ASN:ND2	2.22	0.71
1:1:2535:A:H61	1:1:2544:U:H3	1.38	0.71
1:1:626:U:O4	84:1:3537:OHX:N3	2.23	0.71
22:2:68:THR:OG1	22:2:69:LYS:N	2.24	0.71
1:AR:1733:G:OP2	84:AR:3469:OHX:N6	2.24	0.71
33:DF:31:ARG:NH1	33:DF:35:GLU:OE1	2.24	0.71
3:AT:95:G:OP2	39:DL:72:ARG:NH1	2.24	0.71
1:1:1860:G:O6	84:1:3534:OHX:N1	2.24	0.71
53:F:193:GLY:HA3	53:F:210:ILE:HG22	1.73	0.71
31:AC:17:HIS:O	84:AC:101:OHX:N2	2.23	0.71
1:AR:964:G:OP1	84:AR:3511:OHX:N1	2.24	0.71
2:AS:26:C:H5'	7:CG:56:THR:HB	1.71	0.71
50:C:183:GLN:HG2	50:C:187:LYS:HE3	1.73	0.71
1:AR:3369:G:N1	5:CE:380:MET:O	2.20	0.71
19:CS:185:LYS:HD3	19:CS:186:VAL:HG23	1.72	0.71
1:AR:2261:G:O2'	1:AR:2263:C:N4	2.23	0.70
6:CF:145:ILE:O	84:CF:401:OHX:N4	2.24	0.70
8:CH:51:ARG:NH1	15:CO:114:ASP:OD2	2.24	0.70
62:O:76:LYS:HA	62:O:81:ALA:HB2	1.72	0.70
25:A:521:A:N3	73:Z:34:ASN:ND2	2.39	0.70
1:1:2976:A:OP1	84:1:3654:OHX:N6	2.24	0.70
54:G:73:THR:HG22	54:G:75:GLY:H	1.54	0.70
1:1:2897:A:OP2	42:AN:124:LYS:NZ	2.21	0.70
25:6:1735:U:O4	84:6:1979:OHX:N5	2.24	0.70
1:AR:2705:A:OP2	84:AR:3401:OHX:N4	2.24	0.70
1:AR:1486:G:N7	84:AR:3536:OHX:N4	2.39	0.70
50:C:28:GLU:OE2	50:C:94:LYS:NZ	2.24	0.70

Continued on next page...

Continued from previous page...

Atom-1	Atom-2	Interatomic distance (Å)	Clash overlap (Å)
1:AR:1028:U:O2	13:CM:94:ARG:NH1	2.23	0.70
21:CU:91:TYR:O	21:CU:137:ARG:NH1	2.25	0.70
29:DB:25:ILE:HA	29:DB:43:VAL:HG12	1.72	0.70
52:E:115:ILE:HD11	52:E:138:VAL:HG11	1.72	0.70
1:1:1230:G:H1	1:1:1279:C:H42	1.37	0.70
1:AR:3045:G:OP1	5:CE:19:ARG:NH2	2.23	0.70
1:AR:409:A:OP2	84:AR:3604:OHX:N3	2.24	0.70
67:T:49:LYS:NZ	67:T:80:LYS:O	2.24	0.70
25:6:1118:G:O6	84:6:2035:OHX:N2	2.24	0.70
25:6:822:U:H2'	25:6:823:G:H5''	1.72	0.70
25:A:158:U:O2'	25:A:160:C:OP2	2.09	0.70
36:DI:58:ARG:HG3	36:DI:59:PRO:HD2	1.72	0.70
25:A:1034:C:HO2'	71:X:2:THR:N	1.89	0.70
25:A:42:G:N7	84:A:1918:OHX:N4	2.40	0.70
12:CL:220:GLN:O	84:CL:301:OHX:N2	2.25	0.70
73:Z:60:PHE:H	73:Z:71:GLY:HA2	1.55	0.70
1:1:3375:A:H5''	1:1:3378:C:H5	1.56	0.70
25:A:1473:U:O2'	54:G:103:ASN:OD1	2.09	0.70
1:AR:1345:G:N7	84:AR:3568:OHX:N5	2.40	0.70
1:AR:3396:U:O2	84:AR:3682:OHX:N6	2.25	0.70
24:CX:54:LEU:HD21	24:CX:119:GLY:HA3	1.73	0.70
1:1:409:A:H61	3:4:15:G:H1'	1.56	0.70
1:AR:1171:G:O6	84:AR:3504:OHX:N1	2.24	0.70
1:1:2513:U:OP2	84:1:3446:OHX:N3	2.25	0.70
25:6:1699:G:H22	25:6:1702:A:H5''	1.57	0.70
26:7:6:ASP:HB3	26:7:10:GLY:H	1.57	0.69
25:A:366:A:OP1	25:A:758:U:O2'	2.09	0.69
25:A:62:A:OP1	84:A:1944:OHX:N4	2.25	0.69
29:DB:27:LYS:HB3	29:DB:42:LEU:HB2	1.73	0.69
1:1:1481:A:O2'	1:1:1858:A:N3	2.21	0.69
23:5:18:ASP:H	23:5:104:ARG:HA	1.57	0.69
25:A:384:G:O6	84:A:2008:OHX:N6	2.26	0.69
3:AT:126:A:O2'	3:AT:128:U:OP2	2.09	0.69
3:AT:133:G:N7	84:AT:210:OHX:N6	2.40	0.69
54:G:40:ILE:HG23	54:G:42:LEU:HD22	1.73	0.69
38:AJ:4:LYS:HD2	38:AJ:14:GLY:HA3	1.73	0.69
4:CD:6:ARG:HH12	4:CD:199:THR:H	1.39	0.69
18:CR:125:GLN:HB2	18:CR:141:SER:HB2	1.73	0.69
41:DN:23:LEU:HD22	41:DN:24:PRO:HD2	1.74	0.69
25:A:1533:C:H4'	25:A:1539:G:N1	2.07	0.69
1:AR:2278:C:OP1	84:AR:3592:OHX:N6	2.25	0.69

Continued on next page...

Continued from previous page...

Atom-1	Atom-2	Interatomic distance (Å)	Clash overlap (Å)
23:CW:14:THR:HG23	23:CW:66:VAL:HG22	1.74	0.69
61:N:61:VAL:HG13	61:N:121:VAL:HG23	1.72	0.69
65:R:114:ARG:H	65:R:116:LEU:HD13	1.57	0.69
2:3:112:G:OP2	84:3:206:OHX:N3	2.25	0.69
25:6:895:G:H1	25:6:917:U:H3	1.39	0.69
28:DA:3:LYS:HG3	28:DA:8:VAL:HG13	1.73	0.69
25:A:550:A:OP2	84:A:1904:OHX:N4	2.26	0.69
1:1:819:U:OP1	39:AK:10:LYS:NZ	2.25	0.69
1:AR:1369:A:OP1	30:DC:21:ARG:NH1	2.26	0.69
22:CV:119:ALA:O	22:CV:123:GLY:N	2.14	0.69
1:1:2572:C:O2'	1:1:2573:G:O4'	2.11	0.69
1:1:2818:U:H6	1:1:2818:U:H5'	1.57	0.69
1:1:1441:G:O6	84:1:3463:OHX:N1	2.26	0.69
25:A:356:G:OP2	84:A:1914:OHX:N6	2.26	0.69
2:AS:79:A:OP2	84:AS:203:OHX:N5	2.25	0.69
1:1:1029:G:H2'	1:1:1030:A:C8	2.27	0.69
1:1:612:U:H2'	1:1:613:G:H8	1.56	0.69
25:6:1164:G:H1	25:6:1581:C:H42	1.38	0.69
55:H:114:VAL:HG12	55:H:115:LYS:HD3	1.75	0.69
1:1:3098:G:N7	84:1:3440:OHX:N5	2.40	0.69
3:4:77:A:OP2	84:4:202:OHX:N2	2.26	0.69
25:A:520:A:H2'	25:A:521:A:C8	2.28	0.69
25:A:7:G:N7	51:D:205:ARG:NH1	2.34	0.69
1:AR:1538:G:OP2	84:AR:3508:OHX:N4	2.26	0.69
1:AR:679:U:O4	84:AR:3518:OHX:N2	2.25	0.69
1:AR:409:A:OP2	84:AR:3604:OHX:N5	2.26	0.69
71:X:30:SER:HB2	71:X:61:ILE:HG13	1.75	0.69
72:Y:70:LYS:HB3	72:Y:93:LEU:HD22	1.75	0.69
1:1:742:G:O6	84:1:3513:OHX:N1	2.26	0.69
25:A:1500:C:OP1	68:U:122:ARG:NH2	2.20	0.69
25:A:732:G:O2'	25:A:733:A:O4'	2.11	0.69
1:AR:1235:U:H4'	1:AR:1236:G:H5'	1.73	0.69
1:AR:2656:A:H4'	44:DQ:98:LYS:HD2	1.74	0.69
54:G:37:GLN:HB3	65:R:53:LEU:HD22	1.75	0.69
68:U:42:GLY:HA2	68:U:84:LYS:HB2	1.75	0.69
25:A:992:A:H2'	25:A:993:A:H5'	1.73	0.69
1:AR:2311:G:OP2	84:AR:3478:OHX:N1	2.26	0.69
1:AR:510:G:O6	84:AR:3526:OHX:N2	2.26	0.69
1:AR:691:A:OP1	6:CF:46:LYS:NZ	2.25	0.69
1:AR:1326:A:O2'	35:DH:77:ASN:OD1	2.09	0.69
25:A:40:A:OP1	58:K:3:ARG:NH1	2.26	0.69

Continued on next page...

Continued from previous page...

Atom-1	Atom-2	Interatomic distance (Å)	Clash overlap (Å)
1:1:1951:C:H42	1:1:2095:G:H1	1.41	0.68
28:9:126:LEU:HD12	28:9:127:GLU:H	1.57	0.68
28:9:71:SER:HB3	28:9:83:ASP:HB2	1.72	0.68
1:AR:2169:G:O6	84:AR:3454:OHX:N2	2.26	0.68
36:AH:16:ARG:HD2	36:AH:37:LYS:HD2	1.76	0.68
1:AR:1315:U:OP2	17:CQ:44:SER:OG	2.11	0.68
1:AR:1637:A:H5''	29:DB:16:GLY:HA3	1.74	0.68
9:CI:158:LYS:HE2	9:CI:159:GLN:H	1.58	0.68
55:H:77:LEU:HD13	55:H:84:TYR:HB2	1.75	0.68
1:1:1192:C:OP2	84:1:3588:OHX:N4	2.26	0.68
1:1:24:G:OP2	84:1:3406:OHX:N4	2.26	0.68
1:1:651:G:O2'	1:1:1435:A:OP1	2.10	0.68
25:6:1154:G:N7	84:6:1992:OHX:N6	2.41	0.68
36:AH:51:LEU:HD23	36:AH:51:LEU:H	1.57	0.68
49:B:31:VAL:HG12	49:B:33:GLN:H	1.56	0.68
25:6:1202:A:OP1	84:6:1986:OHX:N1	2.25	0.68
28:9:45:ILE:HD11	28:9:119:ILE:HG23	1.76	0.68
28:9:3:LYS:HG3	28:9:8:VAL:HG13	1.76	0.68
25:A:1588:G:H1	25:A:1608:U:H3	1.41	0.68
43:AO:13:LEU:HD11	43:AO:17:ARG:CZ	2.23	0.68
1:AR:1720:U:OP2	20:CT:110:ARG:NH1	2.27	0.68
12:CL:171:TRP:O	12:CL:174:THR:HG22	1.94	0.68
26:CY:25:ASP:OD1	26:CY:26:SER:N	2.26	0.68
65:R:31:VAL:HG13	65:R:67:VAL:HB	1.74	0.68
1:1:1723:A:OP1	73:Z:128:LYS:NZ	96.86	0.68
1:1:1650:G:N2	1:1:1805:C:O2	2.20	0.68
1:1:975:C:H2'	1:1:976:U:H6	1.59	0.68
25:6:1095:U:O4	84:6:2040:OHX:N2	2.26	0.68
25:A:22:A:OP2	84:A:1997:OHX:N4	2.27	0.68
25:A:844:A:H2'	25:A:845:G:H8	1.57	0.68
25:A:1592:A:H2'	25:A:1593:A:H8	1.59	0.68
25:A:1110:G:N7	84:A:1947:OHX:N3	2.42	0.68
25:A:818:C:N4	25:A:819:G:O6	2.27	0.68
5:CE:183:LEU:O	5:CE:191:LYS:NZ	2.24	0.68
17:CQ:85:ARG:HD3	17:CQ:90:HIS:CD2	2.28	0.68
21:CU:155:ARG:NH2	21:CU:171:PHE:O	2.26	0.68
25:6:1385:G:N7	84:6:1977:OHX:N6	2.42	0.68
25:6:800:U:H2'	25:6:801:G:H8	1.59	0.68
3:4:95:G:OP2	39:AK:72:ARG:NH1	2.26	0.68
1:AR:583:G:O6	84:AR:3524:OHX:N5	2.27	0.68
5:CE:218:ILE:HG12	5:CE:276:THR:HG23	1.76	0.68

Continued on next page...

Continued from previous page...

Atom-1	Atom-2	Interatomic distance (Å)	Clash overlap (Å)
5:CE:284:ARG:HB3	5:CE:323:MET:HB3	1.74	0.68
25:A:1220:C:OP1	59:L:48:SER:OG	2.10	0.68
25:A:23:G:O6	25:A:602:U:N3	2.19	0.68
1:AR:24:G:OP2	84:AR:3408:OHX:N6	2.26	0.68
1:AR:430:U:OP1	84:AR:3608:OHX:N5	2.27	0.68
5:CE:292:ALA:HB1	5:CE:295:ALA:HB2	1.76	0.68
25:A:1522:U:OP2	84:A:1937:OHX:N3	2.27	0.67
25:A:1015:U:OP1	84:A:1923:OHX:N3	2.27	0.67
25:A:701:U:H3	25:A:737:A:H61	1.40	0.67
1:AR:2595:A:OP1	84:AR:3548:OHX:N4	2.27	0.67
3:AT:18:U:OP1	84:AT:211:OHX:N1	2.27	0.67
50:C:137:ILE:HG13	50:C:172:LEU:HD13	1.76	0.67
17:CQ:79:ILE:HG21	17:CQ:138:LEU:HD11	1.76	0.67
1:1:2156:C:O2	1:1:2180:G:N2	2.16	0.67
1:1:2233:A:OP2	84:1:3582:OHX:N5	2.28	0.67
3:4:136:G:OP1	27:8:48:SER:OG	2.05	0.67
25:6:1579:U:OP1	84:6:2043:OHX:N4	2.28	0.67
38:AJ:70:ARG:HH11	38:AJ:84:LYS:HD3	1.59	0.67
2:AS:49:G:C5	7:CG:58:LYS:HG3	2.28	0.67
25:6:1773:C:OP2	43:DP:2:ARG:NH1	2.26	0.67
25:A:68:A:OP1	55:H:160:ARG:NH2	2.26	0.67
1:AR:2904:U:OP1	84:AR:3545:OHX:N3	2.28	0.67
25:A:1280:C:H2'	25:A:1281:G:C8	2.28	0.67
25:A:1595:U:H3	25:A:1600:A:H2	1.40	0.67
39:AK:14:LYS:HD2	41:AM:51:ILE:HD12	1.77	0.67
1:AR:2400:G:H5''	1:AR:2401:A:OP2	1.93	0.67
12:CL:43:VAL:HG21	12:CL:197:VAL:HB	1.76	0.67
18:CR:24:VAL:HG13	18:CR:86:LYS:HG2	1.75	0.67
40:DM:24:THR:HG23	40:DM:44:LYS:HB2	1.75	0.67
67:T:95:GLY:O	84:T:201:OHX:N2	2.27	0.67
25:6:1680:G:O6	84:6:2050:OHX:N1	2.27	0.67
25:A:738:G:O6	84:A:1974:OHX:N1	2.27	0.67
25:A:835:U:OP1	84:A:2019:OHX:N6	2.26	0.67
1:AR:3364:C:OP1	84:AR:3443:OHX:N1	2.28	0.67
25:6:1799:U:H4'	25:6:1800:A:H2'	1.76	0.67
28:9:112:ASP:H	28:9:115:ARG:HB2	1.59	0.67
25:A:1073:G:H4'	62:O:10:GLY:HA2	1.77	0.67
1:AR:2828:G:OP1	12:CL:7:ARG:NH1	2.24	0.67
1:AR:2922:G:O6	84:AR:3650:OHX:N2	2.27	0.67
54:G:74:ALA:O	65:R:122:ARG:NH2	2.27	0.67
25:6:1727:G:O6	84:6:1915:OHX:N2	2.27	0.67

Continued on next page...

Continued from previous page...

Atom-1	Atom-2	Interatomic distance (Å)	Clash overlap (Å)
1:AR:1717:U:H2'	1:AR:1718:G:C8	2.30	0.67
1:AR:2812:C:H2'	1:AR:2813:A:C8	2.30	0.67
1:AR:2356:A:H61	1:AR:2983:C:H5	1.40	0.67
68:U:57:ARG:HH21	68:U:80:TYR:HB3	1.58	0.67
1:1:2925:C:O2	84:1:3556:OHX:N1	2.27	0.67
25:A:1789:G:H8	63:P:132:ARG:HH21	1.43	0.67
25:A:475:A:OP2	58:K:126:ARG:NH1	2.27	0.67
50:C:180:THR:HG22	50:C:181:LEU:H	1.59	0.67
28:DA:86:THR:HG22	28:DA:96:PRO:HA	1.75	0.67
1:1:300:G:O6	84:1:3684:OHX:N1	2.28	0.67
1:1:781:G:N7	84:1:3478:OHX:N5	2.42	0.67
1:AR:2305:G:N2	1:AR:2305:G:OP2	2.28	0.67
64:Q:29:SER:OG	64:Q:30:THR:N	2.23	0.67
25:6:1058:U:H4'	25:6:1059:U:OP1	1.94	0.66
25:6:1764:C:OP1	84:6:1982:OHX:N1	2.29	0.66
25:A:1290:U:H2'	25:A:1291:G:C8	2.29	0.66
1:AR:2854:U:OP2	12:CL:3:ARG:NH2	2.28	0.66
1:AR:3353:G:OP2	84:AR:3727:OHX:N1	2.27	0.66
49:B:69:ASN:OD1	51:D:244:SER:OG	2.12	0.66
84:AR:3511:OHX:N2	30:DC:24:LYS:O	2.28	0.66
1:1:1839:A:OP2	84:1:3514:OHX:N3	2.27	0.66
40:AL:31:LEU:HA	40:AL:37:PRO:HA	1.76	0.66
1:AR:2268:U:H3'	1:AR:2269:U:H5''	1.77	0.66
1:AR:177:U:H3	1:AR:242:C:H42	1.44	0.66
1:AR:1892:G:N7	84:AR:3615:OHX:N1	2.43	0.66
37:DJ:76:GLN:O	37:DJ:81:ARG:NH1	2.29	0.66
1:1:2128:C:OP1	84:1:3495:OHX:N6	2.28	0.66
1:1:944:C:OP1	34:AF:33:ARG:NH1	2.28	0.66
25:6:1305:U:OP2	25:6:1306:C:N4	2.25	0.66
1:1:1514:G:O2'	41:AM:45:ARG:NH2	2.29	0.66
25:6:373:G:N7	84:6:2047:OHX:N3	2.43	0.66
1:1:317:A:OP2	38:AJ:30:LYS:NZ	2.28	0.66
1:AR:1487:G:H1	1:AR:1855:U:H3	1.43	0.66
1:AR:1088:U:OP2	84:AR:3689:OHX:N4	2.28	0.66
1:AR:2230:C:OP2	84:AR:3721:OHX:N4	2.28	0.66
1:1:3019:U:O4	84:1:3527:OHX:N1	2.28	0.66
25:6:482:U:H3	25:6:505:A:H61	1.43	0.66
25:A:1291:G:H22	25:A:1324:G:H22	1.42	0.66
1:AR:1236:G:N2	1:AR:1244:A:OP1	2.28	0.66
13:CM:90:GLN:HG2	13:CM:170:ASP:HB2	1.78	0.66
1:1:420:G:O6	84:1:3437:OHX:N6	2.28	0.66

Continued on next page...

Continued from previous page...

Atom-1	Atom-2	Interatomic distance (Å)	Clash overlap (Å)
25:A:1010:C:OP2	84:A:2009:OHX:N6	2.29	0.66
25:A:27:U:OP2	84:A:1962:OHX:N3	2.29	0.66
25:A:973:A:H2'	25:A:974:A:C8	2.31	0.66
32:AD:13:LYS:HB3	32:AD:100:ILE:HG22	1.78	0.66
1:AR:1580:A:H4'	1:AR:1581:C:H5'	1.77	0.66
64:Q:121:ILE:HG22	64:Q:123:TYR:H	1.61	0.66
1:1:3353:G:H5''	57:J:162:ALA:HA	1.78	0.66
1:AR:1657:C:O2'	1:AR:1797:A:OP2	2.12	0.66
1:AR:440:A:OP1	1:AR:494:G:O2'	2.10	0.66
55:H:7:TYR:HB2	55:H:124:LEU:HG	1.78	0.66
59:L:15:LEU:HD13	59:L:21:VAL:HG23	1.78	0.66
1:1:2416:U:H2'	1:1:2417:U:C6	2.31	0.66
29:AA:17:ARG:HG3	36:AH:73:SER:HB3	1.76	0.66
1:AR:2371:G:O6	84:AR:3410:OHX:N2	2.28	0.66
55:H:33:GLY:HA2	55:H:51:LYS:HE2	1.76	0.66
22:2:8:ARG:O	22:2:11:THR:OG1	2.11	0.66
25:6:1672:G:O6	84:6:1915:OHX:N6	2.29	0.66
1:AR:801:A:O2'	84:AR:3531:OHX:N1	2.28	0.66
30:DC:3:SER:O	30:DC:6:THR:HG22	1.96	0.66
1:1:2525:G:O2'	1:1:2526:C:OP2	2.14	0.66
1:1:581:U:O4	84:1:3546:OHX:N4	2.29	0.66
25:6:716:C:H42	25:6:722:G:H1	1.43	0.66
33:AE:23:VAL:O	33:AE:28:ARG:NH1	2.29	0.66
40:DM:44:LYS:HG2	40:DM:53:THR:HB	1.77	0.66
1:1:1233:G:H22	1:1:1255:C:H42	1.42	0.65
25:6:992:A:OP1	84:6:1908:OHX:N1	2.29	0.65
1:AR:155:G:H5''	1:AR:156:G:C8	2.30	0.65
1:AR:1466:G:O6	84:AR:3413:OHX:N5	2.29	0.65
1:AR:549:U:H2'	1:AR:550:A:C8	2.31	0.65
25:6:1280:C:H2'	25:6:1281:G:C8	2.30	0.65
25:A:1140:G:OP2	84:A:1943:OHX:N6	2.29	0.65
25:A:357:G:OP2	84:A:1938:OHX:N3	2.29	0.65
41:AM:21:ARG:HD3	41:AM:22:PRO:O	1.97	0.65
1:AR:291:C:H5''	16:CP:68:ARG:HH12	1.60	0.65
13:CM:60:ARG:O	13:CM:63:GLU:HB2	1.97	0.65
1:AR:836:A:O2'	45:DR:9:GLY:O	2.08	0.65
1:1:612:U:H2'	1:1:613:G:C8	2.32	0.65
25:6:1542:G:N2	25:6:1569:A:OP2	2.30	0.65
25:A:830:U:HO2'	25:A:831:U:H6	1.45	0.65
50:C:129:THR:HA	50:C:177:GLN:HA	1.77	0.65
40:DM:46:ARG:HH21	40:DM:51:LEU:HB2	1.61	0.65

Continued on next page...

Continued from previous page...

Atom-1	Atom-2	Interatomic distance (Å)	Clash overlap (Å)
1:1:132:C:H2'	1:1:133:U:H5''	1.76	0.65
1:1:1895:A:O2'	1:1:3053:G:H4'	1.96	0.65
1:1:371:G:O6	84:1:3713:OHX:N4	2.29	0.65
1:1:565:U:H2'	1:1:566:G:H8	1.62	0.65
1:AR:1071:U:O4	84:AR:3611:OHX:N3	2.29	0.65
25:A:66:U:C5	55:H:173:PRO:HG3	2.31	0.65
1:1:3197:G:H2'	1:1:3198:U:H5''	1.78	0.65
25:6:1160:A:H2'	25:6:1161:C:C6	2.32	0.65
25:A:280:U:O2'	25:A:281:G:OP2	2.13	0.65
1:AR:2790:A:O2'	84:AR:3570:OHX:N4	2.30	0.65
50:C:171:ILE:HD13	50:C:196:GLU:HG2	1.79	0.65
6:CF:351:PRO:HA	9:CI:71:ALA:HA	1.79	0.65
56:I:64:VAL:HG22	56:I:94:ALA:HB1	1.78	0.65
66:S:85:VAL:HG12	66:S:86:PRO:HA	1.79	0.65
71:X:6:VAL:HG13	71:X:29:PRO:HD2	1.79	0.65
25:A:134:U:OP1	25:A:136:C:N4	2.29	0.65
25:A:1508:U:O4	84:A:1909:OHX:N2	2.30	0.65
1:AR:3328:G:OP2	84:AR:3538:OHX:N1	2.30	0.65
5:CE:286:GLY:HA3	5:CE:321:PHE:CE1	2.31	0.65
54:G:57:SER:O	54:G:59:VAL:N	2.25	0.65
65:R:127:LYS:HA	65:R:134:ALA:HA	1.78	0.65
1:1:3316:A:OP1	1:1:3318:G:N2	2.30	0.65
1:1:1534:A:OP1	84:1:3413:OHX:N1	2.30	0.65
25:6:245:U:O4	84:6:1978:OHX:N4	2.30	0.65
25:6:104:A:H61	25:6:308:C:H5'	1.62	0.65
25:A:1789:G:OP2	63:P:132:ARG:NH2	2.25	0.65
25:A:480:G:H22	25:A:509:G:H1'	1.61	0.65
25:A:895:G:H1	25:A:917:U:H3	1.44	0.65
1:AR:209:A:H4'	1:AR:211:A:N7	2.12	0.65
1:AR:1790:G:O6	84:AR:3696:OHX:N4	2.29	0.65
1:AR:1431:G:N7	30:DC:9:ARG:NH2	2.44	0.65
2:3:9:C:OP1	22:2:26:HIS:ND1	2.30	0.65
25:A:1488:G:H3'	25:A:1515:A:H61	1.62	0.65
25:A:1523:G:H8	68:U:79:LEU:HD13	1.62	0.65
60:M:99:ARG:NH1	72:Y:7:ARG:O	2.29	0.65
25:6:1690:G:H1	25:6:1711:C:H42	1.44	0.65
1:AR:2731:U:H2'	1:AR:2732:G:H8	1.60	0.65
2:AS:91:G:H2'	2:AS:92:A:C8	2.31	0.65
7:CG:232:ASP:OD1	7:CG:232:ASP:N	2.30	0.65
8:CH:43:LEU:HD11	8:CH:85:ILE:HG13	1.79	0.65
52:E:40:ARG:HB2	69:V:67:THR:HG21	31.46	0.65

Continued on next page...

Continued from previous page...

Atom-1	Atom-2	Interatomic distance (Å)	Clash overlap (Å)
1:1:567:G:O6	84:1:3541:OHX:N1	2.30	0.65
1:AR:314:U:H2'	1:AR:315:C:C6	2.32	0.65
1:AR:832:G:OP1	84:AR:3507:OHX:N5	2.30	0.65
16:CP:73:ARG:HB2	16:CP:89:VAL:HG13	1.79	0.65
28:DA:69:LYS:O	28:DA:83:ASP:N	2.26	0.65
32:DE:34:LEU:HD23	32:DE:59:TYR:HB3	1.79	0.65
33:DF:74:ARG:HH12	33:DF:109:VAL:HG11	1.61	0.65
38:DK:74:LYS:HD2	38:DK:80:PHE:HD1	1.61	0.65
58:K:38:ASN:HB2	58:K:41:GLU:HG3	1.78	0.65
65:R:42:GLU:HA	65:R:45:ARG:HB2	1.79	0.65
72:Y:7:ARG:HH11	72:Y:7:ARG:HB2	1.61	0.65
1:1:1493:G:O6	41:AM:2:ALA:N	2.30	0.64
4:CD:96:LEU:O	45:DR:87:ARG:NH1	2.29	0.64
52:E:137:VAL:HG22	52:E:151:LYS:HG3	1.79	0.64
68:U:28:LEU:HD13	68:U:30:VAL:HG22	1.77	0.64
21:0:2:ALA:HB3	21:0:32:SER:HB3	1.79	0.64
1:1:2296:A:OP1	84:1:3681:OHX:N2	2.30	0.64
1:1:1543:G:O6	84:1:3595:OHX:N2	2.31	0.64
25:6:383:G:N7	84:6:2007:OHX:N2	2.46	0.64
25:6:75:U:O2'	25:6:76:A:O4'	2.15	0.64
25:A:461:G:N7	84:A:2021:OHX:N1	2.44	0.64
39:AK:17:THR:HG22	39:AK:18:LEU:H	1.62	0.64
1:AR:1409:G:O6	84:AR:3661:OHX:N6	2.31	0.64
1:AR:900:G:H1'	1:AR:1589:A:N6	2.13	0.64
49:B:21:ASN:HB3	49:B:24:LEU:HD13	1.78	0.64
1:1:2155:G:OP2	84:1:3639:OHX:N4	2.29	0.64
25:6:1738:U:O4	84:6:1918:OHX:N2	2.30	0.64
25:A:1169:G:N1	25:A:1575:G:OP2	2.27	0.64
1:AR:1839:A:OP1	84:AR:3536:OHX:N3	2.30	0.64
1:AR:2123:G:N7	84:AR:3601:OHX:N1	2.46	0.64
4:CD:116:VAL:HG12	4:CD:164:GLY:HA3	1.79	0.64
6:CF:44:LYS:HB3	6:CF:47:ARG:NH1	2.11	0.64
1:AR:1949:G:OP2	20:CT:135:LYS:NZ	2.31	0.64
45:DR:30:GLU:HA	45:DR:33:GLN:HG2	1.79	0.64
57:J:114:GLU:HG2	57:J:120:THR:HA	1.77	0.64
25:6:1370:U:O4	84:6:2000:OHX:N6	2.30	0.64
25:A:1291:G:N2	25:A:1324:G:H22	1.96	0.64
25:A:1111:G:OP2	84:A:2041:OHX:N3	2.31	0.64
41:AM:23:LEU:HD22	41:AM:24:PRO:HD2	1.78	0.64
1:AR:284:A:OP2	44:DQ:41:ARG:NH1	2.30	0.64
1:AR:955:U:H2'	1:AR:956:U:C6	2.32	0.64

Continued on next page...

Continued from previous page...

Atom-1	Atom-2	Interatomic distance (Å)	Clash overlap (Å)
17:CQ:121:PRO:HA	17:CQ:124:LEU:HD22	1.79	0.64
1:1:1852:G:N7	84:1:3516:OHX:N3	2.45	0.64
1:1:835:G:O2'	1:1:857:G:N2	2.24	0.64
25:6:845:G:H2'	25:6:846:G:H8	1.61	0.64
25:A:1353:U:O4	84:A:1973:OHX:N5	2.30	0.64
12:CL:87:LEU:HD23	12:CL:138:VAL:HG22	1.80	0.64
54:G:206:SER:O	54:G:212:LYS:NZ	2.29	0.64
1:1:3365:U:H2'	1:1:3366:G:C8	2.32	0.64
25:6:355:G:OP1	84:6:1922:OHX:N5	2.31	0.64
30:AB:116:GLY:HA2	30:AB:137:LYS:HE3	1.77	0.64
30:AB:93:SER:O	30:AB:93:SER:OG	2.16	0.64
1:AR:90:C:H2'	1:AR:91:G:H5'	1.78	0.64
11:CK:100:ASN:HB3	11:CK:115:ARG:HB2	1.79	0.64
2:AS:28:C:OP1	13:CM:137:ARG:NH1	2.28	0.64
44:DQ:15:LYS:HD3	44:DQ:18:ARG:HH11	1.62	0.64
55:H:135:PRO:HB2	55:H:141:ILE:HG12	1.78	0.64
66:S:71:PHE:HD1	66:S:73:LEU:HB3	1.62	0.64
25:6:1579:U:OP1	84:6:2043:OHX:N6	2.31	0.64
25:6:705:U:HO2'	25:6:706:A:H8	1.45	0.64
25:A:140:A:N6	25:A:281:G:OP1	2.29	0.64
25:A:1745:G:O6	84:A:1964:OHX:N6	2.31	0.64
1:AR:3085:G:OP2	84:AR:3407:OHX:N1	2.31	0.64
1:AR:566:G:O6	84:AR:3631:OHX:N2	2.31	0.64
12:CL:54:SER:HB2	12:CL:135:ILE:HD11	1.80	0.64
14:CN:52:ASP:N	14:CN:52:ASP:OD1	2.29	0.64
84:6:1973:OHX:N3	24:CX:133:SER:O	2.31	0.64
58:K:53:ARG:NH2	58:K:97:LEU:O	2.30	0.64
1:1:426:G:H5'	34:AF:50:ILE:HG22	1.80	0.64
1:AR:2211:U:O4	84:AR:3462:OHX:N4	2.31	0.64
49:B:63:ILE:HG12	70:W:36:VAL:HG22	1.79	0.64
11:CK:8:GLN:HG2	11:CK:68:LEU:HD13	1.80	0.64
16:CP:73:ARG:NH1	16:CP:88:GLY:O	2.29	0.64
18:CR:122:ALA:HB3	18:CR:143:PRO:HB2	1.80	0.64
29:DB:54:THR:H	29:DB:57:HIS:CD2	2.15	0.64
44:DQ:77:CYS:O	44:DQ:79:THR:N	2.30	0.64
54:G:117:THR:HG21	54:G:194:LEU:HD12	1.79	0.64
25:A:1242:A:OP1	64:Q:59:LYS:NZ	2.28	0.64
67:T:83:ALA:HA	67:T:86:LEU:HD23	1.78	0.64
71:X:6:VAL:HG12	71:X:34:ILE:HD11	1.80	0.64
1:1:68:C:OP2	1:1:301:G:N2	2.31	0.64
25:A:138:A:OP2	25:A:1706:C:O2'	2.16	0.64

Continued on next page...

Continued from previous page...

Atom-1	Atom-2	Interatomic distance (Å)	Clash overlap (Å)
25:A:1481:C:O2'	25:A:1482:C:O5'	2.15	0.64
25:A:1599:C:O2	84:A:1988:OHX:N4	2.30	0.64
1:AR:549:U:H2'	1:AR:550:A:H8	1.62	0.64
1:AR:291:C:H5''	16:CP:68:ARG:NH1	2.13	0.64
1:AR:838:G:O6	45:DR:4:ARG:NH2	2.31	0.64
1:1:2683:U:H2'	1:1:2684:C:C6	2.33	0.64
1:1:3055:U:H1'	1:1:3057:U:OP2	1.98	0.64
1:AR:1740:U:H1'	1:AR:1741:A:H2	1.62	0.64
1:AR:20:A:OP2	37:DJ:90:ARG:NH1	2.31	0.64
1:AR:3343:G:H21	1:AR:3362:A:H2	1.45	0.64
11:CK:120:ASP:OD2	11:CK:124:ARG:NH2	2.30	0.64
35:DH:8:TYR:CE2	35:DH:99:ARG:HG2	2.33	0.64
1:1:155:G:H5''	1:1:156:G:C8	2.32	0.63
1:AR:1383:G:O6	84:AR:3437:OHX:N6	2.31	0.63
49:B:118:PRO:HG2	49:B:141:ILE:HD13	1.79	0.63
11:CK:172:ILE:HD13	11:CK:172:ILE:H	1.63	0.63
24:CX:31:ALA:HB2	24:CX:69:LEU:HD23	1.80	0.63
27:CZ:103:TYR:HB3	27:CZ:135:ILE:HD11	1.80	0.63
1:1:437:G:OP2	84:1:3720:OHX:N3	2.32	0.63
25:A:651:G:O6	84:A:1981:OHX:N4	2.31	0.63
29:AA:51:LEU:HB2	29:AA:65:ARG:HD2	1.80	0.63
1:AR:2263:C:OP1	84:AR:3456:OHX:N1	2.32	0.63
1:AR:2249:G:OP1	84:AR:3697:OHX:N6	2.30	0.63
1:1:624:G:O6	84:1:3698:OHX:N5	2.31	0.63
1:1:870:G:N7	84:1:3459:OHX:N6	2.47	0.63
1:1:2722:U:O2'	22:2:88:ARG:O	2.14	0.63
3:4:43:A:OP1	84:4:212:OHX:N2	2.31	0.63
25:A:823:G:H2'	25:A:824:G:C8	2.33	0.63
67:T:41:ARG:NE	68:U:46:PRO:HD3	2.13	0.63
1:1:1819:U:O4	84:1:3579:OHX:N4	2.31	0.63
32:AD:13:LYS:NZ	32:AD:99:ASP:OD1	2.31	0.63
2:AS:85:G:N7	84:AS:204:OHX:N6	2.45	0.63
1:1:718:G:C2	1:1:721:G:H1'	2.34	0.63
3:4:65:A:O3'	37:AI:10:ARG:NH2	2.32	0.63
25:6:730:G:O6	84:6:1955:OHX:N3	2.32	0.63
1:AR:373:A:OP1	84:AR:3649:OHX:N6	2.32	0.63
1:1:1541:G:OP2	84:1:3558:OHX:N2	2.31	0.63
1:1:2960:C:H2'	1:1:2961:G:H8	1.64	0.63
1:1:2187:G:OP2	84:1:3540:OHX:N2	2.32	0.63
1:1:837:A:OP2	45:AQ:4:ARG:NH1	2.30	0.63
25:A:83:G:OP2	84:A:1944:OHX:N5	2.31	0.63

Continued on next page...

Continued from previous page...

Atom-1	Atom-2	Interatomic distance (Å)	Clash overlap (Å)
1:AR:3312:U:H5''	5:CE:25:ILE:HD12	1.80	0.63
69:V:42:VAL:HG13	69:V:52:LYS:HZ2	1.62	0.63
1:1:2172:A:OP1	84:1:3598:OHX:N4	2.32	0.63
1:1:1853:U:OP2	84:1:3572:OHX:N4	2.32	0.63
25:A:1518:C:OP1	84:A:1998:OHX:N5	2.31	0.63
1:AR:65:A:H4'	1:AR:66:A:O5'	1.99	0.63
3:AT:136:G:OP1	27:CZ:48:SER:OG	2.16	0.63
73:Z:87:PRO:HB2	73:Z:90:ARG:HG3	1.80	0.63
1:1:2982:A:OP1	84:1:3722:OHX:N3	2.32	0.63
25:A:1300:A:OP1	51:D:99:LYS:NZ	2.32	0.63
25:A:513:U:OP1	58:K:133:HIS:NE2	2.28	0.63
25:A:927:C:O2'	63:P:124:ASP:O	2.17	0.63
11:CK:50:ASN:ND2	15:CO:4:ASP:OD1	2.31	0.63
3:AT:141:C:OP1	16:CP:109:ARG:NH1	2.32	0.63
16:CP:43:THR:OG1	16:CP:131:GLU:OE2	2.16	0.63
25:A:895:G:H21	63:P:38:THR:HG21	1.63	0.63
1:1:1659:U:O4	84:1:3702:OHX:N4	2.31	0.63
25:6:628:G:N2	25:6:970:A:OP2	2.28	0.63
25:A:1498:G:H5''	68:U:72:GLY:HA3	1.81	0.63
34:AF:97:ALA:HB3	34:AF:100:ILE:HG12	1.80	0.63
1:AR:393:U:OP2	84:AR:3453:OHX:N1	2.32	0.63
1:AR:972:A:OP1	19:CS:12:ARG:NH2	2.30	0.63
17:CQ:33:ILE:HG22	17:CQ:102:LEU:HD12	1.81	0.63
19:CS:133:LYS:HB2	19:CS:135:GLN:HE22	1.63	0.63
20:CT:105:LEU:HD13	20:CT:138:LEU:HD12	1.80	0.63
57:J:66:SER:HA	57:J:73:SER:HA	1.80	0.63
1:1:2247:G:OP1	84:1:3603:OHX:N6	2.32	0.62
1:1:2255:A:OP1	84:1:3471:OHX:N3	2.31	0.62
1:AR:2897:A:H2'	1:AR:2899:C:H5''	1.80	0.62
1:AR:715:A:HO2'	1:AR:752:C:HO2'	1.47	0.62
27:CZ:46:TYR:HD2	37:DJ:75:TYR:HB3	1.64	0.62
65:R:79:TYR:HA	65:R:82:ARG:HD3	1.81	0.62
25:A:1520:U:OP2	68:U:75:LYS:NZ	2.32	0.62
2:3:3:U:H2'	2:3:4:U:C6	2.33	0.62
25:A:1764:C:OP1	84:A:1970:OHX:N5	2.32	0.62
1:AR:1580:A:H5'	1:AR:2522:G:N7	2.13	0.62
5:CE:123:TYR:CE1	5:CE:124:LYS:HG3	2.34	0.62
5:CE:25:ILE:HD13	5:CE:25:ILE:N	2.14	0.62
20:CT:25:ASP:HB3	20:CT:28:GLU:HB2	1.81	0.62
51:D:179:VAL:O	51:D:198:THR:OG1	2.12	0.62
25:6:1524:A:H2'	25:6:1525:A:C8	2.34	0.62

Continued on next page...

Continued from previous page...

Atom-1	Atom-2	Interatomic distance (Å)	Clash overlap (Å)
25:6:982:U:O4	25:6:983:A:N6	2.31	0.62
25:A:878:G:N7	84:A:1959:OHX:N2	2.47	0.62
72:Y:69:ARG:NH1	72:Y:116:ASP:OD2	2.33	0.62
1:1:3319:U:O2'	1:1:3320:A:OP1	2.15	0.62
1:1:23:A:OP1	84:1:3406:OHX:N5	2.33	0.62
1:1:807:A:H61	1:1:934:G:H22	1.47	0.62
25:A:1769:U:OP2	84:A:2023:OHX:N4	2.33	0.62
32:AD:22:LYS:HB2	32:AD:94:GLU:HB2	1.81	0.62
35:AG:75:HIS:HB3	35:AG:80:VAL:HB	1.81	0.62
44:AP:50:PHE:O	84:AP:502:OHX:N2	2.33	0.62
9:CI:30:ARG:NH2	9:CI:33:ARG:HH22	1.97	0.62
1:1:129:U:O4	84:1:3427:OHX:N5	2.32	0.62
1:1:2094:C:H2'	1:1:2095:G:H8	1.64	0.62
1:1:2228:A:H2'	1:1:2229:A:C8	2.33	0.62
25:6:1648:A:H2'	25:6:1649:G:C8	2.35	0.62
25:6:407:A:H2'	25:6:408:C:C6	2.34	0.62
25:A:1233:G:OP2	84:A:2030:OHX:N5	2.33	0.62
29:AA:88:ASP:HB3	29:AA:121:ARG:HH12	1.64	0.62
1:AR:2169:G:O6	84:AR:3454:OHX:N5	2.32	0.62
1:AR:3295:A:H2'	1:AR:3296:A:C8	2.35	0.62
1:AR:911:C:H5''	4:CD:15:ILE:HD13	1.81	0.62
6:CF:192:GLY:HA2	6:CF:195:ARG:HG3	1.81	0.62
15:CO:22:LEU:HB3	15:CO:64:VAL:HG13	1.81	0.62
20:CT:21:LYS:O	20:CT:53:LYS:HB2	2.00	0.62
30:DC:112:ILE:HB	30:DC:130:VAL:HG12	1.80	0.62
70:W:79:LEU:HD22	70:W:82:VAL:HG21	1.81	0.62
25:6:1569:A:H8	25:6:1569:A:OP2	1.82	0.62
25:6:918:U:H2'	25:6:919:A:C8	2.32	0.62
51:D:157:LYS:HD3	51:D:168:ARG:HH21	1.65	0.62
32:DE:100:ILE:HG13	32:DE:101:LEU:HD22	1.81	0.62
60:M:14:GLN:HB3	60:M:54:ILE:HG21	1.81	0.62
63:P:25:ASP:OD1	63:P:26:THR:N	2.32	0.62
63:P:30:VAL:HG13	63:P:39:ILE:HG13	1.80	0.62
1:1:109:A:H4'	1:1:110:G:OP1	2.00	0.62
22:2:17:ARG:HG3	22:2:22:HIS:HA	1.82	0.62
25:A:1550:A:P	64:Q:42:ARG:HH21	2.22	0.62
25:A:730:G:O6	84:A:2034:OHX:N4	2.32	0.62
25:6:138:A:N6	25:6:266:A:H61	1.97	0.62
25:A:1479:A:H2'	25:A:1480:G:H8	1.63	0.62
25:A:452:A:H3'	25:A:453:U:C6	2.35	0.62
25:A:823:G:O2'	25:A:824:G:O4'	2.16	0.62

Continued on next page...

Continued from previous page...

Atom-1	Atom-2	Interatomic distance (Å)	Clash overlap (Å)
1:1:1073:U:H1'	31:AC:50:THR:HB	1.82	0.62
1:AR:430:U:OP2	84:AR:3484:OHX:N2	2.32	0.62
1:AR:2242:A:H5''	4:CD:244:GLY:HA3	1.80	0.62
51:D:45:VAL:HG21	51:D:68:ILE:HG23	1.80	0.62
62:O:84:ILE:HB	62:O:88:LEU:HD12	1.82	0.62
65:R:115:THR:HA	65:R:118:ILE:HG23	1.81	0.62
1:1:1940:G:H21	1:1:3362:A:H8	1.45	0.62
1:1:842:G:OP2	84:1:3709:OHX:N1	2.31	0.62
3:4:126:A:O2'	3:4:128:U:OP1	2.18	0.62
25:6:1073:G:O6	84:6:1997:OHX:N5	2.32	0.62
25:6:86:A:H2'	25:6:87:C:H6	1.65	0.62
25:A:1234:A:OP2	84:A:2030:OHX:N3	2.32	0.62
25:A:656:G:O2'	25:A:657:U:O4'	2.18	0.62
6:CF:140:HIS:NE2	6:CF:246:ARG:HG2	2.15	0.62
20:CT:175:GLN:HA	20:CT:178:ALA:HB3	1.80	0.62
22:CV:14:MET:HE1	22:CV:55:LYS:HB2	1.82	0.62
29:DB:41:ALA:HB2	29:DB:77:TYR:HE1	1.64	0.62
25:A:337:G:H3'	60:M:133:LYS:HB2	1.81	0.62
2:3:4:U:H2'	2:3:5:G:C8	2.35	0.61
1:1:715:A:H8	30:AB:115:LYS:HG2	1.64	0.61
1:AR:1833:G:OP1	41:DN:10:LYS:NZ	2.28	0.61
17:CQ:22:VAL:HG21	17:CQ:120:VAL:HG11	1.80	0.61
30:DC:36:GLY:HA3	30:DC:40:HIS:CE1	2.35	0.61
1:AR:2793:G:H5''	44:DQ:66:LYS:HG2	1.81	0.61
1:1:733:G:N7	84:1:3604:OHX:N6	2.48	0.61
25:A:220:A:H5''	25:A:832:U:H1'	1.82	0.61
1:AR:1806:A:OP2	84:AR:3527:OHX:N3	2.33	0.61
1:AR:3263:G:N7	84:AR:3620:OHX:N2	2.46	0.61
15:CO:135:LEU:HD11	17:CQ:178:VAL:HG22	1.82	0.61
29:DB:50:PRO:HD3	29:DB:68:ILE:HG12	1.83	0.61
55:H:71:THR:OG1	55:H:72:ARG:N	2.30	0.61
66:S:20:TYR:CE1	66:S:38:ILE:HD11	2.35	0.61
73:Z:5:VAL:O	73:Z:6:THR:OG1	2.17	0.61
25:A:442:C:O2'	25:A:525:A:N1	2.32	0.61
1:AR:678:G:N7	84:AR:3518:OHX:N2	2.48	0.61
1:AR:656:A:H2'	1:AR:657:A:C8	2.34	0.61
5:CE:188:ILE:HD12	5:CE:189:SER:H	1.64	0.61
40:DM:27:ILE:HB	40:DM:78:LEU:HD11	1.80	0.61
52:E:127:MET:HE1	52:E:133:GLY:HA2	1.82	0.61
58:K:109:LEU:HB2	58:K:146:PHE:HB3	1.81	0.61
1:1:1892:G:O6	84:1:3616:OHX:N1	2.32	0.61

Continued on next page...

Continued from previous page...

Atom-1	Atom-2	Interatomic distance (Å)	Clash overlap (Å)
1:1:864:G:OP2	84:1:3420:OHX:N2	2.33	0.61
84:6:1973:OHX:N5	24:CX:133:SER:O	2.33	0.61
25:6:489:C:O2'	25:6:490:C:O4'	2.17	0.61
36:DI:8:ARG:HH21	36:DI:31:ARG:HG2	1.64	0.61
53:F:193:GLY:HA3	53:F:210:ILE:CG2	2.30	0.61
59:L:23:ALA:O	59:L:64:TYR:HB2	2.00	0.61
1:1:2794:G:O2'	1:1:2795:U:OP2	2.17	0.61
1:1:1615:C:OP1	84:1:3712:OHX:N3	2.33	0.61
25:6:868:G:H1	25:6:960:U:H3	1.48	0.61
25:A:320:U:H3'	25:A:321:C:H5''	1.82	0.61
1:AR:3075:G:O6	84:AR:3606:OHX:N6	2.34	0.61
1:AR:121:A:C2	10:CJ:129:PRO:HB3	2.35	0.61
12:CL:68:ALA:HB2	12:CL:158:LYS:HB2	1.83	0.61
1:AR:3214:U:OP2	15:CO:128:ARG:NH2	2.33	0.61
29:DB:78:ASN:OD1	32:DE:35:ARG:NH1	2.33	0.61
25:A:1160:A:OP2	65:R:142:TYR:OH	2.19	0.61
68:U:77:ASN:HB3	68:U:95:ASP:HB3	1.80	0.61
25:6:947:U:H2'	25:6:948:G:C8	2.36	0.61
1:1:1844:C:O2	39:AK:9:GLY:HA2	2.01	0.61
1:AR:1108:U:H2'	1:AR:1109:U:H6	1.66	0.61
3:AT:74:U:O2	84:AT:208:OHX:N5	2.33	0.61
1:AR:2424:A:N1	4:CD:230:VAL:HG21	2.15	0.61
7:CG:297:GLN:HA	84:CG:302:OHX:N1	2.16	0.61
14:CN:89:TYR:CE1	14:CN:93:ILE:HD11	2.35	0.61
49:B:117:GLU:O	51:D:40:LYS:NZ	2.33	0.61
28:DA:73:VAL:HA	28:DA:80:VAL:HG23	1.82	0.61
1:1:410:U:O4	84:1:3594:OHX:N2	2.33	0.61
1:1:872:U:H2'	1:1:873:C:C6	2.36	0.61
25:A:329:G:O6	84:A:1984:OHX:N6	2.34	0.61
25:A:491:C:N3	25:A:496:G:N2	2.43	0.61
25:A:631:G:H2'	25:A:632:U:C6	2.35	0.61
4:CD:108:PRO:O	4:CD:111:THR:OG1	2.15	0.61
5:CE:187:SER:O	5:CE:190:GLU:N	2.33	0.61
1:1:2216:G:OP1	38:AJ:75:LYS:NZ	2.31	0.61
3:4:62:C:O2	84:4:204:OHX:N5	2.34	0.61
25:6:58:U:O2'	25:6:451:A:N3	2.31	0.61
25:A:1097:U:O2'	51:D:159:THR:OG1	2.17	0.61
25:A:800:U:H2'	25:A:801:G:H8	1.64	0.61
1:AR:2284:C:O2	84:AR:3678:OHX:N1	2.34	0.61
8:CH:40:LEU:HD13	8:CH:84:VAL:HG11	1.81	0.61
15:CO:38:ILE:HD12	21:CU:150:PHE:HE1	1.65	0.61

Continued on next page...

Continued from previous page...

Atom-1	Atom-2	Interatomic distance (Å)	Clash overlap (Å)
18:CR:11:PRO:HA	18:CR:14:SER:HB2	1.83	0.61
21:CU:12:ARG:HB3	21:CU:24:LEU:HD23	1.83	0.61
51:D:144:TRP:CE2	51:D:173:PRO:HG3	2.36	0.61
3:AT:41:A:H4'	39:DL:59:THR:HG22	1.83	0.61
54:G:55:ASP:HB3	54:G:58:LEU:HD12	1.83	0.61
25:A:867:G:H21	62:O:87:ASP:HB3	1.64	0.61
25:6:825:U:O4	84:6:1921:OHX:N3	2.33	0.61
25:A:1297:G:N2	25:A:1300:A:OP2	2.34	0.61
1:1:284:A:OP2	44:AP:41:ARG:NH1	2.34	0.61
1:AR:2881:C:H2'	1:AR:2882:U:C6	2.36	0.61
1:AR:3253:G:N7	84:AR:3736:OHX:N1	2.49	0.61
2:AS:91:G:H2'	2:AS:92:A:H8	1.65	0.61
18:CR:40:GLU:HB3	18:CR:43:LYS:HG3	1.82	0.61
37:DJ:85:THR:HG22	37:DJ:88:LEU:H	1.65	0.61
1:1:1288:U:H2'	1:1:1289:G:H8	1.65	0.61
1:1:1631:C:OP2	29:AA:48:ARG:NH2	2.33	0.61
1:1:3008:A:N7	84:1:3438:OHX:N5	2.48	0.61
22:2:44:ALA:HB2	22:2:53:PRO:HG2	1.83	0.61
25:6:1537:C:O2'	25:6:1540:G:O6	2.18	0.61
25:6:1650:U:H2'	25:6:1651:A:C8	2.36	0.61
25:A:218:A:N6	25:A:844:A:H1'	2.15	0.61
39:AK:69:HIS:HB3	39:AK:72:ARG:NH2	2.16	0.61
1:AR:1108:U:H2'	1:AR:1109:U:C6	2.36	0.61
1:AR:44:U:O3'	84:AR:3509:OHX:N2	2.34	0.61
7:CG:111:GLN:HA	7:CG:116:ASP:HB2	1.83	0.61
10:CJ:156:ASP:OD1	10:CJ:156:ASP:N	2.33	0.61
51:D:101:VAL:HG22	51:D:115:ILE:HG12	1.82	0.61
25:6:1648:A:H2'	25:6:1649:G:H8	1.65	0.60
25:A:1784:C:H2'	25:A:1785:U:C6	2.35	0.60
1:AR:1409:G:OP1	84:AR:3530:OHX:N5	2.34	0.60
1:AR:3316:A:OP1	1:AR:3318:G:N2	2.33	0.60
14:CN:76:THR:OG1	14:CN:77:LEU:N	2.34	0.60
28:9:47:ALA:O	28:9:122:LYS:NZ	2.33	0.60
25:A:16:G:H2'	25:A:17:C:C6	2.36	0.60
25:A:1784:C:H2'	25:A:1785:U:H6	1.66	0.60
41:AM:44:TRP:CH2	41:AM:45:ARG:HG3	2.36	0.60
1:AR:1701:C:H2'	1:AR:1702:U:O4'	2.02	0.60
1:1:1365:G:OP2	84:1:3505:OHX:N3	2.34	0.60
1:1:2386:A:OP1	84:1:3563:OHX:N1	2.34	0.60
23:5:18:ASP:HB3	23:5:104:ARG:HB2	1.82	0.60
25:A:1701:A:H3'	25:A:1702:A:H5''	1.83	0.60

Continued on next page...

Continued from previous page...

Atom-1	Atom-2	Interatomic distance (Å)	Clash overlap (Å)
50:C:131:ASP:HB3	50:C:180:THR:HG23	1.84	0.60
57:J:117:TYR:CD1	57:J:150:ALA:HB2	2.36	0.60
65:R:110:THR:HA	65:R:113:ASP:HB2	1.83	0.60
1:1:1634:G:OP1	29:AA:107:ARG:NH1	2.35	0.60
1:1:2881:C:H2'	1:1:2882:U:H6	1.65	0.60
25:6:947:U:H2'	25:6:948:G:H8	1.66	0.60
1:AR:1804:A:H2'	1:AR:1805:C:C6	2.36	0.60
1:AR:673:U:OP1	19:CS:21:SER:OG	2.14	0.60
3:AT:16:G:OP1	84:AT:218:OHX:N2	2.34	0.60
49:B:154:GLU:HA	70:W:63:GLY:HA2	1.83	0.60
11:CK:129:ARG:O	11:CK:132:VAL:HG22	2.02	0.60
13:CM:37:LEU:HD12	13:CM:67:VAL:HG23	1.83	0.60
24:CX:45:ARG:HD2	24:CX:46:LEU:H	1.66	0.60
53:F:105:VAL:HG13	53:F:243:GLY:HA2	1.83	0.60
65:R:32:ASN:N	65:R:67:VAL:O	2.29	0.60
67:T:24:GLY:O	67:T:59:GLY:N	2.34	0.60
1:1:1233:G:H22	1:1:1255:C:N4	1.99	0.60
1:1:2683:U:H2'	1:1:2684:C:H6	1.66	0.60
1:1:3289:G:N7	84:1:3665:OHX:N4	2.48	0.60
1:1:863:C:OP1	84:1:3420:OHX:N6	2.34	0.60
25:6:1140:G:OP2	84:6:1927:OHX:N3	2.35	0.60
1:AR:1189:C:N4	17:CQ:133:ARG:HE	1.98	0.60
1:AR:2724:U:OP1	22:CV:57:TYR:OH	2.15	0.60
35:DH:90:PRO:O	35:DH:92:LYS:N	2.33	0.60
55:H:163:THR:HA	55:H:168:THR:HA	1.83	0.60
1:1:1596:C:H2'	1:1:1597:C:C6	2.37	0.60
1:1:2820:A:OP1	84:1:3441:OHX:N5	2.34	0.60
1:1:3121:U:H1'	1:1:3122:A:H5''	1.84	0.60
1:1:3143:C:O2'	84:1:3437:OHX:N2	2.35	0.60
28:9:73:VAL:HA	28:9:80:VAL:HG23	1.83	0.60
29:AA:26:VAL:HG21	29:AA:96:VAL:HB	1.83	0.60
30:AB:94:ALA:HB1	30:AB:121:VAL:HG13	1.84	0.60
37:AI:29:ALA:HA	37:AI:32:LYS:HE2	1.82	0.60
1:AR:3098:G:N7	84:AR:3421:OHX:N6	2.50	0.60
1:AR:1098:A:O2'	22:CV:130:ARG:O	2.16	0.60
44:DQ:25:VAL:HG22	44:DQ:72:LEU:HD22	1.84	0.60
62:O:150:VAL:O	84:O:201:OHX:N3	2.35	0.60
66:S:14:LYS:NZ	66:S:18:GLU:OE2	2.32	0.60
1:1:1952:G:H3'	1:1:1953:G:H5''	1.82	0.60
1:1:3049:A:H5'	1:1:3049:A:H8	1.65	0.60
2:3:3:U:H2'	2:3:4:U:H6	1.67	0.60

Continued on next page...

Continued from previous page...

Atom-1	Atom-2	Interatomic distance (Å)	Clash overlap (Å)
25:A:1291:G:H22	25:A:1324:G:N2	1.99	0.60
1:AR:1307:G:C2	1:AR:1308:A:C2	2.90	0.60
1:AR:770:G:N7	84:AR:3598:OHX:N6	2.49	0.60
1:AR:665:A:OP1	16:CP:203:ARG:NH1	2.35	0.60
3:AT:83:C:H1'	3:AT:85:G:N2	2.16	0.60
5:CE:169:THR:HG23	5:CE:171:LEU:H	1.66	0.60
5:CE:230:THR:HA	5:CE:235:THR:HG23	1.82	0.60
8:CH:40:LEU:HD11	8:CH:54:TYR:HB2	1.82	0.60
55:H:186:ARG:O	55:H:190:GLN:HG2	2.01	0.60
1:1:2261:G:O2'	1:1:2263:C:N4	2.35	0.60
1:1:2751:G:N7	84:1:3644:OHX:N6	2.50	0.60
1:1:994:G:O6	84:1:3624:OHX:N2	2.35	0.60
25:6:419:G:N7	84:6:1973:OHX:N1	2.49	0.60
25:A:623:A:OP1	84:A:2035:OHX:N1	2.35	0.60
35:AG:49:ILE:N	35:AG:69:GLY:O	2.25	0.60
1:AR:1013:G:O6	1:AR:1036:A:N6	2.35	0.60
5:CE:76:VAL:HG12	5:CE:325:LYS:HA	1.82	0.60
21:CU:77:VAL:HG22	21:CU:126:VAL:HG22	1.83	0.60
1:AR:2629:U:O4	22:CV:2:GLY:N	2.35	0.60
1:1:1222:G:O2'	1:1:1285:G:N1	2.35	0.60
1:1:2611:U:H2'	1:1:2612:U:C6	2.37	0.60
1:1:263:C:H2'	1:1:264:G:O4'	2.02	0.60
1:1:1814:A:OP1	84:1:3628:OHX:N2	2.34	0.60
25:6:1489:U:H5'	25:6:1494:C:H1'	1.84	0.60
7:CG:226:TYR:HE2	7:CG:236:LEU:HD11	1.67	0.60
25:A:197:A:H61	57:J:138:ASN:HD22	1.50	0.60
65:R:40:GLU:HA	65:R:42:GLU:N	2.16	0.60
25:6:1011:G:OP2	84:6:1976:OHX:N4	2.35	0.60
1:AR:129:U:H2'	1:AR:130:A:C8	2.37	0.60
1:AR:2120:A:OP2	84:AR:3573:OHX:N4	2.34	0.60
8:CH:47:PHE:O	8:CH:50:LYS:HB2	2.02	0.60
18:CR:78:VAL:HG22	18:CR:80:LYS:H	1.66	0.60
24:CX:2:SER:N	24:CX:57:MET:H	2.00	0.60
53:F:122:LYS:HD2	53:F:164:LEU:HD21	1.82	0.60
53:F:129:VAL:HB	53:F:139:VAL:HG12	1.84	0.60
65:R:123:ARG:HG3	65:R:124:PRO:HD2	1.82	0.60
66:S:71:PHE:CD1	66:S:73:LEU:HB3	2.36	0.60
73:Z:62:THR:HA	73:Z:69:SER:HA	1.84	0.60
1:1:1278:A:O2'	1:1:1279:C:O5'	2.19	0.59
1:1:1485:G:OP2	84:1:3689:OHX:N1	2.34	0.59
1:1:2273:G:O6	84:1:3419:OHX:N5	2.35	0.59

Continued on next page...

Continued from previous page...

Atom-1	Atom-2	Interatomic distance (Å)	Clash overlap (Å)
1:1:1854:C:OP2	84:1:3572:OHX:N5	2.34	0.59
25:6:1381:U:OP1	84:6:2038:OHX:N4	2.35	0.59
25:A:1459:C:H42	67:T:139:LYS:HE3	1.67	0.59
25:A:1592:A:H2'	25:A:1593:A:C8	2.37	0.59
1:AR:1365:G:OP2	84:AR:3532:OHX:N3	2.33	0.59
1:AR:1786:G:H2'	1:AR:1787:A:C8	2.36	0.59
1:AR:1895:A:O2'	1:AR:3053:G:H4'	2.02	0.59
2:AS:49:G:O6	7:CG:58:LYS:HE2	2.02	0.59
28:DA:47:ALA:O	28:DA:122:LYS:NZ	2.35	0.59
60:M:75:VAL:HG12	60:M:119:VAL:HA	1.84	0.59
1:1:2947:G:H4'	1:1:2947:G:OP2	2.01	0.59
25:6:1542:G:N2	25:6:1568:C:H1'	2.17	0.59
25:6:921:U:O4	84:6:2039:OHX:N3	2.35	0.59
1:1:715:A:C8	30:AB:115:LYS:HG2	2.37	0.59
38:AJ:98:ARG:HD2	38:AJ:98:ARG:H	1.67	0.59
1:AR:1813:A:OP1	1:AR:1817:G:O2'	2.20	0.59
49:B:124:THR:HG22	49:B:174:TRP:HE1	1.68	0.59
6:CF:317:PRO:C	6:CF:319:LYS:H	2.05	0.59
7:CG:64:ILE:HD12	7:CG:109:THR:HG21	1.84	0.59
16:CP:172:ARG:CZ	16:CP:174:ILE:HD11	2.31	0.59
23:CW:19:VAL:HG12	23:CW:105:LEU:HD22	1.84	0.59
1:AR:293:C:O2'	38:DK:76:ARG:O	2.20	0.59
56:I:150:GLN:HB3	56:I:181:ILE:HD12	1.83	0.59
72:Y:62:LYS:N	72:Y:116:ASP:O	2.30	0.59
1:1:1807:G:H5''	29:AA:135:ARG:HH22	1.67	0.59
1:1:2169:G:O6	84:1:3450:OHX:N1	2.35	0.59
25:6:737:A:H2'	25:6:738:G:C8	2.37	0.59
33:AE:83:GLU:OE2	84:AE:201:OHX:N4	2.35	0.59
17:CQ:18:ARG:O	17:CQ:22:VAL:HG13	2.02	0.59
29:DB:25:ILE:HG23	29:DB:41:ALA:HB1	1.84	0.59
72:Y:127:VAL:O	72:Y:130:VAL:HG22	2.02	0.59
1:1:519:A:N6	21:O:65:ASN:O	2.34	0.59
1:1:2956:A:OP1	84:1:3415:OHX:N1	2.35	0.59
1:1:430:U:OP1	84:1:3666:OHX:N6	2.36	0.59
1:1:1699:A:OP1	84:1:3712:OHX:N1	2.35	0.59
25:6:1533:C:H4'	25:6:1539:G:N1	2.17	0.59
25:A:839:U:O4	84:A:1915:OHX:N4	2.36	0.59
1:AR:3057:U:O2'	1:AR:3059:G:OP1	2.19	0.59
1:AR:2744:U:OP1	84:AR:3596:OHX:N1	2.35	0.59
1:AR:3192:U:O4	84:AR:3643:OHX:N6	2.35	0.59
35:DH:12:LYS:HD3	35:DH:97:SER:HA	1.85	0.59

Continued on next page...

Continued from previous page...

Atom-1	Atom-2	Interatomic distance (Å)	Clash overlap (Å)
56:I:98:ILE:HG12	56:I:121:VAL:HG21	1.84	0.59
56:I:12:ALA:HB3	56:I:13:PRO:HD3	1.84	0.59
50:C:77:GLU:OE1	63:P:114:ARG:NH2	2.34	0.59
64:Q:81:ARG:HH12	64:Q:120:SER:HB3	1.67	0.59
70:W:17:CYS:HB2	70:W:56:SER:HB3	1.83	0.59
1:1:2407:C:H1'	1:1:2818:U:O2	2.02	0.59
25:6:1696:G:O2'	25:6:1698:G:N7	2.34	0.59
25:A:568:G:N7	72:Y:69:ARG:NH2	2.50	0.59
1:AR:1021:G:N2	1:AR:1032:C:O2	2.35	0.59
1:AR:2310:U:O4	84:AR:3485:OHX:N5	2.35	0.59
1:AR:944:C:OP1	34:DG:33:ARG:NH1	2.35	0.59
6:CF:299:ILE:HG23	19:CS:39:ARG:HB3	1.83	0.59
19:CS:96:PHE:CD1	19:CS:97:PRO:HD2	2.38	0.59
51:D:241:ASP:HA	51:D:244:SER:HB2	1.84	0.59
25:A:331:A:H4'	57:J:31:ARG:O	2.02	0.59
1:1:1826:C:H2'	1:1:1827:C:C6	2.38	0.59
1:1:3082:C:H2'	1:1:3083:G:C8	2.38	0.59
1:1:621:A:O2'	84:1:3698:OHX:N1	2.35	0.59
25:6:990:C:OP2	84:6:1976:OHX:N2	2.35	0.59
29:AA:25:ILE:HA	29:AA:43:VAL:HG12	1.85	0.59
1:AR:421:G:OP1	84:AR:3522:OHX:N2	2.35	0.59
1:AR:1196:C:O2	84:AR:3594:OHX:N1	2.35	0.59
5:CE:187:SER:HB3	5:CE:190:GLU:HB2	1.85	0.59
40:DM:18:ALA:O	40:DM:20:VAL:N	2.35	0.59
54:G:124:LEU:HD22	54:G:199:ILE:HD13	1.84	0.59
25:A:474:A:OP2	58:K:44:ARG:NH1	2.31	0.59
1:AR:2108:C:H1'	1:AR:3344:A:H8	1.67	0.59
14:CN:9:ILE:HG13	30:DC:49:HIS:CE1	2.37	0.59
55:H:197:ASN:OD1	55:H:201:GLN:NE2	2.35	0.59
25:6:367:A:OP1	84:6:2037:OHX:N3	2.35	0.59
25:6:950:C:H2'	25:6:951:A:C8	2.37	0.59
1:AR:145:G:O6	84:AR:3521:OHX:N5	2.35	0.59
9:CI:151:ARG:NH1	9:CI:244:ASN:O	2.36	0.59
28:DA:56:VAL:HG11	28:DA:104:LEU:HD13	1.85	0.59
1:1:713:U:O2'	1:1:754:G:OP1	2.19	0.59
25:6:709:C:O2	25:6:730:G:N2	2.36	0.59
25:A:1738:U:H2'	25:A:1739:C:C6	2.38	0.59
25:A:1761:U:O2'	25:A:1762:A:OP2	2.20	0.59
25:A:980:G:H4'	25:A:1776:A:H4'	1.85	0.59
1:AR:1080:A:OP1	7:CG:140:ARG:HD3	2.03	0.59
1:AR:1249:G:H2'	1:AR:1250:G:H8	1.66	0.59

Continued on next page...

Continued from previous page...

Atom-1	Atom-2	Interatomic distance (Å)	Clash overlap (Å)
1:AR:1549:U:O4	84:AR:3700:OHX:N2	2.35	0.59
1:AR:2525:G:OP2	4:CD:37:ARG:NH1	2.36	0.59
1:AR:3203:U:H2'	1:AR:3204:C:C6	2.38	0.59
22:CV:18:ASP:HB2	22:CV:21:LYS:HB2	1.84	0.59
29:DB:36:HIS:CD2	29:DB:74:VAL:HG11	2.37	0.59
45:AQ:87:ARG:HD3	57:J:96:LEU:O	101.35	0.59
1:1:975:C:H2'	1:1:976:U:C6	2.38	0.59
25:A:715:U:H3	25:A:723:G:H1	1.51	0.59
1:AR:1851:G:OP2	84:AR:3542:OHX:N2	2.34	0.59
1:AR:3159:C:O2	1:AR:3291:G:N2	2.31	0.59
50:C:40:ASN:ND2	50:C:42:ASN:O	2.36	0.59
69:V:106:ILE:HG13	69:V:107:THR:H	1.68	0.59
25:6:1564:U:H2'	25:6:1565:C:C6	2.38	0.58
25:A:1175:U:H2'	25:A:1176:G:C8	2.38	0.58
25:A:1192:C:O2'	65:R:140:LYS:NZ	2.35	0.58
25:A:1352:G:H1	25:A:1373:C:H42	1.51	0.58
25:A:1564:U:H2'	25:A:1565:C:C6	2.38	0.58
1:AR:3041:U:OP1	24:CX:12:ARG:NH1	2.36	0.58
49:B:4:PRO:HG2	49:B:7:PHE:HD2	1.67	0.58
5:CE:347:SER:HB3	5:CE:350:ALA:H	1.67	0.58
6:CF:330:TYR:O	6:CF:333:VAL:HG13	2.04	0.58
11:CK:41:ILE:HD11	11:CK:67:ALA:HB1	1.83	0.58
54:G:135:ASP:O	54:G:139:ASN:ND2	2.31	0.58
1:1:415:G:OP2	84:4:211:OHX:N3	2.36	0.58
25:6:1218:G:O4'	25:6:1444:A:N6	2.36	0.58
25:A:1362:U:O2'	25:A:1363:U:O2	2.14	0.58
1:AR:3151:U:H4'	1:AR:3294:A:H1'	1.84	0.58
25:6:972:G:O2'	1:AR:847:A:N1	2.35	0.58
1:AR:406:G:H1'	3:AT:16:G:N2	2.18	0.58
7:CG:60:ILE:HB	7:CG:80:SER:HB3	1.83	0.58
14:CN:123:ILE:HG22	37:DJ:118:ILE:HG12	1.85	0.58
1:AR:3043:C:P	24:CX:48:ARG:HH22	2.25	0.58
25:A:329:G:H5''	57:J:98:LYS:HB3	1.85	0.58
60:M:5:LEU:C	60:M:7:VAL:H	2.06	0.58
1:1:2840:C:OP1	84:1:3676:OHX:N6	2.36	0.58
25:6:1117:U:H2'	25:6:1118:G:C8	2.39	0.58
1:AR:3200:G:O6	84:AR:3643:OHX:N2	2.36	0.58
1:AR:2821:C:C6	86:AR:4239:7MB:C9	2.87	0.58
5:CE:221:THR:HB	5:CE:273:HIS:H	1.68	0.58
13:CM:148:VAL:HG12	13:CM:152:HIS:HB3	1.85	0.58
8:CH:31:ARG:NH1	35:DH:107:ILE:O	2.37	0.58

Continued on next page...

Continued from previous page...

Atom-1	Atom-2	Interatomic distance (Å)	Clash overlap (Å)
53:F:143:ASP:O	53:F:145:ARG:N	2.36	0.58
1:1:1171:G:O6	84:1:3496:OHX:N1	2.37	0.58
1:1:1409:G:N7	84:1:3605:OHX:N3	2.52	0.58
25:6:484:C:H42	25:6:503:G:H1	1.50	0.58
25:6:521:A:H2'	25:6:522:U:O4'	2.03	0.58
25:A:138:A:N6	25:A:266:A:H61	2.01	0.58
25:A:1002:G:N1	25:A:1761:U:OP1	2.36	0.58
25:A:514:G:O2'	25:A:515:A:H5'	2.03	0.58
29:AA:4:PHE:CZ	32:AD:35:ARG:HA	2.37	0.58
37:AI:31:LEU:HD13	37:AI:47:VAL:HG11	1.84	0.58
1:AR:3164:C:N4	1:AR:3287:U:O4	2.37	0.58
9:CI:98:LYS:HB3	9:CI:99:PRO:HD3	1.85	0.58
23:CW:38:ILE:O	23:CW:50:LEU:HD11	2.04	0.58
51:D:170:ILE:HB	51:D:197:TYR:HB2	1.86	0.58
68:U:37:VAL:HG11	68:U:100:ILE:HD11	1.84	0.58
21:0:1:MET:HE1	21:0:32:SER:N	2.19	0.58
1:1:2629:U:O4	22:2:2:GLY:N	2.36	0.58
1:AR:911:C:H42	4:CD:3:ARG:HD3	1.68	0.58
1:AR:3045:G:O3'	5:CE:275:ARG:NH1	2.37	0.58
12:CL:156:ARG:NH1	12:CL:163:GLN:O	2.35	0.58
51:D:102:VAL:HG11	51:D:129:ILE:HG12	1.86	0.58
42:DO:111:ARG:HG3	42:DO:112:LYS:HD2	1.85	0.58
72:Y:107:PHE:CD2	72:Y:114:LYS:HB2	2.39	0.58
1:1:201:A:OP2	84:1:3482:OHX:N2	2.36	0.58
25:6:405:C:OP1	84:6:1912:OHX:N5	2.35	0.58
25:A:359:A:C2	72:Y:38:PHE:HB3	2.37	0.58
29:AA:83:THR:HG23	29:AA:85:TYR:N	2.17	0.58
1:AR:2193:U:H5'	1:AR:2194:G:H5'	1.86	0.58
12:CL:150:GLU:HG3	12:CL:154:ARG:HD2	1.85	0.58
19:CS:170:ARG:HG3	19:CS:171:LYS:HG3	1.85	0.58
1:1:1299:U:H2'	1:1:1300:G:O4'	2.04	0.58
1:1:1951:C:N4	1:1:2095:G:H1	2.00	0.58
25:6:1482:C:OP2	25:6:1521:G:N2	2.35	0.58
25:A:487:G:H1	25:A:500:C:H42	1.50	0.58
39:AK:69:HIS:HB3	39:AK:72:ARG:HH21	1.68	0.58
1:AR:2340:U:OP1	5:CE:236:LYS:HE2	2.03	0.58
9:CI:222:HIS:O	9:CI:225:GLN:N	2.34	0.58
13:CM:109:HIS:HD2	13:CM:114:ILE:HG21	1.69	0.58
16:CP:116:LEU:HD13	16:CP:133:ILE:HD11	1.85	0.58
19:CS:94:PHE:CZ	30:DC:119:PRO:HD3	2.38	0.58
35:DH:13:HIS:NE2	35:DH:28:SER:OG	2.36	0.58

Continued on next page...

Continued from previous page...

Atom-1	Atom-2	Interatomic distance (Å)	Clash overlap (Å)
1:AR:354:U:OP1	84:DL:102:OHX:N2	2.36	0.58
45:DR:36:ARG:HG3	45:DR:48:LYS:HE2	1.85	0.58
55:H:25:ARG:HG3	55:H:28:PHE:HD2	1.68	0.58
58:K:133:HIS:O	58:K:134:ILE:HG12	2.04	0.58
25:A:1429:G:H1'	69:V:74:GLU:HG2	1.84	0.58
25:6:1698:G:O2'	25:6:1699:G:O5'	2.21	0.58
25:6:213:A:OP2	84:6:2008:OHX:N1	2.37	0.58
25:A:1230:A:H2'	25:A:1258:U:H5	1.69	0.58
25:A:992:A:O2'	25:A:1785:U:O2	2.21	0.58
29:AA:24:VAL:HG11	29:AA:87:LEU:HD23	1.86	0.58
34:AF:101:SER:O	34:AF:105:ARG:HG3	2.04	0.58
1:AR:147:U:O4	10:CJ:157:VAL:HA	2.03	0.58
1:AR:2725:U:O4	84:AR:3459:OHX:N1	2.37	0.58
1:AR:58:G:OP1	16:CP:157:LYS:NZ	2.34	0.58
25:6:585:A:H2'	25:6:586:G:H8	1.69	0.58
25:A:1339:C:H4'	25:A:1340:U:OP2	2.03	0.58
25:A:209:U:H2'	25:A:210:A:C8	2.39	0.58
1:AR:128:G:H2'	1:AR:129:U:O4'	2.03	0.58
1:AR:1541:G:OP2	84:AR:3595:OHX:N3	2.37	0.58
1:AR:2111:G:OP1	84:AR:3443:OHX:N5	2.37	0.58
1:AR:595:G:C8	1:AR:609:G:C6	2.92	0.58
16:CP:102:ALA:O	16:CP:106:VAL:HG13	2.03	0.58
27:CZ:132:ALA:HA	27:CZ:135:ILE:HG22	1.86	0.58
67:T:126:ARG:HG2	67:T:133:VAL:HA	1.85	0.58
1:1:1163:A:H2'	1:1:1164:G:H8	1.68	0.58
1:1:1721:U:O4	73:Z:128:LYS:NZ	100.47	0.58
1:1:2927:C:H2'	1:1:2928:C:C6	2.39	0.58
41:AM:44:TRP:CZ3	41:AM:45:ARG:HG3	2.38	0.58
1:AR:3121:U:H1'	1:AR:3122:A:H5''	1.86	0.58
1:AR:999:G:C6	1:AR:1000:C:N4	2.72	0.58
1:AR:911:C:N4	4:CD:3:ARG:HD3	2.18	0.58
6:CF:226:GLU:OE1	6:CF:237:GLN:NE2	2.36	0.58
6:CF:318:LEU:H	6:CF:324:LEU:HD22	1.69	0.58
14:CN:56:PRO:HG3	14:CN:74:GLY:O	2.04	0.58
26:CY:39:LEU:HD12	26:CY:44:LYS:HG3	1.86	0.58
40:DM:32:ASN:ND2	40:DM:32:ASN:O	2.35	0.58
56:I:50:ASP:HA	56:I:56:LYS:HA	1.86	0.58
68:U:25:GLN:HG2	68:U:27:LYS:H	1.69	0.58
1:1:2843:U:OP1	84:1:3676:OHX:N2	2.36	0.57
25:6:1164:G:H1	25:6:1581:C:N4	2.02	0.57
29:AA:53:VAL:HA	29:AA:57:HIS:HD2	1.68	0.57

Continued on next page...

Continued from previous page...

Atom-1	Atom-2	Interatomic distance (Å)	Clash overlap (Å)
1:AR:528:U:H2'	1:AR:529:A:C8	2.39	0.57
1:AR:789:A:H2'	1:AR:790:U:H6	1.69	0.57
49:B:38:PHE:HB2	49:B:49:ASN:HB2	1.86	0.57
9:CI:123:THR:HA	9:CI:126:LEU:HD12	1.86	0.57
60:M:18:HIS:O	84:M:201:OHX:N6	2.36	0.57
1:1:92:G:OP2	1:1:93:C:H5''	2.03	0.57
22:2:62:GLY:HA3	22:2:76:ILE:HD13	1.86	0.57
25:6:1579:U:OP2	84:6:2043:OHX:N3	2.37	0.57
1:AR:3066:U:O4	84:AR:3606:OHX:N4	2.37	0.57
3:AT:92:A:H2'	3:AT:93:U:O4'	2.05	0.57
7:CG:211:LEU:HB3	7:CG:219:PHE:HB2	1.86	0.57
21:CU:1:MET:HB2	21:CU:118:PHE:CD2	2.39	0.57
1:1:1542:G:N7	84:1:3558:OHX:N6	2.53	0.57
25:6:526:A:N6	25:6:527:A:C6	2.72	0.57
25:A:883:C:H2'	25:A:884:A:H8	1.68	0.57
1:AR:3192:U:O4	84:AR:3643:OHX:N2	2.37	0.57
25:A:1046:G:OP1	50:C:157:GLN:NE2	2.38	0.57
11:CK:90:MET:HG2	11:CK:181:VAL:HA	1.86	0.57
14:CN:135:ALA:O	14:CN:136:GLU:HG2	2.04	0.57
33:DF:47:ASP:OD1	33:DF:47:ASP:N	2.37	0.57
60:M:128:CYS:SG	60:M:138:ASN:HB2	2.44	0.57
25:A:885:G:H21	63:P:123:SER:HB2	1.68	0.57
73:Z:57:VAL:HG13	73:Z:60:PHE:HE2	1.69	0.57
1:1:1211:U:H2'	1:1:1212:A:C8	2.39	0.57
1:1:1675:G:H2'	1:1:1676:A:C8	2.39	0.57
25:6:1202:A:OP1	84:6:1986:OHX:N2	2.37	0.57
26:7:9:SER:HB2	26:7:51:TRP:HZ3	1.69	0.57
25:A:924:A:O2'	25:A:987:G:OP1	2.22	0.57
1:1:283:G:OP1	44:AP:45:ARG:NH2	2.38	0.57
1:AR:1129:A:N3	1:AR:2826:U:O2'	2.33	0.57
84:AT:214:OHX:N2	28:DA:114:ASP:OD1	2.37	0.57
6:CF:59:GLN:OE1	39:DL:55:ARG:NH2	2.37	0.57
20:CT:13:SER:OG	20:CT:38:ARG:NH2	2.37	0.57
29:DB:9:LYS:HB3	29:DB:25:ILE:HD12	1.86	0.57
30:DC:126:LYS:HG2	30:DC:146:GLU:HB2	1.87	0.57
52:E:164:VAL:HG13	52:E:168:ILE:HD11	1.86	0.57
69:V:58:LEU:HD12	69:V:88:LYS:HD2	1.86	0.57
1:1:196:G:N7	84:1:3442:OHX:N6	2.51	0.57
1:1:944:C:H4'	34:AF:33:ARG:NH1	2.19	0.57
25:6:694:U:H3'	25:6:695:U:O2	2.05	0.57
25:A:819:G:O2'	25:A:821:U:OP2	2.14	0.57

Continued on next page...

Continued from previous page...

Atom-1	Atom-2	Interatomic distance (Å)	Clash overlap (Å)
1:1:1802:C:O2'	36:AH:59:PRO:O	2.18	0.57
1:AR:2827:U:O4	84:AR:3403:OHX:N3	2.38	0.57
1:AR:381:U:O4	84:AR:3701:OHX:N2	2.37	0.57
20:CT:47:ASN:OD1	20:CT:49:THR:OG1	2.22	0.57
38:DK:79:SER:HB2	38:DK:82:ARG:H	1.69	0.57
57:J:84:HIS:CE1	57:J:86:SER:HB2	2.39	0.57
1:1:2242:A:OP2	84:1:3494:OHX:N2	2.37	0.57
1:1:230:U:H2'	1:1:231:G:O4'	2.05	0.57
25:A:1041:G:OP1	84:A:2027:OHX:N5	2.38	0.57
25:A:1699:G:H2'	25:A:1700:C:H5''	1.86	0.57
38:AJ:9:ILE:HA	38:AJ:13:LYS:HD3	1.86	0.57
1:AR:3295:A:OP2	5:CE:126:LYS:N	2.35	0.57
1:AR:3393:U:H2'	1:AR:3394:U:H6	1.69	0.57
1:AR:655:C:H2'	1:AR:656:A:H8	1.70	0.57
3:AT:10:A:H2'	3:AT:11:C:C6	2.40	0.57
31:DD:28:LYS:HD3	31:DD:29:TYR:H	1.68	0.57
36:DI:42:PRO:HD3	36:DI:56:THR:HG22	1.86	0.57
53:F:139:VAL:HG13	53:F:150:PRO:HG3	1.86	0.57
63:P:81:VAL:H	63:P:115:ILE:HG22	1.70	0.57
1:1:1390:A:N6	1:1:1418:A:O2'	2.36	0.57
3:4:83:C:H42	28:9:52:ARG:HH22	1.51	0.57
25:6:1511:U:H2'	25:6:1512:G:C8	2.39	0.57
25:6:542:A:H1'	25:6:543:C:H5'	1.86	0.57
25:6:621:A:O2'	25:6:1106:U:O2'	2.13	0.57
25:6:922:G:H2'	25:6:923:A:H8	1.70	0.57
25:A:45:U:O2'	25:A:46:A:H2'	2.05	0.57
25:A:768:C:C2	58:K:143:ILE:HG12	2.39	0.57
1:AR:1246:G:O2'	1:AR:1264:G:OP2	2.21	0.57
1:AR:2356:A:OP1	18:CR:138:LYS:NZ	2.36	0.57
1:AR:3325:G:H5''	33:DF:103:GLY:HA2	1.87	0.57
1:AR:655:C:H2'	1:AR:656:A:C8	2.39	0.57
6:CF:193:LYS:HA	6:CF:198:ARG:HA	1.87	0.57
1:AR:944:C:H4'	34:DG:33:ARG:HH12	1.69	0.57
72:Y:107:PHE:CE1	72:Y:123:LYS:HB3	2.39	0.57
1:1:1498:A:H2'	1:1:1499:C:C6	2.40	0.57
1:1:2112:U:H4'	1:1:2113:A:H5'	1.85	0.57
25:6:58:U:O4	84:6:1945:OHX:N2	2.38	0.57
25:6:833:U:O4	84:6:1956:OHX:N5	2.38	0.57
25:A:1203:A:OP2	84:A:1988:OHX:N5	2.38	0.57
28:DA:70:ILE:HA	28:DA:82:VAL:HA	1.85	0.57
22:CV:82:ASN:HA	31:DD:21:ILE:HD13	1.87	0.57

Continued on next page...

Continued from previous page...

Atom-1	Atom-2	Interatomic distance (Å)	Clash overlap (Å)
14:CN:106:GLN:HB3	38:DK:18:THR:OG1	2.04	0.57
65:R:50:GLU:OE1	65:R:114:ARG:NH1	2.38	0.57
67:T:89:GLN:HA	67:T:97:ASP:HA	1.87	0.57
1:1:2745:G:O6	84:1:3650:OHX:N6	2.38	0.57
25:6:626:U:H2'	25:6:627:C:H6	1.69	0.57
25:A:367:A:OP1	84:A:2038:OHX:N3	2.37	0.57
25:A:876:G:H1'	25:A:944:A:O4'	2.05	0.57
1:AR:990:U:H1'	22:CV:101:CYS:HB3	1.86	0.57
49:B:83:GLN:HG2	49:B:99:ALA:HB1	1.87	0.57
50:C:61:LEU:HD22	50:C:61:LEU:H	1.69	0.57
50:C:81:PHE:HD1	50:C:82:ARG:HG3	1.69	0.57
5:CE:188:ILE:O	5:CE:192:VAL:HG12	2.04	0.57
14:CN:89:TYR:CZ	14:CN:93:ILE:HD11	2.40	0.57
1:AR:1507:G:N7	18:CR:129:THR:HG23	2.19	0.57
27:CZ:139:ILE:HD11	27:CZ:141:TYR:HE2	1.68	0.57
62:O:93:LYS:HG3	62:O:150:VAL:HG11	1.86	0.57
25:6:800:U:H2'	25:6:801:G:C8	2.40	0.57
1:AR:1058:U:O4	84:AR:3683:OHX:N1	2.38	0.57
1:AR:1195:A:H1'	1:AR:1319:G:H4'	1.86	0.57
1:AR:2425:G:H2'	1:AR:2426:U:O4'	2.05	0.57
1:AR:2264:U:OP2	84:AR:3456:OHX:N4	2.38	0.57
3:AT:16:G:O6	84:AT:203:OHX:N6	2.37	0.57
7:CG:163:LEU:HD12	7:CG:180:PHE:HZ	1.70	0.57
1:AR:289:A:O2'	16:CP:93:LYS:O	2.21	0.57
19:CS:80:THR:HG22	19:CS:100:THR:HB	1.87	0.57
22:CV:39:ILE:HD12	22:CV:102:ARG:HD3	1.87	0.57
28:DA:32:SER:HA	28:DA:49:PRO:HA	1.87	0.57
53:F:240:LYS:HD3	53:F:240:LYS:H	1.70	0.57
60:M:53:TYR:CD1	60:M:113:PRO:HG2	2.40	0.57
25:6:1491:U:H4'	25:6:1492:A:H5''	1.87	0.56
25:A:23:G:O2'	25:A:368:U:OP1	2.23	0.56
1:AR:807:A:H61	1:AR:934:G:H22	1.53	0.56
3:AT:135:G:P	27:CZ:56:ARG:HH22	2.28	0.56
58:K:69:ARG:O	58:K:73:GLY:N	2.34	0.56
60:M:67:ARG:NH2	60:M:128:CYS:O	2.38	0.56
1:1:2169:G:O6	84:1:3450:OHX:N4	2.38	0.56
1:1:2836:C:H5	1:1:2852:C:N4	1.95	0.56
1:1:3224:G:O6	84:1:3430:OHX:N4	2.38	0.56
1:1:3365:U:H2'	1:1:3366:G:H8	1.69	0.56
1:1:715:A:OP2	30:AB:114:GLY:N	2.34	0.56
3:4:151:C:C4	27:8:24:LEU:HD11	2.39	0.56

Continued on next page...

Continued from previous page...

Atom-1	Atom-2	Interatomic distance (Å)	Clash overlap (Å)
27:8:63:ILE:HA	27:8:86:VAL:HG22	1.86	0.56
1:AR:1688:U:H2'	1:AR:1689:U:C6	2.41	0.56
1:AR:229:G:H5''	28:DA:4:GLN:HB2	1.85	0.56
1:AR:2683:U:H2'	1:AR:2684:C:C6	2.40	0.56
1:AR:799:G:HO2'	14:CN:18:TRP:HE1	1.53	0.56
45:DR:33:GLN:HG3	45:DR:34:HIS:CD2	2.40	0.56
57:J:76:THR:HG22	57:J:108:PRO:HG2	1.86	0.56
62:O:132:VAL:HG23	62:O:134:VAL:HG13	1.86	0.56
63:P:87:GLY:HA3	63:P:120:PRO:HG2	1.87	0.56
70:W:71:ARG:HG3	70:W:83:TRP:CH2	2.40	0.56
1:1:3258:U:OP2	84:1:3430:OHX:N6	2.38	0.56
25:6:1767:G:OP1	25:6:1770:U:H4'	2.05	0.56
25:6:21:U:H2'	25:6:22:A:H8	1.68	0.56
25:6:417:A:H4'	25:6:418:G:O5'	2.05	0.56
25:A:1529:C:OP1	54:G:112:ARG:NH1	2.37	0.56
25:A:802:G:O6	84:A:1932:OHX:N3	2.38	0.56
25:A:894:U:H2'	25:A:895:G:C8	2.40	0.56
37:AI:78:LYS:HA	37:AI:81:ARG:HD2	1.88	0.56
45:AQ:75:ALA:O	45:AQ:79:VAL:HG23	2.04	0.56
1:AR:1779:C:N3	84:AR:3507:OHX:N4	2.53	0.56
1:AR:3259:U:H5'	1:AR:3259:U:H6	1.71	0.56
1:AR:816:A:H5''	1:AR:920:A:H62	1.70	0.56
1:AR:22:G:H1'	3:AT:104:A:N3	2.19	0.56
15:CO:17:VAL:HG21	15:CO:74:ARG:HB2	1.85	0.56
18:CR:179:GLN:O	18:CR:184:ALA:N	2.38	0.56
1:AR:1447:G:H3'	18:CR:67:ILE:HD11	1.86	0.56
56:I:63:PRO:HB2	56:I:65:PRO:HD2	1.88	0.56
67:T:123:ARG:HG3	67:T:133:VAL:HG21	1.86	0.56
1:1:1833:G:OP1	41:AM:10:LYS:HD3	2.05	0.56
25:6:1335:U:H2'	25:6:1336:A:H8	1.70	0.56
25:6:831:U:O2'	25:6:832:U:H5'	2.05	0.56
25:A:1573:A:H4'	25:A:1574:G:H5'	1.87	0.56
25:A:1239:U:OP1	84:A:2022:OHX:N5	2.38	0.56
38:AJ:33:ALA:HB1	38:AJ:38:LYS:NZ	2.21	0.56
1:AR:1256:G:O6	1:AR:1261:G:N2	2.38	0.56
1:AR:1785:U:H2'	1:AR:1786:G:C8	2.40	0.56
1:AR:2355:G:H4'	18:CR:139:TYR:CE1	2.40	0.56
1:AR:296:A:OP1	38:DK:86:LYS:NZ	2.37	0.56
1:AR:80:G:OP2	84:AR:3461:OHX:N1	2.39	0.56
45:DR:27:LYS:HE2	45:DR:31:ILE:HD11	1.86	0.56
25:A:186:C:OP1	57:J:146:ARG:NH2	2.37	0.56

Continued on next page...

Continued from previous page...

Atom-1	Atom-2	Interatomic distance (Å)	Clash overlap (Å)
1:1:1064:A:H4'	1:1:1065:A:O5'	2.05	0.56
1:1:269:G:N2	1:1:295:A:OP2	2.38	0.56
1:1:3384:U:H2'	1:1:3385:U:H6	1.71	0.56
1:1:789:A:H2'	1:1:790:U:C6	2.40	0.56
25:6:1641:C:H2'	25:6:1642:G:C8	2.41	0.56
25:6:454:U:H5''	25:6:455:C:C5	2.40	0.56
25:6:652:G:N2	25:6:682:C:O2	2.39	0.56
25:A:417:A:H4'	25:A:418:G:O5'	2.05	0.56
40:AL:8:ILE:H	40:AL:8:ILE:HD12	1.70	0.56
1:AR:1631:C:H5''	1:AR:1632:A:H5''	1.86	0.56
1:AR:1887:A:OP1	84:AR:3614:OHX:N3	2.39	0.56
11:CK:163:GLN:O	11:CK:166:ARG:HD3	2.05	0.56
53:F:199:GLU:HB2	53:F:207:LEU:HB2	1.86	0.56
54:G:156:ARG:HH11	54:G:156:ARG:HB2	1.70	0.56
1:1:2165:G:OP1	84:1:3538:OHX:N6	2.38	0.56
1:1:3375:A:H5''	1:1:3378:C:C5	2.39	0.56
1:1:2120:A:OP2	84:1:3547:OHX:N2	2.39	0.56
1:1:600:G:N7	84:1:3634:OHX:N1	2.53	0.56
25:6:1512:G:H2'	25:6:1513:G:H8	1.70	0.56
25:6:961:U:H2'	25:6:962:C:C6	2.41	0.56
25:A:54:C:O2'	25:A:459:G:N7	2.34	0.56
25:A:760:A:OP2	84:A:1939:OHX:N4	2.39	0.56
1:AR:126:U:H2'	1:AR:127:G:O4'	2.05	0.56
1:AR:824:C:H5''	4:CD:21:ARG:HD3	1.88	0.56
7:CG:132:THR:HG21	7:CG:170:GLY:HA2	1.86	0.56
8:CH:42:LEU:HD22	8:CH:79:VAL:HG21	1.87	0.56
65:R:37:THR:O	65:R:45:ARG:NH1	2.38	0.56
1:1:1301:A:H4'	1:1:1302:A:O5'	2.06	0.56
1:1:194:U:H3	1:1:201:A:H61	1.53	0.56
1:1:847:A:N1	25:A:972:G:O2'	2.38	0.56
25:6:1734:U:H2'	25:6:1735:U:C6	2.41	0.56
25:6:140:A:N6	25:6:281:G:OP1	2.39	0.56
25:A:1525:A:H5'	68:U:93:HIS:HB2	1.88	0.56
39:AK:31:LYS:HB3	39:AK:33:THR:HG22	1.86	0.56
45:AQ:86:LEU:HD13	57:J:108:PRO:HG2	119.38	0.56
1:AR:2123:G:O6	84:AR:3601:OHX:N5	2.39	0.56
1:AR:342:A:O2'	84:AR:3425:OHX:N6	2.39	0.56
4:CD:62:VAL:HA	4:CD:73:GLU:HA	1.87	0.56
7:CG:85:ARG:HH12	7:CG:254:LYS:H	1.52	0.56
16:CP:65:ARG:HG2	16:CP:129:TYR:CE2	2.41	0.56
17:CQ:43:ILE:HD11	17:CQ:138:LEU:HD13	1.87	0.56

Continued on next page...

Continued from previous page...

Atom-1	Atom-2	Interatomic distance (Å)	Clash overlap (Å)
44:DQ:47:GLN:OE1	44:DQ:54:THR:OG1	2.22	0.56
52:E:106:LYS:HG3	52:E:175:VAL:HB	1.88	0.56
1:1:1245:A:H3'	1:1:1246:G:H5''	1.86	0.56
1:1:1257:C:H42	1:1:1261:G:H22	1.51	0.56
1:1:2960:C:H2'	1:1:2961:G:C8	2.40	0.56
1:1:299:G:N7	84:1:3618:OHX:N2	2.54	0.56
1:1:655:C:H2'	1:1:656:A:C8	2.41	0.56
22:2:83:ARG:NH1	22:2:85:LEU:HD21	2.21	0.56
25:6:1120:U:H2'	25:6:1121:C:C6	2.40	0.56
25:6:315:A:O2'	84:6:2018:OHX:N1	2.38	0.56
25:6:626:U:H2'	25:6:627:C:C6	2.41	0.56
25:6:922:G:H2'	25:6:923:A:C8	2.41	0.56
25:A:1557:U:OP2	25:A:1559:A:O2'	2.17	0.56
44:AP:48:SER:O	84:AP:502:OHX:N6	2.39	0.56
1:AR:2173:U:H5''	4:CD:18:SER:HB2	1.86	0.56
1:AR:2922:G:N1	1:AR:2923:U:O2	2.38	0.56
1:AR:431:U:O4	84:AR:3484:OHX:N5	2.38	0.56
21:CU:14:LEU:HG	21:CU:56:GLY:HA2	1.88	0.56
22:CV:17:ARG:HG3	22:CV:22:HIS:HA	1.88	0.56
51:D:107:SER:O	51:D:192:GLY:HA3	2.05	0.56
1:AR:943:U:H3'	30:DC:13:GLY:HA2	1.87	0.56
63:P:125:SER:OG	63:P:126:THR:N	2.38	0.56
1:1:1485:G:N7	84:1:3514:OHX:N1	2.54	0.56
1:1:2960:C:OP1	84:1:3540:OHX:N4	2.38	0.56
1:1:873:C:H5''	1:1:874:U:O5'	2.05	0.56
1:1:2722:U:H4'	22:2:88:ARG:HB2	1.86	0.56
25:6:1015:U:OP1	84:6:1910:OHX:N5	2.39	0.56
33:AE:11:GLU:OE2	33:AE:74:ARG:NH2	2.39	0.56
1:AR:2572:C:O2'	1:AR:2573:G:O4'	2.24	0.56
1:AR:2875:U:C6	86:AR:4239:7MB:BR	3.14	0.56
50:C:70:LEU:HD21	50:C:79:HIS:CD2	2.41	0.56
6:CF:126:ILE:HD11	6:CF:233:LEU:HD13	1.88	0.56
7:CG:276:LYS:HG2	7:CG:277:LEU:H	1.71	0.56
9:CI:156:ILE:O	9:CI:159:GLN:HB2	2.05	0.56
9:CI:178:ILE:HA	9:CI:183:ASP:HB3	1.88	0.56
14:CN:76:THR:HA	14:CN:98:ASP:O	2.06	0.56
1:AR:784:A:N7	19:CS:69:ARG:HG3	2.21	0.56
24:CX:89:ASP:OD1	24:CX:91:VAL:HG12	2.06	0.56
56:I:156:SER:HB3	56:I:157:LYS:HG3	1.88	0.56
1:1:2677:G:OP2	84:1:3586:OHX:N4	2.39	0.56
1:1:1019:G:O6	84:1:3597:OHX:N1	2.39	0.56

Continued on next page...

Continued from previous page...

Atom-1	Atom-2	Interatomic distance (Å)	Clash overlap (Å)
25:6:1117:U:H2'	25:6:1118:G:H8	1.71	0.56
25:6:1561:U:H4'	25:6:1599:C:H4'	1.87	0.56
25:6:212:U:H2'	25:6:213:A:C8	2.41	0.56
25:6:292:U:H2'	25:6:293:U:C6	2.41	0.56
30:AB:28:HIS:CD2	30:AB:32:ARG:HG2	2.41	0.56
1:AR:501:A:H2'	1:AR:502:U:C6	2.41	0.56
1:AR:891:G:OP1	84:AR:3417:OHX:N2	2.39	0.56
6:CF:271:LYS:HB2	6:CF:274:TYR:HB3	1.87	0.56
7:CG:58:LYS:HA	7:CG:93:THR:HB	1.87	0.56
17:CQ:54:TYR:HE1	17:CQ:58:LEU:HD13	1.71	0.56
1:1:3035:A:OP2	84:1:3612:OHX:N4	2.39	0.56
84:1:3409:OHX:N4	3:4:16:G:O6	2.39	0.56
25:6:1294:G:O6	84:6:1924:OHX:N5	2.38	0.56
25:6:340:U:H2'	25:6:341:A:C8	2.41	0.56
25:6:647:G:N2	25:6:687:G:H22	2.04	0.56
1:1:256:G:H4'	37:AI:111:PHE:HZ	1.70	0.56
1:AR:1221:A:H3'	1:AR:1222:G:H5'	1.86	0.56
1:AR:1443:G:N7	84:AR:3512:OHX:N2	2.54	0.56
1:AR:1867:A:H2'	1:AR:1868:G:C8	2.41	0.56
1:AR:1888:U:H2'	1:AR:1889:G:O4'	2.05	0.56
1:AR:2419:A:H2'	1:AR:2420:C:C6	2.41	0.56
1:AR:2876:C:OP2	84:AR:3739:OHX:N6	2.39	0.56
12:CL:33:ILE:HG13	12:CL:33:ILE:O	2.06	0.56
27:CZ:105:VAL:HG13	27:CZ:130:TYR:CD1	2.40	0.56
53:F:68:ARG:HB3	53:F:76:VAL:HG11	1.87	0.56
25:A:856:A:H62	56:I:97:ARG:H	1.54	0.56
1:1:1488:G:O2'	36:AH:10:ARG:O	2.25	0.55
1:1:2593:A:H4'	1:1:2594:C:O5'	2.06	0.55
25:6:1727:G:H2'	25:6:1728:A:C8	2.41	0.55
25:6:365:G:O6	84:6:1991:OHX:N4	2.39	0.55
25:A:1003:A:H1'	25:A:1005:A:N7	2.21	0.55
1:AR:1160:C:OP1	19:CS:2:GLY:N	2.38	0.55
1:AR:3049:A:C2	5:CE:75:ALA:HB2	2.41	0.55
6:CF:316:ASN:HD21	6:CF:318:LEU:HD12	1.71	0.55
17:CQ:127:LEU:HD11	21:CU:168:PRO:HG3	1.87	0.55
71:X:47:ILE:HG22	71:X:65:LEU:HB3	1.88	0.55
1:1:2261:G:O6	84:1:3471:OHX:N4	2.39	0.55
2:3:77:G:N2	2:3:102:A:OP2	2.31	0.55
2:3:77:G:OP2	84:3:201:OHX:N5	2.39	0.55
25:6:1129:U:OP1	84:6:1968:OHX:N5	2.39	0.55
25:6:1645:G:H1	25:6:1756:A:N6	2.03	0.55

Continued on next page...

Continued from previous page...

Atom-1	Atom-2	Interatomic distance (Å)	Clash overlap (Å)
25:A:147:A:H2'	25:A:148:A:O4'	2.06	0.55
84:1:3502:OHX:N1	30:AB:24:LYS:O	2.38	0.55
1:AR:2560:C:O2	84:AR:3534:OHX:N2	2.39	0.55
1:AR:2608:G:H2'	1:AR:2609:A:H8	1.71	0.55
1:AR:2801:A:O2'	1:AR:2802:A:H2'	2.07	0.55
1:AR:3074:G:OP1	84:AR:3619:OHX:N4	2.40	0.55
1:AR:629:U:H2'	1:AR:630:A:C8	2.42	0.55
1:AR:824:C:H2'	1:AR:825:U:C6	2.41	0.55
1:AR:94:G:H2'	1:AR:95:A:C8	2.41	0.55
11:CK:9:GLN:O	11:CK:72:LYS:NZ	2.31	0.55
15:CO:13:ARG:NH1	15:CO:65:LEU:O	2.38	0.55
20:CT:160:GLU:HA	20:CT:163:ARG:HB2	1.88	0.55
26:CY:4:GLU:HG2	26:CY:30:ARG:HD3	1.88	0.55
33:DF:72:ARG:HD3	33:DF:104:LEU:HD13	1.88	0.55
37:DJ:74:LYS:HE3	37:DJ:75:TYR:CE2	2.41	0.55
52:E:113:LEU:HD21	52:E:117:ARG:NH1	2.21	0.55
1:1:541:U:O4	84:1:3725:OHX:N6	2.39	0.55
1:1:728:G:OP1	84:1:3641:OHX:N5	2.38	0.55
25:6:427:C:O2'	25:6:459:G:N3	2.27	0.55
27:8:135:ILE:HD11	27:8:138:ARG:HH11	1.71	0.55
43:AO:2:ARG:HH11	25:A:1772:C:H3'	1.70	0.55
1:AR:1307:G:H5''	17:CQ:60:LYS:HE3	1.88	0.55
1:AR:2731:U:H2'	1:AR:2732:G:C8	2.40	0.55
1:AR:2786:G:N2	30:DC:58:MET:SD	2.76	0.55
1:AR:2793:G:N7	84:AR:3490:OHX:N4	2.55	0.55
1:AR:408:A:N3	1:AR:655:C:O2'	2.35	0.55
1:AR:90:C:C2'	1:AR:91:G:H5'	2.36	0.55
49:B:172:LEU:O	49:B:176:LEU:HG	2.06	0.55
50:C:104:ASP:HA	50:C:214:LYS:HG3	1.87	0.55
4:CD:204:MET:HB2	4:CD:208:ASP:HB2	1.88	0.55
5:CE:25:ILE:H	5:CE:25:ILE:CD1	2.17	0.55
10:CJ:190:VAL:HG22	10:CJ:192:GLN:HE21	1.70	0.55
11:CK:20:ILE:HG12	11:CK:25:VAL:HG22	1.89	0.55
1:AR:2738:A:H5'	31:DD:36:ASP:OD1	2.06	0.55
58:K:23:ARG:NH1	58:K:27:GLU:OE2	2.38	0.55
71:X:37:PHE:CD2	71:X:103:ILE:HD12	2.41	0.55
72:Y:102:VAL:HG12	72:Y:127:VAL:HG12	1.89	0.55
1:1:2186:U:O2'	1:1:2313:A:N3	2.34	0.55
1:1:2728:G:N7	22:2:87:LYS:NZ	2.39	0.55
22:2:6:GLY:H	22:2:9:SER:HB2	1.70	0.55
25:6:486:G:O6	25:6:488:G:N2	2.30	0.55

Continued on next page...

Continued from previous page...

Atom-1	Atom-2	Interatomic distance (Å)	Clash overlap (Å)
25:A:422:G:OP1	84:A:1920:OHX:N6	2.40	0.55
25:A:523:G:OP2	73:Z:37:LYS:NZ	2.35	0.55
29:AA:22:LYS:HE3	29:AA:134:LEU:HB2	1.87	0.55
32:AD:24:THR:HG23	32:AD:30:THR:HG22	1.87	0.55
1:AR:1211:U:H2'	1:AR:1212:A:C8	2.42	0.55
1:AR:1238:C:H2'	1:AR:1239:C:C6	2.41	0.55
1:AR:1659:U:H2'	1:AR:1660:C:C6	2.42	0.55
1:AR:2209:U:O2'	1:AR:2210:G:OP1	2.24	0.55
1:AR:407:A:C2	3:AT:17:A:H1'	2.41	0.55
3:AT:36:G:N2	3:AT:37:A:N1	2.55	0.55
49:B:150:ASP:OD2	49:B:165:ARG:NH2	2.17	0.55
4:CD:54:ARG:HG2	4:CD:56:ALA:H	1.71	0.55
23:CW:77:LYS:O	23:CW:81:LYS:HB2	2.07	0.55
24:CX:102:ILE:HG13	24:CX:110:LYS:HB2	1.88	0.55
30:DC:46:ASP:OD1	30:DC:46:ASP:N	2.40	0.55
31:DD:14:ARG:HH12	31:DD:18:ARG:HH11	1.53	0.55
25:A:406:U:O2'	55:H:94:ARG:NH2	2.40	0.55
62:O:54:LEU:HB3	62:O:60:VAL:HB	1.88	0.55
73:Z:36:SER:HB3	73:Z:39:GLU:HB3	1.89	0.55
1:1:1317:A:O2'	1:1:1318:A:H3'	2.06	0.55
1:1:3393:U:H2'	1:1:3394:U:C6	2.41	0.55
25:6:152:U:C2	25:6:163:G:N2	2.75	0.55
25:6:1661:U:H2'	25:6:1662:G:C8	2.41	0.55
1:AR:2700:G:N7	84:AR:3432:OHX:N6	2.54	0.55
1:AR:1823:A:OP1	84:AR:3560:OHX:N4	2.39	0.55
50:C:144:ARG:HG3	50:C:145:LYS:O	2.06	0.55
5:CE:306:THR:OG1	5:CE:316:GLU:O	2.21	0.55
7:CG:163:LEU:HD11	7:CG:175:HIS:CG	2.41	0.55
32:DE:17:VAL:HG11	32:DE:92:ILE:HD12	1.87	0.55
55:H:138:ALA:HB1	55:H:142:ARG:HH12	1.72	0.55
64:Q:80:MET:HB2	64:Q:83:MET:HE2	1.89	0.55
21:0:1:MET:HE1	21:0:32:SER:H	1.72	0.55
1:1:1180:A:H5''	35:AG:77:ASN:HB2	1.88	0.55
1:1:94:G:H2'	1:1:95:A:C8	2.41	0.55
2:3:85:G:N7	84:3:202:OHX:N4	2.55	0.55
25:6:1354:G:H5'	25:6:1355:C:OP2	2.07	0.55
25:6:1522:U:OP2	84:6:1934:OHX:N6	2.39	0.55
1:AR:1838:G:H4'	1:AR:1839:A:N3	2.21	0.55
1:AR:385:A:H2'	1:AR:386:A:C8	2.40	0.55
3:AT:26:U:H2'	3:AT:27:U:C6	2.41	0.55
7:CG:40:HIS:CD2	22:CV:69:LYS:HA	2.41	0.55

Continued on next page...

Continued from previous page...

Atom-1	Atom-2	Interatomic distance (Å)	Clash overlap (Å)
11:CK:26:LYS:HA	11:CK:35:THR:HG22	1.89	0.55
35:DH:90:PRO:C	35:DH:92:LYS:H	2.10	0.55
54:G:106:LYS:HB3	54:G:109:LYS:HB2	1.87	0.55
61:N:52:LEU:HD13	61:N:85:LYS:HZ2	1.70	0.55
64:Q:85:ILE:HG22	64:Q:112:LEU:HD23	1.89	0.55
25:A:687:G:H5'	71:X:119:LYS:HD2	1.87	0.55
1:1:1499:C:H2'	1:1:1500:G:C8	2.42	0.55
1:1:2309:A:H4'	84:1:3672:OHX:N1	2.21	0.55
1:1:718:G:N2	1:1:721:G:H1'	2.22	0.55
1:1:979:U:H1'	1:1:980:A:C8	2.42	0.55
25:6:1133:A:H2'	25:6:1134:C:O4'	2.06	0.55
25:6:1477:G:H2'	25:6:1478:G:C8	2.42	0.55
25:A:1698:G:H22	25:A:1703:C:H42	1.55	0.55
25:A:278:U:H4'	25:A:279:G:O5'	2.07	0.55
34:AF:103:LYS:O	34:AF:106:VAL:HG22	2.07	0.55
1:AR:1058:U:O4	84:AR:3683:OHX:N4	2.40	0.55
1:AR:3152:U:O2	84:AR:3723:OHX:N5	2.39	0.55
1:AR:625:G:OP1	84:AR:3635:OHX:N6	2.40	0.55
1:AR:955:U:H2'	1:AR:956:U:H6	1.72	0.55
2:AS:58:C:OP1	84:AS:202:OHX:N3	2.40	0.55
6:CF:299:ILE:HG22	6:CF:300:ARG:O	2.07	0.55
19:CS:30:VAL:O	19:CS:34:THR:HG23	2.07	0.55
26:CY:33:ASN:OD1	26:CY:35:LYS:HB3	2.07	0.55
29:DB:136:PHE:O	36:DI:76:TYR:OH	2.16	0.55
35:DH:11:GLY:O	35:DH:98:VAL:N	2.40	0.55
45:DR:56:THR:HG22	45:DR:63:THR:HG23	1.87	0.55
56:I:25:VAL:HA	56:I:28:GLU:HB2	1.88	0.55
66:S:14:LYS:HE2	66:S:68:GLY:O	2.06	0.55
66:S:60:ARG:HG3	66:S:66:VAL:HG21	1.89	0.55
72:Y:79:ASN:HB3	72:Y:81:LYS:H	1.72	0.55
1:1:1245:A:N6	1:1:1272:C:O2'	2.39	0.55
1:1:2094:C:H2'	1:1:2095:G:C8	2.40	0.55
25:A:560:U:H2'	25:A:561:G:H8	1.72	0.55
25:A:868:G:H1	25:A:960:U:H3	1.54	0.55
33:AE:20:LEU:HD11	33:AE:32:ALA:HB2	1.89	0.55
1:AR:1785:U:H2'	1:AR:1786:G:H8	1.72	0.55
1:AR:1937:U:OP1	84:AR:3476:OHX:N6	2.40	0.55
5:CE:111:SER:O	5:CE:114:VAL:HG23	2.06	0.55
5:CE:261:MET:O	5:CE:264:VAL:HG12	2.07	0.55
32:DE:13:LYS:HB3	32:DE:100:ILE:HG22	1.88	0.55
25:A:169:A:OP1	55:H:137:ARG:HG3	2.06	0.55

Continued on next page...

Continued from previous page...

Atom-1	Atom-2	Interatomic distance (Å)	Clash overlap (Å)
71:X:23:ARG:NH1	71:X:66:ASN:HA	2.22	0.55
1:1:643:U:O2'	1:1:1153:A:N1	2.33	0.55
1:1:2997:G:N7	84:1:3691:OHX:N5	2.55	0.55
25:A:1254:U:OP2	61:N:46:ARG:NH1	2.36	0.55
25:A:523:G:O2'	25:A:529:A:N6	2.39	0.55
1:AR:1750:A:H4'	1:AR:1751:G:H5'	1.88	0.55
1:AR:2561:A:O2'	1:AR:2562:A:H5''	2.07	0.55
1:AR:3074:G:OP1	84:AR:3619:OHX:N1	2.40	0.55
1:AR:366:A:OP1	6:CF:95:ARG:NH2	2.37	0.55
1:AR:2877:G:O6	84:AR:3739:OHX:N4	2.40	0.55
7:CG:218:ARG:NH2	7:CG:221:GLU:OE2	2.39	0.55
19:CS:170:ARG:HH11	30:DC:57:GLY:H	1.55	0.55
29:DB:53:VAL:HA	29:DB:57:HIS:HD2	1.71	0.55
38:DK:33:ALA:HB1	38:DK:38:LYS:HE3	1.87	0.55
40:DM:8:ILE:H	40:DM:8:ILE:HD12	1.72	0.55
53:F:57:ASN:HB2	53:F:60:GLU:HG3	1.89	0.55
62:O:115:LEU:HD22	62:O:119:GLU:HG3	1.89	0.55
64:Q:53:PRO:HB2	64:Q:57:MET:HG2	1.89	0.55
1:1:1352:A:H4'	1:1:1353:U:OP1	2.06	0.55
1:1:2193:U:H5'	1:1:2194:G:H5'	1.89	0.55
1:1:2808:A:O2'	1:1:2969:A:OP1	2.22	0.55
25:6:1758:U:O4	84:6:1901:OHX:N6	2.40	0.55
25:A:1338:C:N4	25:A:1339:C:H41	2.05	0.55
25:A:373:G:N7	84:A:2037:OHX:N6	2.56	0.55
38:AJ:55:ARG:O	38:AJ:58:ILE:HG12	2.06	0.55
1:AR:1734:G:O6	84:AR:3469:OHX:N5	2.39	0.55
7:CG:200:PHE:HB3	7:CG:237:GLU:HG3	1.88	0.55
9:CI:136:TYR:CZ	9:CI:231:ASN:HB2	2.41	0.55
9:CI:118:LYS:HG3	9:CI:191:VAL:HG11	1.89	0.55
17:CQ:51:LYS:HE2	17:CQ:144:SER:OG	2.07	0.55
21:CU:141:LYS:HA	21:CU:144:LEU:HD12	1.89	0.55
27:CZ:115:ARG:HD3	27:CZ:121:LYS:HE3	1.89	0.55
1:1:2261:G:OP2	84:1:3619:OHX:N1	2.40	0.54
1:1:2407:C:H1'	1:1:2818:U:C2	2.43	0.54
1:1:92:G:H5'	1:1:93:C:O5'	2.07	0.54
22:2:12:ARG:HD3	22:2:13:TYR:CZ	2.41	0.54
3:4:59:A:H5''	3:4:61:A:C8	2.42	0.54
25:A:1619:C:H2'	25:A:1620:C:C6	2.41	0.54
36:AH:109:THR:HA	36:AH:112:ALA:HB3	1.89	0.54
1:AR:1345:G:O6	84:AR:3568:OHX:N1	2.40	0.54
17:CQ:65:ASN:OD1	17:CQ:67:THR:HB	2.08	0.54

Continued on next page...

Continued from previous page...

Atom-1	Atom-2	Interatomic distance (Å)	Clash overlap (Å)
35:DH:85:PHE:CZ	35:DH:89:LEU:HD11	2.42	0.54
37:DJ:54:VAL:O	37:DJ:58:ILE:HG13	2.07	0.54
39:DL:62:GLY:O	84:DL:101:OHX:N3	2.40	0.54
39:DL:5:THR:HA	39:DL:8:PHE:CD2	2.43	0.54
41:DN:3:ALA:O	41:DN:5:LYS:HG3	2.06	0.54
64:Q:123:TYR:OH	67:T:122:HIS:NE2	2.33	0.54
73:Z:35:VAL:HG13	73:Z:36:SER:H	1.72	0.54
1:1:1235:U:H4'	1:1:1236:G:H5'	1.89	0.54
1:1:1390:A:H4'	1:1:1391:C:H5''	1.89	0.54
1:1:2663:G:O6	84:1:3405:OHX:N6	2.40	0.54
25:A:689:G:O6	84:A:2029:OHX:N1	2.40	0.54
1:1:402:A:OP1	41:AM:36:ARG:NH2	2.38	0.54
1:AR:308:A:H5'	1:AR:2223:A:O2'	2.07	0.54
4:CD:3:ARG:H	4:CD:207:VAL:HG12	1.72	0.54
5:CE:284:ARG:NH2	5:CE:293:ASN:O	2.37	0.54
22:CV:54:HIS:CE1	22:CV:55:LYS:HG2	2.41	0.54
27:CZ:132:ALA:O	27:CZ:136:ALA:N	2.39	0.54
63:P:81:VAL:HG22	63:P:115:ILE:HB	1.89	0.54
65:R:46:PHE:O	65:R:50:GLU:HG3	2.07	0.54
1:1:2258:U:OP2	84:1:3471:OHX:N5	2.40	0.54
1:1:3057:U:H5'	1:1:3086:A:H61	1.72	0.54
1:1:3042:U:OP2	1:1:3092:C:N4	2.40	0.54
1:1:3195:U:O2'	1:1:3197:G:N2	2.40	0.54
1:1:583:G:N7	84:1:3542:OHX:N6	2.54	0.54
1:1:2230:C:OP2	84:1:3724:OHX:N5	2.41	0.54
1:1:407:A:C2	3:4:17:A:H1'	2.41	0.54
25:6:1258:U:H5	25:6:1259:U:C4	2.25	0.54
25:6:500:C:O2'	25:6:501:U:O4'	2.23	0.54
3:4:58:G:O6	39:AK:63:ARG:NH2	2.40	0.54
1:AR:1081:U:OP1	84:AR:3500:OHX:N3	2.39	0.54
1:AR:2960:C:OP1	84:AR:3472:OHX:N3	2.40	0.54
1:AR:2582:C:OP1	84:AR:3630:OHX:N3	2.41	0.54
3:AT:87:G:O6	84:AT:214:OHX:N1	2.41	0.54
7:CG:148:ILE:HG12	7:CG:159:VAL:HG21	1.88	0.54
18:CR:23:ARG:O	18:CR:86:LYS:HE2	2.07	0.54
22:CV:40:VAL:HB	22:CV:96:ILE:HG13	1.90	0.54
57:J:150:ALA:O	57:J:152:ILE:HG13	2.07	0.54
57:J:8:ARG:HH21	57:J:21:PHE:HB3	1.72	0.54
1:1:1659:U:H2'	1:1:1660:C:C6	2.42	0.54
1:1:2308:C:O2	84:1:3696:OHX:N2	2.40	0.54
1:1:2812:C:H2'	1:1:2813:A:C8	2.42	0.54

Continued on next page...

Continued from previous page...

Atom-1	Atom-2	Interatomic distance (Å)	Clash overlap (Å)
25:6:1784:C:H2'	25:6:1785:U:H6	1.73	0.54
25:A:1711:C:H2'	25:A:1712:A:H5''	1.89	0.54
25:A:82:U:H2'	25:A:83:G:O4'	2.06	0.54
33:AE:17:HIS:HB2	33:AE:69:TYR:HB3	1.87	0.54
1:AR:2102:U:H2'	1:AR:2103:U:C6	2.43	0.54
1:AR:3106:A:H2'	1:AR:3107:U:O4'	2.08	0.54
50:C:201:THR:HG21	50:C:207:LEU:HD22	1.90	0.54
6:CF:131:VAL:O	6:CF:135:VAL:HG23	2.07	0.54
7:CG:38:THR:HG22	22:CV:30:TYR:HB3	1.88	0.54
8:CH:60:ASP:O	8:CH:61:ASN:HB2	2.06	0.54
9:CI:156:ILE:HD12	9:CI:161:VAL:HG21	1.90	0.54
17:CQ:73:PHE:CD1	17:CQ:78:ARG:HG2	2.43	0.54
27:CZ:34:LEU:HD22	27:CZ:35:PRO:HD2	1.88	0.54
52:E:211:PRO:HG3	66:S:20:TYR:CZ	2.42	0.54
25:A:788:A:C4	53:F:19:LEU:HD13	2.43	0.54
70:W:70:ASN:HB3	70:W:83:TRP:HB2	1.90	0.54
1:1:3088:G:OP2	84:1:3714:OHX:N3	2.40	0.54
1:1:3239:G:O6	84:1:3506:OHX:N6	2.40	0.54
25:6:1458:G:H5''	25:6:1459:C:OP2	2.08	0.54
25:6:1603:U:H2'	25:6:1604:U:H6	1.72	0.54
25:6:492:A:H1'	25:6:496:G:H1	1.71	0.54
25:6:83:G:OP2	84:6:1953:OHX:N4	2.40	0.54
25:A:626:U:H2'	25:A:627:C:H6	1.71	0.54
1:AR:1611:G:H2'	1:AR:1612:A:C8	2.42	0.54
1:AR:2882:U:H2'	1:AR:2883:U:C6	2.42	0.54
22:CV:11:THR:HG22	22:CV:14:MET:HE1	1.88	0.54
23:CW:28:PHE:HE1	23:CW:83:TYR:HE2	1.56	0.54
2:3:93:C:O5'	65:R:57:LEU:HD12	160.61	0.54
72:Y:61:SER:HB2	72:Y:116:ASP:HB2	1.88	0.54
1:1:2718:U:H2'	1:1:2719:U:C6	2.43	0.54
1:1:3074:G:O6	84:1:3668:OHX:N5	2.40	0.54
1:1:542:G:O6	84:1:3725:OHX:N2	2.41	0.54
25:6:152:U:O2	25:6:163:G:N2	2.41	0.54
25:6:93:A:C6	25:6:398:G:C6	2.95	0.54
25:6:539:G:OP2	25:6:539:G:H8	1.91	0.54
25:A:1731:A:H5''	25:A:1732:A:OP2	2.07	0.54
25:A:67:A:OP1	55:H:171:LYS:NZ	2.38	0.54
1:AR:2696:A:H2'	1:AR:2697:A:C8	2.42	0.54
1:AR:1587:A:OP1	84:AR:3492:OHX:N3	2.40	0.54
5:CE:152:LYS:HG2	5:CE:189:SER:HA	1.89	0.54
7:CG:148:ILE:HD11	7:CG:159:VAL:HG11	1.89	0.54

Continued on next page...

Continued from previous page...

Atom-1	Atom-2	Interatomic distance (Å)	Clash overlap (Å)
20:CT:90:PRO:HB2	20:CT:93:VAL:HG23	1.90	0.54
24:CX:30:GLY:HA3	24:CX:66:LYS:HE3	1.90	0.54
14:CN:64:LYS:HG3	30:DC:69:TRP:CG	2.43	0.54
55:H:57:ASP:HB3	55:H:106:LEU:HD23	1.89	0.54
55:H:78:THR:HG22	55:H:92:ARG:HG2	1.89	0.54
65:R:55:VAL:HG22	65:R:59:LYS:HE3	1.90	0.54
67:T:36:LYS:O	67:T:102:ALA:N	2.41	0.54
60:M:99:ARG:HB3	72:Y:9:LEU:O	2.08	0.54
1:1:2724:U:OP1	22:2:57:TYR:OH	2.19	0.54
25:6:1317:C:H2'	25:6:1318:G:O4'	2.08	0.54
25:6:29:U:H2'	25:6:30:G:H8	1.72	0.54
25:6:846:G:H2'	25:6:847:A:C8	2.42	0.54
25:6:919:A:H2'	25:6:920:U:C6	2.43	0.54
25:A:1670:G:O6	84:A:2000:OHX:N5	2.40	0.54
1:AR:2514:U:OP2	1:AR:2586:G:N2	2.32	0.54
1:AR:329:U:OP2	84:AR:3552:OHX:N5	2.41	0.54
1:AR:754:G:H2'	1:AR:755:A:H8	1.72	0.54
5:CE:123:TYR:CZ	5:CE:124:LYS:HG3	2.43	0.54
7:CG:220:SER:O	7:CG:224:LYS:HB2	2.07	0.54
20:CT:81:ARG:HG2	20:CT:88:ARG:CZ	2.38	0.54
27:CZ:115:ARG:NH1	27:CZ:119:THR:OG1	2.41	0.54
1:AR:189:G:OP2	28:DA:46:LYS:NZ	2.40	0.54
37:DJ:101:THR:HG23	37:DJ:104:GLN:HB2	1.90	0.54
53:F:206:ASP:N	53:F:206:ASP:OD1	2.41	0.54
59:L:27:PHE:CD1	59:L:40:LEU:HD23	2.42	0.54
69:V:26:LEU:N	69:V:89:ARG:O	2.36	0.54
1:1:2904:U:H2'	1:1:2905:U:C6	2.42	0.54
1:1:373:A:N1	1:1:394:G:H4'	2.23	0.54
25:6:1688:U:H2'	25:6:1689:A:C8	2.43	0.54
25:A:1785:U:H2'	25:A:1786:G:H8	1.71	0.54
38:AJ:26:ILE:H	38:AJ:26:ILE:HD12	1.72	0.54
84:1:3406:OHX:N1	39:AK:46:SER:OG	2.41	0.54
1:AR:1284:C:O2'	1:AR:1285:G:OP1	2.23	0.54
1:AR:1078:U:H4'	7:CG:46:THR:HG21	1.89	0.54
11:CK:171:ASP:OD2	11:CK:173:ARG:NH1	2.40	0.54
12:CL:171:TRP:CE3	12:CL:178:ARG:HD2	2.43	0.54
25:A:1291:G:H5'	51:D:119:LYS:HE2	1.89	0.54
52:E:40:ARG:NH1	69:V:70:THR:O	38.62	0.54
84:A:2038:OHX:N1	58:K:8:TYR:O	2.41	0.54
25:A:1335:U:H5'	69:V:85:ARG:HH22	1.72	0.54
21:0:154:HIS:CE1	21:0:170:THR:HG21	2.42	0.54

Continued on next page...

Continued from previous page...

Atom-1	Atom-2	Interatomic distance (Å)	Clash overlap (Å)
1:1:2259:A:N1	25:A:1645:G:O2'	2.37	0.54
1:1:22:G:H1'	3:4:104:A:N3	2.23	0.54
1:1:564:G:H2'	1:1:565:U:C6	2.43	0.54
25:A:1165:G:C6	25:A:1166:A:C6	2.96	0.54
25:A:86:A:O2'	25:A:147:A:N3	2.32	0.54
43:AO:4:LYS:NZ	25:A:1775:U:O4	2.34	0.54
25:A:720:G:H1'	25:A:721:U:H5''	1.89	0.54
29:AA:78:ASN:OD1	32:AD:35:ARG:NH2	2.35	0.54
1:AR:1122:U:OP2	84:AR:3628:OHX:N2	2.40	0.54
1:AR:1613:A:H2'	1:AR:1614:C:C6	2.43	0.54
1:AR:586:C:OP2	35:DH:70:LYS:NZ	2.40	0.54
49:B:41:ARG:HD2	49:B:42:PRO:O	2.08	0.54
7:CG:40:HIS:CD2	7:CG:42:ALA:H	2.13	0.54
15:CO:14:LEU:H	15:CO:19:ARG:HH11	1.56	0.54
21:CU:73:LYS:NZ	21:CU:97:VAL:O	2.37	0.54
24:CX:6:ALA:HB2	24:CX:126:TRP:CH2	2.43	0.54
33:DF:79:ARG:NE	33:DF:79:ARG:H	2.06	0.54
56:I:173:TYR:CE2	56:I:181:ILE:HD13	2.43	0.54
57:J:39:GLY:O	57:J:59:ARG:HB3	2.08	0.54
72:Y:51:GLY:HA2	72:Y:77:ILE:HG13	1.89	0.54
72:Y:56:LYS:HE3	72:Y:96:VAL:HG23	1.90	0.54
1:1:1238:C:N4	1:1:1245:A:OP2	2.41	0.54
1:1:297:G:N2	1:1:297:G:OP2	2.41	0.54
25:6:22:A:OP2	84:6:2006:OHX:N6	2.41	0.54
25:A:626:U:H2'	25:A:627:C:C6	2.43	0.54
25:A:649:U:O2'	25:A:650:U:O5'	2.22	0.54
1:1:1433:A:N3	34:AF:27:ARG:NH1	2.56	0.54
37:AI:85:THR:HB	37:AI:88:LEU:HD12	1.90	0.54
40:AL:66:ILE:HA	40:AL:69:LEU:HD23	1.90	0.54
1:AR:3047:U:H5'	5:CE:329:PRO:HA	1.90	0.54
50:C:61:LEU:O	50:C:63:GLY:N	2.40	0.54
5:CE:41:VAL:HA	5:CE:185:GLY:CA	2.32	0.54
20:CT:17:VAL:CG1	20:CT:21:LYS:HB2	2.38	0.54
29:DB:46:ILE:HD11	29:DB:49:TYR:HA	1.89	0.54
73:Z:112:LYS:O	73:Z:116:LYS:HG3	2.08	0.54
1:1:1913:A:N3	1:1:2120:A:H2'	2.23	0.53
1:1:36:C:O2'	1:1:808:A:N1	2.39	0.53
23:5:56:VAL:HG22	23:5:65:VAL:HG22	1.90	0.53
25:6:1068:C:H2'	25:6:1069:A:C8	2.44	0.53
25:6:1297:G:N2	25:6:1300:A:OP2	2.39	0.53
35:AG:59:VAL:HG23	35:AG:60:ARG:H	1.73	0.53

Continued on next page...

Continued from previous page...

Atom-1	Atom-2	Interatomic distance (Å)	Clash overlap (Å)
1:1:240:U:OP2	37:AI:94:LYS:HE2	2.07	0.53
1:AR:1039:U:H2'	1:AR:1040:A:C8	2.43	0.53
1:AR:1132:C:H2'	1:AR:1133:A:H8	1.73	0.53
1:AR:2767:U:O2'	44:DQ:30:ALA:O	2.26	0.53
11:CK:17:THR:HG23	11:CK:28:VAL:HB	1.88	0.53
11:CK:94:TYR:CD2	11:CK:98:PRO:HA	2.42	0.53
12:CL:206:LEU:O	12:CL:210:ILE:HG13	2.09	0.53
1:AR:692:A:OP1	16:CP:201:ARG:NH2	2.41	0.53
1:AR:3325:G:OP2	33:DF:70:ARG:NH1	2.40	0.53
37:DJ:21:LEU:HD22	37:DJ:25:LYS:HE3	1.87	0.53
25:6:1642:G:O3'	43:DP:9:ARG:NH2	2.41	0.53
58:K:20:GLU:HB3	58:K:23:ARG:HB3	1.90	0.53
66:S:66:VAL:HB	66:S:69:ILE:HD11	1.90	0.53
84:1:3539:OHX:N6	3:4:140:G:O6	2.41	0.53
25:6:1186:U:H2'	25:6:1187:U:O4'	2.08	0.53
25:6:1335:U:H2'	25:6:1336:A:C8	2.43	0.53
25:6:151:G:H1	25:6:163:G:H1	1.56	0.53
25:6:1645:G:N2	25:6:1756:A:N1	2.54	0.53
25:6:585:A:H2'	25:6:586:G:C8	2.44	0.53
25:A:383:G:N7	84:A:2008:OHX:N4	2.55	0.53
25:A:632:U:OP1	60:M:102:LYS:HG3	2.09	0.53
1:AR:1159:A:O2'	1:AR:1160:C:H5'	2.08	0.53
1:AR:1214:U:OP2	21:CU:137:ARG:NH2	2.39	0.53
1:AR:2294:U:OP2	24:CX:71:LYS:NZ	2.37	0.53
1:AR:257:U:H2'	1:AR:258:G:H8	1.73	0.53
1:AR:789:A:H2'	1:AR:790:U:C6	2.43	0.53
2:AS:27:A:OP2	7:CG:57:ASN:HB2	2.08	0.53
15:CO:25:LYS:HE2	15:CO:62:GLN:HA	1.90	0.53
29:DB:83:THR:HG23	29:DB:85:TYR:H	1.73	0.53
45:DR:38:ASP:HA	45:DR:45:LYS:HA	1.90	0.53
52:E:8:LYS:HE2	69:V:61:LYS:HD3	1.89	0.53
55:H:64:LYS:HB2	55:H:97:VAL:HG11	1.90	0.53
25:A:698:U:H1'	56:I:107:ARG:HH11	1.74	0.53
58:K:107:ARG:NH2	58:K:150:LEU:H	2.06	0.53
59:L:8:ARG:HD2	59:L:12:HIS:HE1	1.73	0.53
69:V:20:ILE:HD13	69:V:22:ILE:HD13	1.90	0.53
1:1:1132:C:H2'	1:1:1133:A:H8	1.73	0.53
1:1:1636:U:H5''	29:AA:73:LYS:HZ2	1.73	0.53
1:1:255:A:H2'	1:1:256:G:H8	1.73	0.53
1:1:2697:A:H2'	1:1:2698:G:C8	2.43	0.53
1:1:3217:C:C5	1:1:3220:G:H1'	2.44	0.53

Continued on next page...

Continued from previous page...

Atom-1	Atom-2	Interatomic distance (Å)	Clash overlap (Å)
1:1:2107:A:H2	1:1:3344:A:C8	2.26	0.53
1:1:792:G:H2'	1:1:793:C:C6	2.43	0.53
2:3:22:A:H2'	2:3:23:A:C8	2.44	0.53
25:6:1698:G:H1	25:6:1703:C:H42	1.53	0.53
25:6:1783:C:H2'	25:6:1784:C:C6	2.42	0.53
25:6:830:U:H2'	25:6:831:U:H5'	1.90	0.53
25:A:1600:A:H4'	25:A:1601:G:OP1	2.08	0.53
25:A:558:U:N3	56:I:108:GLN:OE1	94.50	0.53
25:A:592:A:O2'	25:A:596:C:OP1	2.26	0.53
25:A:703:G:H2'	25:A:704:C:H5'	1.90	0.53
30:AB:112:ILE:HB	30:AB:130:VAL:HG12	1.90	0.53
30:AB:3:SER:O	30:AB:6:THR:HG22	2.09	0.53
35:AG:90:PRO:O	35:AG:92:LYS:N	2.38	0.53
1:AR:1113:G:O2'	1:AR:1369:A:N3	2.35	0.53
1:AR:155:G:H1'	38:DK:26:ILE:HD13	1.89	0.53
1:AR:2700:G:OP1	22:CV:17:ARG:HB2	2.08	0.53
2:AS:14:U:OP1	84:AS:202:OHX:N4	2.41	0.53
3:AT:38:U:C4	37:DJ:89:ARG:HD2	2.44	0.53
49:B:198:MET:SD	49:B:199:PRO:HD2	2.47	0.53
6:CF:26:PHE:HA	6:CF:127:ALA:HA	1.89	0.53
2:AS:7:G:O3'	7:CG:33:ARG:NH2	2.41	0.53
14:CN:46:ILE:HG22	14:CN:49:ARG:HB2	1.91	0.53
51:D:212:LYS:O	51:D:216:VAL:HG23	2.07	0.53
29:DB:23:VAL:HG12	29:DB:45:GLY:HA3	1.90	0.53
32:DE:100:ILE:O	32:DE:103:THR:OG1	2.26	0.53
39:DL:8:PHE:O	39:DL:11:ARG:HG3	2.07	0.53
66:S:20:TYR:O	66:S:24:LEU:HD12	2.08	0.53
1:1:1790:G:O6	84:1:3702:OHX:N4	2.42	0.53
1:1:3291:G:O6	84:1:3665:OHX:N2	2.41	0.53
1:1:675:C:O2'	1:1:679:U:OP1	2.26	0.53
25:6:531:C:OP2	84:6:1957:OHX:N5	2.41	0.53
25:6:737:A:H2'	25:6:738:G:H8	1.73	0.53
27:8:86:VAL:HG11	27:8:95:ILE:HG12	1.89	0.53
25:A:169:A:H5''	55:H:176:GLN:HG2	1.89	0.53
35:AG:13:HIS:O	35:AG:95:GLY:N	2.35	0.53
1:AR:1808:G:O6	84:AR:3527:OHX:N4	2.41	0.53
1:AR:651:G:O2'	1:AR:1435:A:OP1	2.26	0.53
6:CF:327:LEU:HA	9:CI:166:ASN:HD21	1.74	0.53
13:CM:109:HIS:CD2	13:CM:114:ILE:HG21	2.43	0.53
14:CN:105:ASN:HD21	38:DK:17:VAL:HG21	1.72	0.53
17:CQ:128:ARG:HB3	17:CQ:128:ARG:HH11	1.72	0.53

Continued on next page...

Continued from previous page...

Atom-1	Atom-2	Interatomic distance (Å)	Clash overlap (Å)
17:CQ:61:ALA:HA	17:CQ:70:PRO:HD2	1.90	0.53
1:AR:3070:A:OP1	20:CT:62:ARG:HD3	2.09	0.53
25:A:246:G:H1'	60:M:40:LEU:HD13	1.89	0.53
62:O:87:ASP:OD1	62:O:88:LEU:N	2.41	0.53
1:1:1492:G:O2'	41:AM:48:LYS:NZ	2.42	0.53
1:1:1659:U:O4	84:1:3702:OHX:N1	2.41	0.53
1:1:2274:U:OP2	84:1:3503:OHX:N4	2.41	0.53
1:1:3218:A:H5''	1:1:3219:G:C5	2.44	0.53
25:6:1561:U:H2'	25:6:1562:G:H8	1.73	0.53
41:AM:30:ARG:HB2	41:AM:33:ASN:HB2	1.90	0.53
1:AR:2542:U:H1'	1:AR:2543:U:H5	1.73	0.53
1:AR:2243:A:H3'	4:CD:244:GLY:HA2	1.89	0.53
7:CG:258:LYS:O	7:CG:259:LYS:HB3	2.08	0.53
7:CG:93:THR:O	7:CG:93:THR:OG1	2.25	0.53
1:AR:2736:A:OP1	22:CV:92:ARG:NH1	2.42	0.53
51:D:38:VAL:HG22	51:D:39:THR:H	1.73	0.53
8:CH:85:ILE:HG23	35:DH:107:ILE:HG21	1.90	0.53
38:DK:90:MET:O	38:DK:94:ILE:HG13	2.08	0.53
1:AR:1841:A:N3	41:DN:45:ARG:NH2	2.57	0.53
1:1:1166:G:N7	84:1:3401:OHX:N4	2.57	0.53
1:1:3326:G:H2'	1:1:3327:G:H8	1.72	0.53
25:6:1393:C:H2'	25:6:1394:G:H8	1.73	0.53
25:6:1503:A:H2'	25:6:1504:G:O4'	2.09	0.53
25:6:212:U:H2'	25:6:213:A:H8	1.74	0.53
25:A:882:U:H2'	25:A:883:C:C6	2.44	0.53
29:AA:46:ILE:HD13	29:AA:68:ILE:HG23	1.90	0.53
1:1:18:G:OP1	37:AI:81:ARG:NH2	2.41	0.53
50:C:175:GLU:O	50:C:187:LYS:NZ	2.40	0.53
1:AR:2948:C:O2'	5:CE:242:THR:HG22	2.09	0.53
5:CE:376:LYS:HG3	5:CE:380:MET:HG3	1.90	0.53
9:CI:25:GLN:HA	9:CI:28:ALA:HB3	1.89	0.53
11:CK:76:ASP:O	11:CK:80:THR:OG1	2.26	0.53
18:CR:105:LYS:HB3	18:CR:107:LEU:HD13	1.91	0.53
51:D:163:GLY:HA3	51:D:209:ASN:ND2	2.23	0.53
55:H:142:ARG:HD3	55:H:149:LYS:HB3	1.91	0.53
71:X:11:LEU:HD12	71:X:74:VAL:HB	1.91	0.53
21:O:83:SER:OG	21:O:88:HIS:NE2	2.38	0.53
1:1:1093:A:N3	1:1:1096:U:N3	2.56	0.53
1:1:2403:G:H5'	1:1:2872:A:C2	2.44	0.53
25:6:835:U:H2'	25:6:836:U:C6	2.44	0.53
25:A:1745:G:O6	84:A:1964:OHX:N2	2.42	0.53

Continued on next page...

Continued from previous page...

Atom-1	Atom-2	Interatomic distance (Å)	Clash overlap (Å)
25:A:264:G:O6	84:A:1912:OHX:N4	2.42	0.53
25:A:478:A:O2'	58:K:124:HIS:ND1	2.37	0.53
1:1:634:C:H5'	35:AG:21:ARG:O	2.09	0.53
37:AI:106:LYS:HA	37:AI:109:ILE:HD12	1.89	0.53
1:AR:2163:C:H4'	4:CD:8:GLN:HA	1.90	0.53
1:AR:2656:A:OP2	44:DQ:97:LYS:HB3	2.09	0.53
1:AR:290:G:H4'	16:CP:69:GLY:O	2.08	0.53
1:AR:3006:A:H2'	1:AR:3007:U:O4'	2.09	0.53
1:AR:968:G:H2'	1:AR:969:C:C6	2.43	0.53
1:AR:3268:A:H5''	8:CH:46:ARG:NH2	2.24	0.53
15:CO:14:LEU:H	15:CO:19:ARG:NH1	2.06	0.53
25:A:1514:U:O2'	52:E:5:ILE:O	2.22	0.53
57:J:12:SER:OG	57:J:16:ALA:HB3	2.09	0.53
67:T:139:LYS:O	67:T:143:ARG:NH1	2.42	0.53
68:U:27:LYS:HB3	68:U:111:ILE:HD11	1.89	0.53
73:Z:23:PHE:HE1	73:Z:75:VAL:HG12	1.74	0.53
1:1:1686:U:O2	1:1:1688:U:H1'	2.09	0.53
1:1:2373:A:N3	1:1:2824:G:O2'	2.34	0.53
1:1:2371:G:O6	84:1:3408:OHX:N4	2.42	0.53
1:1:2977:G:OP1	84:1:3654:OHX:N5	2.41	0.53
25:6:1600:A:H4'	25:6:1601:G:OP1	2.07	0.53
25:A:789:A:OP1	53:F:108:ARG:NH2	2.42	0.53
1:AR:2185:G:O2'	1:AR:2314:U:OP2	2.27	0.53
1:AR:2588:U:OP1	10:CJ:48:ARG:NH2	2.36	0.53
1:AR:3094:A:H2'	1:AR:3095:U:C6	2.43	0.53
1:AR:675:C:O2'	1:AR:679:U:OP1	2.24	0.53
2:AS:3:U:H2'	2:AS:4:U:C6	2.44	0.53
6:CF:72:ALA:O	6:CF:76:ARG:NH1	2.41	0.53
9:CI:153:PHE:CD2	9:CI:160:ARG:HG2	2.44	0.53
10:CJ:41:GLN:HG3	10:CJ:42:PRO:HD2	1.90	0.53
30:DC:121:VAL:O	30:DC:123:VAL:HG23	2.09	0.53
34:DG:100:ILE:O	34:DG:105:ARG:NH1	2.41	0.53
57:J:21:PHE:O	57:J:22:ARG:HG2	2.08	0.53
69:V:106:ILE:HG23	69:V:107:THR:HG23	1.89	0.53
1:1:1786:G:H2'	1:1:1787:A:C8	2.43	0.53
1:1:2713:U:O2'	44:AP:8:ARG:HD2	2.08	0.53
1:1:61:A:H2'	1:1:62:A:O4'	2.09	0.53
25:6:1469:A:H4'	25:6:1541:G:H4'	1.89	0.53
25:A:1278:G:OP1	52:E:185:LYS:HE2	2.08	0.53
25:A:1586:A:H1'	25:A:1611:A:N6	2.24	0.53
25:A:1586:A:H1'	25:A:1611:A:H61	1.74	0.53

Continued on next page...

Continued from previous page...

Atom-1	Atom-2	Interatomic distance (Å)	Clash overlap (Å)
25:A:827:C:H2'	25:A:828:U:H6	1.73	0.53
1:AR:1127:G:N2	1:AR:1129:A:H3'	2.23	0.53
1:AR:213:A:H2'	1:AR:214:G:O4'	2.08	0.53
1:AR:2999:U:O4	84:AR:3641:OHX:N4	2.42	0.53
1:AR:850:U:H2'	1:AR:851:C:C6	2.44	0.53
1:AR:939:U:H2'	1:AR:940:G:H8	1.73	0.53
2:AS:28:C:H5''	13:CM:137:ARG:HG2	1.90	0.53
20:CT:86:GLU:OE2	20:CT:91:SER:OG	2.16	0.53
21:CU:155:ARG:HD3	21:CU:172:TYR:CG	2.44	0.53
17:CQ:116:LYS:HE2	21:CU:165:TYR:HB3	1.91	0.53
38:DK:86:LYS:NZ	38:DK:89:GLU:OE2	2.40	0.53
53:F:100:ARG:NH2	53:F:121:TYR:O	2.42	0.53
53:F:15:PRO:HG2	53:F:18:TRP:CE2	2.44	0.53
63:P:42:VAL:HA	63:P:46:MET:SD	2.49	0.53
25:A:1172:G:H21	68:U:88:VAL:CG2	2.22	0.53
21:0:138:GLN:HA	21:0:141:LYS:HG3	1.91	0.53
1:1:1488:G:H5''	1:1:1838:G:O6	2.09	0.53
1:1:2869:U:H5''	1:1:2870:C:OP2	2.08	0.53
1:1:994:G:N2	1:1:995:U:O4	2.41	0.53
25:6:1216:C:N3	25:6:1448:G:N2	2.56	0.53
25:6:874:C:OP1	84:6:1911:OHX:N5	2.41	0.53
25:6:1311:U:O4	84:6:2045:OHX:N6	2.42	0.53
25:6:647:G:H22	25:6:687:G:H1	1.57	0.53
25:A:83:G:OP2	84:A:1944:OHX:N3	2.42	0.53
1:AR:2528:G:N7	84:AR:3706:OHX:N3	2.57	0.53
1:AR:3372:A:OP2	84:AR:3735:OHX:N3	2.42	0.53
50:C:26:ARG:NH1	50:C:49:ASN:OD1	2.42	0.53
6:CF:119:ARG:NH1	6:CF:271:LYS:HB3	2.23	0.53
16:CP:13:LYS:O	16:CP:19:LEU:HD22	2.09	0.53
2:AS:89:G:H4'	21:CU:84:ARG:HD3	1.90	0.53
25:A:2:A:N3	51:D:199:GLN:NE2	2.57	0.53
55:H:84:TYR:CE1	55:H:93:LYS:HB2	2.44	0.53
1:1:1307:G:H1'	1:1:1308:A:C8	2.43	0.52
1:1:3348:G:H1	1:1:3357:U:H3	1.57	0.52
1:1:650:C:H2'	1:1:651:G:C8	2.45	0.52
25:6:1708:U:H2'	25:6:1709:C:C6	2.44	0.52
25:6:357:G:OP2	84:6:1930:OHX:N6	2.42	0.52
25:A:1166:A:H5''	54:G:101:GLY:H	1.74	0.52
25:A:1011:G:OP2	84:A:1968:OHX:N5	2.42	0.52
25:A:401:A:O2'	25:A:402:C:H4'	2.08	0.52
1:AR:1522:U:H4'	1:AR:1523:U:OP2	2.09	0.52

Continued on next page...

Continued from previous page...

Atom-1	Atom-2	Interatomic distance (Å)	Clash overlap (Å)
1:AR:1141:C:OP2	84:AR:3613:OHX:N2	2.42	0.52
1:AR:906:A:OP1	84:AR:3580:OHX:N1	2.42	0.52
50:C:193:ILE:O	50:C:197:ILE:HG12	2.09	0.52
20:CT:11:ALA:O	20:CT:15:VAL:HG23	2.09	0.52
26:CY:38:SER:O	26:CY:42:GLN:HG3	2.09	0.52
56:I:111:LYS:HG3	56:I:112:ARG:H	1.74	0.52
68:U:33:TYR:HH	68:U:99:SER:HG	1.55	0.52
69:V:42:VAL:O	69:V:52:LYS:NZ	2.43	0.52
1:1:1047:A:N3	1:1:2633:U:O2'	2.41	0.52
25:6:1239:U:O4	84:6:1952:OHX:N5	2.42	0.52
25:6:200:A:H2'	25:6:201:G:H8	1.74	0.52
25:A:1381:U:H4'	69:V:59:PRO:HG3	1.91	0.52
25:A:1680:G:O6	84:A:1987:OHX:N5	2.42	0.52
25:A:631:G:H2'	25:A:632:U:H6	1.73	0.52
25:A:694:U:H5''	25:A:695:U:H5	1.74	0.52
36:AH:98:GLN:O	36:AH:102:LYS:HD3	2.09	0.52
1:AR:1566:A:H3'	1:AR:1567:U:H5''	1.92	0.52
1:AR:3165:A:H61	1:AR:3285:C:H42	1.57	0.52
2:AS:9:C:OP1	22:CV:28:SER:OG	2.18	0.52
3:AT:126:A:O2'	3:AT:129:C:N4	2.42	0.52
3:AT:139:U:O4	84:AT:212:OHX:N5	2.42	0.52
7:CG:131:LEU:H	7:CG:131:LEU:HD22	1.74	0.52
13:CM:107:ASP:OD1	13:CM:107:ASP:N	2.40	0.52
1:AR:1941:C:OP2	20:CT:74:ARG:HG2	2.09	0.52
59:L:77:ARG:HG3	59:L:82:LEU:HD12	1.91	0.52
60:M:64:VAL:HG12	60:M:129:ARG:NH1	2.25	0.52
1:1:1594:A:OP1	36:AH:36:LYS:NZ	2.28	0.52
1:1:3393:U:H2'	1:1:3394:U:H6	1.75	0.52
25:A:800:U:H2'	25:A:801:G:C8	2.43	0.52
25:A:968:U:H5''	25:A:1033:C:O2'	2.10	0.52
1:AR:2620:G:O6	84:AR:3473:OHX:N1	2.42	0.52
50:C:88:VAL:HG13	50:C:97:LEU:O	2.10	0.52
12:CL:150:GLU:O	12:CL:154:ARG:N	2.39	0.52
52:E:74:GLN:HG3	52:E:79:TYR:HB2	1.92	0.52
65:R:27:GLY:HA2	65:R:63:ILE:O	2.10	0.52
72:Y:24:TRP:HE3	72:Y:30:LYS:HD2	1.74	0.52
1:1:3006:A:H2'	1:1:3007:U:O4'	2.09	0.52
1:1:1007:U:O4	84:1:3663:OHX:N1	2.43	0.52
1:1:764:U:O4	84:1:3500:OHX:N2	2.42	0.52
2:3:7:G:OP1	60:M:33:ARG:NH1	193.45	0.52
25:6:1041:G:H2'	25:6:1042:G:C8	2.44	0.52

Continued on next page...

Continued from previous page...

Atom-1	Atom-2	Interatomic distance (Å)	Clash overlap (Å)
25:A:1438:G:H2'	25:A:1439:C:O4'	2.09	0.52
25:A:166:C:H4'	55:H:131:LYS:HE3	1.92	0.52
1:AR:1523:U:OP2	1:AR:1604:G:O2'	2.27	0.52
1:AR:1919:G:N7	84:AR:3574:OHX:N4	2.58	0.52
1:AR:2921:U:H2'	1:AR:2923:U:OP2	2.09	0.52
1:AR:3053:G:N7	84:AR:3671:OHX:N3	2.58	0.52
1:AR:552:G:H2'	1:AR:553:U:H6	1.74	0.52
25:A:1067:C:H5''	50:C:150:VAL:HG23	1.90	0.52
5:CE:35:ASP:OD2	5:CE:37:ARG:NH1	2.41	0.52
13:CM:82:ARG:HG2	13:CM:112:LEU:HB2	1.91	0.52
20:CT:134:HIS:CE1	20:CT:136:ARG:HB3	2.44	0.52
34:DG:119:VAL:O	34:DG:122:PRO:HD3	2.09	0.52
25:A:1390:U:OP1	66:S:5:ARG:HD2	2.09	0.52
1:1:1114:U:OP2	84:1:3502:OHX:N4	2.42	0.52
1:1:1581:C:H2'	1:1:1582:C:H5'	1.92	0.52
3:4:62:C:H4'	3:4:63:G:O5'	2.09	0.52
28:9:102:SER:OG	28:9:103:LYS:NZ	2.24	0.52
25:A:1178:G:H2'	25:A:1179:G:O4'	2.10	0.52
25:A:1277:G:H2'	25:A:1278:G:O4'	2.10	0.52
25:A:523:G:O6	84:A:1931:OHX:N4	2.43	0.52
25:A:639:U:OP1	56:I:117:THR:OG1	2.22	0.52
36:AH:58:ARG:HG3	36:AH:59:PRO:HD2	1.91	0.52
1:AR:1822:C:H2'	1:AR:1823:A:H8	1.74	0.52
1:AR:2694:A:C6	1:AR:2695:A:C6	2.98	0.52
1:AR:2970:C:HO2'	1:AR:2971:A:H2	1.56	0.52
49:B:169:SER:O	49:B:173:ILE:HG12	2.07	0.52
7:CG:51:LEU:N	7:CG:145:PHE:O	2.29	0.52
12:CL:76:MET:HE1	12:CL:138:VAL:HG21	1.91	0.52
15:CO:23:ILE:HA	15:CO:63:VAL:HG23	1.92	0.52
27:CZ:86:VAL:HG11	27:CZ:95:ILE:HG12	1.91	0.52
51:D:52:THR:HB	51:D:54:GLU:HG2	1.92	0.52
65:R:113:ASP:OD1	65:R:116:LEU:N	2.42	0.52
1:1:2993:G:H2'	1:1:3142:A:H61	1.74	0.52
1:1:318:A:OP1	84:1:3448:OHX:N2	2.43	0.52
1:1:70:A:N1	1:1:313:A:O2'	2.37	0.52
1:1:995:U:C2	1:1:2637:A:C8	2.98	0.52
25:6:1350:U:H2'	25:6:1351:G:C8	2.44	0.52
25:6:1649:G:O6	84:6:1965:OHX:N2	2.42	0.52
25:6:1699:G:N2	25:6:1701:A:H5''	2.24	0.52
25:6:1616:G:N7	84:6:1999:OHX:N5	2.57	0.52
25:A:1140:G:H2'	25:A:1141:G:H8	1.75	0.52

Continued on next page...

Continued from previous page...

Atom-1	Atom-2	Interatomic distance (Å)	Clash overlap (Å)
25:A:1367:G:O6	84:A:1986:OHX:N3	2.43	0.52
25:A:939:A:H2'	25:A:940:A:C8	2.44	0.52
30:AB:90:TYR:CD1	30:AB:100:PRO:HG3	2.44	0.52
30:AB:94:ALA:CB	30:AB:121:VAL:HG13	2.39	0.52
1:AR:1596:C:H2'	1:AR:1597:C:C6	2.43	0.52
1:AR:1599:G:OP1	84:DI:201:OHX:N4	2.43	0.52
1:AR:2102:U:H2'	1:AR:2103:U:H6	1.74	0.52
1:AR:3170:A:N6	1:AR:3171:U:O4	2.42	0.52
5:CE:332:ARG:HG2	5:CE:333:LYS:HG3	1.90	0.52
41:DN:44:TRP:CE2	41:DN:45:ARG:HG2	2.44	0.52
42:DO:103:LEU:HD13	42:DO:110:CYS:HA	1.91	0.52
53:F:141:THR:OG1	53:F:145:ARG:HB2	2.09	0.52
55:H:102:VAL:HG13	55:H:106:LEU:HD12	1.92	0.52
56:I:31:SER:HA	56:I:35:LYS:HB3	1.92	0.52
57:J:76:THR:HB	57:J:105:ASP:HB2	1.92	0.52
61:N:87:PRO:HA	61:N:140:PHE:HE2	1.75	0.52
21:O:9:VAL:HG22	21:O:61:ILE:HG12	1.91	0.52
1:1:1709:C:H2'	1:1:1710:C:C6	2.45	0.52
1:1:1387:G:OP1	84:1:3690:OHX:N3	2.42	0.52
1:1:36:C:H2'	1:1:37:U:H5'	1.92	0.52
1:1:595:G:C8	1:1:609:G:C6	2.98	0.52
25:6:151:G:H2'	25:6:152:U:H6	1.75	0.52
25:A:1649:G:H2'	25:A:1650:U:C6	2.45	0.52
25:A:413:U:H2'	25:A:414:C:C6	2.44	0.52
25:A:516:G:OP2	84:A:1948:OHX:N6	2.42	0.52
25:A:919:A:H5'	63:P:18:ARG:HH12	1.75	0.52
37:AI:28:LEU:HD23	37:AI:47:VAL:HG22	1.91	0.52
1:AR:1497:C:H2'	1:AR:1498:A:C8	2.45	0.52
1:AR:3043:C:OP2	24:CX:48:ARG:NH2	2.41	0.52
1:AR:3147:G:H4'	5:CE:102:LEU:O	2.09	0.52
1:AR:3157:U:H4'	1:AR:3158:G:H5'	1.91	0.52
1:AR:3344:A:H2	1:AR:3361:G:H21	1.57	0.52
3:AT:58:G:OP1	3:AT:98:U:N3	2.24	0.52
10:CJ:238:LEU:HB2	10:CJ:243:GLN:HG2	1.90	0.52
29:DB:51:LEU:HB2	29:DB:65:ARG:HB3	1.91	0.52
52:E:18:TYR:HE1	52:E:37:VAL:HG23	1.74	0.52
54:G:222:LYS:HE3	54:G:225:ARG:HH12	1.75	0.52
61:N:24:ILE:O	61:N:25:GLU:HG2	2.09	0.52
21:O:79:VAL:HG21	21:O:106:LEU:HD21	1.92	0.52
1:1:272:G:H1'	38:AJ:82:ARG:HH12	1.75	0.52
1:1:3151:U:H4'	1:1:3294:A:H1'	1.90	0.52

Continued on next page...

Continued from previous page...

Atom-1	Atom-2	Interatomic distance (Å)	Clash overlap (Å)
25:6:754:A:N6	25:6:793:A:N7	2.45	0.52
25:6:973:A:H5'	1:AR:848:A:C2	2.45	0.52
32:AD:40:LYS:HB3	32:AD:101:LEU:HD11	1.91	0.52
1:AR:12:A:OP2	84:AT:220:OHX:N4	2.43	0.52
1:AR:2228:A:H2'	1:AR:2229:A:C8	2.45	0.52
1:AR:3268:A:H5''	8:CH:46:ARG:HH22	1.74	0.52
1:AR:3304:U:O2'	5:CE:334:ARG:NH2	2.36	0.52
7:CG:234:ASP:N	7:CG:234:ASP:OD1	2.41	0.52
10:CJ:135:GLY:O	10:CJ:139:VAL:HG23	2.09	0.52
14:CN:64:LYS:HG3	30:DC:69:TRP:CD2	2.45	0.52
15:CO:55:ARG:HH11	21:CU:70:THR:HB	1.75	0.52
1:AR:2630:C:C4	22:CV:4:SER:HB2	2.45	0.52
32:DE:9:SER:HB3	32:DE:12:GLN:HB3	1.92	0.52
1:AR:1386:A:OP2	34:DG:80:LYS:NZ	2.38	0.52
25:A:1535:U:H5	54:G:185:ARG:C	2.13	0.52
68:U:34:VAL:HG23	68:U:53:TRP:CZ2	2.45	0.52
1:1:1393:A:N3	1:1:1419:A:O2'	2.41	0.52
25:6:139:C:H4'	25:6:140:A:O5'	2.10	0.52
25:6:584:C:OP2	84:6:1904:OHX:N3	2.43	0.52
25:A:190:C:O2'	25:A:191:C:H5'	2.10	0.52
1:AR:1317:A:O2'	1:AR:1318:A:H3'	2.10	0.52
1:AR:2988:C:P	17:CQ:68:ARG:NH1	2.83	0.52
1:AR:786:A:H4'	1:AR:787:G:H5'	1.92	0.52
12:CL:218:ALA:HB3	84:CL:301:OHX:N3	2.25	0.52
13:CM:95:ASN:O	13:CM:102:PHE:HA	2.09	0.52
19:CS:58:ASN:C	19:CS:60:PRO:HD3	2.30	0.52
22:CV:127:GLN:NE2	22:CV:127:GLN:O	2.43	0.52
51:D:116:LYS:HG2	51:D:127:ALA:HB3	1.91	0.52
55:H:52:ILE:HD13	55:H:102:VAL:HG21	1.92	0.52
61:N:66:VAL:HG21	61:N:71:ILE:HD12	1.92	0.52
66:S:87:GLU:O	66:S:88:VAL:HG12	2.10	0.52
71:X:104:LEU:HA	71:X:126:LEU:H	1.74	0.52
25:A:861:U:O2'	71:X:56:HIS:O	2.25	0.52
1:1:1313:G:O6	84:1:3629:OHX:N4	2.43	0.52
1:1:1472:U:H2'	1:1:1473:G:C8	2.45	0.52
1:1:33:G:O2'	1:1:51:A:N6	2.42	0.52
1:1:2573:G:O6	84:1:3536:OHX:N3	2.43	0.52
2:3:112:G:OP2	84:3:206:OHX:N5	2.43	0.52
25:6:71:A:H2'	25:6:72:A:O4'	2.10	0.52
27:8:34:LEU:HD22	27:8:35:PRO:HD2	1.92	0.52
25:A:1018:U:H2'	25:A:1019:A:C8	2.44	0.52

Continued on next page...

Continued from previous page...

Atom-1	Atom-2	Interatomic distance (Å)	Clash overlap (Å)
25:A:1619:C:H2'	25:A:1620:C:H6	1.74	0.52
1:AR:2288:G:OP1	84:AR:3460:OHX:N4	2.43	0.52
1:AR:2914:G:OP2	84:AR:3563:OHX:N5	2.43	0.52
49:B:200:ASP:HA	49:B:203:PHE:CE2	2.45	0.52
49:B:26:ALA:H	49:B:149:LEU:HD12	1.74	0.52
50:C:35:PRO:HG3	50:C:98:THR:O	2.10	0.52
13:CM:108:GLU:HA	13:CM:122:ILE:HG23	1.91	0.52
17:CQ:35:VAL:HB	17:CQ:104:VAL:HG13	1.92	0.52
27:CZ:53:HIS:HB3	27:CZ:56:ARG:NH2	2.25	0.52
51:D:103:VAL:HG12	51:D:190:LEU:HD12	1.91	0.52
29:DB:57:HIS:HB3	29:DB:62:VAL:HG22	1.91	0.52
30:DC:77:LYS:C	30:DC:79:TRP:H	2.13	0.52
1:AR:3120:C:H3'	42:DO:111:ARG:HH21	1.75	0.52
45:DR:84:ARG:O	45:DR:88:GLU:HG2	2.10	0.52
52:E:32:GLU:HG3	52:E:57:ASP:HB2	1.92	0.52
25:A:1199:G:C5	52:E:40:ARG:HD3	36.11	0.52
60:M:59:PRO:HD2	60:M:112:SER:HB2	1.91	0.52
66:S:57:LEU:O	66:S:61:ILE:HG13	2.10	0.52
67:T:97:ASP:OD1	67:T:97:ASP:N	2.42	0.52
1:1:1039:U:H2'	1:1:1040:A:C8	2.46	0.51
25:6:291:G:H2'	25:6:292:U:C6	2.45	0.51
1:AR:1305:U:C2	5:CE:257:PRO:HG3	2.45	0.51
1:AR:568:G:O6	84:AR:3440:OHX:N2	2.42	0.51
7:CG:5:LYS:HE2	7:CG:5:LYS:HA	1.91	0.51
53:F:73:ASP:HB3	53:F:164:LEU:HD22	1.91	0.51
56:I:14:THR:H	56:I:17:GLU:HB2	1.75	0.51
58:K:78:ARG:NH2	58:K:82:ARG:HD2	2.26	0.51
62:O:20:ARG:O	62:O:65:VAL:HG13	2.09	0.51
1:1:2157:G:N2	1:1:2178:A:OP2	2.35	0.51
1:1:2881:C:H2'	1:1:2882:U:C6	2.44	0.51
25:6:1068:C:H2'	25:6:1069:A:H8	1.74	0.51
25:A:705:U:H2'	25:A:706:A:C8	2.45	0.51
25:A:855:A:C2	25:A:857:U:H1'	2.45	0.51
33:AE:19:ARG:HD3	33:AE:35:GLU:HG2	1.92	0.51
40:AL:54:LEU:HD21	40:AL:56:ILE:HD11	1.93	0.51
1:1:2896:A:H4'	42:AN:95:VAL:HG11	1.93	0.51
1:AR:1214:U:H2'	1:AR:1215:U:C6	2.45	0.51
1:AR:2375:G:O2'	1:AR:2377:G:OP2	2.22	0.51
1:AR:909:G:O2'	84:AR:3580:OHX:N2	2.44	0.51
49:B:84:ARG:HB3	49:B:203:PHE:O	2.10	0.51
6:CF:205:PRO:HB3	6:CF:247:PHE:CD2	2.45	0.51

Continued on next page...

Continued from previous page...

Atom-1	Atom-2	Interatomic distance (Å)	Clash overlap (Å)
1:AR:82:C:O3'	16:CP:204:LYS:NZ	2.42	0.51
30:DC:73:LEU:HB2	30:DC:109:TYR:CD1	2.45	0.51
1:AR:634:C:O2'	34:DG:47:ARG:HD2	2.10	0.51
35:DH:49:ILE:HG12	35:DH:100:ILE:HG13	1.91	0.51
36:DI:20:ILE:HD11	36:DI:34:HIS:CD2	2.45	0.51
37:DJ:95:PHE:O	37:DJ:99:GLN:HG2	2.10	0.51
84:AR:3509:OHX:N3	44:DQ:48:SER:O	2.44	0.51
58:K:109:LEU:CB	58:K:146:PHE:HB3	2.41	0.51
1:1:1339:C:H2'	1:1:1340:G:O4'	2.10	0.51
1:1:2808:A:H61	1:1:2954:U:H5'	1.76	0.51
1:1:371:G:O6	84:1:3610:OHX:N1	2.44	0.51
23:5:50:LEU:HB3	23:5:54:VAL:HG23	1.91	0.51
25:6:255:U:H2'	25:6:256:A:H8	1.75	0.51
25:A:115:G:OP1	60:M:67:ARG:NH1	2.42	0.51
25:A:1238:A:OP2	84:A:1925:OHX:N2	2.42	0.51
31:AC:47:LEU:HA	31:AC:50:THR:HG22	1.91	0.51
33:AE:44:MET:HB2	33:AE:46:THR:HG22	1.93	0.51
1:AR:2373:A:N7	1:AR:2867:C:H1'	2.26	0.51
1:AR:947:G:H5''	34:DG:55:ILE:HB	1.92	0.51
49:B:157:ASP:OD2	70:W:65:SER:OG	2.28	0.51
1:AR:3009:G:N2	5:CE:15:GLY:O	2.37	0.51
20:CT:21:LYS:HE3	20:CT:55:VAL:HA	1.92	0.51
30:DC:75:LEU:HB3	30:DC:118:ILE:HG23	1.91	0.51
37:DJ:119:LYS:HE2	37:DJ:119:LYS:HA	1.92	0.51
38:DK:57:LEU:O	38:DK:61:ILE:HG13	2.10	0.51
55:H:52:ILE:HG23	55:H:109:LEU:HD21	1.93	0.51
60:M:93:TYR:CE2	60:M:95:PRO:HA	2.45	0.51
68:U:65:ILE:HG23	68:U:71:VAL:HG13	1.92	0.51
69:V:33:GLN:N	69:V:33:GLN:OE1	2.40	0.51
72:Y:14:LYS:O	72:Y:18:HIS:HB2	2.11	0.51
1:1:1163:A:H2'	1:1:1164:G:C8	2.45	0.51
1:1:1472:U:H2'	1:1:1473:G:H8	1.75	0.51
1:1:2801:A:O2'	1:1:2802:A:H2'	2.09	0.51
1:1:3136:G:OP2	84:1:3637:OHX:N6	2.43	0.51
25:6:1160:A:H2'	25:6:1161:C:H6	1.76	0.51
25:6:149:C:H2'	25:6:150:U:H6	1.75	0.51
25:6:761:G:O6	84:6:1939:OHX:N1	2.43	0.51
25:A:844:A:H2'	25:A:845:G:C8	2.43	0.51
1:AR:158:G:N2	1:AR:264:G:H1'	2.26	0.51
1:AR:1752:A:OP2	84:AR:3582:OHX:N6	2.42	0.51
1:AR:90:C:OP1	30:DC:59:ARG:NH1	2.43	0.51

Continued on next page...

Continued from previous page...

Atom-1	Atom-2	Interatomic distance (Å)	Clash overlap (Å)
50:C:58:SER:O	50:C:62:LYS:NZ	2.30	0.51
6:CF:327:LEU:HA	9:CI:166:ASN:ND2	2.26	0.51
7:CG:295:GLY:HA2	12:CL:218:ALA:HB2	1.92	0.51
10:CJ:78:PHE:C	10:CJ:80:TYR:H	2.12	0.51
11:CK:49:ASN:HD21	11:CK:51:GLN:HB2	1.76	0.51
15:CO:113:THR:HG23	15:CO:116:GLU:H	1.75	0.51
51:D:225:LEU:HD22	51:D:230:TRP:CD1	2.45	0.51
25:A:1424:A:C1'	51:D:92:ALA:HB1	2.39	0.51
29:DB:70:PRO:HG3	29:DB:115:LYS:HB2	1.92	0.51
1:1:2993:G:H2'	1:1:3142:A:N6	2.25	0.51
1:1:3343:G:H2'	1:1:3361:G:N2	2.25	0.51
36:AH:41:ARG:O	36:AH:43:LYS:NZ	2.35	0.51
1:AR:201:A:H2'	1:AR:202:G:C8	2.45	0.51
1:AR:2952:G:H2'	1:AR:2953:U:C6	2.46	0.51
1:AR:495:G:H2'	1:AR:496:C:O4'	2.09	0.51
1:AR:72:C:C2	1:AR:74:G:H1'	2.46	0.51
49:B:113:ARG:HH12	66:S:14:LYS:HZ1	1.59	0.51
50:C:149:GLN:HE22	50:C:154:SER:HB2	1.76	0.51
4:CD:52:SER:HB3	4:CD:191:LEU:HD22	1.93	0.51
5:CE:166:ILE:O	5:CE:169:THR:HG22	2.10	0.51
12:CL:42:THR:HG23	12:CL:45:GLU:HB2	1.92	0.51
31:DD:23:LYS:HD2	31:DD:24:PRO:HD2	1.93	0.51
25:A:1274:C:C5	56:I:96:ARG:HG2	109.96	0.51
61:N:87:PRO:HA	61:N:140:PHE:CE2	2.45	0.51
62:O:138:ASN:N	62:O:138:ASN:OD1	2.43	0.51
62:O:86:GLU:HA	62:O:89:TYR:HB3	1.92	0.51
63:P:29:HIS:HB3	63:P:41:ARG:HG3	1.92	0.51
72:Y:63:GLN:HA	72:Y:65:ASN:H	1.74	0.51
21:O:59:VAL:HG13	22:2:141:VAL:HG11	1.93	0.51
1:1:1440:G:H2'	1:1:1441:G:H8	1.75	0.51
1:1:2442:G:H2'	1:1:2443:A:H5"	1.92	0.51
1:1:2619:G:N7	84:1:3461:OHX:N3	2.58	0.51
1:1:2259:A:OP2	84:1:3471:OHX:N2	2.44	0.51
25:6:1263:G:H2'	25:6:1264:G:O4'	2.09	0.51
25:6:1515:A:O2'	25:6:1518:C:N4	2.44	0.51
25:6:878:G:N7	84:6:1969:OHX:N1	2.58	0.51
25:6:1158:C:OP2	84:6:1999:OHX:N1	2.44	0.51
25:6:206:A:H1'	25:6:262:U:C2	2.45	0.51
25:6:518:A:O2'	25:6:519:C:H5"	2.11	0.51
25:A:1479:A:OP1	68:U:57:ARG:NH1	2.44	0.51
25:A:1650:U:H2'	25:A:1651:A:C8	2.46	0.51

Continued on next page...

Continued from previous page...

Atom-1	Atom-2	Interatomic distance (Å)	Clash overlap (Å)
25:A:67:A:N6	25:A:83:G:O2'	2.44	0.51
29:AA:46:ILE:HD11	29:AA:49:TYR:HA	1.92	0.51
1:AR:1313:G:N3	1:AR:1318:A:H2	2.08	0.51
1:AR:2724:U:H4'	22:CV:54:HIS:CD2	2.45	0.51
1:AR:696:C:HO2'	1:AR:697:A:H8	1.57	0.51
3:AT:84:C:O3'	28:DA:113:LYS:HE2	2.10	0.51
7:CG:163:LEU:HD12	7:CG:180:PHE:CZ	2.46	0.51
1:1:1767:C:H2'	1:1:1768:U:C6	2.46	0.51
1:1:2376:G:H2'	1:1:2377:G:C8	2.46	0.51
1:1:3060:C:OP1	84:1:3577:OHX:N4	2.44	0.51
1:1:550:A:N6	1:1:551:A:H62	2.09	0.51
1:1:85:A:O2'	84:1:3674:OHX:N6	2.43	0.51
1:1:900:G:H1'	1:1:1589:A:H62	1.74	0.51
25:6:1081:A:O2'	25:6:1082:C:O5'	2.24	0.51
28:9:112:ASP:HB2	28:9:115:ARG:H	1.76	0.51
25:A:1014:G:OP1	84:A:1902:OHX:N5	2.44	0.51
25:A:423:G:N7	84:A:1985:OHX:N3	2.59	0.51
25:A:711:U:H1'	25:A:712:G:C8	2.46	0.51
25:A:740:A:H2'	25:A:741:C:H5''	1.93	0.51
25:A:926:A:OP1	25:A:1016:C:O2'	2.23	0.51
1:1:1114:U:H5''	30:AB:22:ILE:HG13	1.93	0.51
37:AI:78:LYS:HG2	37:AI:81:ARG:HH11	1.75	0.51
1:AR:1307:G:H1'	1:AR:1308:A:C8	2.45	0.51
1:AR:1783:U:H2'	1:AR:1784:G:C8	2.46	0.51
1:AR:1916:U:O3'	20:CT:85:ARG:NH2	2.43	0.51
1:AR:216:G:OP1	28:DA:16:ARG:NH1	2.44	0.51
1:AR:2268:U:H3'	1:AR:2269:U:C5'	2.39	0.51
1:AR:2278:C:H2'	1:AR:2279:A:H5''	1.92	0.51
1:AR:773:G:O6	84:AR:3439:OHX:N5	2.44	0.51
50:C:70:LEU:O	50:C:74:GLN:N	2.28	0.51
12:CL:60:LEU:HD11	12:CL:135:ILE:HD13	1.93	0.51
28:DA:100:HIS:CD2	28:DA:101:PRO:HD2	2.45	0.51
52:E:176:LEU:HD12	52:E:176:LEU:H	1.75	0.51
54:G:99:MET:O	54:G:103:ASN:HB2	2.10	0.51
57:J:106:ALA:HB2	57:J:165:LEU:HG	1.93	0.51
66:S:10:LYS:HG2	66:S:53:TYR:CE2	2.46	0.51
71:X:27:ILE:HD11	71:X:61:ILE:HD12	1.92	0.51
21:O:1:MET:HE2	21:O:4:PHE:CE1	2.45	0.51
1:1:1110:U:H2'	1:1:1111:U:C6	2.46	0.51
1:1:2122:G:H2'	1:1:2123:G:H8	1.76	0.51
1:1:86:G:O2'	1:1:98:G:O6	2.25	0.51

Continued on next page...

Continued from previous page...

Atom-1	Atom-2	Interatomic distance (Å)	Clash overlap (Å)
25:6:1413:U:O2'	84:6:1942:OHX:N6	2.44	0.51
25:6:1765:A:OP2	84:6:1982:OHX:N1	2.44	0.51
1:AR:2689:A:C8	1:AR:2702:A:C6	2.99	0.51
1:AR:2818:U:H5'	1:AR:2818:U:C6	2.36	0.51
1:AR:3011:A:N1	1:AR:3043:C:O2'	2.38	0.51
1:AR:55:G:OP1	39:DL:43:LYS:NZ	2.30	0.51
2:AS:19:C:H2'	2:AS:20:A:C8	2.46	0.51
6:CF:125:ALA:O	6:CF:129:THR:HG23	2.11	0.51
16:CP:133:ILE:O	16:CP:133:ILE:HG13	2.10	0.51
1:AR:779:G:OP1	19:CS:185:LYS:NZ	2.43	0.51
22:CV:39:ILE:CD1	22:CV:102:ARG:HD3	2.41	0.51
51:D:227:PRO:HA	51:D:230:TRP:CE2	2.46	0.51
33:DF:19:ARG:HD3	33:DF:35:GLU:CG	2.41	0.51
56:I:50:ASP:N	56:I:50:ASP:OD1	2.42	0.51
57:J:12:SER:HB3	57:J:18:ARG:NH1	2.25	0.51
25:A:526:A:P	73:Z:93:ARG:HH21	2.34	0.51
1:1:2273:G:N2	1:1:2311:G:H2'	2.24	0.51
1:1:3364:C:OP1	84:1:3466:OHX:N2	2.44	0.51
1:1:654:C:H2'	1:1:655:C:C6	2.46	0.51
1:1:848:A:C5	1:1:849:C:H1'	2.45	0.51
22:2:104:GLU:HG3	22:2:105:PHE:N	2.26	0.51
25:6:1015:U:OP1	84:6:1910:OHX:N3	2.43	0.51
25:A:1521:G:O6	68:U:68:ARG:NH1	2.44	0.51
25:A:872:G:H2'	25:A:873:U:O4'	2.11	0.51
33:AE:13:THR:HG23	33:AE:72:ARG:HH11	1.75	0.51
1:AR:3181:C:H2'	1:AR:3182:G:C8	2.46	0.51
2:AS:3:U:H2'	2:AS:4:U:H6	1.76	0.51
3:AT:137:C:OP2	84:AT:219:OHX:N4	2.44	0.51
6:CF:181:VAL:HA	6:CF:184:SER:OG	2.11	0.51
1:AR:1169:A:H4'	9:CI:219:LYS:HD3	1.93	0.51
11:CK:16:VAL:HG12	11:CK:29:GLY:HA2	1.92	0.51
13:CM:133:ARG:NH1	13:CM:152:HIS:O	2.44	0.51
18:CR:174:GLY:O	18:CR:178:ALA:HB3	2.11	0.51
1:AR:781:G:OP1	19:CS:151:ARG:HD2	2.10	0.51
28:DA:106:ILE:HG21	28:DA:109:LEU:HD23	1.93	0.51
36:DI:99:LYS:O	36:DI:103:LYS:HG2	2.11	0.51
52:E:142:LEU:HD11	52:E:182:LEU:HD21	1.92	0.51
52:E:32:GLU:OE1	52:E:32:GLU:N	2.43	0.51
56:I:163:ASP:O	56:I:166:LEU:HB2	2.11	0.51
58:K:107:ARG:HH21	58:K:150:LEU:H	1.58	0.51
61:N:33:ARG:O	61:N:36:LEU:HB2	2.11	0.51

Continued on next page...

Continued from previous page...

Atom-1	Atom-2	Interatomic distance (Å)	Clash overlap (Å)
52:E:11:LEU:HD12	69:V:86:ILE:HG12	1.92	0.51
1:1:1330:A:OP2	35:AG:19:SER:OG	2.29	0.51
1:1:2775:U:H2'	1:1:2776:C:C6	2.46	0.51
1:1:3157:U:H4'	1:1:3158:G:H5'	1.92	0.51
25:6:1275:A:H8	25:6:1275:A:OP2	1.94	0.51
25:6:1188:G:O2'	25:6:1430:U:OP1	2.26	0.51
25:A:237:C:O2'	25:A:240:U:O4	2.29	0.51
38:AJ:66:GLU:OE1	38:AJ:70:ARG:NH2	2.43	0.51
42:AN:98:LYS:HD3	42:AN:118:THR:HG21	1.91	0.51
1:AR:2294:U:O2	1:AR:2296:A:C8	2.64	0.51
1:AR:3171:U:H3	1:AR:3279:A:H61	1.59	0.51
1:AR:2821:C:O4'	86:AR:4239:7MB:C10	2.59	0.51
6:CF:300:ARG:O	19:CS:39:ARG:NH1	2.44	0.51
18:CR:88:VAL:O	18:CR:92:GLN:HG2	2.10	0.51
32:DE:40:LYS:HB3	32:DE:101:LEU:HD11	1.93	0.51
52:E:164:VAL:O	52:E:168:ILE:HG13	2.10	0.51
52:E:29:LEU:HB2	52:E:34:TYR:HB2	1.91	0.51
53:F:143:ASP:OD1	53:F:143:ASP:N	2.43	0.51
25:A:197:A:H61	57:J:138:ASN:ND2	2.09	0.51
67:T:86:LEU:HD12	67:T:99:HIS:HB2	1.92	0.51
1:1:1054:A:H5''	1:1:2637:A:N6	2.26	0.50
1:1:1940:G:N2	1:1:3362:A:H8	2.08	0.50
1:1:2775:U:H2'	1:1:2776:C:H6	1.76	0.50
1:1:2987:A:H2'	1:1:2988:C:O4'	2.11	0.50
25:6:1244:A:H3'	25:6:1244:A:N3	2.25	0.50
25:6:473:A:H5'	25:6:769:A:H1'	1.92	0.50
27:8:105:VAL:HG11	27:8:126:LEU:HD22	1.93	0.50
25:A:1449:U:H2'	25:A:1450:U:C6	2.46	0.50
25:A:513:U:H2'	25:A:514:G:C8	2.46	0.50
30:AB:47:LYS:HE2	30:AB:48:TYR:CZ	2.46	0.50
44:AP:38:GLN:HE21	44:AP:38:GLN:HA	1.76	0.50
1:AR:1019:G:H1	1:AR:1033:U:H3	1.58	0.50
1:AR:2652:U:C5	1:AR:2653:C:C4	2.99	0.50
1:AR:284:A:H4'	1:AR:285:A:C2	2.46	0.50
1:AR:2429:G:OP2	84:AR:3548:OHX:N5	2.45	0.50
84:AR:3578:OHX:N2	20:CT:14:VAL:O	2.44	0.50
1:AR:872:U:H2'	1:AR:873:C:C6	2.46	0.50
6:CF:44:LYS:O	6:CF:47:ARG:HB2	2.11	0.50
10:CJ:65:LEU:HD13	10:CJ:69:LEU:HD13	1.93	0.50
12:CL:161:GLY:O	12:CL:163:GLN:NE2	2.44	0.50
13:CM:168:ASP:OD2	84:CM:201:OHX:N3	2.43	0.50

Continued on next page...

Continued from previous page...

Atom-1	Atom-2	Interatomic distance (Å)	Clash overlap (Å)
17:CQ:58:LEU:HA	17:CQ:72:HIS:CD2	2.46	0.50
20:CT:105:LEU:HD12	20:CT:135:LYS:HG3	1.93	0.50
34:DG:9:ILE:HG23	34:DG:63:THR:HB	1.93	0.50
36:DI:8:ARG:NH2	36:DI:31:ARG:HH11	2.09	0.50
64:Q:64:LYS:HA	64:Q:73:PRO:HB3	1.93	0.50
69:V:48:HIS:NE2	69:V:50:LEU:HD11	2.27	0.50
70:W:71:ARG:HB2	70:W:83:TRP:CE2	2.46	0.50
21:O:5:LYS:HD3	21:O:63:GLN:NE2	2.27	0.50
1:1:194:U:H2'	1:1:195:U:H6	1.76	0.50
1:1:2232:A:OP2	84:1:3582:OHX:N3	2.44	0.50
1:1:2374:C:O5'	84:1:3408:OHX:N3	2.43	0.50
1:1:2534:G:O6	84:1:3535:OHX:N6	2.44	0.50
1:1:358:G:N2	1:1:361:A:OP2	2.42	0.50
3:4:87:G:OP2	37:AI:5:LYS:NZ	2.44	0.50
25:A:93:A:H4'	25:A:94:U:OP2	2.11	0.50
35:AG:26:ASN:O	35:AG:84:THR:HG22	2.11	0.50
1:AR:1536:G:O6	84:AR:3423:OHX:N6	2.44	0.50
1:AR:3160:U:H2'	1:AR:3161:C:C6	2.47	0.50
1:AR:286:U:OP2	84:AR:3481:OHX:N2	2.44	0.50
1:AR:508:U:O4	84:AR:3715:OHX:N1	2.44	0.50
3:AT:97:A:OP1	37:DJ:63:ARG:NH2	2.40	0.50
5:CE:84:VAL:HG22	5:CE:162:VAL:HB	1.93	0.50
84:AR:3504:OHX:N2	9:CI:217:PRO:HA	2.26	0.50
10:CJ:148:ALA:HA	10:CJ:201:THR:HG22	1.93	0.50
12:CL:208:ASN:HA	12:CL:211:ARG:HD2	1.92	0.50
14:CN:165:SER:O	14:CN:167:PHE:N	2.45	0.50
15:CO:26:GLY:O	15:CO:29:ALA:HB2	2.11	0.50
21:CU:93:GLU:OE1	21:CU:135:VAL:HG12	2.12	0.50
23:CW:94:ARG:HH21	23:CW:96:VAL:HG22	1.75	0.50
32:DE:16:LEU:O	32:DE:20:SER:OG	2.24	0.50
37:DJ:67:ARG:HG3	37:DJ:80:LEU:HD13	1.93	0.50
55:H:155:ASP:N	55:H:155:ASP:OD1	2.43	0.50
60:M:8:GLN:OE1	60:M:14:GLN:N	2.43	0.50
1:1:2609:A:H2'	1:1:2610:G:H8	1.77	0.50
1:1:2726:C:O2'	1:1:2727:A:H2'	2.11	0.50
1:1:202:G:O6	84:1:3482:OHX:N1	2.44	0.50
1:1:83:U:H2'	1:1:84:U:O4'	2.11	0.50
25:6:1590:G:H2'	25:6:1591:C:H6	1.76	0.50
25:6:1466:G:O2'	25:6:1602:C:OP1	2.26	0.50
25:A:1601:G:OP1	68:U:86:ARG:NH2	2.44	0.50
25:A:142:G:H1	25:A:173:A:H2	1.59	0.50

Continued on next page...

Continued from previous page...

Atom-1	Atom-2	Interatomic distance (Å)	Clash overlap (Å)
25:A:782:U:H4'	25:A:783:G:OP2	2.10	0.50
33:AE:46:THR:HG21	33:AE:91:SER:OG	2.11	0.50
1:AR:2442:G:N1	1:AR:2443:A:N7	2.59	0.50
1:AR:3113:A:OP1	11:CK:73:SER:OG	2.21	0.50
84:AR:3443:OHX:N5	84:AR:3731:OHX:N6	2.59	0.50
12:CL:74:LYS:O	12:CL:78:THR:HG23	2.11	0.50
53:F:11:ARG:C	53:F:13:ALA:H	2.15	0.50
58:K:74:ASN:HA	58:K:77:ILE:HD12	1.93	0.50
66:S:26:LEU:HD13	66:S:59:LYS:HG3	1.93	0.50
1:1:1667:A:H2'	1:1:1668:G:C8	2.46	0.50
1:1:1816:A:O2'	1:1:1817:G:OP1	2.22	0.50
25:6:29:U:H2'	25:6:30:G:C8	2.46	0.50
25:6:592:A:O2'	25:6:596:C:OP1	2.30	0.50
25:A:432:G:H2'	25:A:433:C:O4'	2.11	0.50
1:AR:1456:A:N1	1:AR:1476:G:O2'	2.37	0.50
1:AR:2263:C:O2'	1:AR:2264:U:P	2.69	0.50
1:AR:2749:G:O2'	7:CG:35:ARG:HG2	2.11	0.50
1:AR:994:G:OP2	84:CV:201:OHX:N2	2.43	0.50
5:CE:139:GLN:OE1	5:CE:142:ALA:N	2.44	0.50
5:CE:233:TRP:CD1	5:CE:265:ALA:HB1	2.46	0.50
14:CN:57:VAL:HG22	14:CN:147:ILE:HD13	1.94	0.50
15:CO:36:VAL:HG11	15:CO:55:ARG:NH2	2.26	0.50
21:CU:79:VAL:HG21	21:CU:106:LEU:HD11	1.93	0.50
34:DG:22:SER:HA	34:DG:28:VAL:HB	1.94	0.50
55:H:154:ARG:HD2	55:H:178:LEU:HD21	1.93	0.50
72:Y:131:SER:OG	72:Y:131:SER:O	2.29	0.50
1:1:2192:C:O2'	1:1:2312:A:N1	2.34	0.50
1:1:2359:C:H2'	1:1:2360:C:C6	2.47	0.50
1:1:289:A:H2'	1:1:290:G:H8	1.76	0.50
1:1:3016:A:H2'	1:1:3017:A:C8	2.47	0.50
22:2:17:ARG:O	22:2:18:ASP:HB2	2.12	0.50
25:6:83:G:N7	84:6:1953:OHX:N1	2.60	0.50
25:6:871:G:H2'	25:6:872:G:C8	2.47	0.50
25:A:872:G:O6	84:A:2004:OHX:N3	2.44	0.50
25:A:470:A:OP2	84:A:1954:OHX:N2	2.45	0.50
25:A:927:C:H1'	63:P:125:SER:HB2	1.94	0.50
1:AR:1027:A:C6	1:AR:1029:G:H1'	2.47	0.50
1:AR:1284:C:O2'	1:AR:1285:G:H5'	2.12	0.50
1:AR:2700:G:O2'	1:AR:2705:A:N1	2.34	0.50
1:AR:3363:U:H2'	1:AR:3364:C:H6	1.76	0.50
1:AR:1735:G:O6	84:AR:3469:OHX:N1	2.44	0.50

Continued on next page...

Continued from previous page...

Atom-1	Atom-2	Interatomic distance (Å)	Clash overlap (Å)
1:AR:614:C:H2'	1:AR:615:U:C6	2.47	0.50
1:AR:634:C:H5'	35:DH:21:ARG:O	2.12	0.50
7:CG:107:ARG:HH22	7:CG:120:LYS:HA	1.76	0.50
18:CR:25:SER:HB3	18:CR:28:ASN:HB2	1.93	0.50
19:CS:133:LYS:HB2	19:CS:135:GLN:NE2	2.26	0.50
19:CS:65:SER:HA	19:CS:93:ILE:HD13	1.92	0.50
12:CL:169:LYS:HZ1	22:CV:159:PHE:H	1.59	0.50
27:CZ:105:VAL:HG13	27:CZ:130:TYR:CG	2.47	0.50
25:A:73:U:O4	55:H:169:TYR:OH	2.28	0.50
1:1:1499:C:H2'	1:1:1500:G:H8	1.75	0.50
1:1:1934:G:N7	84:1:3422:OHX:N2	2.59	0.50
1:1:855:U:H2'	1:1:856:G:O4'	2.11	0.50
25:6:217:A:C8	25:6:218:A:C8	3.00	0.50
1:1:335:G:H5''	28:9:9:SER:HB2	1.94	0.50
25:A:1183:A:C6	25:A:1184:A:N1	2.79	0.50
25:A:1404:C:H2'	25:A:1405:G:C8	2.47	0.50
25:A:1600:A:O2'	25:A:1602:C:N4	2.45	0.50
25:A:751:G:H2'	25:A:752:A:H8	1.77	0.50
1:AR:1306:G:C6	17:CQ:62:THR:HA	2.47	0.50
1:AR:1352:A:H4'	1:AR:1353:U:OP1	2.11	0.50
1:AR:1806:A:H2'	1:AR:1807:G:O4'	2.12	0.50
1:AR:1696:A:OP2	84:AR:3684:OHX:N6	2.45	0.50
6:CF:36:HIS:O	6:CF:40:THR:HG23	2.12	0.50
9:CI:141:TYR:CE2	9:CI:145:ARG:HD2	2.47	0.50
14:CN:14:PHE:HB3	14:CN:18:TRP:CD1	2.46	0.50
20:CT:159:ALA:HA	20:CT:162:ARG:NH2	2.27	0.50
1:AR:3040:A:H5''	24:CX:12:ARG:HB2	1.92	0.50
53:F:180:LEU:O	53:F:228:ILE:N	2.43	0.50
25:A:806:A:H61	56:I:104:ARG:HH22	1.58	0.50
57:J:103:GLN:HB3	57:J:164:ARG:HG2	1.94	0.50
56:I:139:ARG:HD3	71:X:53:ILE:HA	1.94	0.50
1:1:1176:C:H2'	1:1:1177:G:N2	2.27	0.50
1:1:1675:G:H2'	1:1:1676:A:H8	1.77	0.50
1:1:213:A:H2'	1:1:214:G:O4'	2.12	0.50
1:1:3164:C:O2'	1:1:3165:A:H8	1.95	0.50
22:2:104:GLU:OE1	22:2:130:ARG:NH1	2.45	0.50
25:6:1357:A:H2'	25:6:1358:G:H8	1.76	0.50
25:6:39:A:C4	25:6:467:G:N2	2.79	0.50
25:6:477:A:H2'	25:6:478:A:H8	1.76	0.50
25:6:729:G:O2'	25:6:730:G:O5'	2.28	0.50
28:9:87:LYS:HG3	28:9:97:ILE:HG12	1.94	0.50

Continued on next page...

Continued from previous page...

Atom-1	Atom-2	Interatomic distance (Å)	Clash overlap (Å)
25:A:214:G:N7	84:A:1993:OHX:N5	2.59	0.50
25:A:118:U:OP1	84:A:2012:OHX:N3	2.44	0.50
1:1:39:A:H5'	30:AB:35:ALA:HB2	1.94	0.50
33:AE:13:THR:HG23	33:AE:72:ARG:NH1	2.27	0.50
1:AR:1064:A:N6	1:AR:1096:U:H3	2.09	0.50
1:AR:3255:U:H2'	1:AR:3256:G:C8	2.47	0.50
1:AR:614:C:H2'	1:AR:615:U:H6	1.76	0.50
5:CE:296:THR:HG22	5:CE:298:PHE:N	2.23	0.50
19:CS:83:VAL:O	19:CS:103:ALA:HA	2.11	0.50
23:CW:49:ASN:ND2	23:CW:49:ASN:O	2.38	0.50
51:D:99:LYS:HG3	51:D:117:THR:HG22	1.93	0.50
65:R:34:SER:HB3	65:R:38:LEU:HD12	1.94	0.50
1:1:2557:A:H5'	29:AA:135:ARG:HH11	1.76	0.50
1:1:259:C:H2'	1:1:260:C:C6	2.47	0.50
1:1:285:A:O2'	44:AP:45:ARG:NH2	2.45	0.50
3:4:10:A:H2'	3:4:11:C:C6	2.47	0.50
25:6:1036:A:H2'	25:6:1037:C:C6	2.47	0.50
25:6:1776:A:H2'	25:6:1777:G:C8	2.47	0.50
25:6:496:G:O6	25:6:497:G:N2	2.44	0.50
25:6:73:U:H2'	25:6:74:U:C6	2.47	0.50
25:A:1084:A:H2'	25:A:1085:G:C8	2.47	0.50
25:A:131:C:OP1	84:A:1951:OHX:N4	2.45	0.50
25:A:365:G:N7	84:A:1983:OHX:N2	2.59	0.50
25:A:591:A:H2'	25:A:592:A:C8	2.47	0.50
25:A:66:U:H5'	55:H:172:ALA:O	2.11	0.50
34:AF:111:ARG:NH2	34:AF:115:LEU:HD21	2.27	0.50
38:AJ:58:ILE:HG22	38:AJ:90:MET:HG3	1.94	0.50
1:AR:1049:C:H2'	1:AR:1050:U:H6	1.77	0.50
1:AR:2357:A:OP1	84:AR:3512:OHX:N4	2.45	0.50
1:AR:501:A:H2'	1:AR:502:U:H6	1.77	0.50
4:CD:243:THR:OG1	4:CD:244:GLY:N	2.45	0.50
1:AR:3330:A:H4'	5:CE:366:GLY:HA3	1.94	0.50
11:CK:126:VAL:HG21	11:CK:161:LEU:HA	1.93	0.50
29:DB:10:VAL:O	29:DB:83:THR:HG22	2.12	0.50
37:DJ:94:LYS:HA	37:DJ:97:ALA:HB3	1.94	0.50
38:DK:53:TYR:O	38:DK:57:LEU:HG	2.12	0.50
38:DK:91:ASN:HA	38:DK:94:ILE:HD12	1.93	0.50
52:E:27:ARG:HD2	59:L:60:SER:HB2	1.93	0.50
67:T:84:TRP:HA	67:T:89:GLN:HE22	1.77	0.50
1:1:1204:A:H2	1:1:2834:G:N3	2.09	0.50
1:1:2215:A:H2'	1:1:2216:G:O4'	2.11	0.50

Continued on next page...

Continued from previous page...

Atom-1	Atom-2	Interatomic distance (Å)	Clash overlap (Å)
1:1:290:G:H2'	1:1:291:C:C6	2.47	0.50
23:5:41:ILE:HG12	23:5:79:LEU:HD13	1.92	0.50
25:6:846:G:H2'	25:6:847:A:H8	1.76	0.50
1:AR:2612:U:H2'	1:AR:2613:U:O4'	2.12	0.50
2:AS:79:A:OP2	84:AS:209:OHX:N3	2.45	0.50
10:CJ:63:LYS:O	10:CJ:67:ILE:HG13	2.11	0.50
12:CL:174:THR:HG23	12:CL:176:LEU:N	2.19	0.50
14:CN:79:GLU:OE2	14:CN:103:ASN:ND2	2.44	0.50
30:DC:74:ASN:CB	30:DC:115:LYS:HB2	2.42	0.50
31:DD:25:LYS:HG3	31:DD:27:TYR:CE2	2.47	0.50
54:G:144:GLU:HA	54:G:161:ASP:HA	1.94	0.50
55:H:27:PHE:CE2	55:H:36:VAL:HG21	2.47	0.50
62:O:103:GLU:HA	62:O:106:ARG:NH2	2.26	0.50
68:U:108:LEU:O	68:U:112:GLY:N	2.45	0.50
71:X:83:ILE:HD13	71:X:122:SER:HB2	1.94	0.50
1:1:317:A:C2	1:1:318:A:C4	3.00	0.49
1:1:938:C:O2	1:1:2813:A:O2'	2.24	0.49
3:4:83:C:H1'	3:4:85:G:N2	2.28	0.49
25:6:1060:U:H4'	25:6:1061:A:H5''	1.94	0.49
25:6:1484:G:N2	25:6:1606:C:O2	2.42	0.49
25:A:522:U:H5''	73:Z:37:LYS:HG3	1.93	0.49
25:A:837:G:H2'	25:A:838:G:H8	1.76	0.49
25:A:928:U:H4'	63:P:124:ASP:OD1	2.12	0.49
44:AP:28:TYR:HB3	44:AP:69:VAL:HB	1.94	0.49
1:AR:1829:G:N7	84:AR:3550:OHX:N3	2.60	0.49
1:AR:209:A:H4'	1:AR:211:A:C8	2.46	0.49
1:AR:410:U:O4	84:AR:3604:OHX:N5	2.44	0.49
49:B:12:GLU:O	49:B:16:LEU:HG	2.12	0.49
50:C:137:ILE:HD12	50:C:172:LEU:HD22	1.94	0.49
5:CE:292:ALA:HB2	5:CE:302:LYS:HA	1.93	0.49
5:CE:35:ASP:HA	5:CE:184:ASN:OD1	2.12	0.49
6:CF:157:GLU:HG3	6:CF:251:THR:HG21	1.94	0.49
6:CF:38:VAL:O	6:CF:42:VAL:HG23	2.12	0.49
9:CI:99:PRO:HB3	9:CI:130:ILE:HG22	1.94	0.49
19:CS:133:LYS:N	19:CS:135:GLN:OE1	2.43	0.49
51:D:152:HIS:HB2	51:D:194:GLU:HB2	1.94	0.49
28:DA:71:SER:N	28:DA:81:GLN:O	2.43	0.49
53:F:95:THR:HG22	73:Z:16:PRO:HG2	1.94	0.49
55:H:84:TYR:HE1	55:H:93:LYS:HB2	1.77	0.49
25:A:767:U:H6	58:K:141:VAL:HA	1.76	0.49
65:R:16:ALA:HB2	65:R:72:GLY:HA3	1.94	0.49

Continued on next page...

Continued from previous page...

Atom-1	Atom-2	Interatomic distance (Å)	Clash overlap (Å)
67:T:15:LEU:H	67:T:15:LEU:HD23	1.76	0.49
1:1:1410:U:OP2	84:1:3491:OHX:N4	2.45	0.49
2:3:92:A:C5	2:3:93:C:H1'	2.47	0.49
25:6:1370:U:H4'	25:6:1371:A:H4'	1.93	0.49
25:6:1500:C:H2'	25:6:1501:C:C6	2.47	0.49
25:6:538:A:C4	25:6:543:C:H5	2.30	0.49
25:6:549:G:O2'	25:6:556:A:N1	2.41	0.49
25:A:1585:U:H4'	65:R:135:ARG:HG2	1.93	0.49
25:A:641:G:H1	25:A:693:U:H3	1.60	0.49
42:AN:82:LEU:HD13	64:Q:93:VAL:HG22	109.24	0.49
1:AR:1861:G:O6	84:AR:3556:OHX:N5	2.45	0.49
1:AR:2628:A:C2	1:AR:2629:U:H1'	2.46	0.49
5:CE:188:ILE:HA	5:CE:191:LYS:HD2	1.93	0.49
7:CG:297:GLN:OE1	84:CG:302:OHX:N1	2.45	0.49
17:CQ:3:VAL:HG22	17:CQ:4:GLU:HG3	1.93	0.49
22:CV:17:ARG:HB3	22:CV:22:HIS:CD2	2.47	0.49
35:DH:69:GLY:HA3	35:DH:85:PHE:HA	1.93	0.49
38:DK:72:VAL:O	38:DK:76:ARG:N	2.43	0.49
1:1:2378:C:H2'	1:1:2379:U:C6	2.47	0.49
1:1:2812:C:H2'	1:1:2813:A:H8	1.77	0.49
1:1:983:A:OP1	31:AC:23:LYS:HG2	2.13	0.49
25:6:1460:A:H2	25:6:1461:C:C2	2.30	0.49
25:6:36:C:H2'	25:6:37:U:H6	1.77	0.49
25:6:835:U:H2'	25:6:836:U:H6	1.77	0.49
25:6:919:A:H2'	25:6:920:U:H6	1.75	0.49
27:8:67:ILE:HD12	27:8:121:LYS:HG3	1.94	0.49
25:A:1119:G:O6	84:A:2026:OHX:N4	2.46	0.49
25:A:1344:A:H2'	25:A:1345:A:C8	2.47	0.49
25:A:1490:C:H4'	25:A:1491:U:OP1	2.12	0.49
25:A:328:A:H2'	25:A:329:G:C8	2.48	0.49
32:AD:34:LEU:HD23	32:AD:59:TYR:HB3	1.93	0.49
35:AG:35:VAL:HG13	35:AG:40:ASP:HB3	1.94	0.49
1:AR:2604:U:OP2	84:AR:3519:OHX:N4	2.45	0.49
3:AT:145:U:H2'	3:AT:146:U:C6	2.47	0.49
8:CH:54:TYR:HA	8:CH:65:ILE:HG22	1.93	0.49
11:CK:111:PHE:HD1	11:CK:127:PRO:HA	1.77	0.49
13:CM:115:LYS:HG2	13:CM:116:TYR:N	2.27	0.49
13:CM:34:SER:HA	13:CM:67:VAL:HG21	1.94	0.49
14:CN:56:PRO:HG3	14:CN:74:GLY:C	2.33	0.49
14:CN:91:ARG:NH2	14:CN:97:VAL:O	2.43	0.49
27:CZ:67:ILE:HD12	27:CZ:83:VAL:HG12	1.94	0.49

Continued on next page...

Continued from previous page...

Atom-1	Atom-2	Interatomic distance (Å)	Clash overlap (Å)
25:A:405:C:O2'	55:H:92:ARG:O	2.20	0.49
64:Q:128:HIS:O	64:Q:130:ARG:HG2	2.11	0.49
65:R:109:PHE:O	65:R:113:ASP:N	2.44	0.49
72:Y:112:LYS:O	72:Y:121:ARG:HG2	2.11	0.49
1:1:3333:G:N2	1:1:3369:G:O2'	2.45	0.49
2:3:112:G:H2'	2:3:113:C:C6	2.47	0.49
3:4:87:G:OP2	37:AI:7:TYR:OH	2.26	0.49
25:6:1140:G:OP2	84:6:1927:OHX:N5	2.45	0.49
25:6:839:U:H2'	25:6:840:U:C6	2.48	0.49
25:A:1649:G:H2'	25:A:1650:U:H6	1.78	0.49
25:A:647:G:N2	25:A:687:G:H22	2.10	0.49
25:A:978:A:H2'	25:A:979:A:O4'	2.13	0.49
38:AJ:33:ALA:O	38:AJ:34:SER:OG	2.28	0.49
45:AQ:8:VAL:HB	45:AQ:11:THR:HG22	1.93	0.49
1:AR:1464:G:O6	84:AR:3474:OHX:N3	2.45	0.49
2:AS:110:G:C6	2:AS:111:U:C4	3.01	0.49
49:B:110:TYR:HA	49:B:115:PHE:CE1	2.48	0.49
49:B:61:ALA:HA	49:B:64:ILE:HB	1.93	0.49
7:CG:65:ILE:HG22	7:CG:66:SER:O	2.12	0.49
16:CP:190:THR:O	16:CP:194:GLN:HG2	2.13	0.49
1:AR:1306:G:C5	17:CQ:62:THR:HA	2.47	0.49
19:CS:57:ILE:HD13	19:CS:147:ARG:CZ	2.43	0.49
51:D:225:LEU:HD22	51:D:230:TRP:HD1	1.78	0.49
57:J:48:THR:HG21	57:J:54:LYS:HB2	1.93	0.49
61:N:94:ALA:HB1	61:N:119:SER:H	1.78	0.49
72:Y:42:PRO:HB3	72:Y:83:VAL:HG21	1.94	0.49
1:1:1425:U:H2'	1:1:1426:C:H6	1.78	0.49
1:1:2744:U:OP1	84:1:3614:OHX:N1	2.45	0.49
1:1:1081:U:OP1	84:1:3504:OHX:N6	2.46	0.49
25:6:353:A:OP2	84:6:1906:OHX:N3	2.44	0.49
25:6:897:C:HO2'	25:6:898:A:H8	1.61	0.49
25:6:940:A:OP1	84:6:1961:OHX:N4	2.46	0.49
26:7:50:ALA:HA	26:7:55:PHE:CD2	2.47	0.49
25:A:1041:G:H2'	25:A:1042:G:C8	2.48	0.49
25:A:800:U:O4	84:A:1932:OHX:N5	2.45	0.49
33:AE:7:VAL:HG11	33:AE:79:ARG:NH1	2.28	0.49
1:1:634:C:O2'	34:AF:47:ARG:HD2	2.12	0.49
38:AJ:54:GLU:OE2	38:AJ:86:LYS:NZ	2.45	0.49
1:AR:1700:G:H2'	1:AR:1701:C:C6	2.48	0.49
1:AR:2393:G:OP2	5:CE:248:LYS:HE3	2.13	0.49
1:AR:2717:U:O3'	44:DQ:13:LYS:NZ	2.36	0.49

Continued on next page...

Continued from previous page...

Atom-1	Atom-2	Interatomic distance (Å)	Clash overlap (Å)
1:AR:430:U:H2'	1:AR:431:U:O4'	2.12	0.49
5:CE:46:PHE:CE2	5:CE:205:VAL:HG22	2.48	0.49
6:CF:158:SER:HA	6:CF:213:ASN:HB2	1.95	0.49
36:DI:20:ILE:HD13	36:DI:34:HIS:HA	1.94	0.49
39:DL:18:LEU:HA	39:DL:25:ARG:HA	1.95	0.49
54:G:64:VAL:O	54:G:65:ARG:HB2	2.13	0.49
57:J:36:THR:HG21	57:J:173:PRO:HB2	1.94	0.49
63:P:26:THR:HG21	63:P:97:GLY:HA3	1.94	0.49
21:O:137:ARG:HD2	21:O:137:ARG:N	2.25	0.49
1:1:118:U:O2	1:1:121:A:H5'	2.13	0.49
1:1:2514:U:OP2	1:1:2586:G:N2	2.44	0.49
1:1:2592:G:H4'	1:1:2594:C:C2	2.48	0.49
1:1:1134:G:O2'	1:1:2642:A:N3	2.35	0.49
1:1:3369:G:HO2'	1:1:3370:A:H8	1.60	0.49
25:6:1742:U:H2'	25:6:1743:U:H6	1.78	0.49
25:6:197:A:H2'	25:6:198:A:H8	1.77	0.49
25:6:452:A:H3'	25:6:453:U:C6	2.48	0.49
25:A:1247:U:OP2	84:A:2030:OHX:N6	2.46	0.49
25:A:1248:C:H2'	25:A:1249:U:H6	1.77	0.49
25:A:868:G:OP1	62:O:121:ARG:NH1	2.45	0.49
25:A:634:G:N2	25:A:965:U:OP2	2.34	0.49
1:AR:2828:G:O2'	12:CL:4:ARG:NH1	2.45	0.49
1:AR:3275:U:H3'	1:AR:3276:G:H5''	1.94	0.49
1:AR:887:G:H2'	1:AR:888:A:C8	2.48	0.49
7:CG:178:ASN:O	7:CG:179:ARG:HD3	2.12	0.49
19:CS:18:ALA:HA	19:CS:53:PHE:CE1	2.47	0.49
20:CT:153:LYS:O	20:CT:157:GLU:HB2	2.12	0.49
20:CT:21:LYS:HA	20:CT:53:LYS:HD2	1.95	0.49
30:DC:77:LYS:O	30:DC:79:TRP:N	2.43	0.49
53:F:11:ARG:HB2	53:F:26:CYS:O	2.12	0.49
55:H:58:LYS:HG2	55:H:105:ASP:O	2.12	0.49
58:K:6:ARG:HH11	58:K:6:ARG:HB2	1.78	0.49
73:Z:44:LEU:HA	73:Z:47:VAL:HG22	1.94	0.49
1:1:1051:U:H4'	22:2:19:PHE:CD2	2.47	0.49
1:1:2700:G:OP1	22:2:16:GLN:HG2	2.13	0.49
1:1:2862:U:H2'	1:1:2863:G:O4'	2.13	0.49
1:1:3095:U:H2'	1:1:3096:C:H6	1.77	0.49
1:1:66:A:N6	1:1:76:G:H1'	2.28	0.49
22:2:12:ARG:HD3	22:2:13:TYR:CE1	2.47	0.49
25:6:1381:U:O4	25:6:1382:A:N6	2.46	0.49
25:6:1500:C:H2'	25:6:1501:C:H6	1.78	0.49

Continued on next page...

Continued from previous page...

Atom-1	Atom-2	Interatomic distance (Å)	Clash overlap (Å)
25:6:1740:A:C6	25:6:1741:U:C4	3.00	0.49
25:A:1433:G:C2	25:A:1434:U:C2	3.01	0.49
25:A:1657:U:H4'	25:A:1658:G:O5'	2.13	0.49
30:AB:65:GLN:O	30:AB:66:ALA:HB3	2.12	0.49
1:AR:1212:A:OP1	11:CK:1:MET:HB3	2.12	0.49
1:AR:3357:U:H2'	1:AR:3358:U:C6	2.47	0.49
1:AR:400:G:H4'	1:AR:401:U:O5'	2.13	0.49
1:AR:507:U:H2'	1:AR:508:U:C6	2.47	0.49
1:AR:756:U:H2'	1:AR:757:C:C6	2.48	0.49
14:CN:69:VAL:H	14:CN:149:GLN:HE22	1.61	0.49
8:CH:154:LEU:HD11	15:CO:122:VAL:HG11	1.94	0.49
17:CQ:173:ALA:O	17:CQ:176:LYS:HB3	2.13	0.49
22:CV:79:MET:HG3	22:CV:79:MET:O	2.13	0.49
51:D:53:ILE:HG23	51:D:56:ILE:HD12	1.95	0.49
34:DG:111:ARG:NH2	34:DG:115:LEU:HD21	2.28	0.49
1:AR:2767:U:OP1	44:DQ:34:SER:HB3	2.13	0.49
55:H:55:GLY:O	55:H:63:MET:HG3	2.13	0.49
61:N:60:VAL:HG22	61:N:122:VAL:HG22	1.93	0.49
63:P:81:VAL:HG11	63:P:102:LEU:HD21	1.95	0.49
63:P:84:ARG:HG3	63:P:119:THR:HA	1.93	0.49
65:R:49:TYR:O	65:R:53:LEU:HG	2.13	0.49
68:U:113:ILE:O	68:U:124:ILE:HD12	2.13	0.49
69:V:23:ARG:HD2	69:V:90:TYR:CD1	2.48	0.49
1:1:1688:U:H2'	1:1:1689:U:C6	2.47	0.49
1:1:1794:G:O2'	1:1:1795:U:H5'	2.13	0.49
1:1:352:A:H61	1:1:365:A:H5''	1.78	0.49
1:1:936:A:OP1	30:AB:28:HIS:ND1	2.44	0.49
25:6:1413:U:H4'	25:6:1414:U:OP2	2.13	0.49
25:A:1022:C:OP2	84:A:1928:OHX:N6	2.46	0.49
25:A:1274:C:H4'	25:A:1275:A:O5'	2.13	0.49
25:A:1388:A:C5	25:A:1411:A:C6	3.00	0.49
1:AR:1355:A:H4'	1:AR:1356:U:O5'	2.12	0.49
1:AR:1426:C:H2'	1:AR:1427:U:H6	1.77	0.49
1:AR:1751:G:H5'	40:DM:26:LYS:HZ1	1.78	0.49
1:AR:1645:U:H3	1:AR:1810:A:H61	1.61	0.49
1:AR:1954:G:H2'	1:AR:1955:U:C6	2.47	0.49
1:AR:535:G:O6	84:AR:3586:OHX:N2	2.45	0.49
1:AR:818:C:N3	1:AR:920:A:H5'	2.28	0.49
1:AR:2163:C:O2'	4:CD:8:GLN:O	2.29	0.49
1:AR:1334:U:O2'	9:CI:151:ARG:NH2	2.45	0.49
12:CL:90:ARG:NH2	12:CL:134:ILE:HD12	2.27	0.49

Continued on next page...

Continued from previous page...

Atom-1	Atom-2	Interatomic distance (Å)	Clash overlap (Å)
16:CP:84:PRO:HA	16:CP:87:GLN:HG3	1.94	0.49
19:CS:40:THR:HG21	19:CS:45:ASN:ND2	2.28	0.49
20:CT:115:ILE:HG23	20:CT:119:LEU:HD23	1.95	0.49
29:DB:81:LEU:HD22	29:DB:82:PRO:HD2	1.94	0.49
55:H:25:ARG:HG3	55:H:28:PHE:CD2	2.48	0.49
56:I:30:SER:C	56:I:32:PRO:HD3	2.33	0.49
72:Y:90:ASP:O	72:Y:136:TRP:NE1	2.44	0.49
21:O:132:THR:OG1	21:O:133:ALA:N	2.45	0.49
1:1:172:G:N7	84:1:3530:OHX:N5	2.60	0.49
1:1:3259:U:H6	1:1:3259:U:H5'	1.77	0.49
1:1:3384:U:H2'	1:1:3385:U:C6	2.48	0.49
1:1:8:C:H2'	1:1:9:U:O4'	2.13	0.49
22:2:126:VAL:HG23	22:2:127:GLN:H	1.78	0.49
3:4:104:A:C8	3:4:105:A:C8	3.01	0.49
25:6:1711:C:H2'	25:6:1712:A:H5''	1.95	0.49
25:6:603:U:H2'	25:6:604:A:C8	2.48	0.49
25:6:699:U:H2'	25:6:700:C:C6	2.48	0.49
25:6:700:C:H2'	25:6:701:U:C6	2.48	0.49
25:A:1483:A:H2'	25:A:1484:G:C8	2.47	0.49
25:A:1610:G:OP1	54:G:72:HIS:NE2	2.38	0.49
25:A:1764:C:H5''	84:A:1970:OHX:N5	2.28	0.49
41:AM:23:LEU:HD22	41:AM:24:PRO:CD	2.42	0.49
1:AR:1493:G:OP2	1:AR:1493:G:N2	2.40	0.49
1:AR:343:U:OP2	84:AR:3425:OHX:N3	2.46	0.49
1:AR:345:G:O2'	3:AT:25:G:N3	2.44	0.49
1:AR:314:U:O4	84:AR:3690:OHX:N2	2.45	0.49
1:AR:823:C:H5'	4:CD:19:HIS:CD2	2.47	0.49
5:CE:41:VAL:CA	5:CE:185:GLY:HA3	2.36	0.49
12:CL:51:HIS:O	12:CL:166:ILE:N	2.36	0.49
2:AS:96:U:H4'	21:CU:119:ARG:HB2	1.95	0.49
22:CV:56:PHE:CZ	22:CV:78:LYS:HD3	2.48	0.49
29:DB:102:GLU:OE1	29:DB:103:GLN:N	2.33	0.49
35:DH:38:PRO:HG2	35:DH:39:GLN:NE2	2.28	0.49
57:J:37:LYS:H	57:J:59:ARG:H	1.61	0.49
58:K:28:LEU:O	58:K:32:GLY:N	2.43	0.49
64:Q:14:THR:HB	64:Q:22:LEU:HB2	1.93	0.49
73:Z:60:PHE:CD1	73:Z:71:GLY:HA3	2.48	0.49
1:1:679:U:H2'	1:1:680:G:C8	2.47	0.49
25:6:1427:A:O2'	25:6:1428:G:OP1	2.25	0.49
25:6:1620:C:H2'	25:6:1621:U:H6	1.78	0.49
25:A:108:A:H2'	25:A:109:G:C8	2.48	0.49

Continued on next page...

Continued from previous page...

Atom-1	Atom-2	Interatomic distance (Å)	Clash overlap (Å)
25:A:78:A:H1'	55:H:175:ILE:HG12	1.95	0.49
25:A:827:C:H2'	25:A:828:U:C6	2.47	0.49
32:AD:54:SER:HB3	36:AH:94:LEU:HD13	1.94	0.49
33:AE:19:ARG:HD3	33:AE:35:GLU:CG	2.42	0.49
1:AR:2534:G:N2	1:AR:2546:C:N3	2.61	0.49
1:AR:3057:U:H5'	1:AR:3086:A:H61	1.77	0.49
1:AR:3120:C:OP2	84:AR:3418:OHX:N3	2.45	0.49
1:AR:620:U:C2'	1:AR:621:A:H4'	2.37	0.49
2:AS:62:U:O4	2:AS:63:A:N6	2.45	0.49
50:C:173:THR:O	50:C:177:GLN:NE2	2.46	0.49
5:CE:339:ARG:HG2	5:CE:340:LYS:O	2.12	0.49
12:CL:76:MET:HE2	12:CL:148:VAL:HG13	1.95	0.49
13:CM:28:ASP:O	13:CM:32:ARG:N	2.45	0.49
22:CV:104:GLU:HG3	22:CV:105:PHE:N	2.28	0.49
37:AI:71:LYS:HD2	28:DA:125:LYS:HB3	1.95	0.49
29:DB:14:VAL:HG22	36:DI:86:LYS:HG2	1.94	0.49
53:F:182:TYR:HE1	53:F:190:GLY:HA2	1.77	0.49
61:N:52:LEU:HD13	61:N:85:LYS:NZ	2.27	0.49
64:Q:126:VAL:HG13	64:Q:127:ARG:H	1.78	0.49
66:S:46:LEU:O	66:S:50:ILE:HG13	2.13	0.49
67:T:94:ASP:OD2	67:T:98:TYR:OH	2.24	0.49
1:1:1440:G:H2'	1:1:1441:G:C8	2.47	0.48
1:1:2874:G:C6	1:1:2945:G:C8	3.00	0.48
1:1:909:G:O2'	84:1:3538:OHX:N1	2.46	0.48
25:6:1344:A:H2'	25:6:1345:A:C8	2.47	0.48
25:6:1477:G:H2'	25:6:1478:G:H8	1.77	0.48
27:8:86:VAL:O	27:8:120:LYS:HB3	2.12	0.48
25:A:1207:C:H4'	25:A:1208:A:O5'	2.12	0.48
25:A:1580:C:H2'	25:A:1581:C:C6	2.48	0.48
25:A:609:U:H4'	25:A:610:G:O5'	2.13	0.48
29:AA:74:VAL:HG23	29:AA:101:PHE:CE2	2.49	0.48
35:AG:49:ILE:O	35:AG:69:GLY:N	2.37	0.48
1:AR:2220:A:H2'	1:AR:2221:G:O4'	2.13	0.48
1:AR:3089:C:H2'	1:AR:3090:U:O4'	2.12	0.48
1:AR:651:G:C6	1:AR:652:G:C6	3.01	0.48
8:CH:149:ILE:HG23	8:CH:155:LEU:HD12	1.94	0.48
9:CI:202:LEU:HD13	9:CI:205:PHE:HZ	1.77	0.48
10:CJ:33:ASN:O	10:CJ:39:ALA:HB3	2.12	0.48
12:CL:20:SER:H	12:CL:23:ASN:CB	2.26	0.48
12:CL:77:THR:HG22	12:CL:82:ARG:HA	1.94	0.48
1:AR:269:G:P	16:CP:44:ARG:HH12	2.36	0.48

Continued on next page...

Continued from previous page...

Atom-1	Atom-2	Interatomic distance (Å)	Clash overlap (Å)
20:CT:150:GLN:HA	20:CT:153:LYS:HB3	1.95	0.48
34:DG:103:LYS:O	34:DG:106:VAL:HG22	2.13	0.48
55:H:23:ARG:O	55:H:26:VAL:HG23	2.13	0.48
58:K:38:ASN:HB3	58:K:41:GLU:H	1.77	0.48
1:1:1054:A:H5''	1:1:2637:A:H61	1.78	0.48
1:1:167:U:H2'	1:1:168:U:C6	2.49	0.48
1:1:3095:U:H2'	1:1:3096:C:C6	2.48	0.48
1:1:497:C:H2'	1:1:498:A:O4'	2.12	0.48
1:1:499:G:H2'	1:1:500:C:C6	2.48	0.48
2:3:19:C:H2'	2:3:20:A:H8	1.78	0.48
25:6:87:C:O2'	25:6:169:A:N1	2.32	0.48
25:6:190:C:O2'	25:6:191:C:O5'	2.26	0.48
1:1:392:G:O2'	28:9:90:VAL:HG11	2.14	0.48
25:A:1459:C:H5'	64:Q:126:VAL:HB	1.96	0.48
25:A:1682:U:O4	25:A:1720:G:N2	2.46	0.48
25:A:830:U:O2'	25:A:831:U:H6	1.96	0.48
25:A:883:C:H2'	25:A:884:A:C8	2.46	0.48
30:AB:73:LEU:HD13	30:AB:109:TYR:CZ	2.48	0.48
45:AQ:56:THR:HG22	45:AQ:63:THR:HG23	1.95	0.48
1:AR:1611:G:H2'	1:AR:1612:A:H8	1.78	0.48
1:AR:408:A:OP1	84:AR:3604:OHX:N6	2.46	0.48
49:B:13:ASP:OD1	49:B:179:ARG:NH2	2.43	0.48
49:B:175:TYR:O	49:B:179:ARG:N	2.42	0.48
10:CJ:244:ALA:HA	10:CJ:247:ASP:HB2	1.95	0.48
14:CN:75:PHE:O	14:CN:79:GLU:HB2	2.13	0.48
1:AR:398:A:C5	18:CR:3:ARG:NH2	2.80	0.48
22:CV:42:ILE:HA	22:CV:96:ILE:HD12	1.95	0.48
23:CW:28:PHE:CE1	23:CW:83:TYR:HE2	2.31	0.48
3:AT:151:C:C6	27:CZ:24:LEU:HD11	2.48	0.48
51:D:69:ILE:HD11	51:D:133:LYS:HB3	1.94	0.48
51:D:38:VAL:O	51:D:39:THR:OG1	2.31	0.48
36:DI:83:ASN:OD1	36:DI:83:ASN:N	2.46	0.48
25:A:952:A:H5'	62:O:98:VAL:HG22	1.95	0.48
1:1:1724:U:H1'	1:1:1725:C:C6	2.48	0.48
1:1:1830:G:H5''	27:8:92:LYS:HE2	1.95	0.48
1:1:3006:A:C2	1:1:3141:A:C4	3.02	0.48
84:1:3507:OHX:N1	3:4:31:G:OP2	2.47	0.48
1:1:835:G:HO2'	1:1:857:G:H22	1.53	0.48
23:5:15:PHE:HB2	23:5:65:VAL:HB	1.96	0.48
25:6:1451:C:H2'	25:6:1452:U:C6	2.48	0.48
25:6:324:U:C2	25:6:325:G:C8	3.02	0.48

Continued on next page...

Continued from previous page...

Atom-1	Atom-2	Interatomic distance (Å)	Clash overlap (Å)
25:6:514:G:O2'	25:6:515:A:H5''	2.13	0.48
25:A:1553:G:O6	64:Q:43:ARG:HD3	2.13	0.48
25:A:1590:G:H2'	25:A:1591:C:H6	1.77	0.48
25:A:1654:G:H2'	25:A:1745:G:N2	2.28	0.48
25:A:377:G:O6	84:A:1956:OHX:N5	2.47	0.48
25:A:196:G:O2'	25:A:197:A:H8	1.96	0.48
1:AR:1095:U:H4'	1:AR:1096:U:H5''	1.95	0.48
1:AR:1794:G:H4'	4:CD:191:LEU:HD13	1.96	0.48
1:AR:18:G:OP1	37:DJ:81:ARG:NH2	2.47	0.48
1:AR:1939:G:C6	1:AR:2110:G:O6	2.66	0.48
1:AR:255:A:H2'	1:AR:256:G:H8	1.78	0.48
1:AR:3351:U:H3'	1:AR:3352:U:H5''	1.95	0.48
1:AR:2242:A:OP2	84:AR:3674:OHX:N5	2.46	0.48
1:AR:792:G:O6	84:AR:3685:OHX:N2	2.46	0.48
50:C:61:LEU:HD23	50:C:62:LYS:H	1.78	0.48
7:CG:180:PHE:HB3	7:CG:195:LEU:HD13	1.94	0.48
8:CH:38:THR:HA	8:CH:90:LYS:HG3	1.94	0.48
11:CK:8:GLN:HB3	11:CK:72:LYS:HD2	1.95	0.48
13:CM:17:LEU:HD21	13:CM:19:LEU:HD21	1.95	0.48
1:AR:265:A:H5'	38:DK:34:SER:HB2	1.96	0.48
54:G:146:THR:HB	54:G:157:ARG:HB3	1.95	0.48
57:J:147:ALA:C	57:J:149:SER:N	2.65	0.48
67:T:30:TYR:HE2	67:T:40:ARG:HH11	1.60	0.48
73:Z:124:ARG:HG2	73:Z:127:LYS:HE2	1.96	0.48
1:1:2378:C:H2'	1:1:2379:U:H6	1.79	0.48
1:1:2406:C:H1'	1:1:2819:A:C5	2.49	0.48
1:1:265:A:H5''	1:1:266:A:OP2	2.13	0.48
1:1:2746:A:H2'	1:1:2747:A:O4'	2.13	0.48
1:1:293:C:H2'	1:1:294:U:O4'	2.13	0.48
1:1:274:G:O6	84:1:3529:OHX:N2	2.46	0.48
1:1:651:G:C6	1:1:652:G:C6	3.00	0.48
1:1:884:A:OP2	39:AK:4:GLY:HA3	2.13	0.48
22:2:83:ARG:NH2	22:2:85:LEU:HD11	2.27	0.48
25:6:1108:G:OP2	84:6:2033:OHX:N2	2.46	0.48
25:6:118:U:OP1	84:6:1993:OHX:N3	2.46	0.48
27:8:91:ASN:O	27:8:95:ILE:HG13	2.14	0.48
28:9:18:ALA:O	28:9:22:ALA:HB2	2.12	0.48
25:A:1785:U:H2'	25:A:1786:G:C8	2.49	0.48
25:A:367:A:C6	25:A:368:U:C4	3.01	0.48
25:A:434:G:N2	25:A:436:A:H3'	2.28	0.48
25:A:487:G:H3'	25:A:488:G:H5''	1.94	0.48

Continued on next page...

Continued from previous page...

Atom-1	Atom-2	Interatomic distance (Å)	Clash overlap (Å)
25:A:828:U:O4	25:A:829:A:N6	2.44	0.48
1:1:3075:G:H5'	33:AE:62:ARG:O	2.12	0.48
34:AF:40:SER:O	34:AF:44:ARG:HG3	2.13	0.48
1:AR:255:A:H2'	1:AR:256:G:C8	2.48	0.48
1:AR:2623:G:H2'	1:AR:2624:G:C8	2.49	0.48
1:AR:744:A:N3	19:CS:141:ARG:NH1	2.62	0.48
49:B:13:ASP:HA	49:B:16:LEU:HD12	1.94	0.48
50:C:88:VAL:HG11	50:C:96:LEU:HD12	1.95	0.48
9:CI:90:LYS:HE3	9:CI:95:ILE:HD11	1.94	0.48
23:CW:17:VAL:HG12	23:CW:19:VAL:HG13	1.95	0.48
51:D:41:LEU:HD12	51:D:68:ILE:HD13	1.95	0.48
71:X:76:SER:OG	71:X:77:PRO:HD3	2.13	0.48
1:1:135:C:O2	37:AI:94:LYS:N	2.36	0.48
1:1:2376:G:C6	1:1:2377:G:O6	2.65	0.48
1:1:2419:A:H2'	1:1:2420:C:C6	2.48	0.48
1:1:2544:U:H2'	1:1:2545:C:C6	2.48	0.48
1:1:501:A:OP2	84:1:3548:OHX:N4	2.47	0.48
1:1:528:U:H2'	1:1:529:A:C8	2.47	0.48
2:3:26:C:H2'	2:3:27:A:O4'	2.14	0.48
25:6:1512:G:H2'	25:6:1513:G:C8	2.47	0.48
25:6:609:U:OP2	84:6:2009:OHX:N3	2.46	0.48
25:6:375:U:H2'	25:6:376:C:H6	1.79	0.48
25:6:988:A:C2	25:6:989:U:H1'	2.48	0.48
25:A:1538:U:HO2'	25:A:1539:G:H8	1.62	0.48
25:A:1794:A:OP1	84:A:1970:OHX:N4	2.46	0.48
25:A:446:A:H2'	25:A:447:U:H6	1.77	0.48
25:A:739:G:O6	84:A:1974:OHX:N4	2.46	0.48
1:AR:1100:U:H2'	1:AR:1101:G:C8	2.49	0.48
1:AR:1581:C:H2'	1:AR:1582:C:H5'	1.96	0.48
1:AR:2764:C:H6	1:AR:2764:C:O5'	1.96	0.48
5:CE:252:ILE:HG12	5:CE:266:ARG:NH2	2.24	0.48
5:CE:293:ASN:HB3	5:CE:305:ILE:HG13	1.95	0.48
2:AS:1:G:N2	7:CG:269:SER:OG	2.41	0.48
12:CL:12:GLN:HA	12:CL:59:GLN:OE1	2.13	0.48
12:CL:210:ILE:HG12	12:CL:217:PHE:CZ	2.48	0.48
17:CQ:15:LEU:HD21	17:CQ:125:ARG:HG3	1.95	0.48
18:CR:126:ARG:HH21	18:CR:138:LYS:HB3	1.78	0.48
18:CR:141:SER:O	18:CR:143:PRO:HD3	2.14	0.48
27:CZ:131:ASP:HB3	27:CZ:134:ASP:HB2	1.94	0.48
35:DH:35:VAL:HG13	35:DH:40:ASP:HB3	1.95	0.48
45:DR:8:VAL:HG23	45:DR:9:GLY:H	1.78	0.48

Continued on next page...

Continued from previous page...

Atom-1	Atom-2	Interatomic distance (Å)	Clash overlap (Å)
55:H:63:MET:HA	55:H:98:ARG:O	2.13	0.48
57:J:184:LEU:HB3	57:J:189:LEU:HB2	1.96	0.48
69:V:35:GLU:O	69:V:39:SER:N	2.44	0.48
51:D:148:LEU:O	70:W:4:ASP:HB2	2.14	0.48
1:1:2771:U:O2'	1:1:2772:C:O5'	2.31	0.48
1:1:787:G:H2'	1:1:788:C:C6	2.49	0.48
3:4:113:U:H5''	41:AM:7:PHE:HB3	1.96	0.48
25:6:1699:G:N2	25:6:1702:A:O4'	2.47	0.48
25:6:366:A:OP1	25:6:758:U:O2'	2.29	0.48
25:6:367:A:H2'	25:6:368:U:O4'	2.14	0.48
25:A:1248:C:H2'	25:A:1249:U:C6	2.49	0.48
25:A:1369:U:O4	84:A:1973:OHX:N2	2.47	0.48
30:AB:46:ASP:O	30:AB:47:LYS:HG2	2.12	0.48
1:AR:284:A:H4'	1:AR:285:A:N3	2.29	0.48
1:AR:3027:A:H2'	1:AR:3028:G:O4'	2.13	0.48
1:AR:991:G:N7	84:AR:3683:OHX:N3	2.61	0.48
1:AR:718:G:OP1	30:DC:117:ARG:NH2	2.46	0.48
3:AT:102:U:H2'	3:AT:103:G:C8	2.49	0.48
3:AT:41:A:H61	3:AT:103:G:C2'	2.27	0.48
1:AR:2415:C:OP1	4:CD:2:GLY:N	2.47	0.48
6:CF:6:VAL:N	6:CF:20:LEU:O	2.46	0.48
13:CM:37:LEU:HA	13:CM:37:LEU:HD23	1.57	0.48
23:CW:42:LYS:HB3	23:CW:45:GLY:O	2.14	0.48
23:CW:56:VAL:HG22	23:CW:65:VAL:HG22	1.95	0.48
29:DB:3:LYS:O	29:DB:5:LEU:N	2.47	0.48
32:DE:25:LEU:HD13	32:DE:87:VAL:HG11	1.96	0.48
53:F:246:LEU:HD12	53:F:246:LEU:H	1.79	0.48
54:G:62:VAL:HG22	54:G:89:ILE:HG21	1.94	0.48
57:J:29:LEU:HD21	57:J:31:ARG:HG3	1.95	0.48
63:P:12:GLN:HG3	63:P:111:ARG:HG3	1.96	0.48
67:T:99:HIS:CD2	67:T:101:LEU:HD21	2.49	0.48
68:U:61:VAL:O	68:U:65:ILE:HG13	2.13	0.48
71:X:104:LEU:HD23	71:X:104:LEU:H	1.77	0.48
1:1:2303:A:OP1	43:AO:23:ARG:NH2	2.46	0.48
1:1:3242:G:C2	1:1:3245:A:C8	3.02	0.48
1:1:722:G:O6	84:1:3554:OHX:N6	2.47	0.48
3:4:150:G:N7	84:4:203:OHX:N4	2.61	0.48
25:A:542:A:C8	25:A:543:C:H5'	2.31	0.48
25:A:538:A:H8	25:A:543:C:N4	2.11	0.48
1:AR:1729:A:H4'	1:AR:1730:G:OP2	2.13	0.48
1:AR:2712:U:O2'	1:AR:2743:A:O2'	2.32	0.48

Continued on next page...

Continued from previous page...

Atom-1	Atom-2	Interatomic distance (Å)	Clash overlap (Å)
1:AR:2880:U:H1'	5:CE:250:ALA:HB3	1.94	0.48
1:AR:3228:C:H4'	1:AR:3229:G:O5'	2.13	0.48
1:AR:3298:C:H2'	1:AR:3299:A:O4'	2.13	0.48
1:AR:986:U:OP2	84:AR:3647:OHX:N2	2.47	0.48
3:AT:123:G:OP2	84:AT:213:OHX:N6	2.47	0.48
49:B:157:ASP:OD1	70:W:60:ARG:NH2	2.47	0.48
6:CF:286:VAL:O	6:CF:289:ILE:N	2.47	0.48
6:CF:64:SER:HA	6:CF:75:PRO:HA	1.95	0.48
22:CV:30:TYR:OH	22:CV:94:GLU:OE2	2.29	0.48
29:DB:15:ARG:C	29:DB:19:ALA:HB2	2.32	0.48
30:DC:126:LYS:HB3	30:DC:148:ILE:HG21	1.95	0.48
32:DE:30:THR:HG22	32:DE:91:SER:HB2	1.94	0.48
25:A:629:U:OP1	62:O:127:ARG:NH2	2.47	0.48
63:P:29:HIS:HB3	63:P:41:ARG:HA	1.96	0.48
67:T:91:ASP:OD1	67:T:92:ILE:N	2.39	0.48
1:1:3228:C:H4'	1:1:3229:G:O5'	2.14	0.48
1:1:565:U:H2'	1:1:566:G:C8	2.47	0.48
23:5:54:VAL:HG12	23:5:67:SER:HA	1.96	0.48
25:6:12:U:H1'	25:6:1300:A:N3	2.29	0.48
25:6:1606:C:H2'	25:6:1607:G:C8	2.48	0.48
25:A:580:A:N6	25:A:583:C:O2	2.47	0.48
25:A:67:A:C2	25:A:69:G:H1'	2.49	0.48
1:AR:1738:C:O2'	36:DI:52:GLN:HB2	2.13	0.48
1:AR:2432:A:OP2	84:AR:3624:OHX:N6	2.47	0.48
1:AR:359:U:H4'	1:AR:817:A:N6	2.29	0.48
8:CH:175:LYS:O	15:CO:117:ARG:NH2	2.47	0.48
10:CJ:68:ARG:NE	10:CJ:237:ILE:O	2.46	0.48
11:CK:86:TYR:CG	11:CK:151:VAL:HG13	2.49	0.48
9:CI:100:ARG:NH2	19:CS:4:ASP:OD1	2.47	0.48
51:D:130:ILE:O	51:D:134:LEU:HD22	2.14	0.48
33:DF:31:ARG:O	33:DF:35:GLU:HB2	2.14	0.48
1:AR:1330:A:OP2	35:DH:19:SER:HB3	2.13	0.48
37:DJ:70:TYR:CD2	37:DJ:77:PRO:HD3	2.49	0.48
56:I:43:PHE:HB2	56:I:61:PHE:O	2.14	0.48
62:O:88:LEU:O	62:O:92:ILE:HG13	2.13	0.48
64:Q:128:HIS:O	64:Q:130:ARG:NH1	2.47	0.48
66:S:35:CYS:HA	66:S:38:ILE:HG22	1.95	0.48
69:V:45:ALA:HB1	69:V:50:LEU:HD13	1.95	0.48
70:W:3:ASN:OD1	70:W:7:GLN:N	2.47	0.48
1:1:1337:A:C6	1:1:1338:C:C4	3.02	0.48
1:1:2375:G:O2'	1:1:2377:G:OP2	2.30	0.48

Continued on next page...

Continued from previous page...

Atom-1	Atom-2	Interatomic distance (Å)	Clash overlap (Å)
1:1:242:C:HO2'	1:1:243:G:H8	1.61	0.48
1:1:3074:G:OP1	84:1:3577:OHX:N1	2.47	0.48
1:1:3255:U:H2'	1:1:3256:G:H8	1.79	0.48
1:1:1056:U:O2	84:1:3523:OHX:N4	2.46	0.48
25:6:1623:C:H2'	25:6:1624:C:C6	2.49	0.48
25:6:610:G:H2'	25:6:614:C:C5	2.49	0.48
26:7:39:LEU:HD12	26:7:39:LEU:HA	1.73	0.48
25:A:1167:G:H2'	25:A:1168:U:C6	2.49	0.48
25:A:1663:G:O6	84:A:1919:OHX:N4	2.47	0.48
25:A:458:G:OP2	73:Z:105:ARG:NH2	2.47	0.48
25:A:539:G:H8	25:A:539:G:OP2	1.96	0.48
25:A:71:A:H2'	25:A:72:A:O4'	2.14	0.48
25:A:887:A:H2'	25:A:888:U:C6	2.48	0.48
1:AR:21:G:H1	3:AT:138:A:H61	1.59	0.48
1:AR:551:A:OP2	1:AR:551:A:H8	1.97	0.48
1:AR:568:G:N7	84:AR:3440:OHX:N2	2.61	0.48
1:AR:591:G:H1'	8:CH:19:LYS:HG3	1.96	0.48
1:AR:29:C:H4'	1:AR:62:A:H4'	1.96	0.48
49:B:182:LEU:HB3	49:B:188:LEU:HD23	1.95	0.48
4:CD:144:ASN:ND2	4:CD:160:SER:HB2	2.29	0.48
6:CF:222:VAL:HA	6:CF:223:PRO:HD3	1.69	0.48
19:CS:177:GLY:O	19:CS:186:VAL:N	2.47	0.48
20:CT:76:SER:HA	20:CT:80:LYS:HB2	1.95	0.48
51:D:156:THR:HG21	51:D:224:PHE:CD2	2.49	0.48
32:DE:83:LYS:HG2	32:DE:85:PHE:CZ	2.49	0.48
37:DJ:79:ASP:N	37:DJ:79:ASP:OD1	2.45	0.48
3:AT:95:G:H1'	39:DL:81:GLY:O	2.14	0.48
40:DM:54:LEU:HD21	40:DM:56:ILE:HD11	1.96	0.48
53:F:180:LEU:HB3	53:F:228:ILE:HG13	1.95	0.48
25:A:122:U:O2'	53:F:35:PRO:HG3	2.14	0.48
61:N:103:LEU:HG	61:N:116:VAL:HG22	1.94	0.48
1:1:1158:A:O5'	1:1:1158:A:H8	1.97	0.48
1:1:1613:A:H2'	1:1:1614:C:C6	2.49	0.48
1:1:1666:G:N2	1:1:1784:G:H1'	2.29	0.48
1:1:2437:G:N2	1:1:2511:A:H1'	2.29	0.48
1:1:2442:G:N2	1:1:2505:U:O2	2.46	0.48
1:1:259:C:H2'	1:1:260:C:H6	1.78	0.48
1:1:283:G:O6	1:1:304:G:H1'	2.13	0.48
1:1:798:G:H2'	1:1:799:G:O4'	2.14	0.48
1:1:945:C:H2'	1:1:946:U:C6	2.49	0.48
25:6:470:A:OP2	84:6:1958:OHX:N1	2.47	0.48

Continued on next page...

Continued from previous page...

Atom-1	Atom-2	Interatomic distance (Å)	Clash overlap (Å)
25:6:809:A:N6	25:6:810:G:O6	2.47	0.48
25:6:946:U:H2'	25:6:947:U:C6	2.49	0.48
25:6:98:U:H2'	25:6:99:C:C6	2.48	0.48
25:A:346:G:H5'	60:M:79:LYS:HB3	1.95	0.48
25:A:399:A:H4'	53:F:3:ARG:HG2	1.95	0.48
29:AA:110:ALA:O	29:AA:114:VAL:HG23	2.14	0.48
38:AJ:57:LEU:O	38:AJ:61:ILE:HG13	2.14	0.48
1:AR:1495:U:H4'	1:AR:1514:G:H4'	1.96	0.48
1:AR:2544:U:H2'	1:AR:2545:C:H6	1.79	0.48
1:AR:2555:G:N2	29:DB:135:ARG:O	2.43	0.48
1:AR:2643:A:H5'	31:DD:6:ASN:ND2	2.28	0.48
1:AR:2676:A:N1	13:CM:22:SER:HB2	2.28	0.48
1:AR:2881:C:H2'	1:AR:2882:U:H6	1.78	0.48
1:AR:656:A:H2'	1:AR:657:A:H8	1.79	0.48
1:AR:673:U:H2'	1:AR:674:G:C8	2.49	0.48
1:AR:996:A:H2'	1:AR:997:A:O4'	2.13	0.48
50:C:128:LYS:NZ	50:C:132:ASP:HB3	2.29	0.48
14:CN:124:ILE:HD13	14:CN:124:ILE:H	1.79	0.48
51:D:35:TRP:CE2	51:D:37:PRO:HB3	2.48	0.48
58:K:30:LEU:HD22	58:K:105:LEU:HD22	1.96	0.48
59:L:7:ASP:OD2	59:L:37:THR:HG22	2.14	0.48
61:N:119:SER:OG	61:N:120:VAL:N	2.45	0.48
63:P:26:THR:HG21	63:P:97:GLY:CA	2.44	0.48
51:D:229:LEU:HD11	70:W:1:MET:HE2	1.96	0.48
1:1:1228:C:H2'	1:1:1229:G:H8	1.78	0.47
1:1:2357:A:H2'	1:1:2358:A:C8	2.49	0.47
1:1:283:G:O2'	30:AB:59:ARG:NH1	2.46	0.47
1:1:584:G:O6	84:1:3542:OHX:N2	2.47	0.47
25:6:1680:G:O6	84:6:2050:OHX:N4	2.47	0.47
25:6:1691:A:H2'	25:6:1692:G:C8	2.49	0.47
25:6:836:U:H2'	25:6:837:G:C8	2.48	0.47
25:6:913:G:H4'	25:6:914:G:OP2	2.13	0.47
27:8:91:ASN:OD1	27:8:94:GLN:HG3	2.14	0.47
25:A:245:U:O4	84:A:1971:OHX:N5	2.47	0.47
25:A:67:A:O3'	25:A:68:A:H3'	2.14	0.47
25:A:912:U:H4'	25:A:913:G:O5'	2.14	0.47
36:AH:8:ARG:HB2	36:AH:34:HIS:NE2	2.29	0.47
38:AJ:74:LYS:HD2	38:AJ:80:PHE:HD1	1.79	0.47
1:AR:25:U:O4	84:AR:3408:OHX:N5	2.46	0.47
50:C:105:PHE:CD1	50:C:213:ARG:HA	2.49	0.47
5:CE:328:ILE:HG12	5:CE:329:PRO:HD2	1.95	0.47

Continued on next page...

Continued from previous page...

Atom-1	Atom-2	Interatomic distance (Å)	Clash overlap (Å)
7:CG:111:GLN:HE22	7:CG:252:ALA:HA	1.78	0.47
14:CN:55:ARG:O	14:CN:115:ARG:NH2	2.46	0.47
51:D:218:ILE:O	51:D:221:THR:OG1	2.28	0.47
51:D:56:ILE:HG23	51:D:61:LEU:HB2	1.95	0.47
33:DF:62:ARG:HB2	33:DF:66:GLY:O	2.14	0.47
34:DG:24:ARG:NH1	34:DG:25:TYR:OH	2.47	0.47
14:CN:126:PHE:HD2	37:DJ:115:LYS:HD2	1.79	0.47
40:DM:41:THR:HG23	40:DM:56:ILE:HB	1.95	0.47
1:1:1141:C:H2'	1:1:1142:G:O4'	2.14	0.47
1:1:1378:U:H2'	1:1:1379:G:H8	1.79	0.47
1:1:2444:C:H42	1:1:2503:G:H21	1.61	0.47
1:1:289:A:H2'	1:1:290:G:C8	2.48	0.47
1:1:423:A:C6	1:1:424:G:C6	3.02	0.47
1:1:437:G:H2'	1:1:438:A:O4'	2.14	0.47
1:1:562:C:H2'	1:1:563:U:H6	1.78	0.47
1:1:781:G:O6	84:1:3478:OHX:N3	2.46	0.47
1:1:929:A:H2'	1:1:930:U:C6	2.50	0.47
25:6:1257:U:O2'	25:6:1258:U:O4'	2.31	0.47
25:6:832:U:H2'	25:6:833:U:O4'	2.15	0.47
25:6:872:G:H2'	25:6:873:U:O4'	2.13	0.47
27:8:139:ILE:HG13	27:8:139:ILE:O	2.13	0.47
28:9:63:LYS:HA	28:9:63:LYS:HD3	1.53	0.47
25:A:880:C:OP2	84:A:1999:OHX:N1	2.47	0.47
25:A:288:A:H2'	25:A:289:U:C6	2.49	0.47
25:A:488:G:H4'	25:A:488:G:OP1	2.14	0.47
25:A:602:U:H2'	25:A:603:U:C6	2.50	0.47
37:AI:101:THR:HG23	37:AI:104:GLN:H	1.79	0.47
7:CG:178:ASN:HA	7:CG:183:TRP:CD2	2.48	0.47
17:CQ:37:ARG:HG3	17:CQ:108:ILE:HG13	1.96	0.47
37:DJ:101:THR:CG2	37:DJ:104:GLN:HB2	2.45	0.47
37:DJ:85:THR:HB	37:DJ:88:LEU:HB2	1.96	0.47
45:DR:49:ARG:HD3	45:DR:52:ALA:HA	1.96	0.47
53:F:142:HIS:CD2	53:F:226:PHE:HE2	2.32	0.47
25:A:257:A:H1'	57:J:73:SER:HB2	1.96	0.47
71:X:117:ARG:HH12	71:X:120:HIS:CE1	2.33	0.47
73:Z:27:VAL:HG11	73:Z:35:VAL:HG11	1.96	0.47
1:1:2217:U:H2'	1:1:2218:G:H8	1.79	0.47
1:1:2400:G:H5''	1:1:2401:A:OP2	2.15	0.47
1:1:2438:A:H2'	1:1:2439:A:C8	2.50	0.47
1:1:2544:U:H2'	1:1:2545:C:H6	1.78	0.47
1:1:2623:G:H2'	1:1:2624:G:H8	1.79	0.47

Continued on next page...

Continued from previous page...

Atom-1	Atom-2	Interatomic distance (Å)	Clash overlap (Å)
1:1:2652:U:C5	1:1:2653:C:C5	3.03	0.47
1:1:2910:A:O2'	1:1:3130:A:N1	2.38	0.47
1:1:595:G:O6	1:1:609:G:H5''	2.14	0.47
25:6:916:U:OP1	84:6:2011:OHX:N4	2.48	0.47
25:6:961:U:H2'	25:6:962:C:H6	1.79	0.47
26:7:9:SER:HB2	26:7:51:TRP:CZ3	2.49	0.47
25:A:1684:U:H2'	25:A:1685:G:H8	1.79	0.47
25:A:352:A:H8	25:A:352:A:OP2	1.97	0.47
25:A:916:U:H3	63:P:41:ARG:NH2	2.11	0.47
25:A:996:U:H3	25:A:1008:G:H1	1.61	0.47
1:AR:1520:G:O2'	27:CZ:71:THR:HG21	2.15	0.47
1:AR:160:G:N2	1:AR:262:U:O2	2.48	0.47
1:AR:3159:C:H2'	1:AR:3160:U:C6	2.49	0.47
1:AR:1148:G:OP2	84:AR:3709:OHX:N2	2.47	0.47
1:AR:552:G:H2'	1:AR:553:U:C6	2.48	0.47
1:AR:637:C:H2'	1:AR:637:C:H6	1.45	0.47
4:CD:211:HIS:CD2	4:CD:219:ILE:HG23	2.50	0.47
7:CG:76:ALA:HB3	7:CG:109:THR:HG22	1.96	0.47
11:CK:86:TYR:CE2	11:CK:151:VAL:HG22	2.49	0.47
12:CL:24:ARG:HH11	12:CL:24:ARG:HB2	1.80	0.47
19:CS:38:ARG:HG2	19:CS:39:ARG:HG2	1.95	0.47
54:G:72:HIS:CD2	54:G:107:LYS:HD3	2.49	0.47
56:I:129:LEU:HD21	56:I:172:VAL:HG11	1.97	0.47
58:K:30:LEU:HD21	58:K:102:GLU:HG3	1.96	0.47
25:A:1523:G:C8	68:U:79:LEU:HD13	2.46	0.47
69:V:109:GLU:OE1	69:V:110:PRO:HD2	2.14	0.47
1:1:2406:C:H1'	1:1:2819:A:C6	2.49	0.47
1:1:67:A:OP1	84:1:3448:OHX:N6	2.47	0.47
23:5:87:ASN:HB2	23:5:89:LEU:HG	1.95	0.47
25:6:188:A:H2'	25:6:189:C:O4'	2.15	0.47
25:6:343:C:H2'	25:6:344:A:H8	1.78	0.47
29:AA:10:VAL:O	29:AA:83:THR:HG22	2.15	0.47
29:AA:54:THR:OG1	29:AA:55:LYS:N	2.47	0.47
37:AI:85:THR:HB	37:AI:88:LEU:HB2	1.96	0.47
37:AI:83:LYS:O	37:AI:89:ARG:NE	2.47	0.47
1:AR:1289:G:H2'	1:AR:1290:A:H8	1.79	0.47
1:AR:1497:C:H2'	1:AR:1498:A:H8	1.79	0.47
1:AR:3326:G:H2'	1:AR:3327:G:H8	1.79	0.47
1:AR:531:G:N2	1:AR:562:C:C2	2.83	0.47
1:AR:727:G:O6	1:AR:742:G:O2'	2.30	0.47
2:AS:77:G:N2	2:AS:102:A:OP2	2.32	0.47

Continued on next page...

Continued from previous page...

Atom-1	Atom-2	Interatomic distance (Å)	Clash overlap (Å)
50:C:131:ASP:OD2	50:C:180:THR:HG23	2.15	0.47
8:CH:47:PHE:CD1	8:CH:74:VAL:HG22	2.49	0.47
9:CI:132:PRO:HA	9:CI:229:PHE:CD1	2.49	0.47
13:CM:150:ASN:HA	13:CM:153:LYS:HE3	1.96	0.47
14:CN:101:ARG:HH22	14:CN:112:ASN:HD21	1.61	0.47
14:CN:57:VAL:HG22	14:CN:147:ILE:HG23	1.95	0.47
20:CT:97:ARG:O	20:CT:101:VAL:HG23	2.14	0.47
1:AR:2916:U:H1'	24:CX:44:SER:HB3	1.96	0.47
41:DN:42:ARG:HG2	41:DN:43:ASN:N	2.30	0.47
25:A:123:G:N2	53:F:146:THR:HG21	2.27	0.47
56:I:86:GLN:HG2	56:I:87:ASP:H	1.78	0.47
57:J:9:HIS:ND1	57:J:10:LYS:HB2	2.30	0.47
25:A:209:U:H5'	57:J:171:SER:HB3	1.96	0.47
72:Y:18:HIS:O	72:Y:22:ASN:ND2	2.33	0.47
1:1:1313:G:O2'	1:1:1318:A:N1	2.38	0.47
1:1:2875:U:N1	86:1:4216:7MB:BR	3.02	0.47
1:1:29:C:H4'	1:1:62:A:H4'	1.97	0.47
1:1:829:U:H3	1:1:895:A:H62	1.60	0.47
25:6:1314:U:OP2	84:6:2045:OHX:N6	2.48	0.47
25:6:1645:G:OP2	84:6:2044:OHX:N3	2.48	0.47
25:6:1718:G:H2'	25:6:1719:A:H8	1.80	0.47
25:A:1370:U:O2'	25:A:1371:A:OP2	2.20	0.47
25:A:185:U:O2	25:A:201:G:N2	2.47	0.47
25:A:1237:G:OP2	84:A:1925:OHX:N5	2.47	0.47
25:A:322:G:O2'	57:J:10:LYS:NZ	2.47	0.47
25:A:738:G:H2'	25:A:739:G:H8	1.79	0.47
37:AI:29:ALA:O	37:AI:33:VAL:HG23	2.14	0.47
1:AR:1121:U:C4	1:AR:1122:U:C4	3.02	0.47
1:AR:1222:G:H8	1:AR:1222:G:OP2	1.98	0.47
1:AR:1252:A:OP2	84:AR:3713:OHX:N4	2.48	0.47
1:AR:1654:A:O2'	36:DI:59:PRO:HD3	2.13	0.47
1:AR:1729:A:OP1	32:DE:88:GLY:N	2.47	0.47
1:AR:2171:G:H2'	1:AR:2172:A:H8	1.78	0.47
1:AR:879:U:O2	1:AR:2357:A:H1'	2.15	0.47
1:AR:274:G:N7	84:AR:3567:OHX:N3	2.61	0.47
1:AR:532:A:C8	1:AR:555:U:C4	3.03	0.47
1:AR:865:U:C5	1:AR:866:A:N7	2.83	0.47
50:C:137:ILE:HD11	50:C:172:LEU:HB3	1.96	0.47
50:C:65:VAL:HA	50:C:86:LEU:O	2.15	0.47
4:CD:27:ALA:O	4:CD:128:ARG:NH2	2.47	0.47
4:CD:209:HIS:CG	4:CD:210:PRO:HD2	2.49	0.47

Continued on next page...

Continued from previous page...

Atom-1	Atom-2	Interatomic distance (Å)	Clash overlap (Å)
17:CQ:14:HIS:O	17:CQ:41:LEU:HD12	2.14	0.47
21:CU:124:LEU:HD23	22:CV:153:PRO:HG2	1.96	0.47
38:DK:79:SER:OG	38:DK:82:ARG:HG3	2.14	0.47
39:DL:22:CYS:SG	39:DL:24:ARG:HB2	2.55	0.47
57:J:36:THR:OG1	57:J:96:LEU:HB2	2.14	0.47
60:M:14:GLN:HB3	60:M:54:ILE:HG12	1.95	0.47
65:R:25:GLY:H	65:R:63:ILE:HA	1.80	0.47
60:M:94:ILE:HD12	72:Y:12:ALA:HB1	1.97	0.47
1:1:1240:A:H3'	1:1:1241:U:H5'	1.95	0.47
1:1:2318:U:O4	84:1:3578:OHX:N2	2.48	0.47
1:1:2526:C:H2'	1:1:2527:G:C8	2.49	0.47
1:1:980:A:H2'	1:1:981:U:C1'	2.45	0.47
25:6:1112:G:O2'	25:6:1133:A:N6	2.43	0.47
25:6:1305:U:O2	84:6:1932:OHX:N6	2.47	0.47
25:6:263:C:H4'	25:6:292:U:H5'	1.97	0.47
25:6:542:A:H3'	25:6:542:A:OP1	2.14	0.47
25:A:1483:A:C2	25:A:1607:G:H1'	2.50	0.47
1:AR:1064:A:H4'	1:AR:1065:A:O5'	2.14	0.47
1:AR:1588:A:C2	41:DN:4:GLN:HG2	2.49	0.47
1:AR:1488:G:H5''	1:AR:1838:G:O6	2.15	0.47
1:AR:2987:A:O2'	5:CE:259:HIS:HB3	2.13	0.47
1:AR:2342:U:H5''	1:AR:3089:C:O2'	2.14	0.47
4:CD:137:ILE:HD11	4:CD:147:ARG:HH11	1.80	0.47
4:CD:65:ASP:HB3	4:CD:68:LYS:O	2.15	0.47
1:AR:592:A:H5''	8:CH:19:LYS:HA	1.96	0.47
23:CW:39:ASP:O	23:CW:47:VAL:HB	2.14	0.47
53:F:106:LYS:HG3	53:F:108:ARG:NH1	2.30	0.47
25:A:448:C:OP1	53:F:29:PRO:HD3	2.14	0.47
62:O:84:ILE:HG22	62:O:135:LEU:HD21	1.97	0.47
66:S:99:VAL:CB	66:S:118:PRO:HB2	2.45	0.47
65:R:129:PHE:CE2	69:V:78:THR:HA	2.49	0.47
1:1:1813:A:OP1	1:1:1817:G:O2'	2.20	0.47
1:1:44:U:O3'	84:AP:502:OHX:N1	2.48	0.47
25:6:1022:C:O2'	25:6:1125:A:N1	2.46	0.47
25:6:1595:U:N3	25:6:1600:A:H2	2.10	0.47
25:A:416:A:H4'	25:A:417:A:OP2	2.15	0.47
27:8:66:PRO:HG2	37:AI:33:VAL:HG13	1.96	0.47
3:4:36:G:C8	37:AI:86:ARG:HD2	2.50	0.47
1:AR:156:G:OP2	38:DK:25:LYS:HB3	2.15	0.47
1:AR:3139:A:OP1	5:CE:274:SER:OG	2.30	0.47
1:AR:336:A:OP2	28:DA:9:SER:OG	2.21	0.47

Continued on next page...

Continued from previous page...

Atom-1	Atom-2	Interatomic distance (Å)	Clash overlap (Å)
1:AR:561:C:OP1	15:CO:77:ARG:HG3	2.15	0.47
50:C:36:SER:HB2	50:C:231:LEU:HB3	1.96	0.47
8:CH:68:PRO:HB2	8:CH:71:VAL:HG23	1.97	0.47
3:AT:154:C:O2'	10:CJ:185:ARG:HG3	2.15	0.47
1:AR:75:G:H5'	14:CN:59:ARG:O	2.14	0.47
15:CO:54:PRO:HD2	15:CO:56:GLN:NE2	2.29	0.47
30:DC:74:ASN:OD1	30:DC:113:LEU:HB2	2.15	0.47
31:DD:47:LEU:HA	31:DD:50:THR:HG22	1.97	0.47
52:E:101:GLN:O	52:E:104:SER:HB3	2.14	0.47
56:I:133:THR:HG21	56:I:162:ILE:HD11	1.97	0.47
67:T:81:ILE:HG23	67:T:82:PRO:HD2	1.96	0.47
72:Y:92:CYS:HA	72:Y:95:PHE:CD2	2.49	0.47
1:1:2211:U:O4	84:1:3582:OHX:N4	2.47	0.47
1:1:2197:C:C2	1:1:2241:U:C4	3.03	0.47
1:1:3166:C:H42	1:1:3284:G:H1	1.63	0.47
1:1:1937:U:OP1	84:1:3497:OHX:N6	2.48	0.47
3:4:15:G:O5'	3:4:15:G:H8	1.97	0.47
23:5:14:THR:HG23	23:5:66:VAL:HG13	1.96	0.47
25:6:1603:U:H2'	25:6:1604:U:C6	2.49	0.47
25:6:1139:A:OP2	84:6:1927:OHX:N1	2.48	0.47
25:6:1588:G:OP1	84:6:1980:OHX:N2	2.47	0.47
26:7:4:GLU:HG2	26:7:30:ARG:CD	2.45	0.47
27:8:67:ILE:HD12	27:8:83:VAL:HG12	1.97	0.47
25:A:347:G:O6	84:A:2003:OHX:N5	2.48	0.47
25:A:25:C:OP2	25:A:26:A:H2'	2.15	0.47
25:A:304:U:H2'	25:A:305:C:H6	1.79	0.47
25:A:328:A:H2'	25:A:329:G:H8	1.79	0.47
25:A:450:U:H3	25:A:456:A:H61	1.63	0.47
25:A:476:U:H5''	25:A:477:A:O4'	2.15	0.47
25:A:66:U:C4	55:H:173:PRO:HG3	2.49	0.47
1:1:1710:C:OP1	29:AA:15:ARG:NH1	2.48	0.47
1:AR:1659:U:O4	84:AR:3696:OHX:N4	2.47	0.47
1:AR:1831:U:P	27:CZ:92:LYS:HD3	2.55	0.47
1:AR:2112:U:H1'	1:AR:2113:A:OP2	2.15	0.47
2:AS:43:U:C4	2:AS:44:C:C4	3.02	0.47
6:CF:295:ILE:HD11	19:CS:129:VAL:HA	1.96	0.47
7:CG:51:LEU:HB2	7:CG:144:VAL:CG1	2.44	0.47
9:CI:108:LEU:HD22	9:CI:114:GLY:HA2	1.97	0.47
13:CM:109:HIS:HE1	13:CM:121:GLY:O	1.97	0.47
14:CN:101:ARG:HH22	14:CN:112:ASN:ND2	2.12	0.47
18:CR:126:ARG:HA	18:CR:140:GLU:HG2	1.97	0.47

Continued on next page...

Continued from previous page...

Atom-1	Atom-2	Interatomic distance (Å)	Clash overlap (Å)
9:CI:77:VAL:HG13	22:CV:139:ARG:HG2	1.97	0.47
51:D:44:LEU:HD21	51:D:247:ALA:HB2	1.97	0.47
34:DG:40:SER:O	34:DG:44:ARG:HG3	2.14	0.47
53:F:104:ASP:HB2	53:F:108:ARG:H	1.80	0.47
55:H:28:PHE:CZ	55:H:104:PRO:HG3	2.50	0.47
63:P:129:LYS:HE3	63:P:129:LYS:HB2	1.58	0.47
1:1:650:C:H2'	1:1:651:G:H8	1.80	0.47
1:1:2642:A:OP2	22:2:3:LYS:NZ	2.47	0.47
1:1:2723:U:OP1	22:2:87:LYS:HD3	2.14	0.47
2:3:106:U:H2'	2:3:107:C:C6	2.50	0.47
25:6:452:A:H3'	25:6:453:U:C5	2.50	0.47
28:9:70:ILE:HA	28:9:82:VAL:HA	1.97	0.47
25:A:1178:G:H5'	25:A:1190:C:H42	1.80	0.47
25:A:144:U:HO2'	25:A:145:A:P	2.37	0.47
25:A:1474:G:H2'	25:A:1475:A:C8	2.50	0.47
25:A:146:U:H2'	25:A:147:A:H8	1.79	0.47
29:AA:119:GLU:O	29:AA:123:GLN:HG2	2.15	0.47
34:AF:100:ILE:O	34:AF:105:ARG:NH1	2.40	0.47
43:AO:2:ARG:NH1	25:A:1772:C:H3'	2.29	0.47
1:AR:120:G:N2	10:CJ:126:SER:O	2.48	0.47
1:AR:242:C:O2'	1:AR:243:G:O5'	2.31	0.47
1:AR:2660:G:H5''	1:AR:2750:U:O2'	2.14	0.47
1:AR:2898:G:O6	42:DO:125:LYS:NZ	2.48	0.47
1:AR:2356:A:N6	1:AR:2983:C:H5	2.11	0.47
84:AR:3443:OHX:N2	84:AR:3731:OHX:N6	2.62	0.47
1:AR:738:A:H2'	1:AR:739:G:H8	1.80	0.47
1:AR:827:A:H5''	36:DI:14:ASN:O	2.15	0.47
3:AT:67:U:H2'	3:AT:68:G:C8	2.49	0.47
6:CF:269:SER:C	6:CF:271:LYS:H	2.18	0.47
9:CI:96:PRO:O	9:CI:99:PRO:HD2	2.15	0.47
3:AT:155:A:OP2	10:CJ:181:LYS:HE3	2.14	0.47
10:CJ:171:LYS:NZ	10:CJ:223:ALA:O	2.28	0.47
17:CQ:48:PHE:CE2	17:CQ:52:LEU:HD21	2.50	0.47
20:CT:89:LEU:HD12	20:CT:90:PRO:HD2	1.97	0.47
35:DH:8:TYR:CD2	35:DH:99:ARG:HG2	2.50	0.47
36:DI:8:ARG:HH21	36:DI:31:ARG:HH11	1.62	0.47
54:G:76:ARG:HB3	54:G:79:ASN:HD21	1.78	0.47
66:S:96:SER:HA	66:S:97:ASN:HA	1.61	0.47
72:Y:34:LEU:O	72:Y:39:LYS:NZ	2.48	0.47
1:1:398:A:O2'	1:1:1416:C:OP1	2.19	0.47
1:1:1481:A:H2'	1:1:1858:A:H1'	1.96	0.47

Continued on next page...

Continued from previous page...

Atom-1	Atom-2	Interatomic distance (Å)	Clash overlap (Å)
1:1:2875:U:C2	86:1:4216:7MB:BR	3.23	0.47
1:1:655:C:H2'	1:1:656:A:H8	1.78	0.47
25:6:1535:U:O2'	25:6:1536:G:N3	2.47	0.47
25:6:836:U:H2'	25:6:837:G:H8	1.80	0.47
1:1:1603:A:H61	27:8:71:THR:HG21	1.80	0.47
25:A:1231:U:H4'	25:A:1258:U:H6	1.78	0.47
25:A:1474:G:H2'	25:A:1475:A:H8	1.80	0.47
25:A:1553:G:N2	25:A:1555:A:H3'	2.29	0.47
25:A:761:G:N7	84:A:1939:OHX:N1	2.63	0.47
25:A:996:U:O2	25:A:1008:G:N2	2.40	0.47
35:AG:21:ARG:HH11	35:AG:21:ARG:HG3	1.80	0.47
1:AR:2308:C:O2	84:AR:3737:OHX:N4	2.48	0.47
84:AR:3443:OHX:N2	84:AR:3731:OHX:N4	2.63	0.47
1:AR:563:U:H2'	1:AR:564:G:C8	2.49	0.47
3:AT:2:A:OP2	84:AT:202:OHX:N1	2.48	0.47
4:CD:109:GLU:H	4:CD:109:GLU:CD	2.19	0.47
6:CF:354:VAL:O	6:CF:358:THR:HG23	2.14	0.47
9:CI:132:PRO:HA	9:CI:229:PHE:CG	2.50	0.47
13:CM:145:LYS:HB2	13:CM:145:LYS:HE2	1.60	0.47
33:DF:26:LYS:HA	33:DF:26:LYS:HD2	1.68	0.47
1:AR:1456:A:N7	33:DF:26:LYS:HE2	2.29	0.47
34:DG:102:ALA:O	34:DG:106:VAL:HG13	2.14	0.47
42:DO:113:ARG:HG3	42:DO:113:ARG:O	2.15	0.47
25:6:1655:A:H5'	43:DP:24:SER:OG	2.14	0.47
53:F:180:LEU:HD23	53:F:180:LEU:HA	1.74	0.47
54:G:94:THR:HG22	54:G:114:ILE:HG13	1.96	0.47
52:E:40:ARG:NH2	69:V:71:PRO:O	38.67	0.47
1:1:1019:G:H2'	1:1:1020:G:O4'	2.15	0.47
1:1:627:U:H4'	1:1:1399:A:O2'	2.15	0.47
1:1:1807:G:C6	1:1:1808:G:N1	2.83	0.47
1:1:2225:U:H2'	1:1:2226:U:C6	2.49	0.47
1:1:2714:G:H4'	1:1:2715:A:O5'	2.14	0.47
1:1:3358:U:H2'	1:1:3359:A:O4'	2.15	0.47
1:1:143:G:H4'	3:4:145:U:OP1	2.14	0.47
25:6:592:A:H2'	25:6:593:U:O4'	2.15	0.47
28:9:56:VAL:HB	28:9:70:ILE:HD11	1.96	0.47
25:A:1151:A:H2'	25:A:1152:A:H8	1.80	0.47
25:A:1157:A:H2'	25:A:1160:A:N7	2.30	0.47
25:A:882:U:H2'	25:A:883:C:H6	1.80	0.47
1:1:3275:U:O4'	35:AG:66:VAL:HG21	2.15	0.47
1:AR:1347:U:H4'	6:CF:305:ALA:HB2	1.96	0.47

Continued on next page...

Continued from previous page...

Atom-1	Atom-2	Interatomic distance (Å)	Clash overlap (Å)
1:AR:1368:U:O2'	1:AR:1369:A:H5'	2.15	0.47
1:AR:1666:G:H2'	1:AR:1667:A:C8	2.50	0.47
1:AR:2282:U:O2	1:AR:2310:U:H4'	2.14	0.47
1:AR:2585:G:N3	1:AR:2585:G:H2'	2.30	0.47
1:AR:847:A:H2'	1:AR:848:A:C8	2.50	0.47
1:AR:992:A:N6	1:AR:993:G:O6	2.48	0.47
5:CE:227:GLU:OE2	5:CE:270:ARG:NE	2.46	0.47
13:CM:35:LYS:HE3	13:CM:35:LYS:HB2	1.56	0.47
18:CR:70:THR:HG21	18:CR:81:ALA:HB3	1.96	0.47
34:DG:7:PRO:HG2	34:DG:62:LYS:HB3	1.97	0.47
34:DG:79:VAL:O	34:DG:83:GLU:HG3	2.15	0.47
36:DI:42:PRO:HB2	36:DI:51:LEU:HD21	1.97	0.47
56:I:114:ARG:O	56:I:117:THR:HG22	2.15	0.47
58:K:31:ALA:HA	58:K:36:LEU:HD12	1.97	0.47
59:L:59:PHE:CZ	59:L:62:GLN:HA	2.50	0.47
63:P:17:ALA:HB3	63:P:81:VAL:HB	1.96	0.47
71:X:31:SER:H	71:X:34:ILE:HD12	1.80	0.47
1:1:1566:A:H61	1:1:1571:A:H61	1.63	0.46
1:1:207:U:H2'	1:1:208:C:C6	2.50	0.46
1:1:2122:G:H2'	1:1:2123:G:C8	2.48	0.46
1:1:2578:U:OP1	84:1:3682:OHX:N5	2.48	0.46
1:1:2771:U:O2'	1:1:2772:C:O4'	2.31	0.46
1:1:409:A:OP2	84:1:3594:OHX:N5	2.48	0.46
1:1:92:G:OP1	44:AP:46:LYS:NZ	2.44	0.46
23:5:53:ALA:O	23:5:68:THR:HG22	2.15	0.46
25:6:1071:U:H2'	25:6:1072:C:C6	2.49	0.46
25:6:1255:G:H4'	25:6:1256:A:OP1	2.15	0.46
25:6:1393:C:H2'	25:6:1394:G:C8	2.50	0.46
25:6:1661:U:H2'	25:6:1662:G:H8	1.79	0.46
25:6:447:U:C4	25:6:448:C:C4	3.03	0.46
25:6:821:U:H2'	25:6:822:U:O4'	2.15	0.46
25:6:86:A:H2'	25:6:87:C:C6	2.47	0.46
25:A:1038:U:C2	25:A:1094:G:N2	2.83	0.46
25:A:1615:C:H4'	25:A:1616:G:O5'	2.16	0.46
25:A:1652:C:H2'	25:A:1653:C:C6	2.51	0.46
25:A:87:C:O2'	25:A:169:A:N1	2.35	0.46
25:A:413:U:H2'	25:A:414:C:H6	1.80	0.46
25:A:474:A:N6	25:A:595:G:OP1	2.48	0.46
32:AD:100:ILE:HG13	32:AD:101:LEU:N	2.30	0.46
44:AP:3:ASN:HA	44:AP:92:GLU:O	2.14	0.46
45:AQ:53:GLY:HA2	45:AQ:66:GLY:O	2.14	0.46

Continued on next page...

Continued from previous page...

Atom-1	Atom-2	Interatomic distance (Å)	Clash overlap (Å)
1:AR:1922:A:H2'	1:AR:1923:C:O4'	2.15	0.46
1:AR:2155:G:H2'	1:AR:2156:C:C6	2.50	0.46
1:AR:2352:A:H5''	18:CR:83:TRP:O	2.15	0.46
1:AR:2552:C:H5	32:DE:53:LYS:HZ1	1.63	0.46
1:AR:3024:A:OP1	84:AR:3441:OHX:N5	2.48	0.46
1:AR:508:U:O4	84:AR:3524:OHX:N3	2.48	0.46
1:AR:602:A:H2'	1:AR:603:A:C8	2.49	0.46
49:B:123:VAL:HG11	49:B:133:ILE:HD11	1.97	0.46
49:B:9:LEU:HD23	49:B:54:TRP:CG	2.50	0.46
1:AR:916:G:C6	4:CD:207:VAL:HG21	2.50	0.46
4:CD:234:LYS:HD3	4:CD:238:ILE:HG21	1.97	0.46
7:CG:64:ILE:HD13	7:CG:144:VAL:HG21	1.96	0.46
8:CH:55:LEU:HB2	8:CH:64:LEU:HD13	1.97	0.46
10:CJ:190:VAL:HG13	10:CJ:192:GLN:HG2	1.97	0.46
13:CM:98:ALA:HA	13:CM:156:LYS:HB2	1.97	0.46
21:CU:13:ARG:HE	21:CU:13:ARG:HB3	1.61	0.46
8:CH:2:SER:HA	34:DG:81:ASP:OD2	2.15	0.46
37:DJ:93:THR:OG1	37:DJ:96:GLU:HG2	2.15	0.46
14:CN:106:GLN:HB3	38:DK:18:THR:HG1	1.80	0.46
38:DK:43:LEU:O	38:DK:47:ILE:HG13	2.14	0.46
25:A:1330:G:N2	52:E:204:ASP:OD1	2.41	0.46
25:A:400:A:N6	57:J:29:LEU:HD12	2.30	0.46
1:1:1834:U:OP2	41:AM:10:LYS:HE3	2.14	0.46
1:1:2523:A:OP1	27:8:31:THR:OG1	2.24	0.46
1:1:310:U:H2'	1:1:311:C:O4'	2.14	0.46
1:1:313:A:C6	1:1:314:U:C4	3.03	0.46
3:4:24:G:OP2	28:9:13:ARG:HD3	2.14	0.46
23:5:33:TYR:CE2	23:5:63:VAL:HG21	2.50	0.46
25:6:36:C:H2'	25:6:37:U:C6	2.50	0.46
3:4:131:A:H5''	27:8:93:TYR:CE2	2.50	0.46
25:A:1018:U:H2'	25:A:1019:A:H8	1.80	0.46
25:A:1018:U:OP1	62:O:107:LYS:NZ	2.47	0.46
25:A:1237:G:H1	25:A:1248:C:H42	1.64	0.46
25:A:463:U:H2'	25:A:464:A:C8	2.50	0.46
29:AA:68:ILE:O	29:AA:115:LYS:HE2	2.15	0.46
31:AC:8:THR:HG23	31:AC:10:HIS:H	1.79	0.46
33:AE:55:LEU:HB2	33:AE:95:PRO:HD3	1.97	0.46
41:AM:5:LYS:HE3	41:AM:13:MET:CE	2.45	0.46
42:AN:96:CYS:HA	42:AN:121:LEU:HD23	1.97	0.46
1:AR:1482:A:H4'	1:AR:1483:G:OP2	2.14	0.46
1:AR:1915:A:H2'	1:AR:1916:U:C6	2.49	0.46

Continued on next page...

Continued from previous page...

Atom-1	Atom-2	Interatomic distance (Å)	Clash overlap (Å)
1:AR:1942:U:OP2	20:CT:74:ARG:NH1	2.39	0.46
1:AR:2263:C:O2'	1:AR:2264:U:O5'	2.33	0.46
1:AR:2384:A:N1	17:CQ:96:LYS:HE2	2.30	0.46
1:AR:2773:C:H2'	1:AR:2774:C:H6	1.80	0.46
1:AR:2971:A:H3'	1:AR:2971:A:N3	2.30	0.46
1:AR:31:C:H2'	1:AR:32:U:O4'	2.15	0.46
1:AR:591:G:N2	8:CH:18:LEU:HB3	2.30	0.46
50:C:89:ASP:OD1	50:C:89:ASP:N	2.48	0.46
4:CD:108:PRO:HG2	45:DR:86:LEU:HD13	1.97	0.46
4:CD:133:TYR:HE2	4:CD:135:ILE:HD11	1.80	0.46
5:CE:49:TYR:HE2	5:CE:177:HIS:CE1	2.33	0.46
10:CJ:138:HIS:NE2	10:CJ:142:LEU:HD11	2.30	0.46
27:CZ:121:LYS:HD3	27:CZ:123:TYR:CZ	2.50	0.46
51:D:129:ILE:O	51:D:133:LYS:HG2	2.15	0.46
1:AR:1852:G:H1'	39:DL:9:GLY:HA3	1.97	0.46
1:AR:1298:C:O3'	42:DO:113:ARG:NH1	2.48	0.46
54:G:144:GLU:OE1	54:G:225:ARG:NH2	2.46	0.46
60:M:4:GLU:O	60:M:5:LEU:HD12	2.14	0.46
61:N:66:VAL:HG11	61:N:71:ILE:HD12	1.96	0.46
64:Q:127:ARG:HB3	64:Q:130:ARG:HG3	1.97	0.46
67:T:35:ILE:HB	67:T:38:VAL:HG22	1.97	0.46
21:O:155:ARG:NH2	21:O:172:TYR:HA	2.31	0.46
1:1:194:U:H2'	1:1:195:U:C6	2.49	0.46
1:1:209:A:H4'	1:1:211:A:C8	2.50	0.46
1:1:2534:G:H2'	1:1:2535:A:H8	1.79	0.46
1:1:2626:A:C4	1:1:2644:C:H5'	2.51	0.46
1:1:541:U:O4	84:1:3725:OHX:N2	2.49	0.46
25:6:1175:U:H2'	25:6:1176:G:C8	2.49	0.46
25:6:1552:U:H2'	25:6:1553:G:O4'	2.15	0.46
25:6:358:U:O2'	25:6:360:A:H5''	2.15	0.46
25:6:855:A:C2	25:6:857:U:H1'	2.50	0.46
25:A:1218:G:N2	25:A:1444:A:OP2	2.32	0.46
25:A:1583:A:N1	25:A:1611:A:H5''	2.30	0.46
25:A:1623:C:H2'	25:A:1624:C:C6	2.50	0.46
43:AO:9:ARG:NH2	25:A:1642:G:O3'	2.48	0.46
25:A:407:A:H5'	55:H:94:ARG:HH21	1.80	0.46
25:A:577:G:H8	25:A:577:G:H3'	1.80	0.46
25:A:941:A:N7	25:A:942:G:H1'	2.30	0.46
32:AD:27:TYR:O	32:AD:31:VAL:HG23	2.15	0.46
34:AF:4:LEU:HD12	34:AF:5:PRO:HD2	1.96	0.46
45:AQ:33:GLN:HB3	45:AQ:69:TYR:HB3	1.97	0.46

Continued on next page...

Continued from previous page...

Atom-1	Atom-2	Interatomic distance (Å)	Clash overlap (Å)
1:AR:2312:A:OP2	84:AR:3478:OHX:N2	2.49	0.46
1:AR:2617:U:H3'	31:DD:3:LYS:HD3	1.97	0.46
1:AR:2773:C:H2'	1:AR:2774:C:C6	2.50	0.46
1:AR:360:G:OP1	39:DL:25:ARG:NH1	2.49	0.46
1:AR:715:A:OP2	30:DC:114:GLY:N	2.45	0.46
49:B:163:ASN:OD1	49:B:165:ARG:HB2	2.15	0.46
10:CJ:205:ALA:HA	10:CJ:208:GLU:HB2	1.96	0.46
12:CL:87:LEU:HD23	12:CL:138:VAL:CG2	2.44	0.46
27:CZ:34:LEU:HD13	27:CZ:35:PRO:O	2.14	0.46
30:DC:125:VAL:O	30:DC:146:GLU:N	2.32	0.46
39:DL:28:HIS:CD2	39:DL:31:LYS:HE2	2.50	0.46
53:F:187:ARG:HD3	53:F:187:ARG:O	2.15	0.46
59:L:3:MET:SD	59:L:8:ARG:NH1	2.89	0.46
21:O:71:LYS:O	21:O:73:LYS:NZ	2.45	0.46
1:1:2419:A:H2'	1:1:2420:C:H6	1.80	0.46
1:1:2609:A:H2'	1:1:2610:G:C8	2.50	0.46
1:1:2850:G:O6	84:1:3613:OHX:N6	2.48	0.46
1:1:409:A:OP2	84:1:3594:OHX:N3	2.48	0.46
1:1:92:G:H5'	1:1:93:C:C5'	2.46	0.46
22:2:9:SER:O	22:2:10:ARG:HB2	2.16	0.46
25:6:1699:G:O2'	25:6:1702:A:N6	2.48	0.46
25:6:525:A:H2'	25:6:526:A:C8	2.49	0.46
25:6:561:G:C2	25:6:585:A:C2	3.03	0.46
25:6:624:G:H2'	25:6:625:C:C6	2.50	0.46
25:6:89:G:O6	84:6:1945:OHX:N2	2.49	0.46
25:A:730:G:H2'	25:A:730:G:N3	2.31	0.46
37:AI:86:ARG:O	37:AI:90:ARG:HG2	2.16	0.46
1:AR:126:U:OP1	16:CP:144:ARG:NH1	2.43	0.46
1:AR:1495:U:H5	1:AR:1835:A:N1	2.14	0.46
1:AR:1944:U:H2'	1:AR:1945:A:C8	2.51	0.46
1:AR:352:A:H61	1:AR:365:A:H5''	1.80	0.46
1:AR:92:G:H5'	1:AR:93:C:H5''	1.96	0.46
1:AR:985:U:H2'	1:AR:986:U:H6	1.78	0.46
49:B:109:ASN:OD1	49:B:111:ILE:HG22	2.15	0.46
50:C:181:LEU:O	50:C:185:THR:N	2.41	0.46
5:CE:221:THR:HG22	5:CE:222:LYS:O	2.15	0.46
5:CE:58:ARG:NH1	5:CE:352:GLU:OE1	2.47	0.46
6:CF:311:HIS:CE1	6:CF:314:LYS:HA	2.50	0.46
9:CI:214:TRP:CE2	9:CI:219:LYS:HD2	2.50	0.46
12:CL:55:ASN:O	12:CL:131:ILE:HG12	2.16	0.46
19:CS:34:THR:HG22	19:CS:49:LEU:HD21	1.97	0.46

Continued on next page...

Continued from previous page...

Atom-1	Atom-2	Interatomic distance (Å)	Clash overlap (Å)
26:CY:47:ARG:O	26:CY:55:PHE:HD2	1.99	0.46
32:DE:26:GLY:O	32:DE:30:THR:HG23	2.16	0.46
56:I:99:LEU:HD12	56:I:116:ARG:HG2	1.98	0.46
1:1:114:A:H2'	1:1:115:A:O4'	2.16	0.46
1:1:1523:U:OP1	1:1:1607:U:N3	2.48	0.46
1:1:1615:C:H2'	1:1:1616:U:C6	2.51	0.46
1:1:2416:U:H2'	1:1:2417:U:H6	1.78	0.46
1:1:2768:U:H2'	1:1:2769:A:C8	2.51	0.46
1:1:3276:G:H1	35:AG:60:ARG:HH12	1.63	0.46
3:4:30:C:H2'	3:4:31:G:H8	1.81	0.46
25:6:1255:G:O2'	25:6:1256:A:O5'	2.28	0.46
25:6:1285:U:O2'	25:6:1286:U:OP1	2.28	0.46
25:6:1535:U:O2'	25:6:1536:G:O5'	2.33	0.46
25:A:1274:C:H5	56:I:96:ARG:HG2	109.65	0.46
25:A:1366:U:O2'	68:U:7:ARG:NH1	2.42	0.46
25:A:1535:U:O2'	25:A:1536:G:H5''	2.15	0.46
25:A:978:A:O2'	25:A:1787:C:O2	2.31	0.46
25:A:452:A:H3'	25:A:453:U:H6	1.78	0.46
34:AF:79:VAL:HG13	34:AF:111:ARG:HG2	1.98	0.46
38:AJ:43:LEU:O	38:AJ:47:ILE:HG13	2.16	0.46
1:AR:1740:U:H4'	1:AR:1741:A:H5'	1.97	0.46
1:AR:1913:A:N3	1:AR:2120:A:H2'	2.31	0.46
1:AR:2211:U:OP2	84:AR:3721:OHX:N1	2.49	0.46
1:AR:2544:U:H2'	1:AR:2545:C:C6	2.51	0.46
1:AR:2699:G:OP2	84:AR:3432:OHX:N1	2.48	0.46
1:AR:2756:C:O4'	22:CV:49:GLN:HG2	2.16	0.46
1:AR:3056:U:OP2	84:AR:3442:OHX:N2	2.48	0.46
1:AR:607:A:OP1	8:CH:24:ALA:N	2.41	0.46
1:AR:916:G:N7	1:AR:924:G:C5	2.83	0.46
3:AT:100:U:OP2	84:AT:205:OHX:N1	2.48	0.46
5:CE:305:ILE:HG12	5:CE:321:PHE:CZ	2.51	0.46
6:CF:30:ILE:O	6:CF:32:PRO:HD3	2.15	0.46
1:AR:3186:A:O2'	11:CK:42:ASP:HA	2.15	0.46
11:CK:80:THR:HG22	11:CK:84:LYS:HD2	1.97	0.46
17:CQ:28:LEU:HD22	17:CQ:94:ARG:NH1	2.29	0.46
24:CX:87:ARG:HH12	24:CX:137:VAL:HG21	1.79	0.46
51:D:140:ARG:HH22	51:D:228:ASN:ND2	2.09	0.46
39:DL:52:LYS:HB3	39:DL:56:ARG:NH1	2.30	0.46
54:G:42:LEU:HB2	54:G:46:TRP:O	2.15	0.46
65:R:92:TYR:O	65:R:96:TYR:HB2	2.14	0.46
1:1:1100:U:H2'	1:1:1101:G:O4'	2.16	0.46

Continued on next page...

Continued from previous page...

Atom-1	Atom-2	Interatomic distance (Å)	Clash overlap (Å)
1:1:2392:C:H5''	1:1:2393:G:OP2	2.16	0.46
1:1:2532:U:H3	1:1:2547:A:H61	1.64	0.46
1:1:2754:G:O2'	1:1:2755:C:OP1	2.31	0.46
1:1:7:C:H2'	1:1:8:C:C6	2.51	0.46
25:6:336:G:H2'	25:6:338:C:H5	1.81	0.46
25:A:1202:A:H2'	25:A:1203:A:H5''	1.98	0.46
25:A:1317:C:H2'	25:A:1318:G:O4'	2.15	0.46
25:A:1474:G:OP2	54:G:109:LYS:NZ	2.46	0.46
25:A:1610:G:H5''	54:G:107:LYS:HB2	1.96	0.46
25:A:577:G:C8	25:A:577:G:H3'	2.51	0.46
29:AA:58:GLY:O	29:AA:61:LYS:HB2	2.15	0.46
32:AD:13:LYS:HB3	32:AD:100:ILE:CG2	2.44	0.46
1:AR:1911:A:H2	1:AR:2122:G:C8	2.33	0.46
1:AR:2148:U:O2'	4:CD:182:ALA:HB2	2.16	0.46
1:AR:2196:C:H2'	1:AR:2242:A:H61	1.81	0.46
1:AR:2653:C:OP1	44:DQ:89:LYS:HB2	2.15	0.46
1:AR:2794:G:N7	84:AR:3490:OHX:N1	2.64	0.46
1:AR:3099:C:O2'	1:AR:3100:U:H5'	2.16	0.46
1:AR:383:G:O6	84:AR:3571:OHX:N3	2.47	0.46
49:B:117:GLU:OE2	51:D:39:THR:HA	2.15	0.46
50:C:128:LYS:HE3	50:C:132:ASP:OD1	2.15	0.46
50:C:97:LEU:HG	50:C:232:HIS:CE1	2.50	0.46
6:CF:292:SER:OG	6:CF:293:SER:N	2.49	0.46
1:AR:610:G:C8	6:CF:312:VAL:HG21	2.51	0.46
7:CG:233:ALA:O	7:CG:236:LEU:HB2	2.15	0.46
8:CH:76:LEU:HD11	8:CH:141:VAL:HG21	1.97	0.46
13:CM:150:ASN:C	13:CM:152:HIS:H	2.17	0.46
1:AR:2352:A:OP1	18:CR:82:ARG:HB3	2.16	0.46
24:CX:93:LEU:HA	26:CY:20:LEU:O	2.16	0.46
32:DE:34:LEU:HD12	32:DE:34:LEU:HA	1.64	0.46
44:DQ:23:HIS:CE1	44:DQ:74:CYS:HB2	2.50	0.46
25:A:1681:A:H1'	55:H:66:GLY:HA2	1.98	0.46
58:K:119:ALA:HA	58:K:124:HIS:HD2	1.80	0.46
54:G:76:ARG:NH2	65:R:120:ASP:OD1	2.49	0.46
25:A:568:G:H5'	72:Y:89:ASN:O	2.16	0.46
1:1:174:C:H2'	1:1:175:C:C6	2.50	0.46
1:1:2651:G:H5''	1:1:2652:U:O4'	2.16	0.46
1:1:1829:G:O6	84:1:3553:OHX:N6	2.49	0.46
25:6:151:G:H2'	25:6:152:U:C6	2.51	0.46
25:6:1783:C:H2'	25:6:1784:C:H6	1.80	0.46
25:6:255:U:H2'	25:6:256:A:C8	2.51	0.46

Continued on next page...

Continued from previous page...

Atom-1	Atom-2	Interatomic distance (Å)	Clash overlap (Å)
25:6:654:C:H2'	25:6:655:G:C8	2.51	0.46
25:A:320:U:H2'	25:A:321:C:C6	2.51	0.46
25:A:848:C:H2'	25:A:849:C:H6	1.80	0.46
25:A:89:G:C6	25:A:90:C:C4	3.04	0.46
25:A:876:G:H2'	25:A:943:C:O2	2.15	0.46
29:AA:14:VAL:HG22	36:AH:86:LYS:HG2	1.97	0.46
38:AJ:34:SER:HG	38:AJ:37:THR:HG1	1.60	0.46
1:1:272:G:H1'	38:AJ:82:ARG:NH1	2.29	0.46
40:AL:24:THR:HG23	40:AL:44:LYS:HB2	1.97	0.46
45:AQ:55:TRP:O	45:AQ:64:VAL:N	2.42	0.46
1:AR:1424:C:H2'	1:AR:1425:U:O4'	2.15	0.46
1:AR:2111:G:H4'	1:AR:2112:U:OP2	2.16	0.46
1:AR:242:C:HO2'	1:AR:243:G:C5'	2.29	0.46
1:AR:2674:A:OP2	84:AR:3656:OHX:N3	2.49	0.46
1:AR:2960:C:H2'	1:AR:2961:G:C8	2.51	0.46
1:AR:2987:A:H5''	17:CQ:68:ARG:HH12	1.81	0.46
1:AR:3155:U:H3'	1:AR:3156:U:H4'	1.98	0.46
1:AR:3189:G:H2'	1:AR:3190:C:C6	2.50	0.46
1:AR:3207:U:O2'	1:AR:3208:G:H3'	2.15	0.46
1:AR:744:A:H2'	1:AR:745:C:O4'	2.15	0.46
2:AS:112:G:H2'	2:AS:113:C:C6	2.51	0.46
2:AS:28:C:H1'	2:AS:55:A:H61	1.80	0.46
6:CF:186:LYS:HB2	6:CF:200:THR:HG22	1.98	0.46
7:CG:79:TYR:HB2	7:CG:81:HIS:CE1	2.51	0.46
10:CJ:178:ALA:HB2	10:CJ:218:ILE:HG23	1.97	0.46
12:CL:80:SER:CB	12:CL:144:ASN:HD21	2.28	0.46
19:CS:79:LYS:HA	19:CS:136:ASN:OD1	2.16	0.46
22:CV:82:ASN:O	31:DD:21:ILE:HA	2.14	0.46
51:D:227:PRO:HA	51:D:230:TRP:CD2	2.51	0.46
39:DL:17:THR:HG22	39:DL:18:LEU:H	1.80	0.46
45:DR:49:ARG:HB2	45:DR:55:TRP:CZ3	2.50	0.46
60:M:53:TYR:HD1	60:M:55:ASP:H	1.62	0.46
66:S:43:SER:OG	66:S:46:LEU:HB2	2.16	0.46
67:T:14:ILE:O	67:T:14:ILE:HG13	2.15	0.46
68:U:14:PHE:CD1	68:U:63:ARG:HD3	2.51	0.46
1:1:1210:U:H2'	1:1:1211:U:C6	2.50	0.46
1:1:1854:C:OP1	84:1:3572:OHX:N3	2.49	0.46
1:1:40:A:C2	30:AB:40:HIS:CE1	3.04	0.46
25:6:1357:A:H2'	25:6:1358:G:C8	2.49	0.46
25:6:1629:G:H2'	25:6:1630:U:O4'	2.16	0.46
25:6:40:A:O2'	84:6:1963:OHX:N1	2.49	0.46

Continued on next page...

Continued from previous page...

Atom-1	Atom-2	Interatomic distance (Å)	Clash overlap (Å)
25:A:1542:G:N2	25:A:1568:C:H1'	2.31	0.46
25:A:1317:C:OP2	84:A:1963:OHX:N3	2.49	0.46
33:AE:19:ARG:HB3	33:AE:35:GLU:HG2	1.97	0.46
1:1:361:A:O3'	39:AK:45:ARG:NH2	2.48	0.46
1:AR:1804:A:H2'	1:AR:1805:C:H6	1.81	0.46
1:AR:2339:C:P	24:CX:48:ARG:HG2	2.56	0.46
1:AR:2552:C:H5	32:DE:53:LYS:NZ	2.13	0.46
1:AR:3082:C:OP2	84:AR:3442:OHX:N4	2.49	0.46
1:AR:620:U:H2'	1:AR:621:A:C4'	2.41	0.46
1:AR:748:U:H2'	1:AR:749:C:H6	1.81	0.46
1:AR:860:G:N7	4:CD:181:LYS:HB2	2.30	0.46
50:C:207:LEU:HB3	50:C:208:GLN:H	1.49	0.46
5:CE:384:LYS:O	5:CE:384:LYS:HG2	2.16	0.46
6:CF:295:ILE:O	6:CF:299:ILE:HG12	2.15	0.46
12:CL:77:THR:HG23	12:CL:85:PHE:HZ	1.81	0.46
16:CP:48:ALA:C	16:CP:53:TYR:HB3	2.36	0.46
24:CX:127:PRO:HA	24:CX:130:ALA:HB3	1.98	0.46
30:DC:126:LYS:HA	30:DC:146:GLU:O	2.16	0.46
37:DJ:101:THR:HG23	37:DJ:104:GLN:H	1.81	0.46
54:G:44:ASN:O	54:G:45:LYS:HG2	2.16	0.46
25:A:400:A:H5''	57:J:25:ARG:HA	1.98	0.46
63:P:16:VAL:O	63:P:30:VAL:HA	2.15	0.46
67:T:35:ILE:HB	67:T:38:VAL:CG2	2.46	0.46
69:V:50:LEU:HD23	69:V:94:GLU:O	2.16	0.46
73:Z:94:TYR:HB2	73:Z:96:LEU:HG	1.97	0.46
1:1:1108:U:H2'	1:1:1109:U:C6	2.50	0.46
1:1:1210:U:H2'	1:1:1211:U:H6	1.81	0.46
1:1:1288:U:H2'	1:1:1289:G:C8	2.47	0.46
1:1:1430:U:H2'	30:AB:9:ARG:HH22	1.81	0.46
1:1:1767:C:H2'	1:1:1768:U:H6	1.81	0.46
1:1:210:U:C2	1:1:230:U:H4'	2.51	0.46
1:1:3107:U:H2'	1:1:3108:G:C8	2.50	0.46
84:1:3618:OHX:N1	38:AJ:28:TYR:O	2.49	0.46
25:6:1451:C:H2'	25:6:1452:U:H6	1.81	0.46
25:6:200:A:H2'	25:6:201:G:C8	2.49	0.46
3:4:99:C:OP1	27:8:53:HIS:NE2	2.49	0.46
25:A:1022:C:H4'	25:A:1124:A:N6	2.31	0.46
25:A:1459:C:OP2	67:T:138:THR:OG1	2.26	0.46
25:A:231:U:O2'	25:A:232:U:H5''	2.16	0.46
25:A:102:U:O4	25:A:360:A:H2'	2.16	0.46
29:AA:108:GLU:O	29:AA:112:LYS:HG3	2.16	0.46

Continued on next page...

Continued from previous page...

Atom-1	Atom-2	Interatomic distance (Å)	Clash overlap (Å)
32:AD:104:LEU:HD12	32:AD:105:ALA:N	2.31	0.46
32:AD:78:GLY:HA2	32:AD:87:VAL:HG12	1.97	0.46
1:AR:1014:U:H3	1:AR:1036:A:H61	1.64	0.46
1:AR:1807:G:C6	1:AR:1808:G:N1	2.84	0.46
1:AR:2260:U:H2'	1:AR:2261:G:C8	2.50	0.46
1:AR:77:A:N7	14:CN:73:ARG:NH1	2.64	0.46
49:B:120:LEU:HD13	49:B:142:PRO:HB2	1.96	0.46
4:CD:45:VAL:HG12	4:CD:88:ILE:HD11	1.98	0.46
9:CI:95:ILE:HD12	9:CI:133:TYR:CE1	2.51	0.46
15:CO:8:LYS:HB3	15:CO:9:ALA:H	1.63	0.46
26:CY:6:ASP:HB3	26:CY:11:ALA:H	1.81	0.46
33:DF:53:PRO:O	33:DF:57:GLN:HG3	2.16	0.46
53:F:184:THR:HA	53:F:189:LEU:HD12	1.98	0.46
53:F:241:GLY:O	53:F:244:ILE:HG12	2.16	0.46
66:S:106:THR:O	66:S:109:LEU:HB3	2.16	0.46
73:Z:47:VAL:HG23	73:Z:48:TYR:CD2	2.51	0.46
1:1:1103:A:H2'	1:1:1103:A:N3	2.31	0.46
1:1:1230:G:N2	1:1:1279:C:N3	2.53	0.46
1:1:15:C:P	27:8:42:ARG:HE	2.38	0.46
1:1:1699:A:H2'	1:1:1700:G:C8	2.50	0.46
1:1:1834:U:H3'	1:1:1835:A:H5'	1.97	0.46
1:1:2101:C:O2'	1:1:2102:U:H5''	2.16	0.46
1:1:2747:A:H2'	1:1:2748:A:C8	2.50	0.46
1:1:314:U:H2'	1:1:315:C:C6	2.50	0.46
1:1:3354:U:OP1	1:1:3356:G:H5'	2.16	0.46
3:4:36:G:N2	3:4:37:A:N1	2.64	0.46
25:6:1488:G:H3'	25:6:1515:A:H61	1.81	0.46
25:6:38:C:H2'	25:6:39:A:H5'	1.97	0.46
25:A:1603:U:H2'	25:A:1604:U:C6	2.51	0.46
25:A:358:U:O4	84:A:1938:OHX:N5	2.49	0.46
25:A:450:U:H2'	25:A:451:A:C8	2.51	0.46
25:A:459:G:O3'	84:A:2021:OHX:N2	2.49	0.46
27:8:68:THR:HG21	37:AI:36:LEU:HD13	1.97	0.46
1:AR:1093:A:N3	1:AR:1096:U:N3	2.64	0.46
1:AR:1346:G:N7	84:AR:3568:OHX:N2	2.63	0.46
1:AR:1524:A:O2'	1:AR:1526:U:OP2	2.27	0.46
1:AR:1592:G:OP1	36:DI:58:ARG:NH1	2.41	0.46
1:AR:2203:U:H4'	4:CD:241:ARG:HA	1.98	0.46
1:AR:2294:U:O2	1:AR:2296:A:H8	1.99	0.46
1:AR:2676:A:H4'	1:AR:2677:G:O5'	2.15	0.46
1:AR:295:A:N3	38:DK:82:ARG:NH1	2.64	0.46

Continued on next page...

Continued from previous page...

Atom-1	Atom-2	Interatomic distance (Å)	Clash overlap (Å)
1:AR:2984:C:H2'	1:AR:2985:C:H6	1.81	0.46
1:AR:339:C:OP1	1:AR:1380:G:O2'	2.32	0.46
1:AR:355:A:N1	6:CF:82:THR:OG1	2.37	0.46
1:AR:801:A:OP1	30:DC:27:LYS:NZ	2.44	0.46
20:CT:43:LYS:HA	20:CT:46:LYS:HG2	1.98	0.46
22:CV:78:LYS:O	22:CV:85:LEU:N	2.36	0.46
36:DI:66:SER:OG	36:DI:69:HIS:ND1	2.48	0.46
37:DJ:10:ARG:NH1	37:DJ:60:GLU:OE1	2.46	0.46
37:DJ:31:LEU:O	37:DJ:35:LYS:N	2.49	0.46
3:AT:43:A:H62	39:DL:65:ARG:HH12	1.63	0.46
53:F:31:PRO:HB2	53:F:38:LEU:HD22	1.97	0.46
54:G:65:ARG:HA	54:G:67:PRO:HD3	1.98	0.46
64:Q:69:GLU:OE1	84:Q:201:OHX:N6	2.49	0.46
64:Q:19:GLY:N	67:T:93:THR:O	2.42	0.46
1:1:2144:A:C4	1:1:2281:A:C6	3.04	0.45
1:1:2741:C:HO2'	44:AP:20:HIS:CE1	2.27	0.45
1:1:2718:U:OP2	84:1:3521:OHX:N3	2.49	0.45
1:1:352:A:N6	1:1:365:A:H5"	2.31	0.45
84:1:3730:OHX:N1	84:AE:201:OHX:N4	2.64	0.45
1:1:817:A:N3	39:AK:11:ARG:HB3	2.31	0.45
25:6:1350:U:H2'	25:6:1351:G:H8	1.81	0.45
25:6:1533:C:H4'	25:6:1539:G:H1	1.81	0.45
25:6:736:C:H2'	25:6:737:A:H8	1.81	0.45
25:A:704:C:H4'	25:A:705:U:OP1	2.15	0.45
25:A:995:A:H2'	25:A:996:U:O4'	2.16	0.45
32:AD:76:GLU:O	32:AD:80:ALA:N	2.46	0.45
33:AE:42:LEU:HA	33:AE:42:LEU:HD12	1.81	0.45
37:AI:71:LYS:HZ1	28:DA:126:LEU:HG	1.81	0.45
1:AR:980:A:H2	1:AR:1104:G:HO2'	1.64	0.45
1:AR:123:A:C6	1:AR:150:A:C5	3.04	0.45
1:AR:1874:A:H5"	20:CT:18:GLY:HA3	1.98	0.45
1:AR:2623:G:H2'	1:AR:2624:G:H8	1.82	0.45
1:AR:283:G:O6	1:AR:304:G:H1'	2.16	0.45
1:AR:3065:G:H2'	1:AR:3066:U:O4'	2.16	0.45
3:AT:103:G:O5'	3:AT:103:G:H8	1.99	0.45
3:AT:13:A:C6	3:AT:14:C:C4	3.04	0.45
11:CK:38:LEU:HD23	11:CK:38:LEU:HA	1.66	0.45
1:AR:1940:G:OP1	20:CT:80:LYS:HE3	2.16	0.45
21:CU:132:THR:C	21:CU:134:ASP:H	2.17	0.45
21:CU:42:TRP:NE1	21:CU:58:ILE:HD11	2.32	0.45
51:D:111:VAL:O	51:D:136:VAL:HA	2.16	0.45

Continued on next page...

Continued from previous page...

Atom-1	Atom-2	Interatomic distance (Å)	Clash overlap (Å)
1:AR:1367:G:H5'	34:DG:45:ARG:HH21	1.81	0.45
27:CZ:68:THR:HG21	37:DJ:36:LEU:HD13	1.98	0.45
41:DN:43:ASN:OD1	41:DN:45:ARG:HB2	2.16	0.45
1:AR:2765:C:O3'	44:DQ:39:GLY:HA3	2.16	0.45
54:G:73:THR:HG23	65:R:114:ARG:HG2	1.97	0.45
55:H:58:LYS:O	55:H:59:GLN:HB2	2.16	0.45
55:H:64:LYS:O	55:H:100:ALA:HB2	2.15	0.45
25:A:1559:A:C6	67:T:134:ARG:HD2	2.51	0.45
1:1:1033:U:H2'	1:1:1034:U:C6	2.51	0.45
1:1:1439:U:H2'	1:1:1440:G:C8	2.52	0.45
1:1:2124:G:O2'	1:1:2125:A:H5'	2.16	0.45
1:1:2765:C:O3'	44:AP:39:GLY:HA3	2.15	0.45
1:1:2904:U:H2'	1:1:2905:U:H6	1.81	0.45
1:1:2247:G:OP1	84:1:3603:OHX:N2	2.50	0.45
1:1:1464:G:N7	84:1:3730:OHX:N6	2.64	0.45
2:3:103:A:H2'	2:3:104:A:O4'	2.16	0.45
2:3:93:C:O2'	2:3:94:C:H5'	2.16	0.45
25:6:445:A:H1'	25:6:525:A:OP1	2.16	0.45
25:A:1303:U:O4	84:A:1955:OHX:N6	2.49	0.45
25:A:246:G:O4'	53:F:202:ASP:HB3	2.16	0.45
25:A:354:C:OP2	84:A:1905:OHX:N4	2.49	0.45
1:1:361:A:H5'	39:AK:35:SER:OG	2.16	0.45
1:AR:65:A:H5''	1:AR:111:C:N4	2.31	0.45
1:AR:1547:G:OP1	16:CP:108:ARG:NH2	2.46	0.45
1:AR:677:A:H4'	1:AR:678:G:O5'	2.17	0.45
5:CE:347:SER:O	5:CE:348:ARG:HB3	2.16	0.45
7:CG:51:LEU:HB3	7:CG:146:LEU:HA	1.98	0.45
9:CI:127:LEU:HD23	9:CI:127:LEU:HA	1.84	0.45
9:CI:144:ILE:O	9:CI:148:VAL:HG23	2.16	0.45
18:CR:23:ARG:HE	18:CR:125:GLN:HG3	1.81	0.45
27:CZ:80:ASN:O	27:CZ:125:ARG:HG2	2.16	0.45
29:DB:46:ILE:HD11	29:DB:48:ARG:C	2.37	0.45
31:DD:23:LYS:CD	31:DD:24:PRO:HD2	2.45	0.45
36:DI:82:ALA:O	36:DI:85:VAL:N	2.48	0.45
53:F:214:LEU:HD12	53:F:214:LEU:HA	1.66	0.45
56:I:164:TYR:CE2	56:I:165:LYS:HG3	2.51	0.45
84:1:3404:OHX:N1	61:N:29:LYS:O	186.82	0.45
25:A:959:U:C6	62:O:61:THR:HB	2.52	0.45
68:U:76:LEU:HD22	68:U:80:TYR:CE2	2.51	0.45
69:V:96:PRO:HG2	69:V:99:ILE:HG22	1.98	0.45
72:Y:68:ILE:O	72:Y:70:LYS:NZ	2.44	0.45

Continued on next page...

Continued from previous page...

Atom-1	Atom-2	Interatomic distance (Å)	Clash overlap (Å)
1:1:1116:G:N2	1:1:2817:A:O4'	2.49	0.45
1:1:1658:G:H2'	1:1:1659:U:C6	2.52	0.45
1:1:1743:G:H2'	1:1:1744:G:H8	1.81	0.45
1:1:208:C:C2	1:1:209:A:C8	3.05	0.45
1:1:198:A:C6	1:1:219:A:C6	3.04	0.45
1:1:2227:C:H2'	1:1:2228:A:H8	1.81	0.45
1:1:2255:A:H5'	1:1:2261:G:H22	1.80	0.45
1:1:2986:U:H2'	1:1:2987:A:C8	2.52	0.45
1:1:3198:U:H3'	1:1:3199:G:H5'	1.99	0.45
1:1:3151:U:H4'	1:1:3294:A:C1'	2.47	0.45
22:2:65:TYR:CD1	22:2:66:ASN:HB2	2.51	0.45
3:4:121:U:H2'	3:4:122:U:C6	2.51	0.45
25:6:1148:C:O2'	25:6:1149:G:H5'	2.16	0.45
25:6:1579:U:H2'	25:6:1580:C:C6	2.51	0.45
25:6:293:U:OP2	84:6:1993:OHX:N2	2.50	0.45
25:A:1103:U:H2'	25:A:1104:U:C6	2.52	0.45
25:A:1335:U:H3	25:A:1416:G:H1	1.64	0.45
25:A:1469:A:H4'	25:A:1541:G:H4'	1.98	0.45
25:A:223:U:H2'	25:A:224:C:C6	2.52	0.45
25:A:304:U:H2'	25:A:305:C:C6	2.51	0.45
25:A:319:U:H5'	25:A:320:U:H5	1.80	0.45
44:AP:65:THR:OG1	44:AP:87:ARG:HD3	2.15	0.45
1:AR:2278:C:C2	1:AR:2307:G:N2	2.84	0.45
1:AR:2303:A:OP1	43:DP:23:ARG:NH2	2.49	0.45
1:AR:3317:U:H4'	1:AR:3318:G:O5'	2.16	0.45
49:B:30:GLN:OE1	49:B:149:LEU:HD13	2.16	0.45
5:CE:56:ILE:HA	5:CE:56:ILE:HD12	1.60	0.45
17:CQ:162:VAL:O	17:CQ:166:GLU:HG3	2.17	0.45
15:CO:38:ILE:CD1	21:CU:150:PHE:HE1	2.30	0.45
51:D:228:ASN:OD1	51:D:228:ASN:N	2.50	0.45
29:DB:17:ARG:O	29:DB:19:ALA:N	2.48	0.45
36:DI:109:THR:HA	36:DI:112:ALA:HB3	1.98	0.45
1:AR:309:U:OP1	38:DK:84:LYS:HE2	2.16	0.45
62:O:55:ARG:HA	62:O:60:VAL:O	2.17	0.45
64:Q:75:PRO:HA	64:Q:93:VAL:O	2.17	0.45
66:S:88:VAL:HG13	66:S:89:SER:N	2.31	0.45
67:T:82:PRO:HB3	67:T:84:TRP:CE2	2.51	0.45
67:T:81:ILE:HG22	67:T:86:LEU:HD21	1.98	0.45
52:E:40:ARG:HB2	69:V:67:THR:CG2	32.17	0.45
71:X:94:LEU:HA	71:X:95:PRO:HD3	1.86	0.45
1:1:534:U:O2	21:O:146:LYS:HA	2.15	0.45

Continued on next page...

Continued from previous page...

Atom-1	Atom-2	Interatomic distance (Å)	Clash overlap (Å)
1:1:1350:A:H2'	1:1:1351:U:C6	2.52	0.45
1:1:1456:A:N6	1:1:1477:A:H4'	2.31	0.45
1:1:2137:U:OP2	1:1:2142:A:N6	2.48	0.45
1:1:2533:G:N7	84:1:3535:OHX:N4	2.64	0.45
1:1:2726:C:H5	84:1:3447:OHX:N4	2.15	0.45
1:1:2812:C:O2'	1:1:2813:A:H5'	2.16	0.45
1:1:90:C:H2'	1:1:91:G:H5'	1.97	0.45
3:4:143:U:H2'	3:4:144:G:O4'	2.16	0.45
25:6:1563:C:H2'	25:6:1564:U:C6	2.51	0.45
25:A:26:A:O2'	25:A:27:U:O5'	2.31	0.45
25:A:340:U:H2'	25:A:341:A:C8	2.52	0.45
25:A:848:C:H2'	25:A:849:C:C6	2.52	0.45
25:A:922:G:H2'	25:A:923:A:C8	2.51	0.45
1:AR:1621:A:H2'	1:AR:1622:U:C6	2.51	0.45
1:AR:1767:C:H2'	1:AR:1768:U:C6	2.52	0.45
1:AR:2152:A:H2'	1:AR:2153:U:C6	2.51	0.45
1:AR:2724:U:H3	1:AR:2732:G:H1	1.65	0.45
1:AR:3047:U:O2'	1:AR:3048:A:H5'	2.16	0.45
1:AR:563:U:H2'	1:AR:564:G:H8	1.80	0.45
5:CE:148:LEU:HD12	5:CE:148:LEU:HA	1.78	0.45
14:CN:158:ALA:O	30:DC:124:ILE:HD11	2.16	0.45
20:CT:100:ARG:HH11	20:CT:100:ARG:HG2	1.82	0.45
21:CU:131:LYS:O	21:CU:134:ASP:HB2	2.15	0.45
1:AR:1812:G:O6	29:DB:64:LYS:HD2	2.16	0.45
32:DE:13:LYS:HD2	32:DE:99:ASP:OD1	2.17	0.45
32:DE:24:THR:CG2	32:DE:91:SER:HB3	2.46	0.45
37:DJ:83:LYS:O	37:DJ:89:ARG:NE	2.49	0.45
44:DQ:8:ARG:HH22	44:DQ:83:LEU:HD12	1.81	0.45
52:E:168:ILE:HG22	52:E:189:MET:HB2	1.99	0.45
53:F:37:LYS:HB2	53:F:40:GLU:HG2	1.98	0.45
1:1:1069:C:H2'	1:1:1070:U:H6	1.81	0.45
1:1:754:G:H2'	1:1:755:A:H8	1.82	0.45
1:1:846:A:H2'	1:1:847:A:O4'	2.17	0.45
25:6:1304:G:H5'	25:6:1322:A:OP2	2.17	0.45
25:6:1344:A:HO2'	25:6:1345:A:P	2.40	0.45
25:6:1518:C:OP2	84:6:2000:OHX:N1	2.50	0.45
25:6:348:U:O4	84:6:2021:OHX:N4	2.49	0.45
25:6:517:U:H2'	25:6:518:A:O4'	2.16	0.45
25:6:876:G:H1'	25:6:944:A:O4'	2.17	0.45
27:8:105:VAL:HA	27:8:130:TYR:CE2	2.52	0.45
25:A:1237:G:H2'	25:A:1238:A:C8	2.51	0.45

Continued on next page...

Continued from previous page...

Atom-1	Atom-2	Interatomic distance (Å)	Clash overlap (Å)
25:A:401:A:H4'	53:F:3:ARG:HD3	1.99	0.45
25:A:480:G:N2	25:A:509:G:H1'	2.29	0.45
25:A:851:U:H2'	25:A:852:C:C6	2.51	0.45
1:1:1456:A:N7	33:AE:26:LYS:HE2	2.32	0.45
37:AI:85:THR:HG22	37:AI:88:LEU:N	2.16	0.45
1:AR:1064:A:H5''	1:AR:1066:G:O4'	2.17	0.45
1:AR:1792:C:H2'	1:AR:1795:U:C5	2.52	0.45
1:AR:2858:U:O2'	1:AR:2887:A:N6	2.50	0.45
1:AR:290:G:H1'	16:CP:93:LYS:HD2	1.98	0.45
1:AR:3258:U:OP2	84:AR:3499:OHX:N4	2.50	0.45
84:AR:3443:OHX:N1	84:AR:3731:OHX:N3	2.63	0.45
1:AR:563:U:OP1	21:CU:71:LYS:NZ	2.47	0.45
1:AR:574:U:H2'	1:AR:575:G:H8	1.81	0.45
6:CF:82:THR:HG23	6:CF:84:ARG:N	2.27	0.45
9:CI:140:SER:O	9:CI:144:ILE:HG13	2.17	0.45
1:AR:269:G:H5'	16:CP:120:TRP:CE3	2.51	0.45
16:CP:38:ARG:CZ	16:CP:60:VAL:HG13	2.46	0.45
22:CV:34:TYR:CE2	22:CV:96:ILE:HG23	2.51	0.45
24:CX:75:PRO:HB2	24:CX:103:ALA:O	2.16	0.45
32:DE:44:ILE:HD13	32:DE:53:LYS:HG3	1.99	0.45
34:DG:41:VAL:HG12	34:DG:46:PHE:CD2	2.52	0.45
35:DH:31:LYS:HA	35:DH:31:LYS:HD2	1.74	0.45
38:DK:9:ILE:HA	38:DK:13:LYS:HD3	1.98	0.45
53:F:126:VAL:HG22	53:F:158:ASP:O	2.17	0.45
56:I:141:ARG:NH2	71:X:49:GLU:OE2	2.49	0.45
58:K:81:VAL:O	58:K:150:LEU:HD22	2.16	0.45
59:L:36:ASP:O	59:L:37:THR:HG23	2.17	0.45
64:Q:37:ALA:HB1	64:Q:38:PRO:HD2	1.98	0.45
68:U:15:ILE:HD13	68:U:60:SER:HA	1.97	0.45
68:U:66:TYR:HA	68:U:124:ILE:HG21	1.99	0.45
49:B:62:ARG:HH21	70:W:39:VAL:HG22	1.81	0.45
1:1:1378:U:H2'	1:1:1379:G:C8	2.52	0.45
1:1:2660:G:O3'	1:1:2749:G:N2	2.50	0.45
1:1:824:C:H2'	1:1:825:U:C6	2.52	0.45
3:4:30:C:H2'	3:4:31:G:C8	2.52	0.45
25:6:1078:C:H2'	25:6:1079:U:H6	1.81	0.45
25:6:1235:C:OP2	25:6:1245:G:H8	2.00	0.45
25:A:1163:A:N6	25:A:1164:G:C6	2.85	0.45
25:A:1759:C:H2'	25:A:1760:G:O4'	2.16	0.45
25:A:20:G:H5'	25:A:571:G:C8	2.52	0.45
34:AF:20:HIS:O	34:AF:21:HIS:HB2	2.16	0.45

Continued on next page...

Continued from previous page...

Atom-1	Atom-2	Interatomic distance (Å)	Clash overlap (Å)
36:AH:99:LYS:O	36:AH:103:LYS:HG2	2.15	0.45
1:AR:1410:U:O4	84:AR:3661:OHX:N6	2.50	0.45
1:AR:1933:A:OP2	84:AR:3416:OHX:N6	2.50	0.45
1:AR:2317:A:H2'	1:AR:2318:U:O4'	2.17	0.45
1:AR:2369:G:OP2	84:AR:3410:OHX:N5	2.49	0.45
1:AR:2651:G:H4'	1:AR:2652:U:OP2	2.17	0.45
1:AR:2834:G:N7	84:AR:3429:OHX:N2	2.65	0.45
4:CD:147:ARG:NH1	4:CD:155:LYS:HD3	2.32	0.45
6:CF:148:ILE:HA	6:CF:149:PRO:C	2.37	0.45
12:CL:68:ALA:HA	12:CL:158:LYS:HG3	1.99	0.45
16:CP:15:GLN:CG	38:DK:52:PRO:HD2	2.46	0.45
24:CX:45:ARG:HD2	24:CX:46:LEU:N	2.31	0.45
37:DJ:36:LEU:H	37:DJ:36:LEU:HG	1.55	0.45
53:F:158:ASP:OD1	53:F:175:PHE:N	2.50	0.45
54:G:59:VAL:C	54:G:61:TYR:H	2.19	0.45
56:I:58:LEU:HG	56:I:88:ARG:HD2	1.97	0.45
62:O:3:ARG:HG2	62:O:6:SER:OG	2.16	0.45
25:A:903:U:H5''	63:P:135:ARG:NH2	2.32	0.45
66:S:24:LEU:HA	66:S:24:LEU:HD23	1.65	0.45
69:V:68:ARG:NH2	69:V:77:LYS:HA	2.31	0.45
72:Y:69:ARG:HH11	72:Y:116:ASP:CG	2.20	0.45
1:1:1460:A:H2'	1:1:1461:A:C8	2.52	0.45
1:1:16:A:H2'	1:1:17:G:O4'	2.17	0.45
1:1:2762:A:N6	1:1:2800:G:H2'	2.32	0.45
1:1:792:G:O6	84:1:3687:OHX:N4	2.50	0.45
1:1:654:C:H2'	1:1:655:C:H6	1.80	0.45
23:5:85:LYS:HD2	23:5:85:LYS:HA	1.71	0.45
25:6:1042:G:N2	25:6:1077:C:O2	2.50	0.45
25:6:1282:U:OP1	84:6:1994:OHX:N4	2.50	0.45
25:6:1692:G:H2'	25:6:1693:A:H8	1.81	0.45
25:A:1114:G:O2'	25:A:1130:G:O6	2.30	0.45
25:A:1169:G:O2'	25:A:1576:A:N6	2.48	0.45
25:A:1400:A:H4'	66:S:60:ARG:HH22	1.80	0.45
25:A:1600:A:HO2'	25:A:1602:C:N4	2.15	0.45
25:A:385:A:H5''	57:J:22:ARG:HB3	1.99	0.45
25:A:704:C:OP2	25:A:704:C:H3'	2.17	0.45
30:AB:47:LYS:HE2	30:AB:48:TYR:CE1	2.52	0.45
32:AD:9:SER:OG	32:AD:10:ILE:N	2.49	0.45
32:AD:13:LYS:HD3	32:AD:100:ILE:HG22	1.97	0.45
33:AE:29:ALA:HA	33:AE:67:VAL:HG21	1.98	0.45
35:AG:90:PRO:C	35:AG:92:LYS:H	2.20	0.45

Continued on next page...

Continued from previous page...

Atom-1	Atom-2	Interatomic distance (Å)	Clash overlap (Å)
39:AK:39:TYR:CD1	39:AK:40:PRO:HA	2.51	0.45
1:AR:1580:A:H3'	1:AR:2522:G:C8	2.51	0.45
1:AR:2916:U:H5	1:AR:2935:U:HO2'	1.64	0.45
1:AR:3060:C:O2	1:AR:3332:U:O2'	2.30	0.45
1:AR:3218:A:H4'	1:AR:3219:G:O5'	2.17	0.45
1:AR:1674:G:N7	84:AR:3470:OHX:N1	2.64	0.45
1:AR:73:C:OP1	38:DK:15:LYS:N	2.50	0.45
2:AS:36:C:H2'	2:AS:37:G:C8	2.52	0.45
5:CE:84:VAL:CG2	5:CE:162:VAL:HB	2.46	0.45
6:CF:10:SER:OG	6:CF:14:GLU:HB2	2.16	0.45
6:CF:229:ASN:OD1	6:CF:230:VAL:N	2.50	0.45
12:CL:100:ASN:HB2	12:CL:118:ALA:O	2.17	0.45
13:CM:94:ARG:C	13:CM:96:PHE:H	2.19	0.45
1:AR:632:G:OP1	17:CQ:93:ALA:HB3	2.17	0.45
18:CR:96:GLN:O	18:CR:99:ALA:HB3	2.17	0.45
23:CW:33:TYR:CE2	23:CW:63:VAL:HG21	2.51	0.45
51:D:143:TYR:CZ	51:D:151:PRO:HG3	2.51	0.45
30:DC:28:HIS:CD2	30:DC:32:ARG:HG2	2.52	0.45
32:DE:43:ILE:HB	32:DE:90:VAL:HB	1.98	0.45
54:G:30:PRO:HB2	54:G:33:VAL:HG23	1.98	0.45
55:H:148:SER:O	55:H:148:SER:OG	2.34	0.45
61:N:29:LYS:HE2	61:N:100:TRP:NE1	2.32	0.45
61:N:33:ARG:HA	61:N:36:LEU:HD12	1.99	0.45
63:P:84:ARG:NE	63:P:84:ARG:H	6.49	0.45
68:U:57:ARG:HB2	68:U:57:ARG:HH11	1.81	0.45
72:Y:19:ARG:O	72:Y:23:ARG:HG2	2.17	0.45
1:1:1193:A:O2'	1:1:1194:G:H5'	2.17	0.45
1:1:1381:A:C2	1:1:1426:C:C2	3.05	0.45
1:1:1937:U:C4	1:1:1938:U:O4	2.69	0.45
1:1:2286:U:H6	1:1:2286:U:OP1	1.99	0.45
1:1:305:U:C5	1:1:2776:C:H1'	2.52	0.45
1:1:277:G:OP1	84:1:3414:OHX:N5	2.50	0.45
1:1:546:C:H5'	1:1:547:G:O4'	2.16	0.45
1:1:706:A:H4'	1:1:781:G:O2'	2.15	0.45
2:3:92:A:C4	2:3:93:C:H1'	2.52	0.45
25:6:1590:G:H2'	25:6:1591:C:C6	2.52	0.45
25:6:1620:C:HO2'	25:6:1621:U:P	2.39	0.45
25:6:845:G:H2'	25:6:846:G:C8	2.45	0.45
25:A:1119:G:O6	84:A:2026:OHX:N1	2.50	0.45
25:A:180:A:H2'	25:A:181:A:O4'	2.17	0.45
25:A:306:U:H2'	25:A:307:G:C8	2.51	0.45

Continued on next page...

Continued from previous page...

Atom-1	Atom-2	Interatomic distance (Å)	Clash overlap (Å)
1:AR:1062:A:OP2	84:AR:3720:OHX:N3	2.49	0.45
1:AR:1308:A:OP2	1:AR:2368:A:H4'	2.17	0.45
1:AR:1339:C:OP1	34:DG:61:LYS:HG3	2.17	0.45
1:AR:1415:U:O4	84:AR:3646:OHX:N1	2.50	0.45
1:AR:90:C:O2'	1:AR:282:G:OP1	2.28	0.45
1:AR:2842:U:OP1	1:AR:2844:C:N4	2.50	0.45
1:AR:297:G:O6	16:CP:12:ARG:NH1	2.49	0.45
1:AR:1525:G:N7	84:AR:3550:OHX:N3	2.65	0.45
1:AR:361:A:H5'	39:DL:35:SER:OG	2.17	0.45
1:AR:356:C:H42	1:AR:363:G:H1	1.65	0.45
1:AR:1121:U:OP2	84:AR:3645:OHX:N2	2.50	0.45
1:AR:501:A:O3'	8:CH:28:GLN:HB2	2.17	0.45
1:AR:851:C:O5'	1:AR:851:C:H6	1.99	0.45
2:AS:76:A:OP2	84:AS:201:OHX:N3	2.50	0.45
3:AT:141:C:H2'	3:AT:142:C:C6	2.51	0.45
50:C:180:THR:HB	50:C:182:ALA:H	1.82	0.45
7:CG:39:GLN:OE1	7:CG:40:HIS:N	2.50	0.45
14:CN:178:LYS:HD3	14:CN:179:PHE:CE1	2.51	0.45
14:CN:47:ALA:HB1	14:CN:48:PRO:HD2	1.97	0.45
19:CS:153:PHE:O	19:CS:161:LYS:HE2	2.17	0.45
20:CT:78:TYR:HA	20:CT:81:ARG:HD2	1.97	0.45
21:CU:77:VAL:HG21	21:CU:94:ILE:HD12	1.99	0.45
26:CY:46:PRO:HB2	26:CY:54:LEU:HD23	1.99	0.45
1:AR:1410:U:O2'	34:DG:95:GLU:OE1	2.22	0.45
36:DI:74:ARG:HG2	36:DI:75:ALA:H	1.81	0.45
37:DJ:85:THR:HG22	37:DJ:87:ALA:N	2.31	0.45
55:H:78:THR:O	55:H:81:VAL:HG12	2.17	0.45
25:A:397:A:H4'	57:J:50:GLY:HA2	1.99	0.45
59:L:16:PHE:HD1	59:L:76:LEU:HD23	1.81	0.45
61:N:84:ASN:CG	61:N:85:LYS:H	2.20	0.45
67:T:87:ASN:OD1	67:T:88:ARG:N	2.49	0.45
70:W:60:ARG:HA	70:W:65:SER:HB2	1.98	0.45
1:1:1215:U:H2'	1:1:1216:C:O4'	2.17	0.45
1:1:1530:U:H5''	1:1:1531:C:OP2	2.17	0.45
1:1:2284:C:H2'	1:1:2285:C:O4'	2.17	0.45
1:1:3376:A:OP2	84:1:3444:OHX:N2	2.50	0.45
1:1:929:A:H2'	1:1:930:U:H6	1.82	0.45
25:6:1031:U:H4'	25:6:1032:G:OP2	2.16	0.45
25:6:400:A:H4'	25:6:401:A:H5'	1.99	0.45
25:6:454:U:H5''	25:6:455:C:H5	1.82	0.45
25:6:654:C:H2'	25:6:655:G:H8	1.82	0.45

Continued on next page...

Continued from previous page...

Atom-1	Atom-2	Interatomic distance (Å)	Clash overlap (Å)
25:A:1316:G:HO2'	25:A:1401:A:HO2'	1.64	0.45
25:A:1489:U:P	52:E:9:ARG:HH21	2.40	0.45
25:A:1613:U:H2'	25:A:1614:A:H5''	1.99	0.45
25:A:393:C:H4'	25:A:1673:G:O2'	2.17	0.45
25:A:380:U:C4	58:K:5:PRO:HB3	2.52	0.45
25:A:86:A:H2'	25:A:87:C:H6	1.82	0.45
1:1:3276:G:O6	35:AG:60:ARG:NH1	2.50	0.45
39:AK:21:ARG:HD2	39:AK:37:CYS:SG	2.56	0.45
1:AR:1249:G:H2'	1:AR:1250:G:C8	2.50	0.45
1:AR:1816:A:O2'	1:AR:1817:G:OP1	2.31	0.45
1:AR:2350:C:H4'	1:AR:3308:C:O2'	2.17	0.45
1:AR:2532:U:H5'	1:AR:2533:G:OP2	2.16	0.45
1:AR:2528:G:H1	1:AR:2582:C:H42	1.63	0.45
1:AR:990:U:H4'	22:CV:100:LYS:HB3	1.99	0.45
3:AT:113:U:H5''	41:DN:7:PHE:HB3	1.99	0.45
5:CE:332:ARG:NH1	5:CE:333:LYS:HD2	2.31	0.45
5:CE:76:VAL:HG11	5:CE:323:MET:HE2	1.97	0.45
1:AR:519:A:O5'	9:CI:70:LYS:NZ	2.50	0.45
15:CO:128:ARG:HD3	15:CO:132:LYS:HD2	1.99	0.45
17:CQ:38:ALA:O	17:CQ:41:LEU:HB2	2.15	0.45
18:CR:26:PHE:CE2	18:CR:121:GLN:HG2	2.52	0.45
22:CV:124:VAL:HG12	22:CV:125:ALA:H	1.82	0.45
3:AT:84:C:H1'	28:DA:113:LYS:HG3	1.99	0.45
32:DE:30:THR:HG22	32:DE:91:SER:CB	2.47	0.45
36:DI:9:ARG:NH2	36:DI:34:HIS:HB2	2.32	0.45
38:DK:34:SER:OG	38:DK:34:SER:O	2.34	0.45
58:K:161:THR:HG22	58:K:162:SER:H	1.82	0.45
59:L:31:LYS:NZ	59:L:36:ASP:OD1	2.37	0.45
72:Y:86:PHE:O	72:Y:124:VAL:HG23	2.17	0.45
1:1:1307:G:C2	1:1:1308:A:C2	3.05	0.45
1:1:1460:A:H2'	1:1:1461:A:H8	1.83	0.45
1:1:27:C:H1'	1:1:328:U:H1'	1.99	0.45
1:1:2971:A:N3	1:1:2971:A:H3'	2.32	0.45
1:1:3113:A:OP2	84:1:3565:OHX:N5	2.49	0.45
1:1:790:U:OP1	84:1:3454:OHX:N5	2.50	0.45
23:5:79:LEU:O	23:5:82:LYS:HB3	2.16	0.45
25:6:1078:C:H2'	25:6:1079:U:C6	2.52	0.45
28:9:55:GLU:HB2	28:9:108:LYS:HB2	1.99	0.45
25:A:397:A:O3'	57:J:50:GLY:HA2	2.17	0.45
25:A:553:G:N2	25:A:571:G:O6	2.50	0.45
31:AC:5:LYS:HE3	31:AC:7:HIS:O	2.17	0.45

Continued on next page...

Continued from previous page...

Atom-1	Atom-2	Interatomic distance (Å)	Clash overlap (Å)
1:AR:1366:A:O3'	34:DG:45:ARG:NH2	2.47	0.45
1:AR:1405:U:H1'	34:DG:54:LYS:O	2.16	0.45
1:AR:977:C:OP1	19:CS:141:ARG:NH2	2.49	0.45
49:B:188:LEU:HD12	49:B:189:VAL:H	1.81	0.45
50:C:172:LEU:O	50:C:176:VAL:HG23	2.17	0.45
5:CE:114:VAL:HG22	5:CE:163:HIS:CE1	2.51	0.45
5:CE:162:VAL:HG21	5:CE:181:ILE:HD12	1.99	0.45
6:CF:330:TYR:CZ	9:CI:49:ALA:HA	2.52	0.45
10:CJ:161:GLU:OE1	16:CP:26:ARG:NH1	2.38	0.45
11:CK:33:THR:O	11:CK:34:LEU:HD23	2.17	0.45
1:AR:3024:A:H5''	11:CK:96:HIS:CD2	2.52	0.45
12:CL:20:SER:H	12:CL:23:ASN:HB2	1.81	0.45
22:CV:128:LEU:H	22:CV:128:LEU:HD12	1.80	0.45
22:CV:17:ARG:HD2	22:CV:17:ARG:HA	1.76	0.45
29:DB:36:HIS:N	29:DB:37:PRO:HD3	2.32	0.45
44:DQ:2:VAL:HG23	44:DQ:91:PHE:HD1	1.81	0.45
55:H:124:LEU:HD12	55:H:124:LEU:HA	1.84	0.45
55:H:12:SER:HB2	55:H:124:LEU:HD12	1.99	0.45
56:I:154:LEU:HD11	56:I:183:PHE:CD1	2.52	0.45
63:P:89:THR:O	63:P:128:LYS:HE2	2.17	0.45
66:S:41:ILE:HG23	66:S:46:LEU:HD13	1.99	0.45
67:T:30:TYR:HE2	67:T:40:ARG:NH1	2.15	0.45
1:1:1740:U:H1'	1:1:1741:A:H2	1.82	0.44
1:1:1798:A:H2'	1:1:1799:A:C8	2.51	0.44
1:1:1894:U:O2'	1:1:3054:U:OP1	2.32	0.44
1:1:3134:A:OP1	84:1:3438:OHX:N4	2.50	0.44
1:1:386:A:C5	1:1:387:A:H1'	2.52	0.44
27:8:109:LYS:HE3	27:8:109:LYS:HB2	1.46	0.44
25:A:1146:G:C6	25:A:1147:A:C6	3.05	0.44
25:A:1524:A:N3	25:A:1590:G:O2'	2.41	0.44
25:A:348:U:O4	84:A:2005:OHX:N5	2.51	0.44
25:A:249:U:H3'	25:A:250:C:H5'	1.99	0.44
25:A:727:U:O2'	25:A:728:U:H5''	2.17	0.44
25:A:794:U:O2'	25:A:795:U:O2	2.25	0.44
25:A:837:G:H2'	25:A:838:G:C8	2.52	0.44
33:AE:51:LEU:HD23	33:AE:93:VAL:HB	1.99	0.44
29:AA:136:PHE:HB2	36:AH:88:ARG:O	2.17	0.44
39:AK:52:LYS:HA	39:AK:55:ARG:HD2	1.98	0.44
1:AR:1046:A:H2'	1:AR:1049:C:C5	2.52	0.44
1:AR:1141:C:H2'	1:AR:1142:G:O4'	2.17	0.44
1:AR:1155:C:O2'	1:AR:1197:A:N1	2.38	0.44

Continued on next page...

Continued from previous page...

Atom-1	Atom-2	Interatomic distance (Å)	Clash overlap (Å)
1:AR:1238:C:H2'	1:AR:1239:C:H6	1.79	0.44
1:AR:1363:A:H2'	1:AR:1364:C:C6	2.52	0.44
1:AR:1366:A:C2	1:AR:1367:G:C4	3.05	0.44
1:AR:2771:U:O2'	1:AR:2772:C:O5'	2.35	0.44
1:AR:2904:U:H2'	1:AR:2905:U:C6	2.52	0.44
1:AR:3377:G:OP2	84:AR:3708:OHX:N5	2.50	0.44
1:AR:811:U:H2'	1:AR:812:G:O4'	2.18	0.44
1:AR:92:G:OP2	1:AR:93:C:H5''	2.17	0.44
7:CG:113:LEU:HD12	7:CG:113:LEU:HA	1.67	0.44
9:CI:83:LEU:HD22	9:CI:84:VAL:N	2.32	0.44
15:CO:46:ILE:HD13	15:CO:58:ILE:HG21	1.99	0.44
15:CO:20:VAL:HG22	15:CO:68:LEU:HB2	2.00	0.44
26:CY:47:ARG:NH1	26:CY:58:HIS:HB2	2.32	0.44
30:DC:74:ASN:HB2	30:DC:76:ASP:HB2	2.00	0.44
37:DJ:93:THR:O	37:DJ:97:ALA:N	2.49	0.44
53:F:15:PRO:HG2	53:F:18:TRP:CZ2	2.53	0.44
54:G:156:ARG:HB2	54:G:156:ARG:NH1	2.31	0.44
25:A:333:A:P	57:J:48:THR:HB	2.57	0.44
64:Q:90:ILE:HD11	64:Q:112:LEU:HD21	1.99	0.44
25:A:600:U:OP2	72:Y:108:GLY:HA2	2.17	0.44
25:A:601:A:OP1	72:Y:110:LYS:HD3	2.16	0.44
21:O:34:GLU:O	21:O:38:LYS:HG3	2.18	0.44
1:1:1047:A:C6	1:1:1048:A:C6	3.05	0.44
1:1:1132:C:H2'	1:1:1133:A:C8	2.52	0.44
1:1:1614:C:H2'	1:1:1615:C:H6	1.82	0.44
1:1:1841:A:O2'	1:1:1842:A:H5''	2.16	0.44
1:1:2582:C:OP1	84:1:3682:OHX:N3	2.50	0.44
1:1:2818:U:C6	1:1:2818:U:H5'	2.45	0.44
1:1:2263:C:OP1	84:1:3524:OHX:N5	2.50	0.44
84:1:3730:OHX:N6	84:AE:201:OHX:N5	2.65	0.44
1:1:594:U:H2'	1:1:609:G:O6	2.17	0.44
1:1:748:U:H2'	1:1:749:C:C6	2.52	0.44
3:4:137:C:OP2	84:4:209:OHX:N5	2.50	0.44
25:6:352:A:OP2	25:6:352:A:H8	1.99	0.44
25:6:760:A:H2'	25:6:761:G:O4'	2.18	0.44
25:6:783:G:H2'	25:6:784:C:H6	1.82	0.44
25:A:1402:G:H2'	25:A:1403:C:O4'	2.17	0.44
25:A:206:A:H1'	25:A:262:U:C2	2.52	0.44
25:A:693:U:C5'	25:A:694:U:H5'	2.46	0.44
40:AL:65:LEU:HD23	40:AL:68:SER:HB2	1.98	0.44
1:AR:2704:A:O2'	1:AR:2705:A:O5'	2.33	0.44

Continued on next page...

Continued from previous page...

Atom-1	Atom-2	Interatomic distance (Å)	Clash overlap (Å)
1:AR:2754:G:O2'	1:AR:2755:C:OP1	2.31	0.44
1:AR:874:U:H5''	1:AR:2950:G:OP1	2.17	0.44
1:AR:2953:U:H2'	1:AR:2954:U:H2'	1.99	0.44
1:AR:3342:A:C6	1:AR:3343:G:C5	3.05	0.44
1:AR:1542:G:N7	84:AR:3595:OHX:N3	2.64	0.44
2:AS:27:A:H2'	2:AS:28:C:C6	2.53	0.44
1:AR:658:G:OP1	84:AT:211:OHX:N5	2.50	0.44
1:AR:1888:U:OP1	5:CE:247:ARG:HD3	2.17	0.44
6:CF:309:ARG:NH2	6:CF:312:VAL:HB	2.32	0.44
10:CJ:186:LEU:O	10:CJ:189:LEU:HG	2.18	0.44
15:CO:32:LEU:HD11	15:CO:94:TRP:CD1	2.51	0.44
18:CR:67:ILE:HG13	18:CR:82:ARG:CZ	2.46	0.44
26:CY:52:THR:O	26:CY:56:ARG:HG3	2.18	0.44
1:AR:1075:A:C5	31:DD:45:HIS:ND1	2.85	0.44
1:AR:634:C:O3'	34:DG:47:ARG:NH1	2.51	0.44
36:DI:56:THR:HA	36:DI:62:TYR:OH	2.16	0.44
3:AT:103:G:H4'	39:DL:21:ARG:HG3	1.99	0.44
52:E:192:PRO:O	52:E:195:SER:HB2	2.17	0.44
53:F:121:TYR:CD2	53:F:161:LYS:HE3	2.52	0.44
55:H:137:ARG:HG2	55:H:138:ALA:H	1.82	0.44
56:I:142:TYR:O	71:X:49:GLU:HB2	2.17	0.44
58:K:150:LEU:HB3	58:K:151:ASP:H	1.57	0.44
25:A:1584:G:H5'	65:R:123:ARG:H	1.83	0.44
25:A:1387:G:OP1	66:S:33:ARG:NH1	2.50	0.44
66:S:85:VAL:HG12	66:S:86:PRO:CA	2.46	0.44
67:T:41:ARG:NH1	68:U:38:LYS:HG3	2.32	0.44
25:A:1542:G:H5''	68:U:88:VAL:N	2.32	0.44
1:1:2314:U:O2'	1:1:2315:G:OP1	2.35	0.44
1:1:2370:G:OP1	84:1:3493:OHX:N4	2.51	0.44
1:1:2874:G:O3'	86:1:4216:7MB:C	2.66	0.44
1:1:370:U:C4	1:1:371:G:C6	3.06	0.44
23:5:98:THR:HG22	23:5:99:LYS:HG3	2.00	0.44
25:6:139:C:C2	25:6:176:C:C2	3.04	0.44
84:6:1915:OHX:N5	84:6:2005:OHX:N3	2.66	0.44
25:6:300:A:H2'	25:6:301:A:C8	2.53	0.44
25:6:674:C:H2'	25:6:675:U:C6	2.51	0.44
25:6:628:G:N1	25:6:970:A:OP2	2.49	0.44
25:6:973:A:H5'	1:AR:848:A:H2	1.83	0.44
25:A:407:A:H2'	25:A:408:C:C6	2.53	0.44
25:A:542:A:H5''	25:A:544:A:C8	2.52	0.44
25:A:624:G:OP2	84:A:2035:OHX:N6	2.51	0.44

Continued on next page...

Continued from previous page...

Atom-1	Atom-2	Interatomic distance (Å)	Clash overlap (Å)
25:A:735:C:O2'	25:A:736:C:H5''	2.16	0.44
29:AA:121:ARG:HG3	29:AA:126:LYS:HB2	1.99	0.44
33:AE:20:LEU:HA	33:AE:20:LEU:HD23	1.79	0.44
36:AH:11:ASN:HA	36:AH:12:PRO:HD3	1.80	0.44
38:AJ:25:LYS:HB2	38:AJ:28:TYR:HD1	1.81	0.44
1:1:316:U:O2'	38:AJ:30:LYS:HD2	2.17	0.44
42:AN:97:ARG:NH1	42:AN:122:ARG:HB3	2.31	0.44
1:AR:1375:G:N3	1:AR:1407:A:H2	2.14	0.44
1:AR:3105:U:C4	1:AR:3129:A:C8	3.06	0.44
1:AR:3060:C:H1'	1:AR:3332:U:H1'	1.98	0.44
1:AR:742:G:N7	84:AR:3505:OHX:N4	2.66	0.44
3:AT:141:C:H1'	16:CP:112:ASN:OD1	2.17	0.44
50:C:133:TYR:CE1	50:C:220:GLN:HB3	2.52	0.44
1:AR:860:G:C5	4:CD:181:LYS:HB2	2.52	0.44
5:CE:68:HIS:CD2	5:CE:69:LYS:HE2	2.52	0.44
7:CG:204:VAL:O	7:CG:208:MET:HG3	2.18	0.44
10:CJ:97:TYR:HB3	10:CJ:131:ALA:HA	2.00	0.44
1:AR:107:A:OP1	14:CN:39:ARG:HD3	2.17	0.44
16:CP:36:ILE:HG12	16:CP:64:VAL:HG23	1.98	0.44
17:CQ:14:HIS:HD2	17:CQ:123:ALA:HB3	1.81	0.44
17:CQ:128:ARG:HA	17:CQ:128:ARG:HD2	1.60	0.44
26:CY:57:LYS:HE3	26:CY:57:LYS:HB2	1.70	0.44
51:D:157:LYS:HD3	51:D:168:ARG:NH2	2.32	0.44
28:DA:63:LYS:HA	28:DA:63:LYS:HD3	1.64	0.44
1:AR:1821:U:N3	36:DI:67:LYS:HD3	2.32	0.44
1:AR:353:G:N7	39:DL:55:ARG:HD3	2.32	0.44
1:AR:1833:G:O2'	41:DN:4:GLN:HA	2.18	0.44
63:P:82:LYS:HD3	63:P:118:VAL:HG11	2.00	0.44
66:S:15:ALA:HA	66:S:18:GLU:HB2	1.99	0.44
1:1:2280:A:H5''	1:1:2281:A:OP2	2.17	0.44
1:1:304:G:H5'	1:1:304:G:N3	2.33	0.44
1:1:1918:C:OP2	84:1:3552:OHX:N1	2.51	0.44
1:1:562:C:H2'	1:1:563:U:C6	2.52	0.44
25:6:1636:C:C2	25:6:1638:G:C5	3.05	0.44
25:6:649:U:H2'	25:6:650:U:C5	2.53	0.44
25:6:783:G:H2'	25:6:784:C:C6	2.52	0.44
25:A:1067:C:H5''	50:C:150:VAL:H	1.83	0.44
25:A:1142:A:H2'	25:A:1143:A:O4'	2.17	0.44
25:A:1622:G:H2'	25:A:1623:C:C6	2.53	0.44
25:A:1660:A:H2'	25:A:1661:U:C6	2.52	0.44
25:A:1682:U:O2'	25:A:1683:C:H5'	2.16	0.44

Continued on next page...

Continued from previous page...

Atom-1	Atom-2	Interatomic distance (Å)	Clash overlap (Å)
25:A:170:U:H3	25:A:289:U:HO2'	1.63	0.44
25:A:538:A:C8	25:A:543:C:N4	2.86	0.44
25:A:650:U:O4	25:A:684:A:N6	2.49	0.44
25:A:773:C:OP1	53:F:22:LYS:N	2.50	0.44
32:AD:13:LYS:NZ	32:AD:103:THR:HG21	2.33	0.44
40:AL:14:LEU:O	40:AL:17:ARG:HB2	2.17	0.44
1:AR:1289:G:H2'	1:AR:1290:A:C8	2.51	0.44
1:AR:1831:U:OP2	27:CZ:92:LYS:HD3	2.17	0.44
1:AR:2951:G:O3'	84:AR:3591:OHX:N2	2.51	0.44
1:AR:2910:A:O2'	1:AR:3130:A:N1	2.40	0.44
1:AR:3255:U:H2'	1:AR:3256:G:H8	1.83	0.44
49:B:56:LYS:NZ	49:B:159:ALA:O	2.29	0.44
4:CD:180:LEU:HD23	4:CD:180:LEU:HA	1.73	0.44
1:AR:2183:A:HO2'	4:CD:236:GLY:H	1.65	0.44
4:CD:5:ILE:HG21	4:CD:210:PRO:HD3	1.99	0.44
6:CF:323:VAL:HG23	6:CF:326:ARG:NH2	2.32	0.44
2:AS:36:C:H4'	7:CG:155:THR:HG23	1.98	0.44
9:CI:151:ARG:HD2	9:CI:244:ASN:OD1	2.17	0.44
12:CL:41:ALA:O	12:CL:139:ARG:NH2	2.29	0.44
14:CN:46:ILE:O	14:CN:47:ALA:HB3	2.17	0.44
18:CR:21:TYR:H	18:CR:145:HIS:CE1	2.35	0.44
19:CS:28:LEU:HD23	19:CS:28:LEU:HA	1.77	0.44
20:CT:96:ILE:O	20:CT:100:ARG:HG3	2.18	0.44
29:DB:105:SER:HA	29:DB:108:GLU:CD	2.37	0.44
35:DH:73:ARG:HG3	35:DH:82:ARG:HD2	1.98	0.44
36:DI:19:LYS:HZ2	36:DI:38:LEU:HD23	1.82	0.44
36:DI:91:ARG:HG3	36:DI:95:ILE:HD13	1.99	0.44
1:AR:2796:G:C8	44:DQ:62:ALA:HB3	2.52	0.44
44:DQ:93:LEU:H	44:DQ:93:LEU:HD23	1.83	0.44
56:I:15:GLU:O	56:I:19:GLN:HG2	2.17	0.44
57:J:193:LEU:HA	57:J:193:LEU:HD23	1.79	0.44
25:A:332:U:P	57:J:56:ARG:HH22	2.41	0.44
25:A:965:U:H1'	62:O:128:TYR:CD2	2.53	0.44
69:V:18:GLN:OE1	69:V:18:GLN:N	2.49	0.44
1:1:138:U:H2'	1:1:139:G:H8	1.82	0.44
1:1:1811:G:H2'	1:1:1812:G:O4'	2.16	0.44
1:1:2707:C:H2'	1:1:2708:C:H6	1.81	0.44
3:4:151:C:O2'	3:4:153:U:OP2	2.24	0.44
25:6:1273:G:O5'	25:6:1274:C:H3'	2.17	0.44
25:6:218:A:H2'	25:6:219:A:H5''	1.99	0.44
25:6:867:G:N7	84:6:1913:OHX:N4	2.65	0.44

Continued on next page...

Continued from previous page...

Atom-1	Atom-2	Interatomic distance (Å)	Clash overlap (Å)
25:A:1517:U:OP2	25:A:1518:C:N4	2.39	0.44
25:A:158:U:O2'	25:A:159:U:H3'	2.18	0.44
25:A:533:U:H4'	73:Z:33:ALA:HB2	1.99	0.44
1:1:424:G:O2'	34:AF:23:ASP:OD2	2.27	0.44
45:AQ:5:THR:HB	45:AQ:8:VAL:HG22	2.00	0.44
1:AR:103:G:H5'	14:CN:65:TYR:CD2	2.53	0.44
1:AR:1546:A:N7	16:CP:71:ARG:NH1	2.65	0.44
1:AR:2148:U:H2'	1:AR:2149:A:C5	2.53	0.44
1:AR:2537:U:H1'	1:AR:2538:U:O4'	2.18	0.44
1:AR:1383:G:O6	84:AR:3437:OHX:N2	2.51	0.44
1:AR:873:C:H2'	1:AR:875:G:O4'	2.17	0.44
3:AT:142:C:H2'	3:AT:143:U:C6	2.52	0.44
49:B:74:VAL:HG23	49:B:118:PRO:HB3	1.99	0.44
49:B:4:PRO:HG2	49:B:7:PHE:CD2	2.49	0.44
50:C:143:THR:HA	50:C:207:LEU:HA	2.00	0.44
5:CE:187:SER:HB3	5:CE:190:GLU:OE1	2.17	0.44
5:CE:194:TRP:CE2	5:CE:198:HIS:CE1	3.06	0.44
5:CE:209:PHE:HB3	5:CE:282:ILE:CD1	2.47	0.44
11:CK:74:LEU:HA	11:CK:74:LEU:HD23	1.75	0.44
22:CV:96:ILE:HD12	22:CV:96:ILE:HA	1.80	0.44
1:AR:3215:A:H5''	35:DH:2:ALA:HB2	2.00	0.44
1:AR:266:A:H2'	38:DK:30:LYS:HE2	1.99	0.44
38:DK:76:ARG:HE	38:DK:76:ARG:HA	1.83	0.44
38:DK:81:THR:HA	38:DK:84:LYS:HE3	1.99	0.44
1:1:2107:A:H1'	57:J:92:ARG:NH1	2.33	0.44
58:K:38:ASN:CB	58:K:41:GLU:HG3	2.46	0.44
63:P:12:GLN:HB3	63:P:77:THR:OG1	2.18	0.44
25:A:1555:A:OP2	64:Q:47:ARG:NH2	2.50	0.44
72:Y:86:PHE:CE2	72:Y:88:PRO:HA	2.52	0.44
1:1:167:U:H2'	1:1:168:U:H6	1.81	0.44
1:1:3132:C:H2'	1:1:3133:C:C6	2.53	0.44
25:6:319:U:H1'	25:6:323:A:C4	2.53	0.44
25:6:848:C:H2'	25:6:849:C:C6	2.52	0.44
25:6:853:G:H2'	25:6:854:U:C6	2.53	0.44
25:A:1460:A:C4	64:Q:128:HIS:CD2	3.05	0.44
25:A:832:U:H2'	25:A:833:U:O4'	2.18	0.44
25:A:992:A:C2	25:A:1012:U:N3	2.82	0.44
30:AB:47:LYS:C	30:AB:49:HIS:N	2.70	0.44
30:AB:56:VAL:HG23	30:AB:57:GLY:H	1.83	0.44
40:AL:69:LEU:HD13	40:AL:69:LEU:HA	1.84	0.44
1:AR:2263:C:H1'	1:AR:2264:U:H5'	1.98	0.44

Continued on next page...

Continued from previous page...

Atom-1	Atom-2	Interatomic distance (Å)	Clash overlap (Å)
1:AR:3376:A:H5'	1:AR:3377:G:H5''	2.00	0.44
1:AR:32:U:H2'	1:AR:33:G:O4'	2.18	0.44
1:AR:372:A:H2'	1:AR:373:A:C8	2.53	0.44
1:AR:632:G:H2'	1:AR:633:C:O4'	2.18	0.44
1:AR:662:U:OP1	30:DC:8:THR:HG21	2.18	0.44
1:AR:718:G:C2	1:AR:721:G:H1'	2.52	0.44
10:CJ:29:SER:O	10:CJ:31:PRO:HD3	2.17	0.44
17:CQ:121:PRO:O	17:CQ:124:LEU:HB2	2.17	0.44
23:CW:29:ASP:OD2	23:CW:31:ALA:HB3	2.17	0.44
28:DA:36:SER:HB2	28:DA:37:LYS:HE2	2.00	0.44
84:1:3568:OHX:N1	28:DA:44:GLY:O	2.50	0.44
1:AR:817:A:N3	39:DL:11:ARG:HB3	2.33	0.44
57:J:81:VAL:HG22	57:J:102:VAL:HG12	2.00	0.44
58:K:142:ASN:O	58:K:144:PRO:HD3	2.18	0.44
70:W:4:ASP:HB3	70:W:5:LYS:HD3	2.00	0.44
21:0:46:GLN:HG2	21:0:51:VAL:O	2.17	0.44
1:1:1064:A:H5''	1:1:1066:G:O4'	2.18	0.44
1:1:1676:A:P	23:5:73:GLY:H	2.41	0.44
1:1:2101:C:H4'	1:1:2102:U:OP1	2.17	0.44
1:1:2253:G:C2	1:1:2264:U:C2	3.05	0.44
1:1:705:A:C4	1:1:715:A:C6	3.06	0.44
23:5:34:ALA:O	23:5:38:ILE:HG13	2.18	0.44
25:6:1022:C:H4'	25:6:1124:A:N6	2.33	0.44
25:6:1097:U:H4'	25:6:1098:U:O5'	2.17	0.44
25:6:396:G:N2	25:6:399:A:OP2	2.51	0.44
28:9:56:VAL:HG11	28:9:104:LEU:HD13	1.98	0.44
25:A:1324:G:N7	84:A:1961:OHX:N1	2.66	0.44
25:A:1486:G:H1'	25:A:1592:A:O2'	2.18	0.44
25:A:1643:U:H2'	25:A:1644:C:O4'	2.18	0.44
25:A:263:C:H4'	25:A:292:U:H5'	1.98	0.44
25:A:826:U:H2'	25:A:827:C:C6	2.53	0.44
30:AB:28:HIS:CE1	30:AB:32:ARG:NE	2.86	0.44
30:AB:6:THR:OG1	30:AB:8:THR:HG23	2.18	0.44
1:AR:2157:G:N1	1:AR:2178:A:OP2	2.38	0.44
84:AR:3443:OHX:N1	84:AR:3731:OHX:N4	2.65	0.44
1:AR:96:G:O5'	14:CN:15:ARG:NH2	2.50	0.44
49:B:63:ILE:HG23	70:W:35:ASN:O	2.17	0.44
6:CF:20:LEU:HA	6:CF:21:PRO:HD3	1.74	0.44
1:AR:1139:G:O3'	9:CI:94:LYS:HA	2.17	0.44
19:CS:98:LYS:HE3	19:CS:118:GLY:O	2.18	0.44
51:D:91:ARG:HB3	51:D:91:ARG:HE	1.67	0.44

Continued on next page...

Continued from previous page...

Atom-1	Atom-2	Interatomic distance (Å)	Clash overlap (Å)
28:DA:71:SER:CB	28:DA:83:ASP:HB2	2.43	0.44
29:DB:81:LEU:HD22	29:DB:81:LEU:HA	1.66	0.44
54:G:213:LYS:O	54:G:217:LEU:HG	2.18	0.44
59:L:1:MET:HG2	59:L:2:LEU:N	2.32	0.44
60:M:81:HIS:O	60:M:83:THR:HG22	2.18	0.44
67:T:99:HIS:HD2	67:T:101:LEU:HD21	1.83	0.44
69:V:106:ILE:O	69:V:107:THR:OG1	2.30	0.44
72:Y:142:LYS:HA	72:Y:143:PRO:HD3	1.83	0.44
21:O:167:ARG:HA	21:O:168:PRO:HD2	1.67	0.44
1:1:1230:G:H1	1:1:1279:C:N4	2.11	0.44
1:1:1342:C:O2'	1:1:1343:A:H5'	2.18	0.44
1:1:1479:U:O2'	1:1:1484:U:H2'	2.18	0.44
1:1:2698:G:O2'	22:2:12:ARG:HG3	2.17	0.44
1:1:2357:A:OP1	84:1:3515:OHX:N2	2.51	0.44
3:4:124:G:H3'	3:4:125:U:C5'	2.47	0.44
25:6:1614:A:O2'	25:6:1615:C:H5'	2.18	0.44
25:6:703:G:H1	25:6:735:C:H42	1.64	0.44
27:8:142:ILE:HD13	27:8:142:ILE:HA	1.85	0.44
25:A:1267:G:H21	25:A:1448:G:H5'	1.82	0.44
26:7:60:LYS:NZ	25:A:1680:G:OP1	2.43	0.44
25:A:1285:U:OP1	84:A:1992:OHX:N4	2.51	0.44
25:A:248:U:O2'	25:A:249:U:H2'	2.18	0.44
25:A:473:A:H5'	25:A:769:A:H1'	2.00	0.44
25:A:602:U:H2'	25:A:603:U:H6	1.83	0.44
32:AD:17:VAL:HG21	32:AD:100:ILE:HD13	1.98	0.44
34:AF:64:LYS:O	34:AF:65:PHE:HB2	2.17	0.44
40:AL:27:ILE:HB	40:AL:78:LEU:HD11	1.99	0.44
1:1:1927:G:OP1	45:AQ:8:VAL:HG13	2.18	0.44
1:AR:1054:A:H5''	1:AR:2637:A:N6	2.32	0.44
1:AR:1138:U:H2'	1:AR:1139:G:C8	2.51	0.44
1:AR:112:U:O2'	1:AR:113:C:OP2	2.25	0.44
1:AR:160:G:N2	1:AR:262:U:C2	2.86	0.44
1:AR:1794:G:O2'	1:AR:1795:U:H5'	2.18	0.44
1:AR:1801:U:H2'	1:AR:1802:C:C6	2.53	0.44
1:AR:1908:A:O5'	1:AR:1908:A:H8	2.00	0.44
1:AR:2946:A:H5''	1:AR:2947:G:H5'	2.00	0.44
5:CE:77:THR:CG2	5:CE:327:CYS:HA	2.47	0.44
7:CG:211:LEU:HD23	7:CG:211:LEU:HA	1.87	0.44
8:CH:129:GLU:HB2	8:CH:130:ILE:H	1.55	0.44
9:CI:88:ARG:NH1	9:CI:91:GLY:O	2.50	0.44
11:CK:29:GLY:HA3	11:CK:82:VAL:HG13	1.98	0.44

Continued on next page...

Continued from previous page...

Atom-1	Atom-2	Interatomic distance (Å)	Clash overlap (Å)
12:CL:176:LEU:HD12	12:CL:181:TYR:HD1	1.83	0.44
1:AR:1048:A:H2'	12:CL:22:TYR:CZ	2.53	0.44
15:CO:24:LYS:HE3	15:CO:61:GLY:O	2.18	0.44
17:CQ:12:LYS:HG3	17:CQ:40:GLU:HB3	1.99	0.44
18:CR:32:THR:HG22	18:CR:84:PRO:HG2	1.99	0.44
19:CS:124:LEU:HD23	19:CS:124:LEU:HA	1.73	0.44
34:DG:82:LEU:HD11	34:DG:112:ALA:HB2	2.00	0.44
53:F:71:LYS:HG3	53:F:91:THR:HB	1.98	0.44
61:N:97:LEU:HA	61:N:100:TRP:CE3	2.53	0.44
66:S:88:VAL:HG13	66:S:89:SER:H	1.83	0.44
67:T:86:LEU:HD12	67:T:99:HIS:CG	2.53	0.44
72:Y:24:TRP:CE3	72:Y:30:LYS:HD2	2.52	0.44
73:Z:50:ALA:O	73:Z:51:GLU:HG2	2.18	0.44
1:1:3283:U:H2'	1:1:3284:G:C8	2.53	0.44
25:6:205:U:O4	84:6:1985:OHX:N6	2.51	0.44
25:6:404:G:H2'	25:6:405:C:C6	2.52	0.44
25:6:542:A:P	25:6:542:A:H3'	2.56	0.44
25:6:84:A:H2'	25:6:85:A:O4'	2.18	0.44
25:6:967:A:C5	25:6:968:U:C4	3.06	0.44
25:A:1294:G:N7	84:A:1955:OHX:N4	2.65	0.44
25:A:1413:U:H4'	25:A:1414:U:OP2	2.18	0.44
25:A:427:C:C4	25:A:428:A:N7	2.86	0.44
25:A:480:G:N1	25:A:509:G:N3	2.66	0.44
25:A:736:C:C4	25:A:737:A:N7	2.86	0.44
25:A:97:C:H2'	25:A:98:U:C6	2.53	0.44
1:AR:987:U:C2	1:AR:1098:A:C2	3.06	0.44
1:AR:1613:A:H2'	1:AR:1614:C:H6	1.82	0.44
1:AR:1825:G:OP1	40:DM:49:SER:OG	2.36	0.44
1:AR:2689:A:C8	1:AR:2702:A:N6	2.86	0.44
1:AR:2734:A:O2'	1:AR:2735:U:H5'	2.18	0.44
1:AR:2903:A:H2'	1:AR:2904:U:O4'	2.17	0.44
1:AR:3301:U:O4	84:AR:3427:OHX:N3	2.51	0.44
1:AR:670:C:OP1	19:CS:147:ARG:NH2	2.44	0.44
4:CD:58:LEU:HD22	4:CD:76:PHE:O	2.17	0.44
1:AR:117:U:C4	10:CJ:142:LEU:HD23	2.53	0.44
10:CJ:143:ILE:HG23	10:CJ:175:VAL:HG21	1.99	0.44
11:CK:101:VAL:O	84:CK:201:OHX:N6	2.51	0.44
14:CN:165:SER:O	14:CN:165:SER:OG	2.35	0.44
17:CQ:116:LYS:HG2	17:CQ:117:ARG:N	2.33	0.44
21:CU:42:TRP:O	21:CU:46:GLN:HG3	2.17	0.44
22:CV:27:LEU:HD22	22:CV:27:LEU:HA	1.82	0.44

Continued on next page...

Continued from previous page...

Atom-1	Atom-2	Interatomic distance (Å)	Clash overlap (Å)
1:AR:1374:G:O6	30:DC:10:LYS:HE2	2.17	0.44
33:DF:16:LEU:HD12	33:DF:16:LEU:HA	1.58	0.44
40:DM:20:VAL:HG11	40:DM:45:VAL:HG12	2.00	0.44
25:6:1773:C:OP1	43:DP:3:ALA:HB3	2.18	0.44
25:6:1782:A:OP1	43:DP:9:ARG:NH1	2.51	0.44
54:G:26:ALA:HB2	65:R:26:LYS:HG3	2.00	0.44
54:G:57:SER:C	54:G:59:VAL:H	2.15	0.44
57:J:63:GLY:HA3	57:J:179:CYS:O	2.18	0.44
62:O:102:LEU:HA	62:O:102:LEU:HD23	1.82	0.44
21:0:27:MET:HE2	21:0:29:ILE:HD11	2.00	0.43
1:1:2443:A:N6	1:1:2503:G:C2	2.86	0.43
1:1:397:A:H5''	1:1:398:A:H5'	2.00	0.43
1:1:551:A:O2'	1:1:552:G:H8	2.01	0.43
3:4:19:C:H2'	3:4:20:U:O4'	2.18	0.43
3:4:67:U:H2'	3:4:68:G:H8	1.83	0.43
25:6:1418:G:N7	84:6:1902:OHX:N4	2.66	0.43
25:6:942:G:C6	25:6:943:C:C4	3.06	0.43
25:A:269:G:C6	25:A:287:G:N1	2.86	0.43
35:AG:7:LEU:HA	35:AG:7:LEU:HD23	1.77	0.43
1:1:1591:G:OP1	36:AH:16:ARG:NH1	2.51	0.43
39:AK:88:ALA:O	84:AK:102:OHX:N4	2.51	0.43
42:AN:94:SER:OG	42:AN:104:PRO:O	2.36	0.43
1:AR:1070:U:H2'	1:AR:1071:U:O4'	2.18	0.43
1:AR:1174:G:H1'	1:AR:1181:U:N3	2.33	0.43
1:AR:1495:U:H2'	1:AR:1496:C:H5'	2.00	0.43
1:AR:20:A:C6	1:AR:21:G:C6	3.06	0.43
1:AR:2103:U:H2'	1:AR:2104:A:C8	2.52	0.43
1:AR:2373:A:O2'	1:AR:2374:C:OP1	2.29	0.43
1:AR:3049:A:H5'	1:AR:3049:A:H8	1.83	0.43
1:AR:3372:A:C5	1:AR:3373:U:C5	3.06	0.43
1:AR:581:U:O4	84:AR:3526:OHX:N6	2.51	0.43
1:AR:748:U:H2'	1:AR:749:C:C6	2.53	0.43
9:CI:80:GLN:HG3	22:CV:136:ARG:HB2	2.00	0.43
9:CI:89:ILE:HG23	9:CI:219:LYS:HE3	1.99	0.43
11:CK:48:VAL:HG13	11:CK:52:LEU:HB3	1.99	0.43
12:CL:4:ARG:HG2	12:CL:5:PRO:HD2	2.00	0.43
14:CN:91:ARG:CZ	14:CN:97:VAL:HB	2.48	0.43
1:AR:2355:G:H4'	18:CR:139:TYR:CD1	2.53	0.43
27:CZ:105:VAL:HG11	27:CZ:126:LEU:HD22	2.00	0.43
27:CZ:58:ASP:O	27:CZ:62:VAL:HG23	2.18	0.43
51:D:80:VAL:HA	51:D:102:VAL:HG22	1.99	0.43

Continued on next page...

Continued from previous page...

Atom-1	Atom-2	Interatomic distance (Å)	Clash overlap (Å)
51:D:148:LEU:HB3	51:D:149:GLY:H	1.70	0.43
28:DA:63:LYS:HE3	28:DA:97:ILE:HD12	1.99	0.43
31:DD:23:LYS:HD2	31:DD:23:LYS:HA	1.65	0.43
34:DG:77:ALA:HB3	34:DG:81:ASP:OD2	2.18	0.43
36:DI:25:THR:HG23	36:DI:29:ILE:O	2.18	0.43
53:F:163:ASP:C	53:F:165:ALA:H	2.19	0.43
56:I:41:LEU:HD13	56:I:70:PHE:CD1	2.53	0.43
56:I:73:VAL:O	56:I:75:THR:N	2.41	0.43
57:J:65:PHE:O	57:J:109:PHE:HZ	2.01	0.43
25:A:1565:C:OP1	67:T:41:ARG:HG3	2.19	0.43
68:U:61:VAL:HG21	68:U:104:VAL:HG11	2.00	0.43
1:1:1027:A:H2'	1:1:1029:G:H5''	1.99	0.43
1:1:1404:G:C6	1:1:1408:G:C6	3.05	0.43
1:1:1439:U:H2'	1:1:1440:G:H8	1.83	0.43
1:1:1743:G:O6	84:1:3632:OHX:N2	2.51	0.43
1:1:372:A:H8	1:1:372:A:O5'	2.00	0.43
1:1:608:A:H5''	1:1:609:G:OP2	2.18	0.43
1:1:796:U:H2'	1:1:797:U:C6	2.53	0.43
25:6:1292:G:C5	25:6:1293:U:C4	3.06	0.43
25:A:1330:G:H2'	25:A:1331:A:O4'	2.18	0.43
25:A:1340:U:H4'	25:A:1341:A:H5''	2.00	0.43
25:A:1437:U:H5'	52:E:176:LEU:HD23	2.00	0.43
25:A:1475:A:H61	25:A:1532:U:H3	1.66	0.43
25:A:986:G:H2'	25:A:987:G:O4'	2.17	0.43
30:AB:132:LYS:O	30:AB:136:GLU:HG3	2.17	0.43
34:AF:21:HIS:CE1	34:AF:24:ARG:HD2	2.53	0.43
35:AG:11:GLY:O	35:AG:98:VAL:N	2.50	0.43
36:AH:103:LYS:HD3	36:AH:103:LYS:HA	1.72	0.43
1:AR:2986:U:H2'	1:AR:2987:A:H8	1.84	0.43
1:AR:3229:G:H1'	15:CO:133:LYS:HG2	1.99	0.43
1:AR:3356:G:H2'	1:AR:3357:U:C6	2.52	0.43
1:AR:1852:G:N7	84:AR:3542:OHX:N6	2.66	0.43
1:AR:437:G:H8	1:AR:437:G:P	2.40	0.43
1:AR:83:U:H2'	1:AR:84:U:O4'	2.18	0.43
4:CD:132:ASN:ND2	4:CD:151:PRO:HB3	2.33	0.43
4:CD:66:PRO:HB2	4:CD:67:TYR:CE1	2.53	0.43
5:CE:187:SER:O	5:CE:188:ILE:C	2.56	0.43
5:CE:361:THR:HG23	5:CE:371:GLN:O	2.18	0.43
6:CF:22:LEU:HA	6:CF:23:PRO:HD3	1.78	0.43
6:CF:324:LEU:O	6:CF:324:LEU:HD12	2.18	0.43
6:CF:361:HIS:O	21:CU:26:ARG:NH2	2.47	0.43

Continued on next page...

Continued from previous page...

Atom-1	Atom-2	Interatomic distance (Å)	Clash overlap (Å)
8:CH:50:LYS:HE3	8:CH:72:ASN:HB2	2.00	0.43
21:CU:137:ARG:HG2	21:CU:139:TYR:OH	2.18	0.43
51:D:137:ILE:HD11	70:W:27:ASP:OD2	2.18	0.43
51:D:40:LYS:HG2	51:D:43:ARG:HH12	1.82	0.43
37:AI:68:GLN:HG3	28:DA:126:LEU:O	2.18	0.43
30:DC:75:LEU:HB3	30:DC:118:ILE:CG2	2.48	0.43
40:DM:12:LEU:O	40:DM:15:THR:OG1	2.30	0.43
1:AR:1751:G:N7	40:DM:44:LYS:NZ	2.66	0.43
53:F:106:LYS:O	53:F:187:ARG:NH2	2.50	0.43
53:F:45:ILE:HA	53:F:61:VAL:HG11	2.00	0.43
59:L:77:ARG:HA	59:L:82:LEU:HD11	1.99	0.43
25:A:213:A:OP2	84:M:201:OHX:N1	2.50	0.43
65:R:86:ALA:O	65:R:90:VAL:HG13	2.19	0.43
1:1:1135:A:C2	1:1:1136:A:C8	3.05	0.43
1:1:1350:A:H2'	1:1:1351:U:H6	1.83	0.43
1:1:1495:U:H5	1:1:1835:A:N1	2.15	0.43
1:1:204:A:C6	1:1:205:C:C4	3.06	0.43
1:1:2689:A:C8	1:1:2702:A:C6	3.06	0.43
1:1:3041:U:H2'	1:1:3042:U:C6	2.54	0.43
1:1:3312:U:H2'	1:1:3313:U:H5''	2.00	0.43
1:1:601:U:H2'	1:1:602:A:O4'	2.18	0.43
23:5:25:ASN:N	23:5:25:ASN:OD1	2.52	0.43
25:6:1371:A:H5'	25:6:1372:U:OP2	2.18	0.43
25:6:1642:G:H4'	43:DP:9:ARG:HH22	1.83	0.43
25:6:138:A:H61	25:6:266:A:H61	1.64	0.43
25:6:560:U:H2'	25:6:561:G:H8	1.83	0.43
25:6:627:C:H2'	25:6:628:G:O4'	2.19	0.43
25:6:826:U:H2'	25:6:827:C:C6	2.54	0.43
25:A:1151:A:H2'	25:A:1152:A:C8	2.54	0.43
25:A:138:A:C6	25:A:142:G:H1'	2.53	0.43
25:A:155:U:O2'	25:A:157:A:N7	2.43	0.43
32:AD:27:TYR:OH	32:AD:55:GLU:OE1	2.34	0.43
38:AJ:15:LYS:O	38:AJ:17:VAL:HG12	2.18	0.43
1:1:1845:G:O2'	39:AK:5:THR:HG22	2.18	0.43
1:AR:1404:G:N2	1:AR:1407:A:OP2	2.42	0.43
1:AR:1661:G:N7	84:AR:3420:OHX:N1	2.67	0.43
1:AR:1714:A:C5	1:AR:1728:G:C6	3.06	0.43
1:AR:2202:C:H2'	1:AR:2203:U:O4'	2.18	0.43
1:AR:2689:A:H2'	1:AR:2689:A:N3	2.33	0.43
1:AR:313:A:C6	1:AR:314:U:C4	3.06	0.43
1:AR:722:G:N7	84:AR:3515:OHX:N3	2.66	0.43

Continued on next page...

Continued from previous page...

Atom-1	Atom-2	Interatomic distance (Å)	Clash overlap (Å)
1:AR:574:U:H2'	1:AR:575:G:C8	2.54	0.43
50:C:122:GLU:O	50:C:165:ARG:HD3	2.18	0.43
50:C:30:PHE:CZ	50:C:94:LYS:HA	2.54	0.43
6:CF:140:HIS:CG	6:CF:247:PHE:HB2	2.53	0.43
6:CF:3:ARG:O	6:CF:5:GLN:HG2	2.19	0.43
2:AS:49:G:N7	7:CG:58:LYS:HG3	2.32	0.43
9:CI:127:LEU:HD13	9:CI:136:TYR:CE2	2.53	0.43
9:CI:77:VAL:HG13	22:CV:139:ARG:O	2.18	0.43
10:CJ:160:ILE:O	10:CJ:164:VAL:HG13	2.18	0.43
20:CT:95:TRP:CZ2	20:CT:99:LEU:HG	2.54	0.43
1:AR:1927:G:OP1	45:DR:8:VAL:HG22	2.18	0.43
55:H:14:LYS:HD3	55:H:16:PHE:CZ	2.53	0.43
55:H:63:MET:HE1	55:H:106:LEU:CD1	2.42	0.43
61:N:63:VAL:HG11	61:N:94:ALA:HA	2.00	0.43
69:V:28:SER:HB2	69:V:112:VAL:HA	1.98	0.43
1:1:1140:G:H2'	1:1:1141:C:C6	2.53	0.43
1:1:3087:A:H2'	1:1:3088:G:O4'	2.17	0.43
1:1:419:G:N7	84:1:3410:OHX:N3	2.66	0.43
22:2:57:TYR:CD1	22:2:89:LEU:HD21	2.53	0.43
3:4:41:A:H61	3:4:103:G:C2'	2.31	0.43
25:6:1270:G:C2	25:6:1271:G:C8	3.06	0.43
25:6:1185:U:H1'	25:6:1456:C:H5'	2.00	0.43
25:A:129:U:O2	84:A:1912:OHX:N1	2.51	0.43
25:A:1388:A:HO2'	25:A:1411:A:H2	1.66	0.43
25:A:1756:A:OP2	25:A:1756:A:H8	2.02	0.43
25:A:138:A:H62	25:A:266:A:H61	1.65	0.43
25:A:635:A:N6	25:A:964:U:C4	2.86	0.43
1:1:1729:A:H5'	32:AD:52:ARG:HH12	1.84	0.43
1:1:2767:U:O2'	44:AP:30:ALA:O	2.27	0.43
1:AR:398:A:H1'	1:AR:1416:C:OP1	2.18	0.43
1:AR:2799:A:H8	1:AR:2799:A:O5'	2.01	0.43
1:AR:2821:C:C5	1:AR:2822:U:C5	3.07	0.43
1:AR:3390:G:C2	1:AR:3391:A:C8	3.07	0.43
1:AR:370:U:H4'	1:AR:404:G:H5'	1.99	0.43
1:AR:62:A:H2'	1:AR:63:A:C8	2.53	0.43
1:AR:701:G:H2'	1:AR:702:C:C6	2.53	0.43
1:AR:95:A:H5''	30:DC:34:MET:HB2	1.99	0.43
2:AS:49:G:C6	7:CG:58:LYS:HG3	2.52	0.43
3:AT:67:U:H2'	3:AT:68:G:H8	1.83	0.43
50:C:27:LYS:NZ	50:C:48:VAL:O	2.33	0.43
4:CD:45:VAL:HG12	4:CD:88:ILE:CD1	2.48	0.43

Continued on next page...

Continued from previous page...

Atom-1	Atom-2	Interatomic distance (Å)	Clash overlap (Å)
5:CE:162:VAL:O	5:CE:178:LEU:HD12	2.19	0.43
5:CE:346:THR:O	5:CE:348:ARG:N	2.52	0.43
5:CE:81:THR:HB	5:CE:205:VAL:HG21	2.00	0.43
15:CO:113:THR:HG22	15:CO:116:GLU:OE1	2.19	0.43
16:CP:119:TYR:CE1	16:CP:131:GLU:HB2	2.53	0.43
17:CQ:46:GLU:HB3	17:CQ:134:LYS:HG2	2.00	0.43
18:CR:64:ASN:O	18:CR:67:ILE:HB	2.18	0.43
20:CT:77:GLY:O	20:CT:81:ARG:HD2	2.18	0.43
24:CX:87:ARG:HH22	24:CX:137:VAL:CG2	2.22	0.43
32:DE:41:LEU:HD22	32:DE:42:ILE:N	2.33	0.43
33:DF:20:LEU:HD22	33:DF:31:ARG:HB3	2.01	0.43
34:DG:76:VAL:HG21	34:DG:94:ALA:HB1	2.00	0.43
35:DH:38:PRO:HD3	35:DH:77:ASN:O	2.18	0.43
40:DM:3:ARG:O	40:DM:52:TYR:HA	2.18	0.43
52:E:113:LEU:HA	52:E:113:LEU:HD23	1.74	0.43
55:H:25:ARG:HA	55:H:28:PHE:CD2	2.54	0.43
58:K:13:SER:HB2	58:K:47:PHE:HD1	1.83	0.43
60:M:57:LYS:HB2	60:M:110:HIS:CE1	2.53	0.43
62:O:92:ILE:O	62:O:96:VAL:HG23	2.18	0.43
64:Q:15:HIS:H	64:Q:22:LEU:HD23	1.83	0.43
67:T:2:SER:HB2	67:T:3:LEU:HD13	2.00	0.43
67:T:29:VAL:HG22	67:T:54:LEU:HD12	2.01	0.43
69:V:87:HIS:HB3	69:V:89:ARG:NH1	2.33	0.43
1:1:1286:A:N3	1:1:1287:A:H1'	2.34	0.43
1:1:1308:A:N1	1:1:2381:G:O2'	2.42	0.43
1:1:1558:A:O2'	27:8:34:LEU:HD23	2.18	0.43
1:1:1577:G:H2'	1:1:1578:C:O4'	2.18	0.43
25:6:1174:C:H2'	25:6:1175:U:O4'	2.18	0.43
25:6:1585:U:H2'	25:6:1586:A:H8	1.84	0.43
25:6:473:A:H4'	25:6:768:C:O2	2.18	0.43
25:6:823:G:H2'	25:6:824:G:O4'	2.18	0.43
25:A:280:U:HO2'	25:A:281:G:P	2.37	0.43
25:A:941:A:C5	25:A:942:G:H1'	2.53	0.43
30:AB:74:ASN:CG	30:AB:115:LYS:HB2	2.39	0.43
1:1:634:C:H4'	34:AF:47:ARG:NH1	2.34	0.43
37:AI:62:GLN:O	37:AI:66:VAL:HG23	2.19	0.43
44:AP:21:THR:HG21	44:AP:76:LYS:HG3	1.99	0.43
1:AR:1049:C:H2'	1:AR:1050:U:C6	2.54	0.43
1:AR:148:G:OP2	16:CP:4:TYR:OH	2.25	0.43
1:AR:1495:U:H5	1:AR:1835:A:C2	2.37	0.43
1:AR:2595:A:H3'	1:AR:2596:U:H6	1.83	0.43

Continued on next page...

Continued from previous page...

Atom-1	Atom-2	Interatomic distance (Å)	Clash overlap (Å)
1:AR:2726:C:O2'	1:AR:2727:A:H2'	2.18	0.43
1:AR:2976:A:OP1	84:AR:3652:OHX:N3	2.52	0.43
1:AR:3267:A:H2'	8:CH:69:PHE:CE1	2.53	0.43
1:AR:3326:G:H2'	1:AR:3327:G:C8	2.53	0.43
1:AR:594:U:H2'	1:AR:609:G:O6	2.17	0.43
1:AR:829:U:H3	1:AR:895:A:H62	1.66	0.43
49:B:167:LYS:HG2	49:B:168:HIS:CD2	2.54	0.43
2:AS:39:C:N3	13:CM:70:THR:HG23	2.33	0.43
1:AR:86:G:O2'	14:CN:11:LYS:HD3	2.18	0.43
18:CR:171:ARG:NH1	18:CR:171:ARG:HB2	2.33	0.43
18:CR:172:GLN:HA	18:CR:175:ARG:HB2	2.00	0.43
23:CW:10:LYS:HD2	23:CW:10:LYS:N	2.34	0.43
30:DC:74:ASN:HB3	30:DC:115:LYS:H	1.83	0.43
25:A:149:C:O2'	55:H:132:ARG:NH1	2.50	0.43
66:S:88:VAL:HG22	66:S:89:SER:H	1.84	0.43
21:0:30:PHE:CE2	21:0:103:VAL:HG21	2.53	0.43
1:1:2257:C:H2'	1:1:2258:U:O4'	2.18	0.43
1:1:2357:A:H2'	1:1:2358:A:H8	1.83	0.43
1:1:2427:U:H2'	1:1:2428:U:C6	2.54	0.43
1:1:2443:A:N6	1:1:2504:U:C4	2.86	0.43
1:1:261:U:H2'	1:1:262:U:C6	2.54	0.43
1:1:2630:C:H1'	1:1:2758:A:N3	2.34	0.43
1:1:1128:U:C2	1:1:2828:G:O4'	2.72	0.43
1:1:2989:U:H2'	1:1:2990:G:O4'	2.19	0.43
1:1:816:A:H1'	1:1:819:U:O4	2.19	0.43
22:2:18:ASP:HB3	22:2:21:LYS:HB2	2.00	0.43
3:4:127:U:C2'	3:4:128:U:H5'	2.48	0.43
3:4:14:C:C4	3:4:15:G:C6	3.06	0.43
25:6:151:G:N2	25:6:163:G:N2	2.66	0.43
25:6:1554:U:H3'	25:6:1555:A:H8	1.83	0.43
25:6:63:G:H4'	25:6:170:U:C5	2.54	0.43
25:6:82:U:H2'	25:6:83:G:O4'	2.18	0.43
28:9:126:LEU:CD1	28:9:127:GLU:H	2.30	0.43
28:9:82:VAL:HG12	28:9:84:LYS:H	1.83	0.43
25:A:1175:U:H3	25:A:1464:G:H1	1.65	0.43
25:A:1695:G:N2	25:A:1706:C:H41	2.16	0.43
25:A:175:G:H22	25:A:266:A:P	2.41	0.43
25:A:470:A:OP2	84:A:1954:OHX:N6	2.52	0.43
37:AI:108:GLN:O	37:AI:112:PRO:HG3	2.18	0.43
1:AR:1070:U:C4	1:AR:1071:U:C4	3.06	0.43
1:AR:1157:G:H2'	1:AR:1158:A:O4'	2.19	0.43

Continued on next page...

Continued from previous page...

Atom-1	Atom-2	Interatomic distance (Å)	Clash overlap (Å)
1:AR:1566:A:N6	1:AR:1567:U:O2	2.52	0.43
1:AR:2522:G:H2'	1:AR:2522:G:N3	2.33	0.43
1:AR:2608:G:H2'	1:AR:2609:A:C8	2.53	0.43
1:AR:2988:C:H2'	1:AR:2989:U:C6	2.54	0.43
1:AR:541:U:O4	84:AR:3516:OHX:N4	2.52	0.43
1:AR:61:A:H2'	1:AR:62:A:O4'	2.19	0.43
1:AR:686:G:C2	1:AR:695:C:C2	3.06	0.43
2:AS:94:C:H2'	2:AS:95:A:C8	2.54	0.43
49:B:142:PRO:HG3	70:W:32:VAL:HG13	2.00	0.43
50:C:178:GLY:O	50:C:183:GLN:HB3	2.18	0.43
50:C:48:VAL:HG11	50:C:61:LEU:HD21	2.01	0.43
5:CE:173:GLN:O	5:CE:174:LYS:HB2	2.18	0.43
5:CE:155:ALA:O	5:CE:188:ILE:HG21	2.18	0.43
6:CF:181:VAL:O	6:CF:182:LEU:HB2	2.18	0.43
6:CF:204:GLY:O	6:CF:246:ARG:NH1	2.52	0.43
8:CH:154:LEU:HD23	8:CH:154:LEU:HA	1.79	0.43
12:CL:182:LEU:HD23	12:CL:182:LEU:HA	1.75	0.43
13:CM:96:PHE:HB3	13:CM:156:LYS:HG3	1.99	0.43
13:CM:54:VAL:HG12	13:CM:56:THR:HG23	1.99	0.43
16:CP:35:VAL:O	16:CP:64:VAL:HA	2.18	0.43
1:AR:289:A:H5'	16:CP:95:GLN:O	2.17	0.43
1:AR:3276:G:C6	18:CR:172:GLN:HB2	2.53	0.43
20:CT:60:LYS:HE2	20:CT:60:LYS:HB2	1.78	0.43
23:CW:54:VAL:HG12	23:CW:67:SER:HB2	2.00	0.43
37:DJ:17:LEU:HA	37:DJ:20:GLN:HB2	2.00	0.43
41:DN:4:GLN:HB2	41:DN:4:GLN:HE21	1.60	0.43
56:I:111:LYS:HD2	56:I:111:LYS:HA	1.76	0.43
1:1:2603:G:N7	84:1:3402:OHX:N6	2.67	0.43
1:1:2621:G:C6	1:1:2622:C:C4	3.07	0.43
1:1:424:G:O5'	1:1:424:G:H8	2.02	0.43
1:1:92:G:H5'	1:1:93:C:H5"	2.01	0.43
1:1:943:U:H3'	30:AB:13:GLY:HA2	2.01	0.43
1:1:964:G:C2	1:1:965:A:C4	3.06	0.43
1:1:2700:G:OP1	22:2:17:ARG:HB2	2.18	0.43
2:3:79:A:OP2	84:3:203:OHX:N6	2.52	0.43
25:6:1091:A:H4'	25:6:1092:A:O5'	2.19	0.43
25:6:140:A:H5"	25:6:140:A:N3	2.32	0.43
25:A:1262:U:H2'	25:A:1263:G:C8	2.53	0.43
25:A:1278:G:H2'	25:A:1279:C:O4'	2.19	0.43
25:A:1404:C:H2'	25:A:1405:G:H8	1.83	0.43
25:A:1433:G:H2'	25:A:1434:U:C6	2.53	0.43

Continued on next page...

Continued from previous page...

Atom-1	Atom-2	Interatomic distance (Å)	Clash overlap (Å)
25:A:734:A:H5'	25:A:735:C:OP1	2.18	0.43
29:AA:9:LYS:HD2	29:AA:83:THR:O	2.19	0.43
38:AJ:34:SER:OG	38:AJ:37:THR:OG1	2.35	0.43
1:AR:2259:A:OP2	84:AR:3449:OHX:N1	2.51	0.43
1:AR:230:U:H2'	1:AR:231:G:O4'	2.19	0.43
1:AR:2393:G:P	5:CE:248:LYS:HE3	2.59	0.43
1:AR:2406:C:H2'	1:AR:2407:C:C6	2.53	0.43
1:AR:2952:G:H2'	1:AR:2953:U:H6	1.81	0.43
1:AR:3052:G:H2'	1:AR:3053:G:H8	1.84	0.43
1:AR:3242:G:C2	1:AR:3245:A:C8	3.07	0.43
1:AR:3374:U:H2'	1:AR:3378:C:N4	2.33	0.43
1:AR:1752:A:OP2	84:AR:3582:OHX:N3	2.52	0.43
1:AR:888:A:H2'	1:AR:889:U:O4'	2.19	0.43
2:AS:79:A:H2'	2:AS:80:G:O4'	2.18	0.43
4:CD:144:ASN:HD22	4:CD:160:SER:HB2	1.82	0.43
4:CD:227:ARG:O	4:CD:227:ARG:HD3	2.18	0.43
7:CG:293:LEU:O	84:CG:302:OHX:N6	2.52	0.43
9:CI:92:ILE:HD12	9:CI:92:ILE:HA	1.62	0.43
13:CM:173:ASP:HB3	13:CM:174:LYS:H	1.55	0.43
11:CK:20:ILE:HB	15:CO:7:VAL:HG13	2.00	0.43
20:CT:153:LYS:O	20:CT:157:GLU:N	2.52	0.43
1:AR:1145:G:H5'	34:DG:46:PHE:CE1	2.53	0.43
36:DI:13:TYR:O	36:DI:18:ASN:ND2	2.46	0.43
25:6:1772:C:OP1	43:DP:2:ARG:HD3	2.18	0.43
44:DQ:35:LEU:HB3	44:DQ:40:LYS:HG2	2.00	0.43
53:F:24:SER:O	53:F:24:SER:OG	2.36	0.43
53:F:60:GLU:O	53:F:64:ILE:HG13	2.19	0.43
58:K:13:SER:OG	58:K:14:THR:N	2.52	0.43
1:1:847:A:OP1	62:O:140:LYS:HD3	2.18	0.43
68:U:45:MET:HE3	68:U:46:PRO:HD2	2.01	0.43
1:1:1071:U:O2'	1:1:1072:G:OP2	2.34	0.43
1:1:1478:C:H2'	1:1:1479:U:H6	1.83	0.43
1:1:1877:U:OP2	84:1:3465:OHX:N2	2.52	0.43
1:1:2144:A:H1'	1:1:2281:A:N6	2.34	0.43
1:1:2767:U:H2'	1:1:2768:U:C6	2.53	0.43
3:4:122:U:H2'	3:4:123:G:H8	1.84	0.43
25:6:333:A:C6	25:6:334:G:C6	3.07	0.43
25:6:624:G:H2'	25:6:625:C:H6	1.83	0.43
25:6:794:U:H4'	25:6:795:U:OP2	2.18	0.43
25:A:1332:C:O2'	52:E:162:GLN:HB3	2.19	0.43
25:A:1340:U:N3	25:A:1378:U:H4'	2.34	0.43

Continued on next page...

Continued from previous page...

Atom-1	Atom-2	Interatomic distance (Å)	Clash overlap (Å)
25:A:28:A:H2'	25:A:29:U:C6	2.54	0.43
25:A:545:A:H4'	25:A:546:U:OP1	2.18	0.43
1:1:716:A:N6	30:AB:117:ARG:HG3	2.34	0.43
36:AH:20:ILE:HA	36:AH:20:ILE:HD13	1.74	0.43
1:1:1821:U:C2	36:AH:67:LYS:HB2	2.54	0.43
1:AR:1190:A:C5	1:AR:1193:A:H1'	2.53	0.43
1:AR:1213:G:OP1	21:CU:139:TYR:OH	2.14	0.43
1:AR:1935:G:N7	84:AR:3416:OHX:N1	2.66	0.43
1:AR:2298:U:O4	1:AR:2923:U:H5	2.01	0.43
1:AR:2822:U:C4	1:AR:2823:G:C5	3.07	0.43
1:AR:2986:U:H2'	1:AR:2987:A:C8	2.54	0.43
1:AR:322:U:H5''	1:AR:323:A:OP1	2.19	0.43
1:AR:994:G:O6	84:AR:3657:OHX:N1	2.51	0.43
1:AR:528:U:H2'	1:AR:529:A:H8	1.84	0.43
49:B:195:TRP:NE1	49:B:197:ILE:HD13	2.34	0.43
5:CE:105:VAL:HG21	5:CE:148:LEU:HD13	2.01	0.43
8:CH:52:VAL:CG1	8:CH:65:ILE:HG13	2.49	0.43
13:CM:54:VAL:O	13:CM:55:ARG:HB3	2.19	0.43
14:CN:35:ARG:O	14:CN:39:ARG:HG3	2.18	0.43
19:CS:67:ILE:HG23	19:CS:81:VAL:HG11	1.99	0.43
24:CX:127:PRO:O	24:CX:130:ALA:HB3	2.18	0.43
36:DI:19:LYS:NZ	36:DI:38:LEU:HD23	2.34	0.43
56:I:30:SER:HB2	56:I:34:LEU:HB2	2.00	0.43
57:J:70:GLU:HG3	57:J:112:TRP:CH2	2.54	0.43
59:L:46:LEU:O	59:L:50:THR:HG23	2.19	0.43
64:Q:63:ALA:HB1	64:Q:74:ALA:HB3	2.01	0.43
70:W:38:LYS:O	70:W:46:ILE:N	2.49	0.43
71:X:104:LEU:HD23	71:X:111:MET:O	2.18	0.43
71:X:81:VAL:HG13	71:X:85:ASP:HB2	2.01	0.43
72:Y:96:VAL:HG12	72:Y:127:VAL:HG11	2.01	0.43
73:Z:41:ARG:O	73:Z:45:ALA:HB2	2.19	0.43
21:O:30:PHE:CZ	21:O:103:VAL:HG21	2.54	0.43
1:1:1190:A:H8	1:1:1297:C:O3'	2.01	0.43
1:1:2442:G:N1	1:1:2443:A:N7	2.67	0.43
1:1:2623:G:H2'	1:1:2624:G:C8	2.54	0.43
1:1:2694:A:C6	1:1:2695:A:C6	3.07	0.43
2:3:113:C:H2'	2:3:114:U:O4'	2.18	0.43
25:6:1699:G:HO2'	25:6:1702:A:N6	2.16	0.43
25:6:219:A:HO2'	25:6:220:A:H8	1.65	0.43
25:A:1237:G:H2'	25:A:1238:A:H8	1.84	0.43
25:A:1533:C:H4'	25:A:1539:G:H1	1.80	0.43

Continued on next page...

Continued from previous page...

Atom-1	Atom-2	Interatomic distance (Å)	Clash overlap (Å)
25:A:525:A:C5	25:A:526:A:C5	3.07	0.43
25:A:870:C:O2	25:A:957:G:N2	2.47	0.43
30:AB:111:LYS:HA	30:AB:129:PHE:O	2.18	0.43
44:AP:85:LEU:HD12	44:AP:85:LEU:HA	1.85	0.43
1:AR:1295:G:OP1	21:CU:84:ARG:HG3	2.18	0.43
1:AR:1367:G:HO2'	1:AR:1368:U:H6	1.67	0.43
1:AR:1656:A:OP2	36:DI:37:LYS:HE3	2.19	0.43
1:AR:2352:A:H2'	1:AR:2353:G:C8	2.53	0.43
1:AR:2794:G:O2'	1:AR:2795:U:OP2	2.24	0.43
1:AR:3273:A:O2'	1:AR:3274:A:H5'	2.18	0.43
1:AR:3306:U:H2'	1:AR:3307:A:H5''	2.00	0.43
1:AR:2964:G:N7	84:AR:3483:OHX:N2	2.67	0.43
1:AR:383:G:N2	1:AR:385:A:H3'	2.33	0.43
1:AR:718:G:O6	1:AR:751:A:H1'	2.18	0.43
50:C:181:LEU:H	50:C:181:LEU:HD13	1.84	0.43
1:AR:896:A:H5'	4:CD:183:GLY:HA2	2.01	0.43
5:CE:11:HIS:CE1	5:CE:235:THR:HA	2.54	0.43
6:CF:361:HIS:CG	6:CF:362:ASP:N	2.87	0.43
11:CK:93:VAL:O	11:CK:177:ASP:HA	2.19	0.43
12:CL:38:LYS:HG2	12:CL:41:ALA:HB2	2.01	0.43
14:CN:46:ILE:CG2	14:CN:49:ARG:HB2	2.48	0.43
15:CO:16:GLU:HB3	21:CU:149:LYS:HB3	2.01	0.43
17:CQ:128:ARG:HH11	17:CQ:128:ARG:CB	2.32	0.43
20:CT:92:GLN:O	20:CT:96:ILE:HG13	2.19	0.43
24:CX:80:ARG:NH1	24:CX:116:GLY:HA3	2.34	0.43
51:D:50:ILE:HG23	51:D:55:GLU:CD	2.38	0.43
1:AR:40:A:N7	30:DC:29:PRO:O	2.51	0.43
36:DI:84:CYS:O	36:DI:88:ARG:HG2	2.19	0.43
37:DJ:100:VAL:HG12	37:DJ:101:THR:O	2.19	0.43
52:E:58:VAL:O	52:E:65:ARG:HB3	2.18	0.43
54:G:146:THR:HG23	54:G:221:ALA:HA	2.00	0.43
57:J:107:THR:OG1	57:J:108:PRO:HD3	2.18	0.43
60:M:125:VAL:HG12	60:M:139:VAL:HA	2.00	0.43
64:Q:44:ARG:HD2	64:Q:44:ARG:O	2.19	0.43
71:X:8:ALA:HA	71:X:74:VAL:HG11	2.01	0.43
58:K:61:THR:HG22	71:X:97:ARG:HH12	1.83	0.43
1:1:1427:U:H2'	1:1:1428:A:C8	2.54	0.43
1:1:1562:C:H2'	1:1:1563:C:C6	2.54	0.43
1:1:2256:A:N7	25:A:1757:G:H4'	2.34	0.43
1:1:2347:U:H2'	1:1:2348:A:O4'	2.19	0.43
1:1:371:G:H4'	1:1:396:A:N1	2.34	0.43

Continued on next page...

Continued from previous page...

Atom-1	Atom-2	Interatomic distance (Å)	Clash overlap (Å)
1:1:734:C:H2'	1:1:735:A:O4'	2.19	0.43
22:2:17:ARG:HD2	22:2:17:ARG:HA	1.80	0.43
25:A:1196:A:H4'	25:A:1197:C:O5'	2.18	0.43
25:A:1672:G:H2'	25:A:1673:G:C8	2.53	0.43
25:A:275:C:H2'	25:A:276:C:C5	2.54	0.43
25:A:344:A:C6	25:A:345:U:C4	3.06	0.43
25:A:393:C:OP2	57:J:2:GLY:N	2.51	0.43
1:1:969:C:H5''	31:AC:19:ASN:HD22	1.84	0.43
33:AE:31:ARG:HH11	33:AE:31:ARG:HB3	1.84	0.43
1:AR:1334:U:H5''	9:CI:206:LYS:HB3	2.00	0.43
1:AR:151:A:P	16:CP:147:ARG:HH12	2.42	0.43
1:AR:2279:A:H2'	1:AR:2288:G:O6	2.19	0.43
1:AR:2396:G:OP1	1:AR:2397:A:H4'	2.19	0.43
1:AR:244:G:C5	1:AR:245:U:C4	3.07	0.43
1:AR:3189:G:H2'	1:AR:3190:C:H6	1.83	0.43
1:AR:3219:G:H4'	1:AR:3220:G:H5'	2.01	0.43
1:AR:3290:G:N7	84:AR:3603:OHX:N5	2.66	0.43
1:AR:962:A:O2'	1:AR:963:G:H5'	2.19	0.43
50:C:61:LEU:C	50:C:63:GLY:H	2.22	0.43
4:CD:206:PRO:HG3	4:CD:213:GLY:HA3	2.00	0.43
7:CG:259:LYS:O	7:CG:260:PHE:HD1	2.02	0.43
7:CG:279:LYS:HE3	7:CG:282:ARG:NH1	2.33	0.43
10:CJ:169:LEU:HA	10:CJ:169:LEU:HD23	1.79	0.43
1:AR:1008:U:H4'	12:CL:34:TYR:HD2	1.84	0.43
12:CL:3:ARG:CZ	12:CL:63:GLU:HG3	2.48	0.43
18:CR:30:ARG:HA	18:CR:119:VAL:HG11	2.00	0.43
19:CS:36:LEU:HA	19:CS:36:LEU:HD23	1.80	0.43
21:CU:17:GLU:O	21:CU:20:PRO:HD3	2.18	0.43
21:CU:24:LEU:HG	22:CV:146:ASN:ND2	2.34	0.43
21:CU:42:TRP:NE1	21:CU:53:LYS:HG3	2.33	0.43
21:CU:26:ARG:O	22:CV:150:THR:HA	2.18	0.43
51:D:225:LEU:HG	70:W:23:ILE:HG13	2.01	0.43
29:DB:76:ASN:OD1	29:DB:77:TYR:N	2.52	0.43
1:AR:256:G:H4'	37:DJ:111:PHE:HZ	1.82	0.43
56:I:43:PHE:CE2	56:I:46:ILE:HG12	2.53	0.43
56:I:51:VAL:HG22	56:I:55:LYS:O	2.18	0.43
58:K:55:ALA:O	58:K:59:LEU:HG	2.19	0.43
67:T:136:GLN:H	67:T:136:GLN:HG2	1.39	0.43
67:T:30:TYR:O	67:T:33:THR:OG1	2.30	0.43
25:A:150:U:P	73:Z:123:LYS:HZ3	2.41	0.43
21:0:82:ASP:OD1	21:0:87:THR:HB	2.18	0.42

Continued on next page...

Continued from previous page...

Atom-1	Atom-2	Interatomic distance (Å)	Clash overlap (Å)
1:1:118:U:C5	1:1:119:U:C4	3.06	0.42
1:1:1355:A:H4'	1:1:1356:U:O5'	2.19	0.42
1:1:1909:A:H2'	1:1:1910:A:C8	2.54	0.42
1:1:2203:U:O2	1:1:2240:G:C2	2.71	0.42
1:1:2292:U:C4	1:1:2293:C:N4	2.87	0.42
1:1:2357:A:O2'	1:1:2358:A:H5'	2.19	0.42
1:1:3139:A:N6	1:1:3140:G:C2	2.87	0.42
1:1:391:A:C5	1:1:392:G:C8	3.07	0.42
1:1:968:G:H2'	1:1:969:C:C6	2.53	0.42
22:2:124:VAL:HB	22:2:125:ALA:H	1.65	0.42
1:1:2700:G:O2'	22:2:47:SER:HA	2.19	0.42
3:4:93:U:H2'	3:4:94:C:C6	2.54	0.42
25:6:1150:G:O6	84:6:1970:OHX:N5	2.51	0.42
25:6:1553:G:N2	25:6:1555:A:H3'	2.34	0.42
25:6:328:A:H2'	25:6:329:G:C8	2.54	0.42
25:6:894:U:H2'	25:6:895:G:C8	2.54	0.42
25:A:1002:G:C6	25:A:1003:A:N7	2.87	0.42
25:A:1046:G:O2'	25:A:1047:G:H5'	2.19	0.42
27:8:58:ASP:OD2	37:AI:25:LYS:NZ	2.51	0.42
1:AR:1103:A:N6	1:AR:1363:A:H1'	2.33	0.42
1:AR:1591:G:H1'	1:AR:1799:A:N1	2.33	0.42
1:AR:1867:A:H2'	1:AR:1868:G:H8	1.82	0.42
1:AR:2768:U:H2'	1:AR:2769:A:C8	2.54	0.42
1:AR:2984:C:H2'	1:AR:2985:C:C6	2.54	0.42
1:AR:3164:C:H1'	1:AR:3165:A:H5'	2.01	0.42
1:AR:3181:C:H2'	1:AR:3182:G:O4'	2.19	0.42
1:AR:3393:U:H2'	1:AR:3394:U:C6	2.50	0.42
1:AR:2656:A:O2'	84:AR:3409:OHX:N1	2.52	0.42
1:AR:2254:U:O4	84:AR:3623:OHX:N6	2.52	0.42
1:AR:594:U:O2'	1:AR:595:G:H5'	2.19	0.42
1:AR:939:U:H2'	1:AR:940:G:C8	2.52	0.42
3:AT:135:G:OP2	27:CZ:56:ARG:NH2	2.48	0.42
1:AR:914:A:C2	4:CD:204:MET:HB3	2.54	0.42
5:CE:243:HIS:C	5:CE:244:ARG:HG3	2.38	0.42
9:CI:174:GLY:HA2	9:CI:177:GLY:O	2.19	0.42
12:CL:129:VAL:HA	12:CL:133:GLN:OE1	2.19	0.42
12:CL:46:PHE:CD2	12:CL:139:ARG:HG3	2.54	0.42
12:CL:4:ARG:HB2	12:CL:123:HIS:NE2	2.34	0.42
14:CN:98:ASP:OD1	14:CN:100:ARG:HG2	2.18	0.42
15:CO:99:TRP:O	15:CO:103:ILE:HG13	2.19	0.42
40:DM:41:THR:HG21	40:DM:62:ALA:CB	2.49	0.42

Continued on next page...

Continued from previous page...

Atom-1	Atom-2	Interatomic distance (Å)	Clash overlap (Å)
45:DR:35:ALA:HB3	45:DR:37:TYR:CE1	2.53	0.42
52:E:134:CYS:N	52:E:157:LEU:HD11	2.34	0.42
25:A:1232:U:H4'	59:L:2:LEU:HD21	2.01	0.42
61:N:63:VAL:HG11	61:N:94:ALA:HB2	2.01	0.42
66:S:20:TYR:N	66:S:20:TYR:CD1	2.87	0.42
72:Y:33:LEU:HA	72:Y:33:LEU:HD23	1.87	0.42
1:1:1566:A:N6	1:1:1567:U:O2	2.52	0.42
1:1:2363:A:C6	1:1:2364:G:C6	3.06	0.42
1:1:279:U:O2'	1:1:280:U:H5'	2.19	0.42
1:1:282:G:C8	1:1:282:G:H3'	2.54	0.42
1:1:2997:G:H1'	1:1:3396:U:H5'	2.01	0.42
1:1:346:C:C4	1:1:348:A:C8	3.07	0.42
3:4:85:G:H4'	3:4:86:U:OP1	2.19	0.42
25:6:1013:A:H2'	25:6:1014:G:O4'	2.19	0.42
25:6:1174:C:H42	25:6:1465:C:N4	2.17	0.42
25:6:1575:G:C2	25:6:1576:A:C4	3.07	0.42
25:6:560:U:H2'	25:6:561:G:C8	2.54	0.42
25:A:178:U:O4	55:H:191:ARG:HG2	2.18	0.42
84:A:1909:OHX:N6	84:A:2024:OHX:N5	2.67	0.42
25:A:919:A:H2'	25:A:920:U:C6	2.54	0.42
25:A:938:G:N7	84:A:1965:OHX:N6	2.67	0.42
29:AA:24:VAL:HG11	29:AA:87:LEU:HB3	2.01	0.42
44:AP:73:GLU:OE2	44:AP:80:ARG:NH2	2.52	0.42
1:AR:1331:U:H4'	1:AR:1332:A:OP2	2.19	0.42
1:AR:1481:A:H2'	1:AR:1858:A:H1'	2.01	0.42
1:AR:1821:U:C2	36:DI:67:LYS:HB2	2.55	0.42
1:AR:1932:A:H5'	1:AR:1933:A:OP2	2.19	0.42
1:AR:2931:C:H2'	1:AR:2932:U:O4'	2.19	0.42
1:AR:2950:G:C5	1:AR:2979:U:C4	3.07	0.42
1:AR:589:A:H1'	1:AR:1337:A:H5''	2.00	0.42
1:AR:668:G:OP1	84:AR:3640:OHX:N1	2.53	0.42
1:AR:864:G:O6	1:AR:893:C:H3'	2.19	0.42
1:AR:880:G:C8	1:AR:882:A:C8	3.07	0.42
1:AR:916:G:H5'	1:AR:917:A:OP1	2.19	0.42
3:AT:59:A:O2'	27:CZ:61:LYS:NZ	2.33	0.42
50:C:62:LYS:O	50:C:88:VAL:HB	2.19	0.42
1:AR:2914:G:H5'	5:CE:9:PRO:HG3	2.02	0.42
6:CF:107:ARG:HD2	6:CF:109:TRP:CH2	2.54	0.42
6:CF:281:ILE:HG13	19:CS:125:ASP:CG	2.39	0.42
8:CH:30:LEU:HD21	8:CH:57:HIS:CD2	2.54	0.42
11:CK:180:TYR:HB2	42:DO:85:LEU:HD22	2.01	0.42

Continued on next page...

Continued from previous page...

Atom-1	Atom-2	Interatomic distance (Å)	Clash overlap (Å)
15:CO:72:LEU:HD23	15:CO:84:LYS:HG3	2.01	0.42
1:AR:3178:A:C2	17:CQ:115:LYS:HG2	2.54	0.42
53:F:7:LYS:HA	53:F:7:LYS:HD2	1.77	0.42
54:G:58:LEU:HD13	54:G:138:THR:HG22	2.00	0.42
56:I:173:TYR:CE2	56:I:179:LYS:HB2	2.53	0.42
69:V:105:GLN:HG3	69:V:106:ILE:N	2.34	0.42
21:O:148:LEU:HD12	21:O:149:LYS:N	2.34	0.42
1:1:1560:G:O6	27:8:36:LYS:NZ	2.51	0.42
1:1:1719:G:H4'	1:1:1732:U:H4'	2.00	0.42
1:1:1650:G:N1	1:1:1805:C:N3	2.59	0.42
1:1:2777:G:C4	30:AB:60:TYR:CZ	3.07	0.42
1:1:279:U:H2'	1:1:280:U:C6	2.55	0.42
1:1:286:U:H2'	1:1:287:G:C8	2.53	0.42
1:1:3121:U:C1'	1:1:3122:A:H5''	2.48	0.42
1:1:3155:U:H3'	1:1:3156:U:H4'	2.02	0.42
1:1:2704:A:OP2	84:1:3405:OHX:N1	2.52	0.42
1:1:373:A:H62	1:1:396:A:N6	2.17	0.42
2:3:4:U:H2'	2:3:5:G:H8	1.81	0.42
25:6:1030:A:C5	25:6:1792:G:C6	3.07	0.42
25:6:1079:U:H2'	25:6:1080:U:C6	2.54	0.42
25:6:55:A:H1'	25:6:426:G:N2	2.33	0.42
25:6:686:C:H2'	25:6:687:G:C8	2.55	0.42
25:6:901:G:C6	25:6:902:G:C6	3.07	0.42
27:8:67:ILE:HD13	27:8:115:ARG:HH21	1.84	0.42
25:A:1294:G:C2	25:A:1322:A:C5	3.07	0.42
25:A:1370:U:O4	84:A:1998:OHX:N5	2.52	0.42
25:A:1629:G:H2'	25:A:1630:U:C6	2.54	0.42
25:A:381:C:H1'	25:A:756:A:C2	2.55	0.42
25:A:886:U:H2'	25:A:887:A:O4'	2.19	0.42
25:A:900:A:OP1	63:P:43:THR:OG1	2.38	0.42
25:A:629:U:OP2	25:A:969:C:N4	2.52	0.42
1:1:1389:G:H5''	34:AF:101:SER:HB3	2.01	0.42
36:AH:95:ILE:O	36:AH:99:LYS:HB2	2.20	0.42
1:AR:1235:U:C4'	1:AR:1236:G:H5'	2.45	0.42
1:AR:2687:G:OP1	7:CG:8:LYS:HE3	2.19	0.42
1:AR:3112:G:O2'	11:CK:70:THR:HB	2.19	0.42
1:AR:3236:U:H1'	1:AR:3252:G:N2	2.34	0.42
1:AR:3257:C:H2'	1:AR:3258:U:O4'	2.20	0.42
1:AR:2179:C:O2'	4:CD:174:ARG:NH2	2.52	0.42
5:CE:233:TRP:CG	5:CE:265:ALA:HB1	2.53	0.42
5:CE:292:ALA:HA	5:CE:303:LYS:O	2.19	0.42

Continued on next page...

Continued from previous page...

Atom-1	Atom-2	Interatomic distance (Å)	Clash overlap (Å)
5:CE:328:ILE:HG23	5:CE:329:PRO:O	2.20	0.42
7:CG:122:VAL:CG2	7:CG:125:VAL:H	2.33	0.42
10:CJ:134:TYR:CD2	10:CJ:190:VAL:HG21	2.54	0.42
10:CJ:91:PHE:CZ	10:CJ:185:ARG:HB3	2.54	0.42
12:CL:19:LYS:HA	12:CL:23:ASN:HD22	1.84	0.42
17:CQ:186:ALA:O	17:CQ:187:GLU:HB3	2.18	0.42
24:CX:68:GLU:O	24:CX:72:LYS:NZ	2.38	0.42
27:CZ:109:LYS:HE3	27:CZ:109:LYS:HB2	1.74	0.42
28:DA:103:LYS:HD3	28:DA:103:LYS:HA	1.73	0.42
30:DC:133:LEU:CD1	30:DC:137:LYS:HE3	2.50	0.42
30:DC:22:ILE:O	30:DC:24:LYS:HE2	2.20	0.42
44:DQ:47:GLN:NE2	44:DQ:53:GLN:HA	2.35	0.42
55:H:98:ARG:HD3	55:H:99:GLY:N	2.34	0.42
25:A:806:A:N6	56:I:104:ARG:HH22	2.18	0.42
57:J:76:THR:HB	57:J:105:ASP:CB	2.49	0.42
58:K:60:LEU:HD22	58:K:93:LEU:HD11	2.01	0.42
63:P:29:HIS:O	63:P:29:HIS:ND1	2.53	0.42
65:R:113:ASP:OD1	65:R:116:LEU:HB2	2.19	0.42
66:S:106:THR:O	66:S:110:VAL:HG23	2.19	0.42
67:T:54:LEU:HD23	67:T:54:LEU:HA	4.15	0.42
1:1:1015:U:O2	1:1:1017:C:O2'	2.32	0.42
1:1:1018:G:H8	1:1:1018:G:OP2	2.01	0.42
1:1:1090:G:H2'	1:1:1091:A:H8	1.85	0.42
1:1:1107:C:H2'	1:1:1108:U:H6	1.84	0.42
1:1:1620:U:H2'	1:1:1621:A:C8	2.55	0.42
1:1:2664:C:H2'	1:1:2665:U:C6	2.54	0.42
1:1:627:U:H2'	1:1:628:A:C8	2.54	0.42
25:6:1003:A:H1'	25:6:1005:A:N7	2.34	0.42
25:6:1118:G:H2'	25:6:1119:G:O4'	2.20	0.42
25:6:1273:G:H4'	25:6:1274:C:H5''	2.00	0.42
25:6:1446:A:O2'	25:6:1448:G:N7	2.47	0.42
25:6:1508:U:H2'	25:6:1509:C:H6	1.84	0.42
25:6:1347:U:O2	25:6:1516:A:H5'	2.20	0.42
25:6:1690:G:H1	25:6:1711:C:N4	2.14	0.42
25:6:1734:U:H2'	25:6:1735:U:H6	1.83	0.42
25:6:957:G:C5	25:6:958:U:C4	3.07	0.42
25:A:1279:C:OP2	52:E:185:LYS:NZ	2.46	0.42
25:A:1329:A:N1	66:S:7:LYS:NZ	2.68	0.42
25:A:1781:A:H2'	25:A:1782:A:O4'	2.19	0.42
25:A:1282:U:H5''	84:A:1992:OHX:N2	2.34	0.42
25:A:325:G:H4'	60:M:83:THR:HG21	2.01	0.42

Continued on next page...

Continued from previous page...

Atom-1	Atom-2	Interatomic distance (Å)	Clash overlap (Å)
25:A:867:G:N7	84:A:1910:OHX:N2	2.67	0.42
29:AA:57:HIS:HB3	29:AA:62:VAL:HG22	2.02	0.42
30:AB:77:LYS:O	30:AB:79:TRP:N	2.53	0.42
35:AG:73:ARG:HG3	35:AG:82:ARG:HB2	2.02	0.42
1:AR:2510:U:O2'	1:AR:2511:A:H8	2.01	0.42
1:AR:2947:G:N2	1:AR:2948:C:C2	2.87	0.42
1:AR:303:G:C2	1:AR:2778:G:N7	2.87	0.42
1:AR:3063:C:H2'	1:AR:3064:U:C6	2.54	0.42
1:AR:3110:C:H2'	1:AR:3111:U:O4'	2.20	0.42
1:AR:3112:G:O2'	1:AR:3122:A:N6	2.51	0.42
1:AR:3375:A:O2'	1:AR:3378:C:OP2	2.37	0.42
1:AR:1081:U:OP1	84:AR:3500:OHX:N5	2.52	0.42
1:AR:517:G:O6	84:AR:3575:OHX:N4	2.53	0.42
1:AR:95:A:H5''	30:DC:34:MET:CB	2.50	0.42
2:AS:120:C:H2'	7:CG:265:TYR:CE1	2.54	0.42
2:AS:70:U:H2'	2:AS:71:G:H8	1.83	0.42
50:C:149:GLN:NE2	50:C:154:SER:HB2	2.35	0.42
6:CF:294:GLU:CD	6:CF:294:GLU:H	2.23	0.42
10:CJ:72:PRO:HG2	10:CJ:75:ILE:HD12	2.01	0.42
11:CK:173:ARG:HD2	42:DO:124:LYS:HE3	2.01	0.42
17:CQ:42:ASN:OD1	17:CQ:125:ARG:HD3	2.19	0.42
51:D:218:ILE:H	51:D:218:ILE:HG13	1.69	0.42
30:DC:93:SER:OG	30:DC:93:SER:O	2.37	0.42
39:DL:60:GLY:HA2	39:DL:64:MET:HG3	2.01	0.42
53:F:199:GLU:OE1	53:F:207:LEU:HD12	2.19	0.42
25:A:757:A:H4'	53:F:22:LYS:HD2	2.00	0.42
54:G:63:GLN:CB	54:G:88:PRO:HA	2.49	0.42
59:L:59:PHE:CE2	59:L:62:GLN:HG2	2.54	0.42
71:X:53:ILE:HG12	71:X:60:LYS:HB2	2.00	0.42
1:1:1636:U:H5''	29:AA:73:LYS:NZ	2.34	0.42
1:1:1668:G:C6	1:1:1669:C:C4	3.07	0.42
1:1:1662:G:N2	1:1:1788:C:O2	2.53	0.42
1:1:1816:A:HO2'	1:1:1817:G:P	2.40	0.42
1:1:2190:U:C4	1:1:2191:U:C4	3.07	0.42
1:1:2696:A:H2'	1:1:2697:A:C8	2.55	0.42
1:1:3183:A:H2	1:1:3188:G:H4'	1.84	0.42
1:1:3233:C:H2'	1:1:3234:A:C8	2.54	0.42
1:1:3326:G:H2'	1:1:3327:G:C8	2.53	0.42
1:1:687:U:H2'	1:1:688:G:C8	2.55	0.42
1:1:83:U:OP1	84:1:3717:OHX:N5	2.53	0.42
1:1:940:G:H2'	1:1:941:G:C8	2.55	0.42

Continued on next page...

Continued from previous page...

Atom-1	Atom-2	Interatomic distance (Å)	Clash overlap (Å)
3:4:67:U:H2'	3:4:68:G:C8	2.54	0.42
25:6:1185:U:C2	25:6:1458:G:C8	3.07	0.42
25:6:1696:G:N2	25:6:1704:U:H3	2.18	0.42
25:6:17:C:H2'	25:6:18:C:C6	2.54	0.42
25:6:1159:C:O2	84:6:1994:OHX:N3	2.52	0.42
25:6:823:G:C5	25:6:850:A:C2	3.08	0.42
25:A:105:A:H4'	57:J:8:ARG:NH1	2.35	0.42
25:A:106:U:H2'	25:A:107:C:O4'	2.20	0.42
25:A:370:A:H2'	25:A:371:G:O4'	2.19	0.42
25:A:491:C:N4	25:A:496:G:H1	2.03	0.42
25:A:585:A:N6	25:A:586:G:O6	2.52	0.42
25:A:761:G:O6	84:A:1939:OHX:N1	2.53	0.42
30:AB:116:GLY:HA2	30:AB:137:LYS:CE	2.45	0.42
37:AI:6:ALA:HB1	37:AI:10:ARG:NH2	2.34	0.42
37:AI:88:LEU:HA	37:AI:88:LEU:HD23	1.85	0.42
1:AR:1120:A:C2	1:AR:1139:G:C2	3.07	0.42
1:AR:188:U:H1'	1:AR:208:C:H1'	2.00	0.42
1:AR:252:U:O4	10:CJ:120:LYS:HA	2.20	0.42
1:AR:2714:G:N2	1:AR:2751:G:C5	2.88	0.42
1:AR:2830:G:H1'	1:AR:2861:U:C2	2.55	0.42
1:AR:3107:U:H2'	1:AR:3108:G:C8	2.54	0.42
1:AR:3217:C:C5	1:AR:3220:G:H1'	2.54	0.42
1:AR:412:G:C6	1:AR:413:U:C4	3.07	0.42
1:AR:802:C:O2'	1:AR:803:C:H5'	2.20	0.42
1:AR:849:C:H2'	1:AR:850:U:C6	2.54	0.42
1:AR:892:U:OP2	84:AR:3417:OHX:N6	2.52	0.42
49:B:53:THR:OG1	49:B:161:PRO:HG2	2.19	0.42
49:B:60:ALA:O	49:B:64:ILE:N	2.44	0.42
49:B:71:GLU:HA	49:B:94:GLY:O	2.19	0.42
4:CD:137:ILE:HG12	4:CD:147:ARG:HB3	2.01	0.42
5:CE:188:ILE:HG13	5:CE:188:ILE:H	1.60	0.42
5:CE:256:HIS:HA	5:CE:257:PRO:C	2.40	0.42
6:CF:138:ARG:HE	6:CF:240:PRO:HD2	1.85	0.42
7:CG:86:TYR:CE1	7:CG:247:ILE:HA	2.54	0.42
9:CI:120:THR:H	9:CI:123:THR:HG1	1.66	0.42
10:CJ:214:LEU:HD12	10:CJ:214:LEU:HA	1.83	0.42
13:CM:166:LYS:HD3	13:CM:167:TYR:CD2	2.55	0.42
18:CR:119:VAL:HA	18:CR:145:HIS:O	2.19	0.42
21:CU:77:VAL:HG11	21:CU:106:LEU:HD22	2.02	0.42
24:CX:118:VAL:HG21	24:CX:133:SER:HB3	2.02	0.42
30:DC:126:LYS:HB3	30:DC:148:ILE:HD13	2.01	0.42

Continued on next page...

Continued from previous page...

Atom-1	Atom-2	Interatomic distance (Å)	Clash overlap (Å)
35:DH:75:HIS:HB2	35:DH:82:ARG:HG3	2.01	0.42
44:DQ:57:VAL:O	44:DQ:59:HIS:ND1	2.53	0.42
45:DR:8:VAL:HB	45:DR:11:THR:HG22	2.01	0.42
52:E:138:VAL:O	52:E:149:ALA:HA	2.19	0.42
53:F:240:LYS:H	53:F:240:LYS:CD	2.30	0.42
54:G:53:VAL:HB	54:G:59:VAL:HG22	2.02	0.42
55:H:88:ARG:HB3	55:H:91:GLU:HB2	2.00	0.42
25:A:694:U:H5	56:I:96:ARG:O	2.03	0.42
60:M:109:VAL:HA	60:M:135:VAL:HG13	2.01	0.42
62:O:112:LYS:O	62:O:116:ILE:HG13	2.19	0.42
1:1:1105:A:C2	1:1:1106:G:C4	3.08	0.42
1:1:65:A:H3'	1:1:111:C:N4	2.34	0.42
1:1:1145:G:OP1	34:AF:44:ARG:NH1	2.45	0.42
1:1:1699:A:H2'	1:1:1700:G:H8	1.84	0.42
1:1:1863:G:N1	1:1:1866:C:OP2	2.49	0.42
1:1:2220:A:N6	1:1:2221:G:C6	2.87	0.42
1:1:2860:U:C6	1:1:2938:G:H4'	2.55	0.42
1:1:2982:A:C2	1:1:2984:C:N4	2.88	0.42
1:1:3306:U:H2'	1:1:3307:A:H5''	2.01	0.42
1:1:2875:U:C6	86:1:4216:7MB:BR	3.28	0.42
1:1:616:G:H2'	1:1:617:G:C8	2.55	0.42
1:1:864:G:O6	1:1:893:C:H3'	2.19	0.42
3:4:49:G:OP1	3:4:49:G:H8	2.02	0.42
3:4:9:A:H2'	3:4:10:A:C8	2.54	0.42
25:6:1204:A:H1'	25:6:1554:U:O4	2.19	0.42
25:6:1330:G:H2'	25:6:1331:A:O4'	2.19	0.42
25:6:986:G:H2'	25:6:987:G:O4'	2.19	0.42
25:A:1202:A:H1'	25:A:1207:C:H42	1.85	0.42
25:A:181:A:H2'	25:A:182:A:C8	2.55	0.42
25:A:438:A:H1'	25:A:466:U:O2	2.20	0.42
25:A:918:U:H2'	25:A:919:A:H8	1.85	0.42
39:AK:25:ARG:HG3	41:AM:51:ILE:HG22	2.02	0.42
1:AR:1103:A:H1'	1:AR:1104:G:OP1	2.19	0.42
1:AR:2122:G:C6	1:AR:2332:A:C2	3.08	0.42
1:AR:2933:A:C2	1:AR:3014:U:H4'	2.54	0.42
1:AR:3269:U:O2	1:AR:3269:U:H5'	2.20	0.42
1:AR:3366:G:H2'	1:AR:3367:C:C6	2.55	0.42
1:AR:318:A:OP1	84:AR:3455:OHX:N5	2.52	0.42
1:AR:739:G:O6	84:AR:3466:OHX:N6	2.53	0.42
84:AR:3524:OHX:N3	84:AR:3715:OHX:N1	2.68	0.42
3:AT:134:G:H5''	27:CZ:56:ARG:HH21	1.85	0.42

Continued on next page...

Continued from previous page...

Atom-1	Atom-2	Interatomic distance (Å)	Clash overlap (Å)
3:AT:16:G:N7	84:AT:203:OHX:N4	2.67	0.42
49:B:112:THR:OG1	49:B:113:ARG:N	2.53	0.42
49:B:41:ARG:HB2	49:B:47:VAL:HG23	2.00	0.42
4:CD:147:ARG:CZ	4:CD:155:LYS:HD3	2.50	0.42
7:CG:18:THR:HA	7:CG:19:PRO:HD3	1.82	0.42
9:CI:202:LEU:HA	9:CI:202:LEU:HD23	1.73	0.42
9:CI:24:GLU:CD	9:CI:25:GLN:H	2.23	0.42
11:CK:157:ASN:HA	11:CK:160:ASP:HB2	2.02	0.42
16:CP:60:VAL:O	16:CP:61:ILE:HD13	2.20	0.42
1:AR:1718:G:OP2	20:CT:121:HIS:HD2	2.02	0.42
20:CT:92:GLN:HG2	20:CT:96:ILE:HD11	2.02	0.42
29:DB:110:ALA:O	29:DB:114:VAL:HG23	2.19	0.42
36:DI:74:ARG:HG2	36:DI:75:ALA:N	2.35	0.42
52:E:72:LEU:HD22	59:L:65:TYR:HB3	2.02	0.42
57:J:138:ASN:N	57:J:138:ASN:OD1	2.52	0.42
58:K:13:SER:O	58:K:43:TYR:HB3	2.19	0.42
69:V:51:VAL:HG13	69:V:94:GLU:HB2	2.01	0.42
73:Z:8:ARG:HB2	73:Z:26:ASP:HB3	2.01	0.42
1:1:1658:G:O6	84:1:3702:OHX:N4	2.52	0.42
1:1:2193:U:O4	1:1:2243:A:N6	2.52	0.42
1:1:2439:A:H2'	1:1:2440:G:H8	1.85	0.42
1:1:3082:C:H2'	1:1:3083:G:H8	1.83	0.42
21:0:27:MET:HG2	22:2:151:LEU:O	2.20	0.42
2:3:19:C:H2'	2:3:20:A:C8	2.55	0.42
3:4:23:U:C4'	28:9:17:LYS:HG2	2.50	0.42
25:6:1660:A:C6	25:6:1661:U:C4	3.08	0.42
25:6:1756:A:H8	25:6:1756:A:O5'	2.03	0.42
25:6:44:U:OP2	25:6:437:A:N6	2.53	0.42
25:6:59:C:C4	25:6:452:A:C6	3.07	0.42
25:6:675:U:O2'	25:6:676:G:H5'	2.20	0.42
25:6:882:U:H2'	25:6:883:C:H6	1.84	0.42
25:A:1031:U:H4'	25:A:1032:G:OP2	2.19	0.42
25:A:1191:U:H6	25:A:1191:U:O5'	2.03	0.42
25:A:1488:G:O2'	25:A:1494:C:O2	2.31	0.42
25:A:1614:A:C6	25:A:1615:C:C4	3.08	0.42
25:A:1669:U:O4	84:A:1933:OHX:N2	2.53	0.42
25:A:52:U:H2'	25:A:53:G:C8	2.55	0.42
1:1:714:G:C2	30:AB:113:LEU:HD11	2.54	0.42
33:AE:29:ALA:HB3	33:AE:30:PRO:HD3	2.02	0.42
1:AR:1132:C:H2'	1:AR:1133:A:C8	2.55	0.42
1:AR:1781:C:H2'	1:AR:1782:U:C6	2.54	0.42

Continued on next page...

Continued from previous page...

Atom-1	Atom-2	Interatomic distance (Å)	Clash overlap (Å)
1:AR:2181:C:H2'	1:AR:2182:A:O4'	2.19	0.42
1:AR:2807:U:O3'	1:AR:2808:A:H3'	2.20	0.42
1:AR:3285:C:H2'	1:AR:3286:G:O4'	2.19	0.42
1:AR:794:U:H2'	1:AR:795:G:C8	2.55	0.42
3:AT:56:G:C2	3:AT:57:C:C2	3.08	0.42
49:B:55:GLU:HG2	70:W:79:LEU:HD23	2.01	0.42
12:CL:48:LEU:HD22	12:CL:49:CYS:H	1.84	0.42
1:AR:728:G:H5''	19:CS:43:PRO:HB2	2.02	0.42
1:AR:784:A:C6	19:CS:93:ILE:HG22	2.55	0.42
24:CX:34:LEU:HD23	24:CX:34:LEU:HA	1.79	0.42
51:D:49:LYS:HD3	51:D:49:LYS:HA	1.78	0.42
31:DD:18:ARG:HD2	31:DD:18:ARG:HA	1.84	0.42
1:AR:1162:U:H4'	34:DG:57:TYR:CE1	2.55	0.42
52:E:102:ALA:HA	52:E:186:VAL:HG21	2.01	0.42
52:E:21:LEU:HA	52:E:21:LEU:HD23	1.79	0.42
54:G:82:PHE:CD1	54:G:165:LEU:HD22	2.55	0.42
58:K:120:LYS:HD3	58:K:120:LYS:HA	4.52	0.42
50:C:65:VAL:O	63:P:34:SER:HA	2.20	0.42
66:S:19:ARG:HG3	66:S:20:TYR:CE1	2.55	0.42
67:T:123:ARG:HG3	67:T:133:VAL:CG2	2.49	0.42
69:V:26:LEU:O	69:V:89:ARG:N	2.38	0.42
72:Y:13:ARG:O	72:Y:16:ARG:HG3	2.19	0.42
21:O:83:SER:HG	21:O:88:HIS:HE2	1.65	0.42
1:1:1734:G:N7	84:1:3453:OHX:N5	2.68	0.42
1:1:2298:U:O4	1:1:2923:U:H5	2.03	0.42
1:1:2761:G:C4	1:1:2795:U:C5	3.08	0.42
1:1:2948:C:H2'	1:1:2949:U:O4'	2.20	0.42
1:1:3051:U:C2	1:1:3052:G:C8	3.08	0.42
1:1:3113:A:H2'	1:1:3114:A:O4'	2.19	0.42
1:1:3082:C:OP2	84:1:3474:OHX:N2	2.53	0.42
1:1:677:A:C8	1:1:786:A:C6	3.08	0.42
2:3:71:G:H2'	2:3:72:A:C8	2.54	0.42
25:6:138:A:N6	25:6:266:A:N6	2.66	0.42
25:A:1298:U:O3'	51:D:212:LYS:NZ	2.51	0.42
25:A:1606:C:H2'	25:A:1607:G:C8	2.54	0.42
1:AR:1579:C:N4	1:AR:1580:A:H62	2.18	0.42
1:AR:2186:U:H2'	1:AR:2187:G:O4'	2.20	0.42
1:AR:2304:C:C5	1:AR:2305:G:C6	3.07	0.42
1:AR:2344:U:H2'	1:AR:2345:A:C8	2.54	0.42
1:AR:2357:A:H2'	1:AR:2358:A:C8	2.55	0.42
1:AR:2523:A:O2'	1:AR:2587:U:H1'	2.19	0.42

Continued on next page...

Continued from previous page...

Atom-1	Atom-2	Interatomic distance (Å)	Clash overlap (Å)
1:AR:2725:U:H3'	1:AR:2726:C:O2	2.19	0.42
1:AR:3046:A:H2'	1:AR:3047:U:O4'	2.19	0.42
1:AR:869:G:H1'	1:AR:891:G:N2	2.34	0.42
50:C:30:PHE:CD1	50:C:96:LEU:HD22	2.55	0.42
50:C:69:CYS:SG	63:P:114:ARG:HD3	2.59	0.42
4:CD:179:LEU:HA	4:CD:179:LEU:HD12	1.82	0.42
5:CE:252:ILE:CG1	5:CE:266:ARG:HH21	2.23	0.42
1:AR:3003:G:P	5:CE:26:ARG:HH22	2.43	0.42
6:CF:185:LYS:HA	6:CF:200:THR:O	2.19	0.42
7:CG:110:LEU:HD12	7:CG:110:LEU:HA	1.68	0.42
8:CH:42:LEU:HD23	8:CH:84:VAL:HG22	2.02	0.42
9:CI:180:SER:H	9:CI:183:ASP:HB2	1.85	0.42
10:CJ:136:LEU:HA	10:CJ:197:VAL:HG21	2.01	0.42
17:CQ:27:LEU:H	17:CQ:27:LEU:HG	1.56	0.42
17:CQ:50:ASN:HA	17:CQ:53:LYS:HB2	2.00	0.42
22:CV:97:LYS:HB2	22:CV:97:LYS:HE3	1.48	0.42
31:DD:16:ALA:HB1	31:DD:21:ILE:HD11	2.02	0.42
33:DF:19:ARG:HD3	33:DF:35:GLU:HG3	2.01	0.42
38:DK:57:LEU:HA	38:DK:57:LEU:HD23	1.76	0.42
56:I:73:VAL:C	56:I:75:THR:H	2.21	0.42
59:L:71:GLU:H	59:L:71:GLU:HG2	1.66	0.42
60:M:78:THR:O	60:M:78:THR:OG1	2.36	0.42
60:M:7:VAL:CG1	60:M:8:GLN:H	2.26	0.42
62:O:91:LEU:HA	62:O:91:LEU:HD23	1.79	0.42
66:S:16:LEU:HD23	66:S:16:LEU:HA	1.82	0.42
67:T:13:HIS:ND1	67:T:13:HIS:N	3.51	0.42
38:AJ:51:SER:CB	69:V:15:GLN:HB3	193.68	0.42
72:Y:27:ASN:O	72:Y:31:LYS:HG2	2.19	0.42
21:O:12:ARG:HB3	21:O:24:LEU:HD23	2.01	0.42
21:O:155:ARG:HD3	21:O:172:TYR:CD1	2.55	0.42
1:1:953:G:C8	1:1:1117:G:C8	3.07	0.42
1:1:1487:G:H1	1:1:1855:U:H3	1.68	0.42
1:1:1639:C:O2'	1:1:1640:G:H5'	2.19	0.42
1:1:1704:A:HO2'	1:1:1705:U:H5	1.66	0.42
1:1:1941:C:H2'	1:1:1942:U:C6	2.55	0.42
1:1:196:G:N2	1:1:198:A:H3'	2.34	0.42
1:1:709:A:H1'	1:1:2787:G:O2'	2.19	0.42
1:1:3133:C:H2'	1:1:3134:A:O4'	2.19	0.42
1:1:392:G:N7	84:1:3567:OHX:N2	2.68	0.42
1:1:533:A:H4'	1:1:534:U:OP1	2.19	0.42
1:1:3:U:C2	3:4:157:U:C2	3.07	0.42

Continued on next page...

Continued from previous page...

Atom-1	Atom-2	Interatomic distance (Å)	Clash overlap (Å)
25:6:833:U:O4	84:6:1956:OHX:N2	2.52	0.42
25:6:526:A:N6	25:6:527:A:C5	2.88	0.42
25:6:891:A:H2'	25:6:892:A:C8	2.54	0.42
25:A:1039:A:O2'	25:A:1040:G:OP2	2.34	0.42
25:A:1683:C:O2'	25:A:1684:U:O5'	2.36	0.42
29:AA:46:ILE:HD11	29:AA:48:ARG:C	2.40	0.42
39:AK:74:PHE:HA	39:AK:78:PHE:CE1	2.55	0.42
42:AN:103:LEU:HD23	42:AN:103:LEU:HA	1.75	0.42
1:AR:1020:G:C6	1:AR:1033:U:C2	3.07	0.42
1:AR:1193:A:H2'	1:AR:1194:G:O4'	2.19	0.42
1:AR:1878:G:H5'	84:AR:3457:OHX:N5	2.35	0.42
1:AR:2285:C:H5	1:AR:2286:U:HO2'	1.64	0.42
1:AR:2941:A:O5'	1:AR:2943:G:H4'	2.19	0.42
1:AR:3203:U:H2'	1:AR:3204:C:H6	1.84	0.42
1:AR:951:A:OP2	1:AR:1367:G:N2	2.47	0.42
49:B:111:ILE:HD12	49:B:111:ILE:HA	1.88	0.42
4:CD:49:VAL:HG22	4:CD:50:HIS:N	2.35	0.42
10:CJ:170:CYS:HB3	10:CJ:175:VAL:O	2.19	0.42
11:CK:31:ARG:HG2	11:CK:149:ASN:ND2	2.35	0.42
15:CO:123:LEU:HD23	15:CO:123:LEU:HA	1.78	0.42
16:CP:113:LEU:HD12	16:CP:134:LEU:HB3	2.01	0.42
20:CT:106:LEU:HB3	20:CT:120:TYR:CE1	2.55	0.42
26:CY:4:GLU:HG2	26:CY:30:ARG:CD	2.48	0.42
51:D:213:ALA:O	51:D:217:ALA:N	2.48	0.42
55:H:85:ARG:HA	55:H:86:PRO:HD3	1.86	0.42
56:I:23:ALA:O	56:I:27:LEU:HG	2.20	0.42
57:J:157:GLU:O	57:J:160:PHE:HB2	2.20	0.42
57:J:106:ALA:CB	57:J:165:LEU:HG	2.49	0.42
60:M:21:ASN:ND2	60:M:21:ASN:O	2.50	0.42
60:M:22:ASN:HA	60:M:23:PRO:HD3	1.81	0.42
54:G:73:THR:HG23	65:R:114:ARG:CG	2.50	0.42
73:Z:29:HIS:CE1	73:Z:34:ASN:H	2.38	0.42
1:1:1228:C:H2'	1:1:1229:G:C8	2.55	0.42
1:1:1294:A:O2'	1:1:1295:G:H5''	2.20	0.42
1:1:1536:G:N2	1:1:1586:G:H1'	2.35	0.42
1:1:2254:U:H2'	1:1:2261:G:N2	2.35	0.42
1:1:2713:U:H3'	44:AP:9:LYS:O	2.20	0.42
1:1:2730:G:H2'	1:1:2731:U:O4'	2.19	0.42
1:1:2809:C:N3	1:1:2810:C:H1'	2.34	0.42
1:1:2902:A:H2'	1:1:2903:A:O4'	2.19	0.42
1:1:3046:A:H2'	1:1:3047:U:O4'	2.19	0.42

Continued on next page...

Continued from previous page...

Atom-1	Atom-2	Interatomic distance (Å)	Clash overlap (Å)
1:1:3073:A:H2'	1:1:3074:G:O4'	2.20	0.42
1:1:3145:C:H2'	1:1:3146:G:H8	1.84	0.42
1:1:3173:G:O6	35:AG:92:LYS:HG2	2.19	0.42
1:1:3255:U:H2'	1:1:3256:G:C8	2.54	0.42
1:1:3308:C:C4	1:1:3309:G:C5	3.08	0.42
1:1:2284:C:O2	84:1:3661:OHX:N2	2.53	0.42
1:1:532:A:O2'	1:1:533:A:H5'	2.19	0.42
1:1:915:A:C5	1:1:917:A:H1'	2.54	0.42
22:2:131:GLN:HA	22:2:132:PRO:HD3	1.83	0.42
2:3:97:A:H2'	2:3:98:C:C6	2.55	0.42
25:6:1755:A:C2	25:6:1756:A:C8	3.08	0.42
25:6:1787:C:N4	25:6:1788:G:O6	2.52	0.42
25:6:473:A:N6	25:6:474:A:C6	2.88	0.42
25:A:1175:U:H2'	25:A:1176:G:H8	1.83	0.42
25:A:386:G:C6	25:A:387:A:N6	2.87	0.42
38:AJ:33:ALA:HB1	38:AJ:38:LYS:HZ2	1.84	0.42
43:AO:9:ARG:NH2	25:A:1642:G:H4'	2.35	0.42
1:AR:1088:U:H2'	1:AR:1089:G:H8	1.85	0.42
1:AR:1386:A:C8	6:CF:183:LYS:HB3	2.55	0.42
1:AR:2248:C:O2'	1:AR:2272:G:H1'	2.19	0.42
1:AR:2713:U:H3'	44:DQ:9:LYS:O	2.20	0.42
1:AR:3191:G:H2'	1:AR:3192:U:C6	2.55	0.42
1:AR:3350:C:O2'	1:AR:3351:U:OP1	2.34	0.42
1:AR:723:U:O4	84:AR:3515:OHX:N5	2.53	0.42
1:AR:378:A:H3'	1:AR:379:C:H6	1.85	0.42
1:AR:579:G:C2	1:AR:580:C:C2	3.08	0.42
1:AR:59:G:H4'	1:AR:60:A:H4'	2.02	0.42
1:AR:628:A:H2'	1:AR:629:U:O4'	2.20	0.42
49:B:125:ASP:HA	49:B:126:PRO:HD2	1.92	0.42
49:B:168:HIS:HB3	49:B:203:PHE:CE1	2.55	0.42
50:C:128:LYS:HA	50:C:133:TYR:O	2.20	0.42
6:CF:203:ARG:HH21	6:CF:240:PRO:HB3	1.85	0.42
9:CI:84:VAL:HG21	9:CI:127:LEU:HD11	2.01	0.42
10:CJ:247:ASP:O	10:CJ:251:LYS:HB2	2.19	0.42
11:CK:41:ILE:HG22	11:CK:42:ASP:N	2.35	0.42
12:CL:149:VAL:O	12:CL:153:ARG:HB2	2.19	0.42
1:AR:73:C:O2	14:CN:59:ARG:HD3	2.19	0.42
17:CQ:56:ASP:O	17:CQ:59:ARG:HG2	2.20	0.42
6:CF:30:ILE:O	19:CS:25:TYR:HE1	2.02	0.42
22:CV:9:SER:OG	22:CV:10:ARG:HG3	2.20	0.42
22:CV:46:GLY:HA2	22:CV:52:MET:HE3	2.01	0.42

Continued on next page...

Continued from previous page...

Atom-1	Atom-2	Interatomic distance (Å)	Clash overlap (Å)
23:CW:92:TRP:O	23:CW:107:PHE:O	2.38	0.42
51:D:57:PHE:CZ	51:D:138:PRO:HD3	2.55	0.42
25:A:788:A:H3'	53:F:108:ARG:NH2	2.34	0.42
58:K:13:SER:HB2	58:K:47:PHE:CD1	2.55	0.42
60:M:57:LYS:HD3	60:M:131:ILE:HG23	2.01	0.42
60:M:5:LEU:C	60:M:7:VAL:N	2.73	0.42
62:O:115:LEU:HA	62:O:115:LEU:HD23	1.91	0.42
67:T:116:LEU:HD23	67:T:116:LEU:HA	4.06	0.42
68:U:105:LEU:HD13	68:U:122:ARG:HD3	2.02	0.42
72:Y:43:PHE:C	72:Y:45:GLY:H	2.23	0.42
72:Y:43:PHE:CE1	72:Y:49:ALA:HB3	2.55	0.42
1:1:1069:C:H2'	1:1:1070:U:C6	2.54	0.41
1:1:1497:C:H2'	1:1:1498:A:C8	2.55	0.41
1:1:1823:A:H2'	1:1:1824:U:C6	2.54	0.41
1:1:1857:C:C4	1:1:1858:A:C6	3.07	0.41
1:1:2331:C:H2'	1:1:2332:A:C8	2.55	0.41
1:1:2380:U:C2	1:1:2381:G:C8	3.07	0.41
1:1:2802:A:C8	44:AP:56:PRO:HA	2.55	0.41
1:1:3060:C:H2'	1:1:3061:G:C8	2.55	0.41
1:1:3160:U:H5''	1:1:3396:U:H2'	2.01	0.41
1:1:3298:C:N4	1:1:3299:A:C6	2.88	0.41
1:1:94:G:H2'	1:1:95:A:H8	1.83	0.41
21:O:89:ASN:HD21	22:2:156:TYR:HB3	1.84	0.41
25:6:1208:A:N1	25:6:1455:G:N2	2.60	0.41
25:6:149:C:H2'	25:6:150:U:C6	2.53	0.41
25:6:683:C:H3'	25:6:684:A:H5''	2.01	0.41
25:6:838:G:O6	84:6:1956:OHX:N5	2.53	0.41
43:AO:6:ARG:HH22	25:A:1113:A:H5''	1.85	0.41
25:A:1410:A:H2'	25:A:1411:A:O4'	2.20	0.41
25:A:1609:U:H2'	25:A:1610:G:O4'	2.20	0.41
25:A:46:A:N3	25:A:48:G:H1'	2.35	0.41
25:A:541:A:O2'	25:A:542:A:H4'	2.20	0.41
25:A:679:U:H2'	25:A:680:U:C6	2.54	0.41
1:AR:1504:A:C5	1:AR:1505:C:C5	3.08	0.41
1:AR:2186:U:OP2	4:CD:200:ARG:HD2	2.19	0.41
1:AR:2585:G:O6	10:CJ:47:SER:OG	2.38	0.41
1:AR:2616:C:H42	1:AR:2624:G:H1	1.68	0.41
1:AR:268:A:O4'	1:AR:270:U:H1'	2.20	0.41
1:AR:329:U:H4'	1:AR:330:G:OP2	2.19	0.41
1:AR:3363:U:H2'	1:AR:3364:C:C6	2.54	0.41
1:AR:3380:U:H2'	1:AR:3381:U:C6	2.55	0.41

Continued on next page...

Continued from previous page...

Atom-1	Atom-2	Interatomic distance (Å)	Clash overlap (Å)
1:AR:929:A:H2'	1:AR:930:U:H6	1.84	0.41
50:C:214:LYS:HB2	50:C:214:LYS:HE3	1.83	0.41
4:CD:136:ILE:HD12	4:CD:136:ILE:H	1.85	0.41
5:CE:21:ARG:HG2	5:CE:269:GLN:HG2	2.01	0.41
84:AR:3607:OHX:N1	5:CE:30:LYS:O	2.53	0.41
5:CE:63:PRO:HA	5:CE:68:HIS:CD2	2.55	0.41
7:CG:16:PHE:O	22:CV:20:ARG:HD2	2.19	0.41
9:CI:147:LEU:HD23	9:CI:147:LEU:HA	1.56	0.41
14:CN:91:ARG:NH2	14:CN:97:VAL:HB	2.35	0.41
18:CR:67:ILE:HG13	18:CR:82:ARG:NE	2.35	0.41
19:CS:8:LYS:HB2	19:CS:8:LYS:HE3	1.70	0.41
20:CT:130:ASN:O	20:CT:132:PHE:N	2.51	0.41
1:AR:1914:G:O2'	20:CT:82:LYS:O	2.34	0.41
21:CU:10:ILE:HG12	21:CU:26:ARG:HB2	2.01	0.41
21:CU:151:PRO:C	21:CU:153:PRO:HD3	2.40	0.41
26:CY:45:ASN:OD1	26:CY:47:ARG:HB2	2.20	0.41
28:DA:37:LYS:CD	28:DA:37:LYS:H	2.33	0.41
1:AR:1369:A:H4'	30:DC:21:ARG:HG3	2.02	0.41
32:DE:24:THR:HG22	32:DE:91:SER:HB3	2.01	0.41
34:DG:82:LEU:HD22	34:DG:117:ILE:HD13	2.02	0.41
52:E:104:SER:O	52:E:107:PHE:N	2.53	0.41
52:E:10:LYS:HB2	52:E:10:LYS:HE3	1.88	0.41
54:G:128:ASN:HB2	54:G:131:GLN:HB3	2.02	0.41
62:O:89:TYR:CZ	62:O:150:VAL:HG13	2.55	0.41
1:1:1213:G:O2'	21:0:90:MET:HG2	2.20	0.41
1:1:126:U:H2'	1:1:127:G:O4'	2.20	0.41
1:1:1471:U:H2'	1:1:1472:U:C6	2.55	0.41
1:1:1561:G:O6	1:1:1579:C:N4	2.53	0.41
1:1:2097:U:H2'	1:1:2098:C:C6	2.55	0.41
1:1:2421:U:H2'	1:1:2422:C:O4'	2.20	0.41
1:1:2952:G:H2'	1:1:2953:U:O4'	2.20	0.41
1:1:2986:U:H2'	1:1:2987:A:H8	1.84	0.41
1:1:3230:G:H2'	1:1:3231:U:O4'	2.20	0.41
1:1:72:C:C2	1:1:74:G:H1'	2.55	0.41
1:1:952:A:N3	1:1:1114:U:O2'	2.44	0.41
1:1:999:G:C6	1:1:1000:C:N4	2.88	0.41
22:2:39:ILE:HD12	22:2:102:ARG:HD3	2.02	0.41
3:4:18:U:OP1	84:4:206:OHX:N1	2.53	0.41
25:6:1655:A:N1	1:AR:2291:A:O2'	2.41	0.41
25:6:1738:U:H2'	25:6:1739:C:C6	2.55	0.41
25:6:1653:C:C2	25:6:1748:G:C2	3.08	0.41

Continued on next page...

Continued from previous page...

Atom-1	Atom-2	Interatomic distance (Å)	Clash overlap (Å)
25:6:206:A:H1'	25:6:262:U:O2	2.19	0.41
25:6:223:U:H2'	25:6:224:C:C6	2.55	0.41
25:6:116:U:H1'	25:6:334:G:N3	2.36	0.41
27:8:108:LEU:HD12	27:8:125:ARG:HD2	2.02	0.41
25:A:1073:G:H2'	25:A:1074:G:H5''	2.02	0.41
25:A:1366:U:O2'	68:U:7:ARG:HD2	2.20	0.41
25:A:1489:U:O5'	52:E:9:ARG:NH2	2.53	0.41
84:A:1909:OHX:N4	84:A:2024:OHX:N1	2.68	0.41
25:A:73:U:O2'	25:A:74:U:O5'	2.38	0.41
25:A:751:G:H2'	25:A:752:A:C8	2.55	0.41
25:A:897:C:N4	25:A:914:G:C8	2.88	0.41
25:A:976:G:O6	84:A:1928:OHX:N3	2.54	0.41
42:AN:85:LEU:O	42:AN:88:LYS:HB3	2.20	0.41
1:AR:1667:A:H2'	1:AR:1668:G:C8	2.55	0.41
1:AR:1770:G:H5'	1:AR:1771:C:OP2	2.20	0.41
1:AR:2131:A:N6	45:DR:18:TYR:HA	2.35	0.41
1:AR:2215:A:H2'	1:AR:2216:G:O4'	2.19	0.41
1:AR:2405:C:O2	1:AR:2819:A:N1	2.53	0.41
1:AR:2611:U:H2'	1:AR:2612:U:C6	2.55	0.41
1:AR:160:G:H1	1:AR:261:U:H3	1.67	0.41
1:AR:2697:A:H2'	1:AR:2698:G:C8	2.55	0.41
1:AR:2943:G:H2'	1:AR:2944:U:O4'	2.20	0.41
1:AR:3095:U:H2'	1:AR:3096:C:C6	2.54	0.41
1:AR:3268:A:H3'	1:AR:3269:U:H3'	2.01	0.41
1:AR:501:A:H4'	8:CH:28:GLN:HE21	1.84	0.41
1:AR:595:G:N1	1:AR:609:G:H5''	2.35	0.41
1:AR:945:C:H2'	1:AR:946:U:O4'	2.20	0.41
2:AS:49:G:H4'	2:AS:50:U:O5'	2.20	0.41
2:AS:96:U:OP1	21:CU:43:TYR:OH	2.27	0.41
5:CE:92:TYR:O	5:CE:155:ALA:HA	2.20	0.41
5:CE:17:LEU:HD11	5:CE:233:TRP:HH2	1.84	0.41
84:AR:3671:OHX:N2	5:CE:367:LYS:HE2	2.35	0.41
6:CF:23:PRO:HD2	6:CF:26:PHE:CD2	2.55	0.41
7:CG:109:THR:O	7:CG:113:LEU:HB2	2.21	0.41
1:AR:2698:G:O2'	22:CV:12:ARG:HG3	2.20	0.41
1:AR:2631:U:P	22:CV:6:GLY:HA3	2.60	0.41
29:DB:80:LEU:HA	29:DB:80:LEU:HD23	1.69	0.41
34:DG:32:TRP:CZ2	34:DG:53:PRO:HD2	2.56	0.41
44:DQ:47:GLN:HE22	44:DQ:54:THR:H	1.67	0.41
53:F:160:VAL:HG13	53:F:169:ILE:HG23	2.02	0.41
53:F:22:LYS:HB2	53:F:23:LEU:HD22	2.02	0.41

Continued on next page...

Continued from previous page...

Atom-1	Atom-2	Interatomic distance (Å)	Clash overlap (Å)
49:B:185:ARG:H	70:W:44:ARG:HA	1.85	0.41
21:O:45:LEU:HD22	21:O:45:LEU:HA	1.77	0.41
1:1:1394:A:H4'	1:1:1420:C:H4'	2.02	0.41
1:1:1569:U:H5''	1:1:1570:U:H6	1.85	0.41
1:1:2249:G:H2'	1:1:2250:G:O4'	2.19	0.41
1:1:2353:G:C5	1:1:2354:C:C5	3.08	0.41
1:1:2585:G:N3	1:1:2585:G:H2'	2.36	0.41
1:1:2623:G:C4	1:1:2624:G:C8	3.07	0.41
1:1:2659:G:C2	1:1:2712:U:O2	2.73	0.41
1:1:269:G:O6	84:1:3617:OHX:N5	2.53	0.41
1:1:2707:C:H2'	1:1:2708:C:C6	2.55	0.41
1:1:281:G:C6	1:1:282:G:C6	3.08	0.41
1:1:412:G:C6	1:1:413:U:C4	3.08	0.41
1:1:602:A:H2'	1:1:603:A:C8	2.55	0.41
1:1:595:G:C6	1:1:609:G:H5''	2.55	0.41
1:1:867:G:C6	1:1:868:C:C4	3.08	0.41
1:1:907:G:OP1	1:1:909:G:O2'	2.38	0.41
1:1:928:C:H2'	1:1:929:A:C8	2.55	0.41
22:2:147:VAL:HA	22:2:148:PRO:HD3	1.89	0.41
3:4:124:G:H1	3:4:129:C:N4	2.12	0.41
25:6:1259:U:H2'	25:6:1260:U:C6	2.55	0.41
25:6:1558:U:O2'	25:6:1559:A:OP1	2.36	0.41
25:6:290:G:O6	84:6:2028:OHX:N5	2.53	0.41
25:6:37:U:O2'	25:6:770:A:N1	2.40	0.41
26:7:4:GLU:O	26:7:13:ILE:N	2.40	0.41
25:A:1380:U:H2'	25:A:1381:U:O4'	2.19	0.41
25:A:1559:A:N3	25:A:1559:A:H3'	2.35	0.41
25:A:1542:G:H22	25:A:1568:C:H1'	1.86	0.41
25:A:1695:G:H21	25:A:1706:C:H41	1.68	0.41
25:A:1140:G:N7	84:A:1943:OHX:N1	2.68	0.41
25:A:917:U:OP2	84:A:2025:OHX:N3	2.53	0.41
25:A:812:A:N6	25:A:858:G:H2'	2.36	0.41
1:1:642:U:OP1	30:AB:22:ILE:HG23	2.21	0.41
1:1:1372:C:OP2	30:AB:7:LYS:HE2	2.20	0.41
1:1:655:C:H5''	34:AF:26:HIS:HB2	2.01	0.41
40:AL:64:LYS:N	40:AL:64:LYS:HD2	2.35	0.41
1:AR:1601:U:O2	1:AR:1603:A:H8	2.04	0.41
1:AR:1902:G:C6	1:AR:1903:U:C2	3.08	0.41
1:AR:2263:C:H6	1:AR:2263:C:H2'	1.44	0.41
1:AR:2392:C:O2'	5:CE:266:ARG:NH2	2.34	0.41
1:AR:2407:C:H1'	1:AR:2818:U:C2	2.55	0.41

Continued on next page...

Continued from previous page...

Atom-1	Atom-2	Interatomic distance (Å)	Clash overlap (Å)
1:AR:3170:A:C6	1:AR:3171:U:C4	3.09	0.41
1:AR:3358:U:H2'	1:AR:3359:A:O4'	2.20	0.41
1:AR:550:A:N1	1:AR:551:A:N6	2.68	0.41
2:AS:48:U:O2	2:AS:50:U:C4	2.73	0.41
4:CD:52:SER:HB3	4:CD:191:LEU:CD2	2.50	0.41
1:AR:2164:A:H5'	4:CD:8:GLN:O	2.21	0.41
13:CM:95:ASN:HB3	13:CM:103:GLY:O	2.19	0.41
14:CN:166:ALA:O	14:CN:169:THR:N	2.54	0.41
14:CN:70:ARG:HD2	14:CN:71:ALA:O	2.19	0.41
19:CS:120:GLU:OE2	19:CS:122:ILE:HD11	2.20	0.41
22:CV:90:ASN:O	22:CV:91:LEU:HD23	2.20	0.41
31:DD:58:LYS:HA	31:DD:58:LYS:HD2	1.86	0.41
57:J:152:ILE:HB	57:J:153:GLU:H	1.54	0.41
1:1:3049:A:C2	58:K:75:ALA:HB2	112.99	0.41
61:N:136:ILE:HA	61:N:139:HIS:HB3	2.03	0.41
61:N:63:VAL:HG11	61:N:94:ALA:CA	2.50	0.41
25:A:862:A:H3'	62:O:16:ILE:HD12	2.01	0.41
63:P:24:ASN:O	63:P:25:ASP:HB2	2.20	0.41
66:S:32:LYS:HG3	66:S:47:ARG:HD3	2.02	0.41
25:A:1590:G:OP1	68:U:91:TYR:HB2	2.20	0.41
71:X:29:PRO:HB2	71:X:58:SER:CB	2.50	0.41
72:Y:93:LEU:HD12	72:Y:96:VAL:HG21	2.02	0.41
1:1:1078:U:O4	84:1:3504:OHX:N2	2.54	0.41
1:1:1478:C:H2'	1:1:1479:U:C6	2.55	0.41
1:1:1569:U:H5''	1:1:1570:U:C6	2.55	0.41
1:1:1636:U:H4'	29:AA:74:VAL:O	2.20	0.41
1:1:1686:U:C2	1:1:3069:G:N2	2.88	0.41
1:1:1809:A:H2'	1:1:1810:A:O4'	2.20	0.41
1:1:239:G:O2'	1:1:240:U:OP1	2.31	0.41
1:1:3328:G:C2	1:1:3379:C:C2	3.08	0.41
22:2:27:LEU:HA	22:2:27:LEU:HD22	1.83	0.41
22:2:57:TYR:CG	22:2:89:LEU:HD21	2.55	0.41
3:4:103:G:OP2	3:4:105:A:O2'	2.31	0.41
23:5:39:ASP:O	23:5:47:VAL:HB	2.20	0.41
25:6:1063:U:H2'	25:6:1064:G:H8	1.84	0.41
25:6:1213:G:H1	25:6:1450:U:H3	1.66	0.41
25:6:1234:A:HO2'	25:6:1235:C:H6	1.67	0.41
25:6:1258:U:C5	25:6:1259:U:C4	3.07	0.41
25:6:416:A:H4'	25:6:417:A:OP2	2.21	0.41
25:6:822:U:C2'	25:6:823:G:H5''	2.46	0.41
25:A:1014:G:H2'	25:A:1015:U:O4'	2.19	0.41

Continued on next page...

Continued from previous page...

Atom-1	Atom-2	Interatomic distance (Å)	Clash overlap (Å)
25:A:14:C:H2'	25:A:15:U:C6	2.56	0.41
25:A:389:G:C6	25:A:390:G:C5	3.09	0.41
25:A:497:G:O2'	25:A:498:G:N7	2.54	0.41
25:A:823:G:O2'	25:A:824:G:O5'	2.39	0.41
29:AA:23:VAL:HB	29:AA:43:VAL:HB	2.01	0.41
29:AA:76:ASN:OD1	29:AA:77:TYR:N	2.52	0.41
40:AL:56:ILE:HG22	40:AL:58:ASP:H	1.85	0.41
1:AR:1047:A:C6	1:AR:1048:A:C6	3.08	0.41
1:AR:1089:G:N7	84:AR:3689:OHX:N3	2.69	0.41
1:AR:260:C:H2'	1:AR:261:U:C6	2.55	0.41
1:AR:2656:A:O2'	1:AR:2657:A:H3'	2.20	0.41
1:AR:286:U:H2'	1:AR:287:G:C8	2.55	0.41
1:AR:3045:G:H2'	1:AR:3046:A:O4'	2.21	0.41
1:AR:993:G:N3	1:AR:2637:A:H2'	2.35	0.41
3:AT:102:U:O4	84:AT:205:OHX:N2	2.53	0.41
50:C:157:GLN:HB2	50:C:160:HIS:CD2	2.56	0.41
1:AR:2172:A:H4'	4:CD:17:THR:HG22	2.02	0.41
4:CD:202:VAL:HG13	4:CD:217:GLN:HG2	2.02	0.41
5:CE:257:PRO:HG2	5:CE:261:MET:CE	2.50	0.41
6:CF:184:SER:HB2	6:CF:202:ARG:HG2	2.01	0.41
7:CG:107:ARG:O	7:CG:111:GLN:HB2	2.19	0.41
1:AR:147:U:C4	10:CJ:157:VAL:HA	2.55	0.41
1:AR:687:U:OP2	14:CN:36:ARG:NH2	2.53	0.41
18:CR:52:LEU:HA	18:CR:52:LEU:HD12	1.75	0.41
20:CT:165:LYS:C	20:CT:167:ARG:H	2.23	0.41
1:AR:3206:C:O2	21:CU:155:ARG:NH1	2.53	0.41
27:CZ:57:LEU:HA	27:CZ:57:LEU:HD12	1.77	0.41
29:DB:102:GLU:H	29:DB:107:ARG:HH21	1.67	0.41
1:AR:1636:U:H5''	29:DB:73:LYS:NZ	2.35	0.41
30:DC:82:ILE:HA	30:DC:83:PRO:HD3	1.95	0.41
1:AR:1433:A:N3	34:DG:27:ARG:NH1	2.68	0.41
43:DP:16:LYS:O	43:DP:20:VAL:HG23	2.21	0.41
52:E:218:LEU:HD23	52:E:218:LEU:HA	1.94	0.41
65:R:35:PRO:HG2	65:R:38:LEU:HG	2.01	0.41
67:T:81:ILE:HA	67:T:82:PRO:HD3	1.85	0.41
25:A:777:C:H5	73:Z:10:ARG:HH12	1.67	0.41
1:1:1095:U:H4'	1:1:1096:U:H5''	2.01	0.41
1:1:1313:G:H2'	1:1:1314:C:C6	2.54	0.41
1:1:207:U:H2'	1:1:208:C:H6	1.86	0.41
1:1:2173:U:H2'	1:1:2174:G:C8	2.55	0.41
1:1:1754:G:O6	84:1:3585:OHX:N4	2.53	0.41

Continued on next page...

Continued from previous page...

Atom-1	Atom-2	Interatomic distance (Å)	Clash overlap (Å)
1:1:3066:U:O4	84:1:3668:OHX:N6	2.53	0.41
1:1:656:A:H2'	1:1:657:A:C8	2.56	0.41
1:1:359:U:H4'	1:1:817:A:N6	2.35	0.41
2:3:106:U:H2'	2:3:107:C:H6	1.85	0.41
3:4:124:G:N2	3:4:129:C:N3	2.55	0.41
25:6:214:G:N7	84:6:2008:OHX:N4	2.69	0.41
25:6:558:U:HO2'	25:6:559:C:P	2.43	0.41
25:6:922:G:H4'	4:CD:109:GLU:HG3	2.02	0.41
25:6:879:G:C2	25:6:950:C:C2	3.08	0.41
25:A:1590:G:H2'	25:A:1591:C:C6	2.55	0.41
25:A:320:U:H3'	25:A:321:C:C5'	2.49	0.41
25:A:954:G:H2'	25:A:955:A:C8	2.55	0.41
30:AB:8:THR:H	30:AB:8:THR:HG23	1.63	0.41
1:AR:198:A:C6	1:AR:219:A:C6	3.09	0.41
1:AR:2202:C:H5''	4:CD:226:SER:N	2.36	0.41
1:AR:2244:A:OP1	4:CD:243:THR:OG1	2.38	0.41
1:AR:300:G:N7	84:AR:3690:OHX:N1	2.69	0.41
1:AR:595:G:H1	1:AR:609:G:H5''	1.86	0.41
1:AR:616:G:H2'	1:AR:617:G:C8	2.55	0.41
49:B:67:ILE:HA	49:B:68:PRO:HD3	1.83	0.41
50:C:149:GLN:HE21	50:C:151:LYS:HG2	1.85	0.41
50:C:196:GLU:HA	50:C:199:ASN:OD1	2.20	0.41
10:CJ:71:VAL:HA	10:CJ:72:PRO:HD2	1.69	0.41
11:CK:12:VAL:HA	11:CK:13:PRO:HD2	1.90	0.41
11:CK:36:LYS:HE3	11:CK:74:LEU:HD22	2.01	0.41
20:CT:17:VAL:HG12	20:CT:21:LYS:HB2	2.01	0.41
51:D:104:VAL:HG22	51:D:132:ALA:HB1	2.03	0.41
31:DD:14:ARG:NH1	31:DD:18:ARG:HD3	2.35	0.41
33:DF:29:ALA:HB3	33:DF:30:PRO:HD3	2.02	0.41
37:DJ:30:GLU:O	37:DJ:34:GLN:HG3	2.20	0.41
40:DM:41:THR:HG21	40:DM:62:ALA:HB1	2.02	0.41
42:DO:79:GLU:HA	42:DO:80:PRO:HD3	1.77	0.41
1:AR:2802:A:C8	44:DQ:56:PRO:HA	2.55	0.41
45:DR:34:HIS:CD2	45:DR:34:HIS:N	2.89	0.41
52:E:84:ILE:HD13	52:E:85:VAL:H	1.86	0.41
53:F:126:VAL:HA	53:F:141:THR:HA	2.02	0.41
54:G:94:THR:O	54:G:97:LEU:HB2	2.20	0.41
56:I:177:THR:OG1	56:I:178:GLY:N	2.54	0.41
25:A:331:A:H5'	57:J:33:PRO:HA	2.02	0.41
58:K:112:GLN:HG3	58:K:148:VAL:HB	2.03	0.41
25:A:1504:G:OP1	68:U:97:SER:HB2	2.20	0.41

Continued on next page...

Continued from previous page...

Atom-1	Atom-2	Interatomic distance (Å)	Clash overlap (Å)
1:1:1246:G:H8	1:1:1246:G:OP1	2.03	0.41
1:1:1564:U:H2'	1:1:1565:G:C8	2.55	0.41
1:1:160:G:N2	1:1:262:U:H1'	2.36	0.41
1:1:1750:A:H4'	1:1:1751:G:H5'	2.01	0.41
1:1:2321:A:H2'	1:1:2322:C:O4'	2.21	0.41
1:1:2358:A:H2'	1:1:2359:C:O4'	2.21	0.41
1:1:88:A:N1	1:1:281:G:H1'	2.34	0.41
1:1:3072:C:H2'	1:1:3073:A:O4'	2.20	0.41
1:1:3159:C:H2'	1:1:3160:U:C6	2.55	0.41
1:1:812:G:O6	84:1:3522:OHX:N1	2.54	0.41
3:4:45:C:H2'	3:4:46:G:O4'	2.20	0.41
25:6:1200:G:H4'	25:6:1201:G:C5'	2.50	0.41
25:6:1240:U:O4	84:6:1952:OHX:N5	2.53	0.41
25:6:219:A:H4'	25:6:219:A:OP1	2.20	0.41
25:6:309:C:H2'	25:6:310:C:C6	2.55	0.41
25:6:407:A:H2'	25:6:408:C:H6	1.84	0.41
25:6:49:C:H2'	25:6:50:C:O4'	2.20	0.41
25:6:616:G:C2	25:6:622:A:N7	2.89	0.41
25:6:222:A:H62	25:6:833:U:H3	1.68	0.41
25:6:869:A:H2'	25:6:870:C:O4'	2.21	0.41
25:A:1325:A:C2	25:A:1326:A:C5	3.08	0.41
25:A:1337:A:H5'	25:A:1338:C:OP2	2.21	0.41
25:A:1777:G:H2'	25:A:1778:G:H8	1.86	0.41
25:A:838:G:N7	84:A:1915:OHX:N6	2.68	0.41
25:A:592:A:OP1	58:K:39:LYS:HG2	2.21	0.41
25:A:701:U:H3	25:A:737:A:N6	2.13	0.41
25:A:952:A:O2'	62:O:114:ARG:HG3	2.20	0.41
29:AA:4:PHE:HE1	29:AA:82:PRO:HG3	1.86	0.41
36:AH:57:LEU:HG	36:AH:62:TYR:HE1	1.85	0.41
41:AM:23:LEU:HA	41:AM:23:LEU:HD22	1.91	0.41
1:AR:1364:C:O2'	1:AR:1365:G:H5'	2.20	0.41
1:AR:1382:G:OP2	6:CF:188:ARG:NH1	2.52	0.41
1:AR:1691:U:H2'	1:AR:1692:U:C6	2.55	0.41
1:AR:1881:A:N1	1:AR:2352:A:C6	2.88	0.41
1:AR:3232:G:H1	1:AR:3255:U:H3	1.69	0.41
1:AR:3305:A:O2'	1:AR:3306:U:H5'	2.21	0.41
1:AR:3375:A:H5''	1:AR:3378:C:H5	1.85	0.41
5:CE:199:PHE:C	5:CE:201:LYS:H	2.22	0.41
7:CG:146:LEU:HG	7:CG:163:LEU:HD23	2.02	0.41
8:CH:40:LEU:HB3	8:CH:84:VAL:HG13	2.02	0.41
9:CI:106:LEU:HD23	9:CI:106:LEU:HA	1.72	0.41

Continued on next page...

Continued from previous page...

Atom-1	Atom-2	Interatomic distance (Å)	Clash overlap (Å)
10:CJ:153:ILE:HG21	10:CJ:163:VAL:HG13	2.02	0.41
20:CT:130:ASN:HB3	20:CT:131:ALA:H	1.67	0.41
20:CT:165:LYS:HB2	20:CT:165:LYS:HE3	1.91	0.41
21:CU:14:LEU:HD23	21:CU:14:LEU:HA	1.69	0.41
22:CV:111:ALA:O	22:CV:115:LYS:HG3	2.21	0.41
22:CV:17:ARG:HB3	22:CV:22:HIS:NE2	2.36	0.41
34:DG:18:LYS:HD3	34:DG:30:GLU:CD	2.41	0.41
39:DL:48:ASN:HA	39:DL:54:LYS:HE2	2.02	0.41
25:A:1514:U:C5	52:E:4:LEU:HD12	2.56	0.41
53:F:253:ASP:O	53:F:257:ALA:N	2.53	0.41
54:G:98:MET:HB2	54:G:105:GLY:O	2.21	0.41
55:H:210:GLN:O	55:H:213:ALA:N	2.53	0.41
56:I:77:LEU:HD22	56:I:81:LEU:HD11	2.02	0.41
62:O:34:ILE:O	62:O:38:VAL:HG23	2.20	0.41
64:Q:96:ILE:HD13	64:Q:116:LEU:HB3	2.03	0.41
66:S:19:ARG:H	66:S:19:ARG:HG2	1.70	0.41
69:V:23:ARG:HD3	69:V:92:ASP:OD2	2.20	0.41
1:1:1008:U:C4	1:1:1043:C:C4	3.08	0.41
1:1:1934:G:O6	84:1:3422:OHX:N2	2.54	0.41
1:1:2365:C:H5''	1:1:2986:U:H4'	2.03	0.41
1:1:677:A:H4'	1:1:678:G:O5'	2.20	0.41
25:6:1291:G:N1	25:6:1305:U:O4	2.47	0.41
25:6:1365:C:H2'	25:6:1366:U:O4'	2.20	0.41
25:6:1394:G:H2'	25:6:1395:G:H8	1.85	0.41
25:6:492:A:O2'	25:6:496:G:N2	2.54	0.41
25:A:1341:A:N3	25:A:1341:A:H2'	2.36	0.41
25:A:1460:A:C8	64:Q:128:HIS:HB3	2.56	0.41
25:A:1530:C:C2	25:A:1531:G:C8	3.08	0.41
25:A:17:C:H2'	25:A:18:C:C6	2.56	0.41
25:A:212:U:C2	25:A:254:A:C2	3.08	0.41
25:A:450:U:H2'	25:A:451:A:H8	1.85	0.41
25:A:548:G:H2'	25:A:549:G:O4'	2.20	0.41
25:A:819:G:O6	25:A:853:G:N1	2.54	0.41
25:A:921:U:H2'	25:A:922:G:C8	2.56	0.41
30:AB:82:ILE:HD11	30:AB:102:ILE:HD11	2.02	0.41
33:AE:55:LEU:O	33:AE:59:ILE:HG13	2.20	0.41
1:1:2717:U:O2'	44:AP:13:LYS:HD3	2.21	0.41
1:AR:1103:A:H2'	1:AR:1103:A:N3	2.35	0.41
1:AR:1262:G:H5''	1:AR:1263:A:OP2	2.20	0.41
1:AR:1723:A:N1	1:AR:1788:C:O2'	2.47	0.41
1:AR:1856:C:H2'	1:AR:1857:C:C6	2.56	0.41

Continued on next page...

Continued from previous page...

Atom-1	Atom-2	Interatomic distance (Å)	Clash overlap (Å)
1:AR:274:G:O6	84:AR:3567:OHX:N5	2.53	0.41
1:AR:734:C:H2'	1:AR:735:A:O4'	2.20	0.41
1:AR:848:A:C5	1:AR:849:C:H1'	2.56	0.41
1:AR:912:G:H1'	1:AR:917:A:C2	2.56	0.41
2:AS:100:C:P	21:CU:52:LYS:HZ2	2.44	0.41
49:B:109:ASN:O	49:B:112:THR:HG22	2.20	0.41
4:CD:45:VAL:HA	4:CD:61:VAL:HA	2.03	0.41
5:CE:46:PHE:CE2	5:CE:81:THR:HG22	2.56	0.41
5:CE:56:ILE:HD11	5:CE:359:ILE:HG12	2.03	0.41
5:CE:51:ALA:HB3	5:CE:78:VAL:O	2.21	0.41
1:AR:3003:G:HO2'	5:CE:92:TYR:HH	1.63	0.41
13:CM:40:LEU:HD23	13:CM:114:ILE:HD11	2.03	0.41
18:CR:28:ASN:O	18:CR:32:THR:HG23	2.20	0.41
19:CS:122:ILE:HG23	19:CS:126:GLN:HB2	2.02	0.41
21:CU:80:ARG:HB2	21:CU:124:LEU:HD11	2.02	0.41
27:CZ:76:VAL:HA	27:CZ:81:ILE:O	2.21	0.41
37:DJ:90:ARG:HG2	37:DJ:90:ARG:H	1.71	0.41
39:DL:21:ARG:HD2	39:DL:37:CYS:SG	2.60	0.41
44:DQ:78:LYS:O	44:DQ:78:LYS:HG2	2.20	0.41
54:G:222:LYS:HG3	54:G:225:ARG:CZ	2.50	0.41
56:I:173:TYR:HE2	56:I:179:LYS:HB2	1.84	0.41
56:I:43:PHE:HE2	56:I:46:ILE:HG12	1.85	0.41
58:K:109:LEU:HA	58:K:148:VAL:HG23	2.02	0.41
61:N:131:ASP:OD1	61:N:132:GLU:N	2.54	0.41
68:U:125:SER:O	68:U:129:GLN:HG3	2.21	0.41
72:Y:54:LEU:HA	72:Y:54:LEU:HD23	2.11	0.41
21:O:14:LEU:HA	21:O:14:LEU:HD23	1.82	0.41
1:1:1127:G:N2	1:1:1129:A:H3'	2.35	0.41
1:1:13:A:OP1	84:1:3656:OHX:N3	2.54	0.41
1:1:1908:A:H2'	1:1:1909:A:O4'	2.21	0.41
1:1:2257:C:H2'	1:1:2258:U:C6	2.55	0.41
1:1:2585:G:C2	3:4:151:C:H5	2.39	0.41
1:1:2633:U:H2'	1:1:2634:U:O4'	2.21	0.41
1:1:2890:A:N1	1:1:2913:C:N3	2.67	0.41
1:1:3209:A:OP2	21:O:161:LYS:HD2	2.21	0.41
1:1:3317:U:H4'	1:1:3318:G:O5'	2.21	0.41
2:3:49:G:N3	2:3:50:U:H5	2.18	0.41
23:5:89:LEU:O	23:5:93:ILE:HG13	2.20	0.41
25:6:116:U:H2'	25:6:117:U:C6	2.56	0.41
25:6:1660:A:H2'	25:6:1661:U:C6	2.56	0.41
25:6:1757:G:C4	25:6:1758:U:C5	3.08	0.41

Continued on next page...

Continued from previous page...

Atom-1	Atom-2	Interatomic distance (Å)	Clash overlap (Å)
25:6:809:A:C6	25:6:810:G:C6	3.08	0.41
25:6:830:U:C2'	25:6:831:U:H5'	2.50	0.41
25:6:95:G:C6	25:6:96:G:C4	3.09	0.41
27:8:132:ALA:O	27:8:135:ILE:HG22	2.21	0.41
25:A:1013:A:H2'	25:A:1014:G:O4'	2.21	0.41
25:A:1135:U:O4	72:Y:112:LYS:NZ	2.53	0.41
25:A:1252:C:H2'	25:A:1253:U:O4'	2.21	0.41
25:A:693:U:H5''	25:A:694:U:H5'	2.03	0.41
25:A:955:A:H4'	25:A:1073:G:O2'	2.20	0.41
25:A:95:G:H3'	25:A:96:G:H8	1.86	0.41
31:AC:38:LYS:HA	31:AC:41:ARG:NH1	2.36	0.41
33:AE:53:PRO:O	33:AE:57:GLN:HG3	2.20	0.41
44:AP:10:THR:O	44:AP:20:HIS:HA	2.21	0.41
45:AQ:49:ARG:NE	45:AQ:51:ALA:O	2.54	0.41
1:AR:1109:U:H2'	1:AR:1110:U:O4'	2.21	0.41
1:AR:1661:G:H2'	1:AR:1662:G:C8	2.56	0.41
1:AR:1677:G:OP2	23:CW:103:TYR:OH	2.22	0.41
1:AR:644:G:H2'	1:AR:2372:A:N7	2.36	0.41
1:AR:3054:U:C2'	1:AR:3055:U:H5'	2.51	0.41
1:AR:3319:U:O2'	1:AR:3320:A:OP1	2.33	0.41
1:AR:423:A:C6	1:AR:424:G:C6	3.09	0.41
1:AR:559:A:H2'	1:AR:560:G:O4'	2.20	0.41
1:AR:590:G:C2	1:AR:610:G:H2'	2.56	0.41
3:AT:27:U:O5'	3:AT:27:U:H6	2.04	0.41
49:B:50:VAL:HG22	66:S:109:LEU:HD21	2.01	0.41
4:CD:45:VAL:HG21	4:CD:48:ILE:HG22	2.02	0.41
5:CE:160:VAL:HB	5:CE:183:LEU:HD21	2.03	0.41
5:CE:287:LYS:HE3	5:CE:287:LYS:HB3	1.95	0.41
6:CF:140:HIS:HA	6:CF:177:ASP:OD1	2.21	0.41
9:CI:43:ILE:O	9:CI:47:ARG:HG3	2.20	0.41
12:CL:169:LYS:HD3	22:CV:159:PHE:HA	2.03	0.41
12:CL:66:GLU:OE1	12:CL:69:ARG:NH2	2.54	0.41
14:CN:126:PHE:HA	14:CN:127:PRO:HD3	1.82	0.41
15:CO:39:ILE:HG13	15:CO:44:VAL:HA	2.02	0.41
22:CV:65:TYR:HB3	22:CV:75:ILE:HG23	2.03	0.41
51:D:40:LYS:HA	51:D:43:ARG:NH1	2.36	0.41
32:DE:9:SER:O	32:DE:13:LYS:HG2	2.20	0.41
34:DG:19:ARG:HB2	34:DG:31:ASN:O	2.21	0.41
52:E:114:ALA:HB3	52:E:117:ARG:HB2	2.02	0.41
54:G:93:LEU:HA	54:G:93:LEU:HD22	1.85	0.41
25:A:1274:C:H5	56:I:96:ARG:H	111.36	0.41

Continued on next page...

Continued from previous page...

Atom-1	Atom-2	Interatomic distance (Å)	Clash overlap (Å)
59:L:76:LEU:HD13	59:L:76:LEU:H	1.85	0.41
61:N:131:ASP:HB2	61:N:132:GLU:OE1	2.21	0.41
1:1:1025:A:C2	64:Q:75:PRO:HG2	2.56	0.41
67:T:90:ASN:O	67:T:95:GLY:HA2	2.19	0.41
69:V:70:THR:HA	69:V:71:PRO:HD3	1.94	0.41
69:V:72:ASN:HD22	69:V:74:GLU:H	1.69	0.41
1:1:1109:U:H2'	1:1:1110:U:O4'	2.21	0.41
1:1:1234:G:H1	1:1:1254:C:H42	1.67	0.41
1:1:345:G:P	1:1:1429:G:H22	2.44	0.41
1:1:2124:G:C2	1:1:2330:C:C2	3.09	0.41
1:1:2350:C:H4'	1:1:3308:C:O2'	2.20	0.41
1:1:1131:G:C2	1:1:2373:A:C4	3.08	0.41
1:1:2396:G:H5''	1:1:2397:A:H4'	2.03	0.41
1:1:3335:A:H2'	1:1:3336:A:C8	2.56	0.41
1:1:518:G:O6	84:1:3646:OHX:N6	2.54	0.41
1:1:727:G:OP2	1:1:742:G:N2	2.54	0.41
2:3:76:A:C8	2:3:78:U:C2	3.09	0.41
25:6:1182:U:H2'	25:6:1184:A:OP2	2.20	0.41
25:6:1206:U:H2'	25:6:1207:C:C5	2.56	0.41
25:6:351:C:OP1	25:6:630:A:O2'	2.27	0.41
25:A:1483:A:C6	25:A:1484:G:C6	3.09	0.41
25:A:1579:U:O2'	65:R:139:GLN:HA	2.20	0.41
25:A:1653:C:OP2	84:A:1964:OHX:N4	2.54	0.41
25:A:1637:C:OP2	84:A:1990:OHX:N5	2.54	0.41
25:A:21:U:H2'	25:A:22:A:C8	2.55	0.41
25:A:685:A:H2'	25:A:686:C:C6	2.56	0.41
29:AA:64:LYS:HB2	29:AA:64:LYS:HE2	1.93	0.41
30:AB:101:VAL:HG22	30:AB:124:ILE:HB	2.02	0.41
30:AB:114:GLY:O	30:AB:116:GLY:N	2.54	0.41
1:1:964:G:O2'	30:AB:41:HIS:NE2	2.45	0.41
1:1:1464:G:O6	84:AE:201:OHX:N3	2.53	0.41
33:AE:31:ARG:HB3	33:AE:31:ARG:NH1	2.36	0.41
37:AI:18:ALA:O	37:AI:22:VAL:HG23	2.21	0.41
1:AR:1639:C:O2'	1:AR:1640:G:H5'	2.21	0.41
1:AR:2821:C:H2'	1:AR:2822:U:H5'	2.03	0.41
1:AR:3198:U:H4'	1:AR:3199:G:OP2	2.21	0.41
1:AR:685:G:P	14:CN:35:ARG:NH1	2.94	0.41
1:AR:794:U:H2'	1:AR:795:G:H8	1.86	0.41
1:AR:824:C:H2'	1:AR:825:U:H6	1.82	0.41
2:AS:58:C:H2'	2:AS:59:U:H6	1.86	0.41
2:AS:9:C:OP1	22:CV:26:HIS:HB2	2.21	0.41

Continued on next page...

Continued from previous page...

Atom-1	Atom-2	Interatomic distance (Å)	Clash overlap (Å)
5:CE:224:HIS:HB2	5:CE:270:ARG:HG2	2.02	0.41
5:CE:347:SER:C	5:CE:349:LYS:H	2.24	0.41
6:CF:316:ASN:HA	6:CF:317:PRO:HD3	1.90	0.41
8:CH:155:LEU:HD22	8:CH:155:LEU:HA	1.85	0.41
14:CN:13:HIS:ND1	14:CN:13:HIS:N	2.67	0.41
16:CP:175:ASN:HB2	16:CP:180:PHE:CZ	2.56	0.41
19:CS:24:VAL:HA	19:CS:27:LYS:HD2	2.01	0.41
1:AR:784:A:H62	19:CS:72:LYS:NZ	2.19	0.41
20:CT:130:ASN:C	20:CT:132:PHE:H	2.23	0.41
21:CU:10:ILE:O	21:CU:59:VAL:N	2.52	0.41
21:CU:107:TYR:CE2	21:CU:123:ILE:HD11	2.56	0.41
22:CV:139:ARG:HB3	22:CV:139:ARG:NH2	2.36	0.41
51:D:61:LEU:HA	51:D:62:PRO:HD2	1.90	0.41
31:DD:22:LYS:H	31:DD:22:LYS:HD2	1.85	0.41
31:DD:43:HIS:O	31:DD:47:LEU:HG	2.21	0.41
35:DH:18:ARG:HA	35:DH:23:ASN:HA	2.03	0.41
44:DQ:12:CYS:HB2	44:DQ:23:HIS:NE2	2.36	0.41
56:I:33:GLU:CD	56:I:33:GLU:H	2.24	0.41
57:J:48:THR:HG23	57:J:52:ASN:O	2.21	0.41
58:K:139:GLN:H	58:K:139:GLN:HG3	4.36	0.41
58:K:174:ARG:HH21	58:K:177:ALA:CB	2.33	0.41
60:M:108:PRO:HG3	60:M:134:THR:HB	2.02	0.41
61:N:76:GLU:HG3	61:N:88:LEU:HD11	2.03	0.41
63:P:31:THR:OG1	63:P:32:ASP:N	2.52	0.41
67:T:38:VAL:HG13	67:T:101:LEU:HD22	2.02	0.41
70:W:1:MET:HE2	70:W:13:VAL:HG22	2.03	0.41
72:Y:79:ASN:OD1	72:Y:81:LYS:HG3	2.20	0.41
1:1:978:G:H1'	1:1:1104:G:N2	2.36	0.41
1:1:1592:G:OP2	36:AH:37:LYS:NZ	2.38	0.41
1:1:1667:A:H2'	1:1:1668:G:H8	1.85	0.41
1:1:1911:A:H2	1:1:2122:G:C8	2.39	0.41
1:1:1936:A:C2	1:1:1937:U:C2	3.08	0.41
1:1:2093:A:H2'	1:1:2094:C:O4'	2.21	0.41
1:1:2299:A:C5	1:1:2300:G:C8	3.09	0.41
1:1:2905:U:H2'	1:1:2906:C:H6	1.86	0.41
1:1:3282:U:H2'	1:1:3283:U:C6	2.55	0.41
1:1:915:A:H2'	1:1:915:A:N3	2.36	0.41
22:2:18:ASP:O	22:2:21:LYS:HB2	2.21	0.41
23:5:30:PRO:HA	23:5:33:TYR:HB3	2.03	0.41
25:6:20:G:H5'	25:6:571:G:C8	2.56	0.41
25:6:421:A:O2'	25:6:422:G:H5'	2.21	0.41

Continued on next page...

Continued from previous page...

Atom-1	Atom-2	Interatomic distance (Å)	Clash overlap (Å)
25:6:542:A:H1'	25:6:543:C:OP1	2.21	0.41
25:6:763:G:H2'	25:6:764:U:C6	2.56	0.41
1:1:2111:G:H1'	26:7:44:LYS:HD2	2.03	0.41
25:A:1017:U:H2'	25:A:1018:U:C6	2.56	0.41
25:A:1250:U:O2'	25:A:1251:U:OP1	2.35	0.41
25:A:1320:U:O2	25:A:1322:A:H5'	2.21	0.41
25:A:1344:A:H4'	25:A:1345:A:OP1	2.21	0.41
25:A:1346:A:H8	25:A:1370:U:O2	2.04	0.41
25:A:1541:G:C5	25:A:1542:G:C6	3.09	0.41
25:A:350:U:O2	25:A:352:A:C6	2.74	0.41
25:A:423:G:H4'	25:A:424:C:OP1	2.20	0.41
25:A:477:A:H2'	25:A:478:A:H8	1.86	0.41
25:A:482:U:H2'	25:A:483:A:H8	1.86	0.41
25:A:755:A:H2'	25:A:756:A:O4'	2.20	0.41
25:A:86:A:H2'	25:A:87:C:C6	2.56	0.41
25:A:627:C:C2	25:A:973:A:C2	3.09	0.41
29:AA:87:LEU:HD12	29:AA:88:ASP:N	2.36	0.41
32:AD:15:ALA:O	32:AD:19:LYS:HG2	2.20	0.41
1:1:1729:A:C6	32:AD:49:PRO:HD3	2.55	0.41
42:AN:104:PRO:HA	42:AN:105:PRO:HD3	1.81	0.41
1:AR:1348:U:H5	19:CS:31:LYS:HD2	1.86	0.41
1:AR:139:G:H2'	1:AR:140:C:C6	2.56	0.41
1:AR:216:G:H4'	28:DA:19:TYR:CE1	2.56	0.41
1:AR:2212:C:O2'	1:AR:2233:A:N6	2.47	0.41
1:AR:2268:U:C3'	1:AR:2269:U:H5''	2.49	0.41
1:AR:2427:U:H2'	1:AR:2428:U:C6	2.56	0.41
1:AR:2535:A:H2'	1:AR:2536:A:H5'	2.03	0.41
1:AR:3181:C:H2'	1:AR:3182:G:H8	1.85	0.41
1:AR:3305:A:H2'	1:AR:3306:U:O4'	2.21	0.41
1:AR:359:U:H2'	1:AR:360:G:O4'	2.21	0.41
1:AR:436:A:H3'	1:AR:437:G:C8	2.56	0.41
1:AR:514:G:N2	1:AR:515:C:H1'	2.35	0.41
1:AR:712:G:H2'	1:AR:713:U:C6	2.55	0.41
1:AR:883:A:C5	1:AR:921:A:C6	3.08	0.41
3:AT:19:C:H2'	3:AT:20:U:O4'	2.21	0.41
4:CD:224:THR:HA	4:CD:237:LEU:O	2.21	0.41
6:CF:157:GLU:HG2	6:CF:209:TYR:HB2	2.03	0.41
9:CI:111:ILE:O	9:CI:112:ASN:HB2	2.21	0.41
9:CI:173:LEU:HD12	9:CI:173:LEU:HA	1.82	0.41
12:CL:9:TYR:O	12:CL:59:GLN:NE2	2.54	0.41
24:CX:28:ASN:OD1	24:CX:28:ASN:N	2.48	0.41

Continued on next page...

Continued from previous page...

Atom-1	Atom-2	Interatomic distance (Å)	Clash overlap (Å)
28:DA:59:VAL:HG12	28:DA:103:LYS:O	2.21	0.41
37:DJ:102:GLU:O	37:DJ:106:LYS:HG3	2.21	0.41
37:DJ:74:LYS:HE3	37:DJ:75:TYR:CZ	2.55	0.41
11:CK:176:LEU:HD13	42:DO:83:LYS:HG3	2.02	0.41
43:DP:23:ARG:HB3	43:DP:23:ARG:NH2	2.36	0.41
52:E:105:MET:HA	52:E:108:LYS:HD3	2.02	0.41
52:E:101:GLN:HG3	52:E:126:VAL:CG2	2.51	0.41
53:F:159:THR:HB	53:F:227:VAL:HG23	2.02	0.41
56:I:37:GLU:C	56:I:40:PRO:HD2	2.40	0.41
58:K:65:LYS:HA	58:K:70:LEU:HD21	2.03	0.41
62:O:62:GLN:HG3	62:O:65:VAL:HG23	2.03	0.41
73:Z:27:VAL:O	73:Z:68:LYS:HA	2.20	0.41
73:Z:44:LEU:HD13	73:Z:44:LEU:HA	4.43	0.41
1:1:999:G:O2'	1:1:1000:C:H5'	2.20	0.41
1:1:2233:A:H2'	1:1:2234:G:O4'	2.21	0.41
1:1:2284:C:N4	1:1:2308:C:OP2	2.52	0.41
1:1:2360:C:H5''	1:1:2361:A:P	2.61	0.41
1:1:440:A:OP2	1:1:440:A:H8	2.03	0.41
22:2:31:LEU:HA	22:2:31:LEU:HD23	1.85	0.41
25:6:1208:A:H5''	25:6:1209:C:OP2	2.21	0.41
25:6:1754:A:H4'	25:6:1755:A:O5'	2.20	0.41
25:6:546:U:H2'	25:6:547:U:H6	1.86	0.41
27:8:67:ILE:CD1	27:8:121:LYS:HG3	2.51	0.41
25:A:1147:A:H2'	25:A:1148:C:C6	2.56	0.41
25:A:320:U:C2	25:A:321:C:H6	2.39	0.41
25:A:799:A:H4'	53:F:201:HIS:NE2	2.36	0.41
1:AR:1157:G:C2	1:AR:1158:A:H1'	2.56	0.41
1:AR:1387:G:H1'	1:AR:1421:G:N2	2.36	0.41
1:AR:160:G:H2'	1:AR:161:G:O4'	2.21	0.41
1:AR:2869:U:H5''	1:AR:2870:C:OP2	2.20	0.41
1:AR:2947:G:OP2	1:AR:2947:G:H4'	2.20	0.41
1:AR:646:A:C2	1:AR:2375:G:C2	3.09	0.41
1:AR:771:A:H2'	1:AR:772:U:O4'	2.21	0.41
2:AS:13:A:OP1	2:AS:111:U:O2'	2.30	0.41
50:C:213:ARG:HB3	50:C:214:LYS:H	1.63	0.41
50:C:222:LYS:HA	50:C:222:LYS:HD3	1.89	0.41
4:CD:113:VAL:HG12	4:CD:166:ILE:HA	2.02	0.41
1:AR:2202:C:O2'	4:CD:240:ALA:O	2.24	0.41
4:CD:49:VAL:N	4:CD:58:LEU:O	2.44	0.41
4:CD:68:LYS:HG2	4:CD:69:TYR:N	2.35	0.41
11:CK:49:ASN:ND2	11:CK:51:GLN:OE1	2.54	0.41

Continued on next page...

Continued from previous page...

Atom-1	Atom-2	Interatomic distance (Å)	Clash overlap (Å)
12:CL:210:ILE:HG23	12:CL:217:PHE:CD2	2.56	0.41
14:CN:75:PHE:H	14:CN:97:VAL:HA	1.85	0.41
15:CO:23:ILE:HG21	15:CO:28:SER:HB2	2.03	0.41
1:AR:149:U:H5'	16:CP:55:ALA:HB3	2.01	0.41
18:CR:51:VAL:HG22	18:CR:56:ARG:O	2.21	0.41
20:CT:32:ILE:HD11	20:CT:49:THR:HG22	2.03	0.41
9:CI:79:ALA:HB2	22:CV:138:SER:N	2.35	0.41
29:DB:83:THR:HG23	29:DB:85:TYR:N	2.35	0.41
36:DI:8:ARG:HH21	36:DI:31:ARG:CG	2.31	0.41
39:DL:21:ARG:NH2	39:DL:41:ALA:O	2.54	0.41
55:H:185:GLN:HA	55:H:188:ARG:NH1	2.36	0.41
58:K:96:VAL:HA	58:K:99:LEU:HD22	2.03	0.41
60:M:134:THR:O	60:M:136:ARG:HD2	2.21	0.41
62:O:16:ILE:HA	62:O:17:PRO:HD3	1.92	0.41
63:P:28:VAL:O	63:P:41:ARG:O	2.38	0.41
49:B:113:ARG:NH1	66:S:14:LYS:HZ1	2.19	0.41
25:A:1500:C:OP2	68:U:102:ARG:HD3	2.20	0.41
25:A:1601:G:P	68:U:86:ARG:HH22	2.44	0.41
71:X:29:PRO:HB2	71:X:58:SER:HB2	2.03	0.41
1:1:2143:A:O2'	1:1:2144:A:H2'	2.21	0.40
1:1:2624:G:C6	1:1:2625:C:N4	2.89	0.40
1:1:2665:U:H4'	1:1:2666:C:OP1	2.21	0.40
1:1:2223:A:N6	1:1:2783:U:O2'	2.41	0.40
1:1:2911:A:H4'	1:1:2912:G:C8	2.55	0.40
1:1:2914:G:OP2	84:1:3587:OHX:N2	2.53	0.40
84:1:3410:OHX:N1	3:4:2:A:OP2	2.54	0.40
1:1:28:C:C2	1:1:57:A:C6	3.09	0.40
1:1:88:A:H2'	1:1:89:A:O4'	2.20	0.40
3:4:5:U:H2'	3:4:6:U:O4'	2.21	0.40
25:6:1166:A:H2'	25:6:1167:G:O4'	2.21	0.40
25:6:1354:G:C5	25:6:1355:C:C4	3.10	0.40
25:6:1538:U:C4	25:6:1540:G:C8	3.09	0.40
25:6:1604:U:C4	25:6:1605:G:N7	2.89	0.40
25:6:246:G:C2	25:6:247:A:C4	3.09	0.40
28:9:36:SER:O	28:9:40:ARG:N	2.52	0.40
25:A:1640:C:H2'	25:A:1641:C:C6	2.56	0.40
25:A:616:G:C2	25:A:622:A:C8	3.10	0.40
32:AD:36:GLN:OE1	32:AD:38:LYS:HE2	2.21	0.40
33:AE:12:TYR:CE2	33:AE:43:HIS:CD2	3.09	0.40
33:AE:88:PRO:C	33:AE:89:LEU:HD12	2.41	0.40
1:1:1589:A:OP1	36:AH:11:ASN:HB2	2.21	0.40

Continued on next page...

Continued from previous page...

Atom-1	Atom-2	Interatomic distance (Å)	Clash overlap (Å)
36:AH:22:VAL:HG12	36:AH:30:LEU:HD22	2.03	0.40
39:AK:17:THR:HG22	39:AK:18:LEU:N	2.34	0.40
1:AR:1100:U:H2'	1:AR:1101:G:H8	1.85	0.40
1:AR:1155:C:H2'	1:AR:1156:C:C6	2.56	0.40
1:AR:1204:A:H2'	1:AR:1205:A:H5'	2.03	0.40
1:AR:1412:G:C5	1:AR:1413:G:N7	2.89	0.40
1:AR:1678:G:C2	1:AR:1679:A:C4	3.09	0.40
1:AR:2668:U:H2'	1:AR:2669:G:C8	2.56	0.40
1:AR:276:U:H2'	1:AR:277:G:C8	2.56	0.40
1:AR:380:U:H2'	1:AR:381:U:O4'	2.21	0.40
1:AR:642:U:OP1	30:DC:22:ILE:HG23	2.21	0.40
1:AR:731:U:H2'	1:AR:732:C:H6	1.85	0.40
1:AR:781:G:O6	84:AR:3493:OHX:N6	2.54	0.40
49:B:177:LEU:O	49:B:181:VAL:HG13	2.20	0.40
49:B:34:GLU:HA	49:B:35:PRO:HD2	1.85	0.40
49:B:7:PHE:HD1	49:B:7:PHE:HA	1.72	0.40
50:C:140:ILE:O	50:C:210:ILE:HA	2.21	0.40
5:CE:252:ILE:HA	5:CE:252:ILE:HD12	1.81	0.40
5:CE:361:THR:HG22	5:CE:371:GLN:OE1	2.21	0.40
10:CJ:150:LEU:HD22	10:CJ:151:VAL:H	1.86	0.40
10:CJ:149:LYS:O	10:CJ:176:PRO:HG2	2.21	0.40
16:CP:36:ILE:HD13	16:CP:106:VAL:HG12	2.03	0.40
16:CP:92:LEU:HD12	16:CP:92:LEU:N	2.36	0.40
18:CR:52:LEU:HD21	18:CR:89:LYS:HG2	2.03	0.40
20:CT:176:ARG:HD3	20:CT:176:ARG:HA	1.95	0.40
23:CW:12:ALA:HA	23:CW:68:THR:HA	2.02	0.40
23:CW:94:ARG:HE	23:CW:94:ARG:HB3	1.53	0.40
24:CX:24:ASN:O	24:CX:99:ALA:HA	2.20	0.40
30:DC:77:LYS:HB2	30:DC:78:LEU:H	1.69	0.40
16:CP:143:ARG:HH21	37:DJ:92:LEU:HA	1.86	0.40
45:DR:51:ALA:O	45:DR:54:ILE:HB	2.20	0.40
54:G:89:ILE:HG13	54:G:89:ILE:H	1.55	0.40
61:N:90:LYS:HD3	61:N:90:LYS:HA	1.81	0.40
66:S:6:THR:OG1	66:S:7:LYS:N	2.54	0.40
52:E:34:TYR:CE2	69:V:63:LEU:HB3	25.90	0.40
71:X:117:ARG:HA	71:X:117:ARG:HD2	1.89	0.40
1:1:1431:G:OP2	30:AB:12:ARG:NH1	2.55	0.40
1:1:1925:U:O2	45:AQ:19:GLY:HA2	2.20	0.40
1:1:1932:A:H5'	1:1:1933:A:OP2	2.22	0.40
1:1:2203:U:H2'	1:1:2204:C:C6	2.55	0.40
1:1:2278:C:O2'	1:1:2279:A:H5''	2.22	0.40

Continued on next page...

Continued from previous page...

Atom-1	Atom-2	Interatomic distance (Å)	Clash overlap (Å)
1:1:2674:A:H2'	1:1:2675:C:C6	2.56	0.40
1:1:2794:G:HO2'	1:1:2795:U:P	2.40	0.40
1:1:2889:C:C4	1:1:2936:A:C8	3.10	0.40
1:1:3000:A:H2'	1:1:3001:C:C6	2.57	0.40
1:1:3166:C:H2'	1:1:3167:A:O4'	2.22	0.40
1:1:372:A:H2'	1:1:373:A:O4'	2.22	0.40
1:1:835:G:HO2'	1:1:836:A:P	2.44	0.40
2:3:36:C:O2'	2:3:37:G:H5'	2.21	0.40
3:4:102:U:H2'	3:4:103:G:C8	2.56	0.40
25:6:1004:U:O4	84:AR:3456:OHX:N2	2.55	0.40
25:6:1139:A:H2'	25:6:1140:G:O4'	2.21	0.40
25:6:1185:U:O2	25:6:1185:U:H2'	2.20	0.40
25:6:1525:A:C6	25:6:1526:A:C6	3.09	0.40
25:6:1529:C:H2'	25:6:1530:C:C6	2.56	0.40
25:A:1570:A:H2'	25:A:1571:C:O4'	2.21	0.40
25:A:14:C:H2'	25:A:15:U:H6	1.85	0.40
25:A:1623:C:H2'	25:A:1624:C:H6	1.86	0.40
25:A:505:A:H2'	25:A:505:A:N3	2.37	0.40
25:A:523:G:H5''	73:Z:59:GLY:O	2.21	0.40
25:A:874:C:OP1	84:A:1911:OHX:N2	2.54	0.40
25:A:918:U:H2'	25:A:919:A:C8	2.56	0.40
25:A:959:U:H5'	62:O:15:ALA:O	2.21	0.40
25:A:964:U:H4'	25:A:965:U:O5'	2.21	0.40
29:AA:53:VAL:HA	29:AA:57:HIS:CD2	2.52	0.40
1:AR:1593:A:N3	1:AR:1615:C:O2'	2.54	0.40
1:AR:1741:A:C2	1:AR:1742:U:C4	3.09	0.40
1:AR:1647:A:C2	1:AR:1809:A:H1'	2.56	0.40
1:AR:2201:G:H2'	1:AR:2202:C:H6	1.86	0.40
1:AR:2287:C:C2	1:AR:2298:U:O4'	2.74	0.40
1:AR:2677:G:H2'	1:AR:2679:A:H2	1.86	0.40
1:AR:2691:A:H2'	1:AR:2692:A:C8	2.56	0.40
1:AR:26:A:C5	1:AR:27:C:C5	3.10	0.40
1:AR:3225:C:H2'	1:AR:3226:A:O4'	2.21	0.40
1:AR:378:A:H3'	1:AR:379:C:C6	2.56	0.40
1:AR:409:A:N1	1:AR:1441:G:O2'	2.49	0.40
1:AR:929:A:H2'	1:AR:930:U:C6	2.56	0.40
2:AS:90:U:H2'	2:AS:91:G:O4'	2.21	0.40
3:AT:31:G:OP2	84:AT:206:OHX:N2	2.54	0.40
49:B:133:ILE:HD12	49:B:133:ILE:H	1.86	0.40
49:B:198:MET:SD	66:S:85:VAL:HG11	2.61	0.40
50:C:205:PHE:CG	50:C:206:PRO:HD2	2.56	0.40

Continued on next page...

Continued from previous page...

Atom-1	Atom-2	Interatomic distance (Å)	Clash overlap (Å)
50:C:91:VAL:HG23	50:C:96:LEU:HB3	2.03	0.40
5:CE:293:ASN:HD22	5:CE:305:ILE:HD11	1.86	0.40
1:AR:3304:U:O3'	5:CE:334:ARG:NH2	2.53	0.40
6:CF:49:ALA:HA	6:CF:109:TRP:CZ2	2.56	0.40
7:CG:20:PHE:HD1	7:CG:20:PHE:HA	1.77	0.40
8:CH:30:LEU:HD22	8:CH:34:LEU:HD12	2.03	0.40
12:CL:74:LYS:HB2	12:CL:74:LYS:HE3	1.77	0.40
16:CP:23:GLN:HA	16:CP:122:ASN:HD21	1.86	0.40
16:CP:8:GLU:O	16:CP:12:ARG:HG3	2.22	0.40
18:CR:50:GLN:OE1	18:CR:56:ARG:NH2	2.54	0.40
21:CU:67:ALA:O	21:CU:69:PRO:HD3	2.21	0.40
35:DH:49:ILE:HA	35:DH:99:ARG:O	2.21	0.40
36:DI:10:ARG:HD2	41:DN:4:GLN:NE2	2.37	0.40
36:DI:30:LEU:HA	36:DI:30:LEU:HD23	1.84	0.40
55:H:139:ASN:O	55:H:143:LYS:N	2.49	0.40
25:A:79:C:H1'	55:H:174:LYS:HG3	2.02	0.40
62:O:47:PRO:HG3	62:O:75:LEU:HD22	2.03	0.40
67:T:53:ASP:HB3	67:T:56:LYS:HG3	2.03	0.40
68:U:45:MET:HB3	68:U:45:MET:HE2	1.90	0.40
1:1:1591:G:O2'	1:1:1799:A:N6	2.51	0.40
1:1:2424:A:H2'	1:1:2425:G:O4'	2.21	0.40
1:1:2505:U:H2'	1:1:2506:U:C6	2.56	0.40
1:1:2933:A:C2	1:1:3014:U:H4'	2.56	0.40
1:1:68:C:P	1:1:301:G:H21	2.44	0.40
1:1:3322:A:H2'	1:1:3323:A:C8	2.57	0.40
1:1:2997:G:C1'	1:1:3396:U:H5'	2.50	0.40
84:1:3406:OHX:N1	39:AK:44:THR:O	2.54	0.40
84:1:3618:OHX:N5	38:AJ:28:TYR:O	2.55	0.40
1:1:521:A:N3	21:0:65:ASN:ND2	2.70	0.40
1:1:621:A:H8	1:1:623:U:O4	2.02	0.40
25:6:1620:C:H2'	25:6:1621:U:C6	2.55	0.40
25:6:475:A:H2'	25:6:476:U:O4'	2.21	0.40
25:A:260:U:H2'	25:A:260:U:H6	1.75	0.40
25:A:704:C:O2	25:A:705:U:H1'	2.21	0.40
25:A:728:U:O2	25:A:728:U:H2'	2.20	0.40
25:A:736:C:N4	25:A:737:A:N7	2.70	0.40
29:AA:38:PHE:CE1	29:AA:40:HIS:HB3	2.57	0.40
30:AB:85:ASP:OD1	30:AB:86:LYS:N	2.54	0.40
27:8:60:TYR:OH	37:AI:26:LYS:HG3	2.21	0.40
38:AJ:21:THR:OG1	38:AJ:21:THR:O	2.39	0.40
38:AJ:40:VAL:O	38:AJ:44:VAL:HG23	2.22	0.40

Continued on next page...

Continued from previous page...

Atom-1	Atom-2	Interatomic distance (Å)	Clash overlap (Å)
45:AQ:53:GLY:O	45:AQ:65:ALA:HA	2.21	0.40
1:AR:1083:G:C6	1:AR:1084:A:C6	3.09	0.40
1:AR:1521:G:C2	1:AR:1522:U:H5	2.40	0.40
1:AR:2144:A:H1'	1:AR:2281:A:N6	2.37	0.40
1:AR:2714:G:H4'	1:AR:2715:A:H5''	2.04	0.40
1:AR:293:C:H2'	1:AR:294:U:O4'	2.21	0.40
1:AR:3242:G:N2	1:AR:3245:A:H5''	2.37	0.40
1:AR:731:U:H2'	1:AR:732:C:C6	2.56	0.40
1:AR:822:G:C6	1:AR:823:C:C4	3.09	0.40
1:AR:860:G:OP2	4:CD:181:LYS:NZ	2.55	0.40
6:CF:269:SER:OG	6:CF:269:SER:O	2.37	0.40
9:CI:219:LYS:O	9:CI:228:SER:HB2	2.21	0.40
14:CN:171:ARG:HB3	14:CN:171:ARG:HE	1.58	0.40
16:CP:114:ARG:HD3	16:CP:114:ARG:HA	1.92	0.40
17:CQ:89:SER:O	17:CQ:95:GLY:HA3	2.21	0.40
19:CS:155:MET:HA	19:CS:161:LYS:HB2	2.04	0.40
20:CT:154:ALA:O	20:CT:158:GLU:N	2.50	0.40
27:CZ:63:ILE:HA	27:CZ:86:VAL:HG13	2.04	0.40
28:DA:39:LEU:HD22	28:DA:43:TYR:CE2	2.57	0.40
28:DA:48:LEU:HA	28:DA:48:LEU:HD23	1.89	0.40
30:DC:4:ARG:HG2	30:DC:5:PHE:CD1	2.56	0.40
38:DK:93:ILE:O	38:DK:97:SER:HB3	2.22	0.40
39:DL:16:HIS:HD2	39:DL:28:HIS:HA	1.87	0.40
39:DL:19:CYS:HA	39:DL:27:PHE:HB2	2.01	0.40
3:AT:52:A:O4'	41:DN:21:ARG:HD2	2.21	0.40
1:AR:2895:G:O2'	42:DO:100:TYR:O	2.31	0.40
42:DO:103:LEU:HA	42:DO:103:LEU:HD23	1.83	0.40
55:H:102:VAL:HA	55:H:106:LEU:HD11	2.02	0.40
59:L:28:ASN:N	59:L:28:ASN:OD1	2.54	0.40
59:L:68:LEU:HD12	59:L:69:THR:H	1.86	0.40
25:A:249:U:H5	60:M:34:TRP:CZ2	2.40	0.40
67:T:89:GLN:C	67:T:91:ASP:H	2.23	0.40
69:V:50:LEU:CD2	69:V:95:ALA:HB2	2.51	0.40
1:1:1066:G:C6	1:1:1067:U:C4	3.10	0.40
1:1:1072:G:C4	1:1:1087:G:C2	3.09	0.40
1:1:1308:A:H8	1:1:1308:A:OP2	2.03	0.40
1:1:1494:U:P	41:AM:42:ARG:HH22	2.45	0.40
1:1:1637:A:OP2	29:AA:73:LYS:NZ	2.52	0.40
1:1:1933:A:H2'	1:1:1934:G:H5'	2.03	0.40
1:1:2180:G:H2'	1:1:2181:C:C6	2.57	0.40
1:1:2207:A:H2'	1:1:2208:A:C8	2.57	0.40

Continued on next page...

Continued from previous page...

Atom-1	Atom-2	Interatomic distance (Å)	Clash overlap (Å)
1:1:2219:A:H2'	1:1:2220:A:C8	2.56	0.40
1:1:2297:U:C2	1:1:2299:A:C6	3.10	0.40
1:1:2373:A:N7	1:1:2867:C:H1'	2.36	0.40
1:1:2945:G:H8	1:1:2950:G:O6	2.05	0.40
1:1:3385:U:C2	1:1:3386:G:C8	3.08	0.40
1:1:1536:G:N7	84:1:3413:OHX:N3	2.70	0.40
1:1:835:G:HO2'	1:1:857:G:N2	2.13	0.40
22:2:15:PHE:CE1	22:2:44:ALA:HB3	2.56	0.40
3:4:118:C:H2'	3:4:119:C:C6	2.56	0.40
25:6:1037:C:H2'	25:6:1038:U:H6	1.86	0.40
25:6:1294:G:C2	25:6:1295:G:C8	3.10	0.40
25:6:156:A:H2'	25:6:157:A:O4'	2.21	0.40
25:6:1765:A:OP2	84:6:1982:OHX:N4	2.54	0.40
25:6:465:G:C5	25:6:466:U:C5	3.09	0.40
25:6:542:A:C8	25:6:543:C:H2'	2.56	0.40
25:6:898:A:N1	25:6:911:U:O2'	2.42	0.40
25:A:1101:G:H5''	71:X:76:SER:HB3	2.03	0.40
25:A:126:A:OP2	55:H:197:ASN:ND2	2.54	0.40
25:A:1335:U:H2'	25:A:1336:A:H8	1.85	0.40
25:A:1385:G:N7	84:A:2010:OHX:N3	2.69	0.40
25:A:1451:C:H2'	25:A:1452:U:H6	1.87	0.40
25:A:524:U:H1'	25:A:527:A:N7	2.36	0.40
25:A:850:A:C2	25:A:851:U:C2	3.10	0.40
25:A:890:C:H2'	25:A:891:A:H8	1.87	0.40
35:AG:23:ASN:O	35:AG:25:PRO:HD3	2.22	0.40
37:AI:96:GLU:H	37:AI:96:GLU:HG2	1.65	0.40
1:AR:1054:A:H5''	1:AR:2637:A:H61	1.87	0.40
1:AR:950:G:C2	1:AR:1370:G:C6	3.09	0.40
1:AR:1700:G:C6	1:AR:1701:C:C4	3.09	0.40
1:AR:2260:U:H2'	1:AR:2261:G:O4'	2.22	0.40
1:AR:2288:G:H5''	1:AR:2289:U:OP2	2.22	0.40
1:AR:2124:G:C2	1:AR:2330:C:C2	3.10	0.40
1:AR:2677:G:H2'	1:AR:2679:A:C2	2.56	0.40
1:AR:2862:U:H2'	1:AR:2863:G:O4'	2.21	0.40
1:AR:28:C:C2	1:AR:57:A:C6	3.09	0.40
1:AR:2992:U:H1'	18:CR:69:ARG:NH2	2.36	0.40
1:AR:3160:U:C2	1:AR:3291:G:N2	2.89	0.40
1:AR:643:U:O4	1:AR:644:G:C6	2.74	0.40
1:AR:730:C:C2	1:AR:740:G:C2	3.10	0.40
5:CE:152:LYS:HG3	5:CE:192:VAL:HG11	2.04	0.40
8:CH:28:GLN:OE1	8:CH:57:HIS:NE2	2.54	0.40

Continued on next page...

Continued from previous page...

Atom-1	Atom-2	Interatomic distance (Å)	Clash overlap (Å)
11:CK:159:ALA:HA	11:CK:162:GLN:HB3	2.03	0.40
11:CK:124:ARG:HB3	11:CK:164:ILE:HD12	2.03	0.40
11:CK:85:GLY:O	11:CK:186:PHE:HA	2.22	0.40
14:CN:36:ARG:O	14:CN:39:ARG:N	2.54	0.40
17:CQ:8:VAL:O	17:CQ:118:VAL:HG13	2.22	0.40
19:CS:87:VAL:O	19:CS:107:THR:HG23	2.21	0.40
19:CS:170:ARG:O	19:CS:171:LYS:HB2	2.20	0.40
22:CV:139:ARG:HH21	22:CV:139:ARG:HB3	1.86	0.40
51:D:140:ARG:HD3	51:D:222:TYR:CE1	2.56	0.40
29:DB:109:GLU:O	29:DB:113:VAL:HG23	2.20	0.40
33:DF:17:HIS:HB2	33:DF:69:TYR:HB3	2.04	0.40
1:AR:1386:A:OP1	34:DG:80:LYS:HD3	2.21	0.40
38:DK:74:LYS:HD2	38:DK:80:PHE:CD1	2.50	0.40
40:DM:20:VAL:HG12	40:DM:73:LEU:HD11	2.02	0.40
45:DR:29:LEU:HA	45:DR:29:LEU:HD23	1.74	0.40
25:A:811:A:N7	56:I:111:LYS:HB2	2.37	0.40
25:A:478:A:O4'	58:K:127:VAL:HG21	2.21	0.40
58:K:82:ARG:O	58:K:150:LEU:HB2	2.22	0.40
25:A:1219:A:O2'	59:L:48:SER:HA	2.22	0.40
62:O:130:ARG:HG3	62:O:137:PRO:HA	2.04	0.40
66:S:21:TYR:N	66:S:22:PRO:HD2	2.37	0.40
25:A:1459:C:N4	67:T:139:LYS:HE3	2.33	0.40
68:U:18:TYR:O	68:U:22:LEU:HD22	2.21	0.40
70:W:15:ARG:HH12	70:W:33:GLN:HB2	1.85	0.40
73:Z:112:LYS:HE2	73:Z:112:LYS:HB3	1.90	0.40
1:1:1129:A:C6	1:1:1130:A:C6	3.10	0.40
1:1:1227:C:H5'	1:1:1228:C:OP2	2.21	0.40
1:1:1517:G:H2'	1:1:1518:U:H6	1.87	0.40
1:1:156:G:O2'	1:1:157:A:H4'	2.20	0.40
1:1:2712:U:H2'	1:1:2713:U:C6	2.56	0.40
1:1:383:G:O6	84:1:3631:OHX:N3	2.55	0.40
1:1:568:G:H2'	1:1:569:A:O4'	2.21	0.40
1:1:661:G:OP1	30:AB:12:ARG:NH2	2.55	0.40
25:6:1113:A:H4'	25:6:1114:G:OP1	2.22	0.40
25:6:1228:G:N3	25:6:1228:G:H2'	2.36	0.40
25:6:1269:U:C2	25:6:1432:U:O4'	2.75	0.40
25:6:375:U:H2'	25:6:376:C:C6	2.57	0.40
25:6:524:U:H2'	25:6:526:A:OP2	2.22	0.40
25:6:763:G:C5	25:6:764:U:C4	3.09	0.40
25:A:1171:A:H2'	25:A:1172:G:C8	2.57	0.40
25:A:1546:G:H21	67:T:87:ASN:HB2	1.87	0.40

Continued on next page...

Continued from previous page...

Atom-1	Atom-2	Interatomic distance (Å)	Clash overlap (Å)
25:A:1636:C:C2	25:A:1638:G:C5	3.10	0.40
25:A:565:C:O2	84:A:1917:OHX:N5	2.54	0.40
25:A:312:A:C2	25:A:314:C:H2'	2.57	0.40
25:A:526:A:H2'	25:A:527:A:O4'	2.22	0.40
25:A:744:U:N3	25:A:808:U:O2	2.55	0.40
29:AA:25:ILE:HG23	29:AA:41:ALA:HB1	2.04	0.40
29:AA:5:LEU:HD23	29:AA:5:LEU:HA	1.69	0.40
33:AE:98:VAL:HG21	33:AE:104:LEU:HD11	2.04	0.40
34:AF:25:TYR:HB2	34:AF:28:VAL:HG23	2.03	0.40
1:AR:1049:C:C2	1:AR:1050:U:C5	3.08	0.40
1:AR:1131:G:C4	1:AR:2373:A:C2	3.10	0.40
1:AR:1130:A:N7	1:AR:1132:C:C2	2.90	0.40
1:AR:1226:G:H2'	1:AR:1227:C:C6	2.57	0.40
1:AR:2105:G:H2'	1:AR:2106:A:H8	1.85	0.40
1:AR:2251:G:O6	84:AR:3448:OHX:N6	2.54	0.40
1:AR:2630:C:C5	22:CV:4:SER:HB2	2.57	0.40
1:AR:2640:A:C5	1:AR:2641:U:C5	3.10	0.40
1:AR:2662:G:H2'	1:AR:2663:G:O4'	2.21	0.40
1:AR:2718:U:H2'	1:AR:2719:U:C6	2.56	0.40
1:AR:1298:C:OP2	84:AR:3517:OHX:N2	2.55	0.40
1:AR:1789:G:O6	84:AR:3696:OHX:N1	2.54	0.40
1:AR:5:G:C2	3:AT:155:A:C2	3.09	0.40
49:B:154:GLU:O	49:B:155:PHE:HB2	2.21	0.40
5:CE:293:ASN:CB	5:CE:305:ILE:HG13	2.51	0.40
6:CF:26:PHE:CD1	6:CF:130:ALA:HB2	2.56	0.40
6:CF:317:PRO:C	6:CF:319:LYS:N	2.73	0.40
11:CK:33:THR:C	11:CK:34:LEU:HD23	2.42	0.40
12:CL:191:LYS:O	12:CL:197:VAL:HG22	2.22	0.40
13:CM:9:MET:O	13:CM:9:MET:HG3	2.20	0.40
29:DB:46:ILE:HD11	29:DB:48:ARG:O	2.22	0.40
29:DB:48:ARG:HB3	29:DB:69:LYS:HB3	2.03	0.40
32:DE:15:ALA:O	32:DE:18:ILE:HG22	2.21	0.40
32:DE:19:LYS:HG2	32:DE:19:LYS:H	1.76	0.40
35:DH:85:PHE:CD2	35:DH:89:LEU:HD21	2.57	0.40
53:F:31:PRO:HG2	53:F:38:LEU:HD13	2.02	0.40
56:I:152:VAL:O	56:I:183:PHE:HA	2.22	0.40
58:K:4:ALA:HA	58:K:5:PRO:HD3	1.90	0.40
59:L:16:PHE:CD1	59:L:76:LEU:HD23	2.56	0.40
61:N:105:LYS:H	61:N:113:ARG:CB	2.35	0.40
64:Q:28:MET:HE3	64:Q:33:PHE:HA	2.03	0.40
69:V:66:SER:HA	69:V:80:GLU:O	2.21	0.40

Continued on next page...

Continued from previous page...

Atom-1	Atom-2	Interatomic distance (Å)	Clash overlap (Å)
69:V:99:ILE:O	69:V:103:ILE:N	2.48	0.40
71:X:20:THR:OG1	71:X:22:LYS:HD3	2.21	0.40

There are no symmetry-related clashes.

5.3 Torsion angles [i](#)

5.3.1 Protein backbone [i](#)

In the following table, the Percentiles column shows the percent Ramachandran outliers of the chain as a percentile score with respect to all X-ray entries followed by that with respect to entries of similar resolution.

The Analysed column shows the number of residues for which the backbone conformation was analysed, and the total number of residues.

Mol	Chain	Analysed	Favoured	Allowed	Outliers	Percentiles	
4	CD	250/252 (99%)	238 (95%)	12 (5%)	0	100	100
4	j	250/252 (99%)	232 (93%)	18 (7%)	0	100	100
5	CE	384/386 (100%)	355 (92%)	27 (7%)	2 (0%)	32	73
5	k	384/386 (100%)	351 (91%)	31 (8%)	2 (0%)	32	73
6	CF	359/361 (99%)	331 (92%)	28 (8%)	0	100	100
6	l	359/361 (99%)	326 (91%)	32 (9%)	1 (0%)	44	80
7	CG	294/296 (99%)	272 (92%)	22 (8%)	0	100	100
7	m	294/296 (99%)	271 (92%)	23 (8%)	0	100	100
8	CH	152/175 (87%)	144 (95%)	6 (4%)	2 (1%)	14	55
8	n	152/175 (87%)	145 (95%)	6 (4%)	1 (1%)	25	68
9	CI	220/222 (99%)	202 (92%)	15 (7%)	3 (1%)	13	53
9	o	220/222 (99%)	204 (93%)	13 (6%)	3 (1%)	13	53
10	CJ	231/233 (99%)	207 (90%)	21 (9%)	3 (1%)	14	55
10	p	231/233 (99%)	209 (90%)	18 (8%)	4 (2%)	11	49
11	CK	189/191 (99%)	178 (94%)	11 (6%)	0	100	100
11	q	189/191 (99%)	176 (93%)	12 (6%)	1 (0%)	32	73
12	CL	207/220 (94%)	195 (94%)	10 (5%)	2 (1%)	18	61
12	r	207/220 (94%)	199 (96%)	8 (4%)	0	100	100

Continued on next page...

Continued from previous page...

Mol	Chain	Analysed	Favoured	Allowed	Outliers	Percentiles	
13	CM	167/169 (99%)	146 (87%)	18 (11%)	3 (2%)	10	48
13	s	167/169 (99%)	149 (89%)	15 (9%)	3 (2%)	10	48
14	CN	191/193 (99%)	172 (90%)	18 (9%)	1 (0%)	32	73
14	t	191/193 (99%)	173 (91%)	15 (8%)	3 (2%)	11	50
15	CO	134/136 (98%)	125 (93%)	7 (5%)	2 (2%)	12	52
15	u	134/136 (98%)	122 (91%)	10 (8%)	2 (2%)	12	52
16	CP	201/203 (99%)	189 (94%)	12 (6%)	0	100	100
16	v	201/203 (99%)	189 (94%)	12 (6%)	0	100	100
17	CQ	195/197 (99%)	189 (97%)	4 (2%)	2 (1%)	18	61
17	w	195/197 (99%)	188 (96%)	4 (2%)	3 (2%)	12	52
18	CR	181/183 (99%)	166 (92%)	14 (8%)	1 (1%)	28	70
18	x	181/183 (99%)	170 (94%)	10 (6%)	1 (1%)	28	70
19	CS	183/185 (99%)	171 (93%)	11 (6%)	1 (0%)	32	73
19	y	183/185 (99%)	173 (94%)	9 (5%)	1 (0%)	32	73
20	CT	186/188 (99%)	172 (92%)	13 (7%)	1 (0%)	32	73
20	z	186/188 (99%)	178 (96%)	7 (4%)	1 (0%)	32	73
21	0	170/172 (99%)	154 (91%)	15 (9%)	1 (1%)	28	70
21	CU	170/172 (99%)	158 (93%)	12 (7%)	0	100	100
22	2	157/159 (99%)	144 (92%)	12 (8%)	1 (1%)	28	70
22	CV	157/159 (99%)	147 (94%)	9 (6%)	1 (1%)	28	70
23	5	98/100 (98%)	88 (90%)	9 (9%)	1 (1%)	18	61
23	CW	98/100 (98%)	89 (91%)	8 (8%)	1 (1%)	18	61
24	CX	134/136 (98%)	132 (98%)	2 (2%)	0	100	100
24	l2	134/136 (98%)	131 (98%)	3 (2%)	0	100	100
26	7	96/98 (98%)	85 (88%)	10 (10%)	1 (1%)	18	61
26	CY	96/98 (98%)	83 (86%)	11 (12%)	2 (2%)	8	45
27	8	119/121 (98%)	111 (93%)	8 (7%)	0	100	100
27	CZ	119/121 (98%)	111 (93%)	6 (5%)	2 (2%)	11	49
28	9	124/126 (98%)	120 (97%)	4 (3%)	0	100	100
28	DA	124/126 (98%)	120 (97%)	4 (3%)	0	100	100
29	AA	133/135 (98%)	123 (92%)	10 (8%)	0	100	100

Continued on next page...

Continued from previous page...

Mol	Chain	Analysed	Favoured	Allowed	Outliers	Percentiles	
29	DB	133/135 (98%)	121 (91%)	10 (8%)	2 (2%)	12	52
30	AB	146/148 (99%)	127 (87%)	17 (12%)	2 (1%)	13	53
30	DC	146/148 (99%)	130 (89%)	14 (10%)	2 (1%)	13	53
31	AC	56/58 (97%)	51 (91%)	4 (7%)	1 (2%)	10	48
31	DD	56/58 (97%)	51 (91%)	4 (7%)	1 (2%)	10	48
32	AD	95/97 (98%)	92 (97%)	3 (3%)	0	100	100
32	DE	95/97 (98%)	93 (98%)	2 (2%)	0	100	100
33	AE	107/109 (98%)	101 (94%)	5 (5%)	1 (1%)	20	63
33	DF	107/109 (98%)	103 (96%)	3 (3%)	1 (1%)	20	63
34	AF	125/127 (98%)	122 (98%)	3 (2%)	0	100	100
34	DG	125/127 (98%)	119 (95%)	6 (5%)	0	100	100
35	AG	104/106 (98%)	98 (94%)	4 (4%)	2 (2%)	9	47
35	DH	104/106 (98%)	97 (93%)	6 (6%)	1 (1%)	18	61
36	AH	110/112 (98%)	104 (94%)	4 (4%)	2 (2%)	10	48
36	DI	110/112 (98%)	104 (94%)	6 (6%)	0	100	100
37	AI	117/119 (98%)	111 (95%)	6 (5%)	0	100	100
37	DJ	117/119 (98%)	111 (95%)	6 (5%)	0	100	100
38	AJ	97/99 (98%)	83 (86%)	13 (13%)	1 (1%)	18	61
38	DK	97/99 (98%)	86 (89%)	10 (10%)	1 (1%)	18	61
39	AK	85/87 (98%)	77 (91%)	8 (9%)	0	100	100
39	DL	85/87 (98%)	78 (92%)	7 (8%)	0	100	100
40	AL	75/77 (97%)	74 (99%)	1 (1%)	0	100	100
40	DM	75/77 (97%)	68 (91%)	6 (8%)	1 (1%)	14	55
41	AM	48/50 (96%)	46 (96%)	2 (4%)	0	100	100
41	DN	48/50 (96%)	46 (96%)	2 (4%)	0	100	100
42	AN	50/52 (96%)	45 (90%)	5 (10%)	0	100	100
42	DO	50/52 (96%)	46 (92%)	4 (8%)	0	100	100
43	AO	23/25 (92%)	22 (96%)	1 (4%)	0	100	100
43	DP	23/25 (92%)	23 (100%)	0	0	100	100
44	AP	103/105 (98%)	91 (88%)	12 (12%)	0	100	100
44	DQ	103/105 (98%)	90 (87%)	12 (12%)	1 (1%)	18	61

Continued on next page...

Continued from previous page...

Mol	Chain	Analysed	Favoured	Allowed	Outliers	Percentiles	
45	AQ	89/91 (98%)	77 (86%)	12 (14%)	0	100	100
45	DR	89/91 (98%)	83 (93%)	6 (7%)	0	100	100
46	i	155/168 (92%)	129 (83%)	23 (15%)	3 (2%)	9	47
47	p0	139/220 (63%)	130 (94%)	8 (6%)	1 (1%)	25	68
48	sM	61/104 (59%)	47 (77%)	13 (21%)	1 (2%)	11	50
49	B	204/206 (99%)	175 (86%)	26 (13%)	3 (2%)	12	52
49	s0	204/206 (99%)	184 (90%)	17 (8%)	3 (2%)	12	52
50	C	212/216 (98%)	175 (82%)	35 (16%)	2 (1%)	20	63
50	s1	214/216 (99%)	196 (92%)	18 (8%)	0	100	100
51	D	215/217 (99%)	196 (91%)	18 (8%)	1 (0%)	32	73
51	s2	215/217 (99%)	199 (93%)	13 (6%)	3 (1%)	13	53
52	E	221/223 (99%)	198 (90%)	21 (10%)	2 (1%)	20	63
52	s3	221/223 (99%)	198 (90%)	21 (10%)	2 (1%)	20	63
53	F	258/260 (99%)	236 (92%)	20 (8%)	2 (1%)	22	65
53	s4	258/260 (99%)	233 (90%)	24 (9%)	1 (0%)	38	77
54	G	204/206 (99%)	179 (88%)	22 (11%)	3 (2%)	12	52
54	s5	204/206 (99%)	183 (90%)	21 (10%)	0	100	100
55	H	224/226 (99%)	207 (92%)	13 (6%)	4 (2%)	10	48
55	s6	216/226 (96%)	200 (93%)	14 (6%)	2 (1%)	20	63
56	I	182/186 (98%)	160 (88%)	17 (9%)	5 (3%)	6	40
56	s7	184/186 (99%)	162 (88%)	19 (10%)	3 (2%)	11	50
57	J	184/199 (92%)	160 (87%)	23 (12%)	1 (0%)	32	73
57	s8	184/199 (92%)	167 (91%)	15 (8%)	2 (1%)	17	59
58	K	183/185 (99%)	162 (88%)	19 (10%)	2 (1%)	17	59
58	s9	183/185 (99%)	172 (94%)	11 (6%)	0	100	100
59	L	94/105 (90%)	78 (83%)	14 (15%)	2 (2%)	8	45
59	c0	92/105 (88%)	63 (68%)	20 (22%)	9 (10%)	1	9
60	M	153/155 (99%)	138 (90%)	12 (8%)	3 (2%)	9	46
60	c1	144/155 (93%)	133 (92%)	10 (7%)	1 (1%)	25	68
61	N	122/124 (98%)	86 (70%)	30 (25%)	6 (5%)	2	24
61	c2	122/124 (98%)	91 (75%)	28 (23%)	3 (2%)	6	41

Continued on next page...

Continued from previous page...

Mol	Chain	Analysed	Favoured	Allowed	Outliers	Percentiles	
62	O	148/150 (99%)	134 (90%)	13 (9%)	1 (1%)	25	68
62	c3	148/150 (99%)	132 (89%)	15 (10%)	1 (1%)	25	68
63	P	125/128 (98%)	111 (89%)	13 (10%)	1 (1%)	22	65
63	c4	126/128 (98%)	114 (90%)	12 (10%)	0	100	100
64	Q	122/141 (86%)	107 (88%)	13 (11%)	2 (2%)	11	50
64	c5	133/141 (94%)	107 (80%)	24 (18%)	2 (2%)	12	52
65	R	139/142 (98%)	122 (88%)	14 (10%)	3 (2%)	8	44
65	c6	140/142 (99%)	132 (94%)	8 (6%)	0	100	100
66	S	116/125 (93%)	99 (85%)	13 (11%)	4 (3%)	4	35
67	T	143/145 (99%)	127 (89%)	13 (9%)	3 (2%)	8	45
67	c8	143/145 (99%)	121 (85%)	18 (13%)	4 (3%)	6	39
68	U	141/143 (99%)	129 (92%)	12 (8%)	0	100	100
68	c9	141/143 (99%)	129 (92%)	11 (8%)	1 (1%)	25	68
69	V	105/110 (96%)	93 (89%)	12 (11%)	0	100	100
69	d0	108/110 (98%)	92 (85%)	14 (13%)	2 (2%)	9	47
70	W	85/87 (98%)	76 (89%)	8 (9%)	1 (1%)	15	57
70	d1	85/87 (98%)	78 (92%)	7 (8%)	0	100	100
71	X	127/129 (98%)	120 (94%)	6 (5%)	1 (1%)	22	65
71	d2	127/129 (98%)	117 (92%)	9 (7%)	1 (1%)	22	65
72	Y	142/144 (99%)	119 (84%)	21 (15%)	2 (1%)	13	53
72	d3	142/144 (99%)	131 (92%)	11 (8%)	0	100	100
73	Z	132/134 (98%)	121 (92%)	9 (7%)	2 (2%)	12	52
73	d4	132/134 (98%)	119 (90%)	10 (8%)	3 (2%)	7	43
74	a	68/70 (97%)	56 (82%)	10 (15%)	2 (3%)	5	38
74	d5	67/70 (96%)	59 (88%)	8 (12%)	0	100	100
75	b	95/97 (98%)	68 (72%)	24 (25%)	3 (3%)	5	36
75	d6	95/97 (98%)	76 (80%)	19 (20%)	0	100	100
76	c	79/81 (98%)	71 (90%)	7 (9%)	1 (1%)	14	55
76	d7	79/81 (98%)	75 (95%)	3 (4%)	1 (1%)	14	55
77	d	61/63 (97%)	50 (82%)	11 (18%)	0	100	100
77	d8	61/63 (97%)	50 (82%)	11 (18%)	0	100	100

Continued on next page...

Continued from previous page...

Mol	Chain	Analysed	Favoured	Allowed	Outliers	Percentiles	
78	d9	51/53 (96%)	46 (90%)	4 (8%)	1 (2%)	9	46
78	e	51/53 (96%)	45 (88%)	6 (12%)	0	100	100
79	e0	60/62 (97%)	50 (83%)	8 (13%)	2 (3%)	4	35
79	f	58/62 (94%)	50 (86%)	7 (12%)	1 (2%)	11	49
80	g	69/71 (97%)	44 (64%)	19 (28%)	6 (9%)	1	10
81	h	316/318 (99%)	292 (92%)	23 (7%)	1 (0%)	44	80
81	sR	316/318 (99%)	292 (92%)	24 (8%)	0	100	100
82	c7	113/121 (93%)	102 (90%)	8 (7%)	3 (3%)	6	40
83	e1	49/51 (96%)	40 (82%)	9 (18%)	0	100	100
All	All	22260/22868 (97%)	20206 (91%)	1851 (8%)	203 (1%)	20	63

All (203) Ramachandran outliers are listed below:

Mol	Chain	Res	Type
8	n	98	VAL
10	p	36	ILE
11	q	50	ASN
30	AB	48	TYR
46	i	167	PRO
8	CH	98	VAL
15	CO	8	LYS
17	CQ	111	PRO
58	K	134	ILE
59	L	88	PRO
61	N	126	TRP
66	S	85	VAL
66	S	86	PRO
71	X	83	ILE
73	Z	5	VAL
74	a	88	ILE
79	f	47	VAL
51	s2	164	SER
56	s7	67	LEU
59	c0	88	PRO
59	c0	97	PRO
62	c3	66	ILE
68	c9	34	VAL
71	d2	6	VAL
76	d7	59	CYS

Continued on next page...

Continued from previous page...

Mol	Chain	Res	Type
17	w	111	PRO
18	x	156	ALA
19	y	99	THR
20	z	130	ASN
12	CL	25	ALA
22	CV	124	VAL
26	CY	82	ILE
29	DB	4	PHE
29	DB	18	TYR
40	DM	19	ASP
44	DQ	78	LYS
50	C	62	LYS
56	I	111	LYS
60	M	7	VAL
60	M	8	GLN
66	S	88	VAL
66	S	124	VAL
75	b	75	VAL
76	c	62	ILE
80	g	98	VAL
49	s0	189	VAL
52	s3	222	VAL
56	s7	63	PRO
59	c0	82	LEU
61	c2	91	VAL
82	c7	105	GLN
73	d4	52	LYS
9	o	25	GLN
10	p	37	GLY
15	u	8	LYS
17	w	110	PRO
22	2	124	VAL
13	CM	173	ASP
17	CQ	110	PRO
18	CR	156	ALA
26	CY	96	LEU
49	B	4	PRO
52	E	222	VAL
54	G	58	LEU
54	G	64	VAL
55	H	149	LYS
55	H	151	ASP

Continued on next page...

Continued from previous page...

Mol	Chain	Res	Type
56	I	74	GLN
58	K	93	LEU
60	M	6	THR
65	R	39	VAL
65	R	113	ASP
73	Z	35	VAL
80	g	101	ALA
55	s6	70	PRO
82	c7	99	VAL
5	k	174	LYS
9	o	164	SER
10	p	123	GLN
13	s	8	PRO
14	t	47	ALA
26	7	96	LEU
35	AG	91	ALA
35	AG	104	PRO
36	AH	46	ASP
9	CI	24	GLU
9	CI	163	LEU
30	DC	48	TYR
35	DH	91	ALA
49	B	203	PHE
51	D	147	ASN
52	E	217	ILE
57	J	152	ILE
61	N	106	ILE
64	Q	126	VAL
67	T	91	ASP
70	W	82	VAL
80	g	102	VAL
52	s3	217	ILE
60	c1	7	VAL
61	c2	106	ILE
64	c5	128	HIS
82	c7	104	ASN
6	l	90	PHE
13	s	114	ILE
14	t	18	TRP
14	t	166	ALA
30	AB	47	LYS
5	CE	187	SER

Continued on next page...

Continued from previous page...

Mol	Chain	Res	Type
8	CH	97	ASN
13	CM	8	PRO
14	CN	47	ALA
20	CT	131	ALA
30	DC	78	LEU
55	H	70	PRO
59	L	60	SER
61	N	109	GLU
64	Q	125	PRO
67	T	144	ARG
56	s7	64	VAL
59	c0	2	LEU
67	c8	8	GLN
67	c8	9	GLY
13	s	165	GLN
9	CI	25	GLN
10	CJ	36	ILE
10	CJ	123	GLN
10	CJ	157	VAL
12	CL	24	ARG
19	CS	99	THR
27	CZ	48	SER
53	F	144	GLY
53	F	195	ILE
56	I	5	GLN
61	N	128	ALA
72	Y	3	LYS
72	Y	30	LYS
80	g	88	PRO
59	c0	32	HIS
59	c0	83	PRO
69	d0	118	VAL
73	d4	30	PRO
73	d4	35	VAL
79	e0	47	VAL
9	o	26	VAL
10	p	157	VAL
38	AJ	3	VAL
13	CM	114	ILE
80	g	84	VAL
59	c0	35	ILE
59	c0	96	ASN

Continued on next page...

Continued from previous page...

Mol	Chain	Res	Type
69	d0	51	VAL
78	d9	6	VAL
36	AH	12	PRO
46	i	166	VAL
15	CO	6	ILE
47	p0	33	VAL
49	B	158	VAL
55	H	69	LEU
56	I	32	PRO
61	N	91	VAL
63	P	42	VAL
80	g	87	THR
49	s0	158	VAL
57	s8	78	ILE
57	s8	101	ILE
79	e0	60	PRO
15	u	6	ILE
33	AE	7	VAL
23	CW	11	ILE
27	CZ	62	VAL
33	DF	7	VAL
50	C	210	ILE
54	G	51	VAL
56	I	98	ILE
61	N	66	VAL
62	O	22	ALA
75	b	84	VAL
51	s2	163	GLY
59	c0	92	ILE
61	c2	115	VAL
5	k	317	ILE
17	w	16	VAL
21	0	167	ARG
23	5	11	ILE
46	i	12	VAL
5	CE	317	ILE
31	DD	21	ILE
65	R	97	VAL
67	T	14	ILE
74	a	71	ILE
75	b	86	VAL
81	h	6	VAL

Continued on next page...

Continued from previous page...

Mol	Chain	Res	Type
49	s0	10	THR
53	s4	90	ILE
55	s6	69	LEU
64	c5	126	VAL
67	c8	14	ILE
31	AC	21	ILE
38	DK	3	VAL
48	sM	43	ASP
51	s2	121	VAL
67	c8	5	VAL

5.3.2 Protein sidechains [i](#)

In the following table, the Percentiles column shows the percent sidechain outliers of the chain as a percentile score with respect to all X-ray entries followed by that with respect to entries of similar resolution.

The Analysed column shows the number of residues for which the sidechain conformation was analysed, and the total number of residues.

Mol	Chain	Analysed	Rotameric	Outliers	Percentiles	
4	CD	193/194 (100%)	165 (86%)	28 (14%)	4	21
4	j	193/194 (100%)	174 (90%)	19 (10%)	9	38
5	CE	319/322 (99%)	273 (86%)	46 (14%)	4	21
5	k	319/322 (99%)	268 (84%)	51 (16%)	3	16
6	CF	288/288 (100%)	255 (88%)	33 (12%)	6	30
6	l	288/288 (100%)	254 (88%)	34 (12%)	6	29
7	CG	244/244 (100%)	209 (86%)	35 (14%)	4	22
7	m	244/244 (100%)	216 (88%)	28 (12%)	6	30
8	CH	134/152 (88%)	119 (89%)	15 (11%)	7	32
8	n	134/152 (88%)	120 (90%)	14 (10%)	8	36
9	CI	186/186 (100%)	171 (92%)	15 (8%)	14	48
9	o	186/186 (100%)	164 (88%)	22 (12%)	6	29
10	CJ	187/191 (98%)	170 (91%)	17 (9%)	11	42
10	p	187/191 (98%)	170 (91%)	17 (9%)	11	42
11	CK	171/171 (100%)	139 (81%)	32 (19%)	2	9
11	q	171/171 (100%)	150 (88%)	21 (12%)	5	27

Continued on next page...

Continued from previous page...

Mol	Chain	Analysed	Rotameric	Outliers	Percentiles	
12	CL	177/186 (95%)	154 (87%)	23 (13%)	5	25
12	r	177/186 (95%)	152 (86%)	25 (14%)	4	22
13	CM	147/147 (100%)	124 (84%)	23 (16%)	3	18
13	s	147/147 (100%)	131 (89%)	16 (11%)	7	33
14	CN	154/154 (100%)	134 (87%)	20 (13%)	5	25
14	t	154/154 (100%)	140 (91%)	14 (9%)	11	42
15	CO	107/107 (100%)	88 (82%)	19 (18%)	2	12
15	u	107/107 (100%)	96 (90%)	11 (10%)	8	36
16	CP	175/175 (100%)	155 (89%)	20 (11%)	7	31
16	v	175/175 (100%)	154 (88%)	21 (12%)	6	28
17	CQ	160/160 (100%)	138 (86%)	22 (14%)	4	23
17	w	160/160 (100%)	137 (86%)	23 (14%)	4	21
18	CR	140/145 (97%)	115 (82%)	25 (18%)	2	11
18	x	140/145 (97%)	117 (84%)	23 (16%)	2	15
19	CS	150/150 (100%)	141 (94%)	9 (6%)	22	60
19	y	150/150 (100%)	134 (89%)	16 (11%)	8	34
20	CT	153/153 (100%)	131 (86%)	22 (14%)	4	21
20	z	153/153 (100%)	140 (92%)	13 (8%)	12	45
21	0	156/156 (100%)	137 (88%)	19 (12%)	6	27
21	CU	156/156 (100%)	133 (85%)	23 (15%)	3	20
22	2	136/136 (100%)	113 (83%)	23 (17%)	2	14
22	CV	136/136 (100%)	116 (85%)	20 (15%)	3	20
23	5	87/87 (100%)	77 (88%)	10 (12%)	6	30
23	CW	87/87 (100%)	75 (86%)	12 (14%)	4	23
24	CX	104/104 (100%)	94 (90%)	10 (10%)	10	39
24	12	104/104 (100%)	91 (88%)	13 (12%)	5	26
26	7	57/86 (66%)	52 (91%)	5 (9%)	12	43
26	CY	57/86 (66%)	53 (93%)	4 (7%)	18	55
27	8	104/105 (99%)	87 (84%)	17 (16%)	3	15
27	CZ	104/105 (99%)	92 (88%)	12 (12%)	6	30
28	9	109/109 (100%)	99 (91%)	10 (9%)	11	41

Continued on next page...

Continued from previous page...

Mol	Chain	Analysed	Rotameric	Outliers	Percentiles	
28	DA	109/109 (100%)	98 (90%)	11 (10%)	9	37
29	AA	115/115 (100%)	104 (90%)	11 (10%)	10	39
29	DB	115/115 (100%)	105 (91%)	10 (9%)	12	44
30	AB	118/118 (100%)	106 (90%)	12 (10%)	8	36
30	DC	118/118 (100%)	107 (91%)	11 (9%)	10	41
31	AC	46/46 (100%)	41 (89%)	5 (11%)	7	33
31	DD	46/46 (100%)	39 (85%)	7 (15%)	3	19
32	AD	81/81 (100%)	70 (86%)	11 (14%)	4	23
32	DE	81/81 (100%)	75 (93%)	6 (7%)	16	52
33	AE	92/96 (96%)	81 (88%)	11 (12%)	6	28
33	DF	92/96 (96%)	74 (80%)	18 (20%)	1	8
34	AF	109/109 (100%)	95 (87%)	14 (13%)	5	25
34	DG	109/109 (100%)	93 (85%)	16 (15%)	3	20
35	AG	90/90 (100%)	83 (92%)	7 (8%)	15	49
35	DH	90/90 (100%)	83 (92%)	7 (8%)	15	49
36	AH	95/95 (100%)	85 (90%)	10 (10%)	8	35
36	DI	95/95 (100%)	82 (86%)	13 (14%)	4	23
37	AI	104/104 (100%)	90 (86%)	14 (14%)	4	24
37	DJ	104/104 (100%)	87 (84%)	17 (16%)	3	15
38	AJ	81/81 (100%)	69 (85%)	12 (15%)	3	20
38	DK	81/81 (100%)	67 (83%)	14 (17%)	2	13
39	AK	70/70 (100%)	63 (90%)	7 (10%)	9	37
39	DL	70/70 (100%)	61 (87%)	9 (13%)	5	25
40	AL	68/68 (100%)	58 (85%)	10 (15%)	3	20
40	DM	68/68 (100%)	60 (88%)	8 (12%)	6	29
41	AM	45/45 (100%)	40 (89%)	5 (11%)	7	32
41	DN	45/45 (100%)	42 (93%)	3 (7%)	19	57
42	AN	47/47 (100%)	42 (89%)	5 (11%)	8	35
42	DO	47/47 (100%)	43 (92%)	4 (8%)	12	45
43	AO	23/23 (100%)	16 (70%)	7 (30%)	0	3
43	DP	23/23 (100%)	19 (83%)	4 (17%)	2	13

Continued on next page...

Continued from previous page...

Mol	Chain	Analysed	Rotameric	Outliers	Percentiles	
44	AP	90/90 (100%)	75 (83%)	15 (17%)	2	14
44	DQ	90/90 (100%)	78 (87%)	12 (13%)	4	24
45	AQ	71/71 (100%)	62 (87%)	9 (13%)	5	25
45	DR	71/71 (100%)	60 (84%)	11 (16%)	3	18
46	i	97/137 (71%)	85 (88%)	12 (12%)	5	27
47	p0	105/186 (56%)	89 (85%)	16 (15%)	3	19
48	sM	54/54 (100%)	47 (87%)	7 (13%)	5	25
49	B	164/173 (95%)	148 (90%)	16 (10%)	9	38
49	s0	165/173 (95%)	144 (87%)	21 (13%)	5	25
50	C	191/192 (100%)	167 (87%)	24 (13%)	5	26
50	s1	192/192 (100%)	166 (86%)	26 (14%)	4	24
51	D	176/176 (100%)	151 (86%)	25 (14%)	4	22
51	s2	176/176 (100%)	146 (83%)	30 (17%)	2	14
52	E	182/182 (100%)	160 (88%)	22 (12%)	6	27
52	s3	182/182 (100%)	167 (92%)	15 (8%)	13	47
53	F	221/221 (100%)	195 (88%)	26 (12%)	6	29
53	s4	221/221 (100%)	196 (89%)	25 (11%)	7	31
54	G	173/173 (100%)	158 (91%)	15 (9%)	12	44
54	s5	173/173 (100%)	158 (91%)	15 (9%)	12	44
55	H	188/193 (97%)	171 (91%)	17 (9%)	11	42
55	s6	187/193 (97%)	163 (87%)	24 (13%)	5	25
56	I	165/166 (99%)	146 (88%)	19 (12%)	6	30
56	s7	165/166 (99%)	155 (94%)	10 (6%)	22	60
57	J	150/160 (94%)	132 (88%)	18 (12%)	6	28
57	s8	150/160 (94%)	135 (90%)	15 (10%)	9	37
58	K	158/158 (100%)	132 (84%)	26 (16%)	2	15
58	s9	158/158 (100%)	138 (87%)	20 (13%)	5	25
59	L	77/98 (79%)	71 (92%)	6 (8%)	15	49
59	c0	73/98 (74%)	69 (94%)	4 (6%)	25	62
60	M	129/136 (95%)	120 (93%)	9 (7%)	18	55
60	c1	129/136 (95%)	111 (86%)	18 (14%)	4	22

Continued on next page...

Continued from previous page...

Mol	Chain	Analysed	Rotameric	Outliers	Percentiles	
61	N	88/100 (88%)	72 (82%)	16 (18%)	2	11
61	c2	88/100 (88%)	72 (82%)	16 (18%)	2	11
62	O	127/127 (100%)	114 (90%)	13 (10%)	8	36
62	c3	127/127 (100%)	113 (89%)	14 (11%)	7	33
63	P	81/97 (84%)	67 (83%)	14 (17%)	2	13
63	c4	97/97 (100%)	86 (89%)	11 (11%)	7	31
64	Q	101/117 (86%)	93 (92%)	8 (8%)	14	49
64	c5	103/117 (88%)	92 (89%)	11 (11%)	8	34
65	R	117/118 (99%)	102 (87%)	15 (13%)	5	25
65	c6	118/118 (100%)	100 (85%)	18 (15%)	3	19
66	S	94/113 (83%)	84 (89%)	10 (11%)	8	35
67	T	128/128 (100%)	113 (88%)	15 (12%)	6	29
67	c8	128/128 (100%)	117 (91%)	11 (9%)	12	45
68	U	115/115 (100%)	96 (84%)	19 (16%)	2	15
68	c9	115/115 (100%)	106 (92%)	9 (8%)	15	49
69	V	100/103 (97%)	89 (89%)	11 (11%)	7	33
69	d0	103/103 (100%)	94 (91%)	9 (9%)	12	44
70	W	74/74 (100%)	64 (86%)	10 (14%)	4	24
70	d1	74/74 (100%)	66 (89%)	8 (11%)	7	34
71	X	110/110 (100%)	96 (87%)	14 (13%)	5	25
71	d2	110/110 (100%)	100 (91%)	10 (9%)	11	42
72	Y	119/119 (100%)	102 (86%)	17 (14%)	4	22
72	d3	119/119 (100%)	107 (90%)	12 (10%)	9	37
73	Z	112/112 (100%)	106 (95%)	6 (5%)	26	63
73	d4	112/112 (100%)	102 (91%)	10 (9%)	11	43
74	a	61/61 (100%)	50 (82%)	11 (18%)	2	11
74	d5	61/61 (100%)	57 (93%)	4 (7%)	19	57
75	b	83/83 (100%)	69 (83%)	14 (17%)	2	14
75	d6	83/83 (100%)	73 (88%)	10 (12%)	6	28
76	c	70/70 (100%)	66 (94%)	4 (6%)	24	61
76	d7	70/70 (100%)	63 (90%)	7 (10%)	9	37

Continued on next page...

Continued from previous page...

Mol	Chain	Analysed	Rotameric	Outliers	Percentiles	
77	d	56/56 (100%)	50 (89%)	6 (11%)	8	34
77	d8	56/56 (100%)	49 (88%)	7 (12%)	5	26
78	d9	47/47 (100%)	40 (85%)	7 (15%)	3	20
78	e	47/47 (100%)	42 (89%)	5 (11%)	8	35
79	e0	53/53 (100%)	40 (76%)	13 (24%)	1	4
79	f	51/53 (96%)	45 (88%)	6 (12%)	6	29
80	g	62/62 (100%)	55 (89%)	7 (11%)	7	31
81	h	259/261 (99%)	234 (90%)	25 (10%)	9	38
81	sR	260/261 (100%)	242 (93%)	18 (7%)	18	55
82	c7	92/110 (84%)	80 (87%)	12 (13%)	5	25
83	e1	43/43 (100%)	34 (79%)	9 (21%)	1	7
All	All	18681/19177 (97%)	16432 (88%)	2249 (12%)	6	28

All (2249) residues with a non-rotameric sidechain are listed below:

Mol	Chain	Res	Type
4	j	32	LEU
4	j	44	ILE
4	j	45	VAL
4	j	72	ARG
4	j	74	GLU
4	j	88	ILE
4	j	96	LEU
4	j	101	VAL
4	j	116	VAL
4	j	134	VAL
4	j	157	VAL
4	j	165	VAL
4	j	179	LEU
4	j	190	ARG
4	j	204	MET
4	j	207	VAL
4	j	225	ILE
4	j	227	ARG
4	j	230	VAL
5	k	3	HIS
5	k	7	GLU
5	k	19	ARG

Continued on next page...

Continued from previous page...

Mol	Chain	Res	Type
5	k	25	ILE
5	k	37	ARG
5	k	38	SER
5	k	55	THR
5	k	67	PHE
5	k	72	VAL
5	k	79	VAL
5	k	84	VAL
5	k	85	VAL
5	k	87	VAL
5	k	93	VAL
5	k	95	THR
5	k	100	ARG
5	k	103	THR
5	k	104	THR
5	k	112	ASP
5	k	114	VAL
5	k	123	TYR
5	k	139	GLN
5	k	140	ASP
5	k	156	SER
5	k	157	VAL
5	k	166	ILE
5	k	169	THR
5	k	183	LEU
5	k	188	ILE
5	k	192	VAL
5	k	196	ARG
5	k	201	LYS
5	k	208	VAL
5	k	211	GLN
5	k	212	ASN
5	k	226	PHE
5	k	229	VAL
5	k	236	LYS
5	k	238	LEU
5	k	241	LYS
5	k	274	SER
5	k	284	ARG
5	k	291	GLU
5	k	296	THR
5	k	305	ILE

Continued on next page...

Continued from previous page...

Mol	Chain	Res	Type
5	k	306	THR
5	k	320	ASP
5	k	328	ILE
5	k	332	ARG
5	k	338	LEU
5	k	385	LYS
6	l	40	THR
6	l	47	ARG
6	l	60	THR
6	l	74	ILE
6	l	92	ASN
6	l	93	MET
6	l	105	THR
6	l	120	TYR
6	l	133	SER
6	l	136	LEU
6	l	138	ARG
6	l	141	ARG
6	l	150	LEU
6	l	153	SER
6	l	156	LEU
6	l	176	SER
6	l	179	LEU
6	l	193	LYS
6	l	220	ARG
6	l	222	VAL
6	l	230	VAL
6	l	246	ARG
6	l	258	LEU
6	l	270	SER
6	l	278	SER
6	l	310	THR
6	l	313	LEU
6	l	327	LEU
6	l	332	LYS
6	l	333	VAL
6	l	338	LYS
6	l	347	THR
6	l	349	THR
6	l	356	THR
7	m	5	LYS
7	m	23	ARG

Continued on next page...

Continued from previous page...

Mol	Chain	Res	Type
7	m	32	GLN
7	m	41	LYS
7	m	58	LYS
7	m	80	SER
7	m	101	THR
7	m	105	ILE
7	m	110	LEU
7	m	112	LYS
7	m	115	LEU
7	m	131	LEU
7	m	132	THR
7	m	137	ASP
7	m	140	ARG
7	m	146	LEU
7	m	148	ILE
7	m	151	GLN
7	m	155	THR
7	m	163	LEU
7	m	185	PHE
7	m	213	ASP
7	m	222	LEU
7	m	234	ASP
7	m	257	GLU
7	m	258	LYS
7	m	259	LYS
7	m	273	ARG
8	n	5	LYS
8	n	13	GLU
8	n	15	VAL
8	n	52	VAL
8	n	64	LEU
8	n	65	ILE
8	n	84	VAL
8	n	88	SER
8	n	89	THR
8	n	93	VAL
8	n	98	VAL
8	n	129	GLU
8	n	134	ARG
8	n	155	LEU
9	o	24	GLU
9	o	26	VAL

Continued on next page...

Continued from previous page...

Mol	Chain	Res	Type
9	o	80	GLN
9	o	82	LYS
9	o	88	ARG
9	o	92	ILE
9	o	93	ASN
9	o	98	LYS
9	o	100	ARG
9	o	109	THR
9	o	121	LYS
9	o	123	THR
9	o	124	LEU
9	o	129	LEU
9	o	168	ILE
9	o	175	LYS
9	o	179	LEU
9	o	180	SER
9	o	182	ASP
9	o	183	ASP
9	o	184	LEU
9	o	239	LEU
10	p	27	THR
10	p	50	VAL
10	p	71	VAL
10	p	74	THR
10	p	79	GLN
10	p	81	THR
10	p	84	ARG
10	p	95	ASN
10	p	101	THR
10	p	136	LEU
10	p	150	LEU
10	p	156	ASP
10	p	169	LEU
10	p	173	MET
10	p	190	VAL
10	p	194	THR
10	p	204	ARG
11	q	6	THR
11	q	18	VAL
11	q	19	SER
11	q	33	THR
11	q	41	ILE

Continued on next page...

Continued from previous page...

Mol	Chain	Res	Type
11	q	52	LEU
11	q	68	LEU
11	q	69	ARG
11	q	70	THR
11	q	92	TYR
11	q	132	VAL
11	q	138	THR
11	q	146	LEU
11	q	147	SER
11	q	151	VAL
11	q	157	ASN
11	q	161	LEU
11	q	162	GLN
11	q	172	ILE
11	q	173	ARG
11	q	189	GLU
12	r	3	ARG
12	r	7	ARG
12	r	21	ARG
12	r	23	ASN
12	r	24	ARG
12	r	30	LYS
12	r	32	ARG
12	r	35	ASP
12	r	48	LEU
12	r	52	LEU
12	r	57	LEU
12	r	62	SER
12	r	63	GLU
12	r	87	LEU
12	r	133	GLN
12	r	138	VAL
12	r	139	ARG
12	r	163	GLN
12	r	165	ILE
12	r	169	LYS
12	r	174	THR
12	r	177	ASP
12	r	190	VAL
12	r	203	LYS
12	r	205	SER
13	s	10	ARG

Continued on next page...

Continued from previous page...

Mol	Chain	Res	Type
13	s	13	LYS
13	s	25	GLU
13	s	40	LEU
13	s	44	THR
13	s	46	VAL
13	s	80	LEU
13	s	94	ARG
13	s	95	ASN
13	s	106	ILE
13	s	107	ASP
13	s	112	LEU
13	s	138	VAL
13	s	140	ARG
13	s	142	LYS
13	s	154	THR
14	t	13	HIS
14	t	17	HIS
14	t	23	LYS
14	t	54	LEU
14	t	55	ARG
14	t	58	VAL
14	t	59	ARG
14	t	69	VAL
14	t	70	ARG
14	t	114	GLN
14	t	117	LYS
14	t	124	ILE
14	t	165	SER
14	t	168	ARG
15	u	5	SER
15	u	10	SER
15	u	15	VAL
15	u	20	VAL
15	u	38	ILE
15	u	53	VAL
15	u	90	VAL
15	u	91	CYS
15	u	102	LYS
15	u	108	ARG
15	u	135	LEU
16	v	15	GLN
16	v	18	VAL

Continued on next page...

Continued from previous page...

Mol	Chain	Res	Type
16	v	22	LEU
16	v	38	ARG
16	v	62	TYR
16	v	68	ARG
16	v	70	ASN
16	v	80	THR
16	v	85	THR
16	v	92	LEU
16	v	101	THR
16	v	117	ASN
16	v	133	ILE
16	v	151	ILE
16	v	153	ASP
16	v	165	THR
16	v	182	ASN
16	v	183	THR
16	v	188	ARG
16	v	195	ASN
16	v	201	ARG
17	w	33	ILE
17	w	41	LEU
17	w	58	LEU
17	w	59	ARG
17	w	78	ARG
17	w	82	LYS
17	w	84	LEU
17	w	85	ARG
17	w	94	ARG
17	w	103	LYS
17	w	106	GLU
17	w	108	ILE
17	w	110	PRO
17	w	115	LYS
17	w	117	ARG
17	w	119	VAL
17	w	124	LEU
17	w	126	VAL
17	w	128	ARG
17	w	129	LEU
17	w	137	THR
17	w	143	THR
17	w	184	THR

Continued on next page...

Continued from previous page...

Mol	Chain	Res	Type
18	x	7	THR
18	x	8	SER
18	x	23	ARG
18	x	29	THR
18	x	36	ILE
18	x	42	THR
18	x	52	LEU
18	x	53	ASP
18	x	56	ARG
18	x	69	ARG
18	x	112	LEU
18	x	118	GLN
18	x	119	VAL
18	x	120	ASN
18	x	127	ARG
18	x	129	THR
18	x	142	SER
18	x	144	SER
18	x	157	VAL
18	x	168	LEU
18	x	171	ARG
18	x	180	LYS
18	x	181	ARG
19	y	6	THR
19	y	15	HIS
19	y	22	ASP
19	y	32	LEU
19	y	41	ASP
19	y	49	LEU
19	y	57	ILE
19	y	69	ARG
19	y	74	GLU
19	y	129	VAL
19	y	135	GLN
19	y	138	LEU
19	y	147	ARG
19	y	150	VAL
19	y	178	ARG
19	y	181	SER
20	z	10	LEU
20	z	29	THR
20	z	41	ILE

Continued on next page...

Continued from previous page...

Mol	Chain	Res	Type
20	z	44	LEU
20	z	81	ARG
20	z	103	ARG
20	z	104	ARG
20	z	116	ASP
20	z	130	ASN
20	z	134	HIS
20	z	144	GLN
20	z	175	GLN
20	z	182	ASP
21	0	16	THR
21	0	45	LEU
21	0	49	HIS
21	0	50	LYS
21	0	51	VAL
21	0	61	ILE
21	0	71	LYS
21	0	80	ARG
21	0	97	VAL
21	0	106	LEU
21	0	115	ARG
21	0	122	HIS
21	0	132	THR
21	0	137	ARG
21	0	138	GLN
21	0	155	ARG
21	0	157	GLN
21	0	167	ARG
21	0	172	TYR
22	2	12	ARG
22	2	18	ASP
22	2	25	VAL
22	2	27	LEU
22	2	52	MET
22	2	63	VAL
22	2	68	THR
22	2	75	ILE
22	2	78	LYS
22	2	79	MET
22	2	80	VAL
22	2	83	ARG
22	2	96	ILE

Continued on next page...

Continued from previous page...

Mol	Chain	Res	Type
22	2	102	ARG
22	2	104	GLU
22	2	126	VAL
22	2	127	GLN
22	2	128	LEU
22	2	131	GLN
22	2	139	ARG
22	2	141	VAL
22	2	149	GLN
22	2	158	THR
23	5	10	LYS
23	5	14	THR
23	5	35	LYS
23	5	39	ASP
23	5	52	ASN
23	5	66	VAL
23	5	75	TYR
23	5	85	LYS
23	5	93	ILE
23	5	100	THR
24	12	14	SER
24	12	32	ARG
24	12	44	SER
24	12	48	ARG
24	12	54	LEU
24	12	69	LEU
24	12	72	LYS
24	12	73	VAL
24	12	74	MET
24	12	88	ARG
24	12	102	ILE
24	12	104	ASN
24	12	120	LYS
26	7	4	GLU
26	7	5	ILE
26	7	19	THR
26	7	26	SER
26	7	43	ARG
27	8	27	ARG
27	8	38	LEU
27	8	45	LYS
27	8	49	LYS

Continued on next page...

Continued from previous page...

Mol	Chain	Res	Type
27	8	63	ILE
27	8	75	LYS
27	8	109	LYS
27	8	113	LEU
27	8	115	ARG
27	8	117	ASN
27	8	125	ARG
27	8	126	LEU
27	8	133	LEU
27	8	135	ILE
27	8	137	ASN
27	8	139	ILE
27	8	142	ILE
28	9	3	LYS
28	9	5	SER
28	9	17	LYS
28	9	37	LYS
28	9	56	VAL
28	9	74	TYR
28	9	88	GLU
28	9	113	LYS
28	9	115	ARG
28	9	126	LEU
29	AA	14	VAL
29	AA	24	VAL
29	AA	37	PRO
29	AA	46	ILE
29	AA	64	LYS
29	AA	81	LEU
29	AA	83	THR
29	AA	90	GLU
29	AA	102	GLU
29	AA	107	ARG
29	AA	134	LEU
30	AB	4	ARG
30	AB	10	LYS
30	AB	22	ILE
30	AB	42	ARG
30	AB	43	ILE
30	AB	56	VAL
30	AB	60	TYR
30	AB	78	LEU

Continued on next page...

Continued from previous page...

Mol	Chain	Res	Type
30	AB	88	ASP
30	AB	93	SER
30	AB	98	THR
30	AB	115	LYS
31	AC	18	ARG
31	AC	25	LYS
31	AC	28	LYS
31	AC	31	SER
31	AC	59	LYS
32	AD	16	LEU
32	AD	32	LYS
32	AD	40	LYS
32	AD	43	ILE
32	AD	48	THR
32	AD	54	SER
32	AD	61	MET
32	AD	76	GLU
32	AD	99	ASP
32	AD	101	LEU
32	AD	103	THR
33	AE	6	ASP
33	AE	16	LEU
33	AE	24	SER
33	AE	26	LYS
33	AE	64	VAL
33	AE	68	GLU
33	AE	79	ARG
33	AE	84	ASP
33	AE	86	LYS
33	AE	106	THR
33	AE	110	GLU
34	AF	19	ARG
34	AF	33	ARG
34	AF	35	GLN
34	AF	51	SER
34	AF	54	LYS
34	AF	61	LYS
34	AF	62	LYS
34	AF	67	SER
34	AF	73	THR
34	AF	75	LEU
34	AF	78	ASN

Continued on next page...

Continued from previous page...

Mol	Chain	Res	Type
34	AF	88	HIS
34	AF	109	LEU
34	AF	128	LEU
35	AG	28	SER
35	AG	37	THR
35	AG	48	ARG
35	AG	59	VAL
35	AG	80	VAL
35	AG	81	VAL
35	AG	98	VAL
36	AH	5	VAL
36	AH	15	THR
36	AH	20	ILE
36	AH	24	LYS
36	AH	29	ILE
36	AH	51	LEU
36	AH	58	ARG
36	AH	65	VAL
36	AH	71	THR
36	AH	74	ARG
37	AI	20	GLN
37	AI	21	LEU
37	AI	27	GLU
37	AI	28	LEU
37	AI	31	LEU
37	AI	47	VAL
37	AI	71	LYS
37	AI	85	THR
37	AI	89	ARG
37	AI	90	ARG
37	AI	93	THR
37	AI	96	GLU
37	AI	102	GLU
37	AI	119	LYS
38	AJ	13	LYS
38	AJ	17	VAL
38	AJ	25	LYS
38	AJ	26	ILE
38	AJ	43	LEU
38	AJ	45	ARG
38	AJ	57	LEU
38	AJ	68	ARG

Continued on next page...

Continued from previous page...

Mol	Chain	Res	Type
38	AJ	84	LYS
38	AJ	88	GLU
38	AJ	90	MET
38	AJ	98	ARG
39	AK	24	ARG
39	AK	25	ARG
39	AK	36	SER
39	AK	44	THR
39	AK	55	ARG
39	AK	59	THR
39	AK	67	LEU
40	AL	24	THR
40	AL	31	LEU
40	AL	50	SER
40	AL	53	THR
40	AL	64	LYS
40	AL	65	LEU
40	AL	67	GLN
40	AL	69	LEU
40	AL	72	THR
40	AL	77	ARG
41	AM	4	GLN
41	AM	5	LYS
41	AM	21	ARG
41	AM	34	THR
41	AM	45	ARG
42	AN	78	ILE
42	AN	112	LYS
42	AN	113	ARG
42	AN	114	LYS
42	AN	127	LEU
43	AO	2	ARG
43	AO	4	LYS
43	AO	9	ARG
43	AO	10	THR
43	AO	11	ARG
43	AO	19	LYS
43	AO	21	ARG
44	AP	3	ASN
44	AP	8	ARG
44	AP	21	THR
44	AP	35	LEU

Continued on next page...

Continued from previous page...

Mol	Chain	Res	Type
44	AP	38	GLN
44	AP	45	ARG
44	AP	48	SER
44	AP	60	LYS
44	AP	64	THR
44	AP	78	LYS
44	AP	83	LEU
44	AP	84	THR
44	AP	85	LEU
44	AP	93	LEU
44	AP	102	GLN
45	AQ	7	LYS
45	AQ	11	THR
45	AQ	16	VAL
45	AQ	25	GLN
45	AQ	56	THR
45	AQ	59	CYS
45	AQ	78	THR
45	AQ	84	ARG
45	AQ	91	GLU
46	i	34	LYS
46	i	46	LYS
46	i	61	ILE
46	i	64	LYS
46	i	68	ARG
46	i	84	LYS
46	i	91	THR
46	i	102	THR
46	i	116	GLU
46	i	117	LEU
46	i	126	ASP
46	i	130	GLU
4	CD	44	ILE
4	CD	45	VAL
4	CD	48	ILE
4	CD	62	VAL
4	CD	70	ARG
4	CD	74	GLU
4	CD	82	VAL
4	CD	96	LEU
4	CD	101	VAL
4	CD	109	GLU

Continued on next page...

Continued from previous page...

Mol	Chain	Res	Type
4	CD	113	VAL
4	CD	137	ILE
4	CD	149	ARG
4	CD	157	VAL
4	CD	165	VAL
4	CD	180	LEU
4	CD	190	ARG
4	CD	191	LEU
4	CD	199	THR
4	CD	204	MET
4	CD	205	ASN
4	CD	207	VAL
4	CD	217	GLN
4	CD	218	HIS
4	CD	227	ARG
4	CD	243	THR
4	CD	250	GLN
4	CD	252	THR
5	CE	4	ARG
5	CE	7	GLU
5	CE	25	ILE
5	CE	37	ARG
5	CE	44	THR
5	CE	47	LEU
5	CE	73	VAL
5	CE	77	THR
5	CE	81	THR
5	CE	85	VAL
5	CE	95	THR
5	CE	103	THR
5	CE	104	THR
5	CE	110	LEU
5	CE	112	ASP
5	CE	114	VAL
5	CE	121	ASN
5	CE	139	GLN
5	CE	160	VAL
5	CE	169	THR
5	CE	173	GLN
5	CE	183	LEU
5	CE	184	ASN
5	CE	188	ILE

Continued on next page...

Continued from previous page...

Mol	Chain	Res	Type
5	CE	192	VAL
5	CE	200	GLU
5	CE	205	VAL
5	CE	211	GLN
5	CE	230	THR
5	CE	232	ARG
5	CE	235	THR
5	CE	238	LEU
5	CE	244	ARG
5	CE	249	VAL
5	CE	274	SER
5	CE	284	ARG
5	CE	301	THR
5	CE	303	LYS
5	CE	305	ILE
5	CE	312	VAL
5	CE	319	ASN
5	CE	324	VAL
5	CE	325	LYS
5	CE	332	ARG
5	CE	348	ARG
5	CE	349	LYS
6	CF	22	LEU
6	CF	25	VAL
6	CF	27	SER
6	CF	47	ARG
6	CF	53	SER
6	CF	55	LYS
6	CF	74	ILE
6	CF	76	ARG
6	CF	93	MET
6	CF	103	THR
6	CF	120	TYR
6	CF	133	SER
6	CF	136	LEU
6	CF	138	ARG
6	CF	148	ILE
6	CF	150	LEU
6	CF	154	THR
6	CF	179	LEU
6	CF	187	LEU
6	CF	193	LYS

Continued on next page...

Continued from previous page...

Mol	Chain	Res	Type
6	CF	200	THR
6	CF	203	ARG
6	CF	206	LEU
6	CF	222	VAL
6	CF	230	VAL
6	CF	246	ARG
6	CF	278	SER
6	CF	292	SER
6	CF	316	ASN
6	CF	324	LEU
6	CF	327	LEU
6	CF	333	VAL
6	CF	346	LYS
7	CG	5	LYS
7	CG	13	SER
7	CG	22	ARG
7	CG	23	ARG
7	CG	35	ARG
7	CG	41	LYS
7	CG	69	ILE
7	CG	75	LEU
7	CG	92	LEU
7	CG	93	THR
7	CG	105	ILE
7	CG	112	LYS
7	CG	113	LEU
7	CG	118	THR
7	CG	126	GLU
7	CG	131	LEU
7	CG	137	ASP
7	CG	140	ARG
7	CG	146	LEU
7	CG	148	ILE
7	CG	151	GLN
7	CG	154	THR
7	CG	155	THR
7	CG	177	GLU
7	CG	179	ARG
7	CG	185	PHE
7	CG	188	GLU
7	CG	190	ILE
7	CG	194	LEU

Continued on next page...

Continued from previous page...

Mol	Chain	Res	Type
7	CG	197	SER
7	CG	220	SER
7	CG	232	ASP
7	CG	258	LYS
7	CG	263	GLU
7	CG	293	LEU
8	CH	12	SER
8	CH	15	VAL
8	CH	21	THR
8	CH	28	GLN
8	CH	31	ARG
8	CH	46	ARG
8	CH	52	VAL
8	CH	64	LEU
8	CH	65	ILE
8	CH	78	ARG
8	CH	89	THR
8	CH	129	GLU
8	CH	134	ARG
8	CH	152	THR
8	CH	155	LEU
9	CI	24	GLU
9	CI	26	VAL
9	CI	60	ARG
9	CI	77	VAL
9	CI	83	LEU
9	CI	89	ILE
9	CI	92	ILE
9	CI	129	LEU
9	CI	147	LEU
9	CI	158	LYS
9	CI	173	LEU
9	CI	179	LEU
9	CI	184	LEU
9	CI	196	LYS
9	CI	239	LEU
10	CJ	27	THR
10	CJ	50	VAL
10	CJ	65	LEU
10	CJ	71	VAL
10	CJ	74	THR
10	CJ	79	GLN

Continued on next page...

Continued from previous page...

Mol	Chain	Res	Type
10	CJ	81	THR
10	CJ	136	LEU
10	CJ	156	ASP
10	CJ	169	LEU
10	CJ	172	LYS
10	CJ	180	VAL
10	CJ	185	ARG
10	CJ	194	THR
10	CJ	197	VAL
10	CJ	219	ASP
10	CJ	248	LYS
11	CK	1	MET
11	CK	5	GLN
11	CK	17	THR
11	CK	18	VAL
11	CK	19	SER
11	CK	22	SER
11	CK	33	THR
11	CK	39	LYS
11	CK	41	ILE
11	CK	48	VAL
11	CK	52	LEU
11	CK	68	LEU
11	CK	69	ARG
11	CK	70	THR
11	CK	80	THR
11	CK	82	VAL
11	CK	92	TYR
11	CK	107	ASP
11	CK	113	GLU
11	CK	122	LYS
11	CK	129	ARG
11	CK	137	SER
11	CK	151	VAL
11	CK	157	ASN
11	CK	161	LEU
11	CK	164	ILE
11	CK	166	ARG
11	CK	170	LYS
11	CK	172	ILE
11	CK	173	ARG
11	CK	177	ASP

Continued on next page...

Continued from previous page...

Mol	Chain	Res	Type
11	CK	182	SER
12	CL	3	ARG
12	CL	21	ARG
12	CL	22	TYR
12	CL	32	ARG
12	CL	40	LYS
12	CL	42	THR
12	CL	48	LEU
12	CL	52	LEU
12	CL	57	LEU
12	CL	63	GLU
12	CL	74	LYS
12	CL	87	LEU
12	CL	90	ARG
12	CL	91	VAL
12	CL	100	ASN
12	CL	139	ARG
12	CL	156	ARG
12	CL	163	GLN
12	CL	165	ILE
12	CL	168	SER
12	CL	177	ASP
12	CL	196	PHE
12	CL	197	VAL
13	CM	10	ARG
13	CM	12	LEU
13	CM	13	LYS
13	CM	20	ASN
13	CM	22	SER
13	CM	28	ASP
13	CM	30	LEU
13	CM	46	VAL
13	CM	51	ARG
13	CM	56	THR
13	CM	80	LEU
13	CM	95	ASN
13	CM	106	ILE
13	CM	107	ASP
13	CM	112	LEU
13	CM	115	LYS
13	CM	130	VAL
13	CM	137	ARG

Continued on next page...

Continued from previous page...

Mol	Chain	Res	Type
13	CM	140	ARG
13	CM	142	LYS
13	CM	161	SER
13	CM	165	GLN
13	CM	166	LYS
14	CN	11	LYS
14	CN	13	HIS
14	CN	23	LYS
14	CN	24	VAL
14	CN	52	ASP
14	CN	54	LEU
14	CN	55	ARG
14	CN	58	VAL
14	CN	59	ARG
14	CN	67	ARG
14	CN	124	ILE
14	CN	131	LYS
14	CN	134	GLU
14	CN	137	GLN
14	CN	140	SER
14	CN	153	ASP
14	CN	154	VAL
14	CN	164	GLU
14	CN	168	ARG
14	CN	171	ARG
15	CO	4	ASP
15	CO	10	SER
15	CO	12	TRP
15	CO	15	VAL
15	CO	16	GLU
15	CO	20	VAL
15	CO	24	LYS
15	CO	38	ILE
15	CO	41	GLN
15	CO	45	LEU
15	CO	53	VAL
15	CO	60	LEU
15	CO	63	VAL
15	CO	66	THR
15	CO	90	VAL
15	CO	91	CYS
15	CO	108	ARG

Continued on next page...

Continued from previous page...

Mol	Chain	Res	Type
15	CO	128	ARG
15	CO	135	LEU
16	CP	10	LEU
16	CP	17	ASP
16	CP	22	LEU
16	CP	24	ARG
16	CP	43	THR
16	CP	68	ARG
16	CP	80	THR
16	CP	83	LYS
16	CP	105	ARG
16	CP	106	VAL
16	CP	109	ARG
16	CP	133	ILE
16	CP	138	GLN
16	CP	151	ILE
16	CP	153	ASP
16	CP	155	VAL
16	CP	167	THR
16	CP	171	SER
16	CP	183	THR
16	CP	188	ARG
17	CQ	3	VAL
17	CQ	34	VAL
17	CQ	67	THR
17	CQ	78	ARG
17	CQ	84	LEU
17	CQ	85	ARG
17	CQ	92	THR
17	CQ	102	LEU
17	CQ	110	PRO
17	CQ	115	LYS
17	CQ	117	ARG
17	CQ	118	VAL
17	CQ	124	LEU
17	CQ	126	VAL
17	CQ	128	ARG
17	CQ	134	LYS
17	CQ	142	SER
17	CQ	143	THR
17	CQ	180	SER
17	CQ	184	THR

Continued on next page...

Continued from previous page...

Mol	Chain	Res	Type
17	CQ	190	VAL
17	CQ	192	LYS
18	CR	8	SER
18	CR	9	THR
18	CR	18	ARG
18	CR	22	LEU
18	CR	23	ARG
18	CR	24	VAL
18	CR	32	THR
18	CR	37	ASN
18	CR	42	THR
18	CR	51	VAL
18	CR	52	LEU
18	CR	55	GLN
18	CR	63	PHE
18	CR	69	ARG
18	CR	89	LYS
18	CR	96	GLN
18	CR	111	LYS
18	CR	114	VAL
18	CR	120	ASN
18	CR	126	ARG
18	CR	142	SER
18	CR	144	SER
18	CR	150	VAL
18	CR	168	LEU
18	CR	175	ARG
19	CS	26	LEU
19	CS	32	LEU
19	CS	41	ASP
19	CS	69	ARG
19	CS	81	VAL
19	CS	113	LYS
19	CS	135	GLN
19	CS	138	LEU
19	CS	168	THR
20	CT	10	LEU
20	CT	20	ARG
20	CT	44	LEU
20	CT	49	THR
20	CT	57	VAL
20	CT	60	LYS

Continued on next page...

Continued from previous page...

Mol	Chain	Res	Type
20	CT	61	SER
20	CT	74	ARG
20	CT	81	ARG
20	CT	86	GLU
20	CT	98	ARG
20	CT	99	LEU
20	CT	103	ARG
20	CT	104	ARG
20	CT	110	ARG
20	CT	121	HIS
20	CT	148	ASP
20	CT	152	GLU
20	CT	153	LYS
20	CT	158	GLU
20	CT	166	ASN
20	CT	182	ASP
21	CU	16	THR
21	CU	51	VAL
21	CU	61	ILE
21	CU	71	LYS
21	CU	80	ARG
21	CU	87	THR
21	CU	88	HIS
21	CU	89	ASN
21	CU	96	ASP
21	CU	97	VAL
21	CU	100	VAL
21	CU	105	THR
21	CU	113	ARG
21	CU	117	ARG
21	CU	135	VAL
21	CU	136	LYS
21	CU	137	ARG
21	CU	145	THR
21	CU	149	LYS
21	CU	155	ARG
21	CU	156	VAL
21	CU	157	GLN
21	CU	172	TYR
22	CV	3	LYS
22	CV	12	ARG
22	CV	25	VAL

Continued on next page...

Continued from previous page...

Mol	Chain	Res	Type
22	CV	27	LEU
22	CV	75	ILE
22	CV	78	LYS
22	CV	79	MET
22	CV	80	VAL
22	CV	83	ARG
22	CV	88	ARG
22	CV	102	ARG
22	CV	103	GLN
22	CV	104	GLU
22	CV	106	LEU
22	CV	126	VAL
22	CV	127	GLN
22	CV	128	LEU
22	CV	139	ARG
22	CV	143	THR
22	CV	154	VAL
23	CW	10	LYS
23	CW	14	THR
23	CW	37	LEU
23	CW	43	VAL
23	CW	49	ASN
23	CW	52	ASN
23	CW	72	SER
23	CW	75	TYR
23	CW	88	GLN
23	CW	92	TRP
23	CW	94	ARG
23	CW	100	THR
24	CX	22	ILE
24	CX	32	ARG
24	CX	48	ARG
24	CX	57	MET
24	CX	61	THR
24	CX	81	GLN
24	CX	86	ARG
24	CX	88	ARG
24	CX	102	ILE
24	CX	133	SER
26	CY	1	MET
26	CY	17	ARG
26	CY	26	SER

Continued on next page...

Continued from previous page...

Mol	Chain	Res	Type
26	CY	59	HIS
27	CZ	27	ARG
27	CZ	38	LEU
27	CZ	45	LYS
27	CZ	63	ILE
27	CZ	69	SER
27	CZ	71	THR
27	CZ	102	LEU
27	CZ	115	ARG
27	CZ	125	ARG
27	CZ	135	ILE
27	CZ	137	ASN
27	CZ	142	ILE
28	DA	4	GLN
28	DA	13	ARG
28	DA	28	ARG
28	DA	37	LYS
28	DA	45	ILE
28	DA	50	ILE
28	DA	56	VAL
28	DA	67	GLU
28	DA	74	TYR
28	DA	115	ARG
28	DA	125	LYS
29	DB	14	VAL
29	DB	24	VAL
29	DB	46	ILE
29	DB	81	LEU
29	DB	92	PHE
29	DB	97	SER
29	DB	102	GLU
29	DB	103	GLN
29	DB	132	SER
29	DB	134	LEU
30	DC	7	LYS
30	DC	8	THR
30	DC	10	LYS
30	DC	22	ILE
30	DC	42	ARG
30	DC	46	ASP
30	DC	56	VAL
30	DC	60	TYR

Continued on next page...

Continued from previous page...

Mol	Chain	Res	Type
30	DC	85	ASP
30	DC	91	LEU
30	DC	115	LYS
31	DD	5	LYS
31	DD	22	LYS
31	DD	23	LYS
31	DD	25	LYS
31	DD	28	LYS
31	DD	33	LYS
31	DD	59	LYS
32	DE	12	GLN
32	DE	34	LEU
32	DE	41	LEU
32	DE	61	MET
32	DE	83	LYS
32	DE	103	THR
33	DF	8	VAL
33	DF	13	THR
33	DF	16	LEU
33	DF	18	LYS
33	DF	24	SER
33	DF	26	LYS
33	DF	28	ARG
33	DF	31	ARG
33	DF	46	THR
33	DF	47	ASP
33	DF	64	VAL
33	DF	76	SER
33	DF	79	ARG
33	DF	86	LYS
33	DF	96	VAL
33	DF	104	LEU
33	DF	106	THR
33	DF	107	VAL
34	DG	4	LEU
34	DG	8	LYS
34	DG	10	VAL
34	DG	19	ARG
34	DG	24	ARG
34	DG	27	ARG
34	DG	33	ARG
34	DG	45	ARG

Continued on next page...

Continued from previous page...

Mol	Chain	Res	Type
34	DG	67	SER
34	DG	73	THR
34	DG	75	LEU
34	DG	82	LEU
34	DG	86	THR
34	DG	88	HIS
34	DG	111	ARG
34	DG	125	ARG
35	DH	4	SER
35	DH	21	ARG
35	DH	28	SER
35	DH	59	VAL
35	DH	81	VAL
35	DH	92	LYS
35	DH	98	VAL
36	DI	5	VAL
36	DI	6	THR
36	DI	15	THR
36	DI	29	ILE
36	DI	36	LYS
36	DI	58	ARG
36	DI	60	ARG
36	DI	64	THR
36	DI	65	VAL
36	DI	71	THR
36	DI	83	ASN
36	DI	86	LYS
36	DI	102	LYS
37	DJ	11	THR
37	DJ	13	SER
37	DJ	20	GLN
37	DJ	21	LEU
37	DJ	36	LEU
37	DJ	43	LYS
37	DJ	45	LYS
37	DJ	47	VAL
37	DJ	49	LYS
37	DJ	62	GLN
37	DJ	69	LEU
37	DJ	71	LYS
37	DJ	73	LYS
37	DJ	89	ARG

Continued on next page...

Continued from previous page...

Mol	Chain	Res	Type
37	DJ	90	ARG
37	DJ	107	LYS
37	DJ	119	LYS
38	DK	12	ASN
38	DK	13	LYS
38	DK	17	VAL
38	DK	21	THR
38	DK	26	ILE
38	DK	30	LYS
38	DK	35	ASN
38	DK	36	ARG
38	DK	43	LEU
38	DK	45	ARG
38	DK	68	ARG
38	DK	76	ARG
38	DK	98	ARG
38	DK	100	HIS
39	DL	12	HIS
39	DL	17	THR
39	DL	25	ARG
39	DL	33	THR
39	DL	36	SER
39	DL	55	ARG
39	DL	64	MET
39	DL	67	LEU
39	DL	80	THR
40	DM	24	THR
40	DM	32	ASN
40	DM	41	THR
40	DM	45	VAL
40	DM	49	SER
40	DM	53	THR
40	DM	65	LEU
40	DM	77	ARG
41	DN	4	GLN
41	DN	21	ARG
41	DN	51	ILE
42	DO	77	ILE
42	DO	92	ASP
42	DO	112	LYS
42	DO	113	ARG
43	DP	2	ARG

Continued on next page...

Continued from previous page...

Mol	Chain	Res	Type
43	DP	4	LYS
43	DP	9	ARG
43	DP	24	SER
44	DQ	7	THR
44	DQ	26	THR
44	DQ	35	LEU
44	DQ	45	ARG
44	DQ	60	LYS
44	DQ	64	THR
44	DQ	71	ARG
44	DQ	83	LEU
44	DQ	84	THR
44	DQ	99	GLN
44	DQ	100	LYS
44	DQ	104	LEU
45	DR	7	LYS
45	DR	11	THR
45	DR	16	VAL
45	DR	25	GLN
45	DR	34	HIS
45	DR	40	SER
45	DR	46	THR
45	DR	54	ILE
45	DR	56	THR
45	DR	62	LYS
45	DR	70	THR
47	p0	4	ILE
47	p0	5	ARG
47	p0	30	VAL
47	p0	42	ARG
47	p0	48	ARG
47	p0	51	VAL
47	p0	67	LEU
47	p0	69	ASP
47	p0	70	LEU
47	p0	74	GLU
47	p0	76	LEU
47	p0	80	VAL
47	p0	93	LEU
47	p0	97	LYS
47	p0	104	ARG
47	p0	192	ASP

Continued on next page...

Continued from previous page...

Mol	Chain	Res	Type
48	sM	30	THR
48	sM	43	ASP
48	sM	49	LYS
48	sM	61	ILE
48	sM	68	ARG
48	sM	77	THR
48	sM	78	ASP
49	B	7	PHE
49	B	50	VAL
49	B	59	LEU
49	B	84	ARG
49	B	87	LEU
49	B	88	LYS
49	B	96	THR
49	B	119	ARG
49	B	170	ILE
49	B	172	LEU
49	B	177	LEU
49	B	185	ARG
49	B	188	LEU
49	B	196	SER
49	B	198	MET
49	B	200	ASP
50	C	21	VAL
50	C	25	THR
50	C	29	TRP
50	C	30	PHE
50	C	46	THR
50	C	61	LEU
50	C	70	LEU
50	C	74	GLN
50	C	77	GLU
50	C	78	ASP
50	C	81	PHE
50	C	89	ASP
50	C	97	LEU
50	C	105	PHE
50	C	108	ASP
50	C	176	VAL
50	C	180	THR
50	C	181	LEU
50	C	202	LYS

Continued on next page...

Continued from previous page...

Mol	Chain	Res	Type
50	C	215	VAL
50	C	218	LEU
50	C	220	GLN
50	C	222	LYS
50	C	223	PHE
51	D	54	GLU
51	D	58	LEU
51	D	64	LYS
51	D	72	LEU
51	D	76	LEU
51	D	89	GLN
51	D	90	THR
51	D	95	ARG
51	D	97	ARG
51	D	113	LEU
51	D	117	THR
51	D	134	LEU
51	D	137	ILE
51	D	140	ARG
51	D	141	ARG
51	D	148	LEU
51	D	153	SER
51	D	208	GLU
51	D	221	THR
51	D	222	TYR
51	D	225	LEU
51	D	226	THR
51	D	235	LEU
51	D	237	VAL
51	D	242	ILE
52	E	4	LEU
52	E	7	LYS
52	E	21	LEU
52	E	23	GLU
52	E	66	ILE
52	E	67	ASN
52	E	76	ARG
52	E	84	ILE
52	E	93	ASP
52	E	103	GLU
52	E	105	MET
52	E	113	LEU

Continued on next page...

Continued from previous page...

Mol	Chain	Res	Type
52	E	117	ARG
52	E	124	ARG
52	E	151	LYS
52	E	158	ILE
52	E	172	THR
52	E	175	VAL
52	E	176	LEU
52	E	178	ARG
52	E	182	LEU
52	E	202	LEU
53	F	6	LYS
53	F	7	LYS
53	F	9	LEU
53	F	38	LEU
53	F	54	TYR
53	F	65	LEU
53	F	70	VAL
53	F	77	ARG
53	F	105	VAL
53	F	129	VAL
53	F	131	LEU
53	F	133	LYS
53	F	142	HIS
53	F	146	THR
53	F	160	VAL
53	F	176	ASP
53	F	180	LEU
53	F	182	TYR
53	F	187	ARG
53	F	197	HIS
53	F	206	ASP
53	F	215	ASP
53	F	227	VAL
53	F	240	LYS
53	F	242	LYS
53	F	246	LEU
54	G	23	VAL
54	G	25	LEU
54	G	38	THR
54	G	43	PHE
54	G	45	LYS
54	G	65	ARG

Continued on next page...

Continued from previous page...

Mol	Chain	Res	Type
54	G	76	ARG
54	G	79	ASN
54	G	94	THR
54	G	112	ARG
54	G	149	VAL
54	G	156	ARG
54	G	194	LEU
54	G	196	GLU
54	G	216	GLU
55	H	6	SER
55	H	7	TYR
55	H	25	ARG
55	H	71	THR
55	H	98	ARG
55	H	125	THR
55	H	126	ASP
55	H	128	THR
55	H	132	ARG
55	H	154	ARG
55	H	155	ASP
55	H	170	THR
55	H	189	HIS
55	H	193	LEU
55	H	211	LEU
55	H	212	LEU
55	H	223	LYS
56	I	9	LEU
56	I	28	GLU
56	I	30	SER
56	I	38	LEU
56	I	49	ILE
56	I	50	ASP
56	I	64	VAL
56	I	67	LEU
56	I	85	PHE
56	I	87	ASP
56	I	97	ARG
56	I	114	ARG
56	I	116	ARG
56	I	119	THR
56	I	126	LEU
56	I	133	THR

Continued on next page...

Continued from previous page...

Mol	Chain	Res	Type
56	I	147	ASN
56	I	181	ILE
56	I	185	ILE
57	J	7	SER
57	J	8	ARG
57	J	29	LEU
57	J	36	THR
57	J	45	SER
57	J	46	VAL
57	J	48	THR
57	J	58	LEU
57	J	60	ILE
57	J	121	LEU
57	J	137	LYS
57	J	138	ASN
57	J	149	SER
57	J	151	LYS
57	J	152	ILE
57	J	164	ARG
57	J	168	CYS
57	J	196	LEU
58	K	3	ARG
58	K	6	ARG
58	K	7	THR
58	K	21	SER
58	K	28	LEU
58	K	49	LEU
58	K	60	LEU
58	K	66	ASP
58	K	78	ARG
58	K	89	ASP
58	K	92	LYS
58	K	93	LEU
58	K	94	ASP
58	K	96	VAL
58	K	97	LEU
58	K	99	LEU
58	K	101	VAL
58	K	126	ARG
58	K	138	LYS
58	K	149	ARG
58	K	157	ASP

Continued on next page...

Continued from previous page...

Mol	Chain	Res	Type
58	K	161	THR
58	K	171	ARG
58	K	172	VAL
58	K	174	ARG
58	K	182	GLU
59	L	7	ASP
59	L	20	VAL
59	L	28	ASN
59	L	37	THR
59	L	76	LEU
59	L	81	ASN
60	M	5	LEU
60	M	21	ASN
60	M	37	ASN
60	M	40	LEU
60	M	44	THR
60	M	67	ARG
60	M	80	MET
60	M	83	THR
60	M	105	LYS
61	N	28	LEU
61	N	37	VAL
61	N	43	ARG
61	N	46	ARG
61	N	50	LYS
61	N	61	VAL
61	N	62	LEU
61	N	66	VAL
61	N	71	ILE
61	N	74	LEU
61	N	85	LYS
61	N	103	LEU
61	N	125	ASN
61	N	126	TRP
61	N	132	GLU
61	N	140	PHE
62	O	3	ARG
62	O	9	LYS
62	O	27	LYS
62	O	39	LYS
62	O	62	GLN
62	O	64	ARG

Continued on next page...

Continued from previous page...

Mol	Chain	Res	Type
62	O	102	LEU
62	O	105	ASN
62	O	115	LEU
62	O	125	LEU
62	O	129	TYR
62	O	138	ASN
62	O	149	LEU
63	P	13	VAL
63	P	16	VAL
63	P	26	THR
63	P	29	HIS
63	P	31	THR
63	P	43	THR
63	P	92	LYS
63	P	102	LEU
63	P	114	ARG
63	P	119	THR
63	P	127	ARG
63	P	132	ARG
63	P	136	ARG
63	P	137	LEU
64	Q	11	VAL
64	Q	22	LEU
64	Q	29	SER
64	Q	44	ARG
64	Q	52	LYS
64	Q	88	GLU
64	Q	92	SER
64	Q	110	GLU
65	R	14	LYS
65	R	19	VAL
65	R	28	LEU
65	R	57	LEU
65	R	66	ARG
65	R	69	VAL
65	R	114	ARG
65	R	116	LEU
65	R	117	LEU
65	R	118	ILE
65	R	121	SER
65	R	123	ARG
65	R	128	LYS

Continued on next page...

Continued from previous page...

Mol	Chain	Res	Type
65	R	137	ARG
65	R	141	SER
66	S	5	ARG
66	S	38	ILE
66	S	46	LEU
66	S	54	THR
66	S	62	GLN
66	S	69	ILE
66	S	72	LYS
66	S	78	ARG
66	S	84	TYR
66	S	105	GLN
67	T	3	LEU
67	T	5	VAL
67	T	8	GLN
67	T	11	PHE
67	T	13	HIS
67	T	14	ILE
67	T	15	LEU
67	T	17	LEU
67	T	25	ASN
67	T	28	ILE
67	T	71	GLN
67	T	93	THR
67	T	97	ASP
67	T	136	GLN
67	T	138	THR
68	U	6	VAL
68	U	18	TYR
68	U	22	LEU
68	U	28	LEU
68	U	35	ASP
68	U	36	ILE
68	U	57	ARG
68	U	64	HIS
68	U	67	MET
68	U	70	GLN
68	U	94	ILE
68	U	95	ASP
68	U	111	ILE
68	U	117	SER
68	U	130	ARG

Continued on next page...

Continued from previous page...

Mol	Chain	Res	Type
68	U	131	ASP
68	U	132	LEU
68	U	139	THR
68	U	144	GLU
69	V	27	THR
69	V	31	VAL
69	V	41	ILE
69	V	48	HIS
69	V	51	VAL
69	V	60	THR
69	V	61	LYS
69	V	74	GLU
69	V	81	THR
69	V	103	ILE
69	V	117	VAL
70	W	5	LYS
70	W	10	GLU
70	W	11	LEU
70	W	18	SER
70	W	25	LYS
70	W	68	SER
70	W	69	LEU
70	W	74	GLN
70	W	78	LEU
70	W	80	LYS
71	X	23	ARG
71	X	24	GLN
71	X	25	VAL
71	X	26	LEU
71	X	53	ILE
71	X	56	HIS
71	X	65	LEU
71	X	86	ILE
71	X	93	LEU
71	X	98	GLN
71	X	103	ILE
71	X	119	LYS
71	X	121	VAL
71	X	126	LEU
72	Y	7	ARG
72	Y	9	LEU
72	Y	16	ARG

Continued on next page...

Continued from previous page...

Mol	Chain	Res	Type
72	Y	19	ARG
72	Y	59	ILE
72	Y	72	VAL
72	Y	79	ASN
72	Y	100	ASP
72	Y	107	PHE
72	Y	109	ARG
72	Y	110	LYS
72	Y	114	LYS
72	Y	127	VAL
72	Y	131	SER
72	Y	132	LEU
72	Y	138	GLU
72	Y	144	ARG
73	Z	32	ARG
73	Z	57	VAL
73	Z	62	THR
73	Z	102	LYS
73	Z	104	SER
73	Z	124	ARG
74	a	40	VAL
74	a	42	LEU
74	a	49	ARG
74	a	58	ARG
74	a	60	VAL
74	a	69	LEU
74	a	70	LYS
74	a	85	LYS
74	a	92	ILE
74	a	95	HIS
74	a	97	LYS
75	b	7	SER
75	b	11	ASN
75	b	12	LYS
75	b	33	ASP
75	b	38	ARG
75	b	41	ILE
75	b	44	ILE
75	b	61	GLU
75	b	64	LEU
75	b	66	LYS
75	b	68	TYR

Continued on next page...

Continued from previous page...

Mol	Chain	Res	Type
75	b	74	CYS
75	b	76	SER
75	b	91	ASP
76	c	20	LYS
76	c	33	LEU
76	c	61	THR
76	c	77	THR
77	d	19	THR
77	d	28	VAL
77	d	32	PHE
77	d	35	ASP
77	d	49	ARG
77	d	58	GLU
78	e	8	PHE
78	e	12	ARG
78	e	21	CYS
78	e	30	LEU
78	e	32	ARG
79	f	5	HIS
79	f	17	GLN
79	f	20	LYS
79	f	21	VAL
79	f	28	LYS
79	f	50	VAL
80	g	89	LYS
80	g	91	ILE
80	g	95	HIS
80	g	97	LYS
80	g	130	VAL
80	g	138	ARG
80	g	147	VAL
81	h	10	ARG
81	h	16	HIS
81	h	50	ASP
81	h	60	SER
81	h	66	HIS
81	h	76	ASP
81	h	106	HIS
81	h	108	SER
81	h	117	LYS
81	h	123	ILE
81	h	136	ILE

Continued on next page...

Continued from previous page...

Mol	Chain	Res	Type
81	h	141	LEU
81	h	145	LEU
81	h	193	ILE
81	h	198	ASN
81	h	232	TYR
81	h	238	ASP
81	h	265	LEU
81	h	268	GLN
81	h	300	THR
81	h	308	ASN
81	h	314	GLN
81	h	316	MET
81	h	317	THR
81	h	319	ASN
49	s0	9	LEU
49	s0	12	GLU
49	s0	29	VAL
49	s0	30	GLN
49	s0	41	ARG
49	s0	45	VAL
49	s0	50	VAL
49	s0	59	LEU
49	s0	87	LEU
49	s0	93	THR
49	s0	119	ARG
49	s0	131	GLN
49	s0	154	GLU
49	s0	157	ASP
49	s0	168	HIS
49	s0	172	LEU
49	s0	179	ARG
49	s0	185	ARG
49	s0	188	LEU
49	s0	191	ARG
49	s0	198	MET
50	s1	21	VAL
50	s1	40	ASN
50	s1	47	LEU
50	s1	51	SER
50	s1	70	LEU
50	s1	73	LEU
50	s1	79	HIS

Continued on next page...

Continued from previous page...

Mol	Chain	Res	Type
50	s1	81	PHE
50	s1	96	LEU
50	s1	105	PHE
50	s1	110	LEU
50	s1	122	GLU
50	s1	126	THR
50	s1	131	ASP
50	s1	152	ARG
50	s1	153	HIS
50	s1	173	THR
50	s1	180	THR
50	s1	181	LEU
50	s1	193	ILE
50	s1	203	ASP
50	s1	212	VAL
50	s1	223	PHE
50	s1	225	VAL
50	s1	231	LEU
50	s1	234	GLU
51	s2	53	ILE
51	s2	55	GLU
51	s2	58	LEU
51	s2	82	ASN
51	s2	86	VAL
51	s2	91	ARG
51	s2	94	GLN
51	s2	95	ARG
51	s2	97	ARG
51	s2	102	VAL
51	s2	106	ASP
51	s2	111	VAL
51	s2	113	LEU
51	s2	117	THR
51	s2	139	ILE
51	s2	141	ARG
51	s2	148	LEU
51	s2	150	GLN
51	s2	159	THR
51	s2	164	SER
51	s2	166	THR
51	s2	170	ILE
51	s2	185	LYS

Continued on next page...

Continued from previous page...

Mol	Chain	Res	Type
51	s2	205	ARG
51	s2	207	LEU
51	s2	222	TYR
51	s2	225	LEU
51	s2	237	VAL
51	s2	238	SER
51	s2	246	GLU
52	s3	21	LEU
52	s3	37	VAL
52	s3	40	ARG
52	s3	57	ASP
52	s3	66	ILE
52	s3	84	ILE
52	s3	90	ARG
52	s3	115	ILE
52	s3	120	TYR
52	s3	125	TYR
52	s3	158	ILE
52	s3	162	GLN
52	s3	168	ILE
52	s3	169	ASP
52	s3	181	VAL
53	s4	9	LEU
53	s4	12	LEU
53	s4	21	ASP
53	s4	30	ARG
53	s4	32	SER
53	s4	38	LEU
53	s4	42	LEU
53	s4	49	ARG
53	s4	51	ARG
53	s4	65	LEU
53	s4	67	GLN
53	s4	104	ASP
53	s4	116	ASP
53	s4	131	LEU
53	s4	148	ARG
53	s4	163	ASP
53	s4	164	LEU
53	s4	170	THR
53	s4	176	ASP
53	s4	180	LEU

Continued on next page...

Continued from previous page...

Mol	Chain	Res	Type
53	s4	181	VAL
53	s4	182	TYR
53	s4	191	ARG
53	s4	216	ASN
53	s4	227	VAL
54	s5	25	LEU
54	s5	38	THR
54	s5	41	LYS
54	s5	63	GLN
54	s5	68	ILE
54	s5	76	ARG
54	s5	83	ARG
54	s5	93	LEU
54	s5	119	ASP
54	s5	125	THR
54	s5	126	ASP
54	s5	146	THR
54	s5	194	LEU
54	s5	203	LYS
54	s5	216	GLU
55	s6	9	VAL
55	s6	68	LEU
55	s6	71	THR
55	s6	76	LEU
55	s6	78	THR
55	s6	97	VAL
55	s6	98	ARG
55	s6	108	VAL
55	s6	109	LEU
55	s6	112	VAL
55	s6	115	LYS
55	s6	120	GLU
55	s6	121	LEU
55	s6	126	ASP
55	s6	128	THR
55	s6	143	LYS
55	s6	151	ASP
55	s6	153	VAL
55	s6	155	ASP
55	s6	177	ARG
55	s6	193	LEU
55	s6	212	LEU

Continued on next page...

Continued from previous page...

Mol	Chain	Res	Type
55	s6	215	ARG
55	s6	216	LEU
56	s7	30	SER
56	s7	33	GLU
56	s7	114	ARG
56	s7	116	ARG
56	s7	117	THR
56	s7	123	ASP
56	s7	143	LEU
56	s7	144	VAL
56	s7	159	VAL
56	s7	185	ILE
57	s8	9	HIS
57	s8	29	LEU
57	s8	36	THR
57	s8	52	ASN
57	s8	74	LYS
57	s8	120	THR
57	s8	138	ASN
57	s8	151	LYS
57	s8	153	GLU
57	s8	155	SER
57	s8	168	CYS
57	s8	179	CYS
57	s8	180	ASP
57	s8	183	ILE
57	s8	184	LEU
58	s9	3	ARG
58	s9	6	ARG
58	s9	16	LYS
58	s9	25	ASP
58	s9	28	LEU
58	s9	39	LYS
58	s9	54	ARG
58	s9	89	ASP
58	s9	93	LEU
58	s9	96	VAL
58	s9	101	VAL
58	s9	126	ARG
58	s9	130	THR
58	s9	132	ARG
58	s9	134	ILE

Continued on next page...

Continued from previous page...

Mol	Chain	Res	Type
58	s9	161	THR
58	s9	168	ARG
58	s9	172	VAL
58	s9	180	LYS
58	s9	182	GLU
59	c0	15	LEU
59	c0	26	ASP
59	c0	55	VAL
59	c0	57	THR
60	c1	4	GLU
60	c1	5	LEU
60	c1	6	THR
60	c1	10	GLU
60	c1	32	LYS
60	c1	40	LEU
60	c1	44	THR
60	c1	56	LYS
60	c1	60	PHE
60	c1	67	ARG
60	c1	71	LEU
60	c1	74	THR
60	c1	83	THR
60	c1	94	ILE
60	c1	104	HIS
60	c1	109	VAL
60	c1	129	ARG
60	c1	136	ARG
61	c2	28	LEU
61	c2	45	LEU
61	c2	52	LEU
61	c2	54	ARG
61	c2	58	LEU
61	c2	59	LEU
61	c2	61	VAL
61	c2	71	ILE
61	c2	81	ASP
61	c2	83	GLU
61	c2	89	ILE
61	c2	103	LEU
61	c2	131	ASP
61	c2	132	GLU
61	c2	137	MET

Continued on next page...

Continued from previous page...

Mol	Chain	Res	Type
61	c2	140	PHE
62	c3	6	SER
62	c3	23	PRO
62	c3	30	SER
62	c3	60	VAL
62	c3	64	ARG
62	c3	66	ILE
62	c3	70	LYS
62	c3	87	ASP
62	c3	93	LYS
62	c3	102	LEU
62	c3	125	LEU
62	c3	138	ASN
62	c3	139	TRP
62	c3	143	SER
63	c4	13	VAL
63	c4	26	THR
63	c4	31	THR
63	c4	79	VAL
63	c4	90	ARG
63	c4	107	ARG
63	c4	118	VAL
63	c4	119	THR
63	c4	124	ASP
63	c4	133	ARG
63	c4	136	ARG
64	c5	10	ARG
64	c5	12	PHE
64	c5	27	GLU
64	c5	36	LEU
64	c5	52	LYS
64	c5	65	LEU
64	c5	69	GLU
64	c5	110	GLU
64	c5	111	MET
64	c5	127	ARG
64	c5	130	ARG
65	c6	17	THR
65	c6	23	LYS
65	c6	26	LYS
65	c6	28	LEU
65	c6	30	LYS

Continued on next page...

Continued from previous page...

Mol	Chain	Res	Type
65	c6	43	ILE
65	c6	53	LEU
65	c6	54	LEU
65	c6	57	LEU
65	c6	63	ILE
65	c6	68	ARG
65	c6	69	VAL
65	c6	114	ARG
65	c6	117	LEU
65	c6	127	LYS
65	c6	128	LYS
65	c6	137	ARG
65	c6	143	ARG
82	c7	25	THR
82	c7	29	GLN
82	c7	34	LEU
82	c7	46	LEU
82	c7	55	THR
82	c7	69	ILE
82	c7	72	LYS
82	c7	82	ASP
82	c7	85	VAL
82	c7	105	GLN
82	c7	108	ASP
82	c7	113	LEU
67	c8	3	LEU
67	c8	5	VAL
67	c8	12	GLN
67	c8	15	LEU
67	c8	25	ASN
67	c8	28	ILE
67	c8	85	PHE
67	c8	94	ASP
67	c8	112	ASP
67	c8	138	THR
67	c8	143	ARG
68	c9	6	VAL
68	c9	28	LEU
68	c9	29	GLU
68	c9	33	TYR
68	c9	68	ARG
68	c9	124	ILE

Continued on next page...

Continued from previous page...

Mol	Chain	Res	Type
68	c9	134	ARG
68	c9	140	LEU
68	c9	141	GLU
69	d0	18	GLN
69	d0	23	ARG
69	d0	27	THR
69	d0	60	THR
69	d0	67	THR
69	d0	70	THR
69	d0	103	ILE
69	d0	107	THR
69	d0	108	ILE
70	d1	2	GLU
70	d1	5	LYS
70	d1	11	LEU
70	d1	25	LYS
70	d1	31	SER
70	d1	32	VAL
70	d1	44	ARG
70	d1	81	ASN
71	d2	7	LEU
71	d2	12	ASN
71	d2	15	ASN
71	d2	23	ARG
71	d2	25	VAL
71	d2	26	LEU
71	d2	41	MET
71	d2	93	LEU
71	d2	103	ILE
71	d2	107	SER
72	d3	9	LEU
72	d3	16	ARG
72	d3	23	ARG
72	d3	40	SER
72	d3	73	ARG
72	d3	84	THR
72	d3	100	ASP
72	d3	103	LEU
72	d3	107	PHE
72	d3	121	ARG
72	d3	127	VAL
72	d3	133	LEU

Continued on next page...

Continued from previous page...

Mol	Chain	Res	Type
73	d4	5	VAL
73	d4	26	ASP
73	d4	43	LYS
73	d4	49	LYS
73	d4	52	LYS
73	d4	58	PHE
73	d4	62	THR
73	d4	88	THR
73	d4	105	ARG
73	d4	114	ARG
74	d5	48	ASP
74	d5	51	LEU
74	d5	57	TYR
74	d5	103	ARG
75	d6	10	ARG
75	d6	12	LYS
75	d6	25	ASN
75	d6	29	SER
75	d6	55	GLU
75	d6	61	GLU
75	d6	82	ARG
75	d6	85	ARG
75	d6	90	GLU
75	d6	91	ASP
76	d7	3	LEU
76	d7	4	VAL
76	d7	34	ASP
76	d7	43	ILE
76	d7	49	HIS
76	d7	67	THR
76	d7	77	THR
77	d8	22	ARG
77	d8	32	PHE
77	d8	33	LEU
77	d8	36	THR
77	d8	39	THR
77	d8	40	ILE
77	d8	66	LEU
78	d9	6	VAL
78	d9	10	HIS
78	d9	30	LEU
78	d9	32	ARG

Continued on next page...

Continued from previous page...

Mol	Chain	Res	Type
78	d9	36	LEU
78	d9	39	CYS
78	d9	54	LYS
79	e0	4	VAL
79	e0	13	LYS
79	e0	22	GLU
79	e0	26	LYS
79	e0	29	LYS
79	e0	36	LYS
79	e0	38	LEU
79	e0	39	LEU
79	e0	44	PHE
79	e0	46	ASN
79	e0	48	THR
79	e0	49	LEU
79	e0	54	ARG
83	e1	103	LEU
83	e1	113	LYS
83	e1	118	ARG
83	e1	119	ARG
83	e1	135	HIS
83	e1	137	ASP
83	e1	147	VAL
83	e1	148	TYR
83	e1	150	VAL
81	sR	16	HIS
81	sR	21	THR
81	sR	25	THR
81	sR	58	VAL
81	sR	64	HIS
81	sR	66	HIS
81	sR	76	ASP
81	sR	96	THR
81	sR	106	HIS
81	sR	145	LEU
81	sR	149	ASP
81	sR	159	ASN
81	sR	188	ILE
81	sR	228	LYS
81	sR	238	ASP
81	sR	245	PHE
81	sR	275	ARG

Continued on next page...

Continued from previous page...

Mol	Chain	Res	Type
81	sR	319	ASN

Some sidechains can be flipped to improve hydrogen bonding and reduce clashes. All (45) such sidechains are listed below:

Mol	Chain	Res	Type
4	j	216	HIS
6	l	110	ASN
6	l	291	ASN
6	l	296	GLN
7	m	40	HIS
8	n	61	ASN
11	q	50	ASN
13	s	109	HIS
15	u	56	GLN
16	v	87	GLN
18	x	10	ASN
21	0	157	GLN
44	AP	82	GLN
6	CF	316	ASN
6	CF	320	ASN
7	CG	40	HIS
7	CG	111	GLN
10	CJ	59	GLN
10	CJ	192	GLN
16	CP	138	GLN
20	CT	92	GLN
21	CU	114	HIS
29	DB	36	HIS
29	DB	57	HIS
32	DE	47	ASN
37	DJ	59	ASN
41	DN	33	ASN
45	DR	33	GLN
45	DR	34	HIS
62	O	101	HIS
65	R	74	HIS
74	a	95	HIS
81	h	52	GLN
53	s4	142	HIS
56	s7	71	HIS
56	s7	150	GLN
59	c0	32	HIS

Continued on next page...

Continued from previous page...

Mol	Chain	Res	Type
62	c3	5	HIS
64	c5	103	ASN
65	c6	103	ASN
82	c7	104	ASN
67	c8	25	ASN
67	c8	89	GLN
71	d2	15	ASN
72	d3	28	ASN

5.3.3 RNA ⓘ

Mol	Chain	Analysed	Backbone Outliers	Pucker Outliers
1	1	3145/3396 (92%)	563 (17%)	51 (1%)
1	AR	3145/3396 (92%)	581 (18%)	51 (1%)
2	3	120/121 (99%)	16 (13%)	0
2	AS	120/121 (99%)	15 (12%)	2 (1%)
25	6	1780/1800 (98%)	383 (21%)	30 (1%)
25	A	1778/1800 (98%)	409 (23%)	47 (2%)
3	4	157/158 (99%)	32 (20%)	2 (1%)
3	AT	157/158 (99%)	28 (17%)	3 (1%)
All	All	10402/10950 (94%)	2027 (19%)	186 (1%)

All (2027) RNA backbone outliers are listed below:

Mol	Chain	Res	Type
1	1	26	A
1	1	40	A
1	1	49	A
1	1	57	A
1	1	59	G
1	1	60	A
1	1	65	A
1	1	66	A
1	1	73	C
1	1	83	U
1	1	85	A
1	1	93	C
1	1	99	A
1	1	103	G
1	1	109	A
1	1	110	G

Continued on next page...

Continued from previous page...

Mol	Chain	Res	Type
1	1	111	C
1	1	116	A
1	1	121	A
1	1	122	A
1	1	133	U
1	1	135	C
1	1	136	G
1	1	156	G
1	1	157	A
1	1	166	C
1	1	170	G
1	1	187	A
1	1	190	U
1	1	191	U
1	1	192	C
1	1	200	C
1	1	206	G
1	1	210	U
1	1	213	A
1	1	218	G
1	1	219	A
1	1	237	G
1	1	240	U
1	1	241	G
1	1	243	G
1	1	249	U
1	1	250	U
1	1	251	G
1	1	252	U
1	1	253	A
1	1	266	A
1	1	269	G
1	1	282	G
1	1	283	G
1	1	286	U
1	1	295	A
1	1	298	U
1	1	311	C
1	1	315	C
1	1	323	A
1	1	329	U
1	1	338	A

Continued on next page...

Continued from previous page...

Mol	Chain	Res	Type
1	1	339	C
1	1	349	A
1	1	350	C
1	1	373	A
1	1	374	A
1	1	376	G
1	1	393	U
1	1	398	A
1	1	399	A
1	1	401	U
1	1	402	A
1	1	403	C
1	1	404	G
1	1	412	G
1	1	421	G
1	1	422	A
1	1	438	A
1	1	440	A
1	1	495	G
1	1	498	A
1	1	520	U
1	1	521	A
1	1	523	A
1	1	531	G
1	1	535	G
1	1	536	U
1	1	546	C
1	1	547	G
1	1	548	G
1	1	552	G
1	1	555	U
1	1	557	A
1	1	559	A
1	1	578	A
1	1	579	G
1	1	589	A
1	1	590	G
1	1	592	A
1	1	604	G
1	1	609	G
1	1	611	A
1	1	620	U

Continued on next page...

Continued from previous page...

Mol	Chain	Res	Type
1	1	621	A
1	1	636	C
1	1	649	A
1	1	660	A
1	1	677	A
1	1	681	U
1	1	684	G
1	1	691	A
1	1	705	A
1	1	709	A
1	1	712	G
1	1	715	A
1	1	716	A
1	1	727	G
1	1	764	U
1	1	766	U
1	1	767	U
1	1	776	U
1	1	777	U
1	1	781	G
1	1	785	G
1	1	806	A
1	1	817	A
1	1	830	A
1	1	849	C
1	1	861	C
1	1	874	U
1	1	879	U
1	1	890	C
1	1	896	A
1	1	907	G
1	1	908	G
1	1	909	G
1	1	914	A
1	1	916	G
1	1	917	A
1	1	921	A
1	1	923	C
1	1	924	G
1	1	937	G
1	1	943	U
1	1	944	C

Continued on next page...

Continued from previous page...

Mol	Chain	Res	Type
1	1	959	C
1	1	960	U
1	1	974	G
1	1	979	U
1	1	980	A
1	1	981	U
1	1	982	C
1	1	993	G
1	1	994	G
1	1	1001	G
1	1	1002	A
1	1	1006	A
1	1	1010	G
1	1	1017	C
1	1	1018	G
1	1	1020	G
1	1	1024	G
1	1	1025	A
1	1	1029	G
1	1	1036	A
1	1	1037	C
1	1	1041	U
1	1	1047	A
1	1	1049	C
1	1	1064	A
1	1	1065	A
1	1	1072	G
1	1	1081	U
1	1	1087	G
1	1	1093	A
1	1	1094	U
1	1	1095	U
1	1	1097	G
1	1	1098	A
1	1	1103	A
1	1	1104	G
1	1	1117	G
1	1	1131	G
1	1	1153	A
1	1	1159	A
1	1	1160	C
1	1	1180	A

Continued on next page...

Continued from previous page...

Mol	Chain	Res	Type
1	1	1181	U
1	1	1186	G
1	1	1191	U
1	1	1192	C
1	1	1201	C
1	1	1205	A
1	1	1209	G
1	1	1216	C
1	1	1217	A
1	1	1222	G
1	1	1227	C
1	1	1232	C
1	1	1235	U
1	1	1236	G
1	1	1237	G
1	1	1241	U
1	1	1243	G
1	1	1245	A
1	1	1246	G
1	1	1248	C
1	1	1249	G
1	1	1258	U
1	1	1262	G
1	1	1263	A
1	1	1264	G
1	1	1269	U
1	1	1270	A
1	1	1271	A
1	1	1274	A
1	1	1278	A
1	1	1279	C
1	1	1285	G
1	1	1286	A
1	1	1287	A
1	1	1308	A
1	1	1309	U
1	1	1313	G
1	1	1318	A
1	1	1330	A
1	1	1348	U
1	1	1349	G
1	1	1351	U

Continued on next page...

Continued from previous page...

Mol	Chain	Res	Type
1	1	1352	A
1	1	1353	U
1	1	1355	A
1	1	1356	U
1	1	1357	G
1	1	1386	A
1	1	1391	C
1	1	1392	G
1	1	1399	A
1	1	1400	G
1	1	1417	G
1	1	1418	A
1	1	1419	A
1	1	1421	G
1	1	1431	G
1	1	1433	A
1	1	1434	G
1	1	1437	C
1	1	1446	A
1	1	1481	A
1	1	1482	A
1	1	1493	G
1	1	1508	C
1	1	1527	C
1	1	1528	G
1	1	1555	U
1	1	1556	C
1	1	1560	G
1	1	1561	G
1	1	1562	C
1	1	1563	C
1	1	1567	U
1	1	1568	U
1	1	1569	U
1	1	1570	U
1	1	1576	G
1	1	1580	A
1	1	1583	A
1	1	1587	A
1	1	1589	A
1	1	1593	A
1	1	1605	A

Continued on next page...

Continued from previous page...

Mol	Chain	Res	Type
1	1	1607	U
1	1	1620	U
1	1	1629	U
1	1	1639	C
1	1	1643	A
1	1	1657	C
1	1	1658	G
1	1	1683	A
1	1	1716	U
1	1	1717	U
1	1	1724	U
1	1	1725	C
1	1	1736	G
1	1	1741	A
1	1	1742	U
1	1	1746	U
1	1	1750	A
1	1	1751	G
1	1	1760	A
1	1	1762	C
1	1	1765	U
1	1	1766	G
1	1	1769	G
1	1	1770	G
1	1	1780	G
1	1	1795	U
1	1	1797	A
1	1	1814	A
1	1	1815	U
1	1	1816	A
1	1	1817	G
1	1	1819	U
1	1	1820	U
1	1	1821	U
1	1	1835	A
1	1	1839	A
1	1	1841	A
1	1	1842	A
1	1	1846	C
1	1	1849	C
1	1	1850	A
1	1	1858	A

Continued on next page...

Continued from previous page...

Mol	Chain	Res	Type
1	1	1866	C
1	1	1879	A
1	1	1880	U
1	1	1886	A
1	1	1901	A
1	1	1906	G
1	1	1927	G
1	1	1951	C
1	1	1952	G
1	1	1953	G
1	1	1954	G
1	1	2094	C
1	1	2101	C
1	1	2102	U
1	1	2111	G
1	1	2113	A
1	1	2114	C
1	1	2121	G
1	1	2122	G
1	1	2131	A
1	1	2139	A
1	1	2140	U
1	1	2144	A
1	1	2149	A
1	1	2158	A
1	1	2169	G
1	1	2187	G
1	1	2188	A
1	1	2205	U
1	1	2208	A
1	1	2210	G
1	1	2223	A
1	1	2228	A
1	1	2244	A
1	1	2246	G
1	1	2249	G
1	1	2250	G
1	1	2255	A
1	1	2256	A
1	1	2272	G
1	1	2273	G
1	1	2281	A

Continued on next page...

Continued from previous page...

Mol	Chain	Res	Type
1	1	2282	U
1	1	2288	G
1	1	2307	G
1	1	2310	U
1	1	2313	A
1	1	2314	U
1	1	2315	G
1	1	2334	U
1	1	2336	U
1	1	2345	A
1	1	2365	C
1	1	2372	A
1	1	2373	A
1	1	2374	C
1	1	2375	G
1	1	2383	C
1	1	2385	G
1	1	2388	U
1	1	2393	G
1	1	2397	A
1	1	2402	A
1	1	2403	G
1	1	2404	A
1	1	2411	U
1	1	2418	G
1	1	2419	A
1	1	2422	C
1	1	2435	G
1	1	2444	C
1	1	2445	A
1	1	2502	A
1	1	2503	G
1	1	2514	U
1	1	2515	A
1	1	2522	G
1	1	2523	A
1	1	2526	C
1	1	2532	U
1	1	2533	G
1	1	2537	U
1	1	2538	U
1	1	2539	C

Continued on next page...

Continued from previous page...

Mol	Chain	Res	Type
1	1	2540	A
1	1	2541	U
1	1	2542	U
1	1	2543	U
1	1	2544	U
1	1	2547	A
1	1	2548	C
1	1	2549	G
1	1	2552	C
1	1	2555	G
1	1	2560	C
1	1	2561	A
1	1	2568	C
1	1	2569	A
1	1	2570	U
1	1	2571	U
1	1	2572	C
1	1	2573	G
1	1	2581	U
1	1	2585	G
1	1	2593	A
1	1	2594	C
1	1	2606	G
1	1	2607	G
1	1	2609	A
1	1	2614	G
1	1	2615	G
1	1	2638	C
1	1	2652	U
1	1	2656	A
1	1	2657	A
1	1	2658	G
1	1	2674	A
1	1	2677	G
1	1	2689	A
1	1	2690	G
1	1	2691	A
1	1	2694	A
1	1	2696	A
1	1	2714	G
1	1	2719	U
1	1	2728	G

Continued on next page...

Continued from previous page...

Mol	Chain	Res	Type
1	1	2729	U
1	1	2737	C
1	1	2752	U
1	1	2753	G
1	1	2772	C
1	1	2777	G
1	1	2778	G
1	1	2780	A
1	1	2787	G
1	1	2796	G
1	1	2800	G
1	1	2801	A
1	1	2802	A
1	1	2803	A
1	1	2810	C
1	1	2814	G
1	1	2817	A
1	1	2818	U
1	1	2842	U
1	1	2843	U
1	1	2845	A
1	1	2853	A
1	1	2860	U
1	1	2867	C
1	1	2871	G
1	1	2872	A
1	1	2876	C
1	1	2887	A
1	1	2889	C
1	1	2899	C
1	1	2923	U
1	1	2935	U
1	1	2936	A
1	1	2942	C
1	1	2945	G
1	1	2947	G
1	1	2954	U
1	1	2955	U
1	1	2971	A
1	1	2979	U
1	1	2983	C
1	1	2990	G

Continued on next page...

Continued from previous page...

Mol	Chain	Res	Type
1	1	2996	U
1	1	2997	G
1	1	3012	A
1	1	3028	G
1	1	3030	G
1	1	3059	G
1	1	3074	G
1	1	3078	U
1	1	3079	U
1	1	3080	G
1	1	3086	A
1	1	3092	C
1	1	3104	U
1	1	3113	A
1	1	3119	U
1	1	3122	A
1	1	3128	G
1	1	3130	A
1	1	3131	U
1	1	3142	A
1	1	3143	C
1	1	3151	U
1	1	3153	U
1	1	3154	C
1	1	3155	U
1	1	3156	U
1	1	3157	U
1	1	3164	C
1	1	3165	A
1	1	3168	A
1	1	3170	A
1	1	3171	U
1	1	3173	G
1	1	3174	A
1	1	3176	G
1	1	3180	A
1	1	3181	C
1	1	3187	A
1	1	3196	U
1	1	3198	U
1	1	3207	U
1	1	3210	A

Continued on next page...

Continued from previous page...

Mol	Chain	Res	Type
1	1	3217	C
1	1	3218	A
1	1	3219	G
1	1	3229	G
1	1	3243	A
1	1	3245	A
1	1	3247	G
1	1	3259	U
1	1	3262	U
1	1	3269	U
1	1	3270	U
1	1	3272	C
1	1	3273	A
1	1	3276	G
1	1	3277	U
1	1	3281	U
1	1	3286	G
1	1	3287	U
1	1	3288	G
1	1	3289	G
1	1	3294	A
1	1	3304	U
1	1	3313	U
1	1	3316	A
1	1	3318	G
1	1	3319	U
1	1	3320	A
1	1	3341	U
1	1	3345	G
1	1	3347	A
1	1	3351	U
1	1	3352	U
1	1	3353	G
1	1	3354	U
1	1	3355	U
1	1	3369	G
1	1	3370	A
1	1	3375	A
1	1	3378	C
1	1	3383	G
1	1	3389	U
1	1	3390	G

Continued on next page...

Continued from previous page...

Mol	Chain	Res	Type
1	1	3396	U
2	3	7	G
2	3	13	A
2	3	22	A
2	3	23	A
2	3	41	G
2	3	42	A
2	3	54	U
2	3	55	A
2	3	65	G
2	3	74	C
2	3	76	A
2	3	78	U
2	3	91	G
2	3	102	A
2	3	112	G
2	3	121	U
3	4	2	A
3	4	16	G
3	4	34	U
3	4	35	C
3	4	48	A
3	4	53	A
3	4	59	A
3	4	62	C
3	4	63	G
3	4	80	A
3	4	81	U
3	4	82	U
3	4	83	C
3	4	84	C
3	4	85	G
3	4	86	U
3	4	87	G
3	4	90	U
3	4	95	G
3	4	102	U
3	4	104	A
3	4	106	C
3	4	111	A
3	4	113	U
3	4	125	U

Continued on next page...

Continued from previous page...

Mol	Chain	Res	Type
3	4	126	A
3	4	128	U
3	4	138	A
3	4	148	G
3	4	152	G
3	4	155	A
3	4	158	U
25	6	2	A
25	6	4	C
25	6	17	C
25	6	25	C
25	6	26	A
25	6	27	U
25	6	34	G
25	6	45	U
25	6	47	A
25	6	50	C
25	6	57	G
25	6	60	U
25	6	61	A
25	6	63	G
25	6	68	A
25	6	73	U
25	6	75	U
25	6	76	A
25	6	77	U
25	6	78	A
25	6	104	A
25	6	114	C
25	6	126	A
25	6	132	U
25	6	137	U
25	6	138	A
25	6	140	A
25	6	141	U
25	6	144	U
25	6	145	A
25	6	146	U
25	6	153	G
25	6	159	U
25	6	166	C
25	6	178	U

Continued on next page...

Continued from previous page...

Mol	Chain	Res	Type
25	6	188	A
25	6	191	C
25	6	192	U
25	6	193	U
25	6	195	G
25	6	196	G
25	6	197	A
25	6	200	A
25	6	215	A
25	6	216	U
25	6	218	A
25	6	219	A
25	6	220	A
25	6	227	U
25	6	228	G
25	6	230	C
25	6	232	U
25	6	233	C
25	6	240	U
25	6	241	U
25	6	250	C
25	6	260	U
25	6	261	U
25	6	265	A
25	6	271	A
25	6	272	U
25	6	273	G
25	6	278	U
25	6	280	U
25	6	299	A
25	6	302	U
25	6	308	C
25	6	314	C
25	6	316	A
25	6	319	U
25	6	320	U
25	6	321	C
25	6	322	G
25	6	337	G
25	6	338	C
25	6	352	A
25	6	359	A

Continued on next page...

Continued from previous page...

Mol	Chain	Res	Type
25	6	360	A
25	6	361	C
25	6	393	C
25	6	400	A
25	6	401	A
25	6	402	C
25	6	404	G
25	6	416	A
25	6	418	G
25	6	419	G
25	6	423	G
25	6	424	C
25	6	425	A
25	6	426	G
25	6	428	A
25	6	434	G
25	6	437	A
25	6	439	U
25	6	444	C
25	6	445	A
25	6	448	C
25	6	454	U
25	6	468	A
25	6	469	C
25	6	475	A
25	6	486	G
25	6	487	G
25	6	488	G
25	6	489	C
25	6	490	C
25	6	492	A
25	6	493	U
25	6	496	G
25	6	497	G
25	6	500	C
25	6	501	U
25	6	504	U
25	6	505	A
25	6	506	A
25	6	507	U
25	6	510	G
25	6	511	A

Continued on next page...

Continued from previous page...

Mol	Chain	Res	Type
25	6	513	U
25	6	516	G
25	6	519	C
25	6	527	A
25	6	535	A
25	6	538	A
25	6	539	G
25	6	540	G
25	6	541	A
25	6	542	A
25	6	543	C
25	6	548	G
25	6	554	C
25	6	556	A
25	6	557	G
25	6	558	U
25	6	559	C
25	6	565	C
25	6	570	A
25	6	574	G
25	6	578	U
25	6	580	A
25	6	582	U
25	6	594	A
25	6	595	G
25	6	597	G
25	6	606	A
25	6	610	G
25	6	611	U
25	6	619	A
25	6	620	A
25	6	621	A
25	6	622	A
25	6	623	A
25	6	624	G
25	6	640	U
25	6	650	U
25	6	652	G
25	6	653	C
25	6	658	C
25	6	676	G
25	6	679	U

Continued on next page...

Continued from previous page...

Mol	Chain	Res	Type
25	6	680	U
25	6	681	U
25	6	682	C
25	6	683	C
25	6	684	A
25	6	685	A
25	6	691	C
25	6	696	C
25	6	710	U
25	6	711	U
25	6	718	U
25	6	719	U
25	6	720	G
25	6	721	U
25	6	722	G
25	6	723	G
25	6	730	G
25	6	742	U
25	6	743	U
25	6	745	U
25	6	754	A
25	6	755	A
25	6	756	A
25	6	765	G
25	6	766	U
25	6	771	A
25	6	774	A
25	6	775	G
25	6	780	A
25	6	781	U
25	6	782	U
25	6	783	G
25	6	787	G
25	6	789	A
25	6	793	A
25	6	794	U
25	6	811	A
25	6	812	A
25	6	814	A
25	6	815	G
25	6	821	U
25	6	823	G

Continued on next page...

Continued from previous page...

Mol	Chain	Res	Type
25	6	825	U
25	6	826	U
25	6	829	A
25	6	830	U
25	6	831	U
25	6	832	U
25	6	834	G
25	6	835	U
25	6	856	A
25	6	862	A
25	6	863	A
25	6	864	U
25	6	873	U
25	6	886	U
25	6	898	A
25	6	906	A
25	6	912	U
25	6	913	G
25	6	914	G
25	6	933	A
25	6	935	U
25	6	942	G
25	6	945	U
25	6	959	U
25	6	960	U
25	6	966	A
25	6	969	C
25	6	971	A
25	6	992	A
25	6	993	A
25	6	1003	A
25	6	1004	U
25	6	1005	A
25	6	1021	C
25	6	1026	A
25	6	1028	C
25	6	1029	U
25	6	1039	A
25	6	1040	G
25	6	1052	U
25	6	1053	G
25	6	1057	U

Continued on next page...

Continued from previous page...

Mol	Chain	Res	Type
25	6	1058	U
25	6	1059	U
25	6	1060	U
25	6	1061	A
25	6	1072	C
25	6	1073	G
25	6	1075	C
25	6	1082	C
25	6	1092	A
25	6	1096	C
25	6	1097	U
25	6	1098	U
25	6	1100	G
25	6	1101	G
25	6	1138	A
25	6	1140	G
25	6	1155	G
25	6	1158	C
25	6	1159	C
25	6	1160	A
25	6	1167	G
25	6	1185	U
25	6	1186	U
25	6	1194	A
25	6	1196	A
25	6	1199	G
25	6	1200	G
25	6	1202	A
25	6	1217	A
25	6	1218	G
25	6	1220	C
25	6	1228	G
25	6	1229	G
25	6	1230	A
25	6	1231	U
25	6	1241	G
25	6	1243	G
25	6	1245	G
25	6	1246	C
25	6	1255	G
25	6	1256	A
25	6	1257	U

Continued on next page...

Continued from previous page...

Mol	Chain	Res	Type
25	6	1258	U
25	6	1275	A
25	6	1286	U
25	6	1291	G
25	6	1306	C
25	6	1314	U
25	6	1315	U
25	6	1316	G
25	6	1321	A
25	6	1341	A
25	6	1344	A
25	6	1345	A
25	6	1346	A
25	6	1354	G
25	6	1361	U
25	6	1363	U
25	6	1364	G
25	6	1367	G
25	6	1371	A
25	6	1372	U
25	6	1383	G
25	6	1388	A
25	6	1390	U
25	6	1398	U
25	6	1400	A
25	6	1402	G
25	6	1413	U
25	6	1414	U
25	6	1415	U
25	6	1427	A
25	6	1428	G
25	6	1429	G
25	6	1445	G
25	6	1446	A
25	6	1448	G
25	6	1458	G
25	6	1459	C
25	6	1461	C
25	6	1471	A
25	6	1482	C
25	6	1490	C
25	6	1491	U

Continued on next page...

Continued from previous page...

Mol	Chain	Res	Type
25	6	1492	A
25	6	1493	A
25	6	1506	G
25	6	1514	U
25	6	1516	A
25	6	1521	G
25	6	1523	G
25	6	1524	A
25	6	1535	U
25	6	1536	G
25	6	1537	C
25	6	1538	U
25	6	1540	G
25	6	1554	U
25	6	1557	U
25	6	1559	A
25	6	1569	A
25	6	1573	A
25	6	1574	G
25	6	1575	G
25	6	1584	G
25	6	1601	G
25	6	1603	U
25	6	1616	G
25	6	1621	U
25	6	1634	C
25	6	1657	U
25	6	1658	G
25	6	1696	G
25	6	1698	G
25	6	1699	G
25	6	1700	C
25	6	1701	A
25	6	1702	A
25	6	1703	C
25	6	1712	A
25	6	1713	G
25	6	1717	G
25	6	1731	A
25	6	1742	U
25	6	1760	G
25	6	1762	A

Continued on next page...

Continued from previous page...

Mol	Chain	Res	Type
25	6	1766	A
25	6	1767	G
25	6	1769	U
25	6	1780	G
25	6	1782	A
25	6	1783	C
25	6	1792	G
25	6	1793	G
25	6	1794	A
25	6	1796	C
25	6	1799	U
25	6	1800	A
1	AR	26	A
1	AR	40	A
1	AR	43	A
1	AR	49	A
1	AR	57	A
1	AR	59	G
1	AR	60	A
1	AR	65	A
1	AR	66	A
1	AR	76	G
1	AR	92	G
1	AR	93	C
1	AR	99	A
1	AR	109	A
1	AR	110	G
1	AR	116	A
1	AR	120	G
1	AR	121	A
1	AR	122	A
1	AR	133	U
1	AR	135	C
1	AR	136	G
1	AR	156	G
1	AR	157	A
1	AR	165	A
1	AR	166	C
1	AR	172	G
1	AR	173	G
1	AR	182	U
1	AR	187	A

Continued on next page...

Continued from previous page...

Mol	Chain	Res	Type
1	AR	190	U
1	AR	191	U
1	AR	192	C
1	AR	200	C
1	AR	210	U
1	AR	211	A
1	AR	213	A
1	AR	218	G
1	AR	219	A
1	AR	224	C
1	AR	231	G
1	AR	234	G
1	AR	240	U
1	AR	241	G
1	AR	243	G
1	AR	245	U
1	AR	249	U
1	AR	250	U
1	AR	251	G
1	AR	252	U
1	AR	253	A
1	AR	269	G
1	AR	286	U
1	AR	295	A
1	AR	298	U
1	AR	315	C
1	AR	316	U
1	AR	323	A
1	AR	329	U
1	AR	339	C
1	AR	349	A
1	AR	350	C
1	AR	351	A
1	AR	370	U
1	AR	376	G
1	AR	390	G
1	AR	398	A
1	AR	399	A
1	AR	401	U
1	AR	402	A
1	AR	403	C
1	AR	404	G

Continued on next page...

Continued from previous page...

Mol	Chain	Res	Type
1	AR	421	G
1	AR	422	A
1	AR	436	A
1	AR	439	C
1	AR	440	A
1	AR	495	G
1	AR	503	C
1	AR	516	A
1	AR	520	U
1	AR	521	A
1	AR	523	A
1	AR	535	G
1	AR	543	C
1	AR	544	C
1	AR	546	C
1	AR	549	U
1	AR	551	A
1	AR	552	G
1	AR	555	U
1	AR	557	A
1	AR	559	A
1	AR	578	A
1	AR	579	G
1	AR	588	G
1	AR	589	A
1	AR	592	A
1	AR	600	G
1	AR	604	G
1	AR	609	G
1	AR	611	A
1	AR	612	U
1	AR	620	U
1	AR	621	A
1	AR	623	U
1	AR	637	C
1	AR	638	C
1	AR	649	A
1	AR	660	A
1	AR	677	A
1	AR	681	U
1	AR	683	U
1	AR	691	A

Continued on next page...

Continued from previous page...

Mol	Chain	Res	Type
1	AR	705	A
1	AR	712	G
1	AR	715	A
1	AR	716	A
1	AR	726	G
1	AR	727	G
1	AR	764	U
1	AR	766	U
1	AR	767	U
1	AR	776	U
1	AR	777	U
1	AR	780	A
1	AR	781	G
1	AR	785	G
1	AR	799	G
1	AR	800	G
1	AR	806	A
1	AR	816	A
1	AR	817	A
1	AR	830	A
1	AR	849	C
1	AR	861	C
1	AR	869	G
1	AR	874	U
1	AR	879	U
1	AR	890	C
1	AR	894	G
1	AR	896	A
1	AR	907	G
1	AR	908	G
1	AR	910	G
1	AR	914	A
1	AR	916	G
1	AR	917	A
1	AR	921	A
1	AR	923	C
1	AR	937	G
1	AR	944	C
1	AR	959	C
1	AR	960	U
1	AR	964	G
1	AR	974	G

Continued on next page...

Continued from previous page...

Mol	Chain	Res	Type
1	AR	979	U
1	AR	980	A
1	AR	981	U
1	AR	982	C
1	AR	994	G
1	AR	1000	C
1	AR	1002	A
1	AR	1006	A
1	AR	1010	G
1	AR	1015	U
1	AR	1017	C
1	AR	1018	G
1	AR	1020	G
1	AR	1021	G
1	AR	1024	G
1	AR	1029	G
1	AR	1036	A
1	AR	1047	A
1	AR	1049	C
1	AR	1064	A
1	AR	1065	A
1	AR	1072	G
1	AR	1081	U
1	AR	1082	U
1	AR	1093	A
1	AR	1094	U
1	AR	1095	U
1	AR	1096	U
1	AR	1097	G
1	AR	1098	A
1	AR	1103	A
1	AR	1104	G
1	AR	1117	G
1	AR	1131	G
1	AR	1134	G
1	AR	1153	A
1	AR	1159	A
1	AR	1160	C
1	AR	1180	A
1	AR	1181	U
1	AR	1191	U
1	AR	1192	C

Continued on next page...

Continued from previous page...

Mol	Chain	Res	Type
1	AR	1201	C
1	AR	1202	A
1	AR	1209	G
1	AR	1217	A
1	AR	1222	G
1	AR	1235	U
1	AR	1236	G
1	AR	1237	G
1	AR	1239	C
1	AR	1241	U
1	AR	1242	G
1	AR	1245	A
1	AR	1246	G
1	AR	1258	U
1	AR	1262	G
1	AR	1263	A
1	AR	1264	G
1	AR	1266	G
1	AR	1285	G
1	AR	1292	C
1	AR	1294	A
1	AR	1307	G
1	AR	1308	A
1	AR	1309	U
1	AR	1313	G
1	AR	1330	A
1	AR	1332	A
1	AR	1348	U
1	AR	1349	G
1	AR	1351	U
1	AR	1352	A
1	AR	1353	U
1	AR	1355	A
1	AR	1356	U
1	AR	1357	G
1	AR	1385	C
1	AR	1386	A
1	AR	1391	C
1	AR	1392	G
1	AR	1399	A
1	AR	1400	G
1	AR	1419	A

Continued on next page...

Continued from previous page...

Mol	Chain	Res	Type
1	AR	1428	A
1	AR	1431	G
1	AR	1432	C
1	AR	1434	G
1	AR	1437	C
1	AR	1438	U
1	AR	1446	A
1	AR	1450	G
1	AR	1455	U
1	AR	1468	A
1	AR	1481	A
1	AR	1482	A
1	AR	1488	G
1	AR	1490	A
1	AR	1496	C
1	AR	1508	C
1	AR	1527	C
1	AR	1533	U
1	AR	1536	G
1	AR	1549	U
1	AR	1555	U
1	AR	1556	C
1	AR	1560	G
1	AR	1562	C
1	AR	1563	C
1	AR	1567	U
1	AR	1568	U
1	AR	1569	U
1	AR	1570	U
1	AR	1572	U
1	AR	1576	G
1	AR	1579	C
1	AR	1580	A
1	AR	1581	C
1	AR	1582	C
1	AR	1583	A
1	AR	1584	U
1	AR	1587	A
1	AR	1589	A
1	AR	1607	U
1	AR	1620	U
1	AR	1629	U

Continued on next page...

Continued from previous page...

Mol	Chain	Res	Type
1	AR	1639	C
1	AR	1643	A
1	AR	1645	U
1	AR	1657	C
1	AR	1683	A
1	AR	1717	U
1	AR	1724	U
1	AR	1725	C
1	AR	1736	G
1	AR	1741	A
1	AR	1750	A
1	AR	1751	G
1	AR	1762	C
1	AR	1765	U
1	AR	1766	G
1	AR	1769	G
1	AR	1770	G
1	AR	1780	G
1	AR	1793	C
1	AR	1795	U
1	AR	1797	A
1	AR	1810	A
1	AR	1812	G
1	AR	1814	A
1	AR	1815	U
1	AR	1816	A
1	AR	1817	G
1	AR	1819	U
1	AR	1820	U
1	AR	1821	U
1	AR	1835	A
1	AR	1839	A
1	AR	1841	A
1	AR	1842	A
1	AR	1846	C
1	AR	1849	C
1	AR	1850	A
1	AR	1878	G
1	AR	1880	U
1	AR	1886	A
1	AR	1895	A
1	AR	1906	G

Continued on next page...

Continued from previous page...

Mol	Chain	Res	Type
1	AR	1952	G
1	AR	1953	G
1	AR	1954	G
1	AR	2094	C
1	AR	2101	C
1	AR	2102	U
1	AR	2112	U
1	AR	2113	A
1	AR	2114	C
1	AR	2121	G
1	AR	2122	G
1	AR	2126	A
1	AR	2131	A
1	AR	2144	A
1	AR	2149	A
1	AR	2155	G
1	AR	2158	A
1	AR	2169	G
1	AR	2174	G
1	AR	2187	G
1	AR	2188	A
1	AR	2205	U
1	AR	2210	G
1	AR	2223	A
1	AR	2225	U
1	AR	2228	A
1	AR	2244	A
1	AR	2252	A
1	AR	2253	G
1	AR	2254	U
1	AR	2255	A
1	AR	2256	A
1	AR	2261	G
1	AR	2264	U
1	AR	2269	U
1	AR	2270	A
1	AR	2273	G
1	AR	2279	A
1	AR	2281	A
1	AR	2282	U
1	AR	2283	G
1	AR	2288	G

Continued on next page...

Continued from previous page...

Mol	Chain	Res	Type
1	AR	2298	U
1	AR	2307	G
1	AR	2310	U
1	AR	2313	A
1	AR	2314	U
1	AR	2315	G
1	AR	2334	U
1	AR	2336	U
1	AR	2372	A
1	AR	2373	A
1	AR	2374	C
1	AR	2375	G
1	AR	2385	G
1	AR	2393	G
1	AR	2394	G
1	AR	2397	A
1	AR	2401	A
1	AR	2402	A
1	AR	2403	G
1	AR	2404	A
1	AR	2411	U
1	AR	2418	G
1	AR	2419	A
1	AR	2443	A
1	AR	2444	C
1	AR	2445	A
1	AR	2502	A
1	AR	2503	G
1	AR	2504	U
1	AR	2508	U
1	AR	2511	A
1	AR	2514	U
1	AR	2515	A
1	AR	2522	G
1	AR	2523	A
1	AR	2530	G
1	AR	2531	C
1	AR	2532	U
1	AR	2533	G
1	AR	2536	A
1	AR	2537	U
1	AR	2538	U

Continued on next page...

Continued from previous page...

Mol	Chain	Res	Type
1	AR	2539	C
1	AR	2540	A
1	AR	2541	U
1	AR	2542	U
1	AR	2543	U
1	AR	2547	A
1	AR	2549	G
1	AR	2552	C
1	AR	2554	A
1	AR	2555	G
1	AR	2561	A
1	AR	2569	A
1	AR	2570	U
1	AR	2571	U
1	AR	2572	C
1	AR	2573	G
1	AR	2581	U
1	AR	2585	G
1	AR	2589	G
1	AR	2593	A
1	AR	2594	C
1	AR	2606	G
1	AR	2607	G
1	AR	2614	G
1	AR	2619	G
1	AR	2638	C
1	AR	2652	U
1	AR	2656	A
1	AR	2657	A
1	AR	2674	A
1	AR	2677	G
1	AR	2689	A
1	AR	2691	A
1	AR	2694	A
1	AR	2696	A
1	AR	2705	A
1	AR	2714	G
1	AR	2727	A
1	AR	2728	G
1	AR	2729	U
1	AR	2740	A
1	AR	2752	U

Continued on next page...

Continued from previous page...

Mol	Chain	Res	Type
1	AR	2753	G
1	AR	2762	A
1	AR	2771	U
1	AR	2772	C
1	AR	2777	G
1	AR	2778	G
1	AR	2791	G
1	AR	2796	G
1	AR	2800	G
1	AR	2801	A
1	AR	2810	C
1	AR	2814	G
1	AR	2816	G
1	AR	2817	A
1	AR	2818	U
1	AR	2829	U
1	AR	2842	U
1	AR	2843	U
1	AR	2845	A
1	AR	2859	U
1	AR	2860	U
1	AR	2867	C
1	AR	2871	G
1	AR	2872	A
1	AR	2873	U
1	AR	2880	U
1	AR	2887	A
1	AR	2896	A
1	AR	2899	C
1	AR	2923	U
1	AR	2929	C
1	AR	2935	U
1	AR	2936	A
1	AR	2945	G
1	AR	2947	G
1	AR	2951	G
1	AR	2954	U
1	AR	2957	G
1	AR	2971	A
1	AR	2983	C
1	AR	2990	G
1	AR	2996	U

Continued on next page...

Continued from previous page...

Mol	Chain	Res	Type
1	AR	2997	G
1	AR	3012	A
1	AR	3049	A
1	AR	3055	U
1	AR	3056	U
1	AR	3059	G
1	AR	3078	U
1	AR	3079	U
1	AR	3081	C
1	AR	3086	A
1	AR	3092	C
1	AR	3100	U
1	AR	3104	U
1	AR	3122	A
1	AR	3130	A
1	AR	3131	U
1	AR	3142	A
1	AR	3143	C
1	AR	3151	U
1	AR	3153	U
1	AR	3154	C
1	AR	3155	U
1	AR	3156	U
1	AR	3157	U
1	AR	3165	A
1	AR	3167	A
1	AR	3168	A
1	AR	3170	A
1	AR	3173	G
1	AR	3174	A
1	AR	3176	G
1	AR	3179	U
1	AR	3181	C
1	AR	3187	A
1	AR	3195	U
1	AR	3197	G
1	AR	3198	U
1	AR	3199	G
1	AR	3207	U
1	AR	3210	A
1	AR	3217	C
1	AR	3218	A

Continued on next page...

Continued from previous page...

Mol	Chain	Res	Type
1	AR	3219	G
1	AR	3223	A
1	AR	3224	G
1	AR	3228	C
1	AR	3229	G
1	AR	3235	C
1	AR	3245	A
1	AR	3246	G
1	AR	3247	G
1	AR	3253	G
1	AR	3259	U
1	AR	3269	U
1	AR	3270	U
1	AR	3276	G
1	AR	3277	U
1	AR	3281	U
1	AR	3286	G
1	AR	3289	G
1	AR	3294	A
1	AR	3295	A
1	AR	3304	U
1	AR	3313	U
1	AR	3316	A
1	AR	3317	U
1	AR	3318	G
1	AR	3319	U
1	AR	3320	A
1	AR	3330	A
1	AR	3333	G
1	AR	3341	U
1	AR	3345	G
1	AR	3347	A
1	AR	3350	C
1	AR	3351	U
1	AR	3352	U
1	AR	3353	G
1	AR	3354	U
1	AR	3355	U
1	AR	3356	G
1	AR	3359	A
1	AR	3369	G
1	AR	3375	A

Continued on next page...

Continued from previous page...

Mol	Chain	Res	Type
1	AR	3376	A
1	AR	3378	C
1	AR	3389	U
1	AR	3390	G
1	AR	3396	U
2	AS	18	C
2	AS	22	A
2	AS	26	C
2	AS	33	U
2	AS	41	G
2	AS	53	U
2	AS	54	U
2	AS	60	G
2	AS	65	G
2	AS	73	C
2	AS	74	C
2	AS	99	G
2	AS	102	A
2	AS	112	G
2	AS	121	U
3	AT	2	A
3	AT	21	C
3	AT	34	U
3	AT	35	C
3	AT	48	A
3	AT	59	A
3	AT	62	C
3	AT	63	G
3	AT	80	A
3	AT	81	U
3	AT	82	U
3	AT	83	C
3	AT	85	G
3	AT	86	U
3	AT	87	G
3	AT	90	U
3	AT	95	G
3	AT	97	A
3	AT	99	C
3	AT	104	A
3	AT	106	C
3	AT	111	A

Continued on next page...

Continued from previous page...

Mol	Chain	Res	Type
3	AT	113	U
3	AT	125	U
3	AT	126	A
3	AT	151	C
3	AT	152	G
3	AT	155	A
25	A	2	A
25	A	4	C
25	A	25	C
25	A	26	A
25	A	27	U
25	A	34	G
25	A	45	U
25	A	46	A
25	A	47	A
25	A	57	G
25	A	60	U
25	A	67	A
25	A	68	A
25	A	69	G
25	A	72	A
25	A	73	U
25	A	74	U
25	A	75	U
25	A	95	G
25	A	104	A
25	A	111	U
25	A	114	C
25	A	116	U
25	A	130	C
25	A	131	C
25	A	132	U
25	A	133	U
25	A	134	U
25	A	135	A
25	A	136	C
25	A	137	U
25	A	140	A
25	A	141	U
25	A	144	U
25	A	145	A
25	A	146	U

Continued on next page...

Continued from previous page...

Mol	Chain	Res	Type
25	A	153	G
25	A	158	U
25	A	159	U
25	A	176	C
25	A	178	U
25	A	185	U
25	A	186	C
25	A	187	G
25	A	188	A
25	A	190	C
25	A	191	C
25	A	192	U
25	A	193	U
25	A	194	U
25	A	195	G
25	A	196	G
25	A	197	A
25	A	200	A
25	A	215	A
25	A	218	A
25	A	219	A
25	A	220	A
25	A	226	A
25	A	228	G
25	A	229	U
25	A	233	C
25	A	234	G
25	A	235	G
25	A	238	U
25	A	239	C
25	A	240	U
25	A	241	U
25	A	242	U
25	A	250	C
25	A	260	U
25	A	261	U
25	A	262	U
25	A	265	A
25	A	271	A
25	A	272	U
25	A	277	U
25	A	278	U

Continued on next page...

Continued from previous page...

Mol	Chain	Res	Type
25	A	279	G
25	A	280	U
25	A	281	G
25	A	288	A
25	A	290	G
25	A	299	A
25	A	302	U
25	A	308	C
25	A	309	C
25	A	314	C
25	A	316	A
25	A	319	U
25	A	321	C
25	A	333	A
25	A	337	G
25	A	338	C
25	A	352	A
25	A	359	A
25	A	360	A
25	A	361	C
25	A	378	A
25	A	390	G
25	A	400	A
25	A	401	A
25	A	402	C
25	A	404	G
25	A	416	A
25	A	418	G
25	A	424	C
25	A	425	A
25	A	426	G
25	A	434	G
25	A	437	A
25	A	439	U
25	A	440	U
25	A	444	C
25	A	448	C
25	A	468	A
25	A	469	C
25	A	477	A
25	A	484	C
25	A	485	A

Continued on next page...

Continued from previous page...

Mol	Chain	Res	Type
25	A	488	G
25	A	493	U
25	A	494	U
25	A	495	C
25	A	496	G
25	A	497	G
25	A	498	G
25	A	499	U
25	A	500	C
25	A	502	U
25	A	504	U
25	A	505	A
25	A	506	A
25	A	507	U
25	A	510	G
25	A	511	A
25	A	512	A
25	A	513	U
25	A	514	G
25	A	515	A
25	A	527	A
25	A	532	U
25	A	536	C
25	A	537	G
25	A	538	A
25	A	539	G
25	A	540	G
25	A	541	A
25	A	542	A
25	A	543	C
25	A	544	A
25	A	555	A
25	A	556	A
25	A	557	G
25	A	558	U
25	A	565	C
25	A	579	A
25	A	580	A
25	A	594	A
25	A	595	G
25	A	596	C
25	A	611	U

Continued on next page...

Continued from previous page...

Mol	Chain	Res	Type
25	A	619	A
25	A	620	A
25	A	621	A
25	A	622	A
25	A	623	A
25	A	624	G
25	A	639	U
25	A	650	U
25	A	653	C
25	A	654	C
25	A	656	G
25	A	658	C
25	A	677	G
25	A	680	U
25	A	684	A
25	A	685	A
25	A	686	C
25	A	694	U
25	A	696	C
25	A	697	C
25	A	700	C
25	A	702	G
25	A	703	G
25	A	704	C
25	A	705	U
25	A	707	A
25	A	708	C
25	A	709	C
25	A	710	U
25	A	711	U
25	A	712	G
25	A	714	G
25	A	717	C
25	A	718	U
25	A	719	U
25	A	720	G
25	A	721	U
25	A	722	G
25	A	723	G
25	A	725	U
25	A	727	U
25	A	730	G

Continued on next page...

Continued from previous page...

Mol	Chain	Res	Type
25	A	731	C
25	A	732	G
25	A	733	A
25	A	734	A
25	A	735	C
25	A	736	C
25	A	737	A
25	A	738	G
25	A	742	U
25	A	743	U
25	A	754	A
25	A	755	A
25	A	756	A
25	A	765	G
25	A	766	U
25	A	774	A
25	A	775	G
25	A	778	G
25	A	781	U
25	A	782	U
25	A	783	G
25	A	784	C
25	A	787	G
25	A	789	A
25	A	794	U
25	A	812	A
25	A	815	G
25	A	816	G
25	A	818	C
25	A	819	G
25	A	820	U
25	A	821	U
25	A	824	G
25	A	830	U
25	A	831	U
25	A	833	U
25	A	856	A
25	A	860	U
25	A	863	A
25	A	864	U
25	A	886	U
25	A	898	A

Continued on next page...

Continued from previous page...

Mol	Chain	Res	Type
25	A	912	U
25	A	913	G
25	A	914	G
25	A	915	A
25	A	916	U
25	A	933	A
25	A	935	U
25	A	942	G
25	A	951	A
25	A	960	U
25	A	966	A
25	A	988	A
25	A	992	A
25	A	993	A
25	A	1003	A
25	A	1004	U
25	A	1005	A
25	A	1025	A
25	A	1026	A
25	A	1028	C
25	A	1039	A
25	A	1040	G
25	A	1052	U
25	A	1053	G
25	A	1058	U
25	A	1060	U
25	A	1061	A
25	A	1074	G
25	A	1079	U
25	A	1082	C
25	A	1086	A
25	A	1091	A
25	A	1092	A
25	A	1093	A
25	A	1096	C
25	A	1097	U
25	A	1100	G
25	A	1101	G
25	A	1109	G
25	A	1138	A
25	A	1139	A
25	A	1146	G

Continued on next page...

Continued from previous page...

Mol	Chain	Res	Type
25	A	1151	A
25	A	1157	A
25	A	1158	C
25	A	1160	A
25	A	1167	G
25	A	1185	U
25	A	1191	U
25	A	1194	A
25	A	1196	A
25	A	1197	C
25	A	1199	G
25	A	1200	G
25	A	1202	A
25	A	1207	C
25	A	1208	A
25	A	1217	A
25	A	1218	G
25	A	1227	A
25	A	1229	G
25	A	1243	G
25	A	1244	A
25	A	1245	G
25	A	1251	U
25	A	1252	C
25	A	1275	A
25	A	1286	U
25	A	1314	U
25	A	1315	U
25	A	1316	G
25	A	1321	A
25	A	1339	C
25	A	1340	U
25	A	1341	A
25	A	1344	A
25	A	1345	A
25	A	1357	A
25	A	1362	U
25	A	1363	U
25	A	1364	G
25	A	1370	U
25	A	1371	A
25	A	1383	G

Continued on next page...

Continued from previous page...

Mol	Chain	Res	Type
25	A	1390	U
25	A	1398	U
25	A	1399	C
25	A	1400	A
25	A	1412	G
25	A	1413	U
25	A	1414	U
25	A	1415	U
25	A	1418	G
25	A	1427	A
25	A	1428	G
25	A	1431	C
25	A	1446	A
25	A	1459	C
25	A	1461	C
25	A	1471	A
25	A	1473	U
25	A	1474	G
25	A	1475	A
25	A	1482	C
25	A	1486	G
25	A	1489	U
25	A	1490	C
25	A	1491	U
25	A	1492	A
25	A	1493	A
25	A	1506	G
25	A	1516	A
25	A	1517	U
25	A	1521	G
25	A	1523	G
25	A	1524	A
25	A	1535	U
25	A	1536	G
25	A	1537	C
25	A	1538	U
25	A	1542	G
25	A	1557	U
25	A	1559	A
25	A	1569	A
25	A	1572	G
25	A	1574	G

Continued on next page...

Continued from previous page...

Mol	Chain	Res	Type
25	A	1584	G
25	A	1601	G
25	A	1614	A
25	A	1616	G
25	A	1619	C
25	A	1626	U
25	A	1631	A
25	A	1634	C
25	A	1635	A
25	A	1657	U
25	A	1658	G
25	A	1683	C
25	A	1684	U
25	A	1698	G
25	A	1699	G
25	A	1700	C
25	A	1701	A
25	A	1702	A
25	A	1703	C
25	A	1711	C
25	A	1712	A
25	A	1713	G
25	A	1715	G
25	A	1731	A
25	A	1732	A
25	A	1760	G
25	A	1762	A
25	A	1766	A
25	A	1769	U
25	A	1780	G
25	A	1782	A
25	A	1783	C
25	A	1792	G
25	A	1793	G
25	A	1794	A
25	A	1795	U
25	A	1796	C

All (186) RNA pucker outliers are listed below:

Mol	Chain	Res	Type
1	1	43	A

Continued on next page...

Continued from previous page...

Mol	Chain	Res	Type
1	1	65	A
1	1	210	U
1	1	239	G
1	1	282	G
1	1	547	G
1	1	588	G
1	1	763	G
1	1	873	C
1	1	916	G
1	1	979	U
1	1	981	U
1	1	993	G
1	1	1064	A
1	1	1094	U
1	1	1097	G
1	1	1103	A
1	1	1273	A
1	1	1307	G
1	1	1329	U
1	1	1352	A
1	1	1355	A
1	1	1554	U
1	1	1562	C
1	1	1568	U
1	1	1716	U
1	1	1816	A
1	1	1820	U
1	1	2101	C
1	1	2112	U
1	1	2209	U
1	1	2227	C
1	1	2249	G
1	1	2372	A
1	1	2418	G
1	1	2525	G
1	1	2537	U
1	1	2541	U
1	1	2593	A
1	1	2801	A
1	1	2818	U
1	1	3078	U
1	1	3121	U

Continued on next page...

Continued from previous page...

Mol	Chain	Res	Type
1	1	3218	A
1	1	3228	C
1	1	3269	U
1	1	3275	U
1	1	3319	U
1	1	3350	C
1	1	3351	U
1	1	3353	G
3	4	85	G
3	4	125	U
25	6	25	C
25	6	114	C
25	6	139	C
25	6	158	U
25	6	187	G
25	6	217	A
25	6	272	U
25	6	400	A
25	6	417	A
25	6	512	A
25	6	542	A
25	6	558	U
25	6	755	A
25	6	829	A
25	6	834	G
25	6	913	G
25	6	1051	G
25	6	1058	U
25	6	1081	A
25	6	1097	U
25	6	1244	A
25	6	1255	G
25	6	1344	A
25	6	1481	C
25	6	1489	U
25	6	1535	U
25	6	1568	C
25	6	1573	A
25	6	1620	C
25	6	1657	U
1	AR	210	U
1	AR	588	G

Continued on next page...

Continued from previous page...

Mol	Chain	Res	Type
1	AR	637	C
1	AR	715	A
1	AR	873	C
1	AR	916	G
1	AR	979	U
1	AR	981	U
1	AR	993	G
1	AR	1064	A
1	AR	1097	G
1	AR	1103	A
1	AR	1190	A
1	AR	1238	C
1	AR	1241	U
1	AR	1284	C
1	AR	1307	G
1	AR	1329	U
1	AR	1331	U
1	AR	1352	A
1	AR	1355	A
1	AR	1481	A
1	AR	1514	G
1	AR	1554	U
1	AR	1562	C
1	AR	1792	C
1	AR	1815	U
1	AR	1816	A
1	AR	1820	U
1	AR	1846	C
1	AR	2101	C
1	AR	2112	U
1	AR	2209	U
1	AR	2252	A
1	AR	2255	A
1	AR	2260	U
1	AR	2269	U
1	AR	2418	G
1	AR	2537	U
1	AR	2541	U
1	AR	2801	A
1	AR	2818	U
1	AR	3078	U
1	AR	3121	U

Continued on next page...

Continued from previous page...

Mol	Chain	Res	Type
1	AR	3218	A
1	AR	3228	C
1	AR	3269	U
1	AR	3276	G
1	AR	3319	U
1	AR	3350	C
1	AR	3375	A
2	AS	52	G
2	AS	111	U
3	AT	82	U
3	AT	85	G
3	AT	125	U
25	A	25	C
25	A	45	U
25	A	68	A
25	A	73	U
25	A	130	C
25	A	131	C
25	A	139	C
25	A	158	U
25	A	187	G
25	A	218	A
25	A	240	U
25	A	278	U
25	A	280	U
25	A	417	A
25	A	497	G
25	A	499	U
25	A	501	U
25	A	503	G
25	A	512	A
25	A	555	A
25	A	685	A
25	A	704	C
25	A	720	G
25	A	721	U
25	A	755	A
25	A	782	U
25	A	811	A
25	A	829	A
25	A	913	G
25	A	1051	G

Continued on next page...

Continued from previous page...

Mol	Chain	Res	Type
25	A	1081	A
25	A	1157	A
25	A	1196	A
25	A	1207	C
25	A	1226	A
25	A	1244	A
25	A	1250	U
25	A	1339	C
25	A	1344	A
25	A	1370	U
25	A	1481	C
25	A	1568	C
25	A	1573	A
25	A	1615	C
25	A	1657	U
25	A	1698	G
25	A	1761	U

5.4 Non-standard residues in protein, DNA, RNA chains [i](#)

There are no non-standard protein/DNA/RNA residues in this entry.

5.5 Carbohydrates [i](#)

There are no carbohydrates in this entry.

5.6 Ligand geometry [i](#)

Of 2494 ligands modelled in this entry, 1422 are monoatomic - leaving 1072 for Mogul analysis.

In the following table, the Counts columns list the number of bonds (or angles) for which Mogul statistics could be retrieved, the number of bonds (or angles) that are observed in the model and the number of bonds (or angles) that are defined in the Chemical Component Dictionary. The Link column lists molecule types, if any, to which the group is linked. The Z score for a bond length (or angle) is the number of standard deviations the observed value is removed from the expected value. A bond length (or angle) with $|Z| > 2$ is considered an outlier worth inspection. RMSZ is the root-mean-square of all Z scores of the bond lengths (or angles).

Mol	Type	Chain	Res	Link	Bond lengths			Bond angles		
					Counts	RMSZ	$\# Z > 2$	Counts	RMSZ	$\# Z > 2$
84	OHX	1	3401	-	0,6,6	0.00	-	0,15,15	0.00	-

Mol	Type	Chain	Res	Link	Bond lengths			Bond angles		
					Counts	RMSZ	# Z > 2	Counts	RMSZ	# Z > 2
84	OHX	1	3402	-	0,6,6	0.00	-	0,15,15	0.00	-
84	OHX	1	3403	-	0,6,6	0.00	-	0,15,15	0.00	-
84	OHX	1	3404	-	0,6,6	0.00	-	0,15,15	0.00	-
84	OHX	1	3405	-	0,6,6	0.00	-	0,15,15	0.00	-
84	OHX	1	3406	-	0,6,6	0.00	-	0,15,15	0.00	-
84	OHX	1	3407	-	0,6,6	0.00	-	0,15,15	0.00	-
84	OHX	1	3408	-	0,6,6	0.00	-	0,15,15	0.00	-
84	OHX	1	3409	-	0,6,6	0.00	-	0,15,15	0.00	-
84	OHX	1	3410	-	0,6,6	0.00	-	0,15,15	0.00	-
84	OHX	1	3411	-	0,6,6	0.00	-	0,15,15	0.00	-
84	OHX	1	3412	-	0,6,6	0.00	-	0,15,15	0.00	-
84	OHX	1	3413	-	0,6,6	0.00	-	0,15,15	0.00	-
84	OHX	1	3414	-	0,6,6	0.00	-	0,15,15	0.00	-
84	OHX	1	3415	-	0,6,6	0.00	-	0,15,15	0.00	-
84	OHX	1	3416	-	0,6,6	0.00	-	0,15,15	0.00	-
84	OHX	1	3417	-	0,6,6	0.00	-	0,15,15	0.00	-
84	OHX	1	3418	-	0,6,6	0.00	-	0,15,15	0.00	-
84	OHX	1	3419	-	0,6,6	0.00	-	0,15,15	0.00	-
84	OHX	1	3420	-	0,6,6	0.00	-	0,15,15	0.00	-
84	OHX	1	3421	-	0,6,6	0.00	-	0,15,15	0.00	-
84	OHX	1	3422	-	0,6,6	0.00	-	0,15,15	0.00	-
84	OHX	1	3423	-	0,6,6	0.00	-	0,15,15	0.00	-
84	OHX	1	3424	-	0,6,6	0.00	-	0,15,15	0.00	-
84	OHX	1	3425	-	0,6,6	0.00	-	0,15,15	0.00	-
84	OHX	1	3426	-	0,6,6	0.00	-	0,15,15	0.00	-
84	OHX	1	3427	-	0,6,6	0.00	-	0,15,15	0.00	-
84	OHX	1	3428	-	0,6,6	0.00	-	0,15,15	0.00	-
84	OHX	1	3429	-	0,6,6	0.00	-	0,15,15	0.00	-
84	OHX	1	3430	-	0,6,6	0.00	-	0,15,15	0.00	-
84	OHX	1	3431	-	0,6,6	0.00	-	0,15,15	0.00	-
84	OHX	1	3432	-	0,6,6	0.00	-	0,15,15	0.00	-
84	OHX	1	3433	-	0,6,6	0.00	-	0,15,15	0.00	-
84	OHX	1	3434	-	0,6,6	0.00	-	0,15,15	0.00	-
84	OHX	1	3435	-	0,6,6	0.00	-	0,15,15	0.00	-
84	OHX	1	3436	-	0,6,6	0.00	-	0,15,15	0.00	-
84	OHX	1	3437	-	0,6,6	0.00	-	0,15,15	0.00	-
84	OHX	1	3438	-	0,6,6	0.00	-	0,15,15	0.00	-
84	OHX	1	3439	-	0,6,6	0.00	-	0,15,15	0.00	-
84	OHX	1	3440	-	0,6,6	0.00	-	0,15,15	0.00	-
84	OHX	1	3441	-	0,6,6	0.00	-	0,15,15	0.00	-
84	OHX	1	3442	-	0,6,6	0.00	-	0,15,15	0.00	-
84	OHX	1	3443	-	0,6,6	0.00	-	0,15,15	0.00	-
84	OHX	1	3444	-	0,6,6	0.00	-	0,15,15	0.00	-

Mol	Type	Chain	Res	Link	Bond lengths			Bond angles		
					Counts	RMSZ	# Z > 2	Counts	RMSZ	# Z > 2
84	OHX	1	3445	-	0,6,6	0.00	-	0,15,15	0.00	-
84	OHX	1	3446	-	0,6,6	0.00	-	0,15,15	0.00	-
84	OHX	1	3447	-	0,6,6	0.00	-	0,15,15	0.00	-
84	OHX	1	3448	-	0,6,6	0.00	-	0,15,15	0.00	-
84	OHX	1	3449	-	0,6,6	0.00	-	0,15,15	0.00	-
84	OHX	1	3450	-	0,6,6	0.00	-	0,15,15	0.00	-
84	OHX	1	3451	-	0,6,6	0.00	-	0,15,15	0.00	-
84	OHX	1	3452	-	0,6,6	0.00	-	0,15,15	0.00	-
84	OHX	1	3453	-	0,6,6	0.00	-	0,15,15	0.00	-
84	OHX	1	3454	-	0,6,6	0.00	-	0,15,15	0.00	-
84	OHX	1	3455	-	0,6,6	0.00	-	0,15,15	0.00	-
84	OHX	1	3456	-	0,6,6	0.00	-	0,15,15	0.00	-
84	OHX	1	3457	-	0,6,6	0.00	-	0,15,15	0.00	-
84	OHX	1	3458	-	0,6,6	0.00	-	0,15,15	0.00	-
84	OHX	1	3459	-	0,6,6	0.00	-	0,15,15	0.00	-
84	OHX	1	3460	-	0,6,6	0.00	-	0,15,15	0.00	-
84	OHX	1	3461	-	0,6,6	0.00	-	0,15,15	0.00	-
84	OHX	1	3462	-	0,6,6	0.00	-	0,15,15	0.00	-
84	OHX	1	3463	-	0,6,6	0.00	-	0,15,15	0.00	-
84	OHX	1	3464	-	0,6,6	0.00	-	0,15,15	0.00	-
84	OHX	1	3465	-	0,6,6	0.00	-	0,15,15	0.00	-
84	OHX	1	3466	-	0,6,6	0.00	-	0,15,15	0.00	-
84	OHX	1	3467	-	0,6,6	0.00	-	0,15,15	0.00	-
84	OHX	1	3468	-	0,6,6	0.00	-	0,15,15	0.00	-
84	OHX	1	3469	-	0,6,6	0.00	-	0,15,15	0.00	-
84	OHX	1	3470	-	0,6,6	0.00	-	0,15,15	0.00	-
84	OHX	1	3471	-	0,6,6	0.00	-	0,15,15	0.00	-
84	OHX	1	3472	-	0,6,6	0.00	-	0,15,15	0.00	-
84	OHX	1	3473	-	0,6,6	0.00	-	0,15,15	0.00	-
84	OHX	1	3474	-	0,6,6	0.00	-	0,15,15	0.00	-
84	OHX	1	3475	-	0,6,6	0.00	-	0,15,15	0.00	-
84	OHX	1	3476	-	0,6,6	0.00	-	0,15,15	0.00	-
84	OHX	1	3477	-	0,6,6	0.00	-	0,15,15	0.00	-
84	OHX	1	3478	-	0,6,6	0.00	-	0,15,15	0.00	-
84	OHX	1	3479	-	0,6,6	0.00	-	0,15,15	0.00	-
84	OHX	1	3480	-	0,6,6	0.00	-	0,15,15	0.00	-
84	OHX	1	3481	-	0,6,6	0.00	-	0,15,15	0.00	-
84	OHX	1	3482	-	0,6,6	0.00	-	0,15,15	0.00	-
84	OHX	1	3483	-	0,6,6	0.00	-	0,15,15	0.00	-
84	OHX	1	3484	-	0,6,6	0.00	-	0,15,15	0.00	-
84	OHX	1	3485	-	0,6,6	0.00	-	0,15,15	0.00	-
84	OHX	1	3486	-	0,6,6	0.00	-	0,15,15	0.00	-
84	OHX	1	3487	-	0,6,6	0.00	-	0,15,15	0.00	-

Mol	Type	Chain	Res	Link	Bond lengths			Bond angles		
					Counts	RMSZ	$\# Z > 2$	Counts	RMSZ	$\# Z > 2$
84	OHX	1	3488	-	0,6,6	0.00	-	0,15,15	0.00	-
84	OHX	1	3489	-	0,6,6	0.00	-	0,15,15	0.00	-
84	OHX	1	3490	-	0,6,6	0.00	-	0,15,15	0.00	-
84	OHX	1	3491	-	0,6,6	0.00	-	0,15,15	0.00	-
84	OHX	1	3492	-	0,6,6	0.00	-	0,15,15	0.00	-
84	OHX	1	3493	-	0,6,6	0.00	-	0,15,15	0.00	-
84	OHX	1	3494	-	0,6,6	0.00	-	0,15,15	0.00	-
84	OHX	1	3495	-	0,6,6	0.00	-	0,15,15	0.00	-
84	OHX	1	3496	-	0,6,6	0.00	-	0,15,15	0.00	-
84	OHX	1	3497	-	0,6,6	0.00	-	0,15,15	0.00	-
84	OHX	1	3498	-	0,6,6	0.00	-	0,15,15	0.00	-
84	OHX	1	3499	-	0,6,6	0.00	-	0,15,15	0.00	-
84	OHX	1	3500	-	0,6,6	0.00	-	0,15,15	0.00	-
84	OHX	1	3501	-	0,6,6	0.00	-	0,15,15	0.00	-
84	OHX	1	3502	-	0,6,6	0.00	-	0,15,15	0.00	-
84	OHX	1	3503	-	0,6,6	0.00	-	0,15,15	0.00	-
84	OHX	1	3504	-	0,6,6	0.00	-	0,15,15	0.00	-
84	OHX	1	3505	-	0,6,6	0.00	-	0,15,15	0.00	-
84	OHX	1	3506	-	0,6,6	0.00	-	0,15,15	0.00	-
84	OHX	1	3507	-	0,6,6	0.00	-	0,15,15	0.00	-
84	OHX	1	3508	-	0,6,6	0.00	-	0,15,15	0.00	-
84	OHX	1	3509	-	0,6,6	0.00	-	0,15,15	0.00	-
84	OHX	1	3510	-	0,6,6	0.00	-	0,15,15	0.00	-
84	OHX	1	3511	-	0,6,6	0.00	-	0,15,15	0.00	-
84	OHX	1	3512	-	0,6,6	0.00	-	0,15,15	0.00	-
84	OHX	1	3513	-	0,6,6	0.00	-	0,15,15	0.00	-
84	OHX	1	3514	-	0,6,6	0.00	-	0,15,15	0.00	-
84	OHX	1	3515	-	0,6,6	0.00	-	0,15,15	0.00	-
84	OHX	1	3516	-	0,6,6	0.00	-	0,15,15	0.00	-
84	OHX	1	3517	-	0,6,6	0.00	-	0,15,15	0.00	-
84	OHX	1	3518	-	0,6,6	0.00	-	0,15,15	0.00	-
84	OHX	1	3519	-	0,6,6	0.00	-	0,15,15	0.00	-
84	OHX	1	3520	-	0,6,6	0.00	-	0,15,15	0.00	-
84	OHX	1	3521	-	0,6,6	0.00	-	0,15,15	0.00	-
84	OHX	1	3522	-	0,6,6	0.00	-	0,15,15	0.00	-
84	OHX	1	3523	-	0,6,6	0.00	-	0,15,15	0.00	-
84	OHX	1	3524	-	0,6,6	0.00	-	0,15,15	0.00	-
84	OHX	1	3525	-	0,6,6	0.00	-	0,15,15	0.00	-
84	OHX	1	3526	-	0,6,6	0.00	-	0,15,15	0.00	-
84	OHX	1	3527	-	0,6,6	0.00	-	0,15,15	0.00	-
84	OHX	1	3528	-	0,6,6	0.00	-	0,15,15	0.00	-
84	OHX	1	3529	-	0,6,6	0.00	-	0,15,15	0.00	-
84	OHX	1	3530	-	0,6,6	0.00	-	0,15,15	0.00	-

Mol	Type	Chain	Res	Link	Bond lengths			Bond angles		
					Counts	RMSZ	# Z > 2	Counts	RMSZ	# Z > 2
84	OHX	1	3531	-	0,6,6	0.00	-	0,15,15	0.00	-
84	OHX	1	3532	-	0,6,6	0.00	-	0,15,15	0.00	-
84	OHX	1	3533	-	0,6,6	0.00	-	0,15,15	0.00	-
84	OHX	1	3534	-	0,6,6	0.00	-	0,15,15	0.00	-
84	OHX	1	3535	-	0,6,6	0.00	-	0,15,15	0.00	-
84	OHX	1	3536	-	0,6,6	0.00	-	0,15,15	0.00	-
84	OHX	1	3537	-	0,6,6	0.00	-	0,15,15	0.00	-
84	OHX	1	3538	-	0,6,6	0.00	-	0,15,15	0.00	-
84	OHX	1	3539	-	0,6,6	0.00	-	0,15,15	0.00	-
84	OHX	1	3540	-	0,6,6	0.00	-	0,15,15	0.00	-
84	OHX	1	3541	-	0,6,6	0.00	-	0,15,15	0.00	-
84	OHX	1	3542	-	0,6,6	0.00	-	0,15,15	0.00	-
84	OHX	1	3543	-	0,6,6	0.00	-	0,15,15	0.00	-
84	OHX	1	3544	-	0,6,6	0.00	-	0,15,15	0.00	-
84	OHX	1	3545	-	0,6,6	0.00	-	0,15,15	0.00	-
84	OHX	1	3546	-	0,6,6	0.00	-	0,15,15	0.00	-
84	OHX	1	3547	-	0,6,6	0.00	-	0,15,15	0.00	-
84	OHX	1	3548	-	0,6,6	0.00	-	0,15,15	0.00	-
84	OHX	1	3549	-	0,6,6	0.00	-	0,15,15	0.00	-
84	OHX	1	3550	-	0,6,6	0.00	-	0,15,15	0.00	-
84	OHX	1	3551	-	0,6,6	0.00	-	0,15,15	0.00	-
84	OHX	1	3552	-	0,6,6	0.00	-	0,15,15	0.00	-
84	OHX	1	3553	-	0,6,6	0.00	-	0,15,15	0.00	-
84	OHX	1	3554	-	0,6,6	0.00	-	0,15,15	0.00	-
84	OHX	1	3555	-	0,6,6	0.00	-	0,15,15	0.00	-
84	OHX	1	3556	-	0,6,6	0.00	-	0,15,15	0.00	-
84	OHX	1	3557	-	0,6,6	0.00	-	0,15,15	0.00	-
84	OHX	1	3558	-	0,6,6	0.00	-	0,15,15	0.00	-
84	OHX	1	3559	-	0,6,6	0.00	-	0,15,15	0.00	-
84	OHX	1	3560	-	0,6,6	0.00	-	0,15,15	0.00	-
84	OHX	1	3561	-	0,6,6	0.00	-	0,15,15	0.00	-
84	OHX	1	3562	-	0,6,6	0.00	-	0,15,15	0.00	-
84	OHX	1	3563	-	0,6,6	0.00	-	0,15,15	0.00	-
84	OHX	1	3564	-	0,6,6	0.00	-	0,15,15	0.00	-
84	OHX	1	3565	-	0,6,6	0.00	-	0,15,15	0.00	-
84	OHX	1	3566	-	0,6,6	0.00	-	0,15,15	0.00	-
84	OHX	1	3567	-	0,6,6	0.00	-	0,15,15	0.00	-
84	OHX	1	3568	-	0,6,6	0.00	-	0,15,15	0.00	-
84	OHX	1	3569	-	0,6,6	0.00	-	0,15,15	0.00	-
84	OHX	1	3570	-	0,6,6	0.00	-	0,15,15	0.00	-
84	OHX	1	3571	-	0,6,6	0.00	-	0,15,15	0.00	-
84	OHX	1	3572	-	0,6,6	0.00	-	0,15,15	0.00	-
84	OHX	1	3573	-	0,6,6	0.00	-	0,15,15	0.00	-

Mol	Type	Chain	Res	Link	Bond lengths			Bond angles		
					Counts	RMSZ	# Z > 2	Counts	RMSZ	# Z > 2
84	OHX	1	3574	-	0,6,6	0.00	-	0,15,15	0.00	-
84	OHX	1	3575	-	0,6,6	0.00	-	0,15,15	0.00	-
84	OHX	1	3576	-	0,6,6	0.00	-	0,15,15	0.00	-
84	OHX	1	3577	-	0,6,6	0.00	-	0,15,15	0.00	-
84	OHX	1	3578	-	0,6,6	0.00	-	0,15,15	0.00	-
84	OHX	1	3579	-	0,6,6	0.00	-	0,15,15	0.00	-
84	OHX	1	3580	-	0,6,6	0.00	-	0,15,15	0.00	-
84	OHX	1	3581	-	0,6,6	0.00	-	0,15,15	0.00	-
84	OHX	1	3582	-	0,6,6	0.00	-	0,15,15	0.00	-
84	OHX	1	3583	-	0,6,6	0.00	-	0,15,15	0.00	-
84	OHX	1	3584	-	0,6,6	0.00	-	0,15,15	0.00	-
84	OHX	1	3585	-	0,6,6	0.00	-	0,15,15	0.00	-
84	OHX	1	3586	-	0,6,6	0.00	-	0,15,15	0.00	-
84	OHX	1	3587	-	0,6,6	0.00	-	0,15,15	0.00	-
84	OHX	1	3588	-	0,6,6	0.00	-	0,15,15	0.00	-
84	OHX	1	3589	-	0,6,6	0.00	-	0,15,15	0.00	-
84	OHX	1	3590	-	0,6,6	0.00	-	0,15,15	0.00	-
84	OHX	1	3591	-	0,6,6	0.00	-	0,15,15	0.00	-
84	OHX	1	3592	-	0,6,6	0.00	-	0,15,15	0.00	-
84	OHX	1	3593	-	0,6,6	0.00	-	0,15,15	0.00	-
84	OHX	1	3594	-	0,6,6	0.00	-	0,15,15	0.00	-
84	OHX	1	3595	-	0,6,6	0.00	-	0,15,15	0.00	-
84	OHX	1	3596	-	0,6,6	0.00	-	0,15,15	0.00	-
84	OHX	1	3597	-	0,6,6	0.00	-	0,15,15	0.00	-
84	OHX	1	3598	-	0,6,6	0.00	-	0,15,15	0.00	-
84	OHX	1	3599	-	0,6,6	0.00	-	0,15,15	0.00	-
84	OHX	1	3600	-	0,6,6	0.00	-	0,15,15	0.00	-
84	OHX	1	3601	-	0,6,6	0.00	-	0,15,15	0.00	-
84	OHX	1	3602	-	0,6,6	0.00	-	0,15,15	0.00	-
84	OHX	1	3603	-	0,6,6	0.00	-	0,15,15	0.00	-
84	OHX	1	3604	-	0,6,6	0.00	-	0,15,15	0.00	-
84	OHX	1	3605	-	0,6,6	0.00	-	0,15,15	0.00	-
84	OHX	1	3606	-	0,6,6	0.00	-	0,15,15	0.00	-
84	OHX	1	3607	-	0,6,6	0.00	-	0,15,15	0.00	-
84	OHX	1	3608	-	0,6,6	0.00	-	0,15,15	0.00	-
84	OHX	1	3609	-	0,6,6	0.00	-	0,15,15	0.00	-
84	OHX	1	3610	-	0,6,6	0.00	-	0,15,15	0.00	-
84	OHX	1	3611	-	0,6,6	0.00	-	0,15,15	0.00	-
84	OHX	1	3612	-	0,6,6	0.00	-	0,15,15	0.00	-
84	OHX	1	3613	-	0,6,6	0.00	-	0,15,15	0.00	-
84	OHX	1	3614	-	0,6,6	0.00	-	0,15,15	0.00	-
84	OHX	1	3615	-	0,6,6	0.00	-	0,15,15	0.00	-
84	OHX	1	3616	-	0,6,6	0.00	-	0,15,15	0.00	-

Mol	Type	Chain	Res	Link	Bond lengths			Bond angles		
					Counts	RMSZ	# Z > 2	Counts	RMSZ	# Z > 2
84	OHX	1	3617	-	0,6,6	0.00	-	0,15,15	0.00	-
84	OHX	1	3618	-	0,6,6	0.00	-	0,15,15	0.00	-
84	OHX	1	3619	-	0,6,6	0.00	-	0,15,15	0.00	-
84	OHX	1	3620	-	0,6,6	0.00	-	0,15,15	0.00	-
84	OHX	1	3621	-	0,6,6	0.00	-	0,15,15	0.00	-
84	OHX	1	3622	-	0,6,6	0.00	-	0,15,15	0.00	-
84	OHX	1	3623	-	0,6,6	0.00	-	0,15,15	0.00	-
84	OHX	1	3624	-	0,6,6	0.00	-	0,15,15	0.00	-
84	OHX	1	3625	-	0,6,6	0.00	-	0,15,15	0.00	-
84	OHX	1	3626	-	0,6,6	0.00	-	0,15,15	0.00	-
84	OHX	1	3627	-	0,6,6	0.00	-	0,15,15	0.00	-
84	OHX	1	3628	-	0,6,6	0.00	-	0,15,15	0.00	-
84	OHX	1	3629	-	0,6,6	0.00	-	0,15,15	0.00	-
84	OHX	1	3630	-	0,6,6	0.00	-	0,15,15	0.00	-
84	OHX	1	3631	-	0,6,6	0.00	-	0,15,15	0.00	-
84	OHX	1	3632	-	0,6,6	0.00	-	0,15,15	0.00	-
84	OHX	1	3633	-	0,6,6	0.00	-	0,15,15	0.00	-
84	OHX	1	3634	-	0,6,6	0.00	-	0,15,15	0.00	-
84	OHX	1	3635	-	0,6,6	0.00	-	0,15,15	0.00	-
84	OHX	1	3636	-	0,6,6	0.00	-	0,15,15	0.00	-
84	OHX	1	3637	-	0,6,6	0.00	-	0,15,15	0.00	-
84	OHX	1	3638	-	0,6,6	0.00	-	0,15,15	0.00	-
84	OHX	1	3639	-	0,6,6	0.00	-	0,15,15	0.00	-
84	OHX	1	3640	-	0,6,6	0.00	-	0,15,15	0.00	-
84	OHX	1	3641	-	0,6,6	0.00	-	0,15,15	0.00	-
84	OHX	1	3642	-	0,6,6	0.00	-	0,15,15	0.00	-
84	OHX	1	3643	-	0,6,6	0.00	-	0,15,15	0.00	-
84	OHX	1	3644	-	0,6,6	0.00	-	0,15,15	0.00	-
84	OHX	1	3645	-	0,6,6	0.00	-	0,15,15	0.00	-
84	OHX	1	3646	-	0,6,6	0.00	-	0,15,15	0.00	-
84	OHX	1	3647	-	0,6,6	0.00	-	0,15,15	0.00	-
84	OHX	1	3648	-	0,6,6	0.00	-	0,15,15	0.00	-
84	OHX	1	3649	-	0,6,6	0.00	-	0,15,15	0.00	-
84	OHX	1	3650	-	0,6,6	0.00	-	0,15,15	0.00	-
84	OHX	1	3651	-	0,6,6	0.00	-	0,15,15	0.00	-
84	OHX	1	3652	-	0,6,6	0.00	-	0,15,15	0.00	-
84	OHX	1	3653	-	0,6,6	0.00	-	0,15,15	0.00	-
84	OHX	1	3654	-	0,6,6	0.00	-	0,15,15	0.00	-
84	OHX	1	3655	-	0,6,6	0.00	-	0,15,15	0.00	-
84	OHX	1	3656	-	0,6,6	0.00	-	0,15,15	0.00	-
84	OHX	1	3657	-	0,6,6	0.00	-	0,15,15	0.00	-
84	OHX	1	3658	-	0,6,6	0.00	-	0,15,15	0.00	-
84	OHX	1	3659	-	0,6,6	0.00	-	0,15,15	0.00	-

Mol	Type	Chain	Res	Link	Bond lengths			Bond angles		
					Counts	RMSZ	# Z > 2	Counts	RMSZ	# Z > 2
84	OHX	1	3660	-	0,6,6	0.00	-	0,15,15	0.00	-
84	OHX	1	3661	-	0,6,6	0.00	-	0,15,15	0.00	-
84	OHX	1	3662	-	0,6,6	0.00	-	0,15,15	0.00	-
84	OHX	1	3663	-	0,6,6	0.00	-	0,15,15	0.00	-
84	OHX	1	3664	-	0,6,6	0.00	-	0,15,15	0.00	-
84	OHX	1	3665	-	0,6,6	0.00	-	0,15,15	0.00	-
84	OHX	1	3666	-	0,6,6	0.00	-	0,15,15	0.00	-
84	OHX	1	3667	-	0,6,6	0.00	-	0,15,15	0.00	-
84	OHX	1	3668	-	0,6,6	0.00	-	0,15,15	0.00	-
84	OHX	1	3669	-	0,6,6	0.00	-	0,15,15	0.00	-
84	OHX	1	3670	-	0,6,6	0.00	-	0,15,15	0.00	-
84	OHX	1	3671	-	0,6,6	0.00	-	0,15,15	0.00	-
84	OHX	1	3672	-	0,6,6	0.00	-	0,15,15	0.00	-
84	OHX	1	3673	-	0,6,6	0.00	-	0,15,15	0.00	-
84	OHX	1	3674	-	0,6,6	0.00	-	0,15,15	0.00	-
84	OHX	1	3675	-	0,6,6	0.00	-	0,15,15	0.00	-
84	OHX	1	3676	-	0,6,6	0.00	-	0,15,15	0.00	-
84	OHX	1	3677	-	0,6,6	0.00	-	0,15,15	0.00	-
84	OHX	1	3678	-	0,6,6	0.00	-	0,15,15	0.00	-
84	OHX	1	3679	-	0,6,6	0.00	-	0,15,15	0.00	-
84	OHX	1	3680	-	0,6,6	0.00	-	0,15,15	0.00	-
84	OHX	1	3681	-	0,6,6	0.00	-	0,15,15	0.00	-
84	OHX	1	3682	-	0,6,6	0.00	-	0,15,15	0.00	-
84	OHX	1	3683	-	0,6,6	0.00	-	0,15,15	0.00	-
84	OHX	1	3684	-	0,6,6	0.00	-	0,15,15	0.00	-
84	OHX	1	3685	-	0,6,6	0.00	-	0,15,15	0.00	-
84	OHX	1	3686	-	0,6,6	0.00	-	0,15,15	0.00	-
84	OHX	1	3687	-	0,6,6	0.00	-	0,15,15	0.00	-
84	OHX	1	3688	-	0,6,6	0.00	-	0,15,15	0.00	-
84	OHX	1	3689	-	0,6,6	0.00	-	0,15,15	0.00	-
84	OHX	1	3690	-	0,6,6	0.00	-	0,15,15	0.00	-
84	OHX	1	3691	-	0,6,6	0.00	-	0,15,15	0.00	-
84	OHX	1	3692	-	0,6,6	0.00	-	0,15,15	0.00	-
84	OHX	1	3693	-	0,6,6	0.00	-	0,15,15	0.00	-
84	OHX	1	3694	-	0,6,6	0.00	-	0,15,15	0.00	-
84	OHX	1	3695	-	0,6,6	0.00	-	0,15,15	0.00	-
84	OHX	1	3696	-	0,6,6	0.00	-	0,15,15	0.00	-
84	OHX	1	3697	-	0,6,6	0.00	-	0,15,15	0.00	-
84	OHX	1	3698	-	0,6,6	0.00	-	0,15,15	0.00	-
84	OHX	1	3699	-	0,6,6	0.00	-	0,15,15	0.00	-
84	OHX	1	3700	-	0,6,6	0.00	-	0,15,15	0.00	-
84	OHX	1	3701	-	0,6,6	0.00	-	0,15,15	0.00	-
84	OHX	1	3702	-	0,6,6	0.00	-	0,15,15	0.00	-

Mol	Type	Chain	Res	Link	Bond lengths			Bond angles		
					Counts	RMSZ	# Z > 2	Counts	RMSZ	# Z > 2
84	OHX	1	3703	-	0,6,6	0.00	-	0,15,15	0.00	-
84	OHX	1	3704	-	0,6,6	0.00	-	0,15,15	0.00	-
84	OHX	1	3705	-	0,6,6	0.00	-	0,15,15	0.00	-
84	OHX	1	3706	-	0,6,6	0.00	-	0,15,15	0.00	-
84	OHX	1	3707	-	0,6,6	0.00	-	0,15,15	0.00	-
84	OHX	1	3708	-	0,6,6	0.00	-	0,15,15	0.00	-
84	OHX	1	3709	-	0,6,6	0.00	-	0,15,15	0.00	-
84	OHX	1	3710	-	0,6,6	0.00	-	0,15,15	0.00	-
84	OHX	1	3711	-	0,6,6	0.00	-	0,15,15	0.00	-
84	OHX	1	3712	-	0,6,6	0.00	-	0,15,15	0.00	-
84	OHX	1	3713	-	0,6,6	0.00	-	0,15,15	0.00	-
84	OHX	1	3714	-	0,6,6	0.00	-	0,15,15	0.00	-
84	OHX	1	3715	-	0,6,6	0.00	-	0,15,15	0.00	-
84	OHX	1	3716	-	0,6,6	0.00	-	0,15,15	0.00	-
84	OHX	1	3717	-	0,6,6	0.00	-	0,15,15	0.00	-
84	OHX	1	3718	-	0,6,6	0.00	-	0,15,15	0.00	-
84	OHX	1	3719	-	0,6,6	0.00	-	0,15,15	0.00	-
84	OHX	1	3720	-	0,6,6	0.00	-	0,15,15	0.00	-
84	OHX	1	3721	-	0,6,6	0.00	-	0,15,15	0.00	-
84	OHX	1	3722	-	0,6,6	0.00	-	0,15,15	0.00	-
84	OHX	1	3723	-	0,6,6	0.00	-	0,15,15	0.00	-
84	OHX	1	3724	-	0,6,6	0.00	-	0,15,15	0.00	-
84	OHX	1	3725	-	0,6,6	0.00	-	0,15,15	0.00	-
84	OHX	1	3726	-	0,6,6	0.00	-	0,15,15	0.00	-
84	OHX	1	3727	-	0,6,6	0.00	-	0,15,15	0.00	-
84	OHX	1	3728	-	0,6,6	0.00	-	0,15,15	0.00	-
84	OHX	1	3729	-	0,6,6	0.00	-	0,15,15	0.00	-
84	OHX	1	3730	-	0,6,6	0.00	-	0,15,15	0.00	-
84	OHX	1	3731	-	0,6,6	0.00	-	0,15,15	0.00	-
86	7MB	1	4216	-	16,23,23	1.33	3 (18%)	6,38,38	2.02	2 (33%)
84	OHX	2	201	-	0,6,6	0.00	-	0,15,15	0.00	-
84	OHX	3	201	-	0,6,6	0.00	-	0,15,15	0.00	-
84	OHX	3	202	-	0,6,6	0.00	-	0,15,15	0.00	-
84	OHX	3	203	-	0,6,6	0.00	-	0,15,15	0.00	-
84	OHX	3	204	-	0,6,6	0.00	-	0,15,15	0.00	-
84	OHX	3	205	-	0,6,6	0.00	-	0,15,15	0.00	-
84	OHX	3	206	-	0,6,6	0.00	-	0,15,15	0.00	-
84	OHX	3	207	-	0,6,6	0.00	-	0,15,15	0.00	-
84	OHX	3	208	-	0,6,6	0.00	-	0,15,15	0.00	-
84	OHX	4	201	-	0,6,6	0.00	-	0,15,15	0.00	-
84	OHX	4	202	-	0,6,6	0.00	-	0,15,15	0.00	-
84	OHX	4	203	-	0,6,6	0.00	-	0,15,15	0.00	-
84	OHX	4	204	-	0,6,6	0.00	-	0,15,15	0.00	-

Mol	Type	Chain	Res	Link	Bond lengths			Bond angles		
					Counts	RMSZ	# Z > 2	Counts	RMSZ	# Z > 2
84	OHX	4	205	-	0,6,6	0.00	-	0,15,15	0.00	-
84	OHX	4	206	-	0,6,6	0.00	-	0,15,15	0.00	-
84	OHX	4	207	-	0,6,6	0.00	-	0,15,15	0.00	-
84	OHX	4	208	-	0,6,6	0.00	-	0,15,15	0.00	-
84	OHX	4	209	-	0,6,6	0.00	-	0,15,15	0.00	-
84	OHX	4	210	-	0,6,6	0.00	-	0,15,15	0.00	-
84	OHX	4	211	-	0,6,6	0.00	-	0,15,15	0.00	-
84	OHX	4	212	-	0,6,6	0.00	-	0,15,15	0.00	-
84	OHX	6	1901	-	0,6,6	0.00	-	0,15,15	0.00	-
84	OHX	6	1902	-	0,6,6	0.00	-	0,15,15	0.00	-
84	OHX	6	1903	-	0,6,6	0.00	-	0,15,15	0.00	-
84	OHX	6	1904	-	0,6,6	0.00	-	0,15,15	0.00	-
84	OHX	6	1905	-	0,6,6	0.00	-	0,15,15	0.00	-
84	OHX	6	1906	-	0,6,6	0.00	-	0,15,15	0.00	-
84	OHX	6	1907	-	0,6,6	0.00	-	0,15,15	0.00	-
84	OHX	6	1908	-	0,6,6	0.00	-	0,15,15	0.00	-
84	OHX	6	1909	-	0,6,6	0.00	-	0,15,15	0.00	-
84	OHX	6	1910	-	0,6,6	0.00	-	0,15,15	0.00	-
84	OHX	6	1911	-	0,6,6	0.00	-	0,15,15	0.00	-
84	OHX	6	1912	-	0,6,6	0.00	-	0,15,15	0.00	-
84	OHX	6	1913	-	0,6,6	0.00	-	0,15,15	0.00	-
84	OHX	6	1914	-	0,6,6	0.00	-	0,15,15	0.00	-
84	OHX	6	1915	-	0,6,6	0.00	-	0,15,15	0.00	-
84	OHX	6	1916	-	0,6,6	0.00	-	0,15,15	0.00	-
84	OHX	6	1917	-	0,6,6	0.00	-	0,15,15	0.00	-
84	OHX	6	1918	-	0,6,6	0.00	-	0,15,15	0.00	-
84	OHX	6	1919	-	0,6,6	0.00	-	0,15,15	0.00	-
84	OHX	6	1920	-	0,6,6	0.00	-	0,15,15	0.00	-
84	OHX	6	1921	-	0,6,6	0.00	-	0,15,15	0.00	-
84	OHX	6	1922	-	0,6,6	0.00	-	0,15,15	0.00	-
84	OHX	6	1923	-	0,6,6	0.00	-	0,15,15	0.00	-
84	OHX	6	1924	-	0,6,6	0.00	-	0,15,15	0.00	-
84	OHX	6	1925	-	0,6,6	0.00	-	0,15,15	0.00	-
84	OHX	6	1926	-	0,6,6	0.00	-	0,15,15	0.00	-
84	OHX	6	1927	-	0,6,6	0.00	-	0,15,15	0.00	-
84	OHX	6	1928	-	0,6,6	0.00	-	0,15,15	0.00	-
84	OHX	6	1929	-	0,6,6	0.00	-	0,15,15	0.00	-
84	OHX	6	1930	-	0,6,6	0.00	-	0,15,15	0.00	-
84	OHX	6	1931	-	0,6,6	0.00	-	0,15,15	0.00	-
84	OHX	6	1932	-	0,6,6	0.00	-	0,15,15	0.00	-
84	OHX	6	1933	-	0,6,6	0.00	-	0,15,15	0.00	-
84	OHX	6	1934	-	0,6,6	0.00	-	0,15,15	0.00	-
84	OHX	6	1935	-	0,6,6	0.00	-	0,15,15	0.00	-

Mol	Type	Chain	Res	Link	Bond lengths			Bond angles		
					Counts	RMSZ	# Z > 2	Counts	RMSZ	# Z > 2
84	OHX	6	1936	-	0,6,6	0.00	-	0,15,15	0.00	-
84	OHX	6	1937	-	0,6,6	0.00	-	0,15,15	0.00	-
84	OHX	6	1938	-	0,6,6	0.00	-	0,15,15	0.00	-
84	OHX	6	1939	-	0,6,6	0.00	-	0,15,15	0.00	-
84	OHX	6	1940	-	0,6,6	0.00	-	0,15,15	0.00	-
84	OHX	6	1941	-	0,6,6	0.00	-	0,15,15	0.00	-
84	OHX	6	1942	-	0,6,6	0.00	-	0,15,15	0.00	-
84	OHX	6	1943	-	0,6,6	0.00	-	0,15,15	0.00	-
84	OHX	6	1944	-	0,6,6	0.00	-	0,15,15	0.00	-
84	OHX	6	1945	-	0,6,6	0.00	-	0,15,15	0.00	-
84	OHX	6	1946	-	0,6,6	0.00	-	0,15,15	0.00	-
84	OHX	6	1947	-	0,6,6	0.00	-	0,15,15	0.00	-
84	OHX	6	1948	-	0,6,6	0.00	-	0,15,15	0.00	-
84	OHX	6	1949	-	0,6,6	0.00	-	0,15,15	0.00	-
84	OHX	6	1950	-	0,6,6	0.00	-	0,15,15	0.00	-
84	OHX	6	1951	-	0,6,6	0.00	-	0,15,15	0.00	-
84	OHX	6	1952	-	0,6,6	0.00	-	0,15,15	0.00	-
84	OHX	6	1953	-	0,6,6	0.00	-	0,15,15	0.00	-
84	OHX	6	1954	-	0,6,6	0.00	-	0,15,15	0.00	-
84	OHX	6	1955	-	0,6,6	0.00	-	0,15,15	0.00	-
84	OHX	6	1956	-	0,6,6	0.00	-	0,15,15	0.00	-
84	OHX	6	1957	-	0,6,6	0.00	-	0,15,15	0.00	-
84	OHX	6	1958	-	0,6,6	0.00	-	0,15,15	0.00	-
84	OHX	6	1959	-	0,6,6	0.00	-	0,15,15	0.00	-
84	OHX	6	1960	-	0,6,6	0.00	-	0,15,15	0.00	-
84	OHX	6	1961	-	0,6,6	0.00	-	0,15,15	0.00	-
84	OHX	6	1962	-	0,6,6	0.00	-	0,15,15	0.00	-
84	OHX	6	1963	-	0,6,6	0.00	-	0,15,15	0.00	-
84	OHX	6	1964	-	0,6,6	0.00	-	0,15,15	0.00	-
84	OHX	6	1965	-	0,6,6	0.00	-	0,15,15	0.00	-
84	OHX	6	1966	-	0,6,6	0.00	-	0,15,15	0.00	-
84	OHX	6	1967	-	0,6,6	0.00	-	0,15,15	0.00	-
84	OHX	6	1968	-	0,6,6	0.00	-	0,15,15	0.00	-
84	OHX	6	1969	-	0,6,6	0.00	-	0,15,15	0.00	-
84	OHX	6	1970	-	0,6,6	0.00	-	0,15,15	0.00	-
84	OHX	6	1971	-	0,6,6	0.00	-	0,15,15	0.00	-
84	OHX	6	1972	-	0,6,6	0.00	-	0,15,15	0.00	-
84	OHX	6	1973	-	0,6,6	0.00	-	0,15,15	0.00	-
84	OHX	6	1974	-	0,6,6	0.00	-	0,15,15	0.00	-
84	OHX	6	1975	-	0,6,6	0.00	-	0,15,15	0.00	-
84	OHX	6	1976	-	0,6,6	0.00	-	0,15,15	0.00	-
84	OHX	6	1977	-	0,6,6	0.00	-	0,15,15	0.00	-
84	OHX	6	1978	-	0,6,6	0.00	-	0,15,15	0.00	-

Mol	Type	Chain	Res	Link	Bond lengths			Bond angles		
					Counts	RMSZ	# Z > 2	Counts	RMSZ	# Z > 2
84	OHX	6	1979	-	0,6,6	0.00	-	0,15,15	0.00	-
84	OHX	6	1980	-	0,6,6	0.00	-	0,15,15	0.00	-
84	OHX	6	1981	-	0,6,6	0.00	-	0,15,15	0.00	-
84	OHX	6	1982	-	0,6,6	0.00	-	0,15,15	0.00	-
84	OHX	6	1983	-	0,6,6	0.00	-	0,15,15	0.00	-
84	OHX	6	1984	-	0,6,6	0.00	-	0,15,15	0.00	-
84	OHX	6	1985	-	0,6,6	0.00	-	0,15,15	0.00	-
84	OHX	6	1986	-	0,6,6	0.00	-	0,15,15	0.00	-
84	OHX	6	1987	-	0,6,6	0.00	-	0,15,15	0.00	-
84	OHX	6	1988	-	0,6,6	0.00	-	0,15,15	0.00	-
84	OHX	6	1989	-	0,6,6	0.00	-	0,15,15	0.00	-
84	OHX	6	1990	-	0,6,6	0.00	-	0,15,15	0.00	-
84	OHX	6	1991	-	0,6,6	0.00	-	0,15,15	0.00	-
84	OHX	6	1992	-	0,6,6	0.00	-	0,15,15	0.00	-
84	OHX	6	1993	-	0,6,6	0.00	-	0,15,15	0.00	-
84	OHX	6	1994	-	0,6,6	0.00	-	0,15,15	0.00	-
84	OHX	6	1995	-	0,6,6	0.00	-	0,15,15	0.00	-
84	OHX	6	1996	-	0,6,6	0.00	-	0,15,15	0.00	-
84	OHX	6	1997	-	0,6,6	0.00	-	0,15,15	0.00	-
84	OHX	6	1998	-	0,6,6	0.00	-	0,15,15	0.00	-
84	OHX	6	1999	-	0,6,6	0.00	-	0,15,15	0.00	-
84	OHX	6	2000	-	0,6,6	0.00	-	0,15,15	0.00	-
84	OHX	6	2001	-	0,6,6	0.00	-	0,15,15	0.00	-
84	OHX	6	2002	-	0,6,6	0.00	-	0,15,15	0.00	-
84	OHX	6	2003	-	0,6,6	0.00	-	0,15,15	0.00	-
84	OHX	6	2004	-	0,6,6	0.00	-	0,15,15	0.00	-
84	OHX	6	2005	-	0,6,6	0.00	-	0,15,15	0.00	-
84	OHX	6	2006	-	0,6,6	0.00	-	0,15,15	0.00	-
84	OHX	6	2007	-	0,6,6	0.00	-	0,15,15	0.00	-
84	OHX	6	2008	-	0,6,6	0.00	-	0,15,15	0.00	-
84	OHX	6	2009	-	0,6,6	0.00	-	0,15,15	0.00	-
84	OHX	6	2010	-	0,6,6	0.00	-	0,15,15	0.00	-
84	OHX	6	2011	-	0,6,6	0.00	-	0,15,15	0.00	-
84	OHX	6	2012	-	0,6,6	0.00	-	0,15,15	0.00	-
84	OHX	6	2013	-	0,6,6	0.00	-	0,15,15	0.00	-
84	OHX	6	2014	-	0,6,6	0.00	-	0,15,15	0.00	-
84	OHX	6	2015	-	0,6,6	0.00	-	0,15,15	0.00	-
84	OHX	6	2016	-	0,6,6	0.00	-	0,15,15	0.00	-
84	OHX	6	2017	-	0,6,6	0.00	-	0,15,15	0.00	-
84	OHX	6	2018	-	0,6,6	0.00	-	0,15,15	0.00	-
84	OHX	6	2019	-	0,6,6	0.00	-	0,15,15	0.00	-
84	OHX	6	2020	-	0,6,6	0.00	-	0,15,15	0.00	-
84	OHX	6	2021	-	0,6,6	0.00	-	0,15,15	0.00	-

Mol	Type	Chain	Res	Link	Bond lengths			Bond angles		
					Counts	RMSZ	# Z > 2	Counts	RMSZ	# Z > 2
84	OHX	6	2022	-	0,6,6	0.00	-	0,15,15	0.00	-
84	OHX	6	2023	-	0,6,6	0.00	-	0,15,15	0.00	-
84	OHX	6	2024	-	0,6,6	0.00	-	0,15,15	0.00	-
84	OHX	6	2025	-	0,6,6	0.00	-	0,15,15	0.00	-
84	OHX	6	2026	-	0,6,6	0.00	-	0,15,15	0.00	-
84	OHX	6	2027	-	0,6,6	0.00	-	0,15,15	0.00	-
84	OHX	6	2028	-	0,6,6	0.00	-	0,15,15	0.00	-
84	OHX	6	2029	-	0,6,6	0.00	-	0,15,15	0.00	-
84	OHX	6	2030	-	0,6,6	0.00	-	0,15,15	0.00	-
84	OHX	6	2031	-	0,6,6	0.00	-	0,15,15	0.00	-
84	OHX	6	2032	-	0,6,6	0.00	-	0,15,15	0.00	-
84	OHX	6	2033	-	0,6,6	0.00	-	0,15,15	0.00	-
84	OHX	6	2034	-	0,6,6	0.00	-	0,15,15	0.00	-
84	OHX	6	2035	-	0,6,6	0.00	-	0,15,15	0.00	-
84	OHX	6	2036	-	0,6,6	0.00	-	0,15,15	0.00	-
84	OHX	6	2037	-	0,6,6	0.00	-	0,15,15	0.00	-
84	OHX	6	2038	-	0,6,6	0.00	-	0,15,15	0.00	-
84	OHX	6	2039	-	0,6,6	0.00	-	0,15,15	0.00	-
84	OHX	6	2040	-	0,6,6	0.00	-	0,15,15	0.00	-
84	OHX	6	2041	-	0,6,6	0.00	-	0,15,15	0.00	-
84	OHX	6	2042	-	0,6,6	0.00	-	0,15,15	0.00	-
84	OHX	6	2043	-	0,6,6	0.00	-	0,15,15	0.00	-
84	OHX	6	2044	-	0,6,6	0.00	-	0,15,15	0.00	-
84	OHX	6	2045	-	0,6,6	0.00	-	0,15,15	0.00	-
84	OHX	6	2046	-	0,6,6	0.00	-	0,15,15	0.00	-
84	OHX	6	2047	-	0,6,6	0.00	-	0,15,15	0.00	-
84	OHX	6	2048	-	0,6,6	0.00	-	0,15,15	0.00	-
84	OHX	6	2049	-	0,6,6	0.00	-	0,15,15	0.00	-
84	OHX	6	2050	-	0,6,6	0.00	-	0,15,15	0.00	-
84	OHX	6	2051	-	0,6,6	0.00	-	0,15,15	0.00	-
84	OHX	6	2052	-	0,6,6	0.00	-	0,15,15	0.00	-
84	OHX	6	2053	-	0,6,6	0.00	-	0,15,15	0.00	-
84	OHX	6	2054	-	0,6,6	0.00	-	0,15,15	0.00	-
84	OHX	6	2055	-	0,6,6	0.00	-	0,15,15	0.00	-
84	OHX	6	2056	-	0,6,6	0.00	-	0,15,15	0.00	-
84	OHX	6	2057	-	0,6,6	0.00	-	0,15,15	0.00	-
84	OHX	A	1901	-	0,6,6	0.00	-	0,15,15	0.00	-
84	OHX	A	1902	-	0,6,6	0.00	-	0,15,15	0.00	-
84	OHX	A	1903	-	0,6,6	0.00	-	0,15,15	0.00	-
84	OHX	A	1904	-	0,6,6	0.00	-	0,15,15	0.00	-
84	OHX	A	1905	-	0,6,6	0.00	-	0,15,15	0.00	-
84	OHX	A	1906	-	0,6,6	0.00	-	0,15,15	0.00	-
84	OHX	A	1907	-	0,6,6	0.00	-	0,15,15	0.00	-

Mol	Type	Chain	Res	Link	Bond lengths			Bond angles		
					Counts	RMSZ	# Z > 2	Counts	RMSZ	# Z > 2
84	OHX	A	1908	-	0,6,6	0.00	-	0,15,15	0.00	-
84	OHX	A	1909	-	0,6,6	0.00	-	0,15,15	0.00	-
84	OHX	A	1910	-	0,6,6	0.00	-	0,15,15	0.00	-
84	OHX	A	1911	-	0,6,6	0.00	-	0,15,15	0.00	-
84	OHX	A	1912	-	0,6,6	0.00	-	0,15,15	0.00	-
84	OHX	A	1913	-	0,6,6	0.00	-	0,15,15	0.00	-
84	OHX	A	1914	-	0,6,6	0.00	-	0,15,15	0.00	-
84	OHX	A	1915	-	0,6,6	0.00	-	0,15,15	0.00	-
84	OHX	A	1916	-	0,6,6	0.00	-	0,15,15	0.00	-
84	OHX	A	1917	-	0,6,6	0.00	-	0,15,15	0.00	-
84	OHX	A	1918	-	0,6,6	0.00	-	0,15,15	0.00	-
84	OHX	A	1919	-	0,6,6	0.00	-	0,15,15	0.00	-
84	OHX	A	1920	-	0,6,6	0.00	-	0,15,15	0.00	-
84	OHX	A	1921	-	0,6,6	0.00	-	0,15,15	0.00	-
84	OHX	A	1922	-	0,6,6	0.00	-	0,15,15	0.00	-
84	OHX	A	1923	-	0,6,6	0.00	-	0,15,15	0.00	-
84	OHX	A	1924	-	0,6,6	0.00	-	0,15,15	0.00	-
84	OHX	A	1925	-	0,6,6	0.00	-	0,15,15	0.00	-
84	OHX	A	1926	-	0,6,6	0.00	-	0,15,15	0.00	-
84	OHX	A	1927	-	0,6,6	0.00	-	0,15,15	0.00	-
84	OHX	A	1928	-	0,6,6	0.00	-	0,15,15	0.00	-
84	OHX	A	1929	-	0,6,6	0.00	-	0,15,15	0.00	-
84	OHX	A	1930	-	0,6,6	0.00	-	0,15,15	0.00	-
84	OHX	A	1931	-	0,6,6	0.00	-	0,15,15	0.00	-
84	OHX	A	1932	-	0,6,6	0.00	-	0,15,15	0.00	-
84	OHX	A	1933	-	0,6,6	0.00	-	0,15,15	0.00	-
84	OHX	A	1934	-	0,6,6	0.00	-	0,15,15	0.00	-
84	OHX	A	1935	-	0,6,6	0.00	-	0,15,15	0.00	-
84	OHX	A	1936	-	0,6,6	0.00	-	0,15,15	0.00	-
84	OHX	A	1937	-	0,6,6	0.00	-	0,15,15	0.00	-
84	OHX	A	1938	-	0,6,6	0.00	-	0,15,15	0.00	-
84	OHX	A	1939	-	0,6,6	0.00	-	0,15,15	0.00	-
84	OHX	A	1940	-	0,6,6	0.00	-	0,15,15	0.00	-
84	OHX	A	1941	-	0,6,6	0.00	-	0,15,15	0.00	-
84	OHX	A	1942	-	0,6,6	0.00	-	0,15,15	0.00	-
84	OHX	A	1943	-	0,6,6	0.00	-	0,15,15	0.00	-
84	OHX	A	1944	-	0,6,6	0.00	-	0,15,15	0.00	-
84	OHX	A	1945	-	0,6,6	0.00	-	0,15,15	0.00	-
84	OHX	A	1946	-	0,6,6	0.00	-	0,15,15	0.00	-
84	OHX	A	1947	-	0,6,6	0.00	-	0,15,15	0.00	-
84	OHX	A	1948	-	0,6,6	0.00	-	0,15,15	0.00	-
84	OHX	A	1949	-	0,6,6	0.00	-	0,15,15	0.00	-
84	OHX	A	1950	-	0,6,6	0.00	-	0,15,15	0.00	-

Mol	Type	Chain	Res	Link	Bond lengths			Bond angles		
					Counts	RMSZ	# Z > 2	Counts	RMSZ	# Z > 2
84	OHX	A	1951	-	0,6,6	0.00	-	0,15,15	0.00	-
84	OHX	A	1952	-	0,6,6	0.00	-	0,15,15	0.00	-
84	OHX	A	1953	-	0,6,6	0.00	-	0,15,15	0.00	-
84	OHX	A	1954	-	0,6,6	0.00	-	0,15,15	0.00	-
84	OHX	A	1955	-	0,6,6	0.00	-	0,15,15	0.00	-
84	OHX	A	1956	-	0,6,6	0.00	-	0,15,15	0.00	-
84	OHX	A	1957	-	0,6,6	0.00	-	0,15,15	0.00	-
84	OHX	A	1958	-	0,6,6	0.00	-	0,15,15	0.00	-
84	OHX	A	1959	-	0,6,6	0.00	-	0,15,15	0.00	-
84	OHX	A	1960	-	0,6,6	0.00	-	0,15,15	0.00	-
84	OHX	A	1961	-	0,6,6	0.00	-	0,15,15	0.00	-
84	OHX	A	1962	-	0,6,6	0.00	-	0,15,15	0.00	-
84	OHX	A	1963	-	0,6,6	0.00	-	0,15,15	0.00	-
84	OHX	A	1964	-	0,6,6	0.00	-	0,15,15	0.00	-
84	OHX	A	1965	-	0,6,6	0.00	-	0,15,15	0.00	-
84	OHX	A	1966	-	0,6,6	0.00	-	0,15,15	0.00	-
84	OHX	A	1967	-	0,6,6	0.00	-	0,15,15	0.00	-
84	OHX	A	1968	-	0,6,6	0.00	-	0,15,15	0.00	-
84	OHX	A	1969	-	0,6,6	0.00	-	0,15,15	0.00	-
84	OHX	A	1970	-	0,6,6	0.00	-	0,15,15	0.00	-
84	OHX	A	1971	-	0,6,6	0.00	-	0,15,15	0.00	-
84	OHX	A	1972	-	0,6,6	0.00	-	0,15,15	0.00	-
84	OHX	A	1973	-	0,6,6	0.00	-	0,15,15	0.00	-
84	OHX	A	1974	-	0,6,6	0.00	-	0,15,15	0.00	-
84	OHX	A	1975	-	0,6,6	0.00	-	0,15,15	0.00	-
84	OHX	A	1976	-	0,6,6	0.00	-	0,15,15	0.00	-
84	OHX	A	1977	-	0,6,6	0.00	-	0,15,15	0.00	-
84	OHX	A	1978	-	0,6,6	0.00	-	0,15,15	0.00	-
84	OHX	A	1979	-	0,6,6	0.00	-	0,15,15	0.00	-
84	OHX	A	1980	-	0,6,6	0.00	-	0,15,15	0.00	-
84	OHX	A	1981	-	0,6,6	0.00	-	0,15,15	0.00	-
84	OHX	A	1982	-	0,6,6	0.00	-	0,15,15	0.00	-
84	OHX	A	1983	-	0,6,6	0.00	-	0,15,15	0.00	-
84	OHX	A	1984	-	0,6,6	0.00	-	0,15,15	0.00	-
84	OHX	A	1985	-	0,6,6	0.00	-	0,15,15	0.00	-
84	OHX	A	1986	-	0,6,6	0.00	-	0,15,15	0.00	-
84	OHX	A	1987	-	0,6,6	0.00	-	0,15,15	0.00	-
84	OHX	A	1988	-	0,6,6	0.00	-	0,15,15	0.00	-
84	OHX	A	1989	-	0,6,6	0.00	-	0,15,15	0.00	-
84	OHX	A	1990	-	0,6,6	0.00	-	0,15,15	0.00	-
84	OHX	A	1991	-	0,6,6	0.00	-	0,15,15	0.00	-
84	OHX	A	1992	-	0,6,6	0.00	-	0,15,15	0.00	-
84	OHX	A	1993	-	0,6,6	0.00	-	0,15,15	0.00	-

Mol	Type	Chain	Res	Link	Bond lengths			Bond angles		
					Counts	RMSZ	$\# Z > 2$	Counts	RMSZ	$\# Z > 2$
84	OHX	A	1994	-	0,6,6	0.00	-	0,15,15	0.00	-
84	OHX	A	1995	-	0,6,6	0.00	-	0,15,15	0.00	-
84	OHX	A	1996	-	0,6,6	0.00	-	0,15,15	0.00	-
84	OHX	A	1997	-	0,6,6	0.00	-	0,15,15	0.00	-
84	OHX	A	1998	-	0,6,6	0.00	-	0,15,15	0.00	-
84	OHX	A	1999	-	0,6,6	0.00	-	0,15,15	0.00	-
84	OHX	A	2000	-	0,6,6	0.00	-	0,15,15	0.00	-
84	OHX	A	2001	-	0,6,6	0.00	-	0,15,15	0.00	-
84	OHX	A	2002	-	0,6,6	0.00	-	0,15,15	0.00	-
84	OHX	A	2003	-	0,6,6	0.00	-	0,15,15	0.00	-
84	OHX	A	2004	-	0,6,6	0.00	-	0,15,15	0.00	-
84	OHX	A	2005	-	0,6,6	0.00	-	0,15,15	0.00	-
84	OHX	A	2006	-	0,6,6	0.00	-	0,15,15	0.00	-
84	OHX	A	2007	-	0,6,6	0.00	-	0,15,15	0.00	-
84	OHX	A	2008	-	0,6,6	0.00	-	0,15,15	0.00	-
84	OHX	A	2009	-	0,6,6	0.00	-	0,15,15	0.00	-
84	OHX	A	2010	-	0,6,6	0.00	-	0,15,15	0.00	-
84	OHX	A	2011	-	0,6,6	0.00	-	0,15,15	0.00	-
84	OHX	A	2012	-	0,6,6	0.00	-	0,15,15	0.00	-
84	OHX	A	2013	-	0,6,6	0.00	-	0,15,15	0.00	-
84	OHX	A	2014	-	0,6,6	0.00	-	0,15,15	0.00	-
84	OHX	A	2015	-	0,6,6	0.00	-	0,15,15	0.00	-
84	OHX	A	2016	-	0,6,6	0.00	-	0,15,15	0.00	-
84	OHX	A	2017	-	0,6,6	0.00	-	0,15,15	0.00	-
84	OHX	A	2018	-	0,6,6	0.00	-	0,15,15	0.00	-
84	OHX	A	2019	-	0,6,6	0.00	-	0,15,15	0.00	-
84	OHX	A	2020	-	0,6,6	0.00	-	0,15,15	0.00	-
84	OHX	A	2021	-	0,6,6	0.00	-	0,15,15	0.00	-
84	OHX	A	2022	-	0,6,6	0.00	-	0,15,15	0.00	-
84	OHX	A	2023	-	0,6,6	0.00	-	0,15,15	0.00	-
84	OHX	A	2024	-	0,6,6	0.00	-	0,15,15	0.00	-
84	OHX	A	2025	-	0,6,6	0.00	-	0,15,15	0.00	-
84	OHX	A	2026	-	0,6,6	0.00	-	0,15,15	0.00	-
84	OHX	A	2027	-	0,6,6	0.00	-	0,15,15	0.00	-
84	OHX	A	2028	-	0,6,6	0.00	-	0,15,15	0.00	-
84	OHX	A	2029	-	0,6,6	0.00	-	0,15,15	0.00	-
84	OHX	A	2030	-	0,6,6	0.00	-	0,15,15	0.00	-
84	OHX	A	2031	-	0,6,6	0.00	-	0,15,15	0.00	-
84	OHX	A	2032	-	0,6,6	0.00	-	0,15,15	0.00	-
84	OHX	A	2033	-	0,6,6	0.00	-	0,15,15	0.00	-
84	OHX	A	2034	-	0,6,6	0.00	-	0,15,15	0.00	-
84	OHX	A	2035	-	0,6,6	0.00	-	0,15,15	0.00	-
84	OHX	A	2036	-	0,6,6	0.00	-	0,15,15	0.00	-

Mol	Type	Chain	Res	Link	Bond lengths			Bond angles		
					Counts	RMSZ	$\# Z > 2$	Counts	RMSZ	$\# Z > 2$
84	OHX	A	2037	-	0,6,6	0.00	-	0,15,15	0.00	-
84	OHX	A	2038	-	0,6,6	0.00	-	0,15,15	0.00	-
84	OHX	A	2039	-	0,6,6	0.00	-	0,15,15	0.00	-
84	OHX	A	2040	-	0,6,6	0.00	-	0,15,15	0.00	-
84	OHX	A	2041	-	0,6,6	0.00	-	0,15,15	0.00	-
84	OHX	A	2042	-	0,6,6	0.00	-	0,15,15	0.00	-
84	OHX	AC	101	-	0,6,6	0.00	-	0,15,15	0.00	-
84	OHX	AE	201	-	0,6,6	0.00	-	0,15,15	0.00	-
84	OHX	AG	201	-	0,6,6	0.00	-	0,15,15	0.00	-
84	OHX	AK	102	-	0,6,6	0.00	-	0,15,15	0.00	-
84	OHX	AK	103	-	0,6,6	0.00	-	0,15,15	0.00	-
84	OHX	AP	502	-	0,6,6	0.00	-	0,15,15	0.00	-
84	OHX	AR	3401	-	0,6,6	0.00	-	0,15,15	0.00	-
84	OHX	AR	3402	-	0,6,6	0.00	-	0,15,15	0.00	-
84	OHX	AR	3403	-	0,6,6	0.00	-	0,15,15	0.00	-
84	OHX	AR	3404	-	0,6,6	0.00	-	0,15,15	0.00	-
84	OHX	AR	3405	-	0,6,6	0.00	-	0,15,15	0.00	-
84	OHX	AR	3406	-	0,6,6	0.00	-	0,15,15	0.00	-
84	OHX	AR	3407	-	0,6,6	0.00	-	0,15,15	0.00	-
84	OHX	AR	3408	-	0,6,6	0.00	-	0,15,15	0.00	-
84	OHX	AR	3409	-	0,6,6	0.00	-	0,15,15	0.00	-
84	OHX	AR	3410	-	0,6,6	0.00	-	0,15,15	0.00	-
84	OHX	AR	3411	-	0,6,6	0.00	-	0,15,15	0.00	-
84	OHX	AR	3412	-	0,6,6	0.00	-	0,15,15	0.00	-
84	OHX	AR	3413	-	0,6,6	0.00	-	0,15,15	0.00	-
84	OHX	AR	3414	-	0,6,6	0.00	-	0,15,15	0.00	-
84	OHX	AR	3415	-	0,6,6	0.00	-	0,15,15	0.00	-
84	OHX	AR	3416	-	0,6,6	0.00	-	0,15,15	0.00	-
84	OHX	AR	3417	-	0,6,6	0.00	-	0,15,15	0.00	-
84	OHX	AR	3418	-	0,6,6	0.00	-	0,15,15	0.00	-
84	OHX	AR	3419	-	0,6,6	0.00	-	0,15,15	0.00	-
84	OHX	AR	3420	-	0,6,6	0.00	-	0,15,15	0.00	-
84	OHX	AR	3421	-	0,6,6	0.00	-	0,15,15	0.00	-
84	OHX	AR	3422	-	0,6,6	0.00	-	0,15,15	0.00	-
84	OHX	AR	3423	-	0,6,6	0.00	-	0,15,15	0.00	-
84	OHX	AR	3424	-	0,6,6	0.00	-	0,15,15	0.00	-
84	OHX	AR	3425	-	0,6,6	0.00	-	0,15,15	0.00	-
84	OHX	AR	3426	-	0,6,6	0.00	-	0,15,15	0.00	-
84	OHX	AR	3427	-	0,6,6	0.00	-	0,15,15	0.00	-
84	OHX	AR	3428	-	0,6,6	0.00	-	0,15,15	0.00	-
84	OHX	AR	3429	-	0,6,6	0.00	-	0,15,15	0.00	-
84	OHX	AR	3430	-	0,6,6	0.00	-	0,15,15	0.00	-
84	OHX	AR	3431	-	0,6,6	0.00	-	0,15,15	0.00	-

Mol	Type	Chain	Res	Link	Bond lengths			Bond angles		
					Counts	RMSZ	# Z > 2	Counts	RMSZ	# Z > 2
84	OHX	AR	3432	-	0,6,6	0.00	-	0,15,15	0.00	-
84	OHX	AR	3433	-	0,6,6	0.00	-	0,15,15	0.00	-
84	OHX	AR	3434	-	0,6,6	0.00	-	0,15,15	0.00	-
84	OHX	AR	3435	-	0,6,6	0.00	-	0,15,15	0.00	-
84	OHX	AR	3436	-	0,6,6	0.00	-	0,15,15	0.00	-
84	OHX	AR	3437	-	0,6,6	0.00	-	0,15,15	0.00	-
84	OHX	AR	3438	-	0,6,6	0.00	-	0,15,15	0.00	-
84	OHX	AR	3439	-	0,6,6	0.00	-	0,15,15	0.00	-
84	OHX	AR	3440	-	0,6,6	0.00	-	0,15,15	0.00	-
84	OHX	AR	3441	-	0,6,6	0.00	-	0,15,15	0.00	-
84	OHX	AR	3442	-	0,6,6	0.00	-	0,15,15	0.00	-
84	OHX	AR	3443	-	0,6,6	0.00	-	0,15,15	0.00	-
84	OHX	AR	3444	-	0,6,6	0.00	-	0,15,15	0.00	-
84	OHX	AR	3445	-	0,6,6	0.00	-	0,15,15	0.00	-
84	OHX	AR	3446	-	0,6,6	0.00	-	0,15,15	0.00	-
84	OHX	AR	3447	-	0,6,6	0.00	-	0,15,15	0.00	-
84	OHX	AR	3448	-	0,6,6	0.00	-	0,15,15	0.00	-
84	OHX	AR	3449	-	0,6,6	0.00	-	0,15,15	0.00	-
84	OHX	AR	3450	-	0,6,6	0.00	-	0,15,15	0.00	-
84	OHX	AR	3451	-	0,6,6	0.00	-	0,15,15	0.00	-
84	OHX	AR	3452	-	0,6,6	0.00	-	0,15,15	0.00	-
84	OHX	AR	3453	-	0,6,6	0.00	-	0,15,15	0.00	-
84	OHX	AR	3454	-	0,6,6	0.00	-	0,15,15	0.00	-
84	OHX	AR	3455	-	0,6,6	0.00	-	0,15,15	0.00	-
84	OHX	AR	3456	-	0,6,6	0.00	-	0,15,15	0.00	-
84	OHX	AR	3457	-	0,6,6	0.00	-	0,15,15	0.00	-
84	OHX	AR	3458	-	0,6,6	0.00	-	0,15,15	0.00	-
84	OHX	AR	3459	-	0,6,6	0.00	-	0,15,15	0.00	-
84	OHX	AR	3460	-	0,6,6	0.00	-	0,15,15	0.00	-
84	OHX	AR	3461	-	0,6,6	0.00	-	0,15,15	0.00	-
84	OHX	AR	3462	-	0,6,6	0.00	-	0,15,15	0.00	-
84	OHX	AR	3463	-	0,6,6	0.00	-	0,15,15	0.00	-
84	OHX	AR	3464	-	0,6,6	0.00	-	0,15,15	0.00	-
84	OHX	AR	3465	-	0,6,6	0.00	-	0,15,15	0.00	-
84	OHX	AR	3466	-	0,6,6	0.00	-	0,15,15	0.00	-
84	OHX	AR	3467	-	0,6,6	0.00	-	0,15,15	0.00	-
84	OHX	AR	3468	-	0,6,6	0.00	-	0,15,15	0.00	-
84	OHX	AR	3469	-	0,6,6	0.00	-	0,15,15	0.00	-
84	OHX	AR	3470	-	0,6,6	0.00	-	0,15,15	0.00	-
84	OHX	AR	3471	-	0,6,6	0.00	-	0,15,15	0.00	-
84	OHX	AR	3472	-	0,6,6	0.00	-	0,15,15	0.00	-
84	OHX	AR	3473	-	0,6,6	0.00	-	0,15,15	0.00	-
84	OHX	AR	3474	-	0,6,6	0.00	-	0,15,15	0.00	-

Mol	Type	Chain	Res	Link	Bond lengths			Bond angles		
					Counts	RMSZ	$\# Z > 2$	Counts	RMSZ	$\# Z > 2$
84	OHX	AR	3475	-	0,6,6	0.00	-	0,15,15	0.00	-
84	OHX	AR	3476	-	0,6,6	0.00	-	0,15,15	0.00	-
84	OHX	AR	3477	-	0,6,6	0.00	-	0,15,15	0.00	-
84	OHX	AR	3478	-	0,6,6	0.00	-	0,15,15	0.00	-
84	OHX	AR	3479	-	0,6,6	0.00	-	0,15,15	0.00	-
84	OHX	AR	3480	-	0,6,6	0.00	-	0,15,15	0.00	-
84	OHX	AR	3481	-	0,6,6	0.00	-	0,15,15	0.00	-
84	OHX	AR	3482	-	0,6,6	0.00	-	0,15,15	0.00	-
84	OHX	AR	3483	-	0,6,6	0.00	-	0,15,15	0.00	-
84	OHX	AR	3484	-	0,6,6	0.00	-	0,15,15	0.00	-
84	OHX	AR	3485	-	0,6,6	0.00	-	0,15,15	0.00	-
84	OHX	AR	3486	-	0,6,6	0.00	-	0,15,15	0.00	-
84	OHX	AR	3487	-	0,6,6	0.00	-	0,15,15	0.00	-
84	OHX	AR	3488	-	0,6,6	0.00	-	0,15,15	0.00	-
84	OHX	AR	3489	-	0,6,6	0.00	-	0,15,15	0.00	-
84	OHX	AR	3490	-	0,6,6	0.00	-	0,15,15	0.00	-
84	OHX	AR	3491	-	0,6,6	0.00	-	0,15,15	0.00	-
84	OHX	AR	3492	-	0,6,6	0.00	-	0,15,15	0.00	-
84	OHX	AR	3493	-	0,6,6	0.00	-	0,15,15	0.00	-
84	OHX	AR	3494	-	0,6,6	0.00	-	0,15,15	0.00	-
84	OHX	AR	3495	-	0,6,6	0.00	-	0,15,15	0.00	-
84	OHX	AR	3496	-	0,6,6	0.00	-	0,15,15	0.00	-
84	OHX	AR	3497	-	0,6,6	0.00	-	0,15,15	0.00	-
84	OHX	AR	3498	-	0,6,6	0.00	-	0,15,15	0.00	-
84	OHX	AR	3499	-	0,6,6	0.00	-	0,15,15	0.00	-
84	OHX	AR	3500	-	0,6,6	0.00	-	0,15,15	0.00	-
84	OHX	AR	3501	-	0,6,6	0.00	-	0,15,15	0.00	-
84	OHX	AR	3502	-	0,6,6	0.00	-	0,15,15	0.00	-
84	OHX	AR	3503	-	0,6,6	0.00	-	0,15,15	0.00	-
84	OHX	AR	3504	-	0,6,6	0.00	-	0,15,15	0.00	-
84	OHX	AR	3505	-	0,6,6	0.00	-	0,15,15	0.00	-
84	OHX	AR	3506	-	0,6,6	0.00	-	0,15,15	0.00	-
84	OHX	AR	3507	-	0,6,6	0.00	-	0,15,15	0.00	-
84	OHX	AR	3508	-	0,6,6	0.00	-	0,15,15	0.00	-
84	OHX	AR	3509	-	0,6,6	0.00	-	0,15,15	0.00	-
84	OHX	AR	3510	-	0,6,6	0.00	-	0,15,15	0.00	-
84	OHX	AR	3511	-	0,6,6	0.00	-	0,15,15	0.00	-
84	OHX	AR	3512	-	0,6,6	0.00	-	0,15,15	0.00	-
84	OHX	AR	3513	-	0,6,6	0.00	-	0,15,15	0.00	-
84	OHX	AR	3514	-	0,6,6	0.00	-	0,15,15	0.00	-
84	OHX	AR	3515	-	0,6,6	0.00	-	0,15,15	0.00	-
84	OHX	AR	3516	-	0,6,6	0.00	-	0,15,15	0.00	-
84	OHX	AR	3517	-	0,6,6	0.00	-	0,15,15	0.00	-

Mol	Type	Chain	Res	Link	Bond lengths			Bond angles		
					Counts	RMSZ	$\# Z > 2$	Counts	RMSZ	$\# Z > 2$
84	OHX	AR	3518	-	0,6,6	0.00	-	0,15,15	0.00	-
84	OHX	AR	3519	-	0,6,6	0.00	-	0,15,15	0.00	-
84	OHX	AR	3520	-	0,6,6	0.00	-	0,15,15	0.00	-
84	OHX	AR	3521	-	0,6,6	0.00	-	0,15,15	0.00	-
84	OHX	AR	3522	-	0,6,6	0.00	-	0,15,15	0.00	-
84	OHX	AR	3523	-	0,6,6	0.00	-	0,15,15	0.00	-
84	OHX	AR	3524	-	0,6,6	0.00	-	0,15,15	0.00	-
84	OHX	AR	3525	-	0,6,6	0.00	-	0,15,15	0.00	-
84	OHX	AR	3526	-	0,6,6	0.00	-	0,15,15	0.00	-
84	OHX	AR	3527	-	0,6,6	0.00	-	0,15,15	0.00	-
84	OHX	AR	3528	-	0,6,6	0.00	-	0,15,15	0.00	-
84	OHX	AR	3529	-	0,6,6	0.00	-	0,15,15	0.00	-
84	OHX	AR	3530	-	0,6,6	0.00	-	0,15,15	0.00	-
84	OHX	AR	3531	-	0,6,6	0.00	-	0,15,15	0.00	-
84	OHX	AR	3532	-	0,6,6	0.00	-	0,15,15	0.00	-
84	OHX	AR	3533	-	0,6,6	0.00	-	0,15,15	0.00	-
84	OHX	AR	3534	-	0,6,6	0.00	-	0,15,15	0.00	-
84	OHX	AR	3535	-	0,6,6	0.00	-	0,15,15	0.00	-
84	OHX	AR	3536	-	0,6,6	0.00	-	0,15,15	0.00	-
84	OHX	AR	3537	-	0,6,6	0.00	-	0,15,15	0.00	-
84	OHX	AR	3538	-	0,6,6	0.00	-	0,15,15	0.00	-
84	OHX	AR	3539	-	0,6,6	0.00	-	0,15,15	0.00	-
84	OHX	AR	3540	-	0,6,6	0.00	-	0,15,15	0.00	-
84	OHX	AR	3541	-	0,6,6	0.00	-	0,15,15	0.00	-
84	OHX	AR	3542	-	0,6,6	0.00	-	0,15,15	0.00	-
84	OHX	AR	3543	-	0,6,6	0.00	-	0,15,15	0.00	-
84	OHX	AR	3544	-	0,6,6	0.00	-	0,15,15	0.00	-
84	OHX	AR	3545	-	0,6,6	0.00	-	0,15,15	0.00	-
84	OHX	AR	3546	-	0,6,6	0.00	-	0,15,15	0.00	-
84	OHX	AR	3547	-	0,6,6	0.00	-	0,15,15	0.00	-
84	OHX	AR	3548	-	0,6,6	0.00	-	0,15,15	0.00	-
84	OHX	AR	3549	-	0,6,6	0.00	-	0,15,15	0.00	-
84	OHX	AR	3550	-	0,6,6	0.00	-	0,15,15	0.00	-
84	OHX	AR	3551	-	0,6,6	0.00	-	0,15,15	0.00	-
84	OHX	AR	3552	-	0,6,6	0.00	-	0,15,15	0.00	-
84	OHX	AR	3553	-	0,6,6	0.00	-	0,15,15	0.00	-
84	OHX	AR	3554	-	0,6,6	0.00	-	0,15,15	0.00	-
84	OHX	AR	3555	-	0,6,6	0.00	-	0,15,15	0.00	-
84	OHX	AR	3556	-	0,6,6	0.00	-	0,15,15	0.00	-
84	OHX	AR	3557	-	0,6,6	0.00	-	0,15,15	0.00	-
84	OHX	AR	3558	-	0,6,6	0.00	-	0,15,15	0.00	-
84	OHX	AR	3559	-	0,6,6	0.00	-	0,15,15	0.00	-
84	OHX	AR	3560	-	0,6,6	0.00	-	0,15,15	0.00	-

Mol	Type	Chain	Res	Link	Bond lengths			Bond angles		
					Counts	RMSZ	# Z > 2	Counts	RMSZ	# Z > 2
84	OHX	AR	3561	-	0,6,6	0.00	-	0,15,15	0.00	-
84	OHX	AR	3562	-	0,6,6	0.00	-	0,15,15	0.00	-
84	OHX	AR	3563	-	0,6,6	0.00	-	0,15,15	0.00	-
84	OHX	AR	3564	-	0,6,6	0.00	-	0,15,15	0.00	-
84	OHX	AR	3565	-	0,6,6	0.00	-	0,15,15	0.00	-
84	OHX	AR	3566	-	0,6,6	0.00	-	0,15,15	0.00	-
84	OHX	AR	3567	-	0,6,6	0.00	-	0,15,15	0.00	-
84	OHX	AR	3568	-	0,6,6	0.00	-	0,15,15	0.00	-
84	OHX	AR	3569	-	0,6,6	0.00	-	0,15,15	0.00	-
84	OHX	AR	3570	-	0,6,6	0.00	-	0,15,15	0.00	-
84	OHX	AR	3571	-	0,6,6	0.00	-	0,15,15	0.00	-
84	OHX	AR	3572	-	0,6,6	0.00	-	0,15,15	0.00	-
84	OHX	AR	3573	-	0,6,6	0.00	-	0,15,15	0.00	-
84	OHX	AR	3574	-	0,6,6	0.00	-	0,15,15	0.00	-
84	OHX	AR	3575	-	0,6,6	0.00	-	0,15,15	0.00	-
84	OHX	AR	3576	-	0,6,6	0.00	-	0,15,15	0.00	-
84	OHX	AR	3577	-	0,6,6	0.00	-	0,15,15	0.00	-
84	OHX	AR	3578	-	0,6,6	0.00	-	0,15,15	0.00	-
84	OHX	AR	3579	-	0,6,6	0.00	-	0,15,15	0.00	-
84	OHX	AR	3580	-	0,6,6	0.00	-	0,15,15	0.00	-
84	OHX	AR	3581	-	0,6,6	0.00	-	0,15,15	0.00	-
84	OHX	AR	3582	-	0,6,6	0.00	-	0,15,15	0.00	-
84	OHX	AR	3583	-	0,6,6	0.00	-	0,15,15	0.00	-
84	OHX	AR	3584	-	0,6,6	0.00	-	0,15,15	0.00	-
84	OHX	AR	3585	-	0,6,6	0.00	-	0,15,15	0.00	-
84	OHX	AR	3586	-	0,6,6	0.00	-	0,15,15	0.00	-
84	OHX	AR	3587	-	0,6,6	0.00	-	0,15,15	0.00	-
84	OHX	AR	3588	-	0,6,6	0.00	-	0,15,15	0.00	-
84	OHX	AR	3589	-	0,6,6	0.00	-	0,15,15	0.00	-
84	OHX	AR	3590	-	0,6,6	0.00	-	0,15,15	0.00	-
84	OHX	AR	3591	-	0,6,6	0.00	-	0,15,15	0.00	-
84	OHX	AR	3592	-	0,6,6	0.00	-	0,15,15	0.00	-
84	OHX	AR	3593	-	0,6,6	0.00	-	0,15,15	0.00	-
84	OHX	AR	3594	-	0,6,6	0.00	-	0,15,15	0.00	-
84	OHX	AR	3595	-	0,6,6	0.00	-	0,15,15	0.00	-
84	OHX	AR	3596	-	0,6,6	0.00	-	0,15,15	0.00	-
84	OHX	AR	3597	-	0,6,6	0.00	-	0,15,15	0.00	-
84	OHX	AR	3598	-	0,6,6	0.00	-	0,15,15	0.00	-
84	OHX	AR	3599	-	0,6,6	0.00	-	0,15,15	0.00	-
84	OHX	AR	3600	-	0,6,6	0.00	-	0,15,15	0.00	-
84	OHX	AR	3601	-	0,6,6	0.00	-	0,15,15	0.00	-
84	OHX	AR	3602	-	0,6,6	0.00	-	0,15,15	0.00	-
84	OHX	AR	3603	-	0,6,6	0.00	-	0,15,15	0.00	-

Mol	Type	Chain	Res	Link	Bond lengths			Bond angles		
					Counts	RMSZ	# Z > 2	Counts	RMSZ	# Z > 2
84	OHX	AR	3604	-	0,6,6	0.00	-	0,15,15	0.00	-
84	OHX	AR	3605	-	0,6,6	0.00	-	0,15,15	0.00	-
84	OHX	AR	3606	-	0,6,6	0.00	-	0,15,15	0.00	-
84	OHX	AR	3607	-	0,6,6	0.00	-	0,15,15	0.00	-
84	OHX	AR	3608	-	0,6,6	0.00	-	0,15,15	0.00	-
84	OHX	AR	3609	-	0,6,6	0.00	-	0,15,15	0.00	-
84	OHX	AR	3610	-	0,6,6	0.00	-	0,15,15	0.00	-
84	OHX	AR	3611	-	0,6,6	0.00	-	0,15,15	0.00	-
84	OHX	AR	3612	-	0,6,6	0.00	-	0,15,15	0.00	-
84	OHX	AR	3613	-	0,6,6	0.00	-	0,15,15	0.00	-
84	OHX	AR	3614	-	0,6,6	0.00	-	0,15,15	0.00	-
84	OHX	AR	3615	-	0,6,6	0.00	-	0,15,15	0.00	-
84	OHX	AR	3616	-	0,6,6	0.00	-	0,15,15	0.00	-
84	OHX	AR	3617	-	0,6,6	0.00	-	0,15,15	0.00	-
84	OHX	AR	3618	-	0,6,6	0.00	-	0,15,15	0.00	-
84	OHX	AR	3619	-	0,6,6	0.00	-	0,15,15	0.00	-
84	OHX	AR	3620	-	0,6,6	0.00	-	0,15,15	0.00	-
84	OHX	AR	3621	-	0,6,6	0.00	-	0,15,15	0.00	-
84	OHX	AR	3622	-	0,6,6	0.00	-	0,15,15	0.00	-
84	OHX	AR	3623	-	0,6,6	0.00	-	0,15,15	0.00	-
84	OHX	AR	3624	-	0,6,6	0.00	-	0,15,15	0.00	-
84	OHX	AR	3625	-	0,6,6	0.00	-	0,15,15	0.00	-
84	OHX	AR	3626	-	0,6,6	0.00	-	0,15,15	0.00	-
84	OHX	AR	3627	-	0,6,6	0.00	-	0,15,15	0.00	-
84	OHX	AR	3628	-	0,6,6	0.00	-	0,15,15	0.00	-
84	OHX	AR	3629	-	0,6,6	0.00	-	0,15,15	0.00	-
84	OHX	AR	3630	-	0,6,6	0.00	-	0,15,15	0.00	-
84	OHX	AR	3631	-	0,6,6	0.00	-	0,15,15	0.00	-
84	OHX	AR	3632	-	0,6,6	0.00	-	0,15,15	0.00	-
84	OHX	AR	3633	-	0,6,6	0.00	-	0,15,15	0.00	-
84	OHX	AR	3634	-	0,6,6	0.00	-	0,15,15	0.00	-
84	OHX	AR	3635	-	0,6,6	0.00	-	0,15,15	0.00	-
84	OHX	AR	3636	-	0,6,6	0.00	-	0,15,15	0.00	-
84	OHX	AR	3637	-	0,6,6	0.00	-	0,15,15	0.00	-
84	OHX	AR	3638	-	0,6,6	0.00	-	0,15,15	0.00	-
84	OHX	AR	3639	-	0,6,6	0.00	-	0,15,15	0.00	-
84	OHX	AR	3640	-	0,6,6	0.00	-	0,15,15	0.00	-
84	OHX	AR	3641	-	0,6,6	0.00	-	0,15,15	0.00	-
84	OHX	AR	3642	-	0,6,6	0.00	-	0,15,15	0.00	-
84	OHX	AR	3643	-	0,6,6	0.00	-	0,15,15	0.00	-
84	OHX	AR	3644	-	0,6,6	0.00	-	0,15,15	0.00	-
84	OHX	AR	3645	-	0,6,6	0.00	-	0,15,15	0.00	-
84	OHX	AR	3646	-	0,6,6	0.00	-	0,15,15	0.00	-

Mol	Type	Chain	Res	Link	Bond lengths			Bond angles		
					Counts	RMSZ	# Z > 2	Counts	RMSZ	# Z > 2
84	OHX	AR	3647	-	0,6,6	0.00	-	0,15,15	0.00	-
84	OHX	AR	3648	-	0,6,6	0.00	-	0,15,15	0.00	-
84	OHX	AR	3649	-	0,6,6	0.00	-	0,15,15	0.00	-
84	OHX	AR	3650	-	0,6,6	0.00	-	0,15,15	0.00	-
84	OHX	AR	3651	-	0,6,6	0.00	-	0,15,15	0.00	-
84	OHX	AR	3652	-	0,6,6	0.00	-	0,15,15	0.00	-
84	OHX	AR	3653	-	0,6,6	0.00	-	0,15,15	0.00	-
84	OHX	AR	3654	-	0,6,6	0.00	-	0,15,15	0.00	-
84	OHX	AR	3655	-	0,6,6	0.00	-	0,15,15	0.00	-
84	OHX	AR	3656	-	0,6,6	0.00	-	0,15,15	0.00	-
84	OHX	AR	3657	-	0,6,6	0.00	-	0,15,15	0.00	-
84	OHX	AR	3658	-	0,6,6	0.00	-	0,15,15	0.00	-
84	OHX	AR	3659	-	0,6,6	0.00	-	0,15,15	0.00	-
84	OHX	AR	3660	-	0,6,6	0.00	-	0,15,15	0.00	-
84	OHX	AR	3661	-	0,6,6	0.00	-	0,15,15	0.00	-
84	OHX	AR	3662	-	0,6,6	0.00	-	0,15,15	0.00	-
84	OHX	AR	3663	-	0,6,6	0.00	-	0,15,15	0.00	-
84	OHX	AR	3664	-	0,6,6	0.00	-	0,15,15	0.00	-
84	OHX	AR	3665	-	0,6,6	0.00	-	0,15,15	0.00	-
84	OHX	AR	3666	-	0,6,6	0.00	-	0,15,15	0.00	-
84	OHX	AR	3667	-	0,6,6	0.00	-	0,15,15	0.00	-
84	OHX	AR	3668	-	0,6,6	0.00	-	0,15,15	0.00	-
84	OHX	AR	3669	-	0,6,6	0.00	-	0,15,15	0.00	-
84	OHX	AR	3670	-	0,6,6	0.00	-	0,15,15	0.00	-
84	OHX	AR	3671	-	0,6,6	0.00	-	0,15,15	0.00	-
84	OHX	AR	3672	-	0,6,6	0.00	-	0,15,15	0.00	-
84	OHX	AR	3673	-	0,6,6	0.00	-	0,15,15	0.00	-
84	OHX	AR	3674	-	0,6,6	0.00	-	0,15,15	0.00	-
84	OHX	AR	3675	-	0,6,6	0.00	-	0,15,15	0.00	-
84	OHX	AR	3676	-	0,6,6	0.00	-	0,15,15	0.00	-
84	OHX	AR	3677	-	0,6,6	0.00	-	0,15,15	0.00	-
84	OHX	AR	3678	-	0,6,6	0.00	-	0,15,15	0.00	-
84	OHX	AR	3679	-	0,6,6	0.00	-	0,15,15	0.00	-
84	OHX	AR	3680	-	0,6,6	0.00	-	0,15,15	0.00	-
84	OHX	AR	3681	-	0,6,6	0.00	-	0,15,15	0.00	-
84	OHX	AR	3682	-	0,6,6	0.00	-	0,15,15	0.00	-
84	OHX	AR	3683	-	0,6,6	0.00	-	0,15,15	0.00	-
84	OHX	AR	3684	-	0,6,6	0.00	-	0,15,15	0.00	-
84	OHX	AR	3685	-	0,6,6	0.00	-	0,15,15	0.00	-
84	OHX	AR	3686	-	0,6,6	0.00	-	0,15,15	0.00	-
84	OHX	AR	3687	-	0,6,6	0.00	-	0,15,15	0.00	-
84	OHX	AR	3688	-	0,6,6	0.00	-	0,15,15	0.00	-
84	OHX	AR	3689	-	0,6,6	0.00	-	0,15,15	0.00	-

Mol	Type	Chain	Res	Link	Bond lengths			Bond angles		
					Counts	RMSZ	# Z > 2	Counts	RMSZ	# Z > 2
84	OHX	AR	3690	-	0,6,6	0.00	-	0,15,15	0.00	-
84	OHX	AR	3691	-	0,6,6	0.00	-	0,15,15	0.00	-
84	OHX	AR	3692	-	0,6,6	0.00	-	0,15,15	0.00	-
84	OHX	AR	3693	-	0,6,6	0.00	-	0,15,15	0.00	-
84	OHX	AR	3694	-	0,6,6	0.00	-	0,15,15	0.00	-
84	OHX	AR	3695	-	0,6,6	0.00	-	0,15,15	0.00	-
84	OHX	AR	3696	-	0,6,6	0.00	-	0,15,15	0.00	-
84	OHX	AR	3697	-	0,6,6	0.00	-	0,15,15	0.00	-
84	OHX	AR	3698	-	0,6,6	0.00	-	0,15,15	0.00	-
84	OHX	AR	3699	-	0,6,6	0.00	-	0,15,15	0.00	-
84	OHX	AR	3700	-	0,6,6	0.00	-	0,15,15	0.00	-
84	OHX	AR	3701	-	0,6,6	0.00	-	0,15,15	0.00	-
84	OHX	AR	3702	-	0,6,6	0.00	-	0,15,15	0.00	-
84	OHX	AR	3703	-	0,6,6	0.00	-	0,15,15	0.00	-
84	OHX	AR	3704	-	0,6,6	0.00	-	0,15,15	0.00	-
84	OHX	AR	3705	-	0,6,6	0.00	-	0,15,15	0.00	-
84	OHX	AR	3706	-	0,6,6	0.00	-	0,15,15	0.00	-
84	OHX	AR	3707	-	0,6,6	0.00	-	0,15,15	0.00	-
84	OHX	AR	3708	-	0,6,6	0.00	-	0,15,15	0.00	-
84	OHX	AR	3709	-	0,6,6	0.00	-	0,15,15	0.00	-
84	OHX	AR	3710	-	0,6,6	0.00	-	0,15,15	0.00	-
84	OHX	AR	3711	-	0,6,6	0.00	-	0,15,15	0.00	-
84	OHX	AR	3712	-	0,6,6	0.00	-	0,15,15	0.00	-
84	OHX	AR	3713	-	0,6,6	0.00	-	0,15,15	0.00	-
84	OHX	AR	3714	-	0,6,6	0.00	-	0,15,15	0.00	-
84	OHX	AR	3715	-	0,6,6	0.00	-	0,15,15	0.00	-
84	OHX	AR	3716	-	0,6,6	0.00	-	0,15,15	0.00	-
84	OHX	AR	3717	-	0,6,6	0.00	-	0,15,15	0.00	-
84	OHX	AR	3718	-	0,6,6	0.00	-	0,15,15	0.00	-
84	OHX	AR	3719	-	0,6,6	0.00	-	0,15,15	0.00	-
84	OHX	AR	3720	-	0,6,6	0.00	-	0,15,15	0.00	-
84	OHX	AR	3721	-	0,6,6	0.00	-	0,15,15	0.00	-
84	OHX	AR	3722	-	0,6,6	0.00	-	0,15,15	0.00	-
84	OHX	AR	3723	-	0,6,6	0.00	-	0,15,15	0.00	-
84	OHX	AR	3724	-	0,6,6	0.00	-	0,15,15	0.00	-
84	OHX	AR	3725	-	0,6,6	0.00	-	0,15,15	0.00	-
84	OHX	AR	3726	-	0,6,6	0.00	-	0,15,15	0.00	-
84	OHX	AR	3727	-	0,6,6	0.00	-	0,15,15	0.00	-
84	OHX	AR	3728	-	0,6,6	0.00	-	0,15,15	0.00	-
84	OHX	AR	3729	-	0,6,6	0.00	-	0,15,15	0.00	-
84	OHX	AR	3730	-	0,6,6	0.00	-	0,15,15	0.00	-
84	OHX	AR	3731	-	0,6,6	0.00	-	0,15,15	0.00	-
84	OHX	AR	3732	-	0,6,6	0.00	-	0,15,15	0.00	-

Mol	Type	Chain	Res	Link	Bond lengths			Bond angles		
					Counts	RMSZ	# Z > 2	Counts	RMSZ	# Z > 2
84	OHX	AR	3733	-	0,6,6	0.00	-	0,15,15	0.00	-
84	OHX	AR	3734	-	0,6,6	0.00	-	0,15,15	0.00	-
84	OHX	AR	3735	-	0,6,6	0.00	-	0,15,15	0.00	-
84	OHX	AR	3736	-	0,6,6	0.00	-	0,15,15	0.00	-
84	OHX	AR	3737	-	0,6,6	0.00	-	0,15,15	0.00	-
84	OHX	AR	3738	-	0,6,6	0.00	-	0,15,15	0.00	-
84	OHX	AR	3739	-	0,6,6	0.00	-	0,15,15	0.00	-
86	7MB	AR	4239	-	16,23,23	0.83	0	6,38,38	0.75	0
84	OHX	AS	201	-	0,6,6	0.00	-	0,15,15	0.00	-
84	OHX	AS	202	-	0,6,6	0.00	-	0,15,15	0.00	-
84	OHX	AS	203	-	0,6,6	0.00	-	0,15,15	0.00	-
84	OHX	AS	204	-	0,6,6	0.00	-	0,15,15	0.00	-
84	OHX	AS	205	-	0,6,6	0.00	-	0,15,15	0.00	-
84	OHX	AS	206	-	0,6,6	0.00	-	0,15,15	0.00	-
84	OHX	AS	207	-	0,6,6	0.00	-	0,15,15	0.00	-
84	OHX	AS	208	-	0,6,6	0.00	-	0,15,15	0.00	-
84	OHX	AS	209	-	0,6,6	0.00	-	0,15,15	0.00	-
84	OHX	AS	210	-	0,6,6	0.00	-	0,15,15	0.00	-
84	OHX	AT	202	-	0,6,6	0.00	-	0,15,15	0.00	-
84	OHX	AT	203	-	0,6,6	0.00	-	0,15,15	0.00	-
84	OHX	AT	204	-	0,6,6	0.00	-	0,15,15	0.00	-
84	OHX	AT	205	-	0,6,6	0.00	-	0,15,15	0.00	-
84	OHX	AT	206	-	0,6,6	0.00	-	0,15,15	0.00	-
84	OHX	AT	207	-	0,6,6	0.00	-	0,15,15	0.00	-
84	OHX	AT	208	-	0,6,6	0.00	-	0,15,15	0.00	-
84	OHX	AT	209	-	0,6,6	0.00	-	0,15,15	0.00	-
84	OHX	AT	210	-	0,6,6	0.00	-	0,15,15	0.00	-
84	OHX	AT	211	-	0,6,6	0.00	-	0,15,15	0.00	-
84	OHX	AT	212	-	0,6,6	0.00	-	0,15,15	0.00	-
84	OHX	AT	213	-	0,6,6	0.00	-	0,15,15	0.00	-
84	OHX	AT	214	-	0,6,6	0.00	-	0,15,15	0.00	-
84	OHX	AT	215	-	0,6,6	0.00	-	0,15,15	0.00	-
84	OHX	AT	216	-	0,6,6	0.00	-	0,15,15	0.00	-
84	OHX	AT	217	-	0,6,6	0.00	-	0,15,15	0.00	-
84	OHX	AT	218	-	0,6,6	0.00	-	0,15,15	0.00	-
84	OHX	AT	219	-	0,6,6	0.00	-	0,15,15	0.00	-
84	OHX	AT	220	-	0,6,6	0.00	-	0,15,15	0.00	-
84	OHX	CE	402	-	0,6,6	0.00	-	0,15,15	0.00	-
84	OHX	CE	403	-	0,6,6	0.00	-	0,15,15	0.00	-
84	OHX	CF	401	-	0,6,6	0.00	-	0,15,15	0.00	-
84	OHX	CF	402	-	0,6,6	0.00	-	0,15,15	0.00	-
84	OHX	CG	301	-	0,6,6	0.00	-	0,15,15	0.00	-
84	OHX	CG	302	-	0,6,6	0.00	-	0,15,15	0.00	-

Mol	Type	Chain	Res	Link	Bond lengths			Bond angles		
					Counts	RMSZ	# Z > 2	Counts	RMSZ	# Z > 2
84	OHX	CG	303	-	0,6,6	0.00	-	0,15,15	0.00	-
84	OHX	CK	201	-	0,6,6	0.00	-	0,15,15	0.00	-
84	OHX	CL	301	-	0,6,6	0.00	-	0,15,15	0.00	-
84	OHX	CL	302	-	0,6,6	0.00	-	0,15,15	0.00	-
84	OHX	CM	201	-	0,6,6	0.00	-	0,15,15	0.00	-
84	OHX	CO	201	-	0,6,6	0.00	-	0,15,15	0.00	-
84	OHX	CP	501	-	0,6,6	0.00	-	0,15,15	0.00	-
84	OHX	CV	201	-	0,6,6	0.00	-	0,15,15	0.00	-
84	OHX	CX	201	-	0,6,6	0.00	-	0,15,15	0.00	-
84	OHX	CZ	201	-	0,6,6	0.00	-	0,15,15	0.00	-
84	OHX	DD	102	-	0,6,6	0.00	-	0,15,15	0.00	-
84	OHX	DG	201	-	0,6,6	0.00	-	0,15,15	0.00	-
84	OHX	DH	201	-	0,6,6	0.00	-	0,15,15	0.00	-
84	OHX	DI	201	-	0,6,6	0.00	-	0,15,15	0.00	-
84	OHX	DL	101	-	0,6,6	0.00	-	0,15,15	0.00	-
84	OHX	DL	102	-	0,6,6	0.00	-	0,15,15	0.00	-
84	OHX	H	301	-	0,6,6	0.00	-	0,15,15	0.00	-
84	OHX	J	301	-	0,6,6	0.00	-	0,15,15	0.00	-
84	OHX	M	201	-	0,6,6	0.00	-	0,15,15	0.00	-
84	OHX	O	201	-	0,6,6	0.00	-	0,15,15	0.00	-
84	OHX	Q	201	-	0,6,6	0.00	-	0,15,15	0.00	-
84	OHX	T	201	-	0,6,6	0.00	-	0,15,15	0.00	-
84	OHX	c3	201	-	0,6,6	0.00	-	0,15,15	0.00	-
84	OHX	c5	201	-	0,6,6	0.00	-	0,15,15	0.00	-
84	OHX	c8	201	-	0,6,6	0.00	-	0,15,15	0.00	-
84	OHX	d9	101	-	0,6,6	0.00	-	0,15,15	0.00	-
84	OHX	e	101	-	0,6,6	0.00	-	0,15,15	0.00	-
84	OHX	h	401	-	0,6,6	0.00	-	0,15,15	0.00	-
84	OHX	k	401	-	0,6,6	0.00	-	0,15,15	0.00	-
84	OHX	k	402	-	0,6,6	0.00	-	0,15,15	0.00	-
84	OHX	l	401	-	0,6,6	0.00	-	0,15,15	0.00	-
84	OHX	r	301	-	0,6,6	0.00	-	0,15,15	0.00	-
84	OHX	s8	301	-	0,6,6	0.00	-	0,15,15	0.00	-
84	OHX	sR	401	-	0,6,6	0.00	-	0,15,15	0.00	-
84	OHX	v	301	-	0,6,6	0.00	-	0,15,15	0.00	-
84	OHX	x	201	-	0,6,6	0.00	-	0,15,15	0.00	-
84	OHX	x	202	-	0,6,6	0.00	-	0,15,15	0.00	-
84	OHX	y	201	-	0,6,6	0.00	-	0,15,15	0.00	-
84	OHX	z	201	-	0,6,6	0.00	-	0,15,15	0.00	-

In the following table, the Chirals column lists the number of chiral outliers, the number of chiral centers analysed, the number of these observed in the model and the number defined in the Chemical Component Dictionary. Similar counts are reported in the Torsion and Rings columns.

'-' means no outliers of that kind were identified.

Mol	Type	Chain	Res	Link	Chirals	Torsions	Rings
84	OHX	1	3401	-	-	0/0/0/0	0/0/0/0
84	OHX	1	3402	-	-	0/0/0/0	0/0/0/0
84	OHX	1	3403	-	-	0/0/0/0	0/0/0/0
84	OHX	1	3404	-	-	0/0/0/0	0/0/0/0
84	OHX	1	3405	-	-	0/0/0/0	0/0/0/0
84	OHX	1	3406	-	-	0/0/0/0	0/0/0/0
84	OHX	1	3407	-	-	0/0/0/0	0/0/0/0
84	OHX	1	3408	-	-	0/0/0/0	0/0/0/0
84	OHX	1	3409	-	-	0/0/0/0	0/0/0/0
84	OHX	1	3410	-	-	0/0/0/0	0/0/0/0
84	OHX	1	3411	-	-	0/0/0/0	0/0/0/0
84	OHX	1	3412	-	-	0/0/0/0	0/0/0/0
84	OHX	1	3413	-	-	0/0/0/0	0/0/0/0
84	OHX	1	3414	-	-	0/0/0/0	0/0/0/0
84	OHX	1	3415	-	-	0/0/0/0	0/0/0/0
84	OHX	1	3416	-	-	0/0/0/0	0/0/0/0
84	OHX	1	3417	-	-	0/0/0/0	0/0/0/0
84	OHX	1	3418	-	-	0/0/0/0	0/0/0/0
84	OHX	1	3419	-	-	0/0/0/0	0/0/0/0
84	OHX	1	3420	-	-	0/0/0/0	0/0/0/0
84	OHX	1	3421	-	-	0/0/0/0	0/0/0/0
84	OHX	1	3422	-	-	0/0/0/0	0/0/0/0
84	OHX	1	3423	-	-	0/0/0/0	0/0/0/0
84	OHX	1	3424	-	-	0/0/0/0	0/0/0/0
84	OHX	1	3425	-	-	0/0/0/0	0/0/0/0
84	OHX	1	3426	-	-	0/0/0/0	0/0/0/0
84	OHX	1	3427	-	-	0/0/0/0	0/0/0/0
84	OHX	1	3428	-	-	0/0/0/0	0/0/0/0
84	OHX	1	3429	-	-	0/0/0/0	0/0/0/0
84	OHX	1	3430	-	-	0/0/0/0	0/0/0/0
84	OHX	1	3431	-	-	0/0/0/0	0/0/0/0
84	OHX	1	3432	-	-	0/0/0/0	0/0/0/0
84	OHX	1	3433	-	-	0/0/0/0	0/0/0/0
84	OHX	1	3434	-	-	0/0/0/0	0/0/0/0
84	OHX	1	3435	-	-	0/0/0/0	0/0/0/0
84	OHX	1	3436	-	-	0/0/0/0	0/0/0/0
84	OHX	1	3437	-	-	0/0/0/0	0/0/0/0
84	OHX	1	3438	-	-	0/0/0/0	0/0/0/0
84	OHX	1	3439	-	-	0/0/0/0	0/0/0/0
84	OHX	1	3440	-	-	0/0/0/0	0/0/0/0
84	OHX	1	3441	-	-	0/0/0/0	0/0/0/0
84	OHX	1	3442	-	-	0/0/0/0	0/0/0/0

Continued on next page...

Continued from previous page...

Mol	Type	Chain	Res	Link	Chirals	Torsions	Rings
84	OHX	1	3443	-	-	0/0/0/0	0/0/0/0
84	OHX	1	3444	-	-	0/0/0/0	0/0/0/0
84	OHX	1	3445	-	-	0/0/0/0	0/0/0/0
84	OHX	1	3446	-	-	0/0/0/0	0/0/0/0
84	OHX	1	3447	-	-	0/0/0/0	0/0/0/0
84	OHX	1	3448	-	-	0/0/0/0	0/0/0/0
84	OHX	1	3449	-	-	0/0/0/0	0/0/0/0
84	OHX	1	3450	-	-	0/0/0/0	0/0/0/0
84	OHX	1	3451	-	-	0/0/0/0	0/0/0/0
84	OHX	1	3452	-	-	0/0/0/0	0/0/0/0
84	OHX	1	3453	-	-	0/0/0/0	0/0/0/0
84	OHX	1	3454	-	-	0/0/0/0	0/0/0/0
84	OHX	1	3455	-	-	0/0/0/0	0/0/0/0
84	OHX	1	3456	-	-	0/0/0/0	0/0/0/0
84	OHX	1	3457	-	-	0/0/0/0	0/0/0/0
84	OHX	1	3458	-	-	0/0/0/0	0/0/0/0
84	OHX	1	3459	-	-	0/0/0/0	0/0/0/0
84	OHX	1	3460	-	-	0/0/0/0	0/0/0/0
84	OHX	1	3461	-	-	0/0/0/0	0/0/0/0
84	OHX	1	3462	-	-	0/0/0/0	0/0/0/0
84	OHX	1	3463	-	-	0/0/0/0	0/0/0/0
84	OHX	1	3464	-	-	0/0/0/0	0/0/0/0
84	OHX	1	3465	-	-	0/0/0/0	0/0/0/0
84	OHX	1	3466	-	-	0/0/0/0	0/0/0/0
84	OHX	1	3467	-	-	0/0/0/0	0/0/0/0
84	OHX	1	3468	-	-	0/0/0/0	0/0/0/0
84	OHX	1	3469	-	-	0/0/0/0	0/0/0/0
84	OHX	1	3470	-	-	0/0/0/0	0/0/0/0
84	OHX	1	3471	-	-	0/0/0/0	0/0/0/0
84	OHX	1	3472	-	-	0/0/0/0	0/0/0/0
84	OHX	1	3473	-	-	0/0/0/0	0/0/0/0
84	OHX	1	3474	-	-	0/0/0/0	0/0/0/0
84	OHX	1	3475	-	-	0/0/0/0	0/0/0/0
84	OHX	1	3476	-	-	0/0/0/0	0/0/0/0
84	OHX	1	3477	-	-	0/0/0/0	0/0/0/0
84	OHX	1	3478	-	-	0/0/0/0	0/0/0/0
84	OHX	1	3479	-	-	0/0/0/0	0/0/0/0
84	OHX	1	3480	-	-	0/0/0/0	0/0/0/0
84	OHX	1	3481	-	-	0/0/0/0	0/0/0/0
84	OHX	1	3482	-	-	0/0/0/0	0/0/0/0
84	OHX	1	3483	-	-	0/0/0/0	0/0/0/0
84	OHX	1	3484	-	-	0/0/0/0	0/0/0/0

Continued on next page...

Continued from previous page...

Mol	Type	Chain	Res	Link	Chirals	Torsions	Rings
84	OHX	1	3485	-	-	0/0/0/0	0/0/0/0
84	OHX	1	3486	-	-	0/0/0/0	0/0/0/0
84	OHX	1	3487	-	-	0/0/0/0	0/0/0/0
84	OHX	1	3488	-	-	0/0/0/0	0/0/0/0
84	OHX	1	3489	-	-	0/0/0/0	0/0/0/0
84	OHX	1	3490	-	-	0/0/0/0	0/0/0/0
84	OHX	1	3491	-	-	0/0/0/0	0/0/0/0
84	OHX	1	3492	-	-	0/0/0/0	0/0/0/0
84	OHX	1	3493	-	-	0/0/0/0	0/0/0/0
84	OHX	1	3494	-	-	0/0/0/0	0/0/0/0
84	OHX	1	3495	-	-	0/0/0/0	0/0/0/0
84	OHX	1	3496	-	-	0/0/0/0	0/0/0/0
84	OHX	1	3497	-	-	0/0/0/0	0/0/0/0
84	OHX	1	3498	-	-	0/0/0/0	0/0/0/0
84	OHX	1	3499	-	-	0/0/0/0	0/0/0/0
84	OHX	1	3500	-	-	0/0/0/0	0/0/0/0
84	OHX	1	3501	-	-	0/0/0/0	0/0/0/0
84	OHX	1	3502	-	-	0/0/0/0	0/0/0/0
84	OHX	1	3503	-	-	0/0/0/0	0/0/0/0
84	OHX	1	3504	-	-	0/0/0/0	0/0/0/0
84	OHX	1	3505	-	-	0/0/0/0	0/0/0/0
84	OHX	1	3506	-	-	0/0/0/0	0/0/0/0
84	OHX	1	3507	-	-	0/0/0/0	0/0/0/0
84	OHX	1	3508	-	-	0/0/0/0	0/0/0/0
84	OHX	1	3509	-	-	0/0/0/0	0/0/0/0
84	OHX	1	3510	-	-	0/0/0/0	0/0/0/0
84	OHX	1	3511	-	-	0/0/0/0	0/0/0/0
84	OHX	1	3512	-	-	0/0/0/0	0/0/0/0
84	OHX	1	3513	-	-	0/0/0/0	0/0/0/0
84	OHX	1	3514	-	-	0/0/0/0	0/0/0/0
84	OHX	1	3515	-	-	0/0/0/0	0/0/0/0
84	OHX	1	3516	-	-	0/0/0/0	0/0/0/0
84	OHX	1	3517	-	-	0/0/0/0	0/0/0/0
84	OHX	1	3518	-	-	0/0/0/0	0/0/0/0
84	OHX	1	3519	-	-	0/0/0/0	0/0/0/0
84	OHX	1	3520	-	-	0/0/0/0	0/0/0/0
84	OHX	1	3521	-	-	0/0/0/0	0/0/0/0
84	OHX	1	3522	-	-	0/0/0/0	0/0/0/0
84	OHX	1	3523	-	-	0/0/0/0	0/0/0/0
84	OHX	1	3524	-	-	0/0/0/0	0/0/0/0
84	OHX	1	3525	-	-	0/0/0/0	0/0/0/0
84	OHX	1	3526	-	-	0/0/0/0	0/0/0/0

Continued on next page...

Continued from previous page...

Mol	Type	Chain	Res	Link	Chirals	Torsions	Rings
84	OHX	1	3527	-	-	0/0/0/0	0/0/0/0
84	OHX	1	3528	-	-	0/0/0/0	0/0/0/0
84	OHX	1	3529	-	-	0/0/0/0	0/0/0/0
84	OHX	1	3530	-	-	0/0/0/0	0/0/0/0
84	OHX	1	3531	-	-	0/0/0/0	0/0/0/0
84	OHX	1	3532	-	-	0/0/0/0	0/0/0/0
84	OHX	1	3533	-	-	0/0/0/0	0/0/0/0
84	OHX	1	3534	-	-	0/0/0/0	0/0/0/0
84	OHX	1	3535	-	-	0/0/0/0	0/0/0/0
84	OHX	1	3536	-	-	0/0/0/0	0/0/0/0
84	OHX	1	3537	-	-	0/0/0/0	0/0/0/0
84	OHX	1	3538	-	-	0/0/0/0	0/0/0/0
84	OHX	1	3539	-	-	0/0/0/0	0/0/0/0
84	OHX	1	3540	-	-	0/0/0/0	0/0/0/0
84	OHX	1	3541	-	-	0/0/0/0	0/0/0/0
84	OHX	1	3542	-	-	0/0/0/0	0/0/0/0
84	OHX	1	3543	-	-	0/0/0/0	0/0/0/0
84	OHX	1	3544	-	-	0/0/0/0	0/0/0/0
84	OHX	1	3545	-	-	0/0/0/0	0/0/0/0
84	OHX	1	3546	-	-	0/0/0/0	0/0/0/0
84	OHX	1	3547	-	-	0/0/0/0	0/0/0/0
84	OHX	1	3548	-	-	0/0/0/0	0/0/0/0
84	OHX	1	3549	-	-	0/0/0/0	0/0/0/0
84	OHX	1	3550	-	-	0/0/0/0	0/0/0/0
84	OHX	1	3551	-	-	0/0/0/0	0/0/0/0
84	OHX	1	3552	-	-	0/0/0/0	0/0/0/0
84	OHX	1	3553	-	-	0/0/0/0	0/0/0/0
84	OHX	1	3554	-	-	0/0/0/0	0/0/0/0
84	OHX	1	3555	-	-	0/0/0/0	0/0/0/0
84	OHX	1	3556	-	-	0/0/0/0	0/0/0/0
84	OHX	1	3557	-	-	0/0/0/0	0/0/0/0
84	OHX	1	3558	-	-	0/0/0/0	0/0/0/0
84	OHX	1	3559	-	-	0/0/0/0	0/0/0/0
84	OHX	1	3560	-	-	0/0/0/0	0/0/0/0
84	OHX	1	3561	-	-	0/0/0/0	0/0/0/0
84	OHX	1	3562	-	-	0/0/0/0	0/0/0/0
84	OHX	1	3563	-	-	0/0/0/0	0/0/0/0
84	OHX	1	3564	-	-	0/0/0/0	0/0/0/0
84	OHX	1	3565	-	-	0/0/0/0	0/0/0/0
84	OHX	1	3566	-	-	0/0/0/0	0/0/0/0
84	OHX	1	3567	-	-	0/0/0/0	0/0/0/0
84	OHX	1	3568	-	-	0/0/0/0	0/0/0/0

Continued on next page...

Continued from previous page...

Mol	Type	Chain	Res	Link	Chirals	Torsions	Rings
84	OHX	1	3569	-	-	0/0/0/0	0/0/0/0
84	OHX	1	3570	-	-	0/0/0/0	0/0/0/0
84	OHX	1	3571	-	-	0/0/0/0	0/0/0/0
84	OHX	1	3572	-	-	0/0/0/0	0/0/0/0
84	OHX	1	3573	-	-	0/0/0/0	0/0/0/0
84	OHX	1	3574	-	-	0/0/0/0	0/0/0/0
84	OHX	1	3575	-	-	0/0/0/0	0/0/0/0
84	OHX	1	3576	-	-	0/0/0/0	0/0/0/0
84	OHX	1	3577	-	-	0/0/0/0	0/0/0/0
84	OHX	1	3578	-	-	0/0/0/0	0/0/0/0
84	OHX	1	3579	-	-	0/0/0/0	0/0/0/0
84	OHX	1	3580	-	-	0/0/0/0	0/0/0/0
84	OHX	1	3581	-	-	0/0/0/0	0/0/0/0
84	OHX	1	3582	-	-	0/0/0/0	0/0/0/0
84	OHX	1	3583	-	-	0/0/0/0	0/0/0/0
84	OHX	1	3584	-	-	0/0/0/0	0/0/0/0
84	OHX	1	3585	-	-	0/0/0/0	0/0/0/0
84	OHX	1	3586	-	-	0/0/0/0	0/0/0/0
84	OHX	1	3587	-	-	0/0/0/0	0/0/0/0
84	OHX	1	3588	-	-	0/0/0/0	0/0/0/0
84	OHX	1	3589	-	-	0/0/0/0	0/0/0/0
84	OHX	1	3590	-	-	0/0/0/0	0/0/0/0
84	OHX	1	3591	-	-	0/0/0/0	0/0/0/0
84	OHX	1	3592	-	-	0/0/0/0	0/0/0/0
84	OHX	1	3593	-	-	0/0/0/0	0/0/0/0
84	OHX	1	3594	-	-	0/0/0/0	0/0/0/0
84	OHX	1	3595	-	-	0/0/0/0	0/0/0/0
84	OHX	1	3596	-	-	0/0/0/0	0/0/0/0
84	OHX	1	3597	-	-	0/0/0/0	0/0/0/0
84	OHX	1	3598	-	-	0/0/0/0	0/0/0/0
84	OHX	1	3599	-	-	0/0/0/0	0/0/0/0
84	OHX	1	3600	-	-	0/0/0/0	0/0/0/0
84	OHX	1	3601	-	-	0/0/0/0	0/0/0/0
84	OHX	1	3602	-	-	0/0/0/0	0/0/0/0
84	OHX	1	3603	-	-	0/0/0/0	0/0/0/0
84	OHX	1	3604	-	-	0/0/0/0	0/0/0/0
84	OHX	1	3605	-	-	0/0/0/0	0/0/0/0
84	OHX	1	3606	-	-	0/0/0/0	0/0/0/0
84	OHX	1	3607	-	-	0/0/0/0	0/0/0/0
84	OHX	1	3608	-	-	0/0/0/0	0/0/0/0
84	OHX	1	3609	-	-	0/0/0/0	0/0/0/0
84	OHX	1	3610	-	-	0/0/0/0	0/0/0/0

Continued on next page...

Continued from previous page...

Mol	Type	Chain	Res	Link	Chirals	Torsions	Rings
84	OHX	1	3611	-	-	0/0/0/0	0/0/0/0
84	OHX	1	3612	-	-	0/0/0/0	0/0/0/0
84	OHX	1	3613	-	-	0/0/0/0	0/0/0/0
84	OHX	1	3614	-	-	0/0/0/0	0/0/0/0
84	OHX	1	3615	-	-	0/0/0/0	0/0/0/0
84	OHX	1	3616	-	-	0/0/0/0	0/0/0/0
84	OHX	1	3617	-	-	0/0/0/0	0/0/0/0
84	OHX	1	3618	-	-	0/0/0/0	0/0/0/0
84	OHX	1	3619	-	-	0/0/0/0	0/0/0/0
84	OHX	1	3620	-	-	0/0/0/0	0/0/0/0
84	OHX	1	3621	-	-	0/0/0/0	0/0/0/0
84	OHX	1	3622	-	-	0/0/0/0	0/0/0/0
84	OHX	1	3623	-	-	0/0/0/0	0/0/0/0
84	OHX	1	3624	-	-	0/0/0/0	0/0/0/0
84	OHX	1	3625	-	-	0/0/0/0	0/0/0/0
84	OHX	1	3626	-	-	0/0/0/0	0/0/0/0
84	OHX	1	3627	-	-	0/0/0/0	0/0/0/0
84	OHX	1	3628	-	-	0/0/0/0	0/0/0/0
84	OHX	1	3629	-	-	0/0/0/0	0/0/0/0
84	OHX	1	3630	-	-	0/0/0/0	0/0/0/0
84	OHX	1	3631	-	-	0/0/0/0	0/0/0/0
84	OHX	1	3632	-	-	0/0/0/0	0/0/0/0
84	OHX	1	3633	-	-	0/0/0/0	0/0/0/0
84	OHX	1	3634	-	-	0/0/0/0	0/0/0/0
84	OHX	1	3635	-	-	0/0/0/0	0/0/0/0
84	OHX	1	3636	-	-	0/0/0/0	0/0/0/0
84	OHX	1	3637	-	-	0/0/0/0	0/0/0/0
84	OHX	1	3638	-	-	0/0/0/0	0/0/0/0
84	OHX	1	3639	-	-	0/0/0/0	0/0/0/0
84	OHX	1	3640	-	-	0/0/0/0	0/0/0/0
84	OHX	1	3641	-	-	0/0/0/0	0/0/0/0
84	OHX	1	3642	-	-	0/0/0/0	0/0/0/0
84	OHX	1	3643	-	-	0/0/0/0	0/0/0/0
84	OHX	1	3644	-	-	0/0/0/0	0/0/0/0
84	OHX	1	3645	-	-	0/0/0/0	0/0/0/0
84	OHX	1	3646	-	-	0/0/0/0	0/0/0/0
84	OHX	1	3647	-	-	0/0/0/0	0/0/0/0
84	OHX	1	3648	-	-	0/0/0/0	0/0/0/0
84	OHX	1	3649	-	-	0/0/0/0	0/0/0/0
84	OHX	1	3650	-	-	0/0/0/0	0/0/0/0
84	OHX	1	3651	-	-	0/0/0/0	0/0/0/0
84	OHX	1	3652	-	-	0/0/0/0	0/0/0/0

Continued on next page...

Continued from previous page...

Mol	Type	Chain	Res	Link	Chirals	Torsions	Rings
84	OHX	1	3653	-	-	0/0/0/0	0/0/0/0
84	OHX	1	3654	-	-	0/0/0/0	0/0/0/0
84	OHX	1	3655	-	-	0/0/0/0	0/0/0/0
84	OHX	1	3656	-	-	0/0/0/0	0/0/0/0
84	OHX	1	3657	-	-	0/0/0/0	0/0/0/0
84	OHX	1	3658	-	-	0/0/0/0	0/0/0/0
84	OHX	1	3659	-	-	0/0/0/0	0/0/0/0
84	OHX	1	3660	-	-	0/0/0/0	0/0/0/0
84	OHX	1	3661	-	-	0/0/0/0	0/0/0/0
84	OHX	1	3662	-	-	0/0/0/0	0/0/0/0
84	OHX	1	3663	-	-	0/0/0/0	0/0/0/0
84	OHX	1	3664	-	-	0/0/0/0	0/0/0/0
84	OHX	1	3665	-	-	0/0/0/0	0/0/0/0
84	OHX	1	3666	-	-	0/0/0/0	0/0/0/0
84	OHX	1	3667	-	-	0/0/0/0	0/0/0/0
84	OHX	1	3668	-	-	0/0/0/0	0/0/0/0
84	OHX	1	3669	-	-	0/0/0/0	0/0/0/0
84	OHX	1	3670	-	-	0/0/0/0	0/0/0/0
84	OHX	1	3671	-	-	0/0/0/0	0/0/0/0
84	OHX	1	3672	-	-	0/0/0/0	0/0/0/0
84	OHX	1	3673	-	-	0/0/0/0	0/0/0/0
84	OHX	1	3674	-	-	0/0/0/0	0/0/0/0
84	OHX	1	3675	-	-	0/0/0/0	0/0/0/0
84	OHX	1	3676	-	-	0/0/0/0	0/0/0/0
84	OHX	1	3677	-	-	0/0/0/0	0/0/0/0
84	OHX	1	3678	-	-	0/0/0/0	0/0/0/0
84	OHX	1	3679	-	-	0/0/0/0	0/0/0/0
84	OHX	1	3680	-	-	0/0/0/0	0/0/0/0
84	OHX	1	3681	-	-	0/0/0/0	0/0/0/0
84	OHX	1	3682	-	-	0/0/0/0	0/0/0/0
84	OHX	1	3683	-	-	0/0/0/0	0/0/0/0
84	OHX	1	3684	-	-	0/0/0/0	0/0/0/0
84	OHX	1	3685	-	-	0/0/0/0	0/0/0/0
84	OHX	1	3686	-	-	0/0/0/0	0/0/0/0
84	OHX	1	3687	-	-	0/0/0/0	0/0/0/0
84	OHX	1	3688	-	-	0/0/0/0	0/0/0/0
84	OHX	1	3689	-	-	0/0/0/0	0/0/0/0
84	OHX	1	3690	-	-	0/0/0/0	0/0/0/0
84	OHX	1	3691	-	-	0/0/0/0	0/0/0/0
84	OHX	1	3692	-	-	0/0/0/0	0/0/0/0
84	OHX	1	3693	-	-	0/0/0/0	0/0/0/0
84	OHX	1	3694	-	-	0/0/0/0	0/0/0/0

Continued on next page...

Continued from previous page...

Mol	Type	Chain	Res	Link	Chirals	Torsions	Rings
84	OHX	1	3695	-	-	0/0/0/0	0/0/0/0
84	OHX	1	3696	-	-	0/0/0/0	0/0/0/0
84	OHX	1	3697	-	-	0/0/0/0	0/0/0/0
84	OHX	1	3698	-	-	0/0/0/0	0/0/0/0
84	OHX	1	3699	-	-	0/0/0/0	0/0/0/0
84	OHX	1	3700	-	-	0/0/0/0	0/0/0/0
84	OHX	1	3701	-	-	0/0/0/0	0/0/0/0
84	OHX	1	3702	-	-	0/0/0/0	0/0/0/0
84	OHX	1	3703	-	-	0/0/0/0	0/0/0/0
84	OHX	1	3704	-	-	0/0/0/0	0/0/0/0
84	OHX	1	3705	-	-	0/0/0/0	0/0/0/0
84	OHX	1	3706	-	-	0/0/0/0	0/0/0/0
84	OHX	1	3707	-	-	0/0/0/0	0/0/0/0
84	OHX	1	3708	-	-	0/0/0/0	0/0/0/0
84	OHX	1	3709	-	-	0/0/0/0	0/0/0/0
84	OHX	1	3710	-	-	0/0/0/0	0/0/0/0
84	OHX	1	3711	-	-	0/0/0/0	0/0/0/0
84	OHX	1	3712	-	-	0/0/0/0	0/0/0/0
84	OHX	1	3713	-	-	0/0/0/0	0/0/0/0
84	OHX	1	3714	-	-	0/0/0/0	0/0/0/0
84	OHX	1	3715	-	-	0/0/0/0	0/0/0/0
84	OHX	1	3716	-	-	0/0/0/0	0/0/0/0
84	OHX	1	3717	-	-	0/0/0/0	0/0/0/0
84	OHX	1	3718	-	-	0/0/0/0	0/0/0/0
84	OHX	1	3719	-	-	0/0/0/0	0/0/0/0
84	OHX	1	3720	-	-	0/0/0/0	0/0/0/0
84	OHX	1	3721	-	-	0/0/0/0	0/0/0/0
84	OHX	1	3722	-	-	0/0/0/0	0/0/0/0
84	OHX	1	3723	-	-	0/0/0/0	0/0/0/0
84	OHX	1	3724	-	-	0/0/0/0	0/0/0/0
84	OHX	1	3725	-	-	0/0/0/0	0/0/0/0
84	OHX	1	3726	-	-	0/0/0/0	0/0/0/0
84	OHX	1	3727	-	-	0/0/0/0	0/0/0/0
84	OHX	1	3728	-	-	0/0/0/0	0/0/0/0
84	OHX	1	3729	-	-	0/0/0/0	0/0/0/0
84	OHX	1	3730	-	-	0/0/0/0	0/0/0/0
84	OHX	1	3731	-	-	0/0/0/0	0/0/0/0
86	7MB	1	4216	-	-	0/0/45/45	0/3/4/4
84	OHX	2	201	-	-	0/0/0/0	0/0/0/0
84	OHX	3	201	-	-	0/0/0/0	0/0/0/0
84	OHX	3	202	-	-	0/0/0/0	0/0/0/0
84	OHX	3	203	-	-	0/0/0/0	0/0/0/0

Continued on next page...

Continued from previous page...

Mol	Type	Chain	Res	Link	Chirals	Torsions	Rings
84	OHX	3	204	-	-	0/0/0/0	0/0/0/0
84	OHX	3	205	-	-	0/0/0/0	0/0/0/0
84	OHX	3	206	-	-	0/0/0/0	0/0/0/0
84	OHX	3	207	-	-	0/0/0/0	0/0/0/0
84	OHX	3	208	-	-	0/0/0/0	0/0/0/0
84	OHX	4	201	-	-	0/0/0/0	0/0/0/0
84	OHX	4	202	-	-	0/0/0/0	0/0/0/0
84	OHX	4	203	-	-	0/0/0/0	0/0/0/0
84	OHX	4	204	-	-	0/0/0/0	0/0/0/0
84	OHX	4	205	-	-	0/0/0/0	0/0/0/0
84	OHX	4	206	-	-	0/0/0/0	0/0/0/0
84	OHX	4	207	-	-	0/0/0/0	0/0/0/0
84	OHX	4	208	-	-	0/0/0/0	0/0/0/0
84	OHX	4	209	-	-	0/0/0/0	0/0/0/0
84	OHX	4	210	-	-	0/0/0/0	0/0/0/0
84	OHX	4	211	-	-	0/0/0/0	0/0/0/0
84	OHX	4	212	-	-	0/0/0/0	0/0/0/0
84	OHX	6	1901	-	-	0/0/0/0	0/0/0/0
84	OHX	6	1902	-	-	0/0/0/0	0/0/0/0
84	OHX	6	1903	-	-	0/0/0/0	0/0/0/0
84	OHX	6	1904	-	-	0/0/0/0	0/0/0/0
84	OHX	6	1905	-	-	0/0/0/0	0/0/0/0
84	OHX	6	1906	-	-	0/0/0/0	0/0/0/0
84	OHX	6	1907	-	-	0/0/0/0	0/0/0/0
84	OHX	6	1908	-	-	0/0/0/0	0/0/0/0
84	OHX	6	1909	-	-	0/0/0/0	0/0/0/0
84	OHX	6	1910	-	-	0/0/0/0	0/0/0/0
84	OHX	6	1911	-	-	0/0/0/0	0/0/0/0
84	OHX	6	1912	-	-	0/0/0/0	0/0/0/0
84	OHX	6	1913	-	-	0/0/0/0	0/0/0/0
84	OHX	6	1914	-	-	0/0/0/0	0/0/0/0
84	OHX	6	1915	-	-	0/0/0/0	0/0/0/0
84	OHX	6	1916	-	-	0/0/0/0	0/0/0/0
84	OHX	6	1917	-	-	0/0/0/0	0/0/0/0
84	OHX	6	1918	-	-	0/0/0/0	0/0/0/0
84	OHX	6	1919	-	-	0/0/0/0	0/0/0/0
84	OHX	6	1920	-	-	0/0/0/0	0/0/0/0
84	OHX	6	1921	-	-	0/0/0/0	0/0/0/0
84	OHX	6	1922	-	-	0/0/0/0	0/0/0/0
84	OHX	6	1923	-	-	0/0/0/0	0/0/0/0
84	OHX	6	1924	-	-	0/0/0/0	0/0/0/0
84	OHX	6	1925	-	-	0/0/0/0	0/0/0/0

Continued on next page...

Continued from previous page...

Mol	Type	Chain	Res	Link	Chirals	Torsions	Rings
84	OHX	6	1926	-	-	0/0/0/0	0/0/0/0
84	OHX	6	1927	-	-	0/0/0/0	0/0/0/0
84	OHX	6	1928	-	-	0/0/0/0	0/0/0/0
84	OHX	6	1929	-	-	0/0/0/0	0/0/0/0
84	OHX	6	1930	-	-	0/0/0/0	0/0/0/0
84	OHX	6	1931	-	-	0/0/0/0	0/0/0/0
84	OHX	6	1932	-	-	0/0/0/0	0/0/0/0
84	OHX	6	1933	-	-	0/0/0/0	0/0/0/0
84	OHX	6	1934	-	-	0/0/0/0	0/0/0/0
84	OHX	6	1935	-	-	0/0/0/0	0/0/0/0
84	OHX	6	1936	-	-	0/0/0/0	0/0/0/0
84	OHX	6	1937	-	-	0/0/0/0	0/0/0/0
84	OHX	6	1938	-	-	0/0/0/0	0/0/0/0
84	OHX	6	1939	-	-	0/0/0/0	0/0/0/0
84	OHX	6	1940	-	-	0/0/0/0	0/0/0/0
84	OHX	6	1941	-	-	0/0/0/0	0/0/0/0
84	OHX	6	1942	-	-	0/0/0/0	0/0/0/0
84	OHX	6	1943	-	-	0/0/0/0	0/0/0/0
84	OHX	6	1944	-	-	0/0/0/0	0/0/0/0
84	OHX	6	1945	-	-	0/0/0/0	0/0/0/0
84	OHX	6	1946	-	-	0/0/0/0	0/0/0/0
84	OHX	6	1947	-	-	0/0/0/0	0/0/0/0
84	OHX	6	1948	-	-	0/0/0/0	0/0/0/0
84	OHX	6	1949	-	-	0/0/0/0	0/0/0/0
84	OHX	6	1950	-	-	0/0/0/0	0/0/0/0
84	OHX	6	1951	-	-	0/0/0/0	0/0/0/0
84	OHX	6	1952	-	-	0/0/0/0	0/0/0/0
84	OHX	6	1953	-	-	0/0/0/0	0/0/0/0
84	OHX	6	1954	-	-	0/0/0/0	0/0/0/0
84	OHX	6	1955	-	-	0/0/0/0	0/0/0/0
84	OHX	6	1956	-	-	0/0/0/0	0/0/0/0
84	OHX	6	1957	-	-	0/0/0/0	0/0/0/0
84	OHX	6	1958	-	-	0/0/0/0	0/0/0/0
84	OHX	6	1959	-	-	0/0/0/0	0/0/0/0
84	OHX	6	1960	-	-	0/0/0/0	0/0/0/0
84	OHX	6	1961	-	-	0/0/0/0	0/0/0/0
84	OHX	6	1962	-	-	0/0/0/0	0/0/0/0
84	OHX	6	1963	-	-	0/0/0/0	0/0/0/0
84	OHX	6	1964	-	-	0/0/0/0	0/0/0/0
84	OHX	6	1965	-	-	0/0/0/0	0/0/0/0
84	OHX	6	1966	-	-	0/0/0/0	0/0/0/0
84	OHX	6	1967	-	-	0/0/0/0	0/0/0/0

Continued on next page...

Continued from previous page...

Mol	Type	Chain	Res	Link	Chirals	Torsions	Rings
84	OHX	6	1968	-	-	0/0/0/0	0/0/0/0
84	OHX	6	1969	-	-	0/0/0/0	0/0/0/0
84	OHX	6	1970	-	-	0/0/0/0	0/0/0/0
84	OHX	6	1971	-	-	0/0/0/0	0/0/0/0
84	OHX	6	1972	-	-	0/0/0/0	0/0/0/0
84	OHX	6	1973	-	-	0/0/0/0	0/0/0/0
84	OHX	6	1974	-	-	0/0/0/0	0/0/0/0
84	OHX	6	1975	-	-	0/0/0/0	0/0/0/0
84	OHX	6	1976	-	-	0/0/0/0	0/0/0/0
84	OHX	6	1977	-	-	0/0/0/0	0/0/0/0
84	OHX	6	1978	-	-	0/0/0/0	0/0/0/0
84	OHX	6	1979	-	-	0/0/0/0	0/0/0/0
84	OHX	6	1980	-	-	0/0/0/0	0/0/0/0
84	OHX	6	1981	-	-	0/0/0/0	0/0/0/0
84	OHX	6	1982	-	-	0/0/0/0	0/0/0/0
84	OHX	6	1983	-	-	0/0/0/0	0/0/0/0
84	OHX	6	1984	-	-	0/0/0/0	0/0/0/0
84	OHX	6	1985	-	-	0/0/0/0	0/0/0/0
84	OHX	6	1986	-	-	0/0/0/0	0/0/0/0
84	OHX	6	1987	-	-	0/0/0/0	0/0/0/0
84	OHX	6	1988	-	-	0/0/0/0	0/0/0/0
84	OHX	6	1989	-	-	0/0/0/0	0/0/0/0
84	OHX	6	1990	-	-	0/0/0/0	0/0/0/0
84	OHX	6	1991	-	-	0/0/0/0	0/0/0/0
84	OHX	6	1992	-	-	0/0/0/0	0/0/0/0
84	OHX	6	1993	-	-	0/0/0/0	0/0/0/0
84	OHX	6	1994	-	-	0/0/0/0	0/0/0/0
84	OHX	6	1995	-	-	0/0/0/0	0/0/0/0
84	OHX	6	1996	-	-	0/0/0/0	0/0/0/0
84	OHX	6	1997	-	-	0/0/0/0	0/0/0/0
84	OHX	6	1998	-	-	0/0/0/0	0/0/0/0
84	OHX	6	1999	-	-	0/0/0/0	0/0/0/0
84	OHX	6	2000	-	-	0/0/0/0	0/0/0/0
84	OHX	6	2001	-	-	0/0/0/0	0/0/0/0
84	OHX	6	2002	-	-	0/0/0/0	0/0/0/0
84	OHX	6	2003	-	-	0/0/0/0	0/0/0/0
84	OHX	6	2004	-	-	0/0/0/0	0/0/0/0
84	OHX	6	2005	-	-	0/0/0/0	0/0/0/0
84	OHX	6	2006	-	-	0/0/0/0	0/0/0/0
84	OHX	6	2007	-	-	0/0/0/0	0/0/0/0
84	OHX	6	2008	-	-	0/0/0/0	0/0/0/0
84	OHX	6	2009	-	-	0/0/0/0	0/0/0/0

Continued on next page...

Continued from previous page...

Mol	Type	Chain	Res	Link	Chirals	Torsions	Rings
84	OHX	6	2010	-	-	0/0/0/0	0/0/0/0
84	OHX	6	2011	-	-	0/0/0/0	0/0/0/0
84	OHX	6	2012	-	-	0/0/0/0	0/0/0/0
84	OHX	6	2013	-	-	0/0/0/0	0/0/0/0
84	OHX	6	2014	-	-	0/0/0/0	0/0/0/0
84	OHX	6	2015	-	-	0/0/0/0	0/0/0/0
84	OHX	6	2016	-	-	0/0/0/0	0/0/0/0
84	OHX	6	2017	-	-	0/0/0/0	0/0/0/0
84	OHX	6	2018	-	-	0/0/0/0	0/0/0/0
84	OHX	6	2019	-	-	0/0/0/0	0/0/0/0
84	OHX	6	2020	-	-	0/0/0/0	0/0/0/0
84	OHX	6	2021	-	-	0/0/0/0	0/0/0/0
84	OHX	6	2022	-	-	0/0/0/0	0/0/0/0
84	OHX	6	2023	-	-	0/0/0/0	0/0/0/0
84	OHX	6	2024	-	-	0/0/0/0	0/0/0/0
84	OHX	6	2025	-	-	0/0/0/0	0/0/0/0
84	OHX	6	2026	-	-	0/0/0/0	0/0/0/0
84	OHX	6	2027	-	-	0/0/0/0	0/0/0/0
84	OHX	6	2028	-	-	0/0/0/0	0/0/0/0
84	OHX	6	2029	-	-	0/0/0/0	0/0/0/0
84	OHX	6	2030	-	-	0/0/0/0	0/0/0/0
84	OHX	6	2031	-	-	0/0/0/0	0/0/0/0
84	OHX	6	2032	-	-	0/0/0/0	0/0/0/0
84	OHX	6	2033	-	-	0/0/0/0	0/0/0/0
84	OHX	6	2034	-	-	0/0/0/0	0/0/0/0
84	OHX	6	2035	-	-	0/0/0/0	0/0/0/0
84	OHX	6	2036	-	-	0/0/0/0	0/0/0/0
84	OHX	6	2037	-	-	0/0/0/0	0/0/0/0
84	OHX	6	2038	-	-	0/0/0/0	0/0/0/0
84	OHX	6	2039	-	-	0/0/0/0	0/0/0/0
84	OHX	6	2040	-	-	0/0/0/0	0/0/0/0
84	OHX	6	2041	-	-	0/0/0/0	0/0/0/0
84	OHX	6	2042	-	-	0/0/0/0	0/0/0/0
84	OHX	6	2043	-	-	0/0/0/0	0/0/0/0
84	OHX	6	2044	-	-	0/0/0/0	0/0/0/0
84	OHX	6	2045	-	-	0/0/0/0	0/0/0/0
84	OHX	6	2046	-	-	0/0/0/0	0/0/0/0
84	OHX	6	2047	-	-	0/0/0/0	0/0/0/0
84	OHX	6	2048	-	-	0/0/0/0	0/0/0/0
84	OHX	6	2049	-	-	0/0/0/0	0/0/0/0
84	OHX	6	2050	-	-	0/0/0/0	0/0/0/0
84	OHX	6	2051	-	-	0/0/0/0	0/0/0/0

Continued on next page...

Continued from previous page...

Mol	Type	Chain	Res	Link	Chirals	Torsions	Rings
84	OHX	6	2052	-	-	0/0/0/0	0/0/0/0
84	OHX	6	2053	-	-	0/0/0/0	0/0/0/0
84	OHX	6	2054	-	-	0/0/0/0	0/0/0/0
84	OHX	6	2055	-	-	0/0/0/0	0/0/0/0
84	OHX	6	2056	-	-	0/0/0/0	0/0/0/0
84	OHX	6	2057	-	-	0/0/0/0	0/0/0/0
84	OHX	A	1901	-	-	0/0/0/0	0/0/0/0
84	OHX	A	1902	-	-	0/0/0/0	0/0/0/0
84	OHX	A	1903	-	-	0/0/0/0	0/0/0/0
84	OHX	A	1904	-	-	0/0/0/0	0/0/0/0
84	OHX	A	1905	-	-	0/0/0/0	0/0/0/0
84	OHX	A	1906	-	-	0/0/0/0	0/0/0/0
84	OHX	A	1907	-	-	0/0/0/0	0/0/0/0
84	OHX	A	1908	-	-	0/0/0/0	0/0/0/0
84	OHX	A	1909	-	-	0/0/0/0	0/0/0/0
84	OHX	A	1910	-	-	0/0/0/0	0/0/0/0
84	OHX	A	1911	-	-	0/0/0/0	0/0/0/0
84	OHX	A	1912	-	-	0/0/0/0	0/0/0/0
84	OHX	A	1913	-	-	0/0/0/0	0/0/0/0
84	OHX	A	1914	-	-	0/0/0/0	0/0/0/0
84	OHX	A	1915	-	-	0/0/0/0	0/0/0/0
84	OHX	A	1916	-	-	0/0/0/0	0/0/0/0
84	OHX	A	1917	-	-	0/0/0/0	0/0/0/0
84	OHX	A	1918	-	-	0/0/0/0	0/0/0/0
84	OHX	A	1919	-	-	0/0/0/0	0/0/0/0
84	OHX	A	1920	-	-	0/0/0/0	0/0/0/0
84	OHX	A	1921	-	-	0/0/0/0	0/0/0/0
84	OHX	A	1922	-	-	0/0/0/0	0/0/0/0
84	OHX	A	1923	-	-	0/0/0/0	0/0/0/0
84	OHX	A	1924	-	-	0/0/0/0	0/0/0/0
84	OHX	A	1925	-	-	0/0/0/0	0/0/0/0
84	OHX	A	1926	-	-	0/0/0/0	0/0/0/0
84	OHX	A	1927	-	-	0/0/0/0	0/0/0/0
84	OHX	A	1928	-	-	0/0/0/0	0/0/0/0
84	OHX	A	1929	-	-	0/0/0/0	0/0/0/0
84	OHX	A	1930	-	-	0/0/0/0	0/0/0/0
84	OHX	A	1931	-	-	0/0/0/0	0/0/0/0
84	OHX	A	1932	-	-	0/0/0/0	0/0/0/0
84	OHX	A	1933	-	-	0/0/0/0	0/0/0/0
84	OHX	A	1934	-	-	0/0/0/0	0/0/0/0
84	OHX	A	1935	-	-	0/0/0/0	0/0/0/0
84	OHX	A	1936	-	-	0/0/0/0	0/0/0/0

Continued on next page...

Continued from previous page...

Mol	Type	Chain	Res	Link	Chirals	Torsions	Rings
84	OHX	A	1937	-	-	0/0/0/0	0/0/0/0
84	OHX	A	1938	-	-	0/0/0/0	0/0/0/0
84	OHX	A	1939	-	-	0/0/0/0	0/0/0/0
84	OHX	A	1940	-	-	0/0/0/0	0/0/0/0
84	OHX	A	1941	-	-	0/0/0/0	0/0/0/0
84	OHX	A	1942	-	-	0/0/0/0	0/0/0/0
84	OHX	A	1943	-	-	0/0/0/0	0/0/0/0
84	OHX	A	1944	-	-	0/0/0/0	0/0/0/0
84	OHX	A	1945	-	-	0/0/0/0	0/0/0/0
84	OHX	A	1946	-	-	0/0/0/0	0/0/0/0
84	OHX	A	1947	-	-	0/0/0/0	0/0/0/0
84	OHX	A	1948	-	-	0/0/0/0	0/0/0/0
84	OHX	A	1949	-	-	0/0/0/0	0/0/0/0
84	OHX	A	1950	-	-	0/0/0/0	0/0/0/0
84	OHX	A	1951	-	-	0/0/0/0	0/0/0/0
84	OHX	A	1952	-	-	0/0/0/0	0/0/0/0
84	OHX	A	1953	-	-	0/0/0/0	0/0/0/0
84	OHX	A	1954	-	-	0/0/0/0	0/0/0/0
84	OHX	A	1955	-	-	0/0/0/0	0/0/0/0
84	OHX	A	1956	-	-	0/0/0/0	0/0/0/0
84	OHX	A	1957	-	-	0/0/0/0	0/0/0/0
84	OHX	A	1958	-	-	0/0/0/0	0/0/0/0
84	OHX	A	1959	-	-	0/0/0/0	0/0/0/0
84	OHX	A	1960	-	-	0/0/0/0	0/0/0/0
84	OHX	A	1961	-	-	0/0/0/0	0/0/0/0
84	OHX	A	1962	-	-	0/0/0/0	0/0/0/0
84	OHX	A	1963	-	-	0/0/0/0	0/0/0/0
84	OHX	A	1964	-	-	0/0/0/0	0/0/0/0
84	OHX	A	1965	-	-	0/0/0/0	0/0/0/0
84	OHX	A	1966	-	-	0/0/0/0	0/0/0/0
84	OHX	A	1967	-	-	0/0/0/0	0/0/0/0
84	OHX	A	1968	-	-	0/0/0/0	0/0/0/0
84	OHX	A	1969	-	-	0/0/0/0	0/0/0/0
84	OHX	A	1970	-	-	0/0/0/0	0/0/0/0
84	OHX	A	1971	-	-	0/0/0/0	0/0/0/0
84	OHX	A	1972	-	-	0/0/0/0	0/0/0/0
84	OHX	A	1973	-	-	0/0/0/0	0/0/0/0
84	OHX	A	1974	-	-	0/0/0/0	0/0/0/0
84	OHX	A	1975	-	-	0/0/0/0	0/0/0/0
84	OHX	A	1976	-	-	0/0/0/0	0/0/0/0
84	OHX	A	1977	-	-	0/0/0/0	0/0/0/0
84	OHX	A	1978	-	-	0/0/0/0	0/0/0/0

Continued on next page...

Continued from previous page...

Mol	Type	Chain	Res	Link	Chirals	Torsions	Rings
84	OHX	A	1979	-	-	0/0/0/0	0/0/0/0
84	OHX	A	1980	-	-	0/0/0/0	0/0/0/0
84	OHX	A	1981	-	-	0/0/0/0	0/0/0/0
84	OHX	A	1982	-	-	0/0/0/0	0/0/0/0
84	OHX	A	1983	-	-	0/0/0/0	0/0/0/0
84	OHX	A	1984	-	-	0/0/0/0	0/0/0/0
84	OHX	A	1985	-	-	0/0/0/0	0/0/0/0
84	OHX	A	1986	-	-	0/0/0/0	0/0/0/0
84	OHX	A	1987	-	-	0/0/0/0	0/0/0/0
84	OHX	A	1988	-	-	0/0/0/0	0/0/0/0
84	OHX	A	1989	-	-	0/0/0/0	0/0/0/0
84	OHX	A	1990	-	-	0/0/0/0	0/0/0/0
84	OHX	A	1991	-	-	0/0/0/0	0/0/0/0
84	OHX	A	1992	-	-	0/0/0/0	0/0/0/0
84	OHX	A	1993	-	-	0/0/0/0	0/0/0/0
84	OHX	A	1994	-	-	0/0/0/0	0/0/0/0
84	OHX	A	1995	-	-	0/0/0/0	0/0/0/0
84	OHX	A	1996	-	-	0/0/0/0	0/0/0/0
84	OHX	A	1997	-	-	0/0/0/0	0/0/0/0
84	OHX	A	1998	-	-	0/0/0/0	0/0/0/0
84	OHX	A	1999	-	-	0/0/0/0	0/0/0/0
84	OHX	A	2000	-	-	0/0/0/0	0/0/0/0
84	OHX	A	2001	-	-	0/0/0/0	0/0/0/0
84	OHX	A	2002	-	-	0/0/0/0	0/0/0/0
84	OHX	A	2003	-	-	0/0/0/0	0/0/0/0
84	OHX	A	2004	-	-	0/0/0/0	0/0/0/0
84	OHX	A	2005	-	-	0/0/0/0	0/0/0/0
84	OHX	A	2006	-	-	0/0/0/0	0/0/0/0
84	OHX	A	2007	-	-	0/0/0/0	0/0/0/0
84	OHX	A	2008	-	-	0/0/0/0	0/0/0/0
84	OHX	A	2009	-	-	0/0/0/0	0/0/0/0
84	OHX	A	2010	-	-	0/0/0/0	0/0/0/0
84	OHX	A	2011	-	-	0/0/0/0	0/0/0/0
84	OHX	A	2012	-	-	0/0/0/0	0/0/0/0
84	OHX	A	2013	-	-	0/0/0/0	0/0/0/0
84	OHX	A	2014	-	-	0/0/0/0	0/0/0/0
84	OHX	A	2015	-	-	0/0/0/0	0/0/0/0
84	OHX	A	2016	-	-	0/0/0/0	0/0/0/0
84	OHX	A	2017	-	-	0/0/0/0	0/0/0/0
84	OHX	A	2018	-	-	0/0/0/0	0/0/0/0
84	OHX	A	2019	-	-	0/0/0/0	0/0/0/0
84	OHX	A	2020	-	-	0/0/0/0	0/0/0/0

Continued on next page...

Continued from previous page...

Mol	Type	Chain	Res	Link	Chirals	Torsions	Rings
84	OHX	A	2021	-	-	0/0/0/0	0/0/0/0
84	OHX	A	2022	-	-	0/0/0/0	0/0/0/0
84	OHX	A	2023	-	-	0/0/0/0	0/0/0/0
84	OHX	A	2024	-	-	0/0/0/0	0/0/0/0
84	OHX	A	2025	-	-	0/0/0/0	0/0/0/0
84	OHX	A	2026	-	-	0/0/0/0	0/0/0/0
84	OHX	A	2027	-	-	0/0/0/0	0/0/0/0
84	OHX	A	2028	-	-	0/0/0/0	0/0/0/0
84	OHX	A	2029	-	-	0/0/0/0	0/0/0/0
84	OHX	A	2030	-	-	0/0/0/0	0/0/0/0
84	OHX	A	2031	-	-	0/0/0/0	0/0/0/0
84	OHX	A	2032	-	-	0/0/0/0	0/0/0/0
84	OHX	A	2033	-	-	0/0/0/0	0/0/0/0
84	OHX	A	2034	-	-	0/0/0/0	0/0/0/0
84	OHX	A	2035	-	-	0/0/0/0	0/0/0/0
84	OHX	A	2036	-	-	0/0/0/0	0/0/0/0
84	OHX	A	2037	-	-	0/0/0/0	0/0/0/0
84	OHX	A	2038	-	-	0/0/0/0	0/0/0/0
84	OHX	A	2039	-	-	0/0/0/0	0/0/0/0
84	OHX	A	2040	-	-	0/0/0/0	0/0/0/0
84	OHX	A	2041	-	-	0/0/0/0	0/0/0/0
84	OHX	A	2042	-	-	0/0/0/0	0/0/0/0
84	OHX	AC	101	-	-	0/0/0/0	0/0/0/0
84	OHX	AE	201	-	-	0/0/0/0	0/0/0/0
84	OHX	AG	201	-	-	0/0/0/0	0/0/0/0
84	OHX	AK	102	-	-	0/0/0/0	0/0/0/0
84	OHX	AK	103	-	-	0/0/0/0	0/0/0/0
84	OHX	AP	502	-	-	0/0/0/0	0/0/0/0
84	OHX	AR	3401	-	-	0/0/0/0	0/0/0/0
84	OHX	AR	3402	-	-	0/0/0/0	0/0/0/0
84	OHX	AR	3403	-	-	0/0/0/0	0/0/0/0
84	OHX	AR	3404	-	-	0/0/0/0	0/0/0/0
84	OHX	AR	3405	-	-	0/0/0/0	0/0/0/0
84	OHX	AR	3406	-	-	0/0/0/0	0/0/0/0
84	OHX	AR	3407	-	-	0/0/0/0	0/0/0/0
84	OHX	AR	3408	-	-	0/0/0/0	0/0/0/0
84	OHX	AR	3409	-	-	0/0/0/0	0/0/0/0
84	OHX	AR	3410	-	-	0/0/0/0	0/0/0/0
84	OHX	AR	3411	-	-	0/0/0/0	0/0/0/0
84	OHX	AR	3412	-	-	0/0/0/0	0/0/0/0
84	OHX	AR	3413	-	-	0/0/0/0	0/0/0/0
84	OHX	AR	3414	-	-	0/0/0/0	0/0/0/0

Continued on next page...

Continued from previous page...

Mol	Type	Chain	Res	Link	Chirals	Torsions	Rings
84	OHX	AR	3415	-	-	0/0/0/0	0/0/0/0
84	OHX	AR	3416	-	-	0/0/0/0	0/0/0/0
84	OHX	AR	3417	-	-	0/0/0/0	0/0/0/0
84	OHX	AR	3418	-	-	0/0/0/0	0/0/0/0
84	OHX	AR	3419	-	-	0/0/0/0	0/0/0/0
84	OHX	AR	3420	-	-	0/0/0/0	0/0/0/0
84	OHX	AR	3421	-	-	0/0/0/0	0/0/0/0
84	OHX	AR	3422	-	-	0/0/0/0	0/0/0/0
84	OHX	AR	3423	-	-	0/0/0/0	0/0/0/0
84	OHX	AR	3424	-	-	0/0/0/0	0/0/0/0
84	OHX	AR	3425	-	-	0/0/0/0	0/0/0/0
84	OHX	AR	3426	-	-	0/0/0/0	0/0/0/0
84	OHX	AR	3427	-	-	0/0/0/0	0/0/0/0
84	OHX	AR	3428	-	-	0/0/0/0	0/0/0/0
84	OHX	AR	3429	-	-	0/0/0/0	0/0/0/0
84	OHX	AR	3430	-	-	0/0/0/0	0/0/0/0
84	OHX	AR	3431	-	-	0/0/0/0	0/0/0/0
84	OHX	AR	3432	-	-	0/0/0/0	0/0/0/0
84	OHX	AR	3433	-	-	0/0/0/0	0/0/0/0
84	OHX	AR	3434	-	-	0/0/0/0	0/0/0/0
84	OHX	AR	3435	-	-	0/0/0/0	0/0/0/0
84	OHX	AR	3436	-	-	0/0/0/0	0/0/0/0
84	OHX	AR	3437	-	-	0/0/0/0	0/0/0/0
84	OHX	AR	3438	-	-	0/0/0/0	0/0/0/0
84	OHX	AR	3439	-	-	0/0/0/0	0/0/0/0
84	OHX	AR	3440	-	-	0/0/0/0	0/0/0/0
84	OHX	AR	3441	-	-	0/0/0/0	0/0/0/0
84	OHX	AR	3442	-	-	0/0/0/0	0/0/0/0
84	OHX	AR	3443	-	-	0/0/0/0	0/0/0/0
84	OHX	AR	3444	-	-	0/0/0/0	0/0/0/0
84	OHX	AR	3445	-	-	0/0/0/0	0/0/0/0
84	OHX	AR	3446	-	-	0/0/0/0	0/0/0/0
84	OHX	AR	3447	-	-	0/0/0/0	0/0/0/0
84	OHX	AR	3448	-	-	0/0/0/0	0/0/0/0
84	OHX	AR	3449	-	-	0/0/0/0	0/0/0/0
84	OHX	AR	3450	-	-	0/0/0/0	0/0/0/0
84	OHX	AR	3451	-	-	0/0/0/0	0/0/0/0
84	OHX	AR	3452	-	-	0/0/0/0	0/0/0/0
84	OHX	AR	3453	-	-	0/0/0/0	0/0/0/0
84	OHX	AR	3454	-	-	0/0/0/0	0/0/0/0
84	OHX	AR	3455	-	-	0/0/0/0	0/0/0/0
84	OHX	AR	3456	-	-	0/0/0/0	0/0/0/0

Continued on next page...

Continued from previous page...

Mol	Type	Chain	Res	Link	Chirals	Torsions	Rings
84	OHX	AR	3457	-	-	0/0/0/0	0/0/0/0
84	OHX	AR	3458	-	-	0/0/0/0	0/0/0/0
84	OHX	AR	3459	-	-	0/0/0/0	0/0/0/0
84	OHX	AR	3460	-	-	0/0/0/0	0/0/0/0
84	OHX	AR	3461	-	-	0/0/0/0	0/0/0/0
84	OHX	AR	3462	-	-	0/0/0/0	0/0/0/0
84	OHX	AR	3463	-	-	0/0/0/0	0/0/0/0
84	OHX	AR	3464	-	-	0/0/0/0	0/0/0/0
84	OHX	AR	3465	-	-	0/0/0/0	0/0/0/0
84	OHX	AR	3466	-	-	0/0/0/0	0/0/0/0
84	OHX	AR	3467	-	-	0/0/0/0	0/0/0/0
84	OHX	AR	3468	-	-	0/0/0/0	0/0/0/0
84	OHX	AR	3469	-	-	0/0/0/0	0/0/0/0
84	OHX	AR	3470	-	-	0/0/0/0	0/0/0/0
84	OHX	AR	3471	-	-	0/0/0/0	0/0/0/0
84	OHX	AR	3472	-	-	0/0/0/0	0/0/0/0
84	OHX	AR	3473	-	-	0/0/0/0	0/0/0/0
84	OHX	AR	3474	-	-	0/0/0/0	0/0/0/0
84	OHX	AR	3475	-	-	0/0/0/0	0/0/0/0
84	OHX	AR	3476	-	-	0/0/0/0	0/0/0/0
84	OHX	AR	3477	-	-	0/0/0/0	0/0/0/0
84	OHX	AR	3478	-	-	0/0/0/0	0/0/0/0
84	OHX	AR	3479	-	-	0/0/0/0	0/0/0/0
84	OHX	AR	3480	-	-	0/0/0/0	0/0/0/0
84	OHX	AR	3481	-	-	0/0/0/0	0/0/0/0
84	OHX	AR	3482	-	-	0/0/0/0	0/0/0/0
84	OHX	AR	3483	-	-	0/0/0/0	0/0/0/0
84	OHX	AR	3484	-	-	0/0/0/0	0/0/0/0
84	OHX	AR	3485	-	-	0/0/0/0	0/0/0/0
84	OHX	AR	3486	-	-	0/0/0/0	0/0/0/0
84	OHX	AR	3487	-	-	0/0/0/0	0/0/0/0
84	OHX	AR	3488	-	-	0/0/0/0	0/0/0/0
84	OHX	AR	3489	-	-	0/0/0/0	0/0/0/0
84	OHX	AR	3490	-	-	0/0/0/0	0/0/0/0
84	OHX	AR	3491	-	-	0/0/0/0	0/0/0/0
84	OHX	AR	3492	-	-	0/0/0/0	0/0/0/0
84	OHX	AR	3493	-	-	0/0/0/0	0/0/0/0
84	OHX	AR	3494	-	-	0/0/0/0	0/0/0/0
84	OHX	AR	3495	-	-	0/0/0/0	0/0/0/0
84	OHX	AR	3496	-	-	0/0/0/0	0/0/0/0
84	OHX	AR	3497	-	-	0/0/0/0	0/0/0/0
84	OHX	AR	3498	-	-	0/0/0/0	0/0/0/0

Continued on next page...

Continued from previous page...

Mol	Type	Chain	Res	Link	Chirals	Torsions	Rings
84	OHX	AR	3499	-	-	0/0/0/0	0/0/0/0
84	OHX	AR	3500	-	-	0/0/0/0	0/0/0/0
84	OHX	AR	3501	-	-	0/0/0/0	0/0/0/0
84	OHX	AR	3502	-	-	0/0/0/0	0/0/0/0
84	OHX	AR	3503	-	-	0/0/0/0	0/0/0/0
84	OHX	AR	3504	-	-	0/0/0/0	0/0/0/0
84	OHX	AR	3505	-	-	0/0/0/0	0/0/0/0
84	OHX	AR	3506	-	-	0/0/0/0	0/0/0/0
84	OHX	AR	3507	-	-	0/0/0/0	0/0/0/0
84	OHX	AR	3508	-	-	0/0/0/0	0/0/0/0
84	OHX	AR	3509	-	-	0/0/0/0	0/0/0/0
84	OHX	AR	3510	-	-	0/0/0/0	0/0/0/0
84	OHX	AR	3511	-	-	0/0/0/0	0/0/0/0
84	OHX	AR	3512	-	-	0/0/0/0	0/0/0/0
84	OHX	AR	3513	-	-	0/0/0/0	0/0/0/0
84	OHX	AR	3514	-	-	0/0/0/0	0/0/0/0
84	OHX	AR	3515	-	-	0/0/0/0	0/0/0/0
84	OHX	AR	3516	-	-	0/0/0/0	0/0/0/0
84	OHX	AR	3517	-	-	0/0/0/0	0/0/0/0
84	OHX	AR	3518	-	-	0/0/0/0	0/0/0/0
84	OHX	AR	3519	-	-	0/0/0/0	0/0/0/0
84	OHX	AR	3520	-	-	0/0/0/0	0/0/0/0
84	OHX	AR	3521	-	-	0/0/0/0	0/0/0/0
84	OHX	AR	3522	-	-	0/0/0/0	0/0/0/0
84	OHX	AR	3523	-	-	0/0/0/0	0/0/0/0
84	OHX	AR	3524	-	-	0/0/0/0	0/0/0/0
84	OHX	AR	3525	-	-	0/0/0/0	0/0/0/0
84	OHX	AR	3526	-	-	0/0/0/0	0/0/0/0
84	OHX	AR	3527	-	-	0/0/0/0	0/0/0/0
84	OHX	AR	3528	-	-	0/0/0/0	0/0/0/0
84	OHX	AR	3529	-	-	0/0/0/0	0/0/0/0
84	OHX	AR	3530	-	-	0/0/0/0	0/0/0/0
84	OHX	AR	3531	-	-	0/0/0/0	0/0/0/0
84	OHX	AR	3532	-	-	0/0/0/0	0/0/0/0
84	OHX	AR	3533	-	-	0/0/0/0	0/0/0/0
84	OHX	AR	3534	-	-	0/0/0/0	0/0/0/0
84	OHX	AR	3535	-	-	0/0/0/0	0/0/0/0
84	OHX	AR	3536	-	-	0/0/0/0	0/0/0/0
84	OHX	AR	3537	-	-	0/0/0/0	0/0/0/0
84	OHX	AR	3538	-	-	0/0/0/0	0/0/0/0
84	OHX	AR	3539	-	-	0/0/0/0	0/0/0/0
84	OHX	AR	3540	-	-	0/0/0/0	0/0/0/0

Continued on next page...

Continued from previous page...

Mol	Type	Chain	Res	Link	Chirals	Torsions	Rings
84	OHX	AR	3541	-	-	0/0/0/0	0/0/0/0
84	OHX	AR	3542	-	-	0/0/0/0	0/0/0/0
84	OHX	AR	3543	-	-	0/0/0/0	0/0/0/0
84	OHX	AR	3544	-	-	0/0/0/0	0/0/0/0
84	OHX	AR	3545	-	-	0/0/0/0	0/0/0/0
84	OHX	AR	3546	-	-	0/0/0/0	0/0/0/0
84	OHX	AR	3547	-	-	0/0/0/0	0/0/0/0
84	OHX	AR	3548	-	-	0/0/0/0	0/0/0/0
84	OHX	AR	3549	-	-	0/0/0/0	0/0/0/0
84	OHX	AR	3550	-	-	0/0/0/0	0/0/0/0
84	OHX	AR	3551	-	-	0/0/0/0	0/0/0/0
84	OHX	AR	3552	-	-	0/0/0/0	0/0/0/0
84	OHX	AR	3553	-	-	0/0/0/0	0/0/0/0
84	OHX	AR	3554	-	-	0/0/0/0	0/0/0/0
84	OHX	AR	3555	-	-	0/0/0/0	0/0/0/0
84	OHX	AR	3556	-	-	0/0/0/0	0/0/0/0
84	OHX	AR	3557	-	-	0/0/0/0	0/0/0/0
84	OHX	AR	3558	-	-	0/0/0/0	0/0/0/0
84	OHX	AR	3559	-	-	0/0/0/0	0/0/0/0
84	OHX	AR	3560	-	-	0/0/0/0	0/0/0/0
84	OHX	AR	3561	-	-	0/0/0/0	0/0/0/0
84	OHX	AR	3562	-	-	0/0/0/0	0/0/0/0
84	OHX	AR	3563	-	-	0/0/0/0	0/0/0/0
84	OHX	AR	3564	-	-	0/0/0/0	0/0/0/0
84	OHX	AR	3565	-	-	0/0/0/0	0/0/0/0
84	OHX	AR	3566	-	-	0/0/0/0	0/0/0/0
84	OHX	AR	3567	-	-	0/0/0/0	0/0/0/0
84	OHX	AR	3568	-	-	0/0/0/0	0/0/0/0
84	OHX	AR	3569	-	-	0/0/0/0	0/0/0/0
84	OHX	AR	3570	-	-	0/0/0/0	0/0/0/0
84	OHX	AR	3571	-	-	0/0/0/0	0/0/0/0
84	OHX	AR	3572	-	-	0/0/0/0	0/0/0/0
84	OHX	AR	3573	-	-	0/0/0/0	0/0/0/0
84	OHX	AR	3574	-	-	0/0/0/0	0/0/0/0
84	OHX	AR	3575	-	-	0/0/0/0	0/0/0/0
84	OHX	AR	3576	-	-	0/0/0/0	0/0/0/0
84	OHX	AR	3577	-	-	0/0/0/0	0/0/0/0
84	OHX	AR	3578	-	-	0/0/0/0	0/0/0/0
84	OHX	AR	3579	-	-	0/0/0/0	0/0/0/0
84	OHX	AR	3580	-	-	0/0/0/0	0/0/0/0
84	OHX	AR	3581	-	-	0/0/0/0	0/0/0/0
84	OHX	AR	3582	-	-	0/0/0/0	0/0/0/0

Continued on next page...

Continued from previous page...

Mol	Type	Chain	Res	Link	Chirals	Torsions	Rings
84	OHX	AR	3583	-	-	0/0/0/0	0/0/0/0
84	OHX	AR	3584	-	-	0/0/0/0	0/0/0/0
84	OHX	AR	3585	-	-	0/0/0/0	0/0/0/0
84	OHX	AR	3586	-	-	0/0/0/0	0/0/0/0
84	OHX	AR	3587	-	-	0/0/0/0	0/0/0/0
84	OHX	AR	3588	-	-	0/0/0/0	0/0/0/0
84	OHX	AR	3589	-	-	0/0/0/0	0/0/0/0
84	OHX	AR	3590	-	-	0/0/0/0	0/0/0/0
84	OHX	AR	3591	-	-	0/0/0/0	0/0/0/0
84	OHX	AR	3592	-	-	0/0/0/0	0/0/0/0
84	OHX	AR	3593	-	-	0/0/0/0	0/0/0/0
84	OHX	AR	3594	-	-	0/0/0/0	0/0/0/0
84	OHX	AR	3595	-	-	0/0/0/0	0/0/0/0
84	OHX	AR	3596	-	-	0/0/0/0	0/0/0/0
84	OHX	AR	3597	-	-	0/0/0/0	0/0/0/0
84	OHX	AR	3598	-	-	0/0/0/0	0/0/0/0
84	OHX	AR	3599	-	-	0/0/0/0	0/0/0/0
84	OHX	AR	3600	-	-	0/0/0/0	0/0/0/0
84	OHX	AR	3601	-	-	0/0/0/0	0/0/0/0
84	OHX	AR	3602	-	-	0/0/0/0	0/0/0/0
84	OHX	AR	3603	-	-	0/0/0/0	0/0/0/0
84	OHX	AR	3604	-	-	0/0/0/0	0/0/0/0
84	OHX	AR	3605	-	-	0/0/0/0	0/0/0/0
84	OHX	AR	3606	-	-	0/0/0/0	0/0/0/0
84	OHX	AR	3607	-	-	0/0/0/0	0/0/0/0
84	OHX	AR	3608	-	-	0/0/0/0	0/0/0/0
84	OHX	AR	3609	-	-	0/0/0/0	0/0/0/0
84	OHX	AR	3610	-	-	0/0/0/0	0/0/0/0
84	OHX	AR	3611	-	-	0/0/0/0	0/0/0/0
84	OHX	AR	3612	-	-	0/0/0/0	0/0/0/0
84	OHX	AR	3613	-	-	0/0/0/0	0/0/0/0
84	OHX	AR	3614	-	-	0/0/0/0	0/0/0/0
84	OHX	AR	3615	-	-	0/0/0/0	0/0/0/0
84	OHX	AR	3616	-	-	0/0/0/0	0/0/0/0
84	OHX	AR	3617	-	-	0/0/0/0	0/0/0/0
84	OHX	AR	3618	-	-	0/0/0/0	0/0/0/0
84	OHX	AR	3619	-	-	0/0/0/0	0/0/0/0
84	OHX	AR	3620	-	-	0/0/0/0	0/0/0/0
84	OHX	AR	3621	-	-	0/0/0/0	0/0/0/0
84	OHX	AR	3622	-	-	0/0/0/0	0/0/0/0
84	OHX	AR	3623	-	-	0/0/0/0	0/0/0/0
84	OHX	AR	3624	-	-	0/0/0/0	0/0/0/0

Continued on next page...

Continued from previous page...

Mol	Type	Chain	Res	Link	Chirals	Torsions	Rings
84	OHX	AR	3625	-	-	0/0/0/0	0/0/0/0
84	OHX	AR	3626	-	-	0/0/0/0	0/0/0/0
84	OHX	AR	3627	-	-	0/0/0/0	0/0/0/0
84	OHX	AR	3628	-	-	0/0/0/0	0/0/0/0
84	OHX	AR	3629	-	-	0/0/0/0	0/0/0/0
84	OHX	AR	3630	-	-	0/0/0/0	0/0/0/0
84	OHX	AR	3631	-	-	0/0/0/0	0/0/0/0
84	OHX	AR	3632	-	-	0/0/0/0	0/0/0/0
84	OHX	AR	3633	-	-	0/0/0/0	0/0/0/0
84	OHX	AR	3634	-	-	0/0/0/0	0/0/0/0
84	OHX	AR	3635	-	-	0/0/0/0	0/0/0/0
84	OHX	AR	3636	-	-	0/0/0/0	0/0/0/0
84	OHX	AR	3637	-	-	0/0/0/0	0/0/0/0
84	OHX	AR	3638	-	-	0/0/0/0	0/0/0/0
84	OHX	AR	3639	-	-	0/0/0/0	0/0/0/0
84	OHX	AR	3640	-	-	0/0/0/0	0/0/0/0
84	OHX	AR	3641	-	-	0/0/0/0	0/0/0/0
84	OHX	AR	3642	-	-	0/0/0/0	0/0/0/0
84	OHX	AR	3643	-	-	0/0/0/0	0/0/0/0
84	OHX	AR	3644	-	-	0/0/0/0	0/0/0/0
84	OHX	AR	3645	-	-	0/0/0/0	0/0/0/0
84	OHX	AR	3646	-	-	0/0/0/0	0/0/0/0
84	OHX	AR	3647	-	-	0/0/0/0	0/0/0/0
84	OHX	AR	3648	-	-	0/0/0/0	0/0/0/0
84	OHX	AR	3649	-	-	0/0/0/0	0/0/0/0
84	OHX	AR	3650	-	-	0/0/0/0	0/0/0/0
84	OHX	AR	3651	-	-	0/0/0/0	0/0/0/0
84	OHX	AR	3652	-	-	0/0/0/0	0/0/0/0
84	OHX	AR	3653	-	-	0/0/0/0	0/0/0/0
84	OHX	AR	3654	-	-	0/0/0/0	0/0/0/0
84	OHX	AR	3655	-	-	0/0/0/0	0/0/0/0
84	OHX	AR	3656	-	-	0/0/0/0	0/0/0/0
84	OHX	AR	3657	-	-	0/0/0/0	0/0/0/0
84	OHX	AR	3658	-	-	0/0/0/0	0/0/0/0
84	OHX	AR	3659	-	-	0/0/0/0	0/0/0/0
84	OHX	AR	3660	-	-	0/0/0/0	0/0/0/0
84	OHX	AR	3661	-	-	0/0/0/0	0/0/0/0
84	OHX	AR	3662	-	-	0/0/0/0	0/0/0/0
84	OHX	AR	3663	-	-	0/0/0/0	0/0/0/0
84	OHX	AR	3664	-	-	0/0/0/0	0/0/0/0
84	OHX	AR	3665	-	-	0/0/0/0	0/0/0/0
84	OHX	AR	3666	-	-	0/0/0/0	0/0/0/0

Continued on next page...

Continued from previous page...

Mol	Type	Chain	Res	Link	Chirals	Torsions	Rings
84	OHX	AR	3667	-	-	0/0/0/0	0/0/0/0
84	OHX	AR	3668	-	-	0/0/0/0	0/0/0/0
84	OHX	AR	3669	-	-	0/0/0/0	0/0/0/0
84	OHX	AR	3670	-	-	0/0/0/0	0/0/0/0
84	OHX	AR	3671	-	-	0/0/0/0	0/0/0/0
84	OHX	AR	3672	-	-	0/0/0/0	0/0/0/0
84	OHX	AR	3673	-	-	0/0/0/0	0/0/0/0
84	OHX	AR	3674	-	-	0/0/0/0	0/0/0/0
84	OHX	AR	3675	-	-	0/0/0/0	0/0/0/0
84	OHX	AR	3676	-	-	0/0/0/0	0/0/0/0
84	OHX	AR	3677	-	-	0/0/0/0	0/0/0/0
84	OHX	AR	3678	-	-	0/0/0/0	0/0/0/0
84	OHX	AR	3679	-	-	0/0/0/0	0/0/0/0
84	OHX	AR	3680	-	-	0/0/0/0	0/0/0/0
84	OHX	AR	3681	-	-	0/0/0/0	0/0/0/0
84	OHX	AR	3682	-	-	0/0/0/0	0/0/0/0
84	OHX	AR	3683	-	-	0/0/0/0	0/0/0/0
84	OHX	AR	3684	-	-	0/0/0/0	0/0/0/0
84	OHX	AR	3685	-	-	0/0/0/0	0/0/0/0
84	OHX	AR	3686	-	-	0/0/0/0	0/0/0/0
84	OHX	AR	3687	-	-	0/0/0/0	0/0/0/0
84	OHX	AR	3688	-	-	0/0/0/0	0/0/0/0
84	OHX	AR	3689	-	-	0/0/0/0	0/0/0/0
84	OHX	AR	3690	-	-	0/0/0/0	0/0/0/0
84	OHX	AR	3691	-	-	0/0/0/0	0/0/0/0
84	OHX	AR	3692	-	-	0/0/0/0	0/0/0/0
84	OHX	AR	3693	-	-	0/0/0/0	0/0/0/0
84	OHX	AR	3694	-	-	0/0/0/0	0/0/0/0
84	OHX	AR	3695	-	-	0/0/0/0	0/0/0/0
84	OHX	AR	3696	-	-	0/0/0/0	0/0/0/0
84	OHX	AR	3697	-	-	0/0/0/0	0/0/0/0
84	OHX	AR	3698	-	-	0/0/0/0	0/0/0/0
84	OHX	AR	3699	-	-	0/0/0/0	0/0/0/0
84	OHX	AR	3700	-	-	0/0/0/0	0/0/0/0
84	OHX	AR	3701	-	-	0/0/0/0	0/0/0/0
84	OHX	AR	3702	-	-	0/0/0/0	0/0/0/0
84	OHX	AR	3703	-	-	0/0/0/0	0/0/0/0
84	OHX	AR	3704	-	-	0/0/0/0	0/0/0/0
84	OHX	AR	3705	-	-	0/0/0/0	0/0/0/0
84	OHX	AR	3706	-	-	0/0/0/0	0/0/0/0
84	OHX	AR	3707	-	-	0/0/0/0	0/0/0/0
84	OHX	AR	3708	-	-	0/0/0/0	0/0/0/0

Continued on next page...

Continued from previous page...

Mol	Type	Chain	Res	Link	Chirals	Torsions	Rings
84	OHX	AR	3709	-	-	0/0/0/0	0/0/0/0
84	OHX	AR	3710	-	-	0/0/0/0	0/0/0/0
84	OHX	AR	3711	-	-	0/0/0/0	0/0/0/0
84	OHX	AR	3712	-	-	0/0/0/0	0/0/0/0
84	OHX	AR	3713	-	-	0/0/0/0	0/0/0/0
84	OHX	AR	3714	-	-	0/0/0/0	0/0/0/0
84	OHX	AR	3715	-	-	0/0/0/0	0/0/0/0
84	OHX	AR	3716	-	-	0/0/0/0	0/0/0/0
84	OHX	AR	3717	-	-	0/0/0/0	0/0/0/0
84	OHX	AR	3718	-	-	0/0/0/0	0/0/0/0
84	OHX	AR	3719	-	-	0/0/0/0	0/0/0/0
84	OHX	AR	3720	-	-	0/0/0/0	0/0/0/0
84	OHX	AR	3721	-	-	0/0/0/0	0/0/0/0
84	OHX	AR	3722	-	-	0/0/0/0	0/0/0/0
84	OHX	AR	3723	-	-	0/0/0/0	0/0/0/0
84	OHX	AR	3724	-	-	0/0/0/0	0/0/0/0
84	OHX	AR	3725	-	-	0/0/0/0	0/0/0/0
84	OHX	AR	3726	-	-	0/0/0/0	0/0/0/0
84	OHX	AR	3727	-	-	0/0/0/0	0/0/0/0
84	OHX	AR	3728	-	-	0/0/0/0	0/0/0/0
84	OHX	AR	3729	-	-	0/0/0/0	0/0/0/0
84	OHX	AR	3730	-	-	0/0/0/0	0/0/0/0
84	OHX	AR	3731	-	-	0/0/0/0	0/0/0/0
84	OHX	AR	3732	-	-	0/0/0/0	0/0/0/0
84	OHX	AR	3733	-	-	0/0/0/0	0/0/0/0
84	OHX	AR	3734	-	-	0/0/0/0	0/0/0/0
84	OHX	AR	3735	-	-	0/0/0/0	0/0/0/0
84	OHX	AR	3736	-	-	0/0/0/0	0/0/0/0
84	OHX	AR	3737	-	-	0/0/0/0	0/0/0/0
84	OHX	AR	3738	-	-	0/0/0/0	0/0/0/0
84	OHX	AR	3739	-	-	0/0/0/0	0/0/0/0
86	7MB	AR	4239	-	-	0/0/45/45	0/3/4/4
84	OHX	AS	201	-	-	0/0/0/0	0/0/0/0
84	OHX	AS	202	-	-	0/0/0/0	0/0/0/0
84	OHX	AS	203	-	-	0/0/0/0	0/0/0/0
84	OHX	AS	204	-	-	0/0/0/0	0/0/0/0
84	OHX	AS	205	-	-	0/0/0/0	0/0/0/0
84	OHX	AS	206	-	-	0/0/0/0	0/0/0/0
84	OHX	AS	207	-	-	0/0/0/0	0/0/0/0
84	OHX	AS	208	-	-	0/0/0/0	0/0/0/0
84	OHX	AS	209	-	-	0/0/0/0	0/0/0/0
84	OHX	AS	210	-	-	0/0/0/0	0/0/0/0

Continued on next page...

Continued from previous page...

Mol	Type	Chain	Res	Link	Chirals	Torsions	Rings
84	OHX	AT	202	-	-	0/0/0/0	0/0/0/0
84	OHX	AT	203	-	-	0/0/0/0	0/0/0/0
84	OHX	AT	204	-	-	0/0/0/0	0/0/0/0
84	OHX	AT	205	-	-	0/0/0/0	0/0/0/0
84	OHX	AT	206	-	-	0/0/0/0	0/0/0/0
84	OHX	AT	207	-	-	0/0/0/0	0/0/0/0
84	OHX	AT	208	-	-	0/0/0/0	0/0/0/0
84	OHX	AT	209	-	-	0/0/0/0	0/0/0/0
84	OHX	AT	210	-	-	0/0/0/0	0/0/0/0
84	OHX	AT	211	-	-	0/0/0/0	0/0/0/0
84	OHX	AT	212	-	-	0/0/0/0	0/0/0/0
84	OHX	AT	213	-	-	0/0/0/0	0/0/0/0
84	OHX	AT	214	-	-	0/0/0/0	0/0/0/0
84	OHX	AT	215	-	-	0/0/0/0	0/0/0/0
84	OHX	AT	216	-	-	0/0/0/0	0/0/0/0
84	OHX	AT	217	-	-	0/0/0/0	0/0/0/0
84	OHX	AT	218	-	-	0/0/0/0	0/0/0/0
84	OHX	AT	219	-	-	0/0/0/0	0/0/0/0
84	OHX	AT	220	-	-	0/0/0/0	0/0/0/0
84	OHX	CE	402	-	-	0/0/0/0	0/0/0/0
84	OHX	CE	403	-	-	0/0/0/0	0/0/0/0
84	OHX	CF	401	-	-	0/0/0/0	0/0/0/0
84	OHX	CF	402	-	-	0/0/0/0	0/0/0/0
84	OHX	CG	301	-	-	0/0/0/0	0/0/0/0
84	OHX	CG	302	-	-	0/0/0/0	0/0/0/0
84	OHX	CG	303	-	-	0/0/0/0	0/0/0/0
84	OHX	CK	201	-	-	0/0/0/0	0/0/0/0
84	OHX	CL	301	-	-	0/0/0/0	0/0/0/0
84	OHX	CL	302	-	-	0/0/0/0	0/0/0/0
84	OHX	CM	201	-	-	0/0/0/0	0/0/0/0
84	OHX	CO	201	-	-	0/0/0/0	0/0/0/0
84	OHX	CP	501	-	-	0/0/0/0	0/0/0/0
84	OHX	CV	201	-	-	0/0/0/0	0/0/0/0
84	OHX	CX	201	-	-	0/0/0/0	0/0/0/0
84	OHX	CZ	201	-	-	0/0/0/0	0/0/0/0
84	OHX	DD	102	-	-	0/0/0/0	0/0/0/0
84	OHX	DG	201	-	-	0/0/0/0	0/0/0/0
84	OHX	DH	201	-	-	0/0/0/0	0/0/0/0
84	OHX	DI	201	-	-	0/0/0/0	0/0/0/0
84	OHX	DL	101	-	-	0/0/0/0	0/0/0/0
84	OHX	DL	102	-	-	0/0/0/0	0/0/0/0
84	OHX	H	301	-	-	0/0/0/0	0/0/0/0

Continued on next page...

Continued from previous page...

Mol	Type	Chain	Res	Link	Chirals	Torsions	Rings
84	OHX	J	301	-	-	0/0/0/0	0/0/0/0
84	OHX	M	201	-	-	0/0/0/0	0/0/0/0
84	OHX	O	201	-	-	0/0/0/0	0/0/0/0
84	OHX	Q	201	-	-	0/0/0/0	0/0/0/0
84	OHX	T	201	-	-	0/0/0/0	0/0/0/0
84	OHX	c3	201	-	-	0/0/0/0	0/0/0/0
84	OHX	c5	201	-	-	0/0/0/0	0/0/0/0
84	OHX	c8	201	-	-	0/0/0/0	0/0/0/0
84	OHX	d9	101	-	-	0/0/0/0	0/0/0/0
84	OHX	e	101	-	-	0/0/0/0	0/0/0/0
84	OHX	h	401	-	-	0/0/0/0	0/0/0/0
84	OHX	k	401	-	-	0/0/0/0	0/0/0/0
84	OHX	k	402	-	-	0/0/0/0	0/0/0/0
84	OHX	l	401	-	-	0/0/0/0	0/0/0/0
84	OHX	r	301	-	-	0/0/0/0	0/0/0/0
84	OHX	s8	301	-	-	0/0/0/0	0/0/0/0
84	OHX	sR	401	-	-	0/0/0/0	0/0/0/0
84	OHX	v	301	-	-	0/0/0/0	0/0/0/0
84	OHX	x	201	-	-	0/0/0/0	0/0/0/0
84	OHX	x	202	-	-	0/0/0/0	0/0/0/0
84	OHX	y	201	-	-	0/0/0/0	0/0/0/0
84	OHX	z	201	-	-	0/0/0/0	0/0/0/0

All (3) bond length outliers are listed below:

Mol	Chain	Res	Type	Atoms	Z	Observed(Å)	Ideal(Å)
86	1	4216	7MB	C9-C8	-2.75	1.35	1.40
86	1	4216	7MB	O-C1	-2.14	1.19	1.23
86	1	4216	7MB	C10-C11	-2.07	1.36	1.39

All (2) bond angle outliers are listed below:

Mol	Chain	Res	Type	Atoms	Z	Observed(°)	Ideal(°)
86	1	4216	7MB	C6-C2-N1	-2.82	108.36	113.23
86	1	4216	7MB	C3-C2-N1	3.39	106.22	101.21

There are no chirality outliers.

There are no torsion outliers.

There are no ring outliers.

538 monomers are involved in 770 short contacts:

Mol	Chain	Res	Type	Clashes	Symm-Clashes
84	1	3401	OHX	1	0
84	1	3402	OHX	1	0
84	1	3403	OHX	1	0
84	1	3404	OHX	1	0
84	1	3405	OHX	2	0
84	1	3406	OHX	5	0
84	1	3408	OHX	2	0
84	1	3409	OHX	1	0
84	1	3410	OHX	2	0
84	1	3413	OHX	2	0
84	1	3414	OHX	1	0
84	1	3415	OHX	1	0
84	1	3416	OHX	2	0
84	1	3419	OHX	2	0
84	1	3420	OHX	2	0
84	1	3422	OHX	2	0
84	1	3427	OHX	1	0
84	1	3428	OHX	2	0
84	1	3430	OHX	2	0
84	1	3433	OHX	2	0
84	1	3437	OHX	2	0
84	1	3438	OHX	2	0
84	1	3440	OHX	1	0
84	1	3441	OHX	1	0
84	1	3442	OHX	1	0
84	1	3444	OHX	1	0
84	1	3446	OHX	1	0
84	1	3447	OHX	2	0
84	1	3448	OHX	2	0
84	1	3450	OHX	2	0
84	1	3453	OHX	1	0
84	1	3454	OHX	1	0
84	1	3459	OHX	1	0
84	1	3461	OHX	1	0
84	1	3463	OHX	1	0
84	1	3465	OHX	1	0
84	1	3466	OHX	1	0
84	1	3471	OHX	4	0
84	1	3472	OHX	1	0
84	1	3474	OHX	1	0
84	1	3478	OHX	2	0
84	1	3482	OHX	2	0
84	1	3485	OHX	1	0

Continued on next page...

Continued from previous page...

Mol	Chain	Res	Type	Clashes	Symm-Clashes
84	1	3491	OHX	1	0
84	1	3493	OHX	1	0
84	1	3494	OHX	1	0
84	1	3495	OHX	1	0
84	1	3496	OHX	4	0
84	1	3497	OHX	1	0
84	1	3500	OHX	1	0
84	1	3502	OHX	3	0
84	1	3503	OHX	1	0
84	1	3504	OHX	2	0
84	1	3505	OHX	1	0
84	1	3506	OHX	1	0
84	1	3507	OHX	1	0
84	1	3511	OHX	1	0
84	1	3513	OHX	1	0
84	1	3514	OHX	2	0
84	1	3515	OHX	1	0
84	1	3516	OHX	1	0
84	1	3521	OHX	1	0
84	1	3522	OHX	1	0
84	1	3523	OHX	1	0
84	1	3524	OHX	1	0
84	1	3527	OHX	1	0
84	1	3529	OHX	1	0
84	1	3530	OHX	1	0
84	1	3534	OHX	2	0
84	1	3535	OHX	2	0
84	1	3536	OHX	1	0
84	1	3537	OHX	1	0
84	1	3538	OHX	2	0
84	1	3539	OHX	1	0
84	1	3540	OHX	2	0
84	1	3541	OHX	1	0
84	1	3542	OHX	2	0
84	1	3544	OHX	1	0
84	1	3546	OHX	1	0
84	1	3547	OHX	1	0
84	1	3548	OHX	1	0
84	1	3552	OHX	1	0
84	1	3553	OHX	1	0
84	1	3554	OHX	1	0
84	1	3556	OHX	1	0

Continued on next page...

Continued from previous page...

Mol	Chain	Res	Type	Clashes	Symm-Clashes
84	1	3558	OHX	2	0
84	1	3563	OHX	1	0
84	1	3565	OHX	1	0
84	1	3567	OHX	1	0
84	1	3568	OHX	1	0
84	1	3572	OHX	3	0
84	1	3577	OHX	2	0
84	1	3578	OHX	1	0
84	1	3579	OHX	1	0
84	1	3582	OHX	3	0
84	1	3585	OHX	1	0
84	1	3586	OHX	2	0
84	1	3587	OHX	1	0
84	1	3588	OHX	1	0
84	1	3594	OHX	4	0
84	1	3595	OHX	1	0
84	1	3596	OHX	1	0
84	1	3597	OHX	1	0
84	1	3598	OHX	1	0
84	1	3603	OHX	2	0
84	1	3604	OHX	1	0
84	1	3605	OHX	1	0
84	1	3610	OHX	1	0
84	1	3612	OHX	1	0
84	1	3613	OHX	1	0
84	1	3614	OHX	1	0
84	1	3616	OHX	1	0
84	1	3617	OHX	1	0
84	1	3618	OHX	3	0
84	1	3619	OHX	1	0
84	1	3624	OHX	1	0
84	1	3628	OHX	1	0
84	1	3629	OHX	1	0
84	1	3631	OHX	1	0
84	1	3632	OHX	1	0
84	1	3634	OHX	1	0
84	1	3637	OHX	1	0
84	1	3639	OHX	1	0
84	1	3641	OHX	1	0
84	1	3644	OHX	1	0
84	1	3646	OHX	1	0
84	1	3650	OHX	1	0

Continued on next page...

Continued from previous page...

Mol	Chain	Res	Type	Clashes	Symm-Clashes
84	1	3654	OHX	2	0
84	1	3656	OHX	1	0
84	1	3657	OHX	1	0
84	1	3661	OHX	1	0
84	1	3662	OHX	1	0
84	1	3663	OHX	1	0
84	1	3665	OHX	2	0
84	1	3666	OHX	2	0
84	1	3667	OHX	1	0
84	1	3668	OHX	2	0
84	1	3669	OHX	1	0
84	1	3672	OHX	2	0
84	1	3674	OHX	1	0
84	1	3676	OHX	2	0
84	1	3677	OHX	1	0
84	1	3681	OHX	1	0
84	1	3682	OHX	2	0
84	1	3684	OHX	1	0
84	1	3687	OHX	1	0
84	1	3688	OHX	1	0
84	1	3689	OHX	2	0
84	1	3690	OHX	1	0
84	1	3691	OHX	1	0
84	1	3696	OHX	1	0
84	1	3698	OHX	2	0
84	1	3702	OHX	4	0
84	1	3709	OHX	1	0
84	1	3712	OHX	2	0
84	1	3713	OHX	1	0
84	1	3714	OHX	1	0
84	1	3717	OHX	1	0
84	1	3720	OHX	1	0
84	1	3722	OHX	1	0
84	1	3724	OHX	1	0
84	1	3725	OHX	3	0
84	1	3730	OHX	3	0
86	1	4216	7MB	4	0
84	3	201	OHX	1	0
84	3	202	OHX	1	0
84	3	203	OHX	1	0
84	3	206	OHX	2	0
84	4	202	OHX	1	0

Continued on next page...

Continued from previous page...

Mol	Chain	Res	Type	Clashes	Symm-Clashes
84	4	203	OHX	1	0
84	4	204	OHX	1	0
84	4	206	OHX	1	0
84	4	209	OHX	1	0
84	4	211	OHX	1	0
84	4	212	OHX	1	0
84	6	1901	OHX	1	0
84	6	1902	OHX	1	0
84	6	1904	OHX	1	0
84	6	1906	OHX	1	0
84	6	1908	OHX	1	0
84	6	1910	OHX	2	0
84	6	1911	OHX	1	0
84	6	1912	OHX	1	0
84	6	1913	OHX	1	0
84	6	1914	OHX	1	0
84	6	1915	OHX	3	0
84	6	1918	OHX	1	0
84	6	1921	OHX	1	0
84	6	1922	OHX	1	0
84	6	1924	OHX	1	0
84	6	1926	OHX	1	0
84	6	1927	OHX	3	0
84	6	1930	OHX	1	0
84	6	1932	OHX	1	0
84	6	1934	OHX	1	0
84	6	1939	OHX	1	0
84	6	1942	OHX	2	0
84	6	1945	OHX	3	0
84	6	1952	OHX	2	0
84	6	1953	OHX	2	0
84	6	1955	OHX	1	0
84	6	1956	OHX	3	0
84	6	1957	OHX	1	0
84	6	1958	OHX	1	0
84	6	1961	OHX	1	0
84	6	1963	OHX	1	0
84	6	1965	OHX	1	0
84	6	1968	OHX	1	0
84	6	1969	OHX	1	0
84	6	1970	OHX	1	0
84	6	1973	OHX	3	0

Continued on next page...

Continued from previous page...

Mol	Chain	Res	Type	Clashes	Symm-Clashes
84	6	1976	OHX	2	0
84	6	1977	OHX	1	0
84	6	1978	OHX	1	0
84	6	1979	OHX	1	0
84	6	1980	OHX	1	0
84	6	1982	OHX	3	0
84	6	1985	OHX	1	0
84	6	1986	OHX	3	0
84	6	1991	OHX	1	0
84	6	1992	OHX	1	0
84	6	1993	OHX	2	0
84	6	1994	OHX	2	0
84	6	1995	OHX	1	0
84	6	1997	OHX	1	0
84	6	1999	OHX	2	0
84	6	2000	OHX	2	0
84	6	2005	OHX	2	0
84	6	2006	OHX	1	0
84	6	2007	OHX	1	0
84	6	2008	OHX	2	0
84	6	2009	OHX	1	0
84	6	2011	OHX	1	0
84	6	2012	OHX	1	0
84	6	2013	OHX	1	0
84	6	2018	OHX	1	0
84	6	2021	OHX	1	0
84	6	2028	OHX	1	0
84	6	2030	OHX	1	0
84	6	2033	OHX	1	0
84	6	2035	OHX	1	0
84	6	2037	OHX	1	0
84	6	2038	OHX	1	0
84	6	2039	OHX	1	0
84	6	2040	OHX	1	0
84	6	2043	OHX	3	0
84	6	2044	OHX	1	0
84	6	2045	OHX	2	0
84	6	2047	OHX	1	0
84	6	2050	OHX	3	0
84	6	2055	OHX	1	0
84	A	1901	OHX	1	0
84	A	1902	OHX	1	0

Continued on next page...

Continued from previous page...

Mol	Chain	Res	Type	Clashes	Symm-Clashes
84	A	1904	OHX	1	0
84	A	1905	OHX	1	0
84	A	1907	OHX	1	0
84	A	1909	OHX	3	0
84	A	1910	OHX	2	0
84	A	1911	OHX	1	0
84	A	1912	OHX	2	0
84	A	1913	OHX	1	0
84	A	1914	OHX	2	0
84	A	1915	OHX	2	0
84	A	1916	OHX	1	0
84	A	1917	OHX	1	0
84	A	1918	OHX	1	0
84	A	1919	OHX	1	0
84	A	1920	OHX	1	0
84	A	1922	OHX	1	0
84	A	1923	OHX	1	0
84	A	1925	OHX	3	0
84	A	1928	OHX	2	0
84	A	1931	OHX	1	0
84	A	1932	OHX	2	0
84	A	1933	OHX	1	0
84	A	1937	OHX	1	0
84	A	1938	OHX	2	0
84	A	1939	OHX	3	0
84	A	1943	OHX	2	0
84	A	1944	OHX	3	0
84	A	1947	OHX	1	0
84	A	1948	OHX	1	0
84	A	1951	OHX	1	0
84	A	1954	OHX	4	0
84	A	1955	OHX	2	0
84	A	1956	OHX	1	0
84	A	1959	OHX	1	0
84	A	1961	OHX	1	0
84	A	1962	OHX	1	0
84	A	1963	OHX	1	0
84	A	1964	OHX	3	0
84	A	1965	OHX	1	0
84	A	1968	OHX	1	0
84	A	1970	OHX	3	0
84	A	1971	OHX	1	0

Continued on next page...

Continued from previous page...

Mol	Chain	Res	Type	Clashes	Symm-Clashes
84	A	1973	OHX	2	0
84	A	1974	OHX	2	0
84	A	1981	OHX	1	0
84	A	1983	OHX	1	0
84	A	1984	OHX	1	0
84	A	1985	OHX	1	0
84	A	1986	OHX	1	0
84	A	1987	OHX	1	0
84	A	1988	OHX	3	0
84	A	1990	OHX	1	0
84	A	1992	OHX	3	0
84	A	1993	OHX	1	0
84	A	1997	OHX	1	0
84	A	1998	OHX	2	0
84	A	1999	OHX	1	0
84	A	2000	OHX	1	0
84	A	2003	OHX	1	0
84	A	2004	OHX	1	0
84	A	2005	OHX	1	0
84	A	2008	OHX	2	0
84	A	2009	OHX	2	0
84	A	2010	OHX	1	0
84	A	2012	OHX	1	0
84	A	2019	OHX	1	0
84	A	2021	OHX	2	0
84	A	2022	OHX	1	0
84	A	2023	OHX	1	0
84	A	2024	OHX	2	0
84	A	2025	OHX	1	0
84	A	2026	OHX	2	0
84	A	2027	OHX	1	0
84	A	2029	OHX	1	0
84	A	2030	OHX	3	0
84	A	2034	OHX	1	0
84	A	2035	OHX	2	0
84	A	2037	OHX	1	0
84	A	2038	OHX	2	0
84	A	2041	OHX	1	0
84	AC	101	OHX	1	0
84	AE	201	OHX	4	0
84	AK	102	OHX	2	0
84	AP	502	OHX	3	0

Continued on next page...

Continued from previous page...

Mol	Chain	Res	Type	Clashes	Symm-Clashes
84	AR	3401	OHX	1	0
84	AR	3403	OHX	1	0
84	AR	3407	OHX	1	0
84	AR	3408	OHX	2	0
84	AR	3409	OHX	1	0
84	AR	3410	OHX	2	0
84	AR	3413	OHX	1	0
84	AR	3416	OHX	2	0
84	AR	3417	OHX	2	0
84	AR	3418	OHX	2	0
84	AR	3420	OHX	1	0
84	AR	3421	OHX	1	0
84	AR	3423	OHX	1	0
84	AR	3425	OHX	2	0
84	AR	3427	OHX	1	0
84	AR	3429	OHX	1	0
84	AR	3432	OHX	2	0
84	AR	3435	OHX	1	0
84	AR	3437	OHX	2	0
84	AR	3439	OHX	1	0
84	AR	3440	OHX	2	0
84	AR	3441	OHX	1	0
84	AR	3442	OHX	2	0
84	AR	3443	OHX	7	0
84	AR	3444	OHX	1	0
84	AR	3448	OHX	1	0
84	AR	3449	OHX	1	0
84	AR	3453	OHX	1	0
84	AR	3454	OHX	2	0
84	AR	3455	OHX	1	0
84	AR	3456	OHX	3	0
84	AR	3457	OHX	2	0
84	AR	3459	OHX	1	0
84	AR	3460	OHX	1	0
84	AR	3461	OHX	1	0
84	AR	3462	OHX	1	0
84	AR	3466	OHX	1	0
84	AR	3468	OHX	1	0
84	AR	3469	OHX	3	0
84	AR	3470	OHX	1	0
84	AR	3472	OHX	1	0
84	AR	3473	OHX	1	0

Continued on next page...

Continued from previous page...

Mol	Chain	Res	Type	Clashes	Symm-Clashes
84	AR	3474	OHX	1	0
84	AR	3476	OHX	1	0
84	AR	3478	OHX	2	0
84	AR	3480	OHX	1	0
84	AR	3481	OHX	1	0
84	AR	3483	OHX	1	0
84	AR	3484	OHX	2	0
84	AR	3485	OHX	1	0
84	AR	3490	OHX	2	0
84	AR	3492	OHX	1	0
84	AR	3493	OHX	1	0
84	AR	3499	OHX	1	0
84	AR	3500	OHX	2	0
84	AR	3504	OHX	3	0
84	AR	3505	OHX	1	0
84	AR	3507	OHX	2	0
84	AR	3508	OHX	1	0
84	AR	3509	OHX	2	0
84	AR	3511	OHX	2	0
84	AR	3512	OHX	2	0
84	AR	3514	OHX	1	0
84	AR	3515	OHX	2	0
84	AR	3516	OHX	1	0
84	AR	3517	OHX	1	0
84	AR	3518	OHX	2	0
84	AR	3519	OHX	1	0
84	AR	3521	OHX	1	0
84	AR	3522	OHX	1	0
84	AR	3524	OHX	3	0
84	AR	3526	OHX	2	0
84	AR	3527	OHX	2	0
84	AR	3530	OHX	1	0
84	AR	3531	OHX	1	0
84	AR	3532	OHX	1	0
84	AR	3534	OHX	1	0
84	AR	3536	OHX	2	0
84	AR	3538	OHX	1	0
84	AR	3542	OHX	2	0
84	AR	3545	OHX	1	0
84	AR	3548	OHX	2	0
84	AR	3549	OHX	1	0
84	AR	3550	OHX	2	0

Continued on next page...

Continued from previous page...

Mol	Chain	Res	Type	Clashes	Symm-Clashes
84	AR	3552	OHX	1	0
84	AR	3556	OHX	1	0
84	AR	3560	OHX	1	0
84	AR	3563	OHX	1	0
84	AR	3567	OHX	2	0
84	AR	3568	OHX	3	0
84	AR	3570	OHX	1	0
84	AR	3571	OHX	1	0
84	AR	3573	OHX	1	0
84	AR	3574	OHX	1	0
84	AR	3575	OHX	1	0
84	AR	3578	OHX	1	0
84	AR	3580	OHX	2	0
84	AR	3582	OHX	2	0
84	AR	3586	OHX	1	0
84	AR	3589	OHX	1	0
84	AR	3591	OHX	1	0
84	AR	3592	OHX	1	0
84	AR	3594	OHX	1	0
84	AR	3595	OHX	2	0
84	AR	3596	OHX	1	0
84	AR	3598	OHX	1	0
84	AR	3601	OHX	2	0
84	AR	3603	OHX	2	0
84	AR	3604	OHX	4	0
84	AR	3606	OHX	3	0
84	AR	3607	OHX	1	0
84	AR	3608	OHX	1	0
84	AR	3611	OHX	1	0
84	AR	3613	OHX	1	0
84	AR	3614	OHX	1	0
84	AR	3615	OHX	1	0
84	AR	3619	OHX	2	0
84	AR	3620	OHX	1	0
84	AR	3623	OHX	1	0
84	AR	3624	OHX	1	0
84	AR	3628	OHX	1	0
84	AR	3630	OHX	2	0
84	AR	3631	OHX	1	0
84	AR	3635	OHX	1	0
84	AR	3640	OHX	1	0
84	AR	3641	OHX	1	0

Continued on next page...

Continued from previous page...

Mol	Chain	Res	Type	Clashes	Symm-Clashes
84	AR	3643	OHX	3	0
84	AR	3645	OHX	1	0
84	AR	3646	OHX	1	0
84	AR	3647	OHX	1	0
84	AR	3649	OHX	1	0
84	AR	3650	OHX	2	0
84	AR	3652	OHX	1	0
84	AR	3656	OHX	1	0
84	AR	3657	OHX	1	0
84	AR	3658	OHX	1	0
84	AR	3661	OHX	2	0
84	AR	3671	OHX	2	0
84	AR	3674	OHX	1	0
84	AR	3678	OHX	1	0
84	AR	3682	OHX	1	0
84	AR	3683	OHX	3	0
84	AR	3684	OHX	1	0
84	AR	3685	OHX	1	0
84	AR	3689	OHX	2	0
84	AR	3690	OHX	2	0
84	AR	3691	OHX	1	0
84	AR	3696	OHX	3	0
84	AR	3697	OHX	3	0
84	AR	3700	OHX	2	0
84	AR	3701	OHX	2	0
84	AR	3706	OHX	1	0
84	AR	3707	OHX	1	0
84	AR	3708	OHX	1	0
84	AR	3709	OHX	1	0
84	AR	3712	OHX	1	0
84	AR	3713	OHX	1	0
84	AR	3715	OHX	2	0
84	AR	3720	OHX	1	0
84	AR	3721	OHX	2	0
84	AR	3723	OHX	1	0
84	AR	3727	OHX	1	0
84	AR	3728	OHX	1	0
84	AR	3731	OHX	6	0
84	AR	3735	OHX	1	0
84	AR	3736	OHX	1	0
84	AR	3737	OHX	1	0
84	AR	3739	OHX	2	0

Continued on next page...

Continued from previous page...

Mol	Chain	Res	Type	Clashes	Symm-Clashes
86	AR	4239	7MB	3	0
84	AS	201	OHX	1	0
84	AS	202	OHX	2	0
84	AS	203	OHX	1	0
84	AS	204	OHX	1	0
84	AS	209	OHX	2	0
84	AT	202	OHX	1	0
84	AT	203	OHX	3	0
84	AT	205	OHX	2	0
84	AT	206	OHX	1	0
84	AT	208	OHX	1	0
84	AT	210	OHX	1	0
84	AT	211	OHX	2	0
84	AT	212	OHX	1	0
84	AT	213	OHX	1	0
84	AT	214	OHX	2	0
84	AT	218	OHX	1	0
84	AT	219	OHX	1	0
84	AT	220	OHX	1	0
84	CE	402	OHX	2	0
84	CF	401	OHX	1	0
84	CG	302	OHX	4	0
84	CK	201	OHX	1	0
84	CL	301	OHX	2	0
84	CM	201	OHX	1	0
84	CV	201	OHX	1	0
84	DI	201	OHX	1	0
84	DL	101	OHX	1	0
84	DL	102	OHX	1	0
84	M	201	OHX	2	0
84	O	201	OHX	1	0
84	Q	201	OHX	2	0
84	T	201	OHX	1	0

5.7 Other polymers [i](#)

There are no such residues in this entry.

5.8 Polymer linkage issues [i](#)

The following chains have linkage breaks:

Mol	Chain	Number of breaks
48	sM	2
25	A	1

All chain breaks are listed below:

Model	Chain	Residue-1	Atom-1	Residue-2	Atom-2	Distance (Å)
1	sM	85:SER	C	119:UNK	N	44.36
1	sM	139:UNK	C	155:UNK	N	36.85
1	A	1716:C	O3'	1717:G	P	4.45

6 Fit of model and data ⓘ

6.1 Protein, DNA and RNA chains ⓘ

In the following table, the column labelled ‘#RSRZ> 2’ contains the number (and percentage) of RSRZ outliers, followed by percent RSRZ outliers for the chain as percentile scores relative to all X-ray entries and entries of similar resolution. The OWAB column contains the minimum, median, 95th percentile and maximum values of the occupancy-weighted average B-factor per residue. The column labelled ‘Q< 0.9’ lists the number of (and percentage) of residues with an average occupancy less than 0.9.

Mol	Chain	Analysed	<RSRZ>	#RSRZ>2	OWAB(Å ²)	Q<0.9
1	1	3149/3396 (92%)	-0.19	56 (1%) 69 60	22, 53, 169, 269	0
1	AR	3149/3396 (92%)	-0.17	58 (1%) 69 60	22, 51, 152, 280	0
2	3	121/121 (100%)	-0.45	0 100 100	33, 69, 92, 108	0
2	AS	121/121 (100%)	-0.50	1 (0%) 86 79	28, 56, 73, 112	0
3	4	158/158 (100%)	-0.17	1 (0%) 89 84	34, 58, 115, 203	0
3	AT	158/158 (100%)	-0.22	1 (0%) 89 84	35, 62, 125, 189	0
4	CD	252/252 (100%)	-0.39	0 100 100	30, 51, 83, 119	0
4	j	252/252 (100%)	-0.39	0 100 100	29, 54, 76, 118	0
5	CE	386/386 (100%)	-0.49	2 (0%) 90 86	21, 40, 65, 139	0
5	k	386/386 (100%)	-0.32	1 (0%) 93 90	28, 54, 77, 122	0
6	CF	361/361 (100%)	-0.37	0 100 100	30, 50, 79, 110	0
6	l	361/361 (100%)	-0.42	0 100 100	28, 49, 82, 101	0
7	CG	296/296 (100%)	-0.22	4 (1%) 75 67	36, 59, 99, 128	0
7	m	296/296 (100%)	0.03	2 (0%) 87 82	46, 78, 115, 168	0
8	CH	156/175 (89%)	-0.30	0 100 100	35, 49, 88, 129	0
8	n	156/175 (89%)	-0.36	0 100 100	35, 46, 79, 132	0
9	CI	222/222 (100%)	-0.49	2 (0%) 84 77	25, 37, 91, 176	0
9	o	222/222 (100%)	-0.42	0 100 100	28, 40, 80, 161	0
10	CJ	233/233 (100%)	0.64	17 (7%) 16 14	64, 87, 146, 191	0
10	p	233/233 (100%)	0.15	3 (1%) 77 69	54, 82, 138, 161	0
11	CK	191/191 (100%)	-0.36	3 (1%) 72 64	33, 46, 77, 143	0
11	q	191/191 (100%)	-0.29	0 100 100	46, 62, 84, 149	0
12	CL	211/220 (95%)	-0.06	4 (1%) 67 59	32, 57, 100, 169	0
12	r	211/220 (95%)	-0.36	0 100 100	35, 53, 108, 127	0

Continued on next page...

Continued from previous page...

Mol	Chain	Analysed	<RSRZ>	#RSRZ>2	OWAB(Å ²)	Q<0.9
13	CM	169/169 (100%)	-0.32	0 100 100	45, 61, 83, 105	0
13	s	169/169 (100%)	-0.00	0 100 100	61, 80, 102, 115	0
14	CN	193/193 (100%)	-0.07	1 (0%) 90 86	33, 67, 131, 148	0
14	t	193/193 (100%)	-0.34	1 (0%) 90 86	30, 60, 113, 144	0
15	CO	136/136 (100%)	-0.57	0 100 100	30, 44, 72, 97	0
15	u	136/136 (100%)	-0.42	0 100 100	42, 52, 77, 105	0
16	CP	203/203 (100%)	-0.32	0 100 100	37, 55, 71, 75	0
16	v	203/203 (100%)	-0.45	0 100 100	30, 51, 64, 74	0
17	CQ	197/197 (100%)	-0.53	1 (0%) 90 86	22, 33, 79, 88	0
17	w	197/197 (100%)	-0.52	0 100 100	27, 41, 75, 85	0
18	CR	183/183 (100%)	0.61	25 (13%) 3 4	25, 41, 181, 234	0
18	x	183/183 (100%)	-0.19	8 (4%) 35 28	33, 42, 124, 165	0
19	CS	185/185 (100%)	-0.40	0 100 100	36, 50, 65, 85	0
19	y	185/185 (100%)	-0.43	0 100 100	36, 49, 84, 123	0
20	CT	188/188 (100%)	-0.14	3 (1%) 72 64	42, 61, 148, 170	0
20	z	188/188 (100%)	0.03	3 (1%) 72 64	53, 73, 158, 171	0
21	0	172/172 (100%)	-0.24	1 (0%) 89 84	37, 46, 72, 91	0
21	CU	172/172 (100%)	-0.54	0 100 100	28, 38, 66, 86	0
22	2	159/159 (100%)	-0.25	0 100 100	31, 48, 111, 126	0
22	CV	159/159 (100%)	-0.38	0 100 100	25, 42, 94, 108	0
23	5	100/100 (100%)	0.54	7 (7%) 17 15	86, 108, 135, 159	0
23	CW	100/100 (100%)	0.70	7 (7%) 17 15	70, 94, 120, 162	0
24	CX	136/136 (100%)	-0.12	0 100 100	21, 37, 66, 96	0
24	l2	136/136 (100%)	-0.06	0 100 100	37, 51, 78, 114	0
25	6	1783/1800 (99%)	-0.04	73 (4%) 38 31	34, 76, 201, 266	0
25	A	1781/1800 (98%)	0.10	79 (4%) 35 28	49, 93, 235, 311	0
26	7	98/98 (100%)	1.62	32 (32%) 0 0	52, 69, 199, 216	0
26	CY	98/98 (100%)	0.56	12 (12%) 5 6	35, 52, 188, 226	0
27	8	121/121 (100%)	-0.04	0 100 100	48, 67, 91, 130	0
27	CZ	121/121 (100%)	-0.08	2 (1%) 70 62	48, 67, 91, 132	0
28	9	126/126 (100%)	-0.05	1 (0%) 86 79	42, 58, 80, 111	0

Continued on next page...

Continued from previous page...

Mol	Chain	Analysed	<RSRZ>	#RSRZ>2	OWAB(Å ²)	Q<0.9
28	DA	126/126 (100%)	-0.06	1 (0%) 86 79	43, 61, 87, 103	0
29	AA	135/135 (100%)	0.70	4 (2%) 51 42	76, 100, 124, 133	0
29	DB	135/135 (100%)	0.51	4 (2%) 51 42	77, 99, 124, 136	0
30	AB	148/148 (100%)	-0.30	0 100 100	25, 48, 89, 106	0
30	DC	148/148 (100%)	-0.32	0 100 100	26, 52, 87, 95	0
31	AC	58/58 (100%)	-0.41	0 100 100	31, 55, 111, 132	0
31	DD	58/58 (100%)	-0.54	0 100 100	30, 56, 92, 112	0
32	AD	97/97 (100%)	0.42	4 (4%) 38 31	77, 92, 122, 140	0
32	DE	97/97 (100%)	0.17	1 (1%) 82 75	67, 82, 112, 135	0
33	AE	109/109 (100%)	-0.03	2 (1%) 69 60	46, 67, 123, 146	0
33	DF	109/109 (100%)	-0.17	0 100 100	35, 52, 119, 142	0
34	AF	127/127 (100%)	-0.32	2 (1%) 72 64	24, 40, 59, 133	0
34	DG	127/127 (100%)	-0.18	1 (0%) 86 79	24, 46, 66, 132	0
35	AG	106/106 (100%)	-0.58	0 100 100	28, 37, 62, 89	0
35	DH	106/106 (100%)	-0.43	0 100 100	27, 36, 82, 124	0
36	AH	112/112 (100%)	-0.09	0 100 100	53, 73, 130, 149	0
36	DI	112/112 (100%)	-0.20	0 100 100	48, 70, 134, 155	0
37	AI	119/119 (100%)	-0.15	1 (0%) 86 79	45, 68, 85, 92	0
37	DJ	119/119 (100%)	-0.10	2 (1%) 70 62	51, 75, 94, 113	0
38	AJ	99/99 (100%)	0.02	2 (2%) 65 57	50, 69, 116, 148	0
38	DK	99/99 (100%)	0.20	2 (2%) 65 57	59, 74, 118, 154	0
39	AK	87/87 (100%)	-0.46	0 100 100	34, 44, 77, 128	0
39	DL	87/87 (100%)	-0.41	2 (2%) 61 51	33, 47, 88, 167	0
40	AL	77/77 (100%)	0.42	1 (1%) 77 69	78, 94, 120, 130	0
40	DM	77/77 (100%)	1.03	9 (11%) 5 6	75, 94, 120, 129	0
41	AM	50/50 (100%)	-0.43	0 100 100	44, 53, 64, 76	0
41	DN	50/50 (100%)	-0.41	0 100 100	48, 56, 69, 89	0
42	AN	52/52 (100%)	-0.14	0 100 100	43, 53, 81, 108	0
42	DO	52/52 (100%)	-0.49	0 100 100	32, 39, 54, 81	0
43	AO	25/25 (100%)	-0.19	0 100 100	54, 61, 69, 75	0
43	DP	25/25 (100%)	-0.36	0 100 100	42, 50, 62, 68	0

Continued on next page...

Continued from previous page...

Mol	Chain	Analysed	<RSRZ>	#RSRZ>2	OWAB(Å ²)	Q<0.9
44	AP	105/105 (100%)	0.21	2 (1%) 67 59	36, 59, 96, 156	0
44	DQ	105/105 (100%)	0.07	0 100 100	42, 59, 96, 138	0
45	AQ	91/91 (100%)	-0.38	0 100 100	38, 62, 91, 121	0
45	DR	91/91 (100%)	-0.45	0 100 100	32, 55, 78, 88	0
46	i	159/168 (94%)	0.58	17 (10%) 7 7	56, 101, 165, 178	0
47	p0	143/220 (65%)	1.19	24 (16%) 2 2	100, 113, 177, 185	0
48	sM	63/104 (60%)	0.38	4 (6%) 21 17	54, 106, 129, 136	0
49	B	206/206 (100%)	0.37	10 (4%) 30 24	92, 115, 139, 176	0
49	s0	206/206 (100%)	0.02	1 (0%) 90 86	72, 95, 124, 136	0
50	C	214/216 (99%)	0.87	30 (14%) 3 4	101, 141, 172, 181	0
50	s1	216/216 (100%)	0.35	3 (1%) 75 67	68, 87, 117, 144	0
51	D	217/217 (100%)	0.03	5 (2%) 61 51	69, 91, 118, 142	0
51	s2	217/217 (100%)	0.03	1 (0%) 90 86	55, 75, 97, 121	0
52	E	223/223 (100%)	0.21	8 (3%) 43 37	78, 95, 131, 155	0
52	s3	223/223 (100%)	0.33	10 (4%) 34 27	74, 111, 145, 158	0
53	F	260/260 (100%)	0.37	4 (1%) 74 66	73, 95, 113, 153	0
53	s4	260/260 (100%)	0.02	1 (0%) 92 89	51, 79, 100, 150	0
54	G	206/206 (100%)	0.73	23 (11%) 6 7	98, 121, 152, 179	0
54	s5	206/206 (100%)	0.33	12 (5%) 24 20	71, 92, 124, 157	0
55	H	226/226 (100%)	0.37	6 (2%) 55 46	66, 105, 142, 160	0
55	s6	218/226 (96%)	0.18	6 (2%) 53 45	51, 83, 123, 148	0
56	I	184/186 (98%)	0.57	9 (4%) 30 24	85, 126, 160, 187	0
56	s7	186/186 (100%)	0.33	9 (4%) 31 25	69, 105, 156, 173	0
57	J	188/199 (94%)	0.32	9 (4%) 31 25	58, 77, 128, 150	0
57	s8	188/199 (94%)	0.17	5 (2%) 55 46	43, 68, 121, 138	0
58	K	185/185 (100%)	0.66	16 (8%) 11 11	87, 107, 149, 185	0
58	s9	185/185 (100%)	0.18	3 (1%) 72 64	63, 80, 128, 169	0
59	L	96/105 (91%)	0.42	2 (2%) 64 55	80, 111, 141, 172	0
59	c0	96/105 (91%)	1.29	27 (28%) 1 1	104, 137, 155, 185	0
60	M	155/155 (100%)	0.50	16 (10%) 7 8	60, 76, 162, 194	0
60	c1	146/155 (94%)	0.06	7 (4%) 31 25	42, 64, 118, 151	0

Continued on next page...

Continued from previous page...

Mol	Chain	Analysed	<RSRZ>	#RSRZ>2	OWAB(Å ²)	Q<0.9
61	N	124/124 (100%)	1.25	24 (19%) 1 1	140, 159, 203, 214	0
61	c2	124/124 (100%)	1.72	47 (37%) 0 0	159, 186, 216, 234	0
62	O	150/150 (100%)	0.14	3 (2%) 65 57	60, 90, 112, 129	0
62	c3	150/150 (100%)	-0.23	0 100 100	53, 76, 100, 121	0
63	P	127/128 (99%)	0.67	17 (13%) 4 5	65, 128, 158, 165	0
63	c4	128/128 (100%)	0.61	10 (7%) 14 13	55, 84, 100, 130	0
64	Q	124/141 (87%)	0.37	5 (4%) 39 32	80, 103, 150, 165	0
64	c5	135/141 (95%)	0.41	11 (8%) 13 12	75, 102, 144, 168	0
65	R	141/142 (99%)	0.71	17 (12%) 5 6	83, 110, 129, 132	0
65	c6	142/142 (100%)	0.16	2 (1%) 75 67	62, 88, 109, 141	0
66	S	120/125 (96%)	0.03	2 (1%) 70 62	77, 111, 159, 170	0
67	T	145/145 (100%)	0.43	10 (6%) 18 15	71, 111, 145, 160	0
67	c8	145/145 (100%)	0.01	1 (0%) 87 82	71, 88, 121, 137	0
68	U	143/143 (100%)	0.26	7 (4%) 30 24	89, 112, 136, 148	0
68	c9	143/143 (100%)	0.03	1 (0%) 87 82	66, 85, 109, 139	0
69	V	107/110 (97%)	0.48	8 (7%) 15 14	75, 110, 157, 169	0
69	d0	110/110 (100%)	1.03	23 (20%) 1 1	70, 113, 170, 190	0
70	W	87/87 (100%)	0.41	3 (3%) 46 38	91, 105, 126, 148	0
70	d1	87/87 (100%)	0.17	0 100 100	68, 83, 119, 146	0
71	X	129/129 (100%)	0.00	0 100 100	68, 84, 96, 102	0
71	d2	129/129 (100%)	-0.31	0 100 100	50, 64, 77, 88	0
72	Y	144/144 (100%)	0.02	1 (0%) 87 82	57, 67, 88, 124	0
72	d3	144/144 (100%)	-0.25	0 100 100	40, 49, 73, 108	0
73	Z	134/134 (100%)	0.49	5 (3%) 42 35	82, 111, 137, 155	0
73	d4	134/134 (100%)	0.14	3 (2%) 62 53	59, 89, 117, 159	0
74	a	70/70 (100%)	1.00	10 (14%) 3 4	117, 134, 148, 160	0
74	d5	69/70 (98%)	0.62	3 (4%) 36 29	84, 111, 136, 147	0
75	b	97/97 (100%)	0.38	8 (8%) 12 12	69, 95, 165, 171	0
75	d6	97/97 (100%)	-0.10	0 100 100	54, 68, 110, 126	0
76	c	81/81 (100%)	0.67	9 (11%) 6 7	84, 107, 161, 171	0
76	d7	81/81 (100%)	0.21	5 (6%) 21 18	67, 88, 144, 169	0

Continued on next page...

Continued from previous page...

Mol	Chain	Analysed	<RSRZ>	#RSRZ>2	OWAB(Å ²)	Q<0.9
77	d	63/63 (100%)	1.17	13 (20%) 1 1	103, 124, 146, 159	0
77	d8	63/63 (100%)	0.91	7 (11%) 6 7	82, 104, 132, 141	0
78	d9	53/53 (100%)	0.21	1 (1%) 67 59	73, 84, 133, 153	0
78	e	53/53 (100%)	-0.24	1 (1%) 67 59	72, 82, 116, 137	0
79	e0	62/62 (100%)	0.26	2 (3%) 48 40	58, 81, 140, 161	0
79	f	60/62 (96%)	0.83	6 (10%) 8 8	65, 98, 158, 164	0
80	g	71/71 (100%)	0.83	12 (16%) 2 2	96, 149, 167, 187	0
81	h	318/318 (100%)	0.86	40 (12%) 4 5	100, 124, 161, 200	0
81	sR	318/318 (100%)	0.80	39 (12%) 5 6	92, 119, 148, 191	0
82	c7	117/121 (96%)	-0.14	1 (0%) 84 77	72, 93, 130, 139	0
83	e1	51/51 (100%)	0.99	10 (19%) 1 1	143, 176, 189, 200	0
All	All	33004/33818 (97%)	0.02	1086 (3%) 47 39	21, 72, 152, 311	0

All (1086) RSRZ outliers are listed below:

Mol	Chain	Res	Type	RSRZ
25	A	1709	C	16.0
25	A	1711	C	15.7
25	A	1694	A	14.4
26	7	75	THR	14.3
26	7	76	VAL	13.2
18	CR	162	GLU	12.8
18	CR	161	ALA	12.8
25	A	1693	A	12.5
25	A	1702	A	12.1
18	CR	160	ALA	11.7
18	CR	179	GLN	11.6
18	CR	178	ALA	11.1
18	CR	159	LYS	10.7
1	1	1569	U	10.5
25	A	1699	G	10.4
25	A	1703	C	10.4
25	A	1708	U	10.3
25	A	1692	G	10.2
18	CR	158	ALA	9.8
1	AR	1569	U	9.6
25	A	1695	G	9.6
26	7	86	SER	9.5

Continued on next page...

Continued from previous page...

Mol	Chain	Res	Type	RSRZ
60	M	3	THR	9.5
46	i	16	ASP	9.4
1	1	1568	U	9.0
25	A	238	U	9.0
26	CY	96	LEU	8.8
26	7	77	LYS	8.7
25	A	1700	C	8.6
1	AR	1570	U	8.5
26	7	88	ASP	8.5
18	CR	176	ILE	8.3
25	A	1698	G	8.3
25	A	1704	U	8.3
18	CR	168	LEU	8.1
18	CR	177	ALA	8.1
1	1	1570	U	8.0
25	A	719	U	8.0
25	A	1710	U	7.9
25	A	1701	A	7.8
26	7	69	LYS	7.8
1	AR	1351	U	7.7
18	CR	163	LYS	7.6
25	6	1700	C	7.5
26	CY	68	ALA	7.3
26	CY	98	PRO	7.3
26	CY	97	LYS	7.2
60	M	2	SER	7.2
64	c5	135	THR	7.1
69	d0	121	ASN	7.1
26	CY	66	GLU	7.1
64	c5	134	THR	7.1
25	A	1712	A	7.0
26	7	85	ALA	7.0
26	7	68	ALA	6.9
26	7	84	GLY	6.8
25	6	1701	A	6.8
46	i	19	VAL	6.8
25	A	913	G	6.7
1	1	1571	A	6.7
18	CR	184	ALA	6.7
18	x	161	ALA	6.6
25	A	1697	G	6.6
25	A	1705	C	6.5

Continued on next page...

Continued from previous page...

Mol	Chain	Res	Type	RSRZ
69	d0	98	GLN	6.4
76	c	38	PRO	6.4
25	A	715	U	6.4
18	CR	165	VAL	6.4
25	A	1696	G	6.4
1	AR	2445	A	6.3
26	CY	67	VAL	6.3
25	6	1693	A	6.3
1	AR	1352	A	6.3
26	7	95	SER	6.2
46	i	18	VAL	6.2
25	A	1707	A	6.2
18	CR	164	LYS	6.2
25	A	1686	C	6.1
1	AR	2539	C	6.1
18	CR	170	SER	6.1
25	A	1690	G	6.1
61	c2	20	ALA	6.1
64	c5	133	ALA	6.1
26	CY	95	SER	6.1
38	DK	100	HIS	6.1
25	6	718	U	6.0
1	1	2539	C	6.0
25	6	1710	U	6.0
60	M	146	ALA	6.0
25	6	1694	A	6.0
18	CR	175	ARG	6.0
54	G	151	GLY	5.9
3	4	158	U	5.8
25	6	194	U	5.8
60	c1	3	THR	5.8
25	6	493	U	5.7
10	CJ	254	ASP	5.7
1	1	1955	U	5.7
46	i	173	GLU	5.7
54	G	37	GLN	5.6
60	M	147	GLY	5.6
26	7	74	LYS	5.6
25	A	1691	A	5.6
37	DJ	120	ALA	5.6
79	f	61	SER	5.5
26	CY	69	LYS	5.5

Continued on next page...

Continued from previous page...

Mol	Chain	Res	Type	RSRZ
1	1	1567	U	5.5
25	A	658	C	5.4
25	A	1687	U	5.4
18	CR	174	GLY	5.4
18	CR	157	VAL	5.4
26	CY	65	GLU	5.3
69	d0	18	GLN	5.3
34	AF	128	LEU	5.3
18	CR	167	ARG	5.2
18	CR	180	LYS	5.2
25	A	1059	U	5.2
1	AR	2506	U	5.2
25	A	239	C	5.2
61	N	62	LEU	5.2
25	6	1695	G	5.2
46	i	87	THR	5.1
25	6	239	C	5.0
57	s8	200	LYS	5.0
59	c0	98	THR	5.0
25	A	717	C	5.0
25	A	232	U	5.0
1	AR	1568	U	5.0
81	sR	121	MET	5.0
1	AR	1571	A	5.0
25	6	1711	C	5.0
59	c0	45	ALA	4.9
1	1	1352	A	4.9
25	A	1713	G	4.9
61	N	112	ALA	4.8
25	6	1709	C	4.8
26	7	71	ARG	4.8
44	AP	106	PHE	4.8
1	1	1572	U	4.8
1	AR	2504	U	4.8
1	1	1351	U	4.8
25	A	718	U	4.7
75	b	64	LEU	4.7
25	6	719	U	4.7
10	CJ	256	ALA	4.7
59	c0	65	TYR	4.7
18	CR	169	THR	4.7
1	AR	3157	U	4.7

Continued on next page...

Continued from previous page...

Mol	Chain	Res	Type	RSRZ
46	i	88	ARG	4.7
1	1	1349	G	4.6
25	A	656	G	4.6
1	1	1952	G	4.6
26	7	98	PRO	4.6
25	6	1699	G	4.6
26	7	78	ALA	4.6
1	AR	2505	U	4.6
69	d0	14	GLN	4.6
26	7	90	ILE	4.6
81	h	79	TYR	4.6
26	7	70	LYS	4.5
25	A	494	U	4.5
25	6	1712	A	4.5
26	7	89	LEU	4.5
23	5	9	GLN	4.5
54	G	41	LYS	4.5
69	d0	100	VAL	4.5
50	C	55	LYS	4.5
25	6	678	A	4.5
25	A	491	C	4.5
26	7	81	PRO	4.4
54	G	152	GLY	4.4
54	G	150	GLY	4.4
25	A	1688	U	4.4
25	6	232	U	4.4
25	A	493	U	4.4
1	1	1762	C	4.4
25	6	75	U	4.4
26	7	92	GLU	4.4
25	A	716	C	4.3
56	s7	3	ALA	4.3
81	sR	72	THR	4.3
60	M	152	GLN	4.3
69	d0	97	VAL	4.3
60	c1	4	GLU	4.3
18	x	160	ALA	4.3
1	1	1238	C	4.3
64	c5	136	SER	4.3
17	CQ	182	ASN	4.2
65	R	20	ALA	4.2
25	6	506	A	4.2

Continued on next page...

Continued from previous page...

Mol	Chain	Res	Type	RSRZ
1	AR	2502	A	4.2
25	A	492	A	4.2
18	x	162	GLU	4.2
18	CR	166	VAL	4.2
26	7	73	ARG	4.2
58	K	181	ALA	4.1
63	P	15	GLY	4.1
25	6	494	U	4.1
50	C	130	SER	4.1
18	x	163	LYS	4.1
1	AR	1567	U	4.1
25	A	230	C	4.1
25	A	1706	C	4.1
25	6	1696	G	4.1
25	A	714	G	4.1
54	s5	153	GLY	4.1
18	CR	172	GLN	4.1
65	R	26	LYS	4.1
26	7	87	LEU	4.1
1	AR	1350	A	4.1
59	c0	95	ARG	4.1
54	G	71	ALA	4.1
83	e1	124	PRO	4.1
25	6	229	U	4.0
1	1	1240	A	4.0
46	i	20	LEU	4.0
61	N	85	LYS	4.0
61	c2	59	LEU	4.0
50	C	93	GLY	4.0
61	c2	28	LEU	4.0
1	AR	2503	G	4.0
25	6	1707	A	4.0
64	c5	132	GLY	4.0
25	6	658	C	3.9
25	A	194	U	3.9
1	AR	3156	U	3.9
10	CJ	253	SER	3.9
25	6	1692	G	3.9
26	7	72	SER	3.9
1	AR	2535	A	3.9
68	U	5	SER	3.9
1	1	1566	A	3.9

Continued on next page...

Continued from previous page...

Mol	Chain	Res	Type	RSRZ
47	p0	192	ASP	3.9
50	C	20	VAL	3.9
1	1	3351	U	3.9
1	1	1763	U	3.9
25	A	134	U	3.9
75	b	62	TYR	3.9
26	CY	81	PRO	3.9
75	b	65	PRO	3.9
26	7	83	THR	3.9
56	I	74	GLN	3.9
74	d5	37	GLN	3.8
46	i	85	SER	3.8
25	6	1228	G	3.8
66	S	86	PRO	3.8
60	c1	2	SER	3.8
60	M	153	PHE	3.8
65	R	66	ARG	3.8
77	d	44	VAL	3.8
18	CR	173	ARG	3.8
38	AJ	99	ARG	3.7
61	c2	80	ASN	3.7
60	M	156	PHE	3.7
81	sR	48	THR	3.7
1	AR	3275	U	3.7
46	i	172	VAL	3.7
25	6	1702	A	3.7
51	D	145	GLY	3.7
54	s5	154	ALA	3.7
61	c2	123	VAL	3.7
81	sR	314	GLN	3.7
58	K	185	GLY	3.7
61	c2	64	SER	3.7
1	1	1242	G	3.7
12	CL	219	ALA	3.7
69	d0	19	ILE	3.6
5	CE	140	ASP	3.6
52	E	44	THR	3.6
80	g	146	SER	3.6
46	i	22	PRO	3.6
5	k	387	LEU	3.6
34	DG	128	LEU	3.6
60	M	145	ALA	3.6

Continued on next page...

Continued from previous page...

Mol	Chain	Res	Type	RSRZ
25	6	1698	G	3.6
49	B	166	GLY	3.6
60	c1	147	GLY	3.6
25	6	1059	U	3.6
60	M	4	GLU	3.6
58	K	106	GLU	3.6
25	A	135	A	3.6
59	c0	48	SER	3.6
65	R	21	HIS	3.6
61	c2	76	GLU	3.6
56	s7	2	SER	3.6
58	K	182	GLU	3.6
60	M	155	LYS	3.6
81	sR	212	ALA	3.6
1	1	1243	G	3.5
54	s5	151	GLY	3.5
25	A	506	A	3.5
1	AR	1815	U	3.5
25	A	231	U	3.5
54	G	36	ALA	3.5
50	C	100	PHE	3.5
61	N	41	LEU	3.5
1	AR	1025	A	3.5
81	h	7	LEU	3.5
61	c2	125	ASN	3.5
46	i	84	LYS	3.5
61	c2	126	TRP	3.5
1	1	1025	A	3.5
59	L	94	GLU	3.5
25	6	1371	A	3.5
78	d9	4	GLU	3.4
18	CR	183	ALA	3.4
61	c2	58	LEU	3.4
1	AR	2538	U	3.4
25	6	1491	U	3.4
69	d0	94	GLU	3.4
54	G	38	THR	3.4
67	T	146	ALA	3.4
81	sR	124	SER	3.4
28	DA	127	GLU	3.4
61	N	111	ASN	3.4
77	d	66	LEU	3.4

Continued on next page...

Continued from previous page...

Mol	Chain	Res	Type	RSRZ
81	h	52	GLN	3.4
73	Z	6	THR	3.4
28	9	127	GLU	3.4
59	c0	70	GLU	3.4
81	h	261	LYS	3.4
20	CT	189	ALA	3.4
26	7	96	LEU	3.4
25	A	720	G	3.4
25	A	914	G	3.4
69	d0	17	GLN	3.4
32	DE	105	ALA	3.4
25	A	261	U	3.4
47	p0	87	VAL	3.4
46	i	83	LYS	3.4
76	c	41	LEU	3.4
10	CJ	255	SER	3.3
81	sR	253	ALA	3.3
11	CK	189	GLU	3.3
26	7	65	GLU	3.3
61	c2	23	THR	3.3
81	h	212	ALA	3.3
77	d	21	SER	3.3
60	M	154	ALA	3.3
81	sR	214	ALA	3.3
50	C	91	VAL	3.3
54	G	161	ASP	3.3
69	V	105	GLN	3.3
61	N	28	LEU	3.3
51	s2	105	GLY	3.3
79	e0	63	GLN	3.3
79	f	2	ALA	3.3
65	R	92	TYR	3.3
18	x	184	ALA	3.3
67	T	2	SER	3.3
54	s5	155	ALA	3.3
61	c2	84	ASN	3.3
54	G	155	ALA	3.2
50	C	28	GLU	3.2
10	CJ	121	SER	3.2
26	7	97	LYS	3.2
69	d0	102	ARG	3.2
47	p0	217	VAL	3.2

Continued on next page...

Continued from previous page...

Mol	Chain	Res	Type	RSRZ
55	s6	218	GLU	3.2
73	d4	26	ASP	3.2
81	sR	61	PHE	3.2
61	c2	82	PRO	3.2
50	C	94	LYS	3.2
25	A	1689	A	3.2
20	CT	182	ASP	3.2
40	DM	69	LEU	3.2
62	O	61	THR	3.2
59	c0	23	ALA	3.2
65	R	62	ASN	3.2
1	1	2445	A	3.2
49	B	28	ASN	3.2
1	1	1350	A	3.2
25	6	225	A	3.2
25	A	1716	C	3.2
46	i	174	LEU	3.2
59	c0	94	GLU	3.2
63	P	16	VAL	3.2
10	CJ	182	GLY	3.2
50	C	54	LEU	3.2
60	c1	5	LEU	3.2
1	1	1239	C	3.2
18	x	158	ALA	3.2
55	s6	217	SER	3.1
83	e1	122	SER	3.1
75	b	46	GLU	3.1
25	A	820	U	3.1
25	A	912	U	3.1
61	c2	85	LYS	3.1
47	p0	104	ARG	3.1
25	6	1703	C	3.1
25	A	489	C	3.1
46	i	89	ARG	3.1
80	g	152	ALA	3.1
83	e1	112	GLY	3.1
25	6	1800	A	3.1
57	J	200	LYS	3.1
25	6	235	G	3.1
49	B	23	HIS	3.1
1	AR	1572	U	3.1
20	CT	183	ALA	3.1

Continued on next page...

Continued from previous page...

Mol	Chain	Res	Type	RSRZ
29	DB	11	ALA	3.1
50	C	47	LEU	3.1
64	c5	4	ALA	3.1
54	s5	37	GLN	3.1
81	h	33	LEU	3.1
69	d0	107	THR	3.1
1	AR	3352	U	3.1
60	c1	146	ALA	3.1
25	6	1227	A	3.1
52	s3	44	THR	3.1
23	5	10	LYS	3.1
25	A	488	G	3.1
77	d	5	THR	3.1
79	f	42	ARG	3.1
81	h	252	LEU	3.1
1	AR	1016	C	3.1
25	A	235	G	3.1
53	F	123	LEU	3.1
69	V	48	HIS	3.1
81	sR	252	LEU	3.0
61	c2	124	LYS	3.0
81	sR	165	ASP	3.0
25	6	198	A	3.0
79	f	60	PRO	3.0
26	CY	64	THR	3.0
50	C	95	ASN	3.0
1	1	1581	C	3.0
21	0	1	MET	3.0
59	c0	71	GLU	3.0
54	s5	156	ARG	3.0
77	d	8	THR	3.0
25	A	1362	U	3.0
39	DL	88	ALA	3.0
65	c6	11	GLY	3.0
1	AR	3154	C	3.0
1	1	2207	A	3.0
1	1	2502	A	3.0
81	sR	303	ALA	3.0
67	T	8	GLN	3.0
61	c2	63	VAL	3.0
60	M	150	ASN	3.0
63	P	41	ARG	3.0

Continued on next page...

Continued from previous page...

Mol	Chain	Res	Type	RSRZ
61	N	86	VAL	3.0
68	U	6	VAL	3.0
1	1	1954	G	3.0
12	CL	220	GLN	3.0
69	d0	106	ILE	3.0
52	E	45	LYS	3.0
74	a	65	LEU	3.0
1	1	1095	U	3.0
1	1	1574	C	3.0
40	DM	34	ALA	3.0
49	B	39	ASN	3.0
23	5	27	VAL	3.0
25	6	1708	U	3.0
40	AL	5	ILE	3.0
79	e0	62	VAL	3.0
80	g	124	PRO	3.0
58	K	186	GLU	3.0
49	B	198	MET	2.9
81	h	24	ALA	2.9
48	sM	85	SER	2.9
54	G	25	LEU	2.9
80	g	151	ASN	2.9
25	6	676	G	2.9
61	c2	56	GLU	2.9
63	P	14	PHE	2.9
69	d0	109	GLU	2.9
25	6	721	U	2.9
77	d	59	SER	2.9
25	6	234	G	2.9
81	h	32	LEU	2.9
46	i	17	VAL	2.9
52	E	88	ALA	2.9
1	1	1573	G	2.9
50	C	29	TRP	2.9
23	5	93	ILE	2.9
63	P	40	ALA	2.9
55	s6	169	TYR	2.9
47	p0	103	ASN	2.9
58	K	113	VAL	2.9
77	d	9	LEU	2.9
25	6	238	U	2.9
25	A	490	C	2.9

Continued on next page...

Continued from previous page...

Mol	Chain	Res	Type	RSRZ
47	p0	212	HIS	2.9
54	G	54	LYS	2.9
63	c4	47	LYS	2.9
69	d0	93	LEU	2.9
81	sR	134	TRP	2.9
44	AP	104	LEU	2.9
69	d0	99	ILE	2.9
20	z	187	GLU	2.8
81	h	115	ILE	2.8
23	CW	52	ASN	2.8
53	F	124	GLY	2.8
61	c2	92	ALA	2.8
25	6	227	U	2.8
25	6	496	G	2.8
25	6	1686	C	2.8
32	AD	104	LEU	2.8
70	W	34	ILE	2.8
26	CY	70	LYS	2.8
58	K	112	GLN	2.8
58	K	138	LYS	2.8
81	h	314	GLN	2.8
49	B	24	LEU	2.8
1	AR	546	C	2.8
25	6	233	C	2.8
61	c2	112	ALA	2.8
26	7	80	ARG	2.8
64	c5	10	ARG	2.8
25	6	1687	U	2.8
81	sR	27	ALA	2.8
1	AR	1354	G	2.8
25	6	1690	G	2.8
26	7	79	GLN	2.8
1	AR	2444	C	2.8
65	R	114	ARG	2.8
25	6	722	G	2.8
46	i	86	ASN	2.8
81	sR	319	ASN	2.8
25	6	240	U	2.8
81	h	72	THR	2.8
9	CI	27	ALA	2.8
25	6	495	C	2.8
65	R	57	LEU	2.8

Continued on next page...

Continued from previous page...

Mol	Chain	Res	Type	RSRZ
56	I	38	LEU	2.8
63	P	96	PRO	2.8
50	C	92	GLN	2.8
81	sR	167	VAL	2.8
48	sM	84	LYS	2.8
1	AR	1028	U	2.8
65	R	56	GLY	2.8
9	CI	26	VAL	2.8
20	z	188	ASP	2.8
25	A	495	C	2.8
69	d0	105	GLN	2.8
11	CK	191	LEU	2.8
74	a	36	ALA	2.8
76	c	44	THR	2.8
32	AD	105	ALA	2.7
1	AR	1353	U	2.7
59	c0	96	ASN	2.7
63	P	29	HIS	2.7
70	W	53	TYR	2.7
1	AR	1764	U	2.7
25	A	228	G	2.7
58	K	116	LEU	2.7
53	s4	261	LEU	2.7
76	c	33	LEU	2.7
25	6	491	C	2.7
25	A	1685	G	2.7
61	c2	121	VAL	2.7
74	a	88	ILE	2.7
1	1	2205	U	2.7
1	AR	2507	C	2.7
61	c2	113	ARG	2.7
61	c2	60	VAL	2.7
73	Z	2	SER	2.7
32	AD	24	THR	2.7
80	g	149	LYS	2.7
38	DK	96	ALA	2.7
39	DL	87	SER	2.7
67	T	10	SER	2.7
80	g	87	THR	2.7
81	h	284	ALA	2.7
61	N	88	LEU	2.7
50	C	230	ALA	2.7

Continued on next page...

Continued from previous page...

Mol	Chain	Res	Type	RSRZ
69	V	98	GLN	2.7
61	N	80	ASN	2.7
12	CL	221	ALA	2.7
25	A	1681	A	2.7
29	DB	7	ALA	2.7
61	c2	128	ALA	2.7
81	h	310	ILE	2.7
81	sR	51	ASP	2.7
54	s5	152	GLY	2.7
61	c2	115	VAL	2.7
73	d4	2	SER	2.7
1	1	2569	A	2.7
50	C	25	THR	2.7
74	d5	88	ILE	2.7
10	CJ	119	GLY	2.6
47	p0	81	LYS	2.6
81	h	211	ILE	2.6
81	sR	301	LEU	2.6
10	CJ	197	VAL	2.6
25	6	717	C	2.6
77	d	45	LYS	2.6
77	d	67	ARG	2.6
40	DM	72	THR	2.6
33	AE	82	GLU	2.6
25	6	228	G	2.6
60	M	149	ALA	2.6
68	U	4	VAL	2.6
1	1	2507	C	2.6
20	z	186	LYS	2.6
58	K	95	TYR	2.6
74	d5	86	GLU	2.6
55	s6	216	LEU	2.6
81	sR	125	GLY	2.6
64	c5	7	ALA	2.6
72	Y	51	GLY	2.6
61	c2	143	GLN	2.6
81	sR	166	SER	2.6
52	E	87	TYR	2.6
77	d	60	GLU	2.6
76	c	45	THR	2.6
81	h	81	LEU	2.6
54	G	24	VAL	2.6

Continued on next page...

Continued from previous page...

Mol	Chain	Res	Type	RSRZ
69	V	121	ASN	2.6
81	sR	130	THR	2.6
59	c0	79	TYR	2.6
47	p0	47	GLY	2.6
81	h	202	LEU	2.6
56	s7	52	ALA	2.6
58	s9	148	VAL	2.6
61	N	20	ALA	2.6
61	c2	86	VAL	2.6
1	AR	246	U	2.6
23	5	89	LEU	2.6
79	f	49	LEU	2.6
1	1	3154	C	2.6
33	AE	79	ARG	2.6
81	h	102	ARG	2.6
25	A	1370	U	2.6
81	h	36	ALA	2.6
52	s3	43	PRO	2.6
76	d7	57	GLU	2.6
59	c0	21	VAL	2.6
81	h	309	VAL	2.6
75	b	47	ALA	2.6
1	1	3349	C	2.6
1	AR	544	C	2.6
1	AR	3155	U	2.6
3	AT	158	U	2.6
25	6	492	A	2.6
52	s3	176	LEU	2.6
74	a	94	LYS	2.6
12	CL	186	GLU	2.5
59	c0	35	ILE	2.5
69	V	99	ILE	2.5
50	s1	89	ASP	2.5
64	c5	137	ARG	2.5
1	AR	1349	G	2.5
26	7	82	ILE	2.5
62	O	151	ASN	2.5
50	s1	235	GLY	2.5
59	c0	13	GLN	2.5
81	h	307	ASP	2.5
61	c2	57	ALA	2.5
59	c0	68	LEU	2.5

Continued on next page...

Continued from previous page...

Mol	Chain	Res	Type	RSRZ
61	c2	119	SER	2.5
63	P	19	ILE	2.5
25	A	237	C	2.5
25	A	657	U	2.5
50	C	233	GLY	2.5
74	a	67	ASP	2.5
83	e1	102	VAL	2.5
81	h	313	TRP	2.5
25	6	484	C	2.5
59	c0	42	VAL	2.5
68	c9	112	GLY	2.5
81	h	306	THR	2.5
47	p0	88	PHE	2.5
1	1	1016	C	2.5
67	T	22	VAL	2.5
52	s3	152	PHE	2.5
61	c2	34	THR	2.5
1	AR	1103	A	2.5
37	AI	120	ALA	2.5
54	G	70	VAL	2.5
81	h	71	CYS	2.5
1	1	1237	G	2.5
25	A	781	U	2.5
50	C	46	THR	2.5
62	O	26	PHE	2.5
50	C	53	GLY	2.5
59	c0	22	VAL	2.5
1	AR	1762	C	2.5
47	p0	69	ASP	2.5
81	sR	180	ALA	2.5
1	AR	240	U	2.5
74	a	68	ARG	2.5
77	d8	65	ARG	2.5
10	CJ	161	GLU	2.5
25	6	656	G	2.5
25	6	230	C	2.5
81	sR	46	LYS	2.5
73	Z	98	GLU	2.5
78	e	4	GLU	2.5
5	CE	387	LEU	2.5
25	A	240	U	2.5
47	p0	188	VAL	2.5

Continued on next page...

Continued from previous page...

Mol	Chain	Res	Type	RSRZ
81	h	283	LYS	2.5
46	i	21	PRO	2.5
81	h	305	TYR	2.5
50	C	121	ILE	2.5
58	K	141	VAL	2.5
56	s7	44	LYS	2.5
65	R	143	ARG	2.5
59	c0	64	TYR	2.4
25	A	131	C	2.4
7	CG	296	GLN	2.4
10	CJ	137	ASN	2.4
61	c2	110	GLY	2.4
1	1	1815	U	2.4
25	6	679	U	2.4
48	sM	78	ASP	2.4
67	T	16	ARG	2.4
61	c2	55	GLY	2.4
69	V	93	LEU	2.4
25	6	231	U	2.4
26	7	64	THR	2.4
63	c4	62	LEU	2.4
81	sR	292	LEU	2.4
40	DM	25	VAL	2.4
61	c2	65	SER	2.4
69	d0	115	GLU	2.4
1	AR	621	A	2.4
50	C	90	GLU	2.4
80	g	145	HIS	2.4
81	sR	49	GLY	2.4
1	1	1951	C	2.4
26	7	67	VAL	2.4
59	c0	36	ASP	2.4
81	h	45	TRP	2.4
10	p	256	ALA	2.4
29	AA	65	ARG	2.4
68	U	21	PHE	2.4
69	d0	95	ALA	2.4
25	A	197	A	2.4
57	s8	116	HIS	2.4
61	c2	30	VAL	2.4
74	a	82	HIS	2.4
76	d7	33	LEU	2.4

Continued on next page...

Continued from previous page...

Mol	Chain	Res	Type	RSRZ
77	d8	31	GLU	2.4
60	c1	145	ALA	2.4
77	d8	10	ALA	2.4
1	1	1353	U	2.4
1	AR	1955	U	2.4
49	B	41	ARG	2.4
68	U	104	VAL	2.4
10	CJ	107	GLU	2.4
54	s5	68	ILE	2.4
61	c2	136	ILE	2.4
63	c4	45	GLY	2.4
80	g	109	ASP	2.4
25	6	712	G	2.4
29	AA	46	ILE	2.4
57	J	104	ILE	2.4
27	CZ	22	LYS	2.4
76	c	32	PHE	2.4
47	p0	25	LEU	2.4
58	K	87	SER	2.4
59	L	67	THR	2.4
77	d	7	VAL	2.4
55	s6	214	LYS	2.4
83	e1	113	LYS	2.4
47	p0	205	THR	2.4
54	G	162	VAL	2.4
67	T	3	LEU	2.4
73	Z	100	VAL	2.4
54	G	154	ALA	2.3
83	e1	145	HIS	2.3
61	N	119	SER	2.3
1	1	1576	G	2.3
25	6	1713	G	2.3
63	P	18	ARG	2.3
57	J	123	LYS	2.3
61	c2	105	LYS	2.3
10	CJ	130	TYR	2.3
61	N	67	THR	2.3
61	c2	78	LEU	2.3
83	e1	127	GLY	2.3
81	h	213	SER	2.3
51	D	144	TRP	2.3
68	U	105	LEU	2.3

Continued on next page...

Continued from previous page...

Mol	Chain	Res	Type	RSRZ
1	AR	545	U	2.3
2	AS	73	C	2.3
7	CG	4	GLN	2.3
76	c	36	LYS	2.3
81	sR	244	ALA	2.3
47	p0	60	ARG	2.3
47	p0	191	TYR	2.3
64	Q	51	SER	2.3
69	d0	114	VAL	2.3
81	sR	3	SER	2.3
51	D	146	THR	2.3
63	P	94	PRO	2.3
69	V	15	GLN	2.3
80	g	107	LYS	2.3
1	1	2096	A	2.3
1	AR	1763	U	2.3
56	s7	187	SER	2.3
59	c0	55	VAL	2.3
65	R	55	VAL	2.3
49	B	203	PHE	2.3
50	C	41	ARG	2.3
54	s5	130	ILE	2.3
56	I	75	THR	2.3
61	N	21	GLU	2.3
73	d4	18	LEU	2.3
1	1	2570	U	2.3
1	AR	243	G	2.3
25	6	226	A	2.3
52	E	54	ARG	2.3
52	E	217	ILE	2.3
52	s3	42	THR	2.3
81	sR	82	SER	2.3
65	R	5	PRO	2.3
25	A	280	U	2.3
61	N	59	LEU	2.3
80	g	85	TYR	2.3
52	s3	174	HIS	2.3
25	6	490	C	2.3
25	A	195	G	2.3
61	c2	21	GLU	2.3
76	c	34	ASP	2.3
47	p0	26	PHE	2.3

Continued on next page...

Continued from previous page...

Mol	Chain	Res	Type	RSRZ
58	K	184	SER	2.3
61	N	32	LEU	2.3
65	R	96	TYR	2.3
81	sR	120	SER	2.3
58	s9	182	GLU	2.3
81	sR	50	ASP	2.3
47	p0	221	ALA	2.3
57	J	167	ALA	2.3
63	c4	63	ALA	2.3
1	1	1094	U	2.3
34	AF	127	ALA	2.3
63	c4	117	ASP	2.3
64	c5	109	PRO	2.3
10	CJ	198	ALA	2.3
61	N	52	LEU	2.3
23	CW	89	LEU	2.3
80	g	86	THR	2.3
52	s3	128	GLU	2.2
63	P	103	ARG	2.2
81	h	263	PHE	2.3
48	sM	83	LYS	2.2
57	J	136	SER	2.2
61	c2	29	LYS	2.2
63	P	75	GLY	2.2
49	B	201	LEU	2.2
50	C	96	LEU	2.2
61	c2	75	VAL	2.2
76	d7	5	GLN	2.2
40	DM	31	LEU	2.2
57	s8	67	TRP	2.2
77	d8	43	ASN	2.2
54	G	20	PHE	2.2
56	s7	93	LEU	2.2
63	P	102	LEU	2.2
65	R	3	ALA	2.2
74	a	69	LEU	2.2
1	1	1764	U	2.2
1	1	3155	U	2.2
10	p	156	ASP	2.2
23	CW	9	GLN	2.2
25	A	1060	U	2.2
59	c0	37	THR	2.2

Continued on next page...

Continued from previous page...

Mol	Chain	Res	Type	RSRZ
29	DB	96	VAL	2.2
55	H	147	LEU	2.2
63	c4	48	VAL	2.2
76	d7	38	PRO	2.2
51	D	71	THR	2.2
81	sR	83	ALA	2.2
40	DM	26	LYS	2.2
7	CG	297	GLN	2.2
23	CW	14	THR	2.2
54	s5	129	PRO	2.2
66	S	125	SER	2.2
1	1	2506	U	2.2
1	AR	117	U	2.2
50	C	140	ILE	2.2
54	s5	58	LEU	2.2
61	c2	62	LEU	2.2
1	AR	1563	C	2.2
10	CJ	199	ALA	2.2
25	6	237	C	2.2
25	A	136	C	2.2
74	a	98	GLN	2.2
81	h	308	ASN	2.2
59	c0	78	GLU	2.2
61	c2	77	GLY	2.2
55	H	145	PHE	2.2
63	P	27	PHE	2.2
1	AR	2572	C	2.2
18	x	157	VAL	2.2
56	I	98	ILE	2.2
49	B	22	THR	2.2
47	p0	218	SER	2.2
69	V	94	GLU	2.2
81	h	146	GLY	2.2
1	AR	1566	A	2.2
57	J	145	ALA	2.2
14	CN	136	GLU	2.2
47	p0	100	ILE	2.2
81	h	203	THR	2.2
81	h	262	VAL	2.2
60	M	148	LYS	2.2
1	1	545	U	2.2
1	1	1241	U	2.2

Continued on next page...

Continued from previous page...

Mol	Chain	Res	Type	RSRZ
50	C	86	LEU	2.2
56	s7	4	PRO	2.2
55	H	50	PHE	2.2
1	AR	3276	G	2.2
55	H	1	MET	2.2
57	J	168	CYS	2.2
65	c6	141	SER	2.2
52	s3	34	TYR	2.2
65	R	28	LEU	2.2
70	W	55	LEU	2.2
56	I	134	GLU	2.2
25	6	74	U	2.2
27	CZ	142	ILE	2.2
55	H	165	GLY	2.2
81	h	14	GLU	2.2
23	CW	34	ALA	2.2
58	s9	183	ALA	2.2
10	CJ	97	TYR	2.2
74	a	51	LEU	2.2
51	D	34	GLY	2.1
63	c4	44	GLY	2.1
11	CK	190	ASP	2.1
18	x	164	LYS	2.1
23	CW	33	TYR	2.1
58	K	180	LYS	2.1
81	sR	14	GLU	2.1
59	c0	97	PRO	2.1
61	c2	114	LYS	2.1
69	d0	104	THR	2.1
10	CJ	234	GLY	2.1
82	c7	87	GLU	2.1
32	AD	95	ALA	2.1
40	DM	78	LEU	2.1
81	h	113	VAL	2.1
63	c4	26	THR	2.1
1	AR	3277	U	2.1
25	6	192	U	2.1
47	p0	102	SER	2.1
61	N	110	GLY	2.1
81	h	295	SER	2.1
47	p0	216	ALA	2.1
83	e1	114	VAL	2.1

Continued on next page...

Continued from previous page...

Mol	Chain	Res	Type	RSRZ
61	c2	47	GLU	2.1
7	CG	5	LYS	2.1
50	C	99	ASN	2.1
64	Q	104	GLN	2.1
1	1	3350	C	2.1
47	p0	50	VAL	2.1
67	T	17	LEU	2.1
1	AR	2537	U	2.1
50	C	23	PRO	2.1
50	s1	74	GLN	2.1
55	H	34	GLN	2.1
61	N	60	VAL	2.1
63	c4	110	LEU	2.1
81	sR	311	ARG	2.1
83	e1	123	ASN	2.1
61	N	82	PRO	2.1
81	sR	122	ILE	2.1
56	I	80	GLU	2.1
1	AR	1032	C	2.1
47	p0	89	THR	2.1
53	F	252	ARG	2.1
79	f	48	THR	2.1
7	m	161	GLY	2.1
56	s7	54	GLY	2.1
61	N	124	LYS	2.1
69	d0	52	LYS	2.1
1	1	1251	A	2.1
25	6	1256	A	2.1
25	6	1691	A	2.1
40	DM	43	PHE	2.1
29	DB	6	LYS	2.1
57	s8	199	LYS	2.1
59	c0	10	LYS	2.1
73	Z	34	ASN	2.1
75	b	60	PRO	2.1
52	s3	178	ARG	2.1
81	h	121	MET	2.1
81	sR	103	PHE	2.1
1	1	2503	G	2.1
81	sR	235	SER	2.1
56	I	87	ASP	2.1
1	1	1103	A	2.1

Continued on next page...

Continued from previous page...

Mol	Chain	Res	Type	RSRZ
56	I	15	GLU	2.1
25	A	132	U	2.1
77	d	55	VAL	2.1
64	Q	89	MET	2.1
81	h	253	ALA	2.1
37	DJ	119	LYS	2.1
54	s5	35	GLN	2.1
77	d8	45	LYS	2.1
47	p0	48	ARG	2.1
59	c0	74	GLU	2.1
61	N	125	ASN	2.1
67	T	101	LEU	2.1
77	d8	9	LEU	2.1
81	h	265	LEU	2.1
52	E	25	PHE	2.1
54	G	209	TYR	2.1
38	AJ	98	ARG	2.1
54	G	96	SER	2.1
67	c8	22	VAL	2.1
23	5	49	ASN	2.1
25	A	233	C	2.1
50	C	50	LYS	2.1
67	T	6	GLN	2.1
23	CW	97	SER	2.1
1	AR	1630	U	2.1
1	AR	2536	A	2.1
25	6	1226	A	2.1
25	6	1714	A	2.1
50	C	60	ALA	2.1
81	sR	80	ALA	2.1
56	I	77	LEU	2.1
61	c2	61	VAL	2.1
68	U	71	VAL	2.1
61	N	140	PHE	2.1
77	d8	32	PHE	2.1
80	g	115	THR	2.1
81	h	53	LYS	2.1
55	s6	119	GLN	2.1
69	d0	50	LEU	2.1
29	AA	92	PHE	2.1
63	c4	27	PHE	2.1
1	1	2095	G	2.0

Continued on next page...

Continued from previous page...

Mol	Chain	Res	Type	RSRZ
54	G	26	ALA	2.0
61	N	79	ALA	2.0
64	Q	73	PRO	2.0
60	M	82	ARG	2.0
40	DM	73	LEU	2.0
63	P	95	GLY	2.0
14	t	135	ALA	2.0
69	d0	103	ILE	2.0
76	c	50	ALA	2.0
57	J	62	THR	2.0
64	Q	78	THR	2.0
64	c5	5	VAL	2.0
57	J	135	LYS	2.0
77	d	43	ASN	2.0
81	sR	138	GLY	2.0
49	s0	185	ARG	2.0
81	sR	123	ILE	2.0
58	K	118	LEU	2.0
54	G	181	GLU	2.0
52	s3	3	ALA	2.0
65	R	29	ILE	2.0
1	1	1580	A	2.0
1	AR	1816	A	2.0
1	AR	2540	A	2.0
1	AR	1954	G	2.0
57	s8	111	GLN	2.0
59	c0	26	ASP	2.0
59	c0	67	THR	2.0
75	b	69	ASN	2.0
29	AA	5	LEU	2.0
54	G	48	PHE	2.0
76	d7	82	LYS	2.0
53	F	190	GLY	2.0
58	K	111	THR	2.0
61	N	56	GLU	2.0
65	R	88	GLY	2.0
56	s7	22	GLN	2.0
7	m	236	LEU	2.0
23	5	28	PHE	2.0
52	E	216	PRO	2.0
61	c2	74	LEU	2.0
61	c2	122	VAL	2.0

Continued on next page...

Continued from previous page...

Mol	Chain	Res	Type	RSRZ
10	p	202	GLU	2.0
25	6	224	C	2.0
63	P	114	ARG	2.0
83	e1	111	GLU	2.0
10	CJ	148	ALA	2.0
26	7	91	LYS	2.0
50	C	103	MET	2.0
54	G	53	VAL	2.0
63	P	17	ALA	2.0
75	b	63	ALA	2.0
60	M	151	LYS	2.0
50	C	24	PHE	2.0
25	6	1217	A	2.0
61	c2	40	GLY	2.0

6.2 Non-standard residues in protein, DNA, RNA chains [i](#)

There are no non-standard protein/DNA/RNA residues in this entry.

6.3 Carbohydrates [i](#)

There are no carbohydrates in this entry.

6.4 Ligands [i](#)

In the following table, the Atoms column lists the number of modelled atoms in the group and the number defined in the chemical component dictionary. LLDF column lists the quality of electron density of the group with respect to its neighbouring residues in protein, DNA or RNA chains. The B-factors column lists the minimum, median, 95th percentile and maximum values of B factors of atoms in the group. The column labelled 'Q< 0.9' lists the number of atoms with occupancy less than 0.9.

Mol	Type	Chain	Res	Atoms	RSCC	RSR	LLDF	B-factors(Å ²)	Q<0.9
85	MG	AR	4139	1/1	0.97	0.65	76.32	37,37,37,37	0
85	MG	1	3791	1/1	0.97	0.43	54.88	21,21,21,21	0
85	MG	AT	223	1/1	0.71	0.91	49.97	55,55,55,55	0
85	MG	1	3900	1/1	0.94	0.74	47.46	34,34,34,34	0
85	MG	1	3801	1/1	0.71	0.52	46.61	38,38,38,38	0
85	MG	1	3764	1/1	0.91	0.54	42.59	38,38,38,38	0
85	MG	AR	3858	1/1	0.97	0.47	38.78	22,22,22,22	0

Continued on next page...

Continued from previous page...

Mol	Type	Chain	Res	Atoms	RSCC	RSR	LLDF	B-factors(\AA^2)	Q<0.9
85	MG	AR	3867	1/1	0.96	0.50	37.95	13,13,13,13	0
84	OHX	1	3675	7/7	0.79	0.56	36.98	229,229,230,230	0
85	MG	AR	3887	1/1	0.92	0.72	35.52	35,35,35,35	0
85	MG	1	4061	1/1	0.94	0.40	35.23	23,23,23,23	0
85	MG	AR	4111	1/1	0.96	0.60	34.74	48,48,48,48	0
85	MG	4	217	1/1	0.80	0.48	34.49	44,44,44,44	0
85	MG	6	2082	1/1	0.97	0.54	33.42	25,25,25,25	0
84	OHX	AR	3626	7/7	0.95	0.32	32.08	204,205,205,205	0
85	MG	1	3843	1/1	0.97	0.66	31.65	11,11,11,11	0
85	MG	1	3915	1/1	0.95	0.55	31.44	19,19,19,19	0
85	MG	1	3924	1/1	0.99	0.54	29.50	8,8,8,8	0
85	MG	1	4060	1/1	0.93	0.55	29.36	16,16,16,16	0
85	MG	AR	3933	1/1	0.93	0.53	29.35	13,13,13,13	0
85	MG	1	4215	1/1	0.97	0.34	29.31	28,28,28,28	0
85	MG	1	3858	1/1	0.97	0.64	28.87	12,12,12,12	0
85	MG	1	3902	1/1	0.96	0.52	28.30	4,4,4,4	0
84	OHX	AR	3701	7/7	0.90	0.41	28.20	207,208,208,208	0
84	OHX	1	3705	7/7	0.87	0.42	28.10	222,222,223,223	0
85	MG	A	2079	1/1	0.95	0.58	25.85	46,46,46,46	0
85	MG	AR	3872	1/1	0.99	0.45	25.84	0,0,0,0	0
85	MG	AR	3927	1/1	0.99	0.65	25.67	11,11,11,11	0
85	MG	AR	3909	1/1	0.99	0.37	25.58	14,14,14,14	0
85	MG	6	2137	1/1	0.96	0.40	25.14	82,82,82,82	0
85	MG	1	3899	1/1	0.99	0.41	24.65	12,12,12,12	0
85	MG	6	2113	1/1	0.97	0.42	24.48	23,23,23,23	0
85	MG	1	4192	1/1	0.76	0.43	24.33	38,38,38,38	0
85	MG	1	3905	1/1	0.96	0.59	23.98	14,14,14,14	0
85	MG	4	219	1/1	0.96	0.39	23.82	24,24,24,24	0
85	MG	A	2066	1/1	0.98	0.44	23.81	62,62,62,62	0
85	MG	AR	3853	1/1	0.96	0.58	23.75	17,17,17,17	0
85	MG	AT	224	1/1	0.93	0.54	23.66	35,35,35,35	0
84	OHX	AT	218	7/7	0.91	0.39	23.61	223,224,224,224	0
84	OHX	AR	3686	7/7	0.92	0.48	23.16	186,187,187,187	0
85	MG	1	3922	1/1	0.97	0.50	23.12	15,15,15,15	0
85	MG	AR	3905	1/1	0.97	0.52	23.06	24,24,24,24	0
85	MG	1	3804	1/1	0.94	0.61	23.04	18,18,18,18	0
84	OHX	1	3721	7/7	0.92	0.39	22.88	191,192,193,193	0
85	MG	6	2066	1/1	0.98	0.27	22.74	87,87,87,87	0
85	MG	A	2057	1/1	0.97	0.43	22.51	50,50,50,50	0
85	MG	AR	4185	1/1	0.92	0.36	22.35	40,40,40,40	0
85	MG	AR	3756	1/1	0.95	0.72	22.18	11,11,11,11	0

Continued on next page...

Continued from previous page...

Mol	Type	Chain	Res	Atoms	RSCC	RSR	LLDF	B-factors(\AA^2)	Q<0.9
85	MG	1	3739	1/1	0.96	0.46	21.89	15,15,15,15	0
84	OHX	AR	3648	7/7	0.93	0.39	21.78	196,197,198,198	0
85	MG	1	3829	1/1	0.95	0.38	21.27	25,25,25,25	0
85	MG	AR	3882	1/1	0.99	0.58	21.24	11,11,11,11	0
85	MG	1	3904	1/1	0.98	0.44	21.22	4,4,4,4	0
85	MG	1	3847	1/1	0.92	0.39	20.96	23,23,23,23	0
84	OHX	AR	3591	7/7	0.93	0.40	20.94	168,169,169,169	0
85	MG	1	3870	1/1	0.98	0.51	20.93	11,11,11,11	0
85	MG	A	2125	1/1	0.83	0.54	20.66	51,51,51,51	0
85	MG	AR	3926	1/1	0.98	0.51	20.52	10,10,10,10	0
85	MG	AR	3850	1/1	0.94	0.52	20.41	11,11,11,11	0
85	MG	AR	3937	1/1	0.99	0.43	20.17	9,9,9,9	0
84	OHX	AR	3554	7/7	0.95	0.29	20.13	159,160,161,161	0
85	MG	AB	201	1/1	0.99	0.50	19.89	15,15,15,15	0
85	MG	6	2083	1/1	0.93	0.47	19.89	35,35,35,35	0
85	MG	1	3852	1/1	0.95	0.59	19.80	22,22,22,22	0
85	MG	AR	3797	1/1	0.95	0.38	19.80	18,18,18,18	0
85	MG	1	4195	1/1	0.97	0.36	19.62	52,52,52,52	0
85	MG	AR	4135	1/1	0.86	0.54	19.32	66,66,66,66	0
84	OHX	AR	3691	7/7	0.96	0.45	19.07	170,171,172,172	0
85	MG	AR	4032	1/1	0.84	0.50	18.87	47,47,47,47	0
84	OHX	1	3601	7/7	0.92	0.33	18.37	200,200,201,202	0
85	MG	1	3857	1/1	0.98	0.39	18.36	12,12,12,12	0
85	MG	AR	3938	1/1	0.94	0.52	18.31	20,20,20,20	0
85	MG	1	3927	1/1	0.96	0.50	18.24	6,6,6,6	0
85	MG	1	3917	1/1	0.98	0.36	18.18	18,18,18,18	0
85	MG	AR	4138	1/1	0.97	0.42	18.16	44,44,44,44	0
85	MG	6	2106	1/1	0.94	0.58	17.61	32,32,32,32	0
85	MG	1	3874	1/1	0.98	0.42	17.52	19,19,19,19	0
85	MG	CI	301	1/1	0.82	0.31	17.45	48,48,48,48	0
85	MG	1	3989	1/1	0.94	0.48	17.40	20,20,20,20	0
84	OHX	AR	3739	7/7	0.96	0.37	17.36	151,152,152,152	0
85	MG	AR	3842	1/1	0.97	0.38	17.28	10,10,10,10	0
85	MG	1	3944	1/1	0.97	0.33	17.28	33,33,33,33	0
85	MG	6	2073	1/1	0.90	0.41	17.27	57,57,57,57	0
85	MG	1	4204	1/1	0.97	0.41	17.08	12,12,12,12	0
85	MG	1	4161	1/1	0.84	0.28	17.01	37,37,37,37	0
84	OHX	1	3722	7/7	0.75	0.44	16.86	268,268,269,269	0
85	MG	AR	3846	1/1	0.95	0.58	16.84	17,17,17,17	0
85	MG	1	3785	1/1	0.97	0.33	16.76	21,21,21,21	0
85	MG	1	3896	1/1	0.98	0.41	16.73	10,10,10,10	0

Continued on next page...

Continued from previous page...

Mol	Type	Chain	Res	Atoms	RSCC	RSR	LLDF	B-factors(\AA^2)	Q<0.9
85	MG	1	3883	1/1	0.90	0.47	16.32	17,17,17,17	0
84	OHX	AR	3714	7/7	0.93	0.43	16.16	192,193,193,194	0
85	MG	1	4148	1/1	0.98	0.57	16.13	35,35,35,35	0
85	MG	AR	3802	1/1	0.96	0.58	16.12	16,16,16,16	0
85	MG	AR	3852	1/1	0.99	0.44	16.10	18,18,18,18	0
85	MG	1	4044	1/1	0.82	0.32	16.10	40,40,40,40	0
84	OHX	AR	3641	7/7	0.87	0.41	16.06	218,219,219,220	0
85	MG	1	3745	1/1	0.95	0.48	15.89	20,20,20,20	0
85	MG	6	2096	1/1	0.96	0.38	15.85	48,48,48,48	0
85	MG	A	2078	1/1	0.97	0.51	15.78	28,28,28,28	0
85	MG	1	4063	1/1	0.78	0.60	15.70	55,55,55,55	0
85	MG	AR	4000	1/1	0.97	0.38	15.69	30,30,30,30	0
85	MG	AR	3900	1/1	0.95	0.33	15.59	29,29,29,29	0
85	MG	AR	4226	1/1	0.93	0.51	15.39	16,16,16,16	0
85	MG	AR	3741	1/1	0.96	0.24	15.28	14,14,14,14	0
85	MG	1	3872	1/1	0.97	0.40	15.20	23,23,23,23	0
85	MG	AR	4173	1/1	0.64	0.48	15.19	38,38,38,38	0
85	MG	1	3890	1/1	0.96	0.38	15.12	23,23,23,23	0
85	MG	AR	3946	1/1	0.94	0.20	15.06	28,28,28,28	0
85	MG	AR	4102	1/1	0.94	0.33	15.03	24,24,24,24	0
85	MG	1	4103	1/1	0.87	0.35	14.83	60,60,60,60	0
85	MG	12	201	1/1	0.99	0.28	14.81	21,21,21,21	0
85	MG	1	3818	1/1	0.95	0.39	14.74	19,19,19,19	0
84	OHX	AR	3685	7/7	0.86	0.40	14.67	187,187,188,188	0
84	OHX	AR	3694	7/7	0.91	0.40	14.59	212,212,213,213	0
85	MG	AR	4200	1/1	0.97	0.56	14.59	30,30,30,30	0
85	MG	1	3949	1/1	0.77	0.44	14.49	41,41,41,41	0
85	MG	AR	3930	1/1	0.95	0.39	14.35	14,14,14,14	0
84	OHX	AR	3683	7/7	0.96	0.36	14.14	178,179,179,180	0
85	MG	A	2047	1/1	0.99	0.38	14.09	55,55,55,55	0
85	MG	1	3873	1/1	0.99	0.40	14.05	18,18,18,18	0
85	MG	1	3839	1/1	0.94	0.60	14.03	7,7,7,7	0
85	MG	AR	3939	1/1	0.95	0.43	14.03	16,16,16,16	0
85	MG	AR	3934	1/1	0.97	0.37	14.02	14,14,14,14	0
84	OHX	1	3660	7/7	0.94	0.29	14.01	208,209,210,210	0
85	MG	AR	3890	1/1	0.97	0.50	13.96	33,33,33,33	0
84	OHX	AR	3611	7/7	0.96	0.33	13.94	194,196,197,197	0
84	OHX	6	2005	7/7	0.94	0.28	13.89	152,153,155,155	0
85	MG	1	4209	1/1	0.98	0.40	13.86	22,22,22,22	0
85	MG	AR	3856	1/1	0.98	0.53	13.86	10,10,10,10	0
85	MG	1	3882	1/1	0.99	0.39	13.73	11,11,11,11	0

Continued on next page...

Continued from previous page...

Mol	Type	Chain	Res	Atoms	RSCC	RSR	LLDF	B-factors(\AA^2)	Q<0.9
85	MG	A	2081	1/1	0.96	0.40	13.71	48,48,48,48	0
85	MG	1	4155	1/1	0.97	0.48	13.69	66,66,66,66	0
85	MG	1	4191	1/1	0.99	0.45	13.64	22,22,22,22	0
85	MG	AK	104	1/1	0.96	0.38	13.61	44,44,44,44	0
85	MG	AR	4187	1/1	0.95	0.67	13.59	27,27,27,27	0
85	MG	DG	202	1/1	0.94	0.36	13.49	21,21,21,21	0
85	MG	6	2076	1/1	0.95	0.33	13.46	18,18,18,18	0
85	MG	1	3833	1/1	0.87	0.30	13.33	41,41,41,41	0
84	OHX	AR	3652	7/7	0.90	0.36	13.30	196,196,197,197	0
85	MG	1	3918	1/1	0.95	0.36	13.23	26,26,26,26	0
85	MG	1	4064	1/1	0.84	0.35	13.19	59,59,59,59	0
85	MG	A	2101	1/1	0.92	0.24	13.14	64,64,64,64	0
85	MG	AR	3992	1/1	0.94	0.50	13.12	19,19,19,19	0
85	MG	AR	3765	1/1	0.98	0.44	13.08	23,23,23,23	0
85	MG	AR	4242	1/1	0.93	0.73	13.06	56,56,56,56	0
85	MG	AR	4095	1/1	0.87	0.34	13.03	36,36,36,36	0
85	MG	6	2093	1/1	0.88	0.33	12.98	47,47,47,47	0
85	MG	1	3838	1/1	0.98	0.36	12.96	20,20,20,20	0
84	OHX	1	3595	7/7	0.93	0.44	12.90	190,191,192,192	0
84	OHX	6	2027	7/7	0.86	0.32	12.78	187,188,189,190	0
84	OHX	AR	3650	7/7	0.95	0.39	12.77	177,177,178,178	0
85	MG	A	2052	1/1	0.91	0.46	12.77	27,27,27,27	0
85	MG	1	3903	1/1	0.93	0.32	12.75	32,32,32,32	0
85	MG	A	2056	1/1	0.97	0.38	12.66	39,39,39,39	0
85	MG	1	4099	1/1	0.99	0.31	12.62	16,16,16,16	0
85	MG	1	4086	1/1	0.99	0.31	12.54	16,16,16,16	0
84	OHX	AR	3660	7/7	0.93	0.35	12.45	167,168,169,170	0
84	OHX	AR	3734	7/7	0.88	0.30	12.26	223,224,224,225	0
84	OHX	AR	3696	7/7	0.90	0.34	12.25	176,176,177,178	0
85	MG	AR	3985	1/1	0.94	0.23	12.21	19,19,19,19	0
85	MG	1	3929	1/1	0.97	0.43	12.14	20,20,20,20	0
85	MG	AR	3925	1/1	0.97	0.38	12.06	14,14,14,14	0
85	MG	1	3832	1/1	0.99	0.34	11.98	13,13,13,13	0
85	MG	CE	406	1/1	0.83	0.58	11.97	48,48,48,48	0
85	MG	A	2087	1/1	0.88	0.28	11.92	57,57,57,57	0
85	MG	1	4048	1/1	0.97	0.32	11.81	27,27,27,27	0
85	MG	1	3914	1/1	0.93	0.54	11.77	31,31,31,31	0
84	OHX	1	3728	7/7	0.88	0.36	11.74	233,233,233,234	0
84	OHX	A	2013	7/7	0.92	0.32	11.62	203,205,206,206	0
84	OHX	1	3667	7/7	0.91	0.35	11.62	189,189,190,191	0
84	OHX	6	1982	7/7	0.88	0.42	11.61	171,172,173,174	0

Continued on next page...

Continued from previous page...

Mol	Type	Chain	Res	Atoms	RSCC	RSR	LLDF	B-factors(\AA^2)	Q<0.9
85	MG	AR	3971	1/1	0.71	0.35	11.59	38,38,38,38	0
84	OHX	AR	3655	7/7	0.91	0.36	11.51	216,218,218,219	0
84	OHX	AR	3729	7/7	0.87	0.32	11.46	214,215,216,216	0
85	MG	1	4142	1/1	0.89	0.57	11.43	47,47,47,47	0
85	MG	1	3768	1/1	0.98	0.30	11.16	24,24,24,24	0
84	OHX	AR	3584	7/7	0.95	0.37	11.09	169,169,170,171	0
84	OHX	1	3731	7/7	0.84	0.28	11.08	201,202,205,205	0
84	OHX	AR	3577	7/7	0.93	0.30	10.97	201,201,202,202	0
84	OHX	6	1965	7/7	0.97	0.28	10.96	161,162,163,163	0
85	MG	6	2058	1/1	0.93	0.39	10.96	33,33,33,33	0
84	OHX	1	3701	7/7	0.92	0.24	10.95	181,182,182,182	0
84	OHX	1	3650	7/7	0.90	0.32	10.94	179,181,181,182	0
84	OHX	AR	3674	7/7	0.94	0.41	10.86	215,215,216,216	0
85	MG	1	3866	1/1	0.86	0.34	10.86	46,46,46,46	0
85	MG	AR	3896	1/1	0.94	0.43	10.82	37,37,37,37	0
84	OHX	6	1980	7/7	0.90	0.39	10.80	206,206,208,208	0
85	MG	1	3976	1/1	0.79	0.35	10.77	61,61,61,61	0
84	OHX	A	2003	7/7	0.94	0.41	10.71	196,198,199,199	0
84	OHX	6	2038	7/7	0.87	0.37	10.64	213,215,217,217	0
85	MG	AR	4201	1/1	0.90	0.37	10.53	31,31,31,31	0
85	MG	AR	3783	1/1	0.98	0.39	10.50	15,15,15,15	0
85	MG	6	2091	1/1	0.94	0.33	10.49	54,54,54,54	0
85	MG	1	3962	1/1	0.94	0.25	10.48	33,33,33,33	0
85	MG	AR	3851	1/1	0.99	0.34	10.44	29,29,29,29	0
84	OHX	4	209	7/7	0.86	0.36	10.39	194,194,195,195	0
85	MG	AR	4081	1/1	0.91	0.30	10.29	52,52,52,52	0
84	OHX	4	210	7/7	0.83	0.31	10.19	236,236,236,236	0
85	MG	CX	202	1/1	0.97	0.32	10.09	6,6,6,6	0
85	MG	AR	3922	1/1	0.97	0.36	10.07	20,20,20,20	0
84	OHX	1	3718	7/7	0.91	0.39	10.00	220,221,221,222	0
84	OHX	AR	3653	7/7	0.95	0.31	9.99	178,178,179,179	0
85	MG	AR	4083	1/1	0.96	0.35	9.96	23,23,23,23	0
85	MG	6	2087	1/1	0.92	0.39	9.94	28,28,28,28	0
84	OHX	AR	3677	7/7	0.92	0.36	9.92	180,180,181,181	0
84	OHX	6	1983	7/7	0.95	0.35	9.92	169,169,170,170	0
85	MG	AR	4001	1/1	0.84	0.43	9.85	41,41,41,41	0
84	OHX	AT	219	7/7	0.92	0.37	9.85	190,190,190,191	0
85	MG	6	2068	1/1	0.98	0.35	9.83	76,76,76,76	0
85	MG	AT	221	1/1	0.93	0.40	9.83	26,26,26,26	0
85	MG	1	3817	1/1	0.97	0.30	9.80	32,32,32,32	0
84	OHX	6	2045	7/7	0.85	0.39	9.80	196,197,198,199	0

Continued on next page...

Continued from previous page...

Mol	Type	Chain	Res	Atoms	RSCC	RSR	LLDF	B-factors(\AA^2)	Q<0.9
84	OHX	AR	3645	7/7	0.94	0.25	9.77	174,175,176,176	0
85	MG	AR	3817	1/1	0.98	0.31	9.77	20,20,20,20	0
85	MG	AR	4050	1/1	0.82	0.28	9.67	46,46,46,46	0
84	OHX	1	3702	7/7	0.94	0.33	9.67	179,180,181,182	0
84	OHX	1	3679	7/7	0.92	0.24	9.63	230,231,232,232	0
84	OHX	AR	3545	7/7	0.96	0.23	9.59	181,182,182,183	0
84	OHX	1	3651	7/7	0.91	0.31	9.57	207,208,209,209	0
85	MG	AR	3963	1/1	0.94	0.38	9.54	23,23,23,23	0
84	OHX	1	3717	7/7	0.82	0.48	9.48	217,218,219,219	0
85	MG	A	2130	1/1	0.90	0.30	9.44	49,49,49,49	0
84	OHX	A	2035	7/7	0.95	0.30	9.43	177,178,180,181	0
85	MG	AR	3895	1/1	0.98	0.39	9.37	21,21,21,21	0
84	OHX	x	201	7/7	0.89	0.45	9.34	169,169,170,170	0
84	OHX	6	2035	7/7	0.92	0.32	9.31	157,158,159,159	0
84	OHX	1	3647	7/7	0.94	0.30	9.27	203,204,205,206	0
84	OHX	6	2036	7/7	0.91	0.38	9.20	172,174,175,176	0
85	MG	CP	502	1/1	0.82	0.38	9.14	25,25,25,25	0
85	MG	A	2053	1/1	0.95	0.33	9.14	39,39,39,39	0
84	OHX	1	3686	7/7	0.93	0.34	9.13	207,208,209,209	0
85	MG	AR	3862	1/1	0.95	0.26	9.12	20,20,20,20	0
85	MG	AR	3898	1/1	0.96	0.42	9.08	16,16,16,16	0
85	MG	AR	3847	1/1	0.95	0.29	9.08	35,35,35,35	0
85	MG	1	3979	1/1	0.92	0.29	9.02	47,47,47,47	0
85	MG	1	4007	1/1	0.97	0.30	9.00	16,16,16,16	0
85	MG	1	3753	1/1	0.92	0.32	8.98	28,28,28,28	0
84	OHX	A	1903	7/7	0.99	0.26	8.97	117,118,118,119	0
85	MG	AR	4228	1/1	0.97	0.31	8.92	12,12,12,12	0
85	MG	AR	3911	1/1	0.98	0.43	8.85	16,16,16,16	0
84	OHX	AR	3684	7/7	0.94	0.47	8.81	181,182,183,183	0
84	OHX	AR	3601	7/7	0.94	0.29	8.76	171,172,173,173	0
84	OHX	A	1996	7/7	0.90	0.27	8.62	208,209,211,212	0
85	MG	A	2119	1/1	0.97	0.38	8.58	55,55,55,55	0
84	OHX	6	2015	7/7	0.89	0.41	8.57	230,231,232,233	0
84	OHX	A	1985	7/7	0.79	0.36	8.51	221,222,223,224	0
85	MG	AR	3891	1/1	0.94	0.36	8.49	36,36,36,36	0
84	OHX	1	3664	7/7	0.89	0.35	8.46	232,233,234,235	0
84	OHX	4	206	7/7	0.93	0.27	8.42	179,179,180,180	0
85	MG	1	3945	1/1	0.90	0.29	8.40	17,17,17,17	0
85	MG	AR	3864	1/1	0.91	0.26	8.34	21,21,21,21	0
84	OHX	1	3687	7/7	0.93	0.31	8.33	196,196,197,197	0
85	MG	1	3822	1/1	0.97	0.31	8.33	22,22,22,22	0

Continued on next page...

Continued from previous page...

Mol	Type	Chain	Res	Atoms	RSCC	RSR	LLDF	B-factors(\AA^2)	Q<0.9
85	MG	1	3925	1/1	0.98	0.38	8.27	15,15,15,15	0
85	MG	1	4117	1/1	0.98	0.34	8.27	26,26,26,26	0
85	MG	AR	3840	1/1	0.99	0.33	8.26	22,22,22,22	0
84	OHX	1	3662	7/7	0.94	0.22	8.25	178,179,180,180	0
85	MG	x	205	1/1	0.97	0.48	8.24	20,20,20,20	0
85	MG	1	3772	1/1	0.93	0.34	8.18	32,32,32,32	0
84	OHX	1	3668	7/7	0.95	0.28	8.14	179,179,180,181	0
85	MG	A	2100	1/1	0.88	0.32	8.12	60,60,60,60	0
85	MG	1	3987	1/1	0.99	0.24	8.10	32,32,32,32	0
85	MG	1	4135	1/1	0.72	0.32	8.09	64,64,64,64	0
84	OHX	AR	3633	7/7	0.94	0.32	8.09	173,173,174,174	0
85	MG	1	3806	1/1	0.99	0.28	8.06	31,31,31,31	0
84	OHX	A	2026	7/7	0.92	0.32	8.06	191,192,194,194	0
84	OHX	AS	209	7/7	0.92	0.26	8.06	175,176,177,177	0
85	MG	AR	3983	1/1	0.97	0.28	8.06	24,24,24,24	0
84	OHX	AR	3635	7/7	0.96	0.34	8.03	173,175,175,175	0
85	MG	1	3884	1/1	0.98	0.38	7.99	27,27,27,27	0
84	OHX	AR	3587	7/7	0.96	0.19	7.96	175,176,177,177	0
84	OHX	AS	210	7/7	0.79	0.33	7.96	235,237,238,238	0
85	MG	AR	3866	1/1	0.97	0.26	7.88	20,20,20,20	0
84	OHX	1	3693	7/7	0.81	0.45	7.81	264,265,266,266	0
85	MG	1	3912	1/1	0.92	0.34	7.80	30,30,30,30	0
85	MG	6	2147	1/1	0.86	0.31	7.80	75,75,75,75	0
85	MG	6	2162	1/1	0.96	0.30	7.79	69,69,69,69	0
85	MG	6	2103	1/1	0.98	0.41	7.73	40,40,40,40	0
84	OHX	1	3602	7/7	0.94	0.29	7.68	228,229,229,230	0
84	OHX	AR	3581	7/7	0.93	0.32	7.57	205,205,205,205	0
85	MG	6	2108	1/1	0.95	0.29	7.57	44,44,44,44	0
85	MG	1	3738	1/1	0.92	0.27	7.54	57,57,57,57	0
85	MG	1	3953	1/1	0.94	0.29	7.50	32,32,32,32	0
84	OHX	1	3584	7/7	0.95	0.29	7.45	154,155,156,156	0
84	OHX	AR	3663	7/7	0.85	0.26	7.39	208,209,210,210	0
85	MG	6	2184	1/1	0.94	0.27	7.37	43,43,43,43	0
84	OHX	A	1990	7/7	0.96	0.42	7.36	212,215,216,216	0
84	OHX	AR	3407	7/7	0.99	0.24	7.34	88,88,88,88	0
85	MG	1	4071	1/1	0.99	0.37	7.33	16,16,16,16	0
85	MG	AR	3957	1/1	0.95	0.55	7.31	37,37,37,37	0
85	MG	AR	3936	1/1	0.94	0.32	7.30	20,20,20,20	0
84	OHX	1	3729	7/7	0.90	0.37	7.29	206,207,207,208	0
84	OHX	AR	3661	7/7	0.94	0.53	7.25	176,177,178,178	0
85	MG	AR	4011	1/1	0.96	0.47	7.24	31,31,31,31	0

Continued on next page...

Continued from previous page...

Mol	Type	Chain	Res	Atoms	RSCC	RSR	LLDF	B-factors(\AA^2)	Q<0.9
85	MG	1	4065	1/1	0.99	0.26	7.21	35,35,35,35	0
85	MG	6	2165	1/1	0.96	0.29	7.20	45,45,45,45	0
85	MG	1	3889	1/1	0.98	0.28	7.09	19,19,19,19	0
84	OHX	AR	3712	7/7	0.88	0.31	7.09	183,183,184,184	0
85	MG	AR	3915	1/1	0.98	0.29	7.08	20,20,20,20	0
84	OHX	AR	3728	7/7	0.82	0.35	7.04	238,238,239,239	0
85	MG	A	2055	1/1	0.88	0.26	7.02	48,48,48,48	0
85	MG	AR	3991	1/1	0.97	0.26	6.99	15,15,15,15	0
84	OHX	1	3700	7/7	0.92	0.26	6.98	161,162,163,163	0
85	MG	AR	3964	1/1	0.88	0.30	6.96	28,28,28,28	0
84	OHX	1	3409	7/7	0.99	0.21	6.89	85,85,85,85	0
85	MG	1	3913	1/1	0.98	0.26	6.89	38,38,38,38	0
84	OHX	AR	3415	7/7	0.99	0.23	6.87	86,86,86,87	0
85	MG	6	2064	1/1	0.88	0.31	6.84	62,62,62,62	0
85	MG	1	3732	1/1	0.96	0.31	6.84	27,27,27,27	0
85	MG	AR	3901	1/1	0.97	0.26	6.77	17,17,17,17	0
84	OHX	1	3542	7/7	0.94	0.28	6.70	156,157,158,158	0
85	MG	AR	3952	1/1	0.88	0.24	6.67	28,28,28,28	0
84	OHX	AR	3575	7/7	0.96	0.22	6.66	156,158,159,159	0
84	OHX	1	3403	7/7	0.99	0.23	6.59	90,90,90,90	0
85	MG	6	2149	1/1	0.96	0.31	6.56	75,75,75,75	0
84	OHX	1	3727	7/7	0.84	0.33	6.54	253,254,255,256	0
84	OHX	1	3587	7/7	0.94	0.25	6.53	188,189,189,190	0
84	OHX	1	3401	7/7	1.00	0.26	6.52	89,89,90,90	0
84	OHX	AR	3692	7/7	0.96	0.34	6.51	184,186,186,187	0
84	OHX	1	3405	7/7	0.99	0.26	6.48	97,98,98,98	0
84	OHX	1	3632	7/7	0.89	0.31	6.46	202,202,204,204	0
84	OHX	AR	3643	7/7	0.96	0.28	6.44	157,158,159,160	0
85	MG	v	302	1/1	0.93	0.39	6.42	43,43,43,43	0
84	OHX	6	2019	7/7	0.95	0.31	6.40	191,192,193,194	0
85	MG	AR	4030	1/1	0.93	0.26	6.35	37,37,37,37	0
85	MG	d3	202	1/1	0.93	0.54	6.30	56,56,56,56	0
85	MG	AR	4037	1/1	0.90	0.30	6.29	33,33,33,33	0
84	OHX	6	1958	7/7	0.95	0.21	6.27	153,153,155,156	0
84	OHX	AR	3526	7/7	0.95	0.21	6.25	164,166,167,167	0
85	MG	AR	3779	1/1	0.98	0.28	6.18	20,20,20,20	0
85	MG	AR	3801	1/1	0.86	0.35	6.16	30,30,30,30	0
84	OHX	A	2038	7/7	0.89	0.56	6.13	217,217,220,220	0
85	MG	AF	202	1/1	0.87	0.27	6.10	32,32,32,32	0
85	MG	1	4039	1/1	0.92	0.23	6.09	40,40,40,40	0
84	OHX	1	3672	7/7	0.92	0.40	6.06	161,162,164,164	0

Continued on next page...

Continued from previous page...

Mol	Type	Chain	Res	Atoms	RSCC	RSR	LLDF	B-factors(\AA^2)	Q<0.9
85	MG	CU	202	1/1	0.97	0.20	6.04	31,31,31,31	0
85	MG	AR	3914	1/1	0.98	0.35	6.02	13,13,13,13	0
85	MG	1	3934	1/1	0.89	0.17	6.02	61,61,61,61	0
84	OHX	DL	102	7/7	0.88	0.39	6.00	212,212,213,213	0
85	MG	1	4147	1/1	0.97	0.25	5.98	28,28,28,28	0
84	OHX	1	3594	7/7	0.95	0.26	5.96	150,150,151,151	0
84	OHX	AR	3613	7/7	0.95	0.29	5.95	165,166,167,167	0
84	OHX	1	3666	7/7	0.88	0.39	5.93	186,187,188,188	0
84	OHX	AR	3578	7/7	0.97	0.38	5.92	188,188,189,189	0
84	OHX	AT	215	7/7	0.95	0.23	5.91	212,213,213,213	0
84	OHX	AR	3672	7/7	0.97	0.32	5.90	137,138,138,138	0
85	MG	1	4149	1/1	0.94	0.21	5.89	45,45,45,45	0
84	OHX	1	3708	7/7	0.92	0.30	5.87	210,211,211,211	0
85	MG	AR	3889	1/1	0.91	0.25	5.86	42,42,42,42	0
84	OHX	AR	3606	7/7	0.94	0.30	5.85	155,156,157,157	0
85	MG	A	2072	1/1	0.92	0.28	5.83	44,44,44,44	0
85	MG	1	3996	1/1	0.98	0.25	5.79	51,51,51,51	0
85	MG	AR	4033	1/1	0.95	0.30	5.79	63,63,63,63	0
84	OHX	A	2014	7/7	0.94	0.34	5.77	198,199,200,200	0
84	OHX	1	3654	7/7	0.92	0.29	5.75	192,194,194,194	0
84	OHX	AR	3602	7/7	0.92	0.33	5.71	192,193,194,194	0
84	OHX	A	1970	7/7	0.95	0.31	5.68	178,180,182,182	0
84	OHX	AR	3402	7/7	0.99	0.27	5.68	89,89,89,89	0
84	OHX	AR	3659	7/7	0.91	0.26	5.68	195,196,196,197	0
85	MG	1	3747	1/1	0.93	0.31	5.64	28,28,28,28	0
85	MG	AR	4136	1/1	0.94	0.22	5.59	41,41,41,41	0
85	MG	1	4170	1/1	0.95	0.22	5.50	33,33,33,33	0
84	OHX	1	3620	7/7	0.95	0.27	5.50	208,208,209,209	0
84	OHX	AR	3608	7/7	0.96	0.33	5.50	186,187,188,188	0
84	OHX	AR	3524	7/7	0.95	0.23	5.49	152,153,154,155	0
84	OHX	A	2024	7/7	0.90	0.36	5.47	219,222,223,223	0
84	OHX	1	3636	7/7	0.95	0.36	5.46	170,171,172,172	0
85	MG	AR	3749	1/1	0.95	0.25	5.44	19,19,19,19	0
84	OHX	AR	3700	7/7	0.94	0.37	5.42	174,175,175,176	0
84	OHX	1	3406	7/7	0.99	0.22	5.40	85,85,85,85	0
85	MG	AR	3910	1/1	0.99	0.32	5.38	17,17,17,17	0
85	MG	AR	4090	1/1	0.93	0.27	5.35	62,62,62,62	0
84	OHX	A	2006	7/7	0.92	0.25	5.31	215,218,219,219	0
85	MG	A	2108	1/1	0.96	0.38	5.29	39,39,39,39	0
84	OHX	1	3566	7/7	0.93	0.25	5.27	182,182,183,183	0
85	MG	1	4208	1/1	0.96	0.30	5.21	30,30,30,30	0

Continued on next page...

Continued from previous page...

Mol	Type	Chain	Res	Atoms	RSCC	RSR	LLDF	B-factors(\AA^2)	Q<0.9
85	MG	AR	4177	1/1	0.95	0.23	5.21	18,18,18,18	0
84	OHX	1	3583	7/7	0.97	0.29	5.20	144,144,145,145	0
85	MG	AR	3763	1/1	0.97	0.26	5.16	18,18,18,18	0
85	MG	CR	201	1/1	0.94	0.44	5.15	14,14,14,14	0
84	OHX	6	2023	7/7	0.86	0.27	5.14	201,203,204,205	0
84	OHX	AR	3671	7/7	0.86	0.27	5.11	166,166,167,167	0
84	OHX	1	3592	7/7	0.94	0.26	5.11	166,166,167,167	0
84	OHX	6	1997	7/7	0.94	0.20	5.11	198,199,201,201	0
84	OHX	1	3646	7/7	0.94	0.23	5.10	182,183,184,185	0
84	OHX	AR	3617	7/7	0.97	0.27	4.97	158,158,159,159	0
85	MG	A	2115	1/1	0.95	0.27	4.95	85,85,85,85	0
84	OHX	1	3608	7/7	0.92	0.29	4.92	177,177,179,179	0
85	MG	CE	404	1/1	0.98	0.27	4.91	24,24,24,24	0
84	OHX	6	1907	7/7	0.98	0.19	4.87	100,101,101,101	0
84	OHX	A	1964	7/7	0.96	0.30	4.86	168,169,170,170	0
84	OHX	1	3715	7/7	0.89	0.43	4.85	219,220,222,222	0
84	OHX	AR	3715	7/7	0.96	0.21	4.85	144,146,147,147	0
84	OHX	AR	3695	7/7	0.88	0.24	4.84	225,226,227,227	0
84	OHX	1	3546	7/7	0.96	0.20	4.83	147,148,149,150	0
84	OHX	1	3596	7/7	0.95	0.29	4.81	183,184,185,185	0
85	MG	AR	3757	1/1	0.94	0.28	4.76	32,32,32,32	0
84	OHX	1	3448	7/7	0.98	0.24	4.75	104,105,106,106	0
84	OHX	1	3692	7/7	0.90	0.31	4.75	189,190,191,191	0
85	MG	1	4221	1/1	0.97	0.36	4.74	22,22,22,22	0
85	MG	CE	405	1/1	0.93	0.41	4.72	34,34,34,34	0
84	OHX	6	1979	7/7	0.95	0.29	4.71	165,165,166,167	0
85	MG	A	2092	1/1	0.95	0.37	4.66	87,87,87,87	0
84	OHX	1	3607	7/7	0.95	0.24	4.64	190,192,193,193	0
85	MG	CR	205	1/1	0.84	0.44	4.63	29,29,29,29	0
84	OHX	1	3698	7/7	0.89	0.47	4.63	177,178,178,179	0
84	OHX	A	2021	7/7	0.95	0.34	4.63	176,177,179,179	0
85	MG	6	2145	1/1	0.86	0.19	4.60	51,51,51,51	0
85	MG	6	2062	1/1	0.94	0.36	4.58	32,32,32,32	0
85	MG	CQ	203	1/1	0.89	0.40	4.54	28,28,28,28	0
84	OHX	AR	3638	7/7	0.89	0.41	4.49	208,208,209,209	0
84	OHX	AR	3620	7/7	0.94	0.27	4.48	180,182,183,184	0
84	OHX	1	3684	7/7	0.97	0.22	4.46	170,171,172,173	0
84	OHX	AR	3705	7/7	0.88	0.28	4.45	212,213,213,214	0
84	OHX	1	3658	7/7	0.86	0.22	4.41	211,212,212,213	0
85	MG	AR	3906	1/1	0.99	0.23	4.35	15,15,15,15	0
84	OHX	AR	3609	7/7	0.87	0.31	4.32	201,201,202,202	0

Continued on next page...

Continued from previous page...

Mol	Type	Chain	Res	Atoms	RSCC	RSR	LLDF	B-factors(Å ²)	Q<0.9
84	OHX	A	1982	7/7	0.95	0.29	4.30	164,166,167,167	0
84	OHX	6	2033	7/7	0.92	0.29	4.27	199,200,201,202	0
85	MG	1	3819	1/1	0.98	0.25	4.24	25,25,25,25	0
84	OHX	1	3572	7/7	0.97	0.27	4.18	168,168,169,170	0
85	MG	AR	3810	1/1	0.95	0.29	4.17	28,28,28,28	0
85	MG	1	3960	1/1	0.86	0.30	4.16	27,27,27,27	0
85	MG	AR	4224	1/1	0.96	0.25	4.15	26,26,26,26	0
84	OHX	AR	3646	7/7	0.89	0.30	4.13	167,168,169,169	0
85	MG	1	4188	1/1	0.94	0.21	4.13	34,34,34,34	0
84	OHX	AR	3640	7/7	0.88	0.29	4.11	197,198,199,199	0
85	MG	A	2109	1/1	0.79	0.31	4.10	50,50,50,50	0
84	OHX	4	205	7/7	0.95	0.23	4.09	172,173,174,174	0
84	OHX	1	3537	7/7	0.95	0.25	4.08	160,161,162,162	0
85	MG	1	3898	1/1	0.92	0.33	4.04	22,22,22,22	0
84	OHX	A	1994	7/7	0.96	0.23	4.01	200,203,204,205	0
84	OHX	1	3680	7/7	0.90	0.39	4.01	212,212,213,213	0
85	MG	1	3748	1/1	0.96	0.25	3.95	23,23,23,23	0
84	OHX	1	3407	7/7	0.99	0.20	3.95	83,83,83,83	0
84	OHX	AR	3689	7/7	0.91	0.23	3.91	195,197,198,198	0
84	OHX	1	3412	7/7	0.99	0.22	3.90	88,88,88,88	0
85	MG	1	3737	1/1	0.93	0.26	3.86	36,36,36,36	0
85	MG	1	3835	1/1	0.96	0.28	3.85	19,19,19,19	0
85	MG	AR	3935	1/1	0.97	0.28	3.82	22,22,22,22	0
84	OHX	6	1971	7/7	0.94	0.18	3.79	177,178,179,180	0
85	MG	AR	4084	1/1	0.91	0.20	3.74	31,31,31,31	0
84	OHX	AR	3497	7/7	0.97	0.23	3.70	140,140,141,141	0
85	MG	AR	4040	1/1	0.91	0.24	3.64	27,27,27,27	0
84	OHX	AR	3494	7/7	0.96	0.23	3.62	144,145,146,146	0
85	MG	AR	4174	1/1	0.97	0.21	3.62	23,23,23,23	0
84	OHX	1	3578	7/7	0.94	0.24	3.61	168,170,170,171	0
84	OHX	6	1991	7/7	0.95	0.20	3.59	184,185,187,187	0
84	OHX	6	1972	7/7	0.94	0.34	3.55	196,197,198,199	0
85	MG	AR	3885	1/1	0.94	0.37	3.55	38,38,38,38	0
84	OHX	AT	203	7/7	0.99	0.21	3.55	83,83,83,83	0
85	MG	6	2159	1/1	0.92	0.32	3.54	39,39,39,39	0
85	MG	1	3803	1/1	0.96	0.23	3.52	22,22,22,22	0
85	MG	F	301	1/1	0.78	0.34	3.51	71,71,71,71	0
85	MG	6	2150	1/1	0.93	0.21	3.49	51,51,51,51	0
84	OHX	A	1993	7/7	0.88	0.40	3.49	236,237,239,240	0
84	OHX	DI	201	7/7	0.90	0.58	3.49	194,195,195,196	0
85	MG	CQ	201	1/1	0.95	0.30	3.42	23,23,23,23	0

Continued on next page...

Continued from previous page...

Mol	Type	Chain	Res	Atoms	RSCC	RSR	LLDF	B-factors(\AA^2)	Q<0.9
84	OHX	AR	3403	7/7	0.99	0.19	3.42	86,86,86,86	0
84	OHX	6	1981	7/7	0.95	0.34	3.41	195,197,199,199	0
84	OHX	AT	211	7/7	0.93	0.26	3.41	179,179,180,180	0
85	MG	1	4219	1/1	0.98	0.34	3.41	47,47,47,47	0
85	MG	6	2132	1/1	0.94	0.22	3.40	38,38,38,38	0
85	MG	A	2061	1/1	0.94	0.22	3.40	27,27,27,27	0
85	MG	1	3859	1/1	0.97	0.21	3.39	33,33,33,33	0
84	OHX	AR	3644	7/7	0.88	0.26	3.38	197,197,198,199	0
84	OHX	6	2050	7/7	0.95	0.27	3.35	190,191,192,193	0
84	OHX	1	3420	7/7	0.99	0.20	3.35	91,91,92,92	0
84	OHX	AR	3731	7/7	0.90	0.37	3.33	175,176,177,178	0
85	MG	AR	4205	1/1	0.86	0.24	3.32	30,30,30,30	0
84	OHX	AR	3703	7/7	0.94	0.42	3.32	214,214,214,214	0
84	OHX	AR	3730	7/7	0.87	0.34	3.31	271,272,273,273	0
84	OHX	6	2040	7/7	0.92	0.29	3.28	199,200,201,202	0
84	OHX	AR	3406	7/7	0.99	0.23	3.27	86,86,86,86	0
84	OHX	6	1996	7/7	0.94	0.17	3.26	190,191,192,193	0
85	MG	6	2129	1/1	0.94	0.22	3.26	53,53,53,53	0
84	OHX	1	3681	7/7	0.93	0.29	3.25	210,211,212,212	0
84	OHX	A	2031	7/7	0.88	0.24	3.23	244,246,248,248	0
85	MG	A	2086	1/1	0.73	0.29	3.23	50,50,50,50	0
84	OHX	1	3605	7/7	0.94	0.31	3.22	171,171,172,172	0
84	OHX	1	3644	7/7	0.94	0.27	3.22	170,171,173,173	0
84	OHX	1	3612	7/7	0.95	0.24	3.22	173,174,175,175	0
84	OHX	6	2037	7/7	0.92	0.40	3.21	203,204,206,206	0
84	OHX	AR	3690	7/7	0.94	0.23	3.19	179,179,180,181	0
84	OHX	A	2009	7/7	0.95	0.32	3.18	191,192,194,195	0
84	OHX	6	1903	7/7	0.99	0.20	3.18	89,89,90,90	0
84	OHX	1	3411	7/7	0.99	0.19	3.18	93,93,93,93	0
85	MG	AR	4092	1/1	0.92	0.20	3.17	25,25,25,25	0
84	OHX	A	1997	7/7	0.92	0.25	3.15	211,214,214,215	0
84	OHX	1	3554	7/7	0.96	0.22	3.12	167,168,169,169	0
84	OHX	AR	3717	7/7	0.86	0.32	3.09	281,282,283,283	0
85	MG	AR	3943	1/1	0.92	0.27	3.09	73,73,73,73	0
84	OHX	1	3402	7/7	0.99	0.24	3.07	90,90,91,91	0
84	OHX	1	3575	7/7	0.94	0.21	3.05	187,188,189,189	0
85	MG	AR	4225	1/1	0.97	0.25	3.00	23,23,23,23	0
84	OHX	6	1998	7/7	0.93	0.19	2.94	239,240,243,244	0
84	OHX	AR	3409	7/7	0.99	0.20	2.93	92,92,92,92	0
85	MG	1	4190	1/1	0.94	0.25	2.91	26,26,26,26	0
84	OHX	1	3617	7/7	0.88	0.38	2.91	201,202,203,204	0

Continued on next page...

Continued from previous page...

Mol	Type	Chain	Res	Atoms	RSCC	RSR	LLDF	B-factors(\AA^2)	Q<0.9
84	OHX	6	2016	7/7	0.93	0.21	2.90	194,194,196,196	0
84	OHX	6	2030	7/7	0.95	0.38	2.89	160,161,162,162	0
84	OHX	A	2017	7/7	0.92	0.24	2.88	220,223,224,224	0
84	OHX	y	201	7/7	0.93	0.26	2.87	204,205,207,208	0
85	MG	AR	3836	1/1	0.97	0.31	2.86	15,15,15,15	0
85	MG	1	3777	1/1	0.96	0.26	2.85	40,40,40,40	0
84	OHX	A	1954	7/7	0.96	0.20	2.84	172,174,175,175	0
85	MG	AR	4191	1/1	0.93	0.20	2.83	38,38,38,38	0
85	MG	1	3956	1/1	0.96	0.22	2.82	15,15,15,15	0
85	MG	6	2154	1/1	0.93	0.20	2.82	38,38,38,38	0
84	OHX	1	3635	7/7	0.90	0.27	2.80	219,220,221,222	0
84	OHX	1	3710	7/7	0.85	0.34	2.77	247,248,248,249	0
84	OHX	1	3516	7/7	0.97	0.23	2.76	131,132,133,133	0
84	OHX	AR	3485	7/7	0.98	0.26	2.75	135,136,137,137	0
84	OHX	1	3581	7/7	0.95	0.24	2.71	153,153,154,154	0
84	OHX	AR	3597	7/7	0.92	0.20	2.70	176,177,178,178	0
85	MG	1	4217	1/1	0.88	0.29	2.69	18,18,18,18	0
84	OHX	A	1980	7/7	0.94	0.26	2.69	194,196,197,197	0
85	MG	1	3881	1/1	0.96	0.31	2.63	35,35,35,35	0
85	MG	6	2061	1/1	0.96	0.21	2.63	64,64,64,64	0
84	OHX	1	3529	7/7	0.96	0.23	2.63	143,144,145,146	0
85	MG	AR	3975	1/1	0.96	0.27	2.60	31,31,31,31	0
84	OHX	6	2042	7/7	0.82	0.55	2.58	246,246,248,248	0
84	OHX	A	1947	7/7	0.95	0.30	2.52	162,164,165,165	0
84	OHX	A	1986	7/7	0.96	0.25	2.51	215,218,220,222	0
84	OHX	6	1902	7/7	0.99	0.24	2.50	102,102,102,102	0
84	OHX	4	208	7/7	0.96	0.27	2.48	187,187,188,188	0
85	MG	AR	3973	1/1	0.92	0.19	2.48	27,27,27,27	0
84	OHX	1	3544	7/7	0.94	0.17	2.47	187,188,190,190	0
84	OHX	AR	3572	7/7	0.96	0.21	2.47	174,175,176,176	0
85	MG	AR	4026	1/1	0.79	0.21	2.46	62,62,62,62	0
84	OHX	1	3657	7/7	0.92	0.40	2.42	170,171,171,171	0
84	OHX	AR	3721	7/7	0.92	0.30	2.42	212,213,213,214	0
84	OHX	AR	3668	7/7	0.89	0.32	2.41	216,216,217,218	0
84	OHX	6	2006	7/7	0.91	0.21	2.39	199,199,201,201	0
84	OHX	AR	3699	7/7	0.96	0.38	2.36	194,195,196,196	0
85	MG	1	3741	1/1	0.97	0.21	2.34	40,40,40,40	0
85	MG	A	2128	1/1	0.94	0.26	2.31	53,53,53,53	0
84	OHX	AR	3589	7/7	0.94	0.19	2.31	186,187,188,189	0
84	OHX	1	3585	7/7	0.96	0.24	2.30	173,174,174,175	0
85	MG	1	3813	1/1	0.96	0.18	2.30	24,24,24,24	0

Continued on next page...

Continued from previous page...

Mol	Type	Chain	Res	Atoms	RSCC	RSR	LLDF	B-factors(Å ²)	Q<0.9
84	OHX	AT	202	7/7	1.00	0.20	2.28	86,86,87,87	0
84	OHX	1	3491	7/7	0.93	0.18	2.24	138,138,139,139	0
84	OHX	1	3417	7/7	0.99	0.19	2.23	97,97,97,97	0
85	MG	A	2085	1/1	0.92	0.20	2.19	47,47,47,47	0
85	MG	A	2054	1/1	0.87	0.21	2.18	59,59,59,59	0
84	OHX	1	3682	7/7	0.92	0.27	2.18	204,206,207,207	0
85	MG	AR	3768	1/1	0.96	0.24	2.18	23,23,23,23	0
84	OHX	AR	3594	7/7	0.95	0.17	2.17	169,170,171,171	0
84	OHX	1	3603	7/7	0.97	0.34	2.17	162,162,164,164	0
85	MG	A	2105	1/1	0.92	0.25	2.16	71,71,71,71	0
84	OHX	1	3441	7/7	0.96	0.17	2.14	168,169,169,170	0
84	OHX	1	3712	7/7	0.91	0.41	2.13	215,215,216,217	0
84	OHX	6	2032	7/7	0.90	0.36	2.11	236,237,238,239	0
84	OHX	6	1901	7/7	0.99	0.23	2.11	92,92,92,92	0
84	OHX	1	3613	7/7	0.94	0.23	2.08	166,166,167,168	0
85	MG	AR	3845	1/1	0.98	0.23	2.06	32,32,32,32	0
85	MG	AB	204	1/1	0.97	0.27	2.03	42,42,42,42	0
85	MG	6	2135	1/1	0.99	0.22	2.02	38,38,38,38	0
84	OHX	1	3569	7/7	0.97	0.27	2.00	166,166,167,168	0
84	OHX	6	2008	7/7	0.93	0.29	2.00	211,213,214,216	0
84	OHX	6	1989	7/7	0.93	0.29	2.00	169,170,172,172	0
85	MG	1	3840	1/1	0.83	0.18	1.98	39,39,39,39	0
85	MG	AR	3816	1/1	0.97	0.21	1.96	27,27,27,27	0
85	MG	AR	3787	1/1	0.89	0.18	1.95	31,31,31,31	0
85	MG	DH	203	1/1	0.99	0.23	1.92	41,41,41,41	0
85	MG	AT	230	1/1	0.98	0.23	1.92	48,48,48,48	0
85	MG	AR	4188	1/1	0.98	0.19	1.91	35,35,35,35	0
85	MG	A	2123	1/1	0.88	0.20	1.91	40,40,40,40	0
84	OHX	AR	3427	7/7	0.98	0.22	1.90	87,87,87,87	0
84	OHX	AR	3704	7/7	0.91	0.37	1.88	223,224,225,225	0
84	OHX	AT	217	7/7	0.96	0.25	1.88	184,185,185,186	0
85	MG	A	2153	1/1	0.88	0.31	1.88	66,66,66,66	0
84	OHX	A	2030	7/7	0.87	0.24	1.85	208,209,211,212	0
84	OHX	AR	3401	7/7	0.99	0.26	1.83	93,93,93,93	0
84	OHX	AT	220	7/7	0.91	0.26	1.83	197,197,198,198	0
84	OHX	1	3618	7/7	0.92	0.35	1.80	189,190,191,192	0
84	OHX	1	3713	7/7	0.91	0.33	1.78	217,217,218,218	0
84	OHX	AR	3722	7/7	0.90	0.30	1.77	200,201,201,202	0
84	OHX	1	3637	7/7	0.97	0.21	1.76	180,181,181,181	0
84	OHX	1	3433	7/7	0.98	0.21	1.76	90,90,90,90	0
84	OHX	AR	3413	7/7	0.99	0.16	1.73	84,84,84,84	0
85	MG	AR	3875	1/1	0.92	0.19	1.72	48,48,48,48	0

Continued on next page...

Continued from previous page...

Mol	Type	Chain	Res	Atoms	RSCC	RSR	LLDF	B-factors(\AA^2)	Q<0.9
84	OHX	AR	3662	7/7	0.96	0.19	1.72	168,169,169,170	0
84	OHX	A	2012	7/7	0.89	0.20	1.71	218,220,220,222	0
85	MG	1	4186	1/1	0.96	0.26	1.71	51,51,51,51	0
85	MG	AH	201	1/1	0.79	0.32	1.70	60,60,60,60	0
84	OHX	1	3466	7/7	0.96	0.18	1.69	120,121,122,123	0
84	OHX	AR	3529	7/7	0.95	0.18	1.69	161,162,163,163	0
84	OHX	AR	3675	7/7	0.88	0.27	1.69	210,211,212,212	0
84	OHX	AR	3424	7/7	0.99	0.19	1.69	86,87,87,87	0
85	MG	1	3937	1/1	0.95	0.29	1.69	58,58,58,58	0
84	OHX	A	1901	7/7	0.99	0.21	1.69	101,101,102,102	0
84	OHX	AG	201	7/7	0.95	0.27	1.69	186,187,188,188	0
84	OHX	AR	3414	7/7	0.99	0.18	1.67	90,90,90,90	0
84	OHX	A	1908	7/7	0.98	0.16	1.67	111,111,113,114	0
84	OHX	1	3523	7/7	0.95	0.21	1.66	157,158,159,160	0
84	OHX	AR	3590	7/7	0.95	0.19	1.65	172,173,173,173	0
85	MG	d9	102	1/1	0.93	0.45	1.65	106,106,106,106	0
85	MG	AR	4196	1/1	0.94	0.22	1.64	39,39,39,39	0
84	OHX	1	3690	7/7	0.96	0.28	1.63	174,175,176,176	0
84	OHX	AR	3404	7/7	0.99	0.19	1.61	88,89,89,89	0
85	MG	AR	3947	1/1	0.95	0.18	1.61	26,26,26,26	0
85	MG	AR	4141	1/1	0.89	0.23	1.61	53,53,53,53	0
84	OHX	AR	3505	7/7	0.95	0.17	1.59	138,140,141,141	0
85	MG	6	2122	1/1	0.96	0.18	1.56	48,48,48,48	0
84	OHX	AR	3582	7/7	0.94	0.21	1.55	166,167,167,168	0
84	OHX	A	1968	7/7	0.96	0.20	1.55	168,170,171,172	0
84	OHX	AR	3592	7/7	0.94	0.28	1.55	151,152,152,153	0
84	OHX	1	3410	7/7	0.99	0.20	1.54	88,88,88,88	0
84	OHX	1	3683	7/7	0.84	0.30	1.53	197,198,199,199	0
85	MG	A	2142	1/1	0.97	0.29	1.50	90,90,90,90	0
85	MG	1	4055	1/1	0.92	0.24	1.50	33,33,33,33	0
84	OHX	1	3656	7/7	0.91	0.26	1.49	229,230,231,231	0
84	OHX	A	2040	7/7	0.88	0.24	1.49	246,248,249,250	0
85	MG	AR	4157	1/1	0.99	0.22	1.49	29,29,29,29	0
84	OHX	CG	303	7/7	0.88	0.60	1.49	212,213,214,214	0
85	MG	o	301	1/1	0.94	0.25	1.45	39,39,39,39	0
85	MG	1	3746	1/1	0.82	0.27	1.45	59,59,59,59	0
84	OHX	AR	3503	7/7	0.97	0.33	1.44	152,153,154,154	0
84	OHX	6	2009	7/7	0.95	0.21	1.44	181,181,183,183	0
84	OHX	1	3553	7/7	0.93	0.22	1.43	184,185,186,186	0
84	OHX	1	3424	7/7	0.99	0.19	1.43	92,93,93,93	0
84	OHX	AR	3619	7/7	0.96	0.28	1.42	169,169,170,170	0
84	OHX	1	3638	7/7	0.88	0.22	1.42	245,246,247,248	0

Continued on next page...

Continued from previous page...

Mol	Type	Chain	Res	Atoms	RSCC	RSR	LLDF	B-factors(\AA^2)	Q<0.9
84	OHX	6	2034	7/7	0.90	0.26	1.41	236,238,239,240	0
84	OHX	1	3655	7/7	0.93	0.20	1.41	203,204,205,205	0
84	OHX	AR	3484	7/7	0.97	0.20	1.40	133,134,135,135	0
84	OHX	6	1973	7/7	0.94	0.26	1.39	161,162,163,163	0
84	OHX	d9	101	7/7	0.91	0.33	1.37	234,235,236,237	0
84	OHX	4	212	7/7	0.92	0.24	1.37	201,202,202,202	0
84	OHX	1	3571	7/7	0.98	0.27	1.37	144,145,145,146	0
84	OHX	AR	3654	7/7	0.98	0.20	1.35	161,162,163,164	0
85	MG	AR	3931	1/1	0.98	0.18	1.35	13,13,13,13	0
84	OHX	1	3694	7/7	0.75	0.29	1.34	251,252,254,254	0
85	MG	A	2062	1/1	0.92	0.29	1.34	48,48,48,48	0
85	MG	AR	3806	1/1	0.92	0.22	1.31	68,68,68,68	0
85	MG	AR	3745	1/1	0.97	0.19	1.31	32,32,32,32	0
84	OHX	AR	3530	7/7	0.94	0.20	1.30	147,148,148,148	0
84	OHX	AT	209	7/7	0.96	0.18	1.30	163,163,163,163	0
85	MG	AR	3755	1/1	0.94	0.18	1.30	34,34,34,34	0
85	MG	6	2140	1/1	0.93	0.22	1.28	46,46,46,46	0
85	MG	6	2098	1/1	0.96	0.23	1.27	38,38,38,38	0
85	MG	1	4165	1/1	0.98	0.19	1.27	38,38,38,38	0
84	OHX	A	1999	7/7	0.92	0.24	1.25	214,215,217,217	0
84	OHX	6	1995	7/7	0.94	0.18	1.21	171,173,174,175	0
85	MG	1	4084	1/1	0.92	0.21	1.19	44,44,44,44	0
84	OHX	AR	3523	7/7	0.97	0.23	1.17	175,176,176,177	0
84	OHX	AR	3688	7/7	0.90	0.28	1.17	199,200,201,201	0
84	OHX	1	3540	7/7	0.95	0.24	1.15	145,146,146,148	0
85	MG	AF	201	1/1	0.93	0.24	1.14	27,27,27,27	0
84	OHX	AR	3466	7/7	0.96	0.17	1.13	114,115,116,116	0
84	OHX	x	202	7/7	0.89	0.27	1.12	223,224,225,225	0
84	OHX	A	1902	7/7	0.99	0.16	1.11	96,97,97,97	0
85	MG	1	4189	1/1	0.98	0.22	1.08	48,48,48,48	0
85	MG	6	2092	1/1	0.86	0.30	1.08	45,45,45,45	0
84	OHX	AC	101	7/7	0.99	0.18	1.08	89,90,90,90	0
84	OHX	M	201	7/7	0.93	0.33	1.07	202,204,205,206	0
84	OHX	1	3580	7/7	0.94	0.17	1.05	162,164,164,165	0
85	MG	AB	202	1/1	0.99	0.22	1.05	34,34,34,34	0
84	OHX	1	3611	7/7	0.94	0.23	1.04	184,185,185,186	0
84	OHX	CE	403	7/7	0.90	0.50	1.03	237,238,239,240	0
84	OHX	1	3539	7/7	0.95	0.20	1.03	169,169,170,170	0
84	OHX	A	2002	7/7	0.82	0.30	1.03	242,245,246,247	0
85	MG	1	3930	1/1	0.91	0.21	1.03	19,19,19,19	0
84	OHX	1	3706	7/7	0.95	0.17	1.02	144,145,146,146	0
84	OHX	6	1993	7/7	0.92	0.24	1.00	191,192,193,194	0

Continued on next page...

Continued from previous page...

Mol	Type	Chain	Res	Atoms	RSCC	RSR	LLDF	B-factors(\AA^2)	Q<0.9
84	OHX	6	2043	7/7	0.86	0.32	0.99	196,196,198,198	0
84	OHX	AR	3673	7/7	0.94	0.20	0.96	179,180,180,180	0
85	MG	A	2095	1/1	0.91	0.18	0.95	94,94,94,94	0
84	OHX	6	2049	7/7	0.90	0.27	0.93	218,219,220,221	0
84	OHX	AR	3612	7/7	0.94	0.19	0.92	182,183,184,184	0
84	OHX	AR	3607	7/7	0.97	0.23	0.92	166,166,167,167	0
84	OHX	AR	3504	7/7	0.98	0.21	0.92	116,117,117,118	0
84	OHX	1	3640	7/7	0.93	0.19	0.91	194,195,196,196	0
84	OHX	1	3422	7/7	0.99	0.17	0.91	94,94,94,94	0
85	MG	6	2183	1/1	0.98	0.23	0.90	44,44,44,44	0
84	OHX	AR	3593	7/7	0.94	0.20	0.90	173,174,174,174	0
84	OHX	1	3510	7/7	0.98	0.22	0.90	148,148,149,149	0
84	OHX	AR	3547	7/7	0.95	0.20	0.89	147,147,147,148	0
85	MG	6	2109	1/1	0.97	0.24	0.89	39,39,39,39	0
84	OHX	AR	3698	7/7	0.97	0.20	0.86	166,167,167,168	0
86	7MB	1	4216	20/20	0.94	0.20	0.84	48,48,48,48	0
84	OHX	CV	201	7/7	0.99	0.21	0.84	91,91,91,91	0
84	OHX	6	1909	7/7	0.99	0.16	0.84	103,104,104,104	0
85	MG	z	202	1/1	0.86	0.24	0.80	62,62,62,62	0
84	OHX	A	2042	7/7	0.83	0.17	0.80	240,242,244,245	0
84	OHX	1	3688	7/7	0.92	0.24	0.79	220,221,221,222	0
84	OHX	A	1958	7/7	0.94	0.18	0.79	206,207,210,210	0
84	OHX	AR	3514	7/7	0.96	0.26	0.78	146,147,147,148	0
84	OHX	1	3622	7/7	0.92	0.19	0.78	211,212,213,213	0
84	OHX	AR	3707	7/7	0.90	0.27	0.77	207,207,207,207	0
85	MG	AR	4068	1/1	0.96	0.18	0.77	25,25,25,25	0
84	OHX	1	3625	7/7	0.93	0.24	0.76	186,186,187,187	0
84	OHX	6	2039	7/7	0.92	0.18	0.76	204,204,206,206	0
85	MG	1	3848	1/1	0.99	0.20	0.76	26,26,26,26	0
84	OHX	1	3548	7/7	0.94	0.20	0.76	179,180,181,181	0
84	OHX	6	1932	7/7	0.94	0.21	0.74	129,129,131,131	0
85	MG	1	3755	1/1	0.95	0.21	0.74	41,41,41,41	0
85	MG	AR	4114	1/1	0.92	0.17	0.74	30,30,30,30	0
84	OHX	AR	3506	7/7	0.97	0.17	0.74	158,159,159,160	0
84	OHX	AR	3631	7/7	0.95	0.16	0.74	153,155,155,155	0
85	MG	4	225	1/1	0.98	0.18	0.72	43,43,43,43	0
84	OHX	1	3425	7/7	0.99	0.16	0.72	93,93,93,93	0
84	OHX	4	203	7/7	0.95	0.25	0.71	181,182,183,184	0
84	OHX	AR	3568	7/7	0.96	0.17	0.70	162,163,164,165	0
84	OHX	6	2056	7/7	0.89	0.22	0.70	214,215,217,218	0
84	OHX	6	1960	7/7	0.88	0.21	0.70	155,157,157,158	0
84	OHX	3	207	7/7	0.94	0.17	0.68	188,189,190,191	0

Continued on next page...

Continued from previous page...

Mol	Type	Chain	Res	Atoms	RSCC	RSR	LLDF	B-factors(\AA^2)	Q<0.9
84	OHX	6	2011	7/7	0.90	0.21	0.68	205,205,207,207	0
84	OHX	1	3716	7/7	0.94	0.17	0.66	205,206,208,209	0
84	OHX	1	3527	7/7	0.97	0.18	0.66	138,139,140,140	0
84	OHX	1	3609	7/7	0.93	0.21	0.65	191,193,194,195	0
84	OHX	AR	3518	7/7	0.97	0.16	0.65	161,162,163,163	0
84	OHX	6	2052	7/7	0.90	0.25	0.65	244,244,246,246	0
84	OHX	l	401	7/7	0.93	0.38	0.64	208,209,210,210	0
84	OHX	AR	3556	7/7	0.94	0.19	0.61	138,139,140,140	0
84	OHX	A	1991	7/7	0.92	0.21	0.60	218,220,221,221	0
84	OHX	AR	3408	7/7	0.99	0.22	0.59	83,83,83,83	0
85	MG	1	3825	1/1	0.98	0.17	0.59	42,42,42,42	0
84	OHX	k	401	7/7	0.97	0.24	0.59	169,170,170,170	0
84	OHX	AR	3736	7/7	0.90	0.17	0.58	184,185,186,187	0
84	OHX	1	3695	7/7	0.90	0.23	0.57	200,201,202,202	0
84	OHX	6	2026	7/7	0.93	0.21	0.56	218,219,220,222	0
84	OHX	1	3621	7/7	0.92	0.24	0.55	221,223,224,224	0
85	MG	DI	202	1/1	0.90	0.26	0.55	32,32,32,32	0
84	OHX	A	2015	7/7	0.84	0.35	0.54	248,250,254,254	0
85	MG	6	2177	1/1	0.94	0.24	0.53	25,25,25,25	0
85	MG	AB	203	1/1	0.83	0.31	0.50	37,37,37,37	0
84	OHX	H	301	7/7	0.73	0.32	0.48	231,233,235,235	0
84	OHX	6	1906	7/7	0.99	0.19	0.47	94,94,95,95	0
84	OHX	AR	3622	7/7	0.94	0.29	0.47	203,203,204,205	0
84	OHX	AR	3618	7/7	0.94	0.19	0.47	195,196,196,196	0
84	OHX	6	1941	7/7	0.94	0.17	0.47	158,159,160,161	0
84	OHX	AR	3667	7/7	0.94	0.23	0.46	207,209,210,210	0
84	OHX	1	3577	7/7	0.97	0.25	0.46	177,178,179,179	0
85	MG	AR	4047	1/1	0.89	0.21	0.45	30,30,30,30	0
84	OHX	AR	3697	7/7	0.98	0.22	0.45	115,116,116,116	0
84	OHX	1	3503	7/7	0.97	0.18	0.44	145,146,147,148	0
84	OHX	AR	3538	7/7	0.96	0.20	0.44	184,185,186,186	0
85	MG	AR	3959	1/1	0.94	0.22	0.43	32,32,32,32	0
84	OHX	AR	3565	7/7	0.94	0.16	0.43	161,162,163,164	0
84	OHX	6	1940	7/7	0.96	0.15	0.43	149,151,152,153	0
84	OHX	AR	3567	7/7	0.95	0.16	0.41	159,159,160,160	0
84	OHX	AR	3564	7/7	0.94	0.18	0.40	189,190,190,190	0
84	OHX	A	1918	7/7	0.97	0.17	0.40	120,122,123,123	0
85	MG	AR	3974	1/1	0.93	0.25	0.39	28,28,28,28	0
85	MG	CD	301	1/1	0.96	0.21	0.39	28,28,28,28	0
84	OHX	A	2016	7/7	0.91	0.19	0.39	207,209,210,211	0
84	OHX	A	2028	7/7	0.93	0.23	0.38	252,254,254,256	0
85	MG	A	2082	1/1	0.96	0.19	0.37	65,65,65,65	0

Continued on next page...

Continued from previous page...

Mol	Type	Chain	Res	Atoms	RSCC	RSR	LLDF	B-factors(\AA^2)	Q<0.9
84	OHX	AR	3555	7/7	0.95	0.18	0.36	148,149,149,150	0
85	MG	AR	4076	1/1	0.96	0.16	0.36	38,38,38,38	0
84	OHX	1	3642	7/7	0.92	0.21	0.34	193,193,195,195	0
84	OHX	AR	3549	7/7	0.96	0.19	0.33	156,157,158,158	0
84	OHX	AT	216	7/7	0.91	0.17	0.32	193,193,193,193	0
84	OHX	A	2004	7/7	0.95	0.22	0.31	192,194,196,196	0
84	OHX	1	3723	7/7	0.93	0.19	0.29	201,202,203,204	0
85	MG	AT	225	1/1	0.92	0.17	0.28	60,60,60,60	0
84	OHX	6	2013	7/7	0.97	0.20	0.27	149,151,152,153	0
84	OHX	A	1976	7/7	0.96	0.16	0.27	165,166,167,168	0
84	OHX	AR	3546	7/7	0.95	0.17	0.25	140,140,141,141	0
85	MG	AR	3743	1/1	0.85	0.18	0.24	41,41,41,41	0
84	OHX	6	1945	7/7	0.97	0.16	0.23	149,150,151,152	0
84	OHX	A	1953	7/7	0.96	0.18	0.23	180,182,184,184	0
84	OHX	A	2023	7/7	0.90	0.23	0.23	202,204,206,206	0
85	MG	1	3820	1/1	0.92	0.26	0.22	30,30,30,30	0
84	OHX	CL	302	7/7	0.83	0.24	0.21	200,201,201,202	0
84	OHX	AR	3709	7/7	0.95	0.18	0.20	163,163,164,164	0
84	OHX	1	3517	7/7	0.96	0.17	0.20	141,142,143,143	0
84	OHX	1	3557	7/7	0.91	0.20	0.19	186,187,188,188	0
85	MG	AR	3776	1/1	0.95	0.17	0.19	32,32,32,32	0
85	MG	AR	4008	1/1	0.96	0.16	0.17	33,33,33,33	0
84	OHX	AR	3455	7/7	0.98	0.17	0.16	106,107,108,108	0
84	OHX	A	1921	7/7	0.97	0.17	0.14	139,141,143,143	0
85	MG	DC	202	1/1	0.93	0.21	0.14	28,28,28,28	0
84	OHX	AR	3542	7/7	0.99	0.19	0.14	133,134,134,134	0
84	OHX	A	1940	7/7	0.97	0.16	0.13	174,175,177,178	0
84	OHX	6	2024	7/7	0.93	0.18	0.12	207,208,210,211	0
84	OHX	1	3475	7/7	0.96	0.17	0.12	128,129,130,130	0
84	OHX	CK	201	7/7	0.94	0.24	0.12	185,185,186,187	0
84	OHX	AR	3621	7/7	0.92	0.22	0.12	208,209,210,211	0
84	OHX	AR	3520	7/7	0.89	0.20	0.11	175,175,176,176	0
84	OHX	6	1984	7/7	0.97	0.19	0.10	198,200,201,201	0
84	OHX	AR	3463	7/7	0.97	0.18	0.10	114,114,115,115	0
84	OHX	1	3419	7/7	0.99	0.19	0.10	93,93,93,93	0
84	OHX	AR	3405	7/7	0.99	0.23	0.09	94,94,94,94	0
85	MG	AR	3825	1/1	0.96	0.18	0.09	30,30,30,30	0
84	OHX	1	3643	7/7	0.96	0.14	0.09	192,193,194,194	0
84	OHX	AR	3411	7/7	0.99	0.20	0.08	83,83,83,83	0
84	OHX	A	2029	7/7	0.86	0.14	0.08	261,263,265,265	0
84	OHX	AR	3439	7/7	0.99	0.15	0.06	91,91,92,92	0
84	OHX	A	1941	7/7	0.96	0.17	0.06	195,197,198,198	0

Continued on next page...

Continued from previous page...

Mol	Type	Chain	Res	Atoms	RSCC	RSR	LLDF	B-factors(\AA^2)	Q<0.9
84	OHX	e	101	7/7	0.97	0.22	0.05	205,208,210,210	0
84	OHX	6	1994	7/7	0.95	0.26	0.04	168,169,171,171	0
84	OHX	A	1965	7/7	0.98	0.19	0.04	167,169,170,171	0
84	OHX	6	1962	7/7	0.94	0.21	0.03	187,188,189,190	0
84	OHX	1	3574	7/7	0.97	0.20	0.01	138,139,140,140	0
84	OHX	1	3427	7/7	0.99	0.15	0.00	87,87,87,87	0
84	OHX	6	2025	7/7	0.84	0.20	-0.01	248,249,250,252	0
84	OHX	1	3531	7/7	0.94	0.17	-0.02	179,180,181,181	0
85	MG	AR	3753	1/1	0.90	0.16	-0.03	51,51,51,51	0
84	OHX	6	1904	7/7	1.00	0.15	-0.04	96,96,96,96	0
84	OHX	6	1968	7/7	0.97	0.17	-0.05	145,146,147,148	0
84	OHX	1	3404	7/7	0.99	0.20	-0.05	93,93,93,93	0
84	OHX	AR	3477	7/7	0.96	0.18	-0.05	119,119,119,120	0
84	OHX	AR	3580	7/7	0.98	0.18	-0.06	139,139,140,140	0
84	OHX	1	3545	7/7	0.95	0.18	-0.07	156,157,158,159	0
84	OHX	6	1955	7/7	0.92	0.16	-0.08	191,193,195,196	0
85	MG	AR	4065	1/1	0.95	0.17	-0.09	54,54,54,54	0
85	MG	o	302	1/1	0.96	0.23	-0.09	27,27,27,27	0
84	OHX	1	3507	7/7	0.96	0.17	-0.09	149,149,150,150	0
84	OHX	AT	206	7/7	0.96	0.17	-0.10	155,155,156,156	0
84	OHX	A	1998	7/7	0.95	0.19	-0.11	213,217,219,219	0
85	MG	1	4137	1/1	0.99	0.20	-0.11	38,38,38,38	0
84	OHX	AT	214	7/7	0.94	0.25	-0.11	173,173,174,174	0
84	OHX	A	1950	7/7	0.97	0.17	-0.12	168,169,170,171	0
84	OHX	AR	3693	7/7	0.90	0.28	-0.12	238,239,240,240	0
84	OHX	AR	3583	7/7	0.97	0.18	-0.13	148,149,150,150	0
84	OHX	A	2018	7/7	0.95	0.16	-0.14	214,215,216,217	0
85	MG	A	2150	1/1	0.94	0.17	-0.14	52,52,52,52	0
84	OHX	1	3582	7/7	0.97	0.20	-0.15	152,153,154,155	0
84	OHX	AR	3563	7/7	0.96	0.17	-0.15	173,173,174,174	0
85	MG	AR	3762	1/1	0.88	0.19	-0.15	40,40,40,40	0
84	OHX	6	1977	7/7	0.93	0.15	-0.16	193,194,196,196	0
84	OHX	6	2000	7/7	0.92	0.16	-0.16	210,211,212,213	0
85	MG	1	3810	1/1	0.93	0.23	-0.16	86,86,86,86	0
84	OHX	6	1974	7/7	0.93	0.20	-0.17	176,176,178,178	0
85	MG	1	3815	1/1	0.97	0.18	-0.19	40,40,40,40	0
84	OHX	A	1979	7/7	0.96	0.15	-0.19	200,203,204,205	0
85	MG	DA	201	1/1	0.86	0.20	-0.19	29,29,29,29	0
84	OHX	1	3461	7/7	0.94	0.17	-0.22	136,137,137,138	0
84	OHX	A	1971	7/7	0.85	0.17	-0.22	216,218,220,221	0
84	OHX	A	1905	7/7	0.99	0.18	-0.22	102,102,103,103	0
85	MG	1	4034	1/1	0.77	0.16	-0.23	33,33,33,33	0

Continued on next page...

Continued from previous page...

Mol	Type	Chain	Res	Atoms	RSCC	RSR	LLDF	B-factors(\AA^2)	Q<0.9
84	OHX	1	3511	7/7	0.94	0.16	-0.23	166,167,168,168	0
84	OHX	AR	3595	7/7	0.97	0.20	-0.26	160,161,161,162	0
85	MG	A	2144	1/1	0.97	0.24	-0.27	49,49,49,49	0
85	MG	A	2152	1/1	0.91	0.17	-0.27	78,78,78,78	0
84	OHX	DD	102	7/7	0.99	0.17	-0.29	88,89,89,89	0
84	OHX	A	2033	7/7	0.95	0.19	-0.29	210,212,214,214	0
85	MG	6	2198	1/1	0.95	0.19	-0.30	53,53,53,53	0
84	OHX	1	3551	7/7	0.92	0.16	-0.32	191,192,192,193	0
84	OHX	A	1959	7/7	0.90	0.15	-0.32	180,182,183,184	0
84	OHX	AE	201	7/7	0.89	0.20	-0.34	194,195,195,196	0
85	MG	6	2120	1/1	0.90	0.17	-0.34	61,61,61,61	0
84	OHX	6	1985	7/7	0.94	0.16	-0.35	191,193,194,195	0
84	OHX	1	3485	7/7	0.97	0.19	-0.35	151,152,153,153	0
84	OHX	k	402	7/7	0.95	0.20	-0.35	156,157,158,158	0
84	OHX	1	3590	7/7	0.97	0.18	-0.36	208,209,210,211	0
84	OHX	A	1977	7/7	0.94	0.17	-0.36	202,205,207,207	0
85	MG	s6	301	1/1	0.95	0.27	-0.36	64,64,64,64	0
85	MG	6	2161	1/1	0.95	0.17	-0.36	51,51,51,51	0
85	MG	1	3910	1/1	0.95	0.20	-0.37	30,30,30,30	0
84	OHX	AR	3417	7/7	0.99	0.15	-0.37	86,86,86,86	0
84	OHX	1	3526	7/7	0.95	0.13	-0.38	167,168,169,170	0
85	MG	1	4157	1/1	0.92	0.21	-0.39	37,37,37,37	0
84	OHX	1	3430	7/7	0.99	0.14	-0.39	97,97,97,98	0
84	OHX	A	2001	7/7	0.94	0.18	-0.40	185,188,189,189	0
84	OHX	6	2002	7/7	0.92	0.19	-0.40	218,220,221,221	0
84	OHX	1	3496	7/7	0.97	0.18	-0.41	115,116,117,117	0
84	OHX	AR	3536	7/7	0.97	0.17	-0.41	141,141,142,142	0
84	OHX	AR	3515	7/7	0.97	0.16	-0.42	159,160,161,162	0
84	OHX	1	3550	7/7	0.94	0.15	-0.43	196,197,198,199	0
84	OHX	1	3458	7/7	0.96	0.14	-0.44	131,132,133,133	0
85	MG	CP	503	1/1	0.94	0.25	-0.44	95,95,95,95	0
84	OHX	1	3714	7/7	0.93	0.18	-0.44	155,156,157,158	0
84	OHX	1	3509	7/7	0.98	0.18	-0.44	155,155,157,157	0
84	OHX	c5	201	7/7	0.85	0.32	-0.45	228,229,230,231	0
84	OHX	1	3534	7/7	0.95	0.18	-0.46	148,149,149,150	0
86	7MB	AR	4239	20/20	0.97	0.19	-0.47	44,44,44,44	0
85	MG	1	4052	1/1	0.85	0.12	-0.48	48,48,48,48	0
84	OHX	6	2057	7/7	0.84	0.18	-0.48	247,247,250,250	0
85	MG	1	4091	1/1	0.95	0.15	-0.48	49,49,49,49	0
87	ZN	d7	101	1/1	0.95	0.28	-0.49	176,176,176,176	0
84	OHX	1	3588	7/7	0.97	0.16	-0.50	168,169,170,170	0
84	OHX	AR	3533	7/7	0.95	0.15	-0.50	166,166,167,167	0

Continued on next page...

Continued from previous page...

Mol	Type	Chain	Res	Atoms	RSCC	RSR	LLDF	B-factors(\AA^2)	Q<0.9
84	OHX	AR	3570	7/7	0.95	0.17	-0.51	161,162,163,163	0
84	OHX	6	1970	7/7	0.98	0.19	-0.52	178,179,180,180	0
84	OHX	AR	3433	7/7	0.98	0.17	-0.52	94,94,94,95	0
85	MG	1	4124	1/1	0.67	0.23	-0.53	52,52,52,52	0
84	OHX	AR	3474	7/7	0.97	0.15	-0.54	119,120,121,121	0
85	MG	AR	3824	1/1	0.94	0.14	-0.54	62,62,62,62	0
84	OHX	1	3586	7/7	0.96	0.17	-0.55	182,183,185,186	0
84	OHX	DG	201	7/7	0.98	0.16	-0.55	132,133,133,134	0
84	OHX	AR	3681	7/7	0.89	0.21	-0.56	198,199,200,201	0
84	OHX	A	1909	7/7	0.98	0.13	-0.57	124,125,128,129	0
84	OHX	s8	301	7/7	0.95	0.32	-0.57	214,216,216,218	0
84	OHX	A	2027	7/7	0.93	0.18	-0.58	236,239,240,241	0
84	OHX	AR	3416	7/7	0.99	0.17	-0.58	88,88,88,89	0
84	OHX	1	3558	7/7	0.96	0.19	-0.59	166,167,168,168	0
84	OHX	1	3597	7/7	0.89	0.13	-0.60	237,238,240,240	0
84	OHX	1	3488	7/7	0.97	0.14	-0.60	140,140,141,141	0
84	OHX	AR	3532	7/7	0.98	0.17	-0.60	129,130,130,131	0
84	OHX	CP	501	7/7	0.95	0.22	-0.62	177,178,178,178	0
84	OHX	AR	3473	7/7	0.95	0.16	-0.62	121,122,122,122	0
84	OHX	1	3445	7/7	0.98	0.14	-0.62	95,95,95,96	0
84	OHX	A	1932	7/7	0.94	0.17	-0.62	178,180,182,182	0
84	OHX	1	3482	7/7	0.97	0.14	-0.62	116,116,117,117	0
84	OHX	AR	3489	7/7	0.97	0.12	-0.62	149,150,151,152	0
84	OHX	1	3678	7/7	0.87	0.17	-0.62	228,228,229,230	0
84	OHX	1	3568	7/7	0.93	0.20	-0.63	195,196,196,197	0
84	OHX	AR	3422	7/7	0.99	0.15	-0.64	86,86,86,86	0
84	OHX	1	3473	7/7	0.98	0.12	-0.65	119,120,121,121	0
85	MG	6	2127	1/1	0.92	0.17	-0.65	52,52,52,52	0
84	OHX	A	1945	7/7	0.95	0.16	-0.65	201,203,204,205	0
84	OHX	AR	3475	7/7	0.97	0.17	-0.66	114,115,115,116	0
84	OHX	AR	3723	7/7	0.90	0.19	-0.67	240,241,242,242	0
84	OHX	A	1973	7/7	0.96	0.15	-0.67	201,204,206,208	0
84	OHX	r	301	7/7	0.91	0.19	-0.67	167,168,168,169	0
84	OHX	1	3518	7/7	0.97	0.17	-0.67	134,135,135,136	0
84	OHX	6	2017	7/7	0.97	0.19	-0.67	158,159,160,161	0
87	ZN	AP	501	1/1	0.97	0.26	-0.68	115,115,115,115	0
84	OHX	1	3521	7/7	0.95	0.16	-0.68	144,145,147,147	0
84	OHX	AR	3669	7/7	0.85	0.16	-0.68	245,246,247,248	0
84	OHX	1	3501	7/7	0.96	0.16	-0.69	123,124,125,125	0
84	OHX	6	2053	7/7	0.84	0.22	-0.69	250,252,253,254	0
84	OHX	1	3541	7/7	0.97	0.12	-0.69	154,155,156,156	0
84	OHX	6	2004	7/7	0.93	0.17	-0.70	193,194,195,196	0

Continued on next page...

Continued from previous page...

Mol	Type	Chain	Res	Atoms	RSCC	RSR	LLDF	B-factors(\AA^2)	Q<0.9
84	OHX	A	2010	7/7	0.95	0.14	-0.70	192,195,197,197	0
85	MG	1	4057	1/1	0.97	0.17	-0.70	30,30,30,30	0
84	OHX	AR	3507	7/7	0.98	0.17	-0.71	136,136,137,137	0
84	OHX	1	3416	7/7	0.99	0.15	-0.71	86,86,86,86	0
84	OHX	1	3413	7/7	0.99	0.18	-0.72	88,88,89,89	0
84	OHX	A	1936	7/7	0.95	0.15	-0.72	160,162,163,163	0
85	MG	1	4172	1/1	0.96	0.16	-0.73	76,76,76,76	0
84	OHX	6	2003	7/7	0.96	0.18	-0.74	180,182,183,184	0
84	OHX	1	3426	7/7	0.99	0.15	-0.74	93,93,93,94	0
84	OHX	A	1946	7/7	0.88	0.17	-0.76	212,214,216,217	0
84	OHX	1	3576	7/7	0.96	0.15	-0.76	189,189,191,191	0
84	OHX	CG	302	7/7	0.85	0.24	-0.77	210,211,212,213	0
84	OHX	AS	201	7/7	0.98	0.16	-0.77	98,99,100,101	0
84	OHX	AR	3441	7/7	0.98	0.14	-0.77	109,110,110,111	0
84	OHX	AR	3483	7/7	0.99	0.16	-0.78	124,125,125,126	0
85	MG	AR	4145	1/1	0.93	0.14	-0.79	38,38,38,38	0
84	OHX	AS	206	7/7	0.97	0.14	-0.79	146,146,148,148	0
84	OHX	6	1919	7/7	0.97	0.14	-0.79	112,113,114,114	0
84	OHX	1	3418	7/7	0.99	0.13	-0.79	85,85,85,85	0
84	OHX	1	3414	7/7	0.99	0.17	-0.80	90,90,90,90	0
84	OHX	1	3462	7/7	0.96	0.16	-0.80	115,116,117,118	0
84	OHX	6	1929	7/7	0.98	0.14	-0.83	147,148,151,152	0
84	OHX	1	3474	7/7	0.98	0.14	-0.84	131,132,133,133	0
84	OHX	1	3435	7/7	0.98	0.15	-0.85	103,104,105,105	0
84	OHX	1	3627	7/7	0.95	0.15	-0.86	176,176,178,179	0
85	MG	6	2111	1/1	0.93	0.16	-0.86	42,42,42,42	0
85	MG	1	4087	1/1	0.97	0.13	-0.86	37,37,37,37	0
84	OHX	6	1908	7/7	0.99	0.16	-0.87	91,91,91,91	0
84	OHX	6	1987	7/7	0.96	0.15	-0.87	179,179,180,181	0
84	OHX	1	3533	7/7	0.96	0.19	-0.88	196,197,198,199	0
84	OHX	AR	3517	7/7	0.95	0.15	-0.88	134,135,135,136	0
84	OHX	AR	3540	7/7	0.96	0.16	-0.89	151,152,153,154	0
85	MG	1	3765	1/1	0.93	0.13	-0.89	41,41,41,41	0
84	OHX	AR	3418	7/7	0.99	0.14	-0.91	92,92,93,93	0
84	OHX	6	1911	7/7	0.99	0.15	-0.92	99,100,100,100	0
84	OHX	AT	207	7/7	0.97	0.10	-0.92	162,163,164,164	0
84	OHX	AR	3458	7/7	0.99	0.12	-0.94	100,101,101,102	0
84	OHX	A	1987	7/7	0.97	0.14	-0.94	172,173,174,175	0
85	MG	AR	4058	1/1	0.82	0.18	-0.95	57,57,57,57	0
84	OHX	CX	201	7/7	0.98	0.17	-0.95	121,122,123,124	0
87	ZN	d9	103	1/1	0.98	0.10	-0.95	86,86,86,86	0
84	OHX	1	3470	7/7	0.96	0.13	-0.96	141,142,143,143	0

Continued on next page...

Continued from previous page...

Mol	Type	Chain	Res	Atoms	RSCC	RSR	LLDF	B-factors(\AA^2)	Q<0.9
84	OHX	1	3444	7/7	0.98	0.16	-0.96	103,104,104,105	0
84	OHX	1	3593	7/7	0.95	0.15	-0.96	206,207,208,209	0
84	OHX	AT	212	7/7	0.96	0.16	-0.97	160,160,161,161	0
84	OHX	1	3493	7/7	0.98	0.16	-0.99	147,148,148,149	0
84	OHX	A	2020	7/7	0.95	0.17	-0.99	188,191,192,192	0
84	OHX	A	1972	7/7	0.97	0.13	-0.99	195,196,198,199	0
85	MG	AR	3951	1/1	0.90	0.16	-1.00	26,26,26,26	0
84	OHX	AR	3614	7/7	0.97	0.15	-1.00	164,165,165,166	0
84	OHX	A	1926	7/7	0.98	0.11	-1.00	149,150,151,152	0
84	OHX	AR	3440	7/7	0.99	0.12	-1.00	98,98,98,99	0
85	MG	A	2064	1/1	0.97	0.15	-1.00	49,49,49,49	0
84	OHX	6	1924	7/7	0.98	0.12	-1.01	123,124,126,127	0
84	OHX	6	1913	7/7	0.99	0.13	-1.02	105,105,106,107	0
84	OHX	AR	3442	7/7	0.98	0.15	-1.02	110,111,111,111	0
84	OHX	AR	3559	7/7	0.95	0.14	-1.02	177,178,179,179	0
84	OHX	AR	3459	7/7	0.98	0.14	-1.04	97,97,98,99	0
84	OHX	1	3428	7/7	0.99	0.14	-1.04	96,96,96,96	0
84	OHX	AR	3543	7/7	0.97	0.17	-1.05	181,181,182,182	0
84	OHX	1	3494	7/7	0.98	0.11	-1.05	141,142,144,144	0
84	OHX	AR	3579	7/7	0.96	0.13	-1.05	183,184,185,185	0
84	OHX	A	2019	7/7	0.90	0.14	-1.05	252,253,255,256	0
84	OHX	CF	401	7/7	0.81	0.27	-1.06	245,246,247,247	0
84	OHX	AT	204	7/7	0.98	0.10	-1.06	143,143,143,143	0
84	OHX	1	3438	7/7	0.99	0.13	-1.06	91,91,92,92	0
84	OHX	6	1944	7/7	0.98	0.12	-1.06	154,155,157,158	0
84	OHX	2	201	7/7	0.99	0.17	-1.07	94,94,94,94	0
85	MG	t	202	1/1	0.90	0.21	-1.07	64,64,64,64	0
84	OHX	1	3528	7/7	0.96	0.14	-1.08	169,170,171,171	0
84	OHX	AR	3500	7/7	0.95	0.12	-1.08	136,138,139,140	0
84	OHX	AR	3576	7/7	0.96	0.14	-1.08	168,169,169,170	0
84	OHX	6	1933	7/7	0.97	0.14	-1.09	121,122,123,123	0
84	OHX	T	201	7/7	0.97	0.13	-1.11	133,135,137,138	0
84	OHX	1	3481	7/7	0.98	0.11	-1.11	130,131,132,133	0
84	OHX	6	1925	7/7	0.99	0.12	-1.11	116,116,118,118	0
84	OHX	6	1961	7/7	0.96	0.15	-1.12	152,153,154,155	0
84	OHX	1	3530	7/7	0.97	0.13	-1.13	151,151,151,152	0
84	OHX	AR	3521	7/7	0.98	0.12	-1.13	160,161,161,162	0
84	OHX	Q	201	7/7	0.90	0.25	-1.14	245,246,248,249	0
84	OHX	6	1978	7/7	0.94	0.13	-1.15	176,178,180,181	0
84	OHX	1	3589	7/7	0.96	0.15	-1.15	179,180,181,181	0
87	ZN	d6	102	1/1	0.99	0.10	-1.15	59,59,59,59	0
84	OHX	1	3476	7/7	0.97	0.16	-1.16	121,121,122,123	0

Continued on next page...

Continued from previous page...

Mol	Type	Chain	Res	Atoms	RSCC	RSR	LLDF	B-factors(\AA^2)	Q<0.9
84	OHX	1	3665	7/7	0.92	0.16	-1.16	209,210,211,211	0
84	OHX	A	1967	7/7	0.96	0.14	-1.16	167,168,169,170	0
84	OHX	A	1911	7/7	0.98	0.13	-1.16	115,117,118,120	0
87	ZN	DO	201	1/1	1.00	0.13	-1.17	31,31,31,31	0
84	OHX	AR	3492	7/7	0.96	0.16	-1.17	134,135,135,135	0
84	OHX	1	3434	7/7	0.99	0.14	-1.17	94,95,95,95	0
84	OHX	AR	3465	7/7	0.99	0.12	-1.18	100,101,102,102	0
84	OHX	6	1923	7/7	0.99	0.14	-1.19	136,138,139,139	0
84	OHX	AR	3499	7/7	0.96	0.14	-1.19	130,131,133,133	0
84	OHX	3	206	7/7	0.96	0.09	-1.19	176,177,179,179	0
84	OHX	sR	401	7/7	0.93	0.15	-1.20	215,216,219,219	0
84	OHX	AK	102	7/7	0.98	0.10	-1.21	121,122,122,122	0
85	MG	1	4069	1/1	0.96	0.18	-1.22	39,39,39,39	0
84	OHX	AR	3539	7/7	0.94	0.12	-1.22	169,170,172,172	0
84	OHX	4	201	7/7	0.96	0.16	-1.22	143,143,144,144	0
85	MG	AR	4091	1/1	0.97	0.16	-1.22	53,53,53,53	0
84	OHX	A	1935	7/7	0.97	0.13	-1.23	191,193,195,195	0
85	MG	c6	201	1/1	0.96	0.16	-1.24	67,67,67,67	0
84	OHX	A	1957	7/7	0.96	0.18	-1.24	169,171,172,173	0
84	OHX	6	1953	7/7	0.97	0.13	-1.25	154,155,157,158	0
84	OHX	1	3522	7/7	0.96	0.14	-1.25	133,134,134,135	0
84	OHX	1	3520	7/7	0.98	0.08	-1.25	149,150,152,152	0
84	OHX	AR	3426	7/7	0.99	0.13	-1.26	88,88,88,89	0
84	OHX	1	3484	7/7	0.95	0.14	-1.27	131,131,133,133	0
84	OHX	A	1910	7/7	0.98	0.11	-1.27	123,125,127,128	0
85	MG	c9	201	1/1	0.76	0.11	-1.28	73,73,73,73	0
84	OHX	AR	3412	7/7	0.99	0.16	-1.28	85,85,85,85	0
85	MG	AR	3773	1/1	0.81	0.12	-1.28	113,113,113,113	0
84	OHX	A	1931	7/7	0.96	0.11	-1.28	166,168,169,169	0
84	OHX	AR	3509	7/7	0.98	0.14	-1.29	135,136,136,137	0
84	OHX	AS	202	7/7	0.98	0.11	-1.30	122,123,124,124	0
85	MG	6	2156	1/1	0.91	0.14	-1.30	50,50,50,50	0
84	OHX	6	1950	7/7	0.96	0.12	-1.30	171,171,173,174	0
84	OHX	6	1963	7/7	0.97	0.15	-1.31	159,159,161,161	0
85	MG	4	221	1/1	0.98	0.15	-1.32	52,52,52,52	0
85	MG	1	3797	1/1	0.98	0.13	-1.34	41,41,41,41	0
84	OHX	6	1966	7/7	0.95	0.14	-1.34	164,165,166,167	0
84	OHX	AR	3604	7/7	0.96	0.15	-1.35	150,151,151,151	0
85	MG	CR	206	1/1	0.94	0.15	-1.35	30,30,30,30	0
84	OHX	1	3505	7/7	0.98	0.13	-1.35	139,139,140,140	0
84	OHX	1	3504	7/7	0.94	0.12	-1.38	154,156,157,158	0
85	MG	1	4156	1/1	1.00	0.13	-1.38	65,65,65,65	0

Continued on next page...

Continued from previous page...

Mol	Type	Chain	Res	Atoms	RSCC	RSR	LLDF	B-factors(\AA^2)	Q<0.9
84	OHX	1	3456	7/7	0.98	0.13	-1.38	114,115,116,117	0
84	OHX	AR	3541	7/7	0.96	0.12	-1.38	170,171,172,174	0
85	MG	AR	3857	1/1	0.95	0.14	-1.38	46,46,46,46	0
84	OHX	A	1988	7/7	0.96	0.12	-1.39	158,160,162,162	0
84	OHX	1	3440	7/7	0.99	0.14	-1.39	94,95,95,95	0
85	MG	sM	201	1/1	0.94	0.10	-1.39	41,41,41,41	0
84	OHX	1	3495	7/7	0.97	0.12	-1.39	133,134,135,135	0
84	OHX	DL	101	7/7	0.97	0.14	-1.41	144,144,144,144	0
87	ZN	b	102	1/1	0.99	0.10	-1.42	68,68,68,68	0
84	OHX	1	3555	7/7	0.95	0.11	-1.42	190,191,192,192	0
85	MG	1	3992	1/1	0.98	0.14	-1.42	53,53,53,53	0
84	OHX	AS	205	7/7	0.98	0.11	-1.42	144,146,147,147	0
84	OHX	AR	3436	7/7	0.99	0.16	-1.42	87,87,87,87	0
84	OHX	AR	3420	7/7	0.99	0.16	-1.43	87,87,87,87	0
84	OHX	6	1921	7/7	0.98	0.14	-1.43	121,124,124,126	0
85	MG	AR	4018	1/1	0.93	0.12	-1.44	40,40,40,40	0
84	OHX	6	1957	7/7	0.98	0.14	-1.44	144,145,146,147	0
84	OHX	AR	3560	7/7	0.96	0.12	-1.44	173,174,175,175	0
84	OHX	J	301	7/7	0.91	0.25	-1.45	244,245,247,247	0
87	ZN	AK	101	1/1	0.99	0.13	-1.45	38,38,38,38	0
84	OHX	A	1962	7/7	0.96	0.14	-1.45	175,176,177,178	0
84	OHX	AR	3553	7/7	0.98	0.12	-1.46	160,160,161,162	0
84	OHX	AR	3479	7/7	0.98	0.15	-1.46	119,119,120,120	0
84	OHX	6	1914	7/7	0.96	0.14	-1.47	119,120,121,123	0
84	OHX	1	3471	7/7	0.98	0.13	-1.47	118,118,121,121	0
84	OHX	A	1925	7/7	0.97	0.09	-1.48	171,172,174,175	0
84	OHX	A	1907	7/7	0.99	0.09	-1.48	117,118,120,121	0
84	OHX	A	1913	7/7	0.98	0.14	-1.48	121,122,123,124	0
84	OHX	v	301	7/7	0.97	0.14	-1.49	155,155,156,156	0
84	OHX	AR	3423	7/7	0.99	0.14	-1.50	85,85,85,85	0
85	MG	CX	203	1/1	0.94	0.15	-1.50	45,45,45,45	0
84	OHX	3	204	7/7	0.98	0.08	-1.50	163,164,165,166	0
84	OHX	6	1937	7/7	0.98	0.11	-1.51	140,141,141,141	0
84	OHX	AR	3496	7/7	0.95	0.15	-1.52	147,147,148,149	0
84	OHX	A	1963	7/7	0.98	0.10	-1.52	185,187,189,190	0
84	OHX	A	1984	7/7	0.99	0.12	-1.52	151,152,153,154	0
84	OHX	AP	502	7/7	0.97	0.14	-1.53	124,124,126,127	0
85	MG	AR	4240	1/1	0.94	0.14	-1.54	33,33,33,33	0
84	OHX	A	1942	7/7	0.98	0.14	-1.55	163,165,166,167	0
87	ZN	e	102	1/1	0.99	0.06	-1.55	74,74,74,74	0
84	OHX	6	1954	7/7	0.95	0.11	-1.57	181,182,184,185	0
84	OHX	1	3579	7/7	0.97	0.12	-1.58	175,175,177,177	0

Continued on next page...

Continued from previous page...

Mol	Type	Chain	Res	Atoms	RSCC	RSR	LLDF	B-factors(\AA^2)	Q<0.9
85	MG	A	2136	1/1	0.97	0.08	-1.59	110,110,110,110	0
84	OHX	AR	3534	7/7	0.97	0.12	-1.62	162,163,164,165	0
87	ZN	DQ	501	1/1	0.97	0.15	-1.62	105,105,105,105	0
84	OHX	1	3487	7/7	0.98	0.10	-1.63	139,140,142,142	0
84	OHX	A	1975	7/7	0.97	0.08	-1.65	190,193,195,195	0
84	OHX	1	3452	7/7	0.98	0.14	-1.66	111,111,112,113	0
84	OHX	1	3626	7/7	0.98	0.16	-1.66	137,137,138,138	0
84	OHX	A	1927	7/7	0.96	0.12	-1.67	158,160,162,162	0
84	OHX	6	2007	7/7	0.97	0.15	-1.68	148,150,151,151	0
84	OHX	1	3515	7/7	0.97	0.13	-1.72	128,128,129,129	0
85	MG	DC	204	1/1	0.99	0.17	-1.72	45,45,45,45	0
84	OHX	6	1999	7/7	0.98	0.18	-1.75	177,179,179,181	0
84	OHX	1	3432	7/7	0.96	0.15	-1.76	131,131,132,132	0
84	OHX	AR	3437	7/7	0.99	0.11	-1.76	89,89,89,89	0
85	MG	AR	4175	1/1	0.95	0.14	-1.77	27,27,27,27	0
84	OHX	6	1988	7/7	0.96	0.12	-1.79	191,193,195,195	0
85	MG	6	2155	1/1	0.92	0.14	-1.81	61,61,61,61	0
84	OHX	1	3443	7/7	0.99	0.12	-1.81	95,95,95,95	0
84	OHX	1	3561	7/7	0.96	0.14	-1.83	184,184,185,186	0
85	MG	j	302	1/1	0.99	0.14	-1.84	29,29,29,29	0
84	OHX	h	401	7/7	0.97	0.09	-1.85	203,206,208,210	0
84	OHX	A	1914	7/7	0.99	0.11	-1.85	109,110,111,112	0
84	OHX	6	1922	7/7	0.99	0.10	-1.85	111,112,113,114	0
87	ZN	AQ	501	1/1	0.97	0.08	-1.86	77,77,77,77	0
84	OHX	6	1952	7/7	0.96	0.13	-1.87	183,184,185,186	0
87	ZN	AN	500	1/1	1.00	0.11	-1.88	43,43,43,43	0
85	MG	1	3887	1/1	0.86	0.12	-1.90	49,49,49,49	0
84	OHX	1	3449	7/7	0.98	0.10	-1.91	119,120,121,121	0
85	MG	AR	3868	1/1	0.96	0.13	-1.91	33,33,33,33	0
87	ZN	DL	103	1/1	1.00	0.12	-1.92	37,37,37,37	0
84	OHX	6	1928	7/7	0.98	0.09	-1.92	150,151,152,152	0
84	OHX	A	1966	7/7	0.95	0.14	-1.93	194,195,196,197	0
84	OHX	1	3492	7/7	0.96	0.15	-1.93	127,128,128,128	0
87	ZN	DR	501	1/1	0.98	0.07	-1.94	73,73,73,73	0
85	MG	AR	3777	1/1	0.96	0.14	-1.94	50,50,50,50	0
84	OHX	AR	3451	7/7	0.98	0.15	-1.95	104,105,106,106	0
85	MG	1	3756	1/1	0.96	0.15	-1.96	22,22,22,22	0
84	OHX	1	3536	7/7	0.88	0.17	-1.97	221,221,223,224	0
84	OHX	3	203	7/7	0.96	0.14	-1.97	143,144,145,145	0
84	OHX	AR	3470	7/7	0.98	0.09	-1.99	125,127,127,128	0
85	MG	AR	4165	1/1	0.97	0.07	-2.00	88,88,88,88	0
84	OHX	AR	3488	7/7	0.97	0.13	-2.00	129,130,130,131	0

Continued on next page...

Continued from previous page...

Mol	Type	Chain	Res	Atoms	RSCC	RSR	LLDF	B-factors(\AA^2)	Q<0.9
84	OHX	1	3454	7/7	0.98	0.14	-2.01	111,112,113,113	0
84	OHX	CE	402	7/7	0.97	0.12	-2.01	142,143,144,144	0
84	OHX	1	3629	7/7	0.96	0.14	-2.01	161,162,162,163	0
84	OHX	AR	3449	7/7	0.99	0.12	-2.02	98,99,99,100	0
85	MG	r	302	1/1	0.98	0.10	-2.02	40,40,40,40	0
84	OHX	6	1926	7/7	0.99	0.10	-2.03	122,123,124,124	0
84	OHX	A	1933	7/7	0.97	0.12	-2.04	154,155,156,157	0
84	OHX	AR	3527	7/7	0.98	0.10	-2.04	138,139,140,141	0
84	OHX	AR	3525	7/7	0.97	0.13	-2.05	150,151,151,152	0
84	OHX	1	3623	7/7	0.93	0.10	-2.08	224,225,226,226	0
84	OHX	1	3535	7/7	0.96	0.10	-2.09	196,198,199,200	0
85	MG	AR	4189	1/1	0.98	0.14	-2.11	32,32,32,32	0
84	OHX	AR	3562	7/7	0.98	0.07	-2.11	173,174,175,176	0
84	OHX	3	201	7/7	0.99	0.10	-2.11	106,107,108,108	0
84	OHX	1	3447	7/7	0.99	0.14	-2.11	95,95,95,95	0
84	OHX	A	1955	7/7	0.97	0.11	-2.12	145,148,150,150	0
84	OHX	AR	3443	7/7	0.98	0.14	-2.12	98,99,100,101	0
84	OHX	CL	301	7/7	0.97	0.10	-2.13	165,166,167,168	0
84	OHX	AR	3586	7/7	0.93	0.14	-2.14	182,184,185,185	0
84	OHX	1	3677	7/7	0.96	0.14	-2.15	170,171,171,171	0
84	OHX	AK	103	7/7	0.98	0.12	-2.15	145,146,146,146	0
85	MG	6	2142	1/1	0.86	0.10	-2.16	72,72,72,72	0
84	OHX	A	1949	7/7	0.96	0.11	-2.16	165,167,169,169	0
84	OHX	6	1910	7/7	0.99	0.14	-2.16	93,93,93,93	0
84	OHX	6	1951	7/7	0.97	0.14	-2.19	165,167,169,170	0
85	MG	1	4116	1/1	0.94	0.12	-2.20	81,81,81,81	0
85	MG	1	4222	1/1	0.97	0.14	-2.21	30,30,30,30	0
84	OHX	A	1937	7/7	0.97	0.14	-2.21	152,154,157,157	0
84	OHX	AR	3493	7/7	0.98	0.12	-2.23	137,139,139,140	0
84	OHX	1	3532	7/7	0.98	0.13	-2.24	133,133,134,134	0
84	OHX	AR	3462	7/7	0.99	0.11	-2.24	106,107,108,108	0
85	MG	CE	401	1/1	0.96	0.14	-2.26	30,30,30,30	0
84	OHX	A	1928	7/7	0.96	0.13	-2.26	156,158,159,159	0
84	OHX	AR	3603	7/7	0.92	0.13	-2.26	182,183,184,185	0
84	OHX	6	1967	7/7	0.96	0.13	-2.26	157,159,160,160	0
85	MG	6	2187	1/1	0.98	0.12	-2.26	82,82,82,82	0
84	OHX	1	3439	7/7	0.99	0.11	-2.26	102,103,103,104	0
85	MG	AR	3809	1/1	0.93	0.12	-2.30	86,86,86,86	0
85	MG	1	4046	1/1	0.98	0.09	-2.31	54,54,54,54	0
84	OHX	A	1944	7/7	0.97	0.11	-2.31	161,163,165,165	0
84	OHX	A	1916	7/7	0.98	0.11	-2.33	128,130,131,131	0
84	OHX	1	3450	7/7	0.98	0.12	-2.35	116,117,118,118	0

Continued on next page...

Continued from previous page...

Mol	Type	Chain	Res	Atoms	RSCC	RSR	LLDF	B-factors(\AA^2)	Q<0.9
84	OHX	A	1904	7/7	0.99	0.12	-2.37	107,107,108,108	0
84	OHX	AR	3421	7/7	0.99	0.12	-2.40	89,89,89,89	0
84	OHX	A	1917	7/7	0.99	0.12	-2.40	126,128,129,130	0
87	ZN	g	501	1/1	0.96	0.04	-2.41	143,143,143,143	0
84	OHX	AR	3480	7/7	0.97	0.12	-2.42	132,132,132,133	0
84	OHX	AR	3469	7/7	0.98	0.10	-2.43	122,124,125,125	0
84	OHX	AR	3498	7/7	0.98	0.09	-2.43	143,144,145,146	0
85	MG	1	4218	1/1	0.98	0.07	-2.44	84,84,84,84	0
84	OHX	1	3457	7/7	0.99	0.14	-2.45	108,108,109,109	0
85	MG	AR	3942	1/1	0.94	0.10	-2.46	45,45,45,45	0
84	OHX	AR	3438	7/7	0.99	0.12	-2.46	89,89,89,90	0
84	OHX	1	3480	7/7	0.98	0.13	-2.49	141,141,142,142	0
84	OHX	6	1927	7/7	0.97	0.16	-2.49	128,128,130,130	0
85	MG	AR	3929	1/1	0.98	0.13	-2.50	75,75,75,75	0
84	OHX	1	3498	7/7	0.97	0.11	-2.50	150,150,151,152	0
84	OHX	1	3479	7/7	0.98	0.15	-2.51	136,137,138,138	0
84	OHX	AR	3467	7/7	0.97	0.13	-2.51	137,138,138,139	0
84	OHX	6	1920	7/7	0.98	0.12	-2.51	124,126,127,128	0
84	OHX	6	1956	7/7	0.98	0.09	-2.52	192,194,195,196	0
84	OHX	1	3464	7/7	0.98	0.11	-2.53	136,137,138,139	0
84	OHX	A	1948	7/7	0.96	0.09	-2.54	166,169,170,170	0
84	OHX	AR	3472	7/7	0.96	0.13	-2.54	129,130,130,130	0
84	OHX	1	3423	7/7	0.99	0.15	-2.56	91,92,92,92	0
84	OHX	1	3467	7/7	0.97	0.13	-2.59	124,125,126,126	0
84	OHX	AR	3630	7/7	0.96	0.10	-2.59	172,173,174,175	0
84	OHX	AR	3516	7/7	0.96	0.09	-2.60	174,176,178,178	0
87	ZN	e1	501	1/1	0.81	0.09	-2.61	176,176,176,176	0
84	OHX	AR	3431	7/7	0.99	0.14	-2.62	86,86,86,86	0
84	OHX	A	1956	7/7	0.97	0.13	-2.64	171,173,174,175	0
84	OHX	1	3689	7/7	0.97	0.14	-2.64	140,141,142,142	0
84	OHX	1	3563	7/7	0.97	0.15	-2.66	151,152,152,152	0
84	OHX	AR	3511	7/7	0.98	0.15	-2.68	96,96,96,97	0
84	OHX	A	1915	7/7	0.98	0.09	-2.72	149,151,152,154	0
84	OHX	1	3429	7/7	0.99	0.13	-2.72	89,89,90,90	0
84	OHX	6	1947	7/7	0.96	0.12	-2.72	142,144,145,145	0
84	OHX	1	3472	7/7	0.99	0.12	-2.73	114,115,115,116	0
84	OHX	AS	203	7/7	0.98	0.11	-2.74	118,119,120,120	0
84	OHX	A	1919	7/7	0.99	0.10	-2.75	113,115,116,116	0
84	OHX	AR	3450	7/7	0.98	0.11	-2.77	109,110,112,113	0
84	OHX	DH	201	7/7	0.96	0.13	-2.80	155,156,157,157	0
84	OHX	A	1961	7/7	0.97	0.13	-2.81	175,176,179,180	0
84	OHX	AR	3454	7/7	0.98	0.12	-2.86	120,120,121,121	0

Continued on next page...

Continued from previous page...

Mol	Type	Chain	Res	Atoms	RSCC	RSR	LLDF	B-factors(\AA^2)	Q<0.9
84	OHX	A	1974	7/7	0.95	0.10	-2.86	196,198,200,201	0
85	MG	AR	4006	1/1	0.97	0.10	-2.86	33,33,33,33	0
84	OHX	A	1912	7/7	0.98	0.09	-2.91	132,133,135,136	0
84	OHX	AT	210	7/7	0.97	0.11	-2.94	164,164,165,165	0
84	OHX	A	2008	7/7	0.97	0.13	-2.94	156,158,159,159	0
84	OHX	AR	3461	7/7	0.99	0.11	-2.95	108,109,109,110	0
84	OHX	6	1938	7/7	0.97	0.14	-2.96	145,146,148,148	0
85	MG	j	301	1/1	0.98	0.13	-2.97	26,26,26,26	0
84	OHX	1	3560	7/7	0.98	0.13	-2.98	155,156,158,158	0
84	OHX	AR	3522	7/7	0.97	0.14	-3.00	134,135,136,136	0
84	OHX	AR	3435	7/7	0.99	0.11	-3.01	96,96,96,96	0
84	OHX	AR	3481	7/7	0.97	0.11	-3.05	132,132,133,133	0
84	OHX	AR	3510	7/7	0.97	0.10	-3.06	154,155,156,157	0
84	OHX	1	3415	7/7	0.99	0.15	-3.06	89,90,90,90	0
84	OHX	AS	207	7/7	0.98	0.11	-3.08	163,165,166,166	0
85	MG	1	3993	1/1	0.98	0.10	-3.08	27,27,27,27	0
85	MG	i	201	1/1	0.97	0.06	-3.09	57,57,57,57	0
84	OHX	1	3486	7/7	0.97	0.12	-3.11	146,146,147,147	0
84	OHX	1	3514	7/7	0.97	0.13	-3.14	148,148,149,149	0
84	OHX	AR	3460	7/7	0.97	0.12	-3.14	109,109,110,110	0
85	MG	AR	3940	1/1	0.97	0.10	-3.16	34,34,34,34	0
84	OHX	AR	3502	7/7	0.98	0.11	-3.17	131,132,132,133	0
85	MG	1	3850	1/1	1.00	0.12	-3.19	29,29,29,29	0
84	OHX	A	1922	7/7	0.98	0.10	-3.22	138,140,141,141	0
84	OHX	AR	3430	7/7	0.97	0.15	-3.22	137,137,138,138	0
85	MG	1	4166	1/1	1.00	0.12	-3.26	30,30,30,30	0
87	ZN	c	101	1/1	0.79	0.21	-3.29	197,197,197,197	0
84	OHX	1	3725	7/7	0.94	0.08	-3.31	203,204,205,206	0
84	OHX	AR	3471	7/7	0.98	0.12	-3.33	127,127,128,128	0
84	OHX	AR	3610	7/7	0.97	0.13	-3.38	139,140,140,140	0
84	OHX	6	1918	7/7	0.99	0.11	-3.38	103,104,105,105	0
84	OHX	1	3483	7/7	0.98	0.10	-3.39	118,119,120,121	0
84	OHX	1	3538	7/7	0.98	0.14	-3.39	135,135,137,137	0
84	OHX	A	1938	7/7	0.98	0.14	-3.40	138,139,140,141	0
84	OHX	AR	3552	7/7	0.98	0.12	-3.41	148,148,149,149	0
84	OHX	1	3465	7/7	0.99	0.10	-3.45	113,114,114,114	0
84	OHX	1	3500	7/7	0.97	0.07	-3.46	156,157,159,159	0
84	OHX	AR	3478	7/7	0.98	0.12	-3.46	102,103,103,104	0
84	OHX	AR	3452	7/7	0.98	0.11	-3.48	108,109,110,111	0
84	OHX	1	3453	7/7	0.99	0.09	-3.50	130,132,133,133	0
84	OHX	6	1915	7/7	0.98	0.12	-3.54	100,101,102,102	0
84	OHX	AR	3428	7/7	0.99	0.10	-3.56	97,97,98,98	0

Continued on next page...

Continued from previous page...

Mol	Type	Chain	Res	Atoms	RSCC	RSR	LLDF	B-factors(\AA^2)	Q<0.9
84	OHX	AR	3512	7/7	0.98	0.10	-3.58	132,132,132,133	0
84	OHX	1	3431	7/7	0.99	0.12	-3.60	95,95,95,95	0
84	OHX	1	3685	7/7	0.96	0.16	-3.60	173,173,175,175	0
84	OHX	1	3468	7/7	0.98	0.14	-3.61	104,104,104,105	0
84	OHX	A	2034	7/7	0.84	0.14	-3.64	277,279,281,282	0
84	OHX	AR	3457	7/7	0.98	0.13	-3.65	107,107,108,108	0
84	OHX	AR	3410	7/7	0.99	0.13	-3.68	86,86,86,86	0
84	OHX	CG	301	7/7	0.93	0.13	-3.75	191,193,193,195	0
85	MG	1	3938	1/1	0.92	0.11	-3.76	41,41,41,41	0
84	OHX	AR	3600	7/7	0.95	0.13	-3.81	172,173,173,174	0
84	OHX	1	3502	7/7	0.99	0.10	-3.83	100,101,102,102	0
84	OHX	6	1986	7/7	0.95	0.12	-3.85	157,157,159,159	0
85	MG	AR	4105	1/1	0.99	0.08	-3.87	41,41,41,41	0
85	MG	1	3931	1/1	0.99	0.12	-3.88	31,31,31,31	0
84	OHX	6	1942	7/7	0.98	0.09	-3.97	142,143,144,145	0
84	OHX	1	3519	7/7	0.99	0.10	-3.98	112,112,113,113	0
84	OHX	A	1920	7/7	0.97	0.13	-4.08	141,142,143,144	0
84	OHX	AR	3537	7/7	0.98	0.11	-4.12	133,134,135,135	0
84	OHX	A	1923	7/7	0.98	0.09	-4.12	137,138,140,140	0
84	OHX	AR	3464	7/7	0.97	0.13	-4.12	117,118,118,118	0
84	OHX	A	1924	7/7	0.98	0.10	-4.15	153,154,155,156	0
84	OHX	A	1992	7/7	0.96	0.13	-4.16	167,169,170,171	0
84	OHX	1	3549	7/7	0.96	0.13	-4.21	190,190,191,192	0
84	OHX	6	1930	7/7	0.98	0.12	-4.32	114,115,116,117	0
84	OHX	AR	3531	7/7	0.98	0.10	-4.34	123,124,124,124	0
84	OHX	6	1946	7/7	0.97	0.12	-4.35	160,161,163,164	0
84	OHX	6	1959	7/7	0.98	0.11	-4.47	154,155,156,157	0
84	OHX	AR	3491	7/7	0.98	0.10	-4.61	130,131,132,132	0
84	OHX	AR	3448	7/7	0.98	0.12	-4.69	109,110,110,110	0
84	OHX	1	3489	7/7	0.99	0.11	-4.75	114,115,116,117	0
84	OHX	1	3459	7/7	0.99	0.09	-4.75	134,134,135,136	0
84	OHX	AR	3486	7/7	0.99	0.09	-4.86	118,119,120,121	0
84	OHX	A	1939	7/7	0.99	0.08	-4.94	153,155,156,157	0
84	OHX	AR	3429	7/7	0.98	0.09	-4.94	105,105,106,106	0
84	OHX	AR	3557	7/7	0.98	0.12	-5.14	144,145,146,146	0
84	OHX	1	3506	7/7	0.98	0.09	-5.17	159,160,161,162	0
84	OHX	1	3463	7/7	0.99	0.08	-5.19	108,109,109,109	0
84	OHX	AR	3444	7/7	0.99	0.10	-5.40	101,102,102,103	0
84	OHX	AR	3482	7/7	0.99	0.10	-5.57	116,117,117,117	0
84	OHX	AR	3490	7/7	0.99	0.09	-5.63	108,108,109,110	0
84	OHX	1	3478	7/7	0.98	0.11	-5.65	133,134,135,135	0
84	OHX	1	3421	7/7	0.99	0.11	-6.16	84,84,84,84	0

Continued on next page...

Continued from previous page...

Mol	Type	Chain	Res	Atoms	RSCC	RSR	LLDF	B-factors(Å ²)	Q<0.9
84	OHX	6	1934	7/7	0.99	0.09	-6.29	141,141,143,144	0
84	OHX	6	1917	7/7	0.99	0.10	-6.49	113,114,116,117	0
84	OHX	1	3490	7/7	0.98	0.10	-6.83	134,135,136,136	0
84	OHX	6	1948	7/7	0.98	0.10	-6.93	145,147,148,148	0
84	OHX	AR	3501	7/7	0.99	0.11	-7.27	118,118,120,120	0
84	OHX	1	3591	7/7	0.97	0.12	-7.50	185,186,187,188	0
84	OHX	AR	3425	7/7	0.99	0.10	-9.09	85,85,85,85	0
84	OHX	AT	205	7/7	0.98	0.09	-9.16	151,151,151,151	0
85	MG	AR	3761	1/1	0.96	0.10	-10.46	41,41,41,41	0
84	OHX	AR	3737	7/7	0.80	0.69	-	260,261,262,262	0
85	MG	6	2105	1/1	0.96	0.34	-	24,24,24,24	0
85	MG	AR	3978	1/1	0.96	0.26	-	20,20,20,20	0
85	MG	1	3984	1/1	0.86	0.31	-	33,33,33,33	0
85	MG	6	2121	1/1	0.87	0.22	-	71,71,71,71	0
85	MG	A	2049	1/1	0.98	0.34	-	35,35,35,35	0
84	OHX	AR	3706	7/7	0.90	0.22	-	209,210,211,212	0
85	MG	AR	3764	1/1	0.92	0.18	-	27,27,27,27	0
85	MG	AR	4101	1/1	0.70	0.46	-	48,48,48,48	0
84	OHX	1	3446	7/7	0.98	0.16	-	107,108,109,110	0
85	MG	1	3923	1/1	0.96	0.50	-	7,7,7,7	0
85	MG	1	3766	1/1	0.89	0.29	-	23,23,23,23	0
85	MG	AR	3941	1/1	0.94	0.08	-	46,46,46,46	0
85	MG	AR	4087	1/1	0.96	0.35	-	31,31,31,31	0
85	MG	1	4030	1/1	0.81	0.44	-	45,45,45,45	0
85	MG	6	2086	1/1	0.96	0.24	-	49,49,49,49	0
85	MG	AR	4072	1/1	0.73	0.36	-	71,71,71,71	0
85	MG	AR	4107	1/1	0.89	0.26	-	79,79,79,79	0
85	MG	6	2143	1/1	0.93	0.18	-	90,90,90,90	0
84	OHX	1	3408	7/7	0.99	0.12	-	89,89,89,89	0
85	MG	AR	3917	1/1	0.98	0.33	-	29,29,29,29	0
85	MG	6	2181	1/1	0.52	0.49	-	78,78,78,78	0
85	MG	6	2175	1/1	0.93	0.19	-	41,41,41,41	0
85	MG	6	2084	1/1	0.93	0.27	-	35,35,35,35	0
85	MG	6	2166	1/1	0.80	0.16	-	36,36,36,36	0
85	MG	1	4049	1/1	0.95	0.18	-	36,36,36,36	0
85	MG	A	2051	1/1	0.93	0.26	-	62,62,62,62	0
84	OHX	AR	3596	7/7	0.96	0.30	-	208,209,210,211	0
85	MG	AS	213	1/1	0.97	0.23	-	40,40,40,40	0
85	MG	AR	4089	1/1	0.97	0.39	-	15,15,15,15	0
85	MG	AR	4167	1/1	0.68	0.51	-	72,72,72,72	0
84	OHX	AR	3649	7/7	0.96	0.30	-	207,208,208,208	0
85	MG	1	4178	1/1	0.90	0.20	-	42,42,42,42	0

Continued on next page...

Continued from previous page...

Mol	Type	Chain	Res	Atoms	RSCC	RSR	LLDF	B-factors(\AA^2)	Q<0.9
85	MG	AR	4192	1/1	0.94	0.18	-	44,44,44,44	0
84	OHX	6	1964	7/7	0.93	0.20	-	175,175,177,177	0
85	MG	1	4205	1/1	0.97	0.53	-	26,26,26,26	0
85	MG	1	3809	1/1	0.90	0.32	-	23,23,23,23	0
84	OHX	AR	3446	7/7	0.99	0.09	-	99,100,100,101	0
85	MG	AR	4094	1/1	0.96	0.13	-	38,38,38,38	0
85	MG	A	2044	1/1	0.95	0.52	-	25,25,25,25	0
85	MG	AR	4048	1/1	0.87	0.16	-	33,33,33,33	0
84	OHX	1	3645	7/7	0.89	0.25	-	220,221,221,221	0
85	MG	1	4153	1/1	0.91	0.21	-	39,39,39,39	0
85	MG	1	4047	1/1	0.89	0.72	-	39,39,39,39	0
85	MG	6	2124	1/1	0.92	0.11	-	62,62,62,62	0
85	MG	AR	3878	1/1	0.98	0.27	-	12,12,12,12	0
85	MG	1	4207	1/1	0.89	0.31	-	44,44,44,44	0
84	OHX	6	2055	7/7	0.86	0.18	-	234,235,236,236	0
85	MG	1	4037	1/1	0.98	0.19	-	61,61,61,61	0
85	MG	1	4169	1/1	0.89	0.22	-	39,39,39,39	0
85	MG	AR	4108	1/1	0.92	0.17	-	25,25,25,25	0
85	MG	1	4185	1/1	0.84	0.56	-	48,48,48,48	0
85	MG	AR	3849	1/1	0.86	0.59	-	18,18,18,18	0
85	MG	1	4089	1/1	0.93	0.21	-	30,30,30,30	0
84	OHX	1	3669	7/7	0.96	0.23	-	125,126,127,127	0
84	OHX	1	3604	7/7	0.96	0.08	-	204,205,206,206	0
85	MG	AR	3865	1/1	0.98	0.27	-	23,23,23,23	0
85	MG	CR	204	1/1	0.94	0.21	-	46,46,46,46	0
85	MG	1	3862	1/1	0.94	0.34	-	18,18,18,18	0
85	MG	1	4068	1/1	0.95	0.20	-	39,39,39,39	0
85	MG	1	3965	1/1	0.94	0.12	-	32,32,32,32	0
85	MG	AS	223	1/1	0.89	0.23	-	59,59,59,59	0
84	OHX	1	3671	7/7	0.89	0.45	-	212,213,214,214	0
85	MG	AR	3740	1/1	0.88	0.45	-	46,46,46,46	0
85	MG	1	4127	1/1	0.93	0.16	-	58,58,58,58	0
85	MG	A	2133	1/1	0.92	0.40	-	54,54,54,54	0
85	MG	A	2110	1/1	0.59	0.38	-	108,108,108,108	0
85	MG	3	209	1/1	0.97	0.26	-	46,46,46,46	0
85	MG	1	3790	1/1	0.96	0.52	-	15,15,15,15	0
85	MG	1	3955	1/1	0.75	0.28	-	52,52,52,52	0
85	MG	AR	3785	1/1	0.97	0.29	-	29,29,29,29	0
85	MG	AR	4005	1/1	0.96	0.35	-	24,24,24,24	0
85	MG	AS	227	1/1	0.94	0.51	-	43,43,43,43	0
85	MG	1	3921	1/1	0.96	0.23	-	45,45,45,45	0
85	MG	AR	3953	1/1	0.89	0.21	-	35,35,35,35	0

Continued on next page...

Continued from previous page...

Mol	Type	Chain	Res	Atoms	RSCC	RSR	LLDF	B-factors(\AA^2)	Q<0.9
85	MG	1	3920	1/1	0.94	0.30	-	29,29,29,29	0
85	MG	4	226	1/1	0.94	0.10	-	54,54,54,54	0
85	MG	6	2157	1/1	0.91	0.26	-	45,45,45,45	0
85	MG	1	4029	1/1	0.86	0.49	-	42,42,42,42	0
84	OHX	6	2046	7/7	0.91	0.17	-	244,245,247,248	0
85	MG	A	2147	1/1	0.76	0.20	-	106,106,106,106	0
85	MG	A	2083	1/1	0.96	0.37	-	62,62,62,62	0
84	OHX	AR	3716	7/7	0.80	0.35	-	292,293,293,294	0
84	OHX	4	211	7/7	0.91	0.24	-	225,225,226,226	0
85	MG	AR	4099	1/1	0.94	0.15	-	44,44,44,44	0
85	MG	AR	4079	1/1	0.92	0.33	-	36,36,36,36	0
85	MG	A	2067	1/1	0.93	0.58	-	32,32,32,32	0
84	OHX	1	3661	7/7	0.91	0.56	-	251,252,253,253	0
85	MG	1	3911	1/1	0.96	0.33	-	20,20,20,20	0
85	MG	AR	4172	1/1	0.86	0.32	-	25,25,25,25	0
85	MG	1	4036	1/1	0.92	0.25	-	35,35,35,35	0
85	MG	6	2065	1/1	0.76	0.46	-	32,32,32,32	0
85	MG	k	404	1/1	0.96	0.44	-	71,71,71,71	0
85	MG	6	2151	1/1	0.91	0.72	-	87,87,87,87	0
85	MG	AR	3820	1/1	0.76	0.64	-	55,55,55,55	0
85	MG	4	228	1/1	0.95	0.58	-	42,42,42,42	0
85	MG	1	3770	1/1	0.97	0.47	-	11,11,11,11	0
85	MG	6	2119	1/1	0.97	0.35	-	31,31,31,31	0
85	MG	AR	4120	1/1	0.93	0.22	-	32,32,32,32	0
85	MG	1	3969	1/1	0.90	0.12	-	45,45,45,45	0
85	MG	AR	4133	1/1	0.97	0.13	-	35,35,35,35	0
85	MG	1	3831	1/1	0.92	0.27	-	42,42,42,42	0
85	MG	1	3919	1/1	0.95	0.66	-	30,30,30,30	0
85	MG	AR	3965	1/1	0.69	0.33	-	54,54,54,54	0
85	MG	6	2148	1/1	0.59	0.21	-	69,69,69,69	0
85	MG	A	2070	1/1	0.95	0.49	-	59,59,59,59	0
85	MG	AR	3788	1/1	0.89	0.42	-	45,45,45,45	0
85	MG	AR	4064	1/1	0.93	0.21	-	30,30,30,30	0
85	MG	6	2139	1/1	0.70	0.31	-	75,75,75,75	0
85	MG	1	3816	1/1	0.98	0.36	-	28,28,28,28	0
85	MG	1	3983	1/1	0.86	0.38	-	59,59,59,59	0
84	OHX	1	3624	7/7	0.96	0.20	-	171,172,173,174	0
85	MG	6	2194	1/1	0.85	0.45	-	34,34,34,34	0
85	MG	1	3805	1/1	0.97	0.19	-	60,60,60,60	0
85	MG	AS	214	1/1	0.85	0.26	-	68,68,68,68	0
85	MG	1	3795	1/1	0.85	0.32	-	37,37,37,37	0
85	MG	1	4054	1/1	0.99	0.14	-	40,40,40,40	0

Continued on next page...

Continued from previous page...

Mol	Type	Chain	Res	Atoms	RSCC	RSR	LLDF	B-factors(\AA^2)	Q<0.9
84	OHX	A	2011	7/7	0.94	0.17	-	208,209,211,211	0
84	OHX	1	3436	7/7	0.99	0.11	-	101,102,104,104	0
84	OHX	AR	3432	7/7	0.99	0.13	-	91,91,91,91	0
85	MG	AR	4236	1/1	0.98	0.32	-	22,22,22,22	0
85	MG	A	2122	1/1	0.93	0.41	-	42,42,42,42	0
84	OHX	6	2022	7/7	0.92	0.11	-	235,235,238,239	0
85	MG	AR	3918	1/1	0.94	0.40	-	21,21,21,21	0
85	MG	6	2078	1/1	0.95	0.43	-	25,25,25,25	0
85	MG	AR	3958	1/1	0.55	0.59	-	90,90,90,90	0
85	MG	CO	202	1/1	0.67	0.78	-	57,57,57,57	0
84	OHX	6	2051	7/7	0.80	0.36	-	228,229,230,231	0
85	MG	1	3734	1/1	0.95	0.32	-	27,27,27,27	0
84	OHX	1	3564	7/7	0.93	0.18	-	173,175,175,175	0
85	MG	1	4006	1/1	0.92	0.23	-	33,33,33,33	0
85	MG	1	4010	1/1	0.56	0.61	-	44,44,44,44	0
85	MG	AR	4017	1/1	0.96	0.17	-	27,27,27,27	0
84	OHX	1	3697	7/7	0.92	0.22	-	238,240,241,241	0
85	MG	1	3763	1/1	0.94	0.31	-	34,34,34,34	0
84	OHX	AR	3676	7/7	0.92	0.29	-	196,197,198,198	0
85	MG	AR	3982	1/1	0.91	0.26	-	35,35,35,35	0
84	OHX	AR	3651	7/7	0.95	0.22	-	229,230,231,231	0
85	MG	AP	503	1/1	0.61	0.19	-	61,61,61,61	0
85	MG	1	3735	1/1	0.93	0.23	-	39,39,39,39	0
85	MG	1	3941	1/1	0.83	0.30	-	36,36,36,36	0
85	MG	AR	4238	1/1	0.97	0.48	-	27,27,27,27	0
85	MG	d3	201	1/1	0.96	0.13	-	48,48,48,48	0
85	MG	AR	4122	1/1	0.75	0.43	-	70,70,70,70	0
85	MG	A	2112	1/1	0.61	0.41	-	77,77,77,77	0
85	MG	AR	3844	1/1	0.92	0.26	-	25,25,25,25	0
85	MG	1	4118	1/1	0.98	0.23	-	87,87,87,87	0
85	MG	1	3760	1/1	0.94	0.62	-	26,26,26,26	0
85	MG	1	4144	1/1	0.94	0.20	-	59,59,59,59	0
85	MG	6	2080	1/1	0.94	0.15	-	53,53,53,53	0
85	MG	4	214	1/1	0.95	0.46	-	18,18,18,18	0
85	MG	1	3761	1/1	0.87	0.42	-	44,44,44,44	0
85	MG	1	3932	1/1	0.98	0.25	-	24,24,24,24	0
85	MG	1	4187	1/1	1.00	0.10	-	55,55,55,55	0
84	OHX	AR	3682	7/7	0.89	0.42	-	213,214,214,215	0
85	MG	b	101	1/1	0.87	0.22	-	57,57,57,57	0
84	OHX	AR	3735	7/7	0.86	0.31	-	246,247,248,248	0
85	MG	1	4020	1/1	0.96	0.12	-	38,38,38,38	0
85	MG	AR	3808	1/1	0.86	0.24	-	33,33,33,33	0

Continued on next page...

Continued from previous page...

Mol	Type	Chain	Res	Atoms	RSCC	RSR	LLDF	B-factors(\AA^2)	Q<0.9
85	MG	1	4139	1/1	0.96	0.18	-	29,29,29,29	0
84	OHX	CM	201	7/7	0.88	0.22	-	247,248,249,250	0
85	MG	A	2063	1/1	0.97	0.42	-	36,36,36,36	0
85	MG	1	3940	1/1	0.93	0.21	-	21,21,21,21	0
85	MG	1	4199	1/1	0.88	0.62	-	25,25,25,25	0
84	OHX	AR	3558	7/7	0.95	0.22	-	159,160,160,160	0
84	OHX	AR	3476	7/7	0.98	0.12	-	127,128,129,130	0
84	OHX	A	2037	7/7	0.93	0.28	-	238,240,241,241	0
85	MG	AR	3976	1/1	0.83	0.41	-	42,42,42,42	0
84	OHX	A	2025	7/7	0.85	0.24	-	249,252,253,253	0
85	MG	A	2132	1/1	0.91	0.27	-	71,71,71,71	0
84	OHX	6	1912	7/7	0.99	0.09	-	107,108,110,110	0
85	MG	1	3867	1/1	0.95	0.37	-	26,26,26,26	0
85	MG	AR	3751	1/1	0.98	0.21	-	29,29,29,29	0
85	MG	AR	4036	1/1	0.77	0.25	-	68,68,68,68	0
84	OHX	1	3598	7/7	0.96	0.14	-	173,173,174,175	0
84	OHX	1	3455	7/7	0.98	0.13	-	104,104,105,105	0
85	MG	1	3879	1/1	0.93	0.29	-	47,47,47,47	0
85	MG	AR	3990	1/1	0.81	0.41	-	37,37,37,37	0
85	MG	AR	4044	1/1	0.93	0.25	-	51,51,51,51	0
85	MG	AR	4035	1/1	0.92	0.20	-	39,39,39,39	0
85	MG	4	216	1/1	0.96	0.20	-	42,42,42,42	0
85	MG	1	4038	1/1	0.83	0.34	-	33,33,33,33	0
85	MG	1	4181	1/1	0.84	0.23	-	50,50,50,50	0
85	MG	A	2139	1/1	0.72	0.33	-	86,86,86,86	0
85	MG	1	4152	1/1	0.88	0.20	-	40,40,40,40	0
85	MG	AS	212	1/1	0.95	0.38	-	13,13,13,13	0
85	MG	A	2129	1/1	0.69	0.45	-	58,58,58,58	0
85	MG	3	218	1/1	0.78	0.31	-	49,49,49,49	0
84	OHX	c3	201	7/7	0.89	0.25	-	212,213,214,215	0
85	MG	1	4074	1/1	0.96	0.16	-	45,45,45,45	0
84	OHX	AR	3664	7/7	0.74	0.30	-	287,287,288,288	0
84	OHX	6	1931	7/7	0.97	0.12	-	151,152,153,153	0
85	MG	6	2089	1/1	0.93	0.25	-	34,34,34,34	0
85	MG	A	2126	1/1	0.93	0.16	-	48,48,48,48	0
85	MG	1	4212	1/1	0.99	0.32	-	27,27,27,27	0
84	OHX	4	202	7/7	0.97	0.11	-	157,158,158,158	0
85	MG	AR	3803	1/1	0.84	0.21	-	54,54,54,54	0
85	MG	1	3926	1/1	0.96	0.54	-	21,21,21,21	0
85	MG	1	3961	1/1	0.88	0.35	-	26,26,26,26	0
85	MG	1	4132	1/1	0.95	0.37	-	42,42,42,42	0
85	MG	A	2097	1/1	0.92	0.32	-	55,55,55,55	0

Continued on next page...

Continued from previous page...

Mol	Type	Chain	Res	Atoms	RSCC	RSR	LLDF	B-factors(\AA^2)	Q<0.9
85	MG	l	402	1/1	0.65	0.45	-	32,32,32,32	0
85	MG	AR	4093	1/1	0.82	0.34	-	46,46,46,46	0
85	MG	AS	216	1/1	0.80	0.68	-	41,41,41,41	0
85	MG	A	2069	1/1	0.85	0.29	-	36,36,36,36	0
85	MG	AR	4007	1/1	0.97	0.11	-	23,23,23,23	0
85	MG	A	2102	1/1	0.97	0.32	-	52,52,52,52	0
85	MG	A	2077	1/1	0.96	0.19	-	25,25,25,25	0
84	OHX	1	3570	7/7	0.94	0.15	-	202,203,204,205	0
84	OHX	1	3653	7/7	0.93	0.42	-	193,195,196,196	0
85	MG	1	4028	1/1	0.91	0.28	-	24,24,24,24	0
85	MG	1	3933	1/1	0.90	0.23	-	37,37,37,37	0
85	MG	z	203	1/1	0.87	0.20	-	45,45,45,45	0
85	MG	1	3975	1/1	0.89	0.17	-	43,43,43,43	0
85	MG	AR	3871	1/1	0.96	0.50	-	20,20,20,20	0
85	MG	6	2101	1/1	0.97	0.28	-	37,37,37,37	0
85	MG	AR	4149	1/1	0.97	0.13	-	28,28,28,28	0
85	MG	1	3967	1/1	0.94	0.16	-	47,47,47,47	0
85	MG	AR	3873	1/1	0.96	0.31	-	23,23,23,23	0
85	MG	AR	4054	1/1	0.94	0.24	-	33,33,33,33	0
85	MG	DC	203	1/1	0.84	0.25	-	35,35,35,35	0
85	MG	1	3799	1/1	0.95	0.29	-	28,28,28,28	0
85	MG	1	4016	1/1	0.94	0.17	-	11,11,11,11	0
85	MG	4	227	1/1	0.92	0.22	-	42,42,42,42	0
85	MG	AR	4156	1/1	0.82	0.49	-	71,71,71,71	0
84	OHX	6	1939	7/7	0.98	0.11	-	131,133,134,135	0
85	MG	1	3982	1/1	0.38	0.26	-	98,98,98,98	0
85	MG	CF	403	1/1	0.87	0.29	-	30,30,30,30	0
84	OHX	1	3525	7/7	0.98	0.10	-	151,152,153,154	0
84	OHX	AR	3678	7/7	0.91	0.53	-	238,238,239,239	0
84	OHX	AR	3629	7/7	0.92	0.31	-	209,210,211,212	0
85	MG	o	303	1/1	0.88	0.21	-	38,38,38,38	0
85	MG	1	4072	1/1	0.93	0.23	-	55,55,55,55	0
85	MG	1	4154	1/1	0.95	0.20	-	92,92,92,92	0
85	MG	AR	3818	1/1	0.88	0.27	-	45,45,45,45	0
85	MG	1	3950	1/1	0.84	0.11	-	70,70,70,70	0
85	MG	1	4134	1/1	0.85	0.19	-	50,50,50,50	0
85	MG	AR	4211	1/1	0.80	0.23	-	86,86,86,86	0
85	MG	A	2071	1/1	0.94	0.32	-	45,45,45,45	0
84	OHX	AR	3598	7/7	0.91	0.17	-	205,206,207,208	0
85	MG	AR	3956	1/1	0.91	0.20	-	41,41,41,41	0
85	MG	AR	4043	1/1	0.85	0.33	-	48,48,48,48	0
85	MG	AR	3843	1/1	0.98	0.24	-	13,13,13,13	0

Continued on next page...

Continued from previous page...

Mol	Type	Chain	Res	Atoms	RSCC	RSR	LLDF	B-factors(\AA^2)	Q<0.9
85	MG	AR	3977	1/1	0.92	0.55	-	26,26,26,26	0
85	MG	A	2114	1/1	0.91	0.36	-	41,41,41,41	0
85	MG	1	3959	1/1	0.94	0.23	-	54,54,54,54	0
85	MG	6	2131	1/1	0.96	0.38	-	32,32,32,32	0
85	MG	AR	4234	1/1	0.84	0.28	-	17,17,17,17	0
85	MG	6	2095	1/1	0.93	0.58	-	32,32,32,32	0
85	MG	3	219	1/1	0.94	0.14	-	77,77,77,77	0
85	MG	AR	3989	1/1	0.93	0.33	-	85,85,85,85	0
85	MG	1	3750	1/1	0.97	0.08	-	70,70,70,70	0
85	MG	A	2145	1/1	0.99	0.21	-	83,83,83,83	0
85	MG	3	215	1/1	0.93	0.23	-	39,39,39,39	0
85	MG	1	3952	1/1	0.92	0.16	-	34,34,34,34	0
85	MG	1	3749	1/1	0.87	0.35	-	38,38,38,38	0
85	MG	AR	3987	1/1	0.98	0.33	-	50,50,50,50	0
85	MG	1	4053	1/1	0.95	0.18	-	32,32,32,32	0
85	MG	6	2134	1/1	0.84	0.21	-	43,43,43,43	0
85	MG	AR	3921	1/1	0.95	0.27	-	10,10,10,10	0
85	MG	6	2102	1/1	0.94	0.30	-	14,14,14,14	0
85	MG	1	4122	1/1	0.95	0.49	-	45,45,45,45	0
84	OHX	AR	3720	7/7	0.70	0.34	-	267,269,269,270	0
85	MG	AR	3833	1/1	0.96	0.15	-	37,37,37,37	0
84	OHX	AR	3727	7/7	0.82	0.34	-	277,279,280,280	0
85	MG	1	4145	1/1	0.95	0.18	-	48,48,48,48	0
85	MG	AR	3841	1/1	0.99	0.32	-	25,25,25,25	0
85	MG	AR	4207	1/1	1.00	0.14	-	50,50,50,50	0
85	MG	1	4045	1/1	0.92	0.11	-	62,62,62,62	0
85	MG	AR	3827	1/1	0.94	0.45	-	40,40,40,40	0
85	MG	AR	4216	1/1	0.94	0.30	-	67,67,67,67	0
85	MG	AR	3884	1/1	0.90	0.27	-	27,27,27,27	0
85	MG	AR	4231	1/1	0.97	0.34	-	9,9,9,9	0
85	MG	AR	4060	1/1	0.90	0.27	-	56,56,56,56	0
85	MG	1	3824	1/1	0.65	0.26	-	77,77,77,77	0
85	MG	A	2138	1/1	0.97	0.29	-	35,35,35,35	0
85	MG	1	4025	1/1	0.93	0.24	-	34,34,34,34	0
85	MG	AR	3778	1/1	0.94	0.37	-	42,42,42,42	0
85	MG	A	2098	1/1	0.78	0.44	-	72,72,72,72	0
85	MG	6	2160	1/1	0.91	0.24	-	121,121,121,121	0
84	OHX	A	2007	7/7	0.85	0.20	-	275,277,278,279	0
85	MG	1	3861	1/1	0.97	0.14	-	65,65,65,65	0
84	OHX	1	3670	7/7	0.90	0.30	-	215,215,217,217	0
85	MG	1	3827	1/1	0.97	0.27	-	21,21,21,21	0
85	MG	AR	4151	1/1	0.69	0.28	-	30,30,30,30	0

Continued on next page...

Continued from previous page...

Mol	Type	Chain	Res	Atoms	RSCC	RSR	LLDF	B-factors(\AA^2)	Q<0.9
84	OHX	A	2005	7/7	0.90	0.45	-	204,206,207,207	0
85	MG	AR	3998	1/1	0.90	0.49	-	18,18,18,18	0
85	MG	AR	3920	1/1	0.96	0.34	-	19,19,19,19	0
85	MG	1	4160	1/1	0.93	0.26	-	40,40,40,40	0
85	MG	A	2094	1/1	0.62	0.28	-	110,110,110,110	0
85	MG	1	3864	1/1	0.82	0.50	-	33,33,33,33	0
85	MG	AR	4140	1/1	0.90	0.26	-	24,24,24,24	0
84	OHX	1	3674	7/7	0.87	0.36	-	212,212,213,213	0
85	MG	AR	3997	1/1	0.94	0.26	-	45,45,45,45	0
85	MG	AR	4113	1/1	0.96	0.30	-	17,17,17,17	0
84	OHX	6	2048	7/7	0.89	0.43	-	224,224,225,226	0
84	OHX	6	2018	7/7	0.96	0.27	-	186,187,188,189	0
85	MG	1	3895	1/1	0.90	0.27	-	29,29,29,29	0
85	MG	AR	4115	1/1	0.96	0.34	-	64,64,64,64	0
85	MG	1	3886	1/1	0.98	0.43	-	24,24,24,24	0
85	MG	AR	3960	1/1	0.94	0.15	-	17,17,17,17	0
85	MG	AS	220	1/1	0.82	0.21	-	42,42,42,42	0
85	MG	4	233	1/1	0.86	0.61	-	61,61,61,61	0
85	MG	AR	4130	1/1	0.89	0.17	-	19,19,19,19	0
85	MG	1	4100	1/1	0.83	0.30	-	87,87,87,87	0
85	MG	AR	4220	1/1	0.78	0.38	-	54,54,54,54	0
85	MG	AR	3972	1/1	0.93	0.30	-	38,38,38,38	0
84	OHX	CF	402	7/7	0.88	0.47	-	254,255,256,256	0
85	MG	AR	4132	1/1	0.98	0.08	-	36,36,36,36	0
85	MG	AR	3796	1/1	0.93	0.59	-	32,32,32,32	0
85	MG	AR	4016	1/1	0.91	0.45	-	104,104,104,104	0
84	OHX	AR	3468	7/7	0.98	0.11	-	111,112,113,114	0
84	OHX	1	3469	7/7	0.98	0.12	-	118,118,119,120	0
84	OHX	1	3513	7/7	0.97	0.13	-	140,141,142,142	0
85	MG	1	3935	1/1	0.96	0.24	-	24,24,24,24	0
85	MG	AR	3829	1/1	0.98	0.42	-	16,16,16,16	0
84	OHX	6	2020	7/7	0.95	0.23	-	177,178,179,179	0
84	OHX	AR	3665	7/7	0.95	0.26	-	189,189,189,189	0
85	MG	AR	3780	1/1	0.95	0.27	-	20,20,20,20	0
85	MG	AR	4039	1/1	0.91	0.28	-	37,37,37,37	0
85	MG	AR	3859	1/1	0.94	0.27	-	28,28,28,28	0
85	MG	AR	4104	1/1	0.91	0.30	-	55,55,55,55	0
85	MG	1	3954	1/1	0.96	0.16	-	45,45,45,45	0
85	MG	1	3880	1/1	0.90	0.51	-	29,29,29,29	0
85	MG	1	3908	1/1	0.97	0.36	-	14,14,14,14	0
85	MG	3	211	1/1	0.97	0.30	-	33,33,33,33	0
84	OHX	AR	3419	7/7	0.99	0.13	-	94,94,95,95	0

Continued on next page...

Continued from previous page...

Mol	Type	Chain	Res	Atoms	RSCC	RSR	LLDF	B-factors(\AA^2)	Q<0.9
85	MG	AR	3795	1/1	0.91	0.19	-	22,22,22,22	0
85	MG	CU	201	1/1	0.94	0.19	-	44,44,44,44	0
85	MG	A	2076	1/1	0.83	0.25	-	50,50,50,50	0
85	MG	AR	4144	1/1	0.96	0.15	-	35,35,35,35	0
85	MG	1	3939	1/1	0.86	0.32	-	29,29,29,29	0
84	OHX	AR	3647	7/7	0.92	0.31	-	203,204,205,205	0
85	MG	AR	4210	1/1	0.98	0.37	-	33,33,33,33	0
85	MG	6	2144	1/1	0.89	0.31	-	42,42,42,42	0
85	MG	AR	3893	1/1	0.73	0.58	-	40,40,40,40	0
85	MG	A	2058	1/1	0.96	0.48	-	27,27,27,27	0
85	MG	1	4121	1/1	0.91	0.28	-	32,32,32,32	0
85	MG	1	4073	1/1	0.70	0.30	-	79,79,79,79	0
84	OHX	1	3565	7/7	0.95	0.16	-	168,169,170,170	0
85	MG	1	4097	1/1	1.00	0.17	-	61,61,61,61	0
85	MG	6	2104	1/1	0.94	0.24	-	22,22,22,22	0
85	MG	1	4202	1/1	0.90	0.33	-	27,27,27,27	0
85	MG	AR	3904	1/1	0.97	0.73	-	11,11,11,11	0
85	MG	1	4003	1/1	0.85	0.41	-	46,46,46,46	0
85	MG	1	3787	1/1	0.98	0.28	-	15,15,15,15	0
85	MG	AR	4119	1/1	0.83	0.19	-	77,77,77,77	0
85	MG	AR	3742	1/1	0.93	0.34	-	29,29,29,29	0
85	MG	1	4043	1/1	0.90	0.35	-	40,40,40,40	0
85	MG	AR	4062	1/1	0.86	0.20	-	54,54,54,54	0
85	MG	1	3974	1/1	0.81	0.39	-	43,43,43,43	0
85	MG	1	4151	1/1	0.96	0.15	-	53,53,53,53	0
85	MG	CR	203	1/1	0.82	0.33	-	74,74,74,74	0
85	MG	4	223	1/1	0.97	0.26	-	44,44,44,44	0
85	MG	AR	3966	1/1	0.95	0.24	-	24,24,24,24	0
85	MG	k	403	1/1	0.99	0.21	-	24,24,24,24	0
85	MG	1	3878	1/1	0.98	0.18	-	36,36,36,36	0
85	MG	AR	3774	1/1	0.92	0.21	-	23,23,23,23	0
85	MG	AR	4069	1/1	0.93	0.20	-	53,53,53,53	0
85	MG	A	2103	1/1	0.71	0.43	-	64,64,64,64	0
85	MG	1	4014	1/1	0.78	0.16	-	46,46,46,46	0
84	OHX	AR	3625	7/7	0.94	0.19	-	216,216,218,219	0
85	MG	AR	4112	1/1	0.96	0.14	-	70,70,70,70	0
85	MG	AR	4034	1/1	0.91	0.25	-	42,42,42,42	0
85	MG	AR	3863	1/1	0.96	0.60	-	15,15,15,15	0
85	MG	x	207	1/1	0.97	0.15	-	17,17,17,17	0
85	MG	AR	3798	1/1	0.96	0.39	-	21,21,21,21	0
85	MG	AR	4222	1/1	0.98	0.15	-	27,27,27,27	0
85	MG	AS	225	1/1	0.96	0.15	-	67,67,67,67	0

Continued on next page...

Continued from previous page...

Mol	Type	Chain	Res	Atoms	RSCC	RSR	LLDF	B-factors(\AA^2)	Q<0.9
84	OHX	1	3709	7/7	0.83	0.43	-	229,231,231,232	0
84	OHX	1	3606	7/7	0.88	0.28	-	193,194,194,195	0
85	MG	AR	3861	1/1	0.96	0.42	-	16,16,16,16	0
85	MG	AR	3823	1/1	0.93	0.56	-	15,15,15,15	0
84	OHX	AR	3566	7/7	0.95	0.17	-	205,206,207,207	0
85	MG	AR	3784	1/1	0.84	0.38	-	29,29,29,29	0
84	OHX	6	2021	7/7	0.93	0.32	-	210,210,212,213	0
85	MG	AR	4150	1/1	0.96	0.12	-	49,49,49,49	0
85	MG	6	2070	1/1	0.96	0.56	-	17,17,17,17	0
85	MG	A	2134	1/1	0.90	0.55	-	34,34,34,34	0
84	OHX	A	2022	7/7	0.93	0.29	-	229,230,232,233	0
85	MG	1	3997	1/1	0.93	0.30	-	37,37,37,37	0
85	MG	A	2121	1/1	0.93	0.08	-	66,66,66,66	0
85	MG	AR	3908	1/1	0.98	0.46	-	18,18,18,18	0
85	MG	AR	3754	1/1	0.98	0.14	-	35,35,35,35	0
85	MG	1	3854	1/1	0.96	0.40	-	13,13,13,13	0
85	MG	4	218	1/1	0.92	0.52	-	7,7,7,7	0
85	MG	AR	4134	1/1	0.97	0.28	-	10,10,10,10	0
85	MG	4	220	1/1	0.98	0.37	-	37,37,37,37	0
85	MG	1	3877	1/1	0.89	0.13	-	44,44,44,44	0
85	MG	AR	4042	1/1	0.89	0.26	-	20,20,20,20	0
85	MG	1	3978	1/1	0.83	0.30	-	32,32,32,32	0
85	MG	AR	4075	1/1	0.92	0.32	-	35,35,35,35	0
85	MG	1	4027	1/1	0.75	0.35	-	51,51,51,51	0
84	OHX	1	3649	7/7	0.90	0.20	-	247,248,249,250	0
85	MG	AR	3766	1/1	0.90	0.23	-	21,21,21,21	0
85	MG	1	4107	1/1	0.60	0.28	-	66,66,66,66	0
85	MG	1	3814	1/1	0.97	0.31	-	39,39,39,39	0
85	MG	AR	3993	1/1	0.89	0.21	-	62,62,62,62	0
85	MG	s8	302	1/1	0.90	0.27	-	44,44,44,44	0
85	MG	AR	4077	1/1	0.81	0.34	-	49,49,49,49	0
85	MG	6	2152	1/1	0.77	0.30	-	57,57,57,57	0
84	OHX	A	2036	7/7	0.88	0.13	-	274,277,278,279	0
85	MG	AR	4059	1/1	0.78	0.15	-	67,67,67,67	0
85	MG	6	2115	1/1	0.96	0.36	-	36,36,36,36	0
85	MG	AR	4051	1/1	0.99	0.12	-	62,62,62,62	0
85	MG	AS	228	1/1	0.67	0.25	-	48,48,48,48	0
84	OHX	AR	3623	7/7	0.94	0.17	-	186,187,188,188	0
84	OHX	1	3724	7/7	0.89	0.51	-	243,244,245,246	0
85	MG	A	2045	1/1	0.93	0.42	-	35,35,35,35	0
85	MG	1	4035	1/1	0.97	0.19	-	131,131,131,131	0
84	OHX	1	3524	7/7	0.97	0.23	-	164,164,166,167	0

Continued on next page...

Continued from previous page...

Mol	Type	Chain	Res	Atoms	RSCC	RSR	LLDF	B-factors(\AA^2)	Q<0.9
85	MG	1	4196	1/1	0.96	0.36	-	35,35,35,35	0
85	MG	1	4203	1/1	0.93	0.52	-	34,34,34,34	0
85	MG	1	4150	1/1	0.86	1.02	-	73,73,73,73	0
85	MG	AR	4204	1/1	0.94	0.21	-	31,31,31,31	0
85	MG	1	4102	1/1	0.72	0.39	-	40,40,40,40	0
84	OHX	AR	3599	7/7	0.92	0.30	-	201,202,203,203	0
85	MG	1	4213	1/1	0.94	0.21	-	36,36,36,36	0
84	OHX	A	2032	7/7	0.91	0.19	-	234,236,237,239	0
85	MG	1	4125	1/1	0.94	0.20	-	58,58,58,58	0
85	MG	A	2146	1/1	0.88	0.61	-	29,29,29,29	0
85	MG	6	2179	1/1	0.79	0.30	-	52,52,52,52	0
84	OHX	6	1976	7/7	0.83	0.42	-	182,182,183,184	0
85	MG	1	3736	1/1	0.73	0.16	-	82,82,82,82	0
84	OHX	AR	3656	7/7	0.94	0.20	-	187,187,189,189	0
85	MG	CR	202	1/1	0.97	0.20	-	20,20,20,20	0
85	MG	CK	202	1/1	0.59	0.64	-	52,52,52,52	0
85	MG	1	4194	1/1	0.86	0.23	-	82,82,82,82	0
85	MG	6	2186	1/1	0.94	0.15	-	82,82,82,82	0
85	MG	AR	3791	1/1	0.91	0.47	-	32,32,32,32	0
85	MG	1	4214	1/1	0.95	0.18	-	50,50,50,50	0
84	OHX	1	3451	7/7	0.99	0.10	-	101,101,102,103	0
85	MG	1	3981	1/1	0.87	0.37	-	59,59,59,59	0
85	MG	1	4198	1/1	0.92	0.56	-	36,36,36,36	0
85	MG	1	3849	1/1	0.98	0.44	-	21,21,21,21	0
85	MG	AT	222	1/1	0.96	0.43	-	35,35,35,35	0
85	MG	AR	4217	1/1	0.68	0.24	-	65,65,65,65	0
85	MG	1	4033	1/1	0.89	0.25	-	57,57,57,57	0
85	MG	AR	4061	1/1	0.85	0.51	-	40,40,40,40	0
85	MG	1	3781	1/1	0.89	0.25	-	24,24,24,24	0
84	OHX	AR	3642	7/7	0.96	0.28	-	189,189,191,191	0
85	MG	AS	226	1/1	0.90	0.45	-	36,36,36,36	0
85	MG	1	4162	1/1	0.69	0.27	-	118,118,118,118	0
85	MG	6	2169	1/1	0.86	0.39	-	39,39,39,39	0
85	MG	1	4112	1/1	0.86	0.28	-	41,41,41,41	0
85	MG	6	2075	1/1	0.78	0.39	-	49,49,49,49	0
85	MG	AR	3760	1/1	0.96	0.39	-	21,21,21,21	0
85	MG	6	2178	1/1	0.95	0.24	-	26,26,26,26	0
85	MG	6	2168	1/1	0.77	0.40	-	50,50,50,50	0
85	MG	AR	4025	1/1	0.80	0.22	-	40,40,40,40	0
85	MG	A	2106	1/1	0.97	0.47	-	30,30,30,30	0
84	OHX	6	1943	7/7	0.97	0.11	-	147,149,150,150	0
85	MG	A	2113	1/1	0.89	0.25	-	35,35,35,35	0

Continued on next page...

Continued from previous page...

Mol	Type	Chain	Res	Atoms	RSCC	RSR	LLDF	B-factors(\AA^2)	Q<0.9
85	MG	AR	4162	1/1	0.81	0.26	-	54,54,54,54	0
85	MG	4	224	1/1	0.85	0.22	-	51,51,51,51	0
85	MG	AR	3772	1/1	0.85	0.53	-	81,81,81,81	0
85	MG	1	4088	1/1	0.88	0.22	-	28,28,28,28	0
84	OHX	6	2041	7/7	0.89	0.37	-	209,209,210,211	0
85	MG	AR	4086	1/1	0.81	0.38	-	28,28,28,28	0
85	MG	DR	502	1/1	0.76	0.36	-	76,76,76,76	0
84	OHX	AR	3738	7/7	0.86	0.24	-	270,271,272,272	0
85	MG	AR	4232	1/1	0.97	0.26	-	33,33,33,33	0
85	MG	AR	3775	1/1	0.87	0.27	-	16,16,16,16	0
84	OHX	1	3543	7/7	0.95	0.14	-	166,166,167,167	0
85	MG	1	3876	1/1	0.91	0.38	-	39,39,39,39	0
85	MG	3	217	1/1	0.94	0.15	-	48,48,48,48	0
85	MG	AR	4243	1/1	0.98	0.43	-	22,22,22,22	0
85	MG	AR	3932	1/1	0.98	0.38	-	25,25,25,25	0
85	MG	AR	3790	1/1	0.98	0.28	-	17,17,17,17	0
85	MG	AR	4013	1/1	0.95	0.34	-	38,38,38,38	0
85	MG	1	4004	1/1	0.93	0.21	-	31,31,31,31	0
85	MG	AR	3759	1/1	0.85	0.29	-	103,103,103,103	0
85	MG	1	4079	1/1	0.82	0.48	-	47,47,47,47	0
85	MG	AR	3781	1/1	0.96	0.34	-	11,11,11,11	0
84	OHX	1	3460	7/7	0.99	0.12	-	112,114,115,116	0
84	OHX	AR	3548	7/7	0.98	0.18	-	165,166,166,166	0
85	MG	1	4128	1/1	0.93	0.19	-	27,27,27,27	0
85	MG	AR	3996	1/1	0.76	0.33	-	38,38,38,38	0
85	MG	AR	3832	1/1	0.88	0.18	-	46,46,46,46	0
85	MG	AR	4202	1/1	0.74	0.51	-	72,72,72,72	0
85	MG	AR	4190	1/1	0.99	0.24	-	107,107,107,107	0
85	MG	AR	3804	1/1	0.72	0.45	-	36,36,36,36	0
84	OHX	AR	3574	7/7	0.97	0.27	-	171,172,173,173	0
84	OHX	1	3719	7/7	0.88	0.38	-	264,264,265,265	0
85	MG	AR	4020	1/1	0.92	0.14	-	69,69,69,69	0
85	MG	AR	3789	1/1	0.95	0.24	-	36,36,36,36	0
85	MG	1	3875	1/1	0.87	0.26	-	18,18,18,18	0
85	MG	A	2120	1/1	0.98	0.08	-	74,74,74,74	0
84	OHX	1	3573	7/7	0.97	0.10	-	196,196,197,197	0
85	MG	1	4143	1/1	0.99	0.07	-	53,53,53,53	0
85	MG	3	210	1/1	0.94	0.25	-	41,41,41,41	0
85	MG	1	4098	1/1	0.95	0.19	-	33,33,33,33	0
85	MG	l2	202	1/1	0.86	0.23	-	48,48,48,48	0
85	MG	1	4123	1/1	0.92	0.23	-	41,41,41,41	0
84	OHX	1	3600	7/7	0.86	0.45	-	258,258,259,259	0

Continued on next page...

Continued from previous page...

Mol	Type	Chain	Res	Atoms	RSCC	RSR	LLDF	B-factors(\AA^2)	Q<0.9
84	OHX	AR	3495	7/7	0.96	0.14	-	163,165,166,166	0
85	MG	6	2192	1/1	0.94	0.63	-	54,54,54,54	0
85	MG	1	3999	1/1	0.94	0.29	-	38,38,38,38	0
84	OHX	O	201	7/7	0.88	0.17	-	249,252,253,253	0
85	MG	1	3916	1/1	0.96	0.51	-	14,14,14,14	0
84	OHX	6	1936	7/7	0.96	0.18	-	145,146,146,146	0
84	OHX	AT	213	7/7	0.96	0.11	-	175,176,176,177	0
85	MG	AR	4237	1/1	0.87	0.31	-	26,26,26,26	0
85	MG	6	2077	1/1	0.98	0.56	-	51,51,51,51	0
84	OHX	AR	3718	7/7	0.76	0.34	-	255,256,257,257	0
85	MG	1	4011	1/1	0.92	0.18	-	38,38,38,38	0
85	MG	AR	4143	1/1	0.92	0.25	-	38,38,38,38	0
85	MG	1	3995	1/1	0.95	0.27	-	54,54,54,54	0
85	MG	AR	4003	1/1	0.93	0.36	-	73,73,73,73	0
85	MG	A	2140	1/1	0.92	0.29	-	55,55,55,55	0
85	MG	AR	4110	1/1	1.00	0.11	-	45,45,45,45	0
85	MG	AR	4031	1/1	0.96	0.25	-	31,31,31,31	0
85	MG	4	222	1/1	0.85	0.45	-	61,61,61,61	0
85	MG	1	3811	1/1	0.94	0.21	-	42,42,42,42	0
85	MG	6	2197	1/1	0.87	0.31	-	57,57,57,57	0
85	MG	1	3980	1/1	0.93	0.26	-	19,19,19,19	0
84	OHX	AR	3615	7/7	0.95	0.24	-	169,170,171,171	0
85	MG	AR	4067	1/1	0.95	0.29	-	98,98,98,98	0
85	MG	6	2188	1/1	0.94	0.33	-	55,55,55,55	0
85	MG	1	3771	1/1	0.98	0.48	-	23,23,23,23	0
85	MG	AR	4229	1/1	0.96	0.46	-	23,23,23,23	0
85	MG	AR	3888	1/1	0.86	0.46	-	33,33,33,33	0
85	MG	AR	4198	1/1	0.96	0.24	-	34,34,34,34	0
85	MG	1	3966	1/1	0.61	0.21	-	62,62,62,62	0
85	MG	1	4083	1/1	0.98	0.11	-	34,34,34,34	0
85	MG	6	2158	1/1	0.95	0.19	-	64,64,64,64	0
85	MG	AR	3981	1/1	0.96	0.18	-	17,17,17,17	0
85	MG	AR	4100	1/1	0.84	0.35	-	67,67,67,67	0
85	MG	AR	4029	1/1	0.87	0.35	-	32,32,32,32	0
85	MG	6	2059	1/1	0.98	0.42	-	40,40,40,40	0
85	MG	AR	3799	1/1	0.97	0.17	-	83,83,83,83	0
85	MG	AR	3838	1/1	0.94	0.61	-	21,21,21,21	0
85	MG	1	3868	1/1	0.98	0.58	-	9,9,9,9	0
85	MG	1	4002	1/1	0.91	0.22	-	104,104,104,104	0
85	MG	AR	3828	1/1	0.92	0.30	-	47,47,47,47	0
85	MG	1	4070	1/1	0.83	0.30	-	37,37,37,37	0
85	MG	1	3778	1/1	0.94	0.19	-	20,20,20,20	0

Continued on next page...

Continued from previous page...

Mol	Type	Chain	Res	Atoms	RSCC	RSR	LLDF	B-factors(\AA^2)	Q<0.9
85	MG	AR	4170	1/1	0.81	0.36	-	128,128,128,128	0
85	MG	1	3786	1/1	0.86	0.42	-	37,37,37,37	0
85	MG	1	4041	1/1	0.83	0.46	-	38,38,38,38	0
85	MG	1	4109	1/1	0.83	0.33	-	37,37,37,37	0
84	OHX	A	1981	7/7	0.94	0.10	-	231,234,235,236	0
85	MG	1	3828	1/1	0.98	0.41	-	29,29,29,29	0
85	MG	AR	3949	1/1	0.96	0.38	-	19,19,19,19	0
85	MG	1	3789	1/1	0.76	0.70	-	51,51,51,51	0
84	OHX	AT	208	7/7	0.97	0.12	-	154,154,155,155	0
84	OHX	AR	3636	7/7	0.96	0.17	-	187,188,188,189	0
85	MG	A	2096	1/1	0.98	0.26	-	51,51,51,51	0
85	MG	6	2090	1/1	0.89	0.42	-	45,45,45,45	0
84	OHX	1	3512	7/7	0.95	0.12	-	170,172,172,173	0
85	MG	AR	3883	1/1	0.99	0.34	-	12,12,12,12	0
85	MG	AR	3819	1/1	0.99	0.50	-	53,53,53,53	0
84	OHX	AR	3616	7/7	0.93	0.35	-	210,210,211,212	0
85	MG	6	2163	1/1	0.96	0.12	-	60,60,60,60	0
84	OHX	AR	3605	7/7	0.91	0.14	-	194,195,196,196	0
84	OHX	1	3630	7/7	0.93	0.19	-	199,200,200,201	0
85	MG	AT	227	1/1	0.81	0.36	-	73,73,73,73	0
84	OHX	A	2041	7/7	0.89	0.41	-	201,203,204,204	0
85	MG	AR	4004	1/1	0.95	0.33	-	27,27,27,27	0
85	MG	AR	3916	1/1	0.94	0.41	-	3,3,3,3	0
85	MG	1	4177	1/1	0.86	0.21	-	45,45,45,45	0
85	MG	1	3796	1/1	0.94	0.19	-	33,33,33,33	0
85	MG	AR	4193	1/1	0.78	0.56	-	62,62,62,62	0
85	MG	1	3893	1/1	0.98	0.28	-	38,38,38,38	0
85	MG	AR	4117	1/1	0.91	0.23	-	53,53,53,53	0
84	OHX	1	3556	7/7	0.92	0.19	-	180,181,182,183	0
84	OHX	6	1916	7/7	0.99	0.11	-	102,103,104,104	0
85	MG	6	2128	1/1	0.90	0.29	-	53,53,53,53	0
85	MG	AR	4153	1/1	0.87	0.26	-	52,52,52,52	0
84	OHX	A	2000	7/7	0.91	0.22	-	194,195,196,197	0
84	OHX	6	1949	7/7	0.97	0.13	-	165,167,168,168	0
84	OHX	1	3633	7/7	0.91	0.17	-	193,194,195,197	0
85	MG	6	2072	1/1	0.92	0.23	-	36,36,36,36	0
84	OHX	1	3628	7/7	0.93	0.20	-	234,235,236,237	0
85	MG	AR	3793	1/1	0.97	0.55	-	23,23,23,23	0
85	MG	6	2088	1/1	0.94	0.38	-	30,30,30,30	0
85	MG	AR	4137	1/1	0.95	0.16	-	57,57,57,57	0
85	MG	1	4081	1/1	0.94	0.11	-	35,35,35,35	0
85	MG	AR	4041	1/1	0.90	0.12	-	47,47,47,47	0

Continued on next page...

Continued from previous page...

Mol	Type	Chain	Res	Atoms	RSCC	RSR	LLDF	B-factors(\AA^2)	Q<0.9
85	MG	s1	301	1/1	1.00	0.16	-	67,67,67,67	0
85	MG	1	3856	1/1	0.99	0.31	-	15,15,15,15	0
85	MG	AR	4125	1/1	0.84	0.22	-	62,62,62,62	0
85	MG	AR	3912	1/1	0.98	0.54	-	1,1,1,1	0
85	MG	1	3943	1/1	0.97	0.32	-	22,22,22,22	0
85	MG	1	4042	1/1	0.94	0.16	-	65,65,65,65	0
85	MG	1	4050	1/1	0.89	0.30	-	34,34,34,34	0
84	OHX	AR	3637	7/7	0.90	0.30	-	204,205,205,205	0
85	MG	1	3762	1/1	0.83	0.48	-	40,40,40,40	0
85	MG	1	4005	1/1	0.92	0.63	-	37,37,37,37	0
85	MG	AR	4123	1/1	0.91	0.25	-	39,39,39,39	0
84	OHX	3	202	7/7	0.96	0.13	-	176,177,177,178	0
85	MG	AR	4046	1/1	0.96	0.19	-	45,45,45,45	0
85	MG	1	3991	1/1	0.97	0.25	-	30,30,30,30	0
85	MG	AR	4160	1/1	0.97	0.26	-	31,31,31,31	0
85	MG	A	2135	1/1	0.73	0.61	-	50,50,50,50	0
85	MG	6	2141	1/1	0.96	0.21	-	56,56,56,56	0
85	MG	AR	3771	1/1	0.88	0.22	-	24,24,24,24	0
85	MG	AR	3955	1/1	0.86	0.25	-	32,32,32,32	0
85	MG	AS	221	1/1	0.84	0.20	-	36,36,36,36	0
85	MG	1	4009	1/1	0.94	0.40	-	41,41,41,41	0
85	MG	1	3990	1/1	0.95	0.41	-	36,36,36,36	0
85	MG	AR	3837	1/1	0.95	0.17	-	16,16,16,16	0
85	MG	AR	4103	1/1	0.93	0.16	-	35,35,35,35	0
85	MG	DF	201	1/1	0.94	0.31	-	30,30,30,30	0
85	MG	6	2114	1/1	0.95	0.36	-	28,28,28,28	0
85	MG	AR	4010	1/1	0.93	0.43	-	28,28,28,28	0
85	MG	AR	4126	1/1	0.89	0.29	-	73,73,73,73	0
84	OHX	AR	3670	7/7	0.83	0.29	-	229,230,230,231	0
85	MG	AR	3968	1/1	0.86	0.33	-	29,29,29,29	0
85	MG	1	3863	1/1	0.97	0.43	-	25,25,25,25	0
84	OHX	AR	3588	7/7	0.95	0.16	-	176,177,178,178	0
84	OHX	1	3663	7/7	0.95	0.32	-	214,216,217,217	0
85	MG	A	2089	1/1	0.73	0.49	-	65,65,65,65	0
84	OHX	AR	3434	7/7	0.99	0.16	-	87,87,88,88	0
84	OHX	A	1952	7/7	0.96	0.26	-	181,183,185,185	0
85	MG	AR	4148	1/1	0.93	0.13	-	36,36,36,36	0
84	OHX	z	201	7/7	0.90	0.23	-	257,258,259,259	0
84	OHX	AR	3487	7/7	0.98	0.12	-	116,117,117,117	0
85	MG	AR	3928	1/1	0.94	0.26	-	10,10,10,10	0
85	MG	AR	3879	1/1	0.94	0.55	-	21,21,21,21	0
85	MG	AR	4129	1/1	0.96	0.32	-	21,21,21,21	0

Continued on next page...

Continued from previous page...

Mol	Type	Chain	Res	Atoms	RSCC	RSR	LLDF	B-factors(\AA^2)	Q<0.9
85	MG	1	3897	1/1	0.91	0.38	-	13,13,13,13	0
85	MG	1	3836	1/1	0.98	0.24	-	17,17,17,17	0
85	MG	1	3802	1/1	0.94	0.21	-	32,32,32,32	0
85	MG	1	4210	1/1	0.95	0.32	-	32,32,32,32	0
85	MG	AR	3962	1/1	0.86	0.20	-	43,43,43,43	0
84	OHX	1	3616	7/7	0.96	0.22	-	177,177,178,178	0
85	MG	1	3794	1/1	0.96	0.22	-	31,31,31,31	0
84	OHX	AR	3628	7/7	0.92	0.27	-	209,210,211,211	0
85	MG	AS	222	1/1	0.98	0.23	-	13,13,13,13	0
85	MG	AR	3746	1/1	0.58	0.29	-	39,39,39,39	0
85	MG	A	2127	1/1	0.78	0.30	-	55,55,55,55	0
85	MG	AS	215	1/1	0.94	0.67	-	12,12,12,12	0
85	MG	AS	224	1/1	0.89	0.26	-	55,55,55,55	0
85	MG	1	3901	1/1	0.99	0.49	-	12,12,12,12	0
85	MG	1	3757	1/1	0.93	0.13	-	46,46,46,46	0
85	MG	AR	3821	1/1	0.98	0.35	-	26,26,26,26	0
85	MG	1	4031	1/1	0.82	0.41	-	38,38,38,38	0
85	MG	1	4012	1/1	0.94	0.20	-	26,26,26,26	0
85	MG	AR	4219	1/1	0.86	0.33	-	47,47,47,47	0
85	MG	1	4067	1/1	0.96	0.19	-	24,24,24,24	0
85	MG	1	4133	1/1	0.91	0.46	-	28,28,28,28	0
85	MG	AR	3800	1/1	0.98	0.28	-	22,22,22,22	0
85	MG	AR	4186	1/1	0.95	0.34	-	33,33,33,33	0
85	MG	AR	4154	1/1	0.89	0.10	-	50,50,50,50	0
85	MG	AR	4241	1/1	0.42	0.56	-	59,59,59,59	0
85	MG	AR	4194	1/1	0.92	0.27	-	47,47,47,47	0
85	MG	AR	3869	1/1	0.96	0.40	-	12,12,12,12	0
85	MG	1	4040	1/1	0.82	0.53	-	42,42,42,42	0
84	OHX	A	1960	7/7	0.94	0.15	-	225,226,227,228	0
84	OHX	1	3673	7/7	0.95	0.16	-	192,193,194,194	0
85	MG	1	4183	1/1	0.75	0.47	-	41,41,41,41	0
85	MG	AR	4027	1/1	0.97	0.26	-	33,33,33,33	0
85	MG	AR	4184	1/1	0.93	0.20	-	35,35,35,35	0
85	MG	1	3800	1/1	0.96	0.40	-	37,37,37,37	0
85	MG	AR	4124	1/1	0.93	0.17	-	54,54,54,54	0
85	MG	1	4167	1/1	0.99	0.15	-	52,52,52,52	0
84	OHX	1	3567	7/7	0.96	0.23	-	177,178,178,179	0
85	MG	AR	4203	1/1	0.90	0.35	-	37,37,37,37	0
84	OHX	AR	3657	7/7	0.93	0.34	-	207,207,209,209	0
84	OHX	6	1905	7/7	0.99	0.20	-	100,100,101,101	0
85	MG	AR	4012	1/1	0.86	0.24	-	50,50,50,50	0
85	MG	1	3751	1/1	0.88	0.16	-	50,50,50,50	0

Continued on next page...

Continued from previous page...

Mol	Type	Chain	Res	Atoms	RSCC	RSR	LLDF	B-factors(\AA^2)	Q<0.9
85	MG	AR	3970	1/1	0.93	0.22	-	53,53,53,53	0
85	MG	A	2068	1/1	0.83	0.46	-	68,68,68,68	0
85	MG	1	4001	1/1	0.80	0.32	-	65,65,65,65	0
85	MG	AR	4208	1/1	0.92	0.24	-	62,62,62,62	0
85	MG	A	2046	1/1	0.59	0.20	-	56,56,56,56	0
84	OHX	A	1978	7/7	0.94	0.14	-	210,212,214,214	0
85	MG	A	2148	1/1	0.87	0.43	-	103,103,103,103	0
85	MG	AR	4214	1/1	0.78	0.43	-	61,61,61,61	0
85	MG	A	2073	1/1	0.61	0.41	-	65,65,65,65	0
85	MG	AR	3903	1/1	0.98	0.41	-	5,5,5,5	0
85	MG	1	4193	1/1	0.96	0.37	-	9,9,9,9	0
84	OHX	6	1992	7/7	0.94	0.22	-	185,186,187,188	0
85	MG	AR	3986	1/1	0.84	0.86	-	41,41,41,41	0
85	MG	6	2100	1/1	0.97	0.44	-	16,16,16,16	0
85	MG	1	3971	1/1	0.98	0.18	-	63,63,63,63	0
85	MG	1	4093	1/1	0.92	0.47	-	16,16,16,16	0
84	OHX	6	1935	7/7	0.98	0.12	-	136,137,138,139	0
85	MG	1	3767	1/1	0.90	0.12	-	34,34,34,34	0
85	MG	1	3907	1/1	0.95	0.38	-	13,13,13,13	0
85	MG	6	2116	1/1	0.91	0.42	-	41,41,41,41	0
85	MG	1	3823	1/1	0.96	0.20	-	51,51,51,51	0
85	MG	AR	3770	1/1	0.87	0.36	-	36,36,36,36	0
85	MG	1	3977	1/1	0.89	0.36	-	21,21,21,21	0
85	MG	6	2171	1/1	0.95	0.23	-	34,34,34,34	0
85	MG	1	4082	1/1	0.97	0.13	-	22,22,22,22	0
84	OHX	AR	3551	7/7	0.97	0.19	-	161,162,163,164	0
84	OHX	1	3648	7/7	0.90	0.27	-	258,259,260,260	0
85	MG	1	3942	1/1	0.97	0.37	-	20,20,20,20	0
85	MG	1	4159	1/1	0.93	0.15	-	42,42,42,42	0
85	MG	A	2124	1/1	0.80	0.74	-	57,57,57,57	0
85	MG	AR	3913	1/1	0.89	0.35	-	20,20,20,20	0
85	MG	DD	101	1/1	0.88	0.23	-	32,32,32,32	0
84	OHX	AR	3724	7/7	0.91	0.34	-	203,204,205,205	0
84	OHX	AR	3544	7/7	0.97	0.11	-	177,178,179,179	0
84	OHX	6	2054	7/7	0.85	0.24	-	253,254,256,256	0
85	MG	AT	226	1/1	0.82	0.34	-	44,44,44,44	0
85	MG	1	4176	1/1	0.93	0.19	-	27,27,27,27	0
85	MG	1	4023	1/1	0.89	0.72	-	44,44,44,44	0
85	MG	6	2085	1/1	0.83	0.42	-	40,40,40,40	0
85	MG	6	2110	1/1	0.81	0.33	-	40,40,40,40	0
85	MG	1	3964	1/1	0.83	0.33	-	51,51,51,51	0
85	MG	3	220	1/1	0.95	0.34	-	31,31,31,31	0

Continued on next page...

Continued from previous page...

Mol	Type	Chain	Res	Atoms	RSCC	RSR	LLDF	B-factors(\AA^2)	Q<0.9
85	MG	AR	3822	1/1	0.88	0.14	-	52,52,52,52	0
84	OHX	1	3614	7/7	0.95	0.18	-	199,200,201,203	0
84	OHX	AR	3632	7/7	0.90	0.14	-	227,227,228,228	0
85	MG	AR	4045	1/1	0.96	0.12	-	33,33,33,33	0
85	MG	t	201	1/1	0.85	0.25	-	37,37,37,37	0
85	MG	1	3871	1/1	0.87	0.28	-	27,27,27,27	0
85	MG	AT	201	1/1	0.94	0.29	-	31,31,31,31	0
85	MG	1	3774	1/1	0.89	0.21	-	84,84,84,84	0
85	MG	1	4076	1/1	0.73	0.27	-	71,71,71,71	0
85	MG	1	3754	1/1	0.92	0.32	-	38,38,38,38	0
85	MG	9	201	1/1	0.89	0.19	-	33,33,33,33	0
85	MG	1	3958	1/1	0.93	0.20	-	54,54,54,54	0
85	MG	1	3888	1/1	0.95	0.26	-	21,21,21,21	0
85	MG	AR	4118	1/1	0.98	0.28	-	29,29,29,29	0
85	MG	AR	3805	1/1	0.90	0.18	-	39,39,39,39	0
85	MG	1	4120	1/1	0.92	0.18	-	46,46,46,46	0
85	MG	AR	3848	1/1	0.95	0.25	-	15,15,15,15	0
85	MG	AR	4096	1/1	0.89	0.27	-	53,53,53,53	0
84	OHX	6	2010	7/7	0.90	0.24	-	213,214,215,216	0
85	MG	l	403	1/1	0.95	0.26	-	20,20,20,20	0
85	MG	AR	3894	1/1	0.97	0.50	-	24,24,24,24	0
85	MG	AR	3923	1/1	0.80	0.66	-	32,32,32,32	0
85	MG	AT	229	1/1	0.96	0.33	-	30,30,30,30	0
85	MG	1	3779	1/1	0.88	0.31	-	29,29,29,29	0
85	MG	AR	3747	1/1	0.90	0.22	-	23,23,23,23	0
85	MG	1	3844	1/1	0.96	0.44	-	9,9,9,9	0
85	MG	1	3792	1/1	0.97	0.26	-	16,16,16,16	0
85	MG	AR	4168	1/1	0.96	0.32	-	45,45,45,45	0
85	MG	AS	217	1/1	0.98	0.16	-	18,18,18,18	0
85	MG	AR	3945	1/1	0.95	0.43	-	22,22,22,22	0
85	MG	AR	4142	1/1	0.90	0.42	-	55,55,55,55	0
85	MG	6	2136	1/1	0.97	0.25	-	29,29,29,29	0
85	MG	AR	4049	1/1	0.95	0.09	-	74,74,74,74	0
85	MG	AR	3999	1/1	0.97	0.37	-	28,28,28,28	0
85	MG	w	201	1/1	0.95	0.17	-	33,33,33,33	0
84	OHX	A	1934	7/7	0.94	0.14	-	176,177,179,179	0
85	MG	6	2067	1/1	0.97	0.34	-	41,41,41,41	0
85	MG	1	4092	1/1	0.70	0.16	-	53,53,53,53	0
85	MG	1	3957	1/1	0.93	0.42	-	29,29,29,29	0
84	OHX	AR	3679	7/7	0.94	0.24	-	218,220,221,221	0
84	OHX	1	3720	7/7	0.90	0.23	-	197,197,199,199	0
85	MG	1	4096	1/1	0.86	0.57	-	53,53,53,53	0

Continued on next page...

Continued from previous page...

Mol	Type	Chain	Res	Atoms	RSCC	RSR	LLDF	B-factors(\AA^2)	Q<0.9
84	OHX	AR	3708	7/7	0.91	0.30	-	228,228,229,229	0
84	OHX	AR	3561	7/7	0.96	0.19	-	171,171,172,172	0
85	MG	AR	4066	1/1	0.97	0.17	-	35,35,35,35	0
85	MG	AR	4121	1/1	0.93	0.37	-	42,42,42,42	0
84	OHX	1	3477	7/7	0.97	0.13	-	118,119,120,120	0
85	MG	1	3841	1/1	0.96	0.30	-	19,19,19,19	0
84	OHX	CO	201	7/7	0.83	0.33	-	281,282,283,284	0
84	OHX	AR	3719	7/7	0.89	0.25	-	220,220,221,221	0
85	MG	6	2190	1/1	0.67	0.41	-	84,84,84,84	0
85	MG	AR	4213	1/1	0.94	0.21	-	34,34,34,34	0
85	MG	AR	4147	1/1	0.73	0.21	-	62,62,62,62	0
85	MG	A	2065	1/1	0.86	0.34	-	31,31,31,31	0
85	MG	1	4078	1/1	0.73	0.21	-	44,44,44,44	0
85	MG	1	4136	1/1	0.74	0.38	-	49,49,49,49	0
84	OHX	AR	3573	7/7	0.94	0.19	-	178,178,179,180	0
85	MG	1	3865	1/1	0.98	0.47	-	13,13,13,13	0
85	MG	A	2093	1/1	0.88	0.19	-	93,93,93,93	0
84	OHX	1	3707	7/7	0.83	0.25	-	237,237,239,239	0
85	MG	DH	202	1/1	0.94	0.16	-	30,30,30,30	0
85	MG	AR	4155	1/1	0.85	0.29	-	27,27,27,27	0
85	MG	AR	3874	1/1	0.97	0.31	-	18,18,18,18	0
84	OHX	1	3696	7/7	0.92	0.54	-	240,240,241,242	0
85	MG	A	2116	1/1	0.82	0.33	-	49,49,49,49	0
85	MG	1	3948	1/1	0.97	0.40	-	46,46,46,46	0
85	MG	AR	4158	1/1	0.92	0.30	-	21,21,21,21	0
85	MG	A	2137	1/1	0.79	0.34	-	40,40,40,40	0
85	MG	1	4115	1/1	0.98	0.17	-	97,97,97,97	0
84	OHX	1	3699	7/7	0.75	0.23	-	304,306,307,308	0
85	MG	AR	3881	1/1	0.98	0.41	-	12,12,12,12	0
85	MG	A	2104	1/1	0.82	0.27	-	131,131,131,131	0
85	MG	1	3909	1/1	0.97	0.18	-	24,24,24,24	0
85	MG	A	2060	1/1	0.98	0.41	-	20,20,20,20	0
85	MG	AR	4161	1/1	0.74	0.38	-	56,56,56,56	0
85	MG	A	2111	1/1	0.93	0.22	-	68,68,68,68	0
85	MG	AR	3812	1/1	0.62	0.41	-	46,46,46,46	0
85	MG	3	213	1/1	0.86	0.51	-	23,23,23,23	0
85	MG	AR	3748	1/1	0.93	0.24	-	41,41,41,41	0
85	MG	d6	101	1/1	0.91	0.24	-	37,37,37,37	0
85	MG	1	4179	1/1	0.88	0.15	-	42,42,42,42	0
85	MG	4	215	1/1	0.93	0.49	-	23,23,23,23	0
85	MG	1	4111	1/1	0.86	0.65	-	62,62,62,62	0
85	MG	1	3830	1/1	0.78	0.57	-	60,60,60,60	0

Continued on next page...

Continued from previous page...

Mol	Type	Chain	Res	Atoms	RSCC	RSR	LLDF	B-factors(\AA^2)	Q<0.9
85	MG	1	4126	1/1	0.98	0.33	-	30,30,30,30	0
85	MG	4	230	1/1	0.92	0.17	-	54,54,54,54	0
85	MG	AR	3752	1/1	0.94	0.53	-	16,16,16,16	0
84	OHX	6	2044	7/7	0.92	0.35	-	238,238,239,240	0
85	MG	AR	3880	1/1	0.77	0.43	-	20,20,20,20	0
85	MG	AR	4233	1/1	0.80	0.40	-	55,55,55,55	0
85	MG	1	4105	1/1	0.91	0.51	-	64,64,64,64	0
85	MG	AR	3750	1/1	0.94	0.39	-	19,19,19,19	0
85	MG	1	3788	1/1	0.94	0.33	-	34,34,34,34	0
85	MG	AR	4164	1/1	0.77	0.32	-	30,30,30,30	0
84	OHX	A	1943	7/7	0.91	0.25	-	161,163,164,165	0
85	MG	1	3947	1/1	0.81	0.42	-	34,34,34,34	0
84	OHX	1	3559	7/7	0.95	0.16	-	182,183,184,184	0
85	MG	1	4173	1/1	0.97	0.14	-	33,33,33,33	0
85	MG	1	3855	1/1	0.94	0.44	-	26,26,26,26	0
85	MG	AR	3826	1/1	0.70	0.61	-	42,42,42,42	0
85	MG	1	4130	1/1	0.94	0.27	-	68,68,68,68	0
85	MG	6	2185	1/1	0.50	0.59	-	60,60,60,60	0
85	MG	6	2195	1/1	0.74	0.37	-	64,64,64,64	0
85	MG	1	3821	1/1	0.86	0.56	-	37,37,37,37	0
85	MG	AR	4023	1/1	0.93	0.11	-	36,36,36,36	0
85	MG	1	3812	1/1	0.94	0.37	-	29,29,29,29	0
85	MG	AR	4019	1/1	0.95	0.14	-	29,29,29,29	0
84	OHX	AR	3585	7/7	0.96	0.16	-	165,166,167,167	0
85	MG	AR	4009	1/1	0.95	0.28	-	25,25,25,25	0
85	MG	AR	4181	1/1	0.90	0.20	-	37,37,37,37	0
85	MG	1	4022	1/1	0.96	0.18	-	24,24,24,24	0
85	MG	CQ	202	1/1	0.89	0.19	-	26,26,26,26	0
85	MG	1	3807	1/1	0.89	0.31	-	37,37,37,37	0
85	MG	6	2182	1/1	0.81	0.28	-	53,53,53,53	0
85	MG	1	3963	1/1	0.83	0.16	-	69,69,69,69	0
85	MG	AR	3984	1/1	0.91	0.34	-	49,49,49,49	0
85	MG	1	4184	1/1	0.84	0.23	-	55,55,55,55	0
85	MG	DR	503	1/1	0.69	0.33	-	54,54,54,54	0
85	MG	AR	4227	1/1	0.97	0.53	-	18,18,18,18	0
85	MG	1	3846	1/1	0.98	0.38	-	16,16,16,16	0
85	MG	AR	3995	1/1	0.90	0.11	-	38,38,38,38	0
85	MG	1	4019	1/1	0.97	0.19	-	31,31,31,31	0
85	MG	1	4021	1/1	0.92	0.24	-	29,29,29,29	0
85	MG	1	3973	1/1	0.97	0.26	-	33,33,33,33	0
85	MG	AR	4078	1/1	0.98	0.31	-	23,23,23,23	0
85	MG	6	2196	1/1	0.91	0.38	-	46,46,46,46	0

Continued on next page...

Continued from previous page...

Mol	Type	Chain	Res	Atoms	RSCC	RSR	LLDF	B-factors(\AA^2)	Q<0.9
84	OHX	6	2029	7/7	0.86	0.45	-	246,248,249,250	0
85	MG	1	4059	1/1	0.97	0.26	-	32,32,32,32	0
85	MG	6	2112	1/1	0.96	0.54	-	25,25,25,25	0
85	MG	A	2141	1/1	0.98	0.32	-	73,73,73,73	0
85	MG	1	4168	1/1	0.94	0.21	-	51,51,51,51	0
85	MG	AR	3899	1/1	0.86	0.35	-	46,46,46,46	0
85	MG	6	2071	1/1	0.79	0.20	-	73,73,73,73	0
85	MG	x	206	1/1	0.85	0.36	-	32,32,32,32	0
85	MG	6	2146	1/1	0.99	0.14	-	44,44,44,44	0
85	MG	1	3733	1/1	0.88	0.44	-	33,33,33,33	0
85	MG	1	3972	1/1	0.98	0.31	-	31,31,31,31	0
85	MG	4	213	1/1	0.84	0.48	-	34,34,34,34	0
85	MG	1	4182	1/1	0.89	0.36	-	49,49,49,49	0
85	MG	AR	3860	1/1	0.96	0.47	-	6,6,6,6	0
85	MG	1	4201	1/1	0.98	0.53	-	31,31,31,31	0
85	MG	AR	4176	1/1	0.90	0.20	-	52,52,52,52	0
85	MG	AR	3944	1/1	0.95	0.37	-	39,39,39,39	0
85	MG	1	4058	1/1	0.87	0.15	-	37,37,37,37	0
85	MG	1	3775	1/1	0.82	0.14	-	59,59,59,59	0
85	MG	AT	228	1/1	0.96	0.22	-	34,34,34,34	0
85	MG	1	4062	1/1	0.92	0.19	-	33,33,33,33	0
85	MG	1	3994	1/1	0.97	0.21	-	32,32,32,32	0
85	MG	6	2133	1/1	0.90	0.29	-	51,51,51,51	0
84	OHX	1	3631	7/7	0.92	0.18	-	198,199,199,199	0
85	MG	1	3758	1/1	0.77	0.46	-	31,31,31,31	0
85	MG	6	2118	1/1	0.97	0.25	-	54,54,54,54	0
84	OHX	6	2028	7/7	0.79	0.29	-	248,250,252,252	0
85	MG	AS	230	1/1	0.97	0.27	-	67,67,67,67	0
84	OHX	6	2012	7/7	0.94	0.11	-	188,189,190,191	0
85	MG	AR	4178	1/1	0.94	0.23	-	48,48,48,48	0
84	OHX	AR	3733	7/7	0.89	0.52	-	289,291,292,292	0
84	OHX	CZ	201	7/7	0.72	0.34	-	303,304,305,305	0
85	MG	AR	3892	1/1	0.96	0.44	-	19,19,19,19	0
84	OHX	1	3442	7/7	0.98	0.12	-	98,99,99,100	0
85	MG	1	4158	1/1	0.94	0.15	-	29,29,29,29	0
85	MG	1	3742	1/1	0.92	0.37	-	19,19,19,19	0
85	MG	1	4015	1/1	0.91	0.17	-	38,38,38,38	0
85	MG	AR	4235	1/1	0.98	0.40	-	15,15,15,15	0
85	MG	A	2084	1/1	0.73	0.16	-	53,53,53,53	0
85	MG	6	2069	1/1	0.92	0.59	-	26,26,26,26	0
85	MG	s	300	1/1	0.83	0.13	-	53,53,53,53	0
84	OHX	1	3639	7/7	0.97	0.29	-	201,203,203,204	0

Continued on next page...

Continued from previous page...

Mol	Type	Chain	Res	Atoms	RSCC	RSR	LLDF	B-factors(\AA^2)	Q<0.9
85	MG	AR	4182	1/1	0.96	0.47	-	48,48,48,48	0
85	MG	AR	4055	1/1	0.82	0.39	-	47,47,47,47	0
85	MG	AR	3855	1/1	0.90	0.13	-	37,37,37,37	0
85	MG	s2	301	1/1	0.94	0.61	-	46,46,46,46	0
84	OHX	AR	3627	7/7	0.97	0.20	-	173,173,174,174	0
85	MG	AR	4082	1/1	0.88	0.24	-	48,48,48,48	0
85	MG	1	3928	1/1	0.96	0.13	-	32,32,32,32	0
85	MG	AR	4022	1/1	0.95	0.21	-	41,41,41,41	0
85	MG	AR	3830	1/1	0.88	0.29	-	30,30,30,30	0
85	MG	AR	4071	1/1	0.82	0.36	-	32,32,32,32	0
85	MG	AR	4002	1/1	0.95	0.41	-	42,42,42,42	0
85	MG	1	4119	1/1	0.81	0.29	-	35,35,35,35	0
85	MG	6	2060	1/1	0.91	0.67	-	23,23,23,23	0
85	MG	1	4110	1/1	0.90	0.27	-	37,37,37,37	0
84	OHX	A	1989	7/7	0.91	0.28	-	253,254,256,256	0
85	MG	6	2180	1/1	0.97	0.16	-	94,94,94,94	0
85	MG	AR	3980	1/1	0.90	0.21	-	32,32,32,32	0
85	MG	AR	4159	1/1	0.82	0.22	-	64,64,64,64	0
84	OHX	1	3599	7/7	0.95	0.11	-	190,191,192,193	0
85	MG	1	4108	1/1	0.90	0.26	-	33,33,33,33	0
85	MG	AR	3954	1/1	0.97	0.34	-	36,36,36,36	0
85	MG	AR	3950	1/1	0.85	0.25	-	41,41,41,41	0
85	MG	4	229	1/1	0.93	0.26	-	57,57,57,57	0
85	MG	1	4180	1/1	0.86	0.45	-	55,55,55,55	0
85	MG	AR	3870	1/1	0.97	0.23	-	14,14,14,14	0
85	MG	AR	4218	1/1	0.85	0.26	-	31,31,31,31	0
84	OHX	AR	3513	7/7	0.98	0.11	-	152,153,154,154	0
85	MG	1	3906	1/1	0.95	0.23	-	29,29,29,29	0
85	MG	Y	201	1/1	0.80	0.47	-	51,51,51,51	0
84	OHX	1	3562	7/7	0.97	0.08	-	200,200,201,202	0
85	MG	1	4174	1/1	0.83	0.33	-	54,54,54,54	0
85	MG	1	4175	1/1	0.71	0.79	-	91,91,91,91	0
85	MG	AR	4106	1/1	0.95	0.19	-	55,55,55,55	0
85	MG	1	3776	1/1	0.95	0.28	-	29,29,29,29	0
84	OHX	AR	3726	7/7	0.87	0.42	-	220,220,221,221	0
85	MG	1	3845	1/1	0.99	0.36	-	14,14,14,14	0
85	MG	1	3780	1/1	0.90	0.27	-	26,26,26,26	0
84	OHX	AR	3550	7/7	0.96	0.17	-	164,164,165,165	0
85	MG	1	4141	1/1	0.84	0.33	-	36,36,36,36	0
85	MG	6	2123	1/1	0.85	0.30	-	60,60,60,60	0
84	OHX	6	1969	7/7	0.94	0.14	-	163,163,165,165	0
85	MG	6	2126	1/1	0.94	0.33	-	39,39,39,39	0

Continued on next page...

Continued from previous page...

Mol	Type	Chain	Res	Atoms	RSCC	RSR	LLDF	B-factors(\AA^2)	Q<0.9
85	MG	6	2174	1/1	0.73	0.25	-	66,66,66,66	0
85	MG	AR	4057	1/1	0.96	0.17	-	46,46,46,46	0
85	MG	1	4051	1/1	0.91	0.37	-	63,63,63,63	0
85	MG	1	3769	1/1	0.88	0.45	-	61,61,61,61	0
85	MG	6	2107	1/1	0.96	0.41	-	24,24,24,24	0
85	MG	1	3869	1/1	0.98	0.34	-	33,33,33,33	0
85	MG	1	4090	1/1	0.93	0.10	-	54,54,54,54	0
85	MG	AR	4015	1/1	0.85	0.35	-	43,43,43,43	0
85	MG	1	4220	1/1	0.97	0.22	-	25,25,25,25	0
85	MG	1	4066	1/1	0.95	0.29	-	66,66,66,66	0
85	MG	6	2172	1/1	0.94	0.20	-	32,32,32,32	0
85	MG	AR	3902	1/1	0.95	0.69	-	24,24,24,24	0
85	MG	6	2176	1/1	0.97	0.16	-	73,73,73,73	0
85	MG	1	3853	1/1	0.86	0.52	-	61,61,61,61	0
85	MG	A	2074	1/1	0.95	0.55	-	38,38,38,38	0
85	MG	AR	4152	1/1	0.78	0.17	-	152,152,152,152	0
85	MG	1	4113	1/1	0.83	0.66	-	54,54,54,54	0
85	MG	AR	4063	1/1	0.89	0.17	-	39,39,39,39	0
85	MG	AR	3886	1/1	0.98	0.25	-	15,15,15,15	0
85	MG	4	232	1/1	0.89	0.29	-	43,43,43,43	0
85	MG	AT	231	1/1	0.83	0.56	-	46,46,46,46	0
85	MG	1	4104	1/1	0.97	0.22	-	32,32,32,32	0
85	MG	1	3986	1/1	0.91	0.13	-	30,30,30,30	0
84	OHX	3	205	7/7	0.93	0.13	-	169,171,171,173	0
85	MG	AR	3897	1/1	0.85	0.53	-	18,18,18,18	0
84	OHX	6	1975	7/7	0.97	0.16	-	160,161,162,162	0
85	MG	AR	4209	1/1	0.82	0.27	-	48,48,48,48	0
85	MG	AR	4128	1/1	0.78	0.17	-	54,54,54,54	0
84	OHX	4	207	7/7	0.97	0.10	-	174,175,175,176	0
85	MG	1	4032	1/1	0.86	0.29	-	49,49,49,49	0
85	MG	DE	201	1/1	0.85	0.15	-	55,55,55,55	0
85	MG	A	2075	1/1	0.68	0.37	-	48,48,48,48	0
85	MG	AS	219	1/1	0.90	0.31	-	35,35,35,35	0
85	MG	AR	3994	1/1	0.87	0.41	-	44,44,44,44	0
85	MG	1	3784	1/1	0.97	0.30	-	30,30,30,30	0
84	OHX	1	3610	7/7	0.96	0.28	-	212,212,212,212	0
85	MG	A	2149	1/1	0.92	0.36	-	49,49,49,49	0
85	MG	AR	3876	1/1	0.92	0.43	-	30,30,30,30	0
85	MG	DC	201	1/1	0.96	0.36	-	16,16,16,16	0
85	MG	AR	4098	1/1	0.96	0.18	-	27,27,27,27	0
85	MG	A	2091	1/1	0.88	0.44	-	60,60,60,60	0
85	MG	AR	3758	1/1	0.95	0.35	-	81,81,81,81	0

Continued on next page...

Continued from previous page...

Mol	Type	Chain	Res	Atoms	RSCC	RSR	LLDF	B-factors(\AA^2)	Q<0.9
85	MG	AR	3961	1/1	0.94	0.19	-	23,23,23,23	0
85	MG	6	2125	1/1	0.93	0.26	-	63,63,63,63	0
85	MG	DP	101	1/1	0.92	0.20	-	43,43,43,43	0
85	MG	AR	3924	1/1	0.97	0.47	-	13,13,13,13	0
85	MG	1	4026	1/1	0.95	0.54	-	44,44,44,44	0
85	MG	1	4008	1/1	0.73	1.07	-	76,76,76,76	0
85	MG	1	4095	1/1	0.78	0.37	-	53,53,53,53	0
85	MG	6	2153	1/1	0.89	0.24	-	39,39,39,39	0
85	MG	1	3740	1/1	0.95	0.41	-	7,7,7,7	0
85	MG	AR	3854	1/1	0.96	0.21	-	28,28,28,28	0
84	OHX	6	2031	7/7	0.91	0.27	-	210,211,213,213	0
85	MG	AR	4080	1/1	0.98	0.17	-	16,16,16,16	0
85	MG	AR	4073	1/1	0.96	0.15	-	33,33,33,33	0
84	OHX	AR	3569	7/7	0.96	0.10	-	182,182,183,183	0
85	MG	1	4106	1/1	0.81	0.38	-	30,30,30,30	0
85	MG	1	3951	1/1	0.88	0.33	-	43,43,43,43	0
84	OHX	1	3652	7/7	0.97	0.17	-	173,174,174,174	0
85	MG	AR	3814	1/1	0.97	0.33	-	27,27,27,27	0
85	MG	1	3743	1/1	0.94	0.39	-	23,23,23,23	0
84	OHX	AR	3702	7/7	0.86	0.41	-	218,219,220,220	0
84	OHX	A	2039	7/7	0.88	0.29	-	264,266,268,268	0
85	MG	AR	3786	1/1	0.97	0.19	-	16,16,16,16	0
85	MG	6	2193	1/1	0.20	0.90	-	76,76,76,76	0
85	MG	1	4129	1/1	0.69	0.38	-	51,51,51,51	0
85	MG	AR	4070	1/1	0.94	0.12	-	42,42,42,42	0
84	OHX	1	3641	7/7	0.94	0.23	-	195,196,197,197	0
85	MG	A	2043	1/1	0.96	0.26	-	47,47,47,47	0
84	OHX	A	1929	7/7	0.95	0.23	-	157,159,160,160	0
85	MG	1	4080	1/1	0.94	0.34	-	55,55,55,55	0
85	MG	1	3885	1/1	0.97	0.49	-	10,10,10,10	0
85	MG	1	3968	1/1	0.59	0.29	-	50,50,50,50	0
85	MG	6	2173	1/1	0.95	0.19	-	69,69,69,69	0
85	MG	A	2143	1/1	0.93	0.21	-	151,151,151,151	0
85	MG	A	2088	1/1	0.84	0.27	-	66,66,66,66	0
84	OHX	AR	3658	7/7	0.94	0.27	-	177,177,179,179	0
85	MG	1	4024	1/1	0.93	0.37	-	15,15,15,15	0
85	MG	AR	3919	1/1	0.95	0.56	-	11,11,11,11	0
85	MG	AR	4131	1/1	0.85	0.56	-	59,59,59,59	0
85	MG	AR	3831	1/1	0.91	0.32	-	45,45,45,45	0
85	MG	AR	3877	1/1	0.97	0.39	-	14,14,14,14	0
84	OHX	1	3676	7/7	0.84	0.42	-	223,223,225,225	0
85	MG	1	3752	1/1	0.99	0.28	-	27,27,27,27	0

Continued on next page...

Continued from previous page...

Mol	Type	Chain	Res	Atoms	RSCC	RSR	LLDF	B-factors(\AA^2)	Q<0.9
85	MG	AR	4024	1/1	0.71	0.42	-	33,33,33,33	0
84	OHX	AR	3528	7/7	0.97	0.11	-	147,147,148,149	0
85	MG	1	3837	1/1	0.99	0.64	-	25,25,25,25	0
85	MG	A	2117	1/1	0.89	0.20	-	52,52,52,52	0
84	OHX	3	208	7/7	0.92	0.16	-	230,231,232,233	0
84	OHX	1	3615	7/7	0.92	0.39	-	185,186,186,187	0
85	MG	3	212	1/1	0.95	0.30	-	27,27,27,27	0
85	MG	AR	4206	1/1	0.86	0.40	-	31,31,31,31	0
85	MG	1	3985	1/1	0.88	0.34	-	22,22,22,22	0
85	MG	1	4171	1/1	0.91	0.14	-	26,26,26,26	0
85	MG	AR	3835	1/1	0.87	0.39	-	41,41,41,41	0
84	OHX	AR	3453	7/7	0.97	0.12	-	127,128,128,128	0
85	MG	AR	3815	1/1	0.86	0.19	-	75,75,75,75	0
84	OHX	AR	3687	7/7	0.78	0.36	-	244,245,246,247	0
84	OHX	1	3726	7/7	0.83	0.42	-	231,232,233,233	0
85	MG	1	4211	1/1	0.97	0.37	-	21,21,21,21	0
85	MG	CO	203	1/1	0.90	0.21	-	46,46,46,46	0
85	MG	6	2117	1/1	0.99	0.41	-	21,21,21,21	0
85	MG	AS	218	1/1	0.90	0.22	-	52,52,52,52	0
85	MG	AR	3988	1/1	0.83	0.31	-	32,32,32,32	0
85	MG	1	4056	1/1	0.89	0.39	-	82,82,82,82	0
85	MG	AR	4127	1/1	0.87	0.25	-	67,67,67,67	0
84	OHX	AR	3710	7/7	0.90	0.32	-	213,215,216,216	0
85	MG	D	301	1/1	0.82	0.58	-	42,42,42,42	0
85	MG	A	2131	1/1	0.91	0.13	-	88,88,88,88	0
85	MG	AR	3979	1/1	0.92	0.24	-	45,45,45,45	0
84	OHX	6	2014	7/7	0.94	0.23	-	219,220,221,221	0
85	MG	1	3798	1/1	0.94	0.19	-	29,29,29,29	0
84	OHX	AR	3634	7/7	0.92	0.18	-	213,214,215,216	0
84	OHX	1	3730	7/7	0.97	0.14	-	141,142,143,143	0
84	OHX	6	2047	7/7	0.89	0.32	-	237,239,240,241	0
85	MG	AR	4230	1/1	0.93	0.40	-	68,68,68,68	0
85	MG	AR	4166	1/1	0.98	0.11	-	58,58,58,58	0
85	MG	6	2097	1/1	0.75	0.30	-	79,79,79,79	0
85	MG	AR	3948	1/1	0.92	0.23	-	16,16,16,16	0
85	MG	AR	4199	1/1	0.93	0.28	-	64,64,64,64	0
85	MG	A	2107	1/1	0.76	0.24	-	69,69,69,69	0
85	MG	6	2081	1/1	0.80	0.31	-	94,94,94,94	0
85	MG	CQ	204	1/1	0.97	0.33	-	48,48,48,48	0
85	MG	AR	4195	1/1	0.97	0.17	-	21,21,21,21	0
84	OHX	AR	3508	7/7	0.96	0.21	-	139,139,140,140	0
84	OHX	AR	3519	7/7	0.98	0.12	-	135,135,136,136	0

Continued on next page...

Continued from previous page...

Mol	Type	Chain	Res	Atoms	RSCC	RSR	LLDF	B-factors(\AA^2)	Q<0.9
85	MG	AR	3744	1/1	0.94	0.47	-	20,20,20,20	0
85	MG	1	3851	1/1	0.94	0.24	-	34,34,34,34	0
84	OHX	1	3552	7/7	0.96	0.20	-	173,174,175,175	0
85	MG	1	4101	1/1	0.85	0.22	-	37,37,37,37	0
85	MG	1	4146	1/1	0.92	0.16	-	39,39,39,39	0
84	OHX	6	2001	7/7	0.92	0.40	-	211,211,212,213	0
85	MG	AR	4179	1/1	0.90	0.21	-	58,58,58,58	0
85	MG	6	2074	1/1	0.91	0.31	-	37,37,37,37	0
85	MG	1	4094	1/1	0.99	0.13	-	43,43,43,43	0
84	OHX	AR	3535	7/7	0.96	0.14	-	157,157,158,158	0
85	MG	AR	4223	1/1	0.83	0.35	-	54,54,54,54	0
84	OHX	1	3659	7/7	0.93	0.14	-	208,210,211,211	0
85	MG	AR	3834	1/1	0.87	0.18	-	30,30,30,30	0
85	MG	1	3773	1/1	0.98	0.46	-	15,15,15,15	0
85	MG	A	2090	1/1	0.96	0.28	-	46,46,46,46	0
85	MG	AR	3767	1/1	1.00	0.11	-	34,34,34,34	0
85	MG	1	4206	1/1	0.77	0.46	-	28,28,28,28	0
85	MG	A	2059	1/1	0.95	0.40	-	25,25,25,25	0
85	MG	AR	3769	1/1	0.93	0.13	-	35,35,35,35	0
85	MG	1	4013	1/1	0.98	0.22	-	56,56,56,56	0
84	OHX	AR	3639	7/7	0.88	0.18	-	211,212,213,213	0
85	MG	1	4200	1/1	0.97	0.34	-	18,18,18,18	0
85	MG	x	203	1/1	0.79	0.26	-	64,64,64,64	0
85	MG	1	3891	1/1	0.87	0.66	-	16,16,16,16	0
85	MG	AR	4183	1/1	0.84	0.20	-	93,93,93,93	0
85	MG	1	4114	1/1	0.95	0.14	-	33,33,33,33	0
85	MG	6	2079	1/1	0.93	0.34	-	37,37,37,37	0
85	MG	1	3988	1/1	0.90	0.26	-	46,46,46,46	0
84	OHX	1	3634	7/7	0.93	0.21	-	206,207,207,209	0
84	OHX	AR	3445	7/7	0.98	0.13	-	94,94,94,95	0
85	MG	A	2099	1/1	0.94	0.76	-	64,64,64,64	0
85	MG	1	4163	1/1	0.86	0.40	-	68,68,68,68	0
85	MG	1	3834	1/1	0.92	0.42	-	18,18,18,18	0
84	OHX	A	1951	7/7	0.95	0.20	-	203,205,207,207	0
85	MG	AR	4053	1/1	0.95	0.27	-	50,50,50,50	0
84	OHX	AR	3571	7/7	0.95	0.18	-	194,194,195,195	0
85	MG	6	2099	1/1	0.94	0.22	-	19,19,19,19	0
85	MG	6	2063	1/1	0.98	0.28	-	31,31,31,31	0
85	MG	AR	3839	1/1	0.90	0.37	-	30,30,30,30	0
85	MG	6	2138	1/1	0.94	0.58	-	49,49,49,49	0
85	MG	AR	4014	1/1	0.98	0.35	-	32,32,32,32	0
85	MG	1	4077	1/1	0.96	0.15	-	42,42,42,42	0

Continued on next page...

Continued from previous page...

Mol	Type	Chain	Res	Atoms	RSCC	RSR	LLDF	B-factors(\AA^2)	Q<0.9
84	OHX	A	1995	7/7	0.93	0.15	-	206,207,208,209	0
84	OHX	1	3691	7/7	0.94	0.30	-	206,207,208,208	0
85	MG	1	4085	1/1	0.84	0.28	-	43,43,43,43	0
85	MG	AR	4215	1/1	0.91	0.23	-	72,72,72,72	0
85	MG	AR	4056	1/1	0.83	0.29	-	44,44,44,44	0
84	OHX	1	3711	7/7	0.83	0.26	-	301,302,304,304	0
85	MG	A	2048	1/1	0.84	0.18	-	42,42,42,42	0
84	OHX	1	3704	7/7	0.90	0.40	-	277,278,278,278	0
85	MG	d5	201	1/1	0.90	0.09	-	67,67,67,67	0
85	MG	6	2094	1/1	0.98	0.28	-	24,24,24,24	0
85	MG	x	204	1/1	0.95	0.15	-	18,18,18,18	0
85	MG	1	4017	1/1	0.85	0.21	-	59,59,59,59	0
85	MG	AR	4116	1/1	0.96	0.29	-	105,105,105,105	0
85	MG	AR	4074	1/1	0.84	0.30	-	44,44,44,44	0
85	MG	1	3793	1/1	0.98	0.46	-	12,12,12,12	0
84	OHX	AR	3711	7/7	0.88	0.20	-	227,227,228,228	0
84	OHX	1	3703	7/7	0.84	0.59	-	259,259,260,261	0
85	MG	1	3970	1/1	0.96	0.25	-	59,59,59,59	0
85	MG	6	2167	1/1	0.85	0.41	-	52,52,52,52	0
85	MG	1	4075	1/1	0.93	0.23	-	20,20,20,20	0
84	OHX	AR	3732	7/7	0.86	0.54	-	245,246,247,247	0
85	MG	6	2191	1/1	0.98	0.29	-	47,47,47,47	0
84	OHX	AR	3447	7/7	0.99	0.13	-	88,88,89,89	0
84	OHX	AR	3725	7/7	0.89	0.34	-	261,263,264,264	0
84	OHX	AR	3713	7/7	0.91	0.16	-	247,247,248,249	0
85	MG	1	4131	1/1	0.71	0.33	-	38,38,38,38	0
84	OHX	c8	201	7/7	0.94	0.15	-	198,199,200,201	0
84	OHX	1	3499	7/7	0.99	0.10	-	124,125,126,126	0
85	MG	1	3860	1/1	0.95	0.47	-	19,19,19,19	0
84	OHX	AR	3456	7/7	0.98	0.12	-	109,110,110,111	0
85	MG	AR	3811	1/1	0.89	0.30	-	25,25,25,25	0
84	OHX	1	3497	7/7	0.97	0.12	-	140,141,142,142	0
84	OHX	AS	208	7/7	0.82	0.30	-	226,226,228,228	0
85	MG	4	231	1/1	0.89	0.26	-	30,30,30,30	0
85	MG	A	2080	1/1	0.96	0.52	-	45,45,45,45	0
85	MG	AR	4038	1/1	0.95	0.26	-	30,30,30,30	0
85	MG	AR	4169	1/1	0.94	0.14	-	34,34,34,34	0
85	MG	AR	4097	1/1	0.93	0.33	-	26,26,26,26	0
85	MG	AR	3813	1/1	0.69	0.33	-	54,54,54,54	0
85	MG	AR	4163	1/1	0.96	0.12	-	30,30,30,30	0
85	MG	AR	4085	1/1	0.94	0.30	-	37,37,37,37	0
85	MG	1	4018	1/1	0.96	0.24	-	26,26,26,26	0

Continued on next page...

Continued from previous page...

Mol	Type	Chain	Res	Atoms	RSCC	RSR	LLDF	B-factors(\AA^2)	Q<0.9
85	MG	A	2050	1/1	0.95	0.32	-	68,68,68,68	0
84	OHX	1	3619	7/7	0.92	0.39	-	190,191,192,193	0
84	OHX	AR	3680	7/7	0.93	0.40	-	220,222,222,223	0
85	MG	1	4138	1/1	0.89	0.37	-	37,37,37,37	0
85	MG	1	3946	1/1	0.95	0.17	-	68,68,68,68	0
85	MG	1	3783	1/1	0.94	0.29	-	27,27,27,27	0
85	MG	1	3936	1/1	0.97	0.13	-	48,48,48,48	0
85	MG	6	2189	1/1	0.89	0.29	-	67,67,67,67	0
84	OHX	A	1906	7/7	0.99	0.17	-	112,113,113,113	0
84	OHX	A	1983	7/7	0.96	0.20	-	188,190,192,192	0
85	MG	1	3826	1/1	0.95	0.26	-	44,44,44,44	0
85	MG	CD	302	1/1	0.89	0.75	-	39,39,39,39	0
85	MG	1	4164	1/1	0.96	0.16	-	48,48,48,48	0
85	MG	1	3894	1/1	0.96	0.42	-	26,26,26,26	0
85	MG	AR	3792	1/1	0.92	0.39	-	28,28,28,28	0
85	MG	6	2170	1/1	0.76	0.45	-	46,46,46,46	0
85	MG	d3	203	1/1	0.88	0.23	-	29,29,29,29	0
85	MG	AR	4221	1/1	0.81	0.27	-	49,49,49,49	0
85	MG	AR	3967	1/1	0.88	0.34	-	64,64,64,64	0
85	MG	1	3892	1/1	0.98	0.52	-	14,14,14,14	0
84	OHX	1	3547	7/7	0.94	0.20	-	168,169,170,170	0
85	MG	1	3808	1/1	0.81	0.42	-	54,54,54,54	0
85	MG	AR	4021	1/1	0.83	0.33	-	36,36,36,36	0
85	MG	A	2118	1/1	0.52	0.95	-	75,75,75,75	0
85	MG	AR	4028	1/1	0.90	0.24	-	44,44,44,44	0
85	MG	AR	4146	1/1	0.88	0.40	-	37,37,37,37	0
85	MG	1	4197	1/1	0.97	0.13	-	48,48,48,48	0
85	MG	1	3842	1/1	0.93	0.58	-	27,27,27,27	0
85	MG	1	4140	1/1	0.69	0.48	-	49,49,49,49	0
85	MG	6	2164	1/1	0.93	0.19	-	63,63,63,63	0
84	OHX	6	1990	7/7	0.92	0.33	-	238,238,239,240	0
85	MG	AR	4197	1/1	0.98	0.24	-	29,29,29,29	0
84	OHX	AS	204	7/7	0.98	0.12	-	140,141,141,141	0
84	OHX	1	3437	7/7	0.98	0.14	-	100,101,102,102	0
85	MG	AR	4212	1/1	0.93	0.12	-	48,48,48,48	0
85	MG	DO	202	1/1	0.86	0.27	-	46,46,46,46	0
85	MG	3	214	1/1	0.99	0.42	-	12,12,12,12	0
85	MG	1	3782	1/1	0.94	0.41	-	44,44,44,44	0
85	MG	1	3998	1/1	0.90	0.24	-	65,65,65,65	0
85	MG	AR	3807	1/1	0.91	0.24	-	27,27,27,27	0
85	MG	AR	4109	1/1	0.96	0.23	-	42,42,42,42	0
85	MG	AR	3782	1/1	0.89	0.27	-	30,30,30,30	0

Continued on next page...

Continued from previous page...

Mol	Type	Chain	Res	Atoms	RSCC	RSR	LLDF	B-factors(\AA^2)	Q<0.9
85	MG	AS	211	1/1	0.96	0.29	-	22,22,22,22	0
85	MG	AR	3907	1/1	0.93	0.36	-	20,20,20,20	0
84	OHX	AR	3624	7/7	0.94	0.30	-	210,211,212,212	0
85	MG	AS	229	1/1	0.81	0.29	-	68,68,68,68	0
85	MG	AR	4244	1/1	0.92	0.34	-	44,44,44,44	0
85	MG	AR	3794	1/1	0.89	0.34	-	19,19,19,19	0
85	MG	A	2151	1/1	0.86	0.10	-	72,72,72,72	0
84	OHX	A	1969	7/7	0.92	0.20	-	220,222,223,223	0
85	MG	6	2130	1/1	0.91	0.26	-	42,42,42,42	0
85	MG	AR	4171	1/1	0.94	0.43	-	59,59,59,59	0
85	MG	1	3759	1/1	0.71	0.34	-	69,69,69,69	0
85	MG	AR	3969	1/1	0.94	0.25	-	38,38,38,38	0
84	OHX	4	204	7/7	0.96	0.28	-	160,160,161,161	0
85	MG	AR	4180	1/1	0.87	0.47	-	93,93,93,93	0
85	MG	1	4000	1/1	0.93	0.42	-	36,36,36,36	0
85	MG	3	216	1/1	0.94	0.21	-	35,35,35,35	0
84	OHX	AR	3666	7/7	0.91	0.20	-	217,218,218,219	0
84	OHX	A	1930	7/7	0.97	0.16	-	164,165,166,167	0
85	MG	AR	4088	1/1	0.94	0.15	-	50,50,50,50	0
85	MG	AR	4052	1/1	0.92	0.32	-	28,28,28,28	0
84	OHX	1	3508	7/7	0.98	0.12	-	140,142,143,144	0
85	MG	1	3744	1/1	0.96	0.73	-	43,43,43,43	0

6.5 Other polymers

There are no such residues in this entry.