



Full wwPDB NMR Structure Validation Report ⓘ

Feb 13, 2017 – 01:02 am GMT

PDB ID : 2MHK
Title : E. coli LpoA N-terminal domain
Authors : Jean, N.L.; Bougault, C.; Lodge, A.; Derouaux, A.; Callens, G.; Egan, A.;
Lewis, R.J.; Vollmer, W.; Simorre, J.
Deposited on : 2013-11-26

This is a Full wwPDB NMR Structure Validation Report for a publicly released PDB entry.

We welcome your comments at validation@mail.wwpdb.org

A user guide is available at

<http://wwpdb.org/validation/2016/NMRValidationReportHelp>

with specific help available everywhere you see the ⓘ symbol.

The following versions of software and data (see [references ⓘ](#)) were used in the production of this report:

Cyrange : Kirchner and Güntert (2011)
NmrClust : Kelley et al. (1996)
MolProbity : 4.02b-467
Percentile statistics : 20161228.v01 (using entries in the PDB archive December 28th 2016)
RCI : v_1n_11_5_13_A (Berjanski et al., 2005)
PANAV : Wang et al. (2010)
ShiftChecker : trunk28760
Ideal geometry (proteins) : Engh & Huber (2001)
Ideal geometry (DNA, RNA) : Parkinson et al. (1996)
Validation Pipeline (wwPDB-VP) : recalc28949

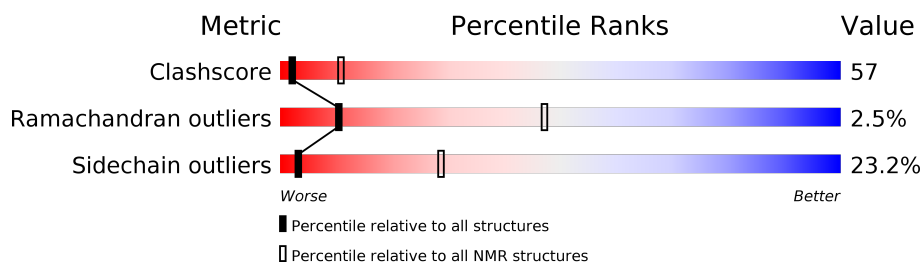
1 Overall quality at a glance

The following experimental techniques were used to determine the structure:

SOLUTION NMR

The overall completeness of chemical shifts assignment is 88%.

Percentile scores (ranging between 0-100) for global validation metrics of the entry are shown in the following graphic. The table shows the number of entries on which the scores are based.



Metric	Whole archive (#Entries)	NMR archive (#Entries)
Clashscore	125131	11601
Ramachandran outliers	121729	10391
Sidechain outliers	121581	10367

The table below summarises the geometric issues observed across the polymeric chains and their fit to the experimental data. The red, orange, yellow and green segments indicate the fraction of residues that contain outliers for ≥ 3 , 2, 1 and 0 types of geometric quality criteria. A cyan segment indicates the fraction of residues that are not part of the well-defined cores, and a grey segment represents the fraction of residues that are not modelled. The numeric value for each fraction is indicated below the corresponding segment, with a dot representing fractions $\leq 5\%$

Mol	Chain	Length	Quality of chain
1	A	250	<div> <div></div> <div>25%</div> <div>47%</div> <div>14%</div> <div>14%</div> </div>

2 Ensemble composition and analysis

This entry contains 20 models. Model 10 is the overall representative, medoid model (most similar to other models). The authors have identified model 1 as representative, based on the following criterion: *lowest energy*.

The following residues are included in the computation of the global validation metrics.

Well-defined (core) protein residues			
Well-defined core	Residue range (total)	Backbone RMSD (Å)	Medoid model
1	A:28-A:188, A:192-A:246 (216)	0.16	10

Ill-defined regions of proteins are excluded from the global statistics.

Ligands and non-protein polymers are included in the analysis.

The models can be grouped into 2 clusters and 3 single-model clusters were found.

Cluster number	Models
1	1, 2, 4, 5, 7, 8, 9, 10, 12, 14, 15, 16, 17, 19, 20
2	6, 13
Single-model clusters	3; 11; 18

3 Entry composition

There is only 1 type of molecule in this entry. The entry contains 3916 atoms, of which 1945 are hydrogens and 0 are deuteriums.

- Molecule 1 is a protein called Penicillin-binding protein activator LpoA.

Mol	Chain	Residues	Atoms						Trace
1	A	250	Total	C	H	N	O	S	0
			3916	1224	1945	362	377	8	

There are 21 discrepancies between the modelled and reference sequences:

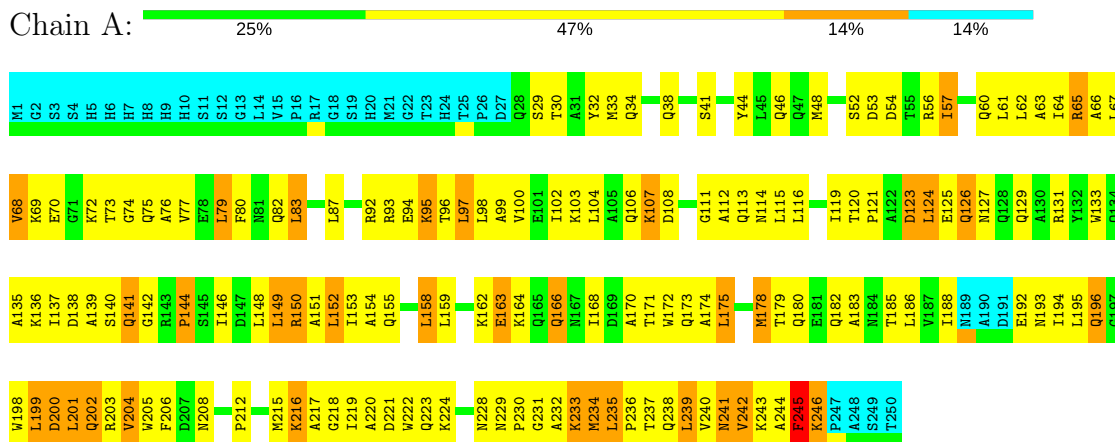
Chain	Residue	Modelled	Actual	Comment	Reference
A	1	MET	-	EXPRESSION TAG	UNP P45464
A	2	GLY	-	EXPRESSION TAG	UNP P45464
A	3	SER	-	EXPRESSION TAG	UNP P45464
A	4	SER	-	EXPRESSION TAG	UNP P45464
A	5	HIS	-	EXPRESSION TAG	UNP P45464
A	6	HIS	-	EXPRESSION TAG	UNP P45464
A	7	HIS	-	EXPRESSION TAG	UNP P45464
A	8	HIS	-	EXPRESSION TAG	UNP P45464
A	9	HIS	-	EXPRESSION TAG	UNP P45464
A	10	HIS	-	EXPRESSION TAG	UNP P45464
A	11	SER	-	EXPRESSION TAG	UNP P45464
A	12	SER	-	EXPRESSION TAG	UNP P45464
A	13	GLY	-	EXPRESSION TAG	UNP P45464
A	14	LEU	-	EXPRESSION TAG	UNP P45464
A	15	VAL	-	EXPRESSION TAG	UNP P45464
A	16	PRO	-	EXPRESSION TAG	UNP P45464
A	17	ARG	-	EXPRESSION TAG	UNP P45464
A	18	GLY	-	EXPRESSION TAG	UNP P45464
A	19	SER	-	EXPRESSION TAG	UNP P45464
A	20	HIS	-	EXPRESSION TAG	UNP P45464
A	21	MET	-	EXPRESSION TAG	UNP P45464

4 Residue-property plots

4.1 Average score per residue in the NMR ensemble

These plots are provided for all protein, RNA and DNA chains in the entry. The first graphic is the same as shown in the summary in section 1 of this report. The second graphic shows the sequence where residues are colour-coded according to the number of geometric quality criteria for which they contain at least one outlier: green = 0, yellow = 1, orange = 2 and red = 3 or more. Stretches of 2 or more consecutive residues without any outliers are shown as green connectors. Residues which are classified as ill-defined in the NMR ensemble, are shown in cyan with an underline colour-coded according to the previous scheme. Residues which were present in the experimental sample, but not modelled in the final structure are shown in grey.

- Molecule 1: Penicillin-binding protein activator LpoA

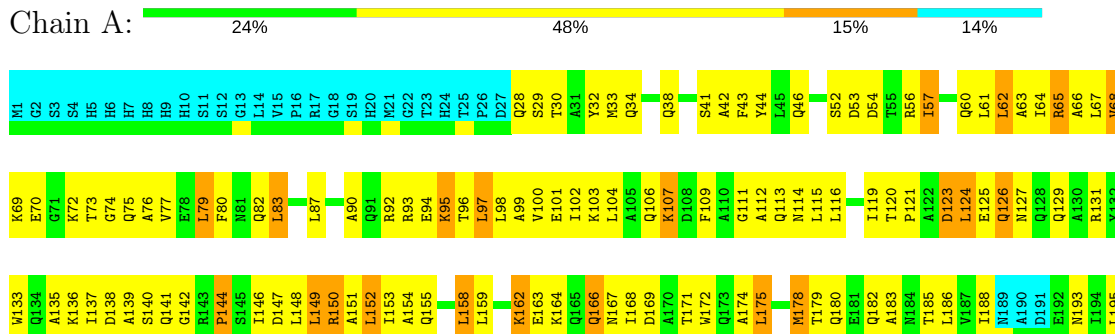


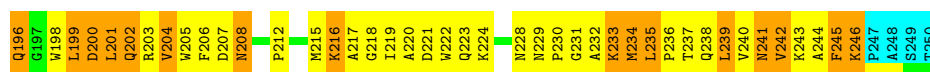
4.2 Scores per residue for each member of the ensemble

Colouring as in section 4.1 above.

4.2.1 Score per residue for model 1


- Molecule 1: Penicillin-binding protein activator LpoA





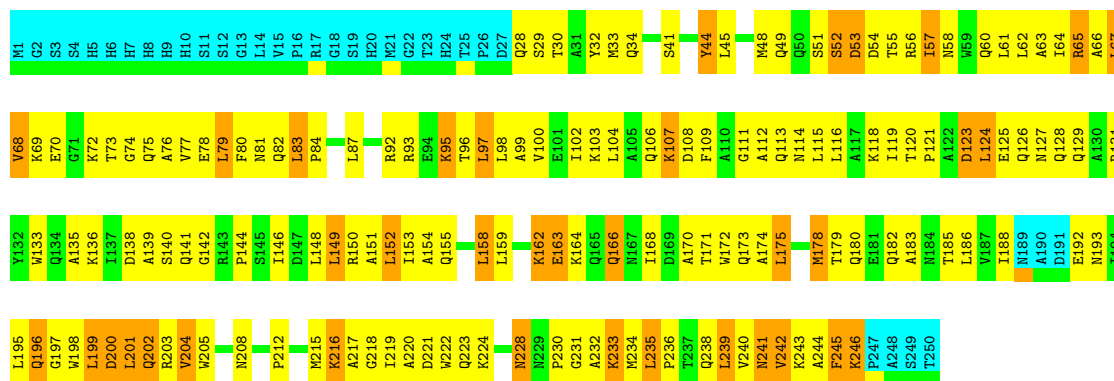
4.2.2 Score per residue for model 2

- Molecule 1: Penicillin-binding protein activator LpoA



4.2.3 Score per residue for model 3

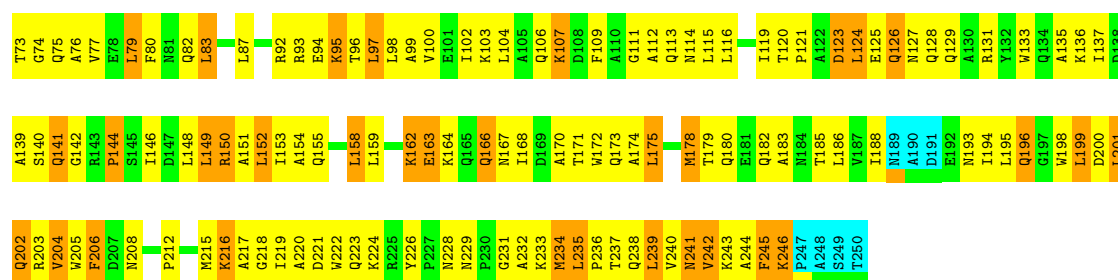
- Molecule 1: Penicillin-binding protein activator LpoA



4.2.4 Score per residue for model 4

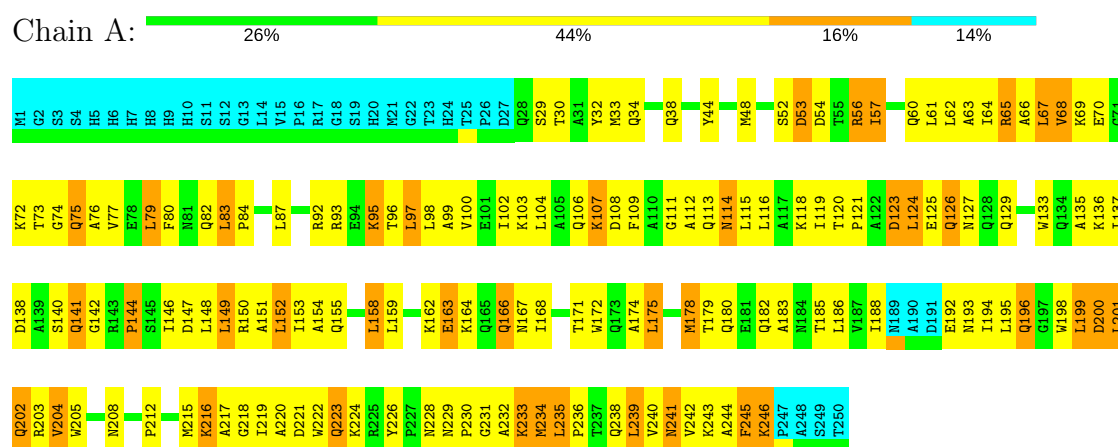
- Molecule 1: Penicillin-binding protein activator LpoA





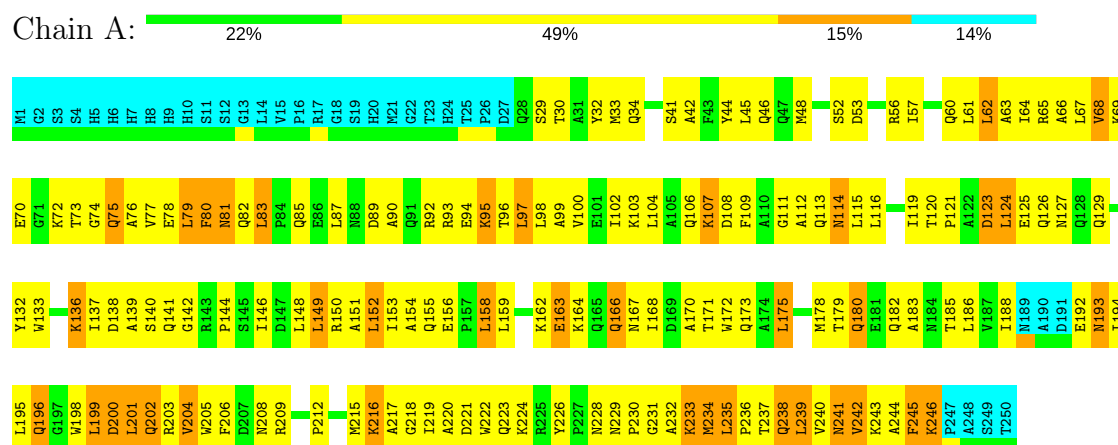
4.2.5 Score per residue for model 5

- Molecule 1: Penicillin-binding protein activator LpoA



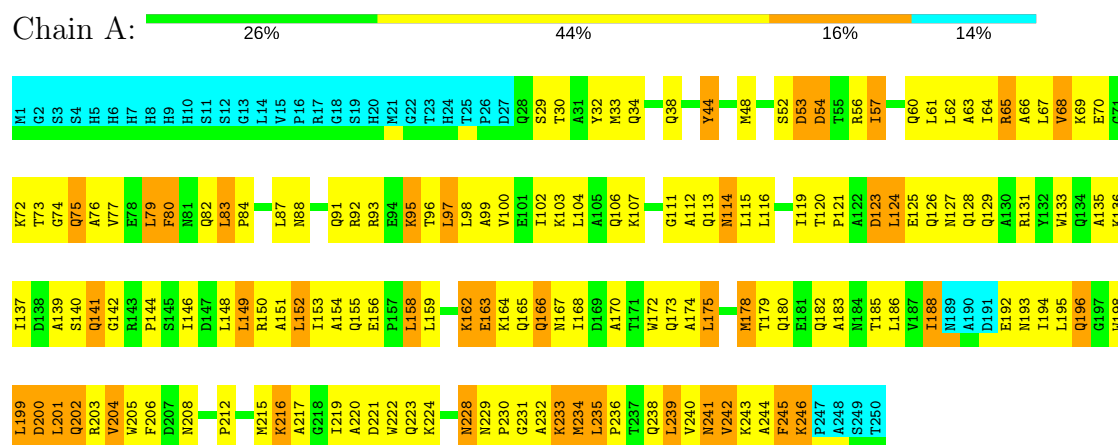
4.2.6 Score per residue for model 6

- Molecule 1: Penicillin-binding protein activator LpoA



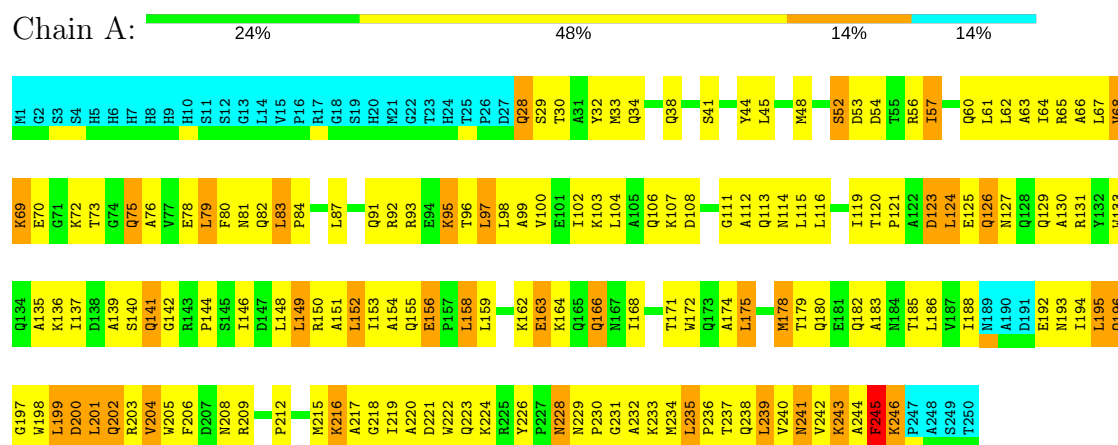
4.2.7 Score per residue for model 7

- Molecule 1: Penicillin-binding protein activator LpoA



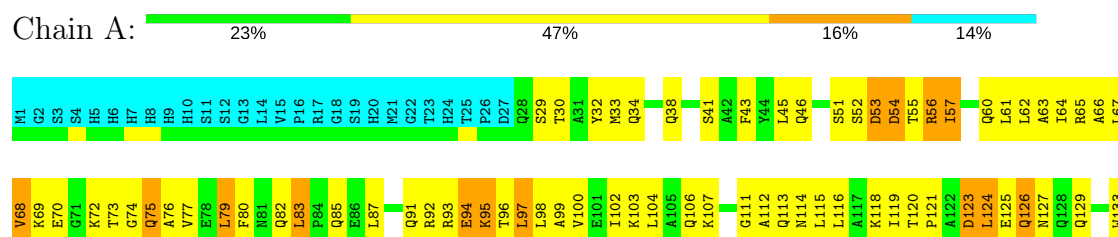
4.2.8 Score per residue for model 8

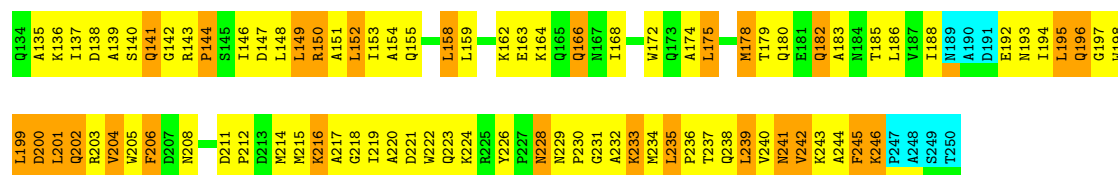
- Molecule 1: Penicillin-binding protein activator LpoA



4.2.9 Score per residue for model 9

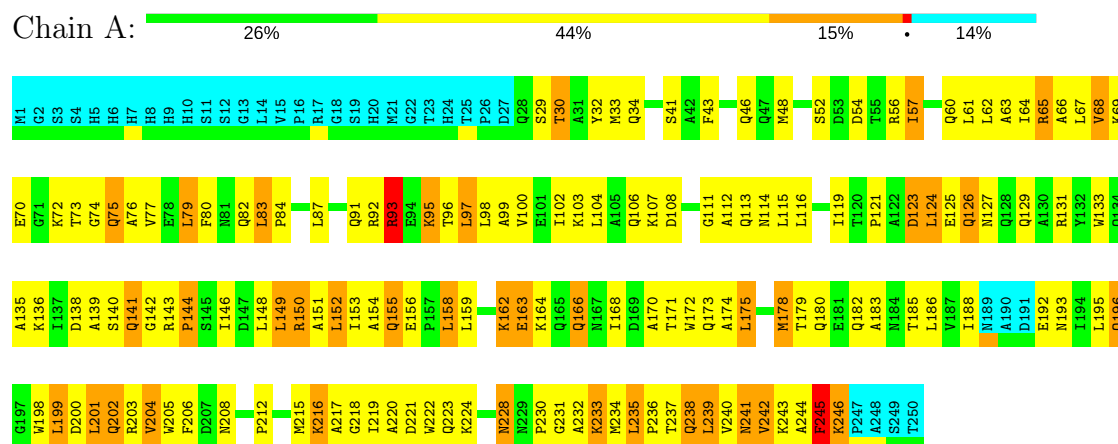
- Molecule 1: Penicillin-binding protein activator LpoA





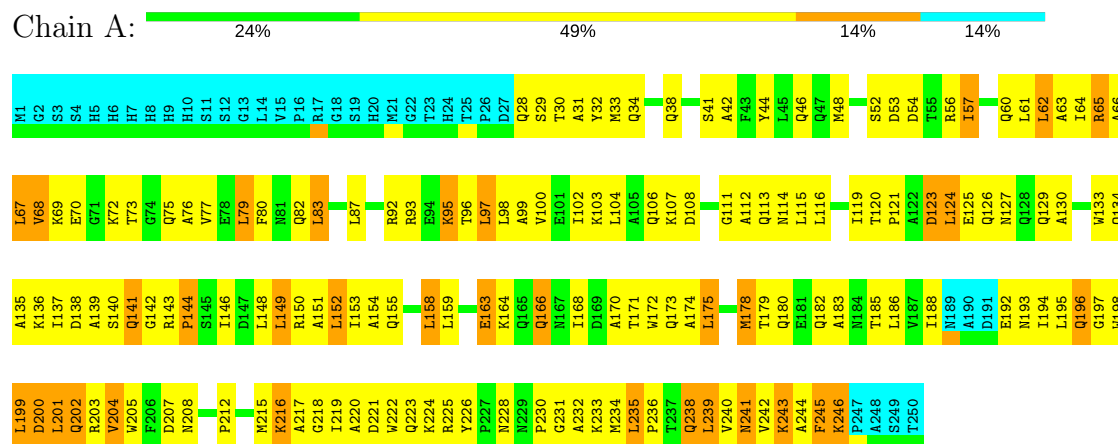
4.2.10 Score per residue for model 10 (medoid)

- Molecule 1: Penicillin-binding protein activator LpoA



4.2.11 Score per residue for model 11

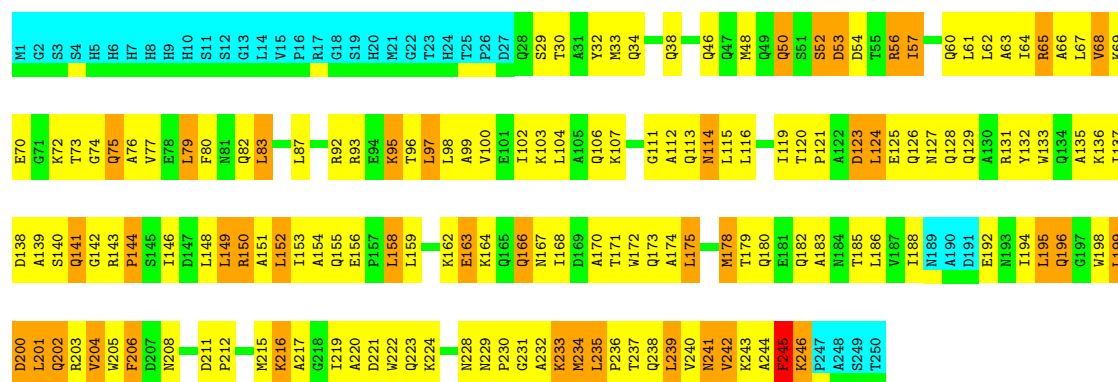
- Molecule 1: Penicillin-binding protein activator LpoA



4.2.12 Score per residue for model 12

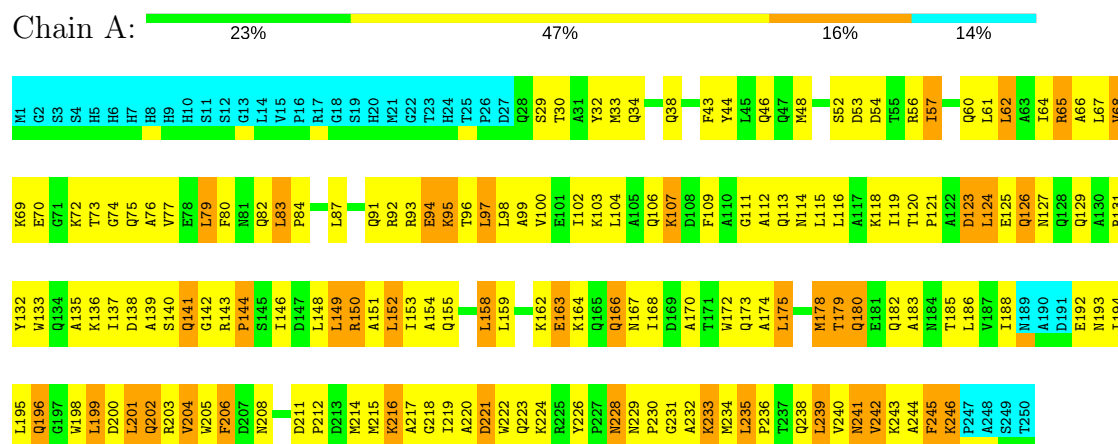
- Molecule 1: Penicillin-binding protein activator LpoA





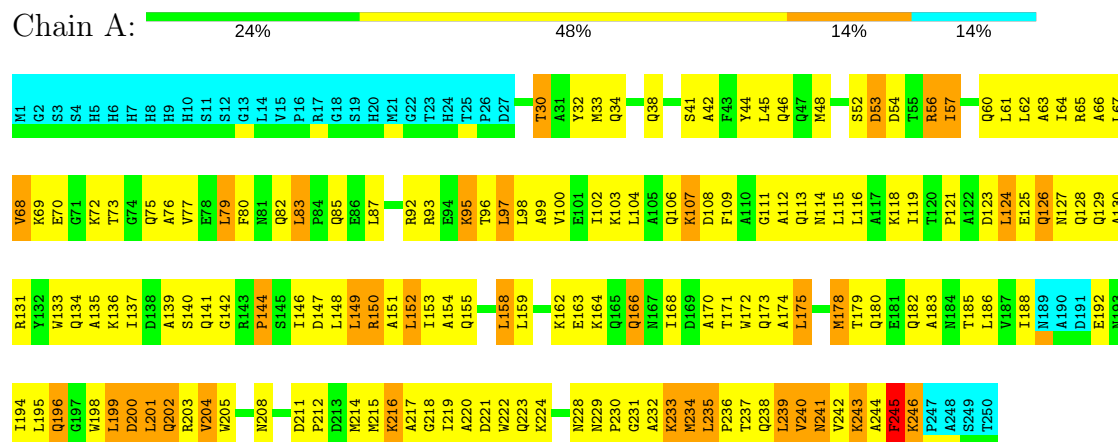
4.2.13 Score per residue for model 13

- Molecule 1: Penicillin-binding protein activator LpoA



4.2.14 Score per residue for model 14

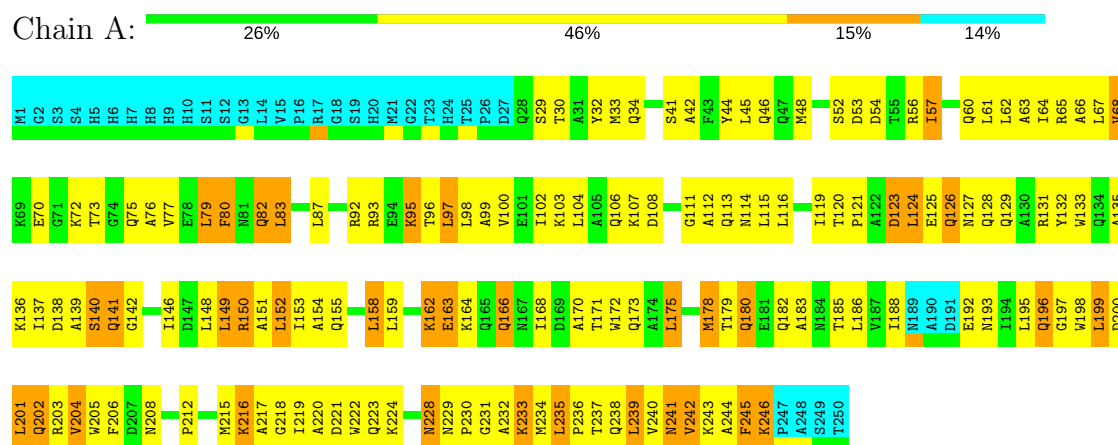
- Molecule 1: Penicillin-binding protein activator LpoA



4.2.15 Score per residue for model 15

- Molecule 1: Penicillin-binding protein activator LpoA

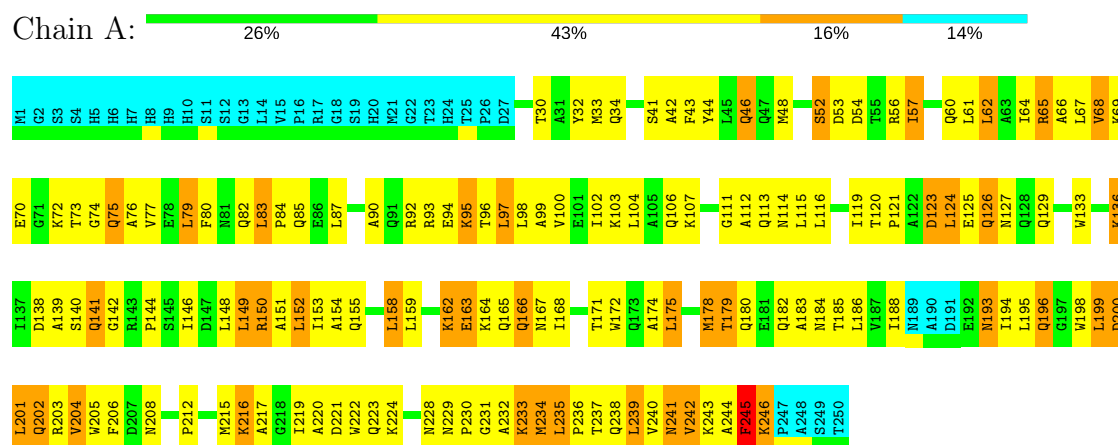
Chain A:



4.2.16 Score per residue for model 16

- Molecule 1: Penicillin-binding protein activator LpoA

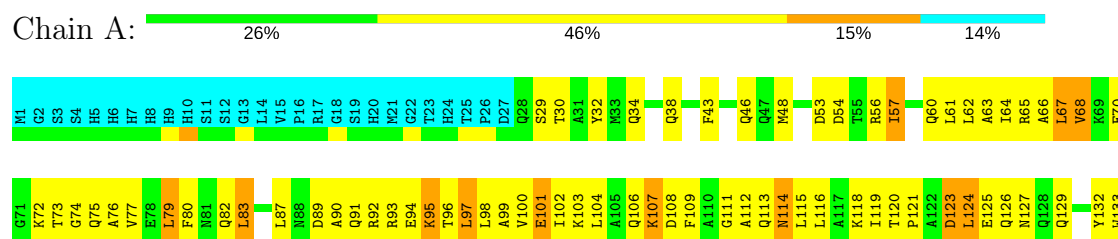
Chain A:

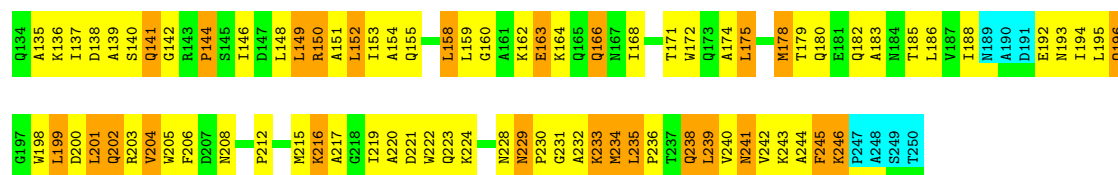


4.2.17 Score per residue for model 17

- Molecule 1: Penicillin-binding protein activator LpoA

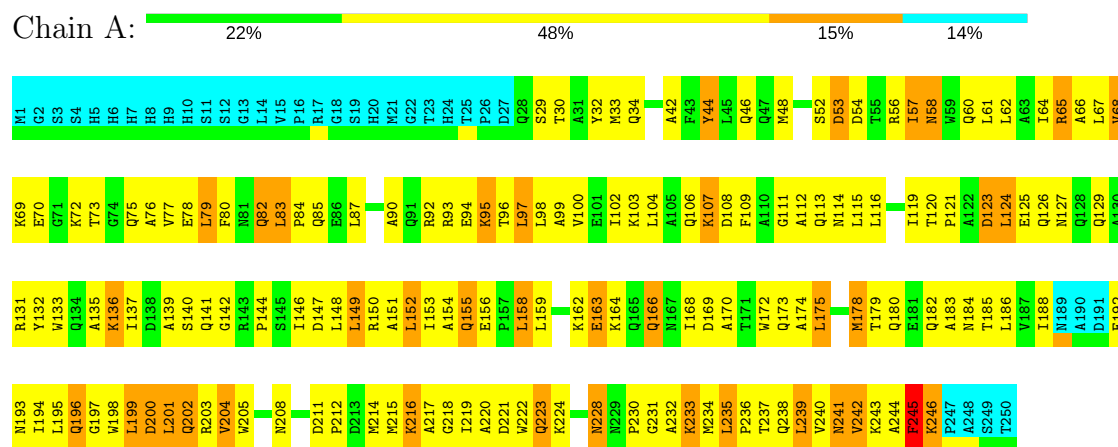
Chain A:





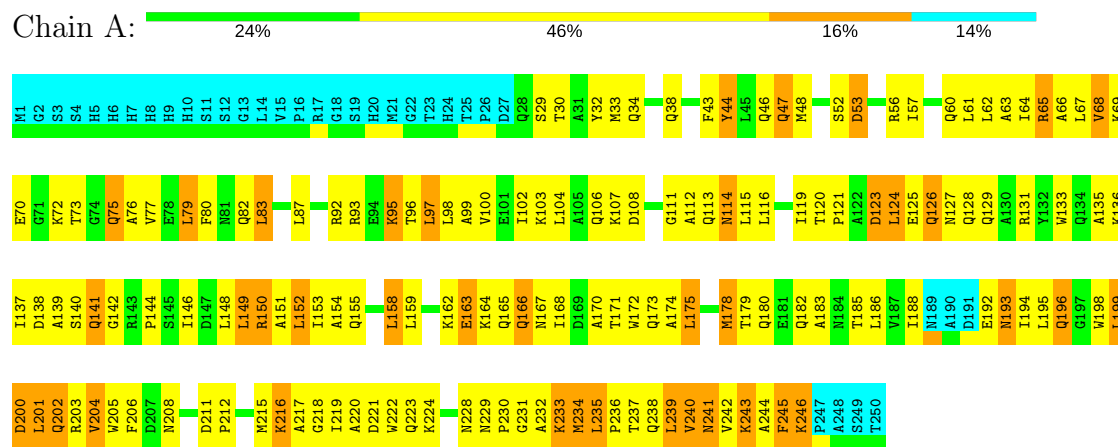
4.2.18 Score per residue for model 18

- Molecule 1: Penicillin-binding protein activator LpoA



4.2.19 Score per residue for model 19

- Molecule 1: Penicillin-binding protein activator LpoA



M1																					G71	K72	I136	L199																																																																																																																																																																																																																																																																																																																																																																																																																																																																																																																																																																																																																																																																																																																																																																																																																																																																																																																																																																																																																																																																																																																																																																																																																																																																																																																																																																																																																																																																																																																																																																																																																																																																																																																																																																																																																																																																																																																																																																																																																																																																																																																																																																																																																																																																																																																																																																																																																																																																																																																																																																																																																																																																																																																																																																																																																																																																																																																																																																																																																																																																																																																																																																																																																																																																																																																																																																																																																																																																																																																																																																																																																																																																																																																																																																																																																																																																																																																																																																																																																																																																																																																																																																																																																																																																																																																																																																																																																																																																																																																																																																																																																																																																																																																																																																																																																																																																																																																																																																																																																																																																																																																																																																																																																																																																																																																																																																																																																																																																																																																																																																																																																																																																																																																																																																																																																																																																																																																																																																																																																																																																																																																																																																																																																																																																																																																																																																																																																																																															
G2	S3	S4	H5	H6	H7	H8	H9	H10	S11	S12	G13	L14	V15	P16	R17	G18	S19	H20	M21	G22	T23	H24	T25	P26	D27	Q28	S29	T30	A31	Y32	R33	Q34																																																																																																																																																																																																																																																																																																																																																																																																																																																																																																																																																																																																																																																																																																																																																																																																																																																																																																																																																																																																																																																																																																																																																																																																																																																																																																																																																																																																																																																																																																																																																																																																																																																																																																																																																																																																																																																																																																																																																																																																																																																																																																																																																																																																																																																																																																																																																																																																																																																																																																																																																																																																																																																																																																																																																																																																																																																																																																																																																																																																																																																																																																																																																																																																																																																																																																																																																																																																																																																																																																																																																																																																																																																																																																																																																																																																																																																																																																																																																																																																																																																																																																																																																																																																																																																																																																																																																																																																																																																																																																																																																																																																																																																																																																																																																																																																																																																																																																																																																																																																																																																																																																																																																																																																																																																																																																																																																																																																																																																																																																																																																																																																																																																																																																																																																																																																																																																																																																																																																																																																																																																																																																																																																																																																																																																																																																																																																																																																																																																							
																																E78	L79	F80	N81	Q82	L83											L87	A90	Q91	R92	R93	E94	K95	T96	L97	L98	A99	V100	E101	I102	K103	L104	A105	Q106	K107	D108																																																																																																																																																																																																																																																																																																																																																																																																																																																																																																																																																																																																																																																																																																																																																																																																																																																																																																																																																																																																																																																																																																																																																																																																																																																																																																																																																																																																																																																																																																																																																																																																																																																																																																																																																																																																																																																																																																																																																																																																																																																																																																																																																																																																																																																																																																																																																																																																																																																																																																																																																																																																																																																																																																																																																																																																																																																																																																																																																																																																																																																																																																																																																																																																																																																																																																																																																																																																																																																																																																																																																																																																																																																																																																																																																																																																																																																																																																																																																																																																																																																																																																																																																																																																																																																																																																																																																																																																																																																																																																																																																																																																																																																																																																																																																																																																																																																																																																																																																																																																																																																																																																																																																																																																																																																																																																																																																																																																																																																																																																																																																																																																																																																																																																																																																																																																																																																																																																																																																																																																																																																																																																																																																																																																																																																																																																																																																																																																																				
																																										L149	R150	A151	L152	I153	A154	Q155											L158	L159	K162	E163	K164	Q165	Q166	N167	I168	D169	A170	T171	W172	Q173	A174	L175																																																																																																																																																																																																																																																																																																																																																																																																																																																																																																																																																																																																																																																																																																																																																																																																																																																																																																																																																																																																																																																																																																																																																																																																																																																																																																																																																																																																																																																																																																																																																																																																																																																																																																																																																																																																																																																																																																																																																																																																																																																																																																																																																																																																																																																																																																																																																																																																																																																																																																																																																																																																																																																																																																																																																																																																																																																																																																																																																																																																																																																																																																																																																																																																																																																																																																																																																																																																																																																																																																																																																																																																																																																																																																																																																																																																																																																																																																																																																																																																																																																																																																																																																																																																																																																																																																																																																																																																																																																																																																																																																																																																																																																																																																																																																																																																																																																																																																																																																																																																																																																																																																																																																																																																																																																																																																																																																																																																																																																																																																																																																																																																																																																																																																																																																																																																																																																																																																																																																																																																																																																																																																																																																																																																																																																																																																																																																																																																													
																																																																								G111	A112	Q113	N114	L115	L116																																																																																																																																																																																																																																																																																																																																																																																																																																																																																																																																																																																																																																																																																																																																																																																																																																																																																																																																																																																																																																																																																																																																																																																																																																																																																																																																																																																																																																																																																																																																																																																																																																																																																																																																																																																																																																																																																																																																																																																																																																																																																																																																																																																																																																																																																																																																																																																																																																																																																																																																																																																																																																																																																																																																																																																																																																																																																																																																																																																																																																																																																																																																																																																																																																																																																																																																																																																																																																																																																																																																																																																																																																																																																																																																																																																																																																																																																																																																																																																																																																																																																																																																																																																																																																																																																																																																																																																																																																																																																																																																																																																																																																																																																																																																																																																																																																																																																																																																																																																																																																																																																																																																																																																																																																																																																																																																																																																																																																																																																																																																																																																																																																																																																																																																																																																																																																																																																																																																																																																																																																																																																																																																																																																																																																																																																																																																																																																																										
																																																																																												I119	T120	P121	A122	D123	L124	E125	Q126	N127	Q128	Q129	I130	A131	R132	W133	Q134																																																																																																																																																																																																																																																																																																																																																																																																																																																																																																																																																																																																																																																																																																																																																																																																																																																																																																																																																																																																																																																																																																																																																																																																																																																																																																																																																																																																																																																																																																																																																																																																																																																																																																																																																																																																																																																																																																																																																																																																																																																																																																																																																																																																																																																																																																																																																																																																																																																																																																																																																																																																																																																																																																																																																																																																																																																																																																																																																																																																																																																																																																																																																																																																																																																																																																																																																																																																																																																																																																																																																																																																																																																																																																																																																																																																																																																																																																																																																																																																																																																																																																																																																																																																																																																																																																																																																																																																																																																																																																																																																																																																																																																																																																																																																																																																																																																																																																																																																																																																																																																																																																																																																																																																																																																																																																																																																																																																																																																																																																																																																																																																																																																																																																																																																																																																																																																																																																																																																																																																																																																																																																																																																																																																																																																																																																																																																																												

5 Refinement protocol and experimental data overview

The models were refined using the following method: *simulated annealing*.

Of the 700 calculated structures, 20 were deposited, based on the following criterion: *structures with the lowest energy*.

The following table shows the software used for structure solution, optimisation and refinement.

Software name	Classification	Version
CNS	structure solution	1.2
CNS	refinement	1.2

The following table shows chemical shift validation statistics as aggregates over all chemical shift files. Detailed validation can be found in section 7 of this report.

Chemical shift file(s)	2mhk_cs.str
Number of chemical shift lists	1
Total number of shifts	2919
Number of shifts mapped to atoms	2919
Number of unparsed shifts	0
Number of shifts with mapping errors	0
Number of shifts with mapping warnings	0
Assignment completeness (well-defined parts)	88%

No validations of the models with respect to experimental NMR restraints is performed at this time.

6 Model quality i

6.1 Standard geometry i

The Z score for a bond length (or angle) is the number of standard deviations the observed value is removed from the expected value. A bond length (or angle) with $|Z| > 5$ is considered an outlier worth inspection. RMSZ is the (average) root-mean-square of all Z scores of the bond lengths (or angles).

Mol	Chain	Bond lengths		Bond angles	
		RMSZ	#Z>5	RMSZ	#Z>5
1	A	0.60±0.03	1±1/1749 (0.1±0.1%)	0.76±0.01	0±0/2370 (0.0±0.0%)
All	All	0.60	29/34980 (0.1%)	0.76	1/47400 (0.0%)

Chiral center outliers are detected by calculating the chiral volume of a chiral center and verifying if the center is modelled as a planar moiety or with the opposite hand. A planarity outlier is detected by checking planarity of atoms in a peptide group, atoms in a mainchain group or atoms of a sidechain that are expected to be planar.

Mol	Chain	Chirality	Planarity
1	A	0.0±0.0	0.1±0.2
All	All	0	1

All unique bond outliers are listed below. They are sorted according to the Z-score of the worst occurrence in the ensemble.

Mol	Chain	Res	Type	Atoms	Z	Observed(Å)	Ideal(Å)	Models	
								Worst	Total
1	A	44	TYR	CE1-CZ	9.02	1.50	1.38	18	5
1	A	44	TYR	CE2-CZ	-8.81	1.27	1.38	18	5
1	A	80	PHE	CE2-CZ	8.23	1.52	1.37	6	4
1	A	245	PHE	CE2-CZ	7.26	1.51	1.37	16	4
1	A	206	PHE	CE1-CZ	6.64	1.50	1.37	9	5
1	A	80	PHE	CE1-CZ	-5.74	1.26	1.37	15	3
1	A	245	PHE	CE1-CZ	-5.47	1.26	1.37	16	1
1	A	206	PHE	CE2-CZ	-5.42	1.27	1.37	9	2

All unique angle outliers are listed below.

Mol	Chain	Res	Type	Atoms	Z	Observed(°)	Ideal(°)	Models	
								Worst	Total
1	A	93	ARG	NE-CZ-NH1	6.28	123.44	120.30	10	1

There are no chirality outliers.

All unique planar outliers are listed below.

Mol	Chain	Res	Type	Group	Models (Total)
1	A	245	PHE	Sidechain	1

6.2 Too-close contacts

In the following table, the Non-H and H(model) columns list the number of non-hydrogen atoms and hydrogen atoms in each chain respectively. The H(added) column lists the number of hydrogen atoms added and optimized by MolProbity. The Clashes column lists the number of clashes averaged over the ensemble.

Mol	Chain	Non-H	H(model)	H(added)	Clashes
1	A	1720	1720	1720	196±7
All	All	34400	34400	34400	3930

The all-atom clashscore is defined as the number of clashes found per 1000 atoms (including hydrogen atoms). The all-atom clashscore for this structure is 57.

All unique clashes are listed below, sorted by their clash magnitude.

Atom-1	Atom-2	Clash(Å)	Distance(Å)	Models	
				Worst	Total
1:A:61:LEU:HA	1:A:98:LEU:HD21	0.98	1.29	16	20
1:A:32:TYR:HB2	1:A:62:LEU:HD21	0.96	1.36	8	20
1:A:172:TRP:CD1	1:A:238:GLN:HB2	0.90	2.02	11	20
1:A:231:GLY:O	1:A:235:LEU:HG	0.84	1.71	13	20
1:A:164:LYS:O	1:A:168:ILE:HG12	0.82	1.74	13	20
1:A:175:LEU:HD21	1:A:198:TRP:HB3	0.82	1.52	6	20
1:A:116:LEU:HD22	1:A:136:LYS:HG2	0.81	1.51	4	20
1:A:219:ILE:HG23	1:A:235:LEU:HD22	0.80	1.53	11	20
1:A:62:LEU:O	1:A:65:ARG:HG3	0.77	1.79	13	7
1:A:146:ILE:HG12	1:A:150:ARG:CG	0.77	2.10	3	1
1:A:83:LEU:HD13	1:A:95:LYS:HG2	0.76	1.55	6	1
1:A:172:TRP:NE1	1:A:238:GLN:HB2	0.76	1.95	15	20
1:A:199:LEU:O	1:A:203:ARG:HG2	0.76	1.81	5	20
1:A:44:TYR:CD2	1:A:62:LEU:HB3	0.75	2.16	11	5
1:A:65:ARG:HG3	1:A:66:ALA:N	0.75	1.96	5	3
1:A:241:ASN:HA	1:A:244:ALA:HB3	0.75	1.57	9	20
1:A:212:PRO:HG3	1:A:245:PHE:CE1	0.73	2.18	12	20
1:A:146:ILE:HA	1:A:149:LEU:HD21	0.72	1.60	18	20
1:A:201:LEU:HG	1:A:222:TRP:CD2	0.72	2.19	15	20
1:A:68:VAL:HG11	1:A:102:ILE:HA	0.72	1.61	3	20
1:A:65:ARG:O	1:A:69:LYS:HG2	0.72	1.85	1	18

Continued on next page...

Continued from previous page...

Atom-1	Atom-2	Clash(Å)	Distance(Å)	Models	
				Worst	Total
1:A:113:GLN:HA	1:A:116:LEU:HD12	0.71	1.62	18	20
1:A:159:LEU:HD13	1:A:163:GLU:HB2	0.71	1.61	10	20
1:A:230:PRO:O	1:A:233:LYS:HD2	0.71	1.85	13	1
1:A:208:ASN:O	1:A:215:MET:HB2	0.71	1.86	7	20
1:A:242:VAL:HG13	1:A:243:LYS:HD2	0.70	1.62	2	20
1:A:194:ILE:HA	1:A:229:ASN:OD1	0.70	1.85	5	8
1:A:133:TRP:CE2	1:A:154:ALA:HB1	0.70	2.21	18	20
1:A:30:THR:O	1:A:34:GLN:HG3	0.69	1.88	7	20
1:A:230:PRO:O	1:A:233:LYS:HG2	0.68	1.88	5	3
1:A:175:LEU:CG	1:A:202:GLN:HG2	0.68	2.18	9	20
1:A:239:LEU:HD23	1:A:240:VAL:N	0.68	2.04	12	20
1:A:64:ILE:HD12	1:A:83:LEU:HD21	0.68	1.66	11	20
1:A:44:TYR:CG	1:A:62:LEU:HB3	0.68	2.24	11	7
1:A:153:ILE:HD11	1:A:198:TRP:CD1	0.67	2.24	14	20
1:A:230:PRO:O	1:A:233:LYS:HG3	0.67	1.90	16	13
1:A:146:ILE:O	1:A:149:LEU:HG	0.67	1.90	7	20
1:A:56:ARG:O	1:A:60:GLN:HG3	0.66	1.91	19	20
1:A:66:ALA:O	1:A:70:GLU:HG2	0.65	1.91	6	20
1:A:175:LEU:HG	1:A:202:GLN:HG2	0.65	1.68	4	20
1:A:67:LEU:HD22	1:A:72:LYS:HB2	0.65	1.69	6	20
1:A:209:ARG:NE	1:A:241:ASN:HB3	0.64	2.07	8	2
1:A:201:LEU:HG	1:A:222:TRP:CG	0.64	2.27	12	20
1:A:44:TYR:CE2	1:A:62:LEU:HG	0.64	2.27	19	8
1:A:126:GLN:O	1:A:129:GLN:HB2	0.63	1.93	11	20
1:A:239:LEU:O	1:A:242:VAL:HG12	0.63	1.94	2	20
1:A:112:ALA:HA	1:A:115:LEU:HD12	0.63	1.70	5	20
1:A:149:LEU:H	1:A:149:LEU:HD23	0.62	1.53	14	10
1:A:153:ILE:O	1:A:156:GLU:HB3	0.62	1.93	8	3
1:A:212:PRO:CG	1:A:245:PHE:CE1	0.61	2.83	12	16
1:A:48:MET:O	1:A:56:ARG:HG3	0.61	1.96	7	5
1:A:220:ALA:O	1:A:224:LYS:HG2	0.61	1.95	6	20
1:A:83:LEU:HD13	1:A:95:LYS:HE3	0.61	1.70	7	19
1:A:201:LEU:O	1:A:204:VAL:HG13	0.61	1.95	11	20
1:A:65:ARG:HD3	1:A:66:ALA:N	0.61	2.11	10	5
1:A:162:LYS:HG3	1:A:163:GLU:N	0.61	2.10	1	10
1:A:60:GLN:O	1:A:64:ILE:HG13	0.61	1.96	16	18
1:A:216:LYS:HA	1:A:219:ILE:HD12	0.60	1.73	17	20
1:A:149:LEU:HD23	1:A:149:LEU:H	0.60	1.56	16	10
1:A:196:GLN:O	1:A:199:LEU:HG	0.60	1.96	18	18
1:A:151:ALA:O	1:A:154:ALA:HB3	0.60	1.96	15	20
1:A:80:PHE:CD1	1:A:83:LEU:HD11	0.60	2.32	16	20

Continued on next page...

Continued from previous page...

Atom-1	Atom-2	Clash(Å)	Distance(Å)	Models	
				Worst	Total
1:A:93:ARG:HB3	1:A:119:ILE:HG23	0.60	1.72	17	20
1:A:72:LYS:HD2	1:A:72:LYS:N	0.59	2.12	6	9
1:A:33:MET:HE1	1:A:61:LEU:HD12	0.59	1.74	6	1
1:A:116:LEU:CD2	1:A:136:LYS:HG2	0.59	2.27	4	20
1:A:200:ASP:O	1:A:203:ARG:HB2	0.59	1.97	18	20
1:A:72:LYS:N	1:A:72:LYS:HD2	0.59	2.13	4	11
1:A:100:VAL:O	1:A:104:LEU:HG	0.59	1.98	17	20
1:A:125:GLU:HG2	1:A:127:ASN:H	0.59	1.57	20	19
1:A:239:LEU:CD2	1:A:240:VAL:N	0.59	2.66	12	20
1:A:150:ARG:O	1:A:154:ALA:HB2	0.59	1.97	20	20
1:A:73:THR:HG21	1:A:106:GLN:HG2	0.59	1.74	13	20
1:A:103:LYS:HD2	1:A:111:GLY:C	0.58	2.17	3	20
1:A:97:LEU:HG	1:A:131:ARG:CZ	0.58	2.28	15	2
1:A:163:GLU:O	1:A:166:GLN:HB3	0.58	1.98	1	20
1:A:217:ALA:O	1:A:221:ASP:HB2	0.58	1.99	17	20
1:A:32:TYR:CB	1:A:62:LEU:HD21	0.58	2.26	14	12
1:A:226:TYR:O	1:A:229:ASN:HB2	0.58	1.99	13	7
1:A:113:GLN:HG2	1:A:139:ALA:HB1	0.58	1.76	8	18
1:A:212:PRO:O	1:A:216:LYS:HG3	0.57	1.99	12	20
1:A:155:GLN:O	1:A:159:LEU:HG	0.57	1.99	3	19
1:A:155:GLN:HA	1:A:158:LEU:HD22	0.57	1.76	17	17
1:A:140:SER:HB3	1:A:148:LEU:HD13	0.57	1.76	15	20
1:A:183:ALA:HB2	1:A:202:GLN:HE22	0.57	1.58	20	20
1:A:182:GLN:O	1:A:185:THR:HG22	0.57	2.00	13	20
1:A:178:MET:HE1	1:A:186:LEU:HD11	0.57	1.74	13	12
1:A:102:ILE:O	1:A:106:GLN:HG3	0.57	1.99	14	11
1:A:230:PRO:HA	1:A:233:LYS:CD	0.57	2.30	13	1
1:A:93:ARG:CG	1:A:93:ARG:HH11	0.57	2.12	10	1
1:A:64:ILE:CD1	1:A:83:LEU:HD21	0.57	2.29	7	20
1:A:242:VAL:O	1:A:245:PHE:HB3	0.56	2.00	18	20
1:A:80:PHE:CZ	1:A:99:ALA:HB2	0.56	2.36	14	20
1:A:193:ASN:ND2	1:A:193:ASN:H	0.56	1.97	19	2
1:A:42:ALA:O	1:A:46:GLN:HB3	0.56	2.01	11	9
1:A:146:ILE:HG12	1:A:150:ARG:HD3	0.56	1.76	14	5
1:A:87:LEU:HD21	1:A:95:LYS:HG2	0.56	1.78	4	18
1:A:174:ALA:O	1:A:178:MET:HB3	0.56	2.00	9	17
1:A:33:MET:HB3	1:A:128:GLN:NE2	0.56	2.15	3	2
1:A:68:VAL:HG13	1:A:76:ALA:CB	0.56	2.30	8	20
1:A:199:LEU:HA	1:A:202:GLN:CG	0.56	2.30	5	20
1:A:52:SER:O	1:A:56:ARG:HG2	0.55	2.02	15	12
1:A:97:LEU:HG	1:A:131:ARG:NH2	0.55	2.16	4	1

Continued on next page...

Continued from previous page...

Atom-1	Atom-2	Clash(Å)	Distance(Å)	Models	
				Worst	Total
1:A:79:LEU:HA	1:A:82:GLN:CG	0.55	2.31	2	20
1:A:72:LYS:HD2	1:A:72:LYS:H	0.55	1.61	3	8
1:A:72:LYS:H	1:A:72:LYS:HD2	0.55	1.61	11	11
1:A:93:ARG:HE	1:A:120:THR:HB	0.55	1.61	11	1
1:A:172:TRP:CE2	1:A:239:LEU:HD13	0.55	2.37	3	20
1:A:231:GLY:HA2	1:A:234:MET:O	0.55	2.02	5	20
1:A:133:TRP:CE3	1:A:151:ALA:HA	0.55	2.37	17	20
1:A:199:LEU:O	1:A:202:GLN:HG3	0.54	2.02	3	20
1:A:199:LEU:HA	1:A:202:GLN:HG3	0.54	1.79	11	20
1:A:146:ILE:HG12	1:A:150:ARG:CD	0.54	2.32	1	9
1:A:140:SER:C	1:A:142:GLY:H	0.54	2.05	19	20
1:A:62:LEU:O	1:A:65:ARG:HB3	0.54	2.03	7	4
1:A:90:ALA:O	1:A:94:GLU:HG2	0.54	2.02	6	2
1:A:103:LYS:HG3	1:A:115:LEU:HD11	0.54	1.80	3	20
1:A:188:ILE:HB	1:A:192:GLU:OE1	0.54	2.01	20	6
1:A:43:PHE:O	1:A:46:GLN:HG2	0.54	2.02	10	7
1:A:116:LEU:HD13	1:A:136:LYS:HG2	0.54	1.78	6	20
1:A:172:TRP:HE3	1:A:175:LEU:HD23	0.54	1.63	10	19
1:A:126:GLN:HG3	1:A:158:LEU:HD11	0.54	1.78	17	16
1:A:29:SER:O	1:A:62:LEU:HD22	0.54	2.02	7	11
1:A:245:PHE:CG	1:A:246:LYS:N	0.54	2.76	1	19
1:A:193:ASN:H	1:A:193:ASN:ND2	0.54	2.01	16	1
1:A:60:GLN:HA	1:A:63:ALA:HB3	0.54	1.80	14	15
1:A:95:LYS:HD3	1:A:96:THR:N	0.54	2.18	18	20
1:A:128:GLN:OE1	1:A:131:ARG:HD3	0.54	2.02	15	1
1:A:124:LEU:HD11	1:A:129:GLN:HG2	0.53	1.79	15	20
1:A:230:PRO:HA	1:A:233:LYS:CE	0.53	2.33	8	3
1:A:182:GLN:OE1	1:A:186:LEU:HD21	0.53	2.03	16	2
1:A:111:GLY:O	1:A:115:LEU:HG	0.53	2.04	17	20
1:A:240:VAL:O	1:A:243:LYS:HB2	0.53	2.04	3	19
1:A:223:GLN:HB2	1:A:232:ALA:HA	0.53	1.81	19	20
1:A:103:LYS:HG3	1:A:115:LEU:CD1	0.53	2.33	16	20
1:A:48:MET:HG3	1:A:60:GLN:CG	0.53	2.34	16	17
1:A:202:GLN:HA	1:A:205:TRP:HB3	0.52	1.81	13	20
1:A:111:GLY:O	1:A:114:ASN:HB3	0.52	2.04	14	20
1:A:64:ILE:O	1:A:68:VAL:HG22	0.52	2.04	6	18
1:A:153:ILE:HD13	1:A:195:LEU:HD12	0.52	1.82	5	10
1:A:100:VAL:HG22	1:A:115:LEU:HB2	0.52	1.80	9	20
1:A:97:LEU:HD12	1:A:97:LEU:O	0.52	2.04	5	10
1:A:236:PRO:O	1:A:240:VAL:HB	0.52	2.03	13	20
1:A:87:LEU:CD2	1:A:95:LYS:HG2	0.52	2.35	2	14

Continued on next page...

Continued from previous page...

Atom-1	Atom-2	Clash(Å)	Distance(Å)	Models	
				Worst	Total
1:A:61:LEU:CA	1:A:98:LEU:HD21	0.52	2.34	3	17
1:A:179:THR:OG1	1:A:182:GLN:HB2	0.52	2.05	13	3
1:A:53:ASP:O	1:A:56:ARG:HG2	0.52	2.04	14	7
1:A:93:ARG:HE	1:A:123:ASP:CB	0.52	2.18	10	1
1:A:65:ARG:HG2	1:A:66:ALA:N	0.52	2.20	6	1
1:A:219:ILE:HG12	1:A:239:LEU:HG	0.52	1.81	18	20
1:A:33:MET:HG2	1:A:62:LEU:HD13	0.52	1.80	9	13
1:A:220:ALA:HA	1:A:223:GLN:OE1	0.52	2.04	15	4
1:A:149:LEU:HA	1:A:152:LEU:HD21	0.51	1.82	14	20
1:A:212:PRO:HG3	1:A:245:PHE:CD1	0.51	2.39	12	8
1:A:140:SER:O	1:A:142:GLY:N	0.51	2.43	8	20
1:A:219:ILE:HG23	1:A:235:LEU:CD2	0.51	2.32	14	20
1:A:211:ASP:O	1:A:214:MET:HG2	0.51	2.06	13	5
1:A:97:LEU:O	1:A:97:LEU:HD12	0.51	2.05	18	10
1:A:107:LYS:HA	1:A:109:PHE:CE2	0.51	2.41	3	10
1:A:44:TYR:CZ	1:A:62:LEU:HG	0.51	2.41	4	7
1:A:201:LEU:HD13	1:A:239:LEU:HD12	0.51	1.83	20	16
1:A:188:ILE:HB	1:A:192:GLU:OE2	0.51	2.05	18	4
1:A:93:ARG:HG2	1:A:93:ARG:HH11	0.51	1.66	7	8
1:A:127:ASN:O	1:A:131:ARG:HG2	0.51	2.06	8	5
1:A:193:ASN:C	1:A:196:GLN:HE22	0.50	2.09	6	15
1:A:29:SER:O	1:A:33:MET:HG3	0.50	2.06	19	8
1:A:54:ASP:HA	1:A:57:ILE:CG2	0.50	2.36	9	6
1:A:164:LYS:C	1:A:168:ILE:HG12	0.50	2.27	15	14
1:A:54:ASP:O	1:A:57:ILE:HG23	0.50	2.07	8	10
1:A:172:TRP:CE3	1:A:175:LEU:HD23	0.50	2.41	10	19
1:A:103:LYS:HB2	1:A:112:ALA:HB2	0.50	1.83	5	17
1:A:162:LYS:HG3	1:A:163:GLU:HG2	0.50	1.82	15	10
1:A:124:LEU:HD11	1:A:129:GLN:CG	0.50	2.37	8	20
1:A:61:LEU:O	1:A:65:ARG:HB3	0.50	2.07	19	2
1:A:93:ARG:HG3	1:A:93:ARG:HH11	0.50	1.65	10	1
1:A:125:GLU:HG2	1:A:127:ASN:N	0.50	2.21	4	15
1:A:193:ASN:HD22	1:A:228:ASN:ND2	0.50	2.03	7	8
1:A:171:THR:HG21	1:A:198:TRP:CD1	0.50	2.42	17	13
1:A:57:ILE:O	1:A:61:LEU:HD13	0.50	2.06	9	9
1:A:159:LEU:HB2	1:A:163:GLU:HB2	0.50	1.83	20	20
1:A:239:LEU:HD22	1:A:239:LEU:H	0.50	1.66	6	9
1:A:184:ASN:HD21	1:A:203:ARG:CZ	0.50	2.20	16	1
1:A:175:LEU:CB	1:A:202:GLN:HG2	0.50	2.37	3	20
1:A:87:LEU:HD23	1:A:92:ARG:HA	0.50	1.82	10	20
1:A:242:VAL:HG13	1:A:243:LYS:CD	0.50	2.36	18	5

Continued on next page...

Continued from previous page...

Atom-1	Atom-2	Clash(Å)	Distance(Å)	Models	
				Worst	Total
1:A:196:GLN:HA	1:A:199:LEU:HG	0.50	1.84	2	16
1:A:32:TYR:HB2	1:A:62:LEU:CD2	0.50	2.34	16	3
1:A:53:ASP:O	1:A:56:ARG:HB2	0.50	2.06	17	2
1:A:159:LEU:HB2	1:A:163:GLU:HG3	0.49	1.84	6	20
1:A:200:ASP:O	1:A:204:VAL:HG12	0.49	2.07	1	9
1:A:146:ILE:HA	1:A:149:LEU:CD2	0.49	2.35	18	19
1:A:239:LEU:H	1:A:239:LEU:HD22	0.49	1.67	8	11
1:A:175:LEU:HD12	1:A:202:GLN:NE2	0.49	2.22	10	18
1:A:116:LEU:HD22	1:A:136:LYS:CG	0.49	2.31	15	20
1:A:138:ASP:O	1:A:141:GLN:HG2	0.49	2.06	17	6
1:A:68:VAL:CG1	1:A:73:THR:HA	0.49	2.37	3	17
1:A:121:PRO:CB	1:A:129:GLN:HG2	0.49	2.37	11	17
1:A:159:LEU:HB2	1:A:163:GLU:CB	0.49	2.38	20	19
1:A:146:ILE:HG12	1:A:150:ARG:HD2	0.49	1.84	2	6
1:A:29:SER:O	1:A:62:LEU:HD21	0.49	2.07	11	2
1:A:30:THR:O	1:A:33:MET:HB2	0.49	2.08	7	13
1:A:230:PRO:O	1:A:233:LYS:CD	0.49	2.61	13	4
1:A:90:ALA:O	1:A:94:GLU:HG3	0.49	2.07	18	4
1:A:146:ILE:HB	1:A:186:LEU:HD22	0.49	1.84	16	10
1:A:233:LYS:HD3	1:A:234:MET:N	0.49	2.23	19	3
1:A:121:PRO:HA	1:A:124:LEU:CG	0.48	2.39	14	20
1:A:133:TRP:O	1:A:136:LYS:HB2	0.48	2.09	15	15
1:A:72:LYS:H	1:A:72:LYS:CD	0.48	2.21	5	13
1:A:184:ASN:HD21	1:A:203:ARG:NH1	0.48	2.07	18	1
1:A:100:VAL:HG11	1:A:116:LEU:HD11	0.48	1.86	18	20
1:A:188:ILE:HG23	1:A:195:LEU:HB2	0.48	1.85	3	17
1:A:72:LYS:CD	1:A:72:LYS:H	0.48	2.22	8	6
1:A:146:ILE:C	1:A:150:ARG:HG3	0.48	2.29	3	1
1:A:219:ILE:HD11	1:A:239:LEU:O	0.48	2.09	6	18
1:A:222:TRP:HZ2	1:A:229:ASN:ND2	0.48	2.07	12	7
1:A:93:ARG:HH11	1:A:93:ARG:HG2	0.48	1.68	19	4
1:A:147:ASP:HA	1:A:150:ARG:HB2	0.48	1.85	1	3
1:A:193:ASN:HD22	1:A:194:ILE:H	0.48	1.51	19	3
1:A:100:VAL:CG1	1:A:135:ALA:HB1	0.48	2.39	5	16
1:A:125:GLU:HG3	1:A:127:ASN:H	0.47	1.67	11	1
1:A:183:ALA:HA	1:A:186:LEU:CD1	0.47	2.38	3	1
1:A:100:VAL:HG11	1:A:116:LEU:HD21	0.47	1.85	6	18
1:A:116:LEU:HD13	1:A:136:LYS:CG	0.47	2.39	6	20
1:A:60:GLN:HE22	1:A:83:LEU:N	0.47	2.08	5	6
1:A:229:ASN:HD22	1:A:229:ASN:C	0.47	2.13	17	1
1:A:68:VAL:CG2	1:A:101:GLU:HB3	0.47	2.39	17	1

Continued on next page...

Continued from previous page...

Atom-1	Atom-2	Clash(Å)	Distance(Å)	Models	
				Worst	Total
1:A:172:TRP:HE1	1:A:238:GLN:HB2	0.47	1.68	7	20
1:A:120:THR:HB	1:A:123:ASP:HB2	0.47	1.86	1	18
1:A:229:ASN:HD22	1:A:230:PRO:N	0.47	2.08	17	1
1:A:204:VAL:HG21	1:A:218:GLY:HA3	0.47	1.86	8	16
1:A:96:THR:O	1:A:100:VAL:HG23	0.47	2.10	18	18
1:A:209:ARG:CD	1:A:241:ASN:HB3	0.47	2.40	8	2
1:A:168:ILE:HD13	1:A:230:PRO:HB2	0.47	1.86	13	1
1:A:182:GLN:HA	1:A:185:THR:HG22	0.47	1.86	18	12
1:A:140:SER:CB	1:A:148:LEU:HD13	0.47	2.40	20	16
1:A:146:ILE:CD1	1:A:188:ILE:HD13	0.47	2.40	7	12
1:A:60:GLN:HG2	1:A:79:LEU:HD12	0.47	1.85	6	5
1:A:113:GLN:HG2	1:A:139:ALA:CB	0.47	2.40	8	16
1:A:220:ALA:HA	1:A:223:GLN:HE21	0.47	1.70	20	2
1:A:146:ILE:HG12	1:A:150:ARG:HG2	0.47	1.85	3	1
1:A:126:GLN:HG3	1:A:158:LEU:CD1	0.47	2.40	18	10
1:A:73:THR:HG21	1:A:106:GLN:CG	0.47	2.40	11	8
1:A:182:GLN:O	1:A:186:LEU:HG	0.47	2.10	19	14
1:A:73:THR:HG22	1:A:102:ILE:HG23	0.46	1.86	5	13
1:A:41:SER:O	1:A:45:LEU:HG	0.46	2.10	15	7
1:A:174:ALA:O	1:A:178:MET:N	0.46	2.46	14	5
1:A:70:GLU:HB3	1:A:72:LYS:NZ	0.46	2.25	7	2
1:A:91:GLN:HA	1:A:94:GLU:OE1	0.46	2.11	17	1
1:A:64:ILE:CD1	1:A:80:PHE:HA	0.46	2.41	7	17
1:A:237:THR:HA	1:A:240:VAL:HB	0.46	1.87	19	14
1:A:137:ILE:HD13	1:A:155:GLN:NE2	0.46	2.26	19	1
1:A:67:LEU:O	1:A:70:GLU:HB2	0.46	2.11	19	1
1:A:162:LYS:CG	1:A:163:GLU:N	0.46	2.78	20	8
1:A:202:GLN:O	1:A:206:PHE:CD2	0.46	2.69	9	14
1:A:129:GLN:HB3	1:A:133:TRP:NE1	0.46	2.26	12	6
1:A:87:LEU:HB2	1:A:92:ARG:N	0.46	2.26	16	9
1:A:171:THR:HG21	1:A:198:TRP:CE2	0.46	2.46	15	11
1:A:52:SER:O	1:A:56:ARG:N	0.46	2.48	3	5
1:A:98:LEU:CD1	1:A:98:LEU:N	0.46	2.79	20	12
1:A:188:ILE:CG2	1:A:192:GLU:HA	0.46	2.41	8	10
1:A:133:TRP:CZ2	1:A:154:ALA:HB1	0.46	2.46	14	14
1:A:188:ILE:HG21	1:A:192:GLU:HA	0.46	1.88	15	3
1:A:104:LEU:HD13	1:A:138:ASP:HB3	0.45	1.86	19	13
1:A:149:LEU:O	1:A:153:ILE:HB	0.45	2.11	14	11
1:A:201:LEU:HG	1:A:222:TRP:CE3	0.45	2.47	10	5
1:A:197:GLY:O	1:A:222:TRP:NE1	0.45	2.48	18	4
1:A:41:SER:OG	1:A:67:LEU:HG	0.45	2.12	11	3

Continued on next page...

Continued from previous page...

Atom-1	Atom-2	Clash(Å)	Distance(Å)	Models	
				Worst	Total
1:A:152:LEU:HA	1:A:155:GLN:HG2	0.45	1.88	18	7
1:A:223:GLN:HA	1:A:232:ALA:CB	0.45	2.42	6	14
1:A:172:TRP:CE2	1:A:239:LEU:CD1	0.45	2.99	11	5
1:A:194:ILE:HG22	1:A:198:TRP:CD1	0.45	2.45	5	8
1:A:98:LEU:N	1:A:98:LEU:CD1	0.45	2.79	7	8
1:A:168:ILE:CG2	1:A:236:PRO:HD3	0.45	2.42	6	19
1:A:87:LEU:HD22	1:A:87:LEU:N	0.45	2.27	16	12
1:A:212:PRO:HA	1:A:242:VAL:CG2	0.45	2.42	19	8
1:A:196:GLN:NE2	1:A:196:GLN:N	0.45	2.65	9	7
1:A:196:GLN:NE2	1:A:197:GLY:H	0.45	2.10	3	3
1:A:114:ASN:O	1:A:118:LYS:HE3	0.45	2.11	3	6
1:A:156:GLU:HA	1:A:159:LEU:CG	0.45	2.41	6	2
1:A:72:LYS:N	1:A:72:LYS:CD	0.45	2.80	4	13
1:A:133:TRP:O	1:A:137:ILE:HD12	0.45	2.12	17	17
1:A:64:ILE:HB	1:A:98:LEU:HD23	0.45	1.87	18	3
1:A:125:GLU:HB3	1:A:128:GLN:CG	0.45	2.42	14	1
1:A:87:LEU:N	1:A:87:LEU:HD22	0.45	2.27	3	6
1:A:155:GLN:O	1:A:158:LEU:HB2	0.45	2.12	17	12
1:A:57:ILE:CD1	1:A:91:GLN:HE21	0.45	2.25	8	3
1:A:100:VAL:HG12	1:A:135:ALA:HB1	0.45	1.87	11	9
1:A:172:TRP:CZ2	1:A:239:LEU:HB3	0.45	2.47	18	1
1:A:175:LEU:HB3	1:A:202:GLN:HB3	0.45	1.88	18	4
1:A:129:GLN:HB2	1:A:158:LEU:HD21	0.44	1.90	14	1
1:A:30:THR:HA	1:A:33:MET:SD	0.44	2.52	15	2
1:A:28:GLN:O	1:A:31:ALA:HB3	0.44	2.12	11	1
1:A:207:ASP:HB3	1:A:208:ASN:OD1	0.44	2.13	20	2
1:A:172:TRP:HD1	1:A:238:GLN:NE2	0.44	2.11	10	4
1:A:142:GLY:O	1:A:144:PRO:HD3	0.44	2.12	1	11
1:A:79:LEU:HA	1:A:82:GLN:HG2	0.44	1.89	2	10
1:A:236:PRO:HD2	1:A:239:LEU:HD11	0.44	1.89	11	5
1:A:51:SER:OG	1:A:55:THR:HG21	0.44	2.11	9	1
1:A:79:LEU:O	1:A:82:GLN:HB2	0.44	2.12	11	14
1:A:149:LEU:HA	1:A:152:LEU:CD2	0.44	2.43	18	2
1:A:130:ALA:O	1:A:134:GLN:HG3	0.44	2.12	2	3
1:A:146:ILE:HB	1:A:186:LEU:HD13	0.44	1.90	13	2
1:A:188:ILE:HD12	1:A:196:GLN:N	0.44	2.28	4	5
1:A:180:GLN:HG2	1:A:206:PHE:CD2	0.44	2.48	15	3
1:A:48:MET:HG3	1:A:60:GLN:HG3	0.44	1.90	16	2
1:A:236:PRO:O	1:A:239:LEU:CD2	0.44	2.66	7	19
1:A:195:LEU:N	1:A:195:LEU:CD1	0.44	2.80	15	5
1:A:119:ILE:CG2	1:A:124:LEU:HD23	0.44	2.43	19	4

Continued on next page...

Continued from previous page...

Atom-1	Atom-2	Clash(Å)	Distance(Å)	Models	
				Worst	Total
1:A:193:ASN:ND2	1:A:193:ASN:N	0.44	2.65	19	2
1:A:43:PHE:CE1	1:A:47:GLN:NE2	0.44	2.86	19	1
1:A:113:GLN:CG	1:A:139:ALA:HB1	0.44	2.42	20	11
1:A:196:GLN:N	1:A:196:GLN:NE2	0.44	2.65	7	7
1:A:64:ILE:HG21	1:A:102:ILE:HD11	0.44	1.89	11	12
1:A:212:PRO:HA	1:A:242:VAL:HG23	0.44	1.90	19	1
1:A:195:LEU:CD1	1:A:195:LEU:N	0.44	2.81	18	10
1:A:83:LEU:HD13	1:A:95:LYS:CE	0.44	2.42	7	3
1:A:113:GLN:CA	1:A:116:LEU:HD12	0.43	2.41	11	6
1:A:72:LYS:CD	1:A:72:LYS:N	0.43	2.81	8	6
1:A:168:ILE:HG22	1:A:236:PRO:HG3	0.43	1.90	17	10
1:A:100:VAL:CG1	1:A:116:LEU:HD11	0.43	2.43	14	20
1:A:175:LEU:HD11	1:A:199:LEU:CD2	0.43	2.43	15	5
1:A:120:THR:O	1:A:124:LEU:HG	0.43	2.13	19	7
1:A:207:ASP:HB3	1:A:208:ASN:ND2	0.43	2.29	1	1
1:A:202:GLN:HA	1:A:205:TRP:CB	0.43	2.42	19	3
1:A:51:SER:HB3	1:A:55:THR:CG2	0.43	2.43	3	1
1:A:100:VAL:HG13	1:A:112:ALA:HB1	0.43	1.89	5	8
1:A:159:LEU:HD11	1:A:164:LYS:HG3	0.43	1.90	11	4
1:A:57:ILE:HG13	1:A:84:PRO:HD2	0.43	1.90	8	5
1:A:127:ASN:O	1:A:131:ARG:HD3	0.43	2.13	12	1
1:A:93:ARG:CG	1:A:93:ARG:NH1	0.43	2.79	10	1
1:A:209:ARG:HA	1:A:215:MET:SD	0.43	2.53	20	2
1:A:61:LEU:CD2	1:A:94:GLU:HB3	0.43	2.44	13	2
1:A:121:PRO:C	1:A:123:ASP:H	0.43	2.16	2	4
1:A:172:TRP:CD1	1:A:238:GLN:NE2	0.43	2.86	10	2
1:A:125:GLU:HB3	1:A:128:GLN:HG2	0.43	1.88	15	2
1:A:245:PHE:CD2	1:A:246:LYS:HG2	0.43	2.48	1	1
1:A:74:GLY:HA2	1:A:77:VAL:HB	0.43	1.91	12	13
1:A:170:ALA:HA	1:A:173:GLN:HB2	0.43	1.90	18	14
1:A:72:LYS:HB3	1:A:75:GLN:HB2	0.43	1.91	19	6
1:A:33:MET:HB3	1:A:131:ARG:NH2	0.43	2.29	14	1
1:A:116:LEU:HD23	1:A:132:TYR:CD2	0.43	2.49	6	1
1:A:245:PHE:C	1:A:245:PHE:CD1	0.43	2.92	17	1
1:A:152:LEU:HD22	1:A:152:LEU:H	0.43	1.72	18	1
1:A:78:GLU:O	1:A:81:ASN:HB2	0.43	2.13	6	1
1:A:121:PRO:HG3	1:A:133:TRP:CZ2	0.43	2.48	14	2
1:A:230:PRO:HA	1:A:233:LYS:HE3	0.43	1.89	8	1
1:A:222:TRP:HA	1:A:225:ARG:HG3	0.43	1.91	11	1
1:A:194:ILE:HG23	1:A:230:PRO:HD2	0.43	1.89	14	2
1:A:67:LEU:HD13	1:A:75:GLN:HB3	0.43	1.91	6	3

Continued on next page...

Continued from previous page...

Atom-1	Atom-2	Clash(Å)	Distance(Å)	Models	
				Worst	Total
1:A:143:ARG:HA	1:A:144:PRO:HD2	0.42	1.72	10	6
1:A:245:PHE:O	1:A:246:LYS:O	0.42	2.37	17	1
1:A:54:ASP:O	1:A:58:ASN:HB2	0.42	2.14	18	2
1:A:130:ALA:HB2	1:A:158:LEU:HD23	0.42	1.91	8	1
1:A:101:GLU:HA	1:A:104:LEU:HD12	0.42	1.92	20	2
1:A:194:ILE:CG2	1:A:230:PRO:HD2	0.42	2.45	19	4
1:A:64:ILE:CG2	1:A:102:ILE:HD11	0.42	2.44	6	1
1:A:78:GLU:HG3	1:A:79:LEU:N	0.42	2.30	8	2
1:A:146:ILE:HB	1:A:186:LEU:HB3	0.42	1.91	6	2
1:A:163:GLU:HB3	1:A:166:GLN:NE2	0.42	2.28	15	1
1:A:44:TYR:CD1	1:A:44:TYR:N	0.42	2.86	19	1
1:A:152:LEU:N	1:A:152:LEU:HD22	0.42	2.30	14	7
1:A:78:GLU:HA	1:A:81:ASN:ND2	0.42	2.29	8	1
1:A:178:MET:HG2	1:A:202:GLN:NE2	0.42	2.29	9	4
1:A:116:LEU:HD13	1:A:136:LYS:HA	0.42	1.90	3	3
1:A:97:LEU:HD22	1:A:132:TYR:HB2	0.42	1.91	6	2
1:A:195:LEU:HD12	1:A:195:LEU:N	0.42	2.29	18	2
1:A:87:LEU:HB3	1:A:91:GLN:HB3	0.42	1.92	10	3
1:A:230:PRO:C	1:A:233:LYS:HD2	0.42	2.33	13	1
1:A:223:GLN:O	1:A:232:ALA:HB1	0.42	2.14	2	1
1:A:173:GLN:HE21	1:A:238:GLN:NE2	0.42	2.13	7	1
1:A:241:ASN:HA	1:A:244:ALA:CB	0.42	2.39	18	2
1:A:67:LEU:HA	1:A:67:LEU:HD23	0.42	1.78	7	1
1:A:73:THR:O	1:A:77:VAL:HG23	0.42	2.15	18	5
1:A:84:PRO:O	1:A:87:LEU:HD21	0.42	2.15	5	3
1:A:65:ARG:HD3	1:A:65:ARG:C	0.41	2.36	13	1
1:A:175:LEU:HD11	1:A:199:LEU:HD23	0.41	1.93	6	4
1:A:153:ILE:HG21	1:A:195:LEU:HD12	0.41	1.90	11	2
1:A:132:TYR:HE1	1:A:133:TRP:CH2	0.41	2.33	12	4
1:A:225:ARG:HB2	1:A:226:TYR:CD1	0.41	2.50	11	1
1:A:147:ASP:HA	1:A:150:ARG:CD	0.41	2.45	18	1
1:A:116:LEU:HD13	1:A:136:LYS:CD	0.41	2.45	18	10
1:A:152:LEU:HD22	1:A:152:LEU:N	0.41	2.30	19	3
1:A:65:ARG:HD2	1:A:66:ALA:N	0.41	2.30	4	1
1:A:178:MET:SD	1:A:202:GLN:NE2	0.41	2.94	7	2
1:A:94:GLU:O	1:A:98:LEU:HD13	0.41	2.14	6	1
1:A:44:TYR:N	1:A:44:TYR:CD1	0.41	2.88	18	1
1:A:194:ILE:HD12	1:A:230:PRO:CD	0.41	2.46	12	3
1:A:193:ASN:HB3	1:A:194:ILE:HG12	0.41	1.92	6	1
1:A:198:TRP:CH2	1:A:231:GLY:HA3	0.41	2.51	19	1
1:A:159:LEU:HD12	1:A:160:GLY:N	0.41	2.30	17	2

Continued on next page...

Continued from previous page...

Atom-1	Atom-2	Clash(Å)	Distance(Å)	Models	
				Worst	Total
1:A:93:ARG:HE	1:A:120:THR:CB	0.41	2.28	11	1
1:A:129:GLN:HB3	1:A:133:TRP:CD1	0.41	2.51	6	1
1:A:73:THR:O	1:A:77:VAL:N	0.41	2.53	19	4
1:A:175:LEU:HD12	1:A:202:GLN:HE21	0.41	1.76	5	2
1:A:146:ILE:HG13	1:A:149:LEU:HG	0.41	1.92	3	1
1:A:234:MET:O	1:A:234:MET:HG3	0.41	2.15	13	1
1:A:62:LEU:HA	1:A:65:ARG:HG2	0.41	1.93	5	1
1:A:199:LEU:HD23	1:A:199:LEU:N	0.41	2.31	16	1
1:A:121:PRO:HA	1:A:124:LEU:HG	0.41	1.92	19	2
1:A:205:TRP:HA	1:A:215:MET:SD	0.41	2.56	10	1
1:A:49:GLN:HA	1:A:56:ARG:NH2	0.41	2.31	3	1
1:A:133:TRP:CE2	1:A:154:ALA:CB	0.40	3.01	7	1
1:A:33:MET:CG	1:A:62:LEU:HD13	0.40	2.46	14	1
1:A:153:ILE:HG21	1:A:195:LEU:CD1	0.40	2.46	18	2
1:A:46:GLN:O	1:A:50:GLN:HB2	0.40	2.15	12	1
1:A:109:PHE:O	1:A:113:GLN:HG3	0.40	2.17	2	1
1:A:193:ASN:HD22	1:A:193:ASN:H	0.40	1.60	16	1
1:A:194:ILE:HD12	1:A:230:PRO:HD2	0.40	1.93	11	1
1:A:52:SER:OG	1:A:53:ASP:N	0.40	2.54	7	1
1:A:159:LEU:CD1	1:A:163:GLU:HB2	0.40	2.42	10	1
1:A:53:ASP:O	1:A:57:ILE:HG22	0.40	2.16	2	1
1:A:63:ALA:O	1:A:67:LEU:HB2	0.40	2.17	2	1
1:A:78:GLU:O	1:A:81:ASN:HB3	0.40	2.17	3	1
1:A:241:ASN:O	1:A:245:PHE:N	0.40	2.55	8	1
1:A:152:LEU:CD2	1:A:153:ILE:H	0.40	2.29	9	1

6.3 Torsion angles ⓘ

6.3.1 Protein backbone ⓘ

In the following table, the Percentiles column shows the percent Ramachandran outliers of the chain as a percentile score with respect to all PDB entries followed by that with respect to all NMR entries. The Analysed column shows the number of residues for which the backbone conformation was analysed and the total number of residues.

Mol	Chain	Analysed	Favoured	Allowed	Outliers	Percentiles	
1	A	216/250 (86%)	189±2 (88±1%)	22±2 (10±1%)	5±1 (2±0%)	10	47
All	All	4320/5000 (86%)	3781 (88%)	432 (10%)	107 (2%)	10	47

All 9 unique Ramachandran outliers are listed below. They are sorted by the frequency of occurrence in the ensemble.

Mol	Chain	Res	Type	Models (Total)
1	A	246	LYS	20
1	A	124	LEU	20
1	A	141	GLN	20
1	A	144	PRO	19
1	A	53	ASP	16
1	A	245	PHE	6
1	A	195	LEU	4
1	A	192	GLU	1
1	A	147	ASP	1

6.3.2 Protein sidechains ⓘ

In the following table, the Percentiles column shows the percent sidechain outliers of the chain as a percentile score with respect to all PDB entries followed by that with respect to all NMR entries. The Analysed column shows the number of residues for which the sidechain conformation was analysed and the total number of residues.

Mol	Chain	Analysed	Rotameric	Outliers	Percentiles	
1	A	180/208 (87%)	138±3 (77±2%)	42±3 (23±2%)	3	29
All	All	3600/4160 (87%)	2763 (77%)	837 (23%)	3	29

All 85 unique residues with a non-rotameric sidechain are listed below. They are sorted by the frequency of occurrence in the ensemble.

Mol	Chain	Res	Type	Models (Total)
1	A	68	VAL	20
1	A	216	LYS	20
1	A	57	ILE	20
1	A	149	LEU	20
1	A	204	VAL	20
1	A	75	GLN	20
1	A	158	LEU	20
1	A	202	GLN	20
1	A	201	LEU	20
1	A	228	ASN	20
1	A	196	GLN	20
1	A	199	LEU	20
1	A	241	ASN	20
1	A	245	PHE	20
1	A	79	LEU	20
1	A	239	LEU	20
1	A	97	LEU	20

Continued on next page...

Continued from previous page...

Mol	Chain	Res	Type	Models (Total)
1	A	107	LYS	20
1	A	180	GLN	20
1	A	166	GLN	20
1	A	152	LEU	20
1	A	83	LEU	20
1	A	178	MET	20
1	A	123	ASP	20
1	A	175	LEU	20
1	A	235	LEU	20
1	A	95	LYS	20
1	A	179	THR	19
1	A	233	LYS	18
1	A	163	GLU	17
1	A	38	GLN	14
1	A	200	ASP	14
1	A	65	ARG	14
1	A	242	VAL	13
1	A	108	ASP	13
1	A	150	ARG	12
1	A	126	GLN	12
1	A	234	MET	10
1	A	167	ASN	10
1	A	141	GLN	9
1	A	114	ASN	8
1	A	162	LYS	8
1	A	62	LEU	7
1	A	52	SER	7
1	A	85	GLN	6
1	A	193	ASN	5
1	A	56	ARG	5
1	A	67	LEU	5
1	A	243	LYS	5
1	A	238	GLN	4
1	A	28	GLN	4
1	A	131	ARG	4
1	A	240	VAL	3
1	A	169	ASP	3
1	A	165	GLN	3
1	A	156	GLU	3
1	A	136	LYS	3
1	A	94	GLU	3
1	A	155	GLN	3

Continued on next page...

Continued from previous page...

Mol	Chain	Res	Type	Models (Total)
1	A	54	ASP	2
1	A	223	GLN	2
1	A	128	GLN	2
1	A	89	ASP	2
1	A	211	ASP	2
1	A	30	THR	2
1	A	82	GLN	2
1	A	41	SER	1
1	A	182	GLN	1
1	A	101	GLU	1
1	A	147	ASP	1
1	A	208	ASN	1
1	A	188	ILE	1
1	A	88	ASN	1
1	A	81	ASN	1
1	A	29	SER	1
1	A	47	GLN	1
1	A	50	GLN	1
1	A	58	ASN	1
1	A	46	GLN	1
1	A	140	SER	1
1	A	221	ASP	1
1	A	209	ARG	1
1	A	93	ARG	1
1	A	69	LYS	1
1	A	229	ASN	1

6.3.3 RNA ⓘ

There are no RNA molecules in this entry.

6.4 Non-standard residues in protein, DNA, RNA chains ⓘ

There are no non-standard protein/DNA/RNA residues in this entry.

6.5 Carbohydrates ⓘ

There are no carbohydrates in this entry.

6.6 Ligand geometry

There are no ligands in this entry.

6.7 Other polymers

There are no such molecules in this entry.

6.8 Polymer linkage issues

There are no chain breaks in this entry.

7 Chemical shift validation

The completeness of assignment taking into account all chemical shift lists is 88% for the well-defined parts and 84% for the entire structure.

7.1 Chemical shift list 1

File name: 2mhk_cs.str

Chemical shift list name: *assigned_chem_shift_list*

7.1.1 Bookkeeping

The following table shows the results of parsing the chemical shift list and reports the number of nuclei with statistically unusual chemical shifts.

Total number of shifts	2919
Number of shifts mapped to atoms	2919
Number of unparsed shifts	0
Number of shifts with mapping errors	0
Number of shifts with mapping warnings	0
Number of shift outliers (ShiftChecker)	15

7.1.2 Chemical shift referencing

The following table shows the suggested chemical shift referencing corrections.

Nucleus	# values	Correction \pm precision, ppm	Suggested action
$^{13}\text{C}_\alpha$	239	-1.31 ± 0.05	Should be applied
$^{13}\text{C}_\beta$	225	-0.83 ± 0.08	Should be applied
$^{13}\text{C}'$	226	-0.20 ± 0.05	None needed (< 0.5 ppm)
^{15}N	224	0.35 ± 0.27	None needed (< 0.5 ppm)

7.1.3 Completeness of resonance assignments

The following table shows the completeness of the chemical shift assignments for the well-defined regions of the structure. The overall completeness is 88%, i.e. 2414 atoms were assigned a chemical shift out of a possible 2731. 0 out of 32 assigned methyl groups (LEU and VAL) were assigned stereospecifically.

	Total	^1H	^{13}C	^{15}N
Backbone	1049/1064 (99%)	422/424 (100%)	421/432 (97%)	206/208 (99%)
Sidechain	1237/1518 (81%)	739/888 (83%)	465/544 (85%)	33/86 (38%)

Continued on next page...

Continued from previous page...

	Total	¹ H	¹³ C	¹⁵ N
Aromatic	128/149 (86%)	66/77 (86%)	56/66 (85%)	6/6 (100%)
Overall	2414/2731 (88%)	1227/1389 (88%)	942/1042 (90%)	245/300 (82%)

The following table shows the completeness of the chemical shift assignments for the full structure. The overall completeness is 84%, i.e. 2609 atoms were assigned a chemical shift out of a possible 3108. 0 out of 34 assigned methyl groups (LEU and VAL) were assigned stereospecifically.

	Total	¹ H	¹³ C	¹⁵ N
Backbone	1151/1228 (94%)	462/489 (94%)	465/500 (93%)	224/239 (94%)
Sidechain	1330/1667 (80%)	797/979 (81%)	498/598 (83%)	35/90 (39%)
Aromatic	128/213 (60%)	66/109 (61%)	56/82 (68%)	6/22 (27%)
Overall	2609/3108 (84%)	1325/1577 (84%)	1019/1180 (86%)	265/351 (75%)

7.1.4 Statistically unusual chemical shifts ⓘ

The following table lists the statistically unusual chemical shifts. These are statistical measures, and large deviations from the mean do not necessarily imply incorrect assignments. Molecules containing paramagnetic centres or hemes are expected to give rise to anomalous chemical shifts.

Mol	Chain	Res	Type	Atom	Shift, ppm	Expected range, ppm	Z-score
1	A	47	GLN	HG2	-0.11	3.67 – 0.97	-9.0
1	A	47	GLN	HB3	-0.38	3.37 – 0.67	-8.9
1	A	176	SER	HB2	1.80	5.18 – 2.58	-8.0
1	A	47	GLN	HB2	0.26	3.30 – 0.80	-7.2
1	A	201	LEU	HB2	-0.74	3.32 – -0.08	-6.9
1	A	171	THR	HG22	-0.33	2.29 – -0.01	-6.4
1	A	171	THR	HG21	-0.33	2.29 – -0.01	-6.4
1	A	171	THR	HG23	-0.33	2.29 – -0.01	-6.4
1	A	209	ARG	HD2	1.67	4.27 – 1.97	-6.3
1	A	172	TRP	HZ2	5.57	8.89 – 5.69	-5.4
1	A	154	ALA	HB1	0.03	2.61 – 0.11	-5.3
1	A	154	ALA	HB2	0.03	2.61 – 0.11	-5.3
1	A	154	ALA	HB3	0.03	2.61 – 0.11	-5.3
1	A	47	GLN	HG3	0.80	3.75 – 0.85	-5.2
1	A	29	SER	HB2	2.57	5.18 – 2.58	-5.0

7.1.5 Random Coil Index (RCI) plots ⓘ

The image below reports *random coil index* values for the protein chains in the structure. The height of each bar gives a probability of a given residue to be disordered, as predicted from the available chemical shifts and the amino acid sequence. A value above 0.2 is an indication of significant predicted disorder. The colour of the bar shows whether the residue is in the well-

defined core (black) or in the ill-defined residue ranges (cyan), as described in section 2 on ensemble composition.

Random coil index (RCI) for chain A:

