



Full wwPDB X-ray Structure Validation Report ⓘ

Feb 14, 2017 – 03:15 am GMT

PDB ID : 1MIU
Title : Structure of a BRCA2-DSS1 complex
Authors : Yang, H.; Jeffrey, P.D.; Miller, J.; Kinnucan, E.; Sun, Y.; Thoma, N.H.; Zheng, N.; Chen, P.L.; Lee, W.H.; Pavletich, N.P.
Deposited on : 2002-08-23
Resolution : 3.10 Å(reported)

This is a Full wwPDB X-ray Structure Validation Report for a publicly released PDB entry.

We welcome your comments at validation@mail.wwpdb.org

A user guide is available at

<http://wwpdb.org/validation/2016/XrayValidationReportHelp>

with specific help available everywhere you see the ⓘ symbol.

The following versions of software and data (see [references ⓘ](#)) were used in the production of this report:

MolProbity : 4.02b-467
Xtriage (Phenix) : **NOT EXECUTED**
EDS : **NOT EXECUTED**
Percentile statistics : 20161228.v01 (using entries in the PDB archive December 28th 2016)
Ideal geometry (proteins) : Engh & Huber (2001)
Ideal geometry (DNA, RNA) : Parkinson et al. (1996)
Validation Pipeline (wwPDB-VP) : recalc28949

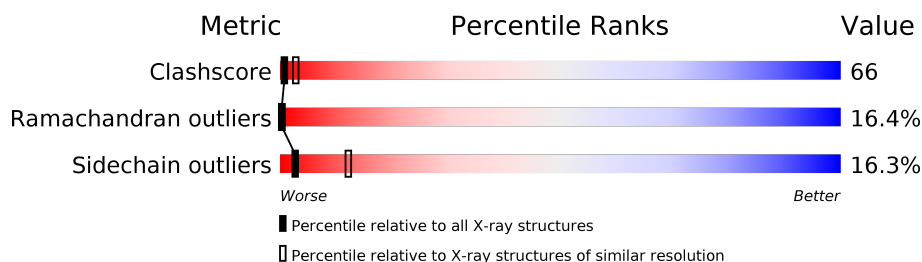
1 Overall quality at a glance

The following experimental techniques were used to determine the structure:

X-RAY DIFFRACTION

The reported resolution of this entry is 3.10 Å.

Percentile scores (ranging between 0-100) for global validation metrics of the entry are shown in the following graphic. The table shows the number of entries on which the scores are based.



| Metric | Whole archive (#Entries) | Similar resolution (#Entries, resolution range(Å)) |
|-----------------------|-----------------------------|---|
| Clashscore | 112137 | 1099 (3.12-3.08) |
| Ramachandran outliers | 110173 | 1057 (3.12-3.08) |
| Sidechain outliers | 110143 | 1057 (3.12-3.08) |

The table below summarises the geometric issues observed across the polymeric chains and their fit to the electron density. The red, orange, yellow and green segments on the lower bar indicate the fraction of residues that contain outliers for ≥ 3 , 2, 1 and 0 types of geometric quality criteria. A grey segment represents the fraction of residues that are not modelled. The numeric value for each fraction is indicated below the corresponding segment, with a dot representing fractions $\leq 5\%$. The upper red bar (where present) indicates the fraction of residues that have poor fit to the electron density. The numeric value is given above the bar.

Note EDS was not executed.

| Mol | Chain | Length | Quality of chain |
|-----|-------|--------|------------------|
| 1 | B | 70 | |
| 2 | A | 738 | |

2 Entry composition

There are 3 unique types of molecules in this entry. The entry contains 5647 atoms, of which 0 are hydrogens and 0 are deuteriums.

In the tables below, the ZeroOcc column contains the number of atoms modelled with zero occupancy, the AltConf column contains the number of residues with at least one atom in alternate conformation and the Trace column contains the number of residues modelled with at most 2 atoms.

- Molecule 1 is a protein called Deleted in split hand/split foot protein 1.

| Mol | Chain | Residues | Atoms | | | | ZeroOcc | AltConf | Trace |
|-----|-------|----------|-------|-----|----|----|---------|---------|-------|
| 1 | B | 42 | Total | C | N | O | 0 | 0 | 0 |
| | | | 348 | 217 | 53 | 78 | | | |

- Molecule 2 is a protein called Breast Cancer type 2 susceptibility protein.

| Mol | Chain | Residues | Atoms | | | | | ZeroOcc | AltConf | Trace |
|-----|-------|----------|-------|------|-----|-----|----|---------|---------|-------|
| 2 | A | 671 | Total | C | N | O | S | 0 | 0 | 0 |
| | | | 5294 | 3361 | 925 | 991 | 17 | | | |

- Molecule 3 is MERCURY (II) ION (three-letter code: HG) (formula: Hg).

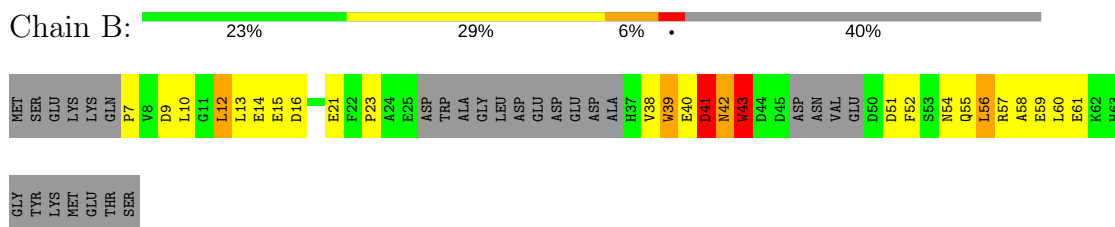
| Mol | Chain | Residues | Atoms | | ZeroOcc | AltConf |
|-----|-------|----------|-------|----|---------|---------|
| 3 | A | 5 | Total | Hg | 0 | 0 |
| | | | 5 | 5 | | |

3 Residue-property plots

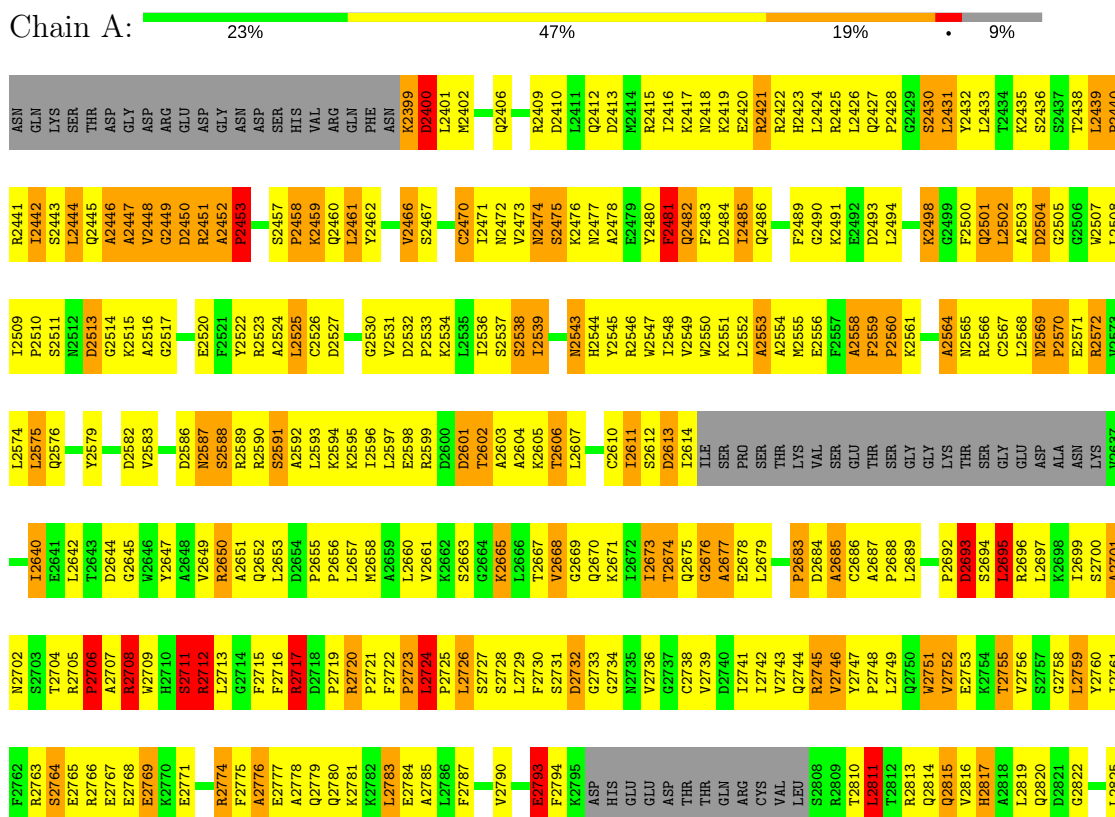
These plots are drawn for all protein, RNA and DNA chains in the entry. The first graphic for a chain summarises the proportions of the various outlier classes displayed in the second graphic. The second graphic shows the sequence view annotated by issues in geometry and electron density. Residues are color-coded according to the number of geometric quality criteria for which they contain at least one outlier: green = 0, yellow = 1, orange = 2 and red = 3 or more. A red dot above a residue indicates a poor fit to the electron density ($RSRZ > 2$). Stretches of 2 or more consecutive residues without any outlier are shown as a green connector. Residues present in the sample, but not in the model, are shown in grey.

Note EDS was not executed.

- Molecule 1: Deleted in split hand/split foot protein 1



- Molecule 2: Breast Cancer type 2 susceptibility protein



| | | | | | |
|-------|-------|-------|-------|-------|-------|
| Y3091 | Y2889 | Y2854 | V3021 | V2889 | V2829 |
| K3092 | W2890 | V2959 | F3024 | K2891 | Q2830 |
| E3093 | L2892 | S2960 | G3025 | L2892 | Y2831 |
| A3094 | L2893 | S2961 | I3026 | L2893 | A2832 |
| E3095 | V2894 | L2865 | D3027 | V2894 | S2833 |
| K3096 | T2895 | Q2966 | L3028 | T2895 | D2834 |
| K3097 | S2896 | V2967 | N3029 | S2896 | P2835 |
| L3098 | Y2897 | Y2968 | E3030 | Y2897 | D2836 |
| L3099 | K2898 | Q2969 | D3031 | K2898 | H2837 |
| | L2838 | Q2970 | I3032 | L2838 | L2837 |
| L3102 | K2899 | P2970 | K3033 | K2899 | L2838 |
| E3103 | K2900 | R2971 | P3034 | K2900 | E2839 |
| GLY | E2901 | | | E2901 | E2840 |
| ASP | K2902 | | R3035 | K2902 | C2841 |
| SER | S2903 | L2974 | Y3036 | S2903 | F2842 |
| PRO | H2975 | H2975 | L3037 | A2904 | S2843 |
| LYS | F2976 | F2976 | I3038 | L2905 | E2844 |
| TRP | S2977 | S2977 | A3039 | L2906 | E2845 |
| SER | R2978 | R2978 | A3040 | S2907 | Q2846 |
| THR | L2979 | L2979 | S3041 | I2908 | L2847 |
| PRO | N2909 | S2980 | N3042 | W2909 | R2848 |
| ASN | D2981 | D2981 | L3043 | R2910 | A2849 |
| LYS | P2982 | P2982 | Q3044 | P2911 | L2850 |
| ASP | A2983 | A2983 | C3045 | S2912 | |
| | F2984 | F2984 | | S2913 | N2851 |
| | Q2985 | Q2985 | E3048 | S2913 | N2852 |
| | P2986 | P2986 | S3049 | D2914 | Y2853 |
| | T2987 | T2987 | T3050 | L2915 | R2854 |
| | S3051 | S3051 | S3051 | | Q2855 |
| | G3052 | G3052 | G3052 | L2919 | M2856 |
| | V3053 | V3053 | V3053 | T2920 | L2857 |
| | P3054 | P3054 | P3054 | E2921 | N2858 |
| | I3055 | I3055 | I3055 | G2922 | D2859 |
| | L3056 | L3056 | L3056 | K2923 | K2860 |
| | | | | R2924 | K2861 |
| | S3062 | S3062 | | Y2925 | Q2862 |
| | I3063 | I3063 | | R2926 | A2863 |
| | | | | T2927 | R2864 |
| | P3068 | P3068 | | Y2928 | L2865 |
| | | | | H2929 | Q2866 |
| A3071 | S2999 | S2999 | A3071 | L2930 | S2867 |
| Y3072 | V3000 | V3000 | Y3072 | A2931 | E2868 |
| F3073 | V3001 | V3001 | F3073 | V2932 | F2869 |
| Q3074 | K3002 | K3002 | Q3074 | S2933 | |
| E3075 | P3003 | P3003 | E3075 | K2934 | R2870 |
| K3076 | I3004 | I3004 | K3076 | S2935 | K2871 |
| V3077 | G3005 | G3005 | V3077 | R2936 | A2872 |
| N3078 | L3006 | L3006 | N3078 | S2937 | L2873 |
| L3079 | A3007 | A3007 | L3079 | K2938 | E2874 |
| L3080 | P3008 | P3008 | L3080 | F2939 | S2875 |
| K3081 | | | K3081 | E2940 | A2876 |
| H3082 | Y3011 | Y3011 | H3082 | R2941 | E2877 |
| A3083 | L3012 | L3012 | A3083 | R2942 | K2876 |
| I3084 | S3013 | S3013 | I3084 | S2943 | E2879 |
| E3085 | D3014 | D3014 | E3085 | S2943 | E2880 |
| N3086 | E3015 | E3015 | N3086 | T2944 | G2881 |
| I3087 | C3016 | C3016 | I3087 | Q2945 | L2882 |
| D3088 | L3017 | L3017 | D3088 | L2946 | S2883 |
| T3089 | N3018 | N3018 | T3089 | T2947 | R2884 |
| F3090 | L3019 | L3019 | F3090 | | |
| | R2951 | R2951 | | | T2887 |
| | | | | | T2888 |

4 Data and refinement statistics

Xtrriage (Phenix) and EDS were not executed - this section is therefore incomplete.

| Property | Value | Source |
|--|--|-----------|
| Space group | C 2 2 2 | Depositor |
| Cell constants a, b, c, α , β , γ | 160.51Å 228.27Å 81.72Å 90.00° 90.00° 90.00° | Depositor |
| Resolution (Å) | 20.00 – 3.10 | Depositor |
| % Data completeness (in resolution range) | (Not available) (20.00-3.10) | Depositor |
| R_{merge} | (Not available) | Depositor |
| R_{sym} | 0.05 | Depositor |
| Refinement program | CNS | Depositor |
| R, R_{free} | 0.256 , 0.310 | Depositor |
| Estimated twinning fraction | No twinning to report. | Xtrriage |
| Total number of atoms | 5647 | wwPDB-VP |
| Average B, all atoms (Å ²) | 107.0 | wwPDB-VP |

5 Model quality

5.1 Standard geometry

Bond lengths and bond angles in the following residue types are not validated in this section: HG

The Z score for a bond length (or angle) is the number of standard deviations the observed value is removed from the expected value. A bond length (or angle) with $|Z| > 5$ is considered an outlier worth inspection. RMSZ is the root-mean-square of all Z scores of the bond lengths (or angles).

| Mol | Chain | Bond lengths | | Bond angles | |
|-----|-------|--------------|---------------|-------------|----------------|
| | | RMSZ | $\# Z > 5$ | RMSZ | $\# Z > 5$ |
| 1 | B | 0.57 | 0/354 | 0.85 | 2/478 (0.4%) |
| 2 | A | 0.59 | 6/5399 (0.1%) | 0.86 | 9/7303 (0.1%) |
| All | All | 0.59 | 6/5753 (0.1%) | 0.85 | 11/7781 (0.1%) |

Chiral center outliers are detected by calculating the chiral volume of a chiral center and verifying if the center is modelled as a planar moiety or with the opposite hand. A planarity outlier is detected by checking planarity of atoms in a peptide group, atoms in a mainchain group or atoms of a sidechain that are expected to be planar.

| Mol | Chain | #Chirality outliers | #Planarity outliers |
|-----|-------|---------------------|---------------------|
| 2 | A | 0 | 1 |

All (6) bond length outliers are listed below:

| Mol | Chain | Res | Type | Atoms | Z | Observed(Å) | Ideal(Å) |
|-----|-------|------|------|--------|------|-------------|----------|
| 2 | A | 2712 | ARG | CZ-NH1 | 6.55 | 1.41 | 1.33 |
| 2 | A | 2712 | ARG | CZ-NH2 | 6.13 | 1.41 | 1.33 |
| 2 | A | 2978 | ARG | CZ-NH1 | 5.45 | 1.40 | 1.33 |
| 2 | A | 2978 | ARG | CZ-NH2 | 5.41 | 1.40 | 1.33 |
| 2 | A | 3045 | CYS | CB-SG | 5.15 | 1.91 | 1.82 |
| 2 | A | 2472 | ASN | CG-OD1 | 5.13 | 1.35 | 1.24 |

All (11) bond angle outliers are listed below:

| Mol | Chain | Res | Type | Atoms | Z | Observed(°) | Ideal(°) |
|-----|-------|------|------|-----------|-------|-------------|----------|
| 2 | A | 2978 | ARG | NE-CZ-NH1 | 11.80 | 126.20 | 120.30 |
| 2 | A | 2458 | PRO | N-CA-CB | 5.95 | 110.44 | 103.30 |
| 2 | A | 2811 | LEU | CA-CB-CG | 5.82 | 128.69 | 115.30 |
| 2 | A | 2724 | LEU | CA-CB-CG | 5.76 | 128.54 | 115.30 |
| 1 | B | 7 | PRO | N-CA-CB | 5.45 | 109.83 | 103.30 |

Continued on next page...

Continued from previous page...

| Mol | Chain | Res | Type | Atoms | Z | Observed(°) | Ideal(°) |
|-----|-------|------|------|-----------|-------|-------------|----------|
| 1 | B | 12 | LEU | CA-CB-CG | -5.36 | 102.96 | 115.30 |
| 2 | A | 2505 | GLY | N-CA-C | -5.35 | 99.73 | 113.10 |
| 2 | A | 2926 | ARG | N-CA-C | -5.34 | 96.57 | 111.00 |
| 2 | A | 2978 | ARG | NE-CZ-NH2 | -5.09 | 117.75 | 120.30 |
| 2 | A | 2986 | PRO | N-CA-CB | 5.04 | 109.34 | 103.30 |
| 2 | A | 2695 | LEU | CA-CB-CG | 5.04 | 126.88 | 115.30 |

There are no chirality outliers.

All (1) planarity outliers are listed below:

| Mol | Chain | Res | Type | Group |
|-----|-------|------|------|-----------|
| 2 | A | 2853 | TYR | Sidechain |

5.2 Too-close contacts ⓘ

In the following table, the Non-H and H(model) columns list the number of non-hydrogen atoms and hydrogen atoms in the chain respectively. The H(added) column lists the number of hydrogen atoms added and optimized by MolProbity. The Clashes column lists the number of clashes within the asymmetric unit, whereas Symm-Clashes lists symmetry related clashes.

| Mol | Chain | Non-H | H(model) | H(added) | Clashes | Symm-Clashes |
|-----|-------|-------|----------|----------|---------|--------------|
| 1 | B | 348 | 0 | 281 | 59 | 0 |
| 2 | A | 5294 | 0 | 5280 | 722 | 0 |
| 3 | A | 5 | 0 | 0 | 0 | 0 |
| All | All | 5647 | 0 | 5561 | 744 | 0 |

The all-atom clashscore is defined as the number of clashes found per 1000 atoms (including hydrogen atoms). The all-atom clashscore for this structure is 66.

All (744) close contacts within the same asymmetric unit are listed below, sorted by their clash magnitude.

| Atom-1 | Atom-2 | Interatomic distance (Å) | Clash overlap (Å) |
|-------------------|-------------------|--------------------------|-------------------|
| 2:A:2936:LYS:HD3 | 2:A:2936:LYS:H | 1.02 | 1.15 |
| 2:A:3001:VAL:HG12 | 2:A:3003:PRO:HD3 | 1.34 | 1.05 |
| 2:A:2426:LEU:H | 2:A:2426:LEU:HD12 | 1.20 | 1.01 |
| 1:B:9:ASP:HB3 | 1:B:12:LEU:HD12 | 1.42 | 0.99 |
| 2:A:3020:LEU:HA | 2:A:3054:PRO:HD2 | 1.47 | 0.97 |
| 2:A:2502:LEU:HD23 | 2:A:2503:ALA:H | 1.28 | 0.97 |
| 2:A:2430:SER:HB3 | 2:A:2575:LEU:HD21 | 1.48 | 0.95 |

Continued on next page...

Continued from previous page...

| Atom-1 | Atom-2 | Interatomic distance (Å) | Clash overlap (Å) |
|-------------------|-------------------|--------------------------|-------------------|
| 2:A:2611:ILE:HD11 | 2:A:2670:GLN:HB3 | 1.50 | 0.93 |
| 2:A:2548:ILE:HG23 | 2:A:2576:GLN:HE21 | 1.32 | 0.92 |
| 1:B:21:GLU:O | 1:B:23:PRO:HD3 | 1.69 | 0.92 |
| 2:A:2650:ARG:HH11 | 2:A:2650:ARG:HB2 | 1.34 | 0.90 |
| 2:A:2502:LEU:HD23 | 2:A:2503:ALA:N | 1.87 | 0.90 |
| 2:A:2420:GLU:HB3 | 2:A:2533:PRO:HG2 | 1.55 | 0.89 |
| 2:A:2936:LYS:HD3 | 2:A:2936:LYS:N | 1.87 | 0.89 |
| 2:A:2548:ILE:HG23 | 2:A:2576:GLN:NE2 | 1.88 | 0.88 |
| 2:A:2862:GLN:HE21 | 2:A:2866:GLN:HE21 | 1.19 | 0.88 |
| 2:A:2502:LEU:HD21 | 2:A:2571:GLU:HG2 | 1.54 | 0.88 |
| 2:A:2612:SER:O | 2:A:2668:VAL:HG22 | 1.74 | 0.88 |
| 2:A:2656:PRO:HD3 | 2:A:2732:ASP:HB2 | 1.56 | 0.87 |
| 2:A:2448:VAL:HG21 | 2:A:2559:PHE:CE1 | 2.08 | 0.87 |
| 2:A:2811:LEU:HA | 2:A:2814:GLN:NE2 | 1.90 | 0.87 |
| 2:A:2558:ALA:C | 2:A:2559:PHE:HD2 | 1.78 | 0.87 |
| 2:A:2678:GLU:HG2 | 2:A:2679:LEU:N | 1.90 | 0.87 |
| 2:A:2452:ALA:HB1 | 2:A:2453:PRO:HD2 | 1.58 | 0.85 |
| 2:A:2485:ILE:HG21 | 2:A:2510:PRO:HB3 | 1.58 | 0.85 |
| 2:A:3092:LYS:O | 2:A:3096:LYS:HG3 | 1.76 | 0.85 |
| 2:A:2843:SER:HA | 2:A:2847:LEU:HD22 | 1.56 | 0.85 |
| 2:A:2862:GLN:NE2 | 2:A:2866:GLN:HE21 | 1.75 | 0.84 |
| 2:A:2995:GLY:HA2 | 2:A:3080:LEU:HD23 | 1.58 | 0.84 |
| 2:A:2462:TYR:HB3 | 2:A:2466:VAL:HG22 | 1.59 | 0.84 |
| 2:A:2811:LEU:HA | 2:A:2814:GLN:HE21 | 1.41 | 0.84 |
| 2:A:2503:ALA:O | 2:A:2504:ASP:HB2 | 1.79 | 0.82 |
| 2:A:2572:ARG:O | 2:A:2576:GLN:HG3 | 1.78 | 0.82 |
| 2:A:2861:LYS:O | 2:A:2863:ALA:N | 2.13 | 0.82 |
| 2:A:3002:LYS:HE2 | 2:A:3028:LEU:HD12 | 1.58 | 0.82 |
| 1:B:41:ASP:O | 2:A:2705:ARG:HD2 | 1.80 | 0.81 |
| 2:A:2723:PRO:HG3 | 2:A:2926:ARG:HH21 | 1.45 | 0.81 |
| 2:A:2931:ALA:O | 2:A:2933:SER:N | 2.13 | 0.81 |
| 2:A:2428:PRO:HB2 | 2:A:2433:LEU:HG | 1.63 | 0.80 |
| 2:A:2441:ARG:O | 2:A:2442:ILE:HG13 | 1.82 | 0.80 |
| 2:A:2485:ILE:HD12 | 2:A:2486:GLN:N | 1.97 | 0.80 |
| 2:A:2614:ILE:HD11 | 2:A:2668:VAL:HG23 | 1.64 | 0.80 |
| 2:A:2746:VAL:HG22 | 2:A:2892:LEU:HD22 | 1.63 | 0.80 |
| 2:A:2415:ARG:NH1 | 2:A:2527:ASP:OD1 | 2.15 | 0.80 |
| 2:A:2845:GLU:HG3 | 2:A:2846:GLN:HG3 | 1.61 | 0.80 |
| 2:A:2650:ARG:HH11 | 2:A:2650:ARG:CB | 1.94 | 0.79 |
| 2:A:2483:PHE:HB2 | 2:A:2516:ALA:HB3 | 1.63 | 0.79 |
| 2:A:2543:ASN:HD21 | 2:A:2547:TRP:HE1 | 1.30 | 0.79 |

Continued on next page...

Continued from previous page...

| Atom-1 | Atom-2 | Interatomic distance (Å) | Clash overlap (Å) |
|-------------------|-------------------|--------------------------|-------------------|
| 2:A:2678:GLU:O | 2:A:2697:LEU:HD12 | 1.82 | 0.79 |
| 2:A:2651:ALA:HB1 | 2:A:2699:ILE:HD13 | 1.65 | 0.79 |
| 2:A:2675:GLN:NE2 | 2:A:2722:PHE:H | 1.79 | 0.79 |
| 2:A:2421:ARG:CZ | 2:A:2422:ARG:HG3 | 2.12 | 0.79 |
| 2:A:2543:ASN:ND2 | 2:A:2547:TRP:HE1 | 1.81 | 0.79 |
| 2:A:2553:ALA:O | 2:A:2556:GLU:HB2 | 1.84 | 0.78 |
| 2:A:2544:HIS:O | 2:A:2548:ILE:HG13 | 1.84 | 0.78 |
| 2:A:2448:VAL:HG21 | 2:A:2559:PHE:HE1 | 1.47 | 0.77 |
| 2:A:2869:PHE:O | 2:A:2870:ARG:C | 2.22 | 0.77 |
| 2:A:2476:LYS:HD2 | 2:A:2613:ASP:OD2 | 1.84 | 0.77 |
| 2:A:2724:LEU:HB2 | 2:A:2725:PRO:HD2 | 1.64 | 0.77 |
| 2:A:2892:LEU:O | 2:A:2905:LEU:HD12 | 1.83 | 0.77 |
| 2:A:2868:GLU:HA | 2:A:2868:GLU:OE2 | 1.84 | 0.76 |
| 2:A:3095:GLU:O | 2:A:3099:ILE:HG22 | 1.85 | 0.76 |
| 2:A:2650:ARG:HB2 | 2:A:2650:ARG:NH1 | 1.97 | 0.76 |
| 1:B:56:LEU:O | 1:B:56:LEU:HG | 1.85 | 0.76 |
| 2:A:2675:GLN:HG3 | 2:A:2722:PHE:CE1 | 2.19 | 0.76 |
| 2:A:2565:ASN:C | 2:A:2567:CYS:H | 1.86 | 0.76 |
| 2:A:2601:ASP:O | 2:A:2603:ALA:N | 2.19 | 0.76 |
| 2:A:2673:ILE:CG1 | 2:A:2707:ALA:HB2 | 2.16 | 0.76 |
| 2:A:2674:THR:CG2 | 2:A:2699:ILE:HG23 | 2.14 | 0.76 |
| 2:A:2587:ASN:H | 2:A:2587:ASN:HD22 | 1.35 | 0.75 |
| 2:A:2532:ASP:OD2 | 2:A:2534:LYS:HE3 | 1.86 | 0.75 |
| 2:A:2748:PRO:HG3 | 2:A:3063:ILE:HD11 | 1.69 | 0.75 |
| 2:A:2480:TYR:O | 2:A:2482:GLN:HG2 | 1.85 | 0.75 |
| 2:A:2834:ASP:OD1 | 2:A:2837:HIS:HB2 | 1.86 | 0.75 |
| 2:A:2869:PHE:O | 2:A:2871:LYS:N | 2.20 | 0.75 |
| 2:A:2687:ALA:O | 2:A:2689:LEU:N | 2.20 | 0.75 |
| 2:A:2726:LEU:HA | 2:A:2729:LEU:HG | 1.68 | 0.75 |
| 2:A:2768:GLU:O | 2:A:2768:GLU:HG3 | 1.87 | 0.75 |
| 2:A:3008:PRO:HG2 | 2:A:3024:PHE:HB2 | 1.68 | 0.75 |
| 2:A:2995:GLY:HA2 | 2:A:3080:LEU:CD2 | 2.16 | 0.74 |
| 2:A:2516:ALA:HA | 2:A:2520:GLU:HG2 | 1.68 | 0.74 |
| 2:A:2399:LYS:O | 2:A:2400:ASP:HB2 | 1.84 | 0.74 |
| 2:A:2915:LEU:HD11 | 2:A:2954:TYR:CE1 | 2.23 | 0.74 |
| 2:A:2409:ARG:NH2 | 2:A:2511:SER:HA | 2.02 | 0.74 |
| 1:B:9:ASP:CB | 1:B:12:LEU:HD12 | 2.16 | 0.74 |
| 2:A:3081:LYS:O | 2:A:3085:GLU:HG2 | 1.88 | 0.74 |
| 2:A:2564:ALA:HB3 | 2:A:2566:ARG:HG2 | 1.69 | 0.73 |
| 2:A:2751:TRP:HB3 | 2:A:2768:GLU:HG2 | 1.69 | 0.73 |
| 2:A:3012:LEU:HB2 | 2:A:3020:LEU:HD21 | 1.71 | 0.73 |

Continued on next page...

Continued from previous page...

| Atom-1 | Atom-2 | Interatomic distance (Å) | Clash overlap (Å) |
|-------------------|-------------------|--------------------------|-------------------|
| 2:A:2415:ARG:HD2 | 2:A:2527:ASP:OD2 | 1.87 | 0.73 |
| 2:A:2745:ARG:HH21 | 2:A:2971:ARG:HA | 1.52 | 0.73 |
| 2:A:2898:LYS:O | 2:A:2899:LYS:O | 2.07 | 0.72 |
| 1:B:58:ALA:O | 1:B:61:GLU:HB2 | 1.89 | 0.72 |
| 2:A:2419:LYS:HE3 | 2:A:2526:CYS:O | 1.90 | 0.72 |
| 2:A:2936:LYS:CD | 2:A:2936:LYS:H | 1.90 | 0.72 |
| 2:A:3035:ARG:NE | 2:A:3092:LYS:HD3 | 2.04 | 0.72 |
| 2:A:3015:GLU:OE1 | 2:A:3079:ASN:HB3 | 1.89 | 0.72 |
| 2:A:2452:ALA:HB1 | 2:A:2453:PRO:CD | 2.20 | 0.71 |
| 2:A:2502:LEU:HD21 | 2:A:2571:GLU:CG | 2.19 | 0.71 |
| 2:A:2614:ILE:HG23 | 2:A:2640:ILE:HG22 | 1.72 | 0.71 |
| 2:A:2656:PRO:CD | 2:A:2732:ASP:HB2 | 2.21 | 0.71 |
| 2:A:3052:GLY:O | 2:A:3054:PRO:HD3 | 1.91 | 0.70 |
| 2:A:2711:SER:O | 2:A:2712:ARG:HB2 | 1.89 | 0.70 |
| 2:A:2602:THR:O | 2:A:2603:ALA:C | 2.30 | 0.70 |
| 2:A:2400:ASP:C | 2:A:2402:MET:H | 1.93 | 0.70 |
| 2:A:2653:LEU:HD22 | 2:A:2657:LEU:HD13 | 1.73 | 0.70 |
| 2:A:2723:PRO:HG3 | 2:A:2926:ARG:NH2 | 2.06 | 0.70 |
| 2:A:2819:LEU:HD13 | 2:A:2842:PHE:CD2 | 2.26 | 0.70 |
| 2:A:3032:ILE:O | 2:A:3032:ILE:HG22 | 1.92 | 0.69 |
| 2:A:2745:ARG:HE | 2:A:2971:ARG:CG | 2.04 | 0.69 |
| 2:A:2976:PHE:CE2 | 2:A:3020:LEU:HD22 | 2.27 | 0.69 |
| 2:A:2475:SER:HB2 | 2:A:2550:TRP:NE1 | 2.06 | 0.69 |
| 2:A:2902:LYS:HE2 | 2:A:2943:SER:HA | 1.74 | 0.69 |
| 1:B:12:LEU:CD2 | 2:A:2439:LEU:HD22 | 2.23 | 0.68 |
| 2:A:2475:SER:HB2 | 2:A:2550:TRP:CE2 | 2.28 | 0.68 |
| 2:A:2484:ASP:O | 2:A:2486:GLN:N | 2.27 | 0.68 |
| 2:A:2954:TYR:N | 2:A:2954:TYR:HD2 | 1.90 | 0.68 |
| 2:A:2571:GLU:O | 2:A:2575:LEU:HB2 | 1.93 | 0.68 |
| 2:A:2418:ASN:O | 2:A:2421:ARG:HB3 | 1.94 | 0.68 |
| 2:A:2895:THR:CG2 | 2:A:2903:SER:HB3 | 2.24 | 0.67 |
| 2:A:2485:ILE:HG21 | 2:A:2510:PRO:CB | 2.24 | 0.67 |
| 2:A:2702:ASN:ND2 | 2:A:2733:GLY:O | 2.27 | 0.67 |
| 2:A:2745:ARG:HD3 | 2:A:2921:GLU:OE2 | 1.93 | 0.67 |
| 2:A:2845:GLU:HG3 | 2:A:2846:GLN:N | 2.09 | 0.67 |
| 2:A:2723:PRO:CG | 2:A:2926:ARG:HH21 | 2.06 | 0.67 |
| 2:A:2984:PHE:O | 2:A:2986:PRO:N | 2.28 | 0.67 |
| 2:A:2676:GLY:O | 2:A:2677:ALA:O | 2.13 | 0.67 |
| 2:A:2653:LEU:CD2 | 2:A:2657:LEU:HD13 | 2.25 | 0.67 |
| 2:A:3014:ASP:HA | 2:A:3080:LEU:HD22 | 1.76 | 0.67 |
| 2:A:2431:LEU:HD21 | 2:A:2575:LEU:HD13 | 1.77 | 0.67 |

Continued on next page...

Continued from previous page...

| Atom-1 | Atom-2 | Interatomic distance (Å) | Clash overlap (Å) |
|-------------------|-------------------|--------------------------|-------------------|
| 2:A:2915:LEU:HD21 | 2:A:2954:TYR:CZ | 2.30 | 0.66 |
| 2:A:2450:ASP:O | 2:A:2451:ARG:HB2 | 1.93 | 0.66 |
| 2:A:2900:LYS:O | 2:A:2901:GLU:HB3 | 1.96 | 0.66 |
| 1:B:39:TRP:CZ2 | 2:A:2722:PHE:HB2 | 2.31 | 0.66 |
| 2:A:2678:GLU:HG2 | 2:A:2679:LEU:H | 1.58 | 0.66 |
| 2:A:2587:ASN:H | 2:A:2587:ASN:ND2 | 1.92 | 0.66 |
| 2:A:2938:LYS:O | 2:A:2939:PHE:HB2 | 1.95 | 0.66 |
| 2:A:2954:TYR:N | 2:A:2954:TYR:CD2 | 2.62 | 0.66 |
| 2:A:2822:GLY:HA2 | 2:A:2825:LEU:HB2 | 1.78 | 0.66 |
| 1:B:54:ASN:HB3 | 2:A:2453:PRO:HD2 | 1.78 | 0.66 |
| 2:A:2766:ARG:NE | 2:A:2766:ARG:HA | 2.10 | 0.65 |
| 1:B:57:ARG:HB3 | 2:A:2550:TRP:CH2 | 2.32 | 0.65 |
| 2:A:2675:GLN:NE2 | 2:A:2722:PHE:N | 2.44 | 0.65 |
| 2:A:2745:ARG:NE | 2:A:2971:ARG:HG3 | 2.11 | 0.65 |
| 2:A:3012:LEU:HB2 | 2:A:3020:LEU:CD2 | 2.26 | 0.65 |
| 2:A:2421:ARG:O | 2:A:2421:ARG:NE | 2.30 | 0.65 |
| 2:A:2684:ASP:O | 2:A:2685:ALA:O | 2.15 | 0.65 |
| 2:A:2775:PHE:O | 2:A:2777:GLU:N | 2.30 | 0.65 |
| 2:A:2858:ASN:O | 2:A:2860:LYS:N | 2.30 | 0.65 |
| 1:B:40:GLU:HB2 | 1:B:52:PHE:CZ | 2.32 | 0.65 |
| 2:A:3002:LYS:HE2 | 2:A:3028:LEU:CD1 | 2.27 | 0.64 |
| 2:A:2445:GLN:HE21 | 2:A:2450:ASP:HA | 1.62 | 0.64 |
| 2:A:2864:ARG:HH11 | 2:A:2864:ARG:HG3 | 1.60 | 0.64 |
| 2:A:2611:ILE:HG13 | 2:A:2669:GLY:H | 1.60 | 0.64 |
| 2:A:2845:GLU:HA | 2:A:2848:ARG:HE | 1.62 | 0.64 |
| 2:A:2474:ASN:H | 2:A:2477:ASN:HD21 | 1.43 | 0.64 |
| 2:A:2768:GLU:CG | 2:A:2768:GLU:O | 2.46 | 0.64 |
| 1:B:52:PHE:CE1 | 2:A:2708:ARG:NH1 | 2.65 | 0.64 |
| 1:B:12:LEU:HD22 | 2:A:2439:LEU:HD22 | 1.80 | 0.64 |
| 2:A:2936:LYS:HE3 | 2:A:2942:PRO:O | 1.98 | 0.64 |
| 2:A:2675:GLN:HG3 | 2:A:2722:PHE:HE1 | 1.62 | 0.63 |
| 2:A:2996:VAL:HG21 | 2:A:3084:ILE:HD11 | 1.79 | 0.63 |
| 2:A:2872:ALA:O | 2:A:2875:SER:N | 2.24 | 0.63 |
| 2:A:2459:LYS:C | 2:A:2461:LEU:N | 2.48 | 0.63 |
| 2:A:2667:THR:O | 2:A:2668:VAL:C | 2.36 | 0.63 |
| 2:A:2844:GLU:HG2 | 2:A:2846:GLN:H | 1.64 | 0.63 |
| 2:A:2919:LEU:HD21 | 2:A:2954:TYR:HD1 | 1.64 | 0.63 |
| 2:A:2865:ILE:O | 2:A:2866:GLN:C | 2.37 | 0.63 |
| 2:A:2742:ILE:HD12 | 2:A:2923:LYS:O | 1.99 | 0.63 |
| 2:A:3081:LYS:NZ | 2:A:3085:GLU:HB3 | 2.14 | 0.63 |
| 1:B:16:ASP:OD1 | 1:B:57:ARG:NH2 | 2.32 | 0.63 |

Continued on next page...

Continued from previous page...

| Atom-1 | Atom-2 | Interatomic distance (Å) | Clash overlap (Å) |
|-------------------|-------------------|--------------------------|-------------------|
| 2:A:2640:ILE:HD13 | 2:A:2640:ILE:H | 1.63 | 0.63 |
| 2:A:2675:GLN:O | 2:A:2677:ALA:N | 2.32 | 0.62 |
| 2:A:3031:ASP:O | 2:A:3033:LYS:N | 2.31 | 0.62 |
| 2:A:3099:ILE:HD11 | 2:A:3103:GLU:OE1 | 1.99 | 0.62 |
| 2:A:2891:LYS:O | 2:A:2892:LEU:HD23 | 1.98 | 0.62 |
| 2:A:2425:ARG:HE | 2:A:2426:LEU:CD1 | 2.12 | 0.62 |
| 2:A:2830:GLN:C | 2:A:2832:ALA:H | 2.03 | 0.62 |
| 2:A:2969:GLN:HE22 | 2:A:2987:PRO:CB | 2.11 | 0.62 |
| 2:A:3020:LEU:HB2 | 2:A:3054:PRO:HB2 | 1.82 | 0.62 |
| 2:A:2606:THR:HG22 | 2:A:2716:PHE:HB3 | 1.80 | 0.62 |
| 2:A:2653:LEU:HB3 | 2:A:2657:LEU:CB | 2.30 | 0.62 |
| 2:A:2783:LEU:HD12 | 2:A:2879:GLU:CG | 2.30 | 0.62 |
| 2:A:2591:SER:OG | 2:A:2592:ALA:N | 2.30 | 0.61 |
| 2:A:2745:ARG:HA | 2:A:2921:GLU:OE2 | 2.00 | 0.61 |
| 2:A:2604:ALA:HB1 | 2:A:2677:ALA:HB3 | 1.80 | 0.61 |
| 2:A:2994:VAL:HG22 | 2:A:3073:PHE:HD2 | 1.65 | 0.61 |
| 2:A:3087:ILE:C | 2:A:3089:THR:H | 2.04 | 0.61 |
| 2:A:2611:ILE:HG13 | 2:A:2670:GLN:H | 1.65 | 0.61 |
| 2:A:2474:ASN:H | 2:A:2477:ASN:ND2 | 1.98 | 0.61 |
| 2:A:2674:THR:HG21 | 2:A:2699:ILE:HG23 | 1.83 | 0.61 |
| 2:A:2432:TYR:O | 2:A:2436:SER:HB2 | 2.00 | 0.61 |
| 2:A:2751:TRP:CB | 2:A:2768:GLU:HG2 | 2.31 | 0.61 |
| 2:A:2522:TYR:HE2 | 2:A:2523:ARG:HH21 | 1.49 | 0.60 |
| 2:A:2745:ARG:NH2 | 2:A:2971:ARG:HA | 2.16 | 0.60 |
| 2:A:2891:LYS:C | 2:A:2892:LEU:HD23 | 2.21 | 0.60 |
| 2:A:3001:VAL:HG12 | 2:A:3003:PRO:CD | 2.22 | 0.60 |
| 2:A:3032:ILE:H | 2:A:3032:ILE:HD12 | 1.67 | 0.60 |
| 2:A:2932:VAL:O | 2:A:2933:SER:C | 2.39 | 0.60 |
| 2:A:2976:PHE:CD1 | 2:A:3014:ASP:HB3 | 2.37 | 0.60 |
| 2:A:2974:LEU:HD11 | 2:A:2993:VAL:HG12 | 1.84 | 0.60 |
| 2:A:2543:ASN:O | 2:A:2546:ARG:HB3 | 2.01 | 0.60 |
| 1:B:55:GLN:CD | 2:A:2670:GLN:HG3 | 2.22 | 0.60 |
| 2:A:3002:LYS:CE | 2:A:3028:LEU:HD12 | 2.31 | 0.60 |
| 2:A:2825:LEU:O | 2:A:2829:VAL:HG23 | 2.02 | 0.60 |
| 2:A:2900:LYS:O | 2:A:2901:GLU:CB | 2.50 | 0.60 |
| 2:A:2552:LEU:O | 2:A:2553:ALA:C | 2.41 | 0.59 |
| 2:A:2441:ARG:C | 2:A:2442:ILE:HG13 | 2.22 | 0.59 |
| 2:A:2904:ALA:HB1 | 2:A:2944:ILE:O | 2.01 | 0.59 |
| 2:A:2565:ASN:C | 2:A:2567:CYS:N | 2.56 | 0.59 |
| 2:A:2653:LEU:HB3 | 2:A:2657:LEU:HB2 | 1.84 | 0.59 |
| 2:A:2775:PHE:C | 2:A:2777:GLU:H | 2.05 | 0.59 |

Continued on next page...

Continued from previous page...

| Atom-1 | Atom-2 | Interatomic distance (Å) | Clash overlap (Å) |
|-------------------|-------------------|--------------------------|-------------------|
| 2:A:2850:LEU:HD21 | 2:A:2854:ARG:NH2 | 2.18 | 0.59 |
| 2:A:2656:PRO:CG | 2:A:2732:ASP:HB2 | 2.33 | 0.58 |
| 2:A:2416:ILE:HG22 | 2:A:2533:PRO:HG3 | 1.85 | 0.58 |
| 2:A:2559:PHE:CD2 | 2:A:2559:PHE:N | 2.69 | 0.58 |
| 2:A:2856:MET:SD | 2:A:2856:MET:O | 2.61 | 0.58 |
| 2:A:2897:TYR:OH | 2:A:2959:VAL:HG13 | 2.03 | 0.58 |
| 2:A:2491:LYS:HA | 2:A:2494:LEU:HB2 | 1.84 | 0.58 |
| 2:A:2838:LEU:HD23 | 2:A:2838:LEU:O | 2.03 | 0.58 |
| 2:A:2657:LEU:O | 2:A:2661:VAL:HG23 | 2.03 | 0.58 |
| 2:A:2421:ARG:CZ | 2:A:2422:ARG:CG | 2.82 | 0.58 |
| 2:A:2587:ASN:ND2 | 2:A:2587:ASN:N | 2.51 | 0.58 |
| 2:A:2431:LEU:HD23 | 2:A:2431:LEU:N | 2.18 | 0.58 |
| 2:A:2611:ILE:HA | 2:A:2642:LEU:HD23 | 1.85 | 0.58 |
| 2:A:2934:LYS:O | 2:A:2945:GLN:HB3 | 2.03 | 0.58 |
| 2:A:2819:LEU:HD11 | 2:A:2844:GLU:OE2 | 2.04 | 0.58 |
| 2:A:3019:LEU:CD2 | 2:A:3099:ILE:HB | 2.34 | 0.58 |
| 2:A:2783:LEU:HD12 | 2:A:2879:GLU:HG2 | 1.86 | 0.58 |
| 2:A:2861:LYS:O | 2:A:2864:ARG:N | 2.37 | 0.58 |
| 2:A:3062:SER:C | 2:A:3063:ILE:HD13 | 2.24 | 0.58 |
| 2:A:2766:ARG:HH22 | 2:A:2769:GLU:HG3 | 1.69 | 0.57 |
| 2:A:3071:ALA:O | 2:A:3073:PHE:N | 2.37 | 0.57 |
| 2:A:2559:PHE:HD2 | 2:A:2559:PHE:N | 2.02 | 0.57 |
| 2:A:2596:ILE:HD11 | 2:A:2715:PHE:HZ | 1.69 | 0.57 |
| 2:A:2895:THR:HG22 | 2:A:2903:SER:HB3 | 1.87 | 0.57 |
| 2:A:2984:PHE:C | 2:A:2986:PRO:N | 2.56 | 0.57 |
| 2:A:2675:GLN:HE22 | 2:A:2722:PHE:N | 2.00 | 0.57 |
| 2:A:2884:ARG:HH11 | 2:A:2884:ARG:HG2 | 1.69 | 0.57 |
| 2:A:2678:GLU:CG | 2:A:2679:LEU:N | 2.67 | 0.57 |
| 2:A:2858:ASN:C | 2:A:2860:LYS:H | 2.08 | 0.57 |
| 2:A:3051:SER:C | 2:A:3053:VAL:H | 2.07 | 0.57 |
| 2:A:2508:LEU:HD23 | 2:A:2508:LEU:O | 2.04 | 0.57 |
| 2:A:2889:VAL:HG13 | 2:A:2909:TRP:CD2 | 2.40 | 0.57 |
| 2:A:2969:GLN:NE2 | 2:A:2987:PRO:CB | 2.68 | 0.57 |
| 1:B:55:GLN:CG | 2:A:2670:GLN:HG3 | 2.35 | 0.57 |
| 2:A:2553:ALA:O | 2:A:2556:GLU:N | 2.30 | 0.57 |
| 2:A:2559:PHE:N | 2:A:2560:PRO:HD3 | 2.19 | 0.57 |
| 2:A:2699:ILE:HD12 | 2:A:2699:ILE:N | 2.20 | 0.57 |
| 2:A:2819:LEU:HG | 2:A:2846:GLN:CB | 2.35 | 0.57 |
| 2:A:2459:LYS:C | 2:A:2461:LEU:H | 2.08 | 0.56 |
| 2:A:2976:PHE:HE2 | 2:A:3020:LEU:HD22 | 1.70 | 0.56 |
| 1:B:41:ASP:O | 2:A:2705:ARG:CD | 2.53 | 0.56 |

Continued on next page...

Continued from previous page...

| Atom-1 | Atom-2 | Interatomic distance (Å) | Clash overlap (Å) |
|-------------------|-------------------|--------------------------|-------------------|
| 1:B:51:ASP:HB3 | 2:A:2708:ARG:HG3 | 1.88 | 0.56 |
| 2:A:2931:ALA:N | 2:A:2947:THR:O | 2.35 | 0.56 |
| 1:B:55:GLN:HG3 | 2:A:2670:GLN:HG3 | 1.86 | 0.56 |
| 2:A:2758:GLY:O | 2:A:2759:LEU:O | 2.23 | 0.56 |
| 2:A:2998:VAL:CG2 | 2:A:2999:SER:N | 2.69 | 0.56 |
| 2:A:2406:GLN:HG2 | 2:A:2410:ASP:OD2 | 2.06 | 0.56 |
| 2:A:3032:ILE:N | 2:A:3032:ILE:HD12 | 2.19 | 0.56 |
| 2:A:3075:GLU:O | 2:A:3077:VAL:N | 2.39 | 0.56 |
| 2:A:2416:ILE:HG23 | 2:A:2526:CYS:HB3 | 1.88 | 0.56 |
| 2:A:2723:PRO:O | 2:A:2724:LEU:CB | 2.53 | 0.56 |
| 2:A:3093:GLU:O | 2:A:3096:LYS:HB2 | 2.06 | 0.56 |
| 2:A:2427:GLN:HB2 | 2:A:2530:GLY:HA3 | 1.87 | 0.56 |
| 2:A:2556:GLU:O | 2:A:2558:ALA:N | 2.37 | 0.56 |
| 2:A:2586:ASP:C | 2:A:2588:SER:H | 2.08 | 0.56 |
| 2:A:2755:THR:OG1 | 2:A:2758:GLY:O | 2.23 | 0.56 |
| 2:A:2784:GLU:HG3 | 2:A:2785:ALA:N | 2.20 | 0.56 |
| 1:B:10:LEU:HD12 | 2:A:2572:ARG:HD3 | 1.87 | 0.56 |
| 2:A:2442:ILE:O | 2:A:2442:ILE:HG22 | 2.05 | 0.55 |
| 2:A:2462:TYR:HB3 | 2:A:2466:VAL:CG2 | 2.35 | 0.55 |
| 2:A:2864:ARG:O | 2:A:2868:GLU:N | 2.24 | 0.55 |
| 2:A:2976:PHE:CZ | 2:A:3020:LEU:HD22 | 2.40 | 0.55 |
| 2:A:2612:SER:O | 2:A:2668:VAL:CG2 | 2.51 | 0.55 |
| 2:A:2739:VAL:HG23 | 2:A:2739:VAL:O | 2.05 | 0.55 |
| 2:A:2776:ALA:O | 2:A:2780:GLN:HG3 | 2.05 | 0.55 |
| 2:A:2745:ARG:HE | 2:A:2971:ARG:HG3 | 1.72 | 0.55 |
| 2:A:2415:ARG:HH11 | 2:A:2527:ASP:CG | 2.09 | 0.55 |
| 2:A:2647:TYR:CE2 | 2:A:2689:LEU:HD21 | 2.42 | 0.55 |
| 2:A:2845:GLU:CG | 2:A:2846:GLN:HG3 | 2.34 | 0.55 |
| 2:A:2994:VAL:HG22 | 2:A:3073:PHE:CD2 | 2.41 | 0.55 |
| 2:A:2466:VAL:HG23 | 2:A:2467:SER:N | 2.22 | 0.55 |
| 2:A:2723:PRO:O | 2:A:2724:LEU:HG | 2.06 | 0.55 |
| 2:A:2476:LYS:O | 2:A:2476:LYS:HG2 | 2.05 | 0.55 |
| 2:A:2548:ILE:CG2 | 2:A:2576:GLN:HE21 | 2.13 | 0.55 |
| 2:A:2406:GLN:HA | 2:A:2409:ARG:HB2 | 1.88 | 0.55 |
| 2:A:2895:THR:HG22 | 2:A:2903:SER:CA | 2.36 | 0.55 |
| 2:A:2817:HIS:C | 2:A:2819:LEU:H | 2.10 | 0.55 |
| 2:A:2747:TYR:HD2 | 2:A:3042:ASN:ND2 | 2.05 | 0.55 |
| 2:A:2501:GLN:HG2 | 2:A:2507:TRP:CE2 | 2.42 | 0.54 |
| 2:A:2550:TRP:HH2 | 2:A:2669:GLY:HA2 | 1.72 | 0.54 |
| 2:A:2673:ILE:HG13 | 2:A:2707:ALA:HB2 | 1.87 | 0.54 |
| 2:A:2842:PHE:HB2 | 2:A:2844:GLU:OE2 | 2.07 | 0.54 |

Continued on next page...

Continued from previous page...

| Atom-1 | Atom-2 | Interatomic distance (Å) | Clash overlap (Å) |
|-------------------|-------------------|--------------------------|-------------------|
| 2:A:3079:ASN:O | 2:A:3082:HIS:HB2 | 2.07 | 0.54 |
| 2:A:2474:ASN:HB2 | 2:A:2477:ASN:OD1 | 2.08 | 0.54 |
| 2:A:2889:VAL:HG13 | 2:A:2909:TRP:CE3 | 2.43 | 0.54 |
| 2:A:2655:PRO:O | 2:A:2658:MET:HB2 | 2.07 | 0.54 |
| 2:A:2889:VAL:HG22 | 2:A:2909:TRP:CZ3 | 2.43 | 0.54 |
| 2:A:2994:VAL:HG12 | 2:A:2995:GLY:N | 2.22 | 0.54 |
| 2:A:3052:GLY:C | 2:A:3054:PRO:HD3 | 2.27 | 0.54 |
| 2:A:3102:LEU:N | 2:A:3102:LEU:HD23 | 2.22 | 0.54 |
| 2:A:2775:PHE:HD2 | 2:A:2776:ALA:N | 2.06 | 0.54 |
| 2:A:2749:LEU:HD22 | 2:A:2888:THR:OG1 | 2.06 | 0.54 |
| 2:A:3051:SER:O | 2:A:3053:VAL:HG12 | 2.08 | 0.54 |
| 2:A:2443:SER:C | 2:A:2445:GLN:N | 2.59 | 0.54 |
| 2:A:2485:ILE:HG13 | 2:A:2514:GLY:O | 2.08 | 0.54 |
| 2:A:2655:PRO:HB2 | 2:A:2656:PRO:HD3 | 1.90 | 0.54 |
| 2:A:2743:VAL:HA | 2:A:2894:VAL:HG12 | 1.90 | 0.54 |
| 2:A:2579:TYR:O | 2:A:2583:VAL:HG23 | 2.08 | 0.53 |
| 2:A:2592:ALA:O | 2:A:2596:ILE:HG12 | 2.08 | 0.53 |
| 2:A:2430:SER:HB3 | 2:A:2575:LEU:CD2 | 2.30 | 0.53 |
| 2:A:2551:LYS:O | 2:A:2555:MET:HG3 | 2.08 | 0.53 |
| 2:A:2872:ALA:O | 2:A:2874:GLU:N | 2.42 | 0.53 |
| 2:A:2988:CYS:O | 2:A:2989:SER:HB3 | 2.09 | 0.53 |
| 2:A:2552:LEU:O | 2:A:2555:MET:N | 2.41 | 0.53 |
| 2:A:3019:LEU:HD21 | 2:A:3099:ILE:HB | 1.91 | 0.53 |
| 2:A:2994:VAL:CG2 | 2:A:3073:PHE:HD2 | 2.22 | 0.53 |
| 2:A:2867:SER:O | 2:A:2871:LYS:HB2 | 2.09 | 0.53 |
| 1:B:21:GLU:CG | 2:A:2595:LYS:HE3 | 2.38 | 0.53 |
| 1:B:52:PHE:HE1 | 2:A:2708:ARG:NH1 | 2.05 | 0.53 |
| 2:A:2745:ARG:HE | 2:A:2971:ARG:HG2 | 1.72 | 0.53 |
| 2:A:3006:LEU:O | 2:A:3007:ALA:CB | 2.55 | 0.53 |
| 1:B:55:GLN:C | 1:B:57:ARG:H | 2.12 | 0.53 |
| 2:A:2927:ILE:CG2 | 2:A:2930:LEU:HD11 | 2.39 | 0.53 |
| 2:A:2915:LEU:HD11 | 2:A:2954:TYR:CD1 | 2.44 | 0.52 |
| 2:A:2819:LEU:HA | 2:A:2825:LEU:HD21 | 1.91 | 0.52 |
| 2:A:2687:ALA:C | 2:A:2689:LEU:H | 2.13 | 0.52 |
| 2:A:2539:ILE:H | 2:A:2539:ILE:HD13 | 1.74 | 0.52 |
| 2:A:2558:ALA:O | 2:A:2559:PHE:HD2 | 1.92 | 0.52 |
| 2:A:2974:LEU:HD11 | 2:A:2993:VAL:CB | 2.40 | 0.52 |
| 1:B:10:LEU:C | 1:B:12:LEU:H | 2.13 | 0.52 |
| 2:A:2443:SER:O | 2:A:2445:GLN:N | 2.43 | 0.52 |
| 2:A:2660:LEU:HD22 | 2:A:2665:LYS:CB | 2.40 | 0.52 |
| 2:A:2509:ILE:HG22 | 2:A:2510:PRO:O | 2.10 | 0.52 |

Continued on next page...

Continued from previous page...

| Atom-1 | Atom-2 | Interatomic distance (Å) | Clash overlap (Å) |
|-------------------|-------------------|--------------------------|-------------------|
| 2:A:2998:VAL:HG23 | 2:A:2999:SER:N | 2.24 | 0.52 |
| 2:A:2844:GLU:N | 2:A:2844:GLU:OE1 | 2.41 | 0.52 |
| 2:A:3015:GLU:CA | 2:A:3080:LEU:HD13 | 2.40 | 0.52 |
| 2:A:3035:ARG:HD2 | 2:A:3092:LYS:HB3 | 1.92 | 0.52 |
| 2:A:2836:ASP:HA | 2:A:2839:GLU:HG2 | 1.92 | 0.52 |
| 2:A:2482:GLN:OE1 | 2:A:2515:LYS:HD3 | 2.10 | 0.52 |
| 2:A:2793:GLU:O | 2:A:2794:PHE:HD1 | 1.93 | 0.52 |
| 2:A:2892:LEU:HD11 | 2:A:2919:LEU:HD13 | 1.91 | 0.52 |
| 2:A:2774:ARG:NH1 | 2:A:2775:PHE:HA | 2.25 | 0.51 |
| 2:A:2872:ALA:O | 2:A:2873:LEU:C | 2.48 | 0.51 |
| 2:A:2931:ALA:CB | 2:A:2947:THR:O | 2.58 | 0.51 |
| 2:A:3039:ALA:HB2 | 2:A:3068:PRO:HG3 | 1.92 | 0.51 |
| 2:A:3098:LEU:HD13 | 2:A:3102:LEU:HD21 | 1.91 | 0.51 |
| 2:A:2862:GLN:O | 2:A:2862:GLN:HG3 | 2.09 | 0.51 |
| 2:A:2431:LEU:HD23 | 2:A:2431:LEU:H | 1.74 | 0.51 |
| 2:A:2744:GLN:HA | 2:A:2744:GLN:OE1 | 2.10 | 0.51 |
| 2:A:2968:TYR:CE2 | 2:A:2970:PRO:HG3 | 2.46 | 0.51 |
| 2:A:2467:SER:O | 2:A:2471:ILE:HD13 | 2.11 | 0.51 |
| 2:A:2502:LEU:HD21 | 2:A:2571:GLU:CB | 2.41 | 0.51 |
| 2:A:2532:ASP:OD2 | 2:A:2534:LYS:CE | 2.57 | 0.51 |
| 2:A:2882:LEU:O | 2:A:2882:LEU:HD23 | 2.11 | 0.51 |
| 2:A:2747:TYR:HB3 | 2:A:2748:PRO:HD2 | 1.92 | 0.51 |
| 2:A:2895:THR:HG22 | 2:A:2903:SER:HA | 1.93 | 0.51 |
| 2:A:2400:ASP:C | 2:A:2402:MET:N | 2.63 | 0.51 |
| 2:A:2651:ALA:HB1 | 2:A:2699:ILE:CD1 | 2.38 | 0.51 |
| 2:A:2747:TYR:HD2 | 2:A:3042:ASN:HD21 | 1.56 | 0.51 |
| 2:A:2513:ASP:CB | 2:A:2515:LYS:HE3 | 2.41 | 0.51 |
| 2:A:2502:LEU:CD2 | 2:A:2571:GLU:HG2 | 2.33 | 0.51 |
| 2:A:2793:GLU:O | 2:A:2794:PHE:CD1 | 2.64 | 0.51 |
| 2:A:2835:PRO:C | 2:A:2837:HIS:H | 2.13 | 0.51 |
| 1:B:39:TRP:HB3 | 2:A:2673:ILE:HD12 | 1.93 | 0.51 |
| 2:A:2532:ASP:CG | 2:A:2534:LYS:HE3 | 2.31 | 0.51 |
| 2:A:2775:PHE:C | 2:A:2777:GLU:N | 2.64 | 0.51 |
| 2:A:2919:LEU:HA | 2:A:2925:TYR:OH | 2.10 | 0.50 |
| 2:A:3000:VAL:HG12 | 2:A:3001:VAL:N | 2.26 | 0.50 |
| 2:A:2448:VAL:C | 2:A:2450:ASP:H | 2.14 | 0.50 |
| 2:A:2725:PRO:HG2 | 2:A:2728:SER:OG | 2.11 | 0.50 |
| 2:A:3015:GLU:HA | 2:A:3080:LEU:HD13 | 1.94 | 0.50 |
| 2:A:2604:ALA:HB3 | 2:A:2677:ALA:O | 2.12 | 0.50 |
| 2:A:2847:LEU:HG | 2:A:2847:LEU:O | 2.12 | 0.50 |
| 2:A:2583:VAL:O | 2:A:2589:ARG:HB2 | 2.11 | 0.50 |

Continued on next page...

Continued from previous page...

| Atom-1 | Atom-2 | Interatomic distance (Å) | Clash overlap (Å) |
|-------------------|-------------------|--------------------------|-------------------|
| 2:A:2675:GLN:CG | 2:A:2722:PHE:CE1 | 2.94 | 0.50 |
| 2:A:2656:PRO:HG3 | 2:A:2732:ASP:OD1 | 2.11 | 0.50 |
| 2:A:2974:LEU:HD11 | 2:A:2993:VAL:CG1 | 2.41 | 0.50 |
| 1:B:39:TRP:CE2 | 2:A:2722:PHE:HB2 | 2.46 | 0.50 |
| 2:A:2652:GLN:N | 2:A:2697:LEU:O | 2.45 | 0.50 |
| 2:A:2965:LEU:HD12 | 2:A:2965:LEU:H | 1.75 | 0.50 |
| 2:A:2425:ARG:HE | 2:A:2426:LEU:HD13 | 1.75 | 0.50 |
| 1:B:60:LEU:HD11 | 2:A:2554:ALA:N | 2.27 | 0.49 |
| 2:A:2790:VAL:O | 2:A:2790:VAL:HG12 | 2.12 | 0.49 |
| 2:A:2593:LEU:O | 2:A:2597:LEU:HD23 | 2.11 | 0.49 |
| 2:A:2909:TRP:O | 2:A:2910:ARG:C | 2.50 | 0.49 |
| 2:A:3099:ILE:CD1 | 2:A:3103:GLU:OE1 | 2.60 | 0.49 |
| 2:A:2419:LYS:HD3 | 2:A:2531:VAL:O | 2.12 | 0.49 |
| 2:A:2543:ASN:ND2 | 2:A:2547:TRP:NE1 | 2.57 | 0.49 |
| 2:A:2559:PHE:N | 2:A:2560:PRO:CD | 2.76 | 0.49 |
| 2:A:3031:ASP:OD1 | 2:A:3031:ASP:N | 2.45 | 0.49 |
| 1:B:59:GLU:C | 1:B:61:GLU:H | 2.16 | 0.49 |
| 2:A:2478:ALA:C | 2:A:2480:TYR:H | 2.16 | 0.49 |
| 2:A:2912:SER:OG | 2:A:2914:ASP:HB2 | 2.12 | 0.49 |
| 2:A:2978:ARG:C | 2:A:2980:SER:H | 2.14 | 0.49 |
| 2:A:2423:HIS:C | 2:A:2424:LEU:HG | 2.33 | 0.49 |
| 2:A:2760:TYR:C | 2:A:2761:ILE:HD12 | 2.33 | 0.49 |
| 2:A:2763:ARG:O | 2:A:2764:SER:O | 2.30 | 0.49 |
| 1:B:42:ASN:HA | 2:A:2728:SER:HB2 | 1.93 | 0.49 |
| 2:A:2675:GLN:NE2 | 2:A:2722:PHE:CD1 | 2.81 | 0.49 |
| 2:A:3020:LEU:HD12 | 2:A:3056:LEU:HG | 1.94 | 0.49 |
| 1:B:52:PHE:CD1 | 1:B:52:PHE:N | 2.80 | 0.49 |
| 2:A:2443:SER:C | 2:A:2445:GLN:H | 2.15 | 0.49 |
| 2:A:2829:VAL:O | 2:A:2832:ALA:HB3 | 2.11 | 0.49 |
| 2:A:2865:ILE:HG22 | 2:A:2866:GLN:N | 2.26 | 0.49 |
| 2:A:2446:ALA:C | 2:A:2448:VAL:H | 2.16 | 0.49 |
| 1:B:55:GLN:HG3 | 2:A:2670:GLN:CB | 2.43 | 0.49 |
| 2:A:3018:ASN:C | 2:A:3019:LEU:HD12 | 2.32 | 0.49 |
| 2:A:2660:LEU:HD22 | 2:A:2665:LYS:HB2 | 1.95 | 0.49 |
| 2:A:2671:LYS:HD3 | 2:A:2711:SER:HB2 | 1.95 | 0.49 |
| 2:A:2474:ASN:C | 2:A:2476:LYS:H | 2.16 | 0.49 |
| 1:B:55:GLN:HG3 | 2:A:2670:GLN:CG | 2.42 | 0.49 |
| 2:A:2997:VAL:O | 2:A:3035:ARG:N | 2.44 | 0.49 |
| 2:A:2500:PHE:CE2 | 2:A:2510:PRO:HG3 | 2.47 | 0.48 |
| 2:A:2550:TRP:CH2 | 2:A:2669:GLY:HA2 | 2.48 | 0.48 |
| 2:A:2723:PRO:O | 2:A:2724:LEU:CG | 2.61 | 0.48 |

Continued on next page...

Continued from previous page...

| Atom-1 | Atom-2 | Interatomic distance (Å) | Clash overlap (Å) |
|-------------------|-------------------|--------------------------|-------------------|
| 2:A:3014:ASP:HA | 2:A:3080:LEU:CD2 | 2.43 | 0.48 |
| 2:A:2483:PHE:O | 2:A:2485:ILE:N | 2.46 | 0.48 |
| 2:A:2523:ARG:HA | 2:A:2523:ARG:NE | 2.28 | 0.48 |
| 2:A:2981:ASP:O | 2:A:2983:ALA:N | 2.42 | 0.48 |
| 2:A:2981:ASP:C | 2:A:2983:ALA:H | 2.15 | 0.48 |
| 1:B:14:GLU:HG2 | 2:A:2441:ARG:HB3 | 1.95 | 0.48 |
| 2:A:2412:GLN:O | 2:A:2416:ILE:HG13 | 2.13 | 0.48 |
| 2:A:2426:LEU:HD12 | 2:A:2426:LEU:N | 2.06 | 0.48 |
| 2:A:2683:PRO:HG2 | 2:A:2684:ASP:H | 1.77 | 0.48 |
| 2:A:2413:ASP:OD1 | 2:A:2523:ARG:NH1 | 2.45 | 0.48 |
| 2:A:2574:LEU:HG | 2:A:2574:LEU:O | 2.13 | 0.48 |
| 2:A:2590:ARG:HG2 | 2:A:2594:LYS:HD3 | 1.94 | 0.48 |
| 1:B:43:TRP:CH2 | 2:A:2657:LEU:HD21 | 2.48 | 0.48 |
| 2:A:2869:PHE:O | 2:A:2872:ALA:N | 2.41 | 0.48 |
| 2:A:2611:ILE:CG1 | 2:A:2670:GLN:H | 2.26 | 0.48 |
| 2:A:2673:ILE:HD11 | 2:A:2707:ALA:HB2 | 1.96 | 0.48 |
| 1:B:51:ASP:HB2 | 2:A:2708:ARG:HH11 | 1.77 | 0.48 |
| 2:A:2856:MET:SD | 2:A:2856:MET:C | 2.91 | 0.48 |
| 2:A:3019:LEU:O | 2:A:3054:PRO:CD | 2.61 | 0.48 |
| 2:A:2868:GLU:O | 2:A:2869:PHE:O | 2.31 | 0.48 |
| 2:A:2423:HIS:O | 2:A:2424:LEU:HG | 2.13 | 0.48 |
| 2:A:2459:LYS:O | 2:A:2461:LEU:N | 2.47 | 0.48 |
| 2:A:2708:ARG:HD3 | 2:A:2708:ARG:H | 1.79 | 0.48 |
| 2:A:3011:TYR:CD2 | 2:A:3099:ILE:HD13 | 2.49 | 0.48 |
| 1:B:10:LEU:C | 1:B:12:LEU:N | 2.67 | 0.48 |
| 2:A:2742:ILE:CG2 | 2:A:2895:THR:OG1 | 2.62 | 0.48 |
| 2:A:2787:PHE:CD1 | 2:A:2787:PHE:N | 2.82 | 0.48 |
| 1:B:59:GLU:OE2 | 2:A:2453:PRO:HG2 | 2.14 | 0.48 |
| 2:A:2524:ALA:O | 2:A:2526:CYS:N | 2.47 | 0.48 |
| 2:A:2696:ARG:HH11 | 2:A:2696:ARG:HG3 | 1.79 | 0.48 |
| 2:A:2835:PRO:O | 2:A:2837:HIS:N | 2.46 | 0.48 |
| 2:A:2915:LEU:HD21 | 2:A:2954:TYR:OH | 2.14 | 0.48 |
| 2:A:3091:TYR:O | 2:A:3093:GLU:N | 2.47 | 0.48 |
| 2:A:2549:VAL:HG12 | 2:A:2550:TRP:N | 2.29 | 0.48 |
| 2:A:2974:LEU:HD11 | 2:A:2993:VAL:HB | 1.96 | 0.48 |
| 2:A:2861:LYS:HE2 | 2:A:2861:LYS:HB3 | 1.71 | 0.47 |
| 2:A:2924:ARG:HB2 | 2:A:2959:VAL:CG2 | 2.43 | 0.47 |
| 2:A:3004:ILE:H | 2:A:3004:ILE:HG13 | 1.47 | 0.47 |
| 1:B:59:GLU:C | 1:B:61:GLU:N | 2.65 | 0.47 |
| 2:A:2474:ASN:N | 2:A:2477:ASN:HD21 | 2.12 | 0.47 |
| 2:A:2489:PHE:HB3 | 2:A:2493:ASP:HB2 | 1.96 | 0.47 |

Continued on next page...

Continued from previous page...

| Atom-1 | Atom-2 | Interatomic distance (Å) | Clash overlap (Å) |
|-------------------|-------------------|--------------------------|-------------------|
| 2:A:2524:ALA:C | 2:A:2526:CYS:H | 2.17 | 0.47 |
| 2:A:2545:TYR:O | 2:A:2549:VAL:HG23 | 2.14 | 0.47 |
| 2:A:2861:LYS:C | 2:A:2863:ALA:N | 2.65 | 0.47 |
| 2:A:2775:PHE:CD2 | 2:A:2776:ALA:N | 2.81 | 0.47 |
| 2:A:2855:GLN:HG3 | 2:A:2855:GLN:O | 2.14 | 0.47 |
| 2:A:2876:ALA:O | 2:A:2880:GLU:HG2 | 2.14 | 0.47 |
| 2:A:3001:VAL:C | 2:A:3003:PRO:HD3 | 2.34 | 0.47 |
| 2:A:2467:SER:OG | 2:A:2470:CYS:HB3 | 2.14 | 0.47 |
| 2:A:2752:VAL:HG12 | 2:A:2887:THR:HG22 | 1.96 | 0.47 |
| 2:A:2996:VAL:CG2 | 2:A:3084:ILE:HD11 | 2.44 | 0.47 |
| 2:A:3033:LYS:O | 2:A:3036:VAL:HG22 | 2.14 | 0.47 |
| 2:A:2445:GLN:O | 2:A:2447:ALA:N | 2.48 | 0.47 |
| 2:A:2597:LEU:C | 2:A:2599:ARG:H | 2.17 | 0.47 |
| 2:A:2745:ARG:NE | 2:A:2971:ARG:CG | 2.70 | 0.47 |
| 2:A:2936:LYS:HD2 | 2:A:2944:ILE:HA | 1.96 | 0.47 |
| 1:B:55:GLN:O | 1:B:57:ARG:N | 2.45 | 0.47 |
| 2:A:2399:LYS:HE3 | 2:A:2399:LYS:HA | 1.97 | 0.47 |
| 2:A:3016:CYS:C | 2:A:3017:LEU:HD12 | 2.35 | 0.47 |
| 2:A:2842:PHE:O | 2:A:2842:PHE:HD1 | 1.98 | 0.47 |
| 2:A:2960:SER:O | 2:A:2961:SER:C | 2.52 | 0.47 |
| 2:A:2462:TYR:CG | 2:A:2466:VAL:HG21 | 2.49 | 0.47 |
| 2:A:2576:GLN:O | 2:A:2579:TYR:N | 2.48 | 0.47 |
| 2:A:2764:SER:OG | 2:A:2767:GLU:HG3 | 2.14 | 0.47 |
| 2:A:2815:GLN:NE2 | 2:A:2841:CYS:O | 2.46 | 0.47 |
| 2:A:2879:GLU:O | 2:A:2881:GLY:N | 2.48 | 0.47 |
| 2:A:2902:LYS:O | 2:A:2903:SER:C | 2.53 | 0.47 |
| 2:A:2905:LEU:HD12 | 2:A:2905:LEU:HA | 1.71 | 0.47 |
| 2:A:3091:TYR:O | 2:A:3094:ALA:N | 2.47 | 0.47 |
| 2:A:2815:GLN:O | 2:A:2819:LEU:HB2 | 2.14 | 0.47 |
| 2:A:2976:PHE:HE1 | 2:A:2994:VAL:O | 1.98 | 0.47 |
| 1:B:12:LEU:HD21 | 2:A:2439:LEU:HD22 | 1.96 | 0.47 |
| 2:A:2445:GLN:HG3 | 2:A:2450:ASP:OD1 | 2.14 | 0.47 |
| 2:A:2548:ILE:O | 2:A:2552:LEU:HG | 2.15 | 0.47 |
| 2:A:2559:PHE:O | 2:A:2561:LYS:N | 2.48 | 0.47 |
| 2:A:2774:ARG:HD2 | 2:A:2774:ARG:O | 2.14 | 0.47 |
| 2:A:2416:ILE:CG2 | 2:A:2526:CYS:HB3 | 2.45 | 0.46 |
| 2:A:2525:LEU:O | 2:A:2531:VAL:HG11 | 2.15 | 0.46 |
| 2:A:2558:ALA:C | 2:A:2559:PHE:CD2 | 2.69 | 0.46 |
| 2:A:2753:GLU:OE1 | 2:A:2884:ARG:NH2 | 2.48 | 0.46 |
| 2:A:2861:LYS:O | 2:A:2862:GLN:C | 2.54 | 0.46 |
| 2:A:2931:ALA:CB | 2:A:2947:THR:HB | 2.45 | 0.46 |

Continued on next page...

Continued from previous page...

| Atom-1 | Atom-2 | Interatomic distance (Å) | Clash overlap (Å) |
|-------------------|-------------------|--------------------------|-------------------|
| 2:A:3089:THR:C | 2:A:3091:TYR:H | 2.19 | 0.46 |
| 2:A:2601:ASP:O | 2:A:2602:THR:C | 2.53 | 0.46 |
| 2:A:2742:ILE:HG22 | 2:A:2895:THR:O | 2.14 | 0.46 |
| 2:A:3051:SER:O | 2:A:3053:VAL:N | 2.47 | 0.46 |
| 2:A:2736:VAL:HG11 | 2:A:2739:VAL:CG1 | 2.46 | 0.46 |
| 2:A:2936:LYS:NZ | 2:A:2944:ILE:HD12 | 2.30 | 0.46 |
| 2:A:2420:GLU:C | 2:A:2422:ARG:H | 2.18 | 0.46 |
| 2:A:2838:LEU:HD23 | 2:A:2838:LEU:C | 2.36 | 0.46 |
| 2:A:2944:ILE:HG13 | 2:A:2945:GLN:H | 1.81 | 0.46 |
| 2:A:2569:ASN:C | 2:A:2571:GLU:H | 2.19 | 0.46 |
| 2:A:2644:ASP:C | 2:A:2713:LEU:HD13 | 2.35 | 0.46 |
| 2:A:2673:ILE:CD1 | 2:A:2707:ALA:HB2 | 2.45 | 0.46 |
| 2:A:2526:CYS:SG | 2:A:2536:ILE:HD11 | 2.56 | 0.46 |
| 2:A:2607:LEU:O | 2:A:2673:ILE:HA | 2.14 | 0.46 |
| 2:A:2597:LEU:HD21 | 2:A:2649:VAL:HG11 | 1.97 | 0.46 |
| 2:A:2656:PRO:HG3 | 2:A:2732:ASP:HB2 | 1.96 | 0.46 |
| 2:A:2844:GLU:H | 2:A:2844:GLU:CD | 2.19 | 0.46 |
| 2:A:2901:GLU:OE1 | 2:A:2901:GLU:C | 2.54 | 0.46 |
| 2:A:2931:ALA:HB3 | 2:A:2947:THR:HB | 1.98 | 0.46 |
| 2:A:2520:GLU:O | 2:A:2523:ARG:HB2 | 2.16 | 0.46 |
| 2:A:3039:ALA:CB | 2:A:3068:PRO:HG3 | 2.45 | 0.46 |
| 2:A:2431:LEU:O | 2:A:2435:LYS:HG3 | 2.16 | 0.46 |
| 2:A:2544:HIS:O | 2:A:2548:ILE:CG1 | 2.60 | 0.46 |
| 2:A:2558:ALA:H | 2:A:2560:PRO:HD3 | 1.80 | 0.46 |
| 2:A:2467:SER:HB3 | 2:A:2470:CYS:SG | 2.55 | 0.45 |
| 2:A:2554:ALA:C | 2:A:2556:GLU:H | 2.19 | 0.45 |
| 2:A:2988:CYS:O | 2:A:2989:SER:CB | 2.64 | 0.45 |
| 2:A:2480:TYR:O | 2:A:2481:PHE:C | 2.54 | 0.45 |
| 2:A:2484:ASP:O | 2:A:2485:ILE:C | 2.54 | 0.45 |
| 2:A:2409:ARG:HH22 | 2:A:2511:SER:HA | 1.78 | 0.45 |
| 2:A:2586:ASP:C | 2:A:2586:ASP:OD2 | 2.53 | 0.45 |
| 2:A:2611:ILE:HG12 | 2:A:2611:ILE:H | 1.36 | 0.45 |
| 2:A:2678:GLU:CG | 2:A:2679:LEU:H | 2.26 | 0.45 |
| 2:A:2705:ARG:O | 2:A:2706:PRO:O | 2.33 | 0.45 |
| 2:A:2746:VAL:HG12 | 2:A:2746:VAL:O | 2.16 | 0.45 |
| 2:A:2751:TRP:CG | 2:A:2768:GLU:HG2 | 2.52 | 0.45 |
| 2:A:2993:VAL:HG11 | 2:A:3056:LEU:HD11 | 1.98 | 0.45 |
| 2:A:2451:ARG:O | 2:A:2451:ARG:HG2 | 2.16 | 0.45 |
| 2:A:2779:GLN:OE1 | 2:A:2882:LEU:HD21 | 2.16 | 0.45 |
| 2:A:3099:ILE:O | 2:A:3103:GLU:HG2 | 2.16 | 0.45 |
| 1:B:42:ASN:O | 1:B:43:TRP:C | 2.55 | 0.45 |

Continued on next page...

Continued from previous page...

| Atom-1 | Atom-2 | Interatomic distance (Å) | Clash overlap (Å) |
|-------------------|-------------------|--------------------------|-------------------|
| 2:A:2420:GLU:HB3 | 2:A:2533:PRO:CG | 2.35 | 0.45 |
| 2:A:2576:GLN:O | 2:A:2579:TYR:HB3 | 2.16 | 0.45 |
| 2:A:2892:LEU:HD11 | 2:A:2919:LEU:CD1 | 2.47 | 0.45 |
| 2:A:2406:GLN:O | 2:A:2410:ASP:N | 2.36 | 0.45 |
| 2:A:2420:GLU:CB | 2:A:2533:PRO:HG2 | 2.36 | 0.45 |
| 2:A:2720:ARG:HD3 | 2:A:2720:ARG:HA | 1.84 | 0.45 |
| 2:A:2751:TRP:CZ3 | 2:A:2765:GLU:HB2 | 2.52 | 0.45 |
| 2:A:2992:ASP:OD1 | 2:A:3042:ASN:N | 2.43 | 0.45 |
| 2:A:3011:TYR:CE2 | 2:A:3021:VAL:CG2 | 3.00 | 0.45 |
| 2:A:2483:PHE:CB | 2:A:2516:ALA:HB3 | 2.42 | 0.45 |
| 2:A:2470:CYS:SG | 2:A:2556:GLU:OE2 | 2.75 | 0.45 |
| 2:A:3020:LEU:HA | 2:A:3054:PRO:CD | 2.33 | 0.45 |
| 2:A:2731:SER:HB2 | 2:A:2944:ILE:HD11 | 1.97 | 0.45 |
| 2:A:2922:GLY:HA3 | 2:A:2968:TYR:CZ | 2.51 | 0.45 |
| 2:A:2998:VAL:HG22 | 2:A:3011:TYR:CB | 2.47 | 0.45 |
| 2:A:3082:HIS:C | 2:A:3084:ILE:H | 2.20 | 0.45 |
| 2:A:3091:TYR:O | 2:A:3092:LYS:C | 2.54 | 0.45 |
| 2:A:2558:ALA:C | 2:A:2560:PRO:HD3 | 2.38 | 0.45 |
| 2:A:2699:ILE:HG22 | 2:A:2700:SER:N | 2.32 | 0.45 |
| 2:A:2931:ALA:HB3 | 2:A:2947:THR:O | 2.15 | 0.45 |
| 2:A:2605:LYS:HE3 | 2:A:2715:PHE:CE1 | 2.52 | 0.45 |
| 2:A:2726:LEU:CA | 2:A:2729:LEU:HG | 2.43 | 0.45 |
| 2:A:2409:ARG:HH21 | 2:A:2511:SER:HA | 1.75 | 0.45 |
| 2:A:2692:PRO:C | 2:A:2694:SER:H | 2.20 | 0.45 |
| 2:A:2701:ALA:O | 2:A:2705:ARG:NH1 | 2.47 | 0.45 |
| 2:A:2738:CYS:SG | 2:A:2926:ARG:HG2 | 2.57 | 0.45 |
| 2:A:2490:GLY:O | 2:A:2494:LEU:HD12 | 2.18 | 0.44 |
| 2:A:2524:ALA:C | 2:A:2526:CYS:N | 2.71 | 0.44 |
| 2:A:2830:GLN:C | 2:A:2832:ALA:N | 2.69 | 0.44 |
| 2:A:2783:LEU:HD11 | 2:A:2880:GLU:N | 2.32 | 0.44 |
| 2:A:2951:ARG:HH11 | 2:A:2951:ARG:HG2 | 1.82 | 0.44 |
| 2:A:2442:ILE:O | 2:A:2443:SER:C | 2.56 | 0.44 |
| 2:A:2572:ARG:HA | 2:A:2575:LEU:HB2 | 1.98 | 0.44 |
| 2:A:2967:VAL:HG23 | 2:A:2968:TYR:H | 1.81 | 0.44 |
| 2:A:2687:ALA:C | 2:A:2689:LEU:N | 2.69 | 0.44 |
| 1:B:52:PHE:CE2 | 2:A:2706:PRO:O | 2.70 | 0.44 |
| 2:A:2644:ASP:O | 2:A:2713:LEU:CB | 2.65 | 0.44 |
| 2:A:2978:ARG:C | 2:A:2980:SER:N | 2.71 | 0.44 |
| 2:A:2451:ARG:O | 2:A:2451:ARG:CG | 2.65 | 0.44 |
| 2:A:2498:LYS:HE3 | 2:A:2498:LYS:O | 2.17 | 0.44 |
| 2:A:2694:SER:OG | 2:A:2695:LEU:N | 2.51 | 0.44 |

Continued on next page...

Continued from previous page...

| Atom-1 | Atom-2 | Interatomic distance (Å) | Clash overlap (Å) |
|-------------------|-------------------|--------------------------|-------------------|
| 2:A:2723:PRO:O | 2:A:2724:LEU:HB3 | 2.16 | 0.44 |
| 2:A:2937:SER:O | 2:A:2938:LYS:HB2 | 2.18 | 0.44 |
| 1:B:12:LEU:HD22 | 2:A:2439:LEU:O | 2.17 | 0.44 |
| 2:A:2426:LEU:H | 2:A:2426:LEU:CD1 | 1.97 | 0.44 |
| 2:A:2448:VAL:O | 2:A:2450:ASP:N | 2.50 | 0.44 |
| 2:A:2524:ALA:O | 2:A:2527:ASP:N | 2.46 | 0.44 |
| 2:A:2676:GLY:O | 2:A:2677:ALA:C | 2.55 | 0.44 |
| 2:A:3011:TYR:CE2 | 2:A:3021:VAL:HG21 | 2.53 | 0.44 |
| 1:B:56:LEU:C | 1:B:57:ARG:HG3 | 2.37 | 0.44 |
| 2:A:2522:TYR:HE1 | 2:A:2537:SER:CA | 2.31 | 0.44 |
| 2:A:2815:GLN:OE1 | 2:A:2842:PHE:HD2 | 2.00 | 0.44 |
| 2:A:2895:THR:HG22 | 2:A:2903:SER:CB | 2.47 | 0.44 |
| 2:A:2898:LYS:NZ | 2:A:2898:LYS:HB3 | 2.31 | 0.44 |
| 2:A:2483:PHE:CD2 | 2:A:2570:PRO:HB3 | 2.53 | 0.44 |
| 2:A:2748:PRO:HG3 | 2:A:3063:ILE:CD1 | 2.45 | 0.44 |
| 2:A:2766:ARG:NH2 | 2:A:2769:GLU:HG3 | 2.33 | 0.44 |
| 2:A:2899:LYS:O | 2:A:2900:LYS:C | 2.55 | 0.44 |
| 2:A:2967:VAL:HG23 | 2:A:2968:TYR:N | 2.32 | 0.44 |
| 2:A:2742:ILE:HA | 2:A:2923:LYS:O | 2.17 | 0.44 |
| 2:A:2870:ARG:O | 2:A:2871:LYS:C | 2.56 | 0.44 |
| 2:A:2783:LEU:HD21 | 2:A:2880:GLU:HB3 | 2.00 | 0.44 |
| 2:A:2412:GLN:NE2 | 2:A:2507:TRP:O | 2.51 | 0.43 |
| 2:A:2640:ILE:HD11 | 2:A:2651:ALA:HB3 | 1.99 | 0.43 |
| 2:A:2653:LEU:HB3 | 2:A:2657:LEU:HB3 | 1.99 | 0.43 |
| 1:B:52:PHE:HE2 | 2:A:2706:PRO:O | 2.01 | 0.43 |
| 2:A:2726:LEU:HD22 | 2:A:2904:ALA:HB3 | 2.00 | 0.43 |
| 2:A:2817:HIS:C | 2:A:2819:LEU:N | 2.72 | 0.43 |
| 2:A:2674:THR:HG21 | 2:A:2699:ILE:HG13 | 2.00 | 0.43 |
| 2:A:3077:VAL:O | 2:A:3081:LYS:N | 2.48 | 0.43 |
| 2:A:2445:GLN:O | 2:A:2448:VAL:N | 2.51 | 0.43 |
| 2:A:2459:LYS:O | 2:A:2460:GLN:C | 2.56 | 0.43 |
| 2:A:2474:ASN:CB | 2:A:2477:ASN:OD1 | 2.66 | 0.43 |
| 1:B:52:PHE:O | 2:A:2670:GLN:NE2 | 2.52 | 0.43 |
| 2:A:2816:VAL:O | 2:A:2819:LEU:HB3 | 2.19 | 0.43 |
| 2:A:3041:SER:HB2 | 2:A:3042:ASN:OD1 | 2.17 | 0.43 |
| 1:B:43:TRP:CH2 | 2:A:2704:THR:HB | 2.52 | 0.43 |
| 2:A:2884:ARG:HH11 | 2:A:2884:ARG:CG | 2.31 | 0.43 |
| 1:B:54:ASN:CB | 2:A:2452:ALA:HB1 | 2.48 | 0.43 |
| 2:A:2611:ILE:HG13 | 2:A:2669:GLY:N | 2.31 | 0.43 |
| 2:A:2940:GLU:HB2 | 2:A:2942:PRO:HD2 | 2.00 | 0.43 |
| 2:A:3028:LEU:HD23 | 2:A:3028:LEU:HA | 1.75 | 0.43 |

Continued on next page...

Continued from previous page...

| Atom-1 | Atom-2 | Interatomic distance (Å) | Clash overlap (Å) |
|-------------------|-------------------|--------------------------|-------------------|
| 1:B:16:ASP:OD1 | 1:B:57:ARG:NE | 2.51 | 0.43 |
| 2:A:2484:ASP:C | 2:A:2486:GLN:N | 2.71 | 0.43 |
| 2:A:2485:ILE:CG2 | 2:A:2516:ALA:HB2 | 2.48 | 0.43 |
| 2:A:2604:ALA:O | 2:A:2675:GLN:O | 2.37 | 0.43 |
| 2:A:2445:GLN:HE22 | 2:A:2709:TRP:HE1 | 1.65 | 0.43 |
| 1:B:56:LEU:O | 1:B:56:LEU:CG | 2.60 | 0.43 |
| 2:A:2549:VAL:O | 2:A:2550:TRP:C | 2.55 | 0.43 |
| 2:A:2700:SER:HB3 | 2:A:2734:GLY:CA | 2.49 | 0.43 |
| 2:A:2766:ARG:CZ | 2:A:2766:ARG:HA | 2.47 | 0.43 |
| 2:A:3020:LEU:O | 2:A:3020:LEU:HD23 | 2.18 | 0.43 |
| 2:A:2448:VAL:HG21 | 2:A:2559:PHE:CD1 | 2.52 | 0.43 |
| 2:A:2857:LEU:HD23 | 2:A:2857:LEU:HA | 1.67 | 0.43 |
| 2:A:2858:ASN:C | 2:A:2860:LYS:N | 2.70 | 0.43 |
| 1:B:13:LEU:HD11 | 2:A:2444:LEU:CD1 | 2.48 | 0.43 |
| 2:A:2432:TYR:OH | 2:A:2589:ARG:NH2 | 2.31 | 0.43 |
| 2:A:2448:VAL:HG11 | 2:A:2559:PHE:CD1 | 2.53 | 0.43 |
| 2:A:2449:GLY:O | 2:A:2450:ASP:CB | 2.66 | 0.43 |
| 2:A:2462:TYR:CD1 | 2:A:2466:VAL:HG11 | 2.54 | 0.43 |
| 2:A:2517:GLY:N | 2:A:2520:GLU:OE1 | 2.51 | 0.43 |
| 2:A:2708:ARG:H | 2:A:2708:ARG:CD | 2.32 | 0.43 |
| 2:A:2645:GLY:N | 2:A:2713:LEU:HD13 | 2.34 | 0.43 |
| 2:A:2655:PRO:HB2 | 2:A:2732:ASP:CB | 2.49 | 0.43 |
| 2:A:2727:SER:HA | 2:A:2902:LYS:CD | 2.49 | 0.43 |
| 2:A:2760:TYR:O | 2:A:2761:ILE:HD12 | 2.19 | 0.43 |
| 2:A:2987:PRO:O | 2:A:2989:SER:N | 2.52 | 0.43 |
| 2:A:3029:ASN:O | 2:A:3030:GLU:HB2 | 2.19 | 0.43 |
| 2:A:3053:VAL:HG13 | 2:A:3053:VAL:O | 2.19 | 0.43 |
| 2:A:2647:TYR:CD2 | 2:A:2689:LEU:HD21 | 2.54 | 0.42 |
| 2:A:3016:CYS:HB3 | 2:A:3018:ASN:ND2 | 2.34 | 0.42 |
| 2:A:2860:LYS:HA | 2:A:2860:LYS:HD2 | 1.88 | 0.42 |
| 2:A:2452:ALA:CB | 2:A:2453:PRO:CD | 2.90 | 0.42 |
| 2:A:2596:ILE:HD11 | 2:A:2715:PHE:CZ | 2.50 | 0.42 |
| 2:A:2596:ILE:HD12 | 2:A:2602:THR:O | 2.19 | 0.42 |
| 2:A:2705:ARG:O | 2:A:2706:PRO:C | 2.58 | 0.42 |
| 2:A:2717:ARG:O | 2:A:2719:PRO:HD3 | 2.19 | 0.42 |
| 2:A:2892:LEU:CD1 | 2:A:2919:LEU:HD13 | 2.49 | 0.42 |
| 1:B:13:LEU:HG | 1:B:15:GLU:HG3 | 2.01 | 0.42 |
| 2:A:2522:TYR:HE1 | 2:A:2537:SER:HA | 1.84 | 0.42 |
| 1:B:51:ASP:CB | 2:A:2708:ARG:HG3 | 2.50 | 0.42 |
| 2:A:3086:ASN:CG | 2:A:3087:ILE:N | 2.72 | 0.42 |
| 2:A:2745:ARG:HA | 2:A:2745:ARG:HD3 | 1.51 | 0.42 |

Continued on next page...

Continued from previous page...

| Atom-1 | Atom-2 | Interatomic distance (Å) | Clash overlap (Å) |
|-------------------|-------------------|--------------------------|-------------------|
| 2:A:2864:ARG:HA | 2:A:2864:ARG:HD2 | 1.62 | 0.42 |
| 2:A:2892:LEU:O | 2:A:2905:LEU:CD1 | 2.61 | 0.42 |
| 2:A:2675:GLN:HE21 | 2:A:2721:PRO:HA | 1.85 | 0.42 |
| 2:A:2861:LYS:C | 2:A:2863:ALA:H | 2.21 | 0.42 |
| 2:A:3000:VAL:CG1 | 2:A:3001:VAL:N | 2.82 | 0.42 |
| 2:A:2742:ILE:HD12 | 2:A:2923:LYS:C | 2.40 | 0.42 |
| 2:A:2893:ARG:HA | 2:A:2905:LEU:HD12 | 2.01 | 0.42 |
| 2:A:2640:ILE:CD1 | 2:A:2640:ILE:H | 2.29 | 0.42 |
| 2:A:2650:ARG:NH1 | 2:A:2650:ARG:CB | 2.69 | 0.42 |
| 2:A:2729:LEU:C | 2:A:2730:PHE:HD1 | 2.23 | 0.42 |
| 2:A:2845:GLU:HA | 2:A:2848:ARG:HH21 | 1.83 | 0.42 |
| 2:A:2865:ILE:O | 2:A:2868:GLU:N | 2.53 | 0.42 |
| 2:A:2941:ARG:N | 2:A:2942:PRO:HD2 | 2.34 | 0.42 |
| 2:A:2763:ARG:CZ | 2:A:2771:GLU:HG2 | 2.50 | 0.42 |
| 1:B:43:TRP:HZ3 | 2:A:2701:ALA:HA | 1.84 | 0.42 |
| 2:A:2466:VAL:O | 2:A:2467:SER:HB2 | 2.19 | 0.42 |
| 2:A:2873:LEU:HD23 | 2:A:2873:LEU:C | 2.40 | 0.42 |
| 1:B:16:ASP:CG | 1:B:57:ARG:HH21 | 2.20 | 0.42 |
| 2:A:2676:GLY:C | 2:A:2677:ALA:O | 2.58 | 0.41 |
| 2:A:2420:GLU:C | 2:A:2422:ARG:N | 2.73 | 0.41 |
| 2:A:2726:LEU:HD12 | 2:A:2896:SER:OG | 2.19 | 0.41 |
| 2:A:2926:ARG:HB3 | 2:A:2928:TYR:CE2 | 2.56 | 0.41 |
| 2:A:2587:ASN:O | 2:A:2588:SER:C | 2.57 | 0.41 |
| 2:A:2941:ARG:N | 2:A:2942:PRO:CD | 2.83 | 0.41 |
| 2:A:3013:SER:HA | 2:A:3018:ASN:O | 2.19 | 0.41 |
| 1:B:59:GLU:OE2 | 2:A:2453:PRO:CG | 2.69 | 0.41 |
| 2:A:2674:THR:HG23 | 2:A:2699:ILE:HG23 | 2.01 | 0.41 |
| 2:A:2819:LEU:HD21 | 2:A:2844:GLU:OE2 | 2.20 | 0.41 |
| 2:A:2864:ARG:O | 2:A:2868:GLU:HB2 | 2.20 | 0.41 |
| 2:A:2976:PHE:HB2 | 2:A:3014:ASP:OD2 | 2.19 | 0.41 |
| 2:A:2747:TYR:CD2 | 2:A:3042:ASN:ND2 | 2.87 | 0.41 |
| 2:A:2513:ASP:HB3 | 2:A:2515:LYS:HE3 | 2.01 | 0.41 |
| 2:A:2679:LEU:CD2 | 2:A:2697:LEU:HD13 | 2.50 | 0.41 |
| 2:A:2965:LEU:CD1 | 2:A:2965:LEU:H | 2.33 | 0.41 |
| 2:A:3050:THR:O | 2:A:3050:THR:HG22 | 2.20 | 0.41 |
| 2:A:3051:SER:C | 2:A:3053:VAL:N | 2.74 | 0.41 |
| 2:A:3015:GLU:N | 2:A:3080:LEU:HD13 | 2.35 | 0.41 |
| 2:A:2605:LYS:HE3 | 2:A:2715:PHE:CD1 | 2.56 | 0.41 |
| 2:A:2783:LEU:HD11 | 2:A:2880:GLU:H | 1.84 | 0.41 |
| 1:B:13:LEU:HD11 | 2:A:2444:LEU:HD12 | 2.02 | 0.41 |
| 2:A:2481:PHE:O | 2:A:2482:GLN:CB | 2.68 | 0.41 |

Continued on next page...

Continued from previous page...

| Atom-1 | Atom-2 | Interatomic distance (Å) | Clash overlap (Å) |
|-------------------|-------------------|--------------------------|-------------------|
| 2:A:2647:TYR:HE2 | 2:A:2689:LEU:HD21 | 1.84 | 0.41 |
| 2:A:2902:LYS:HE2 | 2:A:2943:SER:CA | 2.46 | 0.41 |
| 2:A:2694:SER:O | 2:A:2695:LEU:C | 2.59 | 0.41 |
| 2:A:2673:ILE:HG12 | 2:A:2707:ALA:HB2 | 2.00 | 0.41 |
| 2:A:2951:ARG:HG2 | 2:A:2951:ARG:NH1 | 2.35 | 0.41 |
| 2:A:2534:LYS:HE3 | 2:A:2534:LYS:HB2 | 1.91 | 0.41 |
| 2:A:2684:ASP:HB3 | 2:A:2685:ALA:H | 1.58 | 0.41 |
| 2:A:2700:SER:HB3 | 2:A:2734:GLY:HA3 | 2.03 | 0.41 |
| 2:A:3011:TYR:CZ | 2:A:3021:VAL:HG21 | 2.55 | 0.41 |
| 1:B:10:LEU:O | 1:B:12:LEU:N | 2.54 | 0.41 |
| 2:A:2864:ARG:O | 2:A:2865:ILE:O | 2.38 | 0.41 |
| 2:A:3062:SER:O | 2:A:3063:ILE:HD13 | 2.21 | 0.41 |
| 2:A:2445:GLN:HB3 | 2:A:2446:ALA:H | 1.77 | 0.41 |
| 2:A:2458:PRO:O | 2:A:2459:LYS:O | 2.38 | 0.41 |
| 2:A:2819:LEU:HG | 2:A:2846:GLN:CD | 2.40 | 0.41 |
| 2:A:2965:LEU:HD12 | 2:A:2965:LEU:N | 2.36 | 0.41 |
| 2:A:2415:ARG:HH11 | 2:A:2415:ARG:HD2 | 1.74 | 0.40 |
| 2:A:2582:ASP:O | 2:A:2587:ASN:ND2 | 2.48 | 0.40 |
| 2:A:2660:LEU:HD22 | 2:A:2665:LYS:HG2 | 2.02 | 0.40 |
| 2:A:2927:ILE:HB | 2:A:2930:LEU:HD11 | 2.03 | 0.40 |
| 2:A:3054:PRO:O | 2:A:3055:THR:OG1 | 2.35 | 0.40 |
| 2:A:2445:GLN:O | 2:A:2446:ALA:C | 2.59 | 0.40 |
| 2:A:2610:CYS:O | 2:A:2642:LEU:HA | 2.21 | 0.40 |
| 2:A:2751:TRP:HZ3 | 2:A:2765:GLU:HB2 | 1.86 | 0.40 |
| 2:A:3042:ASN:O | 2:A:3043:LEU:HD23 | 2.21 | 0.40 |
| 2:A:3091:TYR:CD1 | 2:A:3092:LYS:N | 2.89 | 0.40 |
| 2:A:2522:TYR:CE1 | 2:A:2538:SER:N | 2.89 | 0.40 |
| 2:A:2864:ARG:CG | 2:A:2864:ARG:HH11 | 2.32 | 0.40 |
| 2:A:2912:SER:O | 2:A:2914:ASP:N | 2.54 | 0.40 |
| 2:A:3014:ASP:C | 2:A:3014:ASP:OD1 | 2.59 | 0.40 |
| 2:A:2993:VAL:O | 2:A:3073:PHE:HE2 | 2.04 | 0.40 |
| 2:A:3087:ILE:C | 2:A:3089:THR:N | 2.73 | 0.40 |
| 2:A:2778:ALA:O | 2:A:2781:LYS:HB2 | 2.21 | 0.40 |
| 2:A:2423:HIS:CD2 | 2:A:2423:HIS:O | 2.75 | 0.40 |
| 2:A:2471:ILE:C | 2:A:2473:VAL:H | 2.25 | 0.40 |
| 2:A:2481:PHE:O | 2:A:2482:GLN:HB2 | 2.21 | 0.40 |
| 2:A:2693:ASP:OD1 | 2:A:2693:ASP:N | 2.52 | 0.40 |
| 2:A:2644:ASP:O | 2:A:2713:LEU:HB3 | 2.21 | 0.40 |
| 2:A:2993:VAL:HG23 | 2:A:2994:VAL:N | 2.37 | 0.40 |
| 1:B:9:ASP:CG | 1:B:12:LEU:HD12 | 2.40 | 0.40 |

There are no symmetry-related clashes.

5.3 Torsion angles

5.3.1 Protein backbone

In the following table, the Percentiles column shows the percent Ramachandran outliers of the chain as a percentile score with respect to all X-ray entries followed by that with respect to entries of similar resolution.

The Analysed column shows the number of residues for which the backbone conformation was analysed, and the total number of residues.

| Mol | Chain | Analysed | Favoured | Allowed | Outliers | Percentiles | |
|-----|-------|---------------|-----------|-----------|-----------|-------------|---|
| 1 | B | 36/70 (51%) | 25 (69%) | 7 (19%) | 4 (11%) | 0 | 2 |
| 2 | A | 665/738 (90%) | 427 (64%) | 127 (19%) | 111 (17%) | 0 | 0 |
| All | All | 701/808 (87%) | 452 (64%) | 134 (19%) | 115 (16%) | 0 | 0 |

All (115) Ramachandran outliers are listed below:

| Mol | Chain | Res | Type |
|-----|-------|------|------|
| 1 | B | 41 | ASP |
| 1 | B | 56 | LEU |
| 2 | A | 2440 | PRO |
| 2 | A | 2451 | ARG |
| 2 | A | 2453 | PRO |
| 2 | A | 2457 | SER |
| 2 | A | 2481 | PHE |
| 2 | A | 2485 | ILE |
| 2 | A | 2564 | ALA |
| 2 | A | 2602 | THR |
| 2 | A | 2677 | ALA |
| 2 | A | 2683 | PRO |
| 2 | A | 2685 | ALA |
| 2 | A | 2688 | PRO |
| 2 | A | 2706 | PRO |
| 2 | A | 2708 | ARG |
| 2 | A | 2711 | SER |
| 2 | A | 2712 | ARG |
| 2 | A | 2724 | LEU |
| 2 | A | 2759 | LEU |
| 2 | A | 2764 | SER |
| 2 | A | 2810 | THR |
| 2 | A | 2835 | PRO |
| 2 | A | 2862 | GLN |
| 2 | A | 2865 | ILE |

Continued on next page...

Continued from previous page...

| Mol | Chain | Res | Type |
|-----|-------|------|------|
| 2 | A | 2869 | PHE |
| 2 | A | 2870 | ARG |
| 2 | A | 2899 | LYS |
| 2 | A | 2901 | GLU |
| 2 | A | 2932 | VAL |
| 2 | A | 2974 | LEU |
| 2 | A | 2984 | PHE |
| 2 | A | 2986 | PRO |
| 2 | A | 2987 | PRO |
| 2 | A | 3007 | ALA |
| 2 | A | 3072 | TYR |
| 2 | A | 3074 | GLN |
| 2 | A | 3076 | LYS |
| 1 | B | 43 | TRP |
| 2 | A | 2446 | ALA |
| 2 | A | 2449 | GLY |
| 2 | A | 2461 | LEU |
| 2 | A | 2588 | SER |
| 2 | A | 2601 | ASP |
| 2 | A | 2668 | VAL |
| 2 | A | 2676 | GLY |
| 2 | A | 2695 | LEU |
| 2 | A | 2701 | ALA |
| 2 | A | 2723 | PRO |
| 2 | A | 2776 | ALA |
| 2 | A | 2836 | ASP |
| 2 | A | 2873 | LEU |
| 2 | A | 2880 | GLU |
| 2 | A | 2933 | SER |
| 2 | A | 2939 | PHE |
| 2 | A | 2965 | LEU |
| 2 | A | 2985 | GLN |
| 2 | A | 2988 | CYS |
| 2 | A | 3006 | LEU |
| 2 | A | 3032 | ILE |
| 2 | A | 3092 | LYS |
| 2 | A | 2400 | ASP |
| 2 | A | 2430 | SER |
| 2 | A | 2444 | LEU |
| 2 | A | 2447 | ALA |
| 2 | A | 2450 | ASP |
| 2 | A | 2452 | ALA |

Continued on next page...

Continued from previous page...

| Mol | Chain | Res | Type |
|-----|-------|------|------|
| 2 | A | 2459 | LYS |
| 2 | A | 2504 | ASP |
| 2 | A | 2513 | ASP |
| 2 | A | 2525 | LEU |
| 2 | A | 2558 | ALA |
| 2 | A | 2591 | SER |
| 2 | A | 2606 | THR |
| 2 | A | 2686 | CYS |
| 2 | A | 2717 | ARG |
| 2 | A | 2793 | GLU |
| 2 | A | 2861 | LYS |
| 2 | A | 2903 | SER |
| 2 | A | 2936 | LYS |
| 2 | A | 2943 | SER |
| 2 | A | 2978 | ARG |
| 2 | A | 3003 | PRO |
| 2 | A | 3071 | ALA |
| 2 | A | 2482 | GLN |
| 2 | A | 2553 | ALA |
| 2 | A | 2693 | ASP |
| 2 | A | 2820 | GLN |
| 2 | A | 2859 | ASP |
| 2 | A | 2982 | PRO |
| 2 | A | 3091 | TYR |
| 2 | A | 2401 | LEU |
| 2 | A | 2439 | LEU |
| 2 | A | 2475 | SER |
| 2 | A | 2598 | GLU |
| 2 | A | 2673 | ILE |
| 2 | A | 2811 | LEU |
| 2 | A | 2866 | GLN |
| 2 | A | 2913 | SER |
| 2 | A | 3029 | ASN |
| 2 | A | 3090 | PHE |
| 2 | A | 2466 | VAL |
| 2 | A | 2560 | PRO |
| 2 | A | 2938 | LYS |
| 2 | A | 3083 | ALA |
| 2 | A | 2570 | PRO |
| 2 | A | 2756 | VAL |
| 2 | A | 2442 | ILE |
| 2 | A | 2448 | VAL |

Continued on next page...

Continued from previous page...

| Mol | Chain | Res | Type |
|-----|-------|------|------|
| 2 | A | 2941 | ARG |
| 2 | A | 3008 | PRO |
| 2 | A | 3052 | GLY |
| 1 | B | 38 | VAL |
| 2 | A | 3026 | ILE |
| 2 | A | 3004 | ILE |

5.3.2 Protein sidechains ⓘ

In the following table, the Percentiles column shows the percent sidechain outliers of the chain as a percentile score with respect to all X-ray entries followed by that with respect to entries of similar resolution.

The Analysed column shows the number of residues for which the sidechain conformation was analysed, and the total number of residues.

| Mol | Chain | Analysed | Rotameric | Outliers | Percentiles | |
|-----|-------|---------------|-----------|----------|-------------|----|
| 1 | B | 36/63 (57%) | 32 (89%) | 4 (11%) | 7 | 29 |
| 2 | A | 571/649 (88%) | 476 (83%) | 95 (17%) | 2 | 11 |
| All | All | 607/712 (85%) | 508 (84%) | 99 (16%) | 3 | 12 |

All (99) residues with a non-rotameric sidechain are listed below:

| Mol | Chain | Res | Type |
|-----|-------|------|------|
| 1 | B | 39 | TRP |
| 1 | B | 41 | ASP |
| 1 | B | 42 | ASN |
| 1 | B | 43 | TRP |
| 2 | A | 2399 | LYS |
| 2 | A | 2400 | ASP |
| 2 | A | 2417 | LYS |
| 2 | A | 2421 | ARG |
| 2 | A | 2431 | LEU |
| 2 | A | 2438 | THR |
| 2 | A | 2440 | PRO |
| 2 | A | 2453 | PRO |
| 2 | A | 2470 | CYS |
| 2 | A | 2474 | ASN |
| 2 | A | 2481 | PHE |
| 2 | A | 2498 | LYS |
| 2 | A | 2501 | GLN |

Continued on next page...

Continued from previous page...

| Mol | Chain | Res | Type |
|-----|-------|------|------|
| 2 | A | 2502 | LEU |
| 2 | A | 2538 | SER |
| 2 | A | 2539 | ILE |
| 2 | A | 2543 | ASN |
| 2 | A | 2559 | PHE |
| 2 | A | 2568 | LEU |
| 2 | A | 2569 | ASN |
| 2 | A | 2572 | ARG |
| 2 | A | 2575 | LEU |
| 2 | A | 2587 | ASN |
| 2 | A | 2611 | ILE |
| 2 | A | 2613 | ASP |
| 2 | A | 2640 | ILE |
| 2 | A | 2650 | ARG |
| 2 | A | 2663 | SER |
| 2 | A | 2665 | LYS |
| 2 | A | 2674 | THR |
| 2 | A | 2693 | ASP |
| 2 | A | 2706 | PRO |
| 2 | A | 2708 | ARG |
| 2 | A | 2711 | SER |
| 2 | A | 2717 | ARG |
| 2 | A | 2720 | ARG |
| 2 | A | 2726 | LEU |
| 2 | A | 2732 | ASP |
| 2 | A | 2741 | ILE |
| 2 | A | 2745 | ARG |
| 2 | A | 2746 | VAL |
| 2 | A | 2751 | TRP |
| 2 | A | 2752 | VAL |
| 2 | A | 2755 | THR |
| 2 | A | 2769 | GLU |
| 2 | A | 2774 | ARG |
| 2 | A | 2783 | LEU |
| 2 | A | 2793 | GLU |
| 2 | A | 2813 | ARG |
| 2 | A | 2815 | GLN |
| 2 | A | 2817 | HIS |
| 2 | A | 2841 | CYS |
| 2 | A | 2842 | PHE |
| 2 | A | 2850 | LEU |
| 2 | A | 2852 | ASN |

Continued on next page...

Continued from previous page...

| Mol | Chain | Res | Type |
|-----|-------|------|------|
| 2 | A | 2856 | MET |
| 2 | A | 2864 | ARG |
| 2 | A | 2868 | GLU |
| 2 | A | 2870 | ARG |
| 2 | A | 2877 | GLU |
| 2 | A | 2882 | LEU |
| 2 | A | 2888 | THR |
| 2 | A | 2889 | VAL |
| 2 | A | 2893 | ARG |
| 2 | A | 2898 | LYS |
| 2 | A | 2899 | LYS |
| 2 | A | 2901 | GLU |
| 2 | A | 2907 | SER |
| 2 | A | 2912 | SER |
| 2 | A | 2915 | LEU |
| 2 | A | 2920 | THR |
| 2 | A | 2923 | LYS |
| 2 | A | 2928 | TYR |
| 2 | A | 2936 | LYS |
| 2 | A | 2946 | LEU |
| 2 | A | 2947 | THR |
| 2 | A | 2954 | TYR |
| 2 | A | 2974 | LEU |
| 2 | A | 2991 | VAL |
| 2 | A | 2993 | VAL |
| 2 | A | 3003 | PRO |
| 2 | A | 3015 | GLU |
| 2 | A | 3016 | CYS |
| 2 | A | 3017 | LEU |
| 2 | A | 3020 | LEU |
| 2 | A | 3031 | ASP |
| 2 | A | 3038 | ILE |
| 2 | A | 3041 | SER |
| 2 | A | 3048 | GLU |
| 2 | A | 3072 | TYR |
| 2 | A | 3079 | ASN |
| 2 | A | 3082 | HIS |
| 2 | A | 3086 | ASN |
| 2 | A | 3098 | LEU |
| 2 | A | 3102 | LEU |

Some sidechains can be flipped to improve hydrogen bonding and reduce clashes. All (20) such sidechains are listed below:

| Mol | Chain | Res | Type |
|-----|-------|------|------|
| 2 | A | 2423 | HIS |
| 2 | A | 2486 | GLN |
| 2 | A | 2543 | ASN |
| 2 | A | 2565 | ASN |
| 2 | A | 2569 | ASN |
| 2 | A | 2576 | GLN |
| 2 | A | 2587 | ASN |
| 2 | A | 2670 | GLN |
| 2 | A | 2675 | GLN |
| 2 | A | 2814 | GLN |
| 2 | A | 2855 | GLN |
| 2 | A | 2862 | GLN |
| 2 | A | 2929 | HIS |
| 2 | A | 2956 | GLN |
| 2 | A | 2969 | GLN |
| 2 | A | 3018 | ASN |
| 2 | A | 3044 | GLN |
| 2 | A | 3078 | ASN |
| 2 | A | 3079 | ASN |
| 2 | A | 3086 | ASN |

5.3.3 RNA ⓘ

There are no RNA molecules in this entry.

5.4 Non-standard residues in protein, DNA, RNA chains ⓘ

There are no non-standard protein/DNA/RNA residues in this entry.

5.5 Carbohydrates ⓘ

There are no carbohydrates in this entry.

5.6 Ligand geometry ⓘ

Of 5 ligands modelled in this entry, 5 are monoatomic - leaving 0 for Mogul analysis.

There are no bond length outliers.

There are no bond angle outliers.

There are no chirality outliers.

There are no torsion outliers.

There are no ring outliers.

No monomer is involved in short contacts.

5.7 Other polymers

There are no such residues in this entry.

5.8 Polymer linkage issues

There are no chain breaks in this entry.

6 Fit of model and data

6.1 Protein, DNA and RNA chains

EDS was not executed - this section is therefore empty.

6.2 Non-standard residues in protein, DNA, RNA chains

EDS was not executed - this section is therefore empty.

6.3 Carbohydrates

EDS was not executed - this section is therefore empty.

6.4 Ligands

EDS was not executed - this section is therefore empty.

6.5 Other polymers

EDS was not executed - this section is therefore empty.