



Full wwPDB X-ray Structure Validation Report ⓘ

Oct 19, 2017 – 12:36 PM EDT

PDB ID : 3MI6
Title : Crystal structure of the alpha-galactosidase from Lactobacillus brevis, Northeast Structural Genomics Consortium Target LbR11.
Authors : Vorobiev, S.; Chen, Y.; Seetharaman, J.; Belote, R.; Sahdev, S.; Xiao, R.; Acton, T.B.; Everett, J.K.; Montelione, G.T.; Hunt, J.F.; Tong, L.; Northeast Structural Genomics Consortium (NESG)
Deposited on : unknown
Resolution : 2.70 Å(reported)

This is a Full wwPDB X-ray Structure Validation Report for a publicly released PDB entry.

We welcome your comments at validation@mail.wwpdb.org

A user guide is available at

<http://wwpdb.org/validation/2016/XrayValidationReportHelp>

with specific help available everywhere you see the ⓘ symbol.

The following versions of software and data (see [references ⓘ](#)) were used in the production of this report:

MolProbity	:	4.02b-467
Xtriage (Phenix)	:	1.9-1692
EDS	:	rb-20030345
Percentile statistics	:	20161228.v01 (using entries in the PDB archive December 28th 2016)
Refmac	:	5.8.0135
CCP4	:	6.5.0
Ideal geometry (proteins)	:	Engh & Huber (2001)
Ideal geometry (DNA, RNA)	:	Parkinson et al. (1996)
Validation Pipeline (wwPDB-VP)	:	rb-20030345

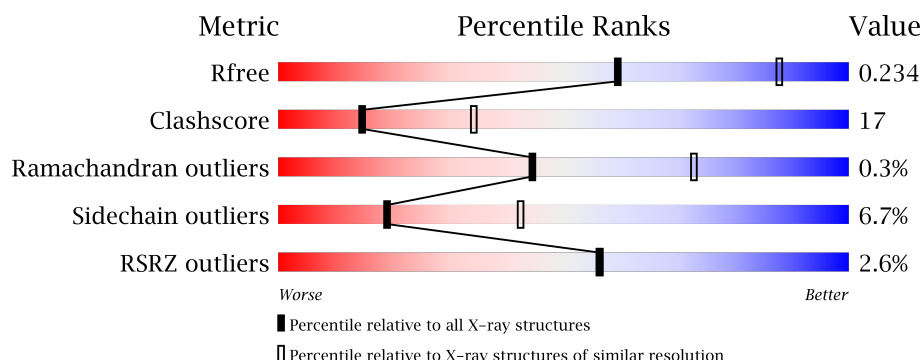
1 Overall quality at a glance

The following experimental techniques were used to determine the structure:

X-RAY DIFFRACTION

The reported resolution of this entry is 2.70 Å.

Percentile scores (ranging between 0-100) for global validation metrics of the entry are shown in the following graphic. The table shows the number of entries on which the scores are based.



Metric	Whole archive (#Entries)	Similar resolution (#Entries, resolution range(Å))
R_{free}	100719	2259 (2.70-2.70)
Clashscore	112137	2590 (2.70-2.70)
Ramachandran outliers	110173	2550 (2.70-2.70)
Sidechain outliers	110143	2550 (2.70-2.70)
RSRZ outliers	101464	2275 (2.70-2.70)

The table below summarises the geometric issues observed across the polymeric chains and their fit to the electron density. The red, orange, yellow and green segments on the lower bar indicate the fraction of residues that contain outliers for ≥ 3 , 2, 1 and 0 types of geometric quality criteria. A grey segment represents the fraction of residues that are not modelled. The numeric value for each fraction is indicated below the corresponding segment, with a dot representing fractions $\leq 5\%$. The upper red bar (where present) indicates the fraction of residues that have poor fit to the electron density. The numeric value is given above the bar.

Mol	Chain	Length	Quality of chain
1	A	745	<div> <div>2%</div> <div> <div></div> <div>65%</div> <div>32%</div> <div>.</div> </div> </div>
1	B	745	<div> <div></div> <div> <div>71%</div> <div>25%</div> <div>..</div> </div> </div>
1	C	745	<div> <div>5%</div> <div> <div></div> <div>64%</div> <div>31%</div> <div>..</div> </div> </div>
1	D	745	<div> <div>2%</div> <div> <div></div> <div>71%</div> <div>25%</div> <div>.</div> </div> </div>

2 Entry composition [i](#)

There are 2 unique types of molecules in this entry. The entry contains 24417 atoms, of which 0 are hydrogens and 0 are deuteriums.

In the tables below, the ZeroOcc column contains the number of atoms modelled with zero occupancy, the AltConf column contains the number of residues with at least one atom in alternate conformation and the Trace column contains the number of residues modelled with at most 2 atoms.

- Molecule 1 is a protein called Alpha-galactosidase.

Mol	Chain	Residues	Atoms						ZeroOcc	AltConf	Trace
1	A	742	Total	C	N	O	S	Se	0	0	0
			6007	3822	1022	1137	2	24			
1	B	736	Total	C	N	O	S	Se	0	0	0
			5947	3786	1008	1127	2	24			
1	C	737	Total	C	N	O	S	Se	0	0	0
			5946	3782	1008	1130	2	24			
1	D	743	Total	C	N	O	S	Se	0	0	0
			6018	3829	1027	1136	2	24			

There are 32 discrepancies between the modelled and reference sequences:

Chain	Residue	Modelled	Actual	Comment	Reference
A	738	LEU	-	expression tag	UNP Q03PP7
A	739	GLU	-	expression tag	UNP Q03PP7
A	740	HIS	-	expression tag	UNP Q03PP7
A	741	HIS	-	expression tag	UNP Q03PP7
A	742	HIS	-	expression tag	UNP Q03PP7
A	743	HIS	-	expression tag	UNP Q03PP7
A	744	HIS	-	expression tag	UNP Q03PP7
A	745	HIS	-	expression tag	UNP Q03PP7
B	738	LEU	-	expression tag	UNP Q03PP7
B	739	GLU	-	expression tag	UNP Q03PP7
B	740	HIS	-	expression tag	UNP Q03PP7
B	741	HIS	-	expression tag	UNP Q03PP7
B	742	HIS	-	expression tag	UNP Q03PP7
B	743	HIS	-	expression tag	UNP Q03PP7
B	744	HIS	-	expression tag	UNP Q03PP7
B	745	HIS	-	expression tag	UNP Q03PP7
C	738	LEU	-	expression tag	UNP Q03PP7
C	739	GLU	-	expression tag	UNP Q03PP7
C	740	HIS	-	expression tag	UNP Q03PP7
C	741	HIS	-	expression tag	UNP Q03PP7
C	742	HIS	-	expression tag	UNP Q03PP7

Continued on next page...

Continued from previous page...

Chain	Residue	Modelled	Actual	Comment	Reference
C	743	HIS	-	expression tag	UNP Q03PP7
C	744	HIS	-	expression tag	UNP Q03PP7
C	745	HIS	-	expression tag	UNP Q03PP7
D	738	LEU	-	expression tag	UNP Q03PP7
D	739	GLU	-	expression tag	UNP Q03PP7
D	740	HIS	-	expression tag	UNP Q03PP7
D	741	HIS	-	expression tag	UNP Q03PP7
D	742	HIS	-	expression tag	UNP Q03PP7
D	743	HIS	-	expression tag	UNP Q03PP7
D	744	HIS	-	expression tag	UNP Q03PP7
D	745	HIS	-	expression tag	UNP Q03PP7

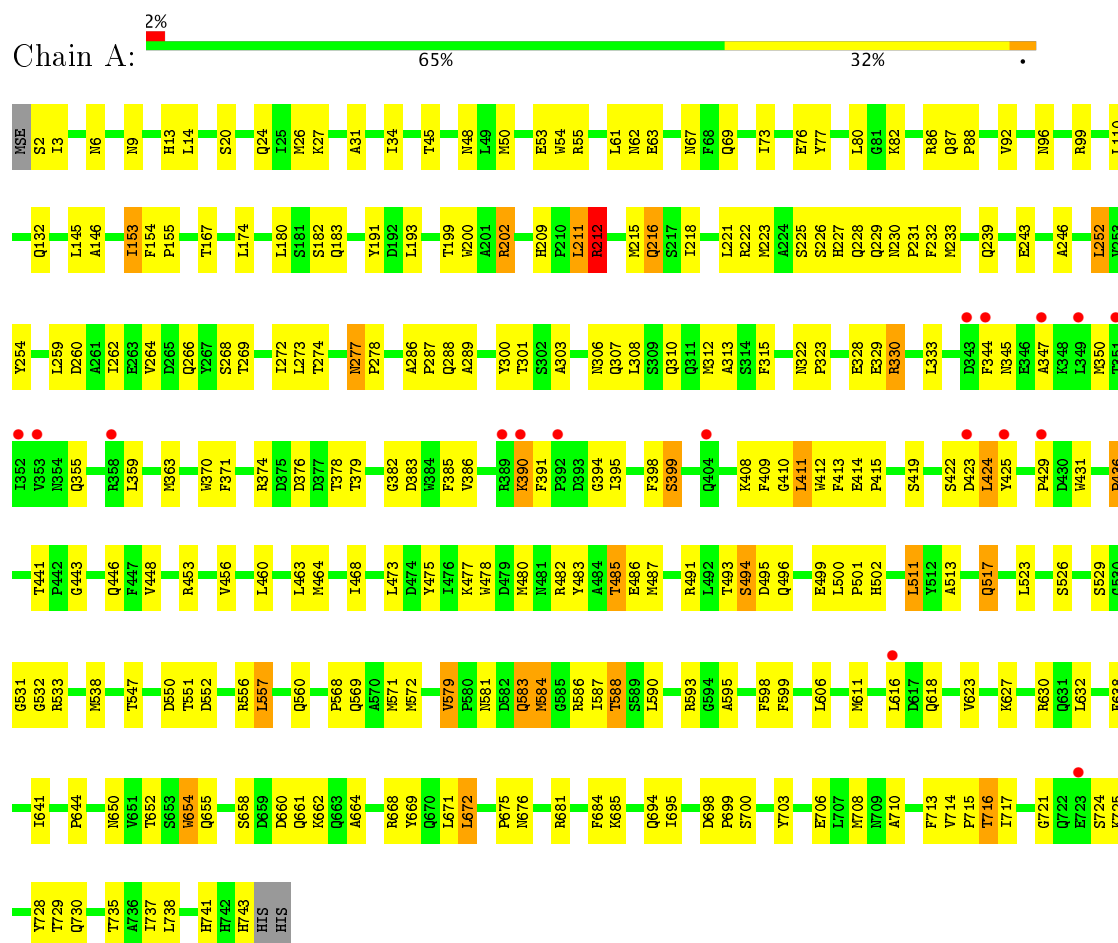
- Molecule 2 is water.

Mol	Chain	Residues	Atoms		ZeroOcc	AltConf
2	A	117	Total	O	0	0
			117	117		
2	B	179	Total	O	0	0
			179	179		
2	C	84	Total	O	0	0
			84	84		
2	D	119	Total	O	0	0
			119	119		

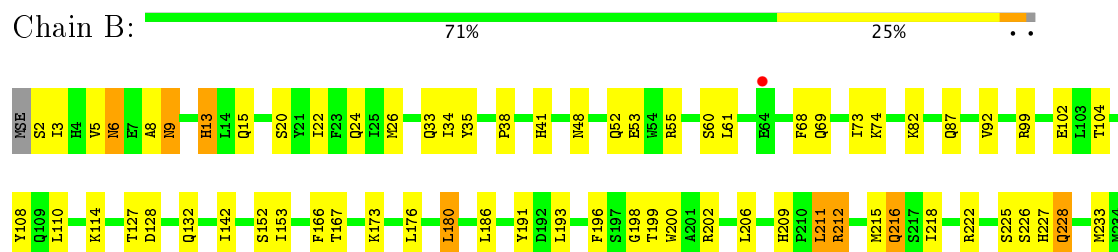
3 Residue-property plots


These plots are drawn for all protein, RNA and DNA chains in the entry. The first graphic for a chain summarises the proportions of the various outlier classes displayed in the second graphic. The second graphic shows the sequence view annotated by issues in geometry and electron density. Residues are color-coded according to the number of geometric quality criteria for which they contain at least one outlier: green = 0, yellow = 1, orange = 2 and red = 3 or more. A red dot above a residue indicates a poor fit to the electron density ($RSRZ > 2$). Stretches of 2 or more consecutive residues without any outlier are shown as a green connector. Residues present in the sample, but not in the model, are shown in grey.

• Molecule 1: Alpha-galactosidase

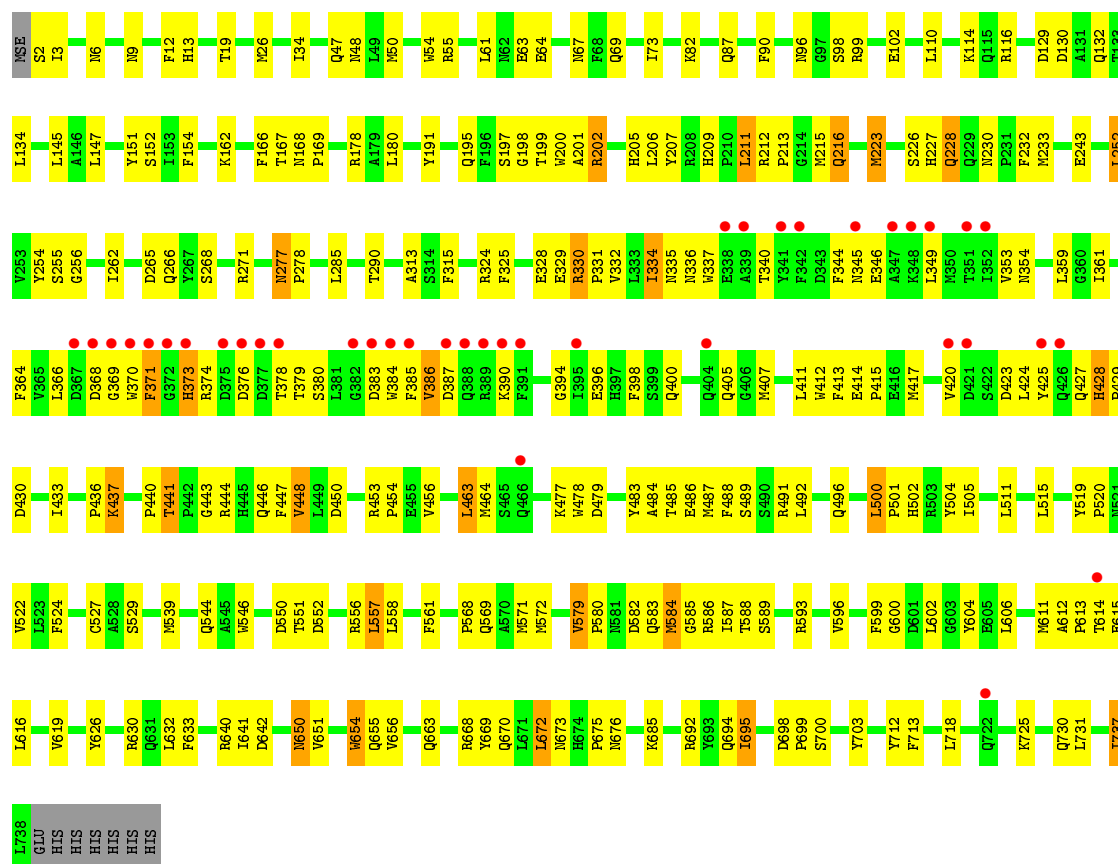


• Molecule 1: Alpha-galactosidase

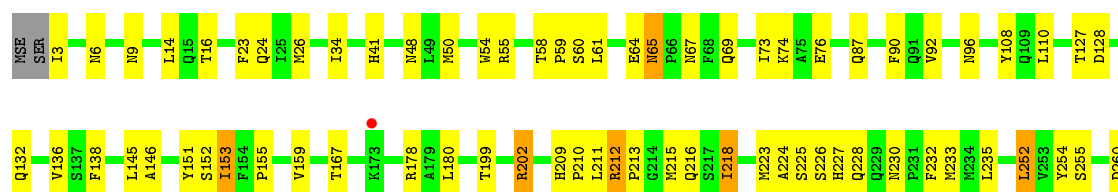


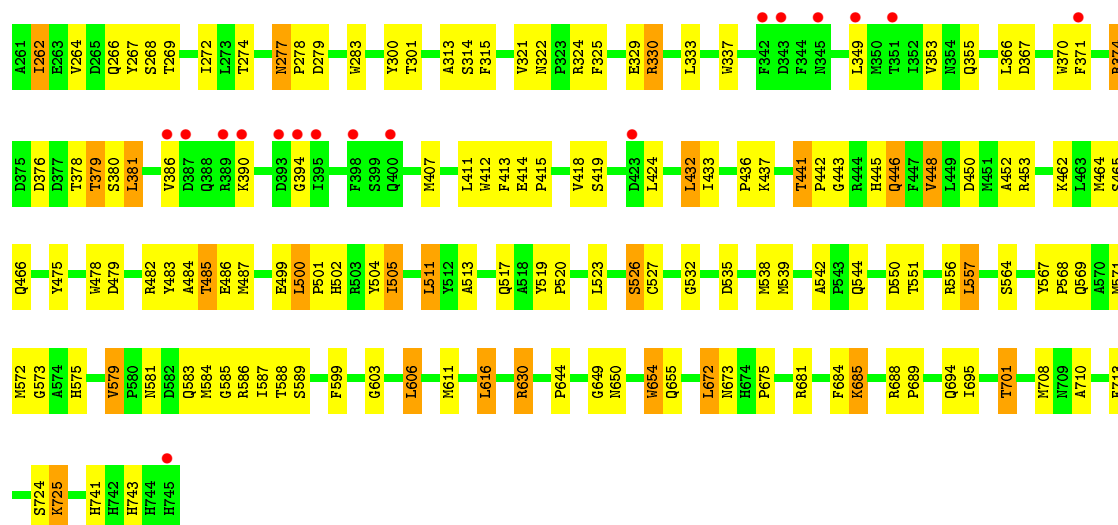


• Molecule 1: Alpha-galactosidase



• Molecule 1: Alpha-galactosidase





4 Data and refinement statistics

Property	Value	Source
Space group	P 21 21 21	Depositor
Cell constants a, b, c, α , β , γ	115.94Å 158.82Å 166.02Å 90.00° 90.00° 90.00°	Depositor
Resolution (Å)	40.03 – 2.70 45.53 – 2.70	Depositor EDS
% Data completeness (in resolution range)	99.7 (40.03-2.70) 99.7 (45.53-2.70)	Depositor EDS
R_{merge}	0.12	Depositor
R_{sym}	(Not available)	Depositor
$\langle I/\sigma(I) \rangle$ ¹	6.11 (at 2.69Å)	Xtriage
Refinement program	PHENIX (phenix.refine: 1.5_2), CNS	Depositor
R, R_{free}	0.173 , 0.241 0.164 , 0.234	Depositor DCC
R_{free} test set	4193 reflections (4.99%)	DCC
Wilson B-factor (Å ²)	41.8	Xtriage
Anisotropy	0.370	Xtriage
Bulk solvent k_{sol} (e/Å ³), B_{sol} (Å ²)	0.33 , 31.4	EDS
L-test for twinning ²	$\langle L \rangle = 0.49$, $\langle L^2 \rangle = 0.32$	Xtriage
Estimated twinning fraction	0.011 for -h,l,k	Xtriage
F_o, F_c correlation	0.95	EDS
Total number of atoms	24417	wwPDB-VP
Average B, all atoms (Å ²)	43.0	wwPDB-VP

Xtriage's analysis on translational NCS is as follows: *The largest off-origin peak in the Patterson function is 3.85% of the height of the origin peak. No significant pseudotranslation is detected.*

¹Intensities estimated from amplitudes.

²Theoretical values of $\langle |L| \rangle$, $\langle L^2 \rangle$ for acentric reflections are 0.5, 0.333 respectively for untwinned datasets, and 0.375, 0.2 for perfectly twinned datasets.

5 Model quality

5.1 Standard geometry

The Z score for a bond length (or angle) is the number of standard deviations the observed value is removed from the expected value. A bond length (or angle) with $|Z| > 5$ is considered an outlier worth inspection. RMSZ is the root-mean-square of all Z scores of the bond lengths (or angles).

Mol	Chain	Bond lengths		Bond angles	
		RMSZ	# Z >5	RMSZ	# Z >5
1	A	0.46	0/6150	0.62	2/8319 (0.0%)
1	B	0.49	0/6086	0.65	2/8232 (0.0%)
1	C	0.44	0/6083	0.60	2/8227 (0.0%)
1	D	0.47	0/6163	0.63	2/8336 (0.0%)
All	All	0.46	0/24482	0.62	8/33114 (0.0%)

There are no bond length outliers.

All (8) bond angle outliers are listed below:

Mol	Chain	Res	Type	Atoms	Z	Observed(°)	Ideal(°)
1	C	695	ILE	CB-CA-C	-5.93	99.75	111.60
1	C	371	PHE	CB-CA-C	-5.66	99.09	110.40
1	A	695	ILE	CB-CA-C	-5.53	100.54	111.60
1	B	237	ARG	NE-CZ-NH1	-5.43	117.58	120.30
1	B	695	ILE	CB-CA-C	-5.42	100.75	111.60
1	D	695	ILE	CB-CA-C	-5.35	100.89	111.60
1	D	321	VAL	CB-CA-C	5.21	121.30	111.40
1	A	212	ARG	NE-CZ-NH2	-5.08	117.76	120.30

There are no chirality outliers.

There are no planarity outliers.

5.2 Too-close contacts

In the following table, the Non-H and H(model) columns list the number of non-hydrogen atoms and hydrogen atoms in the chain respectively. The H(added) column lists the number of hydrogen atoms added and optimized by MolProbity. The Clashes column lists the number of clashes within the asymmetric unit, whereas Symm-Clashes lists symmetry related clashes.

Mol	Chain	Non-H	H(model)	H(added)	Clashes	Symm-Clashes
1	A	6007	0	5701	230	0

Continued on next page...

Continued from previous page...

Mol	Chain	Non-H	H(model)	H(added)	Clashes	Symm-Clashes
1	B	5947	0	5654	192	0
1	C	5946	0	5650	237	0
1	D	6018	0	5706	187	0
2	A	117	0	0	9	0
2	B	179	0	0	13	0
2	C	84	0	0	4	0
2	D	119	0	0	10	0
All	All	24417	0	22711	799	0

The all-atom clashscore is defined as the number of clashes found per 1000 atoms (including hydrogen atoms). The all-atom clashscore for this structure is 17.

All (799) close contacts within the same asymmetric unit are listed below, sorted by their clash magnitude.

Atom-1	Atom-2	Interatomic distance (Å)	Clash overlap (Å)
1:A:233:MSE:HE1	1:A:262:ILE:HD11	1.27	1.11
1:B:299:SER:HB3	1:B:312:MSE:HE2	1.10	1.05
1:C:584:MSE:HE1	1:C:586:ARG:HB2	1.41	1.00
1:D:226:SER:HB2	1:D:228:GLN:NE2	1.80	0.97
1:C:167:THR:HG23	1:C:290:THR:HG22	1.47	0.96
1:A:513:ALA:O	1:A:517:GLN:HG2	1.64	0.96
1:D:223:MSE:HE3	1:D:487:MSE:SE	2.16	0.95
1:D:233:MSE:HE1	1:D:262:ILE:HD11	1.49	0.94
1:A:87:GLN:HG3	1:A:215:MSE:HE1	1.46	0.94
1:A:48:ASN:HD21	1:B:713:PHE:H	0.96	0.94
1:A:650:ASN:HD21	1:A:672:LEU:H	1.11	0.93
1:B:299:SER:CB	1:B:312:MSE:HE2	2.00	0.92
1:B:87:GLN:HG3	1:B:215:MSE:HE1	1.49	0.91
1:A:441:THR:HB	1:A:485:THR:HG21	1.54	0.90
1:A:371:PHE:CZ	1:A:374:ARG:HD3	2.08	0.89
1:C:226:SER:HB2	1:C:228:GLN:NE2	1.87	0.89
1:B:411:LEU:HD13	2:B:1017:HOH:O	1.73	0.88
1:B:485:THR:HG23	1:B:486:GLU:OE1	1.73	0.88
1:D:87:GLN:HG3	1:D:215:MSE:HE1	1.56	0.88
1:C:313:ALA:HB1	1:C:568:PRO:HG3	1.57	0.87
1:A:493:THR:HG22	1:A:495:ASP:H	1.40	0.86
1:B:329:GLU:HB3	1:B:630:ARG:HD3	1.55	0.86
1:D:230:ASN:HD22	1:D:232:PHE:H	1.21	0.86
1:C:212:ARG:H	1:C:216:GLN:HE22	1.16	0.86
1:B:550:ASP:O	1:B:556:ARG:HD3	1.76	0.86
1:D:153:ILE:HG22	1:D:155:PRO:HD3	1.57	0.86

Continued on next page...

Continued from previous page...

Atom-1	Atom-2	Interatomic distance (Å)	Clash overlap (Å)
1:B:233:MSE:HE1	1:B:262:ILE:HD11	1.55	0.84
1:D:48:ASN:HB3	2:D:1173:HOH:O	1.77	0.84
1:C:369:GLY:HA2	1:C:374:ARG:HB2	1.57	0.84
1:D:513:ALA:O	1:D:517:GLN:HG3	1.79	0.83
1:A:226:SER:HB2	1:A:229:GLN:H	1.41	0.83
1:D:226:SER:HB2	1:D:228:GLN:HE21	1.38	0.83
1:B:411:LEU:HD12	1:B:412:TRP:N	1.93	0.83
1:C:233:MSE:HE1	1:C:262:ILE:HD11	1.59	0.82
1:A:386:VAL:HG11	1:A:394:GLY:HA2	1.59	0.82
1:B:441:THR:HB	1:B:485:THR:HG21	1.62	0.82
1:C:386:VAL:HG11	1:C:394:GLY:HA2	1.61	0.81
1:D:569:GLN:HA	1:D:572:MSE:HE3	1.60	0.81
1:A:713:PHE:H	1:B:48:ASN:HD21	1.28	0.80
1:A:80:LEU:HB2	1:A:88:PRO:HG3	1.64	0.80
1:D:502:HIS:HE1	2:D:1432:HOH:O	1.64	0.80
1:A:223:MSE:HE3	1:A:487:MSE:SE	2.32	0.79
1:A:531:GLY:HA2	2:A:1331:HOH:O	1.81	0.79
1:C:313:ALA:CB	1:C:568:PRO:HG3	2.13	0.79
1:B:99:ARG:HG3	1:B:99:ARG:HH11	1.48	0.79
1:C:353:VAL:HG13	1:C:407:MSE:HE1	1.63	0.79
1:A:48:ASN:ND2	1:B:713:PHE:H	1.80	0.79
1:A:681:ARG:HD3	1:A:710:ALA:O	1.82	0.78
1:B:526:SER:HB2	1:B:538:MSE:HE3	1.64	0.78
1:D:55:ARG:H	1:D:69:GLN:HE22	1.31	0.78
1:A:233:MSE:HE1	1:A:262:ILE:CD1	2.10	0.78
1:A:308:LEU:HG	1:A:312:MSE:HE2	1.64	0.78
1:D:484:ALA:HB3	1:D:487:MSE:HE2	1.67	0.77
1:A:412:TRP:HD1	1:A:477:LYS:HD3	1.47	0.77
1:D:655:GLN:HE22	1:D:685:LYS:H	1.32	0.77
1:A:694:GLN:HG3	1:A:737:ILE:HD11	1.65	0.77
1:C:345:ASN:HA	1:C:390:LYS:HB3	1.67	0.77
1:B:212:ARG:H	1:B:216:GLN:HE22	1.33	0.77
1:B:226:SER:HB2	1:B:228:GLN:HE21	1.50	0.75
1:D:233:MSE:CE	1:D:262:ILE:HD11	2.16	0.75
1:B:216:GLN:HB2	1:C:212:ARG:HH21	1.52	0.75
1:C:579:VAL:HG21	1:C:588:THR:H	1.50	0.75
1:D:599:PHE:CD1	1:D:654:TRP:CZ3	2.76	0.74
1:A:415:PRO:HB3	1:A:464:MSE:HE1	1.70	0.74
1:C:550:ASP:O	1:C:556:ARG:HD3	1.87	0.74
1:D:26:MSE:HE1	1:D:73:ILE:HG21	1.69	0.74
1:A:243:GLU:OE1	1:A:685:LYS:HE3	1.88	0.74

Continued on next page...

Continued from previous page...

Atom-1	Atom-2	Interatomic distance (Å)	Clash overlap (Å)
1:B:655:GLN:HE22	1:B:685:LYS:H	1.33	0.74
1:D:14:LEU:HB3	1:D:153:ILE:HD11	1.67	0.74
1:D:330:ARG:HD3	1:D:544:GLN:OE1	1.88	0.74
1:D:371:PHE:CZ	1:D:374:ARG:HG3	2.23	0.74
1:C:223:MSE:HE1	1:C:500:LEU:HD13	1.69	0.73
1:C:3:ILE:H	1:C:132:GLN:HE22	1.35	0.73
1:B:538:MSE:HE2	2:B:908:HOH:O	1.87	0.73
1:C:484:ALA:HB3	1:C:487:MSE:HE2	1.68	0.73
1:A:493:THR:HG22	1:A:495:ASP:N	2.04	0.73
1:A:48:ASN:HD21	1:B:713:PHE:N	1.80	0.72
1:B:226:SER:HB2	1:B:228:GLN:NE2	2.04	0.72
1:D:3:ILE:N	2:D:944:HOH:O	2.21	0.72
1:B:254:TYR:OH	1:B:502:HIS:HD2	1.72	0.72
1:C:55:ARG:H	1:C:69:GLN:HE22	1.35	0.72
1:D:313:ALA:HB1	1:D:568:PRO:HG3	1.72	0.72
1:B:82:LYS:HD2	1:B:102:GLU:HG2	1.71	0.72
1:C:82:LYS:HD2	1:C:102:GLU:HG2	1.71	0.72
1:C:412:TRP:CZ2	1:C:414:GLU:HG3	2.24	0.72
1:B:6:ASN:ND2	1:B:9:ASN:HD22	1.87	0.72
1:A:226:SER:HB3	1:A:228:GLN:H	1.55	0.71
1:D:581:ASN:HD21	1:D:583:GLN:NE2	1.89	0.71
1:D:233:MSE:HE1	1:D:262:ILE:CD1	2.18	0.71
1:C:243:GLU:OE1	1:C:685:LYS:HE3	1.91	0.70
1:C:6:ASN:HD21	1:C:9:ASN:HD22	1.40	0.70
1:A:233:MSE:CE	1:A:262:ILE:HD11	2.13	0.70
1:A:654:TRP:CH2	1:A:669:TYR:OH	2.44	0.70
1:B:74:LYS:HE2	2:B:1377:HOH:O	1.91	0.70
1:B:87:GLN:CG	1:B:215:MSE:HE1	2.21	0.70
1:A:3:ILE:H	1:A:132:GLN:HE22	1.39	0.69
1:C:334:ILE:HG13	1:C:335:ASN:H	1.55	0.69
1:A:425:TYR:O	1:A:429:PRO:HG3	1.92	0.69
1:A:569:GLN:HA	1:A:572:MSE:HE3	1.75	0.69
1:D:599:PHE:CE1	1:D:654:TRP:HZ3	2.10	0.69
1:C:243:GLU:CD	1:C:685:LYS:HE3	2.12	0.69
1:D:465:SER:HB2	1:D:519:TYR:OH	1.92	0.69
1:C:6:ASN:ND2	1:C:9:ASN:HD22	1.91	0.69
1:B:650:ASN:HD21	1:B:672:LEU:H	1.40	0.68
1:D:235:LEU:HD21	1:D:262:ILE:HD12	1.76	0.68
1:C:668:ARG:HD3	1:C:730:GLN:HE22	1.57	0.68
1:A:226:SER:CB	1:A:229:GLN:H	2.06	0.68
1:C:2:SER:HB2	1:C:132:GLN:HE22	1.57	0.68

Continued on next page...

Continued from previous page...

Atom-1	Atom-2	Interatomic distance (Å)	Clash overlap (Å)
1:C:611:MSE:HE2	1:C:615:GLU:HB3	1.76	0.68
1:A:329:GLU:HB3	1:A:630:ARG:HD3	1.76	0.68
1:A:212:ARG:H	1:A:216:GLN:HE22	1.39	0.67
1:B:362:GLU:OE1	1:B:630:ARG:NH2	2.26	0.67
1:C:332:VAL:HG23	1:C:630:ARG:HH21	1.58	0.67
1:D:262:ILE:HD13	1:D:272:ILE:HG13	1.76	0.67
1:C:48:ASN:HD21	1:D:713:PHE:H	1.41	0.67
1:C:371:PHE:CZ	1:C:374:ARG:HD2	2.29	0.67
1:D:254:TYR:OH	1:D:502:HIS:HD2	1.76	0.67
1:A:306:ASN:O	1:A:310:GLN:HG3	1.94	0.67
1:C:383:ASP:OD1	1:C:423:ASP:HB3	1.95	0.67
1:B:526:SER:HB2	1:B:538:MSE:CE	2.24	0.67
1:C:584:MSE:HE1	1:C:586:ARG:CB	2.22	0.66
1:D:313:ALA:CB	1:D:568:PRO:HG3	2.24	0.66
1:B:24:GLN:HB2	1:B:34:ILE:HD11	1.78	0.66
1:B:716:THR:HG23	2:B:1077:HOH:O	1.94	0.66
1:C:230:ASN:HD22	1:C:232:PHE:H	1.40	0.66
1:B:386:VAL:HG22	1:B:395:ILE:HG12	1.78	0.66
1:C:223:MSE:HE2	1:C:501:PRO:HA	1.76	0.66
1:A:468:ILE:HG12	1:A:473:LEU:HD12	1.78	0.65
1:D:433:ILE:HD12	1:D:448:VAL:HG22	1.78	0.65
1:C:243:GLU:HG2	2:C:1365:HOH:O	1.94	0.65
1:C:223:MSE:HE1	1:C:500:LEU:CD1	2.25	0.65
1:A:212:ARG:NH2	1:A:215:MSE:O	2.29	0.65
1:D:550:ASP:O	1:D:556:ARG:HD3	1.96	0.65
1:C:233:MSE:CE	1:C:262:ILE:HD11	2.27	0.65
1:C:443:GLY:O	1:C:446:GLN:HG3	1.97	0.65
1:C:550:ASP:HA	1:C:583:GLN:NE2	2.11	0.65
1:D:230:ASN:ND2	1:D:232:PHE:H	1.91	0.65
1:C:349:LEU:HD21	1:C:364:PHE:CZ	2.31	0.64
1:C:396:GLU:H	1:C:396:GLU:CD	2.01	0.64
1:C:325:PHE:O	1:C:330:ARG:NH2	2.30	0.64
1:A:550:ASP:OD2	1:C:675:PRO:HG3	1.97	0.64
1:A:654:TRP:NE1	2:A:1399:HOH:O	2.28	0.64
1:A:675:PRO:HD3	1:C:584:MSE:HG2	1.80	0.64
1:C:557:LEU:HD21	1:C:669:TYR:CB	2.28	0.63
1:A:482:ARG:NH2	1:A:485:THR:HB	2.12	0.63
1:B:216:GLN:CB	1:C:212:ARG:HH21	2.12	0.63
1:B:3:ILE:H	1:B:132:GLN:HE22	1.44	0.63
1:B:371:PHE:CZ	1:B:374:ARG:HD2	2.32	0.63
1:B:353:VAL:HG13	1:B:407:MSE:CE	2.27	0.63

Continued on next page...

Continued from previous page...

Atom-1	Atom-2	Interatomic distance (Å)	Clash overlap (Å)
1:A:668:ARG:HH11	1:A:730:GLN:HE22	1.46	0.63
1:D:24:GLN:HB2	1:D:34:ILE:HD11	1.81	0.63
1:C:167:THR:O	1:C:169:PRO:HD3	1.98	0.63
1:C:226:SER:HB2	1:C:228:GLN:HE21	1.60	0.62
1:C:227:HIS:CD2	1:C:483:TYR:OH	2.52	0.62
1:C:334:ILE:HG13	1:C:335:ASN:N	2.14	0.62
1:A:399:SER:HB2	1:A:409:PHE:CD2	2.34	0.62
1:A:644:PRO:HG3	1:A:652:THR:OG1	1.99	0.62
1:C:485:THR:HG22	1:C:486:GLU:CD	2.19	0.62
1:C:226:SER:HB2	1:C:228:GLN:HE22	1.65	0.62
1:C:227:HIS:HD2	1:C:483:TYR:OH	1.82	0.62
1:C:655:GLN:HE22	1:C:685:LYS:H	1.47	0.62
1:C:654:TRP:CH2	1:C:669:TYR:OH	2.49	0.62
1:D:579:VAL:HG22	1:D:587:ILE:HA	1.80	0.62
1:A:654:TRP:CZ2	2:A:1399:HOH:O	2.53	0.61
1:B:99:ARG:HG3	1:B:99:ARG:NH1	2.15	0.61
1:D:26:MSE:SE	1:D:50:MSE:HE1	2.49	0.61
1:A:3:ILE:H	1:A:132:GLN:NE2	1.97	0.61
1:C:228:GLN:H	1:C:228:GLN:NE2	1.99	0.61
1:D:538:MSE:HE2	2:D:939:HOH:O	2.00	0.61
1:C:353:VAL:HG13	1:C:407:MSE:CE	2.30	0.61
1:C:379:THR:O	1:C:380:SER:HB2	2.00	0.61
1:C:87:GLN:HG3	1:C:215:MSE:HE1	1.82	0.61
1:A:599:PHE:CE1	1:A:654:TRP:HZ3	2.19	0.61
1:B:212:ARG:HB3	1:C:209:HIS:CE1	2.36	0.61
1:B:6:ASN:ND2	1:B:9:ASN:H	1.99	0.61
1:C:414:GLU:OE2	1:C:417:MSE:HG3	2.01	0.61
1:D:482:ARG:NH2	1:D:485:THR:HB	2.15	0.61
1:A:547:THR:OG1	1:A:572:MSE:HB3	2.01	0.61
1:B:277:ASN:HD22	1:B:278:PRO:HD2	1.66	0.61
1:B:526:SER:CB	1:B:538:MSE:HE3	2.31	0.61
1:C:668:ARG:HD3	1:C:730:GLN:NE2	2.16	0.61
1:A:382:GLY:HA3	1:A:424:LEU:HD12	1.81	0.61
1:D:329:GLU:OE1	1:D:630:ARG:HD2	2.01	0.61
1:D:353:VAL:HG13	1:D:407:MSE:HE1	1.83	0.61
1:A:590:LEU:HD23	1:A:618:GLN:CD	2.22	0.60
1:A:568:PRO:HD2	1:A:571:MSE:SE	2.52	0.60
1:B:167:THR:HG23	1:B:290:THR:HG22	1.82	0.60
1:B:299:SER:HB3	1:B:312:MSE:CE	2.06	0.60
1:C:612:ALA:HB1	1:C:613:PRO:HD2	1.84	0.60
1:B:684:PHE:O	1:B:708:MSE:HG2	2.00	0.60

Continued on next page...

Continued from previous page...

Atom-1	Atom-2	Interatomic distance (Å)	Clash overlap (Å)
1:A:556:ARG:O	1:A:560:GLN:HG3	2.02	0.60
1:B:2:SER:HB2	1:B:132:GLN:HE22	1.67	0.60
1:B:369:GLY:O	1:B:390:LYS:HE2	2.02	0.60
1:B:52:GLN:HE22	1:B:68:PHE:HA	1.67	0.60
1:B:6:ASN:HD21	1:B:9:ASN:HD22	1.49	0.60
1:A:226:SER:HB3	1:A:228:GLN:N	2.16	0.59
1:B:249:GLY:HA3	1:B:312:MSE:HE1	1.83	0.59
1:C:413:PHE:CD1	1:C:464:MSE:HE2	2.37	0.59
1:A:550:ASP:O	1:A:556:ARG:HD3	2.02	0.59
1:B:386:VAL:HG11	1:B:394:GLY:HA2	1.83	0.59
1:B:588:THR:HG21	1:B:593:ARG:HG2	1.82	0.59
1:A:411:LEU:HD12	1:A:412:TRP:N	2.17	0.59
1:A:599:PHE:CE1	1:A:654:TRP:CZ3	2.90	0.59
1:D:272:ILE:N	1:D:272:ILE:HD12	2.17	0.59
1:D:599:PHE:CG	1:D:654:TRP:CZ3	2.91	0.59
1:A:412:TRP:CD1	1:A:477:LYS:HD3	2.35	0.58
1:A:655:GLN:HE22	1:A:685:LYS:H	1.51	0.58
1:C:336:ASN:HB2	1:C:340:THR:OG1	2.03	0.58
1:B:266:GLN:HB2	1:C:199:THR:HB	1.84	0.58
1:D:599:PHE:CD1	1:D:654:TRP:HZ3	2.18	0.58
1:C:569:GLN:O	1:C:600:GLY:HA2	2.03	0.58
1:D:485:THR:HG22	2:D:1153:HOH:O	2.03	0.58
1:D:329:GLU:HB3	1:D:630:ARG:CD	2.32	0.58
1:B:487:MSE:HG3	2:B:1034:HOH:O	2.04	0.58
1:A:493:THR:CG2	1:A:494:SER:N	2.67	0.58
1:B:277:ASN:HD22	1:B:278:PRO:CD	2.17	0.58
1:B:6:ASN:HD22	1:B:9:ASN:H	1.52	0.58
1:C:212:ARG:NH1	1:C:213:PRO:O	2.37	0.57
1:A:595:ALA:HA	1:A:598:PHE:CD2	2.38	0.57
1:D:329:GLU:HB3	1:D:630:ARG:HD3	1.86	0.57
1:B:212:ARG:NH2	1:B:215:MSE:O	2.37	0.57
1:B:308:LEU:HG	1:B:312:MSE:HE3	1.87	0.57
1:C:444:ARG:O	1:C:446:GLN:HG2	2.04	0.57
1:D:235:LEU:HD21	1:D:262:ILE:CD1	2.34	0.57
1:B:368:ASP:OD1	1:B:374:ARG:HD3	2.04	0.57
1:B:695:ILE:HG22	1:B:695:ILE:O	2.05	0.57
1:C:223:MSE:SE	1:C:487:MSE:HE2	2.55	0.57
1:D:650:ASN:HD21	1:D:672:LEU:HB2	1.70	0.57
1:D:226:SER:CB	1:D:228:GLN:HE21	2.14	0.57
1:A:660:ASP:O	1:A:661:GLN:HB2	2.04	0.56
1:C:349:LEU:HD22	1:C:398:PHE:CE1	2.40	0.56

Continued on next page...

Continued from previous page...

Atom-1	Atom-2	Interatomic distance (Å)	Clash overlap (Å)
1:B:445:HIS:HD2	1:C:63:GLU:OE1	1.88	0.56
1:A:99:ARG:HG3	1:A:99:ARG:HH11	1.70	0.56
1:D:23:PHE:HA	1:D:34:ILE:HG13	1.87	0.56
1:A:230:ASN:ND2	1:A:232:PHE:H	2.03	0.56
1:B:191:TYR:HB2	1:B:211:LEU:HD22	1.86	0.56
1:D:16:THR:HG22	1:D:155:PRO:HA	1.87	0.56
1:D:462:LYS:O	1:D:466:GLN:HG3	2.06	0.56
1:D:6:ASN:HD22	1:D:9:ASN:H	1.53	0.56
1:A:500:LEU:HB3	1:A:501:PRO:HD3	1.88	0.56
1:B:588:THR:HG22	1:B:593:ARG:HH11	1.71	0.56
1:B:502:HIS:HE1	2:B:1015:HOH:O	1.88	0.56
1:A:330:ARG:N	1:A:330:ARG:HD2	2.21	0.56
1:B:539:MSE:HA	1:B:542:ALA:O	2.05	0.56
1:C:332:VAL:O	1:C:361:ILE:HG23	2.06	0.56
1:C:413:PHE:HB3	1:C:415:PRO:HD3	1.88	0.56
1:D:485:THR:CG2	1:D:486:GLU:OE1	2.54	0.56
1:D:681:ARG:HD3	1:D:710:ALA:O	2.06	0.56
1:A:154:PHE:CG	1:A:315:PHE:HE1	2.23	0.55
1:A:431:TRP:CE3	1:A:456:VAL:HG22	2.41	0.55
1:A:655:GLN:NE2	1:A:685:LYS:H	2.03	0.55
1:D:655:GLN:NE2	1:D:685:LYS:H	2.03	0.55
1:A:226:SER:HB2	1:A:229:GLN:N	2.17	0.55
1:C:223:MSE:CE	1:C:500:LEU:HD13	2.34	0.55
1:B:460:LEU:HB3	1:B:464:MSE:CE	2.36	0.55
1:B:692:ARG:HB2	1:B:692:ARG:HH11	1.71	0.55
1:B:6:ASN:HD21	1:B:8:ALA:HB3	1.72	0.55
1:A:599:PHE:CD1	1:A:654:TRP:CZ3	2.94	0.55
1:C:650:ASN:HD21	1:C:672:LEU:H	1.53	0.55
1:D:500:LEU:HB3	1:D:501:PRO:HD3	1.88	0.55
1:D:539:MSE:HA	1:D:542:ALA:O	2.06	0.55
1:A:277:ASN:HD22	1:A:278:PRO:HD2	1.71	0.55
1:A:436:PRO:HG2	1:D:96:ASN:ND2	2.21	0.55
1:D:228:GLN:NE2	1:D:228:GLN:H	2.03	0.55
1:D:283:TRP:CE3	1:D:499:GLU:HG2	2.42	0.55
1:D:485:THR:HG23	1:D:486:GLU:OE1	2.06	0.55
1:D:266:GLN:HG3	1:D:267:TYR:CD2	2.42	0.55
1:A:579:VAL:HG11	1:A:587:ILE:HG23	1.88	0.55
1:A:676:ASN:O	1:C:202:ARG:NH1	2.39	0.55
1:B:15:GLN:O	1:B:153:ILE:HD11	2.06	0.55
1:C:2:SER:HB2	1:C:132:GLN:NE2	2.22	0.55
1:A:443:GLY:O	1:A:446:GLN:HG2	2.07	0.54

Continued on next page...

Continued from previous page...

Atom-1	Atom-2	Interatomic distance (Å)	Clash overlap (Å)
1:B:308:LEU:HD11	1:B:312:MSE:CE	2.37	0.54
1:B:344:PHE:O	1:B:390:LYS:HD3	2.07	0.54
1:B:538:MSE:HE1	2:B:1032:HOH:O	2.06	0.54
1:C:454:PRO:HD2	1:C:491:ARG:NH1	2.21	0.54
1:A:533:ARG:HE	1:A:538:MSE:HE2	1.71	0.54
1:B:87:GLN:HG3	1:B:215:MSE:CE	2.30	0.54
1:C:371:PHE:CZ	1:C:384:TRP:CZ3	2.95	0.54
1:C:415:PRO:HG3	1:C:464:MSE:HE1	1.88	0.54
1:D:411:LEU:HD11	1:D:413:PHE:CE2	2.42	0.54
1:D:450:ASP:HB3	1:D:453:ARG:HD2	1.89	0.54
1:A:55:ARG:H	1:A:69:GLN:HE22	1.53	0.54
1:B:568:PRO:HD2	1:B:571:MSE:SE	2.58	0.54
1:C:478:TRP:C	1:C:478:TRP:CD1	2.81	0.54
1:B:376:ASP:HB3	1:B:378:THR:H	1.73	0.54
1:B:48:ASN:HB3	2:B:1111:HOH:O	2.07	0.54
1:C:479:ASP:HA	1:C:527:CYS:O	2.08	0.54
1:B:460:LEU:O	1:B:464:MSE:HE3	2.08	0.54
1:A:153:ILE:HG22	1:A:155:PRO:HD3	1.89	0.53
1:B:199:THR:HB	1:C:266:GLN:HB2	1.90	0.53
1:B:308:LEU:CD1	1:B:312:MSE:HE3	2.38	0.53
1:D:415:PRO:HB3	1:D:464:MSE:HE1	1.90	0.53
1:A:650:ASN:HD21	1:A:672:LEU:N	1.93	0.53
1:C:415:PRO:CG	1:C:464:MSE:HE1	2.38	0.53
1:A:581:ASN:HD21	1:A:583:GLN:NE2	2.05	0.53
1:B:500:LEU:HB3	1:B:501:PRO:HD3	1.91	0.53
1:C:412:TRP:HD1	1:C:477:LYS:HD3	1.73	0.53
1:C:425:TYR:CE1	1:C:429:PRO:HB3	2.43	0.53
1:B:411:LEU:HB2	2:B:1017:HOH:O	2.07	0.53
1:B:411:LEU:HD12	1:B:411:LEU:C	2.28	0.53
1:A:623:VAL:O	1:A:627:LYS:HG3	2.09	0.53
1:D:54:TRP:HB2	1:D:67:ASN:ND2	2.23	0.53
1:A:453:ARG:HG2	1:A:491:ARG:HD2	1.91	0.53
1:A:662:LYS:HD3	1:A:738:LEU:HD11	1.89	0.53
1:C:557:LEU:HD13	1:C:596:VAL:HG22	1.89	0.53
1:D:443:GLY:O	1:D:446:GLN:HG2	2.07	0.53
1:A:227:HIS:ND1	1:A:483:TYR:OH	2.34	0.53
1:B:491:ARG:CG	1:B:491:ARG:HH11	2.22	0.53
1:A:146:ALA:HB3	1:A:167:THR:HB	1.91	0.53
1:C:13:HIS:HD2	2:C:1273:HOH:O	1.91	0.53
1:C:599:PHE:CE1	1:C:654:TRP:CZ3	2.97	0.53
1:A:313:ALA:CB	1:A:568:PRO:HG3	2.39	0.52

Continued on next page...

Continued from previous page...

Atom-1	Atom-2	Interatomic distance (Å)	Clash overlap (Å)
1:A:654:TRP:HH2	1:A:669:TYR:OH	1.88	0.52
1:B:414:GLU:OE2	1:B:417:MSE:HG3	2.09	0.52
1:B:491:ARG:NH1	1:B:491:ARG:HG2	2.22	0.52
1:B:329:GLU:CB	1:B:630:ARG:HD3	2.35	0.52
1:C:492:LEU:HB3	1:C:496:GLN:HB2	1.91	0.52
1:B:588:THR:CG2	1:B:593:ARG:CG	2.88	0.52
1:D:386:VAL:HG11	1:D:394:GLY:HA2	1.92	0.52
1:A:599:PHE:CZ	1:A:654:TRP:HZ3	2.27	0.52
1:B:369:GLY:HA2	1:B:374:ARG:HG2	1.90	0.52
1:D:255:SER:HA	1:D:535:ASP:OD2	2.10	0.52
1:A:26:MSE:HE1	1:A:73:ILE:HG21	1.90	0.52
1:A:6:ASN:HD22	1:A:9:ASN:H	1.57	0.52
1:B:477:LYS:NZ	2:B:1219:HOH:O	2.42	0.52
1:B:641:ILE:HB	1:B:653:SER:OG	2.09	0.52
1:B:644:PRO:HA	1:B:649:GLY:HA2	1.91	0.52
1:C:695:ILE:O	1:C:695:ILE:HG22	2.09	0.52
1:B:478:TRP:HH2	1:B:511:LEU:HB3	1.74	0.52
1:C:168:ASN:HB2	1:C:285:LEU:HD23	1.92	0.52
1:C:90:PHE:HA	1:C:178:ARG:O	2.10	0.52
1:B:655:GLN:NE2	1:B:685:LYS:H	2.05	0.51
1:C:191:TYR:HB2	1:C:211:LEU:HD22	1.92	0.51
1:C:641:ILE:HG22	1:C:642:ASP:N	2.25	0.51
1:A:482:ARG:HH22	1:A:485:THR:HB	1.75	0.51
1:B:353:VAL:HG13	1:B:407:MSE:HE3	1.91	0.51
1:D:441:THR:HB	1:D:485:THR:HG21	1.91	0.51
1:C:223:MSE:CE	1:C:501:PRO:HA	2.39	0.51
1:D:325:PHE:O	1:D:330:ARG:NH2	2.44	0.51
1:D:223:MSE:HE2	1:D:501:PRO:HA	1.91	0.51
1:A:222:ARG:HB3	1:A:483:TYR:CD1	2.45	0.51
1:A:410:GLY:HA3	1:A:475:TYR:HB3	1.92	0.51
1:B:225:SER:O	1:B:532:GLY:O	2.27	0.51
1:C:599:PHE:CD1	1:C:654:TRP:CZ3	2.99	0.51
1:D:300:TYR:CD1	1:D:301:THR:N	2.78	0.51
1:A:328:GLU:O	1:A:330:ARG:HD2	2.10	0.51
1:B:353:VAL:HG13	1:B:407:MSE:HE1	1.91	0.51
1:B:142:ILE:HG23	1:C:437:LYS:HB2	1.93	0.51
1:C:413:PHE:CG	1:C:464:MSE:HE2	2.45	0.51
1:C:599:PHE:CE1	1:C:654:TRP:HZ3	2.28	0.51
1:D:485:THR:HG23	1:D:486:GLU:CD	2.31	0.51
1:B:277:ASN:HD22	1:B:278:PRO:N	2.07	0.51
1:C:588:THR:HG22	1:C:589:SER:O	2.11	0.51

Continued on next page...

Continued from previous page...

Atom-1	Atom-2	Interatomic distance (Å)	Clash overlap (Å)
1:D:322:ASN:OD1	1:D:324:ARG:HB3	2.10	0.51
1:C:371:PHE:CE1	1:C:374:ARG:HD2	2.46	0.51
1:C:489:SER:HB3	1:C:492:LEU:HD12	1.92	0.51
1:A:478:TRP:C	1:A:478:TRP:CD1	2.83	0.51
1:B:193:LEU:HD13	1:B:262:ILE:CD1	2.41	0.51
1:A:475:TYR:HA	1:A:523:LEU:O	2.11	0.50
1:A:254:TYR:OH	1:A:502:HIS:HD2	1.94	0.50
1:A:611:MSE:HB2	1:A:616:LEU:HD13	1.92	0.50
1:C:99:ARG:HH11	1:C:99:ARG:HG3	1.75	0.50
1:D:551:THR:H	1:D:583:GLN:NE2	2.09	0.50
1:C:441:THR:HB	1:C:485:THR:HG21	1.92	0.50
1:A:87:GLN:HG3	1:A:215:MSE:CE	2.32	0.50
1:B:206:LEU:C	1:B:206:LEU:HD23	2.31	0.50
1:C:546:TRP:HA	1:C:546:TRP:CE3	2.46	0.50
1:D:599:PHE:CE1	1:D:654:TRP:CZ3	2.97	0.50
1:A:300:TYR:CG	1:A:301:THR:N	2.80	0.50
1:B:209:HIS:CE1	1:C:212:ARG:HB3	2.46	0.50
1:B:491:ARG:O	1:B:491:ARG:HG3	2.12	0.50
1:B:362:GLU:CD	1:B:630:ARG:HH22	2.14	0.50
1:B:585:GLY:O	1:D:724:SER:HA	2.12	0.50
1:A:414:GLU:N	1:A:415:PRO:HD3	2.27	0.50
1:A:460:LEU:HB3	1:A:464:MSE:HE3	1.92	0.50
1:C:87:GLN:HG3	1:C:215:MSE:CE	2.41	0.50
1:D:433:ILE:HD12	1:D:448:VAL:CG2	2.41	0.50
1:A:370:TRP:NE1	1:A:411:LEU:HD13	2.27	0.50
1:A:355:GLN:NE2	1:A:616:LEU:HD21	2.27	0.50
1:A:676:ASN:OD1	1:B:55:ARG:HD2	2.12	0.50
1:B:590:LEU:HD23	1:B:618:GLN:NE2	2.27	0.50
1:A:425:TYR:CE1	1:A:429:PRO:HB3	2.47	0.49
1:A:552:ASP:OD1	1:A:586:ARG:HB3	2.12	0.49
1:A:313:ALA:HB1	1:A:568:PRO:HG3	1.93	0.49
1:B:370:TRP:CZ2	1:B:411:LEU:HD11	2.47	0.49
1:B:569:GLN:HA	1:B:572:MSE:HE3	1.94	0.49
1:C:3:ILE:H	1:C:132:GLN:NE2	2.08	0.49
1:D:233:MSE:HE1	1:D:262:ILE:CG1	2.41	0.49
1:A:303:ALA:HB3	1:A:307:GLN:HG2	1.94	0.49
1:C:252:LEU:HD13	1:C:254:TYR:HB3	1.94	0.49
1:C:420:VAL:O	1:C:425:TYR:HD2	1.96	0.49
1:D:225:SER:O	1:D:532:GLY:O	2.30	0.49
1:C:579:VAL:HA	1:C:580:PRO:C	2.32	0.49
1:A:193:LEU:HD13	1:A:262:ILE:HD12	1.94	0.49

Continued on next page...

Continued from previous page...

Atom-1	Atom-2	Interatomic distance (Å)	Clash overlap (Å)
1:B:216:GLN:HB2	1:C:212:ARG:NH2	2.25	0.49
1:C:349:LEU:HD22	1:C:398:PHE:CZ	2.47	0.49
1:C:557:LEU:HD21	1:C:669:TYR:CG	2.48	0.49
1:D:584:MSE:HE1	1:D:586:ARG:CZ	2.42	0.49
1:C:440:PRO:HB2	1:C:447:PHE:HE2	1.77	0.49
1:C:500:LEU:HB3	1:C:501:PRO:HD3	1.94	0.49
1:A:225:SER:O	1:A:532:GLY:O	2.29	0.49
1:C:329:GLU:OE1	1:C:630:ARG:HD2	2.12	0.49
1:C:96:ASN:OD1	1:C:98:SER:HB3	2.11	0.49
1:A:212:ARG:HB3	1:D:209:HIS:CE1	2.47	0.49
1:D:224:ALA:HA	1:D:255:SER:O	2.13	0.49
1:B:233:MSE:CE	1:B:262:ILE:HD11	2.35	0.49
1:C:277:ASN:HD22	1:C:278:PRO:N	2.11	0.49
1:C:332:VAL:HG23	1:C:630:ARG:NH2	2.26	0.49
1:C:349:LEU:HD23	1:C:349:LEU:O	2.12	0.49
1:D:274:THR:HB	2:D:1317:HOH:O	2.13	0.49
1:A:684:PHE:O	1:A:708:MSE:HG2	2.13	0.49
1:A:717:ILE:HG12	1:A:728:TYR:CE2	2.48	0.49
1:B:588:THR:HG21	1:B:593:ARG:CG	2.42	0.49
1:A:13:HIS:HE1	1:A:20:SER:OG	1.96	0.49
1:A:231:PRO:O	1:A:260:ASP:OD2	2.31	0.49
1:A:259:LEU:O	1:A:274:THR:HA	2.13	0.49
1:A:579:VAL:HG21	1:A:588:THR:H	1.78	0.49
1:D:479:ASP:HA	1:D:527:CYS:HB3	1.93	0.49
1:B:354:ASN:HD22	1:B:405:GLN:HE21	1.60	0.48
1:C:420:VAL:HA	1:C:425:TYR:CD2	2.48	0.48
1:C:6:ASN:HD22	1:C:9:ASN:H	1.61	0.48
1:D:212:ARG:NH1	1:D:213:PRO:O	2.46	0.48
1:D:579:VAL:HG21	1:D:588:THR:H	1.78	0.48
1:D:349:LEU:CD1	1:D:366:LEU:HD13	2.43	0.48
1:A:599:PHE:CZ	1:A:654:TRP:CZ3	3.01	0.48
1:D:136:VAL:HG12	1:D:138:PHE:CE1	2.48	0.48
1:D:226:SER:HB2	1:D:228:GLN:H	1.77	0.48
1:A:632:LEU:HD13	1:A:658:SER:HB3	1.95	0.48
1:B:590:LEU:HD23	1:B:618:GLN:CD	2.32	0.48
1:B:92:VAL:HG22	1:B:176:LEU:HD23	1.94	0.48
1:C:228:GLN:HE21	1:C:228:GLN:H	1.59	0.48
1:C:370:TRP:CE2	1:C:411:LEU:HD13	2.49	0.48
1:D:76:GLU:CG	1:D:151:TYR:OH	2.62	0.48
1:A:223:MSE:HE3	1:A:487:MSE:CG	2.44	0.48
1:A:145:LEU:HD13	1:A:174:LEU:HD13	1.96	0.48

Continued on next page...

Continued from previous page...

Atom-1	Atom-2	Interatomic distance (Å)	Clash overlap (Å)
1:A:581:ASN:HD21	1:A:583:GLN:HE22	1.60	0.48
1:C:206:LEU:HD23	1:C:207:TYR:N	2.29	0.48
1:C:354:ASN:HD22	1:C:405:GLN:HE21	1.60	0.48
1:D:681:ARG:CD	1:D:710:ALA:O	2.62	0.48
1:A:191:TYR:HB2	1:A:211:LEU:HD22	1.95	0.48
1:A:322:ASN:HA	1:A:323:PRO:HD3	1.75	0.48
1:B:308:LEU:CG	1:B:312:MSE:HE3	2.43	0.48
1:D:415:PRO:HB3	1:D:464:MSE:CE	2.44	0.48
1:A:725:LYS:HD2	1:A:725:LYS:HA	1.52	0.48
1:A:277:ASN:HD22	1:A:278:PRO:CD	2.26	0.47
1:A:588:THR:O	1:A:593:ARG:NH1	2.47	0.47
1:C:415:PRO:HG2	1:C:478:TRP:CE2	2.49	0.47
1:D:14:LEU:CB	1:D:153:ILE:HD11	2.38	0.47
1:D:333:LEU:C	1:D:333:LEU:HD12	2.34	0.47
1:A:411:LEU:HD11	1:A:413:PHE:CE2	2.49	0.47
1:B:332:VAL:O	1:B:361:ILE:HG23	2.14	0.47
1:C:329:GLU:HB3	1:C:630:ARG:HD3	1.95	0.47
1:D:412:TRP:CH2	1:D:414:GLU:HB2	2.50	0.47
1:D:655:GLN:HE22	1:D:685:LYS:N	2.07	0.47
1:B:2:SER:N	2:B:1316:HOH:O	2.47	0.47
1:B:724:SER:HA	1:D:585:GLY:O	2.15	0.47
1:D:353:VAL:HG13	1:D:407:MSE:CE	2.44	0.47
1:B:243:GLU:HG2	1:B:685:LYS:HE3	1.97	0.47
1:B:26:MSE:HE1	1:B:73:ILE:HG21	1.97	0.47
1:C:129:ASP:O	1:C:130:ASP:HB2	2.14	0.47
1:C:552:ASP:OD1	1:C:586:ARG:HB3	2.14	0.47
1:D:505:ILE:HD13	1:D:505:ILE:HA	1.61	0.47
1:D:588:THR:HG22	1:D:589:SER:O	2.15	0.47
1:A:6:ASN:ND2	1:A:9:ASN:HD22	2.11	0.47
1:C:344:PHE:O	1:C:390:LYS:HD2	2.15	0.47
1:B:60:SER:O	1:C:441:THR:HG23	2.15	0.47
1:C:703:TYR:CD2	1:D:41:HIS:ND1	2.83	0.47
1:A:344:PHE:O	1:A:390:LYS:HE2	2.15	0.47
1:A:599:PHE:CD1	1:A:654:TRP:CH2	3.03	0.47
1:D:378:THR:HG22	1:D:445:HIS:CG	2.50	0.47
1:D:6:ASN:ND2	1:D:9:ASN:HD22	2.13	0.47
1:B:396:GLU:H	1:B:396:GLU:CD	2.18	0.47
1:B:180:LEU:HD23	1:B:273:LEU:HD22	1.97	0.47
1:C:349:LEU:HD11	1:C:366:LEU:HD13	1.97	0.47
1:C:550:ASP:HA	1:C:583:GLN:HE21	1.80	0.47
1:A:493:THR:HG22	1:A:494:SER:N	2.29	0.47

Continued on next page...

Continued from previous page...

Atom-1	Atom-2	Interatomic distance (Å)	Clash overlap (Å)
1:B:198:GLY:O	1:B:228:GLN:HA	2.15	0.47
1:B:252:LEU:HD13	1:B:254:TYR:HB3	1.97	0.47
1:B:38:PRO:HD3	1:B:300:TYR:CZ	2.50	0.47
1:D:584:MSE:HE2	1:D:584:MSE:HB2	1.90	0.47
1:B:235:LEU:HD21	1:B:262:ILE:HD13	1.98	0.46
1:B:33:GLN:HE22	1:B:35:TYR:C	2.18	0.46
1:C:453:ARG:HB2	1:C:456:VAL:HG23	1.97	0.46
1:C:568:PRO:HD2	1:C:571:MSE:SE	2.65	0.46
1:A:63:GLU:OE1	1:D:445:HIS:HD2	1.98	0.46
1:A:716:THR:OG1	1:B:53:GLU:OE1	2.34	0.46
1:A:239:GLN:HB2	2:A:942:HOH:O	2.15	0.46
1:A:485:THR:HG23	1:A:486:GLU:CD	2.36	0.46
1:A:650:ASN:ND2	1:A:671:LEU:HB2	2.31	0.46
1:B:378:THR:OG1	1:B:379:THR:HG23	2.14	0.46
1:D:324:ARG:HG2	1:D:520:PRO:O	2.15	0.46
1:D:355:GLN:OE1	1:D:616:LEU:HD21	2.15	0.46
1:C:151:TYR:CE2	1:C:162:LYS:HE3	2.51	0.46
1:C:209:HIS:HD2	2:C:1202:HOH:O	1.98	0.46
1:C:368:ASP:OD1	1:C:374:ARG:NH1	2.48	0.46
1:C:579:VAL:HG22	1:C:587:ILE:HA	1.97	0.46
1:D:277:ASN:ND2	1:D:279:ASP:H	2.14	0.46
1:B:491:ARG:CG	1:B:491:ARG:NH1	2.77	0.46
1:B:52:GLN:NE2	1:B:68:PHE:HA	2.29	0.46
1:D:76:GLU:CG	1:D:151:TYR:HH	2.29	0.46
1:D:450:ASP:OD1	1:D:452:ALA:HB3	2.15	0.46
1:A:378:THR:OG1	1:A:379:THR:HG23	2.16	0.46
1:A:533:ARG:HH21	1:A:538:MSE:HE1	1.80	0.46
1:B:254:TYR:CD1	1:B:294:PRO:HG3	2.51	0.46
1:C:167:THR:HG23	1:C:290:THR:CG2	2.32	0.46
1:C:200:TRP:O	1:C:201:ALA:HB3	2.15	0.46
1:C:692:ARG:HD3	1:C:703:TYR:CZ	2.50	0.46
1:C:412:TRP:CH2	1:C:414:GLU:HG3	2.50	0.46
1:D:371:PHE:N	1:D:371:PHE:CD2	2.84	0.46
1:D:411:LEU:HD11	1:D:413:PHE:CZ	2.51	0.46
1:A:363:MSE:HE2	1:A:408:LYS:HB3	1.98	0.46
1:A:638:PHE:HZ	1:A:654:TRP:CD1	2.33	0.46
1:B:450:ASP:HB3	1:B:453:ARG:HD2	1.98	0.46
1:D:694:GLN:HE21	1:D:701:THR:HG22	1.81	0.46
1:A:262:ILE:HG23	1:A:272:ILE:HG13	1.98	0.46
1:A:223:MSE:HG3	1:A:487:MSE:CE	2.46	0.46
1:A:223:MSE:CE	1:A:487:MSE:SE	3.10	0.46

Continued on next page...

Continued from previous page...

Atom-1	Atom-2	Interatomic distance (Å)	Clash overlap (Å)
1:B:166:PHE:O	1:B:290:THR:HA	2.15	0.46
1:C:485:THR:HG22	1:C:486:GLU:OE1	2.16	0.46
1:C:730:GLN:HB2	1:C:730:GLN:HE21	1.61	0.46
1:D:478:TRP:C	1:D:478:TRP:CD1	2.88	0.46
1:A:226:SER:HB3	1:A:228:GLN:HB2	1.97	0.45
1:A:552:ASP:HA	2:A:1195:HOH:O	2.16	0.45
1:B:455:GLU:OE1	1:B:491:ARG:NH2	2.46	0.45
1:C:694:GLN:HG3	1:C:737:ILE:HD11	1.98	0.45
1:A:300:TYR:CD1	1:A:301:THR:N	2.84	0.45
1:A:96:ASN:ND2	1:D:436:PRO:HG2	2.31	0.45
1:C:330:ARG:HA	1:C:331:PRO:HD3	1.81	0.45
1:C:384:TRP:HB2	1:C:463:LEU:HD13	1.99	0.45
1:C:569:GLN:HA	1:C:572:MSE:HE3	1.98	0.45
1:D:526:SER:HB2	1:D:538:MSE:HE3	1.98	0.45
1:A:287:PRO:O	1:A:288:GLN:HB2	2.17	0.45
1:A:24:GLN:HB2	1:A:34:ILE:HD11	1.97	0.45
1:D:90:PHE:HA	1:D:178:ARG:O	2.16	0.45
1:B:199:THR:OG1	1:B:200:TRP:N	2.49	0.45
1:C:114:LYS:HD3	1:C:152:SER:OG	2.16	0.45
1:C:277:ASN:HD22	1:C:277:ASN:C	2.20	0.45
1:C:420:VAL:HG13	1:C:425:TYR:HE2	1.81	0.45
1:C:515:LEU:HD13	1:C:524:PHE:HZ	1.82	0.45
1:D:264:VAL:HA	1:D:269:THR:O	2.16	0.45
1:A:694:GLN:HG3	1:A:737:ILE:CD1	2.42	0.45
1:B:681:ARG:HD3	1:B:710:ALA:O	2.16	0.45
1:C:713:PHE:H	1:D:48:ASN:HD21	1.63	0.45
1:A:199:THR:OG1	1:A:200:TRP:N	2.47	0.45
1:A:556:ARG:HA	1:A:556:ARG:HD2	1.73	0.45
1:A:63:GLU:HA	1:A:63:GLU:OE1	2.16	0.45
1:A:632:LEU:HD21	1:A:664:ALA:HA	1.97	0.45
1:B:227:HIS:ND1	1:B:483:TYR:OH	2.46	0.45
1:B:349:LEU:O	1:B:353:VAL:HG23	2.17	0.45
1:B:695:ILE:O	1:B:696:ASN:HB2	2.17	0.45
1:C:378:THR:OG1	1:C:379:THR:HG23	2.15	0.45
1:B:353:VAL:O	1:B:407:MSE:HE1	2.17	0.45
1:B:484:ALA:HB3	1:B:487:MSE:HE2	1.98	0.45
1:B:478:TRP:CH2	1:B:511:LEU:HD13	2.50	0.45
1:B:588:THR:CG2	1:B:593:ARG:HH11	2.29	0.45
1:D:252:LEU:HG	2:D:1317:HOH:O	2.17	0.45
1:D:3:ILE:HG13	1:D:132:GLN:NE2	2.31	0.45
1:B:202:ARG:HD2	1:D:675:PRO:O	2.17	0.45

Continued on next page...

Continued from previous page...

Atom-1	Atom-2	Interatomic distance (Å)	Clash overlap (Å)
1:A:26:MSE:SE	1:A:50:MSE:HE1	2.67	0.45
1:B:556:ARG:NH2	1:B:573:GLY:O	2.44	0.45
1:D:262:ILE:CD1	1:D:272:ILE:HG13	2.44	0.45
1:A:330:ARG:HH11	1:A:330:ARG:HG2	1.80	0.45
1:A:662:LYS:HE3	2:A:1123:HOH:O	2.16	0.45
1:C:48:ASN:ND2	1:D:713:PHE:H	2.13	0.45
1:A:145:LEU:HG	1:A:146:ALA:N	2.31	0.44
1:C:147:LEU:HD13	1:C:166:PHE:CE2	2.51	0.44
1:C:226:SER:CB	1:C:228:GLN:HE21	2.28	0.44
1:C:34:ILE:HG12	1:C:50:MSE:HE2	1.99	0.44
1:D:725:LYS:HD2	1:D:725:LYS:HA	1.66	0.44
1:A:53:GLU:OE1	1:B:716:THR:OG1	2.32	0.44
1:B:74:LYS:HE3	2:B:1140:HOH:O	2.17	0.44
1:A:370:TRP:CE2	1:A:411:LEU:HD13	2.52	0.44
1:A:227:HIS:CE1	1:A:529:SER:HB2	2.53	0.44
1:C:54:TRP:HB2	1:C:67:ASN:ND2	2.32	0.44
1:A:221:LEU:HD11	1:D:87:GLN:HE22	1.81	0.44
1:A:153:ILE:CG2	1:A:155:PRO:HD3	2.47	0.44
1:A:286:ALA:O	1:A:289:ALA:HB3	2.17	0.44
1:A:411:LEU:C	1:A:411:LEU:HD12	2.38	0.44
1:B:13:HIS:HE1	1:B:20:SER:OG	2.01	0.44
1:B:22:ILE:HG22	1:B:34:ILE:HD12	1.99	0.44
1:B:350:MSE:HE1	1:B:398:PHE:HD1	1.83	0.44
1:B:612:ALA:HB1	1:B:613:PRO:HD2	2.00	0.44
1:D:575:HIS:HA	1:D:603:GLY:O	2.17	0.44
1:A:154:PHE:CD1	1:A:315:PHE:HE1	2.34	0.44
1:A:391:PHE:HE1	1:A:398:PHE:CD2	2.35	0.44
1:A:382:GLY:CA	1:A:424:LEU:HD12	2.47	0.44
1:C:198:GLY:O	1:C:228:GLN:HA	2.18	0.44
1:C:519:TYR:HB3	1:C:522:VAL:HG23	2.00	0.44
1:A:82:LYS:HE3	1:D:486:GLU:OE2	2.16	0.44
1:A:329:GLU:OE1	1:A:630:ARG:HD2	2.17	0.44
1:A:411:LEU:HD11	1:A:413:PHE:CZ	2.53	0.44
1:B:127:THR:O	1:B:128:ASP:HB3	2.18	0.44
1:B:681:ARG:CD	1:B:710:ALA:O	2.66	0.44
1:C:425:TYR:HE1	1:C:429:PRO:HB3	1.81	0.44
1:D:418:VAL:HG11	1:D:432:LEU:HD12	2.00	0.44
1:A:463:LEU:HA	1:A:463:LEU:HD23	1.84	0.44
1:B:538:MSE:CE	2:B:1032:HOH:O	2.64	0.44
1:C:386:VAL:HG12	1:C:387:ASP:N	2.33	0.44
1:C:346:GLU:N	1:C:390:LYS:O	2.51	0.44

Continued on next page...

Continued from previous page...

Atom-1	Atom-2	Interatomic distance (Å)	Clash overlap (Å)
1:D:127:THR:O	1:D:128:ASP:C	2.56	0.44
1:A:579:VAL:CG1	1:A:587:ILE:HG23	2.48	0.43
1:A:724:SER:HB2	1:C:587:ILE:HG13	1.99	0.43
1:B:579:VAL:HA	1:B:580:PRO:C	2.38	0.43
1:C:116:ARG:HH11	1:C:116:ARG:HG3	1.83	0.43
1:D:370:TRP:CE2	1:D:411:LEU:HD13	2.53	0.43
1:D:606:LEU:HD11	1:D:611:MSE:HE3	1.99	0.43
1:A:350:MSE:HE1	1:A:398:PHE:HD1	1.83	0.43
1:B:485:THR:CG2	1:B:486:GLU:OE1	2.58	0.43
1:C:650:ASN:ND2	1:C:672:LEU:H	2.17	0.43
1:D:92:VAL:HB	2:D:994:HOH:O	2.18	0.43
1:A:233:MSE:SE	1:A:260:ASP:HB3	2.69	0.43
1:A:654:TRP:CE2	2:A:1399:HOH:O	2.65	0.43
1:B:252:LEU:HA	1:B:252:LEU:HD23	1.64	0.43
1:C:370:TRP:HE3	1:C:370:TRP:O	2.02	0.43
1:D:146:ALA:HB3	1:D:167:THR:HB	2.00	0.43
1:B:415:PRO:HB3	1:B:464:MSE:CE	2.49	0.43
1:A:595:ALA:CB	1:A:729:THR:HG21	2.48	0.43
1:B:505:ILE:HA	1:B:505:ILE:HD13	1.79	0.43
1:C:277:ASN:HD22	1:C:278:PRO:CD	2.31	0.43
1:C:551:THR:H	1:C:583:GLN:HE22	1.66	0.43
1:A:228:GLN:H	1:A:228:GLN:NE2	2.16	0.43
1:A:345:ASN:OD1	1:A:347:ALA:HB3	2.19	0.43
1:C:154:PHE:CG	1:C:315:PHE:HE1	2.37	0.43
1:C:425:TYR:O	1:C:429:PRO:HG3	2.18	0.43
1:D:741:HIS:O	1:D:743:HIS:CD2	2.72	0.43
1:A:230:ASN:HD22	1:A:232:PHE:H	1.65	0.43
1:B:617:ASP:O	1:B:621:LYS:HG2	2.19	0.43
1:B:688:ARG:HA	1:B:689:PRO:HD3	1.84	0.43
1:D:300:TYR:CG	1:D:301:THR:N	2.86	0.43
1:A:413:PHE:C	1:A:415:PRO:HD3	2.39	0.43
1:B:387:ASP:C	1:B:387:ASP:OD1	2.57	0.43
1:B:479:ASP:OD1	1:B:480:MSE:N	2.47	0.43
1:B:500:LEU:HA	1:B:500:LEU:HD23	1.79	0.43
1:C:415:PRO:HG2	1:C:478:TRP:NE1	2.34	0.43
1:C:433:ILE:HD12	1:C:448:VAL:HG22	2.00	0.43
1:C:254:TYR:OH	1:C:502:HIS:HD2	2.02	0.43
1:D:381:LEU:HD12	1:D:381:LEU:HA	1.82	0.43
1:D:74:LYS:HB2	1:D:74:LYS:HE3	1.81	0.43
1:A:714:VAL:HA	1:A:715:PRO:HD3	1.91	0.43
1:C:373:HIS:O	1:C:373:HIS:CD2	2.71	0.43

Continued on next page...

Continued from previous page...

Atom-1	Atom-2	Interatomic distance (Å)	Clash overlap (Å)
1:C:436:PRO:HD3	1:C:488:PHE:CD1	2.54	0.43
1:C:737:ILE:HD12	1:C:737:ILE:HA	1.75	0.43
1:D:564:SER:HA	1:D:567:TYR:O	2.16	0.43
1:A:371:PHE:CZ	1:A:374:ARG:CD	2.93	0.43
1:A:654:TRP:HZ2	2:A:1399:HOH:O	1.94	0.43
1:C:584:MSE:C	1:C:584:MSE:HE2	2.39	0.43
1:D:353:VAL:O	1:D:407:MSE:HE1	2.19	0.43
1:D:411:LEU:C	1:D:411:LEU:HD12	2.38	0.43
1:D:502:HIS:CE1	2:D:1432:HOH:O	2.51	0.43
1:D:567:TYR:HA	1:D:568:PRO:HD3	1.76	0.43
1:D:69:GLN:HB2	2:D:1283:HOH:O	2.19	0.43
1:A:741:HIS:HB3	1:A:743:HIS:CE1	2.54	0.42
1:B:350:MSE:HE1	1:B:398:PHE:CD1	2.54	0.42
1:C:34:ILE:CG1	1:C:50:MSE:HE2	2.49	0.42
1:D:277:ASN:C	1:D:277:ASN:HD22	2.22	0.42
1:A:264:VAL:HA	1:A:269:THR:O	2.19	0.42
1:A:277:ASN:HD22	1:A:278:PRO:N	2.18	0.42
1:B:524:PHE:O	1:B:542:ALA:HB1	2.19	0.42
1:C:478:TRP:C	1:C:478:TRP:HD1	2.21	0.42
1:D:374:ARG:HG2	1:D:380:SER:HB2	2.01	0.42
1:D:684:PHE:O	1:D:708:MSE:HG2	2.19	0.42
1:A:386:VAL:HG22	1:A:395:ILE:HG12	2.01	0.42
1:A:496:GLN:O	1:A:499:GLU:HB2	2.18	0.42
1:B:346:GLU:HB2	1:B:391:PHE:CD1	2.54	0.42
1:B:692:ARG:NH1	1:B:692:ARG:HB2	2.34	0.42
1:C:612:ALA:HB3	1:C:615:GLU:OE2	2.19	0.42
1:A:54:TRP:HB2	1:A:67:ASN:ND2	2.34	0.42
1:B:606:LEU:HD11	1:B:611:MSE:HE3	2.00	0.42
1:C:718:LEU:O	1:C:725:LYS:HE2	2.19	0.42
1:D:539:MSE:HG3	1:D:571:MSE:SE	2.69	0.42
1:A:14:LEU:N	1:A:14:LEU:HD12	2.34	0.42
1:C:632:LEU:HG	1:C:656:VAL:HG23	2.01	0.42
1:A:99:ARG:HG3	1:A:99:ARG:NH1	2.33	0.42
1:D:227:HIS:ND1	1:D:483:TYR:OH	2.46	0.42
1:D:504:TYR:C	1:D:504:TYR:CD1	2.92	0.42
1:D:464:MSE:CE	1:D:511:LEU:HD11	2.50	0.42
1:B:153:ILE:O	1:B:153:ILE:HG23	2.19	0.42
1:B:676:ASN:O	1:D:202:ARG:NH1	2.52	0.42
1:C:364:PHE:C	1:C:364:PHE:CD1	2.93	0.42
1:C:6:ASN:ND2	1:C:9:ASN:H	2.18	0.42
1:D:218:ILE:HG12	1:D:260:ASP:HB2	2.02	0.42

Continued on next page...

Continued from previous page...

Atom-1	Atom-2	Interatomic distance (Å)	Clash overlap (Å)
1:B:567:TYR:HA	1:B:568:PRO:HD3	1.80	0.42
1:B:5:VAL:HG11	1:B:108:TYR:CZ	2.55	0.42
1:C:546:TRP:HA	1:C:546:TRP:HE3	1.82	0.42
1:C:611:MSE:HB2	1:C:616:LEU:CD2	2.50	0.42
1:C:99:ARG:HG3	1:C:99:ARG:NH1	2.35	0.42
1:A:266:GLN:HB2	1:D:199:THR:HB	2.01	0.42
1:D:556:ARG:NH2	1:D:573:GLY:O	2.53	0.42
1:A:193:LEU:HD13	1:A:262:ILE:CD1	2.50	0.42
1:A:252:LEU:HD23	1:A:252:LEU:HA	1.73	0.42
1:B:196:PHE:CZ	1:B:565:TYR:HB2	2.55	0.42
1:C:195:GLN:HG2	1:C:207:TYR:HB2	2.01	0.42
1:D:132:GLN:O	1:D:152:SER:HA	2.19	0.42
1:D:254:TYR:OH	1:D:502:HIS:CD2	2.65	0.42
1:D:159:VAL:HG21	1:D:315:PHE:CG	2.55	0.42
1:A:2:SER:HB2	1:A:132:GLN:HE22	1.85	0.42
1:A:333:LEU:C	1:A:333:LEU:HD12	2.40	0.42
1:C:504:TYR:CD1	1:C:504:TYR:C	2.93	0.42
1:C:324:ARG:HG2	1:C:520:PRO:O	2.20	0.42
1:C:611:MSE:HB2	1:C:616:LEU:HD22	2.02	0.42
1:B:303:ALA:HB3	1:B:307:GLN:HG2	2.01	0.41
1:B:55:ARG:H	1:B:69:GLN:HE22	1.67	0.41
1:C:371:PHE:CZ	1:C:374:ARG:CD	3.02	0.41
1:D:76:GLU:HG2	1:D:151:TYR:OH	2.19	0.41
1:D:209:HIS:HA	1:D:210:PRO:HD3	1.95	0.41
1:A:223:MSE:HE3	1:A:487:MSE:HG2	2.02	0.41
1:C:205:HIS:CE1	1:C:558:LEU:HD23	2.55	0.41
1:A:226:SER:HB2	1:A:229:GLN:O	2.20	0.41
1:A:300:TYR:CD1	1:A:300:TYR:C	2.93	0.41
1:A:359:LEU:HD21	1:A:616:LEU:HG	2.02	0.41
1:A:431:TRP:CD2	1:A:456:VAL:HG22	2.55	0.41
1:A:599:PHE:CG	1:A:654:TRP:CZ3	3.09	0.41
1:A:92:VAL:O	1:A:99:ARG:HA	2.21	0.41
1:C:228:GLN:N	1:C:228:GLN:NE2	2.68	0.41
1:C:262:ILE:HA	1:C:271:ARG:O	2.19	0.41
1:C:599:PHE:CD1	1:C:654:TRP:CH2	3.09	0.41
1:C:698:ASP:HA	1:C:699:PRO:HD2	1.89	0.41
1:A:183:GLN:HB2	1:A:273:LEU:HD23	2.01	0.41
1:B:114:LYS:HD3	1:B:152:SER:OG	2.20	0.41
1:A:710:ALA:HA	1:B:35:TYR:CE1	2.55	0.41
1:C:370:TRP:CZ2	1:C:411:LEU:HD13	2.55	0.41
1:C:569:GLN:HG3	1:C:633:PHE:O	2.21	0.41

Continued on next page...

Continued from previous page...

Atom-1	Atom-2	Interatomic distance (Å)	Clash overlap (Å)
1:C:606:LEU:HD23	1:C:606:LEU:H	1.86	0.41
1:C:651:VAL:HG22	1:C:670:GLN:HG3	2.03	0.41
1:D:371:PHE:CE1	1:D:374:ARG:HG3	2.54	0.41
1:D:688:ARG:HA	1:D:689:PRO:HD3	1.95	0.41
1:B:713:PHE:CD1	1:B:713:PHE:C	2.94	0.41
1:A:383:ASP:OD1	1:A:423:ASP:OD2	2.39	0.41
1:A:511:LEU:HA	1:A:511:LEU:HD23	1.77	0.41
1:A:703:TYR:O	1:A:706:GLU:HB2	2.21	0.41
1:B:212:ARG:H	1:B:216:GLN:NE2	2.09	0.41
1:B:313:ALA:CB	1:B:568:PRO:HG3	2.50	0.41
1:D:272:ILE:N	1:D:272:ILE:CD1	2.84	0.41
1:D:371:PHE:CE2	1:D:374:ARG:HG3	2.54	0.41
1:D:464:MSE:HE1	1:D:511:LEU:HD11	2.03	0.41
1:A:199:THR:HB	1:D:266:GLN:HB2	2.02	0.41
1:A:551:THR:H	1:A:583:GLN:HE22	1.68	0.41
1:A:698:ASP:HA	1:A:699:PRO:HD2	1.87	0.41
1:B:186:LEU:O	1:B:269:THR:HB	2.21	0.41
1:C:265:ASP:C	1:C:265:ASP:OD1	2.58	0.41
1:C:371:PHE:O	1:C:371:PHE:CG	2.74	0.41
1:C:330:ARG:HD3	1:C:544:GLN:OE1	2.21	0.41
1:C:359:LEU:HD21	1:C:616:LEU:HD12	2.03	0.41
1:D:277:ASN:HD22	1:D:278:PRO:N	2.18	0.41
1:D:58:THR:HA	1:D:59:PRO:HD3	1.87	0.41
1:D:65:ASN:ND2	1:D:65:ASN:N	2.69	0.41
1:A:383:ASP:OD1	1:A:422:SER:HB2	2.20	0.41
1:A:441:THR:HG23	1:D:60:SER:O	2.21	0.41
1:B:15:GLN:C	1:B:153:ILE:HD11	2.41	0.41
1:C:428:HIS:N	1:C:429:PRO:HD3	2.36	0.41
1:C:450:ASP:HB3	1:C:453:ARG:HD2	2.03	0.41
1:C:539:MSE:HG3	1:C:571:MSE:SE	2.70	0.41
1:C:588:THR:O	1:C:593:ARG:NH1	2.51	0.41
1:A:584:MSE:HE3	1:C:673:ASN:O	2.20	0.41
1:D:153:ILE:CG2	1:D:155:PRO:HD3	2.40	0.41
1:D:475:TYR:HA	1:D:523:LEU:O	2.20	0.41
1:D:644:PRO:HA	1:D:649:GLY:HA2	2.03	0.41
1:A:31:ALA:HB3	1:A:76:GLU:HB3	2.03	0.41
1:B:325:PHE:CD2	1:B:523:LEU:HD13	2.54	0.41
1:B:478:TRP:CD1	1:B:478:TRP:C	2.94	0.41
1:C:602:LEU:HB3	1:C:626:TYR:CE2	2.56	0.41
1:A:209:HIS:CE1	1:D:212:ARG:HB3	2.56	0.41
1:D:374:ARG:HD3	1:D:379:THR:O	2.20	0.41

Continued on next page...

Continued from previous page...

Atom-1	Atom-2	Interatomic distance (Å)	Clash overlap (Å)
1:A:557:LEU:HD12	1:A:557:LEU:HA	1.94	0.41
1:C:13:HIS:CD2	2:C:1273:HOH:O	2.71	0.41
1:C:254:TYR:CE2	1:C:256:GLY:HA3	2.56	0.41
1:A:724:SER:HA	1:C:585:GLY:O	2.21	0.41
1:D:374:ARG:NH1	1:D:381:LEU:HD13	2.36	0.41
1:A:211:LEU:HA	1:A:216:GLN:NE2	2.36	0.40
1:B:211:LEU:HD12	1:B:211:LEU:HA	1.94	0.40
1:B:55:ARG:HA	1:B:55:ARG:HD3	1.89	0.40
1:C:12:PHE:CD1	1:C:134:LEU:HD21	2.56	0.40
1:C:588:THR:HB	1:C:593:ARG:NH1	2.35	0.40
1:D:482:ARG:HH21	1:D:485:THR:HB	1.85	0.40
1:A:478:TRP:C	1:A:478:TRP:HD1	2.23	0.40
1:B:588:THR:O	1:B:593:ARG:NH1	2.54	0.40
1:B:9:ASN:N	1:B:9:ASN:ND2	2.69	0.40
1:A:202:ARG:NH1	1:C:676:ASN:O	2.51	0.40
1:C:712:TYR:HA	1:D:48:ASN:HD21	1.87	0.40
1:D:381:LEU:O	1:D:418:VAL:HA	2.20	0.40
1:D:556:ARG:O	1:D:557:LEU:C	2.57	0.40
1:A:246:ALA:HA	1:A:301:THR:O	2.21	0.40
1:A:391:PHE:CE1	1:A:398:PHE:CD2	3.10	0.40
1:A:86:ARG:NH1	2:A:1408:HOH:O	2.54	0.40
1:C:349:LEU:HD23	1:C:349:LEU:C	2.41	0.40
1:C:604:TYR:CE1	1:C:619:VAL:HG13	2.56	0.40
1:D:673:ASN:HB2	1:D:725:LYS:O	2.22	0.40
1:A:703:TYR:CE2	1:B:41:HIS:CD2	3.10	0.40
1:C:376:ASP:HB3	1:C:378:THR:HG23	2.04	0.40
1:C:420:VAL:HG13	1:C:425:TYR:CE2	2.56	0.40
1:C:561:PHE:CE1	1:C:640:ARG:HD2	2.56	0.40
1:C:626:TYR:O	1:C:630:ARG:N	2.55	0.40
1:D:108:TYR:C	1:D:108:TYR:CD2	2.95	0.40
1:A:62:ASN:HA	1:D:442:PRO:HG3	2.04	0.40
1:A:721:GLY:O	1:C:580:PRO:HG2	2.21	0.40
1:C:223:MSE:SE	1:C:487:MSE:CE	3.19	0.40
1:C:515:LEU:HD13	1:C:524:PHE:CZ	2.56	0.40
1:C:26:MSE:HE1	1:C:73:ILE:HG21	2.03	0.40

There are no symmetry-related clashes.

5.3 Torsion angles

5.3.1 Protein backbone

In the following table, the Percentiles column shows the percent Ramachandran outliers of the chain as a percentile score with respect to all X-ray entries followed by that with respect to entries of similar resolution.

The Analysed column shows the number of residues for which the backbone conformation was analysed, and the total number of residues.

Mol	Chain	Analysed	Favoured	Allowed	Outliers	Percentiles	
1	A	740/745 (99%)	698 (94%)	38 (5%)	4 (0%)	32	60
1	B	734/745 (98%)	697 (95%)	36 (5%)	1 (0%)	55	82
1	C	735/745 (99%)	677 (92%)	55 (8%)	3 (0%)	38	66
1	D	741/745 (100%)	691 (93%)	48 (6%)	2 (0%)	44	73
All	All	2950/2980 (99%)	2763 (94%)	177 (6%)	10 (0%)	44	73

All (10) Ramachandran outliers are listed below:

Mol	Chain	Res	Type
1	C	386	VAL
1	D	374	ARG
1	A	77	TYR
1	A	480	MSE
1	C	337	TRP
1	C	373	HIS
1	D	337	TRP
1	A	436	PRO
1	B	641	ILE
1	A	641	ILE

5.3.2 Protein sidechains

In the following table, the Percentiles column shows the percent sidechain outliers of the chain as a percentile score with respect to all X-ray entries followed by that with respect to entries of similar resolution.

The Analysed column shows the number of residues for which the sidechain conformation was analysed, and the total number of residues.

Mol	Chain	Analysed	Rotameric	Outliers	Percentiles	
1	A	645/624 (103%)	605 (94%)	40 (6%)	21	46

Continued on next page...

Continued from previous page...

Mol	Chain	Analysed	Rotameric	Outliers	Percentiles	
1	B	638/624 (102%)	597 (94%)	41 (6%)	20	45
1	C	638/624 (102%)	592 (93%)	46 (7%)	17	39
1	D	645/624 (103%)	600 (93%)	45 (7%)	18	40
All	All	2566/2496 (103%)	2394 (93%)	172 (7%)	19	42

All (172) residues with a non-rotameric sidechain are listed below:

Mol	Chain	Res	Type
1	A	27	LYS
1	A	45	THR
1	A	61	LEU
1	A	110	LEU
1	A	153	ILE
1	A	180	LEU
1	A	182	SER
1	A	202	ARG
1	A	211	LEU
1	A	212	ARG
1	A	216	GLN
1	A	218	ILE
1	A	252	LEU
1	A	268	SER
1	A	277	ASN
1	A	330	ARG
1	A	376	ASP
1	A	385	PHE
1	A	390	LYS
1	A	399	SER
1	A	411	LEU
1	A	419	SER
1	A	424	LEU
1	A	448	VAL
1	A	485	THR
1	A	494	SER
1	A	511	LEU
1	A	517	GLN
1	A	526	SER
1	A	557	LEU
1	A	579	VAL
1	A	583	GLN
1	A	584	MSE

Continued on next page...

Continued from previous page...

Mol	Chain	Res	Type
1	A	588	THR
1	A	606	LEU
1	A	654	TRP
1	A	672	LEU
1	A	700	SER
1	A	716	THR
1	A	735	THR
1	B	6	ASN
1	B	9	ASN
1	B	13	HIS
1	B	61	LEU
1	B	104	THR
1	B	110	LEU
1	B	173	LYS
1	B	180	LEU
1	B	211	LEU
1	B	212	ARG
1	B	216	GLN
1	B	218	ILE
1	B	222	ARG
1	B	228	GLN
1	B	252	LEU
1	B	268	SER
1	B	277	ASN
1	B	314	SER
1	B	328	GLU
1	B	376	ASP
1	B	404	GLN
1	B	411	LEU
1	B	424	LEU
1	B	439	THR
1	B	446	GLN
1	B	448	VAL
1	B	485	THR
1	B	491	ARG
1	B	500	LEU
1	B	505	ILE
1	B	511	LEU
1	B	557	LEU
1	B	579	VAL
1	B	588	THR
1	B	606	LEU

Continued on next page...

Continued from previous page...

Mol	Chain	Res	Type
1	B	616	LEU
1	B	621	LYS
1	B	654	TRP
1	B	681	ARG
1	B	694	GLN
1	B	716	THR
1	C	19	THR
1	C	47	GLN
1	C	61	LEU
1	C	64	GLU
1	C	110	LEU
1	C	145	LEU
1	C	180	LEU
1	C	197	SER
1	C	202	ARG
1	C	211	LEU
1	C	216	GLN
1	C	223	MSE
1	C	228	GLN
1	C	252	LEU
1	C	255	SER
1	C	268	SER
1	C	277	ASN
1	C	328	GLU
1	C	330	ARG
1	C	334	ILE
1	C	385	PHE
1	C	400	GLN
1	C	424	LEU
1	C	427	GLN
1	C	428	HIS
1	C	430	ASP
1	C	437	LYS
1	C	441	THR
1	C	448	VAL
1	C	463	LEU
1	C	500	LEU
1	C	505	ILE
1	C	511	LEU
1	C	529	SER
1	C	557	LEU
1	C	579	VAL

Continued on next page...

Continued from previous page...

Mol	Chain	Res	Type
1	C	582	ASP
1	C	584	MSE
1	C	614	THR
1	C	650	ASN
1	C	654	TRP
1	C	663	GLN
1	C	672	LEU
1	C	700	SER
1	C	731	LEU
1	C	737	ILE
1	D	61	LEU
1	D	64	GLU
1	D	65	ASN
1	D	110	LEU
1	D	145	LEU
1	D	153	ILE
1	D	180	LEU
1	D	202	ARG
1	D	211	LEU
1	D	212	ARG
1	D	216	GLN
1	D	218	ILE
1	D	252	LEU
1	D	262	ILE
1	D	268	SER
1	D	277	ASN
1	D	314	SER
1	D	330	ARG
1	D	367	ASP
1	D	376	ASP
1	D	379	THR
1	D	381	LEU
1	D	390	LYS
1	D	419	SER
1	D	424	LEU
1	D	432	LEU
1	D	437	LYS
1	D	441	THR
1	D	446	GLN
1	D	448	VAL
1	D	485	THR
1	D	500	LEU

Continued on next page...

Continued from previous page...

Mol	Chain	Res	Type
1	D	505	ILE
1	D	511	LEU
1	D	526	SER
1	D	557	LEU
1	D	579	VAL
1	D	606	LEU
1	D	616	LEU
1	D	630	ARG
1	D	654	TRP
1	D	672	LEU
1	D	685	LYS
1	D	701	THR
1	D	725	LYS

Some sidechains can be flipped to improve hydrogen bonding and reduce clashes. All (117) such sidechains are listed below:

Mol	Chain	Res	Type
1	A	6	ASN
1	A	13	HIS
1	A	33	GLN
1	A	41	HIS
1	A	48	ASN
1	A	52	GLN
1	A	67	ASN
1	A	69	GLN
1	A	132	GLN
1	A	177	ASN
1	A	216	GLN
1	A	228	GLN
1	A	230	ASN
1	A	277	ASN
1	A	310	GLN
1	A	354	ASN
1	A	355	GLN
1	A	400	GLN
1	A	403	HIS
1	A	445	HIS
1	A	446	GLN
1	A	502	HIS
1	A	517	GLN
1	A	583	GLN
1	A	618	GLN

Continued on next page...

Continued from previous page...

Mol	Chain	Res	Type
1	A	650	ASN
1	A	655	GLN
1	A	730	GLN
1	B	6	ASN
1	B	13	HIS
1	B	33	GLN
1	B	48	ASN
1	B	52	GLN
1	B	67	ASN
1	B	69	GLN
1	B	87	GLN
1	B	132	GLN
1	B	209	HIS
1	B	216	GLN
1	B	228	GLN
1	B	230	ASN
1	B	239	GLN
1	B	277	ASN
1	B	310	GLN
1	B	354	ASN
1	B	400	GLN
1	B	427	GLN
1	B	445	HIS
1	B	446	GLN
1	B	481	ASN
1	B	502	HIS
1	B	583	GLN
1	B	618	GLN
1	B	650	ASN
1	B	655	GLN
1	B	690	ASN
1	C	6	ASN
1	C	13	HIS
1	C	33	GLN
1	C	48	ASN
1	C	67	ASN
1	C	69	GLN
1	C	132	GLN
1	C	177	ASN
1	C	209	HIS
1	C	216	GLN
1	C	227	HIS

Continued on next page...

Continued from previous page...

Mol	Chain	Res	Type
1	C	228	GLN
1	C	230	ASN
1	C	244	GLN
1	C	277	ASN
1	C	307	GLN
1	C	310	GLN
1	C	354	ASN
1	C	400	GLN
1	C	403	HIS
1	C	405	GLN
1	C	428	HIS
1	C	481	ASN
1	C	502	HIS
1	C	583	GLN
1	C	650	ASN
1	C	655	GLN
1	C	663	GLN
1	C	730	GLN
1	D	6	ASN
1	D	13	HIS
1	D	15	GLN
1	D	48	ASN
1	D	52	GLN
1	D	67	ASN
1	D	69	GLN
1	D	87	GLN
1	D	132	GLN
1	D	209	HIS
1	D	216	GLN
1	D	228	GLN
1	D	230	ASN
1	D	239	GLN
1	D	277	ASN
1	D	288	GLN
1	D	307	GLN
1	D	310	GLN
1	D	318	GLN
1	D	354	ASN
1	D	400	GLN
1	D	403	HIS
1	D	404	GLN
1	D	445	HIS

Continued on next page...

Continued from previous page...

Mol	Chain	Res	Type
1	D	446	GLN
1	D	481	ASN
1	D	502	HIS
1	D	583	GLN
1	D	618	GLN
1	D	650	ASN
1	D	655	GLN
1	D	694	GLN

5.3.3 RNA [i](#)

There are no RNA molecules in this entry.

5.4 Non-standard residues in protein, DNA, RNA chains [i](#)

There are no non-standard protein/DNA/RNA residues in this entry.

5.5 Carbohydrates [i](#)

There are no carbohydrates in this entry.

5.6 Ligand geometry [i](#)

There are no ligands in this entry.

5.7 Other polymers [i](#)

There are no such residues in this entry.

5.8 Polymer linkage issues [i](#)

There are no chain breaks in this entry.

6 Fit of model and data ⓘ

6.1 Protein, DNA and RNA chains ⓘ

In the following table, the column labelled ‘#RSRZ > 2’ contains the number (and percentage) of RSRZ outliers, followed by percent RSRZ outliers for the chain as percentile scores relative to all X-ray entries and entries of similar resolution. The OWAB column contains the minimum, median, 95th percentile and maximum values of the occupancy-weighted average B-factor per residue. The column labelled ‘Q < 0.9’ lists the number of (and percentage) of residues with an average occupancy less than 0.9.

Mol	Chain	Analysed	<RSRZ>	#RSRZ>2	OWAB(Å ²)	Q<0.9
1	A	718/745 (96%)	-0.31	17 (2%) 59 60	24, 38, 84, 103	0
1	B	712/745 (95%)	-0.47	1 (0%) 95 96	23, 35, 49, 80	0
1	C	713/745 (95%)	-0.03	39 (5%) 26 24	25, 44, 97, 104	0
1	D	719/745 (96%)	-0.28	18 (2%) 58 58	25, 39, 67, 94	0
All	All	2862/2980 (96%)	-0.27	75 (2%) 56 56	23, 38, 81, 104	0

All (75) RSRZ outliers are listed below:

Mol	Chain	Res	Type	RSRZ
1	C	389	ARG	7.4
1	C	349	LEU	5.6
1	C	391	PHE	5.4
1	C	342	PHE	5.3
1	C	376	ASP	5.1
1	D	349	LEU	5.0
1	C	388	GLN	4.5
1	C	384	TRP	4.4
1	C	352	ILE	4.4
1	C	372	GLY	4.4
1	C	375	ASP	4.2
1	C	378	THR	4.2
1	C	377	ASP	4.0
1	C	351	THR	4.0
1	D	423	ASP	4.0
1	A	349	LEU	3.8
1	A	343	ASP	3.8
1	C	383	ASP	3.6
1	A	389	ARG	3.5
1	A	404	GLN	3.5
1	C	371	PHE	3.5

Continued on next page...

Continued from previous page...

Mol	Chain	Res	Type	RSRZ
1	C	425	TYR	3.5
1	C	395	ILE	3.5
1	C	339	ALA	3.4
1	C	420	VAL	3.4
1	C	390	LYS	3.3
1	D	351	THR	3.3
1	D	395	ILE	3.2
1	C	373	HIS	3.2
1	C	370	TRP	3.2
1	C	338	GLU	3.1
1	D	345	ASN	3.1
1	D	390	LYS	3.1
1	C	385	PHE	3.0
1	A	390	LYS	3.0
1	C	404	GLN	3.0
1	D	398	PHE	3.0
1	B	64	GLU	3.0
1	C	387	ASP	2.9
1	C	426	GLN	2.9
1	D	342	PHE	2.8
1	A	423	ASP	2.7
1	C	421	ASP	2.7
1	D	387	ASP	2.7
1	A	429	PRO	2.6
1	D	389	ARG	2.6
1	D	393	ASP	2.6
1	C	348	LYS	2.6
1	D	386	VAL	2.6
1	C	722	GLN	2.5
1	A	352	ILE	2.5
1	D	343	ASP	2.5
1	A	616	LEU	2.5
1	A	353	VAL	2.5
1	A	392	PRO	2.4
1	A	358	ARG	2.4
1	C	614	THR	2.4
1	D	745	HIS	2.4
1	D	394	GLY	2.4
1	C	341	TYR	2.3
1	C	368	ASP	2.3
1	C	345	ASN	2.3
1	A	351	THR	2.3

Continued on next page...

Continued from previous page...

Mol	Chain	Res	Type	RSRZ
1	D	371	PHE	2.3
1	C	369	GLY	2.2
1	D	400	GLN	2.2
1	C	466	GLN	2.2
1	C	367	ASP	2.2
1	A	347	ALA	2.1
1	A	344	PHE	2.1
1	C	382	GLY	2.1
1	A	425	TYR	2.1
1	D	173	LYS	2.1
1	C	347	ALA	2.0
1	A	723	GLU	2.0

6.2 Non-standard residues in protein, DNA, RNA chains [i](#)

There are no non-standard protein/DNA/RNA residues in this entry.

6.3 Carbohydrates [i](#)

There are no carbohydrates in this entry.

6.4 Ligands [i](#)

There are no ligands in this entry.

6.5 Other polymers [i](#)

There are no such residues in this entry.