



Full wwPDB X-ray Structure Validation Report ⓘ

Feb 15, 2017 – 05:55 am GMT

PDB ID : 3N59
Title : Type II dehydroquinase from Mycobacterium Tuberculosis complexed with 3-dehydroshikimate
Authors : Snee, W.C.; Palaninathan, S.K.; Sacchettini, J.C.; Dias, M.V.B.; Bromfield, K.M.; Payne, R.; Ciulli, A.; Howard, N.I.; Abell, C.; Blundell, T.L.; TB Structural Genomics Consortium (TBSGC)
Deposited on : 2010-05-24
Resolution : 2.52 Å(reported)

This is a Full wwPDB X-ray Structure Validation Report for a publicly released PDB entry.

We welcome your comments at validation@mail.wwpdb.org

A user guide is available at

<http://wwpdb.org/validation/2016/XrayValidationReportHelp>

with specific help available everywhere you see the ⓘ symbol.

The following versions of software and data (see [references ⓘ](#)) were used in the production of this report:

MolProbity : 4.02b-467
Mogul : 1.7.2 (RC1), CSD as538be (2017)
Xtriage (Phenix) : 1.9-1692
EDS : trunk28620
Percentile statistics : 20161228.v01 (using entries in the PDB archive December 28th 2016)
Refmac : 5.8.0135
CCP4 : 6.5.0
Ideal geometry (proteins) : Engh & Huber (2001)
Ideal geometry (DNA, RNA) : Parkinson et al. (1996)
Validation Pipeline (wwPDB-VP) : recalc28949

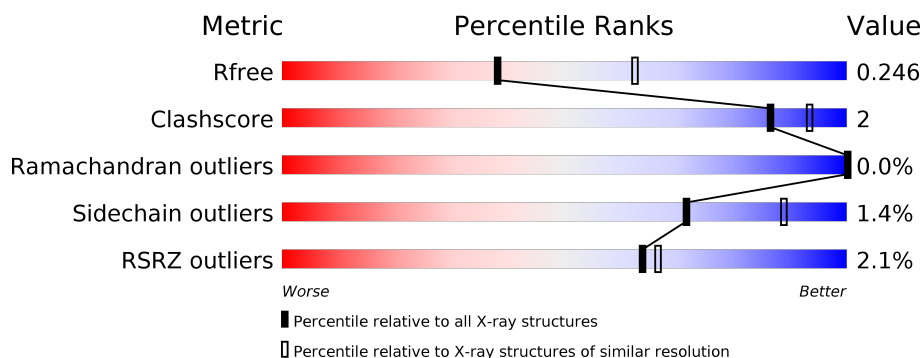
1 Overall quality at a glance

The following experimental techniques were used to determine the structure:

X-RAY DIFFRACTION

The reported resolution of this entry is 2.52 Å.

Percentile scores (ranging between 0-100) for global validation metrics of the entry are shown in the following graphic. The table shows the number of entries on which the scores are based.








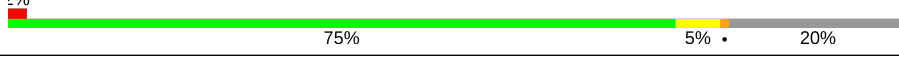
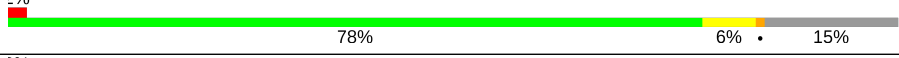

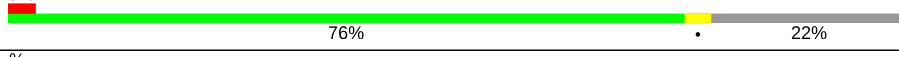

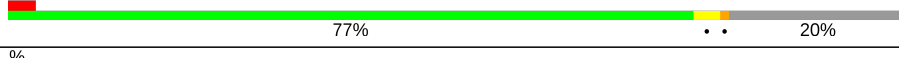
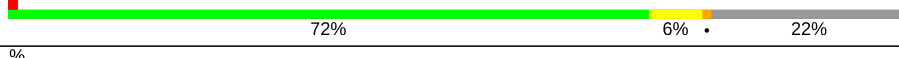
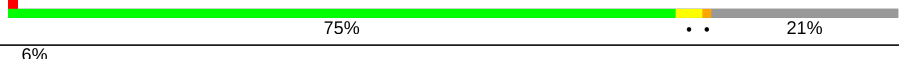
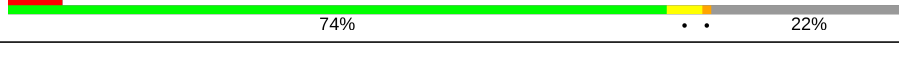




Metric	Whole archive (#Entries)	Similar resolution (#Entries, resolution range(Å))
R_{free}	100719	4636 (2.54-2.50)
Clashscore	112137	5382 (2.54-2.50)
Ramachandran outliers	110173	5282 (2.54-2.50)
Sidechain outliers	110143	5284 (2.54-2.50)
RSRZ outliers	101464	4669 (2.54-2.50)

The table below summarises the geometric issues observed across the polymeric chains and their fit to the electron density. The red, orange, yellow and green segments on the lower bar indicate the fraction of residues that contain outliers for ≥ 3 , 2, 1 and 0 types of geometric quality criteria. A grey segment represents the fraction of residues that are not modelled. The numeric value for each fraction is indicated below the corresponding segment, with a dot representing fractions $\leq 5\%$. The upper red bar (where present) indicates the fraction of residues that have poor fit to the electron density. The numeric value is given above the bar.

Mol	Chain	Length	Quality of chain
1	A	172	<div> <div>77%</div> <div>19%</div> </div>
1	B	172	<div> <div>70%</div> <div>7%</div> <div>21%</div> </div>
1	C	172	<div> <div>76%</div> <div>6%</div> <div>17%</div> </div>
1	D	172	<div> <div>74%</div> <div>5%</div> <div>20%</div> </div>
1	E	172	<div> <div>74%</div> <div>5%</div> <div>21%</div> </div>
1	F	172	<div> <div>73%</div> <div>5%</div> <div>22%</div> </div>

Continued on next page...

Continued from previous page...

Mol	Chain	Length	Quality of chain
1	G	172	
1	H	172	
1	I	172	
1	J	172	
1	K	172	
1	L	172	
1	M	172	
1	N	172	
1	O	172	
1	P	172	
1	Q	172	
1	R	172	
1	S	172	
1	T	172	
1	U	172	
1	V	172	
1	W	172	
1	X	172	

The following table lists non-polymeric compounds, carbohydrate monomers and non-standard residues in protein, DNA, RNA chains that are outliers for geometric or electron-density-fit criteria:

Mol	Type	Chain	Res	Chirality	Geometry	Clashes	Electron density
2	CL	A	147	-	-	-	X
2	CL	D	147	-	-	-	X
2	CL	D	148	-	-	-	X
2	CL	J	147	-	-	-	X
2	CL	O	147	-	-	-	X
3	3DS	C	147	-	-	-	X
3	3DS	G	147	-	-	-	X

2 Entry composition

There are 4 unique types of molecules in this entry. The entry contains 26321 atoms, of which 0 are hydrogens and 0 are deuteriums.

In the tables below, the ZeroOcc column contains the number of atoms modelled with zero occupancy, the AltConf column contains the number of residues with at least one atom in alternate conformation and the Trace column contains the number of residues modelled with at most 2 atoms.

- Molecule 1 is a protein called 3-dehydroquinate dehydratase.

Mol	Chain	Residues	Atoms					ZeroOcc	AltConf	Trace
1	A	139	Total	C	N	O	S	0	1	0
			1045	656	191	197	1			
1	B	136	Total	C	N	O	S	0	0	0
			1022	641	188	192	1			
1	C	142	Total	C	N	O	S	0	0	0
			1071	674	197	199	1			
1	D	138	Total	C	N	O	S	0	1	0
			1033	650	190	192	1			
1	E	136	Total	C	N	O	S	0	0	1
			1019	639	188	191	1			
1	F	135	Total	C	N	O	S	0	0	0
			1010	635	183	191	1			
1	G	142	Total	C	N	O	S	0	2	0
			1077	678	195	203	1			
1	H	135	Total	C	N	O	S	0	0	0
			1008	636	180	191	1			
1	I	135	Total	C	N	O	S	0	1	0
			1013	639	184	189	1			
1	J	135	Total	C	N	O	S	0	0	0
			1012	638	184	189	1			
1	K	137	Total	C	N	O	S	0	0	0
			1017	637	186	193	1			
1	L	138	Total	C	N	O	S	0	0	0
			1020	642	183	194	1			
1	M	146	Total	C	N	O	S	0	0	0
			1103	692	201	209	1			
1	N	136	Total	C	N	O	S	0	0	0
			1022	641	188	192	1			
1	O	135	Total	C	N	O	S	0	0	0
			1017	638	187	191	1			
1	P	135	Total	C	N	O	S	0	1	0
			1020	640	190	189	1			

Continued on next page...

Continued from previous page...

Mol	Chain	Residues	Atoms					ZeroOcc	AltConf	Trace
1	Q	138	Total	C	N	O	S	0	0	0
			1023	641	187	194	1			
1	R	135	Total	C	N	O	S	0	1	0
			1019	641	184	193	1			
1	S	136	Total	C	N	O	S	0	0	0
			1023	644	188	190	1			
1	T	135	Total	C	N	O	S	0	0	0
			1017	638	187	191	1			
1	U	135	Total	C	N	O	S	0	1	0
			1021	645	186	189	1			
1	V	135	Total	C	N	O	S	0	0	0
			1017	638	187	191	1			
1	W	135	Total	C	N	O	S	0	0	0
			1013	635	186	191	1			
1	X	137	Total	C	N	O	S	0	0	0
			1027	644	189	193	1			

There are 600 discrepancies between the modelled and reference sequences:

Chain	Residue	Modelled	Actual	Comment	Reference
A	-25	MET	-	EXPRESSION TAG	UNP P0A4Z6
A	-24	GLY	-	EXPRESSION TAG	UNP P0A4Z6
A	-23	SER	-	EXPRESSION TAG	UNP P0A4Z6
A	-22	SER	-	EXPRESSION TAG	UNP P0A4Z6
A	-21	HIS	-	EXPRESSION TAG	UNP P0A4Z6
A	-20	HIS	-	EXPRESSION TAG	UNP P0A4Z6
A	-19	HIS	-	EXPRESSION TAG	UNP P0A4Z6
A	-18	HIS	-	EXPRESSION TAG	UNP P0A4Z6
A	-17	HIS	-	EXPRESSION TAG	UNP P0A4Z6
A	-16	HIS	-	EXPRESSION TAG	UNP P0A4Z6
A	-15	SER	-	EXPRESSION TAG	UNP P0A4Z6
A	-14	SER	-	EXPRESSION TAG	UNP P0A4Z6
A	-13	GLY	-	EXPRESSION TAG	UNP P0A4Z6
A	-12	LEU	-	EXPRESSION TAG	UNP P0A4Z6
A	-11	GLN	-	EXPRESSION TAG	UNP P0A4Z6
A	-10	GLY	-	EXPRESSION TAG	UNP P0A4Z6
A	-9	THR	-	EXPRESSION TAG	UNP P0A4Z6
A	-8	GLU	-	EXPRESSION TAG	UNP P0A4Z6
A	-7	ASN	-	EXPRESSION TAG	UNP P0A4Z6
A	-6	LEU	-	EXPRESSION TAG	UNP P0A4Z6
A	-5	TYR	-	EXPRESSION TAG	UNP P0A4Z6
A	-4	PHE	-	EXPRESSION TAG	UNP P0A4Z6
A	-3	GLN	-	EXPRESSION TAG	UNP P0A4Z6

Continued on next page...

Continued from previous page...

Chain	Residue	Modelled	Actual	Comment	Reference
A	-2	SER	-	EXPRESSION TAG	UNP P0A4Z6
A	-1	HIS	-	EXPRESSION TAG	UNP P0A4Z6
B	-25	MET	-	EXPRESSION TAG	UNP P0A4Z6
B	-24	GLY	-	EXPRESSION TAG	UNP P0A4Z6
B	-23	SER	-	EXPRESSION TAG	UNP P0A4Z6
B	-22	SER	-	EXPRESSION TAG	UNP P0A4Z6
B	-21	HIS	-	EXPRESSION TAG	UNP P0A4Z6
B	-20	HIS	-	EXPRESSION TAG	UNP P0A4Z6
B	-19	HIS	-	EXPRESSION TAG	UNP P0A4Z6
B	-18	HIS	-	EXPRESSION TAG	UNP P0A4Z6
B	-17	HIS	-	EXPRESSION TAG	UNP P0A4Z6
B	-16	HIS	-	EXPRESSION TAG	UNP P0A4Z6
B	-15	SER	-	EXPRESSION TAG	UNP P0A4Z6
B	-14	SER	-	EXPRESSION TAG	UNP P0A4Z6
B	-13	GLY	-	EXPRESSION TAG	UNP P0A4Z6
B	-12	LEU	-	EXPRESSION TAG	UNP P0A4Z6
B	-11	GLN	-	EXPRESSION TAG	UNP P0A4Z6
B	-10	GLY	-	EXPRESSION TAG	UNP P0A4Z6
B	-9	THR	-	EXPRESSION TAG	UNP P0A4Z6
B	-8	GLU	-	EXPRESSION TAG	UNP P0A4Z6
B	-7	ASN	-	EXPRESSION TAG	UNP P0A4Z6
B	-6	LEU	-	EXPRESSION TAG	UNP P0A4Z6
B	-5	TYR	-	EXPRESSION TAG	UNP P0A4Z6
B	-4	PHE	-	EXPRESSION TAG	UNP P0A4Z6
B	-3	GLN	-	EXPRESSION TAG	UNP P0A4Z6
B	-2	SER	-	EXPRESSION TAG	UNP P0A4Z6
B	-1	HIS	-	EXPRESSION TAG	UNP P0A4Z6
C	-25	MET	-	EXPRESSION TAG	UNP P0A4Z6
C	-24	GLY	-	EXPRESSION TAG	UNP P0A4Z6
C	-23	SER	-	EXPRESSION TAG	UNP P0A4Z6
C	-22	SER	-	EXPRESSION TAG	UNP P0A4Z6
C	-21	HIS	-	EXPRESSION TAG	UNP P0A4Z6
C	-20	HIS	-	EXPRESSION TAG	UNP P0A4Z6
C	-19	HIS	-	EXPRESSION TAG	UNP P0A4Z6
C	-18	HIS	-	EXPRESSION TAG	UNP P0A4Z6
C	-17	HIS	-	EXPRESSION TAG	UNP P0A4Z6
C	-16	HIS	-	EXPRESSION TAG	UNP P0A4Z6
C	-15	SER	-	EXPRESSION TAG	UNP P0A4Z6
C	-14	SER	-	EXPRESSION TAG	UNP P0A4Z6
C	-13	GLY	-	EXPRESSION TAG	UNP P0A4Z6
C	-12	LEU	-	EXPRESSION TAG	UNP P0A4Z6
C	-11	GLN	-	EXPRESSION TAG	UNP P0A4Z6

Continued on next page...

Continued from previous page...

Chain	Residue	Modelled	Actual	Comment	Reference
C	-10	GLY	-	EXPRESSION TAG	UNP P0A4Z6
C	-9	THR	-	EXPRESSION TAG	UNP P0A4Z6
C	-8	GLU	-	EXPRESSION TAG	UNP P0A4Z6
C	-7	ASN	-	EXPRESSION TAG	UNP P0A4Z6
C	-6	LEU	-	EXPRESSION TAG	UNP P0A4Z6
C	-5	TYR	-	EXPRESSION TAG	UNP P0A4Z6
C	-4	PHE	-	EXPRESSION TAG	UNP P0A4Z6
C	-3	GLN	-	EXPRESSION TAG	UNP P0A4Z6
C	-2	SER	-	EXPRESSION TAG	UNP P0A4Z6
C	-1	HIS	-	EXPRESSION TAG	UNP P0A4Z6
D	-25	MET	-	EXPRESSION TAG	UNP P0A4Z6
D	-24	GLY	-	EXPRESSION TAG	UNP P0A4Z6
D	-23	SER	-	EXPRESSION TAG	UNP P0A4Z6
D	-22	SER	-	EXPRESSION TAG	UNP P0A4Z6
D	-21	HIS	-	EXPRESSION TAG	UNP P0A4Z6
D	-20	HIS	-	EXPRESSION TAG	UNP P0A4Z6
D	-19	HIS	-	EXPRESSION TAG	UNP P0A4Z6
D	-18	HIS	-	EXPRESSION TAG	UNP P0A4Z6
D	-17	HIS	-	EXPRESSION TAG	UNP P0A4Z6
D	-16	HIS	-	EXPRESSION TAG	UNP P0A4Z6
D	-15	SER	-	EXPRESSION TAG	UNP P0A4Z6
D	-14	SER	-	EXPRESSION TAG	UNP P0A4Z6
D	-13	GLY	-	EXPRESSION TAG	UNP P0A4Z6
D	-12	LEU	-	EXPRESSION TAG	UNP P0A4Z6
D	-11	GLN	-	EXPRESSION TAG	UNP P0A4Z6
D	-10	GLY	-	EXPRESSION TAG	UNP P0A4Z6
D	-9	THR	-	EXPRESSION TAG	UNP P0A4Z6
D	-8	GLU	-	EXPRESSION TAG	UNP P0A4Z6
D	-7	ASN	-	EXPRESSION TAG	UNP P0A4Z6
D	-6	LEU	-	EXPRESSION TAG	UNP P0A4Z6
D	-5	TYR	-	EXPRESSION TAG	UNP P0A4Z6
D	-4	PHE	-	EXPRESSION TAG	UNP P0A4Z6
D	-3	GLN	-	EXPRESSION TAG	UNP P0A4Z6
D	-2	SER	-	EXPRESSION TAG	UNP P0A4Z6
D	-1	HIS	-	EXPRESSION TAG	UNP P0A4Z6
E	-25	MET	-	EXPRESSION TAG	UNP P0A4Z6
E	-24	GLY	-	EXPRESSION TAG	UNP P0A4Z6
E	-23	SER	-	EXPRESSION TAG	UNP P0A4Z6
E	-22	SER	-	EXPRESSION TAG	UNP P0A4Z6
E	-21	HIS	-	EXPRESSION TAG	UNP P0A4Z6
E	-20	HIS	-	EXPRESSION TAG	UNP P0A4Z6
E	-19	HIS	-	EXPRESSION TAG	UNP P0A4Z6

Continued on next page...

Continued from previous page...

Chain	Residue	Modelled	Actual	Comment	Reference
E	-18	HIS	-	EXPRESSION TAG	UNP P0A4Z6
E	-17	HIS	-	EXPRESSION TAG	UNP P0A4Z6
E	-16	HIS	-	EXPRESSION TAG	UNP P0A4Z6
E	-15	SER	-	EXPRESSION TAG	UNP P0A4Z6
E	-14	SER	-	EXPRESSION TAG	UNP P0A4Z6
E	-13	GLY	-	EXPRESSION TAG	UNP P0A4Z6
E	-12	LEU	-	EXPRESSION TAG	UNP P0A4Z6
E	-11	GLN	-	EXPRESSION TAG	UNP P0A4Z6
E	-10	GLY	-	EXPRESSION TAG	UNP P0A4Z6
E	-9	THR	-	EXPRESSION TAG	UNP P0A4Z6
E	-8	GLU	-	EXPRESSION TAG	UNP P0A4Z6
E	-7	ASN	-	EXPRESSION TAG	UNP P0A4Z6
E	-6	LEU	-	EXPRESSION TAG	UNP P0A4Z6
E	-5	TYR	-	EXPRESSION TAG	UNP P0A4Z6
E	-4	PHE	-	EXPRESSION TAG	UNP P0A4Z6
E	-3	GLN	-	EXPRESSION TAG	UNP P0A4Z6
E	-2	SER	-	EXPRESSION TAG	UNP P0A4Z6
E	-1	HIS	-	EXPRESSION TAG	UNP P0A4Z6
F	-25	MET	-	EXPRESSION TAG	UNP P0A4Z6
F	-24	GLY	-	EXPRESSION TAG	UNP P0A4Z6
F	-23	SER	-	EXPRESSION TAG	UNP P0A4Z6
F	-22	SER	-	EXPRESSION TAG	UNP P0A4Z6
F	-21	HIS	-	EXPRESSION TAG	UNP P0A4Z6
F	-20	HIS	-	EXPRESSION TAG	UNP P0A4Z6
F	-19	HIS	-	EXPRESSION TAG	UNP P0A4Z6
F	-18	HIS	-	EXPRESSION TAG	UNP P0A4Z6
F	-17	HIS	-	EXPRESSION TAG	UNP P0A4Z6
F	-16	HIS	-	EXPRESSION TAG	UNP P0A4Z6
F	-15	SER	-	EXPRESSION TAG	UNP P0A4Z6
F	-14	SER	-	EXPRESSION TAG	UNP P0A4Z6
F	-13	GLY	-	EXPRESSION TAG	UNP P0A4Z6
F	-12	LEU	-	EXPRESSION TAG	UNP P0A4Z6
F	-11	GLN	-	EXPRESSION TAG	UNP P0A4Z6
F	-10	GLY	-	EXPRESSION TAG	UNP P0A4Z6
F	-9	THR	-	EXPRESSION TAG	UNP P0A4Z6
F	-8	GLU	-	EXPRESSION TAG	UNP P0A4Z6
F	-7	ASN	-	EXPRESSION TAG	UNP P0A4Z6
F	-6	LEU	-	EXPRESSION TAG	UNP P0A4Z6
F	-5	TYR	-	EXPRESSION TAG	UNP P0A4Z6
F	-4	PHE	-	EXPRESSION TAG	UNP P0A4Z6
F	-3	GLN	-	EXPRESSION TAG	UNP P0A4Z6
F	-2	SER	-	EXPRESSION TAG	UNP P0A4Z6

Continued on next page...

Continued from previous page...

Chain	Residue	Modelled	Actual	Comment	Reference
F	-1	HIS	-	EXPRESSION TAG	UNP P0A4Z6
G	-25	MET	-	EXPRESSION TAG	UNP P0A4Z6
G	-24	GLY	-	EXPRESSION TAG	UNP P0A4Z6
G	-23	SER	-	EXPRESSION TAG	UNP P0A4Z6
G	-22	SER	-	EXPRESSION TAG	UNP P0A4Z6
G	-21	HIS	-	EXPRESSION TAG	UNP P0A4Z6
G	-20	HIS	-	EXPRESSION TAG	UNP P0A4Z6
G	-19	HIS	-	EXPRESSION TAG	UNP P0A4Z6
G	-18	HIS	-	EXPRESSION TAG	UNP P0A4Z6
G	-17	HIS	-	EXPRESSION TAG	UNP P0A4Z6
G	-16	HIS	-	EXPRESSION TAG	UNP P0A4Z6
G	-15	SER	-	EXPRESSION TAG	UNP P0A4Z6
G	-14	SER	-	EXPRESSION TAG	UNP P0A4Z6
G	-13	GLY	-	EXPRESSION TAG	UNP P0A4Z6
G	-12	LEU	-	EXPRESSION TAG	UNP P0A4Z6
G	-11	GLN	-	EXPRESSION TAG	UNP P0A4Z6
G	-10	GLY	-	EXPRESSION TAG	UNP P0A4Z6
G	-9	THR	-	EXPRESSION TAG	UNP P0A4Z6
G	-8	GLU	-	EXPRESSION TAG	UNP P0A4Z6
G	-7	ASN	-	EXPRESSION TAG	UNP P0A4Z6
G	-6	LEU	-	EXPRESSION TAG	UNP P0A4Z6
G	-5	TYR	-	EXPRESSION TAG	UNP P0A4Z6
G	-4	PHE	-	EXPRESSION TAG	UNP P0A4Z6
G	-3	GLN	-	EXPRESSION TAG	UNP P0A4Z6
G	-2	SER	-	EXPRESSION TAG	UNP P0A4Z6
G	-1	HIS	-	EXPRESSION TAG	UNP P0A4Z6
H	-25	MET	-	EXPRESSION TAG	UNP P0A4Z6
H	-24	GLY	-	EXPRESSION TAG	UNP P0A4Z6
H	-23	SER	-	EXPRESSION TAG	UNP P0A4Z6
H	-22	SER	-	EXPRESSION TAG	UNP P0A4Z6
H	-21	HIS	-	EXPRESSION TAG	UNP P0A4Z6
H	-20	HIS	-	EXPRESSION TAG	UNP P0A4Z6
H	-19	HIS	-	EXPRESSION TAG	UNP P0A4Z6
H	-18	HIS	-	EXPRESSION TAG	UNP P0A4Z6
H	-17	HIS	-	EXPRESSION TAG	UNP P0A4Z6
H	-16	HIS	-	EXPRESSION TAG	UNP P0A4Z6
H	-15	SER	-	EXPRESSION TAG	UNP P0A4Z6
H	-14	SER	-	EXPRESSION TAG	UNP P0A4Z6
H	-13	GLY	-	EXPRESSION TAG	UNP P0A4Z6
H	-12	LEU	-	EXPRESSION TAG	UNP P0A4Z6
H	-11	GLN	-	EXPRESSION TAG	UNP P0A4Z6
H	-10	GLY	-	EXPRESSION TAG	UNP P0A4Z6

Continued on next page...

Continued from previous page...

Chain	Residue	Modelled	Actual	Comment	Reference
H	-9	THR	-	EXPRESSION TAG	UNP P0A4Z6
H	-8	GLU	-	EXPRESSION TAG	UNP P0A4Z6
H	-7	ASN	-	EXPRESSION TAG	UNP P0A4Z6
H	-6	LEU	-	EXPRESSION TAG	UNP P0A4Z6
H	-5	TYR	-	EXPRESSION TAG	UNP P0A4Z6
H	-4	PHE	-	EXPRESSION TAG	UNP P0A4Z6
H	-3	GLN	-	EXPRESSION TAG	UNP P0A4Z6
H	-2	SER	-	EXPRESSION TAG	UNP P0A4Z6
H	-1	HIS	-	EXPRESSION TAG	UNP P0A4Z6
I	-25	MET	-	EXPRESSION TAG	UNP P0A4Z6
I	-24	GLY	-	EXPRESSION TAG	UNP P0A4Z6
I	-23	SER	-	EXPRESSION TAG	UNP P0A4Z6
I	-22	SER	-	EXPRESSION TAG	UNP P0A4Z6
I	-21	HIS	-	EXPRESSION TAG	UNP P0A4Z6
I	-20	HIS	-	EXPRESSION TAG	UNP P0A4Z6
I	-19	HIS	-	EXPRESSION TAG	UNP P0A4Z6
I	-18	HIS	-	EXPRESSION TAG	UNP P0A4Z6
I	-17	HIS	-	EXPRESSION TAG	UNP P0A4Z6
I	-16	HIS	-	EXPRESSION TAG	UNP P0A4Z6
I	-15	SER	-	EXPRESSION TAG	UNP P0A4Z6
I	-14	SER	-	EXPRESSION TAG	UNP P0A4Z6
I	-13	GLY	-	EXPRESSION TAG	UNP P0A4Z6
I	-12	LEU	-	EXPRESSION TAG	UNP P0A4Z6
I	-11	GLN	-	EXPRESSION TAG	UNP P0A4Z6
I	-10	GLY	-	EXPRESSION TAG	UNP P0A4Z6
I	-9	THR	-	EXPRESSION TAG	UNP P0A4Z6
I	-8	GLU	-	EXPRESSION TAG	UNP P0A4Z6
I	-7	ASN	-	EXPRESSION TAG	UNP P0A4Z6
I	-6	LEU	-	EXPRESSION TAG	UNP P0A4Z6
I	-5	TYR	-	EXPRESSION TAG	UNP P0A4Z6
I	-4	PHE	-	EXPRESSION TAG	UNP P0A4Z6
I	-3	GLN	-	EXPRESSION TAG	UNP P0A4Z6
I	-2	SER	-	EXPRESSION TAG	UNP P0A4Z6
I	-1	HIS	-	EXPRESSION TAG	UNP P0A4Z6
J	-25	MET	-	EXPRESSION TAG	UNP P0A4Z6
J	-24	GLY	-	EXPRESSION TAG	UNP P0A4Z6
J	-23	SER	-	EXPRESSION TAG	UNP P0A4Z6
J	-22	SER	-	EXPRESSION TAG	UNP P0A4Z6
J	-21	HIS	-	EXPRESSION TAG	UNP P0A4Z6
J	-20	HIS	-	EXPRESSION TAG	UNP P0A4Z6
J	-19	HIS	-	EXPRESSION TAG	UNP P0A4Z6
J	-18	HIS	-	EXPRESSION TAG	UNP P0A4Z6

Continued on next page...

Continued from previous page...

Chain	Residue	Modelled	Actual	Comment	Reference
J	-17	HIS	-	EXPRESSION TAG	UNP P0A4Z6
J	-16	HIS	-	EXPRESSION TAG	UNP P0A4Z6
J	-15	SER	-	EXPRESSION TAG	UNP P0A4Z6
J	-14	SER	-	EXPRESSION TAG	UNP P0A4Z6
J	-13	GLY	-	EXPRESSION TAG	UNP P0A4Z6
J	-12	LEU	-	EXPRESSION TAG	UNP P0A4Z6
J	-11	GLN	-	EXPRESSION TAG	UNP P0A4Z6
J	-10	GLY	-	EXPRESSION TAG	UNP P0A4Z6
J	-9	THR	-	EXPRESSION TAG	UNP P0A4Z6
J	-8	GLU	-	EXPRESSION TAG	UNP P0A4Z6
J	-7	ASN	-	EXPRESSION TAG	UNP P0A4Z6
J	-6	LEU	-	EXPRESSION TAG	UNP P0A4Z6
J	-5	TYR	-	EXPRESSION TAG	UNP P0A4Z6
J	-4	PHE	-	EXPRESSION TAG	UNP P0A4Z6
J	-3	GLN	-	EXPRESSION TAG	UNP P0A4Z6
J	-2	SER	-	EXPRESSION TAG	UNP P0A4Z6
J	-1	HIS	-	EXPRESSION TAG	UNP P0A4Z6
K	-25	MET	-	EXPRESSION TAG	UNP P0A4Z6
K	-24	GLY	-	EXPRESSION TAG	UNP P0A4Z6
K	-23	SER	-	EXPRESSION TAG	UNP P0A4Z6
K	-22	SER	-	EXPRESSION TAG	UNP P0A4Z6
K	-21	HIS	-	EXPRESSION TAG	UNP P0A4Z6
K	-20	HIS	-	EXPRESSION TAG	UNP P0A4Z6
K	-19	HIS	-	EXPRESSION TAG	UNP P0A4Z6
K	-18	HIS	-	EXPRESSION TAG	UNP P0A4Z6
K	-17	HIS	-	EXPRESSION TAG	UNP P0A4Z6
K	-16	HIS	-	EXPRESSION TAG	UNP P0A4Z6
K	-15	SER	-	EXPRESSION TAG	UNP P0A4Z6
K	-14	SER	-	EXPRESSION TAG	UNP P0A4Z6
K	-13	GLY	-	EXPRESSION TAG	UNP P0A4Z6
K	-12	LEU	-	EXPRESSION TAG	UNP P0A4Z6
K	-11	GLN	-	EXPRESSION TAG	UNP P0A4Z6
K	-10	GLY	-	EXPRESSION TAG	UNP P0A4Z6
K	-9	THR	-	EXPRESSION TAG	UNP P0A4Z6
K	-8	GLU	-	EXPRESSION TAG	UNP P0A4Z6
K	-7	ASN	-	EXPRESSION TAG	UNP P0A4Z6
K	-6	LEU	-	EXPRESSION TAG	UNP P0A4Z6
K	-5	TYR	-	EXPRESSION TAG	UNP P0A4Z6
K	-4	PHE	-	EXPRESSION TAG	UNP P0A4Z6
K	-3	GLN	-	EXPRESSION TAG	UNP P0A4Z6
K	-2	SER	-	EXPRESSION TAG	UNP P0A4Z6
K	-1	HIS	-	EXPRESSION TAG	UNP P0A4Z6

Continued on next page...

Continued from previous page...

Chain	Residue	Modelled	Actual	Comment	Reference
L	-25	MET	-	EXPRESSION TAG	UNP P0A4Z6
L	-24	GLY	-	EXPRESSION TAG	UNP P0A4Z6
L	-23	SER	-	EXPRESSION TAG	UNP P0A4Z6
L	-22	SER	-	EXPRESSION TAG	UNP P0A4Z6
L	-21	HIS	-	EXPRESSION TAG	UNP P0A4Z6
L	-20	HIS	-	EXPRESSION TAG	UNP P0A4Z6
L	-19	HIS	-	EXPRESSION TAG	UNP P0A4Z6
L	-18	HIS	-	EXPRESSION TAG	UNP P0A4Z6
L	-17	HIS	-	EXPRESSION TAG	UNP P0A4Z6
L	-16	HIS	-	EXPRESSION TAG	UNP P0A4Z6
L	-15	SER	-	EXPRESSION TAG	UNP P0A4Z6
L	-14	SER	-	EXPRESSION TAG	UNP P0A4Z6
L	-13	GLY	-	EXPRESSION TAG	UNP P0A4Z6
L	-12	LEU	-	EXPRESSION TAG	UNP P0A4Z6
L	-11	GLN	-	EXPRESSION TAG	UNP P0A4Z6
L	-10	GLY	-	EXPRESSION TAG	UNP P0A4Z6
L	-9	THR	-	EXPRESSION TAG	UNP P0A4Z6
L	-8	GLU	-	EXPRESSION TAG	UNP P0A4Z6
L	-7	ASN	-	EXPRESSION TAG	UNP P0A4Z6
L	-6	LEU	-	EXPRESSION TAG	UNP P0A4Z6
L	-5	TYR	-	EXPRESSION TAG	UNP P0A4Z6
L	-4	PHE	-	EXPRESSION TAG	UNP P0A4Z6
L	-3	GLN	-	EXPRESSION TAG	UNP P0A4Z6
L	-2	SER	-	EXPRESSION TAG	UNP P0A4Z6
L	-1	HIS	-	EXPRESSION TAG	UNP P0A4Z6
M	-25	MET	-	EXPRESSION TAG	UNP P0A4Z6
M	-24	GLY	-	EXPRESSION TAG	UNP P0A4Z6
M	-23	SER	-	EXPRESSION TAG	UNP P0A4Z6
M	-22	SER	-	EXPRESSION TAG	UNP P0A4Z6
M	-21	HIS	-	EXPRESSION TAG	UNP P0A4Z6
M	-20	HIS	-	EXPRESSION TAG	UNP P0A4Z6
M	-19	HIS	-	EXPRESSION TAG	UNP P0A4Z6
M	-18	HIS	-	EXPRESSION TAG	UNP P0A4Z6
M	-17	HIS	-	EXPRESSION TAG	UNP P0A4Z6
M	-16	HIS	-	EXPRESSION TAG	UNP P0A4Z6
M	-15	SER	-	EXPRESSION TAG	UNP P0A4Z6
M	-14	SER	-	EXPRESSION TAG	UNP P0A4Z6
M	-13	GLY	-	EXPRESSION TAG	UNP P0A4Z6
M	-12	LEU	-	EXPRESSION TAG	UNP P0A4Z6
M	-11	GLN	-	EXPRESSION TAG	UNP P0A4Z6
M	-10	GLY	-	EXPRESSION TAG	UNP P0A4Z6
M	-9	THR	-	EXPRESSION TAG	UNP P0A4Z6

Continued on next page...

Continued from previous page...

Chain	Residue	Modelled	Actual	Comment	Reference
M	-8	GLU	-	EXPRESSION TAG	UNP P0A4Z6
M	-7	ASN	-	EXPRESSION TAG	UNP P0A4Z6
M	-6	LEU	-	EXPRESSION TAG	UNP P0A4Z6
M	-5	TYR	-	EXPRESSION TAG	UNP P0A4Z6
M	-4	PHE	-	EXPRESSION TAG	UNP P0A4Z6
M	-3	GLN	-	EXPRESSION TAG	UNP P0A4Z6
M	-2	SER	-	EXPRESSION TAG	UNP P0A4Z6
M	-1	HIS	-	EXPRESSION TAG	UNP P0A4Z6
N	-25	MET	-	EXPRESSION TAG	UNP P0A4Z6
N	-24	GLY	-	EXPRESSION TAG	UNP P0A4Z6
N	-23	SER	-	EXPRESSION TAG	UNP P0A4Z6
N	-22	SER	-	EXPRESSION TAG	UNP P0A4Z6
N	-21	HIS	-	EXPRESSION TAG	UNP P0A4Z6
N	-20	HIS	-	EXPRESSION TAG	UNP P0A4Z6
N	-19	HIS	-	EXPRESSION TAG	UNP P0A4Z6
N	-18	HIS	-	EXPRESSION TAG	UNP P0A4Z6
N	-17	HIS	-	EXPRESSION TAG	UNP P0A4Z6
N	-16	HIS	-	EXPRESSION TAG	UNP P0A4Z6
N	-15	SER	-	EXPRESSION TAG	UNP P0A4Z6
N	-14	SER	-	EXPRESSION TAG	UNP P0A4Z6
N	-13	GLY	-	EXPRESSION TAG	UNP P0A4Z6
N	-12	LEU	-	EXPRESSION TAG	UNP P0A4Z6
N	-11	GLN	-	EXPRESSION TAG	UNP P0A4Z6
N	-10	GLY	-	EXPRESSION TAG	UNP P0A4Z6
N	-9	THR	-	EXPRESSION TAG	UNP P0A4Z6
N	-8	GLU	-	EXPRESSION TAG	UNP P0A4Z6
N	-7	ASN	-	EXPRESSION TAG	UNP P0A4Z6
N	-6	LEU	-	EXPRESSION TAG	UNP P0A4Z6
N	-5	TYR	-	EXPRESSION TAG	UNP P0A4Z6
N	-4	PHE	-	EXPRESSION TAG	UNP P0A4Z6
N	-3	GLN	-	EXPRESSION TAG	UNP P0A4Z6
N	-2	SER	-	EXPRESSION TAG	UNP P0A4Z6
N	-1	HIS	-	EXPRESSION TAG	UNP P0A4Z6
O	-25	MET	-	EXPRESSION TAG	UNP P0A4Z6
O	-24	GLY	-	EXPRESSION TAG	UNP P0A4Z6
O	-23	SER	-	EXPRESSION TAG	UNP P0A4Z6
O	-22	SER	-	EXPRESSION TAG	UNP P0A4Z6
O	-21	HIS	-	EXPRESSION TAG	UNP P0A4Z6
O	-20	HIS	-	EXPRESSION TAG	UNP P0A4Z6
O	-19	HIS	-	EXPRESSION TAG	UNP P0A4Z6
O	-18	HIS	-	EXPRESSION TAG	UNP P0A4Z6
O	-17	HIS	-	EXPRESSION TAG	UNP P0A4Z6

Continued on next page...

Continued from previous page...

Chain	Residue	Modelled	Actual	Comment	Reference
O	-16	HIS	-	EXPRESSION TAG	UNP P0A4Z6
O	-15	SER	-	EXPRESSION TAG	UNP P0A4Z6
O	-14	SER	-	EXPRESSION TAG	UNP P0A4Z6
O	-13	GLY	-	EXPRESSION TAG	UNP P0A4Z6
O	-12	LEU	-	EXPRESSION TAG	UNP P0A4Z6
O	-11	GLN	-	EXPRESSION TAG	UNP P0A4Z6
O	-10	GLY	-	EXPRESSION TAG	UNP P0A4Z6
O	-9	THR	-	EXPRESSION TAG	UNP P0A4Z6
O	-8	GLU	-	EXPRESSION TAG	UNP P0A4Z6
O	-7	ASN	-	EXPRESSION TAG	UNP P0A4Z6
O	-6	LEU	-	EXPRESSION TAG	UNP P0A4Z6
O	-5	TYR	-	EXPRESSION TAG	UNP P0A4Z6
O	-4	PHE	-	EXPRESSION TAG	UNP P0A4Z6
O	-3	GLN	-	EXPRESSION TAG	UNP P0A4Z6
O	-2	SER	-	EXPRESSION TAG	UNP P0A4Z6
O	-1	HIS	-	EXPRESSION TAG	UNP P0A4Z6
P	-25	MET	-	EXPRESSION TAG	UNP P0A4Z6
P	-24	GLY	-	EXPRESSION TAG	UNP P0A4Z6
P	-23	SER	-	EXPRESSION TAG	UNP P0A4Z6
P	-22	SER	-	EXPRESSION TAG	UNP P0A4Z6
P	-21	HIS	-	EXPRESSION TAG	UNP P0A4Z6
P	-20	HIS	-	EXPRESSION TAG	UNP P0A4Z6
P	-19	HIS	-	EXPRESSION TAG	UNP P0A4Z6
P	-18	HIS	-	EXPRESSION TAG	UNP P0A4Z6
P	-17	HIS	-	EXPRESSION TAG	UNP P0A4Z6
P	-16	HIS	-	EXPRESSION TAG	UNP P0A4Z6
P	-15	SER	-	EXPRESSION TAG	UNP P0A4Z6
P	-14	SER	-	EXPRESSION TAG	UNP P0A4Z6
P	-13	GLY	-	EXPRESSION TAG	UNP P0A4Z6
P	-12	LEU	-	EXPRESSION TAG	UNP P0A4Z6
P	-11	GLN	-	EXPRESSION TAG	UNP P0A4Z6
P	-10	GLY	-	EXPRESSION TAG	UNP P0A4Z6
P	-9	THR	-	EXPRESSION TAG	UNP P0A4Z6
P	-8	GLU	-	EXPRESSION TAG	UNP P0A4Z6
P	-7	ASN	-	EXPRESSION TAG	UNP P0A4Z6
P	-6	LEU	-	EXPRESSION TAG	UNP P0A4Z6
P	-5	TYR	-	EXPRESSION TAG	UNP P0A4Z6
P	-4	PHE	-	EXPRESSION TAG	UNP P0A4Z6
P	-3	GLN	-	EXPRESSION TAG	UNP P0A4Z6
P	-2	SER	-	EXPRESSION TAG	UNP P0A4Z6
P	-1	HIS	-	EXPRESSION TAG	UNP P0A4Z6
Q	-25	MET	-	EXPRESSION TAG	UNP P0A4Z6

Continued on next page...

Continued from previous page...

Chain	Residue	Modelled	Actual	Comment	Reference
Q	-24	GLY	-	EXPRESSION TAG	UNP P0A4Z6
Q	-23	SER	-	EXPRESSION TAG	UNP P0A4Z6
Q	-22	SER	-	EXPRESSION TAG	UNP P0A4Z6
Q	-21	HIS	-	EXPRESSION TAG	UNP P0A4Z6
Q	-20	HIS	-	EXPRESSION TAG	UNP P0A4Z6
Q	-19	HIS	-	EXPRESSION TAG	UNP P0A4Z6
Q	-18	HIS	-	EXPRESSION TAG	UNP P0A4Z6
Q	-17	HIS	-	EXPRESSION TAG	UNP P0A4Z6
Q	-16	HIS	-	EXPRESSION TAG	UNP P0A4Z6
Q	-15	SER	-	EXPRESSION TAG	UNP P0A4Z6
Q	-14	SER	-	EXPRESSION TAG	UNP P0A4Z6
Q	-13	GLY	-	EXPRESSION TAG	UNP P0A4Z6
Q	-12	LEU	-	EXPRESSION TAG	UNP P0A4Z6
Q	-11	GLN	-	EXPRESSION TAG	UNP P0A4Z6
Q	-10	GLY	-	EXPRESSION TAG	UNP P0A4Z6
Q	-9	THR	-	EXPRESSION TAG	UNP P0A4Z6
Q	-8	GLU	-	EXPRESSION TAG	UNP P0A4Z6
Q	-7	ASN	-	EXPRESSION TAG	UNP P0A4Z6
Q	-6	LEU	-	EXPRESSION TAG	UNP P0A4Z6
Q	-5	TYR	-	EXPRESSION TAG	UNP P0A4Z6
Q	-4	PHE	-	EXPRESSION TAG	UNP P0A4Z6
Q	-3	GLN	-	EXPRESSION TAG	UNP P0A4Z6
Q	-2	SER	-	EXPRESSION TAG	UNP P0A4Z6
Q	-1	HIS	-	EXPRESSION TAG	UNP P0A4Z6
R	-25	MET	-	EXPRESSION TAG	UNP P0A4Z6
R	-24	GLY	-	EXPRESSION TAG	UNP P0A4Z6
R	-23	SER	-	EXPRESSION TAG	UNP P0A4Z6
R	-22	SER	-	EXPRESSION TAG	UNP P0A4Z6
R	-21	HIS	-	EXPRESSION TAG	UNP P0A4Z6
R	-20	HIS	-	EXPRESSION TAG	UNP P0A4Z6
R	-19	HIS	-	EXPRESSION TAG	UNP P0A4Z6
R	-18	HIS	-	EXPRESSION TAG	UNP P0A4Z6
R	-17	HIS	-	EXPRESSION TAG	UNP P0A4Z6
R	-16	HIS	-	EXPRESSION TAG	UNP P0A4Z6
R	-15	SER	-	EXPRESSION TAG	UNP P0A4Z6
R	-14	SER	-	EXPRESSION TAG	UNP P0A4Z6
R	-13	GLY	-	EXPRESSION TAG	UNP P0A4Z6
R	-12	LEU	-	EXPRESSION TAG	UNP P0A4Z6
R	-11	GLN	-	EXPRESSION TAG	UNP P0A4Z6
R	-10	GLY	-	EXPRESSION TAG	UNP P0A4Z6
R	-9	THR	-	EXPRESSION TAG	UNP P0A4Z6
R	-8	GLU	-	EXPRESSION TAG	UNP P0A4Z6

Continued on next page...

Continued from previous page...

Chain	Residue	Modelled	Actual	Comment	Reference
R	-7	ASN	-	EXPRESSION TAG	UNP P0A4Z6
R	-6	LEU	-	EXPRESSION TAG	UNP P0A4Z6
R	-5	TYR	-	EXPRESSION TAG	UNP P0A4Z6
R	-4	PHE	-	EXPRESSION TAG	UNP P0A4Z6
R	-3	GLN	-	EXPRESSION TAG	UNP P0A4Z6
R	-2	SER	-	EXPRESSION TAG	UNP P0A4Z6
R	-1	HIS	-	EXPRESSION TAG	UNP P0A4Z6
S	-25	MET	-	EXPRESSION TAG	UNP P0A4Z6
S	-24	GLY	-	EXPRESSION TAG	UNP P0A4Z6
S	-23	SER	-	EXPRESSION TAG	UNP P0A4Z6
S	-22	SER	-	EXPRESSION TAG	UNP P0A4Z6
S	-21	HIS	-	EXPRESSION TAG	UNP P0A4Z6
S	-20	HIS	-	EXPRESSION TAG	UNP P0A4Z6
S	-19	HIS	-	EXPRESSION TAG	UNP P0A4Z6
S	-18	HIS	-	EXPRESSION TAG	UNP P0A4Z6
S	-17	HIS	-	EXPRESSION TAG	UNP P0A4Z6
S	-16	HIS	-	EXPRESSION TAG	UNP P0A4Z6
S	-15	SER	-	EXPRESSION TAG	UNP P0A4Z6
S	-14	SER	-	EXPRESSION TAG	UNP P0A4Z6
S	-13	GLY	-	EXPRESSION TAG	UNP P0A4Z6
S	-12	LEU	-	EXPRESSION TAG	UNP P0A4Z6
S	-11	GLN	-	EXPRESSION TAG	UNP P0A4Z6
S	-10	GLY	-	EXPRESSION TAG	UNP P0A4Z6
S	-9	THR	-	EXPRESSION TAG	UNP P0A4Z6
S	-8	GLU	-	EXPRESSION TAG	UNP P0A4Z6
S	-7	ASN	-	EXPRESSION TAG	UNP P0A4Z6
S	-6	LEU	-	EXPRESSION TAG	UNP P0A4Z6
S	-5	TYR	-	EXPRESSION TAG	UNP P0A4Z6
S	-4	PHE	-	EXPRESSION TAG	UNP P0A4Z6
S	-3	GLN	-	EXPRESSION TAG	UNP P0A4Z6
S	-2	SER	-	EXPRESSION TAG	UNP P0A4Z6
S	-1	HIS	-	EXPRESSION TAG	UNP P0A4Z6
T	-25	MET	-	EXPRESSION TAG	UNP P0A4Z6
T	-24	GLY	-	EXPRESSION TAG	UNP P0A4Z6
T	-23	SER	-	EXPRESSION TAG	UNP P0A4Z6
T	-22	SER	-	EXPRESSION TAG	UNP P0A4Z6
T	-21	HIS	-	EXPRESSION TAG	UNP P0A4Z6
T	-20	HIS	-	EXPRESSION TAG	UNP P0A4Z6
T	-19	HIS	-	EXPRESSION TAG	UNP P0A4Z6
T	-18	HIS	-	EXPRESSION TAG	UNP P0A4Z6
T	-17	HIS	-	EXPRESSION TAG	UNP P0A4Z6
T	-16	HIS	-	EXPRESSION TAG	UNP P0A4Z6

Continued on next page...

Continued from previous page...

Chain	Residue	Modelled	Actual	Comment	Reference
T	-15	SER	-	EXPRESSION TAG	UNP P0A4Z6
T	-14	SER	-	EXPRESSION TAG	UNP P0A4Z6
T	-13	GLY	-	EXPRESSION TAG	UNP P0A4Z6
T	-12	LEU	-	EXPRESSION TAG	UNP P0A4Z6
T	-11	GLN	-	EXPRESSION TAG	UNP P0A4Z6
T	-10	GLY	-	EXPRESSION TAG	UNP P0A4Z6
T	-9	THR	-	EXPRESSION TAG	UNP P0A4Z6
T	-8	GLU	-	EXPRESSION TAG	UNP P0A4Z6
T	-7	ASN	-	EXPRESSION TAG	UNP P0A4Z6
T	-6	LEU	-	EXPRESSION TAG	UNP P0A4Z6
T	-5	TYR	-	EXPRESSION TAG	UNP P0A4Z6
T	-4	PHE	-	EXPRESSION TAG	UNP P0A4Z6
T	-3	GLN	-	EXPRESSION TAG	UNP P0A4Z6
T	-2	SER	-	EXPRESSION TAG	UNP P0A4Z6
T	-1	HIS	-	EXPRESSION TAG	UNP P0A4Z6
U	-25	MET	-	EXPRESSION TAG	UNP P0A4Z6
U	-24	GLY	-	EXPRESSION TAG	UNP P0A4Z6
U	-23	SER	-	EXPRESSION TAG	UNP P0A4Z6
U	-22	SER	-	EXPRESSION TAG	UNP P0A4Z6
U	-21	HIS	-	EXPRESSION TAG	UNP P0A4Z6
U	-20	HIS	-	EXPRESSION TAG	UNP P0A4Z6
U	-19	HIS	-	EXPRESSION TAG	UNP P0A4Z6
U	-18	HIS	-	EXPRESSION TAG	UNP P0A4Z6
U	-17	HIS	-	EXPRESSION TAG	UNP P0A4Z6
U	-16	HIS	-	EXPRESSION TAG	UNP P0A4Z6
U	-15	SER	-	EXPRESSION TAG	UNP P0A4Z6
U	-14	SER	-	EXPRESSION TAG	UNP P0A4Z6
U	-13	GLY	-	EXPRESSION TAG	UNP P0A4Z6
U	-12	LEU	-	EXPRESSION TAG	UNP P0A4Z6
U	-11	GLN	-	EXPRESSION TAG	UNP P0A4Z6
U	-10	GLY	-	EXPRESSION TAG	UNP P0A4Z6
U	-9	THR	-	EXPRESSION TAG	UNP P0A4Z6
U	-8	GLU	-	EXPRESSION TAG	UNP P0A4Z6
U	-7	ASN	-	EXPRESSION TAG	UNP P0A4Z6
U	-6	LEU	-	EXPRESSION TAG	UNP P0A4Z6
U	-5	TYR	-	EXPRESSION TAG	UNP P0A4Z6
U	-4	PHE	-	EXPRESSION TAG	UNP P0A4Z6
U	-3	GLN	-	EXPRESSION TAG	UNP P0A4Z6
U	-2	SER	-	EXPRESSION TAG	UNP P0A4Z6
U	-1	HIS	-	EXPRESSION TAG	UNP P0A4Z6
V	-25	MET	-	EXPRESSION TAG	UNP P0A4Z6
V	-24	GLY	-	EXPRESSION TAG	UNP P0A4Z6

Continued on next page...

Continued from previous page...

Chain	Residue	Modelled	Actual	Comment	Reference
V	-23	SER	-	EXPRESSION TAG	UNP P0A4Z6
V	-22	SER	-	EXPRESSION TAG	UNP P0A4Z6
V	-21	HIS	-	EXPRESSION TAG	UNP P0A4Z6
V	-20	HIS	-	EXPRESSION TAG	UNP P0A4Z6
V	-19	HIS	-	EXPRESSION TAG	UNP P0A4Z6
V	-18	HIS	-	EXPRESSION TAG	UNP P0A4Z6
V	-17	HIS	-	EXPRESSION TAG	UNP P0A4Z6
V	-16	HIS	-	EXPRESSION TAG	UNP P0A4Z6
V	-15	SER	-	EXPRESSION TAG	UNP P0A4Z6
V	-14	SER	-	EXPRESSION TAG	UNP P0A4Z6
V	-13	GLY	-	EXPRESSION TAG	UNP P0A4Z6
V	-12	LEU	-	EXPRESSION TAG	UNP P0A4Z6
V	-11	GLN	-	EXPRESSION TAG	UNP P0A4Z6
V	-10	GLY	-	EXPRESSION TAG	UNP P0A4Z6
V	-9	THR	-	EXPRESSION TAG	UNP P0A4Z6
V	-8	GLU	-	EXPRESSION TAG	UNP P0A4Z6
V	-7	ASN	-	EXPRESSION TAG	UNP P0A4Z6
V	-6	LEU	-	EXPRESSION TAG	UNP P0A4Z6
V	-5	TYR	-	EXPRESSION TAG	UNP P0A4Z6
V	-4	PHE	-	EXPRESSION TAG	UNP P0A4Z6
V	-3	GLN	-	EXPRESSION TAG	UNP P0A4Z6
V	-2	SER	-	EXPRESSION TAG	UNP P0A4Z6
V	-1	HIS	-	EXPRESSION TAG	UNP P0A4Z6
W	-25	MET	-	EXPRESSION TAG	UNP P0A4Z6
W	-24	GLY	-	EXPRESSION TAG	UNP P0A4Z6
W	-23	SER	-	EXPRESSION TAG	UNP P0A4Z6
W	-22	SER	-	EXPRESSION TAG	UNP P0A4Z6
W	-21	HIS	-	EXPRESSION TAG	UNP P0A4Z6
W	-20	HIS	-	EXPRESSION TAG	UNP P0A4Z6
W	-19	HIS	-	EXPRESSION TAG	UNP P0A4Z6
W	-18	HIS	-	EXPRESSION TAG	UNP P0A4Z6
W	-17	HIS	-	EXPRESSION TAG	UNP P0A4Z6
W	-16	HIS	-	EXPRESSION TAG	UNP P0A4Z6
W	-15	SER	-	EXPRESSION TAG	UNP P0A4Z6
W	-14	SER	-	EXPRESSION TAG	UNP P0A4Z6
W	-13	GLY	-	EXPRESSION TAG	UNP P0A4Z6
W	-12	LEU	-	EXPRESSION TAG	UNP P0A4Z6
W	-11	GLN	-	EXPRESSION TAG	UNP P0A4Z6
W	-10	GLY	-	EXPRESSION TAG	UNP P0A4Z6
W	-9	THR	-	EXPRESSION TAG	UNP P0A4Z6
W	-8	GLU	-	EXPRESSION TAG	UNP P0A4Z6
W	-7	ASN	-	EXPRESSION TAG	UNP P0A4Z6

Continued on next page...

Continued from previous page...

Chain	Residue	Modelled	Actual	Comment	Reference
W	-6	LEU	-	EXPRESSION TAG	UNP P0A4Z6
W	-5	TYR	-	EXPRESSION TAG	UNP P0A4Z6
W	-4	PHE	-	EXPRESSION TAG	UNP P0A4Z6
W	-3	GLN	-	EXPRESSION TAG	UNP P0A4Z6
W	-2	SER	-	EXPRESSION TAG	UNP P0A4Z6
W	-1	HIS	-	EXPRESSION TAG	UNP P0A4Z6
X	-25	MET	-	EXPRESSION TAG	UNP P0A4Z6
X	-24	GLY	-	EXPRESSION TAG	UNP P0A4Z6
X	-23	SER	-	EXPRESSION TAG	UNP P0A4Z6
X	-22	SER	-	EXPRESSION TAG	UNP P0A4Z6
X	-21	HIS	-	EXPRESSION TAG	UNP P0A4Z6
X	-20	HIS	-	EXPRESSION TAG	UNP P0A4Z6
X	-19	HIS	-	EXPRESSION TAG	UNP P0A4Z6
X	-18	HIS	-	EXPRESSION TAG	UNP P0A4Z6
X	-17	HIS	-	EXPRESSION TAG	UNP P0A4Z6
X	-16	HIS	-	EXPRESSION TAG	UNP P0A4Z6
X	-15	SER	-	EXPRESSION TAG	UNP P0A4Z6
X	-14	SER	-	EXPRESSION TAG	UNP P0A4Z6
X	-13	GLY	-	EXPRESSION TAG	UNP P0A4Z6
X	-12	LEU	-	EXPRESSION TAG	UNP P0A4Z6
X	-11	GLN	-	EXPRESSION TAG	UNP P0A4Z6
X	-10	GLY	-	EXPRESSION TAG	UNP P0A4Z6
X	-9	THR	-	EXPRESSION TAG	UNP P0A4Z6
X	-8	GLU	-	EXPRESSION TAG	UNP P0A4Z6
X	-7	ASN	-	EXPRESSION TAG	UNP P0A4Z6
X	-6	LEU	-	EXPRESSION TAG	UNP P0A4Z6
X	-5	TYR	-	EXPRESSION TAG	UNP P0A4Z6
X	-4	PHE	-	EXPRESSION TAG	UNP P0A4Z6
X	-3	GLN	-	EXPRESSION TAG	UNP P0A4Z6
X	-2	SER	-	EXPRESSION TAG	UNP P0A4Z6
X	-1	HIS	-	EXPRESSION TAG	UNP P0A4Z6

- Molecule 2 is CHLORIDE ION (three-letter code: CL) (formula: Cl).

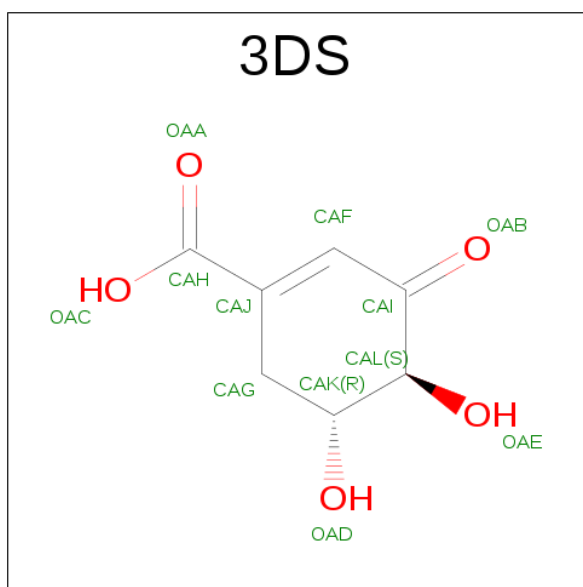
Mol	Chain	Residues	Atoms	ZeroOcc	AltConf
2	P	1	Total Cl 1 1	0	0
2	G	1	Total Cl 1 1	0	0
2	J	2	Total Cl 2 2	0	0
2	Q	1	Total Cl 1 1	0	0

Continued on next page...

Continued from previous page...

Mol	Chain	Residues	Atoms		ZeroOcc	AltConf
2	D	2	Total 2	Cl 2	0	0
2	E	2	Total 2	Cl 2	0	0
2	H	1	Total 1	Cl 1	0	0
2	B	2	Total 2	Cl 2	0	0
2	C	1	Total 1	Cl 1	0	0
2	V	2	Total 2	Cl 2	0	0
2	W	1	Total 1	Cl 1	0	0
2	A	1	Total 1	Cl 1	0	0
2	T	1	Total 1	Cl 1	0	0
2	N	1	Total 1	Cl 1	0	0
2	U	1	Total 1	Cl 1	0	0
2	O	1	Total 1	Cl 1	0	0
2	R	1	Total 1	Cl 1	0	0
2	S	1	Total 1	Cl 1	0	0
2	M	1	Total 1	Cl 1	0	0

- Molecule 3 is (4S,5R)-4,5-DIHYDROXY-3-OXOCYCLOHEX-1-ENE-1-CARBOXYLIC ACID (three-letter code: 3DS) (formula: C₇H₈O₅).



Mol	Chain	Residues	Atoms			ZeroOcc	AltConf
3	C	1	Total	C	O	0	0
			12	7	5		
3	G	1	Total	C	O	0	0
			12	7	5		

- Molecule 4 is water.

Mol	Chain	Residues	Atoms		ZeroOcc	AltConf
4	A	84	Total	O	0	0
			84	84		
4	B	88	Total	O	0	0
			88	88		
4	C	69	Total	O	0	0
			69	69		
4	D	88	Total	O	0	0
			88	88		
4	E	69	Total	O	0	0
			69	69		
4	F	79	Total	O	0	0
			79	79		
4	G	82	Total	O	0	0
			82	82		
4	H	62	Total	O	0	0
			62	62		
4	I	66	Total	O	0	0
			66	66		
4	J	63	Total	O	0	0
			63	63		

Continued on next page...


Continued from previous page...

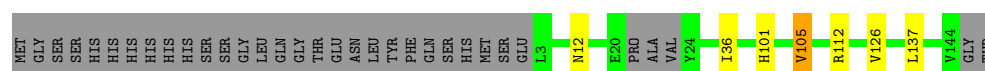
Mol	Chain	Residues	Atoms		ZeroOcc	AltConf
4	K	77	Total 77	O 77	0	0
4	L	74	Total 74	O 74	0	0
4	M	63	Total 63	O 63	0	0
4	N	74	Total 74	O 74	0	0
4	O	48	Total 48	O 48	0	0
4	P	83	Total 83	O 83	0	0
4	Q	46	Total 46	O 46	0	0
4	R	79	Total 79	O 79	0	0
4	S	63	Total 63	O 63	0	0
4	T	52	Total 52	O 52	0	0
4	U	67	Total 67	O 67	0	0
4	V	47	Total 47	O 47	0	0
4	W	47	Total 47	O 47	0	0
4	X	34	Total 34	O 34	0	0

3 Residue-property plots [i](#)

These plots are drawn for all protein, RNA and DNA chains in the entry. The first graphic for a chain summarises the proportions of the various outlier classes displayed in the second graphic. The second graphic shows the sequence view annotated by issues in geometry and electron density. Residues are color-coded according to the number of geometric quality criteria for which they contain at least one outlier: green = 0, yellow = 1, orange = 2 and red = 3 or more. A red dot above a residue indicates a poor fit to the electron density ($RSRZ > 2$). Stretches of 2 or more consecutive residues without any outlier are shown as a green connector. Residues present in the sample, but not in the model, are shown in grey.

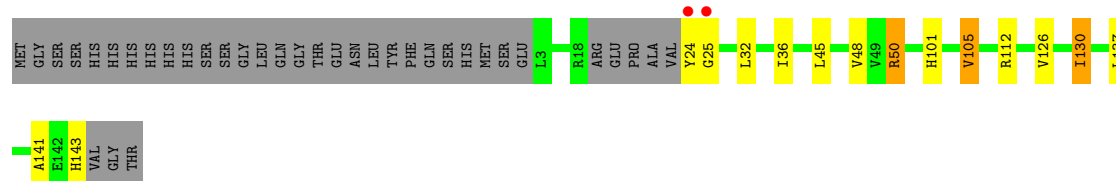
- Molecule 1: 3-dehydroquinase dehydratase

Chain A: 




- Molecule 1: 3-dehydroquinase dehydratase

Chain B: 




- Molecule 1: 3-dehydroquinase dehydratase

Chain C: 



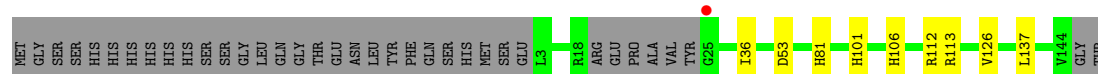
- Molecule 1: 3-dehydroquinase dehydratase

Chain D: 

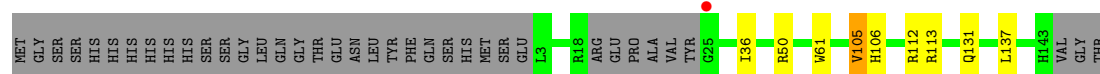
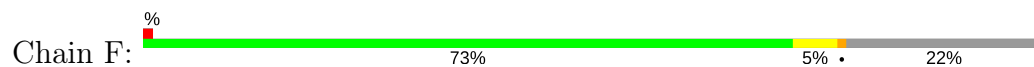


- Molecule 1: 3-dehydroquinase dehydratase

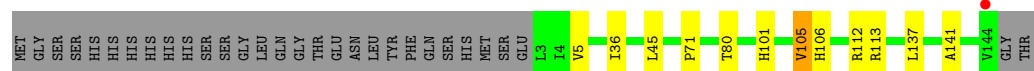
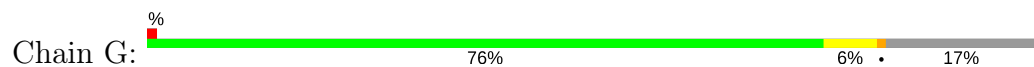
Chain E: 



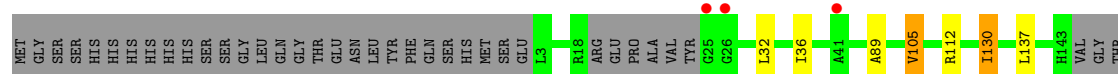
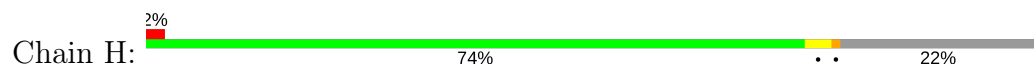
● Molecule 1: 3-dehydroquinate dehydratase



● Molecule 1: 3-dehydroquinate dehydratase



● Molecule 1: 3-dehydroquinate dehydratase



● Molecule 1: 3-dehydroquinate dehydratase



GLY
THR

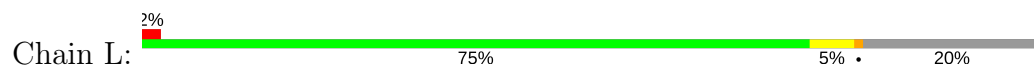
● Molecule 1: 3-dehydroquinate dehydratase

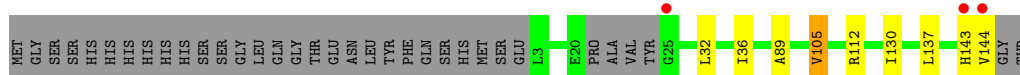


● Molecule 1: 3-dehydroquinate dehydratase

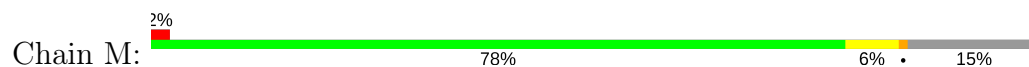


● Molecule 1: 3-dehydroquinate dehydratase

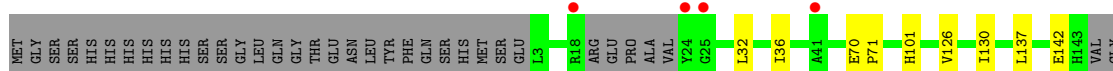
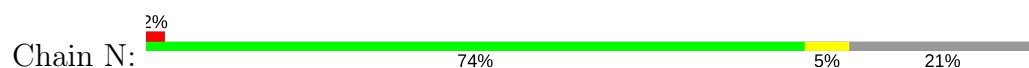




- Molecule 1: 3-dehydroquinate dehydratase

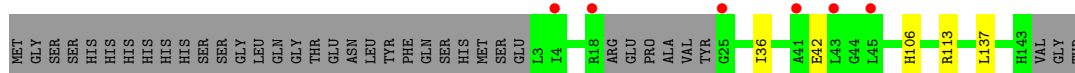
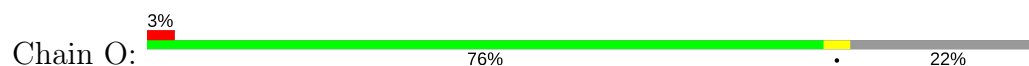


- Molecule 1: 3-dehydroquinate dehydratase

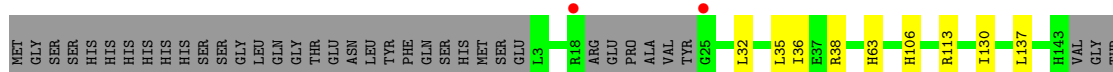
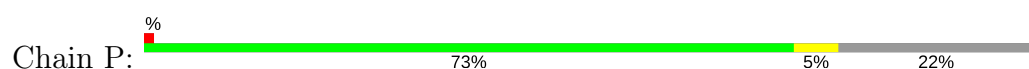


THR

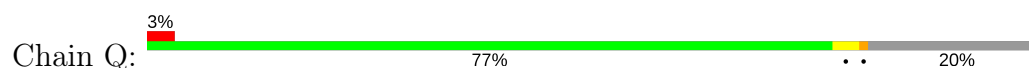
- Molecule 1: 3-dehydroquinate dehydratase



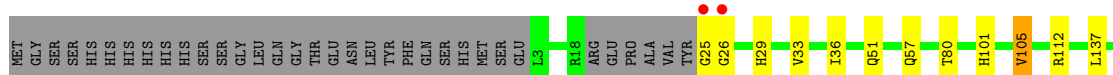
- Molecule 1: 3-dehydroquinate dehydratase



- Molecule 1: 3-dehydroquinate dehydratase

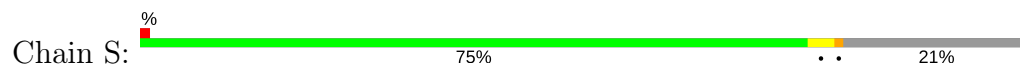


- Molecule 1: 3-dehydroquinate dehydratase

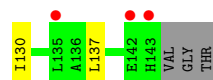
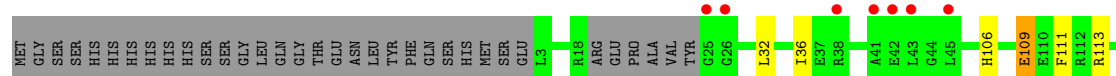
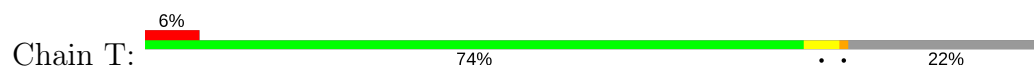




- Molecule 1: 3-dehydroquinase dehydratase



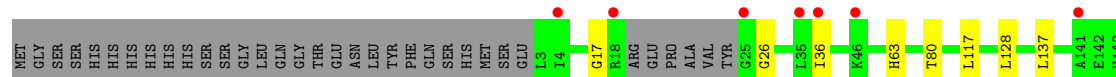
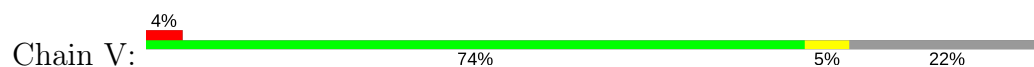
- Molecule 1: 3-dehydroquinase dehydratase



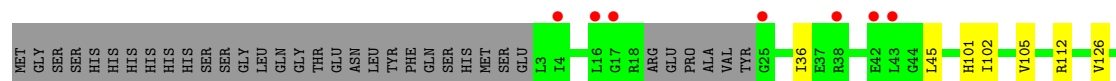
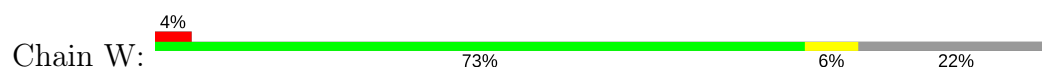
- Molecule 1: 3-dehydroquinase dehydratase



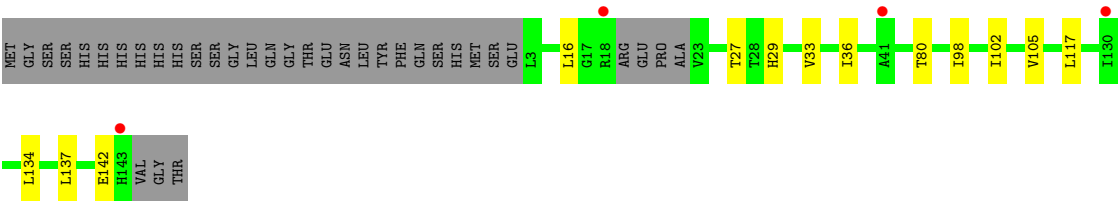
- Molecule 1: 3-dehydroquinase dehydratase



- Molecule 1: 3-dehydroquinase dehydratase



- Molecule 1: 3-dehydroquinase dehydratase



4 Data and refinement statistics

Property	Value	Source
Space group	P 1 21 1	Depositor
Cell constants a, b, c, α , β , γ	96.99Å 137.33Å 148.10Å 90.00° 95.98° 90.00°	Depositor
Resolution (Å)	50.00 – 2.52 49.10 – 2.51	Depositor EDS
% Data completeness (in resolution range)	95.1 (50.00-2.52) 95.1 (49.10-2.51)	Depositor EDS
R_{merge}	(Not available)	Depositor
R_{sym}	(Not available)	Depositor
$\langle I/\sigma(I) \rangle$ ¹	3.89 (at 2.51Å)	Xtriage
Refinement program	REFMAC 5.2.0019	Depositor
R, R_{free}	0.198 , 0.248 0.198 , 0.246	Depositor DCC
R_{free} test set	6260 reflections (5.30%)	DCC
Wilson B-factor (Å ²)	38.0	Xtriage
Anisotropy	0.080	Xtriage
Bulk solvent k_{sol} (e/Å ³), B_{sol} (Å ²)	0.33 , 38.5	EDS
L-test for twinning ²	$\langle L \rangle = 0.50$, $\langle L^2 \rangle = 0.33$	Xtriage
Estimated twinning fraction	No twinning to report.	Xtriage
F_o, F_c correlation	0.94	EDS
Total number of atoms	26321	wwPDB-VP
Average B, all atoms (Å ²)	37.0	wwPDB-VP

Xtriage's analysis on translational NCS is as follows: *The largest off-origin peak in the Patterson function is 2.42% of the height of the origin peak. No significant pseudotranslation is detected.*

¹Intensities estimated from amplitudes.

²Theoretical values of $\langle |L| \rangle$, $\langle L^2 \rangle$ for acentric reflections are 0.5, 0.333 respectively for untwinned datasets, and 0.375, 0.2 for perfectly twinned datasets.

5 Model quality

5.1 Standard geometry

Bond lengths and bond angles in the following residue types are not validated in this section: 3DS, CL

The Z score for a bond length (or angle) is the number of standard deviations the observed value is removed from the expected value. A bond length (or angle) with $|Z| > 5$ is considered an outlier worth inspection. RMSZ is the root-mean-square of all Z scores of the bond lengths (or angles).

Mol	Chain	Bond lengths		Bond angles	
		RMSZ	$\# Z > 5$	RMSZ	$\# Z > 5$
1	A	0.29	0/1063	0.46	0/1446
1	B	0.29	0/1037	0.48	0/1410
1	C	0.29	0/1089	0.48	0/1483
1	D	0.28	0/1051	0.48	0/1429
1	E	0.29	0/1034	0.47	0/1406
1	F	0.29	0/1025	0.47	0/1396
1	G	0.29	0/1102	0.48	0/1503
1	H	0.28	0/1023	0.47	0/1393
1	I	0.28	0/1031	0.48	0/1403
1	J	0.29	0/1027	0.48	0/1397
1	K	0.28	0/1032	0.48	0/1403
1	L	0.29	0/1035	0.48	0/1410
1	M	0.29	0/1121	0.49	0/1525
1	N	0.29	0/1037	0.46	0/1410
1	O	0.28	0/1032	0.47	0/1403
1	P	0.29	0/1038	0.47	0/1410
1	Q	0.28	0/1038	0.45	0/1413
1	R	0.28	0/1037	0.47	0/1410
1	S	0.28	0/1038	0.47	0/1411
1	T	0.28	0/1032	0.46	0/1403
1	U	0.29	0/1039	0.48	0/1412
1	V	0.28	0/1032	0.47	0/1403
1	W	0.28	0/1028	0.46	0/1399
1	X	0.29	0/1042	0.47	0/1417
All	All	0.28	0/25063	0.47	0/34095

There are no bond length outliers.

There are no bond angle outliers.

There are no chirality outliers.

There are no planarity outliers.

5.2 Too-close contacts

In the following table, the Non-H and H(model) columns list the number of non-hydrogen atoms and hydrogen atoms in the chain respectively. The H(added) column lists the number of hydrogen atoms added and optimized by MolProbity. The Clashes column lists the number of clashes within the asymmetric unit, whereas Symm-Clashes lists symmetry related clashes.

Mol	Chain	Non-H	H(model)	H(added)	Clashes	Symm-Clashes
1	A	1045	0	1041	4	0
1	B	1022	0	1022	9	0
1	C	1071	0	1072	8	0
1	D	1033	0	1034	5	0
1	E	1019	0	1021	6	0
1	F	1010	0	1007	5	0
1	G	1077	0	1065	7	0
1	H	1008	0	1004	4	0
1	I	1013	0	1018	5	0
1	J	1012	0	1015	4	0
1	K	1017	0	1001	4	0
1	L	1020	0	1001	7	0
1	M	1103	0	1084	8	0
1	N	1022	0	1022	4	0
1	O	1017	0	1020	2	0
1	P	1020	0	1024	6	0
1	Q	1023	0	1006	3	0
1	R	1019	0	1019	6	0
1	S	1023	0	1031	4	0
1	T	1017	0	1020	5	0
1	U	1021	0	1026	5	0
1	V	1017	0	1020	5	0
1	W	1013	0	1009	5	0
1	X	1027	0	1024	6	0
2	A	1	0	0	0	0
2	B	2	0	0	0	0
2	C	1	0	0	0	0
2	D	2	0	0	0	0
2	E	2	0	0	1	0
2	G	1	0	0	0	0
2	H	1	0	0	0	0
2	J	2	0	0	0	0
2	M	1	0	0	0	0
2	N	1	0	0	0	0
2	O	1	0	0	0	0
2	P	1	0	0	0	0
2	Q	1	0	0	0	0

Continued on next page...

Continued from previous page...

Mol	Chain	Non-H	H(model)	H(added)	Clashes	Symm-Clashes
2	R	1	0	0	0	0
2	S	1	0	0	0	0
2	T	1	0	0	0	0
2	U	1	0	0	0	0
2	V	2	0	0	0	0
2	W	1	0	0	0	0
3	C	12	0	7	0	0
3	G	12	0	7	0	0
4	A	84	0	0	0	0
4	B	88	0	0	0	0
4	C	69	0	0	2	0
4	D	88	0	0	0	0
4	E	69	0	0	0	0
4	F	79	0	0	0	0
4	G	82	0	0	0	0
4	H	62	0	0	0	0
4	I	66	0	0	0	0
4	J	63	0	0	0	0
4	K	77	0	0	0	0
4	L	74	0	0	0	0
4	M	63	0	0	0	0
4	N	74	0	0	0	0
4	O	48	0	0	0	0
4	P	83	0	0	1	0
4	Q	46	0	0	0	0
4	R	79	0	0	0	0
4	S	63	0	0	0	0
4	T	52	0	0	0	0
4	U	67	0	0	0	0
4	V	47	0	0	1	0
4	W	47	0	0	0	0
4	X	34	0	0	0	0
All	All	26321	0	24620	122	0

The all-atom clashscore is defined as the number of clashes found per 1000 atoms (including hydrogen atoms). The all-atom clashscore for this structure is 2.

All (122) close contacts within the same asymmetric unit are listed below, sorted by their clash magnitude.

Atom-1	Atom-2	Interatomic distance (Å)	Clash overlap (Å)
1:H:105:VAL:HG22	1:H:112:ARG:HB3	1.60	0.82

Continued on next page...

Continued from previous page...

Atom-1	Atom-2	Interatomic distance (Å)	Clash overlap (Å)
1:E:106:HIS:HA	1:E:113:ARG:HD3	1.61	0.82
1:B:32:LEU:HD13	1:B:130:ILE:HG12	1.63	0.79
1:G:105:VAL:HG22	1:G:112:ARG:HB3	1.66	0.77
1:D:105:VAL:HG22	1:D:112:ARG:HB3	1.66	0.76
1:L:105:VAL:HG22	1:L:112:ARG:HB3	1.69	0.74
1:C:105:VAL:HG22	1:C:112:ARG:HB3	1.70	0.73
1:F:105:VAL:HG22	1:F:112:ARG:HB3	1.71	0.70
1:J:105:VAL:HG22	1:J:112:ARG:HB3	1.75	0.69
1:W:36:ILE:HG23	1:W:137:LEU:HD11	1.75	0.68
1:R:105:VAL:HG22	1:R:112:ARG:HB3	1.76	0.67
1:N:36:ILE:HG23	1:N:137:LEU:HD11	1.78	0.66
1:J:32:LEU:HD13	1:J:130:ILE:HG13	1.79	0.65
1:T:36:ILE:HG23	1:T:137:LEU:HD11	1.78	0.65
1:C:36:ILE:HG23	1:C:137:LEU:HD11	1.79	0.65
1:B:105:VAL:HG22	1:B:112:ARG:HB3	1.79	0.65
1:L:143:HIS:HB3	1:L:144:VAL:C	2.17	0.65
1:M:36:ILE:HG23	1:M:137:LEU:HD11	1.80	0.63
1:Q:105:VAL:HG22	1:Q:112:ARG:HB3	1.81	0.63
1:P:32:LEU:HD13	1:P:130:ILE:HG13	1.80	0.62
1:M:105:VAL:HG22	1:M:112:ARG:HB3	1.83	0.61
1:S:36:ILE:HG23	1:S:137:LEU:HD11	1.82	0.61
1:K:105:VAL:HG22	1:K:112:ARG:HB3	1.83	0.60
1:R:36:ILE:HG23	1:R:137:LEU:HD11	1.84	0.60
1:H:36:ILE:HG23	1:H:137:LEU:HD11	1.84	0.60
1:Q:36:ILE:HG23	1:Q:137:LEU:HD11	1.83	0.60
1:D:36:ILE:HG23	1:D:137:LEU:HD11	1.84	0.60
1:V:36:ILE:HG23	1:V:137:LEU:HD11	1.82	0.60
1:P:35:LEU:HD23	1:P:38[B]:ARG:HH12	1.66	0.60
1:V:128:LEU:HD21	1:X:98:ILE:HD12	1.84	0.59
1:H:32:LEU:HD13	1:H:130:ILE:HG13	1.84	0.59
1:O:36:ILE:HG23	1:O:137:LEU:HD11	1.83	0.59
1:G:36:ILE:HG23	1:G:137:LEU:HD11	1.85	0.58
1:L:36:ILE:HG23	1:L:137:LEU:HD11	1.85	0.58
1:K:36:ILE:HG23	1:K:137:LEU:HD11	1.86	0.58
1:X:36:ILE:HG23	1:X:137:LEU:HD11	1.84	0.58
1:G:5:VAL:HG12	1:G:71:PRO:HG2	1.87	0.57
1:N:101:HIS:HB2	1:N:126:VAL:HG22	1.86	0.56
1:J:36:ILE:HG23	1:J:137:LEU:HD11	1.87	0.56
1:L:32:LEU:HD13	1:L:130:ILE:HG13	1.88	0.55
1:A:101:HIS:HB2	1:A:126:VAL:HG22	1.89	0.54
1:M:-5:TYR:CD1	1:M:94:SER:HB2	2.42	0.54

Continued on next page...

Continued from previous page...

Atom-1	Atom-2	Interatomic distance (Å)	Clash overlap (Å)
1:S:32:LEU:HD13	1:S:130:ILE:HG13	1.90	0.54
1:V:17:GLY:HA2	1:V:26:GLY:H	1.72	0.54
1:M:101:HIS:HB2	1:M:126:VAL:HG22	1.89	0.54
1:D:32:LEU:HD13	1:D:130:ILE:HG13	1.91	0.53
1:A:105:VAL:HG22	1:A:112:ARG:HB3	1.90	0.52
1:G:45:LEU:HD11	1:G:141:ALA:HB2	1.91	0.51
1:L:32:LEU:HD13	1:L:130:ILE:CG1	2.41	0.51
1:C:114:HIS:HD2	4:C:408:HOH:O	1.92	0.50
1:E:101:HIS:HB2	1:E:126:VAL:HG22	1.92	0.50
1:X:134:LEU:HA	1:X:137:LEU:HD12	1.94	0.50
1:W:45:LEU:HD11	1:W:141:ALA:HB2	1.92	0.50
1:P:36:ILE:HG23	1:P:137:LEU:HD11	1.93	0.50
1:B:36:ILE:HG23	1:B:137:LEU:HD11	1.93	0.49
1:I:101:HIS:HB2	1:I:126:VAL:HG22	1.94	0.49
1:P:63:HIS:HD2	4:P:1676:HOH:O	1.96	0.49
1:J:101:HIS:HB2	1:J:126:VAL:HG22	1.94	0.48
1:B:45:LEU:HD11	1:B:141:ALA:HB2	1.96	0.48
1:D:32:LEU:HD13	1:D:130:ILE:CG1	2.44	0.48
1:C:101:HIS:HB2	1:C:126:VAL:HG22	1.95	0.47
1:V:63:HIS:HD2	4:V:192:HOH:O	1.96	0.47
1:I:105:VAL:HG22	1:I:112:ARG:HB3	1.96	0.47
1:E:113:ARG:NH2	2:E:147:CL:CL	2.83	0.47
1:A:36:ILE:HG23	1:A:137:LEU:HD11	1.96	0.47
1:E:36:ILE:HG23	1:E:137:LEU:HD11	1.98	0.46
1:U:105:VAL:HG22	1:U:112:ARG:HB3	1.97	0.46
1:G:80:THR:HG21	1:G:101:HIS:HE1	1.80	0.46
1:T:106:HIS:HA	1:T:113:ARG:HG2	1.96	0.46
1:W:105:VAL:HG22	1:W:112:ARG:HB3	1.98	0.46
1:B:50:ARG:HH11	1:B:50:ARG:CG	2.29	0.46
1:W:101:HIS:HB2	1:W:126:VAL:HG22	1.97	0.46
1:F:36:ILE:HG23	1:F:137:LEU:HD11	1.98	0.45
1:G:80:THR:HG21	1:G:101:HIS:CE1	2.51	0.45
1:M:-5:TYR:CE1	1:M:94:SER:HB2	2.51	0.45
1:B:48:VAL:HG12	1:B:50:ARG:HD2	1.98	0.45
1:V:80:THR:HG23	1:V:117:LEU:HD12	1.98	0.45
1:G:106:HIS:HA	1:G:113:ARG:HG2	1.99	0.44
1:T:109:GLU:HG3	1:T:111:PHE:CE2	2.52	0.44
1:T:32:LEU:HD13	1:T:130:ILE:HG12	1.99	0.44
1:M:-7:ASN:O	1:M:-5:TYR:CD1	2.71	0.44
1:S:16:LEU:HD21	1:S:130:ILE:HD11	2.00	0.44
1:U:7:VAL:HG21	1:U:36:ILE:HG21	1.99	0.44

Continued on next page...

Continued from previous page...

Atom-1	Atom-2	Interatomic distance (Å)	Clash overlap (Å)
1:B:143:HIS:HE1	1:F:131:GLN:HG3	1.83	0.44
1:U:7:VAL:HG11	1:U:36:ILE:HD13	1.99	0.44
1:N:32:LEU:HD13	1:N:130:ILE:HG13	1.99	0.44
1:U:101:HIS:HB2	1:U:126:VAL:HG22	1.98	0.44
1:F:50:ARG:HD3	1:F:61:TRP:CE2	2.53	0.43
1:P:106:HIS:HA	1:P:113:ARG:HG2	2.00	0.43
1:C:29:HIS:O	1:C:33:VAL:HG23	2.18	0.43
1:A:12:ASN:HD21	1:L:89:ALA:HB2	1.83	0.43
1:M:-7:ASN:O	1:M:-6:LEU:HG	2.18	0.43
1:C:19:ARG:O	1:C:19:ARG:HG3	2.19	0.42
1:B:24:TYR:HA	1:B:25:GLY:HA2	1.62	0.42
1:M:106:HIS:HA	1:M:113:ARG:HG2	2.00	0.42
1:B:101:HIS:HB2	1:B:126:VAL:HG22	2.01	0.42
1:I:106:HIS:HA	1:I:113:ARG:HG2	2.02	0.42
1:S:106:HIS:HA	1:S:113:ARG:HG2	2.00	0.42
1:O:106:HIS:HA	1:O:113:ARG:HG2	2.00	0.42
1:K:106:HIS:HA	1:K:113:ARG:HG2	2.01	0.42
1:X:80:THR:HG23	1:X:117:LEU:HD12	2.02	0.42
1:R:29:HIS:O	1:R:33:VAL:HG23	2.19	0.42
1:T:109:GLU:HG3	1:T:111:PHE:CZ	2.55	0.42
1:Q:39:GLU:HG2	1:Q:134:LEU:HB3	2.02	0.41
1:X:29:HIS:O	1:X:33:VAL:HG23	2.20	0.41
1:L:143:HIS:HA	1:L:144:VAL:CB	2.50	0.41
1:C:63:HIS:HE1	1:E:53:ASP:OD2	2.04	0.41
1:W:102:ILE:HG23	1:W:129:GLY:HA2	2.02	0.41
1:R:25:GLY:HA3	1:R:26:GLY:HA3	1.79	0.41
1:U:36:ILE:HG23	1:U:137:LEU:HD11	2.02	0.41
1:F:106:HIS:HA	1:F:113:ARG:HG2	2.03	0.41
1:H:89:ALA:HB2	1:I:12:ASN:HD21	1.86	0.41
1:P:32:LEU:HD13	1:P:130:ILE:CG1	2.49	0.41
1:I:36:ILE:HG23	1:I:137:LEU:HD11	2.03	0.40
1:D:16:LEU:O	1:D:28:THR:HA	2.21	0.40
1:R:29:HIS:CE1	1:R:51:GLN:HB2	2.57	0.40
1:N:70:GLU:HA	1:N:71:PRO:HD3	1.96	0.40
1:K:101:HIS:HB2	1:K:126:VAL:HG22	2.04	0.40
1:X:16:LEU:HD21	1:X:102:ILE:HD13	2.02	0.40
1:C:63:HIS:HD2	4:C:156:HOH:O	2.04	0.40
1:E:81:HIS:CE1	1:E:112:ARG:HA	2.57	0.40
1:R:80:THR:HG21	1:R:101:HIS:CE1	2.57	0.40

There are no symmetry-related clashes.

5.3 Torsion angles ⓘ

5.3.1 Protein backbone ⓘ

In the following table, the Percentiles column shows the percent Ramachandran outliers of the chain as a percentile score with respect to all X-ray entries followed by that with respect to entries of similar resolution.

The Analysed column shows the number of residues for which the backbone conformation was analysed, and the total number of residues.

Mol	Chain	Analysed	Favoured	Allowed	Outliers	Percentiles	
1	A	136/172 (79%)	133 (98%)	3 (2%)	0	100	100
1	B	132/172 (77%)	129 (98%)	3 (2%)	0	100	100
1	C	140/172 (81%)	136 (97%)	4 (3%)	0	100	100
1	D	135/172 (78%)	132 (98%)	3 (2%)	0	100	100
1	E	132/172 (77%)	130 (98%)	2 (2%)	0	100	100
1	F	131/172 (76%)	129 (98%)	2 (2%)	0	100	100
1	G	142/172 (83%)	138 (97%)	4 (3%)	0	100	100
1	H	131/172 (76%)	128 (98%)	3 (2%)	0	100	100
1	I	132/172 (77%)	129 (98%)	3 (2%)	0	100	100
1	J	131/172 (76%)	129 (98%)	2 (2%)	0	100	100
1	K	133/172 (77%)	129 (97%)	3 (2%)	1 (1%)	22	38
1	L	134/172 (78%)	131 (98%)	3 (2%)	0	100	100
1	M	142/172 (83%)	140 (99%)	2 (1%)	0	100	100
1	N	132/172 (77%)	130 (98%)	2 (2%)	0	100	100
1	O	131/172 (76%)	127 (97%)	4 (3%)	0	100	100
1	P	132/172 (77%)	130 (98%)	2 (2%)	0	100	100
1	Q	134/172 (78%)	131 (98%)	3 (2%)	0	100	100
1	R	132/172 (77%)	127 (96%)	5 (4%)	0	100	100
1	S	132/172 (77%)	131 (99%)	1 (1%)	0	100	100
1	T	131/172 (76%)	129 (98%)	2 (2%)	0	100	100
1	U	131/172 (76%)	130 (99%)	1 (1%)	0	100	100
1	V	131/172 (76%)	129 (98%)	2 (2%)	0	100	100
1	W	131/172 (76%)	128 (98%)	3 (2%)	0	100	100
1	X	133/172 (77%)	128 (96%)	5 (4%)	0	100	100
All	All	3201/4128 (78%)	3133 (98%)	67 (2%)	1 (0%)	100	100

All (1) Ramachandran outliers are listed below:

Mol	Chain	Res	Type
1	K	19	ARG

5.3.2 Protein sidechains ⓘ

In the following table, the Percentiles column shows the percent sidechain outliers of the chain as a percentile score with respect to all X-ray entries followed by that with respect to entries of similar resolution.

The Analysed column shows the number of residues for which the sidechain conformation was analysed, and the total number of residues.

Mol	Chain	Analysed	Rotameric	Outliers	Percentiles	
1	A	106/137 (77%)	105 (99%)	1 (1%)	82	93
1	B	104/137 (76%)	101 (97%)	3 (3%)	48	73
1	C	108/137 (79%)	105 (97%)	3 (3%)	49	75
1	D	104/137 (76%)	101 (97%)	3 (3%)	48	73
1	E	104/137 (76%)	104 (100%)	0	100	100
1	F	103/137 (75%)	102 (99%)	1 (1%)	80	92
1	G	109/137 (80%)	108 (99%)	1 (1%)	82	93
1	H	102/137 (74%)	100 (98%)	2 (2%)	60	83
1	I	103/137 (75%)	101 (98%)	2 (2%)	62	84
1	J	102/137 (74%)	99 (97%)	3 (3%)	48	73
1	K	101/137 (74%)	100 (99%)	1 (1%)	80	92
1	L	101/137 (74%)	100 (99%)	1 (1%)	80	92
1	M	112/137 (82%)	110 (98%)	2 (2%)	64	85
1	N	104/137 (76%)	103 (99%)	1 (1%)	80	92
1	O	104/137 (76%)	103 (99%)	1 (1%)	80	92
1	P	103/137 (75%)	103 (100%)	0	100	100
1	Q	102/137 (74%)	101 (99%)	1 (1%)	80	92
1	R	104/137 (76%)	102 (98%)	2 (2%)	62	84
1	S	104/137 (76%)	103 (99%)	1 (1%)	80	92
1	T	104/137 (76%)	103 (99%)	1 (1%)	80	92
1	U	104/137 (76%)	103 (99%)	1 (1%)	80	92
1	V	104/137 (76%)	104 (100%)	0	100	100

Continued on next page...

Continued from previous page...

Mol	Chain	Analysed	Rotameric	Outliers	Percentiles	
1	W	103/137 (75%)	103 (100%)	0	100	100
1	X	104/137 (76%)	101 (97%)	3 (3%)	48	73
All	All	2499/3288 (76%)	2465 (99%)	34 (1%)	71	89

All (34) residues with a non-rotameric sidechain are listed below:

Mol	Chain	Res	Type
1	A	105	VAL
1	B	50	ARG
1	B	105	VAL
1	B	130	ILE
1	C	19	ARG
1	C	42	GLU
1	C	105	VAL
1	D	35	LEU
1	D	105	VAL
1	D	142	GLU
1	F	105	VAL
1	G	105	VAL
1	H	105	VAL
1	H	130	ILE
1	I	38	ARG
1	I	105	VAL
1	J	3	LEU
1	J	105	VAL
1	J	130	ILE
1	K	105	VAL
1	L	105	VAL
1	M	-6	LEU
1	M	105	VAL
1	N	142	GLU
1	O	42	GLU
1	Q	105	VAL
1	R	57	GLN
1	R	105	VAL
1	S	130	ILE
1	T	109	GLU
1	U	64	GLN
1	X	27	THR
1	X	105	VAL
1	X	142	GLU

Some sidechains can be flipped to improve hydrogen bonding and reduce clashes. All (18) such sidechains are listed below:

Mol	Chain	Res	Type
1	A	12	ASN
1	A	63	HIS
1	B	12	ASN
1	B	143	HIS
1	C	114	HIS
1	D	12	ASN
1	E	114	HIS
1	G	101	HIS
1	G	114	HIS
1	H	12	ASN
1	I	12	ASN
1	J	114	HIS
1	N	63	HIS
1	O	114	HIS
1	P	114	HIS
1	S	131	GLN
1	T	114	HIS
1	W	114	HIS

5.3.3 RNA ⓘ

There are no RNA molecules in this entry.

5.4 Non-standard residues in protein, DNA, RNA chains ⓘ

There are no non-standard protein/DNA/RNA residues in this entry.

5.5 Carbohydrates ⓘ

There are no carbohydrates in this entry.

5.6 Ligand geometry ⓘ

Of 26 ligands modelled in this entry, 24 are monoatomic - leaving 2 for Mogul analysis.

In the following table, the Counts columns list the number of bonds (or angles) for which Mogul statistics could be retrieved, the number of bonds (or angles) that are observed in the model and the number of bonds (or angles) that are defined in the chemical component dictionary. The Link column lists molecule types, if any, to which the group is linked. The Z score for a bond length

(or angle) is the number of standard deviations the observed value is removed from the expected value. A bond length (or angle) with $|Z| > 2$ is considered an outlier worth inspection. RMSZ is the root-mean-square of all Z scores of the bond lengths (or angles).

Mol	Type	Chain	Res	Link	Bond lengths			Bond angles		
					Counts	RMSZ	$\# Z > 2$	Counts	RMSZ	$\# Z > 2$
3	3DS	C	147	-	9,12,12	2.18	3 (33%)	10,17,17	1.40	1 (10%)
3	3DS	G	147	-	9,12,12	2.14	3 (33%)	10,17,17	1.54	1 (10%)

In the following table, the Chirals column lists the number of chiral outliers, the number of chiral centers analysed, the number of these observed in the model and the number defined in the chemical component dictionary. Similar counts are reported in the Torsion and Rings columns. '-' means no outliers of that kind were identified.

Mol	Type	Chain	Res	Link	Chirals	Torsions	Rings
3	3DS	C	147	-	-	0/0/20/20	0/1/1/1
3	3DS	G	147	-	-	0/0/20/20	0/1/1/1

All (6) bond length outliers are listed below:

Mol	Chain	Res	Type	Atoms	Z	Observed(Å)	Ideal(Å)
3	G	147	3DS	CAF-CAI	-3.02	1.39	1.45
3	C	147	3DS	CAF-CAI	-3.01	1.39	1.45
3	G	147	3DS	CAG-CAJ	2.16	1.54	1.50
3	C	147	3DS	CAG-CAJ	2.42	1.54	1.50
3	C	147	3DS	CAF-CAJ	4.91	1.40	1.34
3	G	147	3DS	CAF-CAJ	5.00	1.40	1.34

All (2) bond angle outliers are listed below:

Mol	Chain	Res	Type	Atoms	Z	Observed(°)	Ideal(°)
3	G	147	3DS	CAI-CAF-CAJ	-4.06	121.25	123.76
3	C	147	3DS	CAI-CAF-CAJ	-3.58	121.54	123.76

There are no chirality outliers.

There are no torsion outliers.

There are no ring outliers.

No monomer is involved in short contacts.

5.7 Other polymers ⓘ

There are no such residues in this entry.

5.8 Polymer linkage issues ⓘ

There are no chain breaks in this entry.

6 Fit of model and data ⓘ

6.1 Protein, DNA and RNA chains ⓘ

In the following table, the column labelled ‘#RSRZ> 2’ contains the number (and percentage) of RSRZ outliers, followed by percent RSRZ outliers for the chain as percentile scores relative to all X-ray entries and entries of similar resolution. The OWAB column contains the minimum, median, 95th percentile and maximum values of the occupancy-weighted average B-factor per residue. The column labelled ‘Q< 0.9’ lists the number of (and percentage) of residues with an average occupancy less than 0.9.

Mol	Chain	Analysed	<RSRZ>	#RSRZ>2	OWAB(Å ²)	Q<0.9
1	A	139/172 (80%)	-0.26	0 100 100	25, 29, 42, 46	0
1	B	136/172 (79%)	-0.41	2 (1%) 74 76	23, 29, 42, 46	0
1	C	142/172 (82%)	-0.33	0 100 100	27, 33, 45, 46	0
1	D	138/172 (80%)	-0.19	4 (2%) 52 55	24, 29, 41, 48	1 (0%)
1	E	136/172 (79%)	-0.32	1 (0%) 87 88	26, 31, 43, 47	0
1	F	135/172 (78%)	-0.41	1 (0%) 87 88	24, 28, 35, 42	0
1	G	142/172 (82%)	-0.44	1 (0%) 87 88	24, 30, 41, 48	0
1	H	135/172 (78%)	-0.06	3 (2%) 62 65	27, 33, 48, 53	0
1	I	135/172 (78%)	-0.23	2 (1%) 74 76	25, 32, 45, 47	0
1	J	135/172 (78%)	-0.22	1 (0%) 87 88	29, 34, 49, 52	0
1	K	137/172 (79%)	-0.20	0 100 100	28, 35, 52, 54	0
1	L	138/172 (80%)	-0.10	3 (2%) 62 65	26, 34, 51, 56	0
1	M	146/172 (84%)	-0.21	3 (2%) 64 66	30, 38, 50, 56	0
1	N	136/172 (79%)	-0.18	4 (2%) 52 55	29, 35, 50, 54	0
1	O	135/172 (78%)	0.19	6 (4%) 35 38	35, 45, 62, 63	0
1	P	135/172 (78%)	-0.32	2 (1%) 74 76	25, 29, 36, 43	0
1	Q	138/172 (80%)	0.16	5 (3%) 43 46	34, 42, 63, 67	0
1	R	135/172 (78%)	-0.15	2 (1%) 74 76	27, 34, 47, 49	0
1	S	136/172 (79%)	-0.15	2 (1%) 74 76	28, 33, 50, 52	0
1	T	135/172 (78%)	0.23	10 (7%) 15 16	35, 44, 62, 65	0
1	U	135/172 (78%)	-0.41	0 100 100	26, 32, 37, 46	0
1	V	135/172 (78%)	0.28	7 (5%) 28 29	38, 48, 64, 65	0
1	W	135/172 (78%)	0.12	7 (5%) 28 29	38, 47, 61, 66	0
1	X	137/172 (79%)	0.31	4 (2%) 52 55	39, 48, 71, 74	0

Continued on next page...

Continued from previous page...

Mol	Chain	Analysed	<RSRZ>	#RSRZ>2	OWAB(Å ²)	Q<0.9
All	All	3286/4128 (79%)	-0.14	70 (2%) 64 66	23, 35, 56, 74	1 (0%)

All (70) RSRZ outliers are listed below:

Mol	Chain	Res	Type	RSRZ
1	W	25	GLY	5.6
1	M	25	GLY	5.4
1	V	25	GLY	5.2
1	R	25	GLY	4.9
1	L	144	VAL	4.9
1	S	25	GLY	4.8
1	H	25	GLY	4.7
1	I	25	GLY	4.2
1	D	25	GLY	4.1
1	O	41	ALA	4.1
1	E	25	GLY	3.7
1	D	144	VAL	3.6
1	O	25	GLY	3.4
1	B	25	GLY	3.4
1	N	24	TYR	3.3
1	D	24	TYR	3.2
1	O	4	ILE	3.2
1	Q	26	GLY	3.2
1	Q	24	TYR	3.2
1	W	4	ILE	3.1
1	P	25	GLY	3.1
1	Q	25	GLY	3.0
1	F	25	GLY	2.9
1	T	26	GLY	2.9
1	O	43	LEU	2.9
1	W	38	ARG	2.8
1	L	143	HIS	2.8
1	L	25	GLY	2.8
1	G	144	VAL	2.7
1	M	18	ARG	2.7
1	T	42	GLU	2.7
1	J	25	GLY	2.7
1	V	4	ILE	2.7
1	V	46	LYS	2.6
1	X	143	HIS	2.6
1	Q	143	HIS	2.6
1	T	143	HIS	2.6

Continued on next page...

Continued from previous page...

Mol	Chain	Res	Type	RSRZ
1	X	130	ILE	2.5
1	T	43	LEU	2.5
1	D	143	HIS	2.5
1	W	43	LEU	2.5
1	T	45	LEU	2.5
1	T	25	GLY	2.5
1	V	141	ALA	2.5
1	R	26	GLY	2.4
1	W	42	GLU	2.4
1	N	18	ARG	2.4
1	S	38	ARG	2.4
1	N	25	GLY	2.3
1	W	17	GLY	2.3
1	O	18	ARG	2.3
1	X	41	ALA	2.3
1	M	17	GLY	2.3
1	T	142	GLU	2.3
1	T	135	LEU	2.3
1	T	38	ARG	2.2
1	V	18	ARG	2.2
1	N	41	ALA	2.2
1	X	18	ARG	2.2
1	O	45	LEU	2.2
1	W	16	LEU	2.2
1	H	41	ALA	2.2
1	H	26	GLY	2.1
1	B	24	TYR	2.1
1	V	36	ILE	2.1
1	I	26	GLY	2.1
1	P	18	ARG	2.1
1	V	35	LEU	2.0
1	Q	34	ALA	2.0
1	T	41	ALA	2.0

6.2 Non-standard residues in protein, DNA, RNA chains ⓘ

There are no non-standard protein/DNA/RNA residues in this entry.

6.3 Carbohydrates ⓘ

There are no carbohydrates in this entry.

6.4 Ligands ⓘ

In the following table, the Atoms column lists the number of modelled atoms in the group and the number defined in the chemical component dictionary. LLDF column lists the quality of electron density of the group with respect to its neighbouring residues in protein, DNA or RNA chains. The B-factors column lists the minimum, median, 95th percentile and maximum values of B factors of atoms in the group. The column labelled 'Q< 0.9' lists the number of atoms with occupancy less than 0.9.

Mol	Type	Chain	Res	Atoms	RSCC	RSR	LLDF	B-factors(Å ²)	Q<0.9
2	CL	D	148	1/1	0.99	0.20	3.71	25,25,25,25	0
2	CL	O	147	1/1	0.99	0.21	2.84	31,31,31,31	0
3	3DS	C	147	12/12	0.92	0.22	2.61	52,52,53,53	0
2	CL	A	147	1/1	0.99	0.18	2.55	19,19,19,19	0
2	CL	J	147	1/1	0.98	0.17	2.42	24,24,24,24	0
2	CL	D	147	1/1	0.99	0.14	2.19	20,20,20,20	0
3	3DS	G	147	12/12	0.95	0.17	2.10	38,39,39,39	0
2	CL	U	147	1/1	0.98	0.18	1.92	29,29,29,29	0
2	CL	P	147	1/1	0.99	0.15	1.09	23,23,23,23	0
2	CL	S	147	1/1	1.00	0.15	0.83	20,20,20,20	0
2	CL	C	148	1/1	0.99	0.14	0.75	28,28,28,28	0
2	CL	W	147	1/1	0.99	0.16	0.52	34,34,34,34	0
2	CL	B	147	1/1	1.00	0.12	0.20	21,21,21,21	0
2	CL	V	147	1/1	0.98	0.16	-0.11	28,28,28,28	0
2	CL	E	148	1/1	0.99	0.13	-0.27	23,23,23,23	0
2	CL	M	147	1/1	0.96	0.13	-0.29	27,27,27,27	0
2	CL	R	147	1/1	0.99	0.11	-0.93	23,23,23,23	0
2	CL	H	147	1/1	0.99	0.14	-0.94	20,20,20,20	0
2	CL	J	148	1/1	0.99	0.13	-0.98	32,32,32,32	0
2	CL	G	148	1/1	0.99	0.10	-1.37	22,22,22,22	0
2	CL	N	147	1/1	0.98	0.10	-1.94	26,26,26,26	0
2	CL	V	148	1/1	0.99	0.10	-2.33	36,36,36,36	0
2	CL	T	147	1/1	0.99	0.09	-2.57	27,27,27,27	0
2	CL	Q	147	1/1	0.98	0.07	-3.58	34,34,34,34	0
2	CL	B	148	1/1	0.98	0.09	-4.28	27,27,27,27	0
2	CL	E	147	1/1	0.99	0.11	-4.68	26,26,26,26	0

6.5 Other polymers ⓘ

There are no such residues in this entry.