



wwPDB X-ray Structure Validation Summary Report ⓘ

Mar 4, 2018 – 12:57 AM EST

PDB ID : 5N8D
Title : Structure of the distal domain of mouse adenovirus 2 fibre, P21 native
Authors : Singh, A.K.; van Raaij, M.J.
Deposited on : 2017-02-23
Resolution : 1.80 Å(reported)

This is a wwPDB X-ray Structure Validation Summary Report for a publicly released PDB entry.

We welcome your comments at validation@mail.wwpdb.org

A user guide is available at

<http://wwpdb.org/validation/2016/XrayValidationReportHelp>

with specific help available everywhere you see the ⓘ symbol.

The following versions of software and data (see [references ⓘ](#)) were used in the production of this report:

MolProbity : 4.02b-467
Mogul : 1.7.2 (RC1), CSD as538be (2017)
Xtriage (Phenix) : 1.9-1692
EDS : rb-20030736
Percentile statistics : 20161228.v01 (using entries in the PDB archive December 28th 2016)
Refmac : 5.8.0135
CCP4 : 6.5.0
Ideal geometry (proteins) : Engh & Huber (2001)
Ideal geometry (DNA, RNA) : Parkinson et al. (1996)
Validation Pipeline (wwPDB-VP) : rb-20030736

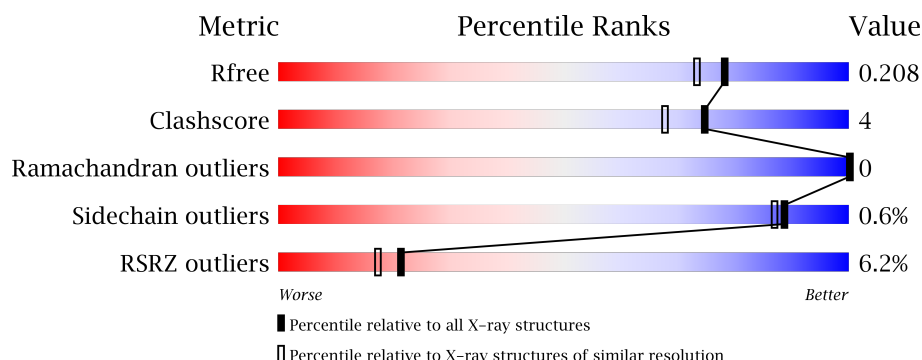
1 Overall quality at a glance

The following experimental techniques were used to determine the structure:

X-RAY DIFFRACTION

The reported resolution of this entry is 1.80 Å.

Percentile scores (ranging between 0-100) for global validation metrics of the entry are shown in the following graphic. The table shows the number of entries on which the scores are based.




Metric	Whole archive (#Entries)	Similar resolution (#Entries, resolution range(Å))
R_{free}	100719	4827 (1.80-1.80)
Clashscore	112137	5742 (1.80-1.80)
Ramachandran outliers	110173	5676 (1.80-1.80)
Sidechain outliers	110143	5675 (1.80-1.80)
RSRZ outliers	101464	4906 (1.80-1.80)

The table below summarises the geometric issues observed across the polymeric chains and their fit to the electron density. The red, orange, yellow and green segments on the lower bar indicate the fraction of residues that contain outliers for ≥ 3 , 2, 1 and 0 types of geometric quality criteria. A grey segment represents the fraction of residues that are not modelled. The numeric value for each fraction is indicated below the corresponding segment, with a dot representing fractions $\leq 5\%$. The upper red bar (where present) indicates the fraction of residues that have poor fit to the electron density. The numeric value is given above the bar.

Mol	Chain	Length	Quality of chain
1	A	237	<div> <div>8%</div> <div> <div></div> <div>77%</div> <div>5%</div> <div>18%</div> </div> </div>
1	B	237	<div> <div>4%</div> <div> <div></div> <div>75%</div> <div>7%</div> <div>18%</div> </div> </div>
1	C	237	<div> <div>4%</div> <div> <div></div> <div>76%</div> <div>6%</div> <div>18%</div> </div> </div>
1	D	237	<div> <div>5%</div> <div> <div></div> <div>78%</div> <div>5%</div> <div>18%</div> </div> </div>
1	E	237	<div> <div>4%</div> <div> <div></div> <div>76%</div> <div>6%</div> <div>18%</div> </div> </div>

Continued on next page...

Continued from previous page...

Mol	Chain	Length	Quality of chain
1	F	237	

The following table lists non-polymeric compounds, carbohydrate monomers and non-standard residues in protein, DNA, RNA chains that are outliers for geometric or electron-density-fit criteria:

Mol	Type	Chain	Res	Chirality	Geometry	Clashes	Electron density
2	GOL	A	801	-	-	-	X
2	GOL	B	802	-	-	-	X
2	GOL	C	801	-	-	-	X
2	GOL	E	801	-	-	-	X
3	CL	A	803	-	-	-	X

2 Entry composition [i](#)

There are 4 unique types of molecules in this entry. The entry contains 10928 atoms, of which 0 are hydrogens and 0 are deuteriums.

In the tables below, the ZeroOcc column contains the number of atoms modelled with zero occupancy, the AltConf column contains the number of residues with at least one atom in alternate conformation and the Trace column contains the number of residues modelled with at most 2 atoms.

- Molecule 1 is a protein called Fiber.

Mol	Chain	Residues	Atoms					ZeroOcc	AltConf	Trace
1	A	194	Total	C	N	O	S	0	5	0
			1522	968	243	298	13			
1	B	195	Total	C	N	O	S	0	3	0
			1521	967	244	298	12			
1	C	194	Total	C	N	O	S	0	12	0
			1559	993	248	303	15			
1	D	195	Total	C	N	O	S	0	4	0
			1533	974	250	297	12			
1	E	194	Total	C	N	O	S	0	8	0
			1542	981	248	299	14			
1	F	194	Total	C	N	O	S	0	8	0
			1537	977	246	300	14			

There are 210 discrepancies between the modelled and reference sequences:

Chain	Residue	Modelled	Actual	Comment	Reference
A	551	GLY	-	expression tag	UNP E7CH51
A	552	SER	-	expression tag	UNP E7CH51
A	553	SER	-	expression tag	UNP E7CH51
A	554	HIS	-	expression tag	UNP E7CH51
A	555	HIS	-	expression tag	UNP E7CH51
A	556	HIS	-	expression tag	UNP E7CH51
A	557	HIS	-	expression tag	UNP E7CH51
A	558	HIS	-	expression tag	UNP E7CH51
A	559	HIS	-	expression tag	UNP E7CH51
A	560	SER	-	expression tag	UNP E7CH51
A	561	SER	-	expression tag	UNP E7CH51
A	562	GLY	-	expression tag	UNP E7CH51
A	563	LEU	-	expression tag	UNP E7CH51
A	564	VAL	-	expression tag	UNP E7CH51
A	565	PRO	-	expression tag	UNP E7CH51
A	566	ARG	-	expression tag	UNP E7CH51
A	567	GLY	-	expression tag	UNP E7CH51

Continued on next page...

Continued from previous page...

Chain	Residue	Modelled	Actual	Comment	Reference
A	568	SER	-	expression tag	UNP E7CH51
A	569	HIS	-	expression tag	UNP E7CH51
A	570	MET	-	expression tag	UNP E7CH51
A	571	ALA	-	expression tag	UNP E7CH51
A	572	SER	-	expression tag	UNP E7CH51
A	573	MET	-	expression tag	UNP E7CH51
A	574	THR	-	expression tag	UNP E7CH51
A	575	GLY	-	expression tag	UNP E7CH51
A	576	GLY	-	expression tag	UNP E7CH51
A	577	GLN	-	expression tag	UNP E7CH51
A	578	GLN	-	expression tag	UNP E7CH51
A	579	MET	-	expression tag	UNP E7CH51
A	580	GLY	-	expression tag	UNP E7CH51
A	581	ARG	-	expression tag	UNP E7CH51
A	582	GLY	-	expression tag	UNP E7CH51
A	583	SER	-	expression tag	UNP E7CH51
A	584	GLU	-	expression tag	UNP E7CH51
A	585	PHE	-	expression tag	UNP E7CH51
B	551	GLY	-	expression tag	UNP E7CH51
B	552	SER	-	expression tag	UNP E7CH51
B	553	SER	-	expression tag	UNP E7CH51
B	554	HIS	-	expression tag	UNP E7CH51
B	555	HIS	-	expression tag	UNP E7CH51
B	556	HIS	-	expression tag	UNP E7CH51
B	557	HIS	-	expression tag	UNP E7CH51
B	558	HIS	-	expression tag	UNP E7CH51
B	559	HIS	-	expression tag	UNP E7CH51
B	560	SER	-	expression tag	UNP E7CH51
B	561	SER	-	expression tag	UNP E7CH51
B	562	GLY	-	expression tag	UNP E7CH51
B	563	LEU	-	expression tag	UNP E7CH51
B	564	VAL	-	expression tag	UNP E7CH51
B	565	PRO	-	expression tag	UNP E7CH51
B	566	ARG	-	expression tag	UNP E7CH51
B	567	GLY	-	expression tag	UNP E7CH51
B	568	SER	-	expression tag	UNP E7CH51
B	569	HIS	-	expression tag	UNP E7CH51
B	570	MET	-	expression tag	UNP E7CH51
B	571	ALA	-	expression tag	UNP E7CH51
B	572	SER	-	expression tag	UNP E7CH51
B	573	MET	-	expression tag	UNP E7CH51
B	574	THR	-	expression tag	UNP E7CH51

Continued on next page...

Continued from previous page...

Chain	Residue	Modelled	Actual	Comment	Reference
B	575	GLY	-	expression tag	UNP E7CH51
B	576	GLY	-	expression tag	UNP E7CH51
B	577	GLN	-	expression tag	UNP E7CH51
B	578	GLN	-	expression tag	UNP E7CH51
B	579	MET	-	expression tag	UNP E7CH51
B	580	GLY	-	expression tag	UNP E7CH51
B	581	ARG	-	expression tag	UNP E7CH51
B	582	GLY	-	expression tag	UNP E7CH51
B	583	SER	-	expression tag	UNP E7CH51
B	584	GLU	-	expression tag	UNP E7CH51
B	585	PHE	-	expression tag	UNP E7CH51
C	551	GLY	-	expression tag	UNP E7CH51
C	552	SER	-	expression tag	UNP E7CH51
C	553	SER	-	expression tag	UNP E7CH51
C	554	HIS	-	expression tag	UNP E7CH51
C	555	HIS	-	expression tag	UNP E7CH51
C	556	HIS	-	expression tag	UNP E7CH51
C	557	HIS	-	expression tag	UNP E7CH51
C	558	HIS	-	expression tag	UNP E7CH51
C	559	HIS	-	expression tag	UNP E7CH51
C	560	SER	-	expression tag	UNP E7CH51
C	561	SER	-	expression tag	UNP E7CH51
C	562	GLY	-	expression tag	UNP E7CH51
C	563	LEU	-	expression tag	UNP E7CH51
C	564	VAL	-	expression tag	UNP E7CH51
C	565	PRO	-	expression tag	UNP E7CH51
C	566	ARG	-	expression tag	UNP E7CH51
C	567	GLY	-	expression tag	UNP E7CH51
C	568	SER	-	expression tag	UNP E7CH51
C	569	HIS	-	expression tag	UNP E7CH51
C	570	MET	-	expression tag	UNP E7CH51
C	571	ALA	-	expression tag	UNP E7CH51
C	572	SER	-	expression tag	UNP E7CH51
C	573	MET	-	expression tag	UNP E7CH51
C	574	THR	-	expression tag	UNP E7CH51
C	575	GLY	-	expression tag	UNP E7CH51
C	576	GLY	-	expression tag	UNP E7CH51
C	577	GLN	-	expression tag	UNP E7CH51
C	578	GLN	-	expression tag	UNP E7CH51
C	579	MET	-	expression tag	UNP E7CH51
C	580	GLY	-	expression tag	UNP E7CH51
C	581	ARG	-	expression tag	UNP E7CH51

Continued on next page...

Continued from previous page...

Chain	Residue	Modelled	Actual	Comment	Reference
C	582	GLY	-	expression tag	UNP E7CH51
C	583	SER	-	expression tag	UNP E7CH51
C	584	GLU	-	expression tag	UNP E7CH51
C	585	PHE	-	expression tag	UNP E7CH51
D	551	GLY	-	expression tag	UNP E7CH51
D	552	SER	-	expression tag	UNP E7CH51
D	553	SER	-	expression tag	UNP E7CH51
D	554	HIS	-	expression tag	UNP E7CH51
D	555	HIS	-	expression tag	UNP E7CH51
D	556	HIS	-	expression tag	UNP E7CH51
D	557	HIS	-	expression tag	UNP E7CH51
D	558	HIS	-	expression tag	UNP E7CH51
D	559	HIS	-	expression tag	UNP E7CH51
D	560	SER	-	expression tag	UNP E7CH51
D	561	SER	-	expression tag	UNP E7CH51
D	562	GLY	-	expression tag	UNP E7CH51
D	563	LEU	-	expression tag	UNP E7CH51
D	564	VAL	-	expression tag	UNP E7CH51
D	565	PRO	-	expression tag	UNP E7CH51
D	566	ARG	-	expression tag	UNP E7CH51
D	567	GLY	-	expression tag	UNP E7CH51
D	568	SER	-	expression tag	UNP E7CH51
D	569	HIS	-	expression tag	UNP E7CH51
D	570	MET	-	expression tag	UNP E7CH51
D	571	ALA	-	expression tag	UNP E7CH51
D	572	SER	-	expression tag	UNP E7CH51
D	573	MET	-	expression tag	UNP E7CH51
D	574	THR	-	expression tag	UNP E7CH51
D	575	GLY	-	expression tag	UNP E7CH51
D	576	GLY	-	expression tag	UNP E7CH51
D	577	GLN	-	expression tag	UNP E7CH51
D	578	GLN	-	expression tag	UNP E7CH51
D	579	MET	-	expression tag	UNP E7CH51
D	580	GLY	-	expression tag	UNP E7CH51
D	581	ARG	-	expression tag	UNP E7CH51
D	582	GLY	-	expression tag	UNP E7CH51
D	583	SER	-	expression tag	UNP E7CH51
D	584	GLU	-	expression tag	UNP E7CH51
D	585	PHE	-	expression tag	UNP E7CH51
E	551	GLY	-	expression tag	UNP E7CH51
E	552	SER	-	expression tag	UNP E7CH51
E	553	SER	-	expression tag	UNP E7CH51

Continued on next page...

Continued from previous page...

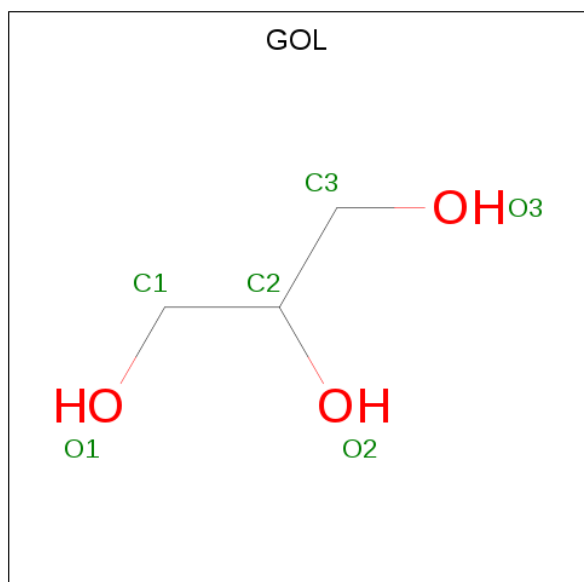
Chain	Residue	Modelled	Actual	Comment	Reference
E	554	HIS	-	expression tag	UNP E7CH51
E	555	HIS	-	expression tag	UNP E7CH51
E	556	HIS	-	expression tag	UNP E7CH51
E	557	HIS	-	expression tag	UNP E7CH51
E	558	HIS	-	expression tag	UNP E7CH51
E	559	HIS	-	expression tag	UNP E7CH51
E	560	SER	-	expression tag	UNP E7CH51
E	561	SER	-	expression tag	UNP E7CH51
E	562	GLY	-	expression tag	UNP E7CH51
E	563	LEU	-	expression tag	UNP E7CH51
E	564	VAL	-	expression tag	UNP E7CH51
E	565	PRO	-	expression tag	UNP E7CH51
E	566	ARG	-	expression tag	UNP E7CH51
E	567	GLY	-	expression tag	UNP E7CH51
E	568	SER	-	expression tag	UNP E7CH51
E	569	HIS	-	expression tag	UNP E7CH51
E	570	MET	-	expression tag	UNP E7CH51
E	571	ALA	-	expression tag	UNP E7CH51
E	572	SER	-	expression tag	UNP E7CH51
E	573	MET	-	expression tag	UNP E7CH51
E	574	THR	-	expression tag	UNP E7CH51
E	575	GLY	-	expression tag	UNP E7CH51
E	576	GLY	-	expression tag	UNP E7CH51
E	577	GLN	-	expression tag	UNP E7CH51
E	578	GLN	-	expression tag	UNP E7CH51
E	579	MET	-	expression tag	UNP E7CH51
E	580	GLY	-	expression tag	UNP E7CH51
E	581	ARG	-	expression tag	UNP E7CH51
E	582	GLY	-	expression tag	UNP E7CH51
E	583	SER	-	expression tag	UNP E7CH51
E	584	GLU	-	expression tag	UNP E7CH51
E	585	PHE	-	expression tag	UNP E7CH51
F	551	GLY	-	expression tag	UNP E7CH51
F	552	SER	-	expression tag	UNP E7CH51
F	553	SER	-	expression tag	UNP E7CH51
F	554	HIS	-	expression tag	UNP E7CH51
F	555	HIS	-	expression tag	UNP E7CH51
F	556	HIS	-	expression tag	UNP E7CH51
F	557	HIS	-	expression tag	UNP E7CH51
F	558	HIS	-	expression tag	UNP E7CH51
F	559	HIS	-	expression tag	UNP E7CH51
F	560	SER	-	expression tag	UNP E7CH51

Continued on next page...

Continued from previous page...

Chain	Residue	Modelled	Actual	Comment	Reference
F	561	SER	-	expression tag	UNP E7CH51
F	562	GLY	-	expression tag	UNP E7CH51
F	563	LEU	-	expression tag	UNP E7CH51
F	564	VAL	-	expression tag	UNP E7CH51
F	565	PRO	-	expression tag	UNP E7CH51
F	566	ARG	-	expression tag	UNP E7CH51
F	567	GLY	-	expression tag	UNP E7CH51
F	568	SER	-	expression tag	UNP E7CH51
F	569	HIS	-	expression tag	UNP E7CH51
F	570	MET	-	expression tag	UNP E7CH51
F	571	ALA	-	expression tag	UNP E7CH51
F	572	SER	-	expression tag	UNP E7CH51
F	573	MET	-	expression tag	UNP E7CH51
F	574	THR	-	expression tag	UNP E7CH51
F	575	GLY	-	expression tag	UNP E7CH51
F	576	GLY	-	expression tag	UNP E7CH51
F	577	GLN	-	expression tag	UNP E7CH51
F	578	GLN	-	expression tag	UNP E7CH51
F	579	MET	-	expression tag	UNP E7CH51
F	580	GLY	-	expression tag	UNP E7CH51
F	581	ARG	-	expression tag	UNP E7CH51
F	582	GLY	-	expression tag	UNP E7CH51
F	583	SER	-	expression tag	UNP E7CH51
F	584	GLU	-	expression tag	UNP E7CH51
F	585	PHE	-	expression tag	UNP E7CH51

- Molecule 2 is GLYCEROL (three-letter code: GOL) (formula: C₃H₈O₃).



Mol	Chain	Residues	Atoms	ZeroOcc	AltConf
2	A	1	Total C O 6 3 3	0	0
2	B	1	Total C O 6 3 3	0	0
2	B	1	Total C O 6 3 3	0	0
2	C	1	Total C O 6 3 3	0	0
2	D	1	Total C O 6 3 3	0	0
2	E	1	Total C O 6 3 3	0	0
2	F	1	Total C O 6 3 3	0	0

- Molecule 3 is CHLORIDE ION (three-letter code: CL) (formula: Cl).

Mol	Chain	Residues	Atoms	ZeroOcc	AltConf
3	D	1	Total Cl 1 1	0	0
3	E	1	Total Cl 1 1	0	0
3	B	1	Total Cl 1 1	0	0
3	C	1	Total Cl 1 1	0	0
3	A	2	Total Cl 2 2	0	0
3	F	2	Total Cl 2 2	0	0

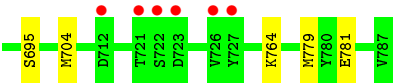
- Molecule 4 is water.

Mol	Chain	Residues	Atoms	ZeroOcc	AltConf
4	A	263	Total O 263 263	0	0
4	B	259	Total O 259 259	0	0
4	C	297	Total O 297 297	0	0
4	D	279	Total O 279 279	0	0
4	E	304	Total O 304 304	0	0

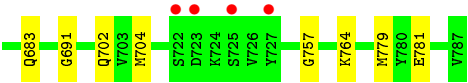
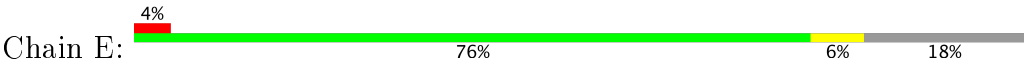
Continued on next page...

Continued from previous page...

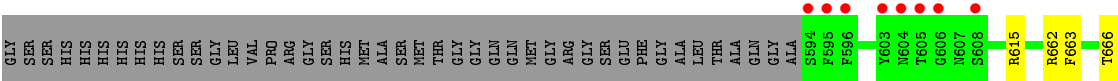
Mol	Chain	Residues	Atoms		ZeroOcc	AltConf
4	F	262	Total 262	O 262	0	0



● Molecule 1: Fiber



● Molecule 1: Fiber



4 Data and refinement statistics

Property	Value	Source
Space group	P 1 21 1	Depositor
Cell constants a, b, c, α , β , γ	93.88Å 100.60Å 95.47Å 90.00° 116.28° 90.00°	Depositor
Resolution (Å)	29.66 – 1.80 29.66 – 1.80	Depositor EDS
% Data completeness (in resolution range)	98.1 (29.66-1.80) 98.1 (29.66-1.80)	Depositor EDS
R_{merge}	0.08	Depositor
R_{sym}	(Not available)	Depositor
$\langle I/\sigma(I) \rangle$ ¹	2.46 (at 1.80Å)	Xtriage
Refinement program	REFMAC 5.8.0158	Depositor
R, R_{free}	0.168 , 0.201 0.177 , 0.208	Depositor DCC
R_{free} test set	3783 reflections (2.69%)	DCC
Wilson B-factor (Å ²)	17.7	Xtriage
Anisotropy	0.521	Xtriage
Bulk solvent k_{sol} (e/Å ³), B_{sol} (Å ²)	0.36 , 51.4	EDS
L-test for twinning ²	$\langle L \rangle = 0.49$, $\langle L^2 \rangle = 0.32$	Xtriage
Estimated twinning fraction	0.016 for l,-k,h	Xtriage
F_o, F_c correlation	0.96	EDS
Total number of atoms	10928	wwPDB-VP
Average B, all atoms (Å ²)	25.0	wwPDB-VP

Xtriage's analysis on translational NCS is as follows: *The largest off-origin peak in the Patterson function is 4.54% of the height of the origin peak. No significant pseudotranslation is detected.*

¹Intensities estimated from amplitudes.

²Theoretical values of $\langle |L| \rangle$, $\langle L^2 \rangle$ for acentric reflections are 0.5, 0.333 respectively for untwinned datasets, and 0.375, 0.2 for perfectly twinned datasets.

5 Model quality [i](#)

5.1 Standard geometry [i](#)

Bond lengths and bond angles in the following residue types are not validated in this section: GOL, CL

The Z score for a bond length (or angle) is the number of standard deviations the observed value is removed from the expected value. A bond length (or angle) with $|Z| > 5$ is considered an outlier worth inspection. RMSZ is the root-mean-square of all Z scores of the bond lengths (or angles).

Mol	Chain	Bond lengths		Bond angles	
		RMSZ	$\# Z > 5$	RMSZ	$\# Z > 5$
1	A	0.67	0/1572	0.79	1/2132 (0.0%)
1	B	0.67	0/1568	0.79	2/2128 (0.1%)
1	C	0.67	0/1644	0.77	0/2230
1	D	0.65	0/1579	0.76	0/2141
1	E	0.70	0/1608	0.78	1/2180 (0.0%)
1	F	0.65	0/1600	0.81	2/2169 (0.1%)
All	All	0.67	0/9571	0.78	6/12980 (0.0%)

There are no bond length outliers.

The worst 5 of 6 bond angle outliers are listed below:

Mol	Chain	Res	Type	Atoms	Z	Observed(°)	Ideal(°)
1	F	662	ARG	NE-CZ-NH1	7.21	123.91	120.30
1	B	620	ARG	NE-CZ-NH2	-6.96	116.82	120.30
1	A	662	ARG	NE-CZ-NH1	6.12	123.36	120.30
1	F	663	PHE	CB-CA-C	-6.07	98.26	110.40
1	E	620	ARG	NE-CZ-NH2	-5.90	117.35	120.30

There are no chirality outliers.

There are no planarity outliers.

5.2 Too-close contacts [i](#)

In the following table, the Non-H and H(model) columns list the number of non-hydrogen atoms and hydrogen atoms in the chain respectively. The H(added) column lists the number of hydrogen atoms added and optimized by MolProbity. The Clashes column lists the number of clashes within the asymmetric unit, whereas Symm-Clashes lists symmetry related clashes.

Mol	Chain	Non-H	H(model)	H(added)	Clashes	Symm-Clashes
1	A	1522	0	1475	9	0
1	B	1521	0	1472	13	0
1	C	1559	0	1518	19	0
1	D	1533	0	1491	11	0
1	E	1542	0	1500	12	0
1	F	1537	0	1487	9	0
2	A	6	0	8	0	0
2	B	12	0	16	2	0
2	C	6	0	8	0	0
2	D	6	0	8	0	0
2	E	6	0	8	0	0
2	F	6	0	8	0	0
3	A	2	0	0	1	0
3	B	1	0	0	0	0
3	C	1	0	0	0	0
3	D	1	0	0	0	0
3	E	1	0	0	0	0
3	F	2	0	0	0	0
4	A	263	0	0	3	0
4	B	259	0	0	3	0
4	C	297	0	0	8	0
4	D	279	0	0	5	0
4	E	304	0	0	7	0
4	F	262	0	0	1	0
All	All	10928	0	8999	68	0

The all-atom clashscore is defined as the number of clashes found per 1000 atoms (including hydrogen atoms). The all-atom clashscore for this structure is 4.

The worst 5 of 68 close contacts within the same asymmetric unit are listed below, sorted by their clash magnitude.

Atom-1	Atom-2	Interatomic distance (Å)	Clash overlap (Å)
1:C:666[A]:THR:HG21	1:C:779[A]:MET:SD	1.84	1.17
1:C:615[B]:ARG:NH2	4:C:901:HOH:O	1.94	1.01
1:E:615[B]:ARG:NH1	4:E:901:HOH:O	1.82	0.93
1:C:666[A]:THR:CG2	1:C:779[A]:MET:SD	2.57	0.93
1:E:615[B]:ARG:NH2	4:E:902:HOH:O	2.02	0.92

There are no symmetry-related clashes.

5.3 Torsion angles

5.3.1 Protein backbone

In the following table, the Percentiles column shows the percent Ramachandran outliers of the chain as a percentile score with respect to all X-ray entries followed by that with respect to entries of similar resolution.

The Analysed column shows the number of residues for which the backbone conformation was analysed, and the total number of residues.

Mol	Chain	Analysed	Favoured	Allowed	Outliers	Percentiles	
1	A	197/237 (83%)	192 (98%)	5 (2%)	0	100	100
1	B	196/237 (83%)	189 (96%)	7 (4%)	0	100	100
1	C	205/237 (86%)	201 (98%)	4 (2%)	0	100	100
1	D	197/237 (83%)	190 (96%)	7 (4%)	0	100	100
1	E	200/237 (84%)	193 (96%)	7 (4%)	0	100	100
1	F	200/237 (84%)	195 (98%)	5 (2%)	0	100	100
All	All	1195/1422 (84%)	1160 (97%)	35 (3%)	0	100	100

There are no Ramachandran outliers to report.

5.3.2 Protein sidechains

In the following table, the Percentiles column shows the percent sidechain outliers of the chain as a percentile score with respect to all X-ray entries followed by that with respect to entries of similar resolution.

The Analysed column shows the number of residues for which the sidechain conformation was analysed, and the total number of residues.

Mol	Chain	Analysed	Rotameric	Outliers	Percentiles	
1	A	172/198 (87%)	170 (99%)	2 (1%)	75	69
1	B	171/198 (86%)	169 (99%)	2 (1%)	75	69
1	C	181/198 (91%)	181 (100%)	0	100	100
1	D	171/198 (86%)	170 (99%)	1 (1%)	89	87
1	E	176/198 (89%)	175 (99%)	1 (1%)	89	87
1	F	175/198 (88%)	175 (100%)	0	100	100
All	All	1046/1188 (88%)	1040 (99%)	6 (1%)	89	87

5 of 6 residues with a non-rotameric sidechain are listed below:

Mol	Chain	Res	Type
1	B	695	SER
1	E	619	LEU
1	B	700	ARG
1	A	722	SER
1	D	695	SER

Some sidechains can be flipped to improve hydrogen bonding and reduce clashes. There are no such sidechains identified.

5.3.3 RNA [i](#)

There are no RNA molecules in this entry.

5.4 Non-standard residues in protein, DNA, RNA chains [i](#)

There are no non-standard protein/DNA/RNA residues in this entry.

5.5 Carbohydrates [i](#)

There are no carbohydrates in this entry.

5.6 Ligand geometry [i](#)

Of 15 ligands modelled in this entry, 8 are monoatomic - leaving 7 for Mogul analysis.

In the following table, the Counts columns list the number of bonds (or angles) for which Mogul statistics could be retrieved, the number of bonds (or angles) that are observed in the model and the number of bonds (or angles) that are defined in the Chemical Component Dictionary. The Link column lists molecule types, if any, to which the group is linked. The Z score for a bond length (or angle) is the number of standard deviations the observed value is removed from the expected value. A bond length (or angle) with $|Z| > 2$ is considered an outlier worth inspection. RMSZ is the root-mean-square of all Z scores of the bond lengths (or angles).

Mol	Type	Chain	Res	Link	Bond lengths			Bond angles		
					Counts	RMSZ	$\# Z > 2$	Counts	RMSZ	$\# Z > 2$
2	GOL	A	801	-	5,5,5	0.36	0	5,5,5	0.71	0
2	GOL	B	801	-	5,5,5	0.27	0	5,5,5	0.77	0
2	GOL	B	802	-	5,5,5	0.37	0	5,5,5	0.31	0
2	GOL	C	801	-	5,5,5	0.30	0	5,5,5	0.58	0
2	GOL	D	801	-	5,5,5	0.42	0	5,5,5	0.67	0
2	GOL	E	801	-	5,5,5	0.26	0	5,5,5	0.53	0
2	GOL	F	801	-	5,5,5	0.55	0	5,5,5	1.05	0

In the following table, the Chirals column lists the number of chiral outliers, the number of chiral centers analysed, the number of these observed in the model and the number defined in the Chemical Component Dictionary. Similar counts are reported in the Torsion and Rings columns. '-' means no outliers of that kind were identified.

Mol	Type	Chain	Res	Link	Chirals	Torsions	Rings
2	GOL	A	801	-	-	0/4/4/4	0/0/0/0
2	GOL	B	801	-	-	0/4/4/4	0/0/0/0
2	GOL	B	802	-	-	0/4/4/4	0/0/0/0
2	GOL	C	801	-	-	0/4/4/4	0/0/0/0
2	GOL	D	801	-	-	0/4/4/4	0/0/0/0
2	GOL	E	801	-	-	0/4/4/4	0/0/0/0
2	GOL	F	801	-	-	0/4/4/4	0/0/0/0

There are no bond length outliers.

There are no bond angle outliers.

There are no chirality outliers.

There are no torsion outliers.

There are no ring outliers.

1 monomer is involved in 2 short contacts:

Mol	Chain	Res	Type	Clashes	Symm-Clashes
2	B	802	GOL	2	0

5.7 Other polymers [i](#)

There are no such residues in this entry.

5.8 Polymer linkage issues [i](#)

There are no chain breaks in this entry.

6 Fit of model and data [i](#)

6.1 Protein, DNA and RNA chains [i](#)

In the following table, the column labelled ‘#RSRZ> 2’ contains the number (and percentage) of RSRZ outliers, followed by percent RSRZ outliers for the chain as percentile scores relative to all X-ray entries and entries of similar resolution. The OWAB column contains the minimum, median, 95th percentile and maximum values of the occupancy-weighted average B-factor per residue. The column labelled ‘Q< 0.9’ lists the number of (and percentage) of residues with an average occupancy less than 0.9.

Mol	Chain	Analysed	<RSRZ>	#RSRZ>2	OWAB(Å ²)	Q<0.9
1	A	194/237 (81%)	0.02	18 (9%) 9 7	13, 21, 53, 70	0
1	B	195/237 (82%)	0.03	9 (4%) 33 28	15, 22, 48, 59	0
1	C	194/237 (81%)	-0.13	10 (5%) 28 23	13, 19, 41, 64	0
1	D	195/237 (82%)	-0.03	11 (5%) 25 21	14, 21, 48, 60	0
1	E	194/237 (81%)	-0.16	9 (4%) 33 28	13, 19, 40, 69	0
1	F	194/237 (81%)	-0.02	15 (7%) 14 11	13, 20, 52, 68	0
All	All	1166/1422 (81%)	-0.05	72 (6%) 21 17	13, 21, 48, 70	0

The worst 5 of 72 RSRZ outliers are listed below:

Mol	Chain	Res	Type	RSRZ
1	F	723	ASP	7.4
1	F	727	TYR	5.3
1	B	726	VAL	5.3
1	A	723	ASP	5.0
1	A	727	TYR	5.0

6.2 Non-standard residues in protein, DNA, RNA chains [i](#)

There are no non-standard protein/DNA/RNA residues in this entry.

6.3 Carbohydrates [i](#)

There are no carbohydrates in this entry.

6.4 Ligands [i](#)

In the following table, the Atoms column lists the number of modelled atoms in the group and the number defined in the chemical component dictionary. LLDF column lists the quality of electron density of the group with respect to its neighbouring residues in protein, DNA or RNA chains. The B-factors column lists the minimum, median, 95th percentile and maximum values of B factors of atoms in the group. The column labelled 'Q< 0.9' lists the number of atoms with occupancy less than 0.9.

Mol	Type	Chain	Res	Atoms	RSCC	RSR	LLDF	B-factors(Å ²)	Q<0.9
2	GOL	C	801	6/6	0.90	0.22	4.93	32,41,48,56	0
2	GOL	B	802	6/6	0.80	0.24	3.68	48,56,58,63	0
2	GOL	E	801	6/6	0.82	0.23	3.21	32,44,49,57	0
2	GOL	A	801	6/6	0.95	0.10	3.06	25,28,29,30	0
3	CL	A	803	1/1	0.95	0.11	2.02	37,37,37,37	0
2	GOL	F	801	6/6	0.94	0.09	1.76	24,26,27,28	0
2	GOL	B	801	6/6	0.96	0.12	1.28	29,30,32,32	0
2	GOL	D	801	6/6	0.93	0.11	1.03	26,27,28,29	0
3	CL	C	802	1/1	0.99	0.06	-1.13	27,27,27,27	0
3	CL	E	802	1/1	0.99	0.05	-1.16	26,26,26,26	0
3	CL	F	802	1/1	0.97	0.06	-1.60	33,33,33,33	0
3	CL	D	802	1/1	0.96	0.06	-	34,34,34,34	0
3	CL	B	803	1/1	0.97	0.05	-	33,33,33,33	0
3	CL	F	803	1/1	0.96	0.09	-	37,37,37,37	0
3	CL	A	802	1/1	0.98	0.05	-	34,34,34,34	0

6.5 Other polymers [i](#)

There are no such residues in this entry.