



Full wwPDB X-ray Structure Validation Report ⓘ

Feb 15, 2017 – 04:03 am GMT

PDB ID : 3NCY
Title : X-ray crystal structure of an arginine agmatine antiporter (AdiC) in complex with a Fab fragment
Authors : Fang, Y.; Jayaram, H.; Shane, T.; Komalkova-Partensky, L.; Wu, F.; Williams, C.; Xiong, Y.; Miller, C.
Deposited on : 2010-06-06
Resolution : 3.20 Å(reported)

This is a Full wwPDB X-ray Structure Validation Report for a publicly released PDB entry.

We welcome your comments at validation@mail.wwpdb.org

A user guide is available at

<http://wwpdb.org/validation/2016/XrayValidationReportHelp>

with specific help available everywhere you see the ⓘ symbol.

The following versions of software and data (see [references ⓘ](#)) were used in the production of this report:

MolProbity	:	4.02b-467
Xtriage (Phenix)	:	1.9-1692
EDS	:	trunk28620
Percentile statistics	:	20161228.v01 (using entries in the PDB archive December 28th 2016)
Refmac	:	5.8.0135
CCP4	:	6.5.0
Ideal geometry (proteins)	:	Engh & Huber (2001)
Ideal geometry (DNA, RNA)	:	Parkinson et al. (1996)
Validation Pipeline (wwPDB-VP)	:	recalc28949

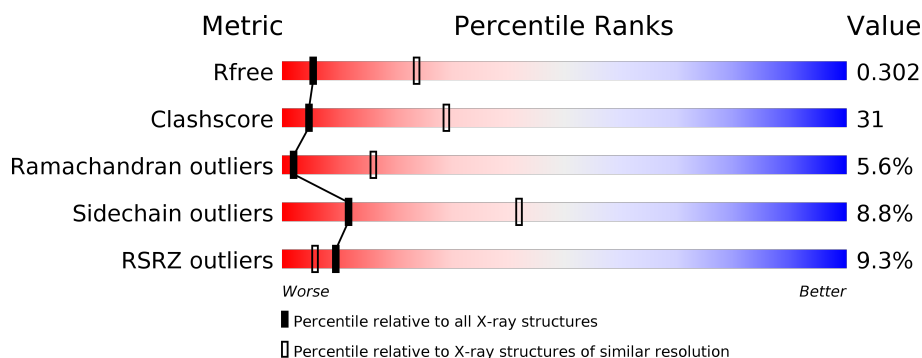
1 Overall quality at a glance

The following experimental techniques were used to determine the structure:

X-RAY DIFFRACTION

The reported resolution of this entry is 3.20 Å.

Percentile scores (ranging between 0-100) for global validation metrics of the entry are shown in the following graphic. The table shows the number of entries on which the scores are based.



Metric	Whole archive (#Entries)	Similar resolution (#Entries, resolution range(Å))
R_{free}	100719	1015 (3.22-3.18)
Clashscore	112137	1009 (3.20-3.20)
Ramachandran outliers	110173	1118 (3.22-3.18)
Sidechain outliers	110143	1117 (3.22-3.18)
RSRZ outliers	101464	1020 (3.22-3.18)

The table below summarises the geometric issues observed across the polymeric chains and their fit to the electron density. The red, orange, yellow and green segments on the lower bar indicate the fraction of residues that contain outliers for ≥ 3 , 2, 1 and 0 types of geometric quality criteria. A grey segment represents the fraction of residues that are not modelled. The numeric value for each fraction is indicated below the corresponding segment, with a dot representing fractions $\leq 5\%$. The upper red bar (where present) indicates the fraction of residues that have poor fit to the electron density. The numeric value is given above the bar.

Mol	Chain	Length	Quality of chain
1	A	445	
1	B	445	
1	C	445	
1	D	445	
2	P	219	
2	Q	219	

Continued on next page...

Continued from previous page...

Mol	Chain	Length	Quality of chain
3	S	211	<div><div></div><div>4%</div><div>58%</div><div>36%</div><div>6%</div></div>
3	W	211	<div><div></div><div>13%</div><div>57%</div><div>36%</div><div>7%</div></div>

2 Entry composition

There are 3 unique types of molecules in this entry. The entry contains 18693 atoms, of which 0 are hydrogens and 0 are deuteriums.

In the tables below, the ZeroOcc column contains the number of atoms modelled with zero occupancy, the AltConf column contains the number of residues with at least one atom in alternate conformation and the Trace column contains the number of residues modelled with at most 2 atoms.

- Molecule 1 is a protein called AdiC.

Mol	Chain	Residues	Atoms					ZeroOcc	AltConf	Trace
1	A	422	Total	C	N	O	S	0	0	0
			3052	2018	489	524	21			
1	B	420	Total	C	N	O	S	5	0	0
			3039	2009	489	520	21			
1	C	420	Total	C	N	O	S	0	0	0
			3034	2006	487	520	21			
1	D	419	Total	C	N	O	S	17	0	0
			3031	2005	486	519	21			

- Molecule 2 is a protein called Fab Heavy chain.

Mol	Chain	Residues	Atoms					ZeroOcc	AltConf	Trace
2	Q	218	Total	C	N	O	S	16	0	0
			1640	1044	264	325	7			
2	P	219	Total	C	N	O	S	15	0	0
			1647	1049	265	326	7			

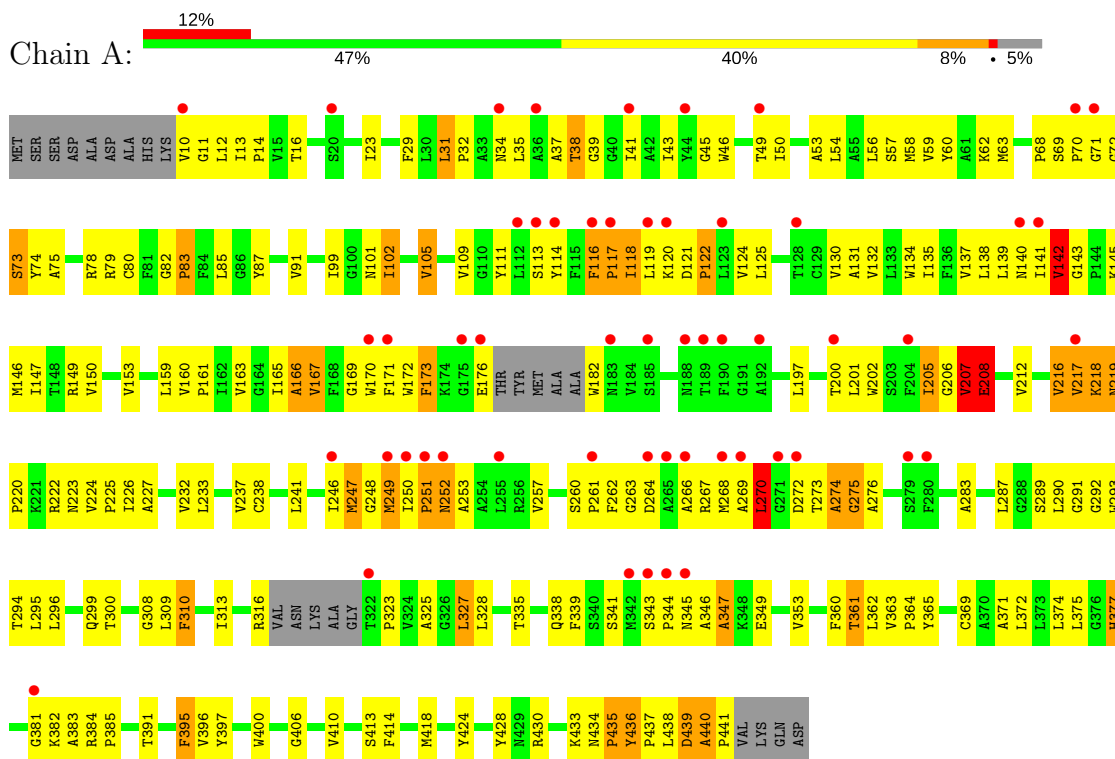
- Molecule 3 is a protein called Fab Light chain.

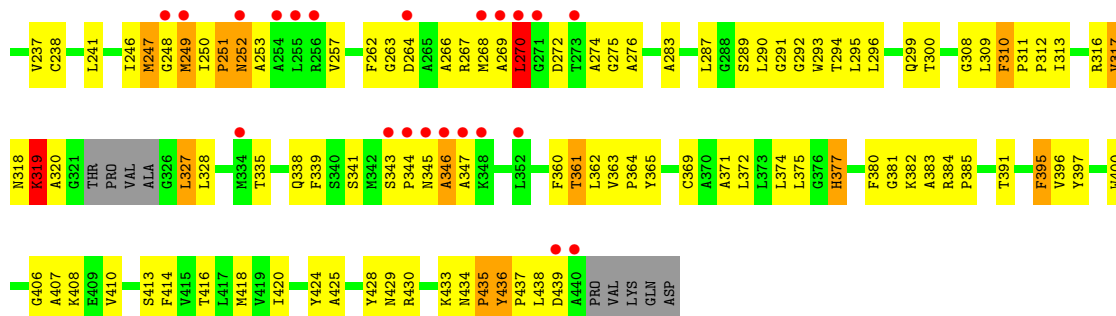
Mol	Chain	Residues	Atoms					ZeroOcc	AltConf	Trace
3	W	211	Total	C	N	O	S	40	0	0
			1625	1011	271	333	10			
3	S	211	Total	C	N	O	S	20	0	0
			1625	1011	271	333	10			

3 Residue-property plots

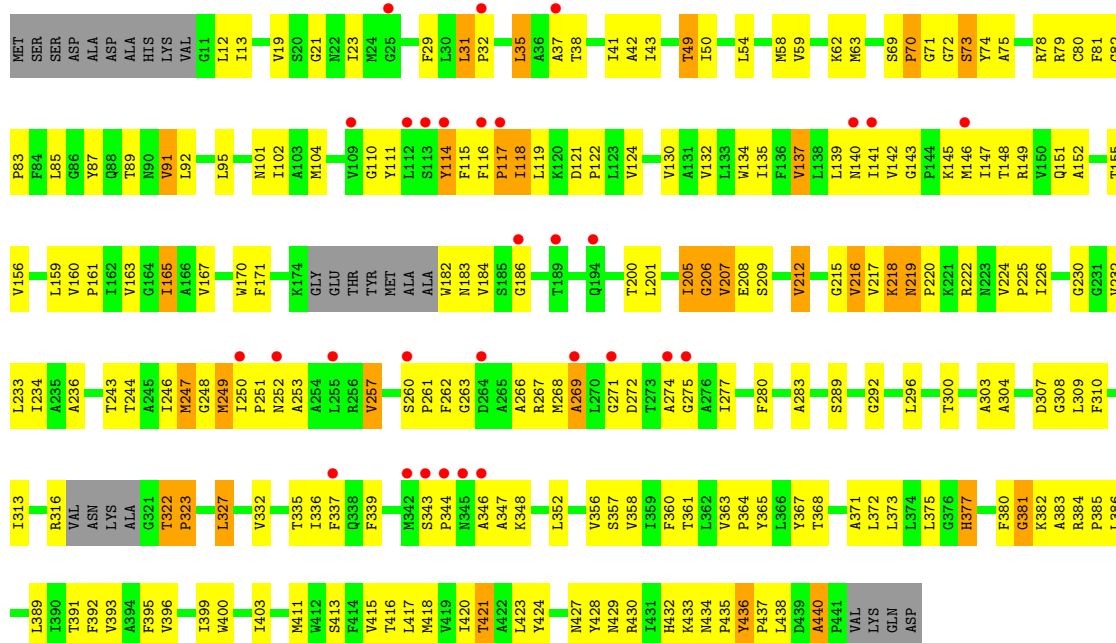
These plots are drawn for all protein, RNA and DNA chains in the entry. The first graphic for a chain summarises the proportions of the various outlier classes displayed in the second graphic. The second graphic shows the sequence view annotated by issues in geometry and electron density. Residues are color-coded according to the number of geometric quality criteria for which they contain at least one outlier: green = 0, yellow = 1, orange = 2 and red = 3 or more. A red dot above a residue indicates a poor fit to the electron density ($RSRZ > 2$). Stretches of 2 or more consecutive residues without any outlier are shown as a green connector. Residues present in the sample, but not in the model, are shown in grey.

• Molecule 1: AdiC

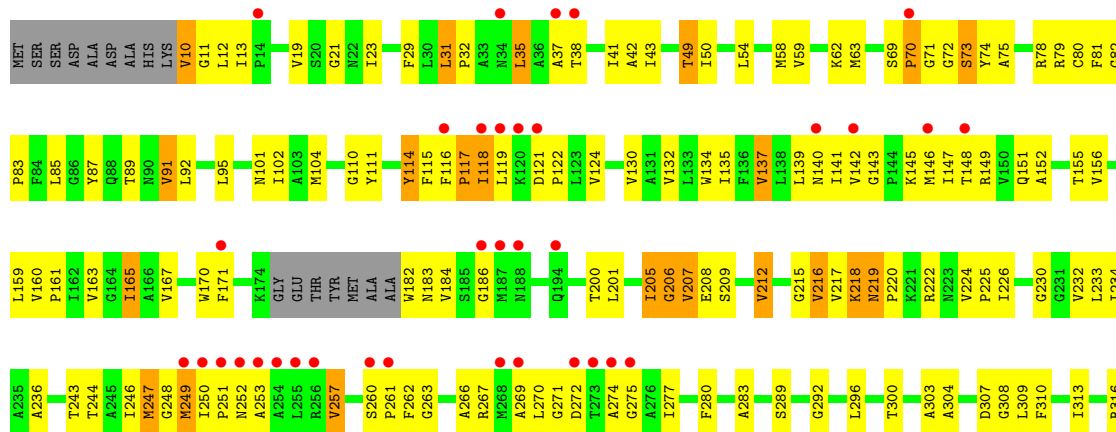


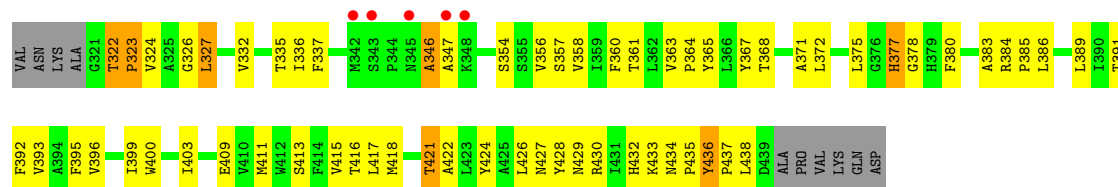


• Molecule 1: AdiC

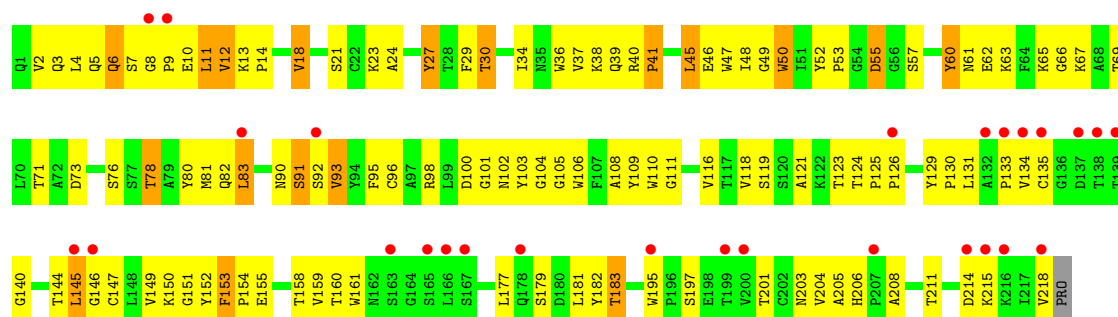


• Molecule 1: AdiC

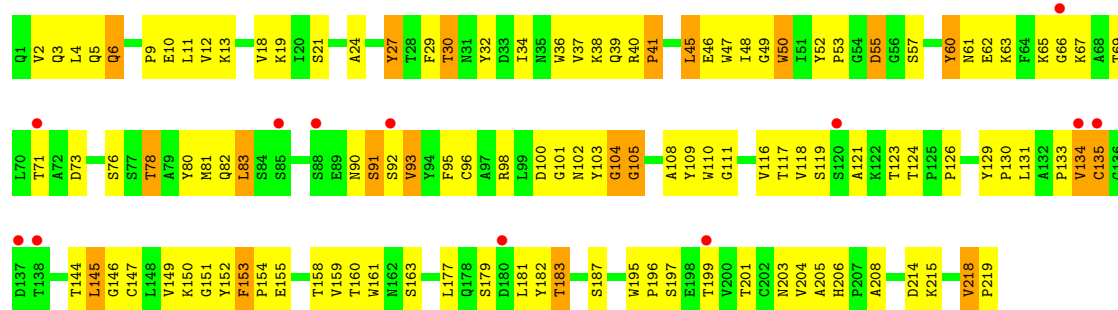




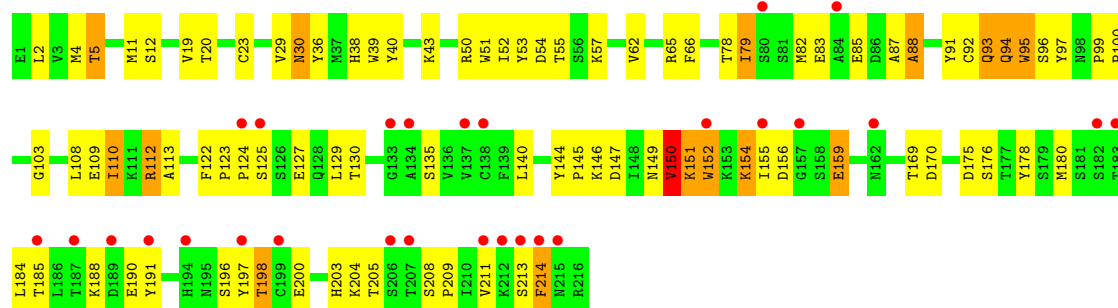
• Molecule 2: Fab Heavy chain



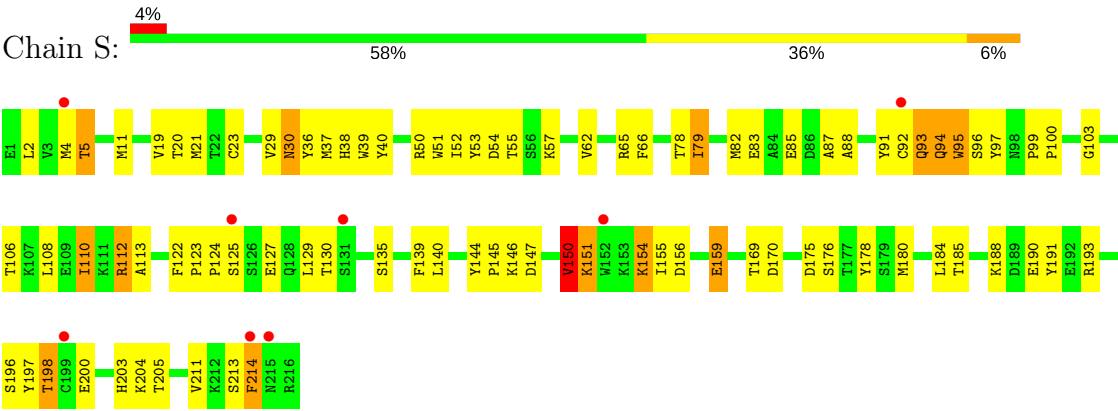
• Molecule 2: Fab Heavy chain



• Molecule 3: Fab Light chain



• Molecule 3: Fab Light chain



4 Data and refinement statistics

Property	Value	Source
Space group	P 1	Depositor
Cell constants a, b, c, α , β , γ	79.66Å 104.15Å 154.03Å 81.96° 75.93° 73.73°	Depositor
Resolution (Å)	33.23 – 3.20 45.88 – 3.20	Depositor EDS
% Data completeness (in resolution range)	96.4 (33.23-3.20) 94.1 (45.88-3.20)	Depositor EDS
R_{merge}	0.09	Depositor
R_{sym}	(Not available)	Depositor
$\langle I/\sigma(I) \rangle$ ¹	2.38 (at 3.19Å)	Xtriage
Refinement program	PHENIX (phenix.refine: 1.6.1_357)	Depositor
R, R_{free}	0.282 , 0.312 0.274 , 0.302	Depositor DCC
R_{free} test set	3612 reflections (4.95%)	DCC
Wilson B-factor (Å ²)	38.4	Xtriage
Anisotropy	0.186	Xtriage
Bulk solvent k_{sol} (e/Å ³), B_{sol} (Å ²)	0.20 , 84.6	EDS
L-test for twinning ²	$\langle L \rangle = 0.48$, $\langle L^2 \rangle = 0.31$	Xtriage
Estimated twinning fraction	No twinning to report.	Xtriage
F_o, F_c correlation	0.80	EDS
Total number of atoms	18693	wwPDB-VP
Average B, all atoms (Å ²)	115.0	wwPDB-VP

Xtriage's analysis on translational NCS is as follows: *The largest off-origin peak in the Patterson function is 4.05% of the height of the origin peak. No significant pseudotranslation is detected.*

¹Intensities estimated from amplitudes.

²Theoretical values of $\langle |L| \rangle$, $\langle L^2 \rangle$ for acentric reflections are 0.5, 0.333 respectively for untwinned datasets, and 0.375, 0.2 for perfectly twinned datasets.

5 Model quality [i](#)

5.1 Standard geometry [i](#)

The Z score for a bond length (or angle) is the number of standard deviations the observed value is removed from the expected value. A bond length (or angle) with $|Z| > 5$ is considered an outlier worth inspection. RMSZ is the root-mean-square of all Z scores of the bond lengths (or angles).

Mol	Chain	Bond lengths		Bond angles	
		RMSZ	# Z >5	RMSZ	# Z >5
1	A	0.22	0/3125	0.42	0/4281
1	B	0.22	0/3110	0.43	0/4257
1	C	0.22	0/3107	0.43	0/4256
1	D	0.22	0/3103	0.42	0/4250
2	P	0.22	0/1694	0.46	1/2319 (0.0%)
2	Q	0.23	0/1686	0.46	0/2307
3	S	0.23	0/1665	0.42	0/2260
3	W	0.23	0/1665	0.43	0/2260
All	All	0.22	0/19155	0.43	1/26190 (0.0%)

There are no bond length outliers.

All (1) bond angle outliers are listed below:

Mol	Chain	Res	Type	Atoms	Z	Observed(°)	Ideal(°)
2	P	134	VAL	N-CA-C	-5.71	95.58	111.00

There are no chirality outliers.

There are no planarity outliers.

5.2 Too-close contacts [i](#)

In the following table, the Non-H and H(model) columns list the number of non-hydrogen atoms and hydrogen atoms in the chain respectively. The H(added) column lists the number of hydrogen atoms added and optimized by MolProbity. The Clashes column lists the number of clashes within the asymmetric unit, whereas Symm-Clashes lists symmetry related clashes.

Mol	Chain	Non-H	H(model)	H(added)	Clashes	Symm-Clashes
1	A	3052	0	3120	201	0
1	B	3039	0	3112	191	0
1	C	3034	0	3098	190	0
1	D	3031	0	3102	199	0

Continued on next page...

Continued from previous page...

Mol	Chain	Non-H	H(model)	H(added)	Clashes	Symm-Clashes
2	P	1647	0	1601	128	0
2	Q	1640	0	1594	135	0
3	S	1625	0	1550	83	0
3	W	1625	0	1550	85	0
All	All	18693	0	18727	1142	0

The all-atom clashscore is defined as the number of clashes found per 1000 atoms (including hydrogen atoms). The all-atom clashscore for this structure is 31.

All (1142) close contacts within the same asymmetric unit are listed below, sorted by their clash magnitude.

Atom-1	Atom-2	Interatomic distance (Å)	Clash overlap (Å)
1:A:346:ALA:HA	1:A:347:ALA:CB	1.58	1.24
1:A:346:ALA:CA	1:A:347:ALA:HB3	1.76	1.12
1:A:23:ILE:HG12	1:A:206:GLY:HA3	1.33	1.11
1:D:356:VAL:HG11	1:D:409:GLU:HB3	1.30	1.10
1:B:23:ILE:HG12	1:B:206:GLY:HA3	1.32	1.08
2:P:91:SER:HA	2:P:92:SER:HB3	1.36	1.07
2:P:9:PRO:HB3	2:P:10:GLU:HB3	1.37	1.05
1:B:346:ALA:CB	1:B:347:ALA:HA	1.91	1.01
1:B:346:ALA:HB3	1:B:347:ALA:CA	1.90	1.00
2:P:101:GLY:HA2	2:P:102:ASN:HB3	1.42	1.00
2:Q:101:GLY:HA2	2:Q:102:ASN:HB3	1.40	0.99
1:C:347:ALA:N	1:C:348:LYS:HA	1.75	0.99
1:B:346:ALA:HB3	1:B:347:ALA:HA	1.01	0.98
1:C:346:ALA:H	1:C:347:ALA:HA	1.26	0.96
1:D:72:GLY:HA3	1:D:74:TYR:N	1.80	0.96
1:C:72:GLY:HA3	1:C:74:TYR:N	1.81	0.95
1:B:39:GLY:HA3	1:B:247:MET:HG3	1.49	0.94
2:Q:10:GLU:HG2	2:Q:11:LEU:H	1.32	0.94
1:A:39:GLY:HA3	1:A:247:MET:HG3	1.50	0.94
2:Q:10:GLU:HG2	2:Q:11:LEU:N	1.83	0.92
2:Q:9:PRO:HB2	2:Q:10:GLU:HB2	1.52	0.90
2:P:90:ASN:HB3	2:P:118:VAL:HG12	1.53	0.90
1:D:72:GLY:HA3	1:D:74:TYR:H	1.35	0.90
2:Q:90:ASN:HB3	2:Q:118:VAL:HG12	1.53	0.89
1:C:134:TRP:HE1	1:C:335:THR:HG21	1.38	0.88
1:C:377:HIS:CD2	1:D:430:ARG:HG2	2.09	0.88
1:B:319:LYS:H	1:B:319:LYS:HD2	1.40	0.87
1:C:72:GLY:HA3	1:C:74:TYR:H	1.37	0.87
1:D:134:TRP:HE1	1:D:335:THR:HG21	1.39	0.87

Continued on next page...

Continued from previous page...

Atom-1	Atom-2	Interatomic distance (Å)	Clash overlap (Å)
1:A:343:SER:HB2	1:A:344:PRO:HD3	1.56	0.86
1:B:202:TRP:HE3	1:B:205:ILE:HD11	1.40	0.86
1:A:202:TRP:HE3	1:A:205:ILE:HD11	1.41	0.85
2:P:9:PRO:CB	2:P:10:GLU:HB3	2.06	0.84
1:A:313:ILE:H	1:A:313:ILE:HD12	1.42	0.84
2:Q:10:GLU:HG2	2:Q:11:LEU:HD23	1.59	0.84
1:C:346:ALA:N	1:C:347:ALA:HA	1.89	0.84
1:A:250:ILE:HB	1:A:251:PRO:HD3	1.59	0.83
1:B:313:ILE:HD12	1:B:313:ILE:H	1.42	0.83
1:B:250:ILE:HB	1:B:251:PRO:HD3	1.59	0.83
1:B:216:VAL:HG12	1:B:217:VAL:H	1.44	0.82
1:B:134:TRP:HE1	1:B:335:THR:HG21	1.44	0.82
1:A:38:THR:HG21	1:A:41:ILE:HG22	1.61	0.82
1:B:38:THR:HG21	1:B:41:ILE:HG22	1.61	0.81
1:D:50:ILE:HD11	1:D:236:ALA:HB1	1.62	0.81
1:C:313:ILE:H	1:C:313:ILE:HD12	1.45	0.81
1:B:269:ALA:O	1:B:270:LEU:HB2	1.80	0.81
1:A:134:TRP:HE1	1:A:335:THR:HG21	1.45	0.80
1:A:216:VAL:HG12	1:A:217:VAL:H	1.45	0.80
1:D:356:VAL:CG1	1:D:409:GLU:HB3	2.11	0.80
1:C:346:ALA:H	1:C:347:ALA:CA	1.94	0.79
2:P:218:VAL:HG12	2:P:219:PRO:HD2	1.64	0.79
1:C:50:ILE:HD11	1:C:236:ALA:HB1	1.62	0.79
1:D:313:ILE:HD12	1:D:313:ILE:H	1.46	0.79
2:Q:154:PRO:HB2	2:Q:206:HIS:HE2	1.46	0.79
1:B:166:ALA:H	1:B:167:VAL:HB	1.48	0.79
1:A:166:ALA:H	1:A:167:VAL:HB	1.48	0.78
1:B:343:SER:HB3	1:B:344:PRO:HD3	1.63	0.78
1:B:142:VAL:HG13	1:B:142:VAL:O	1.82	0.78
1:B:252:ASN:HB2	1:B:253:ALA:HA	1.65	0.78
1:A:142:VAL:O	1:A:142:VAL:HG13	1.83	0.77
1:B:35:LEU:HD22	1:B:247:MET:HG2	1.66	0.77
1:B:72:GLY:HA3	1:B:74:TYR:N	2.00	0.77
1:A:72:GLY:HA3	1:A:74:TYR:N	1.99	0.77
1:C:322:THR:HB	1:C:323:PRO:HD3	1.66	0.77
1:A:35:LEU:HD22	1:A:247:MET:HG2	1.66	0.77
1:A:346:ALA:HA	1:A:347:ALA:HB3	0.79	0.76
1:C:80:CYS:HA	1:D:434:ASN:HD21	1.48	0.76
2:Q:24:ALA:HB1	2:Q:27:TYR:HE1	1.51	0.76
2:Q:63:LYS:HZ3	2:Q:67:LYS:NZ	1.84	0.76
2:P:24:ALA:HB1	2:P:27:TYR:HE1	1.51	0.76

Continued on next page...

Continued from previous page...

Atom-1	Atom-2	Interatomic distance (Å)	Clash overlap (Å)
2:P:91:SER:HB3	2:P:116:VAL:HB	1.66	0.76
1:A:252:ASN:HB2	1:A:253:ALA:HA	1.66	0.75
1:D:322:THR:HB	1:D:323:PRO:HD3	1.66	0.75
1:D:219:ASN:N	1:D:220:PRO:HD3	2.01	0.75
1:C:219:ASN:N	1:C:220:PRO:HD3	2.01	0.75
3:W:39:TRP:HB2	3:W:52:ILE:HB	1.68	0.75
1:B:31:LEU:HD13	1:B:246:ILE:HD12	1.69	0.75
1:D:356:VAL:HG11	1:D:409:GLU:CB	2.16	0.75
2:Q:91:SER:HB3	2:Q:116:VAL:HB	1.68	0.74
1:A:85:LEU:HD11	1:B:85:LEU:HD11	1.68	0.74
2:P:150:LYS:NZ	3:S:185:THR:HG21	2.03	0.74
1:A:267:ARG:NE	1:A:274:ALA:HB2	2.03	0.74
3:W:94:GLN:HG2	3:W:96:SER:H	1.52	0.74
1:A:31:LEU:HD13	1:A:246:ILE:HD12	1.69	0.73
1:D:10:VAL:HG21	1:D:218:LYS:HD3	1.69	0.73
2:P:48:ILE:HG23	2:P:67:LYS:NZ	2.04	0.73
2:Q:159:VAL:HG22	2:Q:204:VAL:HG22	1.72	0.72
3:S:94:GLN:HG2	3:S:96:SER:H	1.52	0.72
1:D:435:PRO:HB3	2:Q:102:ASN:O	1.90	0.72
3:W:150:VAL:HG23	3:W:151:LYS:HA	1.72	0.72
1:A:346:ALA:CA	1:A:347:ALA:CB	2.42	0.72
1:A:381:GLY:N	1:A:382:LYS:HA	2.04	0.72
2:Q:48:ILE:HG23	2:Q:67:LYS:NZ	2.04	0.72
3:S:39:TRP:HB2	3:S:52:ILE:HB	1.69	0.72
1:C:267:ARG:HH12	1:C:277:ILE:HG22	1.55	0.71
1:D:87:TYR:CE1	1:D:424:TYR:HB2	2.25	0.71
1:A:269:ALA:O	1:A:270:LEU:HB2	1.91	0.71
1:D:250:ILE:HB	1:D:251:PRO:HD3	1.71	0.71
1:C:250:ILE:HB	1:C:251:PRO:HD3	1.71	0.71
1:D:267:ARG:HH12	1:D:277:ILE:HG22	1.55	0.71
2:Q:92:SER:O	2:Q:93:VAL:HB	1.91	0.71
1:A:176:GLU:HA	1:A:182:TRP:N	2.06	0.70
3:S:40:TYR:CE2	3:S:93:GLN:HG2	2.26	0.70
1:D:207:VAL:HG12	1:D:232:VAL:HG22	1.73	0.70
1:B:202:TRP:CE3	1:B:205:ILE:HD11	2.26	0.70
1:D:224:VAL:HB	1:D:225:PRO:HD3	1.73	0.70
2:Q:10:GLU:CG	2:Q:11:LEU:H	1.95	0.70
2:P:40:ARG:HD3	2:P:92:SER:HB2	1.72	0.70
3:W:129:LEU:HD23	3:W:188:LYS:HZ2	1.57	0.70
2:P:159:VAL:HG22	2:P:204:VAL:HG22	1.73	0.70
2:P:129:TYR:HB3	3:S:125:SER:OG	1.91	0.70

Continued on next page...

Continued from previous page...

Atom-1	Atom-2	Interatomic distance (Å)	Clash overlap (Å)
3:W:40:TYR:CE2	3:W:93:GLN:HG2	2.27	0.70
1:A:202:TRP:CE3	1:A:205:ILE:HD11	2.26	0.70
1:B:381:GLY:N	1:B:382:LYS:HA	2.05	0.70
2:P:11:LEU:HD12	2:P:117:THR:O	1.92	0.69
1:C:375:LEU:HD12	1:D:438:LEU:HG	1.74	0.69
1:D:10:VAL:CG2	1:D:218:LYS:HD3	2.22	0.69
1:A:212:VAL:HG23	1:A:296:LEU:HD22	1.75	0.69
1:C:87:TYR:CE1	1:C:424:TYR:HB2	2.26	0.69
1:C:49:THR:HG21	1:C:200:THR:HB	1.74	0.69
1:D:49:THR:HG21	1:D:200:THR:HB	1.74	0.69
2:Q:10:GLU:CG	2:Q:11:LEU:HD23	2.22	0.69
2:Q:37:VAL:HG21	2:Q:110:TRP:HZ3	1.57	0.69
1:A:54:LEU:O	1:A:58:MET:HG2	1.93	0.69
2:P:39:GLN:O	2:P:92:SER:HA	1.91	0.69
1:C:31:LEU:HD12	1:C:32:PRO:HD3	1.74	0.69
1:D:262:PHE:CZ	1:D:266:ALA:HB2	2.28	0.69
2:Q:63:LYS:HZ3	2:Q:67:LYS:HZ3	1.40	0.68
1:B:212:VAL:HG23	1:B:296:LEU:HD22	1.75	0.68
1:C:262:PHE:CZ	1:C:266:ALA:HB2	2.28	0.68
1:C:31:LEU:HD23	1:C:243:THR:HG22	1.75	0.68
1:C:224:VAL:HB	1:C:225:PRO:HD3	1.74	0.68
1:D:171:PHE:HA	1:D:249:MET:HB3	1.75	0.68
1:C:207:VAL:HG12	1:C:232:VAL:HG22	1.74	0.68
3:S:40:TYR:HE2	3:S:93:GLN:HG2	1.59	0.68
1:B:54:LEU:O	1:B:58:MET:HG2	1.94	0.68
1:D:74:TYR:OH	1:D:309:LEU:HD12	1.94	0.68
1:C:430:ARG:HG2	1:D:377:HIS:CD2	2.29	0.68
1:A:414:PHE:HD1	1:B:410:VAL:HG13	1.59	0.67
1:D:134:TRP:HA	1:D:137:VAL:HG12	1.76	0.67
1:D:31:LEU:HD23	1:D:243:THR:HG22	1.76	0.67
1:D:31:LEU:HD12	1:D:32:PRO:HD3	1.73	0.67
1:A:29:PHE:O	1:A:32:PRO:HD2	1.94	0.67
1:B:29:PHE:O	1:B:32:PRO:HD2	1.95	0.67
2:P:37:VAL:HG21	2:P:110:TRP:HZ3	1.58	0.67
3:S:150:VAL:O	3:S:151:LYS:HB2	1.94	0.67
1:C:79:ARG:HA	1:D:436:TYR:H	1.60	0.67
3:W:40:TYR:HE2	3:W:93:GLN:HG2	1.59	0.67
1:A:171:PHE:HA	1:A:249:MET:HB3	1.77	0.67
1:A:439:ASP:O	1:A:440:ALA:HB2	1.95	0.67
1:B:319:LYS:N	1:B:319:LYS:HD2	2.08	0.67
1:A:435:PRO:HB3	2:P:103:TYR:HB3	1.77	0.67

Continued on next page...

Continued from previous page...

Atom-1	Atom-2	Interatomic distance (Å)	Clash overlap (Å)
1:B:10:VAL:HB	1:B:218:LYS:HD3	1.76	0.67
2:P:47:TRP:CZ2	2:P:49:GLY:HA2	2.30	0.67
1:C:171:PHE:HA	1:C:249:MET:HB3	1.75	0.67
2:Q:47:TRP:CZ2	2:Q:49:GLY:HA2	2.30	0.66
1:B:171:PHE:HA	1:B:249:MET:HB3	1.77	0.66
1:B:145:LYS:O	1:B:149:ARG:HG3	1.96	0.66
1:A:72:GLY:HA3	1:A:73:SER:C	2.15	0.66
1:C:134:TRP:HA	1:C:137:VAL:HG12	1.76	0.66
1:C:268:MET:O	1:C:269:ALA:HB2	1.95	0.66
1:C:116:PHE:HB3	1:C:118:ILE:H	1.61	0.66
2:Q:134:VAL:HG21	3:W:123:PRO:HD3	1.76	0.66
1:A:145:LYS:O	1:A:149:ARG:HG3	1.96	0.65
2:Q:83:LEU:HD21	2:P:199:THR:HG23	1.78	0.65
1:A:38:THR:HG1	1:A:182:TRP:N	1.95	0.65
1:A:10:VAL:HB	1:A:218:LYS:HD3	1.76	0.65
1:D:116:PHE:HB3	1:D:118:ILE:H	1.61	0.65
1:B:72:GLY:HA3	1:B:73:SER:C	2.15	0.65
2:Q:134:VAL:CG2	3:W:123:PRO:HD3	2.26	0.65
2:P:37:VAL:HG21	2:P:110:TRP:CZ3	2.32	0.65
2:P:63:LYS:HZ3	2:P:67:LYS:NZ	1.94	0.65
1:A:439:ASP:O	1:A:440:ALA:CB	2.45	0.65
1:C:432:HIS:HD2	1:C:434:ASN:HB2	1.62	0.65
2:P:154:PRO:HB2	2:P:206:HIS:NE2	2.11	0.64
2:P:91:SER:HA	2:P:92:SER:CB	2.15	0.64
3:S:38:HIS:CE1	3:S:54:ASP:H	2.16	0.64
1:D:432:HIS:HD2	1:D:434:ASN:HB2	1.62	0.64
1:B:38:THR:HG1	1:B:182:TRP:N	1.95	0.64
1:C:74:TYR:OH	1:C:309:LEU:HD12	1.97	0.64
2:Q:154:PRO:HB2	2:Q:206:HIS:NE2	2.11	0.64
3:S:53:TYR:O	3:S:57:LYS:HB2	1.98	0.64
1:D:140:ASN:OD1	1:D:147:ILE:HG12	1.98	0.64
1:A:224:VAL:HB	1:A:225:PRO:HD3	1.79	0.64
1:B:224:VAL:HB	1:B:225:PRO:HD3	1.80	0.64
2:P:130:PRO:HG3	2:P:215:LYS:HB3	1.79	0.64
3:W:19:VAL:HB	3:W:79:ILE:HG13	1.79	0.64
1:B:237:VAL:HG13	1:B:241:LEU:HD12	1.80	0.64
2:Q:37:VAL:HG21	2:Q:110:TRP:CZ3	2.32	0.64
1:A:69:SER:HB3	1:A:70:PRO:HD2	1.80	0.63
2:Q:130:PRO:HG3	2:Q:215:LYS:HB3	1.78	0.63
1:A:237:VAL:HG13	1:A:241:LEU:HD12	1.79	0.63
1:C:438:LEU:HG	1:D:375:LEU:HD12	1.78	0.63

Continued on next page...

Continued from previous page...

Atom-1	Atom-2	Interatomic distance (Å)	Clash overlap (Å)
1:B:262:PHE:CE1	1:B:266:ALA:HB2	2.33	0.63
3:S:198:THR:HG23	3:S:213:SER:HB2	1.79	0.63
1:A:274:ALA:HA	1:A:275:GLY:C	2.19	0.63
1:D:161:PRO:O	1:D:165:ILE:HG12	1.98	0.63
3:W:124:PRO:HB2	3:W:129:LEU:HD11	1.80	0.63
1:A:343:SER:HB2	1:A:344:PRO:CD	2.29	0.63
1:C:434:ASN:HD21	1:D:80:CYS:HA	1.64	0.63
2:Q:48:ILE:HD13	2:Q:80:TYR:OH	1.99	0.63
1:B:69:SER:HB3	1:B:70:PRO:HD2	1.80	0.63
1:D:415:VAL:HA	1:D:418:MET:HG3	1.81	0.63
1:A:262:PHE:CE1	1:A:266:ALA:HB2	2.33	0.63
3:S:19:VAL:HB	3:S:79:ILE:HG13	1.81	0.63
1:C:54:LEU:O	1:C:58:MET:HG2	1.99	0.62
1:C:140:ASN:OD1	1:C:147:ILE:HG12	1.98	0.62
1:C:161:PRO:O	1:C:165:ILE:HG12	1.98	0.62
2:P:63:LYS:HB2	2:P:67:LYS:HZ3	1.65	0.62
3:W:53:TYR:O	3:W:57:LYS:HB2	1.98	0.62
3:W:38:HIS:CE1	3:W:54:ASP:H	2.18	0.62
1:C:347:ALA:N	1:C:348:LYS:CA	2.59	0.62
2:Q:83:LEU:HD21	2:P:199:THR:CG2	2.30	0.62
3:S:124:PRO:HB2	3:S:129:LEU:HD11	1.80	0.62
3:W:198:THR:HG23	3:W:213:SER:HB2	1.80	0.62
1:C:415:VAL:HA	1:C:418:MET:HG3	1.82	0.62
1:D:435:PRO:HA	1:D:437:PRO:HD3	1.82	0.62
1:D:54:LEU:O	1:D:58:MET:HG2	2.00	0.61
1:D:135:ILE:O	1:D:139:LEU:HG	2.00	0.61
1:C:63:MET:HB2	1:C:372:LEU:HD12	1.82	0.61
1:A:273:THR:O	1:A:274:ALA:CB	2.48	0.61
1:C:395:PHE:O	1:C:399:ILE:HG13	2.00	0.61
1:B:165:ILE:O	1:B:166:ALA:HB2	2.01	0.61
1:C:218:LYS:O	1:C:219:ASN:HB2	2.00	0.61
1:D:218:LYS:O	1:D:219:ASN:HB2	2.00	0.61
2:P:34:ILE:HG21	2:P:78:THR:HG21	1.83	0.61
2:P:48:ILE:HD13	2:P:80:TYR:OH	2.01	0.61
2:Q:39:GLN:O	2:Q:92:SER:HB3	2.00	0.61
1:A:267:ARG:HE	1:A:274:ALA:HB2	1.64	0.61
1:B:205:ILE:O	1:B:205:ILE:HG22	2.01	0.61
1:C:135:ILE:O	1:C:139:LEU:HG	2.00	0.61
2:Q:34:ILE:HG21	2:Q:78:THR:HG21	1.82	0.61
1:C:361:THR:HG22	1:C:365:TYR:HE2	1.66	0.60
1:D:395:PHE:O	1:D:399:ILE:HG13	2.00	0.60

Continued on next page...

Continued from previous page...

Atom-1	Atom-2	Interatomic distance (Å)	Clash overlap (Å)
2:Q:124:THR:H	2:Q:154:PRO:HD3	1.65	0.60
1:D:63:MET:HB2	1:D:372:LEU:HD12	1.82	0.60
3:S:110:ILE:HD12	3:S:110:ILE:H	1.67	0.60
1:A:205:ILE:HG22	1:A:205:ILE:O	2.01	0.60
1:A:384:ARG:HB3	1:A:385:PRO:HD3	1.83	0.60
2:P:101:GLY:CA	2:P:102:ASN:HB3	2.26	0.60
2:P:177:LEU:H	2:P:177:LEU:HD23	1.66	0.60
2:P:124:THR:H	2:P:154:PRO:HD3	1.65	0.60
1:B:142:VAL:O	1:B:142:VAL:CG1	2.49	0.60
1:C:435:PRO:HA	1:C:437:PRO:HD3	1.83	0.60
2:Q:177:LEU:HD23	2:Q:177:LEU:H	1.67	0.60
1:A:142:VAL:O	1:A:142:VAL:CG1	2.49	0.60
1:B:13:ILE:HG22	1:B:14:PRO:HD3	1.84	0.60
1:A:160:VAL:HB	1:A:161:PRO:HD3	1.84	0.60
1:B:166:ALA:N	1:B:167:VAL:HB	2.17	0.60
1:B:268:MET:HG3	1:B:269:ALA:N	2.17	0.60
1:A:435:PRO:HB3	2:P:103:TYR:CB	2.32	0.60
2:Q:14:PRO:O	2:P:163:SER:HB2	2.02	0.60
1:B:384:ARG:HB3	1:B:385:PRO:HD3	1.83	0.59
1:A:165:ILE:O	1:A:166:ALA:HB2	2.01	0.59
1:D:361:THR:HG22	1:D:365:TYR:HE2	1.66	0.59
2:P:48:ILE:HG23	2:P:67:LYS:HZ1	1.66	0.59
1:A:251:PRO:HB2	1:A:257:VAL:HG22	1.84	0.59
1:C:216:VAL:HG12	1:C:217:VAL:H	1.68	0.59
1:A:268:MET:HG3	1:A:269:ALA:N	2.17	0.59
1:B:170:TRP:N	1:B:249:MET:HE1	2.18	0.59
1:B:63:MET:HE2	1:B:371:ALA:HB1	1.85	0.59
1:D:364:PRO:O	1:D:368:THR:HG23	2.03	0.59
1:A:31:LEU:HB2	1:A:32:PRO:HD3	1.85	0.59
1:B:251:PRO:HB2	1:B:257:VAL:HG22	1.84	0.59
1:C:80:CYS:HA	1:D:434:ASN:ND2	2.17	0.59
2:P:40:ARG:HB3	2:P:41:PRO:HD2	1.84	0.59
2:Q:40:ARG:HB3	2:Q:41:PRO:HD2	1.84	0.59
3:W:110:ILE:H	3:W:110:ILE:HD12	1.68	0.59
2:Q:8:GLY:N	2:Q:9:PRO:CD	2.66	0.59
1:A:13:ILE:HG22	1:A:14:PRO:HD3	1.85	0.58
1:C:346:ALA:C	1:C:348:LYS:HA	2.23	0.58
1:B:160:VAL:HB	1:B:161:PRO:HD3	1.85	0.58
1:B:16:THR:HG22	1:B:227:ALA:HA	1.85	0.58
1:C:43:ILE:HG12	1:C:244:THR:HG22	1.86	0.58
2:Q:18:VAL:HG23	2:Q:82:GLN:HB2	1.86	0.58

Continued on next page...

Continued from previous page...

Atom-1	Atom-2	Interatomic distance (Å)	Clash overlap (Å)
1:A:113:SER:HB2	1:A:119:LEU:O	2.04	0.58
1:D:435:PRO:HG3	2:Q:103:TYR:HD1	1.68	0.58
2:P:29:PHE:O	2:P:53:PRO:HG2	2.03	0.58
1:D:43:ILE:HG12	1:D:244:THR:HG22	1.86	0.58
1:C:364:PRO:O	1:C:368:THR:HG23	2.04	0.58
1:C:377:HIS:HD2	1:D:430:ARG:HG2	1.62	0.58
2:Q:29:PHE:O	2:Q:53:PRO:HG2	2.03	0.58
3:S:156:ASP:HA	3:S:196:SER:HB3	1.86	0.58
1:B:31:LEU:HB2	1:B:32:PRO:HD3	1.85	0.58
3:S:30:ASN:O	3:S:36:TYR:HB2	2.03	0.58
1:D:10:VAL:HG22	1:D:145:LYS:HE3	1.84	0.58
1:D:216:VAL:HG12	1:D:217:VAL:H	1.67	0.57
1:A:219:ASN:N	1:A:220:PRO:HD3	2.19	0.57
1:A:374:LEU:HD21	1:B:425:ALA:HA	1.86	0.57
2:P:150:LYS:HZ2	3:S:185:THR:HG21	1.68	0.57
2:Q:47:TRP:CE3	3:W:100:PRO:HD2	2.39	0.57
1:A:274:ALA:HA	1:A:275:GLY:O	2.04	0.57
1:A:63:MET:HE2	1:A:371:ALA:HB1	1.86	0.57
1:B:105:VAL:HG13	1:B:290:LEU:HD11	1.87	0.57
1:C:417:LEU:O	1:C:421:THR:HG23	2.04	0.57
2:P:11:LEU:HD13	2:P:117:THR:HB	1.86	0.57
1:A:31:LEU:O	1:A:35:LEU:HG	2.05	0.57
1:B:50:ILE:O	1:B:54:LEU:HB2	2.05	0.57
2:P:37:VAL:HG12	2:P:47:TRP:HA	1.86	0.57
1:A:16:THR:HG22	1:A:227:ALA:HA	1.86	0.57
3:W:4:MET:HB2	3:W:103:GLY:HA2	1.87	0.57
1:B:339:PHE:O	1:B:344:PRO:HD2	2.04	0.57
2:Q:10:GLU:CD	2:Q:11:LEU:HD23	2.25	0.57
2:Q:37:VAL:HG12	2:Q:47:TRP:HA	1.85	0.57
2:Q:63:LYS:HB2	2:Q:67:LYS:HZ3	1.69	0.57
3:W:156:ASP:HA	3:W:196:SER:HB3	1.86	0.57
1:B:113:SER:HB2	1:B:119:LEU:O	2.04	0.57
3:S:129:LEU:HD23	3:S:188:LYS:HZ2	1.68	0.57
2:Q:24:ALA:HB1	2:Q:27:TYR:CE1	2.37	0.57
1:A:166:ALA:N	1:A:167:VAL:HB	2.17	0.57
1:A:79:ARG:HB2	1:A:375:LEU:HD11	1.86	0.57
1:C:399:ILE:HA	1:D:418:MET:HE2	1.87	0.56
1:C:418:MET:HE2	1:D:399:ILE:HA	1.87	0.56
1:D:417:LEU:O	1:D:421:THR:HG23	2.04	0.56
2:P:101:GLY:HA2	2:P:102:ASN:CB	2.19	0.56
3:S:129:LEU:HB3	3:S:188:LYS:HZ2	1.70	0.56

Continued on next page...

Continued from previous page...

Atom-1	Atom-2	Interatomic distance (Å)	Clash overlap (Å)
3:W:151:LYS:HG2	3:W:151:LYS:O	2.04	0.56
1:A:71:GLY:O	1:A:212:VAL:HA	2.06	0.56
1:A:31:LEU:CD1	1:A:246:ILE:HD12	2.36	0.56
2:P:60:TYR:HD2	2:P:61:ASN:N	2.03	0.56
3:W:30:ASN:O	3:W:36:TYR:HB2	2.05	0.56
1:B:31:LEU:O	1:B:35:LEU:HG	2.05	0.56
1:C:118:ILE:HG22	1:C:119:LEU:HG	1.88	0.56
3:S:4:MET:HB2	3:S:103:GLY:HA2	1.87	0.56
1:A:105:VAL:HG13	1:A:290:LEU:HD11	1.87	0.56
1:D:23:ILE:HG12	1:D:206:GLY:HA3	1.87	0.56
3:W:2:LEU:HD12	3:W:97:TYR:HD2	1.70	0.56
1:B:219:ASN:N	1:B:220:PRO:HD3	2.19	0.56
1:C:262:PHE:CG	1:C:263:GLY:N	2.72	0.56
1:C:436:TYR:H	1:D:79:ARG:HA	1.70	0.56
2:P:63:LYS:HZ3	2:P:67:LYS:HZ3	1.53	0.56
1:A:313:ILE:H	1:A:313:ILE:CD1	2.16	0.56
1:A:362:LEU:HD23	1:A:365:TYR:HD2	1.70	0.56
1:A:50:ILE:O	1:A:54:LEU:HB2	2.06	0.56
1:B:345:ASN:O	1:B:346:ALA:HB2	2.05	0.56
1:A:414:PHE:CD1	1:B:410:VAL:HG13	2.41	0.56
1:C:433:LYS:O	1:C:435:PRO:HD3	2.05	0.56
1:D:262:PHE:CG	1:D:263:GLY:N	2.73	0.56
2:P:45:LEU:HD12	2:P:45:LEU:H	1.71	0.56
1:A:313:ILE:N	1:A:313:ILE:HD12	2.19	0.56
1:C:383:ALA:HB1	1:C:386:LEU:HB3	1.88	0.56
2:Q:47:TRP:O	2:Q:60:TYR:HD1	1.88	0.56
3:S:140:LEU:HD12	3:S:140:LEU:H	1.69	0.56
1:B:166:ALA:HA	1:B:167:VAL:C	2.26	0.56
1:C:267:ARG:HA	1:C:272:ASP:HB3	1.88	0.56
1:A:62:LYS:HG3	1:A:372:LEU:HD11	1.88	0.56
1:B:79:ARG:HB2	1:B:375:LEU:HD11	1.87	0.56
2:Q:47:TRP:O	2:Q:60:TYR:CD1	2.59	0.56
3:S:51:TRP:CZ3	3:S:62:VAL:HG13	2.41	0.56
1:A:102:ILE:HG22	1:A:338:GLN:OE1	2.06	0.55
1:C:72:GLY:H	1:C:75:ALA:H	1.54	0.55
2:P:18:VAL:HG12	2:P:82:GLN:HB2	1.87	0.55
3:S:94:GLN:HG2	3:S:95:TRP:N	2.21	0.55
3:S:2:LEU:HD12	3:S:97:TYR:HD2	1.70	0.55
1:A:440:ALA:N	1:A:441:PRO:HD2	2.21	0.55
1:B:102:ILE:HG22	1:B:338:GLN:OE1	2.06	0.55
1:B:39:GLY:CA	1:B:247:MET:HG3	2.32	0.55

Continued on next page...

Continued from previous page...

Atom-1	Atom-2	Interatomic distance (Å)	Clash overlap (Å)
1:C:23:ILE:HG12	1:C:206:GLY:HA3	1.87	0.55
1:D:267:ARG:NH1	1:D:277:ILE:H	2.04	0.55
2:P:153:PHE:H	2:P:154:PRO:CD	2.19	0.55
2:P:36:TRP:O	2:P:48:ILE:HB	2.06	0.55
3:W:87:ALA:HB2	3:W:110:ILE:HG13	1.88	0.55
1:C:62:LYS:HB3	1:C:372:LEU:HD11	1.88	0.55
1:D:433:LYS:O	1:D:435:PRO:HD3	2.06	0.55
2:Q:153:PHE:H	2:Q:154:PRO:CD	2.20	0.55
2:Q:60:TYR:HD2	2:Q:61:ASN:N	2.05	0.55
1:A:166:ALA:HA	1:A:167:VAL:C	2.26	0.55
1:C:384:ARG:HB3	1:C:385:PRO:HD3	1.88	0.55
3:W:140:LEU:H	3:W:140:LEU:HD12	1.70	0.55
1:A:12:LEU:HB2	1:A:223:ASN:OD1	2.06	0.55
1:B:71:GLY:O	1:B:212:VAL:HA	2.07	0.55
2:Q:101:GLY:CA	2:Q:102:ASN:HB3	2.25	0.55
1:B:12:LEU:HB2	1:B:223:ASN:OD1	2.07	0.55
1:B:62:LYS:HG3	1:B:372:LEU:HD11	1.89	0.55
1:D:10:VAL:HA	1:D:217:VAL:O	2.06	0.55
1:D:269:ALA:O	1:D:270:LEU:C	2.44	0.55
1:D:377:HIS:HD1	1:D:378:GLY:N	2.05	0.55
2:Q:36:TRP:O	2:Q:48:ILE:HB	2.06	0.55
2:Q:48:ILE:HG21	2:Q:80:TYR:OH	2.07	0.55
1:A:161:PRO:O	1:A:165:ILE:HG12	2.07	0.55
1:B:31:LEU:CD1	1:B:246:ILE:HD12	2.36	0.55
2:P:47:TRP:O	2:P:60:TYR:HD1	1.90	0.55
2:P:150:LYS:HZ3	3:S:185:THR:HG21	1.71	0.55
1:B:161:PRO:O	1:B:165:ILE:HG12	2.06	0.55
1:B:437:PRO:HG2	2:P:32:TYR:CZ	2.42	0.55
2:P:37:VAL:HG23	2:P:95:PHE:HB2	1.87	0.55
2:Q:45:LEU:H	2:Q:45:LEU:HD12	1.70	0.55
1:B:216:VAL:HG12	1:B:217:VAL:N	2.20	0.54
1:D:296:LEU:O	1:D:300:THR:HG22	2.07	0.54
3:S:87:ALA:HB2	3:S:110:ILE:HG13	1.88	0.54
3:W:94:GLN:HG2	3:W:95:TRP:N	2.23	0.54
1:B:362:LEU:HD23	1:B:365:TYR:HD2	1.71	0.54
1:C:267:ARG:NH1	1:C:277:ILE:H	2.04	0.54
1:C:37:ALA:O	1:C:184:VAL:HA	2.07	0.54
1:D:116:PHE:HB3	1:D:118:ILE:N	2.22	0.54
1:D:267:ARG:HA	1:D:272:ASP:HB3	1.88	0.54
2:Q:37:VAL:HG23	2:Q:95:PHE:HB2	1.88	0.54
3:W:38:HIS:HB2	3:W:93:GLN:HG3	1.89	0.54

Continued on next page...

Continued from previous page...

Atom-1	Atom-2	Interatomic distance (Å)	Clash overlap (Å)
1:D:118:ILE:HG22	1:D:119:LEU:HG	1.88	0.54
1:D:324:VAL:HG12	1:D:326:GLY:H	1.72	0.54
3:S:36:TYR:HA	3:S:55:THR:OG1	2.07	0.54
3:S:38:HIS:HB2	3:S:93:GLN:HG3	1.88	0.54
3:W:150:VAL:CG2	3:W:151:LYS:HA	2.37	0.54
1:D:78:ARG:HA	1:D:82:GLY:O	2.08	0.54
1:C:343:SER:HB2	1:C:344:PRO:HD3	1.88	0.54
1:C:38:THR:HG23	1:C:42:ALA:HB2	1.89	0.54
3:S:85:GLU:H	3:S:85:GLU:CD	2.11	0.54
1:A:439:ASP:O	3:S:97:TYR:HB3	2.08	0.54
1:A:216:VAL:HG12	1:A:217:VAL:N	2.20	0.54
1:A:246:ILE:C	1:A:248:GLY:H	2.11	0.54
2:Q:90:ASN:CB	2:Q:118:VAL:HG12	2.34	0.54
3:S:95:TRP:CH2	3:S:100:PRO:HD3	2.42	0.54
1:A:296:LEU:O	1:A:300:THR:HG22	2.08	0.54
1:C:116:PHE:HB3	1:C:118:ILE:N	2.22	0.54
3:W:85:GLU:CD	3:W:85:GLU:H	2.10	0.54
1:B:135:ILE:O	1:B:139:LEU:HG	2.08	0.54
1:B:246:ILE:C	1:B:248:GLY:H	2.11	0.54
1:D:37:ALA:O	1:D:184:VAL:HA	2.07	0.54
1:A:273:THR:O	1:A:274:ALA:HB2	2.08	0.54
1:D:292:GLY:O	1:D:296:LEU:HG	2.08	0.54
1:D:62:LYS:HB3	1:D:372:LEU:HD11	1.89	0.54
1:D:72:GLY:H	1:D:75:ALA:H	1.54	0.54
1:B:313:ILE:CD1	1:B:313:ILE:H	2.16	0.53
1:C:274:ALA:HB1	1:C:275:GLY:HA2	1.90	0.53
2:P:118:VAL:HG13	2:P:118:VAL:O	2.08	0.53
2:Q:118:VAL:O	2:Q:118:VAL:HG13	2.08	0.53
1:C:296:LEU:O	1:C:300:THR:HG22	2.08	0.53
1:D:384:ARG:HB3	1:D:385:PRO:HD3	1.90	0.53
2:P:38:LYS:HB2	2:P:48:ILE:HD11	1.89	0.53
2:P:48:ILE:HG21	2:P:80:TYR:OH	2.08	0.53
1:A:289:SER:O	1:A:293:TRP:HD1	1.91	0.53
1:D:38:THR:HG23	1:D:42:ALA:HB2	1.89	0.53
2:P:47:TRP:O	2:P:60:TYR:CD1	2.61	0.53
3:W:36:TYR:HA	3:W:55:THR:OG1	2.07	0.53
1:C:78:ARG:HA	1:C:82:GLY:O	2.08	0.53
1:D:219:ASN:N	1:D:220:PRO:CD	2.70	0.53
1:D:277:ILE:O	1:D:280:PHE:HB2	2.08	0.53
2:Q:38:LYS:HB2	2:Q:48:ILE:HD11	1.90	0.53
1:A:135:ILE:O	1:A:139:LEU:HG	2.08	0.53

Continued on next page...

Continued from previous page...

Atom-1	Atom-2	Interatomic distance (Å)	Clash overlap (Å)
2:P:24:ALA:HB1	2:P:27:TYR:CE1	2.38	0.53
1:B:289:SER:O	1:B:293:TRP:HD1	1.91	0.53
1:B:313:ILE:HD12	1:B:313:ILE:N	2.18	0.53
2:Q:45:LEU:N	2:Q:45:LEU:HD12	2.24	0.53
1:D:274:ALA:HB1	1:D:275:GLY:HA2	1.90	0.53
3:S:82:MET:SD	3:S:108:LEU:HD21	2.49	0.53
1:A:205:ILE:CG2	1:A:361:THR:HG21	2.39	0.53
1:B:205:ILE:CG2	1:B:361:THR:HG21	2.39	0.53
1:B:80:CYS:SG	1:B:374:LEU:HD12	2.49	0.53
3:W:51:TRP:CZ3	3:W:62:VAL:HG13	2.44	0.53
1:D:160:VAL:N	1:D:161:PRO:HD2	2.24	0.52
1:B:346:ALA:CB	1:B:347:ALA:CA	2.67	0.52
1:B:377:HIS:CE1	3:S:30:ASN:HD21	2.28	0.52
1:C:277:ILE:O	1:C:280:PHE:HB2	2.08	0.52
1:A:216:VAL:HG23	1:A:299:GLN:NE2	2.24	0.52
1:B:207:VAL:HG23	1:B:365:TYR:CE1	2.45	0.52
1:D:399:ILE:O	1:D:403:ILE:HG13	2.09	0.52
2:P:12:VAL:HG12	2:P:13:LYS:N	2.25	0.52
2:P:63:LYS:HZ2	2:P:63:LYS:HB2	1.73	0.52
1:B:116:PHE:HB3	1:B:118:ILE:H	1.75	0.52
1:B:59:VAL:HG22	1:B:391:THR:HG22	1.91	0.52
1:A:262:PHE:HE1	1:A:266:ALA:HB2	1.74	0.52
1:B:262:PHE:HE1	1:B:266:ALA:HB2	1.74	0.52
1:C:19:VAL:O	1:C:23:ILE:HG13	2.09	0.52
2:Q:150:LYS:NZ	3:W:185:THR:HG21	2.24	0.52
1:A:308:GLY:O	1:A:428:TYR:HE1	1.91	0.52
1:B:296:LEU:O	1:B:300:THR:HG22	2.09	0.52
1:C:292:GLY:O	1:C:296:LEU:HG	2.08	0.52
1:D:19:VAL:O	1:D:23:ILE:HG13	2.10	0.52
1:D:71:GLY:O	1:D:212:VAL:HA	2.09	0.52
1:B:87:TYR:O	1:B:91:VAL:HG23	2.10	0.52
1:C:130:VAL:O	1:C:134:TRP:HD1	1.93	0.52
2:P:45:LEU:HD12	2:P:45:LEU:N	2.25	0.52
1:A:116:PHE:HB3	1:A:118:ILE:H	1.75	0.52
1:D:145:LYS:O	1:D:149:ARG:HG3	2.10	0.52
2:P:153:PHE:N	2:P:154:PRO:CD	2.73	0.52
3:W:4:MET:CE	3:W:4:MET:HA	2.40	0.52
1:A:80:CYS:SG	1:A:374:LEU:HD12	2.50	0.52
1:A:87:TYR:O	1:A:91:VAL:HG23	2.10	0.52
1:B:308:GLY:O	1:B:428:TYR:HE1	1.92	0.52
2:P:63:LYS:NZ	2:P:67:LYS:HZ3	2.07	0.52

Continued on next page...

Continued from previous page...

Atom-1	Atom-2	Interatomic distance (Å)	Clash overlap (Å)
2:Q:2:VAL:HB	2:Q:109:TYR:CD1	2.45	0.52
3:W:23:CYS:HB2	3:W:39:TRP:CH2	2.45	0.52
1:C:160:VAL:N	1:C:161:PRO:HD2	2.24	0.51
1:C:219:ASN:N	1:C:220:PRO:CD	2.70	0.51
1:C:71:GLY:O	1:C:212:VAL:HA	2.10	0.51
3:S:151:LYS:CB	3:S:200:GLU:HB2	2.40	0.51
1:A:119:LEU:HB3	1:A:124:VAL:HG11	1.92	0.51
1:A:59:VAL:HG22	1:A:391:THR:HG22	1.92	0.51
1:C:145:LYS:O	1:C:149:ARG:HG3	2.11	0.51
1:C:92:LEU:HD11	1:C:417:LEU:HD21	1.93	0.51
2:Q:50:TRP:O	2:Q:57:SER:HB2	2.10	0.51
3:S:197:TYR:HB2	3:S:214:PHE:CE2	2.44	0.51
3:W:155:ILE:HA	3:W:196:SER:O	2.10	0.51
1:A:207:VAL:HG23	1:A:365:TYR:CE1	2.46	0.51
1:B:216:VAL:HG23	1:B:299:GLN:NE2	2.25	0.51
3:W:197:TYR:HB2	3:W:214:PHE:CE2	2.45	0.51
1:C:147:ILE:HD12	1:C:148:THR:N	2.25	0.51
1:C:41:ILE:HG22	1:C:41:ILE:O	2.11	0.51
2:Q:153:PHE:N	2:Q:154:PRO:CD	2.73	0.51
3:S:4:MET:HA	3:S:4:MET:CE	2.40	0.51
1:A:267:ARG:HB3	1:A:272:ASP:HB2	1.92	0.51
1:C:399:ILE:O	1:C:403:ILE:HG13	2.09	0.51
1:C:395:PHE:CE2	1:D:422:ALA:HA	2.45	0.51
2:Q:9:PRO:CB	2:Q:10:GLU:HB2	2.35	0.51
1:D:308:GLY:O	1:D:428:TYR:HE1	1.94	0.51
2:Q:4:LEU:O	2:Q:111:GLY:HA2	2.11	0.51
3:W:150:VAL:CB	3:W:151:LYS:HA	2.41	0.51
2:P:12:VAL:N	2:P:117:THR:O	2.43	0.51
3:S:155:ILE:HA	3:S:196:SER:O	2.11	0.51
1:B:159:LEU:HD11	1:B:238:CYS:SG	2.51	0.51
1:B:220:PRO:C	1:B:222:ARG:H	2.15	0.51
2:P:47:TRP:CE3	3:S:100:PRO:HD2	2.46	0.51
2:P:66:GLY:HA2	2:P:83:LEU:HB3	1.93	0.51
2:P:150:LYS:HG3	2:P:183:THR:HB	1.94	0.50
1:B:87:TYR:CE1	1:B:424:TYR:HB2	2.46	0.50
1:C:308:GLY:O	1:C:428:TYR:HE1	1.94	0.50
1:D:92:LEU:HD11	1:D:417:LEU:HD21	1.93	0.50
3:W:200:GLU:HG2	3:W:211:VAL:HG23	1.93	0.50
1:D:219:ASN:H	1:D:220:PRO:HD3	1.76	0.50
1:D:41:ILE:HG22	1:D:41:ILE:O	2.11	0.50
1:D:69:SER:C	1:D:71:GLY:HA3	2.31	0.50

Continued on next page...

Continued from previous page...

Atom-1	Atom-2	Interatomic distance (Å)	Clash overlap (Å)
1:A:87:TYR:CE1	1:A:424:TYR:HB2	2.45	0.50
1:C:251:PRO:HB2	1:C:257:VAL:HG22	1.94	0.50
1:C:69:SER:C	1:C:71:GLY:HA3	2.32	0.50
1:D:147:ILE:HD12	1:D:148:THR:N	2.26	0.50
2:P:2:VAL:HB	2:P:109:TYR:CD1	2.46	0.50
2:P:4:LEU:O	2:P:111:GLY:HA2	2.12	0.50
2:P:92:SER:O	2:P:93:VAL:C	2.49	0.50
2:P:187:SER:HB3	3:S:139:PHE:CE2	2.47	0.50
1:A:287:LEU:O	1:A:290:LEU:HB2	2.11	0.50
1:A:309:LEU:O	1:A:310:PHE:CB	2.60	0.50
2:P:135:CYS:SG	3:S:214:PHE:HB2	2.51	0.50
2:Q:150:LYS:HG3	2:Q:183:THR:HB	1.94	0.50
3:S:200:GLU:HG2	3:S:211:VAL:HG23	1.94	0.50
3:W:151:LYS:C	3:W:152:TRP:CG	2.85	0.50
1:A:134:TRP:O	1:A:138:LEU:HG	2.12	0.50
1:B:119:LEU:HB3	1:B:124:VAL:HG11	1.92	0.50
1:B:343:SER:CB	1:B:344:PRO:HD3	2.36	0.50
1:D:313:ILE:CD1	1:D:313:ILE:H	2.21	0.50
2:P:144:THR:O	3:S:122:PHE:HZ	1.94	0.50
1:A:134:TRP:HE1	1:A:335:THR:CG2	2.20	0.50
1:A:166:ALA:HA	1:A:167:VAL:O	2.12	0.50
1:A:170:TRP:N	1:A:249:MET:HE1	2.27	0.50
1:A:249:MET:HE3	1:A:249:MET:H	1.76	0.50
1:C:121:ASP:HB3	1:C:122:PRO:CD	2.42	0.50
1:D:222:ARG:O	1:D:226:ILE:HG13	2.12	0.50
2:Q:63:LYS:CB	2:Q:67:LYS:HZ3	2.24	0.50
1:A:37:ALA:O	1:A:38:THR:HG22	2.12	0.50
1:B:287:LEU:O	1:B:290:LEU:HB2	2.11	0.50
1:D:436:TYR:N	1:D:436:TYR:CD2	2.80	0.50
2:P:50:TRP:O	2:P:57:SER:HB2	2.12	0.50
1:A:159:LEU:HD11	1:A:238:CYS:SG	2.52	0.50
1:A:246:ILE:O	1:A:251:PRO:HD2	2.12	0.50
1:D:251:PRO:HB2	1:D:257:VAL:HG22	1.94	0.50
2:Q:134:VAL:HG12	2:Q:135:CYS:SG	2.52	0.50
2:Q:66:GLY:HA2	2:Q:83:LEU:HB3	1.93	0.50
3:S:23:CYS:HB2	3:S:39:TRP:CH2	2.47	0.50
3:W:95:TRP:CH2	3:W:100:PRO:HD3	2.46	0.50
3:W:51:TRP:HZ3	3:W:66:PHE:CD2	2.30	0.50
1:A:39:GLY:CA	1:A:247:MET:HG3	2.33	0.49
1:D:130:VAL:O	1:D:134:TRP:HD1	1.93	0.49
2:P:158:THR:HB	2:P:205:ALA:HB3	1.94	0.49

Continued on next page...

Continued from previous page...

Atom-1	Atom-2	Interatomic distance (Å)	Clash overlap (Å)
1:B:363:VAL:N	1:B:364:PRO:HD2	2.27	0.49
1:A:430:ARG:HG2	1:B:377:HIS:ND1	2.27	0.49
1:D:111:TYR:HB3	1:D:283:ALA:HB2	1.94	0.49
1:D:81:PHE:HB3	1:D:85:LEU:HD12	1.94	0.49
1:B:166:ALA:HA	1:B:167:VAL:O	2.12	0.49
1:B:37:ALA:O	1:B:38:THR:HG22	2.12	0.49
2:P:11:LEU:CD1	2:P:117:THR:HB	2.42	0.49
1:A:159:LEU:O	1:A:163:VAL:HG12	2.13	0.49
1:A:57:SER:HB3	1:A:232:VAL:HG21	1.94	0.49
1:D:69:SER:O	1:D:71:GLY:HA3	2.12	0.49
3:S:198:THR:CG2	3:S:213:SER:HB2	2.42	0.49
1:B:159:LEU:O	1:B:163:VAL:HG12	2.13	0.49
1:B:250:ILE:HG23	1:B:269:ALA:HB3	1.94	0.49
1:C:111:TYR:HB3	1:C:283:ALA:HB2	1.94	0.49
1:C:339:PHE:O	1:C:344:PRO:HD2	2.12	0.49
1:C:69:SER:O	1:C:71:GLY:HA3	2.13	0.49
1:A:249:MET:H	1:A:249:MET:CE	2.26	0.49
1:A:363:VAL:N	1:A:364:PRO:HD2	2.27	0.49
1:B:309:LEU:O	1:B:310:PHE:CB	2.60	0.49
1:B:339:PHE:O	1:B:344:PRO:CD	2.60	0.49
1:D:121:ASP:HB3	1:D:122:PRO:CD	2.43	0.49
1:D:357:SER:O	1:D:360:PHE:HB2	2.11	0.49
1:D:377:HIS:HD1	1:D:378:GLY:H	1.60	0.49
2:P:30:THR:HG22	2:P:53:PRO:HB2	1.94	0.49
3:S:146:LYS:HE2	3:S:178:TYR:CE2	2.47	0.49
1:C:268:MET:O	1:C:269:ALA:CB	2.59	0.49
1:C:313:ILE:CD1	1:C:313:ILE:H	2.21	0.49
1:D:433:LYS:HE2	2:Q:52:TYR:CG	2.48	0.49
3:W:112:ARG:HD3	3:W:113:ALA:O	2.13	0.49
3:W:140:LEU:N	3:W:140:LEU:HD12	2.28	0.49
1:D:122:PRO:C	1:D:124:VAL:H	2.16	0.49
2:P:67:LYS:HB2	2:P:80:TYR:HE1	1.77	0.49
1:A:140:ASN:HD22	1:A:327:LEU:HD11	1.78	0.49
1:C:429:ASN:OD1	1:C:430:ARG:HG3	2.13	0.49
3:W:149:ASN:ND2	3:W:151:LYS:HE2	2.28	0.49
1:A:250:ILE:HG23	1:A:269:ALA:HB3	1.94	0.49
1:B:57:SER:HB3	1:B:232:VAL:HG21	1.94	0.49
2:P:90:ASN:CB	2:P:118:VAL:HG12	2.34	0.49
2:Q:30:THR:HG22	2:Q:53:PRO:HB2	1.95	0.49
2:Q:67:LYS:HB2	2:Q:80:TYR:HE1	1.77	0.49
1:A:131:ALA:O	1:A:135:ILE:HG13	2.13	0.48

Continued on next page...

Continued from previous page...

Atom-1	Atom-2	Interatomic distance (Å)	Clash overlap (Å)
1:B:131:ALA:O	1:B:135:ILE:HG13	2.12	0.48
1:B:141:ILE:HD12	1:B:328:LEU:HD21	1.95	0.48
1:C:222:ARG:O	1:C:226:ILE:HG13	2.13	0.48
1:C:357:SER:O	1:C:360:PHE:HB2	2.12	0.48
1:C:436:TYR:CD2	1:C:436:TYR:N	2.81	0.48
1:D:159:LEU:O	1:D:163:VAL:HG12	2.13	0.48
3:S:144:TYR:CG	3:S:145:PRO:HA	2.48	0.48
3:W:146:LYS:HE2	3:W:178:TYR:CE2	2.48	0.48
1:A:436:TYR:HE2	2:P:103:TYR:HE2	1.60	0.48
1:C:159:LEU:O	1:C:163:VAL:HG12	2.13	0.48
2:Q:92:SER:O	2:Q:93:VAL:CB	2.59	0.48
3:S:140:LEU:HD12	3:S:140:LEU:N	2.27	0.48
1:B:140:ASN:HD22	1:B:327:LEU:HD11	1.78	0.48
1:C:343:SER:HB2	1:C:344:PRO:CD	2.42	0.48
2:Q:27:TYR:CE2	2:Q:98:ARG:HD2	2.48	0.48
2:Q:106:TRP:HB3	3:W:38:HIS:CE1	2.48	0.48
1:B:140:ASN:HD21	1:B:295:LEU:HA	1.78	0.48
3:W:198:THR:CG2	3:W:213:SER:HB2	2.43	0.48
3:W:82:MET:SD	3:W:108:LEU:HD21	2.52	0.48
1:A:60:TYR:CE1	1:A:208:GLU:HB3	2.48	0.48
1:A:220:PRO:C	1:A:222:ARG:H	2.15	0.48
1:A:410:VAL:HG13	1:B:414:PHE:HD1	1.78	0.48
1:B:101:ASN:ND2	1:B:294:THR:HG23	2.29	0.48
1:B:246:ILE:O	1:B:251:PRO:HD2	2.12	0.48
1:C:59:VAL:HG22	1:C:391:THR:HG22	1.95	0.48
1:D:354:SER:C	1:D:356:VAL:H	2.16	0.48
2:Q:158:THR:HB	2:Q:205:ALA:HB3	1.95	0.48
3:W:54:ASP:HB2	3:W:57:LYS:HD3	1.96	0.48
1:B:31:LEU:CB	1:B:32:PRO:HD3	2.43	0.48
1:D:110:GLY:O	1:D:114:TYR:HB2	2.13	0.48
3:S:146:LYS:HE2	3:S:178:TYR:HE2	1.79	0.48
3:S:51:TRP:HZ3	3:S:66:PHE:CD2	2.31	0.48
1:A:140:ASN:HD21	1:A:295:LEU:HA	1.79	0.48
1:A:169:GLY:HA2	1:A:170:TRP:HA	1.65	0.48
1:A:381:GLY:HA3	1:A:383:ALA:H	1.79	0.48
1:B:134:TRP:O	1:B:138:LEU:HG	2.12	0.48
1:D:59:VAL:HG22	1:D:391:THR:HG22	1.95	0.48
1:D:429:ASN:OD1	1:D:430:ARG:HG3	2.14	0.48
2:P:27:TYR:CE2	2:P:98:ARG:HD2	2.48	0.48
3:W:144:TYR:CG	3:W:145:PRO:HA	2.48	0.48
1:A:70:PRO:N	1:A:71:GLY:HA3	2.29	0.48

Continued on next page...

Continued from previous page...

Atom-1	Atom-2	Interatomic distance (Å)	Clash overlap (Å)
1:D:32:PRO:HG3	1:D:262:PHE:HB2	1.95	0.48
1:B:117:PRO:O	1:B:118:ILE:C	2.53	0.48
1:C:35:LEU:HA	1:C:38:THR:O	2.14	0.48
1:D:435:PRO:HG3	2:Q:103:TYR:CD1	2.49	0.48
2:P:152:TYR:CE1	2:P:182:TYR:HB2	2.49	0.48
3:S:20:THR:HG23	3:S:78:THR:HG22	1.96	0.48
1:A:433:LYS:O	1:A:435:PRO:HD3	2.14	0.47
1:B:165:ILE:O	1:B:166:ALA:CB	2.62	0.47
1:B:73:SER:HB3	1:B:74:TYR:H	1.59	0.47
1:C:141:ILE:HG23	1:C:141:ILE:O	2.14	0.47
1:C:346:ALA:H	1:C:347:ALA:C	2.17	0.47
1:D:141:ILE:HG23	1:D:141:ILE:O	2.14	0.47
2:P:134:VAL:O	2:P:135:CYS:HB2	2.13	0.47
3:S:112:ARG:HD3	3:S:113:ALA:O	2.14	0.47
3:S:54:ASP:HB2	3:S:57:LYS:HD3	1.96	0.47
1:A:165:ILE:O	1:A:166:ALA:CB	2.62	0.47
1:D:307:ASP:C	1:D:309:LEU:H	2.17	0.47
2:Q:60:TYR:CE2	3:W:99:PRO:HG2	2.49	0.47
1:A:141:ILE:HD12	1:A:328:LEU:HD21	1.96	0.47
1:A:101:ASN:ND2	1:A:294:THR:HG23	2.29	0.47
1:B:249:MET:CE	1:B:249:MET:H	2.26	0.47
1:B:130:VAL:HG13	1:B:335:THR:HG22	1.96	0.47
2:Q:119:SER:HB3	2:Q:153:PHE:CZ	2.49	0.47
2:Q:152:TYR:CE1	2:Q:182:TYR:HB2	2.49	0.47
1:A:268:MET:HG3	1:A:269:ALA:H	1.79	0.47
1:B:10:VAL:HA	1:B:11:GLY:HA2	1.61	0.47
1:B:70:PRO:N	1:B:71:GLY:HA3	2.29	0.47
2:Q:10:GLU:HG2	2:Q:11:LEU:CD2	2.37	0.47
1:A:117:PRO:O	1:A:118:ILE:C	2.53	0.47
1:C:122:PRO:C	1:C:124:VAL:H	2.16	0.47
1:C:32:PRO:HG3	1:C:262:PHE:HB2	1.95	0.47
1:D:134:TRP:HA	1:D:137:VAL:CG1	2.43	0.47
1:B:134:TRP:HE1	1:B:335:THR:CG2	2.19	0.47
1:B:197:LEU:HB3	1:B:201:LEU:HG	1.96	0.47
1:B:60:TYR:CE1	1:B:208:GLU:HB3	2.49	0.47
1:C:165:ILE:O	1:C:165:ILE:HG22	2.15	0.47
1:D:35:LEU:HA	1:D:38:THR:O	2.14	0.47
1:D:80:CYS:SG	1:D:371:ALA:HA	2.55	0.47
1:A:349:GLU:O	1:A:353:VAL:HG23	2.14	0.47
1:C:307:ASP:C	1:C:309:LEU:H	2.18	0.47
1:C:73:SER:OG	1:C:364:PRO:HB3	2.14	0.47

Continued on next page...

Continued from previous page...

Atom-1	Atom-2	Interatomic distance (Å)	Clash overlap (Å)
2:P:18:VAL:O	2:P:81:MET:HA	2.15	0.47
2:P:154:PRO:HB3	2:P:208:ALA:CB	2.45	0.47
2:Q:145:LEU:N	2:Q:145:LEU:HD23	2.30	0.47
1:B:125:LEU:HD23	1:B:125:LEU:O	2.15	0.47
1:C:110:GLY:O	1:C:114:TYR:HB2	2.14	0.47
1:D:248:GLY:HA3	1:D:249:MET:HA	1.70	0.47
2:P:119:SER:HB3	2:P:153:PHE:CZ	2.50	0.47
2:Q:126:PRO:HA	2:Q:151:GLY:O	2.14	0.47
2:Q:63:LYS:NZ	2:Q:67:LYS:HZ3	2.12	0.47
3:W:200:GLU:HG2	3:W:211:VAL:CG2	2.45	0.47
1:A:31:LEU:CB	1:A:32:PRO:HD3	2.44	0.47
1:C:134:TRP:HA	1:C:137:VAL:CG1	2.43	0.47
1:D:361:THR:O	1:D:365:TYR:HD2	1.97	0.47
1:C:219:ASN:H	1:C:220:PRO:HD3	1.76	0.47
1:C:393:VAL:O	1:C:396:VAL:HG12	2.15	0.47
1:D:207:VAL:C	1:D:209:SER:H	2.18	0.47
1:D:346:ALA:HA	1:D:347:ALA:HA	1.56	0.47
1:D:73:SER:OG	1:D:364:PRO:HB3	2.14	0.47
2:P:12:VAL:CG1	2:P:13:LYS:N	2.78	0.47
2:Q:48:ILE:HG23	2:Q:67:LYS:HZ2	1.80	0.47
3:W:20:THR:HG23	3:W:78:THR:HG22	1.96	0.47
1:A:141:ILE:HG12	1:A:141:ILE:O	2.15	0.47
1:C:252:ASN:HA	1:C:253:ALA:HA	1.65	0.47
1:C:49:THR:OG1	1:C:201:LEU:HD23	2.15	0.47
1:D:433:LYS:HE2	2:Q:52:TYR:CD2	2.50	0.47
1:A:377:HIS:ND1	1:B:430:ARG:HG2	2.29	0.46
1:B:381:GLY:HA3	1:B:383:ALA:H	1.80	0.46
1:C:332:VAL:O	1:C:336:ILE:HG13	2.15	0.46
1:D:247:MET:N	1:D:248:GLY:O	2.48	0.46
1:D:363:VAL:HB	1:D:364:PRO:HD3	1.97	0.46
2:P:63:LYS:CB	2:P:67:LYS:HZ3	2.27	0.46
2:Q:63:LYS:HD2	2:Q:67:LYS:HZ3	1.80	0.46
2:Q:53:PRO:HA	2:Q:71:THR:HG21	1.98	0.46
3:S:65:ARG:CZ	3:S:83:GLU:HG3	2.45	0.46
3:W:65:ARG:CZ	3:W:83:GLU:HG3	2.45	0.46
1:A:130:VAL:HG13	1:A:335:THR:HG22	1.97	0.46
1:A:205:ILE:HG23	1:A:361:THR:HG21	1.97	0.46
1:B:262:PHE:CG	1:B:263:GLY:N	2.83	0.46
1:C:361:THR:O	1:C:365:TYR:HD2	1.98	0.46
1:C:81:PHE:HB3	1:C:85:LEU:HD12	1.96	0.46
1:D:147:ILE:H	1:D:147:ILE:HG13	1.56	0.46

Continued on next page...

Continued from previous page...

Atom-1	Atom-2	Interatomic distance (Å)	Clash overlap (Å)
2:P:145:LEU:HD23	2:P:145:LEU:N	2.30	0.46
2:P:187:SER:HB3	3:S:139:PHE:CD2	2.50	0.46
3:W:146:LYS:HE2	3:W:178:TYR:HE2	1.79	0.46
1:A:121:ASP:HB3	1:A:122:PRO:HD2	1.97	0.46
2:P:126:PRO:HA	2:P:151:GLY:O	2.14	0.46
1:B:360:PHE:HE2	1:B:413:SER:HA	1.80	0.46
1:B:435:PRO:HA	1:B:436:TYR:HA	1.59	0.46
1:B:85:LEU:HD12	1:B:85:LEU:N	2.31	0.46
1:C:170:TRP:H	1:C:249:MET:HG3	1.80	0.46
1:C:363:VAL:HB	1:C:364:PRO:HD3	1.96	0.46
1:D:10:VAL:CG2	1:D:145:LYS:HE3	2.45	0.46
1:C:430:ARG:HG2	1:D:377:HIS:HD2	1.76	0.46
2:P:134:VAL:O	2:P:135:CYS:CB	2.62	0.46
3:W:110:ILE:CD1	3:W:110:ILE:H	2.26	0.46
1:A:125:LEU:O	1:A:125:LEU:HD23	2.15	0.46
1:A:360:PHE:HE2	1:A:413:SER:HA	1.80	0.46
1:C:182:TRP:O	1:C:184:VAL:N	2.48	0.46
2:P:53:PRO:HA	2:P:71:THR:HG21	1.97	0.46
2:Q:154:PRO:HB3	2:Q:208:ALA:CB	2.45	0.46
1:B:222:ARG:O	1:B:226:ILE:HG13	2.16	0.46
1:B:248:GLY:HA2	1:B:249:MET:HA	1.63	0.46
1:B:268:MET:HG3	1:B:269:ALA:H	1.79	0.46
2:Q:65:LYS:O	2:Q:67:LYS:HG2	2.15	0.46
1:B:43:ILE:C	1:B:45:GLY:H	2.19	0.46
1:C:70:PRO:HB3	1:C:215:GLY:CA	2.46	0.46
1:A:197:LEU:HB3	1:A:201:LEU:HG	1.96	0.46
1:A:216:VAL:O	1:A:217:VAL:HB	2.16	0.46
1:B:216:VAL:O	1:B:217:VAL:HB	2.15	0.46
1:C:147:ILE:HD12	1:C:148:THR:H	1.81	0.46
1:D:250:ILE:HG23	1:D:269:ALA:CB	2.45	0.46
1:C:79:ARG:HB2	1:D:436:TYR:O	2.16	0.46
2:P:65:LYS:O	2:P:67:LYS:HG2	2.16	0.46
2:Q:18:VAL:O	2:Q:81:MET:HA	2.15	0.46
3:S:39:TRP:HA	3:S:91:TYR:O	2.15	0.46
1:A:117:PRO:HG2	1:A:120:LYS:HE2	1.98	0.46
1:C:403:ILE:HA	1:D:411:MET:CE	2.46	0.46
1:D:165:ILE:HG22	1:D:165:ILE:O	2.15	0.46
1:C:411:MET:CE	1:D:403:ILE:HA	2.46	0.46
3:W:154:LYS:HA	3:W:159:GLU:HA	1.98	0.46
1:A:222:ARG:O	1:A:226:ILE:HG13	2.16	0.46
1:A:72:GLY:HA3	1:A:75:ALA:H	1.81	0.46

Continued on next page...

Continued from previous page...

Atom-1	Atom-2	Interatomic distance (Å)	Clash overlap (Å)
1:A:85:LEU:N	1:A:85:LEU:HD12	2.31	0.46
1:B:205:ILE:HG23	1:B:361:THR:HG21	1.97	0.46
1:D:427:ASN:C	1:D:429:ASN:H	2.19	0.46
3:W:144:TYR:O	3:W:203:HIS:HE1	1.99	0.46
1:B:72:GLY:HA3	1:B:75:ALA:H	1.81	0.45
1:D:207:VAL:O	1:D:209:SER:N	2.50	0.45
1:D:70:PRO:HB3	1:D:215:GLY:CA	2.46	0.45
1:A:435:PRO:HB2	2:P:103:TYR:CD2	2.50	0.45
2:P:102:ASN:HA	2:P:103:TYR:HA	1.72	0.45
2:P:60:TYR:CE2	2:P:62:GLU:HB3	2.51	0.45
2:Q:134:VAL:HG12	2:Q:135:CYS:N	2.31	0.45
1:A:68:PRO:HB3	1:A:220:PRO:HB2	1.99	0.45
1:D:332:VAL:O	1:D:336:ILE:HG13	2.16	0.45
2:Q:47:TRP:CG	3:W:100:PRO:HG2	2.52	0.45
2:Q:63:LYS:HD2	2:Q:67:LYS:NZ	2.32	0.45
3:S:200:GLU:HG2	3:S:211:VAL:CG2	2.45	0.45
1:A:339:PHE:O	1:A:344:PRO:HD2	2.16	0.45
1:D:49:THR:OG1	1:D:201:LEU:HD23	2.16	0.45
2:Q:129:TYR:HB3	3:W:125:SER:OG	2.16	0.45
2:Q:63:LYS:HB3	2:Q:67:LYS:HE2	1.99	0.45
1:A:274:ALA:CA	1:A:275:GLY:C	2.84	0.45
1:A:43:ILE:C	1:A:45:GLY:H	2.19	0.45
1:B:68:PRO:HB3	1:B:220:PRO:HB2	1.99	0.45
1:C:382:LYS:C	1:C:384:ARG:H	2.18	0.45
1:D:29:PHE:CG	1:D:29:PHE:O	2.69	0.45
1:D:71:GLY:H	1:D:303:ALA:CB	2.30	0.45
3:S:144:TYR:O	3:S:203:HIS:HE1	2.00	0.45
1:D:147:ILE:HD12	1:D:148:THR:HG23	1.99	0.45
1:D:250:ILE:HG12	1:D:269:ALA:HB3	1.99	0.45
3:S:30:ASN:O	3:S:36:TYR:CB	2.64	0.45
1:A:134:TRP:HA	1:A:137:VAL:HB	1.99	0.45
1:C:147:ILE:HD12	1:C:148:THR:HG23	1.98	0.45
1:C:260:SER:HA	1:C:261:PRO:HD3	1.79	0.45
1:C:71:GLY:H	1:C:303:ALA:CB	2.30	0.45
1:D:147:ILE:HD12	1:D:148:THR:H	1.82	0.45
1:D:170:TRP:H	1:D:249:MET:HG3	1.80	0.45
1:A:10:VAL:HA	1:A:11:GLY:HA2	1.61	0.45
1:B:117:PRO:HG2	1:B:120:LYS:HE2	1.98	0.45
1:B:141:ILE:HG12	1:B:141:ILE:O	2.15	0.45
1:B:53:ALA:HA	1:B:397:TYR:CE1	2.52	0.45
1:D:205:ILE:HG23	1:D:361:THR:HG21	1.99	0.45

Continued on next page...

Continued from previous page...

Atom-1	Atom-2	Interatomic distance (Å)	Clash overlap (Å)
1:D:361:THR:HG22	1:D:365:TYR:CE2	2.49	0.45
1:D:74:TYR:CZ	1:D:304:ALA:HA	2.51	0.45
3:S:129:LEU:H	3:S:129:LEU:HD12	1.82	0.45
1:A:146:MET:O	1:A:150:VAL:HG23	2.17	0.45
1:A:216:VAL:C	1:A:218:LYS:H	2.20	0.45
1:A:262:PHE:CG	1:A:263:GLY:N	2.84	0.45
1:C:141:ILE:HA	1:C:142:VAL:HA	1.48	0.45
1:D:143:GLY:O	1:D:146:MET:HB3	2.17	0.45
1:D:81:PHE:CB	1:D:85:LEU:HD12	2.47	0.45
1:A:13:ILE:N	1:A:14:PRO:CD	2.80	0.45
1:B:13:ILE:N	1:B:14:PRO:CD	2.80	0.45
1:C:121:ASP:HB3	1:C:122:PRO:HD2	1.98	0.45
1:C:143:GLY:O	1:C:146:MET:HB3	2.17	0.45
1:C:29:PHE:O	1:C:29:PHE:CG	2.69	0.45
1:D:182:TRP:O	1:D:184:VAL:N	2.49	0.45
1:D:260:SER:HA	1:D:261:PRO:HD3	1.79	0.45
1:D:393:VAL:O	1:D:396:VAL:HG12	2.16	0.45
1:C:85:LEU:HD21	1:D:85:LEU:HD11	1.98	0.45
2:P:60:TYR:CE2	3:S:99:PRO:HG2	2.52	0.45
2:P:60:TYR:C	2:P:60:TYR:CD2	2.91	0.45
2:Q:60:TYR:CE2	2:Q:62:GLU:HB3	2.52	0.45
3:S:127:GLU:HA	3:S:130:THR:OG1	2.17	0.45
3:S:2:LEU:HD22	3:S:94:GLN:HE21	1.82	0.45
3:W:127:GLU:HA	3:W:130:THR:OG1	2.17	0.45
3:W:151:LYS:O	3:W:152:TRP:CD1	2.70	0.45
1:A:70:PRO:HB2	1:A:71:GLY:HA2	1.99	0.45
1:B:327:LEU:O	1:B:327:LEU:HD13	2.17	0.45
1:C:132:VAL:HA	1:C:135:ILE:HD12	1.99	0.45
1:D:141:ILE:HA	1:D:142:VAL:HA	1.48	0.45
3:S:40:TYR:HD1	3:S:50:ARG:HA	1.82	0.45
1:A:23:ILE:HG12	1:A:206:GLY:CA	2.24	0.44
1:A:435:PRO:HA	1:A:436:TYR:HA	1.59	0.44
1:B:216:VAL:C	1:B:218:LYS:H	2.20	0.44
1:B:434:ASN:O	1:B:437:PRO:HG3	2.17	0.44
1:C:428:TYR:CD2	1:C:428:TYR:N	2.85	0.44
2:Q:121:ALA:HB3	2:Q:153:PHE:CE2	2.52	0.44
3:S:191:TYR:HA	3:S:197:TYR:OH	2.17	0.44
1:B:121:ASP:HB3	1:B:122:PRO:HD2	1.98	0.44
1:B:433:LYS:HE2	2:P:52:TYR:CG	2.52	0.44
1:C:70:PRO:O	1:C:303:ALA:HB2	2.17	0.44
2:Q:12:VAL:O	2:Q:118:VAL:HA	2.17	0.44

Continued on next page...

Continued from previous page...

Atom-1	Atom-2	Interatomic distance (Å)	Clash overlap (Å)
3:W:129:LEU:HD12	3:W:129:LEU:N	2.32	0.44
1:B:70:PRO:HB2	1:B:71:GLY:HA2	1.99	0.44
1:C:373:LEU:CD1	1:D:426:LEU:HD23	2.47	0.44
1:C:435:PRO:HA	1:C:436:TYR:HA	1.68	0.44
1:D:252:ASN:HA	1:D:253:ALA:HA	1.66	0.44
2:P:121:ALA:HB3	2:P:153:PHE:CE2	2.53	0.44
2:P:60:TYR:C	2:P:60:TYR:HD2	2.21	0.44
1:A:327:LEU:HD13	1:A:327:LEU:O	2.18	0.44
1:D:392:PHE:O	1:D:395:PHE:HB2	2.17	0.44
2:P:133:PRO:HG2	2:P:195:TRP:CH2	2.53	0.44
2:Q:151:GLY:O	2:Q:152:TYR:HB3	2.18	0.44
3:S:154:LYS:HA	3:S:159:GLU:HA	1.98	0.44
3:W:129:LEU:HD12	3:W:129:LEU:H	1.81	0.44
1:A:292:GLY:O	1:A:296:LEU:HG	2.17	0.44
1:A:53:ALA:HA	1:A:397:TYR:CE1	2.52	0.44
1:B:147:ILE:HD11	1:B:291:GLY:C	2.38	0.44
1:B:78:ARG:HA	1:B:82:GLY:O	2.17	0.44
1:C:207:VAL:C	1:C:209:SER:H	2.19	0.44
1:C:361:THR:HG22	1:C:365:TYR:CE2	2.49	0.44
1:D:31:LEU:HB2	1:D:246:ILE:HD11	2.00	0.44
1:D:71:GLY:HA2	1:D:75:ALA:HB2	2.00	0.44
3:W:203:HIS:CE1	3:W:205:THR:HG23	2.52	0.44
1:C:440:ALA:HB2	3:W:97:TYR:CD2	2.53	0.44
1:A:377:HIS:HB3	1:B:429:ASN:OD1	2.16	0.44
1:A:60:TYR:CZ	1:A:208:GLU:HB3	2.53	0.44
1:C:247:MET:N	1:C:248:GLY:O	2.48	0.44
3:W:40:TYR:HD1	3:W:50:ARG:HA	1.82	0.44
1:A:270:LEU:O	1:A:270:LEU:HD13	2.17	0.44
1:A:434:ASN:O	1:A:437:PRO:HG3	2.18	0.44
1:A:78:ARG:HA	1:A:82:GLY:O	2.17	0.44
1:B:170:TRP:O	1:B:249:MET:HG3	2.18	0.44
1:B:311:PRO:HA	1:B:312:PRO:HD3	1.71	0.44
1:B:377:HIS:HE1	3:S:30:ASN:HD21	1.66	0.44
1:C:207:VAL:O	1:C:209:SER:N	2.50	0.44
1:C:74:TYR:CZ	1:C:304:ALA:HA	2.52	0.44
1:C:80:CYS:SG	1:C:371:ALA:HA	2.58	0.44
1:C:392:PHE:O	1:C:395:PHE:HB2	2.18	0.44
1:C:71:GLY:HA2	1:C:75:ALA:HB2	2.00	0.44
2:P:9:PRO:CB	2:P:10:GLU:CB	2.90	0.44
2:Q:160:THR:O	2:Q:203:ASN:N	2.49	0.44
3:S:123:PRO:HB3	3:S:214:PHE:CE1	2.53	0.44

Continued on next page...

Continued from previous page...

Atom-1	Atom-2	Interatomic distance (Å)	Clash overlap (Å)
3:W:123:PRO:HB3	3:W:214:PHE:CE1	2.53	0.44
1:A:147:ILE:HD11	1:A:291:GLY:C	2.38	0.44
1:B:250:ILE:HB	1:B:251:PRO:CD	2.40	0.44
1:C:216:VAL:HG12	1:C:217:VAL:N	2.33	0.44
1:D:250:ILE:HG23	1:D:269:ALA:HB2	2.00	0.44
1:D:360:PHE:CZ	1:D:416:THR:HG21	2.53	0.44
2:P:4:LEU:HG	2:P:96:CYS:SG	2.57	0.44
2:Q:134:VAL:CG1	2:Q:135:CYS:N	2.80	0.44
3:S:175:ASP:O	3:S:176:SER:HB2	2.18	0.44
3:W:112:ARG:HD2	3:W:144:TYR:HB2	2.00	0.44
1:B:134:TRP:HA	1:B:137:VAL:HB	1.99	0.44
1:B:105:VAL:CG1	1:B:290:LEU:HD11	2.48	0.44
2:Q:101:GLY:HA2	2:Q:102:ASN:CB	2.18	0.44
2:Q:34:ILE:O	2:Q:50:TRP:HA	2.18	0.44
3:W:191:TYR:HA	3:W:197:TYR:OH	2.17	0.44
1:B:433:LYS:O	1:B:435:PRO:HD3	2.18	0.43
1:D:10:VAL:HA	1:D:11:GLY:HA2	1.73	0.43
1:D:132:VAL:HA	1:D:135:ILE:HD12	2.00	0.43
2:P:34:ILE:O	2:P:50:TRP:HA	2.17	0.43
2:P:60:TYR:CD2	2:P:61:ASN:N	2.86	0.43
3:S:129:LEU:N	3:S:129:LEU:HD12	2.32	0.43
3:S:193:ARG:NH1	3:S:193:ARG:HA	2.33	0.43
1:C:205:ILE:HG23	1:C:361:THR:HG21	1.99	0.43
2:P:18:VAL:HG22	2:P:19:LYS:N	2.33	0.43
2:Q:131:LEU:HB2	2:Q:146:GLY:C	2.38	0.43
1:A:250:ILE:HB	1:A:251:PRO:CD	2.40	0.43
1:A:369:CYS:HB2	1:A:395:PHE:CE1	2.53	0.43
1:B:13:ILE:CG2	1:B:14:PRO:HD3	2.47	0.43
1:D:250:ILE:HB	1:D:251:PRO:CD	2.45	0.43
1:D:70:PRO:O	1:D:303:ALA:HB2	2.17	0.43
2:Q:10:GLU:OE2	2:Q:11:LEU:CD2	2.66	0.43
2:Q:41:PRO:HA	2:Q:92:SER:OG	2.19	0.43
1:A:262:PHE:CZ	1:A:266:ALA:HB2	2.54	0.43
1:A:270:LEU:HA	1:A:270:LEU:HD22	1.88	0.43
1:A:325:ALA:C	1:A:327:LEU:H	2.22	0.43
1:B:111:TYR:HB3	1:B:283:ALA:HB2	2.00	0.43
1:B:292:GLY:O	1:B:296:LEU:HG	2.18	0.43
1:B:369:CYS:HB2	1:B:395:PHE:CE1	2.53	0.43
2:P:131:LEU:HB2	2:P:146:GLY:C	2.39	0.43
3:W:30:ASN:O	3:W:36:TYR:CB	2.65	0.43
1:A:170:TRP:O	1:A:249:MET:HG3	2.19	0.43

Continued on next page...

Continued from previous page...

Atom-1	Atom-2	Interatomic distance (Å)	Clash overlap (Å)
1:A:292:GLY:O	1:A:295:LEU:HB3	2.19	0.43
1:B:377:HIS:HE1	3:S:30:ASN:ND2	2.16	0.43
2:Q:4:LEU:HG	2:Q:96:CYS:SG	2.58	0.43
3:W:2:LEU:HD22	3:W:94:GLN:HE21	1.83	0.43
1:A:111:TYR:HB3	1:A:283:ALA:HB2	2.00	0.43
1:A:105:VAL:CG1	1:A:290:LEU:HD11	2.48	0.43
1:C:218:LYS:O	1:C:219:ASN:CB	2.67	0.43
1:C:381:GLY:HA2	1:C:382:LYS:HA	1.60	0.43
1:C:91:VAL:O	1:C:95:LEU:HG	2.19	0.43
1:D:117:PRO:O	1:D:118:ILE:C	2.57	0.43
2:Q:60:TYR:CD2	2:Q:60:TYR:C	2.92	0.43
3:S:151:LYS:HB2	3:S:200:GLU:HB2	2.00	0.43
1:A:140:ASN:ND2	1:A:295:LEU:HA	2.33	0.43
1:A:13:ILE:CG2	1:A:14:PRO:HD3	2.48	0.43
1:B:140:ASN:ND2	1:B:295:LEU:HA	2.33	0.43
1:C:81:PHE:CB	1:C:85:LEU:HD12	2.48	0.43
1:D:313:ILE:N	1:D:313:ILE:HD12	2.25	0.43
1:D:31:LEU:HG	1:D:31:LEU:H	1.38	0.43
2:Q:6:GLN:HB3	2:Q:21:SER:O	2.17	0.43
2:Q:60:TYR:C	2:Q:60:TYR:HD2	2.22	0.43
3:S:112:ARG:HD2	3:S:144:TYR:HB2	2.00	0.43
3:S:203:HIS:CE1	3:S:205:THR:HG23	2.53	0.43
3:S:2:LEU:HD11	3:S:29:VAL:HG12	2.01	0.43
1:D:216:VAL:HG12	1:D:217:VAL:N	2.33	0.43
2:P:61:ASN:O	2:P:62:GLU:C	2.57	0.43
3:S:38:HIS:O	3:S:92:CYS:HA	2.18	0.43
1:B:169:GLY:HA2	1:B:170:TRP:HA	1.65	0.43
1:B:262:PHE:CZ	1:B:266:ALA:HB2	2.54	0.43
1:C:70:PRO:HB3	1:C:215:GLY:HA3	2.00	0.43
1:D:121:ASP:HB3	1:D:122:PRO:HD2	1.99	0.43
1:D:435:PRO:HA	1:D:436:TYR:HA	1.69	0.43
1:D:91:VAL:O	1:D:95:LEU:HG	2.18	0.43
2:P:6:GLN:HB3	2:P:21:SER:O	2.18	0.43
2:Q:100:ASP:HB2	2:Q:108:ALA:HB2	2.01	0.43
1:A:132:VAL:HA	1:A:135:ILE:HD12	2.01	0.43
1:B:267:ARG:HB3	1:B:272:ASP:O	2.19	0.43
1:B:60:TYR:CZ	1:B:208:GLU:HB3	2.53	0.43
2:Q:151:GLY:HA2	2:Q:181:LEU:HD23	2.01	0.43
1:B:146:MET:O	1:B:150:VAL:HG23	2.18	0.42
1:B:201:LEU:HD22	1:B:397:TYR:CE2	2.53	0.42
1:C:352:LEU:O	1:C:356:VAL:HG23	2.18	0.42

Continued on next page...

Continued from previous page...

Atom-1	Atom-2	Interatomic distance (Å)	Clash overlap (Å)
1:C:427:ASN:C	1:C:429:ASN:H	2.21	0.42
1:D:428:TYR:N	1:D:428:TYR:CD2	2.85	0.42
3:S:11:MET:HG3	3:S:108:LEU:HD12	2.01	0.42
1:A:246:ILE:C	1:A:248:GLY:N	2.72	0.42
1:A:201:LEU:HD22	1:A:397:TYR:CE2	2.53	0.42
1:C:389:LEU:O	1:C:392:PHE:HB3	2.18	0.42
1:D:267:ARG:CA	1:D:272:ASP:HB3	2.49	0.42
1:D:389:LEU:O	1:D:392:PHE:HB3	2.19	0.42
1:C:85:LEU:HD11	1:D:85:LEU:HD21	2.01	0.42
2:P:50:TRP:CD1	2:P:50:TRP:C	2.92	0.42
3:W:154:LYS:HG3	3:W:159:GLU:HB3	2.01	0.42
3:W:175:ASP:O	3:W:176:SER:HB2	2.18	0.42
1:C:140:ASN:HB3	1:C:327:LEU:HD11	2.01	0.42
1:D:70:PRO:HB3	1:D:215:GLY:HA3	2.00	0.42
3:S:198:THR:HG23	3:S:213:SER:CB	2.47	0.42
3:W:11:MET:HG3	3:W:108:LEU:HD12	2.01	0.42
2:P:151:GLY:O	2:P:152:TYR:HB3	2.19	0.42
2:Q:48:ILE:HG12	2:Q:67:LYS:HZ2	1.83	0.42
2:Q:50:TRP:CD1	2:Q:50:TRP:C	2.92	0.42
3:S:37:MET:HB2	3:S:37:MET:HE2	1.80	0.42
1:B:318:ASN:C	1:B:320:ALA:H	2.22	0.42
1:B:38:THR:HG21	1:B:41:ILE:CG2	2.41	0.42
1:C:69:SER:HA	1:C:70:PRO:HD3	1.80	0.42
1:D:151:GLN:HE22	1:D:289:SER:HA	1.84	0.42
1:D:92:LEU:HD11	1:D:417:LEU:CD2	2.50	0.42
2:P:153:PHE:H	2:P:154:PRO:HD3	1.84	0.42
2:P:63:LYS:HB3	2:P:67:LYS:HE2	2.00	0.42
2:Q:147:CYS:HB2	2:Q:161:TRP:CH2	2.55	0.42
2:Q:52:TYR:HD1	2:Q:53:PRO:HD2	1.84	0.42
1:A:109:VAL:C	1:A:111:TYR:H	2.23	0.42
1:A:248:GLY:HA2	1:A:249:MET:HA	1.63	0.42
1:C:117:PRO:O	1:C:118:ILE:C	2.57	0.42
1:D:218:LYS:O	1:D:219:ASN:CB	2.67	0.42
1:D:230:GLY:O	1:D:234:ILE:HG13	2.19	0.42
2:P:145:LEU:HD23	2:P:145:LEU:H	1.85	0.42
2:P:52:TYR:HD1	2:P:53:PRO:HD2	1.84	0.42
2:Q:145:LEU:HD23	2:Q:145:LEU:H	1.85	0.42
1:B:31:LEU:HG	1:B:31:LEU:H	1.58	0.42
1:B:343:SER:N	1:B:344:PRO:CD	2.82	0.42
1:C:249:MET:SD	1:C:249:MET:N	2.90	0.42
1:C:115:PHE:CE2	1:C:280:PHE:HE1	2.38	0.42

Continued on next page...

Continued from previous page...

Atom-1	Atom-2	Interatomic distance (Å)	Clash overlap (Å)
1:D:140:ASN:HB3	1:D:327:LEU:HD11	2.00	0.42
2:P:195:TRP:HB3	2:P:196:PRO:HD3	2.01	0.42
3:W:135:SER:HA	3:W:184:LEU:O	2.20	0.42
1:A:10:VAL:CB	1:A:218:LYS:HD3	2.47	0.42
1:B:246:ILE:C	1:B:248:GLY:N	2.72	0.42
1:C:151:GLN:HE22	1:C:289:SER:HA	1.84	0.42
1:C:79:ARG:HD3	1:C:375:LEU:HD11	2.01	0.42
1:D:72:GLY:HA3	1:D:73:SER:C	2.33	0.42
2:P:63:LYS:HD2	2:P:67:LYS:NZ	2.34	0.42
2:Q:60:TYR:CD2	2:Q:61:ASN:N	2.87	0.42
3:S:21:MET:HB3	3:S:106:THR:HG21	2.02	0.42
2:Q:119:SER:HB3	2:Q:153:PHE:HZ	1.84	0.42
2:Q:40:ARG:HB3	2:Q:41:PRO:CD	2.49	0.42
3:S:53:TYR:CZ	3:S:57:LYS:HB3	2.54	0.42
2:Q:150:LYS:HZ3	3:W:185:THR:HG21	1.85	0.42
1:A:99:ILE:O	1:A:102:ILE:HG13	2.20	0.42
1:A:345:ASN:O	1:A:347:ALA:CB	2.67	0.42
1:B:292:GLY:O	1:B:295:LEU:HB3	2.19	0.42
1:C:230:GLY:O	1:C:234:ILE:HG13	2.20	0.42
1:C:313:ILE:HD12	1:C:313:ILE:N	2.25	0.42
1:C:92:LEU:HD11	1:C:417:LEU:CD2	2.49	0.42
1:D:249:MET:SD	1:D:249:MET:N	2.90	0.42
3:S:135:SER:HA	3:S:184:LEU:O	2.19	0.42
2:Q:106:TRP:HB3	3:W:38:HIS:CG	2.54	0.42
3:W:43:LYS:HG2	3:W:88:ALA:HB2	2.01	0.42
1:A:149:ARG:O	1:A:153:VAL:HG23	2.21	0.41
1:A:69:SER:C	1:A:71:GLY:HA3	2.40	0.41
1:B:317:VAL:O	1:B:318:ASN:C	2.58	0.41
1:C:31:LEU:HB2	1:C:246:ILE:HD11	2.01	0.41
1:C:423:LEU:HA	1:C:423:LEU:HD12	1.93	0.41
3:W:208:SER:HA	3:W:209:PRO:HD3	1.92	0.41
1:B:165:ILE:O	1:B:165:ILE:HG22	2.20	0.41
1:B:267:ARG:CZ	1:B:276:ALA:HA	2.50	0.41
1:B:99:ILE:O	1:B:102:ILE:HG13	2.20	0.41
1:C:21:GLY:HA3	1:C:155:THR:HG21	2.02	0.41
2:P:119:SER:HB3	2:P:153:PHE:HZ	1.84	0.41
2:Q:153:PHE:H	2:Q:154:PRO:HD3	1.85	0.41
2:Q:144:THR:O	3:W:122:PHE:HZ	2.03	0.41
2:Q:41:PRO:N	2:Q:92:SER:HB2	2.36	0.41
3:S:110:ILE:CD1	3:S:110:ILE:H	2.25	0.41
3:S:154:LYS:HG3	3:S:159:GLU:HB3	2.02	0.41

Continued on next page...

Continued from previous page...

Atom-1	Atom-2	Interatomic distance (Å)	Clash overlap (Å)
3:W:38:HIS:O	3:W:92:CYS:HA	2.20	0.41
3:W:39:TRP:HA	3:W:91:TYR:O	2.19	0.41
1:A:170:TRP:C	1:A:249:MET:HE2	2.40	0.41
1:A:172:TRP:O	1:A:173:PHE:C	2.59	0.41
1:B:132:VAL:HA	1:B:135:ILE:HD12	2.01	0.41
1:C:261:PRO:O	1:C:262:PHE:C	2.59	0.41
1:D:115:PHE:CE2	1:D:280:PHE:HE1	2.38	0.41
1:D:21:GLY:HA3	1:D:155:THR:HG21	2.02	0.41
2:P:100:ASP:HB2	2:P:108:ALA:HB2	2.02	0.41
2:P:151:GLY:HA2	2:P:181:LEU:HD23	2.01	0.41
2:Q:10:GLU:OE2	2:Q:11:LEU:HD23	2.19	0.41
3:W:53:TYR:CZ	3:W:57:LYS:HB3	2.56	0.41
1:A:267:ARG:CZ	1:A:276:ALA:HA	2.50	0.41
1:B:109:VAL:C	1:B:111:TYR:H	2.22	0.41
1:C:267:ARG:CA	1:C:272:ASP:HB3	2.49	0.41
1:C:73:SER:HA	1:C:368:THR:CG2	2.50	0.41
1:C:91:VAL:HG11	1:C:420:ILE:HD12	2.01	0.41
1:D:101:ASN:O	1:D:104:MET:HB2	2.20	0.41
1:D:12:LEU:CD2	1:D:13:ILE:HD12	2.50	0.41
2:P:48:ILE:HG23	2:P:67:LYS:CE	2.49	0.41
2:Q:23:LYS:HB2	2:Q:23:LYS:HE3	1.88	0.41
2:Q:48:ILE:HG23	2:Q:67:LYS:HZ1	1.82	0.41
2:Q:7:SER:C	2:Q:9:PRO:HD2	2.40	0.41
1:B:380:PHE:HD2	1:B:380:PHE:HA	1.76	0.41
2:P:147:CYS:HB2	2:P:161:TRP:CH2	2.55	0.41
1:C:23:ILE:HG12	1:C:206:GLY:CA	2.50	0.41
1:D:102:ILE:HD11	1:D:337:PHE:HB3	2.03	0.41
1:D:73:SER:HA	1:D:368:THR:CG2	2.51	0.41
1:A:436:TYR:CE2	2:P:103:TYR:HE2	2.37	0.41
2:Q:102:ASN:HA	2:Q:103:TYR:HA	1.73	0.41
2:Q:125:PRO:HB3	2:Q:211:THR:HG21	2.03	0.41
2:Q:63:LYS:HB2	2:Q:63:LYS:NZ	2.34	0.41
2:Q:48:ILE:HG23	2:Q:67:LYS:CE	2.50	0.41
1:A:165:ILE:HG22	1:A:165:ILE:O	2.20	0.41
1:A:440:ALA:O	1:A:441:PRO:C	2.58	0.41
1:B:149:ARG:O	1:B:153:VAL:HG23	2.21	0.41
1:B:69:SER:C	1:B:71:GLY:HA3	2.41	0.41
2:P:63:LYS:NZ	2:P:63:LYS:HB2	2.36	0.41
2:Q:133:PRO:HG2	2:Q:195:TRP:CH2	2.56	0.41
2:Q:61:ASN:O	2:Q:62:GLU:C	2.58	0.41
1:B:407:ALA:O	1:B:408:LYS:C	2.60	0.41

Continued on next page...

Continued from previous page...

Atom-1	Atom-2	Interatomic distance (Å)	Clash overlap (Å)
1:C:12:LEU:CD2	1:C:13:ILE:HD12	2.50	0.41
1:C:386:LEU:HD23	1:C:386:LEU:C	2.41	0.41
1:D:79:ARG:HD3	1:D:375:LEU:HD11	2.02	0.41
2:Q:3:GLN:OE1	2:Q:3:GLN:HA	2.21	0.41
3:W:198:THR:HG23	3:W:213:SER:CB	2.48	0.41
1:C:31:LEU:HG	1:C:31:LEU:H	1.37	0.41
1:C:89:THR:CG2	1:C:367:TYR:HD2	2.34	0.41
1:D:152:ALA:O	1:D:156:VAL:HG23	2.21	0.41
1:D:386:LEU:C	1:D:386:LEU:HD23	2.41	0.41
1:A:49:THR:HG21	1:A:200:THR:HB	2.03	0.41
1:B:241:LEU:HD23	1:B:241:LEU:HA	1.94	0.41
1:C:152:ALA:O	1:C:156:VAL:HG23	2.21	0.41
1:D:207:VAL:C	1:D:209:SER:N	2.74	0.41
1:D:87:TYR:HE1	1:D:424:TYR:HB2	1.82	0.41
2:P:160:THR:O	2:P:203:ASN:N	2.48	0.41
2:P:30:THR:HA	2:P:53:PRO:HB2	2.04	0.41
1:B:416:THR:O	1:B:420:ILE:HG12	2.21	0.40
1:C:101:ASN:O	1:C:104:MET:HB2	2.21	0.40
1:C:119:LEU:HD13	1:C:124:VAL:CG1	2.51	0.40
1:C:70:PRO:N	1:C:71:GLY:HA3	2.35	0.40
1:D:119:LEU:HD13	1:D:124:VAL:CG1	2.50	0.40
1:D:356:VAL:O	1:D:356:VAL:HG12	2.20	0.40
2:P:104:GLY:HA2	2:P:105:GLY:HA2	1.85	0.40
2:Q:12:VAL:CG2	2:Q:13:LYS:N	2.84	0.40
1:A:267:ARG:CB	1:A:272:ASP:HB2	2.51	0.40
1:A:43:ILE:HA	1:A:46:TRP:HD1	1.85	0.40
1:B:172:TRP:O	1:B:173:PHE:C	2.59	0.40
2:Q:63:LYS:CD	2:Q:67:LYS:HZ3	2.34	0.40
1:A:241:LEU:HA	1:A:241:LEU:HD23	1.94	0.40
1:C:403:ILE:HA	1:D:411:MET:HE1	2.03	0.40
1:D:70:PRO:N	1:D:71:GLY:HA3	2.35	0.40
3:W:12:SER:HA	3:W:109:GLU:O	2.21	0.40
3:W:2:LEU:HB3	3:W:94:GLN:HE22	1.86	0.40
1:A:260:SER:HA	1:A:261:PRO:HD3	1.91	0.40
1:A:73:SER:O	1:A:74:TYR:C	2.60	0.40
1:B:249:MET:HE3	1:B:249:MET:H	1.86	0.40
1:B:69:SER:HB3	1:B:70:PRO:CD	2.50	0.40
1:C:222:ARG:O	1:C:225:PRO:HD2	2.21	0.40
1:C:360:PHE:CZ	1:C:416:THR:HG21	2.55	0.40
1:D:261:PRO:O	1:D:262:PHE:C	2.59	0.40
1:D:89:THR:CG2	1:D:367:TYR:HD2	2.34	0.40

Continued on next page...

Continued from previous page...

Atom-1	Atom-2	Interatomic distance (Å)	Clash overlap (Å)
2:P:3:GLN:HA	2:P:3:GLN:OE1	2.22	0.40
2:P:40:ARG:HA	2:P:92:SER:HB2	2.03	0.40
3:W:2:LEU:HD11	3:W:29:VAL:HG12	2.02	0.40
1:B:216:VAL:O	1:B:218:LYS:N	2.51	0.40
1:C:102:ILE:HD11	1:C:337:PHE:HB3	2.04	0.40
1:D:361:THR:O	1:D:365:TYR:CD2	2.74	0.40

There are no symmetry-related clashes.

5.3 Torsion angles [i](#)

5.3.1 Protein backbone [i](#)

In the following table, the Percentiles column shows the percent Ramachandran outliers of the chain as a percentile score with respect to all X-ray entries followed by that with respect to entries of similar resolution.

The Analysed column shows the number of residues for which the backbone conformation was analysed, and the total number of residues.

Mol	Chain	Analysed	Favoured	Allowed	Outliers	Percentiles	
1	A	416/445 (94%)	328 (79%)	59 (14%)	29 (7%)	1	9
1	B	414/445 (93%)	328 (79%)	57 (14%)	29 (7%)	1	9
1	C	414/445 (93%)	322 (78%)	68 (16%)	24 (6%)	2	15
1	D	413/445 (93%)	319 (77%)	71 (17%)	23 (6%)	2	16
2	P	217/219 (99%)	179 (82%)	27 (12%)	11 (5%)	2	18
2	Q	216/219 (99%)	180 (83%)	25 (12%)	11 (5%)	2	18
3	S	209/211 (99%)	174 (83%)	28 (13%)	7 (3%)	4	29
3	W	209/211 (99%)	173 (83%)	29 (14%)	7 (3%)	4	29
All	All	2508/2640 (95%)	2003 (80%)	364 (14%)	141 (6%)	2	16

All (141) Ramachandran outliers are listed below:

Mol	Chain	Res	Type
1	A	116	PHE
1	A	118	ILE
1	A	166	ALA
1	A	270	LEU

Continued on next page...

Continued from previous page...

Mol	Chain	Res	Type
1	A	274	ALA
1	A	440	ALA
1	B	116	PHE
1	B	118	ILE
1	B	166	ALA
1	B	270	LEU
1	B	317	VAL
1	B	346	ALA
1	C	70	PRO
1	C	118	ILE
1	C	186	GLY
1	C	219	ASN
1	C	271	GLY
1	D	70	PRO
1	D	118	ILE
1	D	186	GLY
1	D	271	GLY
1	D	383	ALA
2	Q	93	VAL
2	Q	140	GLY
2	P	135	CYS
3	W	152	TRP
3	S	151	LYS
1	A	38	THR
1	A	142	VAL
1	A	207	VAL
1	A	208	GLU
1	A	275	GLY
1	A	406	GLY
1	A	435	PRO
1	B	38	THR
1	B	142	VAL
1	B	207	VAL
1	B	208	GLU
1	B	274	ALA
1	B	275	GLY
1	B	406	GLY
1	B	435	PRO
1	C	183	ASN
1	C	207	VAL
1	C	208	GLU
1	C	218	LYS

Continued on next page...

Continued from previous page...

Mol	Chain	Res	Type
1	C	269	ALA
1	C	381	GLY
1	D	183	ASN
1	D	207	VAL
1	D	208	GLU
1	D	218	LYS
1	D	219	ASN
2	Q	55	ASP
2	Q	83	LEU
2	Q	104	GLY
2	Q	197	SER
2	P	55	ASP
2	P	83	LEU
2	P	93	VAL
2	P	104	GLY
2	P	197	SER
3	W	154	LYS
3	W	170	ASP
3	S	150	VAL
3	S	154	LYS
3	S	170	ASP
1	A	143	GLY
1	A	216	VAL
1	A	310	PHE
1	A	438	LEU
1	B	143	GLY
1	B	216	VAL
1	B	310	PHE
1	B	438	LEU
1	C	216	VAL
1	C	247	MET
1	C	322	THR
1	C	380	PHE
1	D	216	VAL
1	D	247	MET
1	D	322	THR
1	D	346	ALA
1	D	380	PHE
3	S	5	THR
1	A	117	PRO
1	A	122	PRO
1	A	173	PHE

Continued on next page...

Continued from previous page...

Mol	Chain	Res	Type
1	A	218	LYS
1	A	251	PRO
1	A	323	PRO
1	A	341	SER
1	B	117	PRO
1	B	122	PRO
1	B	173	PHE
1	B	218	LYS
1	B	251	PRO
1	B	319	LYS
1	B	341	SER
1	C	73	SER
1	C	83	PRO
1	C	205	ILE
1	C	310	PHE
1	D	73	SER
1	D	83	PRO
1	D	310	PHE
2	Q	149	VAL
2	P	149	VAL
3	W	5	THR
3	W	150	VAL
1	C	117	PRO
1	C	323	PRO
1	D	117	PRO
1	D	205	ILE
1	D	323	PRO
2	Q	41	PRO
2	Q	179	SER
2	P	41	PRO
2	P	179	SER
3	W	88	ALA
3	W	204	LYS
3	S	88	ALA
3	S	204	LYS
1	A	167	VAL
1	A	347	ALA
1	B	167	VAL
1	C	206	GLY
1	D	206	GLY
1	A	205	ILE
1	C	165	ILE

Continued on next page...

Continued from previous page...

Mol	Chain	Res	Type
1	D	165	ILE
2	Q	105	GLY
1	B	205	ILE
2	P	105	GLY
1	A	83	PRO
1	A	217	VAL
1	B	83	PRO
1	B	217	VAL
2	P	153	PHE
1	C	440	ALA
2	Q	153	PHE

5.3.2 Protein sidechains ⓘ

In the following table, the Percentiles column shows the percent sidechain outliers of the chain as a percentile score with respect to all X-ray entries followed by that with respect to entries of similar resolution.

The Analysed column shows the number of residues for which the sidechain conformation was analysed, and the total number of residues.

Mol	Chain	Analysed	Rotameric	Outliers	Percentiles	
1	A	308/343 (90%)	280 (91%)	28 (9%)	11	39
1	B	306/343 (89%)	277 (90%)	29 (10%)	10	37
1	C	305/343 (89%)	286 (94%)	19 (6%)	21	60
1	D	306/343 (89%)	286 (94%)	20 (6%)	20	58
2	P	187/187 (100%)	166 (89%)	21 (11%)	7	29
2	Q	186/187 (100%)	162 (87%)	24 (13%)	5	22
3	S	185/185 (100%)	169 (91%)	16 (9%)	12	43
3	W	185/185 (100%)	168 (91%)	17 (9%)	11	38
All	All	1968/2116 (93%)	1794 (91%)	174 (9%)	12	42

All (174) residues with a non-rotameric sidechain are listed below:

Mol	Chain	Res	Type
1	A	31	LEU
1	A	34	ASN
1	A	56	LEU
1	A	73	SER

Continued on next page...

Continued from previous page...

Mol	Chain	Res	Type
1	A	83	PRO
1	A	102	ILE
1	A	105	VAL
1	A	114	TYR
1	A	142	VAL
1	A	207	VAL
1	A	208	GLU
1	A	219	ASN
1	A	233	LEU
1	A	247	MET
1	A	249	MET
1	A	252	ASN
1	A	264	ASP
1	A	270	LEU
1	A	316	ARG
1	A	327	LEU
1	A	361	THR
1	A	377	HIS
1	A	395	PHE
1	A	396	VAL
1	A	400	TRP
1	A	418	MET
1	A	436	TYR
1	A	439	ASP
1	B	31	LEU
1	B	34	ASN
1	B	56	LEU
1	B	73	SER
1	B	83	PRO
1	B	102	ILE
1	B	105	VAL
1	B	114	TYR
1	B	142	VAL
1	B	207	VAL
1	B	208	GLU
1	B	219	ASN
1	B	233	LEU
1	B	247	MET
1	B	249	MET
1	B	252	ASN
1	B	264	ASP
1	B	270	LEU

Continued on next page...

Continued from previous page...

Mol	Chain	Res	Type
1	B	316	ARG
1	B	319	LYS
1	B	327	LEU
1	B	361	THR
1	B	377	HIS
1	B	395	PHE
1	B	396	VAL
1	B	400	TRP
1	B	418	MET
1	B	436	TYR
1	B	439	ASP
1	C	31	LEU
1	C	35	LEU
1	C	49	THR
1	C	91	VAL
1	C	114	TYR
1	C	137	VAL
1	C	167	VAL
1	C	212	VAL
1	C	233	LEU
1	C	249	MET
1	C	257	VAL
1	C	316	ARG
1	C	327	LEU
1	C	358	VAL
1	C	377	HIS
1	C	400	TRP
1	C	413	SER
1	C	421	THR
1	C	436	TYR
1	D	10	VAL
1	D	31	LEU
1	D	35	LEU
1	D	49	THR
1	D	91	VAL
1	D	114	TYR
1	D	137	VAL
1	D	167	VAL
1	D	212	VAL
1	D	233	LEU
1	D	249	MET
1	D	257	VAL

Continued on next page...

Continued from previous page...

Mol	Chain	Res	Type
1	D	316	ARG
1	D	327	LEU
1	D	358	VAL
1	D	377	HIS
1	D	400	TRP
1	D	413	SER
1	D	421	THR
1	D	436	TYR
2	Q	5	GLN
2	Q	6	GLN
2	Q	11	LEU
2	Q	12	VAL
2	Q	18	VAL
2	Q	27	TYR
2	Q	30	THR
2	Q	45	LEU
2	Q	46	GLU
2	Q	50	TRP
2	Q	55	ASP
2	Q	60	TYR
2	Q	69	THR
2	Q	73	ASP
2	Q	76	SER
2	Q	78	THR
2	Q	91	SER
2	Q	123	THR
2	Q	145	LEU
2	Q	155	GLU
2	Q	183	THR
2	Q	201	THR
2	Q	214	ASP
2	Q	218	VAL
2	P	5	GLN
2	P	6	GLN
2	P	27	TYR
2	P	30	THR
2	P	45	LEU
2	P	46	GLU
2	P	50	TRP
2	P	55	ASP
2	P	60	TYR
2	P	69	THR

Continued on next page...

Continued from previous page...

Mol	Chain	Res	Type
2	P	73	ASP
2	P	76	SER
2	P	78	THR
2	P	91	SER
2	P	123	THR
2	P	145	LEU
2	P	155	GLU
2	P	183	THR
2	P	201	THR
2	P	214	ASP
2	P	218	VAL
3	W	5	THR
3	W	30	ASN
3	W	79	ILE
3	W	93	GLN
3	W	94	GLN
3	W	95	TRP
3	W	110	ILE
3	W	112	ARG
3	W	147	ASP
3	W	150	VAL
3	W	151	LYS
3	W	159	GLU
3	W	169	THR
3	W	180	MET
3	W	190	GLU
3	W	198	THR
3	W	214	PHE
3	S	5	THR
3	S	30	ASN
3	S	79	ILE
3	S	93	GLN
3	S	94	GLN
3	S	95	TRP
3	S	110	ILE
3	S	112	ARG
3	S	147	ASP
3	S	150	VAL
3	S	159	GLU
3	S	169	THR
3	S	180	MET
3	S	190	GLU

Continued on next page...

Continued from previous page...

Mol	Chain	Res	Type
3	S	198	THR
3	S	214	PHE

Some sidechains can be flipped to improve hydrogen bonding and reduce clashes. All (11) such sidechains are listed below:

Mol	Chain	Res	Type
1	A	140	ASN
1	B	140	ASN
1	B	299	GLN
1	B	377	HIS
1	C	299	GLN
1	C	434	ASN
1	D	299	GLN
3	W	30	ASN
3	W	94	GLN
3	S	41	GLN
3	S	94	GLN

5.3.3 RNA [i](#)

There are no RNA molecules in this entry.

5.4 Non-standard residues in protein, DNA, RNA chains [i](#)

There are no non-standard protein/DNA/RNA residues in this entry.

5.5 Carbohydrates [i](#)

There are no carbohydrates in this entry.

5.6 Ligand geometry [i](#)

There are no ligands in this entry.

5.7 Other polymers [i](#)

There are no such residues in this entry.

5.8 Polymer linkage issues

There are no chain breaks in this entry.

6 Fit of model and data

6.1 Protein, DNA and RNA chains

In the following table, the column labelled ‘#RSRZ > 2’ contains the number (and percentage) of RSRZ outliers, followed by percent RSRZ outliers for the chain as percentile scores relative to all X-ray entries and entries of similar resolution. The OWAB column contains the minimum, median, 95th percentile and maximum values of the occupancy-weighted average B-factor per residue. The column labelled ‘Q < 0.9’ lists the number of (and percentage) of residues with an average occupancy less than 0.9.

Mol	Chain	Analysed	<RSRZ>	#RSRZ>2	OWAB(Å ²)	Q<0.9
1	A	422/445 (94%)	0.68	55 (13%) 4 2	56, 127, 231, 339	0
1	B	419/445 (94%)	0.39	35 (8%) 12 7	62, 126, 220, 332	0
1	C	420/445 (94%)	0.30	30 (7%) 17 10	37, 105, 203, 283	0
1	D	416/445 (93%)	0.49	40 (9%) 9 5	33, 105, 197, 283	0
2	P	218/219 (99%)	0.44	12 (5%) 26 15	48, 104, 168, 282	2 (0%)
2	Q	216/219 (98%)	0.67	27 (12%) 4 3	44, 108, 171, 278	2 (0%)
3	S	209/211 (99%)	0.31	8 (3%) 41 27	30, 80, 169, 258	0
3	W	207/211 (98%)	0.55	28 (13%) 3 2	23, 81, 166, 266	0
All	All	2527/2640 (95%)	0.48	235 (9%) 9 6	23, 109, 203, 339	4 (0%)

All (235) RSRZ outliers are listed below:

Mol	Chain	Res	Type	RSRZ
2	Q	135	CYS	21.8
1	D	250	ILE	12.5
2	Q	137	ASP	11.9
1	B	264	ASP	8.2
1	B	117	PRO	7.7
1	A	268	MET	7.6
1	C	186	GLY	7.0
1	A	175	GLY	6.9
1	A	264	ASP	6.7
1	A	269	ALA	6.1
1	D	252	ASN	6.0
1	A	36	ALA	5.8
2	Q	92	SER	5.5
1	C	264	ASP	5.5
1	B	116	PHE	5.5
1	A	123	LEU	5.2

Continued on next page...

Continued from previous page...

Mol	Chain	Res	Type	RSRZ
1	A	114	TYR	5.2
1	A	343	SER	5.2
1	B	249	MET	5.1
1	A	344	PRO	5.0
3	S	152	TRP	5.0
1	D	268	MET	5.0
1	A	171	PHE	4.8
1	D	343	SER	4.8
1	D	272	ASP	4.8
1	D	38	THR	4.8
3	W	189	ASP	4.7
2	P	138	THR	4.7
3	W	215	ASN	4.7
1	A	255	LEU	4.6
2	P	137	ASP	4.6
1	D	249	MET	4.6
1	C	344	PRO	4.6
2	P	88	SER	4.5
1	D	255	LEU	4.5
1	C	113	SER	4.4
1	A	119	LEU	4.4
3	W	162	ASN	4.3
1	A	189	THR	4.3
1	D	186	GLY	4.2
1	D	342	MET	4.2
1	C	346	ALA	4.1
1	A	116	PHE	4.1
2	P	66	GLY	4.0
1	B	345	ASN	4.0
1	C	116	PHE	4.0
2	Q	166	LEU	4.0
1	A	265	ALA	4.0
3	W	214	PHE	4.0
2	P	180	ASP	3.9
1	A	185	SER	3.9
1	C	345	ASN	3.9
1	A	249	MET	3.9
3	S	125	SER	3.8
1	A	279	SER	3.8
1	D	345	ASN	3.8
2	Q	139	THR	3.7
1	A	188	ASN	3.7

Continued on next page...

Continued from previous page...

Mol	Chain	Res	Type	RSRZ
3	W	152	TRP	3.7
1	C	269	ALA	3.7
1	D	269	ALA	3.7
3	W	157	GLY	3.6
1	D	261	PRO	3.6
2	Q	132	ALA	3.6
1	D	273	THR	3.6
3	W	191	TYR	3.6
1	D	140	ASN	3.5
2	P	134	VAL	3.5
1	D	171	PHE	3.5
1	A	251	PRO	3.5
1	A	141	ILE	3.5
1	D	251	PRO	3.4
1	C	250	ILE	3.4
2	Q	145	LEU	3.4
1	A	176	GLU	3.4
1	A	70	PRO	3.4
1	B	186	GLY	3.4
1	B	439	ASP	3.4
1	D	260	SER	3.3
1	D	142	VAL	3.3
1	D	34	ASN	3.2
1	B	187	MET	3.2
1	C	275	GLY	3.2
2	Q	83	LEU	3.2
1	A	20	SER	3.2
2	Q	133	PRO	3.2
1	A	266	ALA	3.2
1	C	252	ASN	3.2
1	C	114	TYR	3.2
1	C	343	SER	3.2
2	P	85	SER	3.1
1	B	70	PRO	3.1
1	B	346	ALA	3.1
1	A	41	ILE	3.1
1	A	250	ILE	3.1
2	Q	126	PRO	3.1
1	D	253	ALA	3.1
1	B	189	THR	3.0
3	S	131	SER	3.0
3	W	183	THR	3.0

Continued on next page...

Continued from previous page...

Mol	Chain	Res	Type	RSRZ
1	D	348	LYS	3.0
1	A	261	PRO	3.0
2	Q	8	GLY	3.0
1	D	120	LYS	3.0
1	B	440	ALA	2.9
1	B	269	ALA	2.9
1	A	120	LYS	2.9
1	A	271	GLY	2.9
1	C	342	MET	2.9
1	B	273	THR	2.9
1	D	254	ALA	2.9
1	A	252	ASN	2.9
1	A	190	PHE	2.9
1	C	141	ILE	2.8
1	D	187	MET	2.8
2	Q	218	VAL	2.8
1	A	44	TYR	2.8
1	B	348	LYS	2.8
3	W	187	THR	2.8
1	B	344	PRO	2.8
1	B	11	GLY	2.8
3	S	199	CYS	2.8
2	P	135	CYS	2.8
1	A	183	ASN	2.8
1	A	140	ASN	2.7
3	W	197	TYR	2.7
1	D	347	ALA	2.7
2	Q	165	SER	2.7
2	Q	178	GLN	2.7
3	W	207	THR	2.7
1	D	274	ALA	2.7
1	B	113	SER	2.7
1	D	70	PRO	2.7
1	C	271	GLY	2.7
1	B	10	VAL	2.7
1	C	146	MET	2.7
1	D	275	GLY	2.7
2	Q	216	LYS	2.7
1	A	10	VAL	2.7
1	B	270	LEU	2.7
1	C	37	ALA	2.7
1	C	337	PHE	2.6

Continued on next page...

Continued from previous page...

Mol	Chain	Res	Type	RSRZ
3	W	185	THR	2.6
2	Q	163	SER	2.6
2	Q	214	ASP	2.6
1	B	268	MET	2.6
1	A	280	PHE	2.6
1	D	119	LEU	2.6
1	C	140	ASN	2.6
1	A	342	MET	2.6
3	W	182	SER	2.6
3	W	80	SER	2.5
1	A	381	GLY	2.5
3	W	137	VAL	2.5
3	W	212	LYS	2.5
1	C	109	VAL	2.5
2	Q	134	VAL	2.5
3	W	138	CYS	2.5
1	B	255	LEU	2.5
1	D	188	ASN	2.5
2	P	199	THR	2.5
1	D	121	ASP	2.5
1	A	117	PRO	2.4
2	Q	167	SER	2.4
3	S	215	ASN	2.4
1	C	25	GLY	2.4
1	B	248	GLY	2.4
1	A	217	VAL	2.3
1	A	128	THR	2.3
2	P	92	SER	2.3
2	P	120	SER	2.3
1	A	71	GLY	2.3
2	Q	199	THR	2.3
3	W	199	CYS	2.3
1	D	37	ALA	2.3
1	B	347	ALA	2.3
1	A	34	ASN	2.3
1	A	200	THR	2.3
1	C	260	SER	2.3
1	D	194	GLN	2.3
3	W	194	HIS	2.3
1	A	192	ALA	2.3
1	C	274	ALA	2.3
1	D	14	PRO	2.3

Continued on next page...

Continued from previous page...

Mol	Chain	Res	Type	RSRZ
1	B	190	PHE	2.3
3	W	213	SER	2.3
3	W	84	ALA	2.3
3	W	134	ALA	2.3
1	D	116	PHE	2.2
2	Q	138	THR	2.2
1	C	194	GLN	2.2
1	B	352	LEU	2.2
1	A	322	THR	2.2
1	C	117	PRO	2.2
2	Q	215	LYS	2.2
1	A	170	TRP	2.2
1	B	343	SER	2.2
1	D	148	THR	2.2
3	W	133	GLY	2.2
1	C	32	PRO	2.2
1	A	49	THR	2.2
3	S	214	PHE	2.2
3	W	211	VAL	2.2
1	C	255	LEU	2.2
1	A	204	PHE	2.2
1	A	345	ASN	2.2
1	B	252	ASN	2.2
1	B	256	ARG	2.2
1	A	272	ASP	2.2
3	W	124	PRO	2.2
3	W	125	SER	2.1
2	Q	207	PRO	2.1
3	W	155	ILE	2.1
1	C	112	LEU	2.1
2	Q	200	VAL	2.1
1	B	271	GLY	2.1
2	Q	195	TRP	2.1
1	A	112	LEU	2.1
1	A	113	SER	2.1
1	A	246	ILE	2.1
1	D	118	ILE	2.1
2	Q	9	PRO	2.1
1	D	146	MET	2.1
3	W	206	SER	2.1
2	P	71	THR	2.1
1	C	189	THR	2.1

Continued on next page...

Continued from previous page...

Mol	Chain	Res	Type	RSRZ
3	S	4	MET	2.1
1	B	114	TYR	2.0
3	S	92	CYS	2.0
1	B	254	ALA	2.0
1	B	39	GLY	2.0
1	D	256	ARG	2.0
2	Q	146	GLY	2.0
1	B	334	MET	2.0
1	B	37	ALA	2.0

6.2 Non-standard residues in protein, DNA, RNA chains [i](#)

There are no non-standard protein/DNA/RNA residues in this entry.

6.3 Carbohydrates [i](#)

There are no carbohydrates in this entry.

6.4 Ligands [i](#)

There are no ligands in this entry.

6.5 Other polymers [i](#)

There are no such residues in this entry.