



Full wwPDB X-ray Structure Validation Report ⓘ

Feb 15, 2017 – 12:28 am GMT

PDB ID : 2NR0
Title : Crystal structure of pseudouridine synthase TruA in complex with leucyl tRNA
Authors : Hur, S.; Stroud, R.M.
Deposited on : 2006-11-01
Resolution : 3.90 Å(reported)

This is a Full wwPDB X-ray Structure Validation Report for a publicly released PDB entry.

We welcome your comments at validation@mail.wwpdb.org

A user guide is available at

<http://wwpdb.org/validation/2016/XrayValidationReportHelp>

with specific help available everywhere you see the ⓘ symbol.

The following versions of software and data (see [references ⓘ](#)) were used in the production of this report:

MolProbity : 4.02b-467
Xtriage (Phenix) : 1.9-1692
EDS : trunk28620
Percentile statistics : 20161228.v01 (using entries in the PDB archive December 28th 2016)
Refmac : 5.8.0135
CCP4 : 6.5.0
Ideal geometry (proteins) : Engh & Huber (2001)
Ideal geometry (DNA, RNA) : Parkinson et al. (1996)
Validation Pipeline (wwPDB-VP) : recalc28949

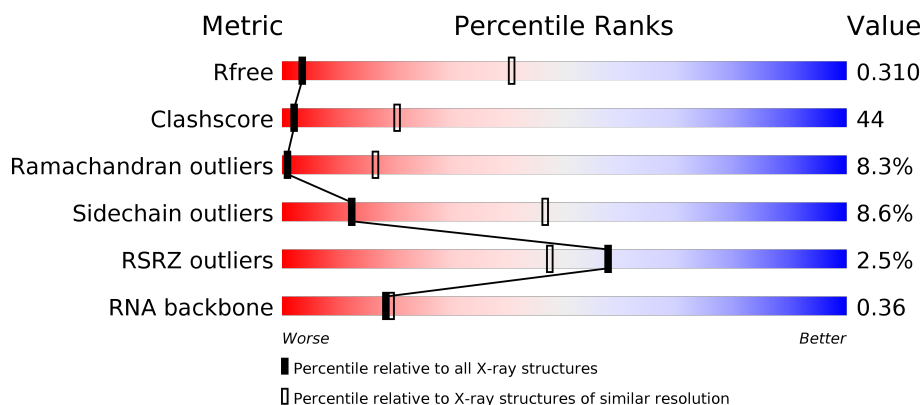
1 Overall quality at a glance

The following experimental techniques were used to determine the structure:

X-RAY DIFFRACTION

The reported resolution of this entry is 3.90 Å.

Percentile scores (ranging between 0-100) for global validation metrics of the entry are shown in the following graphic. The table shows the number of entries on which the scores are based.



Metric	Whole archive (#Entries)	Similar resolution (#Entries, resolution range(Å))
R_{free}	100719	1007 (4.20-3.60)
Clashscore	112137	1103 (4.20-3.60)
Ramachandran outliers	110173	1062 (4.20-3.60)
Sidechain outliers	110143	1053 (4.20-3.60)
RSRZ outliers	101464	1020 (4.20-3.60)
RNA backbone	2435	1018 (4.84-2.90)

The table below summarises the geometric issues observed across the polymeric chains and their fit to the electron density. The red, orange, yellow and green segments on the lower bar indicate the fraction of residues that contain outliers for ≥ 3 , 2, 1 and 0 types of geometric quality criteria. A grey segment represents the fraction of residues that are not modelled. The numeric value for each fraction is indicated below the corresponding segment, with a dot representing fractions $\leq 5\%$. The upper red bar (where present) indicates the fraction of residues that have poor fit to the electron density. The numeric value is given above the bar.

Mol	Chain	Length	Quality of chain
1	E	87	<div> <div>13%</div> <div>17% 51% 23% 7%</div> </div>
1	F	87	<div> <div>10%</div> <div>7% 40% 28% 8% 17%</div> </div>
1	G	87	<div> <div>2%</div> <div>14% 36% 26% 23%</div> </div>
1	H	87	<div> <div>10%</div> <div>22% 31% 18% 25%</div> </div>

Continued on next page...

Continued from previous page...

Mol	Chain	Length	Quality of chain
2	A	270	<div><div></div><div>30%57%10%<div><div></div><div></div></div></div></div>
2	B	270	<div><div></div><div>30%56%10%<div><div></div><div></div></div></div></div>
2	C	270	<div><div></div><div>30%58%9%<div><div></div><div></div></div></div></div>
2	D	270	<div><div></div><div>31%57%10%<div><div></div><div></div></div></div></div>

2 Entry composition

There are 2 unique types of molecules in this entry. The entry contains 14269 atoms, of which 0 are hydrogens and 0 are deuteriums.

In the tables below, the ZeroOcc column contains the number of atoms modelled with zero occupancy, the AltConf column contains the number of residues with at least one atom in alternate conformation and the Trace column contains the number of residues modelled with at most 2 atoms.

- Molecule 1 is a RNA chain called leucyl tRNA.

Mol	Chain	Residues	Atoms					ZeroOcc	AltConf	Trace
1	E	81	Total	C	N	O	P	0	0	0
			1682	748	292	562	80			
1	F	72	Total	C	N	O	P	0	2	0
			1544	687	266	518	73			
1	G	67	Total	C	N	O	P	0	0	0
			1422	634	251	471	66			
1	H	65	Total	C	N	O	P	0	0	0
			1343	595	236	448	64			

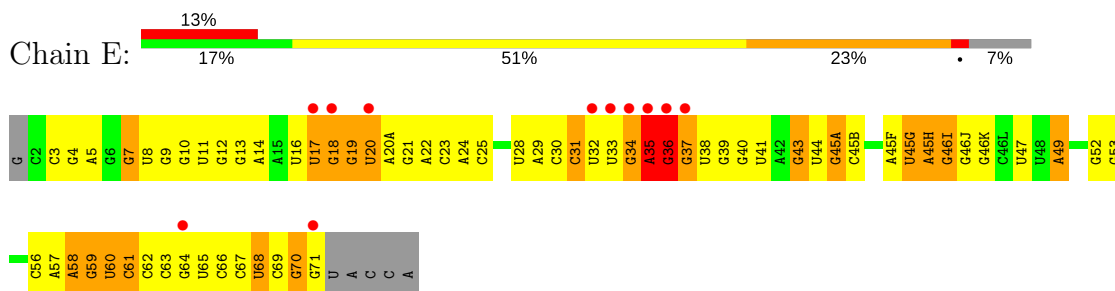
- Molecule 2 is a protein called tRNA pseudouridine synthase A.

Mol	Chain	Residues	Atoms					ZeroOcc	AltConf	Trace
2	A	264	Total	C	N	O	S	0	0	0
			2071	1316	378	369	8			
2	B	264	Total	C	N	O	S	0	0	0
			2082	1323	378	373	8			
2	C	264	Total	C	N	O	S	0	0	0
			2056	1308	371	369	8			
2	D	264	Total	C	N	O	S	0	0	0
			2069	1317	373	371	8			

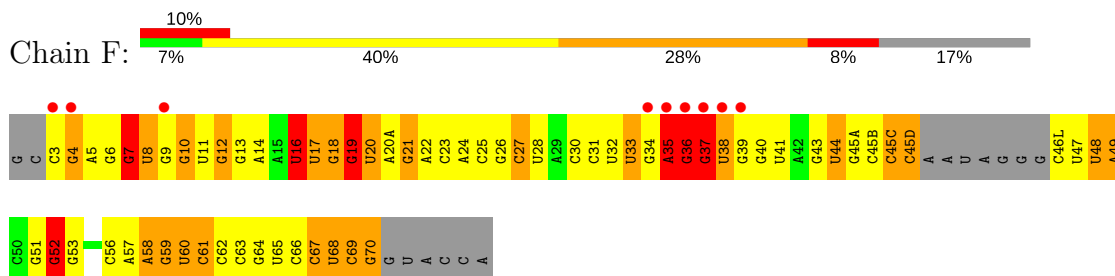
3 Residue-property plots [i](#)

These plots are drawn for all protein, RNA and DNA chains in the entry. The first graphic for a chain summarises the proportions of the various outlier classes displayed in the second graphic. The second graphic shows the sequence view annotated by issues in geometry and electron density. Residues are color-coded according to the number of geometric quality criteria for which they contain at least one outlier: green = 0, yellow = 1, orange = 2 and red = 3 or more. A red dot above a residue indicates a poor fit to the electron density ($\text{RSRZ} > 2$). Stretches of 2 or more consecutive residues without any outlier are shown as a green connector. Residues present in the sample, but not in the model, are shown in grey.

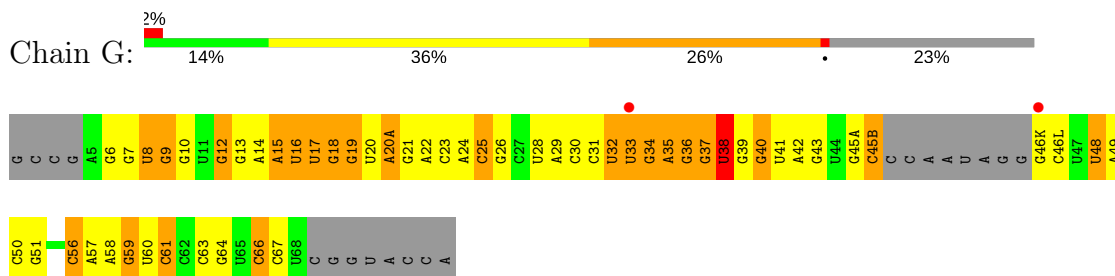
• Molecule 1: leucyl tRNA



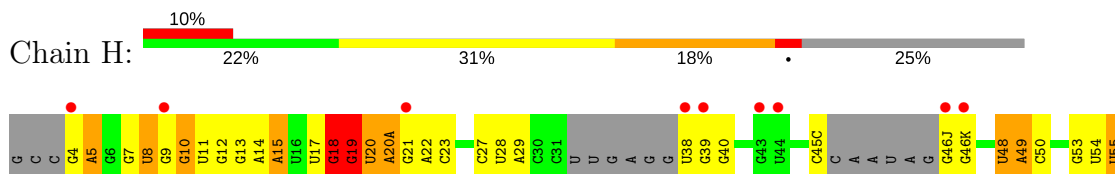
• Molecule 1: leucyl tRNA

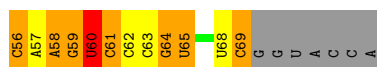


• Molecule 1: leucyl tRNA




• Molecule 1: leucyl tRNA





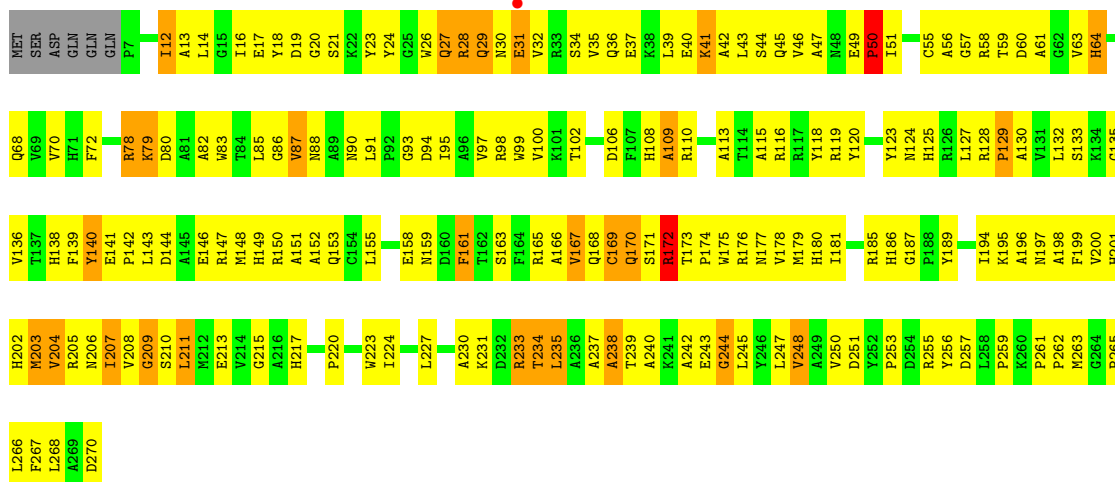
• Molecule 2: tRNA pseudouridine synthase A

Chain A: 30% 57% 10% ..



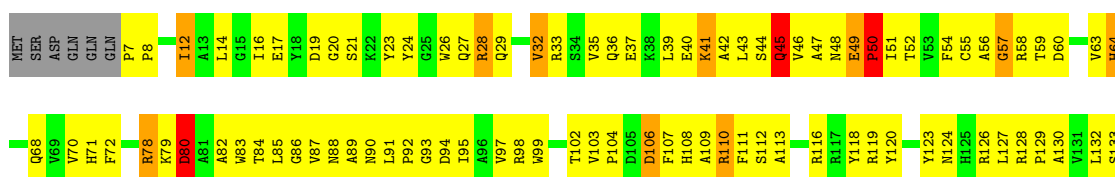
• Molecule 2: tRNA pseudouridine synthase A

Chain B: 30% 56% 10% ..



• Molecule 2: tRNA pseudouridine synthase A

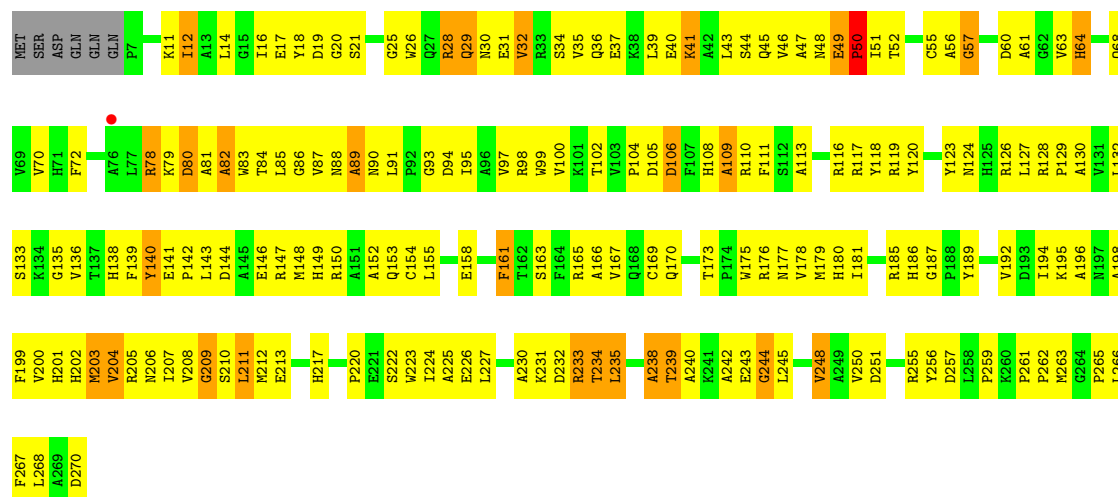
Chain C: 30% 58% 9% ..





• Molecule 2: tRNA pseudouridine synthase A

Chain D: 31% 57% 10% .



4 Data and refinement statistics

Property	Value	Source
Space group	P 21 21 21	Depositor
Cell constants a, b, c, α , β , γ	65.03Å 149.29Å 291.99Å 90.00° 90.00° 90.00°	Depositor
Resolution (Å)	50.00 – 3.90 65.58 – 3.82	Depositor EDS
% Data completeness (in resolution range)	89.4 (50.00-3.90) 88.3 (65.58-3.82)	Depositor EDS
R_{merge}	(Not available)	Depositor
R_{sym}	0.21	Depositor
$\langle I/\sigma(I) \rangle$ ¹	4.27 (at 3.77Å)	Xtriage
Refinement program	CNS 1.1	Depositor
R, R_{free}	0.298 , 0.350 0.269 , 0.310	Depositor DCC
R_{free} test set	1163 reflections (5.09%)	DCC
Wilson B-factor (Å ²)	74.8	Xtriage
Anisotropy	0.792	Xtriage
Bulk solvent k_{sol} (e/Å ³), B_{sol} (Å ²)	0.24 , 31.7	EDS
L-test for twinning ²	$\langle L \rangle = 0.47$, $\langle L^2 \rangle = 0.30$	Xtriage
Estimated twinning fraction	No twinning to report.	Xtriage
F_o, F_c correlation	0.84	EDS
Total number of atoms	14269	wwPDB-VP
Average B, all atoms (Å ²)	32.0	wwPDB-VP

Xtriage's analysis on translational NCS is as follows: *The largest off-origin peak in the Patterson function is 4.82% of the height of the origin peak. No significant pseudotranslation is detected.*

¹Intensities estimated from amplitudes.

²Theoretical values of $\langle |L| \rangle$, $\langle L^2 \rangle$ for acentric reflections are 0.5, 0.333 respectively for untwinned datasets, and 0.375, 0.2 for perfectly twinned datasets.

5 Model quality

5.1 Standard geometry

The Z score for a bond length (or angle) is the number of standard deviations the observed value is removed from the expected value. A bond length (or angle) with $|Z| > 5$ is considered an outlier worth inspection. RMSZ is the root-mean-square of all Z scores of the bond lengths (or angles).

Mol	Chain	Bond lengths		Bond angles	
		RMSZ	# Z >5	RMSZ	# Z >5
1	E	0.62	1/1877 (0.1%)	0.81	4/2922 (0.1%)
1	F	0.65	0/1723	0.90	5/2683 (0.2%)
1	G	0.61	0/1588	0.77	2/2473 (0.1%)
1	H	0.58	0/1495	0.81	3/2323 (0.1%)
2	A	0.62	0/2127	0.69	0/2899
2	B	0.61	0/2138	0.72	0/2913
2	C	0.60	0/2111	0.72	0/2879
2	D	0.60	0/2125	0.68	0/2897
All	All	0.61	1/15184 (0.0%)	0.76	14/21989 (0.1%)

Chiral center outliers are detected by calculating the chiral volume of a chiral center and verifying if the center is modelled as a planar moiety or with the opposite hand. A planarity outlier is detected by checking planarity of atoms in a peptide group, atoms in a mainchain group or atoms of a sidechain that are expected to be planar.

Mol	Chain	#Chirality outliers	#Planarity outliers
1	F	0	4
1	G	0	1
1	H	0	2
All	All	0	7

All (1) bond length outliers are listed below:

Mol	Chain	Res	Type	Atoms	Z	Observed(Å)	Ideal(Å)
1	E	35	A	O3'-P	-7.94	1.51	1.61

All (14) bond angle outliers are listed below:

Mol	Chain	Res	Type	Atoms	Z	Observed(°)	Ideal(°)
1	F	35	A	P-O3'-C3'	11.98	134.08	119.70
1	F	36	G	OP1-P-OP2	-7.85	107.83	119.60
1	H	19	G	N9-C1'-C2'	7.30	123.49	114.00
1	F	16	U	N1-C1'-C2'	6.90	122.97	114.00

Continued on next page...

Continued from previous page...

Mol	Chain	Res	Type	Atoms	Z	Observed(°)	Ideal(°)
1	E	34	G	OP1-P-OP2	-6.62	109.67	119.60
1	G	18	G	N9-C1'-C2'	6.53	122.49	114.00
1	E	7	G	N9-C1'-C2'	6.41	122.33	114.00
1	F	19	G	N9-C1'-C2'	6.35	122.25	114.00
1	E	36	G	OP1-P-OP2	-6.12	110.42	119.60
1	E	35	A	P-O3'-C3'	6.04	126.94	119.70
1	H	18	G	N9-C1'-C2'	6.01	121.82	114.00
1	F	7	G	N9-C1'-C2'	5.68	121.39	114.00
1	G	7	G	N9-C1'-C2'	5.41	121.03	114.00
1	H	60	U	N1-C1'-C2'	5.26	120.83	114.00

There are no chirality outliers.

All (7) planarity outliers are listed below:

Mol	Chain	Res	Type	Group
1	F	19	G	Sidechain
1	F	36	G	Sidechain
1	F	37	G	Sidechain
1	F	52	G	Sidechain
1	G	38	U	Sidechain
1	H	19	G	Sidechain
1	H	60	U	Sidechain

5.2 Too-close contacts

In the following table, the Non-H and H(model) columns list the number of non-hydrogen atoms and hydrogen atoms in the chain respectively. The H(added) column lists the number of hydrogen atoms added and optimized by MolProbity. The Clashes column lists the number of clashes within the asymmetric unit, whereas Symm-Clashes lists symmetry related clashes.

Mol	Chain	Non-H	H(model)	H(added)	Clashes	Symm-Clashes
1	E	1682	0	846	92	0
1	F	1544	0	779	108	0
1	G	1422	0	718	91	0
1	H	1343	0	678	52	0
2	A	2071	0	2012	202	0
2	B	2082	0	2029	203	0
2	C	2056	0	1988	208	0
2	D	2069	0	2012	204	0
All	All	14269	0	11062	1103	0

The all-atom clashscore is defined as the number of clashes found per 1000 atoms (including hydrogen atoms). The all-atom clashscore for this structure is 44.

All (1103) close contacts within the same asymmetric unit are listed below, sorted by their clash magnitude.

Atom-1	Atom-2	Interatomic distance (Å)	Clash overlap (Å)
1:E:34:G:H4'	1:E:35:A:OP1	1.48	1.13
1:H:58:A:H4'	1:H:59:G:OP1	1.45	1.10
2:B:88:ASN:HA	2:B:91:LEU:HD12	1.38	1.06
2:C:28:ARG:HG2	2:C:29:GLN:H	1.20	1.03
1:H:15:A:H61	1:H:48:U:H3	1.02	0.99
2:A:88:ASN:HA	2:A:91:LEU:HD12	1.45	0.98
1:G:58:A:H4'	1:G:59:G:OP1	1.63	0.96
1:F:16:U:H3'	1:F:17:U:C5	2.01	0.95
2:C:46:VAL:HG12	2:C:78:ARG:HD2	1.49	0.94
2:D:239:THR:HG22	2:D:240:ALA:H	1.29	0.93
2:B:207:ILE:HG22	2:B:211:LEU:HD12	1.48	0.92
2:D:207:ILE:HG22	2:D:211:LEU:HD12	1.51	0.91
2:C:207:ILE:HG22	2:C:211:LEU:HD12	1.53	0.91
1:F:36:G:H4'	1:F:37:G:OP1	1.73	0.89
2:A:207:ILE:HG22	2:A:211:LEU:HD12	1.55	0.88
1:H:63:C:H2'	1:H:64:G:H5''	1.56	0.87
1:F:37:G:P	2:B:172:ARG:NH1	2.48	0.87
1:F:68:U:H3'	1:F:69:C:H5''	1.56	0.87
2:A:46:VAL:HG21	2:A:87:VAL:HG22	1.57	0.86
1:G:42:A:H2'	1:G:43:G:H8	1.40	0.85
1:F:40[B]:G:H2'	1:F:41:U:C6	2.12	0.84
2:D:119:ARG:HG3	2:D:248:VAL:HG21	1.60	0.82
2:A:24:TYR:CE1	2:A:32:VAL:HG11	2.14	0.82
1:E:16:U:H3'	1:E:17:U:H5'	1.60	0.82
2:D:46:VAL:HG12	2:D:78:ARG:HD2	1.61	0.82
2:B:119:ARG:HG3	2:B:248:VAL:HG21	1.60	0.82
2:C:119:ARG:HG3	2:C:248:VAL:HG21	1.62	0.80
2:D:200:VAL:HG22	2:D:203:MET:SD	2.22	0.79
2:C:132:LEU:HD13	2:D:132:LEU:HD13	1.63	0.79
2:C:203:MET:O	2:C:207:ILE:HG12	1.81	0.79
1:F:36:G:H1'	1:F:37:G:H5'	1.62	0.79
1:F:39[B]:G:H2'	2:B:60:ASP:OD1	1.82	0.78
1:F:48:U:C5	1:F:59:G:H5''	2.18	0.78
2:C:12:ILE:HD13	2:C:12:ILE:H	1.50	0.77
2:B:170:GLN:OE1	2:B:171:SER:HB3	1.85	0.77
2:B:27:GLN:HE22	2:B:58:ARG:NH1	1.81	0.77
1:E:20:U:H3	1:E:57:A:H1'	1.49	0.77

Continued on next page...

Continued from previous page...

Atom-1	Atom-2	Interatomic distance (Å)	Clash overlap (Å)
2:B:172:ARG:NE	2:B:172:ARG:HA	1.99	0.77
2:C:64:HIS:CE1	2:C:135:GLY:HA2	2.20	0.77
1:H:12:G:H3'	1:H:13:G:H8	1.47	0.76
1:F:14:A:H1'	1:F:22:A:N1	2.00	0.76
1:E:31:C:H2'	1:E:32:U:C6	2.21	0.76
1:H:55:U:O2	1:H:57:A:H3'	1.85	0.76
1:F:40[A]:G:H2'	1:F:41:U:C6	2.21	0.75
1:G:63:C:H2'	1:G:64:G:H8	1.51	0.75
1:H:15:A:N6	1:H:48:U:H3	1.82	0.75
2:D:81:ALA:HA	2:D:84:THR:OG1	1.87	0.75
2:A:64:HIS:CE1	2:A:135:GLY:HA2	2.21	0.75
1:F:39[B]:G:H21	2:B:202:HIS:CD2	2.05	0.75
2:C:29:GLN:HG2	2:C:32:VAL:HG12	1.69	0.74
2:B:82:ALA:O	2:B:87:VAL:HG23	1.88	0.74
2:A:55:CYS:SG	2:A:56:ALA:N	2.60	0.74
2:D:12:ILE:H	2:D:12:ILE:HD13	1.51	0.74
2:C:28:ARG:HG2	2:C:29:GLN:N	1.99	0.74
1:E:19:G:H4'	1:E:20:U:H1'	1.70	0.74
1:E:30:C:H2'	1:E:31:C:H5''	1.70	0.74
2:B:64:HIS:CE1	2:B:135:GLY:HA2	2.23	0.73
1:G:50:C:H2'	1:G:51:G:H8	1.53	0.73
2:B:47:ALA:HB2	2:B:83:TRP:HH2	1.53	0.73
1:F:37:G:H4'	1:F:38:U:OP1	1.87	0.73
2:A:267:PHE:CE2	2:B:268:LEU:HG	2.24	0.73
2:B:203:MET:O	2:B:207:ILE:HG12	1.88	0.73
2:A:147:ARG:HH12	2:A:217:HIS:HA	1.54	0.73
2:A:24:TYR:CD1	2:A:32:VAL:HG11	2.24	0.73
2:B:55:CYS:SG	2:B:56:ALA:N	2.62	0.73
2:D:26:TRP:HE1	2:D:55:CYS:HB2	1.53	0.73
2:D:55:CYS:SG	2:D:56:ALA:N	2.62	0.73
1:H:7:G:H5'	1:H:8:U:H5	1.54	0.72
1:E:16:U:H3'	1:E:17:U:C5'	2.20	0.72
2:B:200:VAL:HG22	2:B:203:MET:SD	2.30	0.72
1:H:63:C:C2'	1:H:64:G:H5''	2.19	0.72
2:C:84:THR:OG1	2:C:85:LEU:HD12	1.88	0.72
2:C:64:HIS:HE1	2:C:135:GLY:HA2	1.54	0.71
1:G:16:U:C5	1:G:19:G:H3'	2.24	0.71
2:C:88:ASN:HA	2:C:91:LEU:HD12	1.71	0.71
2:D:233:ARG:O	2:D:233:ARG:HD3	1.88	0.71
1:E:9:G:N2	1:E:21:G:H2'	2.05	0.71
2:A:181:ILE:HD12	2:A:194:ILE:HD12	1.73	0.71

Continued on next page...

Continued from previous page...

Atom-1	Atom-2	Interatomic distance (Å)	Clash overlap (Å)
2:D:64:HIS:CE1	2:D:135:GLY:HA2	2.26	0.71
2:A:12:ILE:H	2:A:12:ILE:HD13	1.56	0.70
2:A:119:ARG:HG3	2:A:248:VAL:HG21	1.72	0.70
2:D:165:ARG:HD2	2:D:169:CYS:SG	2.32	0.70
2:D:239:THR:HG22	2:D:240:ALA:N	2.05	0.70
1:H:18:G:N2	1:H:57:A:H2'	2.06	0.70
2:B:64:HIS:HE1	2:B:135:GLY:HA2	1.57	0.70
1:G:42:A:H2'	1:G:43:G:C8	2.26	0.69
2:C:147:ARG:HH12	2:C:217:HIS:HA	1.56	0.69
1:G:20:U:H2'	1:G:20:U:O2	1.91	0.69
2:D:152:ALA:HB2	2:D:211:LEU:HD21	1.75	0.69
1:G:21:G:H5''	1:G:22:A:H5'	1.75	0.69
1:G:37:G:H2'	1:G:37:G:N3	2.07	0.69
1:G:50:C:H2'	1:G:51:G:C8	2.27	0.69
2:B:116:ARG:HG2	2:B:250:VAL:HG13	1.73	0.69
2:C:128:ARG:HA	2:C:138:HIS:CE1	2.29	0.69
2:B:27:GLN:HE22	2:B:58:ARG:HH11	1.39	0.68
2:C:55:CYS:SG	2:C:56:ALA:N	2.67	0.68
2:D:12:ILE:HG22	2:D:102:THR:HA	1.75	0.68
2:D:64:HIS:HE1	2:D:135:GLY:HA2	1.58	0.68
2:D:87:VAL:HG12	2:D:91:LEU:HD11	1.75	0.68
1:F:3:C:H2'	1:F:4:G:H5''	1.74	0.68
1:F:18:G:N2	1:F:57:A:H2'	2.09	0.68
1:F:37:G:OP2	2:B:172:ARG:NH1	2.26	0.68
2:D:116:ARG:HG2	2:D:250:VAL:HG13	1.74	0.68
2:D:148:MET:HE2	2:D:211:LEU:O	1.94	0.68
2:C:200:VAL:CG2	2:C:203:MET:HB2	2.23	0.68
2:B:12:ILE:HD13	2:B:12:ILE:H	1.59	0.67
2:C:116:ARG:HG2	2:C:250:VAL:HG13	1.75	0.67
2:D:12:ILE:HG22	2:D:102:THR:HG22	1.76	0.67
2:A:63:VAL:HG22	2:A:242:ALA:HB1	1.75	0.67
1:F:65:U:H2'	1:F:66:C:C6	2.28	0.67
2:B:12:ILE:HG22	2:B:102:THR:HG22	1.77	0.67
2:B:30:ASN:O	2:B:31:GLU:HB2	1.95	0.67
2:A:132:LEU:HB2	2:B:266:LEU:HD11	1.77	0.67
2:C:26:TRP:O	2:C:36:GLN:HB2	1.95	0.67
1:H:12:G:H3'	1:H:13:G:C8	2.30	0.67
2:A:64:HIS:HE1	2:A:135:GLY:HA2	1.58	0.67
2:C:239:THR:HG22	2:C:240:ALA:N	2.10	0.67
1:H:54:U:H2'	1:H:55:U:H5''	1.76	0.67
2:A:116:ARG:HG2	2:A:250:VAL:HG13	1.77	0.67

Continued on next page...

Continued from previous page...

Atom-1	Atom-2	Interatomic distance (Å)	Clash overlap (Å)
2:A:132:LEU:HD13	2:B:132:LEU:HD13	1.77	0.66
1:F:40[B]:G:H2'	1:F:41:U:H6	1.59	0.66
2:A:55:CYS:SG	2:A:57:GLY:N	2.62	0.66
1:F:39[B]:G:O2'	2:B:201:HIS:NE2	2.28	0.66
2:D:166:ALA:HB3	2:D:201:HIS:HB3	1.76	0.66
2:C:35:VAL:HG13	2:C:95:ILE:HD13	1.78	0.66
2:A:24:TYR:CZ	2:A:32:VAL:HG11	2.31	0.66
2:A:41:LYS:O	2:A:41:LYS:HE2	1.95	0.66
1:G:16:U:C4	1:G:19:G:H3'	2.31	0.66
2:A:60:ASP:HB2	2:A:63:VAL:HG21	1.76	0.65
2:D:26:TRP:NE1	2:D:55:CYS:HB2	2.11	0.65
2:A:86:GLY:O	2:A:89:ALA:HB3	1.95	0.65
1:G:58:A:O2'	1:G:59:G:O5'	2.15	0.65
2:A:32:VAL:HG12	2:A:33:ARG:H	1.61	0.65
2:C:123:TYR:CE2	2:C:129:PRO:HB3	2.32	0.65
2:B:27:GLN:OE1	2:B:58:ARG:HD3	1.97	0.65
1:G:39:G:H2'	1:G:40:G:H5''	1.78	0.65
2:B:263:MET:HG2	2:B:270:ASP:OD1	1.97	0.65
1:F:39[B]:G:H22	2:B:205:ARG:HG3	1.62	0.65
2:D:35:VAL:HG13	2:D:95:ILE:HD13	1.78	0.64
1:E:16:U:O4	1:E:19:G:H3'	1.97	0.64
1:E:45(F):A:N7	1:E:45(G):U:O2	2.31	0.64
1:E:9:G:H22	1:E:21:G:H2'	1.62	0.64
2:C:41:LYS:HZ3	2:C:45:GLN:HE21	1.44	0.64
2:C:12:ILE:N	2:C:12:ILE:HD13	2.12	0.64
2:D:139:PHE:CZ	2:D:212:MET:HB3	2.33	0.64
2:C:47:ALA:O	2:C:49:GLU:HG2	1.98	0.64
2:C:17:GLU:OE2	2:C:98:ARG:HD2	1.97	0.64
2:D:12:ILE:N	2:D:12:ILE:HD13	2.13	0.64
1:G:15:A:H61	1:G:48:U:H3	1.46	0.63
2:C:110:ARG:NH2	2:C:111:PHE:HE1	1.95	0.63
2:B:124:ASN:ND2	2:B:185:ARG:HH22	1.97	0.63
2:A:97:VAL:HG12	2:A:98:ARG:N	2.13	0.63
2:C:97:VAL:HG12	2:C:98:ARG:N	2.12	0.63
1:H:7:G:H5'	1:H:8:U:C5	2.33	0.63
2:A:78:ARG:N	2:A:78:ARG:HH11	1.97	0.63
2:C:110:ARG:CZ	2:C:111:PHE:HE1	2.12	0.63
2:D:41:LYS:O	2:D:41:LYS:HE2	1.98	0.63
1:E:9:G:H5'	1:E:21:G:H1	1.64	0.63
1:F:26:G:C2'	1:F:27:C:H5'	2.28	0.63
1:F:63:C:H2'	1:F:64:G:O4'	1.99	0.62

Continued on next page...

Continued from previous page...

Atom-1	Atom-2	Interatomic distance (Å)	Clash overlap (Å)
2:D:111:PHE:HD1	2:D:111:PHE:N	1.97	0.62
2:D:88:ASN:HA	2:D:91:LEU:HD12	1.80	0.62
2:A:78:ARG:HH11	2:A:78:ARG:CA	2.13	0.62
2:B:239:THR:HG22	2:B:240:ALA:H	1.64	0.62
2:D:205:ARG:HB3	2:D:240:ALA:HB3	1.81	0.62
2:C:86:GLY:O	2:C:89:ALA:HB3	1.99	0.62
2:A:202:HIS:O	2:A:206:ASN:ND2	2.32	0.62
2:C:60:ASP:HB2	2:C:63:VAL:HG21	1.82	0.62
1:G:19:G:O6	2:D:82:ALA:HA	1.99	0.62
1:G:46(K):G:H2'	1:G:46(K):G:N3	2.15	0.62
2:A:263:MET:HG2	2:A:270:ASP:OD1	2.00	0.62
2:B:172:ARG:NE	2:B:172:ARG:CA	2.63	0.62
2:B:35:VAL:HG13	2:B:95:ILE:HD13	1.81	0.62
2:D:179:MET:SD	2:D:196:ALA:HA	2.40	0.62
1:E:25:C:H5''	2:A:167:VAL:HG11	1.81	0.62
2:B:41:LYS:O	2:B:41:LYS:HE2	2.00	0.62
2:A:166:ALA:HB3	2:A:201:HIS:HB3	1.81	0.62
1:F:39[B]:G:HO2'	1:F:40[B]:G:P	2.23	0.62
1:E:43:G:H2'	1:E:44:U:O4'	2.00	0.61
2:D:203:MET:O	2:D:207:ILE:HG12	1.98	0.61
2:D:60:ASP:HB2	2:D:63:VAL:HG21	1.81	0.61
2:C:200:VAL:HG22	2:C:203:MET:HB2	1.81	0.61
1:E:66:C:H2'	1:E:67:C:O4'	2.00	0.61
1:F:68:U:H3'	1:F:69:C:C5'	2.30	0.61
2:C:148:MET:HE2	2:C:211:LEU:O	2.00	0.61
2:D:29:GLN:HB3	2:D:32:VAL:HG23	1.83	0.61
1:F:7:G:H4'	1:F:8:U:OP2	1.99	0.61
2:B:152:ALA:HB2	2:B:211:LEU:HD21	1.81	0.61
1:E:58:A:H4'	1:E:59:G:OP1	1.99	0.61
2:D:111:PHE:CD1	2:D:111:PHE:N	2.67	0.61
1:F:36:G:O3'	2:B:172:ARG:NH1	2.32	0.61
2:B:87:VAL:HG12	2:B:91:LEU:HD11	1.83	0.61
2:C:181:ILE:HD12	2:C:194:ILE:HD12	1.83	0.61
2:D:147:ARG:HH12	2:D:217:HIS:HA	1.66	0.61
2:A:12:ILE:N	2:A:12:ILE:HD13	2.16	0.61
2:A:57:GLY:O	2:A:59:THR:N	2.34	0.61
2:D:181:ILE:HD12	2:D:194:ILE:HD12	1.83	0.61
2:A:152:ALA:HB2	2:A:211:LEU:HD21	1.82	0.60
1:H:58:A:C4'	1:H:59:G:OP1	2.36	0.60
1:H:58:A:H1'	1:H:60:U:C5	2.36	0.60
2:D:233:ARG:C	2:D:233:ARG:HD3	2.19	0.60

Continued on next page...

Continued from previous page...

Atom-1	Atom-2	Interatomic distance (Å)	Clash overlap (Å)
2:A:123:TYR:CE2	2:A:129:PRO:HB3	2.36	0.60
2:B:124:ASN:HD22	2:B:185:ARG:HH22	1.50	0.60
2:B:97:VAL:HG12	2:B:98:ARG:N	2.16	0.60
1:G:33:U:OP2	1:G:33:U:O4'	2.19	0.60
1:H:46(J):G:H2'	1:H:46(K):G:O4'	2.01	0.60
2:B:55:CYS:HA	2:B:70:VAL:HG12	1.83	0.60
1:E:46(I):G:H2'	1:E:46(J):G:O4'	2.01	0.60
1:F:8:U:O2'	1:F:48:U:H1'	2.01	0.60
2:A:242:ALA:O	2:A:244:GLY:N	2.34	0.60
2:B:205:ARG:O	2:B:240:ALA:N	2.34	0.60
1:H:63:C:C3'	1:H:64:G:H5''	2.31	0.60
2:A:12:ILE:HG22	2:A:102:THR:HG22	1.84	0.60
2:B:181:ILE:HD12	2:B:194:ILE:HD12	1.83	0.60
2:C:44:SER:HB3	2:C:51:ILE:H	1.67	0.60
1:G:32:U:C2'	1:G:33:U:H4'	2.32	0.60
2:B:16:ILE:O	2:B:68:GLN:HB3	2.02	0.59
2:D:232:ASP:HB3	2:D:235:LEU:HD12	1.83	0.59
1:G:32:U:H2'	1:G:33:U:O2'	2.01	0.59
2:A:172:ARG:HG3	2:A:173:THR:N	2.16	0.59
2:C:178:VAL:HA	2:C:196:ALA:HB2	1.85	0.59
1:E:23:C:O4'	2:A:238:ALA:HB1	2.02	0.59
2:B:172:ARG:HE	2:B:172:ARG:HA	1.68	0.59
2:A:132:LEU:HG	2:A:135:GLY:HA3	1.84	0.59
2:C:267:PHE:CE2	2:D:268:LEU:HG	2.38	0.59
2:C:263:MET:HG2	2:C:270:ASP:OD1	2.03	0.59
2:C:85:LEU:HD12	2:C:85:LEU:H	1.67	0.59
1:E:57:A:O2'	1:E:58:A:H5'	2.03	0.59
1:F:17:U:C6	1:F:17:U:H3'	2.37	0.59
2:A:55:CYS:HA	2:A:70:VAL:HG12	1.85	0.59
2:D:97:VAL:HG12	2:D:98:ARG:N	2.17	0.59
2:D:17:GLU:OE2	2:D:98:ARG:HD2	2.02	0.59
1:E:13:G:N2	1:E:14:A:C8	2.70	0.59
1:E:24:A:H2'	1:E:25:C:H6	1.67	0.59
2:A:176:ARG:HD2	2:A:198:ALA:O	2.03	0.59
1:G:16:U:O4	1:G:20:U:OP2	2.20	0.59
1:G:36:G:N7	2:A:173:THR:HG21	2.18	0.59
2:D:139:PHE:CE1	2:D:212:MET:HB3	2.38	0.59
1:G:19:G:O2'	1:G:20:U:O5'	2.18	0.59
2:B:186:HIS:O	2:B:189:TYR:HB2	2.03	0.58
1:F:39[B]:G:O2'	2:B:201:HIS:CE1	2.56	0.58
1:E:18:G:C6	1:E:57:A:C6	2.91	0.58

Continued on next page...

Continued from previous page...

Atom-1	Atom-2	Interatomic distance (Å)	Clash overlap (Å)
1:H:20:U:H5'	1:H:20(A):A:OP1	2.03	0.58
2:C:41:LYS:HE2	2:C:41:LYS:O	2.02	0.58
1:H:59:G:N7	1:H:60:U:C2	2.71	0.58
2:B:179:MET:SD	2:B:196:ALA:HA	2.44	0.58
1:H:49:A:H61	1:H:65:U:H3	1.50	0.58
2:A:179:MET:SD	2:A:196:ALA:HA	2.43	0.58
2:C:132:LEU:HG	2:C:135:GLY:HA3	1.86	0.58
1:G:60:U:H4'	1:G:61:C:OP2	2.03	0.58
2:A:148:MET:HE2	2:A:211:LEU:O	2.04	0.58
1:E:17:U:O2'	1:E:18:G:H5''	2.03	0.58
1:G:14:A:C2	1:G:15:A:H1'	2.39	0.58
2:A:128:ARG:HG3	2:A:129:PRO:HD2	1.86	0.57
2:A:267:PHE:CD2	2:B:268:LEU:HG	2.38	0.57
2:A:17:GLU:OE2	2:A:98:ARG:HD2	2.05	0.57
2:D:86:GLY:O	2:D:89:ALA:HB3	2.04	0.57
1:F:39[B]:G:H22	2:B:205:ARG:CG	2.16	0.57
1:G:50:C:O2'	1:G:51:G:H5'	2.04	0.57
2:B:138:HIS:HD2	2:B:139:PHE:N	2.01	0.57
1:F:23:C:O2'	2:B:238:ALA:HB1	2.04	0.57
2:C:132:LEU:HB2	2:D:266:LEU:HD11	1.86	0.57
1:G:34:G:C6	1:G:37:G:C5	2.92	0.57
1:G:45(A):G:H2'	1:G:45(B):C:H4'	1.86	0.57
2:A:200:VAL:CG2	2:A:203:MET:HB2	2.35	0.57
2:C:179:MET:SD	2:C:196:ALA:HA	2.44	0.57
2:C:207:ILE:O	2:C:211:LEU:HB2	2.05	0.57
2:D:128:ARG:HG3	2:D:129:PRO:HD2	1.86	0.57
1:F:39[B]:G:O6	2:B:245:LEU:HD21	2.05	0.57
2:D:88:ASN:C	2:D:90:ASN:H	2.08	0.57
1:F:43:G:C6	1:F:44:U:C4	2.93	0.57
2:A:35:VAL:HG13	2:A:95:ILE:HD13	1.86	0.57
2:A:44:SER:C	2:A:46:VAL:H	2.07	0.57
2:D:30:ASN:OD1	2:D:31:GLU:HG2	2.05	0.57
2:A:147:ARG:NH1	2:A:217:HIS:HA	2.19	0.57
2:D:178:VAL:HA	2:D:196:ALA:HB2	1.87	0.57
2:D:132:LEU:HG	2:D:135:GLY:HA3	1.87	0.57
1:E:28:U:H2'	1:E:29:A:C8	2.40	0.57
1:F:18:G:H21	1:F:57:A:H2'	1.70	0.57
1:G:59:G:N7	1:G:60:U:C2	2.73	0.57
1:F:39[B]:G:H22	2:B:205:ARG:CD	2.17	0.56
1:E:32:U:H3'	1:E:33:U:H5''	1.87	0.56
1:G:18:G:C2	1:G:58:A:C4	2.92	0.56

Continued on next page...

Continued from previous page...

Atom-1	Atom-2	Interatomic distance (Å)	Clash overlap (Å)
2:D:169:CYS:SG	2:D:170:GLN:N	2.77	0.56
1:E:45(H):A:H4'	1:E:46(I):G:OP1	2.05	0.56
1:F:60:U:H4'	1:F:61:C:OP2	2.04	0.56
2:C:147:ARG:NH1	2:C:217:HIS:HA	2.19	0.56
2:D:263:MET:HG2	2:D:270:ASP:OD1	2.05	0.56
2:B:85:LEU:O	2:B:86:GLY:C	2.43	0.56
2:C:176:ARG:HD2	2:C:198:ALA:O	2.06	0.56
2:A:28:ARG:HH11	2:A:28:ARG:HG3	1.71	0.56
2:A:49:GLU:O	2:A:49:GLU:HG3	2.05	0.56
2:B:12:ILE:HD13	2:B:12:ILE:N	2.20	0.56
1:E:31:C:H2'	1:E:32:U:H6	1.70	0.56
1:E:30:C:C2'	1:E:31:C:H5''	2.36	0.56
1:G:28:U:H2'	1:G:29:A:H8	1.71	0.56
1:G:59:G:N7	1:G:60:U:N3	2.53	0.56
2:A:42:ALA:O	2:A:46:VAL:HG23	2.06	0.56
2:B:120:TYR:CE1	2:B:208:VAL:HG11	2.41	0.56
2:B:17:GLU:OE2	2:B:98:ARG:HD2	2.06	0.56
2:B:207:ILE:O	2:B:211:LEU:HB2	2.06	0.56
2:C:208:VAL:O	2:C:211:LEU:N	2.39	0.56
2:C:46:VAL:O	2:C:78:ARG:NE	2.38	0.56
1:F:39[B]:G:N2	2:B:205:ARG:HD3	2.21	0.56
1:G:37:G:N3	1:G:37:G:C2'	2.68	0.56
1:H:18:G:H21	1:H:57:A:H2'	1.70	0.56
2:D:85:LEU:N	2:D:85:LEU:HD12	2.21	0.55
1:F:68:U:H2'	1:F:69:C:O4'	2.06	0.55
1:F:70:G:H4'	1:F:70:G:OP1	2.06	0.55
2:C:152:ALA:HB2	2:C:211:LEU:HD21	1.87	0.55
1:G:25:C:OP1	2:C:167:VAL:CB	2.55	0.55
2:D:123:TYR:CE2	2:D:129:PRO:HB3	2.41	0.55
1:E:24:A:H2'	1:E:25:C:C6	2.41	0.55
2:A:200:VAL:HG22	2:A:203:MET:HB2	1.87	0.55
2:C:119:ARG:HD2	2:C:248:VAL:HG11	1.89	0.55
2:C:55:CYS:SG	2:C:57:GLY:N	2.68	0.55
2:C:84:THR:OG1	2:C:85:LEU:N	2.39	0.55
1:G:36:G:H4'	1:G:37:G:OP1	2.06	0.55
2:B:208:VAL:O	2:B:209:GLY:C	2.45	0.55
2:C:12:ILE:HG22	2:C:102:THR:HG22	1.89	0.55
2:C:149:HIS:O	2:C:153:GLN:HG2	2.07	0.55
2:D:99:TRP:CD2	2:D:259:PRO:HG2	2.42	0.55
2:D:55:CYS:HA	2:D:70:VAL:HG12	1.89	0.55
1:F:45(C):C:H2'	1:F:45(D):C:O4'	2.06	0.55

Continued on next page...

Continued from previous page...

Atom-1	Atom-2	Interatomic distance (Å)	Clash overlap (Å)
2:B:210:SER:HA	2:B:237:ALA:HB3	1.89	0.55
1:G:12:G:H3'	1:G:13:G:H8	1.70	0.55
2:C:16:ILE:O	2:C:68:GLN:HB3	2.07	0.55
2:D:44:SER:HB3	2:D:51:ILE:H	1.71	0.55
2:A:181:ILE:HG23	2:A:181:ILE:O	2.07	0.55
2:A:77:LEU:C	2:A:78:ARG:NH1	2.60	0.55
2:B:158:GLU:HG2	2:B:177:ASN:HB2	1.88	0.55
2:C:208:VAL:O	2:C:209:GLY:C	2.43	0.55
2:D:176:ARG:HD2	2:D:198:ALA:O	2.06	0.55
1:E:65:U:H6	1:E:65:U:O5'	1.90	0.55
1:F:19:G:H1'	1:F:20:U:O2	2.07	0.55
2:C:152:ALA:HB2	2:C:211:LEU:HD11	1.88	0.54
1:H:53:G:H2'	1:H:54:U:H6	1.72	0.54
2:C:108:HIS:CE1	2:C:110:ARG:HB3	2.42	0.54
1:E:29:A:H2'	1:E:30:C:O4'	2.06	0.54
1:F:26:G:H2'	1:F:27:C:H5'	1.89	0.54
1:G:56:C:C4	1:G:57:A:C8	2.95	0.54
2:A:44:SER:O	2:A:46:VAL:N	2.40	0.54
2:D:28:ARG:HA	2:D:34:SER:OG	2.07	0.54
1:H:60:U:H5''	1:H:61:C:H5	1.71	0.54
2:A:44:SER:HB3	2:A:51:ILE:H	1.71	0.54
2:B:138:HIS:CD2	2:B:139:PHE:N	2.76	0.54
2:D:165:ARG:HD2	2:D:169:CYS:CB	2.38	0.54
2:A:266:LEU:HB2	2:B:267:PHE:HE2	1.73	0.54
2:C:55:CYS:HA	2:C:70:VAL:HG12	1.90	0.54
2:D:41:LYS:HZ3	2:D:45:GLN:HE21	1.54	0.54
1:G:32:U:C3'	1:G:33:U:H4'	2.38	0.54
1:H:27:C:H6	1:H:27:C:O5'	1.90	0.54
1:H:55:U:C2	1:H:57:A:H3'	2.42	0.54
2:C:124:ASN:HB2	2:C:143:LEU:HD12	1.90	0.54
2:A:108:HIS:O	2:A:110:ARG:N	2.41	0.54
2:A:207:ILE:O	2:A:211:LEU:HB2	2.07	0.54
1:F:16:U:H5'	1:F:19:G:OP1	2.07	0.54
2:B:178:VAL:HA	2:B:196:ALA:HB2	1.90	0.54
2:B:56:ALA:HB2	2:B:109:ALA:HB1	1.90	0.54
2:D:120:TYR:CE1	2:D:208:VAL:HG11	2.42	0.54
2:D:181:ILE:O	2:D:181:ILE:HG23	2.08	0.54
1:F:40[A]:G:H2'	1:F:41:U:H6	1.71	0.54
2:D:86:GLY:O	2:D:89:ALA:N	2.40	0.54
2:A:14:LEU:HD11	2:A:43:LEU:HD21	1.89	0.54
1:G:17:U:C6	2:C:126:ARG:NH2	2.74	0.54

Continued on next page...

Continued from previous page...

Atom-1	Atom-2	Interatomic distance (Å)	Clash overlap (Å)
2:C:233:ARG:O	2:C:235:LEU:N	2.38	0.54
1:H:53:G:O2'	1:H:54:U:H5'	2.09	0.54
2:D:208:VAL:O	2:D:209:GLY:C	2.46	0.53
1:F:68:U:H5'	1:F:69:C:OP2	2.08	0.53
1:G:20(A):A:C6	1:G:21:G:C6	2.96	0.53
2:B:14:LEU:HD11	2:B:43:LEU:HD21	1.89	0.53
2:B:176:ARG:HD2	2:B:198:ALA:O	2.08	0.53
1:E:18:G:N2	1:E:57:A:H2'	2.22	0.53
2:A:43:LEU:HD22	2:A:72:PHE:CZ	2.44	0.53
2:B:132:LEU:HG	2:B:135:GLY:HA3	1.90	0.53
2:B:44:SER:HB3	2:B:51:ILE:H	1.72	0.53
2:C:200:VAL:HG23	2:C:203:MET:HB2	1.89	0.53
2:D:205:ARG:CZ	2:D:242:ALA:HB2	2.37	0.53
1:G:14:A:H2'	1:G:15:A:O4'	2.07	0.53
1:G:59:G:H2'	1:G:60:U:H5'	1.90	0.53
1:H:4:G:H2'	1:H:5:A:H1'	1.90	0.53
2:B:26:TRP:HB2	2:B:59:THR:OG1	2.08	0.53
2:C:186:HIS:O	2:C:189:TYR:HB2	2.08	0.53
2:D:12:ILE:CG2	2:D:102:THR:HG22	2.38	0.53
2:D:60:ASP:HB2	2:D:63:VAL:CG2	2.38	0.53
1:E:19:G:O2'	1:E:20:U:O5'	2.27	0.53
2:A:119:ARG:HD2	2:A:248:VAL:HG11	1.90	0.53
2:B:170:GLN:CD	2:B:171:SER:HB3	2.28	0.53
2:D:11:LYS:NZ	2:D:105:ASP:HA	2.23	0.53
1:E:12:G:H2'	1:E:13:G:O4'	2.08	0.53
1:F:19:G:H1'	1:F:20:U:C2	2.43	0.53
2:B:233:ARG:HD3	2:B:233:ARG:C	2.29	0.53
2:D:14:LEU:HD11	2:D:43:LEU:HD21	1.91	0.53
2:D:202:HIS:HB2	2:D:206:ASN:HD21	1.73	0.53
1:F:17:U:C6	1:F:17:U:C3'	2.90	0.53
1:F:17:U:H3'	1:F:17:U:H6	1.74	0.53
1:H:49:A:C2	1:H:50:C:C2	2.97	0.53
2:A:44:SER:C	2:A:46:VAL:N	2.62	0.53
2:B:146:GLU:HB3	2:B:150:ARG:HH12	1.73	0.53
2:C:124:ASN:ND2	2:C:185:ARG:HH22	2.07	0.53
2:D:201:HIS:O	2:D:202:HIS:HB2	2.09	0.53
1:E:35:A:H4'	1:E:36:G:C5'	2.39	0.53
2:B:128:ARG:HG3	2:B:129:PRO:HD2	1.91	0.53
1:E:36:G:H2'	1:E:37:G:N9	2.24	0.53
2:B:113:ALA:HB3	2:B:116:ARG:NH2	2.24	0.52
2:D:234:THR:O	2:D:235:LEU:HG	2.09	0.52

Continued on next page...

Continued from previous page...

Atom-1	Atom-2	Interatomic distance (Å)	Clash overlap (Å)
2:D:63:VAL:HG22	2:D:242:ALA:HB1	1.90	0.52
1:G:18:G:C4	1:G:58:A:C2	2.97	0.52
1:G:25:C:O2'	1:G:26:G:H5'	2.09	0.52
1:G:34:G:N1	1:G:37:G:C6	2.77	0.52
2:B:261:PRO:HB2	2:B:262:PRO:CD	2.38	0.52
2:C:242:ALA:O	2:C:244:GLY:N	2.37	0.52
1:F:16:U:H3'	1:F:17:U:C6	2.44	0.52
1:H:38:U:H2'	1:H:39:G:O4'	2.09	0.52
2:B:208:VAL:O	2:B:211:LEU:N	2.42	0.52
2:B:94:ASP:OD1	2:B:95:ILE:HG13	2.10	0.52
2:A:152:ALA:HB2	2:A:211:LEU:HD11	1.92	0.52
2:B:27:GLN:O	2:B:29:GLN:NE2	2.43	0.52
2:C:261:PRO:HB2	2:C:262:PRO:CD	2.39	0.52
1:E:19:G:H4'	1:E:20:U:C1'	2.36	0.52
2:A:178:VAL:HA	2:A:196:ALA:HB2	1.90	0.52
2:B:147:ARG:HH12	2:B:217:HIS:HA	1.75	0.52
1:F:40[B]:G:P	2:B:201:HIS:NE2	2.82	0.52
2:C:41:LYS:NZ	2:C:45:GLN:HE21	2.07	0.52
2:D:149:HIS:O	2:D:153:GLN:HG2	2.08	0.52
1:H:10:G:O2'	1:H:11:U:H5'	2.10	0.52
2:A:128:ARG:HA	2:A:138:HIS:CE1	2.45	0.52
2:A:186:HIS:O	2:A:189:TYR:HB2	2.09	0.52
2:B:123:TYR:CE2	2:B:129:PRO:HB3	2.44	0.52
2:B:205:ARG:NH2	2:B:240:ALA:O	2.43	0.52
2:D:113:ALA:HB3	2:D:116:ARG:NH2	2.24	0.52
2:A:16:ILE:O	2:A:68:GLN:HB3	2.10	0.52
2:A:60:ASP:HB2	2:A:63:VAL:CG2	2.39	0.52
2:B:46:VAL:HG12	2:B:78:ARG:HD2	1.92	0.52
2:D:147:ARG:NH1	2:D:217:HIS:HA	2.25	0.52
2:A:32:VAL:HG12	2:A:33:ARG:N	2.24	0.52
2:D:242:ALA:O	2:D:244:GLY:N	2.40	0.52
2:C:205:ARG:NH2	2:C:240:ALA:O	2.41	0.52
2:A:19:ASP:OD2	2:A:21:SER:HB2	2.10	0.52
2:D:186:HIS:O	2:D:189:TYR:HB2	2.09	0.52
2:D:81:ALA:O	2:D:84:THR:N	2.43	0.52
1:E:45(A):G:H2'	1:E:45(B):C:C6	2.45	0.52
1:H:54:U:C2'	1:H:55:U:H5''	2.39	0.52
1:F:25:C:OP1	2:B:167:VAL:HB	2.10	0.51
1:F:53:G:C2	1:F:62:C:N3	2.79	0.51
1:F:6:G:C2'	1:F:7:G:OP1	2.58	0.51
1:G:20(A):A:H2'	1:G:21:G:C8	2.45	0.51

Continued on next page...

Continued from previous page...

Atom-1	Atom-2	Interatomic distance (Å)	Clash overlap (Å)
1:H:49:A:N6	1:H:65:U:H3	2.07	0.51
2:B:181:ILE:O	2:B:181:ILE:HG23	2.11	0.51
2:D:43:LEU:HD22	2:D:72:PHE:CZ	2.45	0.51
2:D:49:GLU:O	2:D:49:GLU:HG3	2.11	0.51
1:H:46(J):G:C8	1:H:46(J):G:H3'	2.45	0.51
1:H:45(C):C:H42	1:H:46(J):G:H1	1.57	0.51
2:A:158:GLU:HG2	2:A:177:ASN:HB2	1.90	0.51
2:A:26:TRP:O	2:A:36:GLN:HB2	2.11	0.51
2:C:128:ARG:N	2:C:138:HIS:CE1	2.78	0.51
2:D:202:HIS:O	2:D:204:VAL:N	2.44	0.51
1:E:47:U:H3'	1:E:47:U:O2	2.10	0.51
1:G:15:A:C5	1:G:59:G:N1	2.79	0.51
2:A:203:MET:O	2:A:207:ILE:HG12	2.09	0.51
2:B:149:HIS:O	2:B:153:GLN:HG2	2.10	0.51
2:C:128:ARG:CA	2:C:138:HIS:CE1	2.94	0.51
2:C:239:THR:HG22	2:C:240:ALA:H	1.75	0.51
1:H:56:C:OP1	1:H:56:C:H6	1.94	0.51
2:A:146:GLU:HB3	2:A:150:ARG:HH12	1.76	0.51
2:B:44:SER:O	2:B:45:GLN:C	2.49	0.51
2:D:139:PHE:CD1	2:D:212:MET:SD	3.04	0.51
2:D:39:LEU:HG	2:D:43:LEU:HD12	1.91	0.51
2:C:128:ARG:HG3	2:C:129:PRO:HD2	1.91	0.51
2:C:181:ILE:O	2:C:181:ILE:HG23	2.10	0.51
2:C:49:GLU:HG3	2:C:49:GLU:O	2.10	0.51
1:G:37:G:O2'	1:G:38:U:P	2.68	0.51
1:H:20:U:OP1	1:H:20:U:H4'	2.09	0.51
1:H:46(J):G:H3'	1:H:46(J):G:H8	1.74	0.51
2:B:83:TRP:HA	2:B:87:VAL:CG2	2.41	0.51
2:C:28:ARG:CG	2:C:29:GLN:H	2.05	0.51
2:D:47:ALA:HB2	2:D:83:TRP:HH2	1.75	0.51
2:D:16:ILE:O	2:D:68:GLN:HB3	2.10	0.51
2:A:208:VAL:O	2:A:209:GLY:C	2.49	0.51
2:B:78:ARG:O	2:B:79:LYS:O	2.28	0.51
2:C:202:HIS:HB3	2:C:206:ASN:HD21	1.76	0.50
2:D:118:TYR:CD2	2:D:245:LEU:HD11	2.46	0.50
2:D:128:ARG:HA	2:D:138:HIS:CE1	2.45	0.50
2:C:88:ASN:HD21	2:C:97:VAL:H	1.58	0.50
2:D:202:HIS:O	2:D:203:MET:C	2.49	0.50
1:E:9:G:C4	1:E:21:G:N2	2.80	0.50
1:H:14:A:C2	1:H:15:A:H1'	2.47	0.50
2:A:166:ALA:O	2:A:167:VAL:C	2.48	0.50

Continued on next page...

Continued from previous page...

Atom-1	Atom-2	Interatomic distance (Å)	Clash overlap (Å)
2:B:166:ALA:HB3	2:B:201:HIS:HB3	1.93	0.50
2:C:41:LYS:NZ	2:C:45:GLN:HG3	2.26	0.50
1:F:69:C:H3'	1:F:70:G:H5''	1.92	0.50
2:A:12:ILE:HG22	2:A:102:THR:HA	1.93	0.50
2:A:155:LEU:HD22	2:A:161:PHE:HE1	1.77	0.50
1:E:46(J):G:H2'	1:E:46(K):G:C8	2.45	0.50
2:A:208:VAL:O	2:A:211:LEU:N	2.45	0.50
2:C:166:ALA:HB2	2:C:202:HIS:HB2	1.94	0.50
2:B:239:THR:HG22	2:B:240:ALA:N	2.26	0.50
1:F:39[B]:G:N2	2:B:205:ARG:CD	2.74	0.50
1:F:45(C):C:H3'	1:F:45(D):C:H5''	1.93	0.50
1:G:28:U:H2'	1:G:29:A:C8	2.47	0.50
1:G:59:G:H2'	1:G:60:U:C5'	2.41	0.50
1:F:48:U:H5	1:F:59:G:H5''	1.72	0.50
1:F:7:G:C4'	1:F:8:U:OP2	2.60	0.50
2:A:20:GLY:O	2:A:21:SER:C	2.50	0.49
2:D:148:MET:CE	2:D:211:LEU:O	2.59	0.49
2:A:55:CYS:SG	2:A:58:ARG:N	2.85	0.49
1:F:39[B]:G:N2	2:B:202:HIS:HA	2.27	0.49
2:C:36:GLN:O	2:C:37:GLU:C	2.51	0.49
2:D:139:PHE:CE1	2:D:212:MET:SD	3.05	0.49
2:D:47:ALA:HB2	2:D:83:TRP:CH2	2.47	0.49
1:F:36:G:C1'	1:F:37:G:H5'	2.39	0.49
1:E:40:G:O2'	1:E:41:U:H5'	2.12	0.49
1:E:45(F):A:H5'	1:E:45(G):U:OP2	2.12	0.49
2:C:97:VAL:CG1	2:C:98:ARG:N	2.75	0.49
1:H:63:C:H2'	1:H:64:G:C5'	2.37	0.49
2:C:152:ALA:CB	2:C:211:LEU:HD11	2.43	0.49
1:F:40[B]:G:O2'	1:F:41:U:H5'	2.13	0.49
1:H:61:C:H2'	1:H:62:C:C6	2.46	0.49
2:B:119:ARG:HD2	2:B:248:VAL:HG11	1.93	0.49
2:C:147:ARG:NH1	2:C:217:HIS:CD2	2.81	0.49
2:C:94:ASP:OD1	2:C:95:ILE:HG13	2.13	0.49
2:D:88:ASN:C	2:D:90:ASN:N	2.65	0.49
2:A:118:TYR:CD2	2:A:245:LEU:HD11	2.48	0.49
2:B:206:ASN:OD1	2:B:239:THR:HG23	2.12	0.49
2:D:261:PRO:HB2	2:D:262:PRO:CD	2.43	0.49
1:F:14:A:H1'	1:F:22:A:C6	2.47	0.49
2:A:94:ASP:OD1	2:A:95:ILE:HG13	2.13	0.49
1:F:39[B]:G:O5'	2:B:58:ARG:HB2	2.13	0.49
1:E:30:C:H2'	1:E:31:C:C5'	2.41	0.49

Continued on next page...

Continued from previous page...

Atom-1	Atom-2	Interatomic distance (Å)	Clash overlap (Å)
1:F:37:G:H2'	1:F:37:G:N3	2.28	0.49
1:F:51:G:N2	1:F:52:G:H1'	2.27	0.49
2:B:148:MET:HE2	2:B:211:LEU:O	2.13	0.49
2:B:82:ALA:O	2:B:87:VAL:N	2.42	0.49
2:D:205:ARG:NH2	2:D:242:ALA:HB2	2.28	0.49
1:F:19:G:N3	1:F:20:U:N3	2.59	0.49
1:G:16:U:O4	1:G:19:G:H3'	2.12	0.49
2:B:206:ASN:O	2:B:207:ILE:C	2.51	0.48
2:B:46:VAL:HG11	2:B:82:ALA:HB1	1.95	0.48
2:D:207:ILE:O	2:D:211:LEU:HB2	2.13	0.48
1:E:19:G:O2'	1:E:20:U:P	2.71	0.48
1:E:19:G:HO2'	1:E:20:U:P	2.36	0.48
2:B:20:GLY:O	2:B:21:SER:C	2.52	0.48
2:B:46:VAL:CG1	2:B:78:ARG:HD2	2.42	0.48
2:C:110:ARG:NH2	2:C:111:PHE:CE1	2.79	0.48
1:F:58:A:O2'	1:F:60:U:H5	1.96	0.48
2:B:200:VAL:HG22	2:B:203:MET:CG	2.43	0.48
2:B:43:LEU:HD22	2:B:72:PHE:CZ	2.48	0.48
2:C:20:GLY:O	2:C:21:SER:C	2.48	0.48
1:F:40[A]:G:H2'	1:F:41:U:O4'	2.13	0.48
2:A:97:VAL:CG1	2:A:98:ARG:N	2.76	0.48
2:B:163:SER:OG	2:B:231:LYS:CA	2.62	0.48
2:B:49:GLU:HG3	2:B:49:GLU:O	2.14	0.48
2:C:175:TRP:O	2:C:176:ARG:HG2	2.13	0.48
2:C:268:LEU:HG	2:D:267:PHE:CE2	2.48	0.48
2:D:175:TRP:O	2:D:176:ARG:HG2	2.14	0.48
2:D:208:VAL:O	2:D:211:LEU:N	2.47	0.48
2:C:88:ASN:OD1	2:C:97:VAL:HG23	2.13	0.48
2:A:163:SER:OG	2:A:231:LYS:CA	2.61	0.48
2:C:155:LEU:HD22	2:C:161:PHE:HE1	1.78	0.48
2:C:200:VAL:HG22	2:C:203:MET:SD	2.54	0.48
1:F:26:G:C6	1:F:27:C:C4	3.02	0.48
2:B:120:TYR:CD1	2:B:208:VAL:HG11	2.49	0.48
2:C:124:ASN:HD22	2:C:185:ARG:HH22	1.61	0.48
2:C:130:ALA:O	2:C:133:SER:HB2	2.14	0.48
2:D:83:TRP:HA	2:D:87:VAL:HG23	1.95	0.48
1:E:58:A:O2'	1:E:59:G:O5'	2.31	0.48
2:A:181:ILE:HD12	2:A:194:ILE:CD1	2.41	0.48
2:A:233:ARG:HG2	2:A:233:ARG:HH11	1.79	0.48
2:C:123:TYR:CD2	2:C:129:PRO:HB3	2.49	0.48
2:C:26:TRP:CZ2	2:C:70:VAL:HG11	2.49	0.48

Continued on next page...

Continued from previous page...

Atom-1	Atom-2	Interatomic distance (Å)	Clash overlap (Å)
2:D:19:ASP:OD2	2:D:21:SER:HB2	2.14	0.48
2:D:30:ASN:OD1	2:D:31:GLU:N	2.46	0.48
2:D:36:GLN:O	2:D:37:GLU:C	2.52	0.48
1:F:37:G:C4'	1:F:38:U:OP1	2.58	0.48
1:G:16:U:C2	2:D:85:LEU:HD23	2.49	0.48
1:G:34:G:C6	1:G:37:G:C6	3.01	0.48
2:A:124:ASN:HB2	2:A:143:LEU:HD12	1.95	0.48
2:B:149:HIS:HD1	2:B:149:HIS:C	2.17	0.48
2:B:28:ARG:HD2	2:B:29:GLN:N	2.29	0.48
2:C:147:ARG:HH11	2:C:217:HIS:CG	2.32	0.48
2:C:14:LEU:HD11	2:C:43:LEU:HD21	1.96	0.48
1:G:46(K):G:O2'	1:G:46(L):C:H5'	2.13	0.48
2:C:147:ARG:NH1	2:C:217:HIS:CG	2.82	0.48
1:F:51:G:C2	1:F:52:G:H1'	2.49	0.48
1:F:58:A:O2'	1:F:59:G:P	2.71	0.48
2:D:120:TYR:CD1	2:D:208:VAL:HG11	2.49	0.47
1:E:35:A:H4'	1:E:36:G:H5'	1.94	0.47
1:E:45(G):U:H5''	1:E:45(H):A:C8	2.48	0.47
2:A:29:GLN:HB3	2:A:30:ASN:H	1.38	0.47
1:E:39:G:OP1	2:A:168:GLN:NE2	2.47	0.47
1:H:4:G:H2'	1:H:5:A:C1'	2.44	0.47
1:H:9:G:O6	1:H:12:G:N7	2.47	0.47
2:C:163:SER:O	2:C:233:ARG:HA	2.14	0.47
2:C:24:TYR:CD1	2:C:32:VAL:HG21	2.48	0.47
2:D:130:ALA:O	2:D:133:SER:HB2	2.14	0.47
2:D:158:GLU:HG2	2:D:177:ASN:HB2	1.97	0.47
1:E:4:G:H2'	1:E:5:A:C8	2.49	0.47
2:A:132:LEU:HD23	2:A:136:VAL:HG13	1.96	0.47
2:A:168:GLN:CD	2:A:168:GLN:H	2.17	0.47
2:B:19:ASP:OD2	2:B:21:SER:HB2	2.14	0.47
2:D:147:ARG:NH1	2:D:217:HIS:CD2	2.82	0.47
1:E:58:A:O2'	1:E:60:U:C5	2.67	0.47
2:B:242:ALA:O	2:B:244:GLY:N	2.43	0.47
2:C:12:ILE:HD11	2:C:72:PHE:CE2	2.50	0.47
2:C:78:ARG:HG3	2:C:83:TRP:CZ2	2.50	0.47
2:C:80:ASP:C	2:C:82:ALA:N	2.68	0.47
2:D:163:SER:O	2:D:233:ARG:HA	2.14	0.47
1:E:45(A):G:H2'	1:E:45(B):C:H6	1.79	0.47
1:F:45(C):C:C3'	1:F:45(D):C:H5''	2.44	0.47
1:F:46(L):C:H2'	1:F:47:U:O4'	2.14	0.47
1:G:9:G:C4	1:G:21:G:N2	2.82	0.47

Continued on next page...

Continued from previous page...

Atom-1	Atom-2	Interatomic distance (Å)	Clash overlap (Å)
2:C:29:GLN:HA	2:C:29:GLN:OE1	2.13	0.47
2:D:205:ARG:O	2:D:240:ALA:HB2	2.15	0.47
2:D:63:VAL:HG13	2:D:245:LEU:HB3	1.97	0.47
1:F:58:A:O2'	1:F:59:G:OP1	2.30	0.47
2:A:255:ARG:HG3	2:A:256:TYR:N	2.30	0.47
2:D:202:HIS:CB	2:D:206:ASN:HD21	2.28	0.47
1:E:22:A:N7	1:E:23:C:C5	2.83	0.47
1:G:32:U:O3'	1:G:33:U:H4'	2.14	0.47
2:B:12:ILE:HD11	2:B:72:PHE:CE2	2.50	0.47
2:C:113:ALA:HB3	2:C:116:ARG:NH2	2.29	0.47
1:G:12:G:C2	1:G:24:A:C2	3.03	0.47
2:A:40:GLU:O	2:A:41:LYS:C	2.53	0.47
2:B:187:GLY:C	2:B:189:TYR:H	2.19	0.47
2:C:99:TRP:CE2	2:C:259:PRO:HG2	2.50	0.47
2:A:78:ARG:HA	2:A:78:ARG:HH11	1.78	0.47
2:B:130:ALA:O	2:B:133:SER:HB2	2.15	0.47
2:B:42:ALA:HB1	2:B:90:ASN:HB2	1.95	0.47
2:C:144:ASP:CG	2:C:147:ARG:HG3	2.36	0.47
2:C:149:HIS:C	2:C:149:HIS:HD1	2.19	0.47
2:C:239:THR:CG2	2:C:240:ALA:N	2.77	0.47
1:G:30:C:N3	1:G:31:C:C4	2.83	0.47
2:B:204:VAL:O	2:B:206:ASN:N	2.48	0.46
2:B:255:ARG:HG3	2:B:256:TYR:N	2.30	0.46
2:B:99:TRP:CD2	2:B:259:PRO:HG2	2.50	0.46
2:C:19:ASP:OD2	2:C:21:SER:HB2	2.15	0.46
1:G:42:A:OP1	2:C:24:TYR:CD1	2.68	0.46
2:D:88:ASN:O	2:D:90:ASN:N	2.48	0.46
2:D:97:VAL:CG1	2:D:98:ARG:N	2.78	0.46
2:B:36:GLN:O	2:B:37:GLU:C	2.52	0.46
2:D:124:ASN:HB2	2:D:143:LEU:HD12	1.96	0.46
1:G:18:G:N2	1:G:58:A:C4	2.83	0.46
1:H:22:A:H2'	1:H:23:C:O4'	2.15	0.46
2:D:201:HIS:CE1	2:D:202:HIS:CD2	3.03	0.46
2:C:266:LEU:HB2	2:D:267:PHE:HE2	1.79	0.46
1:E:58:A:O2'	1:E:60:U:H5	1.98	0.46
1:G:46(K):G:H21	1:G:46(L):C:C1'	2.28	0.46
2:B:14:LEU:HD23	2:B:100:VAL:HB	1.97	0.46
2:B:159:ASN:O	2:B:175:TRP:HA	2.16	0.46
2:C:132:LEU:CD1	2:D:132:LEU:HD13	2.42	0.46
2:B:199:PHE:HD2	2:B:203:MET:SD	2.39	0.46
2:C:35:VAL:O	2:C:36:GLN:C	2.53	0.46

Continued on next page...

Continued from previous page...

Atom-1	Atom-2	Interatomic distance (Å)	Clash overlap (Å)
2:D:108:HIS:O	2:D:110:ARG:N	2.49	0.46
2:D:119:ARG:HD2	2:D:248:VAL:HG11	1.96	0.46
1:E:22:A:C5	1:E:23:C:C5	3.03	0.46
1:F:28:U:N3	1:F:43:G:C2	2.83	0.46
2:A:138:HIS:CD2	2:A:139:PHE:N	2.83	0.46
2:C:118:TYR:CD2	2:C:247:LEU:HA	2.51	0.46
2:D:206:ASN:O	2:D:207:ILE:C	2.52	0.46
2:D:265:PRO:HB2	2:D:266:LEU:HD22	1.98	0.46
1:F:34:G:O2'	2:B:110:ARG:NH2	2.48	0.46
2:C:12:ILE:HG22	2:C:102:THR:HA	1.97	0.46
2:C:220:PRO:HG2	2:C:223:TRP:HB2	1.96	0.46
2:D:155:LEU:HD22	2:D:161:PHE:HE1	1.81	0.46
2:A:113:ALA:HB3	2:A:116:ARG:NH2	2.31	0.46
2:A:241:LYS:C	2:A:243:GLU:N	2.69	0.46
2:B:99:TRP:CE2	2:B:259:PRO:HG2	2.51	0.46
2:B:78:ARG:HG3	2:B:83:TRP:CZ2	2.50	0.46
2:D:47:ALA:O	2:D:49:GLU:HG2	2.16	0.46
1:E:45(F):A:C5	1:E:45(G):U:O2	2.68	0.46
1:F:52:G:C6	1:F:53:G:C5	3.03	0.46
2:C:43:LEU:HD22	2:C:72:PHE:CZ	2.51	0.46
2:D:119:ARG:HA	2:D:192:VAL:O	2.16	0.46
2:D:199:PHE:HD2	2:D:203:MET:SD	2.39	0.46
1:E:17:U:OP2	1:E:17:U:O4'	2.33	0.46
1:F:34:G:H3'	1:F:35:A:C5'	2.45	0.46
2:A:123:TYR:CD2	2:A:129:PRO:HB3	2.51	0.46
2:A:144:ASP:CG	2:A:147:ARG:HG3	2.36	0.46
2:A:57:GLY:O	2:A:59:THR:HG23	2.15	0.46
2:C:87:VAL:C	2:C:89:ALA:H	2.19	0.46
2:D:146:GLU:HB3	2:D:150:ARG:HH12	1.81	0.46
2:D:46:VAL:CG1	2:D:78:ARG:HD2	2.39	0.46
1:F:32:U:O2	1:F:39[A]:G:C6	2.69	0.46
2:A:149:HIS:O	2:A:153:GLN:HG2	2.17	0.45
2:A:220:PRO:HG2	2:A:223:TRP:HB2	1.98	0.45
2:B:140:TYR:O	2:B:141:GLU:C	2.54	0.45
2:B:118:TYR:CD2	2:B:247:LEU:HA	2.52	0.45
2:C:146:GLU:HB3	2:C:150:ARG:HH12	1.81	0.45
2:C:241:LYS:C	2:C:243:GLU:N	2.67	0.45
2:C:242:ALA:C	2:C:244:GLY:H	2.19	0.45
2:D:233:ARG:CD	2:D:233:ARG:C	2.83	0.45
1:E:58:A:H1'	1:E:60:U:C5	2.51	0.45
1:E:9:G:C8	1:E:11:U:H5	2.34	0.45

Continued on next page...

Continued from previous page...

Atom-1	Atom-2	Interatomic distance (Å)	Clash overlap (Å)
2:A:152:ALA:CB	2:A:211:LEU:HD11	2.46	0.45
2:A:28:ARG:O	2:A:29:GLN:OE1	2.34	0.45
2:B:144:ASP:CG	2:B:147:ARG:HG3	2.37	0.45
2:B:28:ARG:NH1	2:B:29:GLN:O	2.49	0.45
2:C:206:ASN:O	2:C:207:ILE:C	2.55	0.45
2:D:126:ARG:O	2:D:127:LEU:HD23	2.16	0.45
2:D:178:VAL:HA	2:D:196:ALA:CB	2.46	0.45
2:A:261:PRO:HB2	2:A:262:PRO:CD	2.46	0.45
2:B:151:ALA:HB1	2:B:224:ILE:HD12	1.98	0.45
2:B:83:TRP:HA	2:B:87:VAL:HG23	1.99	0.45
2:B:87:VAL:O	2:B:88:ASN:C	2.55	0.45
2:C:63:VAL:HG22	2:C:242:ALA:HB1	1.98	0.45
2:C:255:ARG:HG3	2:C:256:TYR:N	2.30	0.45
2:D:154:CYS:SG	2:D:225:ALA:HB2	2.56	0.45
1:E:23:C:C1'	2:A:238:ALA:HB1	2.46	0.45
1:F:8:U:O4	1:F:13:G:C6	2.69	0.45
1:G:63:C:H2'	1:G:64:G:C8	2.40	0.45
2:A:147:ARG:NH1	2:A:217:HIS:CD2	2.85	0.45
2:A:36:GLN:O	2:A:37:GLU:C	2.54	0.45
2:B:40:GLU:O	2:B:41:LYS:C	2.53	0.45
2:B:97:VAL:CG1	2:B:98:ARG:N	2.79	0.45
2:C:148:MET:CE	2:C:211:LEU:O	2.64	0.45
2:D:40:GLU:O	2:D:41:LYS:C	2.55	0.45
2:D:94:ASP:OD1	2:D:95:ILE:HG13	2.17	0.45
1:G:60:U:C4'	1:G:61:C:OP2	2.64	0.45
2:A:124:ASN:ND2	2:A:185:ARG:HH22	2.14	0.45
2:A:55:CYS:SG	2:A:57:GLY:C	2.95	0.45
2:A:12:ILE:HD11	2:A:72:PHE:CE2	2.51	0.45
2:B:18:TYR:HB3	2:B:95:ILE:HG23	1.99	0.45
2:B:63:VAL:HG22	2:B:242:ALA:HB1	1.98	0.45
2:D:181:ILE:HD12	2:D:194:ILE:CD1	2.47	0.45
2:D:12:ILE:HD11	2:D:72:PHE:CE2	2.52	0.45
1:E:34:G:O2'	1:E:35:A:C5'	2.65	0.45
1:H:46(J):G:C8	1:H:46(J):G:C3'	2.99	0.45
2:A:130:ALA:O	2:A:133:SER:HB2	2.16	0.45
2:A:266:LEU:HB2	2:B:267:PHE:CE2	2.52	0.45
2:A:28:ARG:NH1	2:A:28:ARG:HG3	2.32	0.45
2:A:60:ASP:N	2:A:60:ASP:OD1	2.50	0.45
2:B:171:SER:HB2	2:B:172:ARG:NH2	2.31	0.45
2:B:170:GLN:NE2	2:B:171:SER:N	2.65	0.45
2:B:202:HIS:O	2:B:203:MET:C	2.55	0.45

Continued on next page...

Continued from previous page...

Atom-1	Atom-2	Interatomic distance (Å)	Clash overlap (Å)
2:B:210:SER:O	2:B:213:GLU:N	2.49	0.45
2:B:24:TYR:N	2:B:24:TYR:CD2	2.83	0.45
2:B:253:PRO:HD2	2:B:256:TYR:CD2	2.51	0.45
2:C:40:GLU:O	2:C:41:LYS:C	2.54	0.45
2:D:149:HIS:HD1	2:D:149:HIS:C	2.19	0.45
2:A:104:PRO:HB2	2:A:106:ASP:OD1	2.16	0.45
2:A:242:ALA:C	2:A:244:GLY:H	2.16	0.45
2:A:84:THR:HG22	2:B:127:LEU:HD11	1.99	0.45
2:B:223:TRP:CZ2	2:B:227:LEU:HD11	2.51	0.45
2:C:202:HIS:HB3	2:C:206:ASN:ND2	2.32	0.45
2:C:32:VAL:HG22	2:C:33:ARG:N	2.31	0.45
2:D:20:GLY:O	2:D:21:SER:C	2.52	0.45
2:D:25:GLY:H	2:D:61:ALA:HA	1.82	0.45
1:E:17:U:O2'	1:E:18:G:C5'	2.65	0.45
1:E:18:G:H22	1:E:57:A:H2'	1.81	0.45
1:F:40[A]:G:OP1	2:B:201:HIS:NE2	2.49	0.45
2:A:39:LEU:HG	2:A:43:LEU:HD12	1.97	0.45
2:C:48:ASN:O	2:C:49:GLU:HB3	2.16	0.45
2:D:55:CYS:SG	2:D:57:GLY:N	2.71	0.45
1:E:56:C:N4	1:E:57:A:N6	2.64	0.45
1:G:36:G:O2'	1:G:37:G:P	2.75	0.45
2:A:24:TYR:CG	2:A:32:VAL:HG11	2.51	0.45
2:B:108:HIS:CE1	2:B:110:ARG:HB3	2.51	0.45
2:D:28:ARG:HH21	2:D:30:ASN:HA	1.82	0.45
1:E:22:A:C8	1:E:23:C:C5	3.04	0.45
1:E:58:A:O2'	1:E:59:G:P	2.75	0.45
1:E:4:G:H2'	1:E:5:A:H8	1.82	0.45
1:G:24:A:H2'	1:G:25:C:C6	2.52	0.45
2:A:138:HIS:HD2	2:A:139:PHE:H	1.64	0.45
2:A:49:GLU:O	2:A:50:PRO:C	2.55	0.45
2:B:125:HIS:CD2	2:B:127:LEU:H	2.35	0.45
2:B:163:SER:OG	2:B:231:LYS:N	2.50	0.45
2:C:108:HIS:HE1	2:C:110:ARG:HB3	1.82	0.45
2:C:150:ARG:O	2:C:153:GLN:HB2	2.17	0.45
1:G:17:U:C6	1:G:17:U:H3'	2.52	0.45
2:A:210:SER:O	2:A:213:GLU:N	2.50	0.44
2:A:265:PRO:HB2	2:A:266:LEU:HD22	1.99	0.44
2:A:37:GLU:O	2:A:41:LYS:HB2	2.17	0.44
2:A:64:HIS:N	2:A:64:HIS:CD2	2.85	0.44
2:C:210:SER:OG	2:C:236:ALA:HB1	2.17	0.44
2:C:29:GLN:HG2	2:C:32:VAL:CG1	2.44	0.44

Continued on next page...

Continued from previous page...

Atom-1	Atom-2	Interatomic distance (Å)	Clash overlap (Å)
2:C:87:VAL:HG12	2:C:91:LEU:HD11	1.98	0.44
1:G:18:G:N3	1:G:58:A:C2	2.85	0.44
1:H:28:U:O2'	1:H:29:A:H5'	2.17	0.44
1:H:58:A:H1'	1:H:60:U:H5	1.80	0.44
2:B:26:TRP:CZ3	2:B:35:VAL:HG11	2.52	0.44
2:D:203:MET:O	2:D:204:VAL:C	2.55	0.44
2:D:56:ALA:HB2	2:D:109:ALA:HB1	1.99	0.44
1:E:12:G:C2	1:E:13:G:H1'	2.52	0.44
1:H:45(C):C:N4	1:H:46(J):G:H1	2.15	0.44
2:A:169:CYS:SG	2:A:170:GLN:N	2.90	0.44
2:A:180:HIS:ND1	2:A:195:LYS:HB3	2.32	0.44
2:A:47:ALA:O	2:A:49:GLU:HG2	2.18	0.44
2:B:39:LEU:HG	2:B:43:LEU:HD12	1.98	0.44
2:C:178:VAL:HA	2:C:196:ALA:CB	2.46	0.44
2:C:90:ASN:N	2:C:90:ASN:OD1	2.50	0.44
2:B:196:ALA:O	2:B:197:ASN:C	2.56	0.44
2:D:163:SER:OG	2:D:231:LYS:CA	2.65	0.44
1:G:58:A:HO2'	1:G:59:G:P	2.38	0.44
1:G:8:U:H4'	1:G:48:U:O2'	2.18	0.44
2:A:54:PHE:HD1	2:A:71:HIS:NE2	2.15	0.44
2:C:111:PHE:O	2:C:113:ALA:N	2.51	0.44
2:C:159:ASN:O	2:C:175:TRP:HA	2.17	0.44
1:E:43:G:C2	1:E:44:U:H1'	2.53	0.44
1:G:39:G:C2'	1:G:40:G:H5''	2.45	0.44
2:A:147:ARG:HH11	2:A:217:HIS:CG	2.36	0.44
1:G:37:G:OP1	2:A:198:ALA:HB2	2.18	0.44
2:A:206:ASN:O	2:A:207:ILE:C	2.56	0.44
2:A:147:ARG:NH1	2:A:217:HIS:CG	2.86	0.44
2:A:267:PHE:O	2:A:268:LEU:C	2.56	0.44
2:C:267:PHE:CD2	2:D:268:LEU:HG	2.53	0.44
2:B:124:ASN:HB2	2:B:143:LEU:HD12	1.99	0.44
2:B:223:TRP:CE2	2:B:227:LEU:HD11	2.52	0.44
2:C:207:ILE:CG2	2:C:211:LEU:HD12	2.38	0.44
2:D:163:SER:OG	2:D:231:LYS:N	2.51	0.44
2:D:81:ALA:HA	2:D:84:THR:HG1	1.79	0.44
2:D:81:ALA:C	2:D:83:TRP:N	2.71	0.44
2:A:24:TYR:N	2:A:24:TYR:CD2	2.86	0.44
2:D:210:SER:O	2:D:213:GLU:N	2.49	0.44
2:D:220:PRO:HG2	2:D:223:TRP:HB2	2.00	0.44
2:D:39:LEU:O	2:D:43:LEU:HB2	2.18	0.44
1:F:69:C:H3'	1:F:70:G:C5'	2.48	0.44

Continued on next page...

Continued from previous page...

Atom-1	Atom-2	Interatomic distance (Å)	Clash overlap (Å)
1:G:20:U:O2	1:G:20:U:C2'	2.65	0.44
1:G:18:G:C2	1:G:58:A:C5	3.05	0.44
2:A:28:ARG:HA	2:A:34:SER:OG	2.18	0.44
2:A:78:ARG:N	2:A:78:ARG:NH1	2.66	0.44
2:B:163:SER:OG	2:B:231:LYS:HA	2.17	0.44
2:B:205:ARG:NE	2:B:240:ALA:O	2.51	0.44
2:B:88:ASN:OD1	2:B:97:VAL:HG23	2.17	0.44
2:C:210:SER:O	2:C:213:GLU:N	2.50	0.44
1:E:36:G:H2'	1:E:37:G:C4	2.53	0.44
1:E:7:G:C6	1:E:49:A:N7	2.86	0.44
2:A:163:SER:OG	2:A:231:LYS:HA	2.18	0.43
2:B:132:LEU:HD23	2:B:136:VAL:HG13	1.99	0.43
2:B:49:GLU:O	2:B:50:PRO:C	2.56	0.43
2:C:88:ASN:ND2	2:C:97:VAL:H	2.15	0.43
2:D:144:ASP:CG	2:D:147:ARG:HG3	2.39	0.43
2:D:14:LEU:CD2	2:D:100:VAL:HB	2.48	0.43
1:E:67:C:H2'	1:E:68:U:C6	2.52	0.43
2:A:151:ALA:C	2:A:224:ILE:HD12	2.38	0.43
2:A:78:ARG:NH1	2:A:78:ARG:HG2	2.33	0.43
2:B:158:GLU:OE2	2:B:177:ASN:HB2	2.18	0.43
2:B:267:PHE:O	2:B:268:LEU:C	2.56	0.43
2:C:223:TRP:CH2	2:C:227:LEU:HD11	2.53	0.43
2:C:80:ASP:C	2:C:82:ALA:H	2.19	0.43
2:D:140:TYR:HB2	2:D:141:GLU:H	1.69	0.43
1:G:8:U:C4'	1:G:48:U:O2'	2.66	0.43
2:D:11:LYS:HZ2	2:D:105:ASP:HA	1.82	0.43
2:D:108:HIS:HB3	2:D:111:PHE:HB2	2.00	0.43
2:D:48:ASN:O	2:D:49:GLU:HB3	2.18	0.43
1:F:3:C:C2'	1:F:4:G:H5''	2.47	0.43
2:A:233:ARG:HG2	2:A:233:ARG:NH1	2.32	0.43
2:C:168:GLN:O	2:C:169:CYS:HB3	2.17	0.43
2:C:249:ALA:HB2	2:C:263:MET:HE2	1.99	0.43
2:C:41:LYS:HZ1	2:C:45:GLN:HG3	1.81	0.43
2:C:87:VAL:C	2:C:89:ALA:N	2.72	0.43
2:D:104:PRO:HB2	2:D:106:ASP:OD1	2.18	0.43
1:E:33:U:C4'	1:E:34:G:P	3.07	0.43
1:F:58:A:H4'	1:F:59:G:OP1	2.18	0.43
1:G:32:U:H2'	1:G:33:U:H4'	2.00	0.43
2:A:163:SER:OG	2:A:231:LYS:N	2.51	0.43
2:B:175:TRP:O	2:B:176:ARG:HG2	2.18	0.43
2:C:241:LYS:O	2:C:243:GLU:N	2.52	0.43

Continued on next page...

Continued from previous page...

Atom-1	Atom-2	Interatomic distance (Å)	Clash overlap (Å)
2:C:107:PHE:HB2	2:C:256:TYR:CE1	2.53	0.43
2:D:49:GLU:O	2:D:50:PRO:C	2.56	0.43
2:A:124:ASN:HD22	2:A:185:ARG:HH22	1.67	0.43
2:B:141:GLU:HA	2:B:142:PRO:HD3	1.77	0.43
2:C:124:ASN:HD21	2:C:143:LEU:H	1.66	0.43
2:C:63:VAL:HG13	2:C:245:LEU:HB3	2.00	0.43
2:D:242:ALA:C	2:D:244:GLY:H	2.21	0.43
1:F:23:C:N4	1:F:24:A:N6	2.67	0.43
2:A:178:VAL:HA	2:A:196:ALA:CB	2.48	0.43
2:A:40:GLU:OE1	2:A:52:THR:HG23	2.18	0.43
2:C:151:ALA:HB1	2:C:224:ILE:HD12	2.00	0.43
2:C:265:PRO:HB2	2:C:266:LEU:HD22	2.01	0.43
2:D:140:TYR:O	2:D:141:GLU:C	2.57	0.43
1:H:7:G:H8	1:H:7:G:OP2	2.02	0.43
2:A:110:ARG:CZ	2:A:111:PHE:HE1	2.32	0.43
2:B:180:HIS:ND1	2:B:195:LYS:HB3	2.33	0.43
2:C:49:GLU:O	2:C:50:PRO:C	2.56	0.43
2:D:78:ARG:HB3	2:D:82:ALA:HB3	2.00	0.43
2:C:99:TRP:CD2	2:C:259:PRO:HG2	2.53	0.43
2:D:223:TRP:CH2	2:D:227:LEU:HD11	2.54	0.43
2:D:99:TRP:CD2	2:D:259:PRO:CG	3.01	0.43
2:C:267:PHE:HE2	2:D:266:LEU:HB2	1.84	0.43
1:F:30:C:H2'	1:F:31:C:O4'	2.19	0.43
1:F:7:G:H2'	1:F:49:A:H8	1.84	0.43
2:C:54:PHE:HD1	2:C:71:HIS:NE2	2.16	0.43
2:D:117:ARG:HG3	2:D:194:ILE:O	2.18	0.43
2:D:239:THR:CG2	2:D:240:ALA:H	2.13	0.43
1:E:13:G:C2	1:E:14:A:C8	3.06	0.43
2:A:11:LYS:NZ	2:A:105:ASP:HA	2.34	0.42
2:B:14:LEU:CD2	2:B:100:VAL:HB	2.49	0.42
2:C:205:ARG:NE	2:C:240:ALA:O	2.50	0.42
2:D:29:GLN:OE1	2:D:29:GLN:HA	2.19	0.42
1:G:35:A:H4'	1:G:36:G:H3'	2.00	0.42
2:A:140:TYR:O	2:A:141:GLU:C	2.57	0.42
2:A:148:MET:CE	2:A:211:LEU:O	2.66	0.42
2:C:196:ALA:O	2:C:197:ASN:C	2.58	0.42
2:D:81:ALA:O	2:D:83:TRP:N	2.52	0.42
1:E:45(H):A:H2'	1:E:46(I):G:N9	2.34	0.42
1:E:58:A:H1'	1:E:60:U:H5	1.84	0.42
1:G:16:U:C4	2:D:85:LEU:HD23	2.53	0.42
1:H:58:A:OP2	1:H:58:A:O4'	2.36	0.42

Continued on next page...

Continued from previous page...

Atom-1	Atom-2	Interatomic distance (Å)	Clash overlap (Å)
2:A:223:TRP:CH2	2:A:227:LEU:HD11	2.54	0.42
2:B:223:TRP:CH2	2:B:227:LEU:HD11	2.54	0.42
2:C:267:PHE:O	2:C:268:LEU:C	2.57	0.42
2:C:51:ILE:CG2	2:C:52:THR:N	2.82	0.42
2:D:124:ASN:ND2	2:D:185:ARG:HH22	2.16	0.42
2:D:35:VAL:O	2:D:36:GLN:C	2.58	0.42
1:F:33:U:H3'	1:F:33:U:C6	2.54	0.42
1:F:6:G:C2	1:F:7:G:C8	3.07	0.42
2:A:108:HIS:CE1	2:A:110:ARG:HB3	2.54	0.42
2:B:220:PRO:HG2	2:B:223:TRP:HB2	2.00	0.42
2:B:213:GLU:HG3	2:B:237:ALA:HB2	2.00	0.42
2:B:37:GLU:O	2:B:41:LYS:HB2	2.19	0.42
2:C:158:GLU:HG2	2:C:177:ASN:HB2	2.01	0.42
2:A:23:TYR:CZ	2:A:95:ILE:HD11	2.54	0.42
2:A:16:ILE:HG13	2:A:39:LEU:CD2	2.49	0.42
2:C:120:TYR:CE1	2:C:208:VAL:HG11	2.55	0.42
2:C:140:TYR:O	2:C:141:GLU:C	2.57	0.42
2:C:187:GLY:C	2:C:189:TYR:H	2.22	0.42
2:C:27:GLN:O	2:C:28:ARG:O	2.38	0.42
2:C:37:GLU:O	2:C:41:LYS:HB2	2.20	0.42
2:D:113:ALA:HA	2:D:251:ASP:O	2.19	0.42
1:F:39[A]:G:OP2	2:B:168:GLN:NE2	2.51	0.42
2:A:116:ARG:NH1	2:A:116:ARG:HG3	2.35	0.42
2:A:163:SER:O	2:A:233:ARG:HA	2.20	0.42
2:A:79:LYS:O	2:A:80:ASP:HB2	2.18	0.42
2:B:13:ALA:O	2:B:100:VAL:HA	2.20	0.42
1:G:39:G:N1	1:G:40:G:C5	2.88	0.42
1:G:58:A:O2'	1:G:59:G:H3'	2.20	0.42
2:A:151:ALA:HB1	2:A:224:ILE:HD12	2.00	0.42
2:A:24:TYR:HD2	2:A:24:TYR:N	2.16	0.42
2:A:82:ALA:O	2:A:86:GLY:HA3	2.19	0.42
2:C:169:CYS:SG	2:C:172:ARG:O	2.77	0.42
2:C:39:LEU:HG	2:C:43:LEU:HD12	2.00	0.42
2:D:222:SER:O	2:D:226:GLU:HG3	2.20	0.42
2:D:49:GLU:O	2:D:51:ILE:HG12	2.19	0.42
1:E:22:A:N7	1:E:23:C:C4	2.87	0.42
1:F:7:G:H5'	1:F:8:U:OP2	2.20	0.42
1:G:12:G:N2	1:G:24:A:C4	2.88	0.42
2:A:120:TYR:CE1	2:A:208:VAL:HG11	2.54	0.42
2:C:230:ALA:O	2:C:231:LYS:C	2.58	0.42
2:D:147:ARG:HH11	2:D:217:HIS:CD2	2.37	0.42

Continued on next page...

Continued from previous page...

Atom-1	Atom-2	Interatomic distance (Å)	Clash overlap (Å)
1:F:20(A):A:H2'	1:F:21:G:H5''	2.02	0.42
1:G:56:C:C4	1:G:57:A:N7	2.87	0.42
2:A:165:ARG:CZ	2:A:174:PRO:HB3	2.50	0.42
2:A:222:SER:O	2:A:223:TRP:C	2.58	0.42
2:B:155:LEU:HD22	2:B:161:PHE:HE1	1.84	0.42
1:F:41:U:H5''	2:B:61:ALA:HB2	2.01	0.42
2:C:132:LEU:HD23	2:C:136:VAL:HG13	2.02	0.42
2:C:141:GLU:HA	2:C:142:PRO:HD3	1.83	0.42
2:C:44:SER:O	2:C:46:VAL:N	2.53	0.42
2:C:92:PRO:O	2:C:94:ASP:N	2.53	0.42
2:D:267:PHE:O	2:D:268:LEU:C	2.58	0.42
2:D:86:GLY:O	2:D:87:VAL:C	2.57	0.42
2:D:99:TRP:CE2	2:D:259:PRO:HG2	2.55	0.42
1:E:53:G:C2	1:E:62:C:C2	3.08	0.42
1:F:10:G:OP2	1:F:11:U:P	2.77	0.42
1:H:23:C:O2'	2:D:238:ALA:HB1	2.20	0.42
2:A:154:CYS:SG	2:A:225:ALA:HB2	2.60	0.42
2:A:258:LEU:HD23	2:A:259:PRO:HD2	2.02	0.42
2:A:23:TYR:CE2	2:A:95:ILE:HD11	2.55	0.42
2:B:170:GLN:NE2	2:B:171:SER:CB	2.83	0.42
2:C:103:VAL:HA	2:C:104:PRO:HD3	1.86	0.42
2:C:28:ARG:CG	2:C:29:GLN:N	2.71	0.42
2:D:187:GLY:C	2:D:189:TYR:H	2.23	0.42
1:E:38:U:H2'	1:E:39:G:H8	1.85	0.42
1:F:28:U:C2	1:F:43:G:N2	2.88	0.42
1:H:68:U:H2'	1:H:69:C:C6	2.55	0.42
1:H:8:U:O2	1:H:8:U:H2'	2.19	0.42
2:A:222:SER:O	2:A:226:GLU:HG3	2.20	0.41
2:A:119:ARG:NH1	2:A:264:GLY:O	2.52	0.41
2:B:115:ALA:O	2:B:251:ASP:N	2.51	0.41
2:C:154:CYS:SG	2:C:225:ALA:HB2	2.60	0.41
2:D:255:ARG:HG3	2:D:256:TYR:N	2.35	0.41
2:A:148:MET:HE2	2:A:211:LEU:HD22	2.02	0.41
2:C:51:ILE:HG22	2:C:52:THR:N	2.35	0.41
1:E:7:G:N1	1:E:49:A:C5	2.88	0.41
1:E:60:U:H5''	1:E:61:C:OP2	2.21	0.41
1:F:67:C:O2'	1:F:68:U:OP1	2.34	0.41
1:G:39:G:C3'	1:G:40:G:H5''	2.50	0.41
2:A:224:ILE:HG22	2:A:225:ALA:N	2.36	0.41
2:A:28:ARG:NE	2:A:29:GLN:O	2.49	0.41
2:A:10:TYR:N	2:A:74:THR:O	2.50	0.41

Continued on next page...

Continued from previous page...

Atom-1	Atom-2	Interatomic distance (Å)	Clash overlap (Å)
2:B:143:LEU:HA	2:B:215:GLY:O	2.19	0.41
2:B:205:ARG:CZ	2:B:240:ALA:O	2.69	0.41
2:B:41:LYS:O	2:B:45:GLN:HG2	2.20	0.41
2:C:163:SER:OG	2:C:231:LYS:CA	2.69	0.41
2:C:169:CYS:SG	2:C:170:GLN:N	2.93	0.41
2:C:223:TRP:CZ2	2:C:227:LEU:HD11	2.55	0.41
2:C:7:PRO:HA	2:C:8:PRO:HD2	1.96	0.41
2:D:41:LYS:NZ	2:D:45:GLN:HE21	2.17	0.41
2:A:119:ARG:HA	2:A:192:VAL:O	2.20	0.41
2:A:141:GLU:HA	2:A:142:PRO:HD3	1.92	0.41
2:A:223:TRP:CZ2	2:A:227:LEU:HD11	2.55	0.41
2:C:104:PRO:HB2	2:C:106:ASP:OD1	2.21	0.41
2:C:180:HIS:ND1	2:C:195:LYS:HB3	2.36	0.41
2:C:47:ALA:O	2:C:48:ASN:C	2.58	0.41
2:D:37:GLU:O	2:D:41:LYS:HB2	2.20	0.41
1:E:9:G:O6	1:E:12:G:O6	2.37	0.41
1:E:25:C:H5'	2:A:167:VAL:HG21	2.02	0.41
1:H:21:G:H5''	1:H:22:A:H5'	2.01	0.41
2:A:253:PRO:HD2	2:A:256:TYR:CD2	2.55	0.41
2:A:77:LEU:C	2:A:78:ARG:HH11	2.21	0.41
2:B:178:VAL:HA	2:B:196:ALA:CB	2.49	0.41
2:C:127:LEU:C	2:C:138:HIS:CE1	2.93	0.41
2:D:147:ARG:HH11	2:D:217:HIS:CG	2.38	0.41
1:E:69:C:HO2'	1:E:70:G:P	2.43	0.41
1:F:6:G:H2'	1:F:7:G:OP1	2.20	0.41
1:G:66:C:C2	1:G:67:C:C5	3.08	0.41
2:B:200:VAL:O	2:B:203:MET:HB2	2.20	0.41
2:B:265:PRO:HB2	2:B:266:LEU:HD22	2.02	0.41
2:B:35:VAL:O	2:B:36:GLN:C	2.57	0.41
2:C:23:TYR:CZ	2:C:95:ILE:HD11	2.56	0.41
2:C:16:ILE:HG13	2:C:39:LEU:CD2	2.50	0.41
1:G:17:U:C5'	1:G:18:G:H5'	2.50	0.41
2:A:130:ALA:HB3	2:B:17:GLU:HG2	2.03	0.41
2:B:234:THR:O	2:B:235:LEU:HB2	2.19	0.41
2:C:151:ALA:C	2:C:224:ILE:HD12	2.41	0.41
2:C:227:LEU:O	2:C:230:ALA:HB3	2.20	0.41
2:C:26:TRP:HZ2	2:C:70:VAL:HG11	1.83	0.41
2:C:57:GLY:O	2:C:59:THR:N	2.53	0.41
2:D:141:GLU:HA	2:D:142:PRO:HD3	1.84	0.41
2:D:152:ALA:HB2	2:D:211:LEU:HD11	2.03	0.41
2:D:222:SER:O	2:D:223:TRP:C	2.59	0.41

Continued on next page...

Continued from previous page...

Atom-1	Atom-2	Interatomic distance (Å)	Clash overlap (Å)
1:F:12:G:H3'	1:F:13:G:C8	2.55	0.41
1:F:40[A]:G:P	2:B:201:HIS:NE2	2.93	0.41
2:A:110:ARG:NH1	2:A:111:PHE:HE1	2.18	0.41
2:A:160:ASP:O	2:A:162:THR:N	2.54	0.41
2:A:241:LYS:C	2:A:243:GLU:H	2.23	0.41
2:A:31:GLU:HG3	2:A:32:VAL:HG22	2.02	0.41
2:A:81:ALA:HA	2:A:84:THR:OG1	2.21	0.41
2:B:165:ARG:NH2	2:B:169:CYS:SG	2.93	0.41
2:C:44:SER:C	2:C:46:VAL:N	2.74	0.41
2:D:132:LEU:HD23	2:D:136:VAL:HG13	2.01	0.41
2:D:227:LEU:O	2:D:230:ALA:HB3	2.21	0.41
2:C:56:ALA:HA	2:C:110:ARG:HA	2.03	0.41
1:E:63:C:H2'	1:E:64:G:O4'	2.21	0.41
1:F:39[B]:G:HO2'	2:B:201:HIS:CE1	2.34	0.41
1:F:44:U:H4'	1:F:44:U:OP1	2.21	0.41
1:F:53:G:H1	1:F:61:C:H42	1.68	0.41
1:G:39:G:H3'	1:G:40:G:H5''	2.03	0.41
2:A:19:ASP:C	2:A:21:SER:H	2.24	0.41
2:B:165:ARG:CZ	2:B:174:PRO:HB3	2.51	0.41
2:B:23:TYR:HE2	2:B:94:ASP:CG	2.24	0.41
2:B:87:VAL:HG12	2:B:91:LEU:CD1	2.51	0.41
2:C:219:GLN:OE1	2:C:219:GLN:HA	2.20	0.41
2:C:46:VAL:CG1	2:C:78:ARG:HD2	2.35	0.41
2:D:163:SER:OG	2:D:231:LYS:HA	2.21	0.41
2:D:205:ARG:CB	2:D:240:ALA:HB3	2.47	0.41
1:E:43:G:O2'	1:E:44:U:H5'	2.20	0.41
1:E:46(J):G:H2'	1:E:46(K):G:H8	1.86	0.41
1:F:68:U:O2	1:F:69:C:H1'	2.21	0.41
1:G:12:G:C5	1:G:13:G:C4	3.09	0.41
2:A:35:VAL:O	2:A:36:GLN:C	2.57	0.41
2:B:171:SER:O	2:B:172:ARG:C	2.59	0.41
2:B:200:VAL:HG22	2:B:203:MET:HB2	2.03	0.41
2:B:237:ALA:O	2:B:238:ALA:O	2.39	0.41
2:D:40:GLU:OE1	2:D:52:THR:HG23	2.20	0.41
1:E:20:U:N3	1:E:57:A:H1'	2.27	0.41
1:F:39[B]:G:H21	2:B:202:HIS:HD2	1.64	0.41
1:F:62:C:O2'	1:F:63:C:H5'	2.20	0.41
1:G:20(A):A:N6	1:G:21:G:O6	2.54	0.41
1:G:22:A:C8	1:G:23:C:C5	3.09	0.41
1:G:36:G:N2	2:A:158:GLU:OE2	2.53	0.41
2:A:17:GLU:HG2	2:B:130:ALA:HB3	2.03	0.40

Continued on next page...

Continued from previous page...

Atom-1	Atom-2	Interatomic distance (Å)	Clash overlap (Å)
2:B:12:ILE:CG2	2:B:102:THR:HG22	2.49	0.40
2:B:12:ILE:HG22	2:B:102:THR:HA	2.04	0.40
2:C:23:TYR:CE2	2:C:95:ILE:HD11	2.56	0.40
2:C:118:TYR:CD2	2:C:245:LEU:HD11	2.56	0.40
1:E:31:C:H2'	1:E:32:U:O4'	2.20	0.40
1:F:8:U:C4	1:F:13:G:C6	3.09	0.40
1:G:59:G:C2'	1:G:60:U:H5'	2.51	0.40
2:A:230:ALA:O	2:A:231:LYS:C	2.59	0.40
2:A:38:LYS:O	2:A:39:LEU:C	2.60	0.40
2:A:87:VAL:O	2:A:88:ASN:C	2.57	0.40
2:B:167:VAL:O	2:B:169:CYS:SG	2.64	0.40
2:B:147:ARG:NH1	2:B:217:HIS:HA	2.36	0.40
2:C:246:TYR:CE2	2:C:265:PRO:HG3	2.55	0.40
2:D:83:TRP:O	2:D:87:VAL:CG2	2.69	0.40
2:D:18:TYR:HB3	2:D:95:ILE:HG23	2.03	0.40
1:E:66:C:N4	1:E:67:C:C4	2.89	0.40
2:A:187:GLY:C	2:A:189:TYR:H	2.24	0.40
2:A:27:GLN:O	2:A:28:ARG:O	2.40	0.40
2:A:54:PHE:HD1	2:A:71:HIS:CE1	2.39	0.40
2:B:227:LEU:O	2:B:230:ALA:HB3	2.22	0.40
2:C:207:ILE:O	2:C:208:VAL:C	2.57	0.40
2:C:42:ALA:HB1	2:C:90:ASN:HB2	2.04	0.40
2:D:180:HIS:ND1	2:D:195:LYS:HB3	2.36	0.40
2:D:223:TRP:CE2	2:D:227:LEU:HD21	2.56	0.40
1:G:56:C:N4	1:G:57:A:C5	2.89	0.40
2:A:92:PRO:O	2:A:94:ASP:N	2.54	0.40
2:B:64:HIS:N	2:B:64:HIS:CD2	2.88	0.40
2:C:169:CYS:O	2:C:170:GLN:CB	2.70	0.40
2:C:49:GLU:O	2:C:51:ILE:HG12	2.22	0.40
2:D:88:ASN:HA	2:D:91:LEU:HB2	2.04	0.40
1:F:56:C:C2'	1:F:57:A:H5'	2.52	0.40
1:G:33:U:H5'	1:G:34:G:OP1	2.21	0.40
2:A:160:ASP:C	2:A:162:THR:H	2.24	0.40
2:A:24:TYR:CE2	2:A:32:VAL:HG11	2.56	0.40
2:C:19:ASP:C	2:C:21:SER:H	2.25	0.40
2:D:223:TRP:CZ2	2:D:227:LEU:HD11	2.55	0.40
2:D:223:TRP:CE2	2:D:227:LEU:HD11	2.57	0.40
2:D:44:SER:O	2:D:48:ASN:N	2.54	0.40
2:D:91:LEU:HB3	2:D:95:ILE:O	2.21	0.40
1:E:34:G:O2'	1:E:35:A:H5'	2.22	0.40
1:F:68:U:C3'	1:F:69:C:C5'	2.99	0.40

There are no symmetry-related clashes.

5.3 Torsion angles [i](#)

5.3.1 Protein backbone [i](#)

In the following table, the Percentiles column shows the percent Ramachandran outliers of the chain as a percentile score with respect to all X-ray entries followed by that with respect to entries of similar resolution.

The Analysed column shows the number of residues for which the backbone conformation was analysed, and the total number of residues.

Mol	Chain	Analysed	Favoured	Allowed	Outliers	Percentiles	
2	A	262/270 (97%)	195 (74%)	46 (18%)	21 (8%)	1	17
2	B	262/270 (97%)	192 (73%)	50 (19%)	20 (8%)	1	19
2	C	262/270 (97%)	193 (74%)	44 (17%)	25 (10%)	1	14
2	D	262/270 (97%)	196 (75%)	45 (17%)	21 (8%)	1	17
All	All	1048/1080 (97%)	776 (74%)	185 (18%)	87 (8%)	1	16

All (87) Ramachandran outliers are listed below:

Mol	Chain	Res	Type
2	A	58	ARG
2	A	80	ASP
2	A	109	ALA
2	A	167	VAL
2	A	243	GLU
2	B	79	LYS
2	B	167	VAL
2	B	173	THR
2	B	235	LEU
2	B	243	GLU
2	C	28	ARG
2	C	58	ARG
2	C	79	LYS
2	C	167	VAL
2	C	243	GLU
2	D	203	MET
2	D	235	LEU
2	D	239	THR
2	D	243	GLU
2	A	28	ARG

Continued on next page...

Continued from previous page...

Mol	Chain	Res	Type
2	A	30	ASN
2	A	50	PRO
2	A	84	THR
2	A	170	GLN
2	B	80	ASP
2	B	238	ALA
2	C	80	ASP
2	C	93	GLY
2	C	140	TYR
2	C	234	THR
2	D	49	GLU
2	D	109	ALA
2	A	45	GLN
2	A	161	PHE
2	A	235	LEU
2	A	257	ASP
2	B	50	PRO
2	B	93	GLY
2	B	109	ALA
2	B	161	PHE
2	B	172	ARG
2	B	257	ASP
2	C	45	GLN
2	C	50	PRO
2	C	109	ALA
2	C	161	PHE
2	C	168	GLN
2	C	169	CYS
2	C	257	ASP
2	D	50	PRO
2	D	79	LYS
2	D	80	ASP
2	D	140	TYR
2	D	161	PHE
2	D	257	ASP
2	A	93	GLY
2	A	169	CYS
2	B	169	CYS
2	B	209	GLY
2	C	49	GLU
2	D	82	ALA
2	D	238	ALA

Continued on next page...

Continued from previous page...

Mol	Chain	Res	Type
2	A	140	TYR
2	A	209	GLY
2	B	203	MET
2	B	244	GLY
2	C	112	SER
2	C	209	GLY
2	C	244	GLY
2	D	89	ALA
2	D	204	VAL
2	A	244	GLY
2	B	87	VAL
2	C	239	THR
2	D	209	GLY
2	D	244	GLY
2	C	207	ILE
2	A	224	ILE
2	C	32	VAL
2	C	57	GLY
2	D	57	GLY
2	D	93	GLY
2	D	224	ILE
2	A	57	GLY
2	B	57	GLY
2	B	207	ILE
2	C	224	ILE

5.3.2 Protein sidechains ⓘ

In the following table, the Percentiles column shows the percent sidechain outliers of the chain as a percentile score with respect to all X-ray entries followed by that with respect to entries of similar resolution.

The Analysed column shows the number of residues for which the sidechain conformation was analysed, and the total number of residues.

Mol	Chain	Analysed	Rotameric	Outliers	Percentiles	
2	A	210/223 (94%)	189 (90%)	21 (10%)	9	39
2	B	213/223 (96%)	192 (90%)	21 (10%)	9	39
2	C	207/223 (93%)	193 (93%)	14 (7%)	18	55
2	D	211/223 (95%)	195 (92%)	16 (8%)	15	52
All	All	841/892 (94%)	769 (91%)	72 (9%)	12	46

All (72) residues with a non-rotameric sidechain are listed below:

Mol	Chain	Res	Type
2	A	12	ILE
2	A	28	ARG
2	A	30	ASN
2	A	41	LYS
2	A	50	PRO
2	A	60	ASP
2	A	64	HIS
2	A	78	ARG
2	A	84	THR
2	A	106	ASP
2	A	110	ARG
2	A	129	PRO
2	A	140	TYR
2	A	168	GLN
2	A	172	ARG
2	A	173	THR
2	A	211	LEU
2	A	233	ARG
2	A	234	THR
2	A	235	LEU
2	A	248	VAL
2	B	12	ILE
2	B	27	GLN
2	B	28	ARG
2	B	29	GLN
2	B	31	GLU
2	B	32	VAL
2	B	34	SER
2	B	41	LYS
2	B	50	PRO
2	B	64	HIS
2	B	78	ARG
2	B	106	ASP
2	B	129	PRO
2	B	140	TYR
2	B	170	GLN
2	B	172	ARG
2	B	204	VAL
2	B	211	LEU
2	B	233	ARG
2	B	234	THR
2	B	248	VAL

Continued on next page...

Continued from previous page...

Mol	Chain	Res	Type
2	C	12	ILE
2	C	41	LYS
2	C	45	GLN
2	C	50	PRO
2	C	64	HIS
2	C	78	ARG
2	C	80	ASP
2	C	106	ASP
2	C	110	ARG
2	C	140	TYR
2	C	173	THR
2	C	211	LEU
2	C	233	ARG
2	C	248	VAL
2	D	12	ILE
2	D	28	ARG
2	D	29	GLN
2	D	32	VAL
2	D	41	LYS
2	D	50	PRO
2	D	64	HIS
2	D	78	ARG
2	D	80	ASP
2	D	106	ASP
2	D	167	VAL
2	D	173	THR
2	D	211	LEU
2	D	233	ARG
2	D	234	THR
2	D	248	VAL

Some sidechains can be flipped to improve hydrogen bonding and reduce clashes. All (29) such sidechains are listed below:

Mol	Chain	Res	Type
2	A	124	ASN
2	A	153	GLN
2	A	182	ASN
2	A	186	HIS
2	A	218	ASN
2	B	27	GLN
2	B	29	GLN
2	B	124	ASN

Continued on next page...

Continued from previous page...

Mol	Chain	Res	Type
2	B	138	HIS
2	B	153	GLN
2	B	170	GLN
2	B	182	ASN
2	B	186	HIS
2	B	202	HIS
2	B	218	ASN
2	C	45	GLN
2	C	124	ASN
2	C	153	GLN
2	C	182	ASN
2	C	186	HIS
2	C	218	ASN
2	D	45	GLN
2	D	124	ASN
2	D	153	GLN
2	D	182	ASN
2	D	186	HIS
2	D	201	HIS
2	D	202	HIS
2	D	218	ASN

5.3.3 RNA ⓘ

Mol	Chain	Analysed	Backbone Outliers	Pucker Outliers
1	E	78/87 (89%)	26 (33%)	0
1	F	68/87 (78%)	35 (51%)	0
1	G	65/87 (74%)	27 (41%)	0
1	H	59/87 (67%)	21 (35%)	0
All	All	270/348 (77%)	109 (40%)	0

All (109) RNA backbone outliers are listed below:

Mol	Chain	Res	Type
1	E	3	C
1	E	8	U
1	E	10	G
1	E	17	U
1	E	18	G
1	E	19	G
1	E	20	U

Continued on next page...

Continued from previous page...

Mol	Chain	Res	Type
1	E	20(A)	A
1	E	31	C
1	E	35	A
1	E	36	G
1	E	37	G
1	E	43	G
1	E	45(A)	G
1	E	45(G)	U
1	E	45(H)	A
1	E	46(I)	G
1	E	49	A
1	E	52	G
1	E	58	A
1	E	59	G
1	E	60	U
1	E	61	C
1	E	68	U
1	E	70	G
1	E	71	G
1	F	4	G
1	F	5	A
1	F	7	G
1	F	8	U
1	F	9	G
1	F	10	G
1	F	12	G
1	F	16	U
1	F	17	U
1	F	18	G
1	F	19	G
1	F	20	U
1	F	21	G
1	F	27	C
1	F	33	U
1	F	35	A
1	F	36	G
1	F	37	G
1	F	38	U
1	F	44	U
1	F	45(A)	G
1	F	45(B)	C
1	F	45(C)	C

Continued on next page...

Continued from previous page...

Mol	Chain	Res	Type
1	F	45(D)	C
1	F	48	U
1	F	49	A
1	F	52	G
1	F	58	A
1	F	59	G
1	F	60	U
1	F	61	C
1	F	67	C
1	F	68	U
1	F	69	C
1	F	70	G
1	G	6	G
1	G	8	U
1	G	9	G
1	G	10	G
1	G	12	G
1	G	15	A
1	G	16	U
1	G	17	U
1	G	19	G
1	G	20(A)	A
1	G	25	C
1	G	32	U
1	G	33	U
1	G	34	G
1	G	35	A
1	G	36	G
1	G	37	G
1	G	38	U
1	G	40	G
1	G	41	U
1	G	45(B)	C
1	G	48	U
1	G	49	A
1	G	56	C
1	G	59	G
1	G	61	C
1	G	66	C
1	H	5	A
1	H	8	U
1	H	10	G

Continued on next page...

Continued from previous page...

Mol	Chain	Res	Type
1	H	15	A
1	H	17	U
1	H	18	G
1	H	19	G
1	H	20	U
1	H	20(A)	A
1	H	40	G
1	H	48	U
1	H	49	A
1	H	55	U
1	H	56	C
1	H	58	A
1	H	59	G
1	H	60	U
1	H	61	C
1	H	64	G
1	H	65	U
1	H	69	C

There are no RNA pucker outliers to report.

5.4 Non-standard residues in protein, DNA, RNA chains [i](#)

There are no non-standard protein/DNA/RNA residues in this entry.

5.5 Carbohydrates [i](#)

There are no carbohydrates in this entry.

5.6 Ligand geometry [i](#)

There are no ligands in this entry.

5.7 Other polymers [i](#)

There are no such residues in this entry.

5.8 Polymer linkage issues ⓘ

There are no chain breaks in this entry.

6 Fit of model and data ⓘ

6.1 Protein, DNA and RNA chains ⓘ

In the following table, the column labelled ‘#RSRZ > 2’ contains the number (and percentage) of RSRZ outliers, followed by percent RSRZ outliers for the chain as percentile scores relative to all X-ray entries and entries of similar resolution. The OWAB column contains the minimum, median, 95th percentile and maximum values of the occupancy-weighted average B-factor per residue. The column labelled ‘Q < 0.9’ lists the number of (and percentage) of residues with an average occupancy less than 0.9.

Mol	Chain	Analysed	<RSRZ>	#RSRZ>2	OWAB(Å ²)	Q<0.9
1	E	81/87 (93%)	0.47	11 (13%) 3 4	14, 62, 98, 105	4 (4%)
1	F	72/87 (82%)	0.77	9 (12%) 4 5	6, 44, 116, 134	8 (11%)
1	G	67/87 (77%)	0.20	2 (2%) 51 40	14, 52, 105, 121	2 (2%)
1	H	65/87 (74%)	0.80	9 (13%) 3 4	5, 53, 121, 138	2 (3%)
2	A	264/270 (97%)	-0.29	0 100 100	1, 12, 32, 50	0
2	B	264/270 (97%)	-0.32	1 (0%) 92 88	1, 12, 33, 50	0
2	C	264/270 (97%)	-0.36	0 100 100	1, 13, 34, 50	0
2	D	264/270 (97%)	-0.23	1 (0%) 92 88	1, 11, 34, 51	0
All	All	1341/1428 (93%)	-0.12	33 (2%) 58 47	1, 16, 79, 138	16 (1%)

All (33) RSRZ outliers are listed below:

Mol	Chain	Res	Type	RSRZ
1	F	3	C	8.3
1	E	17	U	5.2
1	H	43	G	4.4
1	G	46(K)	G	4.2
1	H	46(J)	G	3.6
1	F	36	G	3.6
1	F	4	G	3.6
1	H	46(K)	G	3.6
1	F	37	G	3.4
1	E	18	G	3.1
1	H	4	G	2.9
1	F	35	A	2.8
1	E	34	G	2.8
1	G	33	U	2.8
1	E	33	U	2.7
1	E	71	G	2.7

Continued on next page...

Continued from previous page...

Mol	Chain	Res	Type	RSRZ
1	E	36	G	2.6
1	H	44	U	2.6
1	F	38	U	2.6
1	H	38	U	2.6
1	F	39[A]	G	2.5
1	E	64	G	2.4
1	H	21	G	2.4
2	B	31	GLU	2.4
1	E	35	A	2.4
1	E	20	U	2.4
2	D	76	ALA	2.3
1	F	34	G	2.2
1	E	32	U	2.2
1	H	39	G	2.2
1	F	9	G	2.2
1	H	9	G	2.1
1	E	37	G	2.0

6.2 Non-standard residues in protein, DNA, RNA chains [i](#)

There are no non-standard protein/DNA/RNA residues in this entry.

6.3 Carbohydrates [i](#)

There are no carbohydrates in this entry.

6.4 Ligands [i](#)

There are no ligands in this entry.

6.5 Other polymers [i](#)

There are no such residues in this entry.