



# wwPDB X-ray Structure Validation Summary Report ⓘ

Feb 14, 2017 – 01:43 am GMT

PDB ID : 4O6M  
Title : Structure of AF2299, a CDP-alcohol phosphotransferase (CMP-bound)  
Authors : Clarke, O.B.; Sciara, G.; Tomasek, D.; Banerjee, S.; Rajashankar, K.R.; Shapiro, L.; Mancia, F.; New York Consortium on Membrane Protein Structure (NYCOMPS)  
Deposited on : 2013-12-22  
Resolution : 1.90 Å(reported)

This is a wwPDB X-ray Structure Validation Summary Report for a publicly released PDB entry.

We welcome your comments at [validation@mail.wwpdb.org](mailto:validation@mail.wwpdb.org)

A user guide is available at

<http://wwpdb.org/validation/2016/XrayValidationReportHelp>

with specific help available everywhere you see the ⓘ symbol.

---

The following versions of software and data (see [references ⓘ](#)) were used in the production of this report:

MolProbity	:	4.02b-467
Mogul	:	1.7.2 (RC1), CSD as538be (2017)
Xtriage (Phenix)	:	1.9-1692
EDS	:	trunk28620
Percentile statistics	:	20161228.v01 (using entries in the PDB archive December 28th 2016)
Refmac	:	5.8.0135
CCP4	:	6.5.0
Ideal geometry (proteins)	:	Engh & Huber (2001)
Ideal geometry (DNA, RNA)	:	Parkinson et al. (1996)
Validation Pipeline (wwPDB-VP)	:	recalc28949

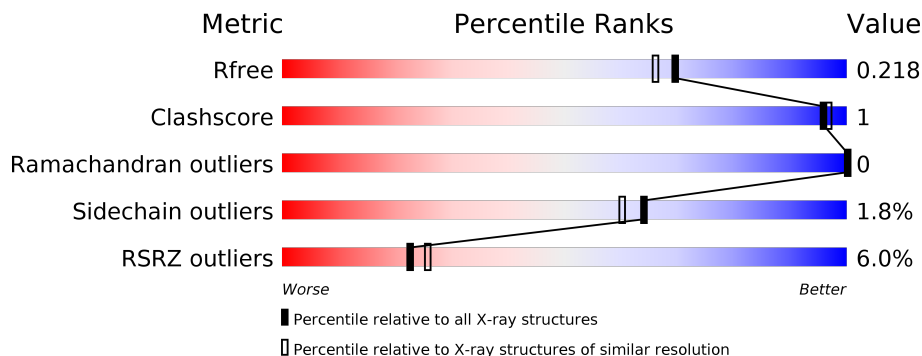
# 1 Overall quality at a glance

The following experimental techniques were used to determine the structure:

*X-RAY DIFFRACTION*

The reported resolution of this entry is 1.90 Å.

Percentile scores (ranging between 0-100) for global validation metrics of the entry are shown in the following graphic. The table shows the number of entries on which the scores are based.



Metric	Whole archive (#Entries)	Similar resolution (#Entries, resolution range(Å))
$R_{free}$	100719	5047 (1.90-1.90)
Clashscore	112137	5731 (1.90-1.90)
Ramachandran outliers	110173	5669 (1.90-1.90)
Sidechain outliers	110143	5670 (1.90-1.90)
RSRZ outliers	101464	5100 (1.90-1.90)

The table below summarises the geometric issues observed across the polymeric chains and their fit to the electron density. The red, orange, yellow and green segments on the lower bar indicate the fraction of residues that contain outliers for  $\geq 3$ , 2, 1 and 0 types of geometric quality criteria. A grey segment represents the fraction of residues that are not modelled. The numeric value for each fraction is indicated below the corresponding segment, with a dot representing fractions  $\leq 5\%$ . The upper red bar (where present) indicates the fraction of residues that have poor fit to the electron density. The numeric value is given above the bar.

Mol	Chain	Length	Quality of chain
1	A	372	<div> <div>4%</div> <div>84%</div> <div>11%</div> </div>
1	B	372	<div> <div>7%</div> <div>90%</div> <div>8%</div> </div>

The following table lists non-polymeric compounds, carbohydrate monomers and non-standard residues in protein, DNA, RNA chains that are outliers for geometric or electron-density-fit criteria:

Mol	Type	Chain	Res	Chirality	Geometry	Clashes	Electron density
2	CA	A	401[A]	-	-	-	X
3	MPG	A	402	-	-	-	X
3	MPG	A	403	-	-	-	X
3	MPG	A	404	-	-	-	X
3	MPG	A	406	-	-	-	X
3	MPG	A	407	-	-	-	X
3	MPG	A	409	-	-	-	X
3	MPG	B	402	-	-	-	X
3	MPG	B	403	-	-	-	X
3	MPG	B	405	-	-	-	X
3	MPG	B	407	-	-	-	X
3	MPG	B	408	-	-	-	X
3	MPG	B	410	-	-	-	X
3	MPG	B	411	-	-	-	X
3	MPG	B	412	-	-	-	X
3	MPG	B	413	-	-	-	X
3	MPG	B	417	-	-	-	X
4	SO4	A	412	-	-	-	X
5	C5P	B	422	-	-	-	X

## 2 Entry composition

There are 6 unique types of molecules in this entry. The entry contains 10938 atoms, of which 5308 are hydrogens and 0 are deuteriums.

In the tables below, the ZeroOcc column contains the number of atoms modelled with zero occupancy, the AltConf column contains the number of residues with at least one atom in alternate conformation and the Trace column contains the number of residues modelled with at most 2 atoms.

- Molecule 1 is a protein called AF2299, a CDP-alcohol phosphotransferase.

Mol	Chain	Residues	Atoms						ZeroOcc	AltConf	Trace
1	A	330	Total	C	H	N	O	S	0	0	0
			5131	1685	2572	408	460	6			
1	B	341	Total	C	H	N	O	S	0	0	0
			5401	1762	2724	432	477	6			

There are 56 discrepancies between the modelled and reference sequences:

Chain	Residue	Modelled	Actual	Comment	Reference
A	-27	MET	-	EXPRESSION TAG	UNP O27985
A	-26	HIS	-	EXPRESSION TAG	UNP O27985
A	-25	HIS	-	EXPRESSION TAG	UNP O27985
A	-24	HIS	-	EXPRESSION TAG	UNP O27985
A	-23	HIS	-	EXPRESSION TAG	UNP O27985
A	-22	HIS	-	EXPRESSION TAG	UNP O27985
A	-21	HIS	-	EXPRESSION TAG	UNP O27985
A	-20	HIS	-	EXPRESSION TAG	UNP O27985
A	-19	HIS	-	EXPRESSION TAG	UNP O27985
A	-18	HIS	-	EXPRESSION TAG	UNP O27985
A	-17	HIS	-	EXPRESSION TAG	UNP O27985
A	-16	SER	-	EXPRESSION TAG	UNP O27985
A	-15	SER	-	EXPRESSION TAG	UNP O27985
A	-14	GLY	-	EXPRESSION TAG	UNP O27985
A	-13	VAL	-	EXPRESSION TAG	UNP O27985
A	-12	ASP	-	EXPRESSION TAG	UNP O27985
A	-11	LEU	-	EXPRESSION TAG	UNP O27985
A	-10	GLY	-	EXPRESSION TAG	UNP O27985
A	-9	THR	-	EXPRESSION TAG	UNP O27985
A	-8	GLU	-	EXPRESSION TAG	UNP O27985
A	-7	ASN	-	EXPRESSION TAG	UNP O27985
A	-6	LEU	-	EXPRESSION TAG	UNP O27985
A	-5	TYR	-	EXPRESSION TAG	UNP O27985
A	-4	PHE	-	EXPRESSION TAG	UNP O27985
A	-3	GLN	-	EXPRESSION TAG	UNP O27985

*Continued on next page...*

*Continued from previous page...*

Chain	Residue	Modelled	Actual	Comment	Reference
A	-2	SER	-	EXPRESSION TAG	UNP O27985
A	-1	ASN	-	EXPRESSION TAG	UNP O27985
A	0	ALA	-	EXPRESSION TAG	UNP O27985
B	-27	MET	-	EXPRESSION TAG	UNP O27985
B	-26	HIS	-	EXPRESSION TAG	UNP O27985
B	-25	HIS	-	EXPRESSION TAG	UNP O27985
B	-24	HIS	-	EXPRESSION TAG	UNP O27985
B	-23	HIS	-	EXPRESSION TAG	UNP O27985
B	-22	HIS	-	EXPRESSION TAG	UNP O27985
B	-21	HIS	-	EXPRESSION TAG	UNP O27985
B	-20	HIS	-	EXPRESSION TAG	UNP O27985
B	-19	HIS	-	EXPRESSION TAG	UNP O27985
B	-18	HIS	-	EXPRESSION TAG	UNP O27985
B	-17	HIS	-	EXPRESSION TAG	UNP O27985
B	-16	SER	-	EXPRESSION TAG	UNP O27985
B	-15	SER	-	EXPRESSION TAG	UNP O27985
B	-14	GLY	-	EXPRESSION TAG	UNP O27985
B	-13	VAL	-	EXPRESSION TAG	UNP O27985
B	-12	ASP	-	EXPRESSION TAG	UNP O27985
B	-11	LEU	-	EXPRESSION TAG	UNP O27985
B	-10	GLY	-	EXPRESSION TAG	UNP O27985
B	-9	THR	-	EXPRESSION TAG	UNP O27985
B	-8	GLU	-	EXPRESSION TAG	UNP O27985
B	-7	ASN	-	EXPRESSION TAG	UNP O27985
B	-6	LEU	-	EXPRESSION TAG	UNP O27985
B	-5	TYR	-	EXPRESSION TAG	UNP O27985
B	-4	PHE	-	EXPRESSION TAG	UNP O27985
B	-3	GLN	-	EXPRESSION TAG	UNP O27985
B	-2	SER	-	EXPRESSION TAG	UNP O27985
B	-1	ASN	-	EXPRESSION TAG	UNP O27985
B	0	ALA	-	EXPRESSION TAG	UNP O27985

- Molecule 2 is CALCIUM ION (three-letter code: CA) (formula: Ca).

Mol	Chain	Residues	Atoms	ZeroOcc	AltConf
2	B	1	Total Ca 1 1	0	0
2	A	1	Total Ca 2 2	0	1

- Molecule 3 is 1-MONOOLEOYL-RAC-GLYCEROL (three-letter code: MPG) (formula: C<sub>21</sub>H<sub>40</sub>O<sub>4</sub>).

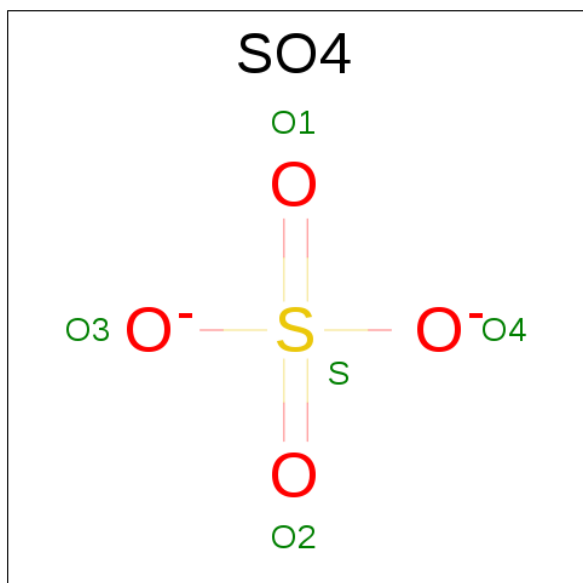


*Continued on next page...*

Continued from previous page...

Mol	Chain	Residues	Atoms	ZeroOcc	AltConf
3	B	1	Total C 7 7	0	0
3	B	1	Total C 7 7	0	0
3	B	1	Total C 7 7	0	0
3	B	1	Total C 7 7	0	0
3	B	1	Total C 7 7	0	0
3	B	1	Total C 7 7	0	0
3	B	1	Total C 7 7	0	0
3	B	1	Total C 7 7	0	0
3	B	1	Total C 7 7	0	0
3	B	1	Total C 7 7	0	0
3	B	1	Total C 5 5	0	0

- Molecule 4 is SULFATE ION (three-letter code: SO4) (formula: O<sub>4</sub>S).



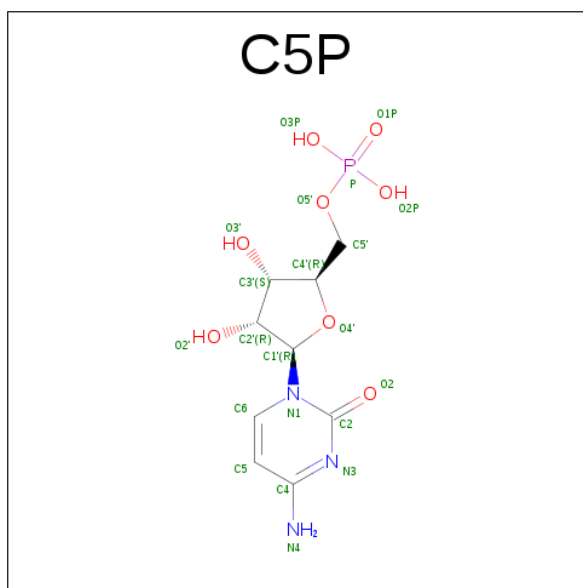
Mol	Chain	Residues	Atoms	ZeroOcc	AltConf
4	A	1	Total O S 5 4 1	0	0

Continued on next page...

*Continued from previous page...*

Mol	Chain	Residues	Atoms			ZeroOcc	AltConf
4	A	1	Total	O	S	0	0
			5	4	1		
4	A	1	Total	O	S	0	0
			5	4	1		
4	A	1	Total	O	S	0	0
			5	4	1		
4	B	1	Total	O	S	0	0
			5	4	1		
4	B	1	Total	O	S	0	0
			5	4	1		
4	B	1	Total	O	S	0	0
			5	4	1		

- Molecule 5 is CYTIDINE-5'-MONOPHOSPHATE (three-letter code: C5P) (formula:  $C_9H_{14}N_3O_8P$ ).



Mol	Chain	Residues	Atoms						ZeroOcc	AltConf
5	B	1	Total	C	H	N	O	P	0	0
			33	9	12	3	8	1		

- Molecule 6 is water.

Mol	Chain	Residues	Atoms		ZeroOcc	AltConf
6	A	80	Total	O	0	0
			80	80		

*Continued on next page...*



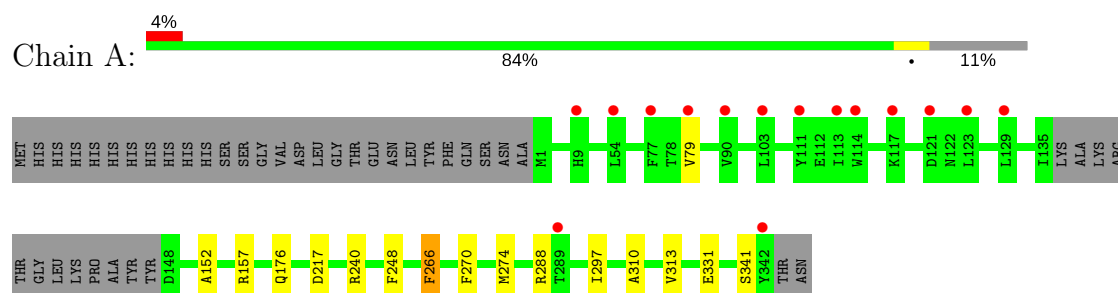
*Continued from previous page...*

Mol	Chain	Residues	Atoms		ZeroOcc	AltConf
6	B	84	Total	O	0	0
			84	84		

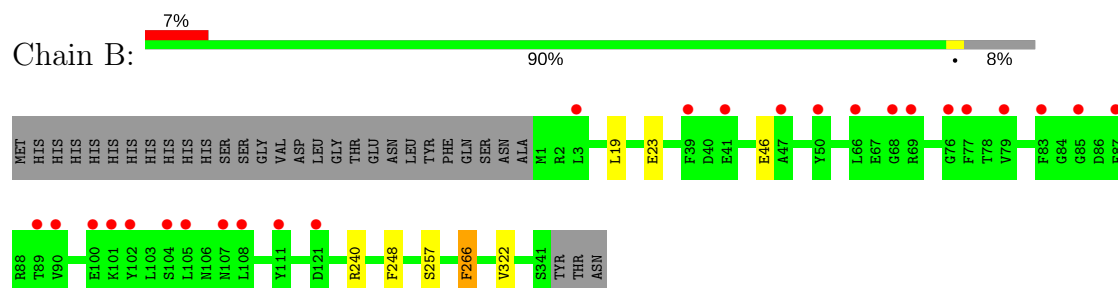
### 3 Residue-property plots [i](#)

These plots are drawn for all protein, RNA and DNA chains in the entry. The first graphic for a chain summarises the proportions of the various outlier classes displayed in the second graphic. The second graphic shows the sequence view annotated by issues in geometry and electron density. Residues are color-coded according to the number of geometric quality criteria for which they contain at least one outlier: green = 0, yellow = 1, orange = 2 and red = 3 or more. A red dot above a residue indicates a poor fit to the electron density ( $\text{RSRZ} > 2$ ). Stretches of 2 or more consecutive residues without any outlier are shown as a green connector. Residues present in the sample, but not in the model, are shown in grey.

- Molecule 1: AF2299, a CDP-alcohol phosphotransferase



- Molecule 1: AF2299, a CDP-alcohol phosphotransferase



## 4 Data and refinement statistics

Property	Value	Source
Space group	P 1 21 1	Depositor
Cell constants a, b, c, $\alpha$ , $\beta$ , $\gamma$	46.36Å 91.15Å 107.02Å 90.00° 92.05° 90.00°	Depositor
Resolution (Å)	46.33 – 1.90 69.37 – 1.90	Depositor EDS
% Data completeness (in resolution range)	99.3 (46.33-1.90) 99.3 (69.37-1.90)	Depositor EDS
$R_{merge}$	0.07	Depositor
$R_{sym}$	(Not available)	Depositor
$\langle I/\sigma(I) \rangle$ <sup>1</sup>	1.08 (at 1.90Å)	Xtriage
Refinement program	PHENIX (phenix.refine: dev_1558)	Depositor
R, $R_{free}$	0.198 , 0.224 0.193 , 0.218	Depositor DCC
$R_{free}$ test set	3448 reflections (4.96%)	DCC
Wilson B-factor (Å <sup>2</sup> )	36.4	Xtriage
Anisotropy	0.335	Xtriage
Bulk solvent $k_{sol}$ (e/Å <sup>3</sup> ), $B_{sol}$ (Å <sup>2</sup> )	0.39 , 59.6	EDS
L-test for twinning <sup>2</sup>	$\langle  L  \rangle = 0.49$ , $\langle L^2 \rangle = 0.33$	Xtriage
Estimated twinning fraction	0.036 for h,-k,-l	Xtriage
$F_o, F_c$ correlation	0.96	EDS
Total number of atoms	10938	wwPDB-VP
Average B, all atoms (Å <sup>2</sup> )	51.0	wwPDB-VP

Xtriage's analysis on translational NCS is as follows: *The largest off-origin peak in the Patterson function is 5.32% of the height of the origin peak. No significant pseudotranslation is detected.*

<sup>1</sup>Intensities estimated from amplitudes.

<sup>2</sup>Theoretical values of  $\langle |L| \rangle$ ,  $\langle L^2 \rangle$  for acentric reflections are 0.5, 0.333 respectively for untwinned datasets, and 0.375, 0.2 for perfectly twinned datasets.

## 5 Model quality ⓘ

### 5.1 Standard geometry ⓘ

Bond lengths and bond angles in the following residue types are not validated in this section: MPG, CA, SO4, C5P

The Z score for a bond length (or angle) is the number of standard deviations the observed value is removed from the expected value. A bond length (or angle) with  $|Z| > 5$  is considered an outlier worth inspection. RMSZ is the root-mean-square of all Z scores of the bond lengths (or angles).

Mol	Chain	Bond lengths		Bond angles	
		RMSZ	# Z  >5	RMSZ	# Z  >5
1	A	0.29	0/2609	0.44	0/3545
1	B	0.29	0/2731	0.46	0/3706
All	All	0.29	0/5340	0.45	0/7251

There are no bond length outliers.

There are no bond angle outliers.

There are no chirality outliers.

There are no planarity outliers.

### 5.2 Too-close contacts ⓘ

In the following table, the Non-H and H(model) columns list the number of non-hydrogen atoms and hydrogen atoms in the chain respectively. The H(added) column lists the number of hydrogen atoms added and optimized by MolProbity. The Clashes column lists the number of clashes within the asymmetric unit, whereas Symm-Clashes lists symmetry related clashes.

Mol	Chain	Non-H	H(model)	H(added)	Clashes	Symm-Clashes
1	A	2559	2572	2574	8	0
1	B	2677	2724	2726	3	0
2	A	2	0	0	0	0
2	B	1	0	0	0	0
3	A	56	0	104	3	0
3	B	110	0	201	3	0
4	A	20	0	0	0	0
4	B	20	0	0	0	0
5	B	21	12	12	0	0
6	A	80	0	0	2	0
6	B	84	0	0	0	0
All	All	5630	5308	5617	14	0

The all-atom clashscore is defined as the number of clashes found per 1000 atoms (including hydrogen atoms). The all-atom clashscore for this structure is 1.

The worst 5 of 14 close contacts within the same asymmetric unit are listed below, sorted by their clash magnitude.

Atom-1	Atom-2	Interatomic distance (Å)	Clash overlap (Å)
3:A:402:MPG:H171	3:A:405:MPG:H152	1.52	0.91
3:B:407:MPG:H183	3:B:413:MPG:H181	1.68	0.74
1:A:217:ASP:OD1	6:A:580:HOH:O	2.13	0.65
1:A:270:PHE:CZ	1:A:274:MET:HG3	2.48	0.49
1:A:176:GLN:HA	3:A:402:MPG:H161	1.95	0.48

There are no symmetry-related clashes.

## 5.3 Torsion angles [i](#)

### 5.3.1 Protein backbone [i](#)

In the following table, the Percentiles column shows the percent Ramachandran outliers of the chain as a percentile score with respect to all X-ray entries followed by that with respect to entries of similar resolution.

The Analysed column shows the number of residues for which the backbone conformation was analysed, and the total number of residues.

Mol	Chain	Analysed	Favoured	Allowed	Outliers	Percentiles	
1	A	326/372 (88%)	321 (98%)	5 (2%)	0	100	100
1	B	339/372 (91%)	331 (98%)	8 (2%)	0	100	100
All	All	665/744 (89%)	652 (98%)	13 (2%)	0	100	100

There are no Ramachandran outliers to report.

### 5.3.2 Protein sidechains [i](#)

In the following table, the Percentiles column shows the percent sidechain outliers of the chain as a percentile score with respect to all X-ray entries followed by that with respect to entries of similar resolution.

The Analysed column shows the number of residues for which the sidechain conformation was analysed, and the total number of residues.

Mol	Chain	Analysed	Rotameric	Outliers	Percentiles	
1	A	267/322 (83%)	262 (98%)	5 (2%)	62	57
1	B	281/322 (87%)	276 (98%)	5 (2%)	64	60
All	All	548/644 (85%)	538 (98%)	10 (2%)	64	60

5 of 10 residues with a non-rotameric sidechain are listed below:

Mol	Chain	Res	Type
1	A	341	SER
1	B	46	GLU
1	B	248	PHE
1	A	288	ARG
1	B	240	ARG

Some sidechains can be flipped to improve hydrogen bonding and reduce clashes. There are no such sidechains identified.

### 5.3.3 RNA ⓘ

There are no RNA molecules in this entry.

## 5.4 Non-standard residues in protein, DNA, RNA chains ⓘ

There are no non-standard protein/DNA/RNA residues in this entry.

## 5.5 Carbohydrates ⓘ

There are no carbohydrates in this entry.

## 5.6 Ligand geometry ⓘ

Of 36 ligands modelled in this entry, 3 are monoatomic - leaving 33 for Mogul analysis.

In the following table, the Counts columns list the number of bonds (or angles) for which Mogul statistics could be retrieved, the number of bonds (or angles) that are observed in the model and the number of bonds (or angles) that are defined in the chemical component dictionary. The Link column lists molecule types, if any, to which the group is linked. The Z score for a bond length (or angle) is the number of standard deviations the observed value is removed from the expected value. A bond length (or angle) with  $|Z| > 2$  is considered an outlier worth inspection. RMSZ is the root-mean-square of all Z scores of the bond lengths (or angles).

Mol	Type	Chain	Res	Link	Bond lengths			Bond angles		
					Counts	RMSZ	# Z  > 2	Counts	RMSZ	# Z  > 2
3	MPG	A	402	-	6,6,24	0.15	0	5,5,25	0.25	0
3	MPG	A	403	-	6,6,24	0.15	0	5,5,25	0.30	0
3	MPG	A	404	-	6,6,24	0.14	0	5,5,25	0.39	0
3	MPG	A	405	-	6,6,24	0.14	0	5,5,25	0.27	0
3	MPG	A	406	-	6,6,24	0.14	0	5,5,25	0.26	0
3	MPG	A	407	-	6,6,24	0.15	0	5,5,25	0.33	0
3	MPG	A	408	-	6,6,24	0.13	0	5,5,25	0.26	0
3	MPG	A	409	-	6,6,24	0.13	0	5,5,25	0.27	0
4	SO4	A	410	-	4,4,4	0.15	0	6,6,6	0.08	0
4	SO4	A	411	-	4,4,4	0.09	0	6,6,6	0.35	0
4	SO4	A	412	-	4,4,4	0.15	0	6,6,6	0.05	0
4	SO4	A	413	-	4,4,4	0.13	0	6,6,6	0.10	0
3	MPG	B	402	-	6,6,24	0.14	0	5,5,25	0.33	0
3	MPG	B	403	-	6,6,24	0.15	0	5,5,25	0.30	0
3	MPG	B	404	-	6,6,24	0.14	0	5,5,25	0.27	0
3	MPG	B	405	-	6,6,24	0.15	0	5,5,25	0.28	0
3	MPG	B	406	-	6,6,24	0.15	0	5,5,25	0.27	0
3	MPG	B	407	-	6,6,24	0.14	0	5,5,25	0.39	0
3	MPG	B	408	-	6,6,24	0.15	0	5,5,25	0.26	0
3	MPG	B	409	-	6,6,24	0.14	0	5,5,25	0.32	0
3	MPG	B	410	-	6,6,24	0.15	0	5,5,25	0.28	0
3	MPG	B	411	-	6,6,24	0.15	0	5,5,25	0.25	0
3	MPG	B	412	-	6,6,24	0.14	0	5,5,25	0.27	0
3	MPG	B	413	-	6,6,24	0.12	0	5,5,25	0.28	0
3	MPG	B	414	-	6,6,24	0.15	0	5,5,25	0.27	0
3	MPG	B	415	-	6,6,24	0.14	0	5,5,25	0.26	0
3	MPG	B	416	-	6,6,24	0.14	0	5,5,25	0.30	0
3	MPG	B	417	-	4,4,24	0.16	0	3,3,25	0.30	0
4	SO4	B	418	-	4,4,4	0.14	0	6,6,6	0.05	0
4	SO4	B	419	-	4,4,4	0.12	0	6,6,6	0.16	0
4	SO4	B	420	-	4,4,4	0.15	0	6,6,6	0.13	0
4	SO4	B	421	-	4,4,4	0.15	0	6,6,6	0.10	0
5	C5P	B	422	2	19,22,22	2.06	6 (31%)	23,33,33	0.77	0

In the following table, the Chirals column lists the number of chiral outliers, the number of chiral centers analysed, the number of these observed in the model and the number defined in the chemical component dictionary. Similar counts are reported in the Torsion and Rings columns. '-' means no outliers of that kind were identified.

Mol	Type	Chain	Res	Link	Chirals	Torsions	Rings
3	MPG	A	402	-	-	0/4/4/25	0/0/0/0
3	MPG	A	403	-	-	0/4/4/25	0/0/0/0

*Continued on next page...*

*Continued from previous page...*

Mol	Type	Chain	Res	Link	Chirals	Torsions	Rings
3	MPG	A	404	-	-	0/4/4/25	0/0/0/0
3	MPG	A	405	-	-	0/4/4/25	0/0/0/0
3	MPG	A	406	-	-	0/4/4/25	0/0/0/0
3	MPG	A	407	-	-	0/4/4/25	0/0/0/0
3	MPG	A	408	-	-	0/4/4/25	0/0/0/0
3	MPG	A	409	-	-	0/4/4/25	0/0/0/0
4	SO4	A	410	-	-	0/0/0/0	0/0/0/0
4	SO4	A	411	-	-	0/0/0/0	0/0/0/0
4	SO4	A	412	-	-	0/0/0/0	0/0/0/0
4	SO4	A	413	-	-	0/0/0/0	0/0/0/0
3	MPG	B	402	-	-	0/4/4/25	0/0/0/0
3	MPG	B	403	-	-	0/4/4/25	0/0/0/0
3	MPG	B	404	-	-	0/4/4/25	0/0/0/0
3	MPG	B	405	-	-	0/4/4/25	0/0/0/0
3	MPG	B	406	-	-	0/4/4/25	0/0/0/0
3	MPG	B	407	-	-	0/4/4/25	0/0/0/0
3	MPG	B	408	-	-	0/4/4/25	0/0/0/0
3	MPG	B	409	-	-	0/4/4/25	0/0/0/0
3	MPG	B	410	-	-	0/4/4/25	0/0/0/0
3	MPG	B	411	-	-	0/4/4/25	0/0/0/0
3	MPG	B	412	-	-	0/4/4/25	0/0/0/0
3	MPG	B	413	-	-	0/4/4/25	0/0/0/0
3	MPG	B	414	-	-	0/4/4/25	0/0/0/0
3	MPG	B	415	-	-	0/4/4/25	0/0/0/0
3	MPG	B	416	-	-	0/4/4/25	0/0/0/0
3	MPG	B	417	-	-	0/2/2/25	0/0/0/0
4	SO4	B	418	-	-	0/0/0/0	0/0/0/0
4	SO4	B	419	-	-	0/0/0/0	0/0/0/0
4	SO4	B	420	-	-	0/0/0/0	0/0/0/0
4	SO4	B	421	-	-	0/0/0/0	0/0/0/0
5	C5P	B	422	2	-	0/6/26/26	0/2/2/2

The worst 5 of 6 bond length outliers are listed below:

Mol	Chain	Res	Type	Atoms	Z	Observed(Å)	Ideal(Å)
5	B	422	C5P	C4-N4	2.03	1.41	1.35
5	B	422	C5P	C5-C4	2.28	1.46	1.41
5	B	422	C5P	C2-N3	3.74	1.45	1.38
5	B	422	C5P	C4-N3	3.79	1.42	1.35
5	B	422	C5P	C6-C5	4.23	1.47	1.38

There are no bond angle outliers.



There are no chirality outliers.

There are no torsion outliers.

There are no ring outliers.

6 monomers are involved in 6 short contacts:

Mol	Chain	Res	Type	Clashes	Symm-Clashes
3	A	402	MPG	3	0
3	A	404	MPG	1	0
3	A	405	MPG	1	0
3	B	406	MPG	1	0
3	B	407	MPG	2	0
3	B	413	MPG	2	0

## 5.7 Other polymers [i](#)

There are no such residues in this entry.

## 5.8 Polymer linkage issues [i](#)

There are no chain breaks in this entry.

## 6 Fit of model and data [i](#)

### 6.1 Protein, DNA and RNA chains [i](#)

In the following table, the column labelled ‘#RSRZ> 2’ contains the number (and percentage) of RSRZ outliers, followed by percent RSRZ outliers for the chain as percentile scores relative to all X-ray entries and entries of similar resolution. The OWAB column contains the minimum, median, 95<sup>th</sup> percentile and maximum values of the occupancy-weighted average B-factor per residue. The column labelled ‘Q< 0.9’ lists the number of (and percentage) of residues with an average occupancy less than 0.9.

Mol	Chain	Analysed	<RSRZ>	#RSRZ>2	OWAB(Å <sup>2</sup> )	Q<0.9
1	A	330/372 (88%)	0.62	15 (4%) 34 37	26, 45, 72, 95	0
1	B	341/372 (91%)	0.65	25 (7%) 16 18	26, 42, 77, 108	0
All	All	671/744 (90%)	0.64	40 (5%) 23 26	26, 43, 75, 108	0

The worst 5 of 40 RSRZ outliers are listed below:

Mol	Chain	Res	Type	RSRZ
1	B	69	ARG	7.8
1	B	77	PHE	4.9
1	A	77	PHE	4.4
1	B	107	ASN	4.3
1	B	50	TYR	4.2

### 6.2 Non-standard residues in protein, DNA, RNA chains [i](#)

There are no non-standard protein/DNA/RNA residues in this entry.

### 6.3 Carbohydrates [i](#)

There are no carbohydrates in this entry.

### 6.4 Ligands [i](#)

In the following table, the Atoms column lists the number of modelled atoms in the group and the number defined in the chemical component dictionary. LLDF column lists the quality of electron density of the group with respect to its neighbouring residues in protein, DNA or RNA chains. The B-factors column lists the minimum, median, 95<sup>th</sup> percentile and maximum values of B factors of atoms in the group. The column labelled ‘Q< 0.9’ lists the number of atoms with occupancy less than 0.9.

Mol	Type	Chain	Res	Atoms	RSCC	RSR	LLDF	B-factors( $\text{\AA}^2$ )	Q<0.9
3	MPG	A	404	7/25	0.78	0.26	14.31	43,45,52,53	0
3	MPG	A	406	7/25	0.86	0.30	12.34	49,49,54,55	0
3	MPG	B	412	7/25	0.74	0.21	12.17	48,49,51,53	0
3	MPG	B	417	5/25	0.88	0.30	11.26	52,53,55,56	0
3	MPG	B	410	7/25	0.72	0.23	10.78	45,48,53,56	0
3	MPG	B	402	7/25	0.82	0.25	9.76	43,46,49,51	0
3	MPG	A	407	7/25	0.81	0.22	9.72	46,47,55,56	0
3	MPG	A	402	7/25	0.68	0.30	8.71	38,40,50,55	0
3	MPG	B	413	7/25	0.87	0.19	8.56	46,48,58,60	0
3	MPG	B	405	7/25	0.76	0.21	8.43	45,48,53,54	0
3	MPG	B	408	7/25	0.77	0.20	6.83	48,49,54,55	0
3	MPG	B	411	7/25	0.73	0.24	6.35	44,48,54,56	0
3	MPG	B	403	7/25	0.93	0.22	5.41	36,40,44,47	0
5	C5P	B	422	21/21	0.92	0.21	4.89	32,40,50,58	33
3	MPG	B	407	7/25	0.89	0.23	4.54	40,42,44,45	0
3	MPG	A	403	7/25	0.88	0.20	4.08	42,46,49,50	0
3	MPG	A	409	7/25	0.83	0.18	3.35	48,51,53,57	0
4	SO4	A	412	5/5	0.88	0.26	2.84	95,101,116,119	0
2	CA	A	401[A]	1/1	0.63	0.17	2.20	40,40,40,40	1
4	SO4	A	413	5/5	0.85	0.19	1.57	93,93,108,124	0
4	SO4	B	419	5/5	1.00	0.14	0.75	33,34,38,39	0
4	SO4	A	411	5/5	0.99	0.14	0.54	32,32,35,38	0
2	CA	B	401	1/1	0.97	0.12	-0.62	29,29,29,29	1
4	SO4	B	420	5/5	0.98	0.10	-2.92	49,50,55,60	0
4	SO4	B	421	5/5	0.86	0.26	-	70,79,101,105	0
4	SO4	B	418	5/5	0.89	0.19	-	91,108,112,114	0
3	MPG	B	416	7/25	0.75	0.19	-	51,53,59,62	0
3	MPG	B	404	7/25	0.85	0.22	-	44,49,52,56	0
3	MPG	B	409	7/25	0.82	0.22	-	47,49,60,62	0
3	MPG	B	414	7/25	0.71	0.27	-	54,55,63,63	0
3	MPG	A	408	7/25	0.89	0.24	-	46,47,52,52	0
3	MPG	B	415	7/25	0.62	0.35	-	46,51,52,55	0
3	MPG	A	405	7/25	0.92	0.15	-	43,52,56,59	0
3	MPG	B	406	7/25	0.52	0.23	-	51,53,60,62	0
2	CA	A	401[B]	1/1	0.63	0.17	-	58,58,58,58	1
4	SO4	A	410	5/5	0.98	0.09	-	53,55,64,84	0

## 6.5 Other polymers ⓘ

There are no such residues in this entry.