



Full wwPDB X-ray Structure Validation Report ⓘ

Feb 14, 2017 – 07:58 pm GMT

PDB ID : 3O9U
Title : Effector domain of influenza A/PR/8/34 NS1
Authors : Kerry, P.S.; Lewis, A.; Hale, B.G.; Hass, C.; Taylor, M.A.; Randall, R.E.;
Russell, R.J.M.
Deposited on : 2010-08-04
Resolution : 3.20 Å(reported)

This is a Full wwPDB X-ray Structure Validation Report for a publicly released PDB entry.

We welcome your comments at validation@mail.wwpdb.org

A user guide is available at

<http://wwpdb.org/validation/2016/XrayValidationReportHelp>

with specific help available everywhere you see the ⓘ symbol.

The following versions of software and data (see [references ⓘ](#)) were used in the production of this report:

MolProbity : 4.02b-467
Xtriage (Phenix) : 1.9-1692
EDS : trunk28620
Percentile statistics : 20161228.v01 (using entries in the PDB archive December 28th 2016)
Refmac : 5.8.0135
CCP4 : 6.5.0
Ideal geometry (proteins) : Engh & Huber (2001)
Ideal geometry (DNA, RNA) : Parkinson et al. (1996)
Validation Pipeline (wwPDB-VP) : recalc28949

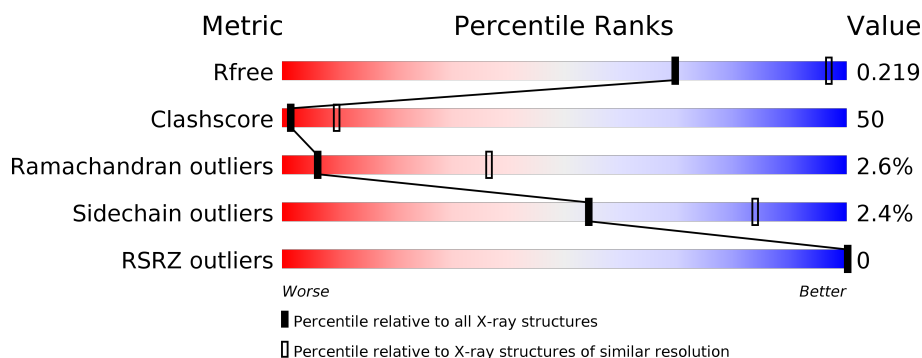
1 Overall quality at a glance i

The following experimental techniques were used to determine the structure:

X-RAY DIFFRACTION

The reported resolution of this entry is 3.20 Å.

Percentile scores (ranging between 0-100) for global validation metrics of the entry are shown in the following graphic. The table shows the number of entries on which the scores are based.



Metric	Whole archive (#Entries)	Similar resolution (#Entries, resolution range(Å))
R_{free}	100719	1015 (3.22-3.18)
Clashscore	112137	1009 (3.20-3.20)
Ramachandran outliers	110173	1118 (3.22-3.18)
Sidechain outliers	110143	1117 (3.22-3.18)
RSRZ outliers	101464	1020 (3.22-3.18)

The table below summarises the geometric issues observed across the polymeric chains and their fit to the electron density. The red, orange, yellow and green segments on the lower bar indicate the fraction of residues that contain outliers for ≥ 3 , 2, 1 and 0 types of geometric quality criteria. A grey segment represents the fraction of residues that are not modelled. The numeric value for each fraction is indicated below the corresponding segment, with a dot representing fractions $\leq 5\%$. The upper red bar (where present) indicates the fraction of residues that have poor fit to the electron density. The numeric value is given above the bar.

Mol	Chain	Length	Quality of chain
1	A	152	<div> <div>28%</div> <div>45%</div> <div>•</div> <div>24%</div> </div>
1	B	152	<div> <div>28%</div> <div>45%</div> <div>•</div> <div>24%</div> </div>
1	C	152	<div> <div>28%</div> <div>45%</div> <div>•</div> <div>24%</div> </div>
1	D	152	<div> <div>27%</div> <div>45%</div> <div>• •</div> <div>24%</div> </div>
1	E	152	<div> <div>27%</div> <div>46%</div> <div>•</div> <div>24%</div> </div>
1	F	152	<div> <div>28%</div> <div>43%</div> <div>•</div> <div>25%</div> </div>

Continued on next page...

Continued from previous page...

Mol	Chain	Length	Quality of chain
1	G	152	<div><div></div><div>28%45%24%</div></div>
1	H	152	<div><div></div><div>29%45%24%</div></div>

2 Entry composition

There is only 1 type of molecule in this entry. The entry contains 7247 atoms, of which 0 are hydrogens and 0 are deuteriums.

In the tables below, the ZeroOcc column contains the number of atoms modelled with zero occupancy, the AltConf column contains the number of residues with at least one atom in alternate conformation and the Trace column contains the number of residues modelled with at most 2 atoms.

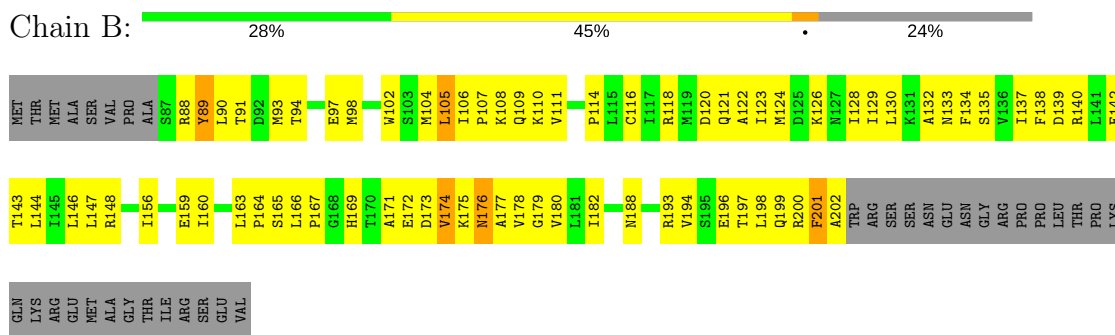
- Molecule 1 is a protein called Nonstructural protein 1.

Mol	Chain	Residues	Atoms					ZeroOcc	AltConf	Trace
1	B	116	Total	C	N	O	S	1	0	0
			908	577	154	171	6			
1	A	116	Total	C	N	O	S	1	0	0
			908	577	154	171	6			
1	C	116	Total	C	N	O	S	1	0	0
			908	577	154	171	6			
1	D	116	Total	C	N	O	S	0	0	0
			908	577	154	171	6			
1	E	116	Total	C	N	O	S	0	0	0
			908	577	154	171	6			
1	F	114	Total	C	N	O	S	0	0	0
			891	568	149	168	6			
1	G	116	Total	C	N	O	S	1	0	0
			908	577	154	171	6			
1	H	116	Total	C	N	O	S	1	0	0
			908	577	154	171	6			

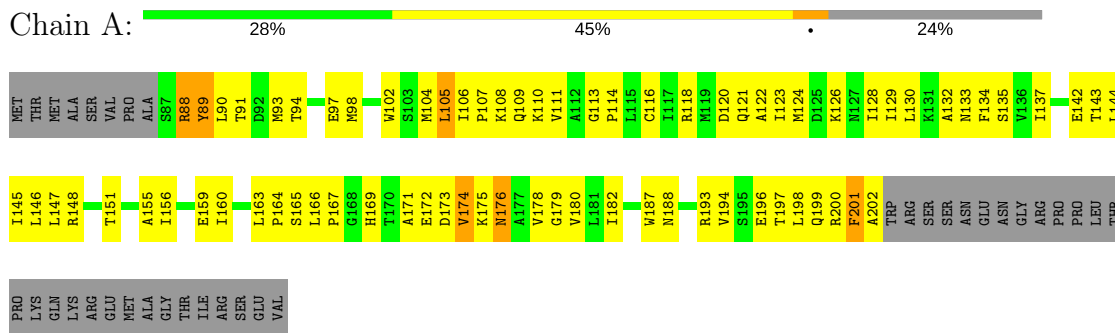
3 Residue-property plots

These plots are drawn for all protein, RNA and DNA chains in the entry. The first graphic for a chain summarises the proportions of the various outlier classes displayed in the second graphic. The second graphic shows the sequence view annotated by issues in geometry and electron density. Residues are color-coded according to the number of geometric quality criteria for which they contain at least one outlier: green = 0, yellow = 1, orange = 2 and red = 3 or more. A red dot above a residue indicates a poor fit to the electron density ($RSRZ > 2$). Stretches of 2 or more consecutive residues without any outlier are shown as a green connector. Residues present in the sample, but not in the model, are shown in grey.

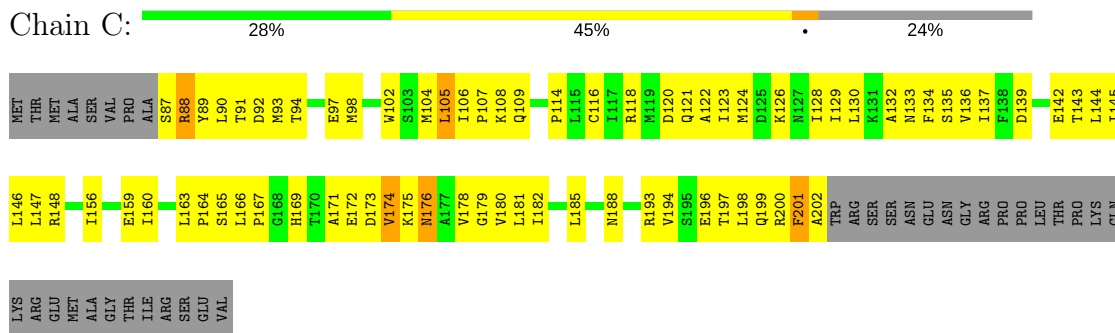
• Molecule 1: Nonstructural protein 1



• Molecule 1: Nonstructural protein 1



• Molecule 1: Nonstructural protein 1



• Molecule 1: Nonstructural protein 1


- Molecule 1: Nonstructural protein 1

- Molecule 1: Nonstructural protein 1

- Molecule 1: Nonstructural protein 1

- Molecule 1: Nonstructural protein 1

Chain H: 29% 45% • 24%



4 Data and refinement statistics

Property	Value	Source
Space group	P 64	Depositor
Cell constants a, b, c, α , β , γ	114.12Å 114.12Å 199.29Å 90.00° 90.00° 120.00°	Depositor
Resolution (Å)	19.87 – 3.20 19.87 – 3.20	Depositor EDS
% Data completeness (in resolution range)	97.9 (19.87-3.20) 97.9 (19.87-3.20)	Depositor EDS
R_{merge}	(Not available)	Depositor
R_{sym}	(Not available)	Depositor
$\langle I/\sigma(I) \rangle$ ¹	2.69 (at 3.22Å)	Xtriage
Refinement program	PHENIX (phenix.refine: 1.6.1_357)	Depositor
R, R_{free}	0.174 , 0.222 0.174 , 0.219	Depositor DCC
R_{free} test set	1207 reflections (5.13%)	DCC
Wilson B-factor (Å ²)	79.9	Xtriage
Anisotropy	0.130	Xtriage
Bulk solvent k_{sol} (e/Å ³), B_{sol} (Å ²)	0.27 , 48.4	EDS
L-test for twinning ²	$\langle L \rangle = 0.40$, $\langle L^2 \rangle = 0.23$	Xtriage
Estimated twinning fraction	0.439 for h,-h-k,-l	Xtriage
F_o, F_c correlation	0.95	EDS
Total number of atoms	7247	wwPDB-VP
Average B, all atoms (Å ²)	85.0	wwPDB-VP

Xtriage's analysis on translational NCS is as follows: *The largest off-origin peak in the Patterson function is 4.25% of the height of the origin peak. No significant pseudotranslation is detected.*

¹Intensities estimated from amplitudes.

²Theoretical values of $\langle |L| \rangle$, $\langle L^2 \rangle$ for acentric reflections are 0.5, 0.333 respectively for untwinned datasets, and 0.375, 0.2 for perfectly twinned datasets.

5 Model quality [i](#)

5.1 Standard geometry [i](#)

The Z score for a bond length (or angle) is the number of standard deviations the observed value is removed from the expected value. A bond length (or angle) with $|Z| > 5$ is considered an outlier worth inspection. RMSZ is the root-mean-square of all Z scores of the bond lengths (or angles).

Mol	Chain	Bond lengths		Bond angles	
		RMSZ	# Z >5	RMSZ	# Z >5
1	A	0.43	0/922	0.62	0/1248
1	B	0.45	0/922	0.62	0/1248
1	C	0.48	0/922	0.62	0/1248
1	D	0.41	0/922	0.63	0/1248
1	E	0.44	0/922	0.62	0/1248
1	F	0.39	0/905	0.61	0/1226
1	G	0.40	0/922	0.61	0/1248
1	H	0.39	0/922	0.60	0/1248
All	All	0.42	0/7359	0.62	0/9962

There are no bond length outliers.

There are no bond angle outliers.

There are no chirality outliers.

There are no planarity outliers.

5.2 Too-close contacts [i](#)

In the following table, the Non-H and H(model) columns list the number of non-hydrogen atoms and hydrogen atoms in the chain respectively. The H(added) column lists the number of hydrogen atoms added and optimized by MolProbity. The Clashes column lists the number of clashes within the asymmetric unit, whereas Symm-Clashes lists symmetry related clashes.

Mol	Chain	Non-H	H(model)	H(added)	Clashes	Symm-Clashes
1	A	908	0	929	98	0
1	B	908	0	929	101	0
1	C	908	0	929	100	0
1	D	908	0	929	90	0
1	E	908	0	929	95	0
1	F	891	0	911	92	0
1	G	908	0	929	96	0
1	H	908	0	929	92	0

Continued on next page...

Continued from previous page...

Mol	Chain	Non-H	H(model)	H(added)	Clashes	Symm-Clashes
All	All	7247	0	7414	732	0

The all-atom clashscore is defined as the number of clashes found per 1000 atoms (including hydrogen atoms). The all-atom clashscore for this structure is 50.

All (732) close contacts within the same asymmetric unit are listed below, sorted by their clash magnitude.

Atom-1	Atom-2	Interatomic distance (Å)	Clash overlap (Å)
1:A:90:LEU:HD12	1:A:91:THR:H	1.19	1.06
1:E:200:ARG:HD3	1:H:106:ILE:HD11	1.11	1.06
1:B:140:ARG:HB2	1:A:124:MET:SD	1.97	1.03
1:B:90:LEU:HD12	1:B:91:THR:H	1.19	1.02
1:G:90:LEU:HD12	1:G:91:THR:H	1.24	1.02
1:F:90:LEU:HD12	1:F:91:THR:H	1.22	1.01
1:E:87:SER:O	1:E:88:ARG:HG2	1.57	1.00
1:E:200:ARG:CD	1:H:106:ILE:HD11	1.92	1.00
1:F:130:LEU:HB3	1:F:147:LEU:HD11	1.44	1.00
1:H:90:LEU:HD12	1:H:91:THR:H	1.24	0.99
1:E:90:LEU:HD12	1:E:91:THR:H	1.25	0.98
1:D:90:LEU:HD12	1:D:91:THR:H	1.28	0.98
1:G:88:ARG:HB2	1:G:136:VAL:O	1.65	0.96
1:E:130:LEU:HB3	1:E:147:LEU:HD11	1.45	0.95
1:H:130:LEU:HB3	1:H:147:LEU:HD11	1.48	0.95
1:D:130:LEU:HB3	1:D:147:LEU:HD11	1.48	0.94
1:G:130:LEU:HB3	1:G:147:LEU:HD11	1.49	0.93
1:C:90:LEU:HD12	1:C:91:THR:H	1.30	0.92
1:B:138:PHE:CE1	1:C:109:GLN:HB2	2.04	0.92
1:C:130:LEU:HB3	1:C:147:LEU:HD11	1.52	0.92
1:A:130:LEU:HB3	1:A:147:LEU:HD11	1.51	0.92
1:D:187:TRP:CH2	1:G:108:LYS:HB3	2.05	0.91
1:B:130:LEU:HB3	1:B:147:LEU:HD11	1.54	0.89
1:D:88:ARG:O	1:D:89:TYR:HB3	1.72	0.88
1:E:200:ARG:HD3	1:H:106:ILE:CD1	2.05	0.82
1:C:108:LYS:HD2	1:C:121:GLN:NE2	1.96	0.80
1:B:90:LEU:HD12	1:B:91:THR:N	1.98	0.77
1:C:109:GLN:HG2	1:C:118:ARG:HG2	1.67	0.77
1:B:89:TYR:OH	1:B:133:ASN:HB3	1.83	0.76
1:D:109:GLN:HG2	1:D:118:ARG:HG2	1.67	0.76
1:F:89:TYR:OH	1:F:133:ASN:HB3	1.85	0.76
1:G:109:GLN:HG2	1:G:118:ARG:HG2	1.66	0.76
1:B:139:ASP:O	1:A:122:ALA:HA	1.86	0.76

Continued on next page...

Continued from previous page...

Atom-1	Atom-2	Interatomic distance (Å)	Clash overlap (Å)
1:F:106:ILE:HG13	1:F:122:ALA:HB2	1.68	0.76
1:A:90:LEU:HD12	1:A:91:THR:N	1.99	0.75
1:C:89:TYR:OH	1:C:133:ASN:HB3	1.87	0.75
1:G:89:TYR:OH	1:G:133:ASN:HB3	1.86	0.75
1:D:89:TYR:OH	1:D:133:ASN:HB3	1.86	0.75
1:E:109:GLN:HG2	1:E:118:ARG:HG2	1.69	0.75
1:F:90:LEU:HD12	1:F:91:THR:N	2.02	0.75
1:A:90:LEU:CD1	1:A:91:THR:H	1.98	0.75
1:B:137:ILE:HD12	1:B:142:GLU:HG2	1.69	0.74
1:E:89:TYR:OH	1:E:133:ASN:HB3	1.88	0.74
1:B:108:LYS:HD2	1:B:121:GLN:NE2	2.03	0.74
1:H:90:LEU:HD12	1:H:91:THR:N	2.02	0.74
1:H:89:TYR:OH	1:H:133:ASN:HB3	1.87	0.73
1:G:178:VAL:HG12	1:G:182:ILE:HD11	1.70	0.73
1:F:109:GLN:HG2	1:F:118:ARG:HG2	1.69	0.73
1:B:109:GLN:HG2	1:B:118:ARG:HG2	1.70	0.71
1:D:88:ARG:O	1:D:89:TYR:CB	2.37	0.71
1:F:178:VAL:HG12	1:F:182:ILE:HD11	1.71	0.71
1:A:89:TYR:OH	1:A:133:ASN:HB3	1.90	0.71
1:G:90:LEU:HD12	1:G:91:THR:N	2.03	0.70
1:H:178:VAL:HG12	1:H:182:ILE:HD11	1.73	0.70
1:C:178:VAL:HG12	1:C:182:ILE:HD11	1.73	0.70
1:E:91:THR:HA	1:E:133:ASN:CG	2.12	0.70
1:C:137:ILE:HD12	1:C:142:GLU:HG2	1.73	0.70
1:C:88:ARG:HB3	1:C:136:VAL:O	1.92	0.70
1:A:124:MET:HG2	1:A:188:ASN:HB3	1.74	0.69
1:H:90:LEU:CD1	1:H:91:THR:H	2.03	0.69
1:D:137:ILE:HD12	1:D:142:GLU:HG2	1.74	0.69
1:A:178:VAL:HG12	1:A:182:ILE:HD11	1.74	0.69
1:F:137:ILE:HD12	1:F:142:GLU:HG2	1.72	0.69
1:H:109:GLN:HG2	1:H:118:ARG:HG2	1.73	0.69
1:E:90:LEU:HD12	1:E:91:THR:N	2.04	0.69
1:A:109:GLN:HG2	1:A:118:ARG:HG2	1.75	0.68
1:B:178:VAL:HG12	1:B:182:ILE:HD11	1.74	0.68
1:C:106:ILE:HG13	1:C:122:ALA:HB2	1.76	0.68
1:D:106:ILE:HG13	1:D:122:ALA:HB2	1.74	0.68
1:G:137:ILE:HD12	1:G:142:GLU:HG2	1.75	0.68
1:A:137:ILE:HD12	1:A:142:GLU:HG2	1.76	0.67
1:B:90:LEU:CD1	1:B:91:THR:H	2.02	0.67
1:C:91:THR:HA	1:C:133:ASN:CG	2.15	0.67
1:H:137:ILE:HD12	1:H:142:GLU:HG2	1.77	0.67

Continued on next page...

Continued from previous page...

Atom-1	Atom-2	Interatomic distance (Å)	Clash overlap (Å)
1:G:108:LYS:HD2	1:G:121:GLN:OE1	1.94	0.67
1:A:108:LYS:HD2	1:A:121:GLN:OE1	1.95	0.67
1:A:91:THR:HA	1:A:133:ASN:CG	2.14	0.67
1:B:106:ILE:HG13	1:B:122:ALA:HB2	1.77	0.67
1:D:178:VAL:HG12	1:D:182:ILE:HD11	1.76	0.67
1:A:106:ILE:HG13	1:A:122:ALA:HB2	1.77	0.67
1:A:120:ASP:O	1:A:123:ILE:HG12	1.94	0.66
1:E:178:VAL:HG12	1:E:182:ILE:HD11	1.77	0.66
1:E:137:ILE:HD12	1:E:142:GLU:HG2	1.77	0.66
1:G:106:ILE:HG13	1:G:122:ALA:HB2	1.77	0.66
1:G:174:VAL:O	1:G:178:VAL:HG23	1.95	0.66
1:E:106:ILE:HG13	1:E:122:ALA:HB2	1.78	0.66
1:H:106:ILE:HG13	1:H:122:ALA:HB2	1.77	0.66
1:E:91:THR:HB	1:E:133:ASN:ND2	2.11	0.65
1:D:91:THR:HA	1:D:133:ASN:CG	2.16	0.65
1:F:124:MET:HG2	1:F:188:ASN:HB3	1.79	0.65
1:H:91:THR:HA	1:H:133:ASN:CG	2.16	0.65
1:F:91:THR:HA	1:F:133:ASN:CG	2.17	0.65
1:F:104:MET:HG2	1:F:120:ASP:HB2	1.78	0.65
1:E:148:ARG:HG2	1:E:159:GLU:HB2	1.79	0.65
1:B:140:ARG:CB	1:A:124:MET:SD	2.80	0.64
1:D:90:LEU:HD12	1:D:91:THR:N	2.07	0.64
1:E:124:MET:HG2	1:E:188:ASN:HB3	1.79	0.64
1:G:124:MET:HG2	1:G:188:ASN:HB3	1.78	0.64
1:B:124:MET:HG2	1:B:188:ASN:HB3	1.79	0.64
1:B:89:TYR:OH	1:B:133:ASN:CB	2.46	0.64
1:A:91:THR:HB	1:A:133:ASN:ND2	2.13	0.64
1:H:108:LYS:HD2	1:H:121:GLN:OE1	1.98	0.64
1:C:179:GLY:HA2	1:C:182:ILE:HD12	1.78	0.64
1:E:108:LYS:HD2	1:E:121:GLN:OE1	1.97	0.64
1:F:143:THR:HG23	1:F:169:HIS:CE1	2.33	0.64
1:B:91:THR:HA	1:B:133:ASN:CG	2.18	0.64
1:G:91:THR:HA	1:G:133:ASN:CG	2.18	0.64
1:C:146:LEU:HD11	1:C:159:GLU:HG3	1.80	0.64
1:B:179:GLY:HA2	1:B:182:ILE:HD12	1.80	0.63
1:G:90:LEU:CD1	1:G:91:THR:H	2.06	0.63
1:H:179:GLY:HA2	1:H:182:ILE:HD12	1.80	0.63
1:C:90:LEU:HD12	1:C:91:THR:N	2.09	0.63
1:D:90:LEU:CD1	1:D:91:THR:H	2.09	0.63
1:G:179:GLY:HA2	1:G:182:ILE:HD12	1.79	0.63
1:A:143:THR:HG23	1:A:169:HIS:CE1	2.34	0.63

Continued on next page...

Continued from previous page...

Atom-1	Atom-2	Interatomic distance (Å)	Clash overlap (Å)
1:F:108:LYS:HD2	1:F:121:GLN:OE1	1.99	0.63
1:H:94:THR:O	1:H:98:MET:HG3	1.98	0.63
1:H:91:THR:HB	1:H:133:ASN:ND2	2.14	0.63
1:C:148:ARG:HG2	1:C:159:GLU:HB2	1.80	0.63
1:E:94:THR:O	1:E:98:MET:HG3	1.99	0.63
1:F:89:TYR:OH	1:F:133:ASN:CB	2.47	0.62
1:F:179:GLY:HA2	1:F:182:ILE:HD12	1.82	0.62
1:E:90:LEU:CD1	1:E:91:THR:H	2.08	0.62
1:E:132:ALA:HB3	1:E:198:LEU:HD21	1.81	0.62
1:D:108:LYS:HD2	1:D:121:GLN:OE1	1.98	0.62
1:C:91:THR:HB	1:C:133:ASN:ND2	2.15	0.62
1:E:179:GLY:HA2	1:E:182:ILE:HD12	1.80	0.62
1:F:94:THR:O	1:F:98:MET:HG3	1.99	0.62
1:D:94:THR:O	1:D:98:MET:HG3	1.99	0.62
1:G:120:ASP:O	1:G:123:ILE:HG12	2.00	0.62
1:B:163:LEU:O	1:B:166:LEU:HD23	2.00	0.62
1:E:174:VAL:O	1:E:178:VAL:HG23	2.00	0.62
1:D:91:THR:HB	1:D:133:ASN:ND2	2.14	0.62
1:H:120:ASP:O	1:H:123:ILE:HG12	2.00	0.62
1:A:94:THR:O	1:A:98:MET:HG3	1.99	0.61
1:B:108:LYS:HE3	1:E:121:GLN:HE22	1.65	0.61
1:C:120:ASP:O	1:C:123:ILE:HG12	2.00	0.61
1:C:124:MET:HG2	1:C:188:ASN:HB3	1.81	0.61
1:C:143:THR:HG23	1:C:169:HIS:CE1	2.35	0.61
1:D:124:MET:HG2	1:D:188:ASN:HB3	1.81	0.61
1:G:163:LEU:O	1:G:166:LEU:HD23	2.00	0.61
1:C:90:LEU:CD1	1:C:91:THR:H	2.09	0.61
1:A:91:THR:HB	1:A:133:ASN:HD21	1.66	0.61
1:C:94:THR:O	1:C:98:MET:HG3	2.01	0.61
1:E:87:SER:O	1:E:88:ARG:CG	2.43	0.61
1:H:132:ALA:HB3	1:H:198:LEU:HD21	1.83	0.61
1:D:120:ASP:O	1:D:123:ILE:HG12	2.01	0.61
1:F:91:THR:HB	1:F:133:ASN:ND2	2.16	0.61
1:F:90:LEU:CD1	1:F:91:THR:H	2.04	0.61
1:G:194:VAL:HG13	1:G:198:LEU:HB2	1.83	0.61
1:E:120:ASP:O	1:E:123:ILE:HG12	2.00	0.61
1:G:148:ARG:HD3	1:G:156:ILE:HD13	1.83	0.60
1:D:194:VAL:HG13	1:D:198:LEU:HB2	1.83	0.60
1:C:89:TYR:OH	1:C:133:ASN:CB	2.49	0.60
1:G:104:MET:HG2	1:G:120:ASP:HB2	1.82	0.60
1:A:194:VAL:HG13	1:A:198:LEU:HB2	1.82	0.60

Continued on next page...

Continued from previous page...

Atom-1	Atom-2	Interatomic distance (Å)	Clash overlap (Å)
1:A:88:ARG:O	1:A:89:TYR:HB2	2.00	0.60
1:B:120:ASP:O	1:B:123:ILE:HG12	2.00	0.60
1:G:143:THR:HG23	1:G:169:HIS:CE1	2.36	0.60
1:H:93:MET:O	1:H:98:MET:HE2	2.01	0.60
1:F:120:ASP:O	1:F:123:ILE:HG12	2.00	0.60
1:G:148:ARG:HG2	1:G:159:GLU:HB2	1.84	0.60
1:D:104:MET:HG2	1:D:120:ASP:HB2	1.84	0.60
1:D:146:LEU:HD11	1:D:159:GLU:HG3	1.84	0.60
1:E:89:TYR:OH	1:E:133:ASN:CB	2.50	0.60
1:B:94:THR:O	1:B:98:MET:HG3	2.02	0.60
1:C:174:VAL:O	1:C:178:VAL:HG23	2.02	0.60
1:F:163:LEU:O	1:F:166:LEU:HD23	2.02	0.60
1:G:132:ALA:HB3	1:G:198:LEU:HD21	1.84	0.60
1:H:104:MET:HG2	1:H:120:ASP:HB2	1.84	0.60
1:H:89:TYR:OH	1:H:133:ASN:CB	2.49	0.60
1:C:87:SER:O	1:C:88:ARG:HB2	2.01	0.59
1:E:91:THR:HB	1:E:133:ASN:HD21	1.66	0.59
1:D:89:TYR:OH	1:D:133:ASN:CB	2.49	0.59
1:D:148:ARG:HG2	1:D:159:GLU:HB2	1.83	0.59
1:E:194:VAL:HG13	1:E:198:LEU:HB2	1.85	0.59
1:D:174:VAL:O	1:D:178:VAL:HG23	2.02	0.59
1:A:179:GLY:HA2	1:A:182:ILE:HD12	1.84	0.59
1:E:91:THR:HA	1:E:133:ASN:OD1	2.02	0.59
1:C:108:LYS:HD2	1:C:121:GLN:HE21	1.66	0.59
1:C:88:ARG:HG2	1:C:136:VAL:HB	1.82	0.59
1:E:143:THR:HG23	1:E:169:HIS:CE1	2.38	0.59
1:B:105:LEU:O	1:B:107:PRO:HD3	2.03	0.59
1:H:194:VAL:HG13	1:H:198:LEU:HB2	1.84	0.59
1:A:148:ARG:HG2	1:A:159:GLU:HB2	1.85	0.59
1:G:89:TYR:OH	1:G:133:ASN:CB	2.49	0.59
1:A:89:TYR:OH	1:A:133:ASN:CB	2.51	0.58
1:B:146:LEU:HD11	1:B:159:GLU:HG3	1.84	0.58
1:A:102:TRP:CE3	1:A:156:ILE:HG22	2.39	0.58
1:D:187:TRP:CH2	1:G:108:LYS:HE2	2.38	0.58
1:H:124:MET:HG2	1:H:188:ASN:HB3	1.84	0.58
1:B:174:VAL:O	1:B:178:VAL:HG23	2.03	0.58
1:G:91:THR:HB	1:G:133:ASN:ND2	2.18	0.58
1:H:143:THR:HG23	1:H:169:HIS:CE1	2.38	0.58
1:E:104:MET:HG2	1:E:120:ASP:HB2	1.84	0.58
1:E:171:ALA:O	1:E:174:VAL:HB	2.04	0.58
1:H:174:VAL:O	1:H:178:VAL:HG23	2.03	0.58

Continued on next page...

Continued from previous page...

Atom-1	Atom-2	Interatomic distance (Å)	Clash overlap (Å)
1:F:174:VAL:O	1:F:178:VAL:HG23	2.04	0.58
1:D:187:TRP:CZ2	1:G:108:LYS:HE2	2.39	0.58
1:A:163:LEU:O	1:A:166:LEU:HD23	2.04	0.57
1:F:93:MET:O	1:F:98:MET:HE2	2.04	0.57
1:H:163:LEU:O	1:H:166:LEU:HD23	2.04	0.57
1:B:148:ARG:HG2	1:B:159:GLU:HB2	1.85	0.57
1:C:194:VAL:HG13	1:C:198:LEU:HB2	1.85	0.57
1:B:143:THR:HG23	1:B:169:HIS:CE1	2.39	0.57
1:D:148:ARG:HD3	1:D:156:ILE:HD13	1.87	0.57
1:F:194:VAL:HG13	1:F:198:LEU:HB2	1.85	0.57
1:G:94:THR:O	1:G:98:MET:HG3	2.05	0.57
1:B:91:THR:HB	1:B:133:ASN:ND2	2.20	0.57
1:C:104:MET:HG2	1:C:120:ASP:HB2	1.87	0.57
1:B:91:THR:HA	1:B:133:ASN:OD1	2.04	0.57
1:D:187:TRP:CZ2	1:G:108:LYS:HB3	2.39	0.57
1:A:91:THR:HA	1:A:133:ASN:OD1	2.04	0.57
1:H:91:THR:HB	1:H:133:ASN:HD21	1.70	0.57
1:A:114:PRO:HB3	1:A:167:PRO:HB2	1.85	0.57
1:B:106:ILE:HG21	1:B:121:GLN:HB3	1.85	0.57
1:B:164:PRO:O	1:B:166:LEU:HG	2.05	0.57
1:D:143:THR:HG23	1:D:169:HIS:CE1	2.40	0.57
1:D:163:LEU:O	1:D:166:LEU:HD23	2.05	0.57
1:E:163:LEU:O	1:E:166:LEU:HD23	2.05	0.57
1:A:128:ILE:HG22	1:A:129:ILE:N	2.21	0.56
1:A:174:VAL:O	1:A:178:VAL:HG23	2.05	0.56
1:G:105:LEU:HG	1:G:120:ASP:OD2	2.05	0.56
1:H:148:ARG:HD3	1:H:156:ILE:HD13	1.87	0.56
1:H:146:LEU:HD11	1:H:159:GLU:HG3	1.86	0.56
1:H:91:THR:HA	1:H:133:ASN:OD1	2.05	0.56
1:E:146:LEU:HD11	1:E:159:GLU:HG3	1.86	0.56
1:F:148:ARG:HG2	1:F:159:GLU:HB2	1.87	0.56
1:D:114:PRO:HB3	1:D:167:PRO:HB2	1.87	0.56
1:G:164:PRO:O	1:G:166:LEU:HG	2.06	0.56
1:G:146:LEU:HD11	1:G:159:GLU:HG3	1.87	0.56
1:B:194:VAL:HG13	1:B:198:LEU:HB2	1.86	0.56
1:D:91:THR:HB	1:D:133:ASN:HD21	1.69	0.56
1:D:91:THR:HA	1:D:133:ASN:OD1	2.06	0.56
1:B:159:GLU:HG2	1:B:160:ILE:N	2.19	0.56
1:C:91:THR:HB	1:C:133:ASN:HD21	1.70	0.56
1:F:146:LEU:HD11	1:F:159:GLU:HG3	1.87	0.56
1:A:129:ILE:HG13	1:A:130:LEU:N	2.21	0.55

Continued on next page...

Continued from previous page...

Atom-1	Atom-2	Interatomic distance (Å)	Clash overlap (Å)
1:B:105:LEU:HG	1:B:120:ASP:OD2	2.05	0.55
1:C:159:GLU:HG2	1:C:160:ILE:N	2.21	0.55
1:D:124:MET:O	1:D:126:LYS:HG2	2.06	0.55
1:H:159:GLU:HG2	1:H:160:ILE:N	2.21	0.55
1:F:105:LEU:O	1:F:107:PRO:HD3	2.06	0.55
1:E:114:PRO:HB3	1:E:167:PRO:HB2	1.89	0.55
1:E:159:GLU:HG2	1:E:160:ILE:N	2.21	0.55
1:F:159:GLU:HG2	1:F:160:ILE:N	2.21	0.55
1:F:114:PRO:HB3	1:F:167:PRO:HB2	1.88	0.55
1:B:89:TYR:CZ	1:B:133:ASN:HB3	2.41	0.55
1:C:163:LEU:O	1:C:166:LEU:HD23	2.07	0.55
1:H:148:ARG:HG2	1:H:159:GLU:HB2	1.86	0.55
1:A:104:MET:HG2	1:A:120:ASP:HB2	1.89	0.55
1:A:121:GLN:NE2	1:C:108:LYS:HE3	2.22	0.55
1:A:105:LEU:HG	1:A:120:ASP:OD2	2.07	0.55
1:A:146:LEU:HD11	1:A:159:GLU:HG3	1.88	0.55
1:B:114:PRO:HB3	1:B:167:PRO:HB2	1.89	0.55
1:C:148:ARG:HD3	1:C:156:ILE:HD13	1.89	0.55
1:B:138:PHE:CD1	1:C:109:GLN:HB2	2.42	0.54
1:E:128:ILE:HG22	1:E:129:ILE:N	2.21	0.54
1:B:106:ILE:CG2	1:B:121:GLN:HB3	2.37	0.54
1:C:105:LEU:HG	1:C:120:ASP:OD2	2.07	0.54
1:C:91:THR:HA	1:C:133:ASN:OD1	2.08	0.54
1:F:106:ILE:HG21	1:F:121:GLN:HB3	1.89	0.54
1:D:179:GLY:HA2	1:D:182:ILE:HD12	1.90	0.54
1:B:104:MET:HG2	1:B:120:ASP:HB2	1.90	0.54
1:H:105:LEU:O	1:H:107:PRO:HD3	2.08	0.54
1:C:197:THR:O	1:C:200:ARG:HB3	2.08	0.54
1:E:148:ARG:HD3	1:E:156:ILE:HD13	1.89	0.54
1:E:88:ARG:HB2	1:E:136:VAL:O	2.07	0.54
1:C:114:PRO:HB3	1:C:167:PRO:HB2	1.89	0.54
1:G:91:THR:HA	1:G:133:ASN:OD1	2.08	0.54
1:D:132:ALA:HB3	1:D:198:LEU:HD21	1.90	0.54
1:E:124:MET:O	1:E:126:LYS:HG2	2.08	0.54
1:H:114:PRO:HB3	1:H:167:PRO:HB2	1.89	0.54
1:B:148:ARG:HD3	1:B:156:ILE:HD13	1.90	0.53
1:C:129:ILE:HG13	1:C:130:LEU:N	2.23	0.53
1:H:105:LEU:HG	1:H:120:ASP:OD2	2.07	0.53
1:H:89:TYR:CZ	1:H:133:ASN:HB3	2.44	0.53
1:B:132:ALA:HB3	1:B:198:LEU:HD21	1.90	0.53
1:C:105:LEU:O	1:C:107:PRO:HD3	2.09	0.53

Continued on next page...

Continued from previous page...

Atom-1	Atom-2	Interatomic distance (Å)	Clash overlap (Å)
1:D:105:LEU:HG	1:D:120:ASP:OD2	2.08	0.53
1:D:164:PRO:O	1:D:166:LEU:HG	2.08	0.53
1:F:91:THR:HA	1:F:133:ASN:OD1	2.09	0.53
1:G:106:ILE:HG21	1:G:121:GLN:HB3	1.91	0.53
1:G:89:TYR:CZ	1:G:133:ASN:HB3	2.43	0.53
1:A:132:ALA:HB3	1:A:198:LEU:HD21	1.91	0.53
1:F:132:ALA:HB3	1:F:198:LEU:HD21	1.91	0.53
1:G:124:MET:O	1:G:126:LYS:HG2	2.09	0.53
1:H:129:ILE:HG13	1:H:130:LEU:N	2.23	0.53
1:E:105:LEU:HG	1:E:120:ASP:OD2	2.08	0.53
1:F:89:TYR:CZ	1:F:133:ASN:HB3	2.44	0.53
1:G:91:THR:HB	1:G:133:ASN:HD21	1.74	0.53
1:D:89:TYR:CZ	1:D:133:ASN:HB3	2.44	0.53
1:B:147:LEU:HG	1:B:148:ARG:N	2.24	0.52
1:B:138:PHE:CZ	1:C:109:GLN:HG3	2.44	0.52
1:C:171:ALA:O	1:C:174:VAL:HB	2.09	0.52
1:G:159:GLU:HG2	1:G:160:ILE:N	2.23	0.52
1:A:159:GLU:HG2	1:A:160:ILE:N	2.23	0.52
1:C:172:GLU:O	1:C:174:VAL:N	2.43	0.52
1:C:132:ALA:HB3	1:C:198:LEU:HD21	1.90	0.52
1:D:106:ILE:HD12	1:D:122:ALA:HA	1.91	0.52
1:D:196:GLU:O	1:D:199:GLN:HG2	2.09	0.52
1:F:196:GLU:O	1:F:199:GLN:HG2	2.09	0.52
1:A:88:ARG:O	1:A:89:TYR:CB	2.58	0.52
1:D:105:LEU:O	1:D:107:PRO:HD3	2.10	0.52
1:F:106:ILE:CG2	1:F:121:GLN:HB3	2.39	0.52
1:F:110:LYS:HE2	1:H:187:TRP:O	2.09	0.52
1:F:164:PRO:O	1:F:166:LEU:HG	2.09	0.52
1:C:89:TYR:CZ	1:C:133:ASN:HB3	2.45	0.52
1:E:89:TYR:CZ	1:E:133:ASN:HB3	2.44	0.52
1:E:102:TRP:CE3	1:E:156:ILE:HG22	2.44	0.52
1:G:106:ILE:HD12	1:G:122:ALA:HA	1.91	0.52
1:C:106:ILE:HD12	1:C:122:ALA:HA	1.90	0.52
1:C:88:ARG:NE	1:C:136:VAL:HG11	2.25	0.52
1:G:114:PRO:HB3	1:G:167:PRO:HB2	1.92	0.52
1:A:89:TYR:CZ	1:A:133:ASN:HB3	2.45	0.52
1:B:91:THR:HB	1:B:133:ASN:HD21	1.74	0.52
1:D:194:VAL:CG1	1:D:198:LEU:HB2	2.40	0.52
1:G:147:LEU:HG	1:G:148:ARG:N	2.24	0.52
1:B:108:LYS:HD2	1:B:121:GLN:HE21	1.74	0.52
1:F:106:ILE:HD12	1:F:122:ALA:HA	1.91	0.52

Continued on next page...

Continued from previous page...

Atom-1	Atom-2	Interatomic distance (Å)	Clash overlap (Å)
1:C:106:ILE:HG21	1:C:121:GLN:HB3	1.91	0.52
1:C:164:PRO:O	1:C:166:LEU:HG	2.10	0.52
1:G:87:SER:OG	1:G:88:ARG:N	2.36	0.51
1:H:176:ASN:O	1:H:180:VAL:HG23	2.10	0.51
1:B:106:ILE:HD12	1:B:122:ALA:HA	1.91	0.51
1:F:128:ILE:HG22	1:F:129:ILE:N	2.25	0.51
1:G:89:TYR:HD1	1:G:135:SER:HA	1.75	0.51
1:H:124:MET:O	1:H:126:LYS:HG2	2.10	0.51
1:C:132:ALA:HB2	1:C:147:LEU:HD12	1.92	0.51
1:E:129:ILE:HG13	1:E:130:LEU:N	2.25	0.51
1:F:91:THR:HB	1:F:133:ASN:HD21	1.73	0.51
1:H:128:ILE:HG22	1:H:129:ILE:N	2.24	0.51
1:B:124:MET:O	1:B:126:LYS:HG2	2.11	0.51
1:G:105:LEU:O	1:G:107:PRO:HD3	2.10	0.51
1:E:105:LEU:O	1:E:107:PRO:HD3	2.11	0.51
1:E:164:PRO:O	1:E:166:LEU:HG	2.10	0.51
1:F:197:THR:O	1:F:200:ARG:HB3	2.10	0.51
1:B:196:GLU:O	1:B:199:GLN:HG2	2.09	0.51
1:A:197:THR:O	1:A:200:ARG:HB3	2.11	0.51
1:D:129:ILE:HG13	1:D:130:LEU:N	2.25	0.51
1:H:196:GLU:O	1:H:199:GLN:HG2	2.11	0.51
1:F:147:LEU:HG	1:F:148:ARG:N	2.26	0.51
1:H:194:VAL:CG1	1:H:198:LEU:HB2	2.40	0.51
1:B:172:GLU:O	1:B:174:VAL:N	2.44	0.51
1:C:179:GLY:CA	1:C:182:ILE:HD12	2.41	0.51
1:G:129:ILE:HG13	1:G:130:LEU:N	2.25	0.51
1:B:128:ILE:HG22	1:B:129:ILE:N	2.26	0.51
1:E:172:GLU:O	1:E:173:ASP:C	2.49	0.51
1:A:147:LEU:HG	1:A:148:ARG:N	2.25	0.50
1:B:129:ILE:HG13	1:B:130:LEU:N	2.26	0.50
1:H:171:ALA:O	1:H:174:VAL:HB	2.11	0.50
1:B:108:LYS:HE3	1:E:121:GLN:NE2	2.25	0.50
1:D:159:GLU:HG2	1:D:160:ILE:N	2.26	0.50
1:F:172:GLU:O	1:F:173:ASP:C	2.50	0.50
1:G:106:ILE:CG2	1:G:121:GLN:HB3	2.41	0.50
1:G:88:ARG:HH12	1:G:139:ASP:CG	2.13	0.50
1:F:148:ARG:HD3	1:F:156:ILE:HD13	1.92	0.50
1:A:105:LEU:O	1:A:107:PRO:HD3	2.11	0.50
1:F:124:MET:O	1:F:126:LYS:HG2	2.10	0.50
1:E:196:GLU:O	1:E:199:GLN:HG2	2.11	0.50
1:G:128:ILE:HG22	1:G:129:ILE:N	2.26	0.50

Continued on next page...

Continued from previous page...

Atom-1	Atom-2	Interatomic distance (Å)	Clash overlap (Å)
1:B:165:SER:OG	1:B:167:PRO:HD3	2.12	0.50
1:E:106:ILE:HD12	1:E:122:ALA:HA	1.93	0.50
1:E:197:THR:O	1:E:200:ARG:HB3	2.11	0.50
1:H:164:PRO:O	1:H:166:LEU:HG	2.12	0.50
1:A:91:THR:CB	1:A:133:ASN:ND2	2.74	0.50
1:B:123:ILE:N	1:B:123:ILE:HD13	2.27	0.50
1:E:106:ILE:HG21	1:E:121:GLN:HB3	1.94	0.50
1:B:139:ASP:OD1	1:A:121:GLN:CD	2.49	0.50
1:A:196:GLU:O	1:A:199:GLN:HG2	2.11	0.50
1:C:128:ILE:HG22	1:C:129:ILE:N	2.26	0.50
1:B:172:GLU:O	1:B:173:ASP:C	2.48	0.50
1:E:91:THR:CB	1:E:133:ASN:ND2	2.74	0.50
1:H:197:THR:O	1:H:200:ARG:HB3	2.12	0.50
1:C:108:LYS:O	1:C:118:ARG:HA	2.12	0.49
1:D:128:ILE:HG22	1:D:129:ILE:N	2.26	0.49
1:D:93:MET:O	1:D:98:MET:HE2	2.12	0.49
1:A:164:PRO:O	1:A:166:LEU:HG	2.13	0.49
1:D:199:GLN:O	1:D:200:ARG:C	2.51	0.49
1:A:106:ILE:HD12	1:A:122:ALA:HA	1.94	0.49
1:D:171:ALA:O	1:D:174:VAL:HB	2.11	0.49
1:D:197:THR:O	1:D:200:ARG:HB3	2.12	0.49
1:F:108:LYS:O	1:F:118:ARG:HA	2.12	0.49
1:G:172:GLU:O	1:G:173:ASP:C	2.50	0.49
1:H:147:LEU:HG	1:H:148:ARG:N	2.28	0.49
1:G:93:MET:O	1:G:98:MET:HE2	2.13	0.49
1:B:93:MET:O	1:B:98:MET:HE2	2.11	0.49
1:D:102:TRP:CE3	1:D:156:ILE:HG22	2.47	0.49
1:C:172:GLU:O	1:C:173:ASP:C	2.50	0.49
1:C:88:ARG:CZ	1:C:136:VAL:HG11	2.43	0.49
1:D:172:GLU:O	1:D:173:ASP:C	2.50	0.49
1:E:147:LEU:HG	1:E:148:ARG:N	2.27	0.49
1:B:200:ARG:HH21	1:A:123:ILE:HD12	1.78	0.49
1:B:138:PHE:CE1	1:C:109:GLN:CB	2.89	0.49
1:C:102:TRP:CE3	1:C:156:ILE:HG22	2.48	0.49
1:A:105:LEU:HD12	1:A:122:ALA:HB3	1.94	0.49
1:G:179:GLY:CA	1:G:182:ILE:HD12	2.42	0.49
1:A:106:ILE:HG21	1:A:121:GLN:HB3	1.94	0.48
1:G:194:VAL:CG1	1:G:198:LEU:HB2	2.42	0.48
1:A:148:ARG:HD3	1:A:156:ILE:HD13	1.95	0.48
1:G:114:PRO:HA	1:G:163:LEU:HD12	1.95	0.48
1:H:179:GLY:CA	1:H:182:ILE:HD12	2.43	0.48

Continued on next page...

Continued from previous page...

Atom-1	Atom-2	Interatomic distance (Å)	Clash overlap (Å)
1:A:194:VAL:CG1	1:A:198:LEU:HB2	2.43	0.48
1:G:171:ALA:O	1:G:174:VAL:HB	2.13	0.48
1:H:106:ILE:HD12	1:H:122:ALA:HA	1.94	0.48
1:C:106:ILE:CG2	1:C:121:GLN:HB3	2.42	0.48
1:C:196:GLU:O	1:C:199:GLN:HG2	2.13	0.48
1:D:106:ILE:HG21	1:D:121:GLN:HB3	1.94	0.48
1:D:129:ILE:HD12	1:D:193:ARG:C	2.34	0.48
1:H:89:TYR:HD1	1:H:135:SER:HA	1.78	0.48
1:H:106:ILE:HG21	1:H:121:GLN:HB3	1.94	0.48
1:A:132:ALA:HB2	1:A:147:LEU:HD12	1.96	0.48
1:A:172:GLU:O	1:A:173:ASP:C	2.51	0.48
1:F:105:LEU:HG	1:F:120:ASP:OD2	2.13	0.48
1:F:194:VAL:CG1	1:F:198:LEU:HB2	2.43	0.48
1:A:123:ILE:HD13	1:A:123:ILE:N	2.29	0.48
1:A:128:ILE:CG2	1:A:129:ILE:N	2.77	0.48
1:B:197:THR:O	1:B:200:ARG:HB3	2.12	0.48
1:G:172:GLU:O	1:G:174:VAL:N	2.47	0.48
1:H:114:PRO:HA	1:H:163:LEU:HD12	1.95	0.48
1:A:129:ILE:HD12	1:A:193:ARG:C	2.34	0.48
1:E:106:ILE:CG2	1:E:121:GLN:HB3	2.44	0.48
1:G:201:PHE:HA	1:G:202:ALA:HA	1.65	0.48
1:F:129:ILE:HG13	1:F:130:LEU:N	2.27	0.48
1:D:114:PRO:HA	1:D:163:LEU:HD12	1.96	0.48
1:E:176:ASN:O	1:E:180:VAL:HG23	2.13	0.48
1:G:172:GLU:C	1:G:174:VAL:N	2.67	0.48
1:H:116:CYS:SG	1:H:118:ARG:CZ	3.02	0.48
1:B:140:ARG:HD2	1:A:124:MET:SD	2.54	0.47
1:C:105:LEU:HG	1:C:105:LEU:H	1.52	0.47
1:D:91:THR:CB	1:D:133:ASN:ND2	2.77	0.47
1:G:108:LYS:O	1:G:118:ARG:HA	2.14	0.47
1:B:105:LEU:HD12	1:B:122:ALA:HB3	1.95	0.47
1:C:91:THR:CB	1:C:133:ASN:ND2	2.77	0.47
1:F:114:PRO:HA	1:F:163:LEU:HD12	1.95	0.47
1:B:171:ALA:O	1:B:174:VAL:HB	2.14	0.47
1:D:108:LYS:CD	1:D:121:GLN:HB2	2.44	0.47
1:D:108:LYS:O	1:D:118:ARG:HA	2.15	0.47
1:A:199:GLN:O	1:A:200:ARG:C	2.53	0.47
1:B:89:TYR:HD1	1:B:135:SER:HA	1.79	0.47
1:B:114:PRO:HA	1:B:163:LEU:HD12	1.95	0.47
1:B:176:ASN:O	1:B:180:VAL:HG23	2.15	0.47
1:C:124:MET:O	1:C:126:LYS:HG2	2.14	0.47

Continued on next page...

Continued from previous page...

Atom-1	Atom-2	Interatomic distance (Å)	Clash overlap (Å)
1:E:165:SER:OG	1:E:167:PRO:HD3	2.15	0.47
1:F:89:TYR:HD1	1:F:135:SER:HA	1.80	0.47
1:F:102:TRP:CE3	1:F:156:ILE:HG22	2.49	0.47
1:G:196:GLU:O	1:G:199:GLN:HG2	2.13	0.47
1:H:172:GLU:O	1:H:173:ASP:C	2.52	0.47
1:G:197:THR:O	1:G:200:ARG:HB3	2.15	0.47
1:B:129:ILE:HD12	1:B:193:ARG:C	2.35	0.47
1:C:194:VAL:CG1	1:C:198:LEU:HB2	2.44	0.47
1:C:88:ARG:NH1	1:C:139:ASP:OD1	2.46	0.47
1:E:194:VAL:CG1	1:E:198:LEU:HB2	2.43	0.47
1:H:123:ILE:HD13	1:H:123:ILE:N	2.29	0.47
1:A:89:TYR:HD1	1:A:135:SER:HA	1.80	0.47
1:A:135:SER:HB3	1:A:145:ILE:HD11	1.96	0.47
1:H:165:SER:OG	1:H:167:PRO:HD3	2.15	0.47
1:B:179:GLY:CA	1:B:182:ILE:HD12	2.44	0.47
1:F:165:SER:OG	1:F:167:PRO:HD3	2.14	0.47
1:H:91:THR:CB	1:H:133:ASN:ND2	2.78	0.47
1:A:134:PHE:HZ	1:A:198:LEU:HD23	1.79	0.47
1:B:194:VAL:CG1	1:B:198:LEU:HB2	2.45	0.47
1:D:147:LEU:HG	1:D:148:ARG:N	2.29	0.47
1:B:116:CYS:HB3	1:B:118:ARG:HH12	1.80	0.47
1:A:121:GLN:HE22	1:C:108:LYS:HE3	1.79	0.47
1:C:114:PRO:HA	1:C:163:LEU:HD12	1.97	0.47
1:G:108:LYS:CD	1:G:121:GLN:HB2	2.44	0.47
1:G:201:PHE:HD1	1:G:201:PHE:HA	1.63	0.47
1:B:134:PHE:HZ	1:B:198:LEU:HD23	1.80	0.46
1:C:89:TYR:HD1	1:C:135:SER:HA	1.79	0.46
1:C:172:GLU:C	1:C:174:VAL:N	2.65	0.46
1:F:134:PHE:HZ	1:F:198:LEU:HD23	1.79	0.46
1:A:90:LEU:CD1	1:A:91:THR:N	2.71	0.46
1:B:93:MET:HA	1:B:97:GLU:OE1	2.15	0.46
1:E:147:LEU:HD23	1:E:147:LEU:C	2.36	0.46
1:E:172:GLU:O	1:E:174:VAL:N	2.48	0.46
1:F:199:GLN:O	1:F:200:ARG:C	2.54	0.46
1:H:172:GLU:O	1:H:174:VAL:N	2.48	0.46
1:B:102:TRP:CE3	1:B:156:ILE:HG22	2.50	0.46
1:C:199:GLN:O	1:C:200:ARG:C	2.53	0.46
1:D:132:ALA:HB2	1:D:147:LEU:HD12	1.98	0.46
1:E:172:GLU:C	1:E:174:VAL:N	2.68	0.46
1:E:201:PHE:HA	1:E:202:ALA:HA	1.65	0.46
1:H:108:LYS:O	1:H:118:ARG:HA	2.16	0.46

Continued on next page...

Continued from previous page...

Atom-1	Atom-2	Interatomic distance (Å)	Clash overlap (Å)
1:D:108:LYS:HD2	1:D:121:GLN:HB2	1.98	0.46
1:E:128:ILE:CG2	1:E:129:ILE:N	2.78	0.46
1:G:176:ASN:O	1:G:180:VAL:HG23	2.15	0.46
1:H:106:ILE:CG2	1:H:121:GLN:HB3	2.45	0.46
1:A:171:ALA:O	1:A:174:VAL:HB	2.15	0.46
1:B:201:PHE:HA	1:B:202:ALA:HA	1.65	0.46
1:C:116:CYS:HB3	1:C:118:ARG:HH12	1.81	0.46
1:C:87:SER:O	1:C:88:ARG:CB	2.62	0.46
1:D:106:ILE:CG2	1:D:121:GLN:HB3	2.46	0.46
1:F:108:LYS:CD	1:F:121:GLN:HB2	2.46	0.46
1:F:196:GLU:O	1:F:197:THR:C	2.54	0.46
1:G:108:LYS:HD2	1:G:121:GLN:HB2	1.98	0.46
1:G:129:ILE:HD12	1:G:193:ARG:C	2.35	0.46
1:F:110:LYS:CE	1:H:187:TRP:O	2.64	0.46
1:A:105:LEU:HG	1:A:105:LEU:H	1.53	0.46
1:D:132:ALA:O	1:D:133:ASN:OD1	2.34	0.46
1:F:171:ALA:O	1:F:174:VAL:HB	2.16	0.46
1:G:165:SER:OG	1:G:167:PRO:HD3	2.16	0.46
1:A:176:ASN:O	1:A:180:VAL:HG23	2.15	0.46
1:A:201:PHE:HA	1:A:202:ALA:HA	1.63	0.46
1:B:132:ALA:HB2	1:B:147:LEU:HD12	1.98	0.46
1:C:105:LEU:HD12	1:C:122:ALA:HB3	1.98	0.46
1:E:114:PRO:HA	1:E:163:LEU:HD12	1.98	0.46
1:E:89:TYR:HD1	1:E:135:SER:HA	1.80	0.46
1:H:102:TRP:CE3	1:H:156:ILE:HG22	2.51	0.46
1:C:108:LYS:CD	1:C:121:GLN:HB2	2.46	0.46
1:D:201:PHE:HA	1:D:202:ALA:HA	1.69	0.46
1:F:132:ALA:HB2	1:F:147:LEU:HD12	1.97	0.46
1:F:172:GLU:O	1:F:174:VAL:N	2.49	0.46
1:A:172:GLU:O	1:A:174:VAL:N	2.49	0.45
1:A:93:MET:O	1:A:98:MET:HE2	2.16	0.45
1:D:172:GLU:O	1:D:174:VAL:N	2.49	0.45
1:E:132:ALA:O	1:E:133:ASN:OD1	2.33	0.45
1:F:201:PHE:HA	1:F:202:ALA:HA	1.67	0.45
1:D:110:LYS:NZ	1:G:187:TRP:O	2.47	0.45
1:H:172:GLU:C	1:H:174:VAL:N	2.68	0.45
1:H:199:GLN:O	1:H:200:ARG:C	2.54	0.45
1:D:92:ASP:N	1:D:133:ASN:OD1	2.44	0.45
1:D:89:TYR:HD1	1:D:135:SER:HA	1.81	0.45
1:G:98:MET:CE	1:G:133:ASN:ND2	2.79	0.45
1:H:105:LEU:HD12	1:H:122:ALA:HB3	1.96	0.45

Continued on next page...

Continued from previous page...

Atom-1	Atom-2	Interatomic distance (Å)	Clash overlap (Å)
1:A:114:PRO:HA	1:A:163:LEU:HD12	1.97	0.45
1:A:113:GLY:HA3	1:A:114:PRO:HD3	1.81	0.45
1:A:147:LEU:C	1:A:147:LEU:HD23	2.36	0.45
1:B:108:LYS:O	1:B:118:ARG:HA	2.16	0.45
1:A:187:TRP:CZ2	1:C:108:LYS:HB3	2.51	0.45
1:B:172:GLU:C	1:B:174:VAL:N	2.67	0.45
1:B:199:GLN:O	1:B:200:ARG:C	2.55	0.45
1:C:135:SER:HB3	1:C:145:ILE:HD11	1.97	0.45
1:H:128:ILE:CG2	1:H:129:ILE:N	2.80	0.45
1:A:106:ILE:CG2	1:A:121:GLN:HB3	2.47	0.45
1:B:139:ASP:CG	1:A:121:GLN:CD	2.76	0.45
1:C:133:ASN:O	1:C:144:LEU:HD12	2.17	0.45
1:E:108:LYS:O	1:E:118:ARG:HA	2.17	0.45
1:F:104:MET:HB2	1:F:104:MET:HE3	1.87	0.45
1:F:110:LYS:HG2	1:F:111:VAL:N	2.32	0.45
1:G:132:ALA:HB2	1:G:147:LEU:HD12	1.99	0.45
1:F:106:ILE:CG1	1:F:122:ALA:HB2	2.44	0.45
1:G:105:LEU:HD12	1:G:122:ALA:HB3	1.99	0.45
1:H:116:CYS:SG	1:H:118:ARG:NH1	2.90	0.45
1:A:174:VAL:O	1:A:175:LYS:C	2.55	0.45
1:B:196:GLU:O	1:B:197:THR:C	2.55	0.45
1:F:201:PHE:HA	1:F:201:PHE:HD1	1.66	0.45
1:H:166:LEU:N	1:H:167:PRO:HD3	2.32	0.45
1:A:108:LYS:O	1:A:118:ARG:HA	2.17	0.44
1:A:124:MET:O	1:A:126:LYS:HG2	2.16	0.44
1:A:93:MET:HA	1:A:97:GLU:OE1	2.17	0.44
1:D:123:ILE:HD13	1:D:123:ILE:N	2.32	0.44
1:E:116:CYS:HB3	1:E:118:ARG:HH12	1.81	0.44
1:E:166:LEU:N	1:E:167:PRO:HD3	2.32	0.44
1:F:123:ILE:N	1:F:123:ILE:HD13	2.32	0.44
1:H:98:MET:CE	1:H:133:ASN:ND2	2.80	0.44
1:F:91:THR:CB	1:F:133:ASN:ND2	2.80	0.44
1:F:179:GLY:CA	1:F:182:ILE:HD12	2.46	0.44
1:F:93:MET:HA	1:F:97:GLU:OE1	2.17	0.44
1:G:123:ILE:HD13	1:G:123:ILE:N	2.32	0.44
1:B:147:LEU:HD23	1:B:147:LEU:C	2.38	0.44
1:C:176:ASN:O	1:C:180:VAL:HG23	2.17	0.44
1:E:199:GLN:O	1:E:200:ARG:C	2.56	0.44
1:F:116:CYS:HB3	1:F:118:ARG:HH12	1.82	0.44
1:F:135:SER:HB3	1:F:145:ILE:HD11	1.99	0.44
1:H:132:ALA:HB2	1:H:147:LEU:HD12	1.99	0.44

Continued on next page...

Continued from previous page...

Atom-1	Atom-2	Interatomic distance (Å)	Clash overlap (Å)
1:B:88:ARG:O	1:B:89:TYR:HB2	2.17	0.44
1:D:105:LEU:HD12	1:D:122:ALA:HB3	1.99	0.44
1:H:135:SER:HB3	1:H:145:ILE:HD11	1.99	0.44
1:A:198:LEU:O	1:A:201:PHE:N	2.51	0.44
1:C:147:LEU:HG	1:C:148:ARG:N	2.33	0.44
1:D:176:ASN:O	1:D:180:VAL:HG23	2.18	0.44
1:E:113:GLY:HA3	1:E:114:PRO:HD3	1.83	0.44
1:H:93:MET:C	1:H:98:MET:HE2	2.38	0.44
1:A:133:ASN:O	1:A:144:LEU:HD12	2.18	0.44
1:A:165:SER:OG	1:A:167:PRO:HD3	2.17	0.44
1:D:165:SER:OG	1:D:167:PRO:HD3	2.18	0.44
1:D:172:GLU:C	1:D:174:VAL:N	2.70	0.44
1:F:176:ASN:O	1:F:180:VAL:HG23	2.18	0.44
1:C:201:PHE:HA	1:C:202:ALA:HA	1.63	0.44
1:F:108:LYS:HD2	1:F:121:GLN:HB2	1.99	0.44
1:D:88:ARG:HH22	1:D:138:PHE:HA	1.81	0.44
1:D:198:LEU:O	1:D:201:PHE:N	2.51	0.44
1:F:105:LEU:H	1:F:105:LEU:HG	1.54	0.44
1:G:134:PHE:HZ	1:G:198:LEU:HD23	1.81	0.44
1:B:90:LEU:CD1	1:B:91:THR:N	2.72	0.44
1:C:123:ILE:HD13	1:C:123:ILE:N	2.33	0.44
1:C:93:MET:O	1:C:98:MET:HE2	2.17	0.44
1:D:166:LEU:N	1:D:167:PRO:HD3	2.33	0.44
1:E:132:ALA:CB	1:E:198:LEU:HD21	2.47	0.44
1:F:132:ALA:O	1:F:133:ASN:OD1	2.35	0.44
1:G:177:ALA:O	1:G:180:VAL:HB	2.18	0.44
1:H:147:LEU:HD23	1:H:147:LEU:C	2.38	0.44
1:A:172:GLU:C	1:A:174:VAL:N	2.71	0.43
1:C:128:ILE:CG2	1:C:129:ILE:N	2.81	0.43
1:E:134:PHE:HZ	1:E:198:LEU:HD23	1.81	0.43
1:D:128:ILE:CG2	1:D:129:ILE:N	2.81	0.43
1:E:93:MET:O	1:E:98:MET:HE2	2.17	0.43
1:H:177:ALA:O	1:H:180:VAL:HB	2.18	0.43
1:C:134:PHE:HZ	1:C:198:LEU:HD23	1.83	0.43
1:D:135:SER:HB3	1:D:145:ILE:HD11	2.00	0.43
1:E:93:MET:HA	1:E:97:GLU:OE1	2.18	0.43
1:B:166:LEU:N	1:B:167:PRO:HD3	2.34	0.43
1:G:132:ALA:O	1:G:133:ASN:OD1	2.37	0.43
1:G:166:LEU:N	1:G:167:PRO:HD3	2.33	0.43
1:B:105:LEU:HG	1:B:105:LEU:H	1.55	0.43
1:C:129:ILE:HD12	1:C:193:ARG:C	2.39	0.43

Continued on next page...

Continued from previous page...

Atom-1	Atom-2	Interatomic distance (Å)	Clash overlap (Å)
1:C:174:VAL:O	1:C:175:LYS:C	2.57	0.43
1:E:108:LYS:CD	1:E:121:GLN:HB2	2.49	0.43
1:H:90:LEU:CD1	1:H:91:THR:N	2.73	0.43
1:A:116:CYS:HB3	1:A:118:ARG:HH12	1.84	0.43
1:C:106:ILE:HD12	1:C:122:ALA:CA	2.48	0.43
1:E:105:LEU:HD12	1:E:122:ALA:HB3	2.01	0.43
1:E:179:GLY:CA	1:E:182:ILE:HD12	2.46	0.43
1:F:172:GLU:C	1:F:174:VAL:N	2.69	0.43
1:F:129:ILE:HD12	1:F:193:ARG:C	2.39	0.43
1:H:132:ALA:O	1:H:133:ASN:OD1	2.36	0.43
1:B:106:ILE:HD12	1:B:122:ALA:CA	2.48	0.43
1:D:196:GLU:O	1:D:197:THR:C	2.57	0.43
1:F:108:LYS:HE2	1:F:108:LYS:HB3	1.83	0.43
1:G:135:SER:HB3	1:G:145:ILE:HD11	2.00	0.43
1:H:129:ILE:HD12	1:H:193:ARG:C	2.39	0.43
1:A:151:THR:CG2	1:A:155:ALA:HB3	2.49	0.43
1:C:147:LEU:C	1:C:147:LEU:HD23	2.39	0.43
1:C:196:GLU:O	1:C:197:THR:C	2.56	0.43
1:G:165:SER:C	1:G:167:PRO:HD3	2.38	0.43
1:F:106:ILE:HD12	1:F:122:ALA:CA	2.48	0.43
1:A:98:MET:CE	1:A:133:ASN:ND2	2.82	0.43
1:D:177:ALA:O	1:D:180:VAL:HB	2.19	0.43
1:G:102:TRP:CE3	1:G:156:ILE:HG22	2.54	0.43
1:G:199:GLN:O	1:G:200:ARG:C	2.57	0.43
1:H:201:PHE:HD1	1:H:201:PHE:HA	1.65	0.42
1:H:93:MET:HA	1:H:97:GLU:OE1	2.19	0.42
1:E:92:ASP:N	1:E:133:ASN:OD1	2.45	0.42
1:F:166:LEU:N	1:F:167:PRO:HD3	2.34	0.42
1:F:198:LEU:O	1:F:201:PHE:N	2.52	0.42
1:G:105:LEU:H	1:G:105:LEU:HG	1.55	0.42
1:D:187:TRP:HH2	1:G:108:LYS:HB3	1.73	0.42
1:G:91:THR:CB	1:G:133:ASN:ND2	2.81	0.42
1:G:147:LEU:HD23	1:G:147:LEU:C	2.40	0.42
1:A:166:LEU:N	1:A:167:PRO:HD3	2.34	0.42
1:G:93:MET:HA	1:G:97:GLU:OE1	2.19	0.42
1:A:108:LYS:CD	1:A:121:GLN:HB2	2.50	0.42
1:C:165:SER:OG	1:C:167:PRO:HD3	2.19	0.42
1:E:132:ALA:HB2	1:E:147:LEU:HD12	2.01	0.42
1:G:132:ALA:CB	1:G:198:LEU:HD21	2.50	0.42
1:H:88:ARG:O	1:H:89:TYR:HB2	2.20	0.42
1:B:114:PRO:C	1:B:163:LEU:HG	2.40	0.42

Continued on next page...

Continued from previous page...

Atom-1	Atom-2	Interatomic distance (Å)	Clash overlap (Å)
1:C:98:MET:CE	1:C:133:ASN:ND2	2.83	0.42
1:E:174:VAL:O	1:E:175:LYS:C	2.58	0.42
1:B:198:LEU:O	1:B:199:GLN:C	2.58	0.42
1:C:93:MET:HA	1:C:97:GLU:OE1	2.19	0.42
1:E:105:LEU:H	1:E:105:LEU:HG	1.51	0.42
1:F:128:ILE:CG2	1:F:129:ILE:N	2.82	0.42
1:A:132:ALA:O	1:A:133:ASN:OD1	2.37	0.42
1:E:199:GLN:OE1	1:H:105:LEU:HB3	2.19	0.42
1:E:200:ARG:NE	1:H:106:ILE:HD11	2.33	0.42
1:H:108:LYS:CD	1:H:121:GLN:HB2	2.50	0.42
1:D:110:LYS:CE	1:G:187:TRP:O	2.68	0.42
1:G:104:MET:HE3	1:G:104:MET:HB2	1.87	0.42
1:B:138:PHE:CZ	1:C:109:GLN:CG	3.03	0.41
1:F:181:LEU:O	1:F:185:LEU:HG	2.20	0.41
1:G:178:VAL:O	1:G:179:GLY:C	2.58	0.41
1:B:128:ILE:CG2	1:B:129:ILE:N	2.83	0.41
1:B:91:THR:CB	1:B:133:ASN:ND2	2.83	0.41
1:D:133:ASN:O	1:D:144:LEU:HD12	2.20	0.41
1:D:181:LEU:O	1:D:185:LEU:HG	2.20	0.41
1:F:113:GLY:HA3	1:F:114:PRO:HD3	1.84	0.41
1:C:166:LEU:N	1:C:167:PRO:HD3	2.35	0.41
1:C:198:LEU:O	1:C:199:GLN:C	2.59	0.41
1:E:135:SER:HB3	1:E:145:ILE:HD11	2.01	0.41
1:E:196:GLU:O	1:E:197:THR:C	2.58	0.41
1:G:88:ARG:O	1:G:89:TYR:HB2	2.20	0.41
1:H:113:GLY:HA3	1:H:114:PRO:HD3	1.82	0.41
1:B:108:LYS:CD	1:B:121:GLN:HB2	2.50	0.41
1:E:201:PHE:HA	1:E:201:PHE:HD1	1.64	0.41
1:B:108:LYS:HE2	1:B:108:LYS:HB3	1.84	0.41
1:E:165:SER:C	1:E:167:PRO:HD3	2.41	0.41
1:G:128:ILE:CG2	1:G:129:ILE:N	2.83	0.41
1:H:133:ASN:O	1:H:144:LEU:HD12	2.21	0.41
1:D:93:MET:HA	1:D:97:GLU:OE1	2.20	0.41
1:E:98:MET:CE	1:E:133:ASN:ND2	2.84	0.41
1:F:90:LEU:CD1	1:F:91:THR:N	2.76	0.41
1:G:196:GLU:O	1:G:197:THR:C	2.58	0.41
1:H:165:SER:C	1:H:167:PRO:HD3	2.41	0.41
1:H:134:PHE:HZ	1:H:198:LEU:HD23	1.85	0.41
1:C:132:ALA:O	1:C:133:ASN:OD1	2.38	0.41
1:D:132:ALA:HB2	1:D:147:LEU:HB2	2.03	0.41
1:F:132:ALA:HB2	1:F:147:LEU:HB2	2.02	0.41

Continued on next page...

Continued from previous page...

Atom-1	Atom-2	Interatomic distance (Å)	Clash overlap (Å)
1:B:98:MET:SD	1:B:133:ASN:ND2	2.94	0.41
1:B:165:SER:C	1:B:167:PRO:HD3	2.41	0.41
1:B:88:ARG:NH2	1:B:138:PHE:H	2.17	0.41
1:D:116:CYS:HB3	1:D:118:ARG:HH12	1.86	0.41
1:D:98:MET:CE	1:D:133:ASN:ND2	2.83	0.41
1:E:198:LEU:O	1:E:199:GLN:C	2.59	0.41
1:G:174:VAL:O	1:G:175:LYS:C	2.59	0.41
1:A:108:LYS:HE2	1:A:108:LYS:HB3	1.84	0.41
1:C:108:LYS:HD2	1:C:121:GLN:HB2	2.02	0.41
1:C:198:LEU:O	1:C:201:PHE:N	2.54	0.41
1:A:179:GLY:CA	1:A:182:ILE:HD12	2.49	0.41
1:B:110:LYS:HG2	1:B:111:VAL:N	2.35	0.41
1:F:198:LEU:O	1:F:199:GLN:C	2.59	0.41
1:H:201:PHE:HA	1:H:202:ALA:HA	1.66	0.41
1:E:153:GLU:N	1:E:153:GLU:OE1	2.51	0.41
1:E:114:PRO:C	1:E:163:LEU:HG	2.42	0.41
1:F:98:MET:SD	1:F:133:ASN:ND2	2.95	0.41
1:E:123:ILE:HD13	1:E:123:ILE:N	2.36	0.40
1:G:106:ILE:HD12	1:G:122:ALA:CA	2.51	0.40
1:G:161:SER:HA	1:G:162:PRO:HD3	1.97	0.40
1:A:114:PRO:C	1:A:163:LEU:HG	2.41	0.40
1:A:198:LEU:O	1:A:199:GLN:C	2.60	0.40
1:B:133:ASN:O	1:B:144:LEU:HD12	2.21	0.40
1:C:181:LEU:O	1:C:185:LEU:HG	2.22	0.40
1:D:110:LYS:HG2	1:D:111:VAL:N	2.36	0.40
1:F:98:MET:CE	1:F:133:ASN:ND2	2.84	0.40
1:H:153:GLU:N	1:H:153:GLU:OE1	2.53	0.40
1:H:132:ALA:CB	1:H:198:LEU:HD21	2.49	0.40
1:B:177:ALA:O	1:B:180:VAL:HB	2.21	0.40
1:D:106:ILE:HD12	1:D:122:ALA:CA	2.51	0.40
1:F:105:LEU:HD12	1:F:122:ALA:HB3	2.03	0.40
1:E:110:LYS:HG2	1:E:111:VAL:N	2.36	0.40
1:E:181:LEU:O	1:E:185:LEU:HG	2.21	0.40
1:F:177:ALA:O	1:F:180:VAL:HB	2.22	0.40
1:H:174:VAL:O	1:H:175:LYS:C	2.60	0.40
1:A:110:LYS:HG2	1:A:111:VAL:N	2.37	0.40
1:A:143:THR:HG23	1:A:169:HIS:NE2	2.37	0.40
1:B:139:ASP:HA	1:A:106:ILE:CD1	2.51	0.40
1:B:174:VAL:O	1:B:175:LYS:C	2.59	0.40
1:C:92:ASP:N	1:C:133:ASN:OD1	2.46	0.40
1:C:201:PHE:HD1	1:C:201:PHE:HA	1.65	0.40

Continued on next page...

Continued from previous page...

Atom-1	Atom-2	Interatomic distance (Å)	Clash overlap (Å)
1:F:114:PRO:C	1:F:163:LEU:HG	2.42	0.40
1:G:198:LEU:O	1:G:199:GLN:C	2.59	0.40

There are no symmetry-related clashes.

5.3 Torsion angles [i](#)

5.3.1 Protein backbone [i](#)

In the following table, the Percentiles column shows the percent Ramachandran outliers of the chain as a percentile score with respect to all X-ray entries followed by that with respect to entries of similar resolution.

The Analysed column shows the number of residues for which the backbone conformation was analysed, and the total number of residues.

Mol	Chain	Analysed	Favoured	Allowed	Outliers	Percentiles	
1	A	114/152 (75%)	88 (77%)	22 (19%)	4 (4%)	4	28
1	B	114/152 (75%)	89 (78%)	22 (19%)	3 (3%)	6	36
1	C	114/152 (75%)	89 (78%)	22 (19%)	3 (3%)	6	36
1	D	114/152 (75%)	89 (78%)	21 (18%)	4 (4%)	4	28
1	E	114/152 (75%)	88 (77%)	23 (20%)	3 (3%)	6	36
1	F	112/152 (74%)	88 (79%)	22 (20%)	2 (2%)	10	47
1	G	114/152 (75%)	89 (78%)	22 (19%)	3 (3%)	6	36
1	H	114/152 (75%)	87 (76%)	25 (22%)	2 (2%)	10	47
All	All	910/1216 (75%)	707 (78%)	179 (20%)	24 (3%)	6	36

All (24) Ramachandran outliers are listed below:

Mol	Chain	Res	Type
1	A	89	TYR
1	D	88	ARG
1	D	89	TYR
1	C	88	ARG
1	E	88	ARG
1	E	174	VAL
1	G	88	ARG
1	B	89	TYR

Continued on next page...

Continued from previous page...

Mol	Chain	Res	Type
1	B	174	VAL
1	A	88	ARG
1	A	174	VAL
1	C	176	ASN
1	D	174	VAL
1	F	174	VAL
1	G	176	ASN
1	H	174	VAL
1	H	176	ASN
1	B	176	ASN
1	A	176	ASN
1	C	174	VAL
1	D	176	ASN
1	E	176	ASN
1	F	176	ASN
1	G	174	VAL

5.3.2 Protein sidechains ⓘ

In the following table, the Percentiles column shows the percent sidechain outliers of the chain as a percentile score with respect to all X-ray entries followed by that with respect to entries of similar resolution.

The Analysed column shows the number of residues for which the sidechain conformation was analysed, and the total number of residues.

Mol	Chain	Analysed	Rotameric	Outliers	Percentiles	
1	A	101/132 (76%)	99 (98%)	2 (2%)	60	86
1	B	101/132 (76%)	99 (98%)	2 (2%)	60	86
1	C	101/132 (76%)	99 (98%)	2 (2%)	60	86
1	D	101/132 (76%)	96 (95%)	5 (5%)	28	67
1	E	101/132 (76%)	99 (98%)	2 (2%)	60	86
1	F	99/132 (75%)	96 (97%)	3 (3%)	46	79
1	G	101/132 (76%)	99 (98%)	2 (2%)	60	86
1	H	101/132 (76%)	100 (99%)	1 (1%)	80	93
All	All	806/1056 (76%)	787 (98%)	19 (2%)	54	84

All (19) residues with a non-rotameric sidechain are listed below:

Mol	Chain	Res	Type
1	B	105	LEU
1	B	201	PHE
1	A	105	LEU
1	A	201	PHE
1	C	105	LEU
1	C	201	PHE
1	D	87	SER
1	D	88	ARG
1	D	105	LEU
1	D	147	LEU
1	D	201	PHE
1	E	105	LEU
1	E	201	PHE
1	F	105	LEU
1	F	147	LEU
1	F	201	PHE
1	G	105	LEU
1	G	201	PHE
1	H	201	PHE

Some sidechains can be flipped to improve hydrogen bonding and reduce clashes. There are no such sidechains identified.

5.3.3 RNA [i](#)

There are no RNA molecules in this entry.

5.4 Non-standard residues in protein, DNA, RNA chains [i](#)

There are no non-standard protein/DNA/RNA residues in this entry.

5.5 Carbohydrates [i](#)

There are no carbohydrates in this entry.

5.6 Ligand geometry [i](#)

There are no ligands in this entry.

5.7 Other polymers [i](#)

There are no such residues in this entry.

5.8 Polymer linkage issues [i](#)

There are no chain breaks in this entry.

6 Fit of model and data [i](#)

6.1 Protein, DNA and RNA chains [i](#)

In the following table, the column labelled ‘#RSRZ> 2’ contains the number (and percentage) of RSRZ outliers, followed by percent RSRZ outliers for the chain as percentile scores relative to all X-ray entries and entries of similar resolution. The OWAB column contains the minimum, median, 95th percentile and maximum values of the occupancy-weighted average B-factor per residue. The column labelled ‘Q< 0.9’ lists the number of (and percentage) of residues with an average occupancy less than 0.9.

Mol	Chain	Analysed	<RSRZ>	#RSRZ>2	OWAB(Å ²)	Q<0.9
1	A	116/152 (76%)	-0.46	0 100 100	45, 73, 118, 160	1 (0%)
1	B	116/152 (76%)	-0.43	0 100 100	42, 76, 120, 163	1 (0%)
1	C	116/152 (76%)	-0.50	0 100 100	41, 79, 122, 153	1 (0%)
1	D	116/152 (76%)	-0.50	0 100 100	45, 80, 119, 153	0
1	E	116/152 (76%)	-0.47	0 100 100	47, 80, 126, 156	0
1	F	114/152 (75%)	-0.53	0 100 100	46, 80, 120, 148	0
1	G	116/152 (76%)	-0.50	0 100 100	44, 85, 124, 165	1 (0%)
1	H	116/152 (76%)	-0.50	0 100 100	52, 84, 126, 163	1 (0%)
All	All	926/1216 (76%)	-0.49	0 100 100	41, 80, 123, 165	5 (0%)

There are no RSRZ outliers to report.

6.2 Non-standard residues in protein, DNA, RNA chains [i](#)

There are no non-standard protein/DNA/RNA residues in this entry.

6.3 Carbohydrates [i](#)

There are no carbohydrates in this entry.

6.4 Ligands [i](#)

There are no ligands in this entry.

6.5 Other polymers [i](#)

There are no such residues in this entry.