



Full wwPDB X-ray Structure Validation Report ⓘ

Dec 21, 2017 – 05:28 PM EST

PDB ID : 5OBM
Title : Crystal structure of Gentamicin bound to the yeast 80S ribosome
Authors : Prokhorova, I.; Djumagulov, M.; Urzhumtsev, A.; Yusupov, M.; Yusupova, G.
Deposited on : 2017-06-28
Resolution : 3.40 Å(reported)

This is a Full wwPDB X-ray Structure Validation Report for a publicly released PDB entry.

We welcome your comments at validation@mail.wwpdb.org

A user guide is available at

<http://wwpdb.org/validation/2016/XrayValidationReportHelp>

with specific help available everywhere you see the ⓘ symbol.

The following versions of software and data (see [references ⓘ](#)) were used in the production of this report:

MolProbity : 4.02b-467
Mogul : 1.7.2 (RC1), CSD as538be (2017)
Xtriage (Phenix) : 1.9-1692
EDS : rb-20030736
Percentile statistics : 20161228.v01 (using entries in the PDB archive December 28th 2016)
Refmac : 5.8.0135
CCP4 : 6.5.0
Ideal geometry (proteins) : Engh & Huber (2001)
Ideal geometry (DNA, RNA) : Parkinson et al. (1996)
Validation Pipeline (wwPDB-VP) : rb-20030736

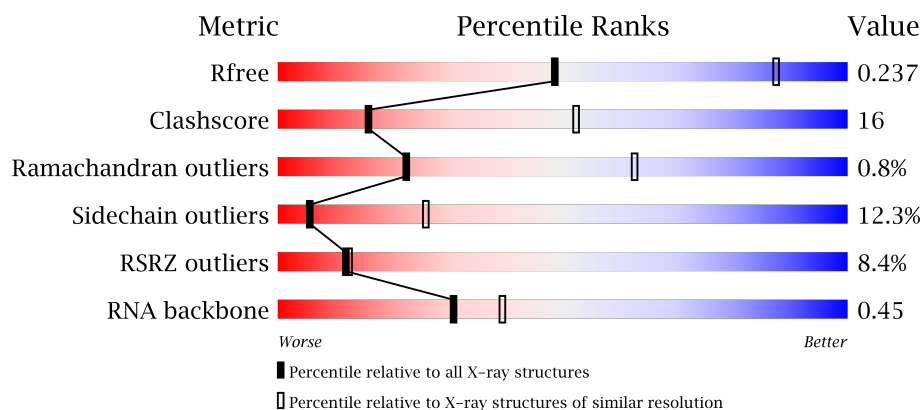
1 Overall quality at a glance

The following experimental techniques were used to determine the structure:

X-RAY DIFFRACTION

The reported resolution of this entry is 3.40 Å.

Percentile scores (ranging between 0-100) for global validation metrics of the entry are shown in the following graphic. The table shows the number of entries on which the scores are based.




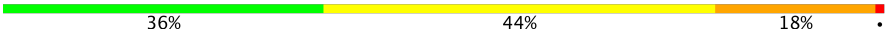























Metric	Whole archive (#Entries)	Similar resolution (#Entries, resolution range(Å))
R_{free}	100719	1679 (3.50-3.30)
Clashscore	112137	1832 (3.50-3.30)
Ramachandran outliers	110173	1789 (3.50-3.30)
Sidechain outliers	110143	1789 (3.50-3.30)
RSRZ outliers	101464	1709 (3.50-3.30)
RNA backbone	2435	1009 (3.96-2.84)

The table below summarises the geometric issues observed across the polymeric chains and their fit to the electron density. The red, orange, yellow and green segments on the lower bar indicate the fraction of residues that contain outliers for ≥ 3 , 2, 1 and 0 types of geometric quality criteria. A grey segment represents the fraction of residues that are not modelled. The numeric value for each fraction is indicated below the corresponding segment, with a dot representing fractions $\leq 5\%$. The upper red bar (where present) indicates the fraction of residues that have poor fit to the electron density. The numeric value is given above the bar.

Mol	Chain	Length	Quality of chain
1	1	3396	
1	5	3396	
2	3	121	
2	7	121	











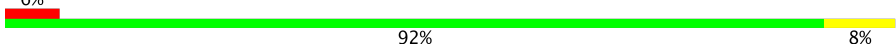




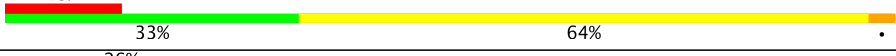


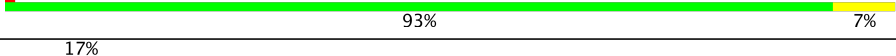
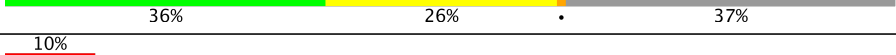





Continued on next page...

Continued from previous page...

Mol	Chain	Length	Quality of chain
3	4	158	
3	8	158	
4	L2	252	
4	l2	252	
5	L3	386	
5	l3	386	
6	L4	361	
6	l4	361	
7	L5	296	
7	l5	296	
8	L6	176	
8	l6	176	
9	L7	223	
9	l7	223	
10	L8	233	
10	l8	233	
11	L9	191	
11	l9	191	
12	M0	221	
12	m0	221	
13	M1	169	
13	m1	169	
14	M3	194	
14	m3	194	
15	M4	137	

Continued on next page...

Continued from previous page...

Mol	Chain	Length	Quality of chain
15	m4	137	
16	M5	203	
16	m5	203	
17	M6	197	
17	m6	197	
18	M7	184	
18	m7	184	
19	M8	185	
19	m8	185	
20	M9	188	
20	m9	188	
21	N0	172	
21	n0	172	
22	N1	159	
22	n1	159	
23	N2	100	
23	n2	100	
24	N3	136	
24	n3	136	
25	N4	155	
26	N5	121	
26	n5	121	
27	N6	126	
27	n6	126	
28	N7	135	

Continued on next page...

Continued from previous page...

Mol	Chain	Length	Quality of chain
28	n7	135	
29	N8	148	
29	n8	148	
30	N9	58	
30	n9	58	
31	O0	100	
31	o0	100	
32	O1	109	
32	o1	109	
33	O2	127	
33	o2	127	
34	O3	106	
34	o3	106	
35	O4	112	
35	o4	112	
36	O5	119	
36	o5	119	
37	O6	99	
37	o6	99	
38	O7	87	
38	o7	87	
39	O8	77	
39	o8	77	
40	O9	50	
40	o9	50	

Continued on next page...

Continued from previous page...

Mol	Chain	Length	Quality of chain
41	Q0	52	
41	q0	52	
42	Q1	25	
42	q1	25	
43	Q2	105	
43	q2	105	
44	Q3	91	
44	q3	91	
45	2	1800	
45	6	1800	
46	S0	206	
46	s0	206	
47	S1	216	
47	s1	216	
48	S2	217	
48	s2	217	
49	S3	223	
49	s3	223	
50	S4	260	
50	s4	260	
51	S5	206	
51	s5	206	
52	S6	236	
52	s6	236	
53	S7	186	

Continued on next page...

Continued from previous page...

Mol	Chain	Length	Quality of chain
53	s7	186	
54	S8	200	
54	s8	200	
55	S9	185	
55	s9	185	
56	C0	105	
56	c0	105	
57	C1	156	
57	c1	156	
58	C2	143	
58	c2	143	
59	C3	150	
59	c3	150	
60	C4	128	
60	c4	128	
61	C5	141	
61	c5	141	
62	C6	142	
62	c6	142	
63	C7	136	
63	c7	136	
64	C8	145	
64	c8	145	
65	C9	143	
65	c9	143	

Continued on next page...

Continued from previous page...

Mol	Chain	Length	Quality of chain
66	D0	110	
66	d0	110	
67	D1	87	
67	d1	87	
68	D2	129	
68	d2	129	
69	D3	144	
69	d3	144	
70	D4	134	
70	d4	134	
71	D5	70	
71	d5	70	
72	D6	97	
72	d6	97	
73	D7	81	
73	d7	81	
74	D8	63	
74	d8	63	
75	D9	53	
75	d9	53	
76	E0	62	
76	e0	62	
77	E1	72	
77	e1	72	
78	SR	318	

Continued on next page...

Continued from previous page...

Mol	Chain	Length	Quality of chain
78	sR	318	
79	SM	272	
79	sM	272	
80	m2	165	
81	n4	135	
82	p0	312	
83	p1	47	

The following table lists non-polymeric compounds, carbohydrate monomers and non-standard residues in protein, DNA, RNA chains that are outliers for geometric or electron-density-fit criteria:

Mol	Type	Chain	Res	Chirality	Geometry	Clashes	Electron density
84	MG	1	3401	-	-	-	X
84	MG	1	3403	-	-	-	X
84	MG	1	3405	-	-	-	X
84	MG	1	3407	-	-	-	X
84	MG	1	3408	-	-	-	X
84	MG	1	3412	-	-	-	X
84	MG	1	3417	-	-	-	X
84	MG	1	3423	-	-	-	X
84	MG	1	3430	-	-	-	X
84	MG	1	3432	-	-	-	X
84	MG	1	3433	-	-	-	X
84	MG	1	3436	-	-	-	X
84	MG	1	3438	-	-	-	X
84	MG	1	3441	-	-	-	X
84	MG	1	3446	-	-	-	X
84	MG	1	3449	-	-	-	X
84	MG	1	3465	-	-	-	X
84	MG	1	3473	-	-	-	X
84	MG	1	3474	-	-	-	X
84	MG	1	3484	-	-	-	X
84	MG	1	3499	-	-	-	X
84	MG	1	3502	-	-	-	X
84	MG	1	3508	-	-	-	X
84	MG	1	3509	-	-	-	X
84	MG	1	3516	-	-	-	X

Continued on next page...

Continued from previous page...

Mol	Type	Chain	Res	Chirality	Geometry	Clashes	Electron density
84	MG	1	3517	-	-	-	X
84	MG	1	3518	-	-	-	X
84	MG	1	3521	-	-	-	X
84	MG	1	3522	-	-	-	X
84	MG	1	3526	-	-	-	X
84	MG	1	3529	-	-	-	X
84	MG	1	3531	-	-	-	X
84	MG	1	3532	-	-	-	X
84	MG	1	3535	-	-	-	X
84	MG	1	3536	-	-	-	X
84	MG	1	3537	-	-	-	X
84	MG	1	3540	-	-	-	X
84	MG	1	3544	-	-	-	X
84	MG	1	3545	-	-	-	X
84	MG	1	3548	-	-	-	X
84	MG	1	3549	-	-	-	X
84	MG	1	3559	-	-	-	X
84	MG	1	3586	-	-	-	X
84	MG	1	3587	-	-	-	X
84	MG	1	3588	-	-	-	X
84	MG	1	3590	-	-	-	X
84	MG	1	3596	-	-	-	X
84	MG	1	3599	-	-	-	X
84	MG	1	3601	-	-	-	X
84	MG	1	3604	-	-	-	X
84	MG	1	3605	-	-	-	X
84	MG	1	3606	-	-	-	X
84	MG	1	3611	-	-	-	X
84	MG	1	3612	-	-	-	X
84	MG	1	3619	-	-	-	X
84	MG	1	3634	-	-	-	X
84	MG	1	3644	-	-	-	X
84	MG	1	3674	-	-	-	X
84	MG	1	3678	-	-	-	X
84	MG	1	3680	-	-	-	X
84	MG	1	3686	-	-	-	X
84	MG	1	3687	-	-	-	X
84	MG	1	3688	-	-	-	X
84	MG	1	3690	-	-	-	X
84	MG	1	3695	-	-	-	X
84	MG	1	3701	-	-	-	X
84	MG	1	3737	-	-	-	X

Continued on next page...

Continued from previous page...

Mol	Type	Chain	Res	Chirality	Geometry	Clashes	Electron density
84	MG	1	3739	-	-	-	X
84	MG	1	3756	-	-	-	X
84	MG	1	3760	-	-	-	X
84	MG	1	3766	-	-	-	X
84	MG	1	3767	-	-	-	X
84	MG	1	3770	-	-	-	X
84	MG	1	3795	-	-	-	X
84	MG	1	3820	-	-	-	X
84	MG	1	3824	-	-	-	X
84	MG	1	3826	-	-	-	X
84	MG	1	3827	-	-	-	X
84	MG	1	3831	-	-	-	X
84	MG	1	3833	-	-	-	X
84	MG	1	3838	-	-	-	X
84	MG	1	3839	-	-	-	X
84	MG	1	3856	-	-	-	X
84	MG	1	3875	-	-	-	X
84	MG	1	3894	-	-	-	X
84	MG	1	3914	-	-	-	X
84	MG	1	3917	-	-	-	X
84	MG	1	3924	-	-	-	X
84	MG	1	3925	-	-	-	X
84	MG	1	3929	-	-	-	X
84	MG	1	3930	-	-	-	X
84	MG	1	3931	-	-	-	X
84	MG	1	3937	-	-	-	X
84	MG	1	3962	-	-	-	X
84	MG	1	3967	-	-	-	X
84	MG	1	3977	-	-	-	X
84	MG	2	1908	-	-	-	X
84	MG	2	1923	-	-	-	X
84	MG	2	1925	-	-	-	X
84	MG	2	1926	-	-	-	X
84	MG	2	1927	-	-	-	X
84	MG	2	1931	-	-	-	X
84	MG	2	1932	-	-	-	X
84	MG	2	1943	-	-	-	X
84	MG	2	1971	-	-	-	X
84	MG	2	1975	-	-	-	X
84	MG	2	1980	-	-	-	X
84	MG	2	1985	-	-	-	X
84	MG	2	1995	-	-	-	X

Continued on next page...

Continued from previous page...

Mol	Type	Chain	Res	Chirality	Geometry	Clashes	Electron density
84	MG	4	219	-	-	-	X
84	MG	4	223	-	-	-	X
84	MG	5	3401	-	-	-	X
84	MG	5	3405	-	-	-	X
84	MG	5	3407	-	-	-	X
84	MG	5	3411	-	-	-	X
84	MG	5	3412	-	-	-	X
84	MG	5	3413	-	-	-	X
84	MG	5	3416	-	-	-	X
84	MG	5	3417	-	-	-	X
84	MG	5	3418	-	-	-	X
84	MG	5	3420	-	-	-	X
84	MG	5	3427	-	-	-	X
84	MG	5	3429	-	-	-	X
84	MG	5	3435	-	-	-	X
84	MG	5	3437	-	-	-	X
84	MG	5	3446	-	-	-	X
84	MG	5	3448	-	-	-	X
84	MG	5	3449	-	-	-	X
84	MG	5	3454	-	-	-	X
84	MG	5	3465	-	-	-	X
84	MG	5	3466	-	-	-	X
84	MG	5	3478	-	-	-	X
84	MG	5	3483	-	-	-	X
84	MG	5	3485	-	-	-	X
84	MG	5	3503	-	-	-	X
84	MG	5	3530	-	-	-	X
84	MG	5	3531	-	-	-	X
84	MG	5	3535	-	-	-	X
84	MG	5	3546	-	-	-	X
84	MG	5	3551	-	-	-	X
84	MG	5	3560	-	-	-	X
84	MG	5	3561	-	-	-	X
84	MG	5	3569	-	-	-	X
84	MG	5	3577	-	-	-	X
84	MG	5	3585	-	-	-	X
84	MG	5	3587	-	-	-	X
84	MG	5	3589	-	-	-	X
84	MG	5	3592	-	-	-	X
84	MG	5	3602	-	-	-	X
84	MG	5	3610	-	-	-	X
84	MG	5	3611	-	-	-	X

Continued on next page...

Continued from previous page...

Mol	Type	Chain	Res	Chirality	Geometry	Clashes	Electron density
84	MG	5	3613	-	-	-	X
84	MG	5	3618	-	-	-	X
84	MG	5	3634	-	-	-	X
84	MG	5	3639	-	-	-	X
84	MG	5	3643	-	-	-	X
84	MG	5	3663	-	-	-	X
84	MG	5	3667	-	-	-	X
84	MG	5	3668	-	-	-	X
84	MG	5	3673	-	-	-	X
84	MG	5	3690	-	-	-	X
84	MG	5	3693	-	-	-	X
84	MG	5	3694	-	-	-	X
84	MG	5	3700	-	-	-	X
84	MG	5	3737	-	-	-	X
84	MG	5	3738	-	-	-	X
84	MG	5	3740	-	-	-	X
84	MG	5	3743	-	-	-	X
84	MG	5	3745	-	-	-	X
84	MG	5	3764	-	-	-	X
84	MG	5	3768	-	-	-	X
84	MG	5	3811	-	-	-	X
84	MG	5	3817	-	-	-	X
84	MG	5	3832	-	-	-	X
84	MG	5	3835	-	-	-	X
84	MG	5	3845	-	-	-	X
84	MG	5	3848	-	-	-	X
84	MG	5	3852	-	-	-	X
84	MG	5	3868	-	-	-	X
84	MG	5	3871	-	-	-	X
84	MG	5	3881	-	-	-	X
84	MG	5	3895	-	-	-	X
84	MG	5	3904	-	-	-	X
84	MG	5	3905	-	-	-	X
84	MG	5	3939	-	-	-	X
84	MG	5	3949	-	-	-	X
84	MG	5	3954	-	-	-	X
84	MG	5	3955	-	-	-	X
84	MG	5	3956	-	-	-	X
84	MG	5	3957	-	-	-	X
84	MG	5	3959	-	-	-	X
84	MG	5	3964	-	-	-	X
84	MG	5	3968	-	-	-	X

Continued on next page...

Continued from previous page...

Mol	Type	Chain	Res	Chirality	Geometry	Clashes	Electron density
84	MG	5	3981	-	-	-	X
84	MG	5	3986	-	-	-	X
84	MG	5	3987	-	-	-	X
84	MG	5	3993	-	-	-	X
84	MG	5	4009	-	-	-	X
84	MG	5	4012	-	-	-	X
84	MG	5	4029	-	-	-	X
84	MG	5	4042	-	-	-	X
84	MG	5	4045	-	-	-	X
84	MG	5	4047	-	-	-	X
84	MG	5	4048	-	-	-	X
84	MG	5	4052	-	-	-	X
84	MG	5	4055	-	-	-	X
84	MG	5	4059	-	-	-	X
84	MG	5	4064	-	-	-	X
84	MG	5	4098	-	-	-	X
84	MG	5	4123	-	-	-	X
84	MG	6	1904	-	-	-	X
84	MG	6	1906	-	-	-	X
84	MG	6	1917	-	-	-	X
84	MG	6	1921	-	-	-	X
84	MG	6	1925	-	-	-	X
84	MG	6	1928	-	-	-	X
84	MG	6	1929	-	-	-	X
84	MG	6	1935	-	-	-	X
84	MG	6	1943	-	-	-	X
84	MG	6	1948	-	-	-	X
84	MG	6	1950	-	-	-	X
84	MG	6	1999	-	-	-	X
84	MG	6	2022	-	-	-	X
84	MG	6	2026	-	-	-	X
84	MG	6	2029	-	-	-	X
84	MG	6	2034	-	-	-	X
84	MG	6	2038	-	-	-	X
84	MG	6	2043	-	-	-	X
84	MG	6	2057	-	-	-	X
84	MG	6	2077	-	-	-	X
84	MG	6	2079	-	-	-	X
84	MG	6	2080	-	-	-	X
84	MG	6	2084	-	-	-	X
84	MG	6	2095	-	-	-	X
84	MG	6	2096	-	-	-	X

Continued on next page...

Continued from previous page...

Mol	Type	Chain	Res	Chirality	Geometry	Clashes	Electron density
84	MG	6	2098	-	-	-	X
84	MG	6	2099	-	-	-	X
84	MG	6	2127	-	-	-	X
84	MG	6	2158	-	-	-	X
84	MG	8	207	-	-	-	X
84	MG	8	214	-	-	-	X
84	MG	D3	203	-	-	-	X
84	MG	L2	305	-	-	-	X
84	MG	M5	305	-	-	-	X
84	MG	N3	202	-	-	-	X
84	MG	N3	204	-	-	-	X
84	MG	O3	201	-	-	-	X
84	MG	Q2	505	-	-	-	X
84	MG	l3	401	-	-	-	X
84	MG	l3	405	-	-	-	X
84	MG	l3	408	-	-	-	X
84	MG	m4	204	-	-	-	X
84	MG	m5	301	-	-	-	X
84	MG	m6	204	-	-	-	X
84	MG	m8	202	-	-	-	X
84	MG	n3	201	-	-	-	X
84	MG	n8	201	-	-	-	X
84	MG	o2	201	-	-	-	X
84	MG	o4	502	-	-	-	X
85	LLL	1	3994	-	-	-	X
85	LLL	1	3995	-	-	-	X
85	LLL	1	3997	-	-	-	X
85	LLL	1	3998	-	-	-	X
85	LLL	1	4000	-	-	-	X
85	LLL	2	2044	-	-	-	X
85	LLL	2	2045	-	-	-	X
85	LLL	3	220	-	-	-	X
85	LLL	5	4151	-	-	-	X
85	LLL	5	4152	-	-	-	X
85	LLL	5	4153	-	-	-	X
85	LLL	5	4156	-	-	-	X
85	LLL	5	4161	-	-	-	X
85	LLL	5	4166	-	-	-	X
85	LLL	5	4169	-	-	-	X
85	LLL	5	4173	-	-	-	X
85	LLL	5	4174	-	-	-	X
85	LLL	5	4175	-	-	-	X

Continued on next page...

Continued from previous page...

Mol	Type	Chain	Res	Chirality	Geometry	Clashes	Electron density
85	LLL	5	4176	-	-	-	X
85	LLL	5	4177	-	-	-	X
85	LLL	5	4178	-	-	-	X
85	LLL	6	2167	-	-	-	X
85	LLL	6	2172	-	-	-	X
85	LLL	6	2173	-	-	-	X
85	LLL	6	2174	-	-	-	X
85	LLL	6	2175	-	-	-	X
85	LLL	7	232	-	-	-	X

2 Entry composition [i](#)

There are 87 unique types of molecules in this entry. The entry contains 404238 atoms, of which 0 are hydrogens and 0 are deuteriums.

In the tables below, the ZeroOcc column contains the number of atoms modelled with zero occupancy, the AltConf column contains the number of residues with at least one atom in alternate conformation and the Trace column contains the number of residues modelled with at most 2 atoms.

- Molecule 1 is a RNA chain called 25S ribosomal RNA.

Mol	Chain	Residues	Atoms					ZeroOcc	AltConf	Trace
1	1	3100	Total	C	N	O	P	0	0	0
			66304	29617	11950	21637	3100			
1	5	3134	Total	C	N	O	P	0	0	0
			67039	29943	12089	21873	3134			

- Molecule 2 is a RNA chain called 5S Ribosomal RNA.

Mol	Chain	Residues	Atoms					ZeroOcc	AltConf	Trace
2	3	121	Total	C	N	O	P	0	0	0
			2579	1152	461	845	121			
2	7	121	Total	C	N	O	P	0	0	0
			2579	1152	461	845	121			

- Molecule 3 is a RNA chain called 5.8S ribosomal RNA.

Mol	Chain	Residues	Atoms					ZeroOcc	AltConf	Trace
3	4	156	Total	C	N	O	P	0	0	0
			3313	1482	582	1093	156			
3	8	158	Total	C	N	O	P	0	0	0
			3353	1500	586	1109	158			

- Molecule 4 is a protein called 60S ribosomal protein L2-A.

Mol	Chain	Residues	Atoms					ZeroOcc	AltConf	Trace
4	L2	252	Total	C	N	O	S	0	0	0
			1914	1191	388	334	1			
4	12	252	Total	C	N	O	S	0	0	0
			1912	1190	388	333	1			

- Molecule 5 is a protein called 60S ribosomal protein L3.

Mol	Chain	Residues	Atoms					ZeroOcc	AltConf	Trace
5	L3	386	Total	C	N	O	S	0	0	0
			3081	1956	584	533	8			
5	l3	386	Total	C	N	O	S	0	0	0
			3081	1956	584	533	8			

- Molecule 6 is a protein called 60S ribosomal protein L4-A.

Mol	Chain	Residues	Atoms					ZeroOcc	AltConf	Trace
6	L4	361	Total	C	N	O	S	0	0	0
			2749	1730	522	494	3			
6	l4	361	Total	C	N	O	S	0	0	0
			2749	1730	522	494	3			

- Molecule 7 is a protein called 60S ribosomal protein L5.

Mol	Chain	Residues	Atoms					ZeroOcc	AltConf	Trace
7	L5	296	Total	C	N	O	S	0	0	0
			2375	1501	414	458	2			
7	l5	294	Total	C	N	O	S	0	0	0
			2359	1489	412	456	2			

- Molecule 8 is a protein called 60S ribosomal protein L6-A.

Mol	Chain	Residues	Atoms					ZeroOcc	AltConf	Trace
8	L6	156	Total	C	N	O	S	0	0	0
			1239	800	222	216	1			
8	l6	157	Total	C	N	O	S	0	0	0
			1248	806	224	217	1			

- Molecule 9 is a protein called 60S ribosomal protein L7-A.

Mol	Chain	Residues	Atoms					ZeroOcc	AltConf	Trace
9	L7	222	Total	C	N	O	S	0	0	0
			1784	1151	324	308	1			
9	l7	223	Total	C	N	O	S	0	0	0
			1791	1155	325	310	1			

- Molecule 10 is a protein called 60S ribosomal protein L8-A.

Mol	Chain	Residues	Atoms					ZeroOcc	AltConf	Trace
10	L8	233	Total	C	N	O	S	0	0	0
			1817	1159	326	329	3			

Continued on next page...

Continued from previous page...

Mol	Chain	Residues	Atoms					ZeroOcc	AltConf	Trace
10	l8	231	Total	C	N	O	S	0	0	0
			1763	1130	316	314	3			

- Molecule 11 is a protein called 60S ribosomal protein L9-A.

Mol	Chain	Residues	Atoms					ZeroOcc	AltConf	Trace
11	L9	191	Total	C	N	O	S	0	0	0
			1518	963	274	277	4			
11	l9	191	Total	C	N	O	S	0	0	0
			1518	963	274	277	4			

- Molecule 12 is a protein called 60S ribosomal protein L10.

Mol	Chain	Residues	Atoms					ZeroOcc	AltConf	Trace
12	M0	212	Total	C	N	O	S	0	0	0
			1707	1084	323	295	5			
12	m0	211	Total	C	N	O	S	0	0	0
			1716	1090	324	296	6			

- Molecule 13 is a protein called 60S ribosomal protein L11-B.

Mol	Chain	Residues	Atoms					ZeroOcc	AltConf	Trace
13	M1	169	Total	C	N	O	S	0	0	0
			1353	847	253	249	4			
13	m1	169	Total	C	N	O	S	0	0	0
			1353	847	253	249	4			

- Molecule 14 is a protein called 60S ribosomal protein L13-A.

Mol	Chain	Residues	Atoms				ZeroOcc	AltConf	Trace
14	M3	193	Total	C	N	O	0	0	0
			1543	962	315	266			
14	m3	194	Total	C	N	O	0	0	0
			1548	965	316	267			

- Molecule 15 is a protein called 60S ribosomal protein L14-A.

Mol	Chain	Residues	Atoms				ZeroOcc	AltConf	Trace
15	M4	136	Total	C	N	O	0	0	0
			1053	675	199	177			
15	m4	137	Total	C	N	O	0	0	0
			1059	678	200	179			

- Molecule 16 is a protein called 60S ribosomal protein L15-A.

Mol	Chain	Residues	Atoms					ZeroOcc	AltConf	Trace
16	M5	203	Total	C	N	O	S	0	0	0
			1720	1077	361	281	1			
16	m5	203	Total	C	N	O	S	0	0	0
			1720	1077	361	281	1			

- Molecule 17 is a protein called 60S ribosomal protein L16-A.

Mol	Chain	Residues	Atoms					ZeroOcc	AltConf	Trace
17	M6	197	Total	C	N	O	S	0	0	0
			1555	1003	289	262	1			
17	m6	197	Total	C	N	O	S	0	0	0
			1555	1003	289	262	1			

- Molecule 18 is a protein called 60S ribosomal protein L17-A.

Mol	Chain	Residues	Atoms					ZeroOcc	AltConf	Trace
18	M7	183	Total	C	N	O	S	0	0	0
			1415	877	281	257				
18	m7	155	Total	C	N	O	S	0	0	0
			1227	764	238	225				

- Molecule 19 is a protein called 60S ribosomal protein L18-A.

Mol	Chain	Residues	Atoms					ZeroOcc	AltConf	Trace
19	M8	185	Total	C	N	O	S	0	0	0
			1441	908	290	241	2			
19	m8	185	Total	C	N	O	S	0	0	0
			1441	908	290	241	2			

- Molecule 20 is a protein called 60S ribosomal protein L19-A.

Mol	Chain	Residues	Atoms					ZeroOcc	AltConf	Trace
20	M9	182	Total	C	N	O	S	0	0	0
			1474	905	319	250				
20	m9	188	Total	C	N	O	S	0	0	0
			1521	935	326	260				

- Molecule 21 is a protein called 60S ribosomal protein L20-A.

Mol	Chain	Residues	Atoms					ZeroOcc	AltConf	Trace
21	N0	172	Total	C	N	O	S	0	0	0
			1445	930	267	244	4			
21	n0	172	Total	C	N	O	S	0	0	0
			1445	930	267	244	4			

- Molecule 22 is a protein called 60S ribosomal protein L21-A.

Mol	Chain	Residues	Atoms					ZeroOcc	AltConf	Trace
22	N1	159	Total	C	N	O	S	0	0	0
			1276	805	246	221	4			
22	n1	159	Total	C	N	O	S	0	0	0
			1276	805	246	221	4			

- Molecule 23 is a protein called 60S ribosomal protein L22-A.

Mol	Chain	Residues	Atoms				ZeroOcc	AltConf	Trace
23	N2	100	Total	C	N	O	0	0	0
			796	516	131	149			
23	n2	98	Total	C	N	O	0	0	0
			778	505	127	146			

- Molecule 24 is a protein called 60S ribosomal protein L23-A.

Mol	Chain	Residues	Atoms					ZeroOcc	AltConf	Trace
24	N3	136	Total	C	N	O	S	0	0	0
			1003	628	189	179	7			
24	n3	136	Total	C	N	O	S	0	0	0
			1003	628	189	179	7			

- Molecule 25 is a protein called 60S ribosomal protein L24-A.

Mol	Chain	Residues	Atoms					ZeroOcc	AltConf	Trace
25	N4	98	Total	C	N	O	S	0	0	0
			699	443	137	118	1			

- Molecule 26 is a protein called 60S ribosomal protein L25.

Mol	Chain	Residues	Atoms					ZeroOcc	AltConf	Trace
26	N5	121	Total	C	N	O	S	0	0	0
			964	620	169	173	2			
26	n5	120	Total	C	N	O	S	0	0	0
			959	617	168	172	2			

- Molecule 27 is a protein called 60S ribosomal protein L26-A.

Mol	Chain	Residues	Atoms				ZeroOcc	AltConf	Trace
27	N6	126	Total	C	N	O	0	0	0
			993	625	192	176			
27	n6	126	Total	C	N	O	0	0	0
			993	625	192	176			

- Molecule 28 is a protein called 60S ribosomal protein L27-A.

Mol	Chain	Residues	Atoms				ZeroOcc	AltConf	Trace
28	N7	135	Total	C	N	O	0	0	0
			1092	710	202	180			
28	n7	135	Total	C	N	O	0	0	0
			1092	710	202	180			

- Molecule 29 is a protein called 60S ribosomal protein L28.

Mol	Chain	Residues	Atoms					ZeroOcc	AltConf	Trace
29	N8	148	Total	C	N	O	S	0	0	0
			1173	749	231	190	3			
29	n8	148	Total	C	N	O	S	0	0	0
			1173	749	231	190	3			

- Molecule 30 is a protein called 60S ribosomal protein L29.

Mol	Chain	Residues	Atoms				ZeroOcc	AltConf	Trace
30	N9	58	Total	C	N	O	0	0	0
			462	289	100	73			
30	n9	58	Total	C	N	O	0	0	0
			462	289	100	73			

- Molecule 31 is a protein called 60S ribosomal protein L30.

Mol	Chain	Residues	Atoms					ZeroOcc	AltConf	Trace
31	O0	97	Total	C	N	O	S	0	0	0
			743	479	124	139	1			
31	o0	100	Total	C	N	O	S	0	0	0
			767	492	128	146	1			

- Molecule 32 is a protein called 60S ribosomal protein L31-A.

Mol	Chain	Residues	Atoms					ZeroOcc	AltConf	Trace
32	O1	109	Total	C	N	O	S	0	0	0
			890	565	168	156	1			
32	o1	109	Total	C	N	O	S	0	0	0
			890	565	168	156	1			

- Molecule 33 is a protein called 60S ribosomal protein L32.

Mol	Chain	Residues	Atoms					ZeroOcc	AltConf	Trace
33	O2	127	Total	C	N	O	S	0	0	0
			1020	647	205	167	1			
33	o2	127	Total	C	N	O	S	0	0	0
			1020	647	205	167	1			

- Molecule 34 is a protein called 60S ribosomal protein L33-A.

Mol	Chain	Residues	Atoms					ZeroOcc	AltConf	Trace
34	O3	106	Total	C	N	O	S	0	0	0
			850	540	165	144	1			
34	o3	106	Total	C	N	O	S	0	0	0
			850	540	165	144	1			

- Molecule 35 is a protein called 60S ribosomal protein L34-A.

Mol	Chain	Residues	Atoms					ZeroOcc	AltConf	Trace
35	O4	112	Total	C	N	O	S	0	0	0
			881	546	179	152	4			
35	o4	112	Total	C	N	O	S	0	0	0
			881	546	179	152	4			

- Molecule 36 is a protein called 60S ribosomal protein L35-A.

Mol	Chain	Residues	Atoms					ZeroOcc	AltConf	Trace
36	O5	119	Total	C	N	O	S	0	0	0
			969	615	186	167	1			
36	o5	119	Total	C	N	O	S	0	0	0
			969	615	186	167	1			

- Molecule 37 is a protein called 60S ribosomal protein L36-A.

Mol	Chain	Residues	Atoms					ZeroOcc	AltConf	Trace
37	O6	99	Total	C	N	O	S	0	0	0
			771	481	156	132	2			

Continued on next page...

Continued from previous page...

Mol	Chain	Residues	Atoms					ZeroOcc	AltConf	Trace
37	o6	99	Total	C	N	O	S	0	0	0
			771	481	156	132	2			

- Molecule 38 is a protein called 60S ribosomal protein L37-A.

Mol	Chain	Residues	Atoms					ZeroOcc	AltConf	Trace
38	O7	87	Total	C	N	O	S	0	0	0
			681	414	148	114	5			
38	o7	87	Total	C	N	O	S	0	0	0
			681	414	148	114	5			

- Molecule 39 is a protein called 60S ribosomal protein L38.

Mol	Chain	Residues	Atoms					ZeroOcc	AltConf	Trace
39	O8	77	Total	C	N	O		0	0	0
			612	391	115	106				
39	o8	77	Total	C	N	O		0	0	0
			612	391	115	106				

- Molecule 40 is a protein called 60S ribosomal protein L39.

Mol	Chain	Residues	Atoms					ZeroOcc	AltConf	Trace
40	O9	50	Total	C	N	O	S	0	0	0
			436	272	97	65	2			
40	o9	50	Total	C	N	O	S	0	0	0
			436	272	97	65	2			

- Molecule 41 is a protein called Ubiquitin-60S ribosomal protein L40.

Mol	Chain	Residues	Atoms					ZeroOcc	AltConf	Trace
41	Q0	52	Total	C	N	O	S	0	0	0
			417	259	86	67	5			
41	q0	52	Total	C	N	O	S	0	0	0
			417	259	86	67	5			

- Molecule 42 is a protein called 60S ribosomal protein L41-A.

Mol	Chain	Residues	Atoms					ZeroOcc	AltConf	Trace
42	Q1	25	Total	C	N	O	S	0	0	0
			233	142	63	27	1			
42	q1	25	Total	C	N	O	S	0	0	0
			233	142	63	27	1			

- Molecule 43 is a protein called 60S ribosomal protein L42-A.

Mol	Chain	Residues	Atoms					ZeroOcc	AltConf	Trace
43	Q2	105	Total	C	N	O	S	0	0	0
			847	534	170	138	5			
43	q2	105	Total	C	N	O	S	0	0	0
			847	534	170	138	5			

- Molecule 44 is a protein called 60S ribosomal protein L43-A.

Mol	Chain	Residues	Atoms					ZeroOcc	AltConf	Trace
44	Q3	91	Total	C	N	O	S	0	0	0
			694	429	138	121	6			
44	q3	91	Total	C	N	O	S	0	0	0
			694	429	138	121	6			

- Molecule 45 is a RNA chain called 18S ribosomal RNA.

Mol	Chain	Residues	Atoms					ZeroOcc	AltConf	Trace
45	2	1712	Total	C	N	O	P	0	0	0
			36488	16313	6466	11997	1712			
45	6	1739	Total	C	N	O	P	0	0	0
			37060	16570	6568	12183	1739			

- Molecule 46 is a protein called 40S ribosomal protein S0-A.

Mol	Chain	Residues	Atoms					ZeroOcc	AltConf	Trace
46	S0	206	Total	C	N	O	S	0	0	0
			1612	1034	285	291	2			
46	s0	206	Total	C	N	O	S	0	0	0
			1612	1034	285	291	2			

- Molecule 47 is a protein called 40S ribosomal protein S1-A.

Mol	Chain	Residues	Atoms					ZeroOcc	AltConf	Trace
47	S1	214	Total	C	N	O	S	0	0	0
			1709	1084	310	311	4			
47	s1	216	Total	C	N	O	S	0	0	0
			1722	1091	312	315	4			

- Molecule 48 is a protein called 40S ribosomal protein S2.

Mol	Chain	Residues	Atoms					ZeroOcc	AltConf	Trace
48	S2	217	Total	C	N	O	S	0	0	0
			1635	1047	289	297	2			
48	s2	217	Total	C	N	O	S	0	0	0
			1635	1047	289	297	2			

- Molecule 49 is a protein called 40S ribosomal protein S3.

Mol	Chain	Residues	Atoms					ZeroOcc	AltConf	Trace
49	S3	223	Total	C	N	O	S	0	0	0
			1734	1101	313	314	6			
49	s3	223	Total	C	N	O	S	0	0	0
			1728	1098	310	314	6			

- Molecule 50 is a protein called 40S ribosomal protein S4-A.

Mol	Chain	Residues	Atoms					ZeroOcc	AltConf	Trace
50	S4	260	Total	C	N	O	S	0	0	0
			2068	1316	389	360	3			
50	s4	260	Total	C	N	O	S	0	0	0
			2068	1316	389	360	3			

- Molecule 51 is a protein called 40S ribosomal protein S5.

Mol	Chain	Residues	Atoms					ZeroOcc	AltConf	Trace
51	S5	206	Total	C	N	O	S	0	0	0
			1609	1007	300	299	3			
51	s5	206	Total	C	N	O	S	0	0	0
			1609	1007	300	299	3			

- Molecule 52 is a protein called 40S ribosomal protein S6-A.

Mol	Chain	Residues	Atoms					ZeroOcc	AltConf	Trace
52	S6	226	Total	C	N	O	S	0	0	0
			1813	1137	350	323	3			
52	s6	218	Total	C	N	O	S	0	0	0
			1755	1102	337	313	3			

- Molecule 53 is a protein called 40S ribosomal protein S7-A.

Mol	Chain	Residues	Atoms				ZeroOcc	AltConf	Trace
53	S7	184	Total	C	N	O	0	0	0
			1481	951	265	265			

Continued on next page...

Continued from previous page...

Mol	Chain	Residues	Atoms				ZeroOcc	AltConf	Trace
53	s7	186	Total	C	N	O	0	0	0
			1491	957	267	267			

- Molecule 54 is a protein called 40S ribosomal protein S8-A.

Mol	Chain	Residues	Atoms					ZeroOcc	AltConf	Trace
54	S8	188	Total	C	N	O	S	0	0	0
			1489	925	298	264	2			
54	s8	186	Total	C	N	O	S	0	0	0
			1471	913	294	262	2			

- Molecule 55 is a protein called 40S ribosomal protein S9-A.

Mol	Chain	Residues	Atoms					ZeroOcc	AltConf	Trace
55	S9	185	Total	C	N	O	S	0	0	0
			1494	943	289	261	1			
55	s9	185	Total	C	N	O	S	0	0	0
			1494	943	289	261	1			

- Molecule 56 is a protein called 40S ribosomal protein S10-A.

Mol	Chain	Residues	Atoms					ZeroOcc	AltConf	Trace
56	C0	96	Total	C	N	O	S	0	0	0
			772	499	126	145	2			
56	c0	96	Total	C	N	O	S	0	0	0
			761	490	125	144	2			

- Molecule 57 is a protein called 40S ribosomal protein S11-A.

Mol	Chain	Residues	Atoms					ZeroOcc	AltConf	Trace
57	C1	155	Total	C	N	O	S	0	0	0
			1213	774	230	206	3			
57	c1	142	Total	C	N	O	S	0	0	0
			1138	729	217	189	3			

- Molecule 58 is a protein called 40S ribosomal protein S12.

Mol	Chain	Residues	Atoms					ZeroOcc	AltConf	Trace
58	C2	124	Total	C	N	O	S	0	0	0
			890	560	156	172	2			
58	c2	124	Total	C	N	O	S	0	0	0
			890	560	156	172	2			

- Molecule 59 is a protein called 40S ribosomal protein S13.

Mol	Chain	Residues	Atoms					ZeroOcc	AltConf	Trace
59	C3	150	Total	C	N	O	S	0	0	0
			1192	759	224	207	2			
59	c3	150	Total	C	N	O	S	0	0	0
			1192	759	224	207	2			

- Molecule 60 is a protein called 40S ribosomal protein S14-B.

Mol	Chain	Residues	Atoms					ZeroOcc	AltConf	Trace
60	C4	127	Total	C	N	O	S	0	0	0
			891	545	182	163	1			
60	c4	128	Total	C	N	O	S	0	0	0
			949	582	188	176	3			

- Molecule 61 is a protein called 40S ribosomal protein S15.

Mol	Chain	Residues	Atoms					ZeroOcc	AltConf	Trace
61	C5	124	Total	C	N	O	S	0	0	0
			977	622	182	166	7			
61	c5	135	Total	C	N	O	S	0	0	0
			1039	658	196	178	7			

- Molecule 62 is a protein called 40S ribosomal protein S16-A.

Mol	Chain	Residues	Atoms				ZeroOcc	AltConf	Trace
62	C6	141	Total	C	N	O	0	0	0
			1105	708	203	194			
62	c6	142	Total	C	N	O	0	0	0
			1111	711	204	196			

- Molecule 63 is a protein called 40S ribosomal protein S17-A.

Mol	Chain	Residues	Atoms					ZeroOcc	AltConf	Trace
63	C7	120	Total	C	N	O	S	0	0	0
			965	603	183	177	2			
63	c7	117	Total	C	N	O	S	0	0	0
			917	569	175	171	2			

- Molecule 64 is a protein called 40S ribosomal protein S18-A.

Mol	Chain	Residues	Atoms					ZeroOcc	AltConf	Trace
64	C8	145	Total	C	N	O	S	0	0	0
			1192	743	237	210	2			
64	c8	145	Total	C	N	O	S	0	0	0
			1192	743	237	210	2			

- Molecule 65 is a protein called 40S ribosomal protein S19-A.

Mol	Chain	Residues	Atoms					ZeroOcc	AltConf	Trace
65	C9	143	Total	C	N	O	S	0	0	0
			1112	694	208	208	2			
65	c9	143	Total	C	N	O	S	0	0	0
			1112	694	208	208	2			

- Molecule 66 is a protein called 40S ribosomal protein S20.

Mol	Chain	Residues	Atoms					ZeroOcc	AltConf	Trace
66	D0	107	Total	C	N	O	S	0	0	0
			855	539	156	159	1			
66	d0	110	Total	C	N	O	S	0	0	0
			882	554	161	166	1			

- Molecule 67 is a protein called 40S ribosomal protein S21-A.

Mol	Chain	Residues	Atoms					ZeroOcc	AltConf	Trace
67	D1	87	Total	C	N	O	S	0	0	0
			684	420	125	137	2			
67	d1	87	Total	C	N	O	S	0	0	0
			684	420	125	137	2			

- Molecule 68 is a protein called 40S ribosomal protein S22-A.

Mol	Chain	Residues	Atoms					ZeroOcc	AltConf	Trace
68	D2	129	Total	C	N	O	S	0	0	0
			1021	650	188	180	3			
68	d2	129	Total	C	N	O	S	0	0	0
			1021	650	188	180	3			

- Molecule 69 is a protein called 40S ribosomal protein S23-A.

Mol	Chain	Residues	Atoms					ZeroOcc	AltConf	Trace
69	D3	144	Total	C	N	O	S	0	0	0
			1121	708	220	191	2			

Continued on next page...

Continued from previous page...

Mol	Chain	Residues	Atoms					ZeroOcc	AltConf	Trace
69	d3	144	Total	C	N	O	S	0	0	0
			1121	708	220	191	2			

- Molecule 70 is a protein called 40S ribosomal protein S24-A.

Mol	Chain	Residues	Atoms					ZeroOcc	AltConf	Trace
70	D4	134	Total	C	N	O		0	0	0
			1073	676	208	189				
70	d4	133	Total	C	N	O		0	0	0
			1065	672	207	186				

- Molecule 71 is a protein called 40S ribosomal protein S25-A.

Mol	Chain	Residues	Atoms					ZeroOcc	AltConf	Trace
71	D5	70	Total	C	N	O		0	0	0
			563	360	104	99				
71	d5	69	Total	C	N	O		0	0	0
			558	357	103	98				

- Molecule 72 is a protein called 40S ribosomal protein S26-B.

Mol	Chain	Residues	Atoms					ZeroOcc	AltConf	Trace
72	D6	97	Total	C	N	O	S	0	0	0
			769	475	160	129	5			
72	d6	97	Total	C	N	O	S	0	0	0
			769	475	160	129	5			

- Molecule 73 is a protein called 40S ribosomal protein S27-A.

Mol	Chain	Residues	Atoms					ZeroOcc	AltConf	Trace
73	D7	81	Total	C	N	O	S	0	0	0
			610	382	110	113	5			
73	d7	81	Total	C	N	O	S	0	0	0
			610	382	110	113	5			

- Molecule 74 is a protein called 40S ribosomal protein S28-A.

Mol	Chain	Residues	Atoms					ZeroOcc	AltConf	Trace
74	D8	63	Total	C	N	O	S	0	0	0
			497	306	99	91	1			
74	d8	63	Total	C	N	O	S	0	0	0
			497	306	99	91	1			

- Molecule 75 is a protein called 40S ribosomal protein S29-A.

Mol	Chain	Residues	Atoms					ZeroOcc	AltConf	Trace
75	D9	53	Total	C	N	O	S	0	0	0
			443	275	92	72	4			
75	d9	53	Total	C	N	O	S	0	0	0
			443	275	92	72	4			

- Molecule 76 is a protein called 40S ribosomal protein S30-A.

Mol	Chain	Residues	Atoms					ZeroOcc	AltConf	Trace
76	E0	60	Total	C	N	O	S	0	0	0
			475	299	98	77	1			
76	e0	62	Total	C	N	O	S	0	0	0
			491	309	101	80	1			

- Molecule 77 is a protein called Ubiquitin-40S ribosomal protein S31.

Mol	Chain	Residues	Atoms					ZeroOcc	AltConf	Trace
77	E1	71	Total	C	N	O	S	0	0	0
			566	362	106	94	4			
77	e1	72	Total	C	N	O	S	0	0	0
			575	368	108	95	4			

- Molecule 78 is a protein called Guanine nucleotide-binding protein subunit beta-like protein.

Mol	Chain	Residues	Atoms					ZeroOcc	AltConf	Trace
78	SR	318	Total	C	N	O	S	0	0	0
			2441	1543	418	472	8			
78	sR	318	Total	C	N	O	S	0	0	0
			2441	1543	418	472	8			

There are 2 discrepancies between the modelled and reference sequences:

Chain	Residue	Modelled	Actual	Comment	Reference
SR	161	ALA	LYS	conflict	UNP P38011
sR	161	ALA	LYS	conflict	UNP P38011

- Molecule 79 is a protein called Suppressor protein STM1.

Mol	Chain	Residues	Atoms				ZeroOcc	AltConf	Trace
79	SM	159	Total	C	N	O	0	0	0
			1104	652	221	231			

Continued on next page...

Continued from previous page...

Mol	Chain	Residues	Atoms				ZeroOcc	AltConf	Trace
79	sM	129	Total	C	N	O	0	0	0
			923	546	184	193			

- Molecule 80 is a protein called 60S ribosomal protein L12.

Mol	Chain	Residues	Atoms				ZeroOcc	AltConf	Trace
80	m2	150	Total	C	N	O	0	0	0
			750	450	150	150			

- Molecule 81 is a protein called 60S ribosomal protein L24-A.

Mol	Chain	Residues	Atoms					ZeroOcc	AltConf	Trace
81	n4	135	Total	C	N	O	S	0	0	0
			1044	654	209	180	1			

- Molecule 82 is a protein called 60S acidic ribosomal protein P0.

Mol	Chain	Residues	Atoms					ZeroOcc	AltConf	Trace
82	p0	143	Total	C	N	O	S	0	0	0
			1077	687	192	195	3			

- Molecule 83 is a protein called Ribosomal protein P1 alpha.

Mol	Chain	Residues	Atoms				ZeroOcc	AltConf	Trace
83	p1	47	Total	C	N	O	0	0	0
			235	141	47	47			

- Molecule 84 is MAGNESIUM ION (three-letter code: MG) (formula: Mg).

Mol	Chain	Residues	Atoms		ZeroOcc	AltConf
84	s0	1	Total	Mg	0	0
			1	1		
84	n8	3	Total	Mg	0	0
			3	3		
84	N0	4	Total	Mg	0	0
			4	4		
84	S3	1	Total	Mg	0	0
			1	1		
84	N5	1	Total	Mg	0	0
			1	1		
84	d2	1	Total	Mg	0	0
			1	1		

Continued on next page...

Continued from previous page...

Mol	Chain	Residues	Atoms		ZeroOcc	AltConf
84	s3	1	Total 1	Mg 1	0	0
84	n5	3	Total 3	Mg 3	0	0
84	q0	1	Total 1	Mg 1	0	0
84	c1	1	Total 1	Mg 1	0	0
84	o1	1	Total 1	Mg 1	0	0
84	L5	1	Total 1	Mg 1	0	0
84	O2	4	Total 4	Mg 4	0	0
84	m9	2	Total 2	Mg 2	0	0
84	M3	5	Total 5	Mg 5	0	0
84	S4	1	Total 1	Mg 1	0	0
84	l5	6	Total 6	Mg 6	0	0
84	o2	3	Total 3	Mg 3	0	0
84	d5	1	Total 1	Mg 1	0	0
84	d9	1	Total 1	Mg 1	0	0
84	m3	4	Total 4	Mg 4	0	0
84	2	142	Total 142	Mg 142	0	0
84	M6	1	Total 1	Mg 1	0	0
84	l6	2	Total 2	Mg 2	0	0
84	m6	8	Total 8	Mg 8	0	0
84	n9	1	Total 1	Mg 1	0	0
84	M5	5	Total 5	Mg 5	0	0

Continued on next page...

Continued from previous page...

Mol	Chain	Residues	Atoms		ZeroOcc	AltConf
84	S2	1	Total 1	Mg 1	0	0
84	m5	3	Total 3	Mg 3	0	0
84	s4	1	Total 1	Mg 1	0	0
84	s2	2	Total 2	Mg 2	0	0
84	M8	1	Total 1	Mg 1	0	0
84	q3	3	Total 3	Mg 3	0	0
84	N3	4	Total 4	Mg 4	0	0
84	4	23	Total 23	Mg 23	0	0
84	L2	5	Total 5	Mg 5	0	0
84	m8	4	Total 4	Mg 4	0	0
84	n3	2	Total 2	Mg 2	0	0
84	l2	5	Total 5	Mg 5	0	0
84	c3	6	Total 6	Mg 6	0	0
84	L7	1	Total 1	Mg 1	0	0
84	D3	5	Total 5	Mg 5	0	0
84	6	263	Total 263	Mg 263	0	0
84	d7	1	Total 1	Mg 1	0	0
84	O4	3	Total 3	Mg 3	0	0
84	C1	1	Total 1	Mg 1	0	0
84	n0	7	Total 7	Mg 7	0	0
84	l7	3	Total 3	Mg 3	0	0

Continued on next page...

Continued from previous page...

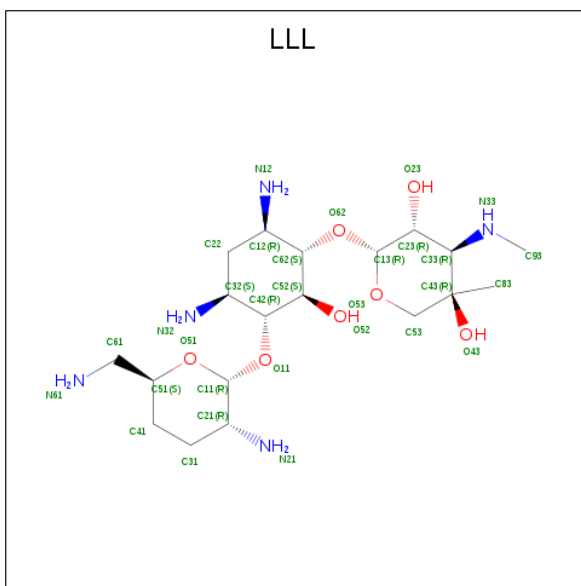
Mol	Chain	Residues	Atoms		ZeroOcc	AltConf
84	L8	1	Total 1	Mg 1	0	0
84	o4	2	Total 2	Mg 2	0	0
84	O7	3	Total 3	Mg 3	0	0
84	s6	1	Total 1	Mg 1	0	0
84	1	588	Total 588	Mg 588	0	0
84	S1	1	Total 1	Mg 1	0	0
84	c4	1	Total 1	Mg 1	0	0
84	l8	1	Total 1	Mg 1	0	0
84	Q2	4	Total 4	Mg 4	0	0
84	m4	6	Total 6	Mg 6	0	0
84	d6	3	Total 3	Mg 3	0	0
84	q2	7	Total 7	Mg 7	0	0
84	N4	1	Total 1	Mg 1	0	0
84	Q1	1	Total 1	Mg 1	0	0
84	L3	3	Total 3	Mg 3	0	0
84	8	20	Total 20	Mg 20	0	0
84	3	19	Total 19	Mg 19	0	0
84	d1	2	Total 2	Mg 2	0	0
84	q1	2	Total 2	Mg 2	0	0
84	l3	11	Total 11	Mg 11	0	0
84	N1	2	Total 2	Mg 2	0	0

Continued on next page...

Continued from previous page...

Mol	Chain	Residues	Atoms		ZeroOcc	AltConf
84	C8	1	Total 1	Mg 1	0	0
84	O3	1	Total 1	Mg 1	0	0
84	L4	6	Total 6	Mg 6	0	0
84	M0	4	Total 4	Mg 4	0	0
84	5	750	Total 750	Mg 750	0	0
84	n1	2	Total 2	Mg 2	0	0
84	c8	3	Total 3	Mg 3	0	0
84	l4	2	Total 2	Mg 2	0	0
84	L9	1	Total 1	Mg 1	0	0
84	d3	5	Total 5	Mg 5	0	0
84	o3	2	Total 2	Mg 2	0	0
84	m0	2	Total 2	Mg 2	0	0
84	O6	1	Total 1	Mg 1	0	0
84	s5	3	Total 3	Mg 3	0	0
84	C3	1	Total 1	Mg 1	0	0
84	M7	5	Total 5	Mg 5	0	0
84	N8	3	Total 3	Mg 3	0	0
84	l9	8	Total 8	Mg 8	0	0
84	sR	1	Total 1	Mg 1	0	0
84	7	30	Total 30	Mg 30	0	0
84	m7	7	Total 7	Mg 7	0	0

- Molecule 85 is (2R,3R,4R,5R)-2-((1S,2S,3R,4S,6R)-4,6-DIAMINO-3-((2R,3R,6S)-3-AMINO-6-(AMINOMETHYL)-TETRAHYDRO-2H-PYRAN-2-YLOXY)-2-HYDROXYCYCLOHEXYLOXY)-5-METHYL-4-(METHYLAMINO)-TETRAHYDRO-2H-PYRAN-3,5-DIOL (three-letter code: LLL) (formula: C₁₉H₃₉N₅O₇).



Mol	Chain	Residues	Atoms				ZeroOcc	AltConf
85	1	1	Total	C	N	O	0	0
			31	19	5	7		
85	1	1	Total	C	N	O	0	0
			31	19	5	7		
85	1	1	Total	C	N	O	0	0
			31	19	5	7		
85	1	1	Total	C	N	O	0	0
			31	19	5	7		
85	1	1	Total	C	N	O	0	0
			31	19	5	7		
85	1	1	Total	C	N	O	0	0
			31	19	5	7		
85	1	1	Total	C	N	O	0	0
			31	19	5	7		
85	1	1	Total	C	N	O	0	0
			31	19	5	7		
85	1	1	Total	C	N	O	0	0
			31	19	5	7		

Continued on next page...

Continued from previous page...

Mol	Chain	Residues	Atoms				ZeroOcc	AltConf
85	1	1	Total	C	N	O	0	0
			31	19	5	7		
85	1	1	Total	C	N	O	0	0
			31	19	5	7		
85	1	1	Total	C	N	O	0	0
			31	19	5	7		
85	1	1	Total	C	N	O	0	0
			31	19	5	7		
85	1	1	Total	C	N	O	0	0
			31	19	5	7		
85	3	1	Total	C	N	O	0	0
			31	19	5	7		
85	4	1	Total	C	N	O	0	0
			31	19	5	7		
85	L3	1	Total	C	N	O	0	0
			31	19	5	7		
85	2	1	Total	C	N	O	0	0
			31	19	5	7		
85	2	1	Total	C	N	O	0	0
			31	19	5	7		
85	2	1	Total	C	N	O	0	0
			31	19	5	7		
85	5	1	Total	C	N	O	0	0
			31	19	5	7		
85	5	1	Total	C	N	O	0	0
			31	19	5	7		
85	5	1	Total	C	N	O	0	0
			31	19	5	7		
85	5	1	Total	C	N	O	0	0
			31	19	5	7		
85	5	1	Total	C	N	O	0	0
			31	19	5	7		
85	5	1	Total	C	N	O	0	0
			31	19	5	7		
85	5	1	Total	C	N	O	0	0
			31	19	5	7		
85	5	1	Total	C	N	O	0	0
			31	19	5	7		

Continued on next page...

Continued from previous page...

Mol	Chain	Residues	Atoms				ZeroOcc	AltConf
85	5	1	Total	C	N	O	0	0
			31	19	5	7		
85	5	1	Total	C	N	O	0	0
			31	19	5	7		
85	5	1	Total	C	N	O	0	0
			31	19	5	7		
85	5	1	Total	C	N	O	0	0
			31	19	5	7		
85	5	1	Total	C	N	O	0	0
			31	19	5	7		
85	5	1	Total	C	N	O	0	0
			31	19	5	7		
85	5	1	Total	C	N	O	0	0
			31	19	5	7		
85	5	1	Total	C	N	O	0	0
			31	19	5	7		
85	5	1	Total	C	N	O	0	0
			31	19	5	7		
85	5	1	Total	C	N	O	0	0
			31	19	5	7		
85	5	1	Total	C	N	O	0	0
			31	19	5	7		
85	5	1	Total	C	N	O	0	0
			31	19	5	7		
85	5	1	Total	C	N	O	0	0
			31	19	5	7		
85	7	1	Total	C	N	O	0	0
			31	19	5	7		
85	7	1	Total	C	N	O	0	0
			31	19	5	7		
85	7	1	Total	C	N	O	0	0
			31	19	5	7		

Continued on next page...

Continued from previous page...

Mol	Chain	Residues	Atoms				ZeroOcc	AltConf
85	8	1	Total	C	N	O	0	0
			31	19	5	7		
85	8	1	Total	C	N	O	0	0
			31	19	5	7		
85	l3	1	Total	C	N	O	0	0
			31	19	5	7		
85	6	1	Total	C	N	O	0	0
			31	19	5	7		
85	6	1	Total	C	N	O	0	0
			31	19	5	7		
85	6	1	Total	C	N	O	0	0
			31	19	5	7		
85	6	1	Total	C	N	O	0	0
			31	19	5	7		
85	6	1	Total	C	N	O	0	0
			31	19	5	7		
85	6	1	Total	C	N	O	0	0
			31	19	5	7		
85	6	1	Total	C	N	O	0	0
			31	19	5	7		
85	6	1	Total	C	N	O	0	0
			31	19	5	7		
85	6	1	Total	C	N	O	0	0
			31	19	5	7		
85	6	1	Total	C	N	O	0	0
			31	19	5	7		
85	6	1	Total	C	N	O	0	0
			31	19	5	7		
85	6	1	Total	C	N	O	0	0
			31	19	5	7		

- Molecule 86 is ZINC ION (three-letter code: ZN) (formula: Zn).

Mol	Chain	Residues	Atoms		ZeroOcc	AltConf
86	o4	1	Total	Zn	0	0
			1	1		
86	O7	1	Total	Zn	0	0
			1	1		
86	q3	1	Total	Zn	0	0
			1	1		

Continued on next page...

Continued from previous page...

Mol	Chain	Residues	Atoms		ZeroOcc	AltConf
86	q0	1	Total 1	Zn 1	0	0
86	Q2	1	Total 1	Zn 1	0	0
86	e1	1	Total 1	Zn 1	0	0
86	Q3	1	Total 1	Zn 1	0	0
86	D9	1	Total 1	Zn 1	0	0
86	E1	1	Total 1	Zn 1	0	0
86	Q0	1	Total 1	Zn 1	0	0
86	d7	1	Total 1	Zn 1	0	0
86	O4	1	Total 1	Zn 1	0	0
86	d9	1	Total 1	Zn 1	0	0
86	D7	1	Total 1	Zn 1	0	0
86	d6	1	Total 1	Zn 1	0	0
86	o7	1	Total 1	Zn 1	0	0
86	D6	1	Total 1	Zn 1	0	0
86	q2	1	Total 1	Zn 1	0	0

- Molecule 87 is water.

Mol	Chain	Residues	Atoms		ZeroOcc	AltConf
87	1	473	Total 473	O 473	0	0
87	3	15	Total 15	O 15	0	0
87	4	5	Total 5	O 5	0	0
87	L2	1	Total 1	O 1	0	0

Continued on next page...

Continued from previous page...

Mol	Chain	Residues	Atoms		ZeroOcc	AltConf
87	L3	7	Total 7	O 7	0	0
87	L4	2	Total 2	O 2	0	0
87	L5	2	Total 2	O 2	0	0
87	M0	1	Total 1	O 1	0	0
87	M3	2	Total 2	O 2	0	0
87	M5	3	Total 3	O 3	0	0
87	M6	6	Total 6	O 6	0	0
87	M7	5	Total 5	O 5	0	0
87	N0	4	Total 4	O 4	0	0
87	N1	3	Total 3	O 3	0	0
87	N3	5	Total 5	O 5	0	0
87	N4	2	Total 2	O 2	0	0
87	N5	2	Total 2	O 2	0	0
87	N8	3	Total 3	O 3	0	0
87	N9	2	Total 2	O 2	0	0
87	O2	2	Total 2	O 2	0	0
87	O4	1	Total 1	O 1	0	0
87	O7	1	Total 1	O 1	0	0
87	Q1	1	Total 1	O 1	0	0
87	Q2	1	Total 1	O 1	0	0
87	2	111	Total 111	O 111	0	0

Continued on next page...

Continued from previous page...

Mol	Chain	Residues	Atoms		ZeroOcc	AltConf
87	S1	1	Total 1	O 1	0	0
87	S3	3	Total 3	O 3	0	0
87	S4	1	Total 1	O 1	0	0
87	S8	1	Total 1	O 1	0	0
87	C9	2	Total 2	O 2	0	0
87	D0	1	Total 1	O 1	0	0
87	D3	1	Total 1	O 1	0	0
87	SR	2	Total 2	O 2	0	0
87	5	514	Total 514	O 514	0	0
87	7	33	Total 33	O 33	0	0
87	8	11	Total 11	O 11	0	0
87	12	7	Total 7	O 7	0	0
87	13	6	Total 6	O 6	0	0
87	15	5	Total 5	O 5	0	0
87	19	3	Total 3	O 3	0	0
87	m0	1	Total 1	O 1	0	0
87	m4	1	Total 1	O 1	0	0
87	m5	2	Total 2	O 2	0	0
87	m6	8	Total 8	O 8	0	0
87	m7	4	Total 4	O 4	0	0
87	m9	3	Total 3	O 3	0	0

Continued on next page...

Continued from previous page...

Mol	Chain	Residues	Atoms		ZeroOcc	AltConf
87	n0	4	Total 4	O 4	0	0
87	n1	2	Total 2	O 2	0	0
87	n3	2	Total 2	O 2	0	0
87	n4	1	Total 1	O 1	0	0
87	n5	2	Total 2	O 2	0	0
87	n6	1	Total 1	O 1	0	0
87	n8	4	Total 4	O 4	0	0
87	n9	1	Total 1	O 1	0	0
87	o0	1	Total 1	O 1	0	0
87	o1	2	Total 2	O 2	0	0
87	o2	4	Total 4	O 4	0	0
87	o4	2	Total 2	O 2	0	0
87	q0	1	Total 1	O 1	0	0
87	q2	2	Total 2	O 2	0	0
87	q3	3	Total 3	O 3	0	0
87	6	224	Total 224	O 224	0	0
87	s4	1	Total 1	O 1	0	0
87	s5	1	Total 1	O 1	0	0
87	s7	1	Total 1	O 1	0	0
87	c3	5	Total 5	O 5	0	0
87	c6	1	Total 1	O 1	0	0

Continued on next page...

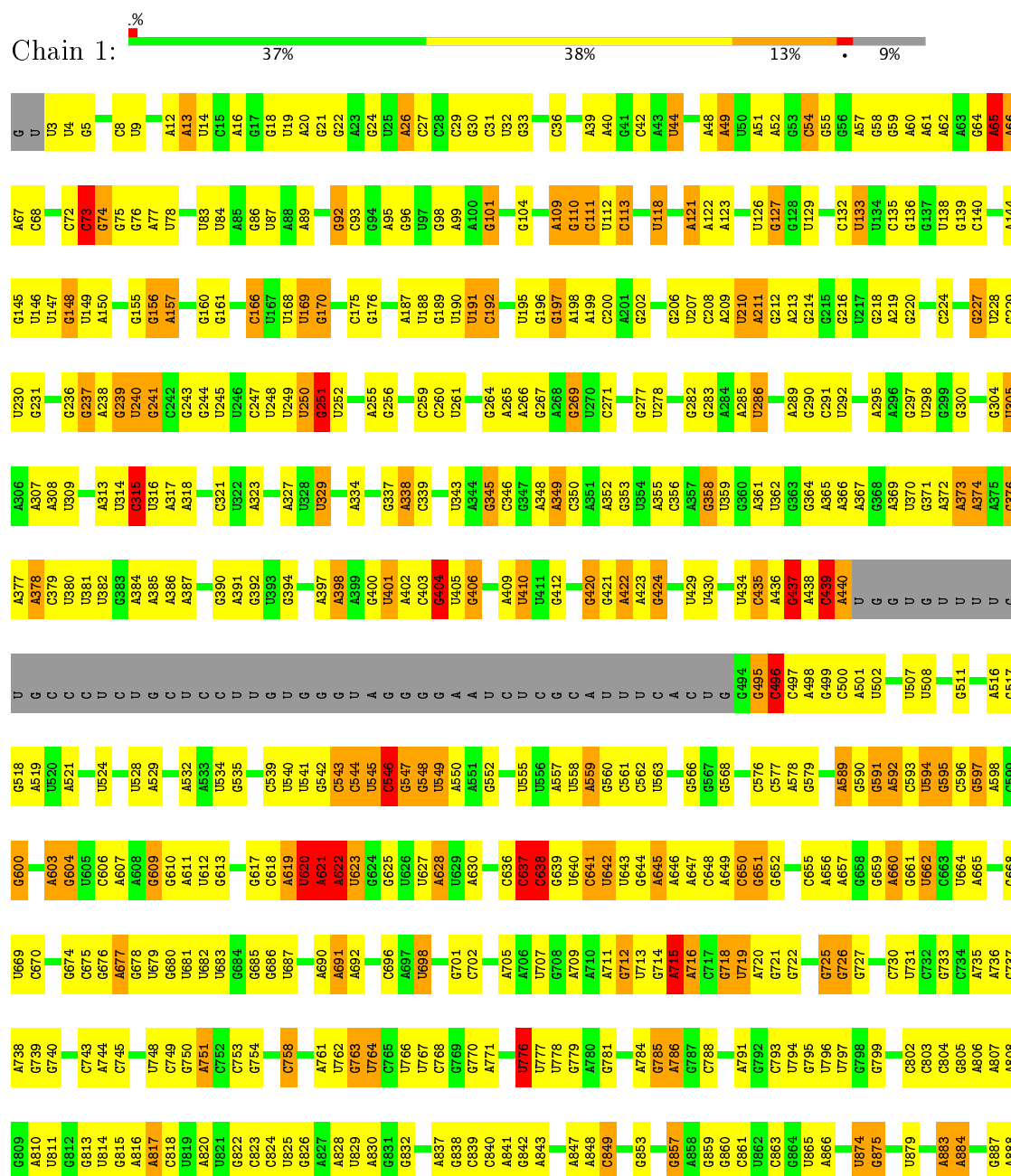
Continued from previous page...

Mol	Chain	Residues	Atoms		ZeroOcc	AltConf
87	c8	3	Total 3	O 3	0	0
87	c9	5	Total 5	O 5	0	0
87	d3	5	Total 5	O 5	0	0
87	d5	3	Total 3	O 3	0	0
87	d6	3	Total 3	O 3	0	0
87	d9	2	Total 2	O 2	0	0
87	e1	1	Total 1	O 1	0	0
87	sR	1	Total 1	O 1	0	0

3 Residue-property plots

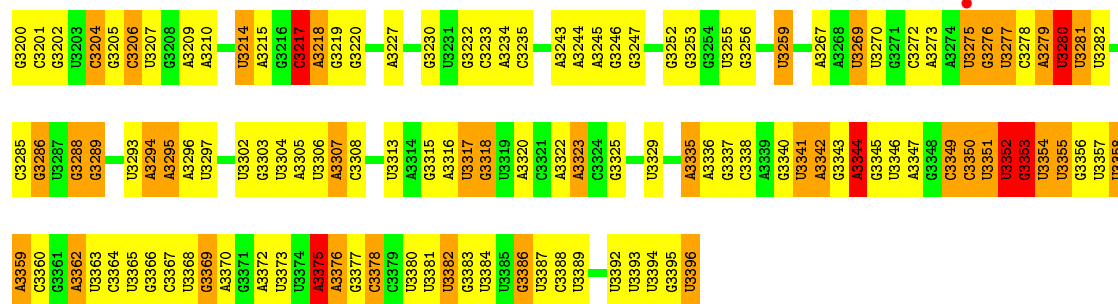
These plots are drawn for all protein, RNA and DNA chains in the entry. The first graphic for a chain summarises the proportions of the various outlier classes displayed in the second graphic. The second graphic shows the sequence view annotated by issues in geometry and electron density. Residues are color-coded according to the number of geometric quality criteria for which they contain at least one outlier: green = 0, yellow = 1, orange = 2 and red = 3 or more. A red dot above a residue indicates a poor fit to the electron density ($RSRZ > 2$). Stretches of 2 or more consecutive residues without any outlier are shown as a green connector. Residues present in the sample, but not in the model, are shown in grey.

• Molecule 1: 25S ribosomal RNA

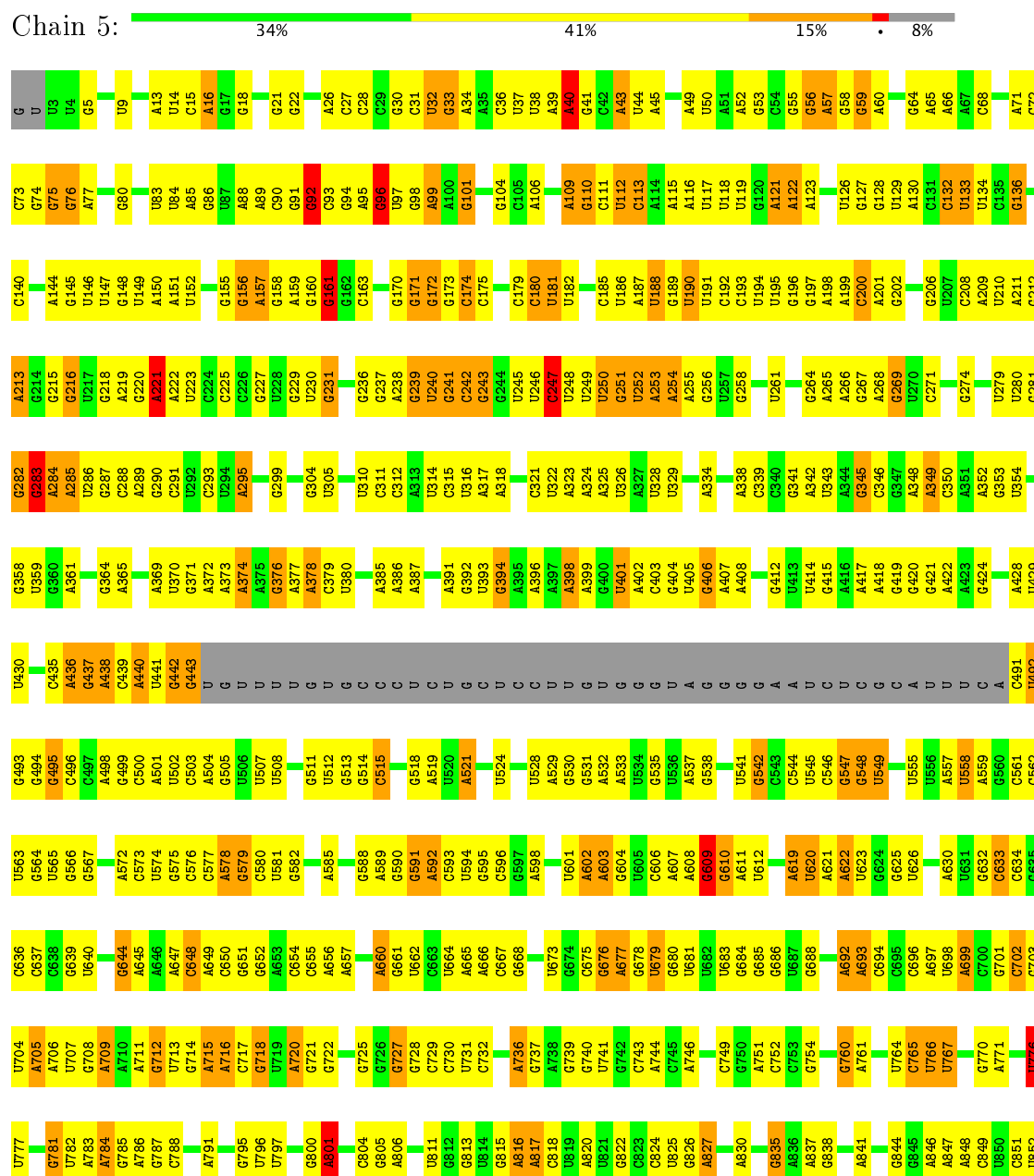






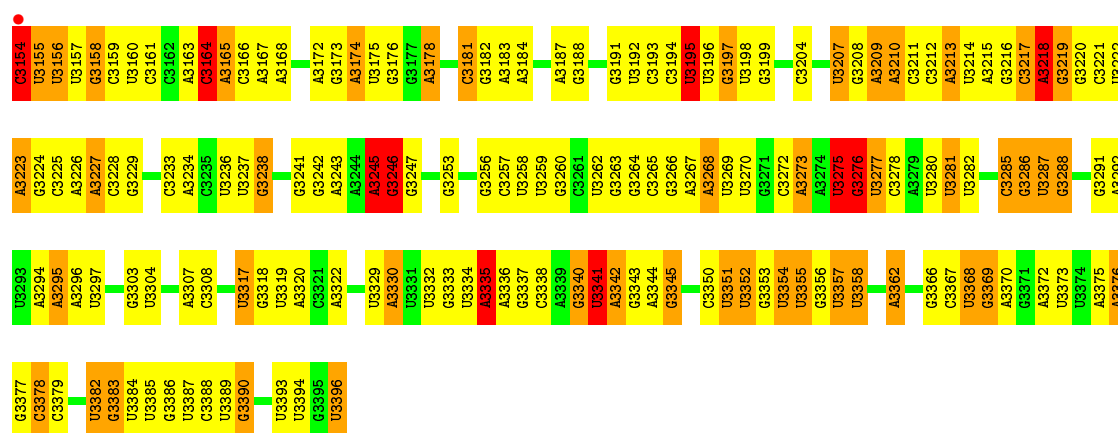


- Molecule 1: 25S ribosomal RNA



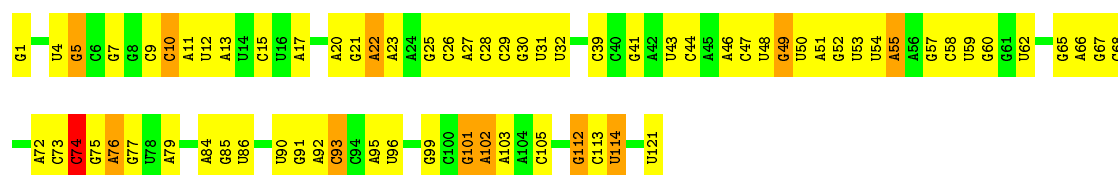
G1953	G1882	G1812	A1741	C1582	C1508	U1439	G1364	U1299	A1223	A1135	A1065	A997	A926	G853
G	U	A1813	U1742	A1583	A1509	G1440	G1365	U1303	G1224	A1136	G1066	A998	C927	G854
U	A	A1814	G1743	A1587	U1511	G1441	A1366	A1303	A1225	G1139	U1067	G999	C928	U855
G	G	U1815		A1588	U1512		G1367	G1306		G1140	C1068	G1000	A929	G856
U	U	A1816	U1746	A1589	U1513	U1445	A1368	G1307	C1232	G1141	U1069	A1001	U930	G857
G	G	U1817	G1747	A1592	G1514	U1446	A1369	A1308	G1233	G1142	U1070	A1002	C931	G860
A	U	U1818		G1592	A1515	U1447	G1370	U1309	U1235	A1143	U1071	A1003	G934	G861
G	U	U1819	A1750			U1448	G1374	U1309	U1236	G1144	G1072	A1006	U935	G862
A	G	U1820	G1751	C1596	U1522	A1449	G1375	G1310	G1236	U1144	U1073	U1007	U936	U862
G	G	U1821	A1752	C1597	U1523	G1450	G1375	G1311	G1237	G1145	U1074	U1008	A936	A866
C	C	A1822	G1753	G1598	A1524	G1451	A1381	C1312	C1238	G1153	A1079	U1009	G937	G867
C	C	A1823	G1754	G1599	A1525	A1452	G1382	G1313	G1239	G1152	A1080	A1010	C938	
C	C	U1824	G1755	U1600	U1526	A1453	G1383	G1314	U1241	A1153	U1081	G1011	G941	U871
U	U	G1825	C1756	U1601	U1527	A1454	G1384	U1315	G1242	C1156	U1082	A1012	G942	U872
U	U	C1826	A1757	G1528	G1528	U1455	C1385	C1316	G1243	G1157	G1083	G1013	U943	C873
G	U	G1827	G1758	G1529		U1456	A1386	A1317	A1244	A1158	A1084	G1014	U944	U874
G	U	A1828				U1458	G1387	A1318	A1245	A1159	A1085	U1015	C945	G875
U	U	U1829	A1759	U1603	U1533	U1458	G1388	G1321	G1246	G1161	G1087	C1016	U946	U876
U	U	A1830	A1760	A1605	A1534	A1461	U1388	U1322	G1249		U1088	G1017	G947	C877
U	U	A1831	A1761	U1606	A1535	A1462	G1389	U1323	G1250	G1174	U1089	G1018	C948	C878
C	C	G1832	C1762	G1607	G1536	U1463	A1390	U1324	A1251	C1175	G1090	G1019	C949	U879
A	A	G1833		G1610	G1541	A1467	A1393	U1325	G1252	C1176	A1091	G1020	U953	G880
G	G	U1834		A1613	G1542	U1471	A1394	C1326	U1253	G1177	A1092	G1021	U954	A883
C	C	G1835		A1614	G1543	U1472		C1327	G1254	G1178	A1093	C1022	U955	A884
C	C	A1836		C1615	A1546	A1475	A1399	U1328	C1255	G1179	U1094	C1023	U956	U885
C	C	U1837		U1622	G1547	A1476	G1400	U1329	G1256	A1180	U1095	G1024	C957	C886
C	C	G1838		G1634	C1562	G1477	C1402	U1330	C1257	U1181	A1096	A1025	C958	
C	C	U1839		U1634	C1563	A1478	G1403	C1331	U1258	A1182	G1097	A	C959	U889
C	C	A1840		U1634	C1564	A1479	G1404	C1332	C1259	C1183	A1098	U	U960	C890
C	C	U1841		U1634	C1564	A1480	U1405	C1333	G1260		A1099	G1029	G963	A895
C	C	G1842		U1634	C1564	A1481	A1406	C1334	G1261	C1187	U1100	A1030	G964	A896
C	C	A1843		U1634	C1564	A1482	A1407	C1335	G1262	U1188	A1102	C1031		U897
C	C	U1844		U1634	C1564	A1483	G1408	U1336	A1263	C1103	A1103	C1032	G969	U898
C	C	G1845		U1634	C1564	A1484	G1409	C1337	G1264	U1191	G1104	U1033	A970	U899
C	C	U1846		U1634	C1564	A1485	G1412	C1338	G1265	A1192	A1105	U1034	G971	G900
C	C	A1847		U1634	C1564	A1486		C1339	G1266	A1193	G1106	G1035		G901
C	C	U1848		U1634	C1564	A1487	U1415	U1340	U1269	G1194	C1107	C1038	A972	G902
C	C	G1849		U1634	C1564	A1488	C1416	U1341	A1270	A1195	U1108	U1039	A973	G903
C	C	A1850		U1634	C1564	A1489	G1417	C1342	G1280	C1201	U1109	G974	A974	U903
C	C	U1851		U1634	C1564	A1490	G1418	U1343	G1281	A1203	U1110	A1040	C975	A904
C	C	G1852		U1634	C1564	A1491	U1419	U1344	U1276	A1204	U1111	U1041	U976	U905
C	C	A1853		U1634	C1564	A1492	G1420	U1345	U1277	G1202	A1112	A1046	C977	A906
C	C	U1854		U1634	C1564	A1493	G1421	U1346	C1277	A1202	G1113	A1047	G978	G907
C	C	G1855		U1634	C1564	A1494	G1422	U1347		A1203	U1114	A1048	U979	G908
C	C	A1856		U1634	C1564	A1495	G1423	U1348		G1115	G1116	C1049	A980	C911
C	C	U1857		U1634	C1564	A1496	G1424	U1349		G1117	G1117	U1050	C982	G912
C	C	G1858		U1634	C1564	A1497	G1425	U1349		G1118	G1118	U1051	A983	A913
C	C	A1859		U1634	C1564	A1498	U1427	U1349		G1119	G1119	U1052	G984	A914
C	C	U1860		U1634	C1564	A1499	A1428	U1349		G1120	G1120	A1053	U985	A915
C	C	G1861		U1634	C1564	A1500	G1431	U1349		G1209	A1121	A1054	U986	G916
C	C	A1862		U1634	C1564	A1501	C1432	U1349		U1210	U1121	A1055	U987	A917
C	C	U1863		U1634	C1564	A1502	C1433	U1349		U1211	U1122	U1056	U988	C918
C	C	G1864		U1634	C1564	A1503	C1434	U1349		U1212	U1123	A1057		
C	C	A1865		U1634	C1564	A1504	C1435	U1349		U1213	A1129	A1057	A992	A921
C	C	U1866		U1634	C1564	A1505	C1436	U1349		U1214	A1130	U1060	G993	G924
C	C	G1867		U1634	C1564	A1506	C1437	U1349		U1215	G1131	U1061	G994	A925
C	C	A1868		U1634	C1564	A1507	C1438	U1349		G1222	G1134	A1064		

U3078	G2993	G2922	A2853	U2781	U2712	A2635	C2560	C	G2435	C2365	U2394	C2312	U2140	A
U3079	A2994	G2923	U2854	U2762	U2713	A2636	C2566	C	U2436	C2366	U2298	A2213	U2141	C
G3080	U2995	G2924	U2859	U2783	A2637	A2637	C2567	U	A2437	G2367	A2299	A2214	U2142	C
G3081	G2996	C2925	U2860	U2791	C2638	C2638	C2568	U	A2438	G2368	G2370	G2218	U2143	G
G3082	G2997	A2926	G2863	U2792	A2642	A2642	C2569	U	A2439	G2369	G2302	G2219	U2144	C
G3083	C3001	C2927	A2864	U2793	A2643	A2643	U2570	U	A2440	G2370	A2303	A2220	U2145	U
G3084	G3002	G2928	U2865	U2794	C2644	C2644	U2571	A	A2441	A2372	A2304	A2221	C2146	C
G3085	C3003	A2929	U2866	U2795	C2645	C2645	C2572	U	A2442	A2373	C2305	A2222	C2147	U
G3086	C3004	C2930	C2867	U2796	C2646	C2646	G2573	U	A2443	C2374	C2306	U2223	U2148	G
A3087	A3005	U2932	U2868	C2797	A2647	A2647	G2574	U	A2444	G2375	G2307	U2224	A2149	C
G3088	A3006	A2933	U2869	C2798	C2648	C2648	U2575	U	A	G2376	C2308	G2225	U2150	G
G3089	U3007	C2934	C2870	A2799	A2649	A2649	U2576	U	U	G2377	A2309	A2226	U2151	C
U3090	U3008	A2935	G2871	G2800	U2650	U2650	C2577	U	U	U	G2310	A2227	U2152	G
A3091	A3011	A2936	G2872	A2801	G2651	G2651	U2578	U	G	G2382	U2311	A2228	U2153	U
C3092	A3012	G2937	U2873	A2802	U2652	U2652	U2579	U	A	C2383	G2312	A2229	G2154	A
C3093	C3093	G2938	C2874	G2805	C2653	C2653	A2581	U	G	A2384	A2313	G2230	G2155	C
A3094	A3016	U2939	U2875	U2806	C2654	C2654	C2582	U	U	G2385	A2314	G2231	U2156	C
U3095	U3095	C2940	U2876	U2807	U2655	U2655	U2583	U	G	U2388	G2315	A2232	U2157	A
G3096	A3024	A2941	G2877	U2808	A2656	A2656	U2584	U	U	U	G2316	A2233	U2158	U
A3027	U3027	U2942	U2878	A2809	A2657	A2657	U2585	U	U	U	G2317	A2234	U2159	U
G3028	G3028	U2943	C2879	C2810	G2658	G2658	G2586	U	U	C2392	A2318	A2235	G2160	A
U3100	U3100	U2944	U2880	C2811	G2659	G2659	U2587	U	A	G2393	U2319	G2236	A2161	G
U3104	A3032	G2945	C2881	A2812	C2660	C2660	U2588	U	U	G2394	U2320	G2237	U2162	G
U3109	A3035	U2946	U2882	A2813	G2661	G2661	U2589	U	U	G2395	A2321	G2238	U2163	G
G3112	G3036	G2947	U2883	G2814	C2662	C2662	U2590	U	U	G2396	A2322	G2239	U2164	G
U3115	U3037	U2948	C2884	G2815	A2663	A2663	U2591	U	U	A2397	A2323	G2240	U2165	G
G3116	G3038	U2949	C2885	G2816	C2664	C2664	U2592	U	U	G2398	U2324	G2241	U2166	U
G3121	U3041	C2950	U2886	A2817	A2665	A2665	U2593	U	U	C2400	A2325	G2242	U2167	A
A3122	U3042	G2951	U2887	C2818	A2666	A2666	U2594	U	U	G2401	U2326	G2243	U2168	G
G3123	G3044	U2952	U2888	A2819	A2667	A2667	U2595	U	U	A2402	C2327	G2244	U2169	G
G3124	A3046	G2953	U2889	C2820	A2668	A2668	U2596	U	U	G2403	C2328	G2245	U2170	G
U3125	U3047	C2954	U2890	G2821	A2669	A2669	U2597	U	U	G2404	C2329	G2246	U2171	G
G3126	G3048	U2955	U2891	C2822	A2670	A2670	U2598	U	U	G2405	C2330	G2247	U2172	U
A3129	U3050	G2956	U2892	G2823	A2671	A2671	U2599	U	U	G2406	C2331	G2248	U2173	U
U3130	U3051	U2957	U2893	C2824	A2672	A2672	U2600	U	U	G2407	A2332	G2249	U2174	U
G3131	U3052	G2958	U2894	G2825	A2673	A2673	U2601	U	U	U2410	U2333	G2250	U2175	G
G3132	U3053	U2959	U2895	C2826	A2674	A2674	U2602	U	U	G2411	U2334	G2251	U2176	G
A3133	U3054	G2960	U2896	G2827	A2675	A2675	U2603	U	U	G2412	U2335	G2252	U2177	U
G3134	G3055	U2961	U2897	C2828	A2676	A2676	U2604	U	U	G2413	U2336	G2253	U2178	G
A3139	U3056	U2962	U2898	G2829	A2677	A2677	U2605	U	U	G2414	U2337	G2254	U2179	G
G3142	U3057	G2963	U2899	C2830	A2678	A2678	U2606	U	U	G2415	C2338	G2255	U2180	G
C3143	U3058	C2964	U2900	G2831	A2679	A2679	U2607	U	U	G2416	U2339	G2256	U2181	G
G3145	U3059	U2965	U2901	C2832	A2680	A2680	U2608	U	U	U2417	U2340	G2257	U2182	G
U3146	G3060	G2966	U2902	G2833	A2681	A2681	U2609	U	U	G2418	U2341	G2258	U2183	G
G3147	U3061	U2967	U2903	C2834	A2682	A2682	U2610	U	U	G2419	U2342	G2259	U2184	G
A3150	U3062	G2968	U2904	G2835	A2683	A2683	U2611	U	U	G2420	U2343	G2260	U2185	G
U3153	U3063	U2969	U2905	C2836	A2684	A2684	U2612	U	U	G2421	U2344	G2261	U2186	G
	G3064	U2970	U2906	A2837	A2685	A2685	U2613	U	U	U2422	U2345	G2262	U2187	G
	C3065	G2971	U2907	G2838	A2686	A2686	U2614	U	U	C2423	U2346	G2263	U2188	G
	U3066	U2972	U2908	C2839	A2687	A2687	U2615	U	U	U2424	U2347	G2264	U2189	G
	G3067	G2973	U2909	G2840	A2688	A2688	U2616	U	U	C2425	U2348	G2265	U2190	G
	U3068	U2974	U2910	C2841	A2689	A2689	U2617	U	U	U2426	U2349	G2266	U2191	G
		G2975	U2911	G2842	A2690	A2690	U2618	U	U	C2427	U2350	G2267	U2192	G
		U2976	U2912	U2843	A2691	A2691	U2619	U	U	U2428	U2351	G2268	U2193	G
		G2977	U2913	U2844	A2692	A2692	U2620	U	U	U2429	U2352	G2269	U2194	G
		U2978	U2914	C2845	A2693	A2693	U2621	U	U	C2430	U2353	G2270	U2195	G
		G2979	U2915	G2846	A2694	A2694	U2622	U	U	U2431	U2354	G2271	U2196	G
		U2980	U2916	C2847	A2695	A2695	U2623	U	U	C2432	U2355	G2272	U2197	G
		G2981	U2917	G2848	A2696	A2696	U2624	U	U	U2433	U2356	G2273	U2198	G
		U2982	U2918	C2849	A2697	A2697	U2625	U	U	U2434	U2357	G2274	U2199	G
		G2983	U2919	G2850	A2698	A2698	U2626	U	U	U2435	U2358	G2275	U2200	G
		U2984	U2920	C2851	A2699	A2699	U2627	U	U	U2436	U2359	G2276	U2201	G
		G2985	U2921	G2852	A2700	A2700	U2628	U	U	C2437	U2360	G2277	U2202	G
		U2986	U2922	C2853	A2701	A2701	U2629	U	U	U2438	U2361	G2278	U2203	G
		G2987	U2923	G2854	A2702	A2702	U2630	U	U	U2439	U2362	G2279	U2204	G
		U2988	U2924	C2855	A2703	A2703	U2631	U	U	C2440	U2363	G2280	U2205	G
		G2989	U2925	G2856	A2704	A2704	U2632	U	U	U2441	U2364	G2281	U2206	G
		U2990	U2926	C2857	A2705	A2705	U2633	U	U	U2442	U2365	G2282	U2207	G
		G2991	U2927	G2858	A2706	A2706	U2634	U	U	C2443	U2366	G2283	U2208	G
		U2992	U2928	C2859	A2707	A2707	U2635	U	U	U2444	U2367	G2284	U2209	G
		G2993	U2929	G2860	A2708	A2708	U2636	U	U	U2445	U2368	G2285	U2210	G
		U2994	U2930	C2861	A2709	A2709	U2637	U	U	U2446	U2369	G2286	U2211	G
		G2995	U2931	G2862	A2710	A2710	U2638	U	U	U2447	U2370	G2287	U2212	G
		U2996	U2932	C2863	A2711	A2711	U2639	U	U	U2448	U2371	G2288	U2213	G
		G2997	U2933	G2864	A2712	A2712	U2640	U	U	U2449	U2372	G2289	U2214	G
		U2998	U2934	C2865	A2713	A2713	U2641	U	U	U2450	U2373	G2290	U2215	G
		G2999	U2935	G2866	A2714	A2714	U2642	U	U	U2451	U2374	G2291	U2216	G
		U3000	U2936	C2867	A2715	A2715	U2643	U	U	U2452	U2375	G2292	U2217	G
		G3001	U2937	G2868	A2716	A2716	U2644	U	U	U2453	U2376	G2293	U2218	G
		C3002	U2938	C2869	A2717	A2717	U2645	U	U	U2454	U2377	G2294	U2219	G
		U3003	U2939	G2870	A2718	A2718	U2646	U	U	U2455	U2378	G2295	U2220	G
		G3004	U2940	C2871	A2719	A2719	U2647	U	U	U2456	U2379	G2296	U2221	G
		A3005	U2941	G2872	A2720	A2720	U2648	U	U	U2457	U2380	G2297	U2222	G
		U3006	U2942	C2873	A2721	A2721	U2649	U	U	U2458	U2381	G2298	U2223	G
		G3007	U2943	G2874	A2722	A2722	U2650	U	U	U2459	U2382	G2299	U2224	G
		U3008	U2944	C2875	A2723	A2723	U2651	U	U	U2460	U2383	G2300	U2225	G
		G3009	U2945	G2876	A2724	A2724	U2652	U	U	U2461	U2384	G2301	U2226	G
		A3010	U2946	C2877	A2725	A2725	U2653	U	U	U2462	U2385	G2302	U2227	G
		U3011	U2947	G2878	A2726	A2726	U2654	U	U	U2463	U2386	G2303	U2228	G
		C3012	U2948	C2879	A2727	A2727	U2655	U	U	U2464	U2387	G2304	U2229	G
		G3013	U2949	G2880	A2728	A2728	U2656	U	U	U2465	U2388	G2305	U2230	G
		U3014	U2950	C2881	A2729	A2729	U2657	U	U	U2466	U2389	G2306	U2231	G
		A3015	U2951	G2882	A2730	A2730	U2658	U	U	U2467	U2390	G2307	U2232	G
		U3016	U2952	C2883	A2731	A2731	U2659	U	U	U2468	U2391	G2308	U2233	G
		G3017	U2953	G2884	A2732	A2732	U2660	U	U	U2469	U2392</			



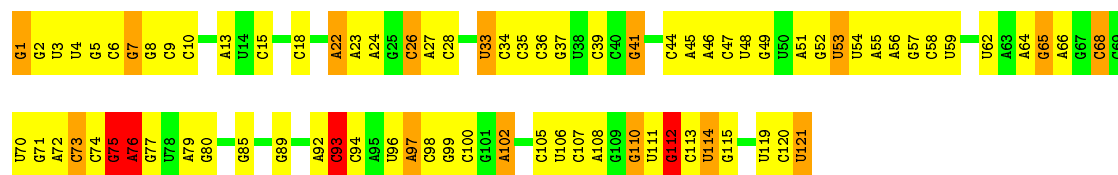
• Molecule 2: 5S Ribosomal RNA

Chain 3: 41% 49% 9% .



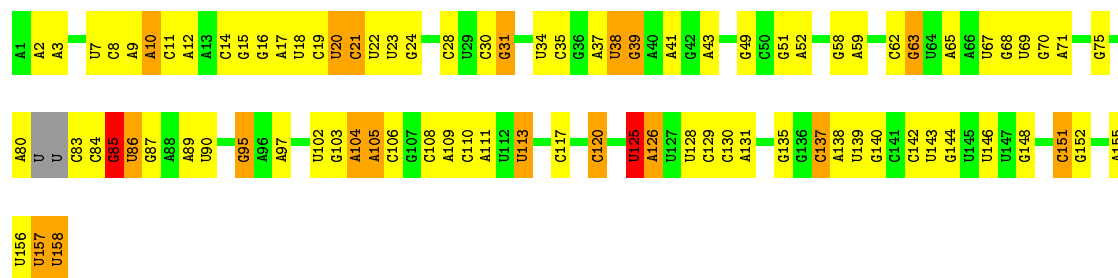
• Molecule 2: 5S Ribosomal RNA

Chain 7: 34% 50% 12% .



• Molecule 3: 5.8S ribosomal RNA

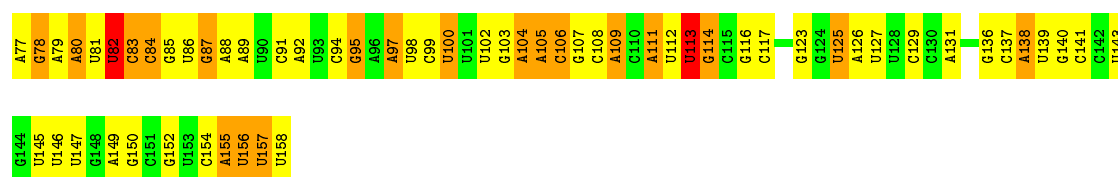
Chain 4: 44% 42% 11% ..



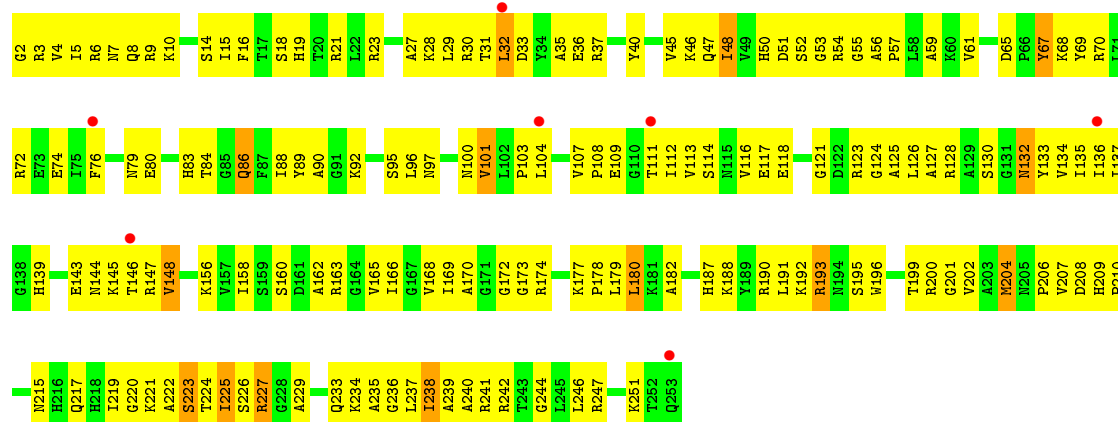
• Molecule 3: 5.8S ribosomal RNA

Chain 8: 36% 44% 18% .

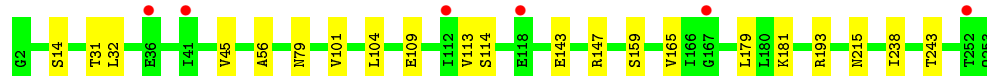
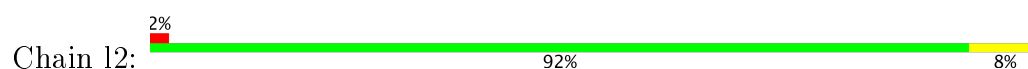




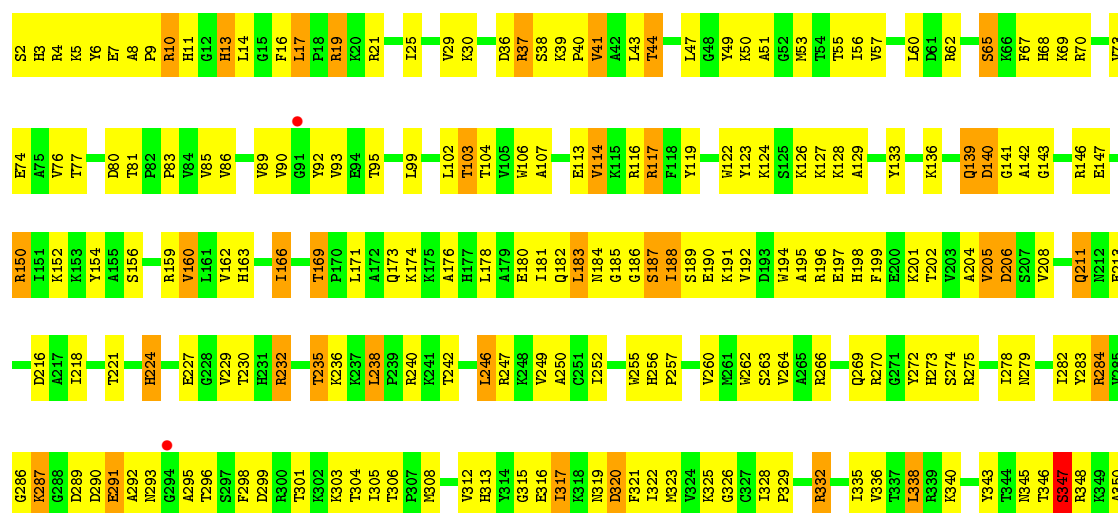
• Molecule 4: 60S ribosomal protein L2-A



• Molecule 4: 60S ribosomal protein L2-A



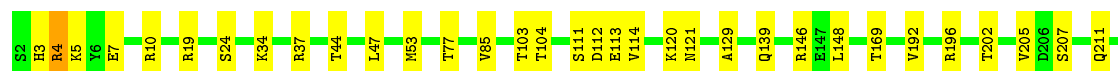
• Molecule 5: 60S ribosomal protein L3





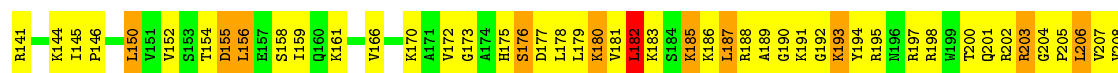
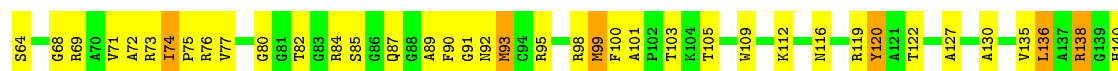
• Molecule 5: 60S ribosomal protein L3

Chain l3: 88% 12%



• Molecule 6: 60S ribosomal protein L4-A

Chain L4: 39% 53% 8%




• Molecule 6: 60S ribosomal protein L4-A

Chain l4: 2% 89% 11%

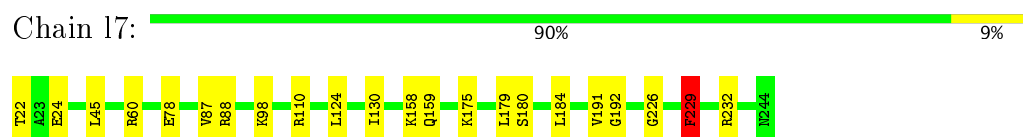


• Molecule 7: 60S ribosomal protein L5

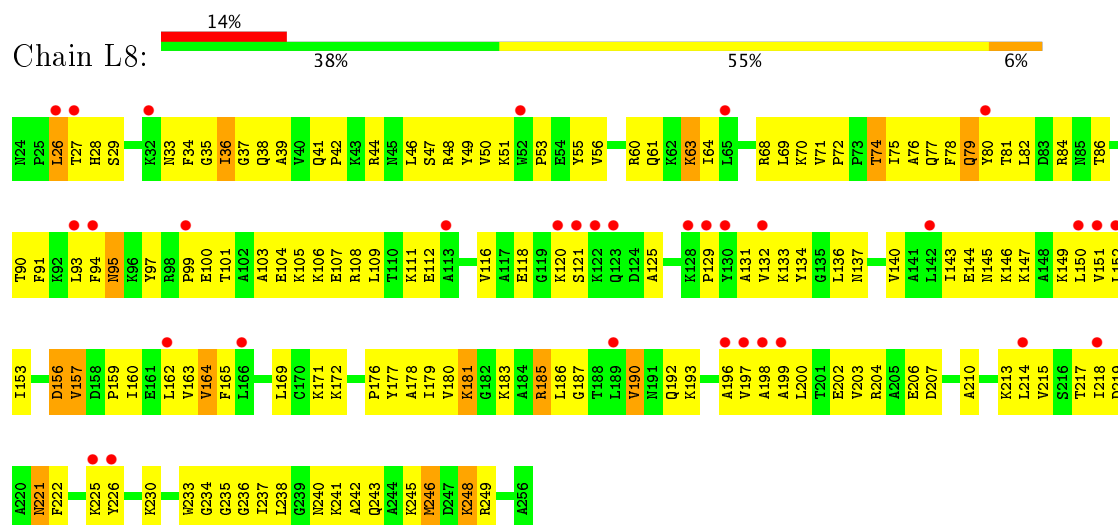
Chain L5: 8% 44% 50% 6%



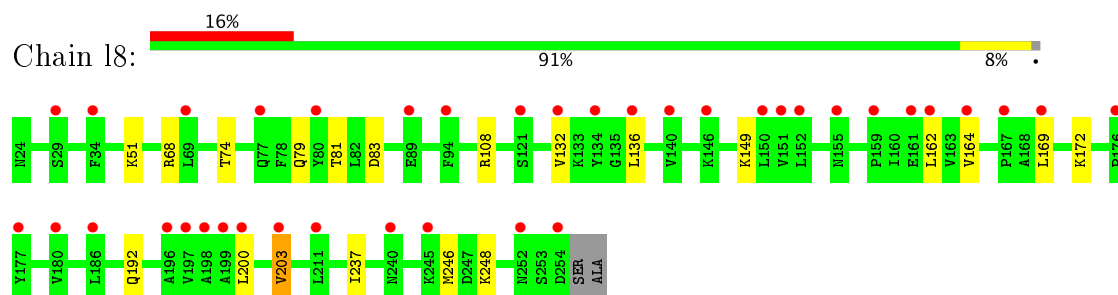
• Molecule 9: 60S ribosomal protein L7-A



• Molecule 10: 60S ribosomal protein L8-A

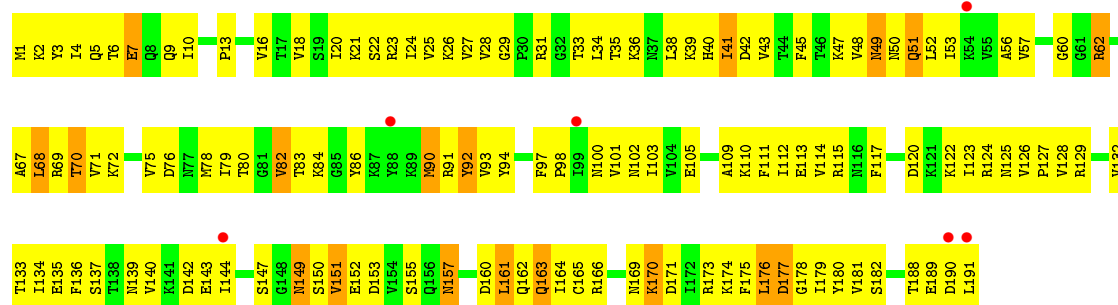


• Molecule 10: 60S ribosomal protein L8-A

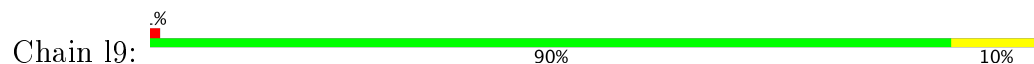


• Molecule 11: 60S ribosomal protein L9-A

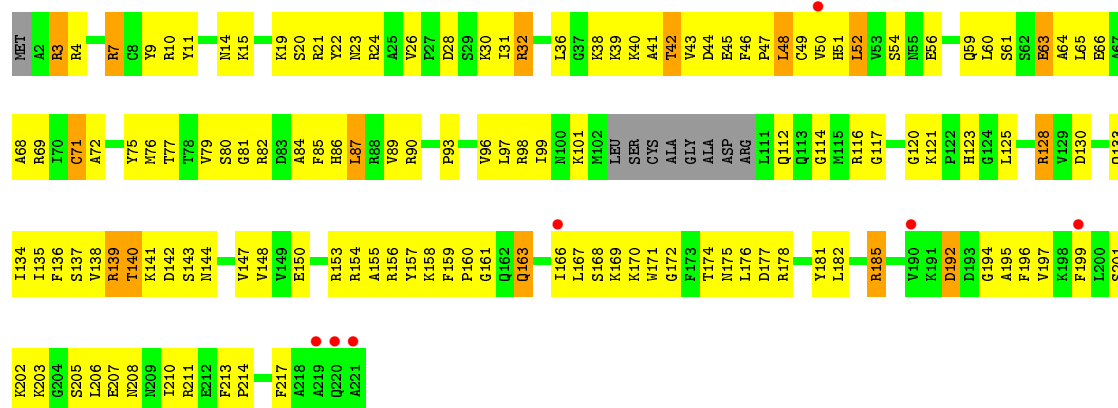




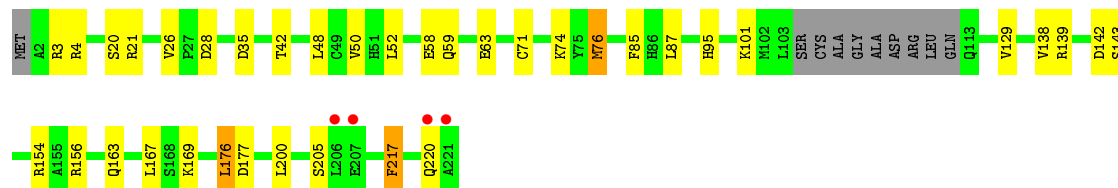
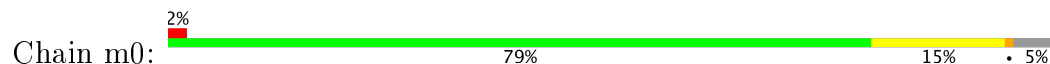
• Molecule 11: 60S ribosomal protein L9-A



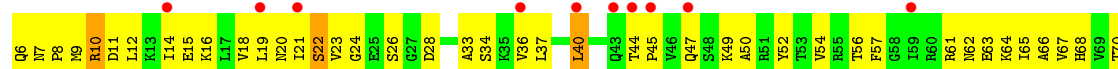
• Molecule 12: 60S ribosomal protein L10

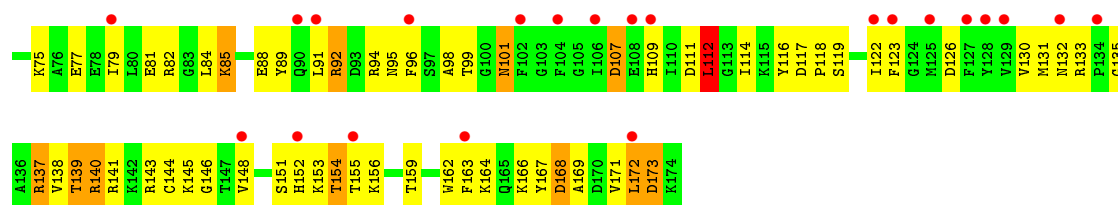


• Molecule 12: 60S ribosomal protein L10

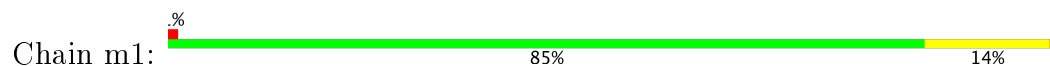


• Molecule 13: 60S ribosomal protein L11-B

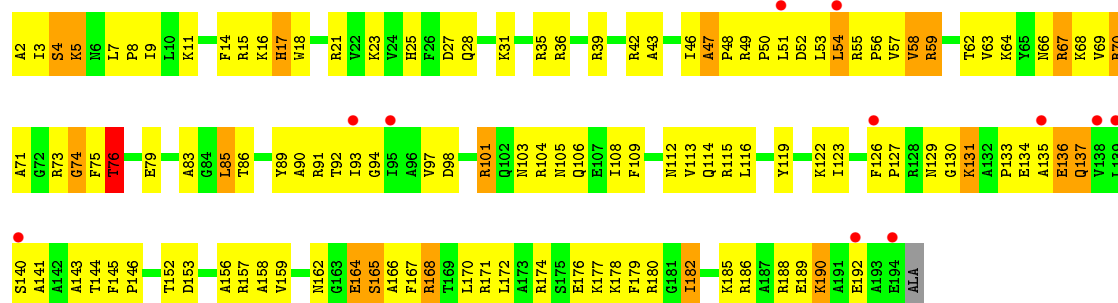




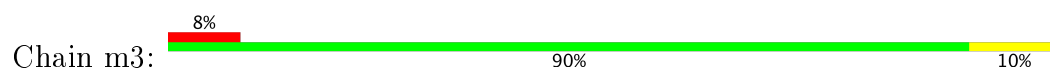
- Molecule 13: 60S ribosomal protein L11-B



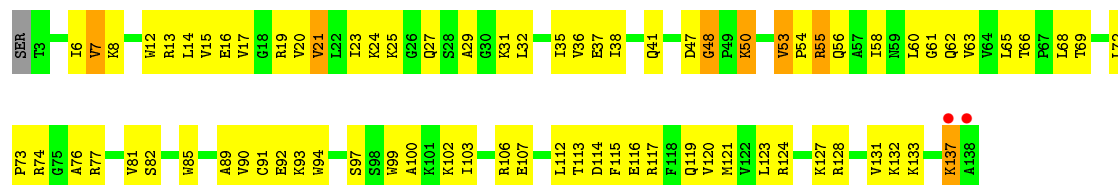
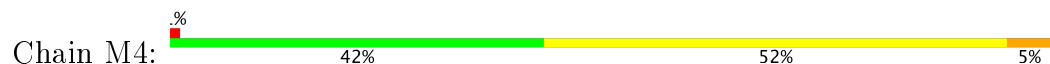
- Molecule 14: 60S ribosomal protein L13-A



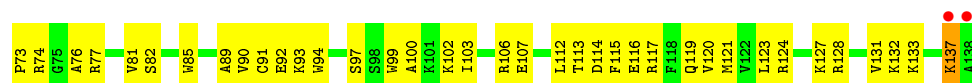
- Molecule 14: 60S ribosomal protein L13-A

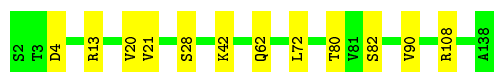


- Molecule 15: 60S ribosomal protein L14-A

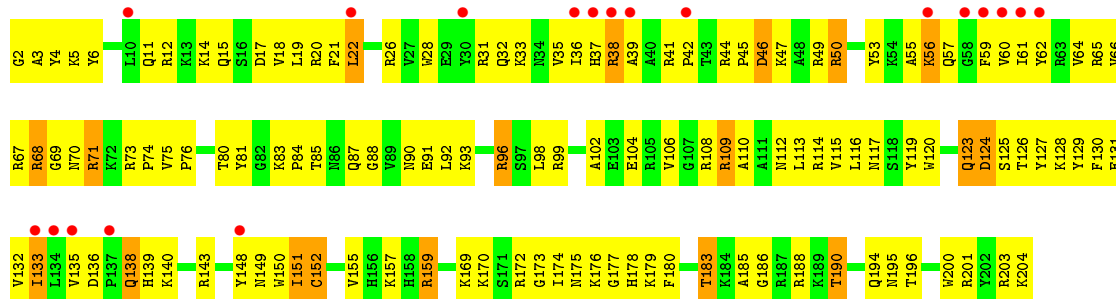


- Molecule 15: 60S ribosomal protein L14-A

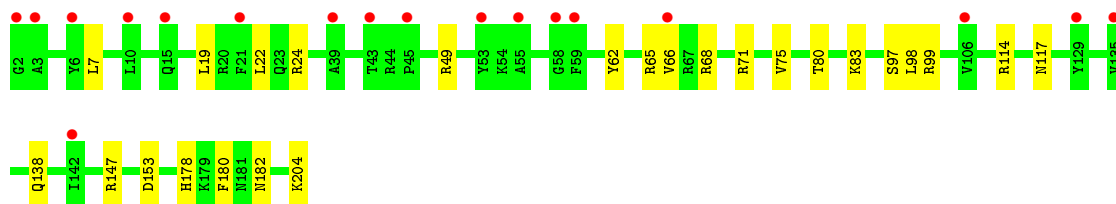
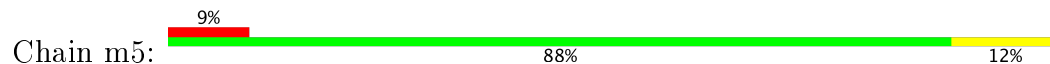




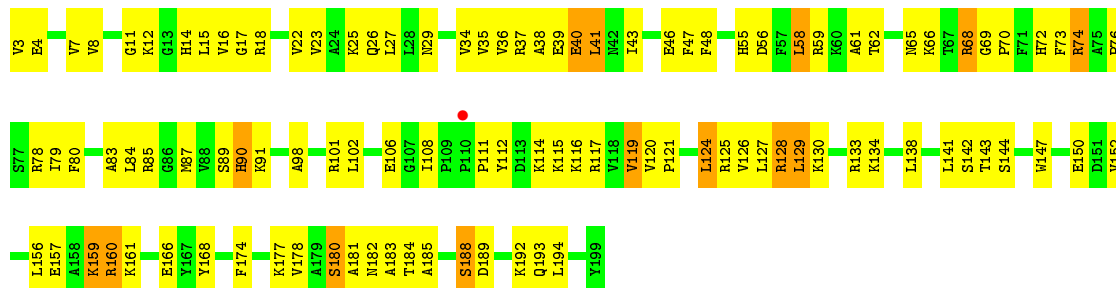
• Molecule 16: 60S ribosomal protein L15-A



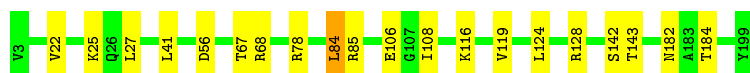
• Molecule 16: 60S ribosomal protein L15-A



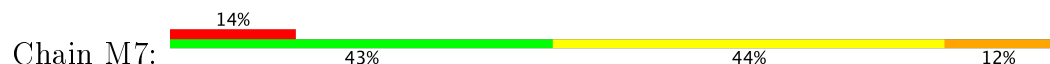
• Molecule 17: 60S ribosomal protein L16-A

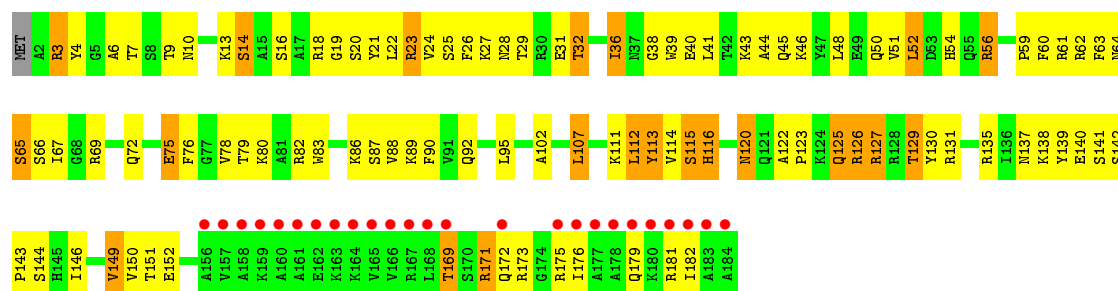


• Molecule 17: 60S ribosomal protein L16-A

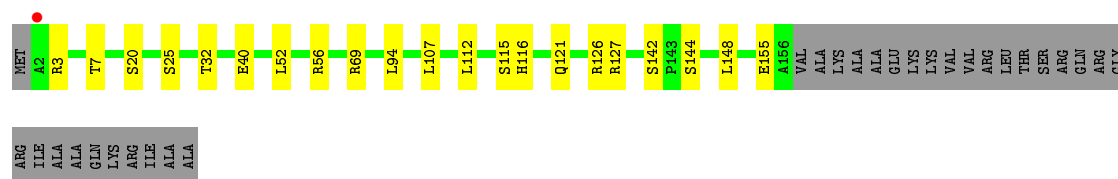
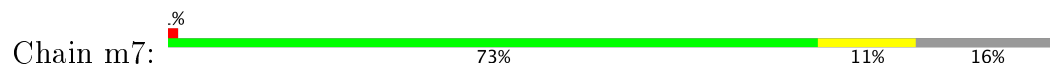


• Molecule 18: 60S ribosomal protein L17-A

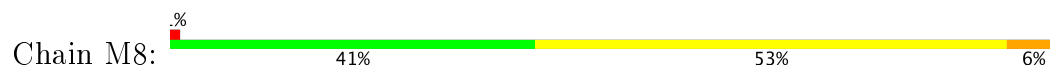




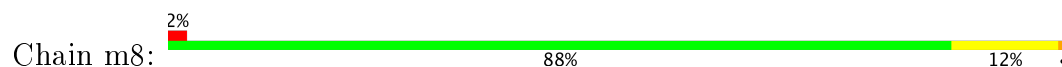
• Molecule 18: 60S ribosomal protein L17-A



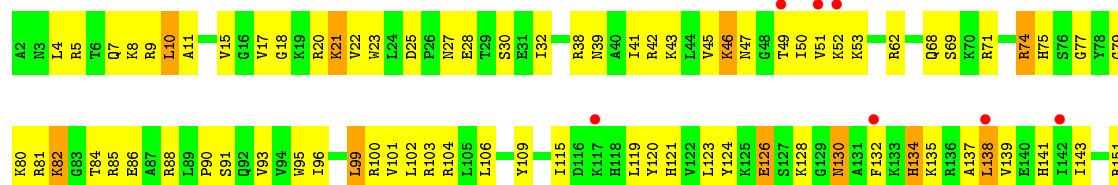
• Molecule 19: 60S ribosomal protein L18-A



• Molecule 19: 60S ribosomal protein L18-A



• Molecule 20: 60S ribosomal protein L19-A

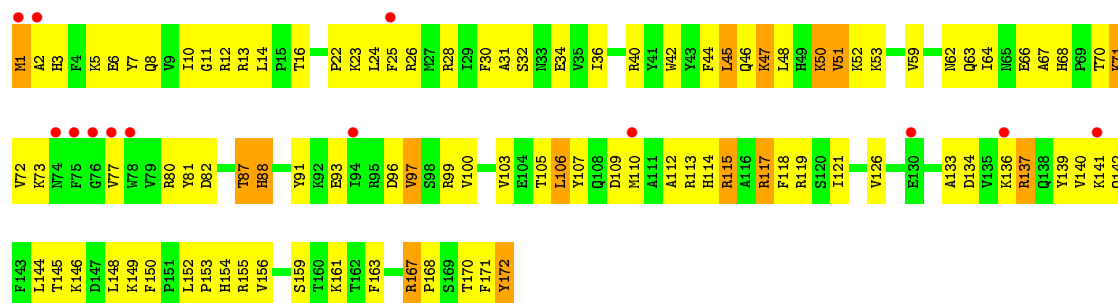




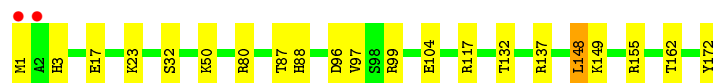
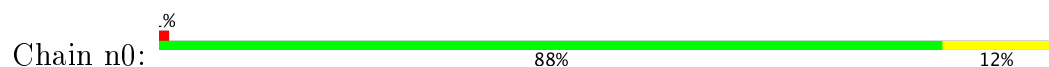
- Molecule 20: 60S ribosomal protein L19-A



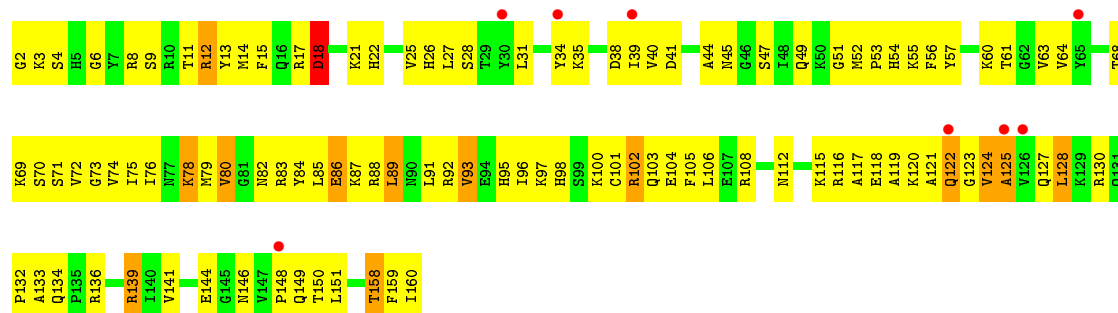
- Molecule 21: 60S ribosomal protein L20-A



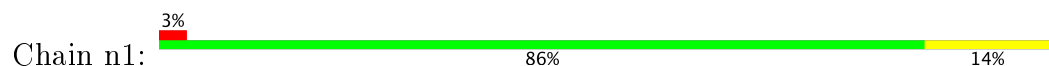
- Molecule 21: 60S ribosomal protein L20-A

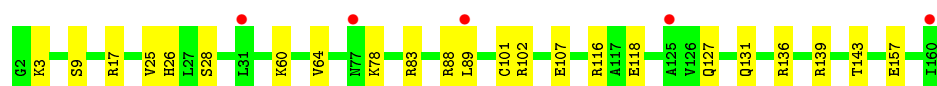


- Molecule 22: 60S ribosomal protein L21-A

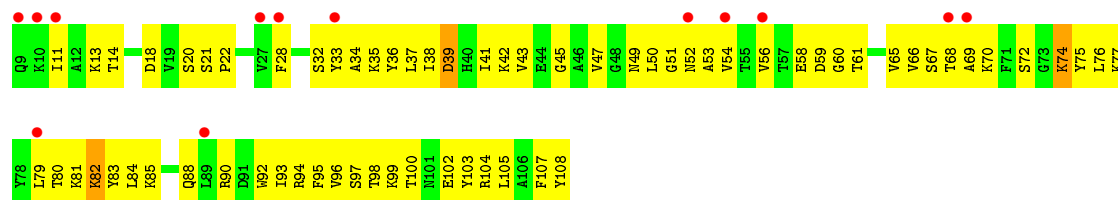


- Molecule 22: 60S ribosomal protein L21-A

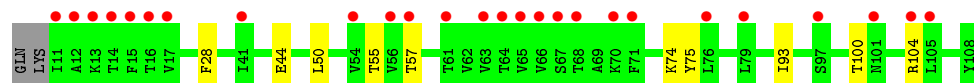
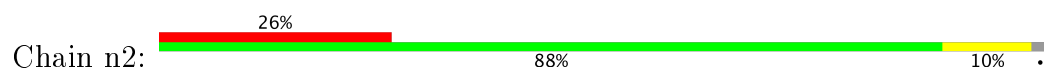




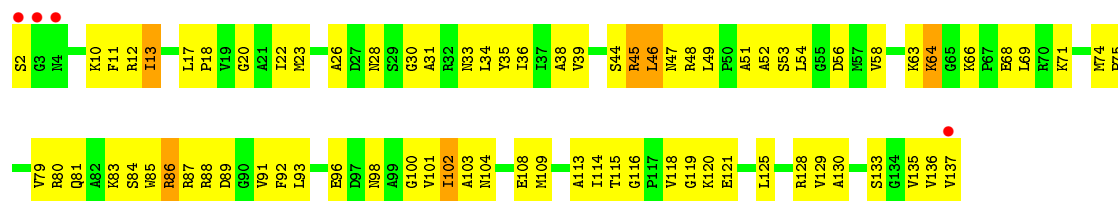
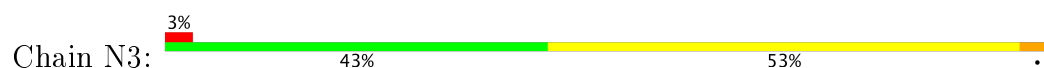
- Molecule 23: 60S ribosomal protein L22-A



- Molecule 23: 60S ribosomal protein L22-A



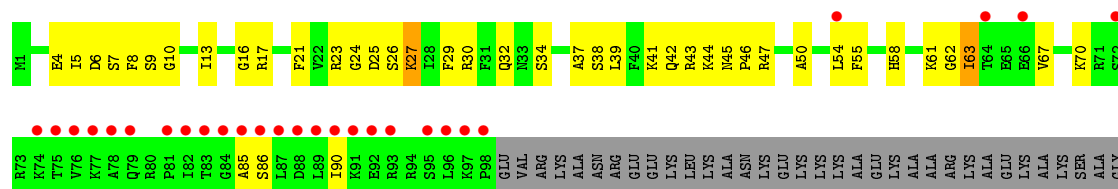
- Molecule 24: 60S ribosomal protein L23-A



- Molecule 24: 60S ribosomal protein L23-A

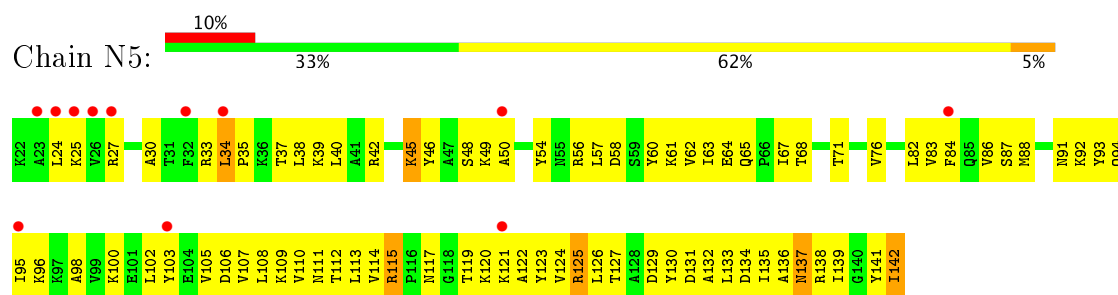


- Molecule 25: 60S ribosomal protein L24-A

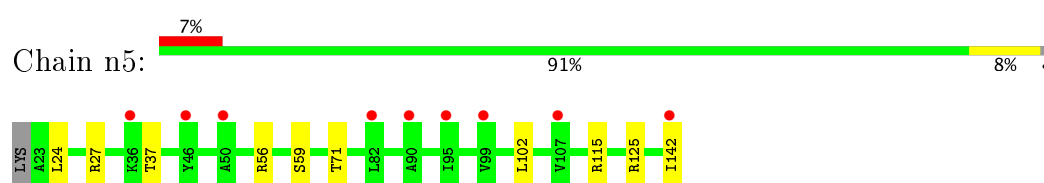


THR
GLN
SER
SER
LYS
PHE
SER
LYS
GLN
GLN
ALA
GLY
GLY
ALA
PHE
GLN
LYS
VAL
ALA
THR
SER
ARG

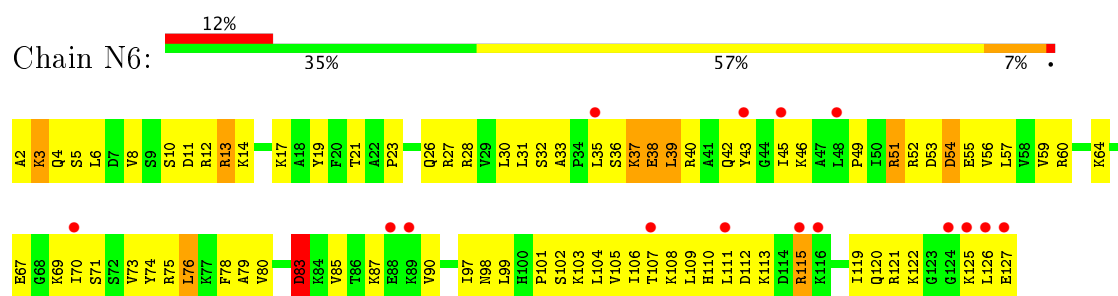
- Molecule 26: 60S ribosomal protein L25



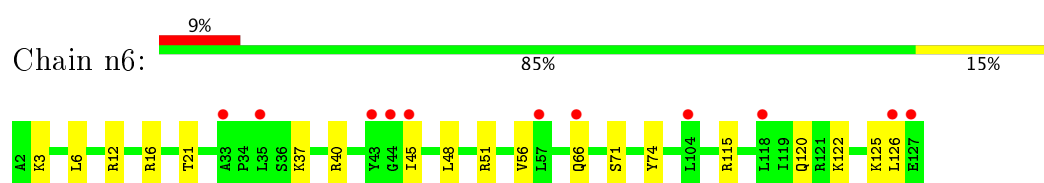
- Molecule 26: 60S ribosomal protein L25



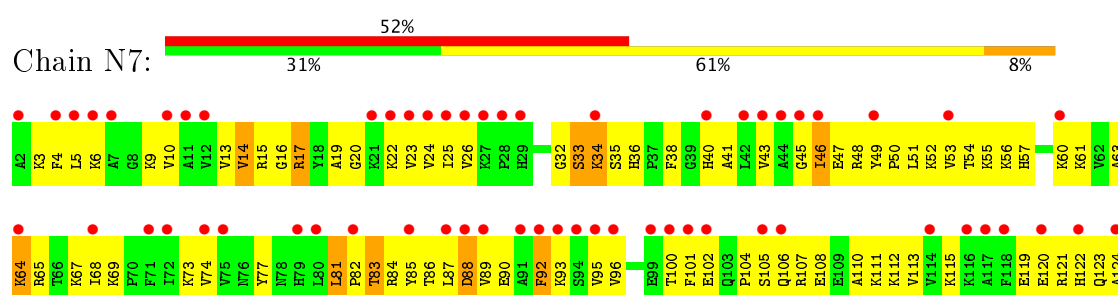
- Molecule 27: 60S ribosomal protein L26-A

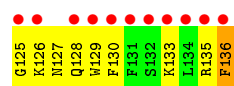


- Molecule 27: 60S ribosomal protein L26-A

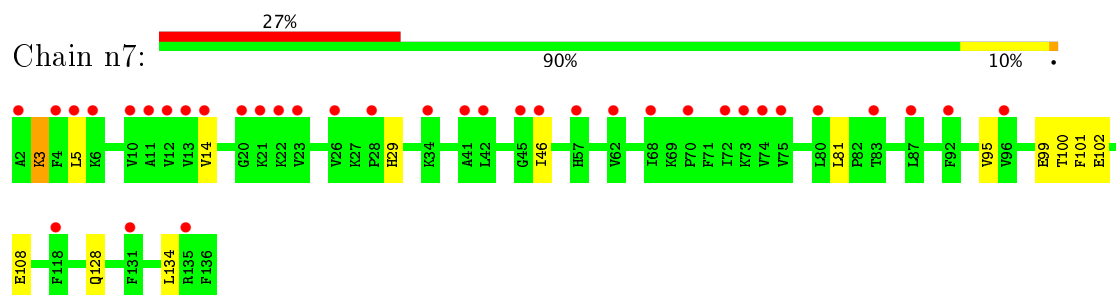


- Molecule 28: 60S ribosomal protein L27-A

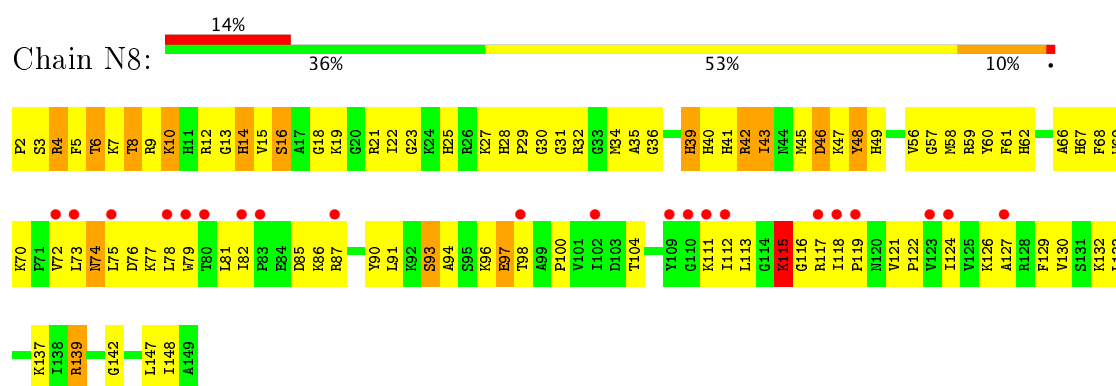




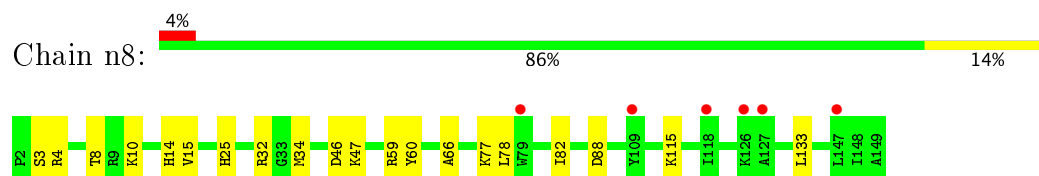
- Molecule 28: 60S ribosomal protein L27-A



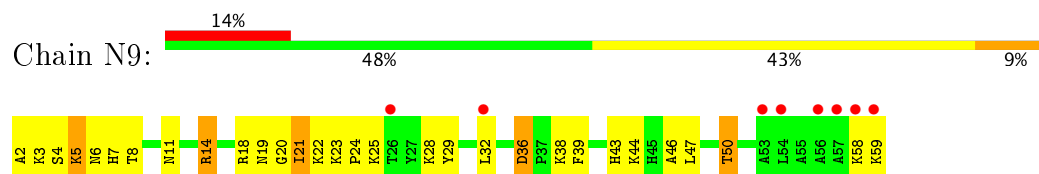
- Molecule 29: 60S ribosomal protein L28



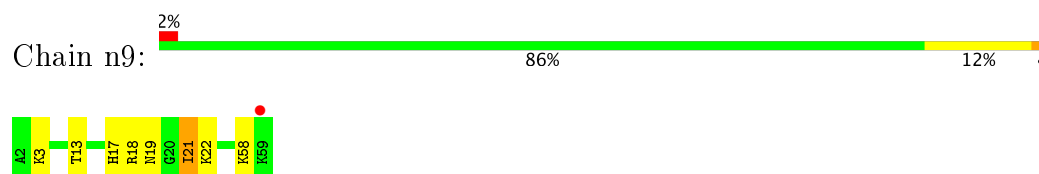
- Molecule 29: 60S ribosomal protein L28



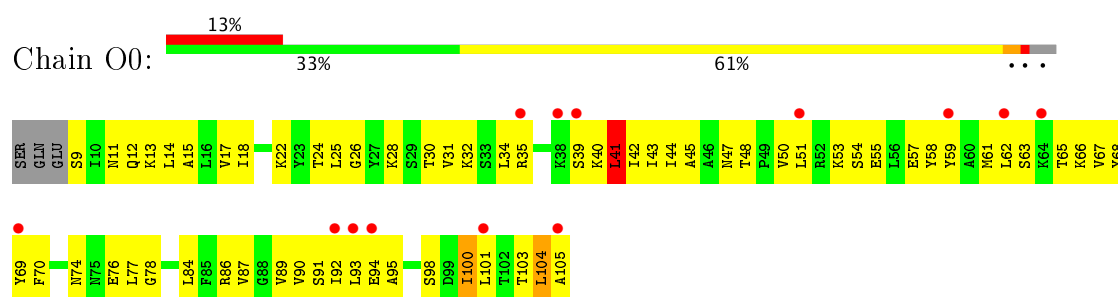
- Molecule 30: 60S ribosomal protein L29



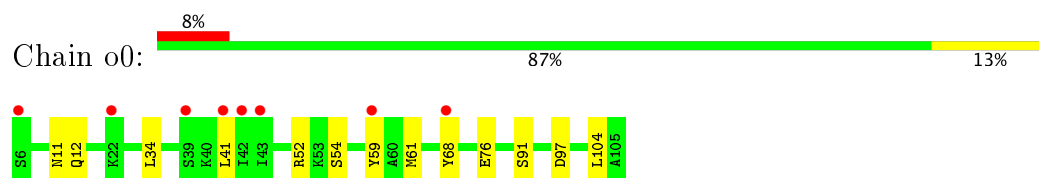
- Molecule 30: 60S ribosomal protein L29



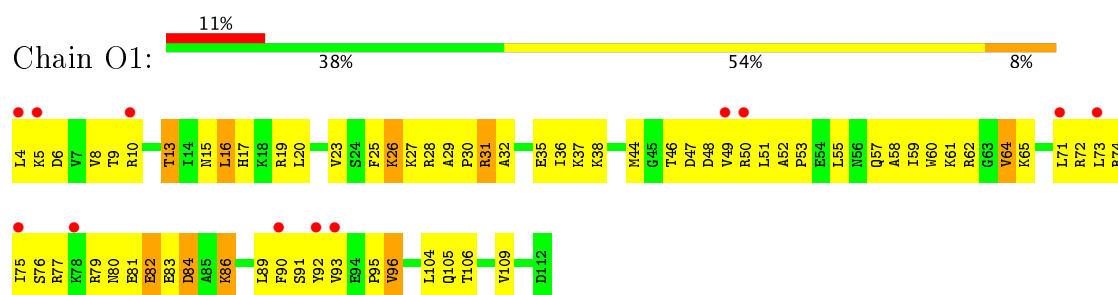
- Molecule 31: 60S ribosomal protein L30



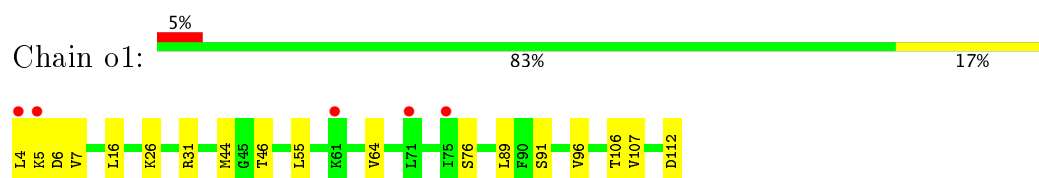
- Molecule 31: 60S ribosomal protein L30



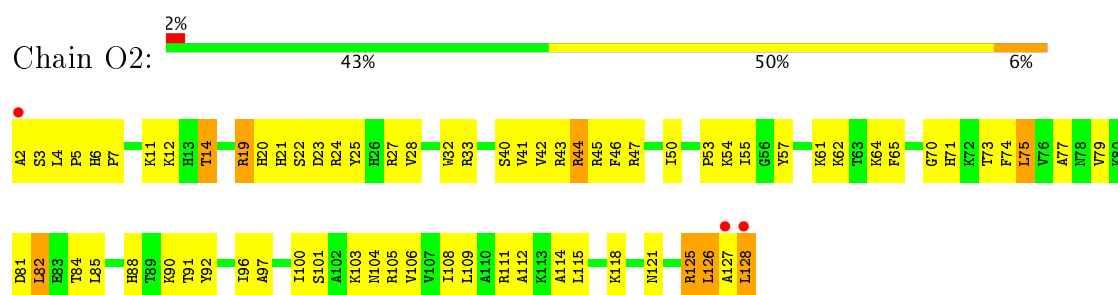
- Molecule 32: 60S ribosomal protein L31-A



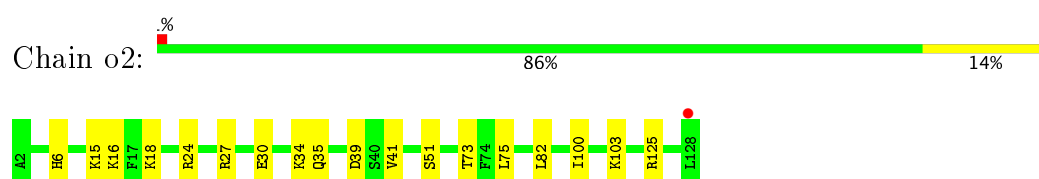
- Molecule 32: 60S ribosomal protein L31-A



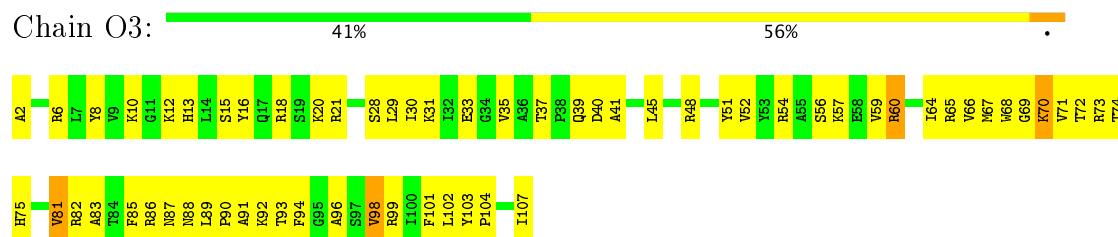
- Molecule 33: 60S ribosomal protein L32



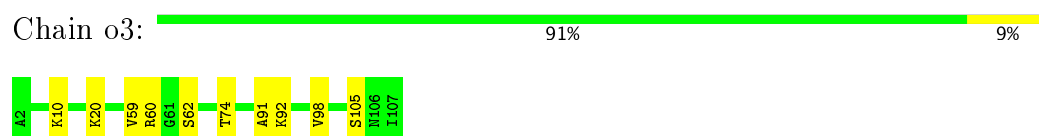
- Molecule 33: 60S ribosomal protein L32



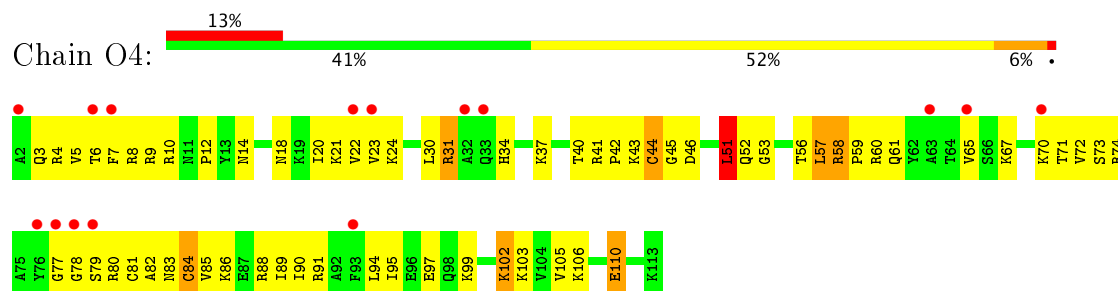
- Molecule 34: 60S ribosomal protein L33-A



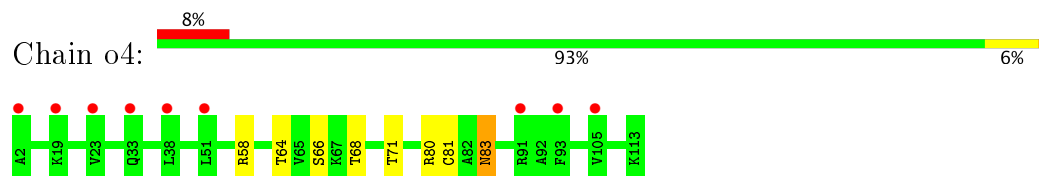
- Molecule 34: 60S ribosomal protein L33-A



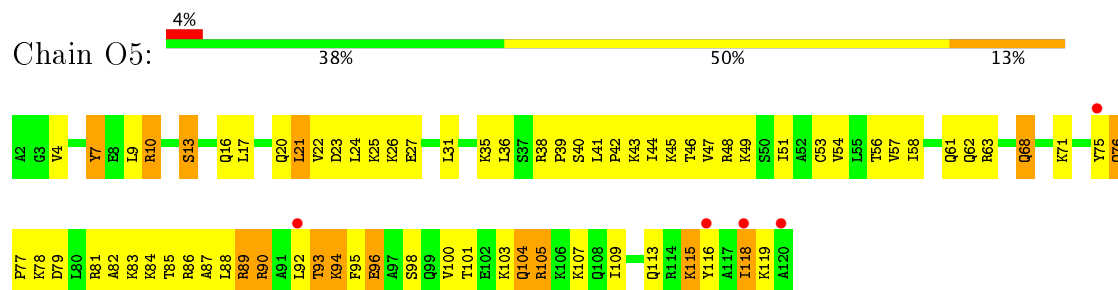
- Molecule 35: 60S ribosomal protein L34-A



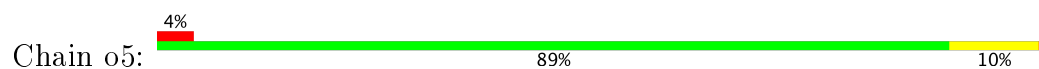
- Molecule 35: 60S ribosomal protein L34-A

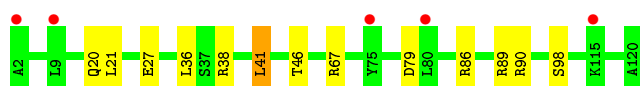


- Molecule 36: 60S ribosomal protein L35-A

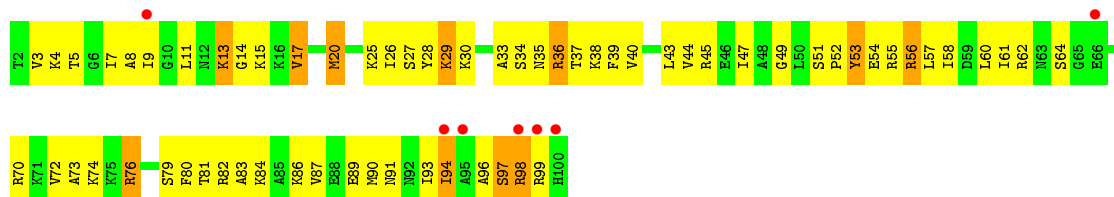


- Molecule 36: 60S ribosomal protein L35-A

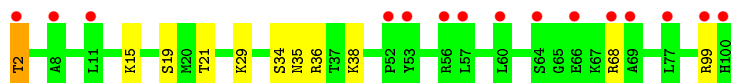
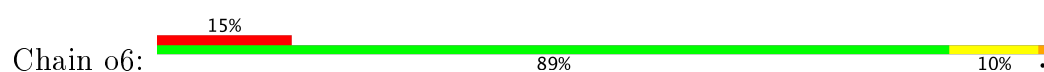




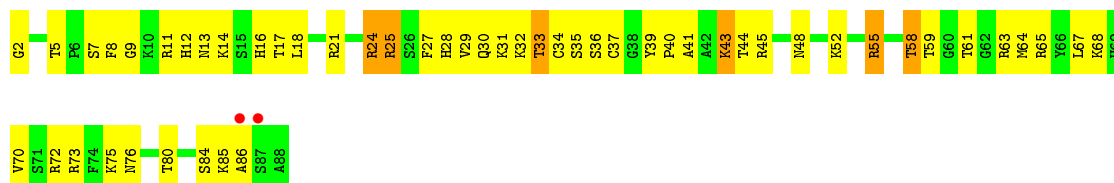
- Molecule 37: 60S ribosomal protein L36-A



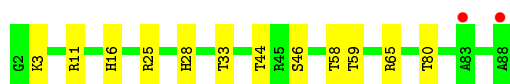
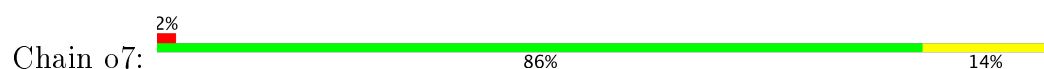
- Molecule 37: 60S ribosomal protein L36-A



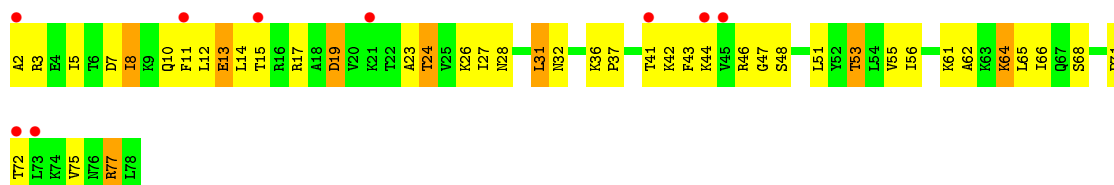
- Molecule 38: 60S ribosomal protein L37-A



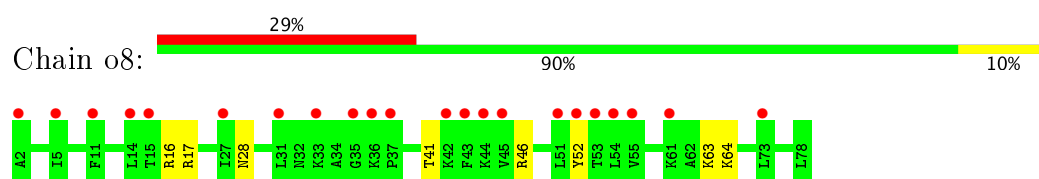
- Molecule 38: 60S ribosomal protein L37-A



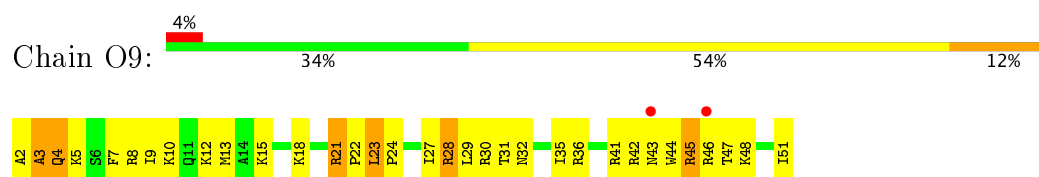
- Molecule 39: 60S ribosomal protein L38



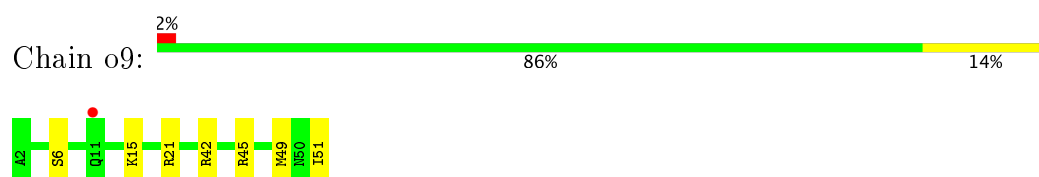
- Molecule 39: 60S ribosomal protein L38



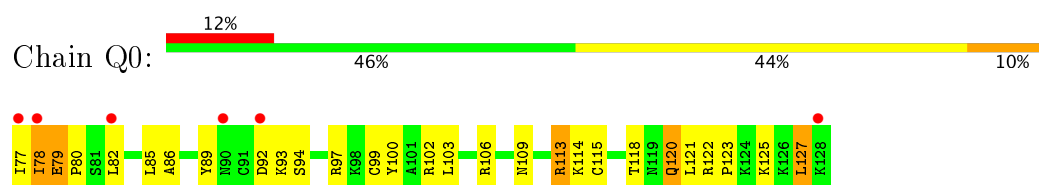
- Molecule 40: 60S ribosomal protein L39



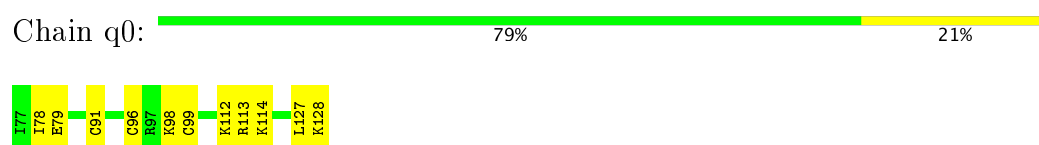
- Molecule 40: 60S ribosomal protein L39



- Molecule 41: Ubiquitin-60S ribosomal protein L40



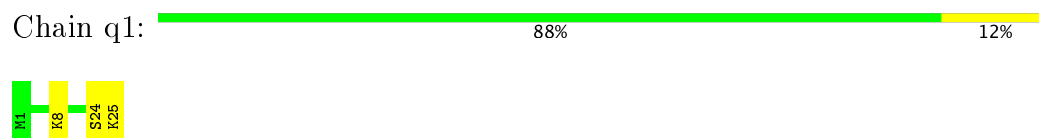
- Molecule 41: Ubiquitin-60S ribosomal protein L40



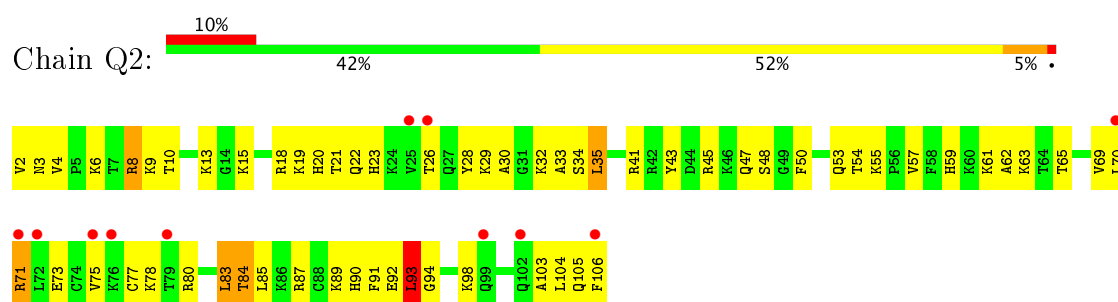
- Molecule 42: 60S ribosomal protein L41-A



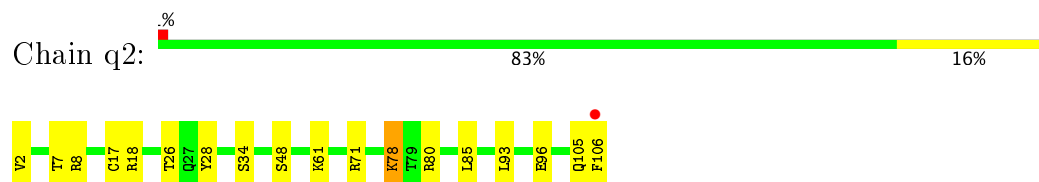
- Molecule 42: 60S ribosomal protein L41-A



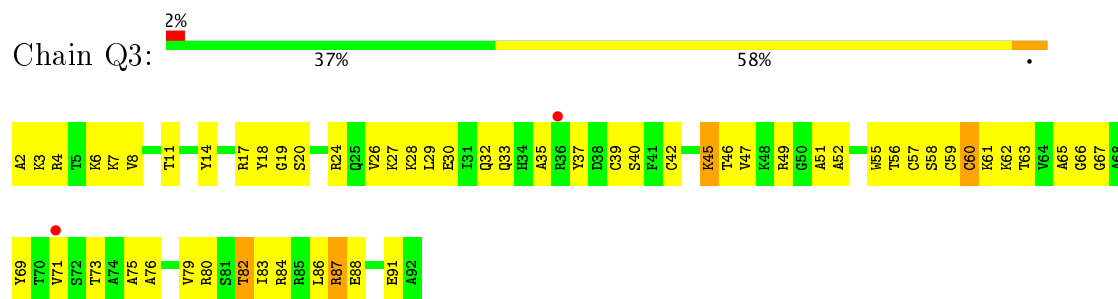
- Molecule 43: 60S ribosomal protein L42-A



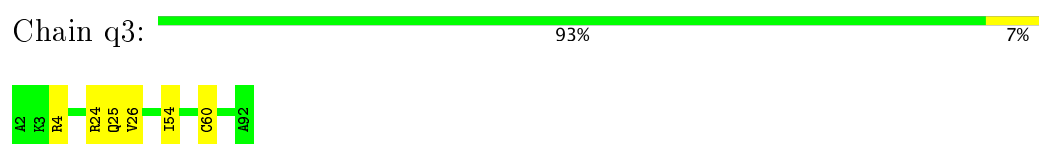
- Molecule 43: 60S ribosomal protein L42-A



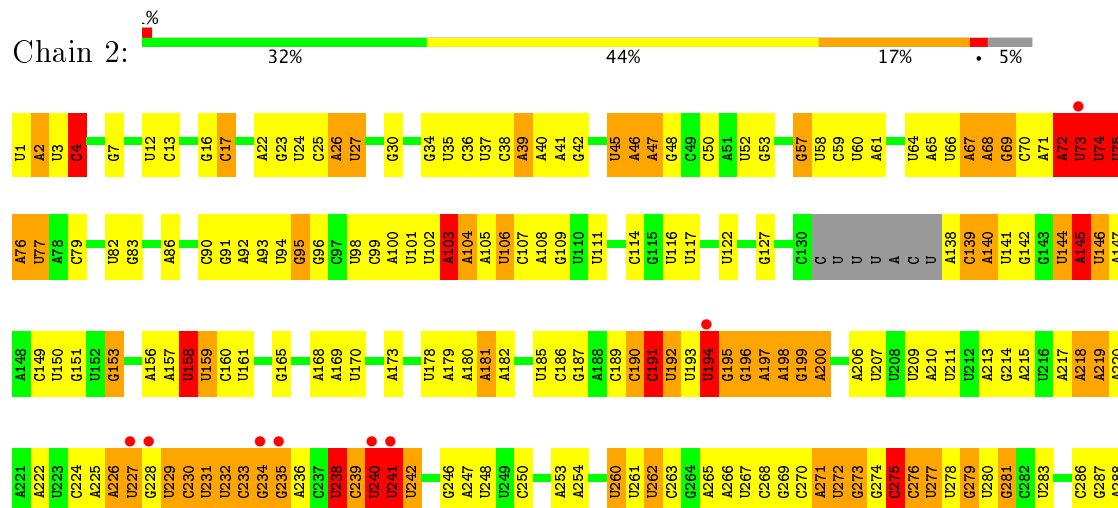
- Molecule 44: 60S ribosomal protein L43-A



- Molecule 44: 60S ribosomal protein L43-A

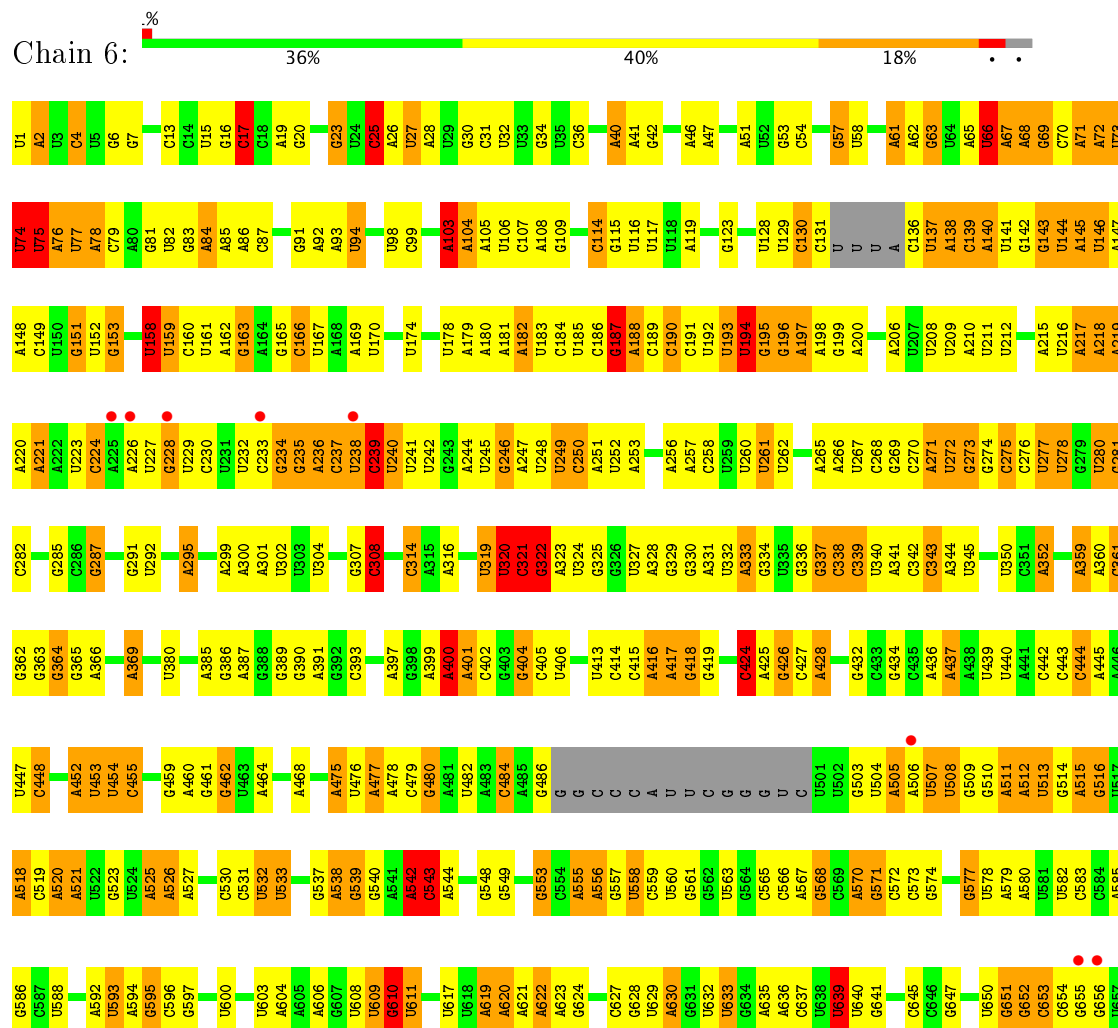


- Molecule 45: 18S ribosomal RNA

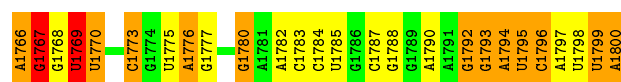


A1360	A1361	U1289	C1209	A1142	G1073	G997	G925	A859	G787	G	U	A511	U439	U368	U289
U1362	U1363	U1290	C1216	A1143	G1074	A1000	A926	U860	A788	G	U	A512	U444	A369	G290
U1364	U1365	G1291	A1217	U1144	C1075	C1001	C927	U861	A789	C	U	G514	C444	G370	G291
U1366	U1367	G1292	G1218	U1145	U1076	A1002	U928	A862	U790	U	U	G515	C448	G371	U292
U1368	U1369	G1293	G1219	A1146	A1077	A1003	A929	U863	A791	C	U	G516	C449	U379	U297
U1370	U1371	G1294	C1220	A1147	C1078	U1004	A930	U864	A792	U	U	G517	C450	U380	C298
U1372	U1373	G1295	A1221	U1148	C1079	A1005	G931	A865	A793	U	C	G518	U451	C381	A299
U1374	U1375	G1296	C1222	G1149	U1080	C1010	U932	G866	U794	G	G	G519	A452	C382	A300
U1376	U1377	G1297	A1223	U1150	A1081	C1011	A933	G867	U795	C	U	A520	A453	G383	A301
U1378	U1379	G1298	G1224	A1151	C1082	G1012	U934	G868	A796	C	G	A521	U454	G384	U302
U1380	U1381	G1299	A1225	U1152	U1083	U1013	U935	G869	U797	C	U	A522	U455	G385	U303
U1382	U1383	G1300	G1226	G1153	G1084	C937	G936	C870	A798	A	A	A523	C456	G386	U304
U1384	U1385	U1301	G1227	G1154	G1085	U1017	C937	G871	U799	C	U	A524	A457	A387	C305
U1386	U1387	U1302	A1228	G1155	G1086	U1018	U938	G872	U800	C	U	A525	G457	G388	C306
U1388	U1389	U1303	G1229	C1156	A1087	U1019	A940	U873	U801	C	U	A526	G458	G389	C308
U1390	U1391	U1304	G1230	A1157	A1088	A1020	A941	U874	U802	C	U	A527	G459	G390	C309
U1392	U1393	U1305	A1231	C1158	U1089	C1021	G942	G875	A804	C	U	A528	A460	A391	C310
U1394	U1395	U1306	C1232	G1159	U1090	A1025	A944	G877	A811	C	U	A529	G461	G392	C311
U1396	U1397	U1307	G1233	A1160	C1091	A1026	U947	U882	A812	C	U	A530	U463	C393	C312
U1398	U1399	U1308	A1234	C1161	A1092	A1027	U948	U883	U813	C	U	A531	A464	C394	C313
U1400	U1401	U1309	G1235	G1162	C1093	A1028	G949	C883	G815	C	U	A532	G465	C395	A315
U1402	U1403	U1310	G1236	A1163	G1094	C1029	C949	A884	G816	C	U	A533	A466	G396	A316
U1404	U1405	U1311	G1237	G1164	G1095	U1030	C950	U885	A817	C	U	A534	A468	A397	C317
U1406	U1407	U1312	A1238	A1165	C1096	A1031	A951	U886	C818	C	U	A535	C469	G398	C318
U1408	U1409	U1313	U1247	G1166	U1097	U1032	U952	A887	G819	C	U	A536	U472	A400	C321
U1410	U1411	U1314	C1248	G1170	U1098	G1033	A955	U888	U820	C	U	A537	U473	A401	C322
U1412	U1413	U1315	U1249	A1171	C1099	C1034	C956	U889	U821	C	U	A538	A474	A402	C323
U1414	U1415	U1316	G1250	G1172	G1101	G1035	U957	U890	G822	C	U	A539	U475	A403	C324
U1416	U1417	U1317	U1251	U1173	U1102	A1036	U958	A891	G823	C	U	A540	A476	G403	C325
U1418	U1419	U1318	C1252	C1174	U1103	C1037	U959	U892	G824	C	U	A541	A477	G404	C326
U1420	U1421	U1319	U1253	U1175	U1104	U1038	U960	U893	G825	C	U	A542	A478	A404	C327
U1422	U1423	U1320	G1254	U1176	G1107	A1039	U961	U894	U826	C	U	A543	C479	A405	C328
U1424	U1425	U1321	U1255	C1177	G1108	G1040	A966	U895	C827	C	U	A544	C480	C408	C329
U1426	U1427	U1322	A1256	U1178	G1109	G1041	A967	U896	U828	C	U	A545	C481	C409	C330
U1428	U1429	U1323	U1257	G1179	G1110	G1042	U968	U897	U829	C	U	A546	C482	C410	C331
U1430	U1431	U1324	U1258	C1180	G1111	G1043	C969	U898	U830	C	U	A547	C483	C411	C332
U1432	U1433	U1325	G1259	U1181	U1112	C1044	A970	U899	U831	C	U	A548	C484	C412	C333
U1434	U1435	U1326	U1260	U1182	G1113	G1045	A971	U900	U832	C	U	A549	C485	C413	C334
U1436	U1437	U1327	G1261	A1183	U1114	U1057	A972	U901	U833	C	U	A550	C486	C414	C335
U1438	U1439	U1328	U1262	U1184	G1115	U1058	A973	U902	G834	C	U	A551	C487	C415	C336
U1440	U1441	U1329	G1263	U1185	U1116	U1059	A974	U903	U835	C	U	A552	C488	C416	C337
U1442	U1443	U1330	U1264	U1186	G1117	U1060	U975	U904	U836	C	U	A553	C489	C417	C338
U1444	U1445	U1331	G1265	C1187	U1118	U1061	A976	U905	U837	C	U	A554	C490	C418	C339
U1446	U1447	U1332	U1266	U1188	G1119	U1062	A977	U906	G838	C	U	A555	C491	C419	C340
U1448	U1449	U1333	G1267	C1189	U1120	U1063	U978	U907	U839	C	U	A556	C492	C420	C341
U1450	U1451	U1334	U1268	U1190	G1121	U1064	A979	U908	G840	C	U	A557	C493	C421	C342
U1452	U1453	U1335	U1269	U1191	U1122	U1065	A980	U909	U841	C	U	A558	C494	C422	C343
U1454	U1455	U1336	G1270	U1192	U1123	U1066	A981	U910	U842	C	U	A559	C495	C423	C344
U1456	U1457	U1337	U1271	A1193	U1124	U1067	A982	U911	U843	C	U	A560	C496	C424	C345
U1458	U1459	U1338	U1272	U1194	U1125	U1068	A983	U912	U844	C	U	A561	C497	C425	C346
U1460	U1461	U1339	G1273	C1195	U1126	U1069	A984	U913	U845	C	U	A562	C498	C426	C347
U1462	U1463	U1340	U1274	U1196	G1127	U1070	A985	U914	U846	C	U	A563	C499	C427	C348
U1464	U1465	U1341	U1275	U1197	U1128	U1071	A986	U915	U847	C	U	A564	C500	C428	C349
U1466	U1467	U1342	G1276	C1198	U1129	U1072	A987	U916	U848	C	U	A565	C501	C429	C350
U1468	U1469	U1343	U1277	U1199	U1130	U1073	A988	U917	U849	C	U	A566	C502	C430	C351
U1470	U1471	U1344	U1278	U1200	U1131	U1074	A989	U918	U850	C	U	A567	C503	C431	C352
U1472	U1473	U1345	G1279	G1201	U1132	U1075	A990	U919	U851	C	U	A568	C504	C432	C353
U1474	U1475	U1346	U1280	A1202	U1133	U1076	A991	U920	U852	C	U	A569	C505	C433	C354
U1476	U1477	U1347	G1281	U1203	U1134	U1077	A992	U921	U853	C	U	A570	C506	C434	C355
U1478	U1479	U1348	U1282	A1204	U1135	U1078	A993	U922	U854	C	U	A571	C507	C435	C356
U1480	U1481	U1349	U1283	U1205	U1136	U1079	A994	U923	U855	C	U	A572	C508	C436	C357
U1482	U1483	U1350	G1284	C1207	U1137	U1080	A995	U924	U856	C	U	A573	C509	C437	C358
U1484	U1485	U1351	U1285	U1206	U1138	U1081	A996	U925	U857	C	U	A574	C510	C438	C359
U1486	U1487	U1352	U1286	C1208	U1139	U1082	U997	U926	U858	C	U	A575	C511	C439	C360
U1488	U1489	U1353	G1287	U1209	U1140	U1083	U998	U927	U859	C	U	A576	C512	C440	C361
U1490	U1491	U1354	U1288	A1209	U1141	U1084	U999	U928	U860	C	U	A577	C513	C441	C362
U1492	U1493	U1355	U1289	U1210	U1142	U1085	U1000	U929	U861	C	U	A578	C514	C442	C363
U1494	U1495	U1356	G1290	U1211	U1143	U1086	U1001	U930	U862	C	U	A579	C515	C443	C364
U1496	U1497	U1357	U1291	A1210	U1144	U1087	U1002	U931	U863	C	U	A580	C516	C444	C365
U1498	U1499	U1358	G1292	U1212	U1145	U1088	U1003	U932	U864	C	U	A581	C517	C445	C366
U1500	U1501	U1359	U1293	U1213	U1146	U1089	U1004	U933	U865	C	U	A582	C518	C446	C367
U1502	U1503	U1360	G1294	A1211	U1147	U1090	U1005	U934	U866	C	U	A583	C519	C447	C368
U1504	U1505	U1361	U1295	U1214	U1148	U1091	U1006	U935	U867	C	U	A584	C520	C448	C369
U1506	U1507	U1362	G1296	U1215	U1149	U1092	U1007	U936	U868	C	U	A585	C521	C449	C370
U1508	U1509	U1363	U1297	A1212	U1150	U1093	U1008	U937	U869	C	U	A586	C522	C450	C371
U1510	U1511	U1364	G1298	U1216	U1151	U1094	U1009	U938	U870	C	U	A587	C523	C451	C372
U1512	U1513	U1365	U1299	U1217	U1152	U1095	U1010	U939	U871	C	U	A588	C524	C452	C373
U1514	U1515	U1366	G1300	A1213	U1153	U1096	U1011	U940	U872	C	U	A589	C525	C453	C374
U1516	U1517	U1367	U1301	U1218	U1154	U1097	U1012	U941	U873	C	U	A590	C526	C454	C375
U1518	U1519	U1368	G1302	U1219	U1155	U1098	U1013	U942	U874	C	U	A591	C527	C455	C376
U1520	U1521	U1369	U1303	A1214	U1156	U1099	U1014	U943	U875	C	U	A592	C528	C456	C377
U1522	U1523	U1370	G1304	U1220	U1157	U1100	U1015	U944	U876	C	U	A593	C529	C457	C378
U1524	U1525	U1371	U1305	U1221	A1158	U1101	U1016	U945	U877	C	U	A594	C530	C458	C379
U1526	U1527	U1372	G1306	A1159	U1102	U1102	U1017	U946	U878	C	U	A595	C531	C459	C380
U1528	U1529	U1373	U1307	U1222	U1103	U1103	U1018	U947	U879	C	U	A596	C532	C460	C381
U1530	U1531	U1374	G1308	U1223	U1104	U1104	U1019	U948	U880	C	U	A597	C533	C461	C382
U1532	U1533	U1375	U1309	A1215	U1105	U1105	U1020	U949	U88						

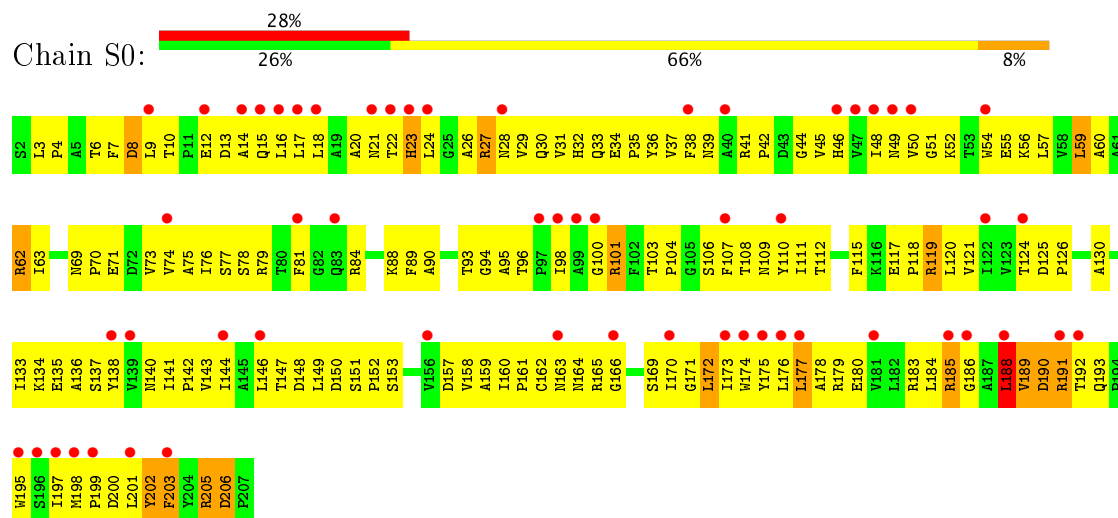
- Molecule 45: 18S ribosomal RNA



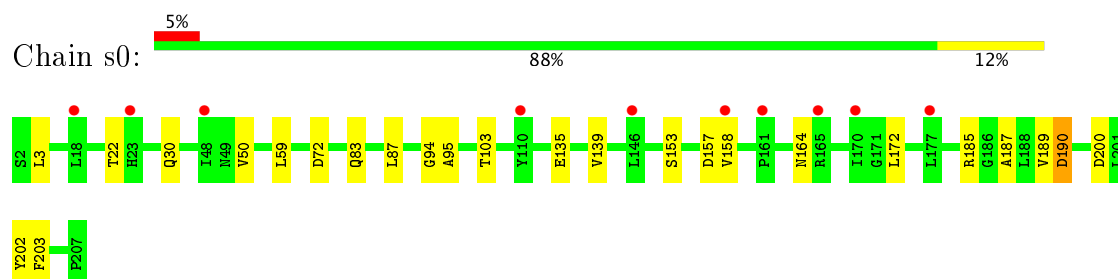




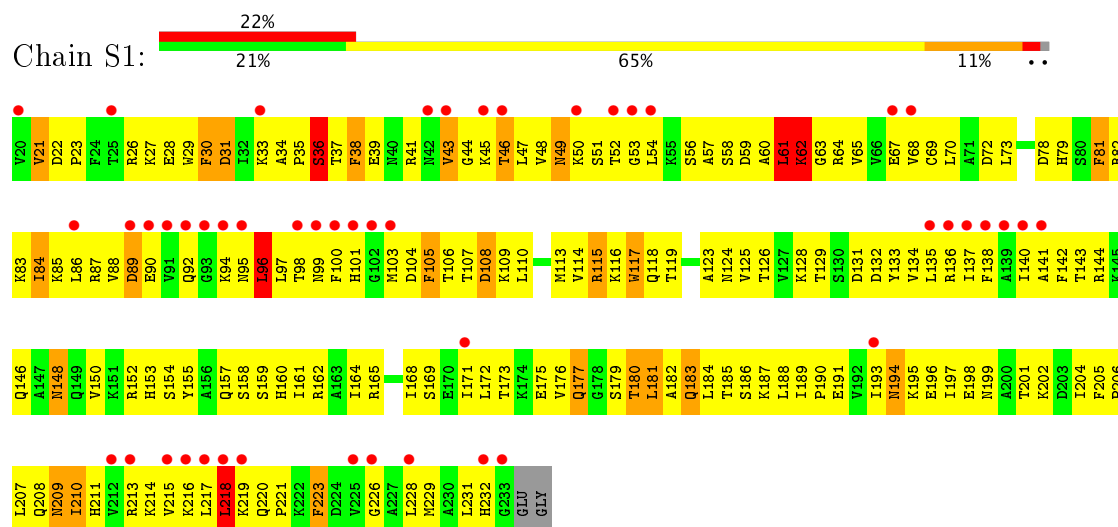
• Molecule 46: 40S ribosomal protein S0-A



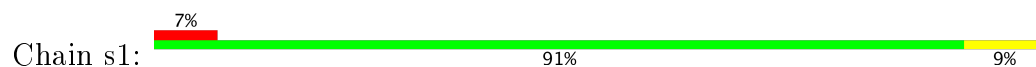
• Molecule 46: 40S ribosomal protein S0-A

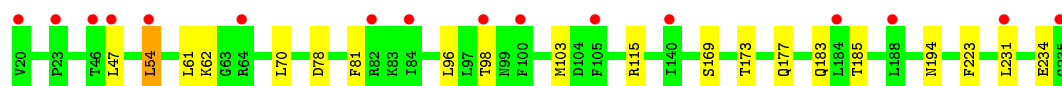


• Molecule 47: 40S ribosomal protein S1-A

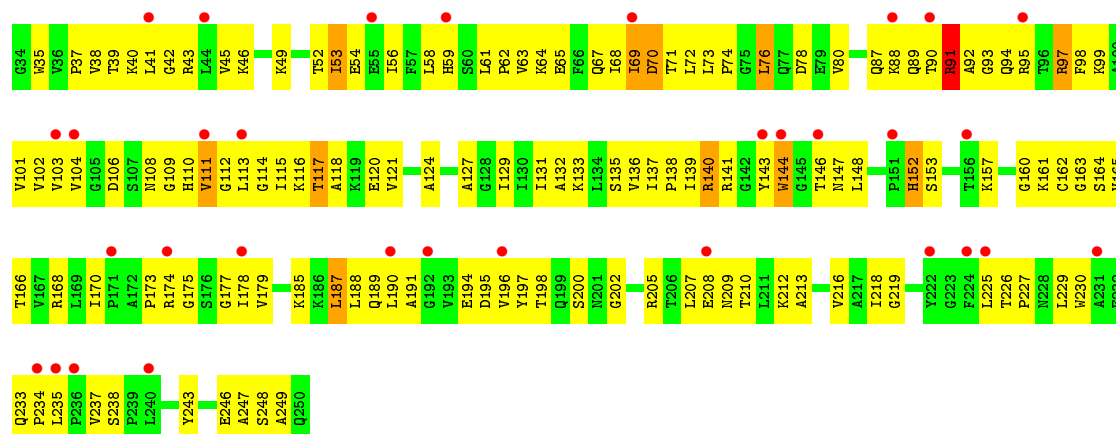


• Molecule 47: 40S ribosomal protein S1-A





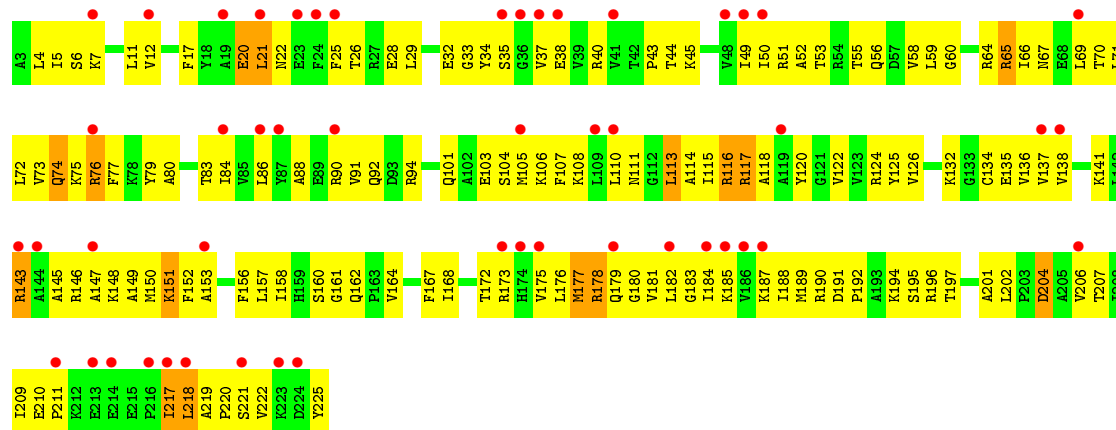
• Molecule 48: 40S ribosomal protein S2



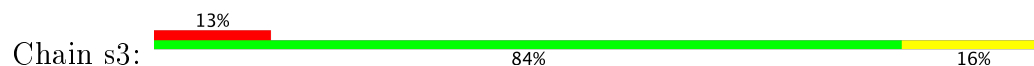
• Molecule 48: 40S ribosomal protein S2

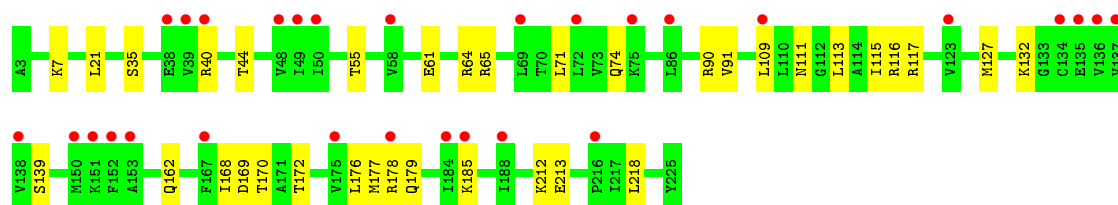


• Molecule 49: 40S ribosomal protein S3

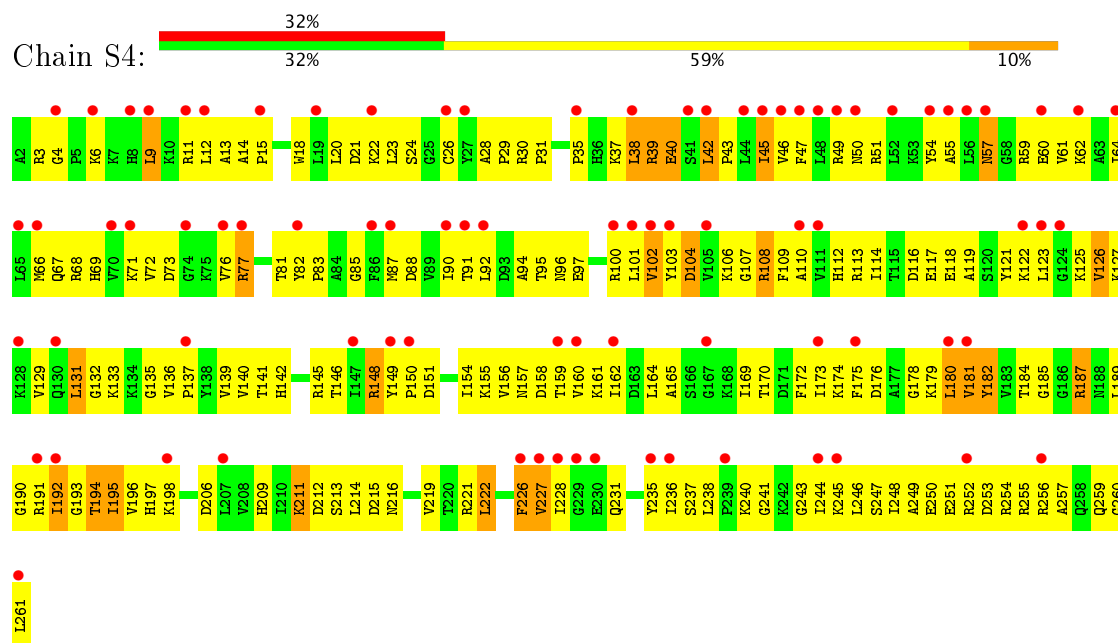


• Molecule 49: 40S ribosomal protein S3

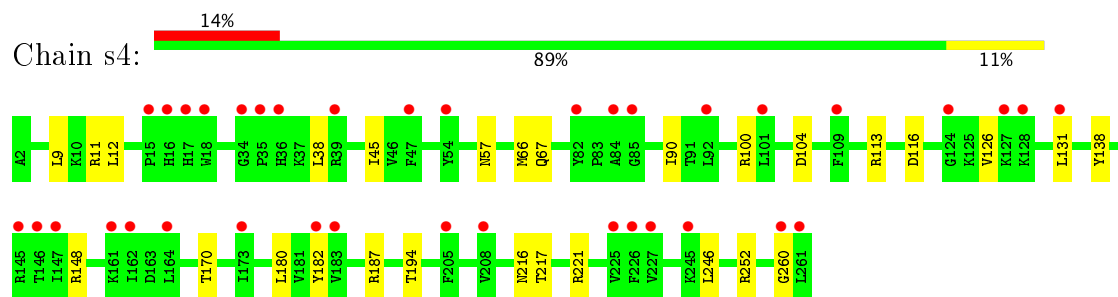




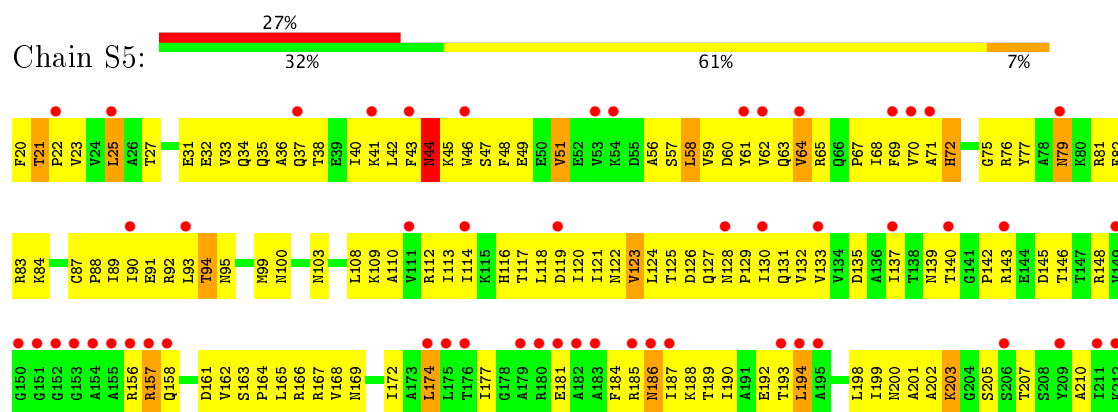
• Molecule 50: 40S ribosomal protein S4-A



• Molecule 50: 40S ribosomal protein S4-A

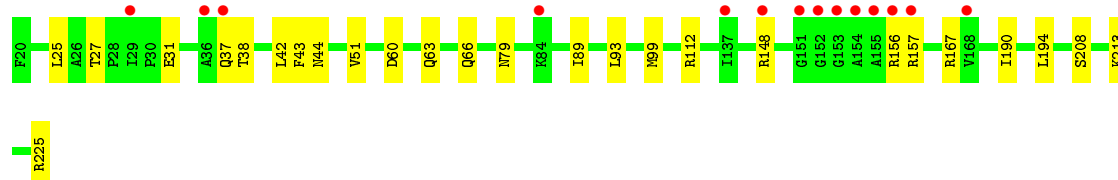
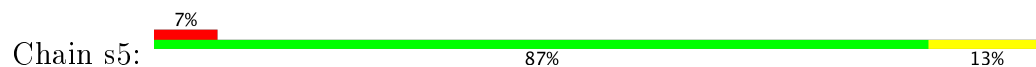


• Molecule 51: 40S ribosomal protein S5

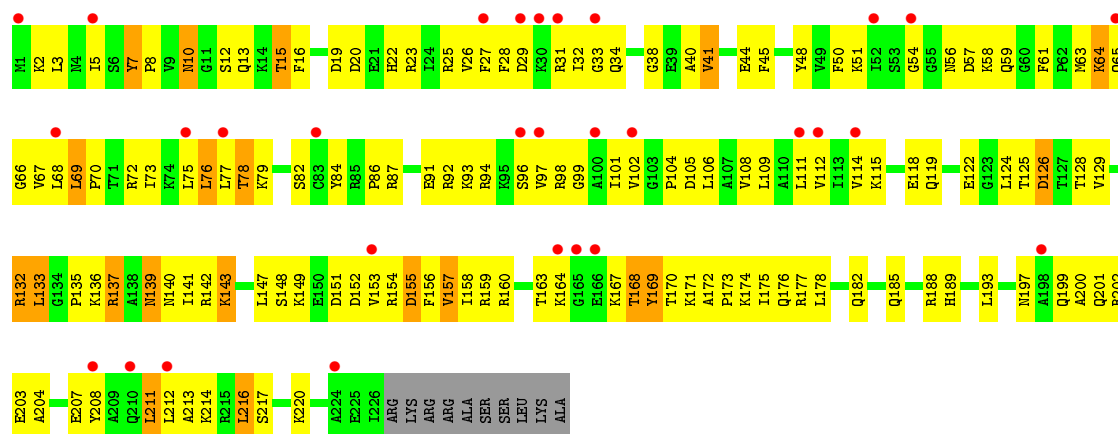




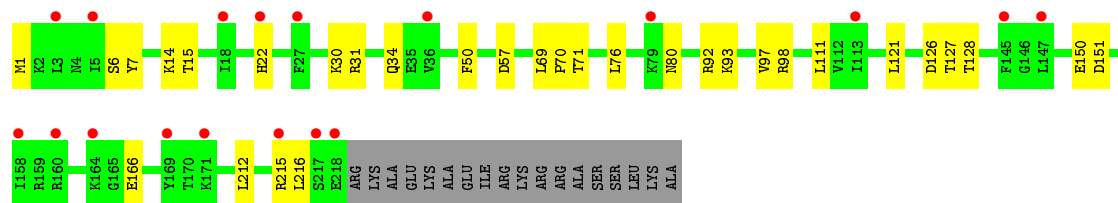
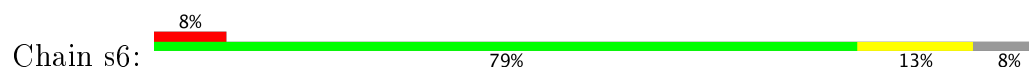
• Molecule 51: 40S ribosomal protein S5



• Molecule 52: 40S ribosomal protein S6-A

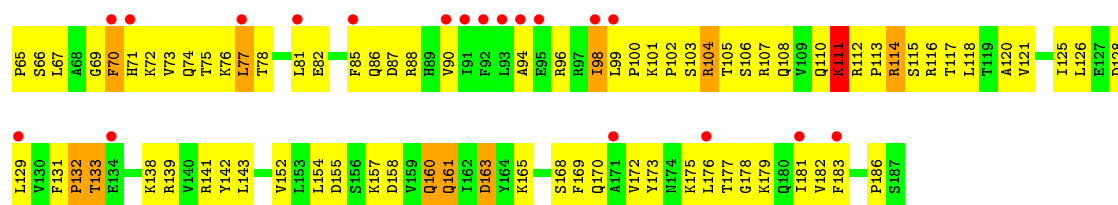


• Molecule 52: 40S ribosomal protein S6-A

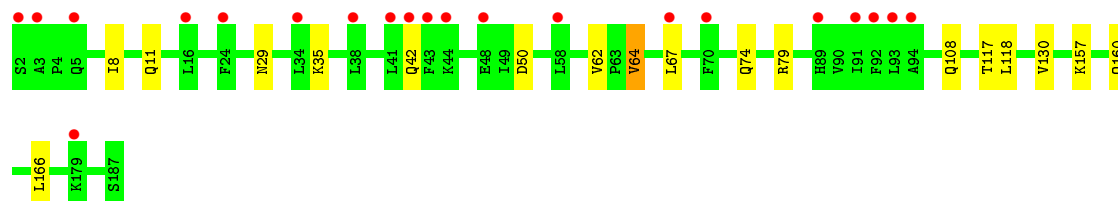
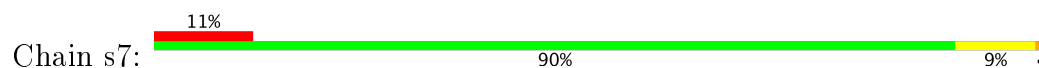


• Molecule 53: 40S ribosomal protein S7-A

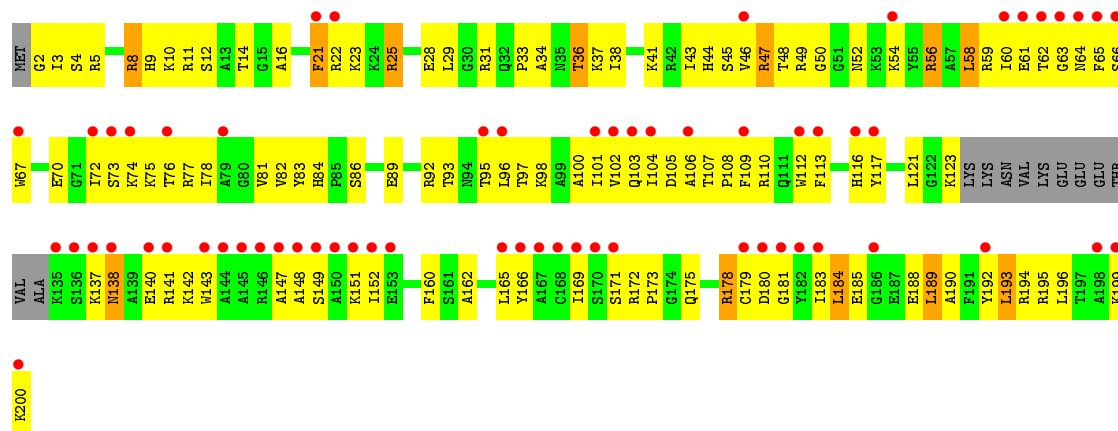




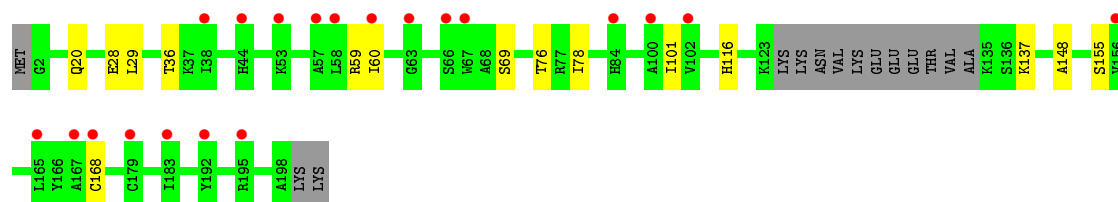
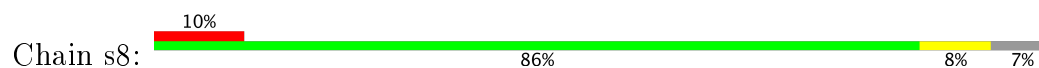
• Molecule 53: 40S ribosomal protein S7-A



• Molecule 54: 40S ribosomal protein S8-A

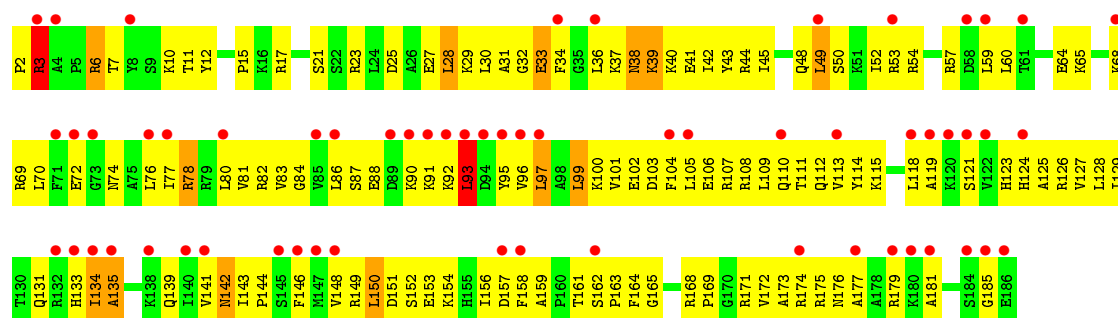


• Molecule 54: 40S ribosomal protein S8-A

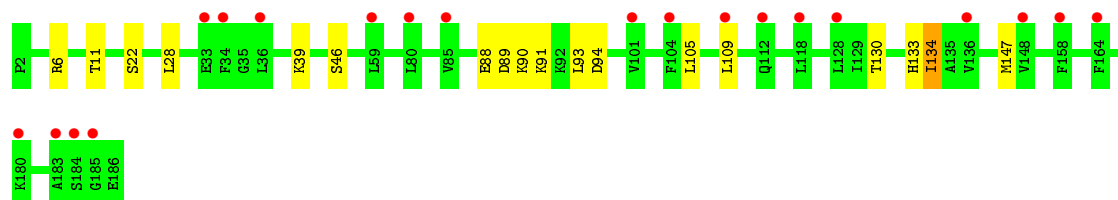


• Molecule 55: 40S ribosomal protein S9-A

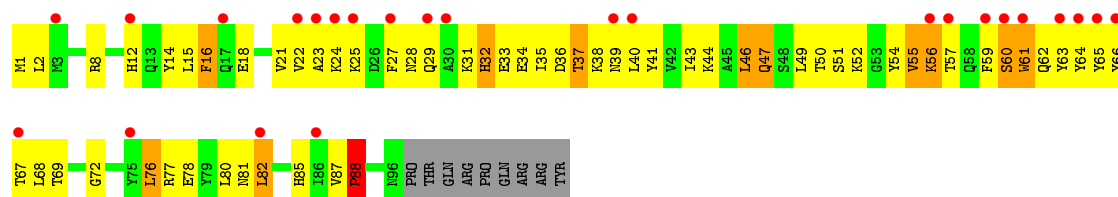




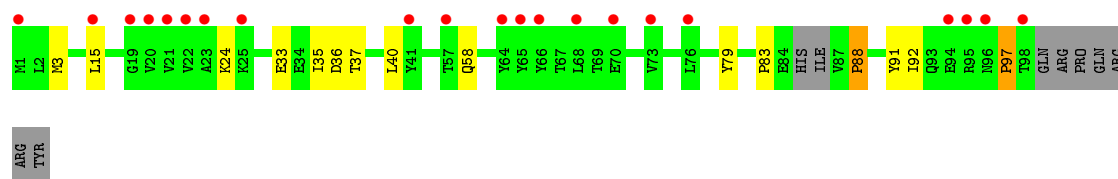
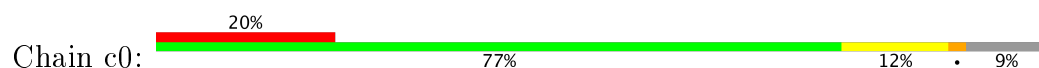
- Molecule 55: 40S ribosomal protein S9-A



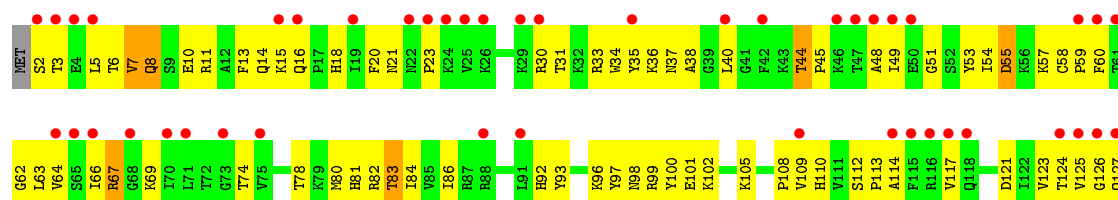
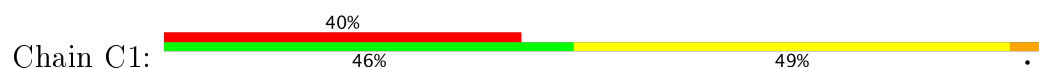
- Molecule 56: 40S ribosomal protein S10-A

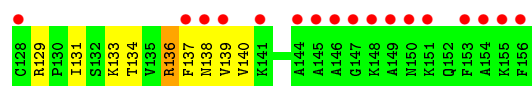


- Molecule 56: 40S ribosomal protein S10-A

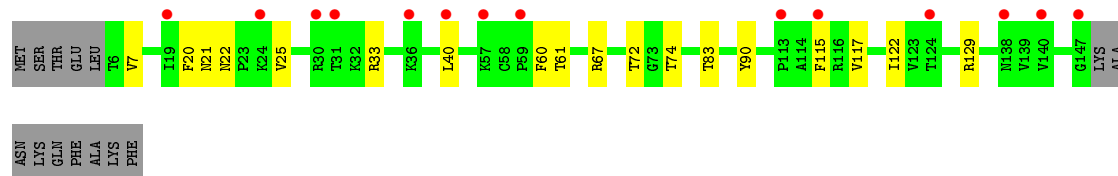
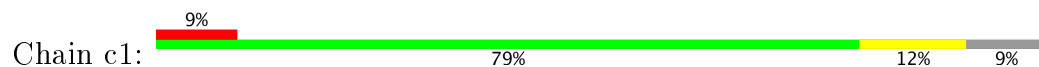


- Molecule 57: 40S ribosomal protein S11-A

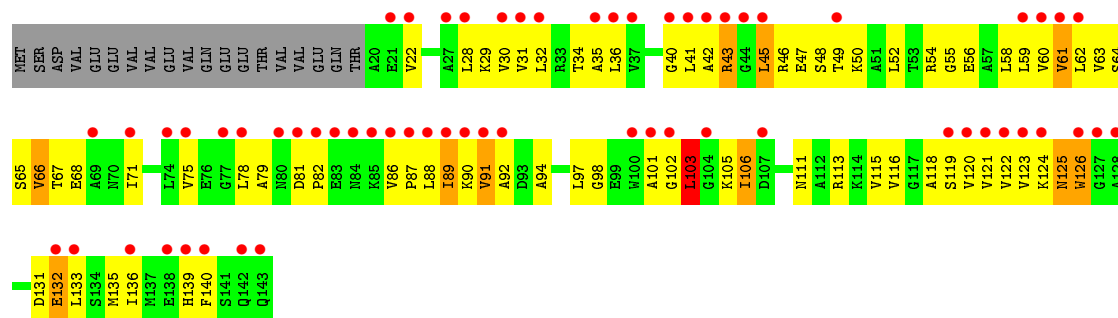




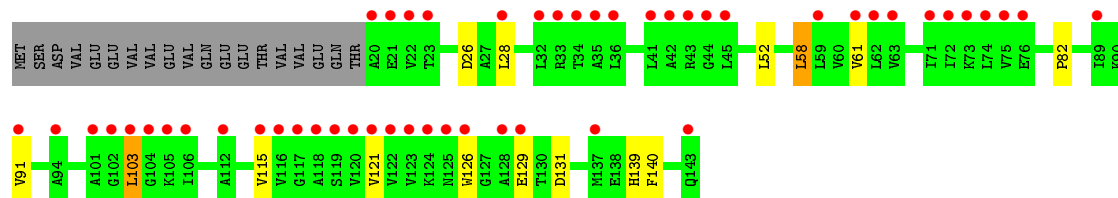
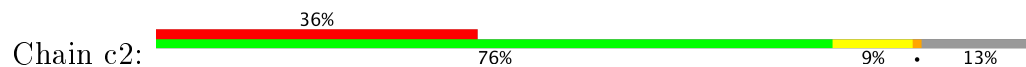
• Molecule 57: 40S ribosomal protein S11-A



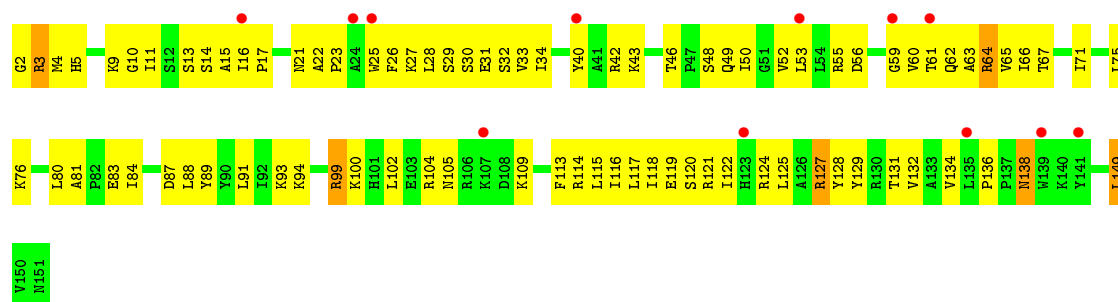
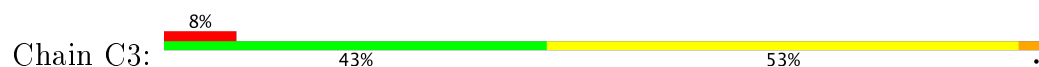
• Molecule 58: 40S ribosomal protein S12



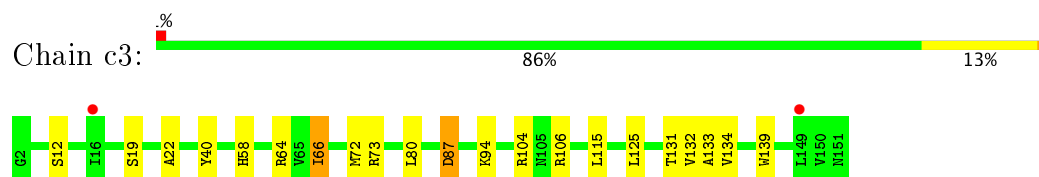
• Molecule 58: 40S ribosomal protein S12



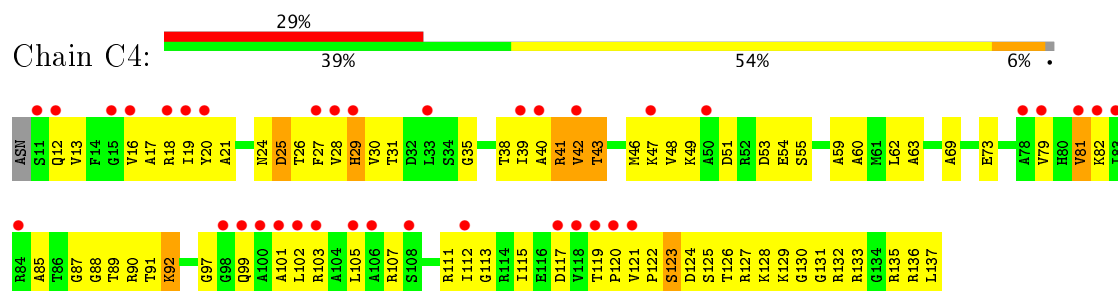
• Molecule 59: 40S ribosomal protein S13



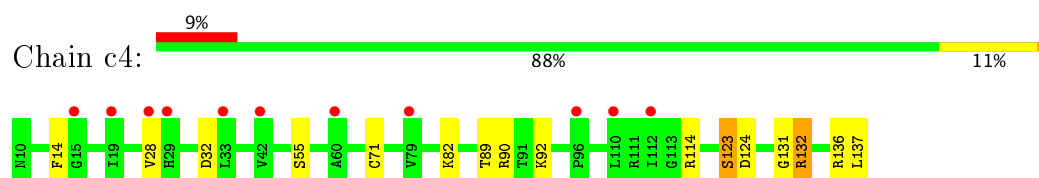
- Molecule 59: 40S ribosomal protein S13



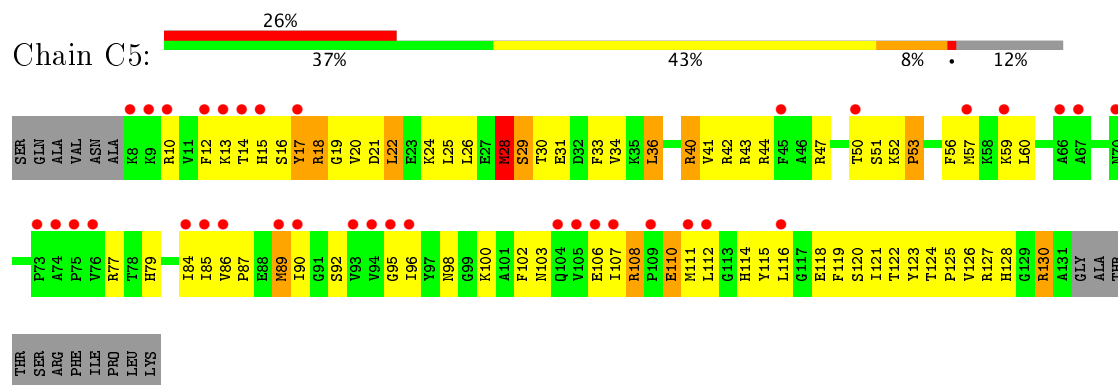
- Molecule 60: 40S ribosomal protein S14-B



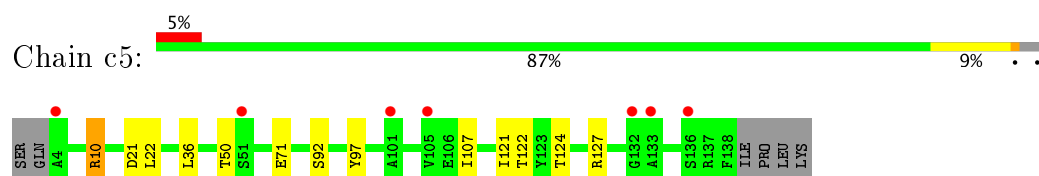
- Molecule 60: 40S ribosomal protein S14-B



- Molecule 61: 40S ribosomal protein S15

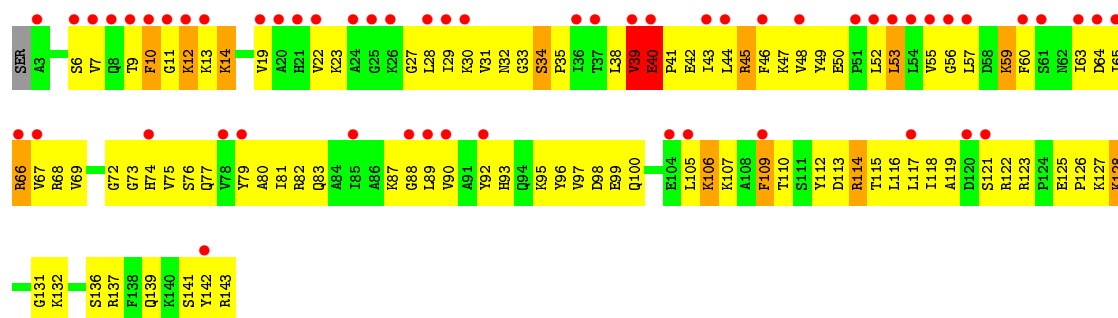


- Molecule 61: 40S ribosomal protein S15

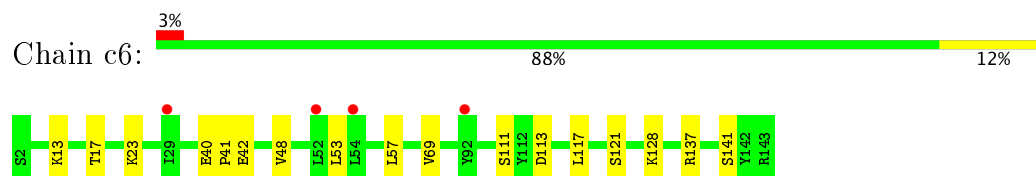


- Molecule 62: 40S ribosomal protein S16-A

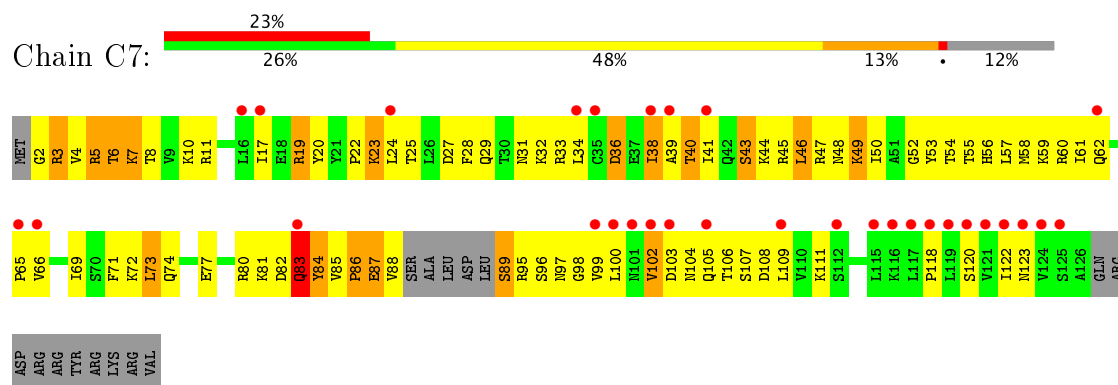




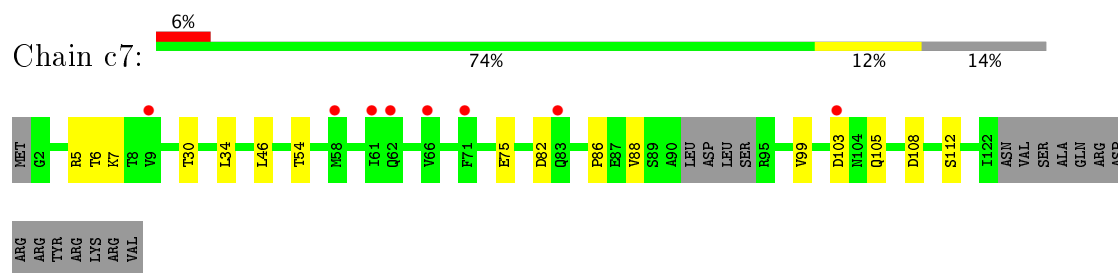
- Molecule 62: 40S ribosomal protein S16-A



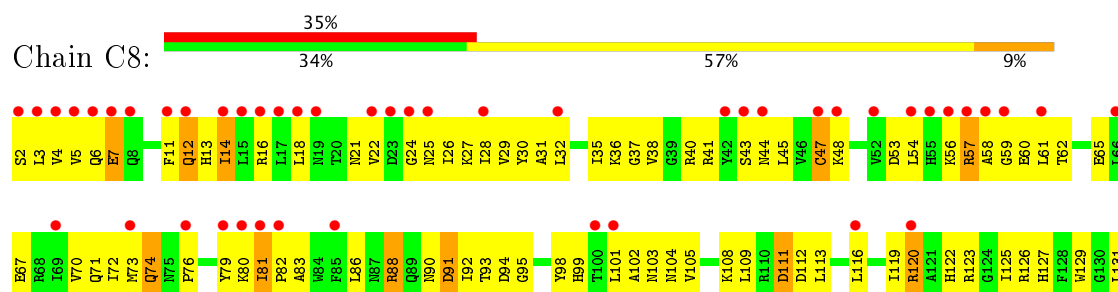
- Molecule 63: 40S ribosomal protein S17-A

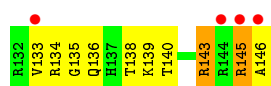


- Molecule 63: 40S ribosomal protein S17-A

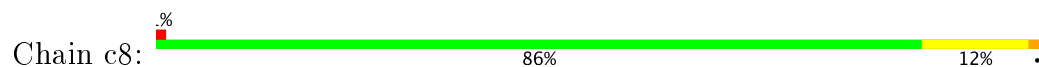


- Molecule 64: 40S ribosomal protein S18-A

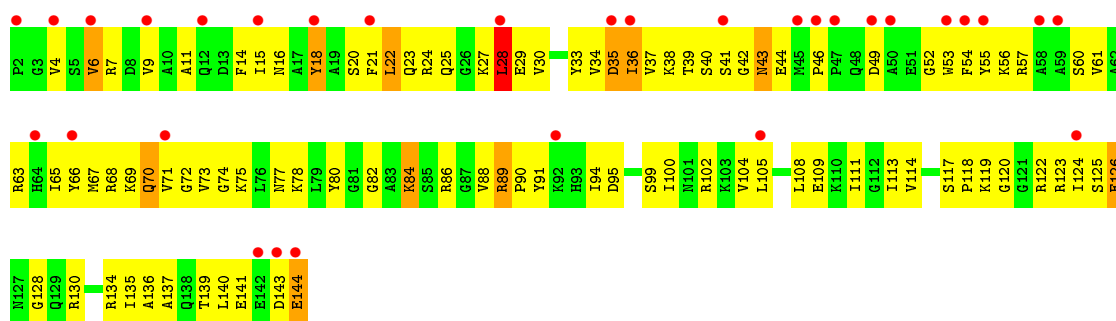




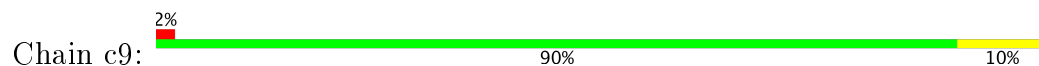
- Molecule 64: 40S ribosomal protein S18-A



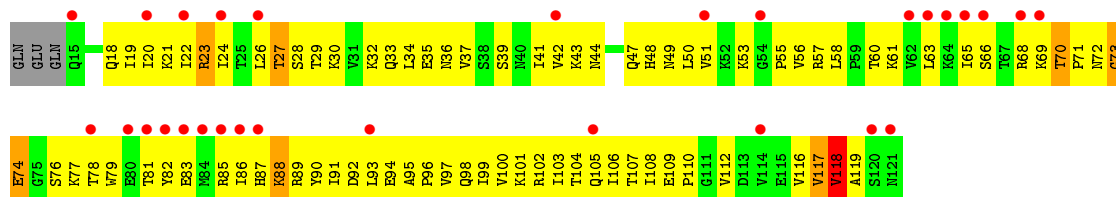
- Molecule 65: 40S ribosomal protein S19-A



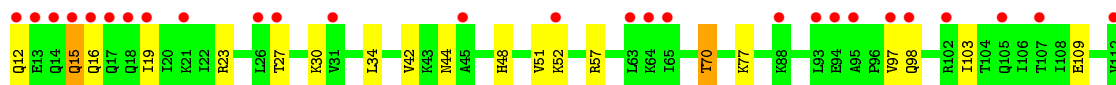
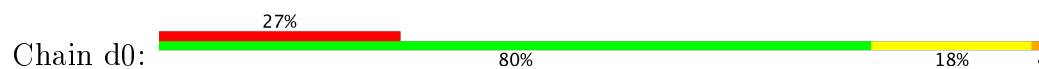
- Molecule 65: 40S ribosomal protein S19-A

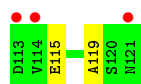


- Molecule 66: 40S ribosomal protein S20

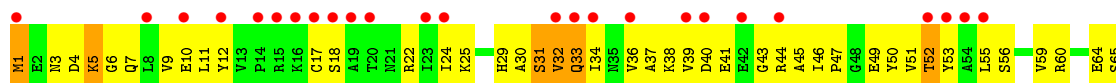


- Molecule 66: 40S ribosomal protein S20

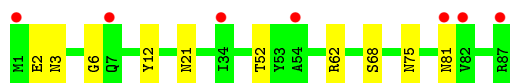
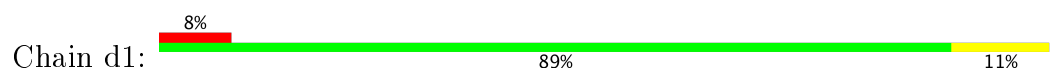




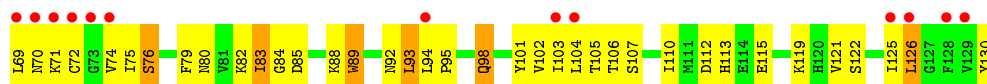

- Molecule 67: 40S ribosomal protein S21-A



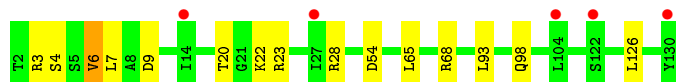
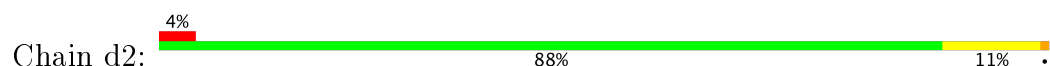
- Molecule 67: 40S ribosomal protein S21-A



- Molecule 68: 40S ribosomal protein S22-A

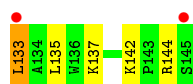


- Molecule 68: 40S ribosomal protein S22-A

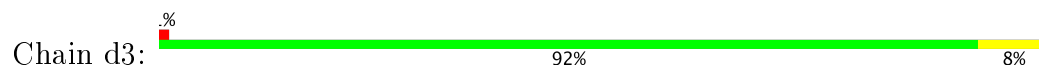


- Molecule 69: 40S ribosomal protein S23-A

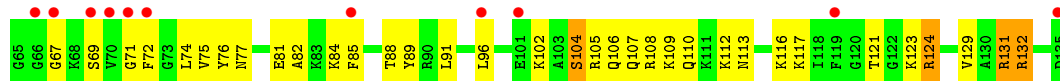
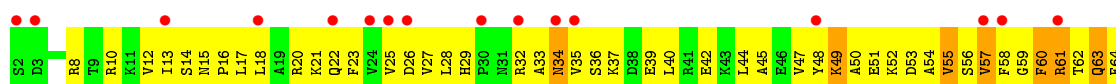
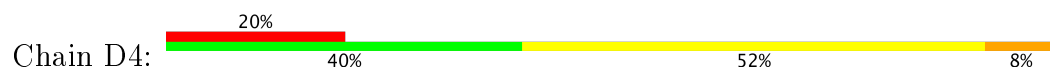




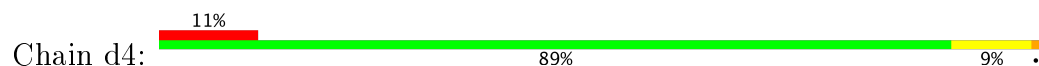
- Molecule 69: 40S ribosomal protein S23-A



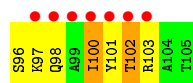
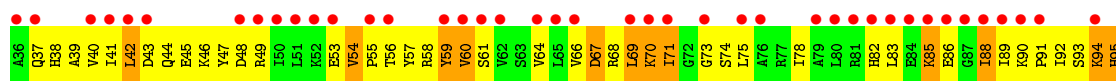
- Molecule 70: 40S ribosomal protein S24-A



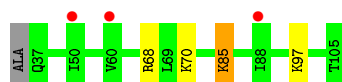
- Molecule 70: 40S ribosomal protein S24-A



- Molecule 71: 40S ribosomal protein S25-A

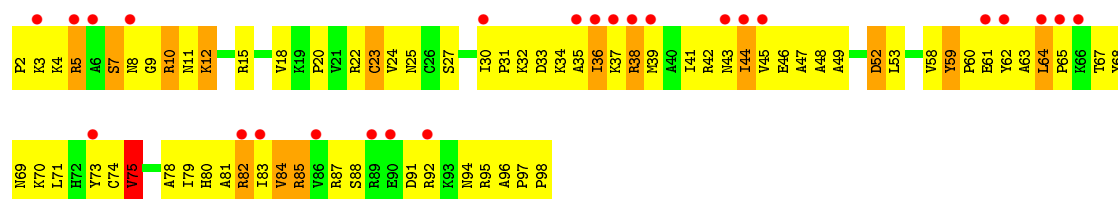


- Molecule 71: 40S ribosomal protein S25-A

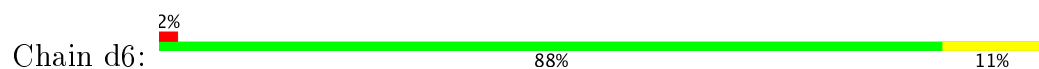


- Molecule 72: 40S ribosomal protein S26-B

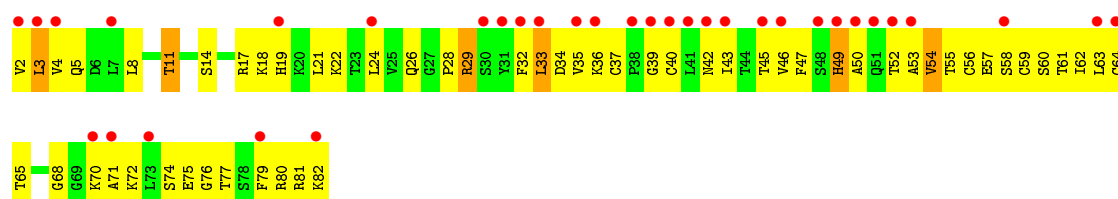




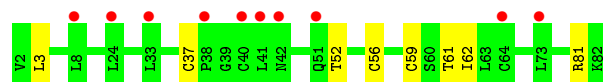
- Molecule 72: 40S ribosomal protein S26-B



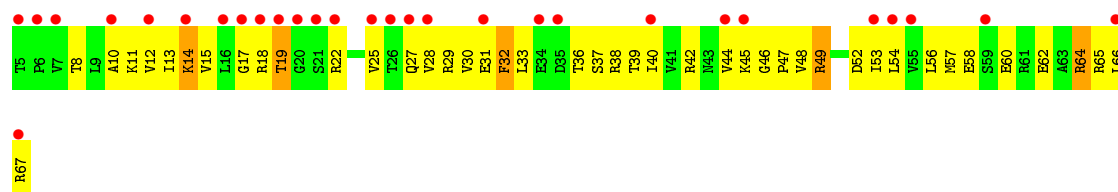
- Molecule 73: 40S ribosomal protein S27-A



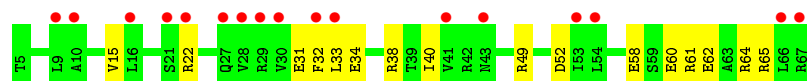
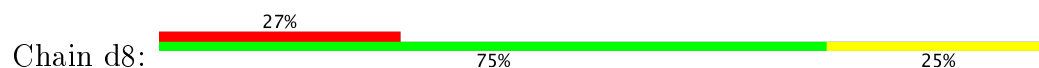
- Molecule 73: 40S ribosomal protein S27-A



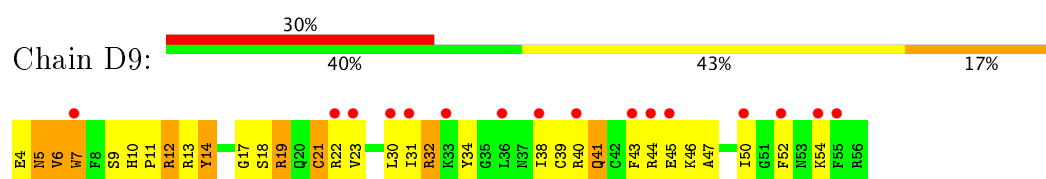
- Molecule 74: 40S ribosomal protein S28-A



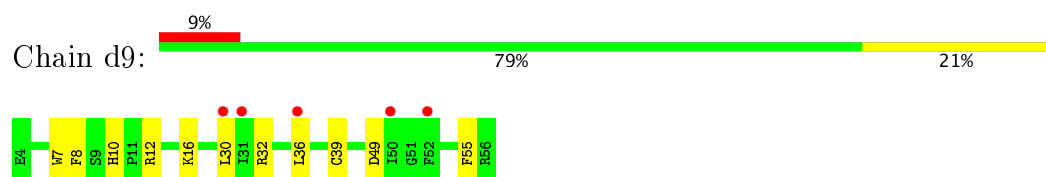
- Molecule 74: 40S ribosomal protein S28-A



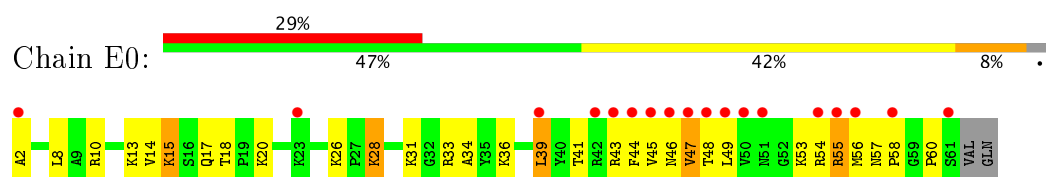
- Molecule 75: 40S ribosomal protein S29-A



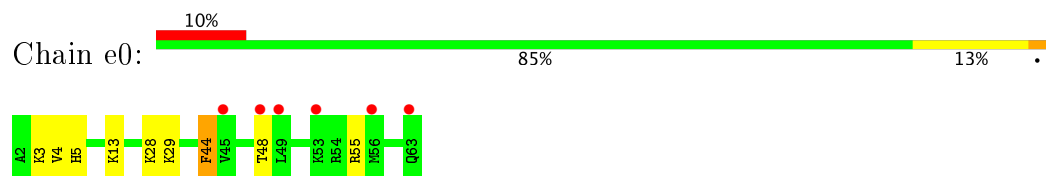
- Molecule 75: 40S ribosomal protein S29-A



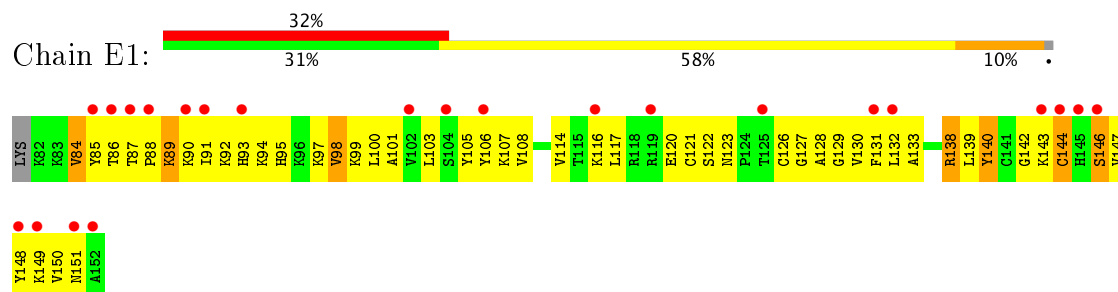
- Molecule 76: 40S ribosomal protein S30-A



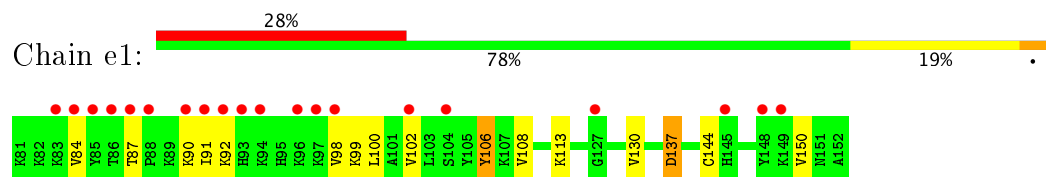
- Molecule 76: 40S ribosomal protein S30-A



- Molecule 77: Ubiquitin-40S ribosomal protein S31

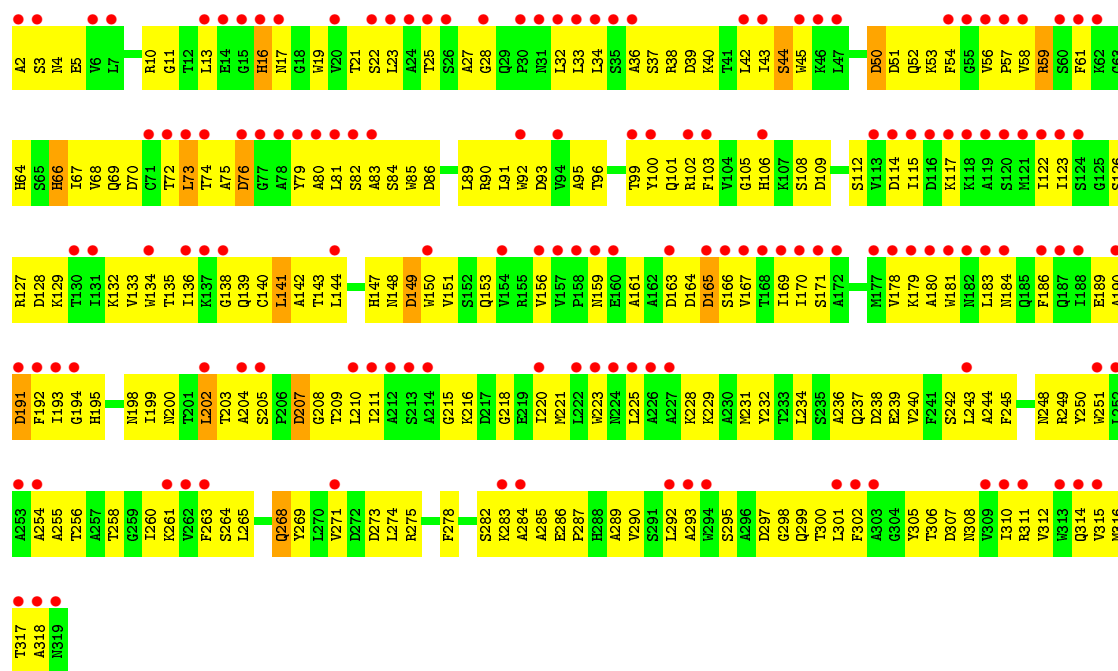


- Molecule 77: Ubiquitin-40S ribosomal protein S31

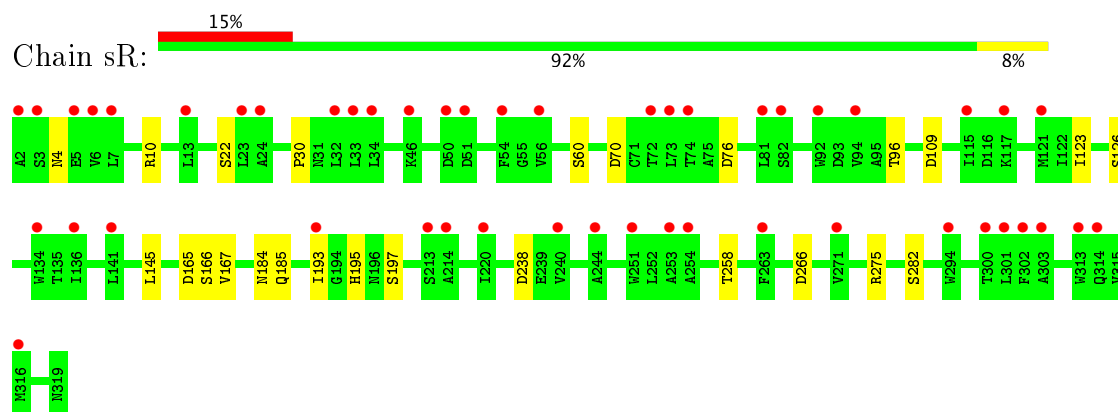


- Molecule 78: Guanine nucleotide-binding protein subunit beta-like protein

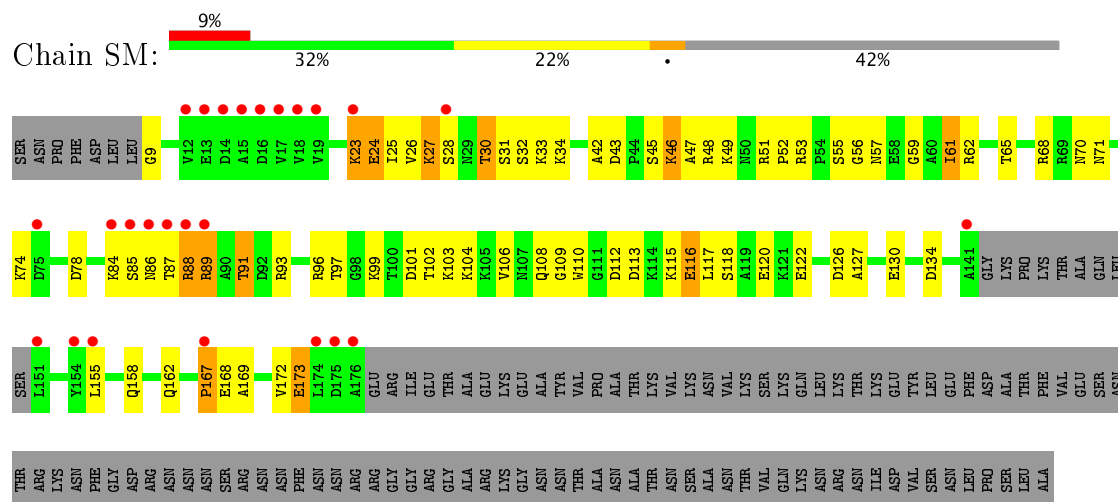




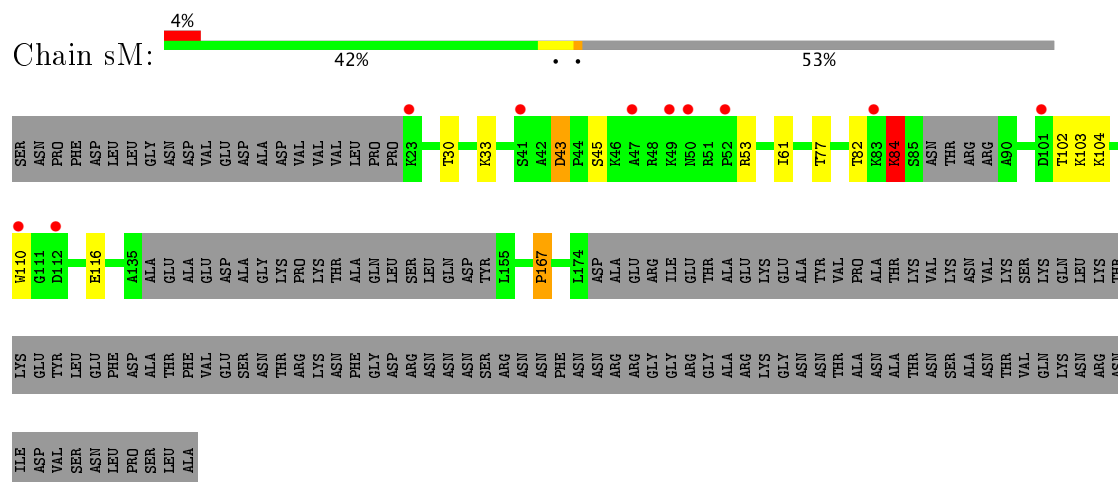
- Molecule 78: Guanine nucleotide-binding protein subunit beta-like protein



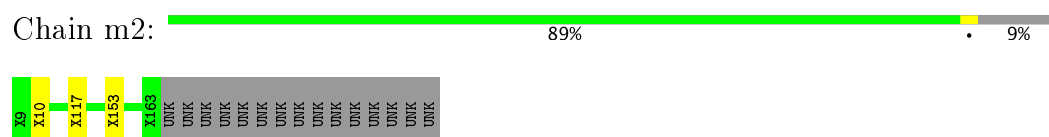
- Molecule 79: Suppressor protein STM1



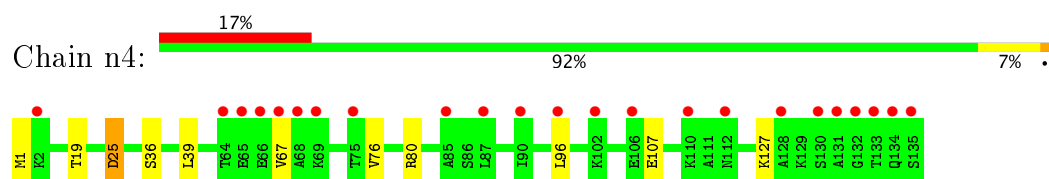
- Molecule 79: Suppressor protein STM1



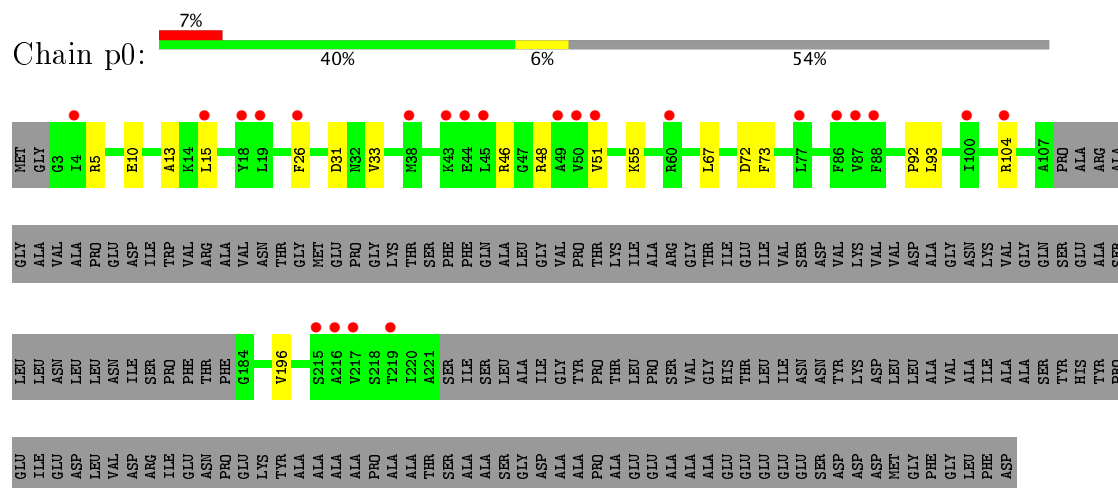
- Molecule 80: 60S ribosomal protein L12



- Molecule 81: 60S ribosomal protein L24-A



- Molecule 82: 60S acidic ribosomal protein P0



- Molecule 83: Ribosomal protein P1 alpha



There are no outlier residues recorded for this chain.

4 Data and refinement statistics

Property	Value	Source
Space group	P 1 21 1	Depositor
Cell constants a, b, c, α , β , γ	436.63 Å 287.00 Å 304.73 Å 90.00° 99.08° 90.00°	Depositor
Resolution (Å)	143.72 – 3.40 143.72 – 3.40	Depositor EDS
% Data completeness (in resolution range)	99.9 (143.72-3.40) 92.9 (143.72-3.40)	Depositor EDS
R_{merge}	0.30	Depositor
R_{sym}	(Not available)	Depositor
$\langle I/\sigma(I) \rangle$ ¹	1.64 (at 3.41 Å)	Xtriage
Refinement program	PHENIX	Depositor
R, R_{free}	0.189 , 0.238 0.188 , 0.237	Depositor DCC
R_{free} test set	18827 reflections (2.00%)	DCC
Wilson B-factor (Å ²)	83.7	Xtriage
Anisotropy	0.132	Xtriage
Bulk solvent k_{sol} (e/Å ³), B_{sol} (Å ²)	0.30 , 85.8	EDS
L-test for twinning ²	$\langle L \rangle = 0.46$, $\langle L^2 \rangle = 0.28$	Xtriage
Estimated twinning fraction	No twinning to report.	Xtriage
F_o, F_c correlation	0.93	EDS
Total number of atoms	404238	wwPDB-VP
Average B, all atoms (Å ²)	108.0	wwPDB-VP

Xtriage's analysis on translational NCS is as follows: *The largest off-origin peak in the Patterson function is 1.45% of the height of the origin peak. No significant pseudotranslation is detected.*

¹Intensities estimated from amplitudes.

²Theoretical values of $\langle |L| \rangle$, $\langle L^2 \rangle$ for acentric reflections are 0.5, 0.333 respectively for untwinned datasets, and 0.375, 0.2 for perfectly twinned datasets.

5 Model quality ⓘ

5.1 Standard geometry ⓘ

Bond lengths and bond angles in the following residue types are not validated in this section: ZN, MG, LLL

The Z score for a bond length (or angle) is the number of standard deviations the observed value is removed from the expected value. A bond length (or angle) with $|Z| > 5$ is considered an outlier worth inspection. RMSZ is the root-mean-square of all Z scores of the bond lengths (or angles).

Mol	Chain	Bond lengths		Bond angles	
		RMSZ	# $ Z > 5$	RMSZ	# $ Z > 5$
1	1	0.73	10/74216 (0.0%)	1.29	499/115705 (0.4%)
1	5	0.83	19/75037 (0.0%)	1.37	668/116983 (0.6%)
2	3	0.62	0/2883	1.14	5/4491 (0.1%)
2	7	0.81	0/2883	1.33	18/4491 (0.4%)
3	4	0.66	0/3701	1.20	14/5760 (0.2%)
3	8	0.63	0/3746	1.18	14/5832 (0.2%)
4	L2	0.42	0/1948	0.66	0/2617
4	l2	0.44	0/1946	0.71	0/2614
5	L3	0.49	0/3152	0.67	1/4239 (0.0%)
5	l3	0.56	0/3152	0.71	1/4239 (0.0%)
6	L4	0.49	1/2801 (0.0%)	0.72	3/3792 (0.1%)
6	l4	0.47	0/2801	0.68	1/3792 (0.0%)
7	L5	0.41	0/2425	0.60	0/3271
7	l5	0.53	0/2408	0.67	1/3248 (0.0%)
8	L6	0.49	0/1260	0.63	0/1694
8	l6	0.53	0/1269	0.67	0/1705
9	L7	0.45	0/1821	0.64	0/2451
9	l7	0.54	0/1828	0.69	1/2461 (0.0%)
10	L8	0.38	0/1849	0.55	0/2495
10	l8	0.43	1/1795 (0.1%)	0.61	0/2429
11	L9	0.46	0/1539	0.64	0/2073
11	l9	0.60	0/1539	0.68	0/2073
12	M0	0.52	0/1743	0.64	0/2339
12	m0	0.63	0/1752	0.76	2/2349 (0.1%)
13	M1	0.40	0/1374	0.63	2/1842 (0.1%)
13	m1	0.54	0/1374	0.69	1/1842 (0.1%)
14	M3	0.47	0/1568	0.67	0/2106
14	m3	0.45	0/1573	0.66	0/2113
15	M4	0.48	0/1068	0.60	0/1438
15	m4	0.55	0/1074	0.67	0/1446
16	M5	0.43	0/1757	0.63	0/2354
16	m5	0.44	0/1757	0.63	0/2354

Mol	Chain	Bond lengths		Bond angles	
		RMSZ	# Z >5	RMSZ	# Z >5
17	M6	0.58	1/1585 (0.1%)	0.69	0/2128
17	m6	0.67	0/1585	0.74	3/2128 (0.1%)
18	M7	0.49	0/1438	0.65	0/1937
18	m7	0.51	0/1250	0.69	0/1683
19	M8	0.45	0/1465	0.67	0/1965
19	m8	0.49	0/1465	0.68	0/1965
20	M9	0.36	0/1491	0.57	0/1987
20	m9	0.39	0/1538	0.54	0/2050
21	N0	0.44	0/1481	0.61	0/1990
21	n0	0.58	0/1481	0.68	2/1990 (0.1%)
22	N1	0.48	0/1300	0.64	0/1743
22	n1	0.59	0/1300	0.66	0/1743
23	N2	0.34	0/812	0.53	0/1099
23	n2	0.39	0/794	0.56	0/1076
24	N3	0.51	0/1018	0.65	0/1369
24	n3	0.59	0/1018	0.74	0/1369
25	N4	0.40	0/712	0.58	0/958
26	N5	0.39	0/979	0.60	1/1321 (0.1%)
26	n5	0.41	0/974	0.64	0/1314
27	N6	0.45	0/1004	0.69	0/1341
27	n6	0.41	0/1004	0.65	0/1341
28	N7	0.37	0/1118	0.58	0/1497
28	n7	0.38	0/1118	0.55	0/1497
29	N8	0.47	0/1204	0.68	0/1612
29	n8	0.50	0/1204	0.70	0/1612
30	N9	0.50	0/473	0.68	0/629
30	n9	0.54	0/473	0.74	0/629
31	O0	0.34	0/751	0.56	1/1008 (0.1%)
31	o0	0.36	0/775	0.56	0/1040
32	O1	0.43	0/904	0.60	0/1213
32	o1	0.51	0/904	0.65	0/1213
33	O2	0.53	0/1041	0.67	0/1394
33	o2	0.49	0/1041	0.66	0/1394
34	O3	0.55	0/868	0.66	0/1168
34	o3	0.64	0/868	0.69	0/1168
35	O4	0.39	0/891	0.57	1/1191 (0.1%)
35	o4	0.39	0/891	0.61	0/1191
36	O5	0.43	0/978	0.62	0/1301
36	o5	0.39	0/978	0.58	1/1301 (0.1%)
37	O6	0.41	0/778	0.66	0/1034
37	o6	0.41	0/778	0.57	0/1034
38	O7	0.46	0/696	0.72	0/923
38	o7	0.50	0/696	0.71	0/923

Mol	Chain	Bond lengths		Bond angles	
		RMSZ	# Z >5	RMSZ	# Z >5
39	O8	0.35	0/618	0.55	0/826
39	o8	0.36	0/618	0.60	0/826
40	O9	0.49	0/443	0.66	0/588
40	o9	0.48	0/443	0.67	0/588
41	Q0	0.55	0/423	0.74	0/562
41	q0	0.77	2/423 (0.5%)	0.80	0/562
42	Q1	0.42	0/234	0.57	0/300
42	q1	0.56	0/234	0.77	0/300
43	Q2	0.50	0/860	0.72	1/1136 (0.1%)
43	q2	0.59	0/860	0.74	0/1136
44	Q3	0.40	0/701	0.61	0/934
44	q3	0.47	0/701	0.65	0/934
45	2	0.50	0/40811	1.07	126/63585 (0.2%)
45	6	0.66	4/41451 (0.0%)	1.23	234/64581 (0.4%)
46	S0	0.35	1/1653 (0.1%)	0.56	0/2261
46	s0	0.37	0/1653	0.61	0/2261
47	S1	0.33	0/1735	0.63	3/2335 (0.1%)
47	s1	0.37	0/1748	0.63	2/2352 (0.1%)
48	S2	0.37	0/1665	0.59	0/2263
48	s2	0.41	0/1665	0.67	1/2263 (0.0%)
49	S3	0.34	0/1759	0.53	0/2368
49	s3	0.40	0/1753	0.59	0/2361
50	S4	0.36	0/2109	0.63	1/2839 (0.0%)
50	s4	0.39	0/2109	0.66	1/2839 (0.0%)
51	S5	0.59	1/1629 (0.1%)	0.52	0/2202
51	s5	0.42	0/1629	0.67	0/2202
52	S6	0.37	0/1837	0.55	0/2455
52	s6	0.40	0/1779	0.59	1/2379 (0.0%)
53	S7	0.34	0/1506	0.59	0/2028
53	s7	0.36	0/1516	0.61	1/2043 (0.0%)
54	S8	0.36	0/1514	0.58	1/2021 (0.0%)
54	s8	0.40	0/1496	0.61	0/1999
55	S9	0.34	0/1519	0.59	2/2035 (0.1%)
55	s9	0.38	0/1519	0.62	0/2035
56	C0	0.34	0/789	0.62	1/1067 (0.1%)
56	c0	0.36	0/776	0.76	4/1047 (0.4%)
57	C1	0.38	0/1239	0.54	0/1673
57	c1	0.43	0/1164	0.60	0/1569
58	C2	0.31	0/898	0.66	1/1220 (0.1%)
58	c2	0.33	0/898	0.65	2/1220 (0.2%)
59	C3	0.33	0/1215	0.52	0/1638
59	c3	0.41	0/1215	0.62	1/1638 (0.1%)
60	C4	0.30	0/901	0.60	0/1217

Mol	Chain	Bond lengths		Bond angles	
		RMSZ	# Z >5	RMSZ	# Z >5
60	c4	0.39	0/960	0.70	0/1290
61	C5	0.37	0/998	0.59	0/1341
61	c5	0.45	0/1060	0.69	1/1426 (0.1%)
62	C6	0.32	0/1125	0.57	1/1510 (0.1%)
62	c6	0.46	0/1131	0.63	0/1518
63	C7	0.35	0/975	0.61	1/1307 (0.1%)
63	c7	0.38	0/925	0.63	0/1239
64	C8	0.32	0/1211	0.54	0/1628
64	c8	0.48	0/1211	0.67	1/1628 (0.1%)
65	C9	0.33	0/1130	0.54	1/1517 (0.1%)
65	c9	0.46	0/1130	0.60	0/1517
66	D0	0.36	0/865	0.56	0/1169
66	d0	0.43	0/892	0.65	0/1205
67	D1	0.31	0/693	0.60	0/935
67	d1	0.37	0/693	0.60	0/935
68	D2	0.35	0/1038	0.61	0/1395
68	d2	0.40	0/1038	0.64	1/1395 (0.1%)
69	D3	0.43	0/1139	0.63	1/1518 (0.1%)
69	d3	0.52	1/1139 (0.1%)	0.68	0/1518
70	D4	0.38	0/1087	0.57	0/1449
70	d4	0.39	0/1079	0.60	0/1438
71	D5	0.29	0/571	0.58	0/768
71	d5	0.43	0/566	0.55	0/761
72	D6	0.48	1/782 (0.1%)	0.66	1/1047 (0.1%)
72	d6	0.52	0/782	0.72	0/1047
73	D7	0.32	0/620	0.59	0/838
73	d7	0.37	0/620	0.69	1/838 (0.1%)
74	D8	0.30	0/499	0.52	0/670
74	d8	0.40	0/499	0.60	0/670
75	D9	0.46	0/453	0.69	0/602
75	d9	0.44	0/453	0.68	0/602
76	E0	0.36	0/483	0.57	0/643
76	e0	0.40	0/499	0.67	0/665
77	E1	0.34	0/577	0.66	0/770
77	e1	0.39	0/586	0.78	0/781
78	SR	0.30	0/2494	0.55	0/3394
78	sR	0.34	0/2494	0.59	0/3394
79	SM	0.34	0/1113	0.64	1/1502 (0.1%)
79	sM	0.41	0/929	0.68	3/1246 (0.2%)
81	n4	0.42	0/1058	0.62	0/1405
82	p0	0.36	0/1092	0.56	0/1474
All	All	0.61	42/426558 (0.0%)	1.06	1636/625790 (0.3%)

Chiral center outliers are detected by calculating the chiral volume of a chiral center and verifying if the center is modelled as a planar moiety or with the opposite hand. A planarity outlier is detected by checking planarity of atoms in a peptide group, atoms in a mainchain group or atoms of a sidechain that are expected to be planar.

Mol	Chain	#Chirality outliers	#Planarity outliers
4	L2	0	1
4	l2	0	2
5	l3	0	1
6	L4	0	1
6	l4	0	2
7	L5	0	1
7	l5	0	2
9	L7	0	1
9	l7	0	2
11	L9	0	1
12	M0	0	1
12	m0	0	1
13	M1	0	1
13	m1	0	1
14	M3	0	1
15	M4	0	1
16	m5	0	1
18	M7	0	1
19	M8	0	1
21	N0	0	2
23	n2	0	1
24	n3	0	1
25	N4	0	2
27	N6	0	1
28	N7	0	1
28	n7	0	2
29	N8	0	3
29	n8	0	1
30	N9	0	1
32	o1	0	1
33	o2	0	2
34	o3	0	1
35	o4	0	1
37	o6	0	1
40	O9	0	1
46	s0	0	3
47	S1	0	1
48	S2	0	2
49	s3	0	1

Continued on next page...

Continued from previous page...

Mol	Chain	#Chirality outliers	#Planarity outliers
50	S4	0	3
51	S5	0	1
51	s5	0	2
52	S6	0	1
52	s6	0	1
53	S7	0	5
53	s7	0	3
54	s8	0	2
55	s9	0	2
58	c2	0	1
59	c3	0	1
60	C4	0	2
60	c4	0	4
61	C5	0	2
61	c5	0	2
62	C6	0	1
63	C7	0	2
63	c7	0	2
64	C8	0	1
66	D0	0	2
66	d0	0	5
67	D1	0	1
68	D2	0	1
68	d2	0	1
69	d3	0	1
70	D4	0	1
70	d4	0	2
71	D5	0	3
71	d5	0	1
72	D6	0	2
72	d6	0	1
73	D7	0	1
76	e0	0	1
77	E1	0	3
77	e1	0	2
78	sR	0	4
79	SM	0	2
79	sM	0	2
80	m2	0	3
82	p0	0	1
All	All	0	130

All (42) bond length outliers are listed below:

Mol	Chain	Res	Type	Atoms	Z	Observed(Å)	Ideal(Å)
51	S5	21	THR	C-N	20.19	1.72	1.34
1	5	2971	A	N9-C4	12.79	1.45	1.37
1	5	1152	G	N9-C4	-9.61	1.30	1.38
6	L4	19	ALA	C-N	8.69	1.54	1.34
72	D6	59	TYR	C-N	8.53	1.50	1.34
1	5	1201	C	N1-C2	8.48	1.48	1.40
1	1	1201	C	N1-C2	8.02	1.48	1.40
10	l8	51	LYS	C-N	-7.65	1.16	1.34
1	5	1201	C	N1-C6	7.21	1.41	1.37
1	5	2971	A	N3-C4	6.70	1.38	1.34
46	S0	160	ILE	C-N	-6.53	1.21	1.34
1	5	2726	C	N3-C4	-6.16	1.29	1.33
1	1	1201	C	N1-C6	6.11	1.40	1.37
1	1	2093	A	N9-C4	6.02	1.41	1.37
41	q0	99	CYS	CB-SG	-5.98	1.72	1.81
69	d3	4	GLY	C-N	5.95	1.47	1.34
1	5	2971	A	C5-C4	5.78	1.42	1.38
1	5	2922	G	C5-C6	-5.74	1.36	1.42
41	q0	96	CYS	CB-SG	-5.73	1.72	1.81
1	5	2401	A	C5-C4	5.67	1.42	1.38
1	1	2983	C	N3-C4	-5.64	1.30	1.33
1	5	2100	A	N9-C4	5.43	1.41	1.37
1	5	1103	A	N3-C4	5.42	1.38	1.34
1	1	3129	A	N9-C4	-5.41	1.34	1.37
1	5	1152	G	N3-C4	-5.39	1.31	1.35
45	6	1755	A	N9-C4	5.35	1.41	1.37
1	5	1309	U	N1-C2	-5.34	1.33	1.38
45	6	1081	A	N9-C4	5.32	1.41	1.37
45	6	163	G	N9-C4	-5.31	1.33	1.38
1	1	1153	A	N3-C4	-5.28	1.31	1.34
1	1	2207	A	N9-C4	5.25	1.41	1.37
1	5	1103	A	N9-C4	5.25	1.41	1.37
45	6	1492	A	N9-C4	5.21	1.41	1.37
1	1	820	A	N9-C4	-5.18	1.34	1.37
1	5	3049	A	N9-C4	-5.17	1.34	1.37
1	1	2762	A	N3-C4	-5.14	1.31	1.34
1	5	2892	A	N9-C4	-5.09	1.34	1.37
1	1	2971	A	N9-C4	5.07	1.40	1.37
17	M6	40	GLU	CG-CD	5.07	1.59	1.51
1	5	1858	A	N9-C4	5.05	1.40	1.37
1	5	2756	C	N1-C6	-5.05	1.34	1.37
1	5	428	A	N9-C4	-5.05	1.34	1.37

All (1636) bond angle outliers are listed below:

Mol	Chain	Res	Type	Atoms	Z	Observed(°)	Ideal(°)
1	5	1152	G	N3-C4-N9	-18.77	114.74	126.00
1	5	1152	G	N3-C4-C5	17.59	137.39	128.60
1	1	1201	C	C6-N1-C2	-14.35	114.56	120.30
6	L4	182	LEU	CA-CB-CG	12.68	144.47	115.30
1	5	420	G	C5-C6-O6	-12.32	121.21	128.60
1	5	2524	A	O4'-C1'-N9	11.46	117.37	108.20
1	1	1201	C	N1-C2-O2	11.31	125.69	118.90
1	5	1152	G	C2-N3-C4	-11.31	106.25	111.90
1	5	890	C	O5'-P-OP2	-11.27	95.56	105.70
1	5	1201	C	N1-C2-O2	11.16	125.59	118.90
1	5	2283	G	N1-C6-O6	10.90	126.44	119.90
1	1	1201	C	N3-C2-O2	-10.82	114.33	121.90
1	1	1104	G	O5'-P-OP1	-10.33	96.40	105.70
45	2	75	U	C2-N1-C1'	10.30	130.06	117.70
1	5	2393	G	O5'-P-OP2	-10.24	96.48	105.70
1	5	2726	C	C5-C4-N4	10.18	127.33	120.20
1	5	3245	A	C5-N7-C8	-10.11	98.85	103.90
1	1	2818	U	O5'-P-OP2	-9.95	96.75	105.70
1	5	3245	A	C2-N3-C4	-9.88	105.66	110.60
1	5	1152	G	C8-N9-C1'	9.84	139.79	127.00
1	5	3245	A	N1-C6-N6	9.70	124.42	118.60
45	6	453	U	N3-C2-O2	-9.63	115.46	122.20
1	1	2827	U	C5-C6-N1	-9.57	117.92	122.70
1	5	857	G	N1-C6-O6	9.54	125.62	119.90
1	1	2617	U	N1-C2-N3	9.51	120.60	114.90
1	1	2617	U	C5-C4-O4	9.38	131.53	125.90
1	5	934	G	N1-C6-O6	9.37	125.52	119.90
1	5	3245	A	N7-C8-N9	9.33	118.47	113.80
45	2	541	A	O4'-C1'-N9	9.24	115.59	108.20
1	5	2971	A	C8-N9-C4	-9.22	102.11	105.80
1	5	2257	C	C5-C6-N1	9.22	125.61	121.00
1	5	2560	C	N1-C2-O2	9.15	124.39	118.90
1	1	2306	C	C2-N1-C1'	9.12	128.83	118.80
45	2	572	C	O5'-P-OP1	-9.09	97.52	105.70
45	6	453	U	C2-N1-C1'	9.09	128.60	117.70
45	6	163	G	N3-C4-N9	-9.07	120.56	126.00
1	1	3154	C	C6-N1-C2	-8.96	116.72	120.30
1	1	1151	U	C6-N1-C2	-8.95	115.63	121.00
1	5	1152	G	C4-N9-C1'	-8.89	114.94	126.50
1	1	2726	C	N3-C2-O2	-8.85	115.71	121.90
1	1	439	C	C2-N1-C1'	8.80	128.48	118.80
1	5	2872	A	N1-C6-N6	8.79	123.87	118.60
1	5	934	G	C5-C6-O6	-8.77	123.34	128.60

Continued on next page...

Continued from previous page...

Mol	Chain	Res	Type	Atoms	Z	Observed(°)	Ideal(°)
45	6	609	U	C5-C6-N1	-8.76	118.32	122.70
1	5	2403	G	N1-C6-O6	8.74	125.15	119.90
1	5	2871	G	O5'-P-OP2	-8.69	97.88	105.70
1	1	220	G	N1-C6-O6	8.62	125.07	119.90
79	SM	167	PRO	N-CA-CB	8.62	113.64	103.30
1	5	1201	C	O4'-C1'-N1	8.60	115.08	108.20
1	1	3217	C	N1-C2-O2	8.59	124.06	118.90
1	5	1209	G	O5'-P-OP1	-8.54	98.01	105.70
1	5	2401	A	O4'-C1'-N9	8.52	115.02	108.20
45	6	1535	U	N3-C2-O2	-8.50	116.25	122.20
12	m0	176	LEU	CA-CB-CG	8.49	134.82	115.30
1	1	621	A	P-O3'-C3'	8.47	129.86	119.70
1	5	1489	A	O5'-P-OP1	-8.46	98.08	105.70
45	6	1490	C	O4'-C1'-N1	8.46	114.97	108.20
1	1	1016	C	N1-C2-O2	8.45	123.97	118.90
1	1	439	C	N1-C2-O2	8.45	123.97	118.90
1	1	2957	G	N1-C6-O6	8.45	124.97	119.90
1	5	1201	C	N3-C2-O2	-8.45	115.98	121.90
1	5	2355	G	N1-C6-O6	8.42	124.95	119.90
1	5	2726	C	N3-C4-N4	-8.36	112.15	118.00
1	1	2983	C	C5-C4-N4	8.29	126.01	120.20
45	2	74	U	O4'-C1'-N1	8.29	114.83	108.20
1	5	1897	G	N1-C6-O6	8.28	124.87	119.90
1	5	2852	C	C6-N1-C2	8.28	123.61	120.30
1	1	2355	G	N1-C6-O6	8.26	124.85	119.90
1	5	1200	A	N1-C6-N6	8.24	123.55	118.60
1	5	491	C	C2-N1-C1'	8.22	127.84	118.80
45	2	192	U	C2-N1-C1'	8.20	127.55	117.70
1	1	98	G	C8-N9-C4	8.20	109.68	106.40
1	5	2384	A	N1-C6-N6	8.17	123.50	118.60
6	14	339	LEU	CA-CB-CG	8.17	134.09	115.30
1	1	1201	C	C2-N1-C1'	8.17	127.78	118.80
1	1	3217	C	C2-N1-C1'	8.15	127.77	118.80
1	1	2827	U	C2-N1-C1'	-8.15	107.92	117.70
45	2	75	U	N1-C2-O2	8.15	128.51	122.80
45	6	1361	U	C2-N1-C1'	8.13	127.46	117.70
1	1	1016	C	N3-C2-O2	-8.10	116.23	121.90
1	5	2400	G	OP2-P-O3'	8.10	123.03	105.20
1	5	3351	U	C2-N1-C1'	8.10	127.42	117.70
45	6	1773	C	N3-C4-C5	-8.10	118.66	121.90
45	2	241	U	C2-N1-C1'	8.09	127.41	117.70
45	2	704	C	N1-C2-O2	8.08	123.75	118.90

Continued on next page...

Continued from previous page...

Mol	Chain	Res	Type	Atoms	Z	Observed(°)	Ideal(°)
1	1	3278	C	N1-C2-O2	8.04	123.72	118.90
1	1	1201	C	C5-C6-N1	7.97	124.98	121.00
45	6	1490	C	C2-N1-C1'	7.96	127.56	118.80
2	7	97	A	C8-N9-C4	7.95	108.98	105.80
1	5	1402	C	C6-N1-C2	7.93	123.47	120.30
1	5	2842	U	C2-N1-C1'	7.90	127.18	117.70
45	6	781	U	C2-N1-C1'	7.89	127.17	117.70
1	5	2256	A	C2-N3-C4	7.88	114.54	110.60
45	6	609	U	C5-C4-O4	7.88	130.62	125.90
1	1	2147	A	C8-N9-C4	7.86	108.94	105.80
45	6	339	C	C6-N1-C2	-7.84	117.16	120.30
1	1	1858	A	C2-N3-C4	7.83	114.52	110.60
1	5	813	G	N1-C6-O6	7.83	124.60	119.90
1	5	3245	A	C6-C5-N7	-7.83	126.82	132.30
45	6	1560	U	N3-C2-O2	-7.82	116.72	122.20
1	1	3154	C	N1-C2-O2	7.82	123.59	118.90
1	1	2614	G	N3-C4-C5	-7.81	124.69	128.60
45	6	163	G	N3-C4-C5	7.79	132.50	128.60
1	1	545	U	C2-N1-C1'	7.79	127.05	117.70
45	6	813	U	C2-N1-C1'	7.79	127.04	117.70
45	2	934	C	C2-N1-C1'	7.78	127.36	118.80
1	1	2980	U	O5'-P-OP2	-7.76	98.71	105.70
1	1	1292	C	C6-N1-C2	7.75	123.40	120.30
45	6	609	U	N3-C4-O4	-7.75	113.98	119.40
1	1	2093	A	C2-N3-C4	7.75	114.47	110.60
45	6	1246	C	N1-C2-O2	7.74	123.55	118.90
1	5	1307	G	P-O3'-C3'	7.74	128.98	119.70
1	1	2156	C	C6-N1-C2	7.72	123.39	120.30
1	5	3104	U	O5'-P-OP2	-7.72	98.75	105.70
1	1	648	C	O5'-P-OP1	-7.70	98.77	105.70
45	6	453	U	N1-C2-O2	7.70	128.19	122.80
1	5	2257	C	C6-N1-C2	-7.68	117.23	120.30
1	1	2726	C	N3-C4-N4	-7.67	112.63	118.00
45	2	75	U	N3-C2-O2	-7.67	116.83	122.20
1	1	220	G	C5-C6-O6	-7.66	124.00	128.60
1	1	55	G	C8-N9-C4	7.65	109.46	106.40
45	6	194	U	C2-N1-C1'	7.63	126.86	117.70
1	5	2305	G	C8-N9-C4	-7.61	103.36	106.40
1	5	3245	A	C4-C5-N7	7.60	114.50	110.70
1	1	3154	C	C2-N1-C1'	7.59	127.15	118.80
45	2	1291	G	N7-C8-N9	7.55	116.88	113.10
45	6	553	G	N1-C6-O6	7.54	124.43	119.90

Continued on next page...

Continued from previous page...

Mol	Chain	Res	Type	Atoms	Z	Observed(°)	Ideal(°)
1	5	345	G	N1-C6-O6	7.54	124.42	119.90
45	6	389	G	N1-C6-O6	7.53	124.42	119.90
1	1	1556	C	C6-N1-C2	-7.52	117.29	120.30
45	6	163	G	C2-N3-C4	-7.52	108.14	111.90
1	5	1200	A	C5-C6-N6	-7.51	117.69	123.70
1	5	3382	U	N1-C2-O2	7.51	128.06	122.80
1	5	934	G	C6-C5-N7	-7.48	125.91	130.40
1	5	2355	G	C6-C5-N7	-7.48	125.91	130.40
1	1	1016	C	C6-N1-C2	-7.48	117.31	120.30
45	2	794	U	C2-N1-C1'	7.47	126.67	117.70
1	5	1003	A	N1-C6-N6	7.47	123.08	118.60
1	5	345	G	C6-C5-N7	-7.47	125.92	130.40
1	5	2119	A	N1-C6-N6	7.47	123.08	118.60
1	5	3001	C	C6-N1-C2	7.45	123.28	120.30
1	5	420	G	N9-C4-C5	-7.43	102.43	105.40
1	1	437	G	N7-C8-N9	7.43	116.81	113.10
1	5	2169	G	N3-C4-N9	-7.43	121.54	126.00
45	6	543	C	N1-C2-O2	7.42	123.35	118.90
1	1	2647	A	O5'-P-OP1	7.41	119.59	110.70
1	1	2144	A	O4'-C1'-N9	7.41	114.13	108.20
1	5	1187	C	C6-N1-C2	7.41	123.26	120.30
45	2	72	A	O5'-P-OP1	7.40	119.58	110.70
1	1	1306	G	C5-C6-O6	-7.39	124.17	128.60
45	2	1389	C	C2-N1-C1'	7.39	126.93	118.80
1	5	92	G	C4-C5-N7	7.38	113.75	110.80
1	1	406	G	O4'-C1'-N9	7.38	114.10	108.20
1	1	1351	U	N1-C2-O2	7.38	127.96	122.80
1	1	776	U	C4-C5-C6	7.37	124.12	119.70
1	1	2714	G	N3-C4-C5	7.37	132.28	128.60
1	1	2693	C	C6-N1-C2	7.36	123.25	120.30
45	2	453	U	C2-N1-C1'	7.36	126.53	117.70
1	5	880	G	O4'-C1'-N9	7.36	114.08	108.20
1	5	2553	U	C2-N1-C1'	7.34	126.51	117.70
1	5	3382	U	N3-C2-O2	-7.33	117.07	122.20
1	1	2199	G	N1-C6-O6	-7.33	115.50	119.90
1	1	3382	U	C2-N1-C1'	7.32	126.48	117.70
1	1	1016	C	C2-N1-C1'	7.30	126.83	118.80
1	1	2726	C	C5-C4-N4	7.29	125.31	120.20
45	2	1389	C	N1-C2-O2	7.28	123.27	118.90
1	1	2979	U	C2-N1-C1'	-7.27	108.97	117.70
1	5	1339	C	O5'-P-OP1	-7.27	99.16	105.70
45	6	858	G	O4'-C1'-N9	7.25	114.00	108.20

Continued on next page...

Continued from previous page...

Mol	Chain	Res	Type	Atoms	Z	Observed(°)	Ideal(°)
1	1	2728	G	C8-N9-C4	-7.25	103.50	106.40
45	2	704	C	C2-N1-C1'	7.24	126.76	118.80
1	5	2830	G	C8-N9-C4	7.24	109.30	106.40
1	1	2842	U	C2-N1-C1'	7.24	126.38	117.70
1	1	358	G	N1-C6-O6	7.23	124.24	119.90
1	5	908	G	C8-N9-C4	-7.23	103.51	106.40
1	1	937	G	C5-C6-O6	-7.22	124.27	128.60
1	5	2630	C	C6-N1-C2	-7.22	117.41	120.30
17	m6	84	LEU	CB-CG-CD1	-7.21	98.74	111.00
1	5	92	G	C5-C6-O6	-7.21	124.28	128.60
1	1	2714	G	N3-C4-N9	-7.21	121.68	126.00
45	2	1363	U	N1-C2-O2	7.20	127.84	122.80
1	5	2399	A	C2-N3-C4	-7.20	107.00	110.60
1	1	2355	G	C5-C6-O6	-7.20	124.28	128.60
1	5	1297	C	N1-C2-O2	-7.18	114.59	118.90
1	5	1579	C	N1-C2-O2	7.17	123.20	118.90
1	5	885	U	O5'-P-OP2	-7.16	99.25	105.70
1	1	1482	A	N1-C6-N6	7.15	122.89	118.60
1	1	3137	C	C6-N1-C2	7.14	123.16	120.30
5	l3	4	ARG	NE-CZ-NH1	7.13	123.86	120.30
45	6	1490	C	N1-C2-O2	7.12	123.17	118.90
1	5	2401	A	O5'-P-OP2	-7.12	99.30	105.70
1	1	2614	G	N3-C4-N9	7.11	130.27	126.00
45	2	192	U	N1-C2-O2	7.10	127.77	122.80
1	5	1368	U	O5'-P-OP1	-7.10	99.31	105.70
1	5	420	G	N1-C6-O6	7.10	124.16	119.90
2	7	18	C	C6-N1-C2	7.10	123.14	120.30
1	5	2700	G	N3-C4-C5	-7.10	125.05	128.60
1	1	410	U	N3-C4-C5	-7.09	110.34	114.60
1	5	1342	C	C6-N1-C2	7.09	123.14	120.30
1	1	1201	C	O4'-C1'-N1	7.09	113.88	108.20
1	5	1579	C	C6-N1-C2	-7.09	117.46	120.30
45	2	794	U	N1-C2-O2	7.09	127.76	122.80
1	1	1556	C	C5-C6-N1	7.09	124.54	121.00
45	6	1585	U	O5'-P-OP2	-7.08	99.33	105.70
1	1	2617	U	C6-N1-C2	-7.08	116.75	121.00
1	5	2179	C	N3-C4-C5	-7.07	119.07	121.90
1	1	2306	C	N1-C2-O2	7.05	123.13	118.90
1	5	424	G	C5-C6-O6	-7.05	124.37	128.60
1	5	776	U	N1-C2-N3	7.03	119.12	114.90
45	6	462	G	C8-N9-C4	7.03	109.21	106.40
1	5	2644	C	N1-C2-O2	-7.03	114.68	118.90

Continued on next page...

Continued from previous page...

Mol	Chain	Res	Type	Atoms	Z	Observed(°)	Ideal(°)
1	1	3154	C	N3-C2-O2	-7.02	116.98	121.90
1	5	1898	G	C4-C5-N7	-7.02	107.99	110.80
1	1	3382	U	N1-C2-O2	7.02	127.71	122.80
1	1	439	C	C6-N1-C2	-7.02	117.49	120.30
1	1	3196	U	C2-N1-C1'	7.01	126.12	117.70
1	5	2272	G	O4'-C1'-N9	7.01	113.81	108.20
1	1	424	G	C8-N9-C4	-7.01	103.60	106.40
1	5	1422	G	N1-C6-O6	6.99	124.09	119.90
1	5	2983	C	OP1-P-O3'	6.99	120.57	105.20
79	sM	167	PRO	N-CA-CB	6.98	111.68	103.30
1	5	857	G	C5-C6-O6	-6.97	124.42	128.60
1	5	1291	A	C8-N9-C4	6.97	108.59	105.80
45	6	453	U	C6-N1-C2	-6.97	116.82	121.00
1	1	2314	U	C2-N1-C1'	6.97	126.06	117.70
45	2	1180	C	C6-N1-C2	-6.97	117.51	120.30
45	6	864	U	C2-N1-C1'	6.96	126.05	117.70
1	5	644	G	C5-C6-O6	6.96	132.78	128.60
1	5	1152	G	N3-C2-N2	-6.94	115.04	119.90
1	5	3195	U	P-O3'-C3'	6.94	128.03	119.70
45	2	959	U	N1-C2-O2	6.93	127.65	122.80
1	5	3109	G	C5-C6-O6	-6.93	124.44	128.60
1	1	937	G	C4-C5-N7	6.92	113.57	110.80
1	1	1183	C	C6-N1-C2	6.92	123.07	120.30
1	5	1579	C	C2-N1-C1'	6.92	126.42	118.80
1	1	2278	C	N1-C2-O2	6.92	123.05	118.90
68	d2	93	LEU	CA-CB-CG	6.92	131.21	115.30
1	5	948	C	O5'-P-OP2	-6.91	99.48	105.70
1	5	2726	C	C6-N1-C2	-6.91	117.53	120.30
1	5	934	G	C4-C5-N7	6.91	113.56	110.80
1	1	2198	A	C8-N9-C4	6.90	108.56	105.80
1	5	1778	G	N3-C4-N9	-6.90	121.86	126.00
1	5	3195	U	N3-C2-O2	-6.90	117.37	122.20
1	1	2923	U	N3-C2-O2	6.90	127.03	122.20
1	1	2621	G	O5'-P-OP2	-6.89	99.50	105.70
45	6	103	A	C8-N9-C4	-6.89	103.04	105.80
1	1	641	C	C5-C6-N1	6.89	124.45	121.00
3	4	10	A	O5'-P-OP2	-6.89	99.50	105.70
1	5	2560	C	N3-C2-O2	-6.89	117.08	121.90
1	5	2726	C	N1-C2-N3	6.89	124.03	119.20
1	5	1104	G	N7-C8-N9	6.88	116.54	113.10
1	1	2306	C	N3-C2-O2	-6.88	117.09	121.90
1	5	2682	C	C6-N1-C2	-6.88	117.55	120.30

Continued on next page...

Continued from previous page...

Mol	Chain	Res	Type	Atoms	Z	Observed(°)	Ideal(°)
45	6	570	A	N1-C6-N6	6.86	122.72	118.60
1	5	2100	A	C2-N3-C4	6.86	114.03	110.60
45	6	194	U	N1-C2-O2	6.85	127.59	122.80
45	6	781	U	N1-C2-O2	6.85	127.59	122.80
1	5	2842	U	N1-C2-O2	6.84	127.59	122.80
1	1	1904	C	C6-N1-C2	-6.84	117.56	120.30
45	6	1241	G	C4-N9-C1'	6.84	135.39	126.50
1	5	3351	U	N1-C2-O2	6.83	127.58	122.80
45	6	103	A	P-O3'-C3'	6.83	127.90	119.70
1	5	1409	G	C5-C6-O6	-6.83	124.50	128.60
1	5	1903	U	N3-C4-O4	6.82	124.18	119.40
1	5	3195	U	N1-C2-O2	6.82	127.57	122.80
1	5	630	A	C8-N9-C4	6.81	108.52	105.80
1	5	2719	U	C2-N1-C1'	-6.81	109.53	117.70
1	1	1352	A	OP1-P-O3'	6.80	120.17	105.20
45	6	424	C	C6-N1-C2	6.80	123.02	120.30
1	5	936	A	N1-C6-N6	6.80	122.68	118.60
1	1	3217	C	C6-N1-C1'	-6.79	112.65	120.80
1	5	491	C	N1-C2-O2	6.79	122.98	118.90
1	5	2541	U	C2-N1-C1'	6.79	125.85	117.70
1	1	545	U	N1-C2-O2	6.78	127.55	122.80
1	5	2719	U	C5-C6-N1	-6.78	119.31	122.70
13	m1	112	LEU	CA-CB-CG	6.78	130.89	115.30
1	5	1495	U	C2-N1-C1'	6.77	125.82	117.70
1	1	959	C	C6-N1-C2	6.76	123.00	120.30
1	1	2871	G	C5-N7-C8	-6.76	100.92	104.30
1	5	2831	G	N1-C6-O6	6.76	123.96	119.90
3	8	82	U	N1-C2-N3	-6.76	110.84	114.90
1	1	859	G	C8-N9-C4	6.76	109.10	106.40
31	O0	41	LEU	CA-CB-CG	6.75	130.82	115.30
1	1	1111	U	C5-C6-N1	-6.75	119.33	122.70
1	1	591	G	N1-C6-O6	6.75	123.95	119.90
1	1	2763	U	O5'-P-OP2	-6.74	99.63	105.70
45	6	830	U	C2-N1-C1'	6.74	125.79	117.70
1	1	3129	A	C8-N9-C4	6.74	108.50	105.80
1	1	1351	U	N3-C2-O2	-6.74	117.48	122.20
45	2	959	U	N3-C2-O2	-6.74	117.48	122.20
1	5	1000	C	C6-N1-C2	6.74	123.00	120.30
1	5	2403	G	C5-C6-O6	-6.74	124.56	128.60
1	5	2643	A	C8-N9-C4	6.73	108.49	105.80
1	5	2330	C	N1-C2-O2	-6.72	114.87	118.90
45	6	321	C	P-O3'-C3'	6.72	127.76	119.70

Continued on next page...

Continued from previous page...

Mol	Chain	Res	Type	Atoms	Z	Observed(°)	Ideal(°)
61	c5	36	LEU	CA-CB-CG	6.72	130.75	115.30
1	1	3278	C	C2-N1-C1'	6.71	126.19	118.80
45	2	912	U	C2-N1-C1'	6.71	125.76	117.70
45	6	1096	C	C6-N1-C2	6.71	122.99	120.30
45	6	1052	U	O5'-P-OP2	-6.71	99.66	105.70
1	5	1716	U	P-O3'-C3'	6.71	127.75	119.70
45	6	1389	C	C2-N1-C1'	6.71	126.18	118.80
45	6	864	U	N3-C2-O2	-6.70	117.51	122.20
1	5	92	G	N1-C6-O6	6.70	123.92	119.90
45	2	539	G	C4-N9-C1'	6.69	135.20	126.50
1	5	1152	G	C5-C6-N1	-6.69	108.16	111.50
45	2	75	U	C6-N1-C1'	-6.67	111.86	121.20
47	S1	218	LEU	CA-CB-CG	6.67	130.64	115.30
1	1	1176	C	N3-C2-O2	6.67	126.57	121.90
45	6	1246	C	N3-C2-O2	-6.67	117.23	121.90
1	1	2871	G	N7-C8-N9	6.66	116.43	113.10
45	6	1614	A	N1-C6-N6	6.66	122.60	118.60
1	5	2434	U	N3-C2-O2	-6.66	117.54	122.20
1	1	1224	C	C6-N1-C2	-6.66	117.64	120.30
1	1	2550	U	N3-C2-O2	-6.64	117.55	122.20
1	1	1556	C	C2-N1-C1'	6.64	126.10	118.80
1	5	3204	C	N1-C2-O2	-6.64	114.92	118.90
1	1	2375	G	O4'-C1'-N9	6.63	113.51	108.20
1	1	2809	C	N1-C2-O2	-6.63	114.92	118.90
45	2	507	U	N1-C2-O2	6.63	127.44	122.80
1	5	1778	G	C8-N9-C1'	6.63	135.62	127.00
1	5	1303	A	N1-C6-N6	6.63	122.58	118.60
1	1	591	G	C5-C6-O6	-6.62	124.63	128.60
1	5	2817	A	C2-N3-C4	6.62	113.91	110.60
1	5	1331	U	C5-C6-N1	-6.62	119.39	122.70
1	5	1342	C	C5-C6-N1	-6.62	117.69	121.00
1	5	3092	C	C6-N1-C2	6.62	122.95	120.30
1	1	2353	G	N1-C6-O6	6.62	123.87	119.90
45	2	1363	U	N3-C2-O2	-6.62	117.57	122.20
45	2	577	G	N1-C6-O6	6.61	123.87	119.90
1	5	2871	G	C5-N7-C8	-6.61	100.99	104.30
1	5	2971	A	N3-C4-C5	-6.61	122.17	126.80
1	5	2872	A	C5-N7-C8	-6.60	100.60	103.90
65	C9	28	LEU	CA-CB-CG	6.60	130.48	115.30
1	1	2353	G	C6-C5-N7	-6.59	126.44	130.40
1	5	998	A	N1-C6-N6	-6.59	114.65	118.60
1	5	2202	C	C6-N1-C2	6.59	122.94	120.30

Continued on next page...

Continued from previous page...

Mol	Chain	Res	Type	Atoms	Z	Observed(°)	Ideal(°)
1	5	2553	U	N3-C2-O2	-6.59	117.59	122.20
1	1	227	G	C8-N9-C1'	-6.59	118.44	127.00
45	6	1481	C	N1-C2-O2	6.59	122.85	118.90
1	1	545	U	N3-C2-O2	-6.58	117.59	122.20
1	1	3001	C	C6-N1-C2	6.58	122.93	120.30
1	5	1115	G	C8-N9-C4	-6.58	103.77	106.40
3	8	100	U	C2-N1-C1'	6.57	125.59	117.70
1	5	937	G	C5-C6-N1	6.57	114.79	111.50
1	5	2169	G	C8-N9-C1'	6.57	135.54	127.00
1	5	3351	U	C6-N1-C1'	-6.57	112.00	121.20
45	6	608	U	N3-C2-O2	-6.57	117.60	122.20
45	6	858	G	C4-N9-C1'	6.57	135.04	126.50
3	8	56	G	N1-C6-O6	6.56	123.84	119.90
45	6	1491	U	P-O3'-C3'	6.56	127.58	119.70
1	5	1402	C	C5-C6-N1	-6.56	117.72	121.00
1	5	2971	A	N9-C1'-C2'	6.56	122.53	114.00
45	2	1291	G	C8-N9-C4	-6.56	103.78	106.40
1	1	630	A	C8-N9-C4	6.56	108.42	105.80
45	2	934	C	C6-N1-C2	-6.56	117.68	120.30
1	5	2306	C	N1-C2-O2	6.56	122.83	118.90
1	5	784	A	N1-C6-N6	6.55	122.53	118.60
1	1	2257	C	O5'-P-OP2	-6.55	99.80	105.70
1	1	2728	G	N3-C4-C5	-6.55	125.32	128.60
45	2	864	U	N3-C2-O2	-6.55	117.62	122.20
1	5	2719	U	C6-N1-C2	6.54	124.92	121.00
2	7	1	G	C4-N9-C1'	6.54	135.00	126.50
1	1	1839	A	N1-C6-N6	-6.54	114.68	118.60
45	6	1039	A	O4'-C1'-N9	6.53	113.42	108.20
56	c0	97	PRO	N-CA-CB	6.53	111.13	103.30
45	2	158	U	P-O3'-C3'	6.52	127.52	119.70
64	c8	116	LEU	CA-CB-CG	6.50	130.26	115.30
1	1	1148	G	C4-N9-C1'	-6.50	118.05	126.50
45	6	1600	A	C5-N7-C8	-6.50	100.65	103.90
56	c0	88	PRO	N-CA-CB	6.50	111.10	103.30
1	5	1085	A	C6-C5-N7	-6.49	127.75	132.30
1	5	265	A	C8-N9-C4	6.49	108.39	105.80
1	5	1152	G	C5-N7-C8	-6.49	101.06	104.30
1	1	1367	G	N1-C6-O6	6.48	123.79	119.90
1	1	2617	U	C4-C5-C6	6.48	123.59	119.70
45	6	1214	U	N3-C2-O2	-6.48	117.67	122.20
1	1	2957	G	C5-C6-O6	-6.47	124.72	128.60
1	5	1450	G	N1-C6-O6	6.47	123.78	119.90

Continued on next page...

Continued from previous page...

Mol	Chain	Res	Type	Atoms	Z	Observed(°)	Ideal(°)
1	5	345	G	N9-C4-C5	-6.47	102.81	105.40
1	5	1450	G	C5-C6-O6	-6.47	124.72	128.60
1	1	908	G	C4-N9-C1'	6.46	134.90	126.50
1	1	212	G	C2-N3-C4	6.46	115.13	111.90
1	5	3142	A	C8-N9-C4	6.46	108.38	105.80
1	5	2745	G	C5-C6-O6	-6.46	124.72	128.60
1	5	420	G	C8-N9-C4	6.46	108.98	106.40
45	2	783	G	C5-C6-O6	-6.45	124.73	128.60
1	1	2660	G	N1-C6-O6	6.45	123.77	119.90
1	5	2978	U	C5-C6-N1	-6.44	119.48	122.70
1	5	2996	U	N1-C2-O2	6.44	127.31	122.80
45	6	1456	C	C4-C5-C6	6.44	120.62	117.40
1	1	3217	C	N3-C2-O2	-6.44	117.39	121.90
45	6	1614	A	O4'-C1'-N9	6.44	113.35	108.20
1	1	437	G	C6-C5-N7	-6.43	126.54	130.40
1	1	439	C	N3-C2-O2	-6.43	117.39	121.90
1	1	2306	C	C6-N1-C2	-6.43	117.73	120.30
45	6	934	C	C2-N1-C1'	6.43	125.88	118.80
2	3	101	G	C8-N9-C4	6.43	108.97	106.40
1	5	2553	U	N1-C2-O2	6.43	127.30	122.80
45	6	385	A	N1-C6-N6	-6.43	114.74	118.60
1	5	1103	A	C2-N3-C4	6.42	113.81	110.60
45	6	1654	G	C5-C6-O6	-6.42	124.75	128.60
1	5	1481	A	P-O3'-C3'	6.42	127.40	119.70
1	1	676	G	N3-C4-C5	-6.41	125.39	128.60
1	1	2385	G	N3-C4-C5	6.41	131.81	128.60
1	1	3355	U	N1-C2-O2	6.41	127.29	122.80
1	5	879	U	C5-C4-O4	-6.41	122.05	125.90
1	5	3087	A	C8-N9-C4	6.41	108.36	105.80
1	5	3362	A	C5-N7-C8	-6.41	100.70	103.90
45	6	1773	C	N3-C4-N4	6.41	122.49	118.00
1	5	3211	C	C6-N1-C2	6.41	122.86	120.30
1	5	2821	C	N3-C2-O2	-6.41	117.42	121.90
45	6	682	C	OP1-P-O3'	6.41	119.29	105.20
1	5	1796	G	C4-N9-C1'	-6.40	118.18	126.50
1	5	1310	G	C5-C6-N1	6.40	114.70	111.50
1	5	866	A	N1-C6-N6	-6.39	114.76	118.60
1	5	2940	A	N1-C2-N3	6.39	132.49	129.30
1	5	3276	G	OP2-P-O3'	6.39	119.25	105.20
2	7	49	G	N1-C6-O6	6.38	123.73	119.90
1	5	1778	G	C4-N9-C1'	-6.38	118.21	126.50
1	5	3016	A	N1-C6-N6	6.38	122.43	118.60

Continued on next page...

Continued from previous page...

Mol	Chain	Res	Type	Atoms	Z	Observed(°)	Ideal(°)
1	5	1369	A	C8-N9-C4	6.37	108.35	105.80
1	5	2831	G	C5-C6-O6	-6.37	124.78	128.60
1	1	3195	U	N3-C2-O2	-6.37	117.74	122.20
1	5	969	C	C6-N1-C2	6.37	122.85	120.30
1	5	2979	U	C5-C6-N1	-6.37	119.52	122.70
1	5	2871	G	N7-C8-N9	6.37	116.28	113.10
1	5	1806	A	C8-N9-C4	6.36	108.34	105.80
1	5	1085	A	N1-C6-N6	6.36	122.42	118.60
45	2	1280	C	C6-N1-C2	-6.36	117.75	120.30
1	5	1389	G	C8-N9-C4	6.36	108.94	106.40
1	5	2418	G	OP2-P-O3'	6.36	119.19	105.20
1	1	1285	G	P-O3'-C3'	6.35	127.31	119.70
1	1	546	C	C6-N1-C2	-6.34	117.76	120.30
45	2	1274	C	C2-N1-C1'	6.34	125.78	118.80
1	1	2759	U	C5-C6-N1	6.34	125.87	122.70
45	6	400	A	N1-C6-N6	6.34	122.40	118.60
1	1	73	C	N3-C4-C5	-6.33	119.37	121.90
3	4	21	C	O5'-P-OP2	-6.33	100.00	105.70
45	6	1241	G	O4'-C1'-N9	6.33	113.27	108.20
1	5	911	C	N1-C2-O2	-6.33	115.11	118.90
1	5	2415	C	C6-N1-C2	6.33	122.83	120.30
1	5	2294	U	N1-C2-O2	6.32	127.22	122.80
1	1	3275	U	C5-C6-N1	6.32	125.86	122.70
1	1	2983	C	N3-C4-N4	-6.32	113.58	118.00
1	5	1046	A	N1-C6-N6	-6.32	114.81	118.60
47	s1	54	LEU	CA-CB-CG	6.31	129.81	115.30
1	5	948	C	C6-N1-C2	6.29	122.82	120.30
1	1	3214	U	N3-C2-O2	-6.28	117.81	122.20
1	1	2831	G	N1-C6-O6	6.28	123.67	119.90
1	5	1104	G	C8-N9-C4	-6.28	103.89	106.40
1	5	2560	C	C2-N1-C1'	6.28	125.70	118.80
45	6	74	U	C5-C6-N1	6.28	125.84	122.70
45	6	1481	C	N3-C2-O2	-6.28	117.51	121.90
56	C0	88	PRO	N-CA-CB	6.27	110.83	103.30
1	5	2179	C	N1-C2-O2	6.27	122.66	118.90
1	5	2366	C	C6-N1-C2	6.27	122.81	120.30
1	1	1581	C	N1-C2-O2	6.27	122.66	118.90
1	5	1188	U	N1-C2-N3	6.27	118.66	114.90
1	5	2971	A	C2-N3-C4	6.27	113.73	110.60
45	6	1428	G	O5'-P-OP1	-6.27	100.06	105.70
1	5	1177	G	C4-N9-C1'	6.27	134.65	126.50
45	6	1241	G	C6-C5-N7	-6.26	126.64	130.40

Continued on next page...

Continued from previous page...

Mol	Chain	Res	Type	Atoms	Z	Observed(°)	Ideal(°)
1	1	638	C	N3-C4-C5	-6.26	119.40	121.90
1	1	2846	U	N3-C2-O2	-6.26	117.82	122.20
1	5	791	A	C8-N9-C4	6.26	108.30	105.80
1	1	3085	G	N1-C6-O6	6.25	123.65	119.90
1	5	420	G	C5-C6-N1	6.25	114.62	111.50
45	6	633	U	C5-C6-N1	-6.25	119.58	122.70
1	5	2211	U	N3-C2-O2	-6.24	117.83	122.20
45	6	1097	U	N3-C2-O2	-6.24	117.83	122.20
1	1	345	G	C6-C5-N7	-6.24	126.66	130.40
1	5	2751	G	N1-C6-O6	6.24	123.64	119.90
45	6	103	A	N3-C4-C5	-6.24	122.43	126.80
1	1	1724	U	OP1-P-O3'	6.23	118.91	105.20
1	5	428	A	N1-C6-N6	6.23	122.34	118.60
45	6	1568	C	P-O3'-C3'	6.23	127.18	119.70
1	1	948	C	C6-N1-C2	6.23	122.79	120.30
1	5	1844	C	N1-C2-O2	-6.23	115.16	118.90
45	6	337	G	C4-C5-N7	6.23	113.29	110.80
1	1	1103	A	C8-N9-C4	6.22	108.29	105.80
1	5	2682	C	P-O3'-C3'	6.22	127.17	119.70
1	5	1292	C	C6-N1-C2	6.21	122.78	120.30
45	2	275	C	C5-C6-N1	6.21	124.11	121.00
1	1	2979	U	C5-C6-N1	-6.21	119.59	122.70
45	6	163	G	N3-C2-N2	-6.21	115.55	119.90
1	5	2283	G	C5-C6-N1	-6.21	108.40	111.50
1	5	438	A	P-O3'-C3'	6.21	127.15	119.70
45	6	1490	C	C6-N1-C1'	-6.21	113.35	120.80
1	1	1351	U	C2-N1-C1'	6.21	125.15	117.70
1	5	1851	G	C8-N9-C4	-6.21	103.92	106.40
45	6	577	G	C6-C5-N7	-6.20	126.68	130.40
1	5	3178	A	N1-C6-N6	6.20	122.32	118.60
1	1	1119	C	C4-C5-C6	6.20	120.50	117.40
1	5	1201	C	C6-N1-C2	-6.20	117.82	120.30
1	1	1304	A	N1-C6-N6	-6.19	114.89	118.60
1	5	2879	C	N3-C2-O2	6.19	126.23	121.90
1	5	2836	C	C5-C6-N1	-6.19	117.91	121.00
45	6	136	C	N1-C2-O2	6.19	122.61	118.90
1	1	964	G	C4-C5-N7	6.18	113.27	110.80
1	5	718	G	O4'-C1'-N9	6.18	113.15	108.20
45	6	683	C	C5-C6-N1	6.18	124.09	121.00
1	1	1329	U	P-O3'-C3'	6.18	127.12	119.70
45	6	1200	G	N1-C6-O6	6.18	123.61	119.90
1	5	1374	G	C4-C5-N7	6.18	113.27	110.80

Continued on next page...

Continued from previous page...

Mol	Chain	Res	Type	Atoms	Z	Observed(°)	Ideal(°)
1	5	3130	A	O5'-P-OP1	-6.18	100.14	105.70
45	2	380	U	C2-N1-C1'	6.17	125.11	117.70
1	5	3158	G	C4-N9-C1'	6.17	134.52	126.50
45	6	781	U	C6-N1-C1'	-6.17	112.57	121.20
1	1	2821	C	O4'-C1'-N1	6.17	113.13	108.20
1	5	2541	U	N1-C2-O2	6.17	127.12	122.80
1	1	2355	G	C6-C5-N7	-6.16	126.70	130.40
45	2	1755	A	P-O3'-C3'	-6.16	112.31	119.70
1	5	857	G	C6-C5-N7	-6.16	126.71	130.40
1	5	1103	A	O4'-C1'-N9	6.16	113.12	108.20
1	5	2700	G	N3-C4-N9	6.15	129.69	126.00
1	5	415	G	C8-N9-C4	6.15	108.86	106.40
1	5	1152	G	N9-C4-C5	6.14	107.86	105.40
7	15	110	LEU	CA-CB-CG	6.14	129.43	115.30
1	1	1303	A	C8-N9-C4	6.14	108.26	105.80
1	1	2306	C	C6-N1-C1'	-6.14	113.44	120.80
1	5	280	U	O5'-P-OP2	-6.13	100.18	105.70
45	6	1413	U	C2-N1-C1'	6.13	125.06	117.70
45	6	1614	A	C5-N7-C8	-6.13	100.83	103.90
1	1	1432	C	C6-N1-C2	-6.13	117.85	120.30
45	6	75	U	P-O3'-C3'	6.13	127.06	119.70
1	1	3344	A	N7-C8-N9	6.13	116.86	113.80
45	6	1280	C	N3-C4-C5	-6.13	119.45	121.90
1	5	2621	G	C5-C6-N1	-6.12	108.44	111.50
1	5	2970	C	P-O3'-C3'	6.12	127.05	119.70
1	5	3388	C	C6-N1-C2	6.12	122.75	120.30
1	5	504	A	N1-C6-N6	6.12	122.27	118.60
1	1	1495	U	C5-C4-O4	6.12	129.57	125.90
3	4	20	U	C5-C6-N1	-6.11	119.64	122.70
45	2	380	U	N3-C2-O2	-6.11	117.92	122.20
1	5	1177	G	C8-N9-C1'	-6.11	119.05	127.00
1	1	2396	G	C4-C5-N7	-6.11	108.36	110.80
1	1	2964	G	C8-N9-C1'	6.11	134.94	127.00
1	5	994	G	O4'-C1'-N9	-6.11	103.31	108.20
1	5	2769	A	C8-N9-C4	6.10	108.24	105.80
1	5	2169	G	C6-C5-N7	6.10	134.06	130.40
6	L4	19	ALA	C-N-CA	6.10	136.94	121.70
45	2	1767	G	N3-C4-C5	6.10	131.65	128.60
1	5	949	C	C6-N1-C2	6.09	122.74	120.30
1	1	437	G	N1-C6-O6	6.09	123.56	119.90
1	5	1140	G	O5'-P-OP2	-6.09	100.22	105.70
1	5	3245	A	C8-N9-C4	-6.09	103.36	105.80

Continued on next page...

Continued from previous page...

Mol	Chain	Res	Type	Atoms	Z	Observed(°)	Ideal(°)
1	5	684	G	C8-N9-C4	6.09	108.84	106.40
45	6	337	G	C5-N7-C8	-6.09	101.26	104.30
1	5	3245	A	N1-C2-N3	6.09	132.34	129.30
45	6	1137	A	C8-N9-C4	6.09	108.23	105.80
1	1	2846	U	C2-N1-C1'	6.09	125.00	117.70
45	6	1490	C	N1-C1'-C2'	6.08	121.91	114.00
1	1	1351	U	C5-C6-N1	6.08	125.74	122.70
1	5	1367	G	N1-C6-O6	6.08	123.55	119.90
1	1	2817	A	C8-N9-C4	-6.08	103.37	105.80
1	5	654	C	C6-N1-C2	6.08	122.73	120.30
79	sM	82	THR	C-N-CA	6.08	136.91	121.70
1	1	2978	U	C5-C6-N1	-6.08	119.66	122.70
45	6	577	G	C4-C5-N7	6.08	113.23	110.80
2	7	1	G	C6-C5-N7	-6.08	126.75	130.40
45	6	108	A	C8-N9-C4	6.07	108.23	105.80
1	1	1179	A	C8-N9-C4	6.06	108.22	105.80
45	6	1518	C	N1-C2-O2	6.06	122.54	118.90
1	5	2901	G	O5'-P-OP2	-6.06	100.25	105.70
45	2	380	U	N1-C2-O2	6.06	127.04	122.80
1	5	2842	U	C5-C6-N1	6.06	125.73	122.70
2	7	98	C	N1-C2-O2	-6.06	115.27	118.90
1	5	994	G	O5'-P-OP2	-6.05	100.25	105.70
1	5	2234	G	N9-C4-C5	-6.05	102.98	105.40
45	6	1518	C	N3-C2-O2	-6.05	117.66	121.90
1	1	2617	U	N3-C4-C5	-6.05	110.97	114.60
1	1	2842	U	N1-C2-O2	6.05	127.03	122.80
1	5	2726	C	N3-C2-O2	-6.04	117.67	121.90
1	5	420	G	N3-C4-N9	6.04	129.63	126.00
45	6	337	G	N7-C8-N9	6.04	116.12	113.10
1	1	1092	C	C6-N1-C2	-6.04	117.88	120.30
1	1	2819	A	O5'-P-OP2	-6.04	100.26	105.70
1	5	644	G	N1-C6-O6	-6.04	116.28	119.90
45	2	704	C	O4'-C1'-N1	6.04	113.03	108.20
1	5	3362	A	O4'-C1'-N9	6.04	113.03	108.20
1	1	1607	U	P-O3'-C3'	6.03	126.94	119.70
1	5	345	G	C5-C6-O6	-6.03	124.98	128.60
1	5	2179	C	C2-N3-C4	6.03	122.92	119.90
45	6	1728	A	C8-N9-C4	6.03	108.21	105.80
1	1	1151	U	N1-C2-N3	6.03	118.52	114.90
1	5	3094	A	N1-C2-N3	6.03	132.31	129.30
45	6	1025	A	N1-C6-N6	6.02	122.22	118.60
1	1	2407	C	N3-C4-C5	6.02	124.31	121.90

Continued on next page...

Continued from previous page...

Mol	Chain	Res	Type	Atoms	Z	Observed(°)	Ideal(°)
47	s1	231	LEU	CA-CB-CG	6.02	129.15	115.30
1	5	2872	A	C6-C5-N7	-6.02	128.09	132.30
1	1	2870	C	C2-N1-C1'	-6.02	112.18	118.80
1	1	2996	U	C2-N1-C1'	6.02	124.92	117.70
45	6	1560	U	C2-N1-C1'	6.02	124.92	117.70
1	5	1134	G	N9-C4-C5	6.01	107.81	105.40
45	6	1580	C	N1-C2-O2	-6.01	115.29	118.90
45	2	194	U	O4'-C1'-N1	6.01	113.01	108.20
43	Q2	93	LEU	CA-CB-CG	6.01	129.12	115.30
55	S9	3	ARG	C-N-CA	-6.01	106.68	121.70
45	6	1361	U	C6-N1-C1'	-6.01	112.79	121.20
1	1	2964	G	C4-N9-C1'	-6.00	118.69	126.50
45	2	1280	C	N3-C4-C5	-6.00	119.50	121.90
1	5	1016	C	C6-N1-C2	-6.00	117.90	120.30
1	5	2750	U	C2-N3-C4	-6.00	123.40	127.00
45	6	239	C	P-O3'-C3'	6.00	126.90	119.70
56	c0	83	PRO	N-CA-CB	6.00	110.50	103.30
1	1	1130	A	C8-N9-C4	6.00	108.20	105.80
1	5	3227	A	C2-N3-C4	-6.00	107.60	110.60
1	5	2750	U	C5-C6-N1	-5.99	119.70	122.70
1	5	56	G	C8-N9-C4	5.99	108.80	106.40
1	5	2416	U	O5'-P-OP2	-5.99	100.31	105.70
1	5	1046	A	N1-C2-N3	5.99	132.30	129.30
1	1	3280	U	C2-N1-C1'	-5.99	110.51	117.70
45	2	1246	C	C2-N1-C1'	5.99	125.39	118.80
1	5	3129	A	OP1-P-OP2	5.98	128.57	119.60
45	2	507	U	C2-N1-C1'	5.97	124.87	117.70
1	5	3041	U	N3-C4-O4	-5.97	115.22	119.40
1	1	227	G	N9-C4-C5	-5.97	103.01	105.40
1	5	2948	C	N3-C2-O2	-5.97	117.72	121.90
1	1	2624	G	N7-C8-N9	5.97	116.09	113.10
3	8	113	U	C2-N1-C1'	5.97	124.86	117.70
45	6	1596	C	N3-C2-O2	-5.97	117.72	121.90
1	1	1176	C	N1-C2-O2	-5.97	115.32	118.90
1	5	2348	A	C8-N9-C4	5.97	108.19	105.80
1	1	3092	C	C6-N1-C2	5.97	122.69	120.30
69	D3	9	LEU	CA-CB-CG	5.96	129.02	115.30
45	2	1389	C	N3-C2-O2	-5.96	117.73	121.90
1	5	3362	A	C2-N3-C4	-5.96	107.62	110.60
1	5	274	G	C8-N9-C4	5.96	108.78	106.40
1	5	2733	A	N1-C6-N6	5.96	122.18	118.60
45	6	1560	U	N1-C2-O2	5.96	126.97	122.80

Continued on next page...

Continued from previous page...

Mol	Chain	Res	Type	Atoms	Z	Observed(°)	Ideal(°)
1	1	2873	U	C5-C6-N1	-5.96	119.72	122.70
1	5	3362	A	N7-C8-N9	5.96	116.78	113.80
45	6	389	G	C5-C6-O6	-5.95	125.03	128.60
1	5	1851	G	N7-C8-N9	5.95	116.08	113.10
1	1	725	G	C8-N9-C4	5.95	108.78	106.40
1	5	964	G	C8-N9-C4	-5.95	104.02	106.40
1	5	1210	U	C5-C6-N1	-5.95	119.73	122.70
45	6	1480	G	C8-N9-C4	-5.95	104.02	106.40
1	5	1778	G	N3-C2-N2	-5.95	115.74	119.90
1	1	637	C	N1-C2-O2	5.94	122.47	118.90
1	1	1761	C	C2-N1-C1'	5.94	125.34	118.80
3	8	99	C	N1-C2-O2	5.94	122.47	118.90
1	1	942	U	N1-C2-N3	5.94	118.46	114.90
1	5	2567	C	C2-N1-C1'	5.94	125.33	118.80
1	1	2366	C	N3-C4-C5	5.93	124.27	121.90
45	2	1096	C	C6-N1-C2	5.93	122.67	120.30
1	5	40	A	O5'-P-OP1	-5.93	100.36	105.70
58	C2	103	LEU	CA-CB-CG	5.93	128.94	115.30
1	1	799	G	C8-N9-C4	5.93	108.77	106.40
1	5	2393	G	OP1-P-OP2	5.93	128.49	119.60
45	6	542	A	P-O3'-C3'	5.93	126.82	119.70
1	5	3245	A	C5-C6-N1	-5.93	114.74	117.70
45	6	103	A	C4-C5-C6	5.93	119.96	117.00
45	6	1535	U	P-O3'-C3'	5.93	126.81	119.70
1	5	637	C	N3-C4-C5	5.92	124.27	121.90
1	5	3078	U	OP2-P-O3'	5.92	118.23	105.20
45	6	337	G	N3-C2-N2	5.92	124.05	119.90
1	1	1103	A	N1-C6-N6	5.92	122.15	118.60
1	1	2366	C	C6-N1-C2	5.92	122.67	120.30
3	8	26	U	N3-C2-O2	-5.92	118.05	122.20
45	6	1600	A	OP1-P-O3'	5.92	118.23	105.20
1	1	1484	U	P-O3'-C3'	5.92	126.80	119.70
1	5	2384	A	C5-C6-N6	-5.92	118.97	123.70
1	5	1894	U	C5-C6-N1	-5.92	119.74	122.70
1	5	1405	U	C5-C4-O4	5.91	129.45	125.90
1	1	591	G	N9-C4-C5	-5.91	103.03	105.40
45	2	539	G	C8-N9-C1'	-5.91	119.31	127.00
45	2	831	U	P-O3'-C3'	5.91	126.79	119.70
1	5	3209	A	O4'-C1'-N9	5.91	112.93	108.20
45	6	1492	A	O4'-C1'-N9	5.91	112.93	108.20
1	5	1374	G	C5-C6-O6	-5.91	125.06	128.60
1	5	3275	U	O4'-C1'-N1	5.91	112.92	108.20

Continued on next page...

Continued from previous page...

Mol	Chain	Res	Type	Atoms	Z	Observed(°)	Ideal(°)
1	5	2836	C	C4-C5-C6	5.90	120.35	117.40
1	5	1308	A	N1-C6-N6	-5.90	115.06	118.60
1	1	943	U	N1-C2-O2	-5.89	118.67	122.80
1	1	964	G	C5-N7-C8	-5.89	101.35	104.30
1	1	1639	C	C6-N1-C2	-5.89	117.94	120.30
1	1	1716	U	P-O3'-C3'	5.89	126.77	119.70
1	1	793	C	C6-N1-C2	-5.89	117.94	120.30
45	6	1361	U	N1-C2-O2	5.89	126.92	122.80
1	5	2662	G	P-O3'-C3'	5.89	126.76	119.70
1	1	637	C	C2-N1-C1'	5.88	125.27	118.80
1	5	1057	A	N9-C4-C5	-5.88	103.45	105.80
45	6	1097	U	P-O3'-C3'	5.88	126.76	119.70
1	5	2808	A	N1-C6-N6	5.87	122.12	118.60
45	2	1767	G	C4-N9-C1'	-5.87	118.87	126.50
1	5	1297	C	N3-C2-O2	5.87	126.01	121.90
45	6	17	C	C6-N1-C2	-5.87	117.95	120.30
45	6	1240	U	C5-C6-N1	5.87	125.64	122.70
45	6	1610	G	N3-C4-N9	5.87	129.52	126.00
45	2	959	U	C2-N1-C1'	5.86	124.74	117.70
45	2	192	U	C5-C6-N1	5.86	125.63	122.70
1	1	676	G	N3-C4-N9	5.86	129.51	126.00
1	1	2150	G	N1-C6-O6	5.86	123.41	119.90
17	m6	27	LEU	CA-CB-CG	-5.86	101.83	115.30
1	1	3182	G	N3-C4-N9	5.85	129.51	126.00
1	1	2863	G	C8-N9-C4	5.85	108.74	106.40
1	1	1183	C	C5-C6-N1	-5.85	118.08	121.00
45	6	1490	C	P-O3'-C3'	5.85	126.72	119.70
1	1	2726	C	C6-N1-C2	-5.84	117.96	120.30
1	1	1633	C	C5-C6-N1	5.84	123.92	121.00
1	5	2572	C	N1-C2-O2	5.84	122.41	118.90
45	6	1476	C	C6-N1-C2	-5.84	117.96	120.30
45	2	1258	U	N3-C2-O2	-5.84	118.11	122.20
45	2	577	G	C5-C6-O6	-5.84	125.10	128.60
58	c2	103	LEU	CA-CB-CG	5.84	128.72	115.30
1	5	1017	C	C2-N1-C1'	5.83	125.22	118.80
1	5	2283	G	C6-C5-N7	-5.83	126.90	130.40
1	1	48	A	C2-N3-C4	-5.83	107.69	110.60
1	5	1335	C	N1-C2-O2	-5.83	115.40	118.90
3	8	125	U	C2-N1-C1'	5.83	124.69	117.70
1	1	166	C	C6-N1-C2	-5.82	117.97	120.30
1	1	1037	C	C2-N1-C1'	5.82	125.20	118.80
1	1	637	C	P-O3'-C3'	5.82	126.69	119.70

Continued on next page...

Continued from previous page...

Mol	Chain	Res	Type	Atoms	Z	Observed(°)	Ideal(°)
1	1	2614	G	C4-N9-C1'	5.82	134.07	126.50
3	8	113	U	N1-C2-O2	5.82	126.88	122.80
1	1	745	C	C6-N1-C2	5.82	122.63	120.30
1	1	1407	A	N1-C6-N6	-5.82	115.11	118.60
3	4	137	C	C6-N1-C2	5.82	122.63	120.30
1	1	1352	A	P-O3'-C3'	5.82	126.68	119.70
1	5	2572	C	C2-N1-C1'	5.82	125.20	118.80
1	1	2871	G	O5'-P-OP2	-5.81	100.47	105.70
1	1	1197	A	N1-C6-N6	5.81	122.08	118.60
3	8	113	U	N3-C2-O2	-5.81	118.14	122.20
1	5	345	G	N3-C4-N9	5.80	129.48	126.00
1	5	1200	A	C6-C5-N7	-5.80	128.24	132.30
1	1	227	G	N3-C4-N9	5.80	129.48	126.00
45	2	704	C	C6-N1-C1'	-5.80	113.84	120.80
45	2	73	U	OP1-P-O3'	5.80	117.96	105.20
1	1	546	C	C5-C6-N1	5.80	123.90	121.00
1	1	993	G	O5'-P-OP2	-5.80	100.48	105.70
1	5	32	U	N3-C2-O2	-5.80	118.14	122.20
1	5	430	U	C5-C6-N1	-5.80	119.80	122.70
1	1	55	G	N9-C4-C5	-5.79	103.08	105.40
1	5	1453	A	C8-N9-C4	5.79	108.12	105.80
1	5	1866	C	N1-C2-O2	5.79	122.38	118.90
45	6	1746	A	C8-N9-C4	5.79	108.12	105.80
1	5	3088	G	C8-N9-C4	5.79	108.72	106.40
1	5	2291	A	N1-C6-N6	5.79	122.07	118.60
45	6	1000	C	N3-C2-O2	-5.79	117.85	121.90
2	7	112	G	N1-C6-O6	-5.79	116.43	119.90
1	5	2169	G	C4-N9-C1'	-5.78	118.98	126.50
1	5	2356	A	C8-N9-C4	5.78	108.11	105.80
1	1	3153	U	N3-C2-O2	-5.78	118.16	122.20
1	1	3106	A	N1-C6-N6	-5.78	115.13	118.60
1	5	930	U	OP1-P-O3'	5.78	117.91	105.20
1	5	1481	A	C8-N9-C4	-5.78	103.49	105.80
1	5	2186	U	C5-C4-O4	5.77	129.36	125.90
1	1	3154	C	C5-C6-N1	5.77	123.89	121.00
45	2	1389	C	C6-N1-C2	-5.77	117.99	120.30
45	6	1456	C	C5-C6-N1	-5.77	118.11	121.00
1	5	96	G	N1-C6-O6	5.77	123.36	119.90
2	7	76	A	O4'-C1'-N9	5.77	112.82	108.20
1	5	1796	G	C8-N9-C4	5.76	108.70	106.40
50	S4	194	THR	N-CA-C	5.76	126.54	111.00
1	5	1174	G	C8-N9-C4	-5.76	104.10	106.40

Continued on next page...

Continued from previous page...

Mol	Chain	Res	Type	Atoms	Z	Observed(°)	Ideal(°)
1	5	938	C	C6-N1-C2	5.75	122.60	120.30
1	5	2750	U	N1-C2-N3	5.75	118.35	114.90
1	1	637	C	C5-C6-N1	5.75	123.88	121.00
1	1	995	U	N3-C2-O2	-5.75	118.17	122.20
1	5	2306	C	C2-N1-C1'	5.75	125.13	118.80
1	5	644	G	C4-C5-N7	-5.75	108.50	110.80
1	5	3011	A	N1-C6-N6	-5.75	115.15	118.60
45	6	901	G	O4'-C1'-N9	5.75	112.80	108.20
1	5	2872	A	C4-C5-N7	5.75	113.57	110.70
45	6	17	C	C5-C6-N1	5.75	123.87	121.00
1	1	2147	A	N7-C8-N9	-5.75	110.93	113.80
1	5	1866	C	C2-N1-C1'	5.75	125.12	118.80
1	1	2719	U	N1-C2-O2	-5.74	118.78	122.80
1	1	1307	G	P-O3'-C3'	5.74	126.58	119.70
1	1	1761	C	N1-C2-O2	5.74	122.34	118.90
1	1	3028	G	C6-C5-N7	-5.74	126.96	130.40
1	5	693	A	O5'-P-OP1	-5.74	100.54	105.70
45	6	864	U	C6-N1-C2	-5.74	117.56	121.00
1	1	937	G	N1-C6-O6	5.73	123.34	119.90
1	5	883	A	O5'-P-OP1	-5.73	100.54	105.70
1	5	2283	G	C5-C6-O6	-5.73	125.16	128.60
1	5	776	U	N3-C2-O2	-5.72	118.19	122.20
1	5	2169	G	N9-C4-C5	5.72	107.69	105.40
1	1	345	G	N1-C6-O6	5.72	123.33	119.90
1	1	1197	A	C5-C6-N6	-5.72	119.12	123.70
45	2	1432	U	O4'-C1'-N1	5.72	112.78	108.20
1	1	621	A	OP1-P-O3'	5.72	117.78	105.20
1	5	1131	G	N3-C4-C5	5.72	131.46	128.60
1	1	2996	U	N1-C2-O2	5.72	126.80	122.80
45	6	1675	C	C6-N1-C2	5.72	122.59	120.30
1	1	1103	A	N9-C4-C5	-5.71	103.51	105.80
1	1	2868	U	N1-C2-O2	5.71	126.80	122.80
1	5	632	G	O5'-P-OP1	5.71	117.56	110.70
1	1	439	C	C6-N1-C1'	-5.71	113.94	120.80
1	1	2281	A	O4'-C1'-N9	5.71	112.77	108.20
1	1	1292	C	C5-C6-N1	-5.71	118.15	121.00
1	5	34	A	O5'-P-OP2	-5.71	100.56	105.70
1	5	1057	A	C8-N9-C4	5.71	108.08	105.80
1	5	3195	U	C2-N1-C1'	5.71	124.55	117.70
45	6	1747	G	C5-C6-O6	-5.71	125.17	128.60
45	6	1767	G	O5'-P-OP1	-5.71	100.56	105.70
1	5	2934	A	N1-C6-N6	5.71	122.02	118.60

Continued on next page...

Continued from previous page...

Mol	Chain	Res	Type	Atoms	Z	Observed(°)	Ideal(°)
1	1	2385	G	N3-C4-N9	-5.70	122.58	126.00
1	5	101	G	O5'-P-OP1	5.70	117.55	110.70
1	5	2371	G	C8-N9-C1'	-5.70	119.59	127.00
1	1	2602	G	C8-N9-C4	5.70	108.68	106.40
45	2	275	C	C6-N1-C2	-5.70	118.02	120.30
1	1	2941	A	O5'-P-OP2	-5.70	100.57	105.70
1	5	491	C	C6-N1-C1'	-5.70	113.96	120.80
45	6	1389	C	C6-N1-C1'	-5.70	113.96	120.80
1	5	1592	G	C5-C6-O6	-5.69	125.19	128.60
45	6	1142	A	C5-C6-N1	5.69	120.55	117.70
45	2	75	U	C5-C6-N1	5.69	125.54	122.70
45	6	194	U	N3-C2-O2	-5.69	118.22	122.20
45	6	1559	A	C2-N3-C4	-5.69	107.76	110.60
1	5	867	G	N1-C6-O6	5.68	123.31	119.90
1	5	3376	A	C8-N9-C4	-5.68	103.53	105.80
1	1	1495	U	C5-C6-N1	-5.68	119.86	122.70
1	1	3280	U	O4'-C1'-N1	5.67	112.74	108.20
1	5	1306	G	C8-N9-C4	-5.67	104.13	106.40
1	5	2553	U	C6-N1-C1'	-5.67	113.25	121.20
1	1	3000	A	C8-N9-C4	5.67	108.07	105.80
1	5	2356	A	N9-C4-C5	-5.67	103.53	105.80
1	5	1152	G	O5'-P-OP1	-5.67	100.60	105.70
1	5	1493	G	C5-C6-N1	5.67	114.33	111.50
1	5	3164	C	O4'-C1'-N1	5.67	112.73	108.20
1	1	650	C	N3-C4-N4	5.67	121.97	118.00
1	1	2541	U	P-O3'-C3'	5.67	126.50	119.70
1	5	3307	A	C8-N9-C4	5.67	108.07	105.80
1	1	650	C	N3-C2-O2	5.66	125.86	121.90
1	5	1085	A	C4-C5-C6	5.66	119.83	117.00
1	5	2124	G	N9-C4-C5	5.66	107.67	105.40
45	6	1600	A	N7-C8-N9	5.66	116.63	113.80
1	1	3043	C	C6-N1-C2	5.66	122.56	120.30
1	5	420	G	C4-C5-N7	5.66	113.06	110.80
1	1	2979	U	C5-C4-O4	5.66	129.29	125.90
1	5	420	G	C6-N1-C2	-5.66	121.71	125.10
1	5	827	A	C5-C6-N1	5.66	120.53	117.70
1	1	1188	U	N3-C2-O2	-5.65	118.24	122.20
1	1	1820	U	P-O3'-C3'	5.65	126.48	119.70
45	2	704	C	N3-C2-O2	-5.65	117.94	121.90
1	5	2541	U	N3-C2-O2	-5.65	118.24	122.20
1	5	3218	A	N1-C6-N6	5.65	121.99	118.60
45	6	609	U	N3-C2-O2	-5.64	118.25	122.20

Continued on next page...

Continued from previous page...

Mol	Chain	Res	Type	Atoms	Z	Observed(°)	Ideal(°)
1	1	641	C	O4'-C1'-N1	5.64	112.71	108.20
1	1	3344	A	C8-N9-C4	-5.64	103.54	105.80
1	5	1898	G	C6-C5-N7	5.64	133.78	130.40
1	1	2617	U	N3-C2-O2	-5.64	118.25	122.20
1	1	776	U	C5-C6-N1	-5.64	119.88	122.70
1	5	1579	C	C5-C6-N1	5.64	123.82	121.00
2	7	1	G	C8-N9-C1'	-5.64	119.67	127.00
45	6	1161	C	N1-C2-O2	-5.64	115.52	118.90
1	1	2658	G	N1-C6-O6	5.63	123.28	119.90
1	1	2808	A	O4'-C1'-N9	-5.63	103.69	108.20
1	1	2979	U	C6-N1-C1'	5.63	129.09	121.20
1	1	127	G	N1-C6-O6	5.63	123.28	119.90
1	5	827	A	C2-N3-C4	5.63	113.41	110.60
1	5	1200	A	P-O3'-C3'	5.63	126.45	119.70
1	5	1892	G	C4-N9-C1'	-5.63	119.19	126.50
1	5	3046	A	N1-C2-N3	5.63	132.11	129.30
45	6	1146	G	O5'-P-OP2	-5.63	100.64	105.70
45	2	577	G	C6-C5-N7	-5.62	127.03	130.40
45	2	794	U	C5-C6-N1	5.62	125.51	122.70
1	5	1211	U	C5-C6-N1	-5.62	119.89	122.70
1	5	2909	U	O5'-P-OP1	-5.62	100.64	105.70
45	6	793	A	P-O3'-C3'	5.62	126.45	119.70
1	5	1507	G	C4-C5-N7	5.62	113.05	110.80
1	5	1903	U	C5-C4-O4	-5.62	122.53	125.90
1	5	2830	G	N3-C4-C5	5.62	131.41	128.60
1	5	2980	U	O5'-P-OP2	-5.62	100.64	105.70
45	6	1241	G	C8-N9-C1'	-5.62	119.70	127.00
1	5	1582	C	N1-C2-O2	5.62	122.27	118.90
45	2	783	G	N9-C4-C5	-5.62	103.15	105.40
1	5	491	C	C5-C6-N1	5.62	123.81	121.00
1	1	54	C	C6-N1-C2	5.61	122.55	120.30
1	1	2260	U	C6-N1-C2	-5.61	117.63	121.00
1	5	679	U	C5-C4-O4	5.61	129.27	125.90
45	6	1599	C	N1-C2-O2	-5.61	115.53	118.90
1	1	715	A	C8-N9-C4	-5.61	103.56	105.80
1	5	2302	G	N1-C6-O6	-5.61	116.53	119.90
45	6	813	U	C6-N1-C1'	-5.61	113.34	121.20
45	6	1747	G	C8-N9-C4	5.61	108.64	106.40
1	5	827	A	N1-C6-N6	-5.61	115.23	118.60
45	2	639	U	N1-C2-O2	5.61	126.72	122.80
1	5	2330	C	N3-C2-O2	5.60	125.82	121.90
45	6	314	C	C6-N1-C2	-5.60	118.06	120.30

Continued on next page...

Continued from previous page...

Mol	Chain	Res	Type	Atoms	Z	Observed(°)	Ideal(°)
1	5	1374	G	N1-C6-O6	5.60	123.26	119.90
1	1	1178	G	OP1-P-OP2	5.60	128.00	119.60
1	1	1555	U	C5-C6-N1	-5.60	119.90	122.70
1	1	2278	C	N1-C2-N3	-5.59	115.28	119.20
1	5	637	C	C6-N1-C2	5.59	122.54	120.30
1	5	2745	G	C4-C5-N7	5.59	113.04	110.80
1	5	1156	C	N1-C2-O2	-5.58	115.55	118.90
1	5	776	U	C5-C4-O4	5.58	129.25	125.90
1	5	2940	A	C6-N1-C2	-5.58	115.25	118.60
1	1	3196	U	O4'-C1'-N1	5.58	112.67	108.20
1	5	1637	A	N1-C6-N6	-5.58	115.25	118.60
1	5	1449	A	C8-N9-C4	-5.58	103.57	105.80
1	1	496	C	C6-N1-C2	-5.58	118.07	120.30
1	1	2873	U	N3-C4-O4	-5.58	115.50	119.40
45	6	77	U	O5'-P-OP1	-5.58	100.68	105.70
45	6	453	U	C5-C6-N1	5.58	125.49	122.70
3	4	38	U	N3-C2-O2	-5.57	118.30	122.20
1	1	1740	U	N3-C2-O2	-5.57	118.30	122.20
1	5	1118	C	N3-C4-C5	5.57	124.13	121.90
45	2	453	U	C6-N1-C2	-5.57	117.66	121.00
1	5	2627	C	N1-C2-O2	-5.57	115.56	118.90
45	2	1291	G	C5-N7-C8	-5.57	101.52	104.30
45	6	440	U	N3-C2-O2	-5.57	118.30	122.20
1	1	410	U	N1-C2-O2	-5.57	118.90	122.80
1	5	2299	A	N1-C6-N6	5.57	121.94	118.60
54	S8	29	LEU	CA-CB-CG	5.56	128.09	115.30
1	5	41	G	C4-C5-N7	5.56	113.02	110.80
1	5	1639	C	C6-N1-C2	-5.56	118.08	120.30
48	s2	113	LEU	CA-CB-CG	5.56	128.09	115.30
45	2	747	C	C6-N1-C2	-5.56	118.08	120.30
45	2	934	C	C5-C6-N1	5.56	123.78	121.00
1	1	227	G	C4-N9-C1'	5.55	133.72	126.50
1	1	435	C	C6-N1-C2	5.55	122.52	120.30
1	5	1579	C	N3-C2-O2	-5.55	118.01	121.90
45	2	782	U	OP2-P-O3'	5.55	117.41	105.20
1	5	1103	A	N1-C2-N3	-5.55	126.52	129.30
1	5	2744	U	O5'-P-OP2	-5.55	100.70	105.70
1	5	1882	G	N1-C6-O6	5.54	123.23	119.90
1	1	3355	U	C2-N1-C1'	5.54	124.35	117.70
1	5	2382	G	C6-N1-C2	-5.54	121.78	125.10
45	6	1414	U	C2-N1-C1'	5.54	124.35	117.70
35	O4	51	LEU	CA-CB-CG	5.54	128.04	115.30

Continued on next page...

Continued from previous page...

Mol	Chain	Res	Type	Atoms	Z	Observed(°)	Ideal(°)
45	2	912	U	N1-C2-O2	5.54	126.68	122.80
1	1	1878	G	C4-N9-C1'	5.54	133.70	126.50
1	5	718	G	C4-N9-C1'	5.54	133.70	126.50
1	1	1150	A	N1-C6-N6	-5.54	115.28	118.60
45	2	926	A	N1-C2-N3	5.53	132.07	129.30
1	5	1889	G	N7-C8-N9	5.53	115.87	113.10
1	5	2169	G	N1-C2-N2	5.53	121.18	116.20
1	5	1047	A	C8-N9-C4	-5.53	103.59	105.80
1	1	637	C	C6-N1-C1'	-5.53	114.17	120.80
1	5	345	G	C8-N9-C1'	-5.53	119.81	127.00
1	5	1892	G	N3-C4-N9	-5.53	122.68	126.00
1	1	42	C	C5-C6-N1	-5.53	118.24	121.00
1	1	1016	C	O4'-C1'-N1	5.53	112.62	108.20
2	3	99	G	N1-C6-O6	5.53	123.22	119.90
1	5	1589	A	N1-C6-N6	5.53	121.92	118.60
45	6	895	G	C5-C6-N1	-5.53	108.74	111.50
45	6	1490	C	C5-C6-N1	5.52	123.76	121.00
1	1	2218	G	C8-N9-C4	5.52	108.61	106.40
1	5	2281	A	O5'-P-OP2	-5.52	100.73	105.70
1	5	1902	G	C2-N3-C4	-5.52	109.14	111.90
45	6	320	U	C2-N1-C1'	5.52	124.32	117.70
1	1	2154	U	O5'-P-OP1	-5.51	100.74	105.70
1	5	714	G	OP1-P-OP2	5.51	127.87	119.60
1	5	2624	G	C5-C6-O6	-5.51	125.29	128.60
1	5	2852	C	C5-C6-N1	-5.51	118.24	121.00
1	1	2818	U	OP2-P-O3'	5.51	117.33	105.20
45	2	240	U	O5'-P-OP1	-5.51	100.74	105.70
45	2	1363	U	C2-N1-C1'	5.51	124.31	117.70
1	5	1866	C	C6-N1-C1'	-5.51	114.19	120.80
45	2	192	U	C6-N1-C1'	-5.51	113.49	121.20
45	2	1568	C	P-O3'-C3'	5.51	126.31	119.70
1	5	216	G	O5'-P-OP1	-5.51	100.74	105.70
1	1	65	A	O5'-P-OP2	-5.51	100.74	105.70
1	1	628	A	N1-C2-N3	5.51	132.05	129.30
45	2	1082	C	C2-N1-C1'	5.51	124.86	118.80
1	5	438	A	OP2-P-O3'	5.51	117.31	105.20
1	1	1633	C	C2-N1-C1'	5.50	124.85	118.80
1	5	2167	A	C8-N9-C4	-5.50	103.60	105.80
1	1	1385	C	C6-N1-C2	5.50	122.50	120.30
1	1	1724	U	P-O3'-C3'	5.50	126.30	119.70
1	5	2102	U	C6-N1-C2	-5.50	117.70	121.00
1	1	3141	A	C6-N1-C2	-5.50	115.30	118.60

Continued on next page...

Continued from previous page...

Mol	Chain	Res	Type	Atoms	Z	Observed(°)	Ideal(°)
1	5	1868	G	N1-C6-O6	5.50	123.20	119.90
45	6	151	G	N3-C2-N2	-5.50	116.05	119.90
45	6	858	G	C8-N9-C1'	-5.50	119.85	127.00
45	2	191	C	C6-N1-C2	-5.50	118.10	120.30
45	2	507	U	N3-C2-O2	-5.50	118.35	122.20
1	5	2392	C	C2-N1-C1'	-5.50	112.75	118.80
45	2	192	U	N3-C2-O2	-5.49	118.36	122.20
1	1	1408	G	N1-C6-O6	-5.49	116.61	119.90
1	5	877	C	N1-C2-O2	5.49	122.19	118.90
1	5	1161	G	O5'-P-OP2	-5.49	100.76	105.70
1	5	2315	G	O5'-P-OP1	-5.49	100.76	105.70
1	5	2772	C	P-O3'-C3'	5.49	126.29	119.70
1	1	224	C	C5-C6-N1	5.49	123.74	121.00
1	5	1177	G	N3-C4-N9	5.49	129.29	126.00
45	6	308	C	C2-N1-C1'	-5.49	112.77	118.80
56	c0	91	TYR	C-N-CA	5.49	135.41	121.70
45	2	913	G	P-O3'-C3'	5.48	126.28	119.70
1	1	645	A	N1-C6-N6	-5.48	115.31	118.60
1	5	1487	G	C8-N9-C4	-5.48	104.21	106.40
1	5	2400	G	P-O3'-C3'	5.48	126.28	119.70
1	5	1049	C	C6-N1-C2	-5.48	118.11	120.30
1	5	2728	G	C6-C5-N7	-5.48	127.11	130.40
1	5	1903	U	C5-C6-N1	5.48	125.44	122.70
45	6	1058	U	P-O3'-C3'	5.48	126.27	119.70
1	1	2838	A	C8-N9-C4	5.48	107.99	105.80
45	6	426	G	C4-N9-C1'	5.48	133.62	126.50
1	5	2355	G	C5-C6-O6	-5.47	125.31	128.60
45	6	308	C	C2-N3-C4	-5.47	117.16	119.90
1	5	2895	G	N1-C6-O6	-5.47	116.62	119.90
1	1	2624	G	C8-N9-C4	-5.47	104.21	106.40
1	5	424	G	N1-C6-O6	5.47	123.18	119.90
1	5	1868	G	C6-C5-N7	-5.47	127.12	130.40
45	6	610	G	C4-N9-C1'	5.47	133.61	126.50
1	1	3181	C	N3-C2-O2	-5.47	118.07	121.90
1	5	3046	A	C2-N3-C4	-5.47	107.87	110.60
45	6	1588	G	N1-C6-O6	-5.47	116.62	119.90
1	1	1303	A	N1-C6-N6	5.46	121.88	118.60
1	5	2395	G	O5'-P-OP2	-5.46	100.78	105.70
45	6	25	C	C5-C6-N1	5.46	123.73	121.00
1	5	3330	A	C8-N9-C4	5.46	107.98	105.80
45	6	158	U	P-O3'-C3'	5.46	126.25	119.70
1	5	1762	C	C6-N1-C2	-5.46	118.12	120.30

Continued on next page...

Continued from previous page...

Mol	Chain	Res	Type	Atoms	Z	Observed(°)	Ideal(°)
1	1	2156	C	C5-C6-N1	-5.46	118.27	121.00
1	5	959	C	P-O3'-C3'	5.46	126.25	119.70
1	5	2936	A	O5'-P-OP2	-5.46	100.79	105.70
1	1	1581	C	N3-C2-O2	-5.46	118.08	121.90
1	5	916	G	N3-C2-N2	5.46	123.72	119.90
1	5	3144	G	O5'-P-OP1	-5.46	100.79	105.70
1	5	1209	G	OP1-P-OP2	5.45	127.78	119.60
1	5	3109	G	N1-C6-O6	5.45	123.17	119.90
45	6	1257	U	N1-C2-O2	5.45	126.62	122.80
1	5	3213	A	O5'-P-OP2	-5.45	100.79	105.70
1	1	2950	G	N1-C6-O6	-5.45	116.63	119.90
1	5	805	G	C8-N9-C4	5.45	108.58	106.40
1	5	2619	G	C5-C6-O6	-5.45	125.33	128.60
1	1	2639	G	C8-N9-C4	-5.45	104.22	106.40
1	5	43	A	C6-N1-C2	5.45	121.87	118.60
1	5	92	G	C5-N7-C8	-5.45	101.58	104.30
1	5	283	G	C4-N9-C1'	5.45	133.58	126.50
3	4	120	C	C6-N1-C2	-5.44	118.12	120.30
47	S1	61	LEU	CA-CB-CG	5.44	127.82	115.30
45	6	747	C	C6-N1-C2	-5.44	118.12	120.30
1	5	43	A	N1-C2-N3	-5.44	126.58	129.30
1	5	2353	G	OP1-P-O3'	5.44	117.17	105.20
1	1	1123	U	C5-C6-N1	-5.43	119.98	122.70
1	5	1851	G	C5-N7-C8	-5.43	101.58	104.30
1	1	1349	G	C8-N9-C4	-5.43	104.23	106.40
1	1	1351	U	C6-N1-C2	-5.43	117.74	121.00
1	5	2354	C	N1-C2-O2	-5.43	115.64	118.90
1	5	3058	U	C2-N1-C1'	5.43	124.22	117.70
45	6	36	C	C6-N1-C2	5.43	122.47	120.30
1	1	2777	G	N3-C4-N9	-5.43	122.74	126.00
1	5	1716	U	OP1-P-O3'	5.43	117.14	105.20
1	5	2624	G	C6-C5-N7	-5.43	127.14	130.40
1	5	2902	A	C2-N3-C4	-5.43	107.89	110.60
1	5	1085	A	N7-C8-N9	5.43	116.51	113.80
1	5	1496	C	C2-N1-C1'	5.43	124.77	118.80
1	5	2607	G	N3-C4-N9	5.43	129.26	126.00
1	5	2205	U	C2-N1-C1'	5.42	124.21	117.70
1	5	2234	G	N1-C6-O6	5.42	123.16	119.90
1	5	2401	A	N7-C8-N9	5.42	116.51	113.80
1	1	2863	G	N3-C4-C5	5.42	131.31	128.60
1	1	1878	G	N3-C4-N9	5.42	129.25	126.00
1	5	654	C	C5-C6-N1	-5.42	118.29	121.00

Continued on next page...

Continued from previous page...

Mol	Chain	Res	Type	Atoms	Z	Observed(°)	Ideal(°)
1	5	1415	U	C5-C6-N1	-5.42	119.99	122.70
1	5	3094	A	C2-N3-C4	-5.42	107.89	110.60
45	6	941	A	N1-C6-N6	-5.42	115.35	118.60
1	1	251	G	C4-N9-C1'	5.41	133.54	126.50
45	2	1767	G	N3-C4-N9	-5.41	122.75	126.00
1	5	1796	G	N3-C4-C5	5.41	131.31	128.60
1	5	324	A	N1-C6-N6	5.41	121.85	118.60
1	1	1220	U	N1-C2-O2	5.41	126.59	122.80
45	6	103	A	C6-N1-C2	-5.41	115.36	118.60
45	6	830	U	C6-N1-C1'	-5.41	113.63	121.20
1	1	437	G	C8-N9-C4	-5.41	104.24	106.40
1	5	2826	U	N3-C2-O2	-5.41	118.42	122.20
1	5	760	G	O4'-C1'-N9	5.40	112.52	108.20
1	1	1432	C	N3-C4-C5	-5.40	119.74	121.90
1	1	2627	C	N1-C2-O2	-5.40	115.66	118.90
1	5	2939	G	C8-N9-C4	5.40	108.56	106.40
1	5	1057	A	N1-C6-N6	5.40	121.84	118.60
1	1	1864	A	N1-C6-N6	5.40	121.84	118.60
45	2	783	G	C4-C5-N7	5.40	112.96	110.80
1	5	1122	U	C6-N1-C2	-5.40	117.76	121.00
1	1	2145	A	N1-C6-N6	5.39	121.84	118.60
1	1	2827	U	C5-C4-O4	5.39	129.14	125.90
3	4	20	U	C2-N3-C4	-5.39	123.76	127.00
1	5	2842	U	C6-N1-C1'	-5.39	113.65	121.20
1	5	2963	C	N1-C2-O2	-5.39	115.66	118.90
1	1	2175	U	N3-C2-O2	-5.39	118.42	122.20
1	1	2831	G	C5-C6-O6	-5.39	125.36	128.60
45	6	1052	U	C6-N1-C2	-5.39	117.76	121.00
1	5	998	A	N9-C4-C5	5.39	107.96	105.80
1	5	1310	G	N1-C6-O6	-5.39	116.67	119.90
1	1	1111	U	C2-N3-C4	-5.39	123.77	127.00
1	1	3375	A	C8-N9-C4	-5.39	103.64	105.80
45	6	426	G	N3-C4-C5	-5.39	125.91	128.60
1	5	3217	C	C6-N1-C2	5.38	122.45	120.30
1	5	2338	C	C6-N1-C2	-5.38	118.15	120.30
1	5	3178	A	C5-C6-N6	-5.38	119.39	123.70
3	8	106	C	O5'-P-OP2	-5.38	100.86	105.70
45	6	1118	G	N3-C4-C5	5.38	131.29	128.60
1	1	2550	U	N1-C2-O2	5.38	126.57	122.80
1	5	491	C	C6-N1-C2	-5.38	118.15	120.30
1	5	1383	G	C5-C6-N1	-5.38	108.81	111.50
45	6	1572	G	C4-C5-N7	5.38	112.95	110.80

Continued on next page...

Continued from previous page...

Mol	Chain	Res	Type	Atoms	Z	Observed(°)	Ideal(°)
45	6	813	U	N1-C2-O2	5.38	126.57	122.80
45	6	1663	G	C8-N9-C4	5.38	108.55	106.40
1	1	3153	U	N1-C2-O2	5.38	126.56	122.80
1	1	1092	C	N1-C2-O2	5.38	122.13	118.90
1	5	927	C	C6-N1-C2	-5.38	118.15	120.30
2	7	75	G	C8-N9-C4	5.38	108.55	106.40
45	6	194	U	C5-C6-N1	5.37	125.39	122.70
1	5	1604	G	C4-N9-C1'	5.37	133.48	126.50
21	n0	99	ARG	NE-CZ-NH1	-5.37	117.61	120.30
45	6	1000	C	C2-N1-C1'	5.37	124.71	118.80
1	1	2609	A	O5'-P-OP1	5.37	117.14	110.70
1	5	916	G	N3-C4-N9	5.37	129.22	126.00
1	1	2726	C	N1-C2-O2	5.37	122.12	118.90
45	2	1518	C	C6-N1-C2	-5.37	118.15	120.30
1	5	1311	G	O5'-P-OP2	-5.37	100.87	105.70
1	5	2148	U	C2-N1-C1'	-5.37	111.26	117.70
1	5	3262	U	N3-C2-O2	-5.37	118.44	122.20
1	5	75	G	N1-C6-O6	5.37	123.12	119.90
1	5	2313	A	C6-N1-C2	-5.37	115.38	118.60
45	6	1004	U	N1-C2-N3	5.37	118.12	114.90
1	1	199	A	O4'-C1'-N9	5.36	112.49	108.20
1	5	1192	C	OP1-P-OP2	5.36	127.65	119.60
1	5	2318	U	C5-C6-N1	-5.36	120.02	122.70
3	8	100	U	C6-N1-C1'	-5.36	113.69	121.20
1	5	2365	C	C2-N3-C4	-5.36	117.22	119.90
1	1	3028	G	N1-C6-O6	5.36	123.11	119.90
3	4	125	U	C2-N1-C1'	5.36	124.13	117.70
45	6	321	C	OP1-P-O3'	5.36	116.98	105.20
1	1	2093	A	N3-C4-C5	-5.36	123.05	126.80
1	5	1064	A	O4'-C1'-N9	-5.35	103.92	108.20
45	6	1759	C	C6-N1-C2	5.35	122.44	120.30
1	1	947	G	C8-N9-C4	5.35	108.54	106.40
1	1	2191	U	C5-C6-N1	5.35	125.38	122.70
1	1	1279	C	C5-C6-N1	5.35	123.68	121.00
1	1	1388	U	C5-C6-N1	-5.35	120.03	122.70
1	1	3195	U	N1-C2-O2	5.35	126.55	122.80
1	1	1308	A	N7-C8-N9	5.35	116.47	113.80
45	2	1560	U	N3-C2-O2	-5.35	118.46	122.20
1	5	3317	U	P-O3'-C3'	5.35	126.12	119.70
1	1	2827	U	N1-C2-O2	-5.34	119.06	122.80
1	1	2831	G	C4-C5-N7	5.34	112.94	110.80
13	M1	112	LEU	CA-CB-CG	5.34	127.59	115.30

Continued on next page...

Continued from previous page...

Mol	Chain	Res	Type	Atoms	Z	Observed(°)	Ideal(°)
1	5	1770	G	C8-N9-C4	-5.34	104.26	106.40
1	5	2371	G	C8-N9-C4	5.34	108.54	106.40
1	5	2607	G	C5-C6-O6	-5.34	125.39	128.60
1	1	890	C	N1-C2-O2	5.34	122.10	118.90
1	1	1092	C	N3-C2-O2	-5.34	118.16	121.90
1	1	1932	A	N1-C6-N6	5.34	121.80	118.60
1	1	2983	C	N1-C2-N3	5.34	122.94	119.20
1	5	2619	G	N1-C6-O6	5.34	123.10	119.90
1	5	3094	A	C5-C6-N6	5.34	127.97	123.70
3	8	15	G	C4-C5-N7	5.34	112.94	110.80
1	1	1149	G	O5'-P-OP2	-5.34	100.90	105.70
1	1	2300	G	C2-N3-C4	-5.34	109.23	111.90
45	6	1573	A	P-O3'-C3'	5.34	126.11	119.70
1	1	1430	U	N3-C2-O2	5.34	125.94	122.20
45	2	232	U	N3-C2-O2	-5.34	118.46	122.20
1	5	2393	G	C4-C5-N7	5.34	112.93	110.80
1	1	1192	C	N3-C2-O2	-5.33	118.17	121.90
1	1	1308	A	C8-N9-C4	-5.33	103.67	105.80
1	5	804	C	C6-N1-C2	5.33	122.43	120.30
45	6	322	G	O4'-C1'-N9	-5.33	103.94	108.20
1	1	1395	G	O5'-P-OP2	-5.33	100.90	105.70
1	1	1482	A	C4-C5-N7	5.33	113.36	110.70
1	5	609	G	C5-C6-O6	-5.33	125.40	128.60
1	5	279	U	OP1-P-O3'	5.33	116.92	105.20
1	5	969	C	N3-C2-O2	5.33	125.63	121.90
1	5	3276	G	P-O3'-C3'	5.33	126.09	119.70
45	6	1052	U	N3-C2-O2	-5.33	118.47	122.20
1	1	1061	A	N1-C6-N6	5.32	121.79	118.60
1	5	2169	G	N3-C2-N2	-5.32	116.17	119.90
1	5	3382	U	C2-N1-C1'	5.32	124.09	117.70
45	6	1304	G	C8-N9-C4	5.32	108.53	106.40
1	5	963	G	C4-C5-N7	5.32	112.93	110.80
1	5	2800	G	N3-C4-N9	5.32	129.19	126.00
1	5	1907	C	C4-C5-C6	5.32	120.06	117.40
1	1	3180	A	C2-N3-C4	-5.32	107.94	110.60
1	1	3355	U	N3-C2-O2	-5.32	118.48	122.20
1	5	709	A	N1-C6-N6	5.32	121.79	118.60
45	6	187	G	OP1-P-O3'	5.32	116.89	105.20
45	2	577	G	C4-C5-N7	5.31	112.92	110.80
1	5	293	C	C6-N1-C2	5.31	122.42	120.30
1	5	2358	A	C8-N9-C4	5.31	107.92	105.80
1	5	3087	A	N7-C8-N9	-5.31	111.14	113.80

Continued on next page...

Continued from previous page...

Mol	Chain	Res	Type	Atoms	Z	Observed(°)	Ideal(°)
1	5	1016	C	C5-C6-N1	5.31	123.65	121.00
1	1	1904	C	C2-N1-C1'	5.31	124.64	118.80
1	5	247	C	N1-C2-O2	5.31	122.08	118.90
1	5	2350	C	N3-C2-O2	-5.31	118.19	121.90
45	6	1214	U	N1-C2-O2	5.31	126.52	122.80
1	1	315	C	C6-N1-C2	-5.31	118.18	120.30
1	1	2899	C	C6-N1-C2	-5.31	118.18	120.30
1	5	1560	G	P-O3'-C3'	5.31	126.07	119.70
1	1	1177	G	N1-C6-O6	5.30	123.08	119.90
1	1	1349	G	P-O3'-C3'	5.30	126.06	119.70
45	6	1413	U	N1-C2-O2	5.30	126.51	122.80
1	1	3204	C	C6-N1-C2	-5.30	118.18	120.30
1	5	2624	G	N1-C6-O6	5.30	123.08	119.90
3	8	82	U	N1-C2-O2	5.30	126.51	122.80
1	1	1501	U	N3-C2-O2	5.30	125.91	122.20
1	1	2404	A	N1-C2-N3	5.30	131.95	129.30
45	6	1246	C	C2-N1-C1'	5.30	124.63	118.80
1	1	2353	G	C4-C5-N7	5.29	112.92	110.80
55	S9	93	LEU	CA-CB-CG	5.29	127.48	115.30
1	1	1366	A	C8-N9-C4	-5.29	103.68	105.80
1	1	2624	G	N1-C6-O6	5.29	123.08	119.90
1	1	2647	A	O5'-P-OP2	-5.29	100.94	105.70
1	5	406	G	N1-C6-O6	-5.29	116.72	119.90
1	5	1071	U	O4'-C1'-N1	5.29	112.43	108.20
45	6	934	C	C6-N1-C2	-5.29	118.18	120.30
1	1	2607	G	N1-C6-O6	5.29	123.07	119.90
1	5	1542	G	C4-N9-C1'	5.29	133.38	126.50
1	5	2353	G	C5-C6-O6	-5.29	125.43	128.60
45	6	991	G	N1-C6-O6	5.29	123.07	119.90
45	6	1199	G	C6-C5-N7	-5.29	127.23	130.40
1	1	2614	G	C8-N9-C1'	-5.29	120.13	127.00
1	5	2234	G	C8-N9-C4	5.29	108.51	106.40
1	5	2400	G	C6-C5-N7	-5.29	127.23	130.40
45	2	145	A	C8-N9-C4	-5.28	103.69	105.80
1	5	2186	U	N3-C2-O2	-5.28	118.50	122.20
1	1	776	U	N1-C2-N3	5.28	118.07	114.90
1	1	791	A	C8-N9-C4	5.28	107.91	105.80
1	1	2715	A	O5'-P-OP1	-5.28	100.95	105.70
45	6	217	A	P-O3'-C3'	5.28	126.04	119.70
59	c3	139	TRP	CA-CB-CG	-5.28	103.66	113.70
45	2	747	C	C2-N1-C1'	5.28	124.61	118.80
45	2	1644	C	C6-N1-C2	-5.28	118.19	120.30

Continued on next page...

Continued from previous page...

Mol	Chain	Res	Type	Atoms	Z	Observed(°)	Ideal(°)
1	5	1007	U	C5-C6-N1	-5.28	120.06	122.70
1	5	1196	C	N1-C2-O2	5.28	122.07	118.90
1	5	1759	C	C6-N1-C1'	-5.28	114.46	120.80
45	6	19	A	N1-C6-N6	5.28	121.77	118.60
45	6	272	U	P-O3'-C3'	5.28	126.04	119.70
45	6	639	U	N1-C2-O2	5.28	126.50	122.80
1	1	227	G	C6-C5-N7	-5.28	127.23	130.40
1	1	1155	C	N1-C2-O2	5.28	122.07	118.90
1	1	2278	C	C2-N3-C4	5.28	122.54	119.90
1	1	622	A	O5'-P-OP2	-5.28	100.95	105.70
2	3	93	C	C5-C4-N4	-5.28	116.51	120.20
1	5	2622	C	C6-N1-C2	5.28	122.41	120.30
1	1	1395	G	O5'-P-OP1	5.28	117.03	110.70
45	2	241	U	N3-C2-O2	-5.28	118.51	122.20
1	5	2211	U	C4-C5-C6	5.28	122.87	119.70
1	5	3004	C	C6-N1-C2	5.28	122.41	120.30
1	5	3154	C	C2-N1-C1'	5.28	124.60	118.80
1	5	1943	C	C6-N1-C2	-5.27	118.19	120.30
1	5	1210	U	C5-C4-O4	5.27	129.06	125.90
1	1	365	A	C8-N9-C4	-5.27	103.69	105.80
1	1	1303	A	N9-C4-C5	-5.27	103.69	105.80
1	1	3214	U	N1-C2-O2	5.27	126.49	122.80
1	5	1046	A	N9-C4-C5	5.27	107.91	105.80
1	5	1177	G	C6-C5-N7	-5.27	127.24	130.40
1	5	2349	U	C5-C4-O4	-5.27	122.74	125.90
1	5	2353	G	C6-C5-N7	-5.27	127.24	130.40
45	6	1653	C	C5-C4-N4	-5.27	116.51	120.20
1	1	981	U	C5-C6-N1	5.27	125.33	122.70
1	5	414	U	O5'-P-OP2	-5.27	100.96	105.70
45	6	1614	A	C4-C5-N7	5.27	113.33	110.70
45	6	1770	U	C5-C4-O4	-5.27	122.74	125.90
1	1	645	A	C5-C6-N1	5.27	120.33	117.70
45	2	1274	C	O4'-C1'-N1	5.27	112.41	108.20
1	5	916	G	N1-C2-N2	-5.27	111.46	116.20
1	5	2306	C	C2-N3-C4	5.27	122.53	119.90
1	5	3088	G	N1-C6-O6	5.27	123.06	119.90
1	5	2818	U	O5'-P-OP1	-5.26	100.96	105.70
1	5	2886	U	O5'-P-OP2	-5.26	100.96	105.70
45	6	1081	A	C2-N3-C4	5.26	113.23	110.60
1	5	3307	A	OP1-P-OP2	5.26	127.49	119.60
1	1	1199	C	C6-N1-C2	5.26	122.41	120.30
1	1	2404	A	O4'-C1'-N9	5.26	112.41	108.20

Continued on next page...

Continued from previous page...

Mol	Chain	Res	Type	Atoms	Z	Observed(°)	Ideal(°)
6	L4	313	LEU	CA-CB-CG	5.26	127.40	115.30
1	5	2834	G	C5-C6-O6	5.26	131.76	128.60
3	8	20	U	O5'-P-OP2	-5.26	100.96	105.70
1	1	2145	A	C5-C6-N6	-5.26	119.49	123.70
1	5	2290	C	C6-N1-C2	5.26	122.40	120.30
1	1	1482	A	C5-N7-C8	-5.26	101.27	103.90
1	5	718	G	C8-N9-C1'	-5.26	120.17	127.00
1	5	3335	A	C2-N3-C4	-5.26	107.97	110.60
1	1	2169	G	C4-N9-C1'	-5.25	119.67	126.50
1	5	33	G	N3-C4-N9	-5.25	122.85	126.00
1	1	2624	G	C6-C5-N7	-5.25	127.25	130.40
1	5	3079	U	OP1-P-OP2	-5.25	111.72	119.60
1	1	1148	G	C8-N9-C1'	5.25	133.83	127.00
1	5	1496	C	C6-N1-C1'	-5.25	114.50	120.80
45	6	610	G	O4'-C1'-N9	5.25	112.40	108.20
1	1	923	C	C6-N1-C2	5.25	122.40	120.30
1	5	718	G	N3-C4-N9	5.25	129.15	126.00
1	5	3133	C	C2-N3-C4	-5.25	117.28	119.90
1	1	1445	U	N1-C2-O2	-5.25	119.13	122.80
1	1	2957	G	C2-N3-C4	-5.25	109.28	111.90
3	4	17	A	N1-C6-N6	5.25	121.75	118.60
45	2	241	U	C5-C6-N1	5.25	125.32	122.70
1	5	2939	G	N7-C8-N9	-5.25	110.48	113.10
45	6	1027	A	C8-N9-C4	-5.25	103.70	105.80
1	1	2964	G	N1-C6-O6	-5.24	116.75	119.90
1	5	994	G	C8-N9-C4	5.24	108.50	106.40
1	5	2392	C	C5-C6-N1	-5.24	118.38	121.00
45	6	553	G	C6-C5-N7	-5.24	127.25	130.40
45	6	1776	A	N1-C6-N6	5.24	121.75	118.60
1	1	2377	G	N1-C6-O6	-5.24	116.75	119.90
1	5	648	C	N3-C4-C5	-5.24	119.80	121.90
1	5	801	A	N1-C6-N6	5.24	121.75	118.60
1	5	2396	G	N1-C6-O6	-5.24	116.75	119.90
1	5	2397	A	C6-N1-C2	-5.24	115.45	118.60
1	1	1382	G	N3-C4-C5	5.24	131.22	128.60
1	5	2643	A	C2-N3-C4	-5.24	107.98	110.60
1	1	3353	G	C4-N9-C1'	5.24	133.31	126.50
1	5	216	G	C8-N9-C4	-5.24	104.31	106.40
1	5	1197	A	C6-N1-C2	-5.24	115.46	118.60
1	5	2623	G	C5-C6-O6	-5.24	125.46	128.60
1	5	3117	C	C6-N1-C2	5.24	122.40	120.30
5	L3	224	HIS	C-N-CA	-5.24	111.30	122.30

Continued on next page...

Continued from previous page...

Mol	Chain	Res	Type	Atoms	Z	Observed(°)	Ideal(°)
1	5	1374	G	N9-C4-C5	-5.24	103.31	105.40
73	d7	61	THR	C-N-CA	5.24	134.79	121.70
1	5	2623	G	C8-N9-C4	5.23	108.49	106.40
1	1	345	G	C5-C6-O6	-5.23	125.46	128.60
1	5	2939	G	C5-N7-C8	5.23	106.92	104.30
2	7	112	G	N3-C4-C5	-5.23	125.98	128.60
1	1	2541	U	C2-N1-C1'	5.23	123.97	117.70
1	5	963	G	N1-C6-O6	5.23	123.04	119.90
1	5	1481	A	N7-C8-N9	5.23	116.41	113.80
1	5	3154	C	P-O3'-C3'	5.23	125.97	119.70
1	5	2154	U	N3-C2-O2	5.23	125.86	122.20
1	5	2324	A	C5-N7-C8	-5.23	101.29	103.90
1	1	3376	A	C8-N9-C4	-5.23	103.71	105.80
45	6	1390	U	N3-C2-O2	-5.23	118.54	122.20
1	1	315	C	C5-C6-N1	5.22	123.61	121.00
1	1	937	G	C5-N7-C8	-5.22	101.69	104.30
1	5	998	A	C8-N9-C4	-5.22	103.71	105.80
1	5	1181	U	N1-C2-N3	5.22	118.03	114.90
1	5	1495	U	N3-C2-O2	-5.22	118.54	122.20
45	6	1016	C	C6-N1-C2	5.22	122.39	120.30
1	1	3278	C	C6-N1-C1'	-5.22	114.53	120.80
1	5	33	G	C4-C5-N7	-5.22	108.71	110.80
1	5	878	G	C8-N9-C4	-5.22	104.31	106.40
1	1	2704	A	N1-C2-N3	5.22	131.91	129.30
1	5	2635	A	O5'-P-OP2	-5.22	101.00	105.70
1	5	2642	A	C8-N9-C4	-5.22	103.71	105.80
45	2	453	U	C5-C6-N1	5.22	125.31	122.70
1	5	221	A	O5'-P-OP2	5.22	116.96	110.70
1	5	2249	G	C3'-C2'-C1'	-5.22	97.33	101.50
36	o5	41	LEU	CA-CB-CG	5.22	127.30	115.30
1	1	44	U	C5-C6-N1	-5.21	120.09	122.70
45	2	241	U	C6-N1-C2	-5.21	117.87	121.00
1	1	1345	G	C2-N3-C4	-5.21	109.29	111.90
1	1	220	G	C4-C5-N7	5.21	112.89	110.80
1	1	1878	G	C8-N9-C1'	-5.21	120.22	127.00
1	5	345	G	C4-C5-N7	5.21	112.89	110.80
1	1	857	G	N1-C6-O6	5.21	123.03	119.90
45	2	1060	U	O5'-P-OP2	-5.21	101.01	105.70
1	1	589	A	N1-C6-N6	-5.21	115.48	118.60
1	1	2897	A	O4'-C1'-N9	5.21	112.37	108.20
45	6	1614	A	C2-N3-C4	-5.21	108.00	110.60
1	5	918	C	N1-C2-O2	-5.21	115.78	118.90

Continued on next page...

Continued from previous page...

Mol	Chain	Res	Type	Atoms	Z	Observed(°)	Ideal(°)
1	1	424	G	N9-C4-C5	5.20	107.48	105.40
1	1	1815	U	P-O3'-C3'	5.20	125.94	119.70
47	S1	96	LEU	CA-CB-CG	5.20	127.27	115.30
1	5	2818	U	O4'-C1'-N1	-5.20	104.04	108.20
45	2	47	A	C8-N9-C4	-5.20	103.72	105.80
45	2	103	A	P-O3'-C3'	5.20	125.94	119.70
45	2	1573	A	OP2-P-O3'	5.20	116.64	105.20
45	6	1207	C	C6-N1-C2	5.20	122.38	120.30
45	6	103	A	C4-N9-C1'	5.20	135.66	126.30
45	6	1614	A	C6-C5-N7	-5.20	128.66	132.30
1	1	1197	A	C4-C5-N7	5.20	113.30	110.70
1	5	746	A	O5'-P-OP2	-5.19	101.03	105.70
1	5	2607	G	N1-C6-O6	5.19	123.02	119.90
1	1	2857	C	OP2-P-O3'	5.19	116.62	105.20
1	1	3137	C	C2-N1-C1'	-5.19	113.09	118.80
1	5	2879	C	N1-C2-O2	-5.19	115.79	118.90
1	1	650	C	N1-C2-O2	-5.19	115.79	118.90
1	1	1316	C	N3-C4-C5	-5.19	119.83	121.90
1	5	1394	A	C8-N9-C4	5.19	107.88	105.80
45	6	66	U	P-O3'-C3'	5.19	125.93	119.70
45	6	336	G	O5'-P-OP1	-5.19	101.03	105.70
45	6	1025	A	C6-C5-N7	-5.19	128.67	132.30
1	1	2772	C	P-O3'-C3'	5.19	125.92	119.70
45	2	1600	A	OP1-P-O3'	5.18	116.61	105.20
1	5	2119	A	C5-C6-N6	-5.18	119.55	123.70
1	1	1495	U	C2-N1-C1'	-5.18	111.48	117.70
1	5	374	A	P-O3'-C3'	5.18	125.92	119.70
1	5	1116	G	N9-C4-C5	5.18	107.47	105.40
45	6	1754	A	C8-N9-C4	-5.18	103.73	105.80
1	1	1061	A	C8-N9-C4	5.18	107.87	105.80
1	5	428	A	C2-N3-C4	-5.18	108.01	110.60
1	1	2772	C	C2-N1-C1'	5.18	124.50	118.80
3	4	117	C	C6-N1-C2	5.18	122.37	120.30
1	5	2737	C	N1-C2-O2	-5.18	115.79	118.90
1	5	3104	U	C5-C6-N1	-5.18	120.11	122.70
1	1	329	U	C2-N1-C1'	5.18	123.91	117.70
1	1	1220	U	N3-C2-O2	-5.18	118.58	122.20
1	1	1167	U	C5-C6-N1	-5.17	120.11	122.70
45	6	339	C	C5-C6-N1	5.17	123.59	121.00
1	1	404	G	C4-C5-N7	5.17	112.87	110.80
1	5	2375	G	O4'-C1'-N9	5.17	112.34	108.20
45	6	1258	U	C2-N1-C1'	5.17	123.91	117.70

Continued on next page...

Continued from previous page...

Mol	Chain	Res	Type	Atoms	Z	Observed(°)	Ideal(°)
1	1	1037	C	N1-C2-O2	5.17	122.00	118.90
45	6	1780	G	C4-C5-N7	5.17	112.87	110.80
1	1	2323	G	N1-C6-O6	5.17	123.00	119.90
1	5	1107	C	C5-C6-N1	-5.17	118.42	121.00
1	1	437	G	C5-C6-O6	-5.17	125.50	128.60
45	2	1473	U	N3-C2-O2	-5.17	118.58	122.20
53	s7	118	LEU	CA-CB-CG	5.17	127.19	115.30
45	2	1059	U	N3-C2-O2	-5.17	118.58	122.20
1	5	2283	G	N9-C4-C5	-5.17	103.33	105.40
17	m6	84	LEU	CA-CB-CG	-5.17	103.42	115.30
1	1	1847	A	N1-C6-N6	-5.17	115.50	118.60
1	5	2800	G	N3-C4-C5	-5.17	126.02	128.60
1	5	3133	C	C5-C6-N1	-5.17	118.42	121.00
1	1	1116	G	N7-C8-N9	5.16	115.68	113.10
1	1	1407	A	N9-C4-C5	5.16	107.86	105.80
45	2	553	G	C6-C5-N7	-5.16	127.30	130.40
2	7	18	C	C5-C6-N1	-5.16	118.42	121.00
1	1	1411	C	O5'-P-OP1	5.16	116.89	110.70
1	5	3035	A	N1-C6-N6	5.16	121.70	118.60
1	1	2983	C	N1-C2-O2	-5.16	115.80	118.90
26	N5	34	LEU	CA-CB-CG	5.16	127.17	115.30
1	5	1542	G	C8-N9-C4	-5.16	104.34	106.40
1	1	362	U	OP1-P-O3'	5.16	116.55	105.20
1	1	1323	G	C5-C6-O6	-5.16	125.50	128.60
1	5	1878	G	C4-N9-C1'	5.16	133.21	126.50
1	1	884	A	N1-C6-N6	5.16	121.69	118.60
1	5	633	C	N1-C2-O2	-5.16	115.81	118.90
1	5	2330	C	C6-N1-C2	5.16	122.36	120.30
45	6	1492	A	C8-N9-C4	-5.16	103.74	105.80
1	1	345	G	N3-C4-N9	5.16	129.09	126.00
1	1	439	C	C5-C6-N1	5.16	123.58	121.00
1	1	2839	G	O5'-P-OP2	-5.16	101.06	105.70
1	1	3057	U	C5-C4-O4	5.16	128.99	125.90
1	5	1205	A	N1-C6-N6	-5.16	115.51	118.60
2	7	26	C	C6-N1-C2	-5.16	118.24	120.30
45	6	1559	A	N1-C6-N6	5.16	121.69	118.60
1	1	718	G	C5-N7-C8	-5.15	101.72	104.30
1	1	1839	A	C4-C5-N7	-5.15	108.12	110.70
45	2	783	G	N1-C6-O6	5.15	122.99	119.90
1	5	2762	A	C8-N9-C4	5.15	107.86	105.80
2	7	35	C	C6-N1-C2	5.15	122.36	120.30
45	2	238	U	C2-N1-C1'	5.15	123.88	117.70

Continued on next page...

Continued from previous page...

Mol	Chain	Res	Type	Atoms	Z	Observed(°)	Ideal(°)
45	2	639	U	N3-C2-O2	-5.15	118.59	122.20
1	5	943	U	N1-C2-N3	5.15	117.99	114.90
1	5	161	G	N7-C8-N9	5.15	115.67	113.10
45	6	1795	U	N1-C2-O2	-5.15	119.19	122.80
1	1	3030	G	C4-N9-C1'	5.15	133.19	126.50
45	6	109	G	C8-N9-C4	5.15	108.46	106.40
45	2	1456	C	C2-N1-C1'	5.15	124.46	118.80
1	5	1525	G	C4-N9-C1'	5.15	133.19	126.50
45	6	1775	U	C5-C6-N1	-5.15	120.13	122.70
1	5	3081	C	C6-N1-C2	5.14	122.36	120.30
1	5	2393	G	C5-N7-C8	-5.14	101.73	104.30
1	5	3390	G	N1-C6-O6	5.14	122.98	119.90
1	1	2821	C	N3-C2-O2	-5.14	118.30	121.90
1	5	844	G	C8-N9-C4	5.14	108.45	106.40
1	5	969	C	N1-C2-O2	-5.14	115.82	118.90
1	5	1307	G	OP2-P-O3'	5.14	116.50	105.20
45	6	1596	C	C5-C4-N4	5.14	123.80	120.20
45	2	912	U	C5-C6-N1	5.14	125.27	122.70
1	5	998	A	N1-C2-N3	5.13	131.87	129.30
1	5	2607	G	C6-C5-N7	-5.13	127.32	130.40
1	1	3382	U	C5-C6-N1	5.13	125.27	122.70
45	2	539	G	N3-C4-N9	5.13	129.08	126.00
1	5	1239	C	C2-N1-C1'	5.13	124.45	118.80
1	1	650	C	C5-C4-N4	-5.13	116.61	120.20
45	2	553	G	N1-C6-O6	5.13	122.98	119.90
1	5	3195	U	O4'-C1'-N1	-5.13	104.09	108.20
45	6	1769	U	O5'-P-OP2	-5.13	101.08	105.70
1	1	2847	A	C8-N9-C4	5.13	107.85	105.80
45	2	1784	C	C6-N1-C2	-5.13	118.25	120.30
1	5	1375	G	C8-N9-C4	-5.13	104.35	106.40
1	5	1815	U	P-O3'-C3'	5.13	125.86	119.70
1	5	1892	G	N3-C4-C5	5.13	131.16	128.60
1	5	2418	G	N3-C4-N9	5.13	129.08	126.00
1	1	1796	G	C4-C5-N7	-5.13	108.75	110.80
1	5	1321	G	C8-N9-C4	5.13	108.45	106.40
1	5	2348	A	N7-C8-N9	-5.13	111.24	113.80
1	5	2349	U	C5-C6-N1	5.13	125.26	122.70
1	5	2996	U	C2-N1-C1'	5.13	123.85	117.70
1	1	2862	U	C6-N1-C2	5.12	124.08	121.00
1	5	1152	G	N1-C2-N2	5.12	120.81	116.20
1	1	1204	A	N1-C6-N6	5.12	121.67	118.60
1	5	630	A	N7-C8-N9	-5.12	111.24	113.80

Continued on next page...

Continued from previous page...

Mol	Chain	Res	Type	Atoms	Z	Observed(°)	Ideal(°)
1	5	2369	G	C5-C6-O6	-5.12	125.53	128.60
1	5	2797	C	N3-C4-C5	-5.12	119.85	121.90
45	6	1780	G	N1-C6-O6	5.12	122.97	119.90
1	5	1905	G	C8-N9-C4	5.12	108.45	106.40
1	5	2621	G	C2-N3-C4	-5.12	109.34	111.90
45	6	1390	U	O4'-C1'-N1	5.12	112.30	108.20
1	1	2607	G	OP2-P-O3'	5.12	116.46	105.20
45	2	389	G	N1-C6-O6	5.12	122.97	119.90
1	5	1306	G	C4-C5-N7	5.12	112.85	110.80
45	6	577	G	N3-C2-N2	5.12	123.48	119.90
1	1	2362	C	N1-C2-O2	5.11	121.97	118.90
1	1	2658	G	N9-C4-C5	-5.11	103.35	105.40
1	1	3155	U	N1-C2-O2	5.11	126.38	122.80
1	5	1134	G	C8-N9-C4	-5.11	104.36	106.40
1	5	2382	G	N1-C6-O6	-5.11	116.83	119.90
1	5	2635	A	C8-N9-C4	-5.11	103.75	105.80
12	m0	76	MET	CA-CB-CG	5.11	121.99	113.30
45	6	1241	G	N7-C8-N9	5.11	115.66	113.10
3	4	63	G	N7-C8-N9	5.11	115.66	113.10
45	2	1456	C	O4'-C1'-N1	5.11	112.29	108.20
21	n0	148	LEU	CA-CB-CG	5.11	127.06	115.30
1	1	2277	C	C6-N1-C2	5.11	122.34	120.30
1	1	3121	U	OP1-P-O3'	5.11	116.44	105.20
1	1	3362	A	C5-N7-C8	-5.11	101.35	103.90
45	2	794	U	N3-C2-O2	-5.11	118.62	122.20
1	1	3028	G	N3-C4-N9	5.11	129.06	126.00
2	3	101	G	C5-C6-O6	-5.11	125.54	128.60
1	5	813	G	C5-C6-N1	-5.10	108.95	111.50
1	5	835	G	O4'-C1'-N9	5.10	112.28	108.20
1	1	3179	U	C5-C6-N1	-5.10	120.15	122.70
45	2	1207	C	C6-N1-C2	5.10	122.34	120.30
1	5	2419	A	O5'-P-OP2	-5.10	101.11	105.70
1	5	1787	A	N1-C6-N6	5.10	121.66	118.60
45	2	4	C	C5-C6-N1	5.10	123.55	121.00
63	C7	73	LEU	CA-CB-CG	5.10	127.03	115.30
13	M1	172	LEU	CA-CB-CG	5.10	127.03	115.30
1	5	3341	U	C5-C4-O4	-5.10	122.84	125.90
1	5	1060	U	O5'-P-OP2	-5.10	101.11	105.70
1	1	1222	G	N3-C4-C5	-5.09	126.05	128.60
1	1	2205	U	C5-C6-N1	5.09	125.25	122.70
1	1	2396	G	C5-C6-O6	5.09	131.66	128.60
1	5	3329	U	N1-C2-N3	5.09	117.96	114.90

Continued on next page...

Continued from previous page...

Mol	Chain	Res	Type	Atoms	Z	Observed(°)	Ideal(°)
1	1	73	C	C6-N1-C2	-5.09	118.26	120.30
1	1	2401	A	C5-C6-N1	-5.09	115.16	117.70
2	7	1	G	N3-C4-N9	5.09	129.05	126.00
45	2	1573	A	P-O3'-C3'	5.09	125.81	119.70
1	5	2615	G	C5-C6-O6	-5.09	125.55	128.60
1	1	2278	C	C4-C5-C6	-5.09	114.86	117.40
45	6	639	U	N3-C2-O2	-5.09	118.64	122.20
45	6	1354	G	C8-N9-C4	-5.09	104.37	106.40
1	5	2830	G	C2-N3-C4	-5.08	109.36	111.90
1	5	2971	A	N7-C8-N9	5.08	116.34	113.80
1	1	1854	C	C6-N1-C2	-5.08	118.27	120.30
1	5	938	C	N3-C4-C5	5.08	123.93	121.90
1	5	1197	A	N1-C2-N3	5.08	131.84	129.30
45	6	389	G	N3-C4-C5	5.08	131.14	128.60
1	5	2819	A	C8-N9-C4	5.08	107.83	105.80
45	6	1654	G	C6-C5-N7	-5.08	127.35	130.40
1	1	2649	A	C8-N9-C4	-5.08	103.77	105.80
1	5	1052	U	C5-C6-N1	5.08	125.24	122.70
1	1	648	C	N3-C2-O2	-5.08	118.35	121.90
1	1	3218	A	P-O3'-C3'	5.08	125.80	119.70
45	2	1747	G	C5-C6-N1	-5.08	108.96	111.50
45	6	901	G	C4-N9-C1'	5.08	133.10	126.50
1	5	1311	G	C8-N9-C4	5.08	108.43	106.40
1	5	1902	G	C4-C5-N7	5.08	112.83	110.80
1	5	3016	A	C5-C6-N6	-5.08	119.64	123.70
1	1	1201	C	C2-N3-C4	5.07	122.44	119.90
3	4	125	U	N1-C2-O2	5.07	126.35	122.80
1	5	2423	U	N1-C2-O2	5.07	126.35	122.80
45	6	1207	C	C6-N1-C1'	-5.07	114.71	120.80
1	1	1176	C	C6-N1-C2	5.07	122.33	120.30
1	5	1806	A	N7-C8-N9	-5.07	111.27	113.80
45	6	1418	G	N1-C6-O6	5.07	122.94	119.90
1	1	1060	U	N3-C2-O2	-5.07	118.65	122.20
1	1	3076	C	C6-N1-C2	-5.07	118.27	120.30
1	5	2624	G	C4-C5-N7	5.07	112.83	110.80
1	1	751	A	C8-N9-C4	-5.07	103.77	105.80
1	5	692	A	N1-C6-N6	5.07	121.64	118.60
1	5	1194	G	C5-C6-O6	-5.07	125.56	128.60
62	C6	39	VAL	C-N-CA	5.07	134.36	121.70
2	7	73	C	N1-C2-O2	5.07	121.94	118.90
1	1	3352	U	N1-C2-O2	5.06	126.34	122.80
45	2	1761	U	P-O3'-C3'	5.06	125.77	119.70

Continued on next page...

Continued from previous page...

Mol	Chain	Res	Type	Atoms	Z	Observed(°)	Ideal(°)
1	1	410	U	C6-N1-C2	-5.06	117.96	121.00
1	5	1778	G	N3-C4-C5	5.06	131.13	128.60
58	c2	58	LEU	CA-CB-CG	5.06	126.94	115.30
1	5	644	G	C5-N7-C8	5.06	106.83	104.30
1	1	1151	U	C5-C6-N1	5.06	125.23	122.70
1	1	3028	G	C4-N9-C1'	5.06	133.07	126.50
1	1	2169	G	C8-N9-C1'	5.05	133.57	127.00
1	1	2817	A	N3-C4-C5	-5.05	123.26	126.80
1	5	112	U	O4'-C1'-N1	5.05	112.24	108.20
2	7	68	C	N3-C2-O2	-5.05	118.36	121.90
1	1	202	G	C4-C5-N7	5.05	112.82	110.80
1	5	2911	A	O5'-P-OP2	-5.05	101.15	105.70
1	1	620	U	C6-N1-C2	-5.05	117.97	121.00
1	1	98	G	N7-C8-N9	-5.05	110.58	113.10
3	4	31	G	C8-N9-C4	5.05	108.42	106.40
1	5	684	G	N7-C8-N9	-5.04	110.58	113.10
1	5	1394	A	N7-C8-N9	-5.04	111.28	113.80
1	1	26	A	N1-C6-N6	5.04	121.63	118.60
1	1	1482	A	N7-C8-N9	5.04	116.32	113.80
1	1	2842	U	N3-C2-O2	-5.04	118.67	122.20
45	2	75	U	C6-N1-C2	-5.04	117.97	121.00
1	5	1483	G	O4'-C1'-N9	5.04	112.23	108.20
1	1	437	G	C5-N7-C8	-5.04	101.78	104.30
1	5	206	G	C2-N3-C4	5.04	114.42	111.90
1	5	2915	U	N1-C2-O2	-5.04	119.27	122.80
1	5	3217	C	C2-N1-C1'	-5.04	113.25	118.80
45	6	1029	U	N3-C2-O2	-5.04	118.67	122.20
45	2	794	U	C6-N1-C1'	-5.04	114.15	121.20
45	2	1000	C	C2-N1-C1'	5.04	124.34	118.80
45	6	1414	U	N1-C2-O2	5.04	126.33	122.80
45	2	75	U	O4'-C1'-N1	-5.04	104.17	108.20
72	D6	64	LEU	CA-CB-CG	5.04	126.88	115.30
1	5	394	G	O5'-P-OP1	-5.04	101.17	105.70
1	1	1210	U	C5-C4-O4	5.03	128.92	125.90
1	1	2759	U	N3-C4-O4	5.03	122.92	119.40
1	1	2827	U	C6-N1-C1'	5.03	128.25	121.20
1	5	776	U	N3-C4-O4	-5.03	115.88	119.40
1	5	2427	U	C5-C6-N1	-5.03	120.18	122.70
45	6	1258	U	N3-C2-O2	-5.03	118.68	122.20
52	s6	212	LEU	CA-CB-CG	5.03	126.88	115.30
1	1	2186	U	C5-C4-O4	5.03	128.92	125.90
1	1	3278	C	N3-C2-O2	-5.03	118.38	121.90

Continued on next page...

Continued from previous page...

Mol	Chain	Res	Type	Atoms	Z	Observed(°)	Ideal(°)
3	4	85	G	N1-C6-O6	5.03	122.92	119.90
1	1	908	G	C8-N9-C1'	-5.03	120.46	127.00
1	1	3190	C	N3-C2-O2	-5.03	118.38	121.90
1	1	3195	U	P-O3'-C3'	5.03	125.74	119.70
1	5	1482	A	O5'-P-OP2	-5.03	101.17	105.70
1	5	3246	G	C5-C6-N1	-5.03	108.98	111.50
1	1	908	G	O4'-C1'-N9	-5.03	104.18	108.20
1	1	1121	U	C5-C6-N1	-5.03	120.19	122.70
45	6	136	C	C2-N1-C1'	5.03	124.33	118.80
1	1	1037	C	C6-N1-C2	-5.03	118.29	120.30
1	5	1889	G	C5-N7-C8	-5.03	101.79	104.30
2	3	74	C	N1-C2-O2	5.02	121.91	118.90
45	2	1657	U	C5-C6-N1	5.02	125.21	122.70
79	sM	43	ASP	CB-CG-OD2	5.02	122.82	118.30
1	5	1525	G	N3-C4-C5	-5.02	126.09	128.60
1	5	3040	A	O5'-P-OP1	-5.02	101.18	105.70
2	7	93	C	O5'-P-OP1	5.02	116.73	110.70
45	6	1122	G	N1-C6-O6	5.02	122.91	119.90
45	6	1187	U	C6-N1-C2	-5.02	117.99	121.00
1	1	197	G	C8-N9-C4	-5.02	104.39	106.40
1	5	591	G	C5-C6-N1	-5.02	108.99	111.50
9	17	229	PHE	CB-CG-CD1	5.02	124.31	120.80
45	6	1354	G	N7-C8-N9	5.02	115.61	113.10
1	5	2186	U	N3-C4-O4	-5.02	115.89	119.40
50	s4	260	GLY	N-CA-C	5.02	125.64	113.10
1	5	2405	C	C5-C6-N1	-5.01	118.49	121.00
45	6	295	A	C8-N9-C4	5.01	107.81	105.80
45	6	1103	U	C5-C4-O4	5.01	128.91	125.90
1	1	2201	G	OP1-P-OP2	-5.01	112.09	119.60
1	1	3189	G	C6-C5-N7	-5.01	127.39	130.40
45	6	543	C	N3-C2-O2	-5.01	118.39	121.90
1	1	2842	U	C6-N1-C1'	-5.01	114.19	121.20
1	1	2895	G	C8-N9-C4	5.01	108.40	106.40
1	5	1113	G	OP2-P-O3'	5.01	116.21	105.20
45	6	1118	G	N3-C4-N9	-5.01	123.00	126.00
1	5	2406	C	N3-C2-O2	5.00	125.40	121.90
45	6	1096	C	C5-C6-N1	-5.00	118.50	121.00
1	1	3382	U	N3-C2-O2	-5.00	118.70	122.20
1	5	2724	U	C5-C6-N1	-5.00	120.20	122.70

There are no chirality outliers.

All (130) planarity outliers are listed below:

Mol	Chain	Res	Type	Group
60	C4	123	SER	Peptide
60	C4	49	LYS	Peptide
61	C5	17	TYR	Peptide
61	C5	28	MET	Peptide
62	C6	40	GLU	Peptide
63	C7	22	PRO	Peptide
63	C7	89	SER	Peptide
64	C8	81	ILE	Peptide
66	D0	118	VAL	Peptide
66	D0	73	GLY	Peptide
67	D1	6	GLY	Peptide
68	D2	54	ASP	Peptide
70	D4	60	PHE	Peptide
71	D5	54	VAL	Peptide
71	D5	94	LYS	Peptide
71	D5	96	SER	Peptide
72	D6	10	ARG	Peptide
72	D6	81	ALA	Peptide
73	D7	49	HIS	Peptide
77	E1	103	LEU	Peptide
77	E1	146	SER	Peptide
77	E1	84	VAL	Peptide
4	L2	48	ILE	Peptide
6	L4	318	LEU	Peptide
7	L5	251	PRO	Peptide
9	L7	29	GLU	Peptide
11	L9	21	LYS	Peptide
12	M0	117	GLY	Peptide
13	M1	11	ASP	Peptide
14	M3	74	GLY	Peptide
15	M4	48	GLY	Peptide
18	M7	120	ASN	Peptide
19	M8	161	LYS	Peptide
21	N0	133	ALA	Peptide
21	N0	3	HIS	Peptide
25	N4	67	VAL	Peptide
25	N4	70	LYS	Peptide
27	N6	83	ASP	Peptide
28	N7	124	ALA	Peptide
29	N8	115	LYS	Peptide
29	N8	30	GLY	Peptide
29	N8	46	ASP	Peptide
30	N9	19	ASN	Peptide

Continued on next page...

Continued from previous page...

Mol	Chain	Res	Type	Group
40	O9	3	ALA	Peptide
47	S1	36	SER	Peptide
48	S2	248	SER	Peptide
48	S2	91	ARG	Peptide
50	S4	165	ALA	Peptide
50	S4	192	ILE	Peptide
50	S4	213	SER	Peptide
51	S5	44	ASN	Peptide
52	S6	19	ASP	Peptide
53	S7	111	LYS	Peptide
53	S7	132	PRO	Peptide
53	S7	29	ASN	Peptide
53	S7	31	SER	Peptide
53	S7	64	VAL	Peptide
79	SM	173	GLU	Peptide
79	SM	46	LYS	Peptide
58	c2	82	PRO	Peptide
59	c3	132	VAL	Peptide
60	c4	123	SER	Peptide
60	c4	124	ASP	Peptide
60	c4	131	GLY	Peptide
60	c4	90	ARG	Peptide
61	c5	10	ARG	Peptide
61	c5	50	THR	Peptide
63	c7	112	SER	Peptide
63	c7	82	ASP	Peptide
66	d0	119	ALA	Peptide
66	d0	15	GLN	Peptide
66	d0	48	HIS	Peptide
66	d0	51	VAL	Peptide
66	d0	70	THR	Peptide
68	d2	54	ASP	Peptide
69	d3	44	GLY	Peptide
70	d4	29	HIS	Peptide
70	d4	35	VAL	Peptide
71	d5	85	LYS	Peptide
72	d6	57	SER	Peptide
76	e0	44	PHE	Peptide
77	e1	106	TYR	Peptide
77	e1	87	THR	Peptide
4	l2	143	GLU	Peptide
4	l2	215	ASN	Peptide

Continued on next page...

Continued from previous page...

Mol	Chain	Res	Type	Group
5	l3	348	ARG	Peptide
6	l4	339	LEU	Peptide
6	l4	352	ALA	Peptide
7	l5	133	GLU	Peptide
7	l5	177	GLU	Peptide
9	l7	192	GLY	Peptide
9	l7	226	GLY	Peptide
12	m0	217	PHE	Peptide
13	m1	151	SER	Peptide
80	m2	10	UNK	Peptide
80	m2	117	UNK	Peptide
80	m2	153	UNK	Peptide
16	m5	66	VAL	Peptide
23	n2	44	GLU	Peptide
24	n3	41	GLY	Peptide
28	n7	101	PHE	Peptide
28	n7	3	LYS	Peptide
29	n8	66	ALA	Peptide
32	o1	6	ASP	Peptide
33	o2	15	LYS	Peptide
33	o2	39	ASP	Peptide
34	o3	91	ALA	Peptide
35	o4	80	ARG	Peptide
37	o6	2	THR	Peptide
82	p0	92	PRO	Peptide
46	s0	187	ALA	Peptide
46	s0	72	ASP	Peptide
46	s0	94	GLY	Peptide
49	s3	90	ARG	Peptide
51	s5	44	ASN	Peptide
51	s5	99	MET	Peptide
52	s6	150	GLU	Peptide
53	s7	130	VAL	Peptide
53	s7	29	ASN	Peptide
53	s7	64	VAL	Peptide
54	s8	148	ALA	Peptide
54	s8	60	ILE	Peptide
55	s9	88	GLU	Peptide
55	s9	89	ASP	Peptide
79	sM	45	SER	Peptide
79	sM	84	LYS	Peptide
78	sR	184	ASN	Peptide

Continued on next page...

Continued from previous page...

Mol	Chain	Res	Type	Group
78	sR	185	GLN	Peptide
78	sR	193	ILE	Peptide
78	sR	30	PRO	Peptide

5.2 Too-close contacts

In the following table, the Non-H and H(model) columns list the number of non-hydrogen atoms and hydrogen atoms in the chain respectively. The H(added) column lists the number of hydrogen atoms added and optimized by MolProbity. The Clashes column lists the number of clashes within the asymmetric unit, whereas Symm-Clashes lists symmetry related clashes.

Mol	Chain	Non-H	H(model)	H(added)	Clashes	Symm-Clashes
1	1	66304	0	33321	1403	0
1	5	67039	0	33693	1455	0
2	3	2579	0	1304	53	0
2	7	2579	0	1304	78	0
3	4	3313	0	1676	58	0
3	8	3353	0	1695	89	0
4	L2	1914	0	1981	181	0
4	l2	1912	0	1976	0	0
5	L3	3081	0	3165	231	0
5	l3	3081	0	3165	0	0
6	L4	2749	0	2863	255	0
6	l4	2749	0	2863	0	0
7	L5	2375	0	2325	184	0
7	l5	2359	0	2311	0	0
8	L6	1239	0	1326	101	0
8	l6	1248	0	1339	0	0
9	L7	1784	0	1862	129	0
9	l7	1791	0	1869	0	0
10	L8	1817	0	1908	148	0
10	l8	1763	0	1818	0	0
11	L9	1518	0	1587	153	0
11	l9	1518	0	1587	0	0
12	M0	1707	0	1731	144	0
12	m0	1716	0	1757	0	0
13	M1	1353	0	1383	104	0
13	m1	1353	0	1383	0	0
14	M3	1543	0	1608	153	0
14	m3	1548	0	1613	0	0
15	M4	1053	0	1149	90	0
15	m4	1059	0	1154	0	0

Continued on next page...

Continued from previous page...

Mol	Chain	Non-H	H(model)	H(added)	Clashes	Symm-Clashes
16	M5	1720	0	1779	161	0
16	m5	1720	0	1779	0	0
17	M6	1555	0	1659	101	0
17	m6	1555	0	1659	0	0
18	M7	1415	0	1421	109	0
18	m7	1227	0	1236	0	0
19	M8	1441	0	1543	129	0
19	m8	1441	0	1543	0	0
20	M9	1474	0	1567	101	0
20	m9	1521	0	1617	0	0
21	N0	1445	0	1487	99	0
21	n0	1445	0	1487	0	0
22	N1	1276	0	1323	133	0
22	n1	1276	0	1323	0	0
23	N2	796	0	812	56	0
23	n2	778	0	791	0	0
24	N3	1003	0	1048	78	0
24	n3	1003	0	1048	0	0
25	N4	699	0	640	35	0
26	N5	964	0	1025	83	0
26	n5	959	0	1023	0	0
27	N6	993	0	1081	84	0
27	n6	993	0	1081	0	0
28	N7	1092	0	1155	105	0
28	n7	1092	0	1155	0	0
29	N8	1173	0	1215	117	0
29	n8	1173	0	1215	0	0
30	N9	462	0	491	35	0
30	n9	462	0	491	0	0
31	O0	743	0	797	58	0
31	o0	767	0	816	0	0
32	O1	890	0	938	59	0
32	o1	890	0	938	0	0
33	O2	1020	0	1090	78	0
33	o2	1020	0	1090	0	0
34	O3	850	0	880	53	0
34	o3	850	0	880	0	0
35	O4	881	0	947	76	0
35	o4	881	0	947	0	0
36	O5	969	0	1078	98	0
36	o5	969	0	1078	0	0
37	O6	771	0	849	73	0

Continued on next page...

Continued from previous page...

Mol	Chain	Non-H	H(model)	H(added)	Clashes	Symm-Clashes
37	o6	771	0	849	0	0
38	O7	681	0	683	68	0
38	o7	681	0	684	0	0
39	O8	612	0	682	40	0
39	o8	612	0	682	0	0
40	O9	436	0	475	55	0
40	o9	436	0	475	0	0
41	Q0	417	0	456	32	0
41	q0	417	0	455	0	0
42	Q1	233	0	284	16	0
42	q1	233	0	284	0	0
43	Q2	847	0	915	64	0
43	q2	847	0	914	0	0
44	Q3	694	0	734	61	0
44	q3	694	0	734	0	0
45	2	36488	0	18357	1002	1
45	6	37060	0	18648	922	0
46	S0	1612	0	1623	180	0
46	s0	1612	0	1623	0	0
47	S1	1709	0	1784	210	0
47	s1	1722	0	1793	0	0
48	S2	1635	0	1723	151	0
48	s2	1635	0	1723	0	0
49	S3	1734	0	1817	150	0
49	s3	1728	0	1806	0	0
50	S4	2068	0	2154	184	0
50	s4	2068	0	2154	0	0
51	S5	1609	0	1675	191	0
51	s5	1609	0	1675	0	0
52	S6	1813	0	1905	141	0
52	s6	1755	0	1846	0	0
53	S7	1481	0	1572	131	0
53	s7	1491	0	1578	0	0
54	S8	1489	0	1525	146	0
54	s8	1471	0	1499	0	0
55	S9	1494	0	1573	163	0
55	s9	1494	0	1573	0	0
56	C0	772	0	727	70	0
56	c0	761	0	697	0	0
57	C1	1213	0	1257	105	0
57	c1	1138	0	1204	0	0
58	C2	890	0	887	82	0

Continued on next page...

Continued from previous page...

Mol	Chain	Non-H	H(model)	H(added)	Clashes	Symm-Clashes
58	c2	890	0	887	0	0
59	C3	1192	0	1255	85	0
59	c3	1192	0	1255	0	0
60	C4	891	0	883	84	0
60	c4	949	0	985	0	0
61	C5	977	0	1002	95	0
61	c5	1039	0	1050	0	0
62	C6	1105	0	1166	116	0
62	c6	1111	0	1171	0	0
63	C7	965	0	1027	115	0
63	c7	917	0	932	0	0
64	C8	1192	0	1222	132	0
64	c8	1192	0	1222	0	0
65	C9	1112	0	1124	98	0
65	c9	1112	0	1124	0	0
66	D0	855	0	917	100	0
66	d0	882	0	939	0	1
67	D1	684	0	672	70	0
67	d1	684	0	672	0	0
68	D2	1021	0	1060	102	0
68	d2	1021	0	1060	0	0
69	D3	1121	0	1196	98	0
69	d3	1121	0	1196	0	0
70	D4	1073	0	1132	88	0
70	d4	1065	0	1128	0	0
71	D5	563	0	603	78	0
71	d5	558	0	598	0	0
72	D6	769	0	815	110	0
72	d6	769	0	814	0	0
73	D7	610	0	633	55	0
73	d7	610	0	633	0	0
74	D8	497	0	535	59	0
74	d8	497	0	535	0	0
75	D9	443	0	433	55	0
75	d9	443	0	431	0	0
76	E0	475	0	525	53	0
76	e0	491	0	542	0	0
77	E1	566	0	604	60	0
77	e1	575	0	617	0	0
78	SR	2441	0	2393	195	0
78	sR	2441	0	2393	0	0
79	SM	1104	0	996	93	0

Continued on next page...

Continued from previous page...

Mol	Chain	Non-H	H(model)	H(added)	Clashes	Symm-Clashes
79	sM	923	0	868	0	0
80	m2	750	0	167	0	0
81	n4	1044	0	1082	0	0
82	p0	1077	0	1041	0	0
83	p1	235	0	51	0	0
84	1	588	0	0	0	0
84	2	142	0	0	0	0
84	3	19	0	0	0	0
84	4	23	0	0	0	0
84	5	750	0	0	0	0
84	6	263	0	0	0	0
84	7	30	0	0	0	0
84	8	20	0	0	0	0
84	C1	1	0	0	0	0
84	C3	1	0	0	0	0
84	C8	1	0	0	0	0
84	D3	5	0	0	0	0
84	L2	5	0	0	0	0
84	L3	3	0	0	0	0
84	L4	6	0	0	0	0
84	L5	1	0	0	0	0
84	L7	1	0	0	0	0
84	L8	1	0	0	0	0
84	L9	1	0	0	0	0
84	M0	4	0	0	0	0
84	M3	5	0	0	0	0
84	M5	5	0	0	0	0
84	M6	1	0	0	0	0
84	M7	5	0	0	0	0
84	M8	1	0	0	0	0
84	N0	4	0	0	0	0
84	N1	2	0	0	0	0
84	N3	4	0	0	0	0
84	N4	1	0	0	0	0
84	N5	1	0	0	0	0
84	N8	3	0	0	0	0
84	O2	4	0	0	0	0
84	O3	1	0	0	0	0
84	O4	3	0	0	0	0
84	O6	1	0	0	0	0
84	O7	3	0	0	0	0
84	Q1	1	0	0	0	0

Continued on next page...

Continued from previous page...

Mol	Chain	Non-H	H(model)	H(added)	Clashes	Symm-Clashes
84	Q2	4	0	0	0	0
84	S1	1	0	0	0	0
84	S2	1	0	0	0	0
84	S3	1	0	0	0	0
84	S4	1	0	0	0	0
84	c1	1	0	0	0	0
84	c3	6	0	0	0	0
84	c4	1	0	0	0	0
84	c8	3	0	0	0	0
84	d1	2	0	0	0	0
84	d2	1	0	0	0	0
84	d3	5	0	0	0	0
84	d5	1	0	0	0	0
84	d6	3	0	0	0	0
84	d7	1	0	0	0	0
84	d9	1	0	0	0	0
84	l2	5	0	0	0	0
84	l3	11	0	0	0	0
84	l4	2	0	0	0	0
84	l5	6	0	0	0	0
84	l6	2	0	0	0	0
84	l7	3	0	0	0	0
84	l8	1	0	0	0	0
84	l9	8	0	0	0	0
84	m0	2	0	0	0	0
84	m3	4	0	0	0	0
84	m4	6	0	0	0	0
84	m5	3	0	0	0	0
84	m6	8	0	0	0	0
84	m7	7	0	0	0	0
84	m8	4	0	0	0	0
84	m9	2	0	0	0	0
84	n0	7	0	0	0	0
84	n1	2	0	0	0	0
84	n3	2	0	0	0	0
84	n5	3	0	0	0	0
84	n8	3	0	0	0	0
84	n9	1	0	0	0	0
84	o1	1	0	0	0	0
84	o2	3	0	0	0	0
84	o3	2	0	0	0	0
84	o4	2	0	0	0	0

Continued on next page...

Continued from previous page...

Mol	Chain	Non-H	H(model)	H(added)	Clashes	Symm-Clashes
84	q0	1	0	0	0	0
84	q1	2	0	0	0	0
84	q2	7	0	0	0	0
84	q3	3	0	0	0	0
84	s0	1	0	0	0	0
84	s2	2	0	0	0	0
84	s3	1	0	0	0	0
84	s4	1	0	0	0	0
84	s5	3	0	0	0	0
84	s6	1	0	0	0	0
84	sR	1	0	0	0	0
85	1	496	0	624	28	0
85	2	93	0	117	9	0
85	3	31	0	39	2	0
85	4	31	0	39	9	0
85	5	868	0	1092	53	0
85	6	403	0	507	27	0
85	7	93	0	117	11	0
85	8	62	0	78	16	0
85	L3	31	0	39	2	0
85	l3	31	0	39	0	0
86	D6	1	0	0	0	0
86	D7	1	0	0	0	0
86	D9	1	0	0	0	0
86	E1	1	0	0	0	0
86	O4	1	0	0	0	0
86	O7	1	0	0	0	0
86	Q0	1	0	0	0	0
86	Q2	1	0	0	0	0
86	Q3	1	0	0	0	0
86	d6	1	0	0	0	0
86	d7	1	0	0	0	0
86	d9	1	0	0	0	0
86	e1	1	0	0	0	0
86	o4	1	0	0	0	0
86	o7	1	0	0	0	0
86	q0	1	0	0	0	0
86	q2	1	0	0	0	0
86	q3	1	0	0	0	0
87	1	473	0	0	38	0
87	2	111	0	0	2	0
87	3	15	0	0	0	0

Continued on next page...

Continued from previous page...

Mol	Chain	Non-H	H(model)	H(added)	Clashes	Symm-Clashes
87	4	5	0	0	0	0
87	5	514	0	0	34	0
87	6	224	0	0	8	0
87	7	33	0	0	2	0
87	8	11	0	0	1	0
87	C9	2	0	0	0	0
87	D0	1	0	0	0	0
87	D3	1	0	0	0	0
87	L2	1	0	0	0	0
87	L3	7	0	0	2	0
87	L4	2	0	0	0	0
87	L5	2	0	0	1	0
87	M0	1	0	0	1	0
87	M3	2	0	0	0	0
87	M5	3	0	0	0	0
87	M6	6	0	0	0	0
87	M7	5	0	0	1	0
87	N0	4	0	0	1	0
87	N1	3	0	0	1	0
87	N3	5	0	0	3	0
87	N4	2	0	0	1	0
87	N5	2	0	0	1	0
87	N8	3	0	0	0	0
87	N9	2	0	0	0	0
87	O2	2	0	0	0	0
87	O4	1	0	0	0	0
87	O7	1	0	0	0	0
87	Q1	1	0	0	2	0
87	Q2	1	0	0	0	0
87	S1	1	0	0	0	0
87	S3	3	0	0	0	0
87	S4	1	0	0	0	0
87	S8	1	0	0	0	0
87	SR	2	0	0	0	0
87	c3	5	0	0	0	0
87	c6	1	0	0	0	0
87	c8	3	0	0	0	0
87	c9	5	0	0	0	0
87	d3	5	0	0	0	0
87	d5	3	0	0	0	0
87	d6	3	0	0	0	0
87	d9	2	0	0	0	0

Continued on next page...

Continued from previous page...

Mol	Chain	Non-H	H(model)	H(added)	Clashes	Symm-Clashes
87	e1	1	0	0	0	0
87	l2	7	0	0	0	0
87	l3	6	0	0	0	0
87	l5	5	0	0	0	0
87	l9	3	0	0	0	0
87	m0	1	0	0	0	0
87	m4	1	0	0	0	0
87	m5	2	0	0	0	0
87	m6	8	0	0	0	0
87	m7	4	0	0	0	0
87	m9	3	0	0	0	0
87	n0	4	0	0	0	0
87	n1	2	0	0	0	0
87	n3	2	0	0	0	0
87	n4	1	0	0	0	0
87	n5	2	0	0	0	0
87	n6	1	0	0	0	0
87	n8	4	0	0	0	0
87	n9	1	0	0	0	0
87	o0	1	0	0	0	0
87	o1	2	0	0	0	0
87	o2	4	0	0	0	0
87	o4	2	0	0	0	0
87	q0	1	0	0	0	0
87	q2	2	0	0	0	0
87	q3	3	0	0	0	0
87	s4	1	0	0	0	0
87	s5	1	0	0	0	0
87	s7	1	0	0	0	0
87	sR	1	0	0	0	0
All	All	404238	0	298719	11005	1

The all-atom clashscore is defined as the number of clashes found per 1000 atoms (including hydrogen atoms). The all-atom clashscore for this structure is 16.

All (11005) close contacts within the same asymmetric unit are listed below, sorted by their clash magnitude.

Atom-1	Atom-2	Interatomic distance (Å)	Clash overlap (Å)
51:S5:21:THR:C	51:S5:22:PRO:N	1.72	1.42
45:2:1755:A:C2'	45:2:1756:A:H5'	1.74	1.17
45:2:1755:A:H2'	45:2:1756:A:C5'	1.76	1.16

Continued on next page...

Continued from previous page...

Atom-1	Atom-2	Interatomic distance (Å)	Clash overlap (Å)
54:S8:83:TYR:H	54:S8:101:ILE:HG21	4.57	1.11
45:2:74:U:H1'	45:2:75:U:H5'	1.33	1.09
1:1:2256:A:N1	45:2:1756:A:H8	1.51	1.07
45:2:1755:A:H4'	45:2:1755:A:OP1	1.51	1.07
5:L3:89:VAL:HG21	5:L3:195:ALA:HB1	1.36	1.05
5:L3:296:THR:HG22	5:L3:298:PHE:H	3.15	1.01
1:1:1481:A:O2'	1:1:1858:A:N3	1.92	0.99
1:5:1580:A:H5'	1:5:2522:G:H21	1.25	0.99
71:D5:93:SER:HB3	71:D5:100:ILE:HB	1.43	0.98
1:1:2256:A:N1	45:2:1756:A:C8	2.30	0.98
45:2:1034:C:HO2'	68:D2:2:THR:N	1.60	0.98
27:N6:71:SER:HB3	27:N6:83:ASP:HB2	1.93	0.97
51:S5:94:THR:HG22	51:S5:114:ILE:HG13	1.48	0.96
61:C5:130:ARG:NH2	79:SM:65:THR:O	3.44	0.95
1:1:1362:G:H4'	9:L7:159:GLN:O	1.65	0.95
5:L3:252:ILE:HD12	1:5:2393:G:H4'	214.82	0.94
45:6:895:G:H1	45:6:917:U:H3	1.13	0.94
1:1:1352:A:H1'	1:1:1353:U:H5''	1.50	0.94
1:5:1944:U:H3	1:5:2104:A:H61	1.10	0.94
29:N8:21:ARG:NH2	1:5:640:U:OP1	182.39	0.94
45:2:700:C:H42	45:2:738:G:H1	1.16	0.93
5:L3:232:ARG:NH1	5:L3:269:GLN:O	2.01	0.93
47:S1:144:ARG:HB3	47:S1:208:GLN:HB3	1.47	0.93
47:S1:51:SER:HB3	47:S1:57:ALA:H	3.06	0.93
1:1:2836:C:H5	1:1:2852:C:H42	1.16	0.92
71:D5:85:LYS:HG3	71:D5:86:GLU:H	2.05	0.92
15:M4:128:ARG:NH2	1:5:3214:U:OP2	281.64	0.92
63:C7:88:VAL:HG12	63:C7:89:SER:H	4.70	0.92
5:L3:90:VAL:HG22	5:L3:104:THR:HG23	3.56	0.92
1:1:544:C:O2	1:1:548:G:N2	2.02	0.92
48:S2:38:VAL:HG13	48:S2:39:THR:HG23	1.52	0.92
6:L4:122:THR:HG22	6:L4:235:LEU:HB2	1.61	0.92
7:L5:17:GLN:HE22	22:N1:22:HIS:H	2.89	0.92
45:2:169:A:H5''	52:S6:176:GLN:HG2	1.53	0.91
45:2:1755:A:C2	45:2:1756:A:H4'	2.06	0.91
15:M4:48:GLY:HA3	15:M4:53:VAL:HB	4.12	0.91
64:C8:28:ILE:HD11	64:C8:54:LEU:HA	7.03	0.90
19:M8:158:HIS:H	19:M8:186:VAL:HG12	1.35	0.90
43:Q2:41:ARG:NH1	1:5:284:A:OP2	156.62	0.90
31:O0:34:LEU:HD23	31:O0:59:TYR:HB3	2.01	0.90
54:S8:83:TYR:N	54:S8:101:ILE:HG21	4.62	0.90

Continued on next page...

Continued from previous page...

Atom-1	Atom-2	Interatomic distance (Å)	Clash overlap (Å)
1:1:2443:A:N6	1:1:2504:U:O4	2.05	0.89
5:L3:41:VAL:HA	5:L3:185:GLY:HA3	1.79	0.89
12:M0:87:LEU:HD23	12:M0:138:VAL:HG13	3.29	0.89
8:L6:31:ARG:NH1	34:O3:107:ILE:O	2.37	0.89
20:M9:173:ARG:NH2	45:2:853:G:N7	2.20	0.89
73:D7:50:ALA:HB2	73:D7:71:ALA:HB2	1.55	0.89
1:5:1103:A:O2'	1:5:1104:G:H5'	1.73	0.89
45:2:1291:G:H22	45:2:1324:G:H1	1.20	0.88
58:C2:62:LEU:HB3	58:C2:75:VAL:HG11	1.55	0.88
54:S8:34:ALA:HB2	54:S8:56:ARG:HD3	4.17	0.88
1:1:58:G:H4'	16:M5:155:VAL:HG12	1.55	0.88
1:1:640:U:OP1	29:N8:21:ARG:NH2	2.04	0.88
45:6:1588:G:H1	45:6:1608:U:H3	1.21	0.88
16:M5:42:PRO:HG3	16:M5:61:ILE:HG13	1.76	0.88
55:S9:109:LEU:HB2	55:S9:146:PHE:HB3	2.15	0.88
47:S1:179:SER:HB3	47:S1:183:GLN:HB2	1.54	0.88
45:6:793:A:H3'	45:6:794:U:H5'	1.55	0.87
6:L4:204:GLY:O	6:L4:246:ARG:NH1	2.07	0.87
22:N1:92:ARG:NH1	1:5:2736:A:OP1	235.85	0.87
17:M6:160:ARG:NH2	1:5:3182:G:OP1	280.42	0.87
72:D6:12:LYS:NZ	45:6:1029:U:OP2	319.25	0.87
17:M6:112:TYR:HA	17:M6:115:LYS:HB2	1.55	0.87
1:1:1844:C:H2'	1:1:1845:G:H5''	1.57	0.87
69:D3:11:SER:HB3	45:6:632:U:H4'	333.71	0.87
7:L5:270:LYS:HG3	7:L5:273:ARG:HB3	6.75	0.87
55:S9:126:ARG:NH1	45:6:475:A:OP2	423.97	0.87
37:O6:36:ARG:HE	37:O6:36:ARG:H	1.15	0.87
48:S2:109:GLY:HA2	48:S2:139:ILE:HG22	2.62	0.87
55:S9:169:PRO:HD2	55:S9:174:ARG:HE	5.65	0.87
21:N0:50:LYS:NZ	2:7:76:A:O2'	302.09	0.87
72:D6:82:ARG:O	72:D6:84:VAL:HG22	1.75	0.87
16:M5:49:ARG:NH2	1:5:115:A:OP1	99.83	0.87
63:C7:47:ARG:NH1	63:C7:48:ASN:OD1	3.63	0.86
45:2:868:G:H1	45:2:960:U:H3	1.22	0.86
1:5:2818:U:H6	1:5:2818:U:H5'	1.39	0.86
18:M7:23:ARG:O	18:M7:86:LYS:NZ	2.09	0.86
1:5:1778:G:H22	1:5:2101:C:H41	1.24	0.86
12:M0:76:MET:HE1	12:M0:148:VAL:HA	2.36	0.86
42:Q1:2:ARG:NH1	45:6:1773:C:OP2	308.10	0.86
29:N8:116:GLY:O	29:N8:137:LYS:NZ	6.04	0.85
73:D7:35:VAL:HG11	73:D7:63:LEU:HD21	1.70	0.85

Continued on next page...

Continued from previous page...

Atom-1	Atom-2	Interatomic distance (Å)	Clash overlap (Å)
49:S3:179:GLN:NE2	45:6:1438:G:O2'	394.38	0.85
35:O4:74:ARG:NH2	1:5:1639:C:OP2	197.54	0.85
1:5:1152:G:H22	1:5:1200:A:H61	1.22	0.85
49:S3:105:MET:HG2	49:S3:122:VAL:HG21	2.15	0.85
1:5:2836:C:H5	1:5:2852:C:H42	1.20	0.85
4:L2:224:THR:HG21	1:5:2201:G:H21	221.75	0.85
60:C4:12:GLN:HE22	60:C4:111:ARG:HG3	4.69	0.85
1:1:1095:U:H3	22:N1:127:GLN:HG2	1.42	0.85
39:O8:3:ARG:NH2	1:5:1824:U:OP1	145.37	0.85
45:2:1756:A:C2	45:2:1756:A:OP1	2.30	0.85
45:2:1756:A:OP1	45:2:1756:A:C4	2.30	0.85
45:2:38:C:H2'	45:2:39:A:H5'	1.58	0.85
20:M9:62:ARG:NH2	1:5:3068:U:OP2	171.33	0.85
17:M6:62:THR:H	17:M6:69:GLY:HA3	1.42	0.84
52:S6:176:GLN:NE2	45:6:268:C:OP1	333.80	0.84
1:1:297:G:O6	16:M5:12:ARG:NH1	2.10	0.84
55:S9:133:HIS:NE2	45:6:513:U:OP1	446.36	0.84
45:6:868:G:H1	45:6:960:U:H3	1.25	0.84
61:C5:19:GLY:N	64:C8:93:THR:O	2.09	0.84
52:S6:10:ASN:HB3	52:S6:128:THR:HA	2.58	0.84
52:S6:26:VAL:HG21	52:S6:40:ALA:HB1	1.56	0.84
45:2:1390:U:OP2	63:C7:49:LYS:NZ	2.10	0.84
78:SR:42:LEU:HD21	78:SR:82:SER:HB3	1.88	0.84
85:7:231:LLL:H13	85:7:231:LLL:H122	1.42	0.84
45:2:1290:U:H2'	45:2:1291:G:C8	2.12	0.84
45:2:1424:A:H1'	48:S2:92:ALA:HB1	1.60	0.84
1:5:2257:C:H2'	1:5:2258:U:O4'	1.77	0.84
1:1:617:G:H4'	18:M7:171:ARG:HH12	1.43	0.84
45:2:1755:A:H2'	45:2:1756:A:H5'	0.88	0.83
64:C8:91:ASP:HB3	64:C8:94:ASP:HB3	5.24	0.83
76:E0:17:GLN:HE21	45:6:563:U:H4'	384.53	0.83
12:M0:77:THR:O	12:M0:81:GLY:N	2.60	0.83
50:S4:194:THR:OG1	50:S4:211:LYS:O	1.94	0.83
61:C5:130:ARG:HD2	79:SM:74:LYS:HE3	2.58	0.83
61:C5:111:MET:HG2	64:C8:119:ILE:HD11	4.69	0.83
45:2:1228:G:H22	58:C2:67:THR:HB	1.42	0.83
5:L3:185:GLY:O	5:L3:191:LYS:NZ	2.12	0.83
1:5:250:U:H2'	1:5:251:G:C2	2.14	0.83
7:L5:68:THR:HG22	7:L5:70:THR:H	1.64	0.83
1:5:1826:C:H41	85:5:4162:LLL:H312	1.44	0.83
65:C9:37:VAL:HG11	65:C9:100:ILE:HD11	2.15	0.83

Continued on next page...

Continued from previous page...

Atom-1	Atom-2	Interatomic distance (Å)	Clash overlap (Å)
66:D0:51:VAL:HG21	66:D0:93:LEU:HA	5.02	0.83
5:L3:206:ASP:OD1	5:L3:206:ASP:N	2.10	0.83
60:C4:54:GLU:OE1	45:6:901:G:N2	282.30	0.83
65:C9:111:ILE:HG23	65:C9:113:ILE:HG12	1.60	0.83
47:S1:176:VAL:HG13	47:S1:184:LEU:HD11	1.61	0.83
59:C3:23:PRO:HB2	59:C3:25:TRP:CD1	2.52	0.82
4:L2:242:ARG:HD3	4:L2:246:LEU:HD21	3.04	0.82
45:2:1370:U:H3'	45:2:1371:A:H5''	1.61	0.82
44:Q3:4:ARG:NH1	1:5:837:A:OP2	236.76	0.82
13:M1:82:ARG:HD2	13:M1:112:LEU:HB2	2.41	0.82
45:2:697:C:H5'	53:S7:105:THR:HB	1.60	0.82
54:S8:103:GLN:HE21	54:S8:166:TYR:HE1	1.22	0.82
45:6:1636:C:H4'	45:6:1637:C:H5'	1.58	0.82
45:6:1799:U:H4'	45:6:1800:A:H2'	1.61	0.82
1:5:3164:C:N4	1:5:3286:G:O6	2.11	0.82
54:S8:2:GLY:N	45:6:393:C:OP2	291.48	0.82
59:C3:65:VAL:HG13	59:C3:66:ILE:HG23	6.81	0.82
45:2:780:A:H8	70:D4:8:ARG:HB3	1.44	0.82
16:M5:112:ASN:ND2	3:8:141:C:O2	99.25	0.82
45:2:1735:U:H2'	45:2:1736:G:H8	1.45	0.82
55:S9:133:HIS:HD2	55:S9:162:SER:HB2	2.61	0.82
1:1:2194:G:N7	87:1:4161:HOH:O	2.12	0.81
45:6:235:G:H2'	45:6:236:A:H8	1.43	0.81
38:O7:25:ARG:HD2	40:O9:51:ILE:HB	4.58	0.81
1:1:837:A:OP2	44:Q3:4:ARG:NH1	2.12	0.81
55:S9:90:LYS:HG3	55:S9:95:TYR:HB3	3.67	0.81
1:5:776:U:O4	1:5:2719:U:N3	2.12	0.81
6:L4:144:LYS:NZ	6:L4:173:GLY:O	11.07	0.81
55:S9:163:PRO:HB3	55:S9:169:PRO:HA	3.20	0.81
63:C7:43:SER:HB3	63:C7:46:LEU:HB2	2.11	0.81
64:C8:126:ARG:HG2	64:C8:133:VAL:HA	1.61	0.81
22:N1:122:GLN:HB3	22:N1:124:VAL:HG23	8.01	0.81
13:M1:137:ARG:NH2	2:7:44:C:OP2	296.69	0.81
1:5:1014:U:H2'	1:5:1015:U:H5''	1.63	0.81
55:S9:30:LEU:HD21	55:S9:102:GLU:HG3	1.63	0.81
45:2:57:G:OP1	70:D4:112:LYS:NZ	2.13	0.81
12:M0:36:LEU:HD21	12:M0:69:ARG:HD3	1.97	0.81
69:D3:126:LYS:NZ	45:6:30:G:OP1	365.08	0.81
5:L3:143:GLY:HA2	5:L3:146:ARG:HD2	6.00	0.81
6:L4:292:SER:OG	6:L4:293:SER:N	2.13	0.81
36:O5:85:THR:HG22	36:O5:87:ALA:H	1.43	0.81

Continued on next page...

Continued from previous page...

Atom-1	Atom-2	Interatomic distance (Å)	Clash overlap (Å)
1:1:1560:G:N2	1:1:1579:C:O2	2.14	0.81
46:S0:24:LEU:HG	46:S0:45:VAL:HG11	1.62	0.81
48:S2:205:ARG:NH2	45:6:7:G:N7	369.86	0.81
1:5:595:G:H1	1:5:609:G:H5''	1.45	0.80
60:C4:20:TYR:HB3	60:C4:27:PHE:HB2	1.67	0.80
46:S0:120:LEU:HD11	46:S0:144:ILE:HG13	1.63	0.80
45:2:511:A:OP2	55:S9:176:ASN:ND2	2.14	0.80
11:L9:105:GLU:HB2	11:L9:110:LYS:H	1.45	0.80
45:2:1756:A:O2'	45:2:1757:G:C5'	2.30	0.80
45:2:190:C:N4	45:2:196:G:O6	2.14	0.80
6:L4:339:LEU:HA	6:L4:342:LYS:HB2	2.63	0.80
19:M8:143:PRO:HB2	19:M8:146:SER:HB2	1.63	0.80
78:SR:169:ILE:HG13	78:SR:181:TRP:HB2	2.14	0.80
47:S1:100:PHE:HB3	47:S1:181:LEU:HD11	3.48	0.80
1:5:2434:U:H4'	1:5:2435:G:H5''	1.64	0.80
6:L4:197:ARG:NH1	1:5:1381:A:OP1	109.75	0.80
18:M7:122:ALA:HB3	18:M7:143:PRO:HB2	2.34	0.80
51:S5:64:VAL:HG13	51:S5:65:ARG:HD2	1.63	0.80
45:2:1756:A:P	45:2:1756:A:N3	2.54	0.80
52:S6:87:ARG:NH2	45:6:161:U:OP2	314.20	0.80
22:N1:28:SER:OG	2:7:9:C:OP1	267.44	0.80
60:C4:115:ILE:HD11	72:D6:44:ILE:HD13	1.61	0.80
39:O8:26:LYS:NZ	39:O8:28:ASN:OD1	2.45	0.80
1:1:2303:A:OP1	42:Q1:23:ARG:NH2	2.14	0.80
45:2:1783:C:H2'	45:2:1784:C:H6	1.44	0.80
19:M8:170:ARG:HA	19:M8:174:ARG:HD2	3.14	0.80
49:S3:217:ILE:HG23	49:S3:218:LEU:H	1.47	0.80
45:2:1535:U:O2'	45:2:1536:G:N3	2.15	0.80
55:S9:17:ARG:NH1	45:6:4:C:O2'	389.62	0.80
27:N6:55:GLU:HB2	27:N6:108:LYS:HB2	1.79	0.80
54:S8:140:GLU:HA	54:S8:143:TRP:HB2	2.22	0.80
25:N4:39:LEU:HD12	25:N4:44:LYS:HG3	3.39	0.80
70:D4:12:VAL:HG13	70:D4:23:PHE:HB3	1.73	0.79
45:2:1207:C:H42	45:2:1456:C:H41	1.27	0.79
45:2:867:G:OP2	59:C3:3:ARG:NH1	2.14	0.79
1:1:829:U:H3	1:1:895:A:H62	1.31	0.79
55:S9:171:ARG:HA	55:S9:174:ARG:HB2	2.86	0.79
1:1:1563:C:O2	1:1:1577:G:N2	2.16	0.79
24:N3:68:GLU:N	24:N3:68:GLU:OE1	2.99	0.79
3:8:65:A:OP2	85:8:221:LLL:N12	2.15	0.79
6:L4:338:LYS:O	6:L4:340:GLY:N	2.15	0.79

Continued on next page...

Continued from previous page...

Atom-1	Atom-2	Interatomic distance (Å)	Clash overlap (Å)
10:L8:81:THR:HG21	10:L8:181:LYS:HE3	4.29	0.79
47:S1:123:ALA:HB2	47:S1:165:ARG:HG2	1.68	0.79
1:5:2996:U:H4'	1:5:2996:U:OP1	1.82	0.79
68:D2:15:ASN:HD21	68:D2:71:LYS:HG3	2.63	0.79
38:O7:21:ARG:NH2	38:O7:41:ALA:O	2.16	0.79
45:6:1229:G:O2'	45:6:1255:G:N2	2.16	0.79
60:C4:81:VAL:HG22	60:C4:115:ILE:HB	1.65	0.79
45:2:142:G:H22	45:2:173:A:H2	1.29	0.79
58:C2:132:GLU:HA	58:C2:135:MET:HB2	1.64	0.79
16:M5:110:ALA:HB1	16:M5:113:LEU:HD23	1.65	0.79
1:1:129:U:H3	1:1:139:G:H1	1.30	0.78
71:D5:60:VAL:HG13	71:D5:101:TYR:HB2	1.65	0.78
26:N5:39:LYS:HG3	1:5:13:A:H4'	119.99	0.78
32:O1:79:ARG:HA	32:O1:89:LEU:HD12	3.31	0.78
52:S6:176:GLN:HG2	45:6:169:A:H5''	327.73	0.78
3:8:10:A:H2'	3:8:11:C:C6	2.16	0.78
55:S9:176:ASN:ND2	45:6:511:A:OP2	466.19	0.78
1:5:3194:C:O2	1:5:3197:G:N2	2.13	0.78
1:5:916:G:OP1	87:5:4261:HOH:O	2.01	0.78
45:6:1097:U:H4'	45:6:1098:U:H5'	1.66	0.78
14:M3:14:PHE:HB3	14:M3:18:TRP:CD1	2.19	0.78
47:S1:129:THR:HA	47:S1:177:GLN:HA	1.63	0.78
56:C0:35:ILE:HG22	56:C0:37:THR:H	4.92	0.78
45:2:1064:G:O2'	47:S1:204:ILE:O	2.00	0.78
71:D5:56:THR:H	71:D5:103:ARG:HH11	1.30	0.78
5:L3:113:GLU:HG2	5:L3:176:ALA:HB2	3.49	0.78
5:L3:230:THR:HA	5:L3:235:THR:HG22	1.64	0.78
78:SR:19:TRP:HB2	78:SR:38:ARG:HG3	1.66	0.78
45:2:149:C:O2'	52:S6:132:ARG:NH1	2.16	0.78
5:L3:284:ARG:NH2	5:L3:295:ALA:O	2.75	0.78
49:S3:55:THR:HG21	49:S3:90:ARG:HA	3.29	0.78
1:5:2920:U:OP1	87:5:4262:HOH:O	2.01	0.78
77:E1:90:LYS:H	77:E1:90:LYS:HD3	6.26	0.78
18:M7:25:SER:O	18:M7:29:THR:HG23	1.92	0.78
1:5:155:G:H5''	1:5:156:G:C8	2.19	0.78
61:C5:43:ARG:NH2	45:6:1552:U:OP2	402.97	0.78
45:2:1459:C:OP1	64:C8:126:ARG:NH2	2.16	0.78
50:S4:197:HIS:HB3	50:S4:209:HIS:HD2	1.47	0.78
1:1:1709:C:OP1	35:O4:83:ASN:ND2	2.15	0.78
53:S7:9:LEU:HD11	53:S7:17:GLU:HB3	4.58	0.78
45:2:1035:G:OP2	59:C3:9:LYS:NZ	2.17	0.78

Continued on next page...

Continued from previous page...

Atom-1	Atom-2	Interatomic distance (Å)	Clash overlap (Å)
1:5:86:G:OP2	85:5:4155:LLL:O23	2.01	0.78
45:6:1600:A:H4'	45:6:1601:G:OP1	1.82	0.78
45:6:454:U:H5''	45:6:455:C:H5	1.47	0.78
12:M0:38:LYS:HG2	12:M0:41:ALA:HB2	2.13	0.78
33:O2:100:ILE:O	33:O2:105:ARG:NH1	2.34	0.78
78:SR:283:LYS:HG3	78:SR:284:ALA:H	4.21	0.78
59:C3:94:LYS:NZ	45:6:952:A:OP1	296.72	0.77
1:1:2682:C:OP1	79:SM:27:LYS:NZ	2.16	0.77
45:6:518:A:N6	45:6:533:U:O4	2.17	0.77
4:L2:118:GLU:HG3	4:L2:126:LEU:HD21	2.50	0.77
50:S4:11:ARG:HH11	50:S4:20:LEU:HD22	2.60	0.77
78:SR:153:GLN:HG2	78:SR:202:LEU:H	1.49	0.77
1:1:2535:A:H61	1:1:2544:U:H3	1.30	0.77
45:2:478:A:O2'	55:S9:124:HIS:ND1	2.16	0.77
68:D2:82:LYS:O	68:D2:84:GLY:N	2.16	0.77
9:L7:228:SER:HA	9:L7:232:ARG:HH22	3.00	0.77
31:O0:24:THR:HG22	31:O0:91:SER:HB3	1.66	0.77
85:1:3999:LLL:H322	85:1:3999:LLL:H211	1.31	0.77
11:L9:90:MET:HB3	11:L9:181:VAL:HA	1.67	0.77
1:1:1845:G:H5'	1:1:1845:G:H8	1.50	0.77
45:2:1349:G:O2'	45:2:1379:C:N3	2.18	0.77
45:2:1756:A:O2'	45:2:1757:G:H5'	1.83	0.77
12:M0:38:LYS:NZ	12:M0:45:GLU:OE2	3.50	0.77
40:O9:43:ASN:HB3	40:O9:46:ARG:HB2	1.65	0.77
54:S8:82:VAL:HB	54:S8:196:LEU:HD21	1.65	0.77
1:1:687:U:OP2	14:M3:36:ARG:NH2	2.17	0.77
45:2:1046:G:OP1	47:S1:157:GLN:NE2	2.17	0.77
45:2:1178:G:O6	45:2:1461:C:N4	2.17	0.77
58:C2:61:VAL:HB	58:C2:89:ILE:HG22	2.30	0.77
76:E0:55:ARG:HD2	76:E0:58:PRO:HG3	1.67	0.77
12:M0:169:LYS:H	12:M0:169:LYS:HD3	2.84	0.77
20:M9:102:LEU:HD22	20:M9:138:LEU:HD12	1.77	0.77
20:M9:23:TRP:CH2	20:M9:25:ASP:HB3	2.19	0.77
28:N7:53:VAL:HA	28:N7:57:HIS:HD2	1.50	0.77
1:5:542:G:H1	1:5:549:U:H3	1.33	0.77
4:L2:117:GLU:OE1	4:L2:121:GLY:N	3.15	0.77
12:M0:76:MET:CE	12:M0:148:VAL:HA	2.70	0.77
23:N2:99:LYS:HB2	23:N2:102:GLU:HB2	1.66	0.77
45:2:1552:U:O4	61:C5:40:ARG:NH2	2.17	0.77
4:L2:128:ARG:NH1	1:5:2177:G:OP2	196.73	0.77
11:L9:188:THR:OG1	11:L9:189:GLU:N	3.79	0.77

Continued on next page...

Continued from previous page...

Atom-1	Atom-2	Interatomic distance (Å)	Clash overlap (Å)
21:N0:26:ARG:HH11	22:N1:150:THR:HG21	2.79	0.77
1:1:1750:A:H4'	1:1:1751:G:H5'	1.65	0.76
68:D2:101:TYR:HA	68:D2:113:HIS:HE1	1.50	0.76
73:D7:54:VAL:HG23	73:D7:63:LEU:HB3	1.66	0.76
37:O6:79:SER:HB3	37:O6:82:ARG:HG3	2.66	0.76
1:1:2392:C:O2'	5:L3:266:ARG:NH2	2.16	0.76
62:C6:127:LYS:NZ	62:C6:131:GLY:O	2.18	0.76
17:M6:61:ALA:HA	17:M6:70:PRO:HD2	1.81	0.76
45:2:104:A:OP2	45:2:308:C:N4	2.18	0.76
45:6:340:U:H2'	45:6:341:A:C8	2.20	0.76
12:M0:44:ASP:HB3	12:M0:185:ARG:HH11	1.50	0.76
22:N1:6:GLY:H	22:N1:9:SER:HB2	1.49	0.76
28:N7:135:ARG:HH11	1:5:1807:G:H5'	193.00	0.76
49:S3:117:ARG:HE	79:SM:122:GLU:HB3	1.48	0.76
1:1:3057:U:H5'	1:1:3086:A:H61	1.50	0.76
45:2:1755:A:C4'	45:2:1755:A:OP1	2.30	0.76
5:L3:21:ARG:HG2	5:L3:269:GLN:HG2	1.65	0.76
14:M3:91:ARG:NH2	14:M3:97:VAL:O	2.18	0.76
55:S9:139:GLN:NE2	70:D4:63:GLN:OE1	2.18	0.76
1:5:3242:G:H5''	1:5:3245:A:C8	2.20	0.76
45:6:158:U:O2'	45:6:160:C:OP2	2.03	0.76
1:1:145:G:OP2	10:L8:193:LYS:NZ	2.18	0.76
1:1:243:G:OP1	36:O5:115:LYS:NZ	2.16	0.76
45:2:1280:C:H2'	45:2:1281:G:H8	1.49	0.76
45:2:1339:C:O2'	45:2:1341:A:N7	2.16	0.76
1:5:980:A:C2	1:5:1105:A:H1'	2.21	0.76
1:1:2736:A:OP1	22:N1:92:ARG:NH1	2.19	0.76
24:N3:129:VAL:O	24:N3:133:SER:OG	2.03	0.76
26:N5:42:ARG:NH1	1:5:14:U:O2	100.53	0.76
63:C7:102:VAL:HG13	63:C7:106:THR:HB	1.68	0.76
75:D9:4:GLU:HG2	75:D9:5:ASN:H	1.50	0.76
45:2:487:G:H1	45:2:500:C:H42	1.33	0.76
1:5:441:U:H3'	1:5:442:G:H5''	1.67	0.76
66:D0:58:LEU:HD12	66:D0:88:LYS:HD2	1.95	0.76
4:L2:193:ARG:NH2	1:5:2181:C:OP1	196.21	0.76
1:1:1320:C:O2	21:N0:115:ARG:NH2	2.19	0.76
45:6:1695:G:H21	45:6:1706:C:H41	1.32	0.76
76:E0:13:LYS:NZ	45:6:566:C:O2	375.82	0.76
61:C5:18:ARG:HG2	64:C8:92:ILE:HA	2.98	0.76
5:L3:188:ILE:HD12	5:L3:189:SER:H	1.51	0.76
9:L7:178:ILE:HA	9:L7:183:ASP:HB3	1.80	0.76

Continued on next page...

Continued from previous page...

Atom-1	Atom-2	Interatomic distance (Å)	Clash overlap (Å)
10:L8:78:PHE:O	10:L8:79:GLN:NE2	3.78	0.76
45:2:1469:A:H4'	45:2:1541:G:H4'	1.66	0.76
45:2:1537:C:O2'	45:2:1540:G:O6	2.03	0.76
45:6:682:C:H4'	45:6:683:C:OP1	1.85	0.76
45:6:987:G:O6	85:6:2168:LLL:N32	2.19	0.76
10:L8:26:LEU:HB3	28:N7:53:VAL:HG21	3.98	0.76
16:M5:36:ILE:HG12	16:M5:64:VAL:HG23	1.66	0.76
1:1:893:C:OP2	87:1:4156:HOH:O	2.02	0.75
45:6:1370:U:H4'	45:6:1371:A:H4'	1.68	0.75
11:L9:43:VAL:HG12	11:L9:57:VAL:HG23	1.68	0.75
57:C1:6:THR:O	57:C1:8:GLN:N	2.18	0.75
9:L7:143:THR:HG22	9:L7:241:LYS:HE3	1.68	0.75
48:S2:101:VAL:HG22	48:S2:115:ILE:HG12	2.55	0.75
53:S7:157:LYS:O	53:S7:160:GLN:NE2	2.18	0.75
1:1:1951:C:H42	1:1:2095:G:H1	1.34	0.75
1:1:2108:C:H1'	1:1:3344:A:C8	2.20	0.75
1:1:406:G:O6	85:1:3991:LLL:N12	2.19	0.75
21:N0:77:VAL:HG11	21:N0:106:LEU:HG	4.54	0.75
54:S8:36:THR:HG21	54:S8:173:PRO:HB2	1.99	0.75
7:L5:270:LYS:HB3	2:7:1:G:O2'	322.27	0.75
65:C9:57:ARG:HH11	65:C9:57:ARG:HB2	2.00	0.75
20:M9:130:ASN:ND2	20:M9:130:ASN:O	5.14	0.75
72:D6:61:GLU:HG3	72:D6:63:ALA:H	1.51	0.75
51:S5:117:THR:HG21	51:S5:194:LEU:HD12	1.67	0.75
45:2:584:C:H1'	76:E0:18:THR:HG21	1.69	0.75
12:M0:14:ASN:OD1	87:M0:401:HOH:O	7.37	0.75
19:M8:100:THR:HG23	19:M8:120:GLU:HB3	1.66	0.75
48:S2:144:TRP:O	68:D2:98:GLN:NE2	2.19	0.75
48:S2:175:GLY:HA3	55:S9:53:ARG:HH22	1.52	0.75
50:S4:187:ARG:NH1	45:6:753:A:OP2	376.83	0.75
50:S4:57:ASN:HB2	50:S4:60:GLU:H	1.50	0.75
1:1:420:G:N2	1:1:2385:G:OP2	2.18	0.75
1:5:1239:C:H42	1:5:1249:G:H1	1.34	0.75
1:5:440:A:H2	1:5:492:U:H3	1.33	0.75
1:5:501:A:H2'	1:5:502:U:C6	2.22	0.75
14:M3:47:ALA:HB1	14:M3:48:PRO:HD2	1.68	0.75
52:S6:87:ARG:NH1	45:6:159:U:O2'	320.13	0.75
4:L2:21:ARG:HD3	1:5:824:C:H5''	169.20	0.75
63:C7:28:PHE:HA	63:C7:55:THR:HG21	3.39	0.75
4:L2:96:LEU:O	44:Q3:87:ARG:NH1	2.19	0.75
12:M0:3:ARG:NH2	1:5:2854:U:OP2	290.36	0.75

Continued on next page...

Continued from previous page...

Atom-1	Atom-2	Interatomic distance (Å)	Clash overlap (Å)
14:M3:28:GLN:OE1	16:M5:201:ARG:NH1	2.80	0.75
27:N6:112:ASP:HB3	27:N6:115:ARG:HB2	3.46	0.75
38:O7:14:LYS:HD2	40:O9:51:ILE:HD12	1.67	0.75
50:S4:9:LEU:HB2	50:S4:30:ARG:HB2	3.11	0.75
54:S8:47:ARG:NH2	54:S8:48:THR:O	2.19	0.75
45:2:1756:A:C5	45:2:1756:A:OP1	2.39	0.75
45:2:505:A:N6	45:2:507:U:O4	2.19	0.75
61:C5:52:LYS:HG3	61:C5:53:PRO:HD3	1.69	0.75
67:D1:64:GLU:HG3	73:D7:3:LEU:HG	2.05	0.75
76:E0:41:THR:HA	76:E0:45:VAL:HB	2.59	0.75
32:O1:5:LYS:HB3	32:O1:89:LEU:HD21	1.68	0.75
1:1:1639:C:OP2	35:O4:74:ARG:NH2	2.20	0.75
16:M5:115:VAL:O	16:M5:159:ARG:NH1	3.28	0.74
14:M3:50:PRO:HB3	36:O5:118:ILE:HD11	1.69	0.74
37:O6:4:LYS:HD2	37:O6:14:GLY:HA3	1.66	0.74
50:S4:159:THR:HG22	50:S4:173:ILE:HB	2.16	0.74
51:S5:42:LEU:HD22	51:S5:48:PHE:H	1.52	0.74
1:1:1298:C:O3'	41:Q0:113:ARG:NH1	2.19	0.74
58:C2:67:THR:HG22	58:C2:68:GLU:HG3	1.69	0.74
46:S0:79:ARG:NH1	46:S0:164:ASN:O	2.20	0.74
45:2:127:G:N7	52:S6:202:ARG:NH2	2.35	0.74
29:N8:42:ARG:NH2	1:5:2800:G:O6	192.39	0.74
61:C5:47:ARG:NH2	45:6:1555:A:OP2	403.81	0.74
63:C7:44:LYS:O	63:C7:48:ASN:ND2	2.20	0.74
7:L5:111:GLN:HA	7:L5:116:ASP:HB3	3.34	0.74
33:O2:81:ASP:O	33:O2:84:THR:OG1	2.05	0.74
55:S9:113:VAL:HG12	55:S9:119:ALA:HB2	2.53	0.74
1:5:955:U:H2'	1:5:956:U:H6	1.52	0.74
57:C1:108:PRO:HG3	57:C1:134:THR:HB	1.67	0.74
65:C9:105:LEU:HD13	65:C9:122:ARG:HD3	1.88	0.74
69:D3:24:TRP:HE3	69:D3:30:LYS:HD3	1.53	0.74
5:L3:117:ARG:NH2	5:L3:176:ALA:O	2.75	0.74
46:S0:57:LEU:HD23	46:S0:177:LEU:HG	1.68	0.74
47:S1:137:ILE:HD11	47:S1:172:LEU:HB3	1.66	0.74
53:S7:111:LYS:HD3	53:S7:112:ARG:H	1.51	0.74
54:S8:48:THR:OG1	54:S8:52:ASN:O	2.35	0.74
45:2:472:U:H5"	55:S9:11:THR:HG23	1.69	0.74
75:D9:4:GLU:O	75:D9:5:ASN:ND2	2.20	0.74
6:L4:26:PHE:HA	6:L4:127:ALA:HA	1.70	0.74
21:N0:167:ARG:NH1	87:N0:301:HOH:O	56.75	0.74
1:1:3335:A:OP1	85:1:3996:LLL:O52	2.04	0.74

Continued on next page...

Continued from previous page...

Atom-1	Atom-2	Interatomic distance (Å)	Clash overlap (Å)
6:L4:44:LYS:HB3	6:L4:47:ARG:HH11	1.57	0.74
52:S6:2:LYS:HB3	52:S6:108:VAL:HG23	1.69	0.74
45:2:513:U:OP1	55:S9:133:HIS:NE2	2.13	0.74
65:C9:114:VAL:HG12	65:C9:124:ILE:HA	6.24	0.74
51:S5:216:GLU:OE2	51:S5:219:ARG:NH2	2.21	0.74
1:1:2150:G:O2'	1:1:2189:U:OP1	2.06	0.74
45:2:1756:A:P	45:2:1756:A:C4	2.80	0.74
1:5:1863:G:N1	1:5:1866:C:OP2	2.20	0.74
1:5:2827:U:O4	85:5:4177:LLL:N12	2.20	0.74
68:D2:2:THR:N	45:6:1034:C:HO2'	336.32	0.74
16:M5:31:ARG:NH1	16:M5:124:ASP:OD1	3.36	0.74
1:5:1208:U:H6	1:5:3115:C:H42	1.33	0.74
1:5:239:G:N2	1:5:241:G:O6	2.19	0.74
45:2:1552:U:OP2	61:C5:43:ARG:NH2	2.21	0.74
68:D2:31:SER:HG	68:D2:34:ILE:H	1.35	0.74
69:D3:69:ARG:NH1	69:D3:116:ASP:OD1	2.24	0.74
11:L9:117:PHE:CE1	11:L9:165:CYS:HB3	2.86	0.74
12:M0:76:MET:HE1	12:M0:148:VAL:HG22	1.70	0.74
24:N3:81:GLN:O	24:N3:98:ASN:ND2	2.21	0.74
27:N6:37:LYS:H	27:N6:37:LYS:HD3	1.52	0.74
46:S0:185:ARG:HB2	67:D1:45:ALA:HB3	1.69	0.74
45:2:1456:C:H5''	45:2:1457:C:H5'	1.68	0.74
45:2:1555:A:OP2	61:C5:47:ARG:NH2	2.20	0.74
45:6:1564:U:H2'	45:6:1565:C:C6	2.23	0.74
64:C8:60:GLU:HG2	64:C8:61:LEU:H	1.53	0.74
14:M3:165:SER:O	14:M3:167:PHE:N	2.21	0.74
22:N1:18:ASP:HB3	22:N1:21:LYS:HB2	1.68	0.74
79:SM:158:GLN:O	79:SM:162:GLN:N	2.74	0.74
5:L3:221:THR:HB	5:L3:273:HIS:H	1.51	0.73
1:1:1682:U:O2	23:N2:82:LYS:NZ	2.20	0.73
9:L7:228:SER:HA	9:L7:232:ARG:NH2	2.95	0.73
41:Q0:79:GLU:HG2	41:Q0:80:PRO:HD2	1.69	0.73
45:2:159:U:O2'	52:S6:87:ARG:NH1	2.19	0.73
1:1:1826:C:N4	85:1:4001:LLL:O43	2.20	0.73
45:2:693:U:H5''	45:2:694:U:H5'	1.70	0.73
37:O6:36:ARG:NE	37:O6:36:ARG:H	1.86	0.73
48:S2:40:LYS:HG2	48:S2:247:ALA:HB1	3.11	0.73
5:L3:250:ALA:HB3	1:5:2880:U:H1'	224.16	0.73
1:5:595:G:N1	1:5:609:G:H5''	2.03	0.73
69:D3:68:ILE:O	69:D3:70:LYS:NZ	2.21	0.73
72:D6:43:ASN:HB3	72:D6:64:LEU:HD11	1.71	0.73

Continued on next page...

Continued from previous page...

Atom-1	Atom-2	Interatomic distance (Å)	Clash overlap (Å)
24:N3:2:SER:N	24:N3:56:ASP:OD1	3.74	0.73
29:N8:4:ARG:NH2	1:5:1427:U:OP2	136.09	0.73
45:6:515:A:N6	45:6:537:G:O2'	2.22	0.73
67:D1:60:ARG:HA	67:D1:65:SER:HB2	2.06	0.73
68:D2:15:ASN:HD21	68:D2:71:LYS:HA	1.54	0.73
70:D4:33:ALA:O	70:D4:34:ASN:ND2	2.21	0.73
1:1:911:C:H5''	4:L2:15:ILE:HD13	1.68	0.73
12:M0:9:TYR:O	12:M0:59:GLN:NE2	2.21	0.73
37:O6:26:ILE:HD11	1:5:155:G:H1'	84.29	0.73
1:5:1736:G:N7	85:5:4163:LLL:N12	2.36	0.73
1:5:2971:A:H1'	1:5:2972:G:H5''	1.70	0.73
5:L3:303:LYS:HD2	5:L3:361:THR:HG21	1.71	0.73
9:L7:151:ARG:NH2	1:5:1334:U:O2'	242.57	0.73
49:S3:44:THR:HG23	49:S3:45:LYS:HD2	6.44	0.73
53:S7:11:GLN:HG3	53:S7:13:PRO:HD2	1.71	0.73
1:1:2759:U:H5''	1:1:2760:C:H5'	1.70	0.73
74:D8:60:GLU:O	74:D8:62:GLU:N	5.30	0.73
4:L2:3:ARG:HD3	1:5:911:C:H42	178.77	0.73
19:M8:66:ARG:NH2	1:5:744:A:OP1	166.27	0.73
22:N1:17:ARG:HH11	22:N1:17:ARG:HB3	4.08	0.73
46:S0:38:PHE:HB2	46:S0:49:ASN:HB2	3.06	0.73
47:S1:33:LYS:HE2	47:S1:41:ARG:HH12	3.50	0.73
78:SR:216:LYS:HA	78:SR:239:GLU:HG3	1.71	0.73
1:1:919:U:OP1	87:1:4157:HOH:O	2.05	0.73
47:S1:150:VAL:HG12	45:6:1067:C:H5''	351.35	0.73
12:M0:174:THR:HG23	12:M0:176:LEU:H	1.54	0.73
22:N1:13:TYR:O	87:N1:301:HOH:O	2.06	0.73
55:S9:78:ARG:HH12	55:S9:82:ARG:HE	4.38	0.73
78:SR:10:ARG:NH2	78:SR:316:MET:SD	8.70	0.73
1:5:1556:C:O5'	1:5:2169:G:N2	2.22	0.73
68:D2:29:PRO:HB2	68:D2:58:SER:HB2	1.71	0.73
16:M5:172:ARG:O	16:M5:183:THR:OG1	2.17	0.73
45:6:340:U:H2'	45:6:341:A:H8	1.54	0.72
61:C5:22:LEU:HA	61:C5:25:LEU:HD12	2.84	0.72
1:1:824:C:H5''	4:L2:21:ARG:HD3	1.71	0.72
11:L9:75:VAL:HA	11:L9:78:MET:HE3	1.69	0.72
46:S0:26:ALA:HB3	46:S0:149:LEU:HB2	2.89	0.72
50:S4:246:LEU:HB3	50:S4:250:GLU:HB2	1.70	0.72
54:S8:46:VAL:HG21	54:S8:56:ARG:HH11	1.54	0.72
63:C7:33:ARG:NH2	78:SR:109:ASP:OD2	2.99	0.72
45:6:73:U:HO2'	45:6:74:U:H6	1.33	0.72

Continued on next page...

Continued from previous page...

Atom-1	Atom-2	Interatomic distance (Å)	Clash overlap (Å)
64:C8:16:ARG:NH2	64:C8:21:ASN:OD1	2.21	0.72
66:D0:108:ILE:HG22	66:D0:109:GLU:H	3.65	0.72
7:L5:120:LYS:O	7:L5:248:ARG:NH2	2.39	0.72
17:M6:12:LYS:O	21:N0:167:ARG:NH2	2.22	0.72
1:1:2946:A:H5''	1:1:2947:G:H5'	1.70	0.72
64:C8:120:ARG:O	79:SM:57:ASN:ND2	2.22	0.72
5:L3:252:ILE:HD11	5:L3:266:ARG:NH2	3.39	0.72
5:L3:37:ARG:HG3	5:L3:186:GLY:HA2	1.70	0.72
14:M3:159:VAL:HB	29:N8:96:LYS:HG2	1.71	0.72
17:M6:76:PRO:HB3	17:M6:138:LEU:HG	2.24	0.72
47:S1:61:LEU:CD2	47:S1:62:LYS:H	2.03	0.72
51:S5:222:LYS:HA	51:S5:225:ARG:HH11	4.16	0.72
53:S7:115:SER:O	53:S7:116:ARG:HB2	1.89	0.72
1:1:1164:G:N2	1:1:1335:C:O2	2.20	0.72
1:1:305:U:C5	1:1:2776:C:H1'	2.25	0.72
1:1:3317:U:H1'	85:1:3997:LLL:H222	1.70	0.72
45:6:1297:G:N2	45:6:1300:A:OP2	2.23	0.72
8:L6:43:LEU:HD11	8:L6:85:ILE:HG13	1.78	0.72
25:N4:23:ARG:HG2	25:N4:24:GLY:H	1.77	0.72
35:O4:82:ALA:O	35:O4:85:VAL:N	3.53	0.72
54:S8:106:ALA:HB2	54:S8:165:LEU:HG	1.71	0.72
59:C3:99:ARG:NH2	59:C3:119:GLU:OE1	2.22	0.72
9:L7:110:ARG:NH2	1:5:1364:C:OP1	223.33	0.72
29:N8:21:ARG:NH1	1:5:1369:A:OP1	183.28	0.72
37:O6:74:LYS:HD2	37:O6:80:PHE:HD2	1.54	0.72
38:O7:17:THR:HG22	38:O7:18:LEU:H	1.55	0.72
45:2:67:A:N6	45:2:83:G:O2'	2.21	0.72
45:6:1595:U:H3	45:6:1600:A:H2	1.34	0.72
52:S6:153:VAL:HG13	52:S6:156:PHE:HB2	1.72	0.72
1:1:2704:A:OP2	87:1:4158:HOH:O	2.07	0.72
5:L3:53:MET:HE3	1:5:3048:A:H5'	234.03	0.72
45:2:1544:U:OP1	64:C8:136:GLN:NE2	2.23	0.72
1:1:1168:U:H1'	9:L7:209:ASN:HD22	1.55	0.72
24:N3:47:ASN:ND2	87:N3:302:HOH:O	2.22	0.72
35:O4:79:SER:HB3	35:O4:80:ARG:HE	2.74	0.72
45:6:1207:C:H42	45:6:1456:C:H5	1.37	0.72
66:D0:106:ILE:HG23	66:D0:107:THR:H	2.61	0.72
5:L3:169:THR:HG23	5:L3:171:LEU:H	1.55	0.72
11:L9:171:ASP:OD2	11:L9:173:ARG:NH1	2.29	0.72
37:O6:35:ASN:HA	37:O6:38:LYS:HB2	2.71	0.72
46:S0:206:ASP:OD1	46:S0:206:ASP:N	2.21	0.72

Continued on next page...

Continued from previous page...

Atom-1	Atom-2	Interatomic distance (Å)	Clash overlap (Å)
51:S5:110:ALA:HA	51:S5:113:ILE:HD12	3.37	0.72
1:5:3155:U:O2'	1:5:3156:U:H5''	1.90	0.72
45:6:1081:A:H2	45:6:1082:C:H41	1.38	0.72
72:D6:36:ILE:HD12	72:D6:36:ILE:H	3.95	0.72
75:D9:5:ASN:N	75:D9:7:TRP:HE1	5.07	0.72
22:N1:124:VAL:HG12	22:N1:125:ALA:H	3.69	0.72
54:S8:137:LYS:H	54:S8:137:LYS:HD2	1.55	0.72
1:1:2969:A:N7	4:L2:215:ASN:ND2	2.38	0.72
30:N9:50:THR:HB	1:5:1073:U:H1'	206.41	0.72
45:6:1662:G:O6	85:6:2171:LLL:N21	2.23	0.72
45:6:947:U:H2'	45:6:948:G:H8	1.52	0.72
2:7:75:G:H5''	2:7:76:A:H5''	1.72	0.72
56:C0:54:TYR:HB3	56:C0:72:GLY:HA2	2.64	0.72
58:C2:61:VAL:HG13	58:C2:121:VAL:HG23	2.25	0.72
2:3:101:G:OP2	21:N0:52:LYS:NZ	2.23	0.72
23:N2:50:LEU:HB2	23:N2:54:VAL:HG22	1.72	0.72
1:1:838:G:O6	44:Q3:4:ARG:NH2	2.23	0.71
45:6:67:A:O2'	45:6:69:G:OP1	2.06	0.71
9:L7:29:GLU:HA	9:L7:32:ALA:HB3	1.70	0.71
79:SM:49:LYS:NZ	1:5:1020:G:OP1	335.98	0.71
1:1:1724:U:H4'	1:1:1725:C:OP1	1.89	0.71
45:2:1433:G:N2	75:D9:45:GLU:OE2	2.22	0.71
61:C5:85:ILE:HG22	61:C5:112:LEU:HD23	1.69	0.71
68:D2:56:HIS:O	45:6:861:U:O2'	354.14	0.71
1:1:3272:C:OP2	8:L6:78:ARG:NH1	2.22	0.71
9:L7:158:LYS:HE3	9:L7:159:GLN:H	1.56	0.71
10:L8:152:LEU:HD12	10:L8:198:ALA:HB3	1.71	0.71
24:N3:87:ARG:HH22	24:N3:137:VAL:HG22	1.56	0.71
26:N5:68:THR:HG21	36:O5:36:LEU:HD13	2.07	0.71
44:Q3:46:THR:HB	44:Q3:58:SER:HB2	1.72	0.71
17:M6:15:LEU:HD21	17:M6:125:ARG:HG3	1.73	0.71
55:S9:150:LEU:O	55:S9:153:GLU:N	2.22	0.71
78:SR:89:LEU:HB2	78:SR:103:PHE:HB2	1.72	0.71
73:D7:28:PRO:HB3	45:6:959:U:H5'	348.48	0.71
77:E1:120:GLU:HA	77:E1:131:PHE:HA	1.70	0.71
7:L5:178:ASN:HA	7:L5:183:TRP:CD1	3.18	0.71
37:O6:70:ARG:HG3	37:O6:87:VAL:HG21	3.09	0.71
48:S2:140:ARG:NH1	67:D1:10:GLU:OE1	6.57	0.71
1:1:1222:G:HO2'	1:1:1285:G:H1	1.36	0.71
45:2:1559:A:H5''	64:C8:135:GLY:HA3	1.73	0.71
2:3:72:A:O2'	2:3:74:C:OP1	2.07	0.71

Continued on next page...

Continued from previous page...

Atom-1	Atom-2	Interatomic distance (Å)	Clash overlap (Å)
45:6:280:U:O2'	45:6:281:G:OP2	2.05	0.71
1:1:2895:G:O2'	41:Q0:100:TYR:O	2.07	0.71
51:S5:120:ILE:HG12	71:D5:100:ILE:HD11	1.72	0.71
1:5:2572:C:O2'	1:5:2573:G:O4'	2.09	0.71
37:O6:29:LYS:O	1:5:266:A:N6	99.21	0.71
85:5:4153:LLL:H322	85:5:4153:LLL:H412	1.56	0.71
45:6:445:A:H61	45:6:462:G:H1'	1.54	0.71
52:S6:160:ARG:NH2	45:6:68:A:OP1	344.13	0.71
10:L8:100:GLU:OE2	10:L8:108:ARG:NH1	2.23	0.71
48:S2:148:LEU:HA	67:D1:4:ASP:HB2	2.38	0.71
50:S4:185:GLY:H	50:S4:189:LEU:HD13	1.54	0.71
52:S6:114:VAL:HG12	52:S6:115:LYS:HD3	1.71	0.71
74:D8:12:VAL:HG22	74:D8:28:VAL:HG11	1.73	0.71
14:M3:157:ARG:HG2	14:M3:158:ALA:H	1.56	0.71
47:S1:198:GLU:HA	47:S1:201:THR:HB	1.73	0.71
47:S1:70:LEU:HB3	47:S1:79:HIS:HB3	5.38	0.71
48:S2:56:ILE:HG23	48:S2:61:LEU:HB2	1.73	0.71
50:S4:159:THR:HB	50:S4:227:VAL:HG23	1.72	0.71
45:2:1488:G:H3'	45:2:1515:A:H61	1.55	0.71
10:L8:157:VAL:HG21	10:L8:163:VAL:HG21	3.62	0.71
1:1:291:C:H5''	16:M5:68:ARG:HH12	1.54	0.71
54:S8:62:THR:HA	54:S8:76:THR:O	2.52	0.71
45:2:207:U:O2	54:S8:178:ARG:NH1	2.22	0.71
1:5:2818:U:C6	1:5:2818:U:H5'	2.25	0.71
1:5:3153:U:O2'	1:5:3154:C:O4'	2.07	0.71
45:6:454:U:H5''	45:6:455:C:C5	2.24	0.71
62:C6:55:VAL:HG22	62:C6:59:LYS:HE3	1.73	0.71
6:L4:141:ARG:HB3	6:L4:176:SER:HB2	4.23	0.71
1:1:73:C:N3	14:M3:59:ARG:NH1	2.38	0.71
47:S1:104:ASP:OD1	47:S1:214:LYS:NZ	2.21	0.71
1:1:817:A:OP1	87:1:4159:HOH:O	2.09	0.71
22:N1:57:TYR:OH	1:5:2724:U:OP1	223.25	0.71
1:5:2836:C:H5	1:5:2852:C:N4	1.89	0.71
1:5:835:G:O2'	1:5:857:G:N2	2.21	0.71
19:M8:8:LYS:NZ	1:5:971:G:OP1	197.44	0.71
45:6:1542:G:N2	45:6:1569:A:OP2	2.22	0.71
65:C9:86:ARG:HB2	65:C9:89:ARG:HB2	1.73	0.71
72:D6:10:ARG:HB2	72:D6:34:LYS:HG2	2.63	0.71
77:E1:138:ARG:HE	77:E1:149:LYS:HD3	1.56	0.71
24:N3:47:ASN:ND2	87:N3:301:HOH:O	2.19	0.71
4:L2:178:PRO:HD2	44:Q3:26:VAL:HG23	2.07	0.71

Continued on next page...

Continued from previous page...

Atom-1	Atom-2	Interatomic distance (Å)	Clash overlap (Å)
9:L7:241:LYS:NZ	1:5:576:C:OP1	275.73	0.70
50:S4:45:ILE:HD12	50:S4:61:VAL:HG21	1.73	0.70
52:S6:135:PRO:HB2	52:S6:141:ILE:HG12	1.73	0.70
1:1:2213:A:H2'	1:1:2214:A:C8	2.26	0.70
45:2:752:A:H5'	50:S4:219:VAL:HG23	1.71	0.70
11:L9:9:GLN:HG2	11:L9:52:LEU:HD21	1.72	0.70
16:M5:106:VAL:HG11	16:M5:132:VAL:HG21	1.72	0.70
22:N1:132:PRO:O	22:N1:134:GLN:NE2	2.25	0.70
1:1:2527:G:H1	1:1:2583:C:H42	1.40	0.70
1:5:2537:U:O2'	1:5:2538:U:O4'	2.10	0.70
14:M3:74:GLY:O	14:M3:101:ARG:NH1	2.24	0.70
1:5:2156:C:O2	1:5:2180:G:N2	2.15	0.70
45:6:320:U:H1'	45:6:321:C:H5''	1.71	0.70
85:8:221:LLL:H122	85:8:221:LLL:H13	1.56	0.70
64:C8:126:ARG:HH21	64:C8:131:LEU:HB3	2.47	0.70
68:D2:70:ASN:ND2	68:D2:130:TYR:O	2.21	0.70
53:S7:133:THR:HG22	53:S7:155:ASP:HB3	1.72	0.70
55:S9:102:GLU:HA	55:S9:105:LEU:HB2	2.43	0.70
55:S9:129:ILE:HG23	55:S9:134:ILE:HD11	1.74	0.70
1:5:1523:U:OP2	1:5:1604:G:O2'	2.10	0.70
11:L9:150:SER:HB3	11:L9:153:ASP:HB2	1.74	0.70
16:M5:114:ARG:HG3	16:M5:151:ILE:HG12	5.54	0.70
22:N1:8:ARG:O	22:N1:11:THR:OG1	2.81	0.70
51:S5:116:HIS:NE2	71:D5:95:HIS:HE1	1.89	0.70
45:2:888:U:H1'	60:C4:126:THR:HG21	1.72	0.70
1:5:1877:U:H5''	1:5:1878:G:H5'	1.72	0.70
18:M7:26:PHE:HE1	18:M7:120:ASN:HA	2.79	0.70
36:O5:21:LEU:HD22	36:O5:25:LYS:HE3	1.79	0.70
47:S1:100:PHE:HB2	47:S1:181:LEU:HD12	1.73	0.70
45:2:151:G:O6	70:D4:124:ARG:NH2	2.25	0.70
1:5:2868:U:OP1	87:5:4251:HOH:O	2.10	0.70
8:L6:85:ILE:HG23	34:O3:107:ILE:HG21	2.74	0.70
1:1:1447:G:H3'	18:M7:67:ILE:HD11	1.72	0.70
28:N7:25:ILE:HA	28:N7:43:VAL:HG12	2.32	0.70
45:2:1300:A:OP1	48:S2:99:LYS:NZ	2.22	0.70
1:1:1940:G:H21	1:1:3362:A:H8	1.37	0.70
85:1:3990:LLL:H312	85:1:3990:LLL:H322	1.57	0.70
45:2:656:G:O2'	45:2:657:U:O4'	2.08	0.70
1:5:3241:G:H2'	1:5:3245:A:C8	2.27	0.70
48:S2:164:SER:HB3	45:6:1086:A:H5'	370.22	0.70
65:C9:68:ARG:NH1	45:6:1521:G:O6	414.34	0.70

Continued on next page...

Continued from previous page...

Atom-1	Atom-2	Interatomic distance (Å)	Clash overlap (Å)
2:7:85:G:OP1	87:7:303:HOH:O	2.10	0.70
68:D2:8:ALA:HB2	68:D2:74:VAL:HG11	1.80	0.70
4:L2:2:GLY:N	1:5:2415:C:OP1	182.01	0.70
5:L3:81:THR:HG22	5:L3:321:PHE:HA	4.79	0.70
50:S4:246:LEU:HD13	50:S4:251:GLU:HG2	2.66	0.70
1:1:2818:U:H6	1:1:2818:U:H5'	1.55	0.70
45:2:1325:A:OP2	63:C7:11:ARG:NH1	2.25	0.70
45:2:1202:A:H61	45:2:1457:C:H5''	1.56	0.70
45:2:1756:A:OP1	45:2:1756:A:C6	2.44	0.70
1:5:3291:G:H2'	1:5:3292:A:C8	2.27	0.70
63:C7:99:VAL:HG13	63:C7:118:PRO:HB2	1.74	0.70
5:L3:347:SER:HB2	5:L3:350:ALA:H	2.64	0.70
6:L4:179:LEU:HD22	6:L4:183:LYS:HG2	2.74	0.70
9:L7:222:HIS:CE1	9:L7:224:ILE:HD12	3.11	0.70
12:M0:28:ASP:N	12:M0:28:ASP:OD2	4.58	0.70
1:1:1420:C:OP2	6:L4:193:LYS:NZ	2.24	0.70
45:2:1592:A:H2'	45:2:1593:A:C8	2.27	0.70
1:5:1329:U:O2'	1:5:1330:A:OP1	2.10	0.70
1:5:959:C:OP1	87:5:4263:HOH:O	2.09	0.70
11:L9:20:ILE:HD13	11:L9:45:PHE:HD1	1.56	0.70
11:L9:48:VAL:HG13	11:L9:52:LEU:HB3	2.10	0.70
48:S2:88:LYS:HG2	48:S2:89:GLN:H	3.07	0.70
53:S7:64:VAL:HG22	53:S7:94:ALA:HB1	3.69	0.70
1:1:209:A:H4'	1:1:211:A:C8	2.26	0.69
45:2:1229:G:O2'	45:2:1255:G:N2	2.24	0.69
47:S1:146:GLN:NE2	45:6:1065:A:N3	342.55	0.69
1:1:2688:U:OP1	7:L5:12:TYR:OH	2.09	0.69
14:M3:127:PRO:HG2	14:M3:131:LYS:HD2	1.72	0.69
46:S0:15:GLN:HG2	63:C7:100:LEU:HD11	1.74	0.69
51:S5:42:LEU:HB3	51:S5:46:TRP:O	1.91	0.69
1:1:2503:G:H1'	1:1:2504:U:H5	1.57	0.69
1:1:3275:U:H3'	1:1:3276:G:H5''	1.74	0.69
6:L4:287:THR:O	6:L4:291:ASN:ND2	5.25	0.69
11:L9:171:ASP:OD1	11:L9:173:ARG:HG3	1.92	0.69
24:N3:54:LEU:HD21	24:N3:119:GLY:HA3	1.73	0.69
1:1:138:U:H2'	1:1:139:G:C8	2.27	0.69
1:5:2329:C:OP1	87:5:4262:HOH:O	2.10	0.69
16:M5:125:SER:HB3	1:5:2433:U:H1'	158.95	0.69
21:N0:52:LYS:NZ	2:7:100:C:OP2	281.59	0.69
64:C8:136:GLN:NE2	45:6:1544:U:OP1	354.53	0.69
11:L9:20:ILE:HD13	11:L9:45:PHE:CD1	2.27	0.69

Continued on next page...

Continued from previous page...

Atom-1	Atom-2	Interatomic distance (Å)	Clash overlap (Å)
39:O8:31:LEU:HA	39:O8:37:PRO:HA	1.74	0.69
47:S1:36:SER:HB2	47:S1:231:LEU:HD22	1.74	0.69
45:2:333:A:OP1	54:S8:31:ARG:NH2	2.24	0.69
1:1:718:G:C2	1:1:721:G:H1'	2.27	0.69
45:2:1274:C:H41	79:SM:96:ARG:H	1.41	0.69
1:1:912:G:OP2	4:L2:9:ARG:NH1	2.26	0.69
18:M7:179:GLN:HA	18:M7:182:ILE:HB	1.74	0.69
39:O8:24:THR:HG23	39:O8:44:LYS:HB2	1.74	0.69
46:S0:157:ASP:OD1	46:S0:157:ASP:N	3.69	0.69
52:S6:70:PRO:O	52:S6:98:ARG:NH1	2.26	0.69
1:1:3174:A:H2'	1:1:3175:U:H5'	1.73	0.69
45:2:652:G:O6	45:2:682:C:N4	2.26	0.69
1:5:501:A:H2'	1:5:502:U:H6	1.56	0.69
45:6:1305:U:OP2	45:6:1306:C:N4	2.25	0.69
70:D4:131:ARG:NH2	45:6:153:G:OP2	319.34	0.69
61:C5:33:PHE:O	61:C5:36:LEU:HD23	2.45	0.69
36:O5:31:LEU:HD13	36:O5:47:VAL:HG11	1.74	0.69
45:2:122:U:H5''	50:S4:77:ARG:HH21	1.58	0.69
1:5:2416:U:OP1	87:5:4264:HOH:O	2.10	0.69
1:5:816:A:H5'	1:5:906:A:N6	2.08	0.69
60:C4:38:THR:HG21	45:6:895:G:H21	263.12	0.69
45:6:985:G:OP1	85:6:2168:LLL:O23	2.08	0.69
2:7:77:G:N2	2:7:102:A:OP2	2.19	0.69
14:M3:64:LYS:HG3	29:N8:69:TRP:CG	2.52	0.69
35:O4:8:ARG:HH21	35:O4:31:ARG:HD2	2.00	0.69
54:S8:76:THR:HG22	54:S8:108:PRO:HG2	1.73	0.69
1:1:2207:A:H2'	1:1:2208:A:H5'	1.74	0.69
45:6:1338:C:H1'	45:6:1410:A:C4	2.27	0.69
45:6:1457:C:OP1	87:6:2224:HOH:O	2.11	0.69
68:D2:104:LEU:HA	68:D2:126:LEU:HB2	1.74	0.69
35:O4:41:ARG:O	35:O4:43:LYS:NZ	2.25	0.69
36:O5:78:LYS:HA	36:O5:81:ARG:HD2	2.06	0.69
47:S1:85:LYS:HB3	47:S1:101:HIS:HB3	1.74	0.69
54:S8:84:HIS:O	57:C1:11:ARG:NH2	4.28	0.69
55:S9:60:LEU:HD21	55:S9:93:LEU:HD11	1.74	0.69
37:O6:25:LYS:HB3	1:5:156:G:OP2	88.12	0.69
77:E1:126:CYS:HB3	77:E1:130:VAL:HG11	1.75	0.69
5:L3:4:ARG:HG3	5:L3:4:ARG:HH11	3.37	0.69
12:M0:72:ALA:HB2	12:M0:155:ALA:HB2	1.75	0.69
18:M7:111:LYS:HE2	18:M7:152:GLU:HB3	5.48	0.69
1:1:1433:A:N3	33:O2:27:ARG:NH1	2.41	0.69

Continued on next page...

Continued from previous page...

Atom-1	Atom-2	Interatomic distance (Å)	Clash overlap (Å)
55:S9:23:ARG:NH1	55:S9:27:GLU:OE2	2.98	0.69
45:2:1546:G:OP1	64:C8:123:ARG:NH1	2.25	0.69
45:2:1585:U:H3	45:2:1611:A:H2	1.39	0.69
38:O7:72:ARG:NH1	3:8:95:G:OP2	51.50	0.69
58:C2:63:VAL:HG21	58:C2:94:ALA:HA	1.75	0.69
6:L4:53:SER:HB3	6:L4:56:ALA:HB2	1.75	0.69
1:1:2528:G:O3'	10:L8:248:LYS:NZ	2.25	0.69
51:S5:44:ASN:O	51:S5:45:LYS:NZ	2.16	0.69
52:S6:57:ASP:HA	52:S6:106:LEU:HA	1.77	0.69
45:2:1756:A:O2'	45:2:1757:G:P	2.50	0.69
1:5:875:G:OP2	87:5:4265:HOH:O	2.10	0.69
45:6:104:A:OP2	45:6:308:C:N4	2.26	0.69
9:L7:139:PRO:HA	9:L7:237:ASN:HD21	1.58	0.69
44:Q3:59:CYS:SG	44:Q3:60:CYS:N	3.37	0.69
1:1:39:A:H5''	29:N8:35:ALA:HB2	1.73	0.69
1:1:946:U:H2'	1:1:947:G:H8	1.57	0.69
45:2:1236:A:O4'	77:E1:138:ARG:NH2	2.26	0.69
45:2:833:U:H5'	45:2:834:G:H5''	1.75	0.69
45:2:895:G:H1	45:2:917:U:H3	1.41	0.69
1:5:1049:C:H2'	1:5:1050:U:H6	1.58	0.69
16:M5:169:LYS:NZ	1:5:64:G:OP2	97.27	0.69
45:6:1353:U:H2'	45:6:1354:G:H5''	1.75	0.69
45:6:1413:U:H4'	45:6:1414:U:OP2	1.93	0.69
45:2:1414:U:OP1	63:C7:2:GLY:N	2.26	0.69
68:D2:83:ILE:HG12	68:D2:122:SER:HB2	1.74	0.69
77:E1:144:CYS:HB3	77:E1:147:VAL:HB	1.74	0.69
15:M4:72:LEU:HD22	15:M4:73:PRO:HD2	1.85	0.69
25:N4:46:PRO:HB2	25:N4:54:LEU:HD23	2.82	0.69
1:1:1820:U:O2'	1:1:1821:U:OP2	2.11	0.68
1:5:2800:G:OP2	87:5:4263:HOH:O	2.09	0.68
10:L8:241:LYS:HD3	1:5:2586:G:C8	184.15	0.68
27:N6:73:VAL:HA	27:N6:80:VAL:HG23	3.28	0.68
52:S6:139:ASN:HA	52:S6:142:ARG:HB2	1.74	0.68
1:1:3170:A:H61	1:1:3280:U:H3	1.42	0.68
45:2:1755:A:H2	45:2:1756:A:H4'	1.55	0.68
1:5:2759:U:H5''	1:5:2760:C:H5'	1.73	0.68
77:E1:92:LYS:HG2	77:E1:93:HIS:H	3.95	0.68
18:M7:19:GLY:HA3	18:M7:22:LEU:HD11	2.21	0.68
1:1:64:G:N7	87:1:4182:HOH:O	2.24	0.68
1:5:2204:C:O2'	1:5:2205:U:OP1	2.12	0.68
45:6:1073:G:H2'	45:6:1074:G:H5''	1.75	0.68

Continued on next page...

Continued from previous page...

Atom-1	Atom-2	Interatomic distance (Å)	Clash overlap (Å)
45:6:707:A:H2'	45:6:708:C:H5''	1.74	0.68
14:M3:164:GLU:O	29:N8:139:ARG:NH2	5.65	0.68
18:M7:171:ARG:HD3	18:M7:171:ARG:H	1.58	0.68
19:M8:122:ILE:HG23	19:M8:126:GLN:HB2	1.80	0.68
21:N0:67:ALA:O	21:N0:68:HIS:ND1	2.27	0.68
28:N7:135:ARG:NH1	1:5:1807:G:H5'	193.01	0.68
47:S1:136:ARG:HB3	47:S1:216:LYS:HB2	4.93	0.68
51:S5:51:VAL:HG11	51:S5:130:ILE:HD11	1.75	0.68
53:S7:112:ARG:NH2	53:S7:117:THR:OG1	2.25	0.68
45:2:1000:C:N4	45:2:1003:A:OP2	2.21	0.68
45:2:887:A:H1'	60:C4:122:PRO:HB3	1.74	0.68
40:O9:2:ALA:N	1:5:1493:G:O6	121.56	0.68
60:C4:107:ARG:NH2	72:D6:52:ASP:OD2	2.26	0.68
47:S1:105:PHE:HB3	47:S1:110:LEU:HD11	1.76	0.68
52:S6:163:THR:HA	52:S6:168:THR:HA	1.76	0.68
1:1:1539:A:OP2	87:1:4160:HOH:O	2.11	0.68
45:2:1101:G:H5''	68:D2:76:SER:HB2	1.76	0.68
1:5:706:A:N6	87:5:4286:HOH:O	2.26	0.68
62:C6:38:LEU:O	62:C6:45:ARG:NE	2.26	0.68
68:D2:55:ASP:HB2	68:D2:57:ARG:HH11	1.58	0.68
73:D7:18:LYS:O	73:D7:29:ARG:NH2	2.26	0.68
46:S0:7:PHE:HZ	67:D1:43:GLY:HA2	3.83	0.68
48:S2:53:ILE:HD12	48:S2:53:ILE:H	4.15	0.68
50:S4:246:LEU:H	50:S4:246:LEU:HD12	1.58	0.68
78:SR:167:VAL:HG23	78:SR:183:LEU:HB2	5.22	0.68
45:2:407:A:O2'	45:2:1671:A:N3	2.26	0.68
45:2:818:C:N4	45:2:819:G:O6	2.27	0.68
45:6:238:U:O2'	45:6:239:C:OP2	2.10	0.68
65:C9:15:ILE:HD13	65:C9:60:SER:HA	1.83	0.68
4:L2:3:ARG:HB2	4:L2:207:VAL:HG22	1.73	0.68
18:M7:62:ARG:NH1	1:5:412:G:OP1	160.20	0.68
19:M8:73:GLN:HB2	19:M8:76:ALA:HB2	2.49	0.68
46:S0:200:ASP:HA	46:S0:203:PHE:CD2	3.94	0.68
46:S0:89:PHE:O	46:S0:93:THR:OG1	2.75	0.68
48:S2:225:LEU:HD13	68:D2:68:ARG:HA	3.12	0.68
52:S6:33:GLY:HA2	52:S6:51:LYS:HE2	1.75	0.68
1:1:1096:U:H5	22:N1:116:ARG:HH12	1.40	0.68
45:2:741:C:O2	53:S7:107:ARG:NH1	2.26	0.68
45:2:812:A:H62	45:2:858:G:H2'	1.58	0.68
1:5:2098:C:O2'	1:5:2099:A:O5'	2.11	0.68
45:6:482:U:O4	45:6:505:A:N6	2.16	0.68

Continued on next page...

Continued from previous page...

Atom-1	Atom-2	Interatomic distance (Å)	Clash overlap (Å)
6:L4:138:ARG:HH21	6:L4:240:PRO:HB2	1.59	0.68
7:L5:294:ALA:HB2	12:M0:217:PHE:HB3	1.76	0.68
8:L6:51:ARG:NH1	15:M4:114:ASP:OD2	2.26	0.68
32:O1:55:LEU:HB2	32:O1:95:PRO:HD3	1.75	0.68
33:O2:96:ILE:HD13	33:O2:105:ARG:HG2	3.28	0.68
36:O5:101:THR:HB	36:O5:104:GLN:HB2	1.75	0.68
54:S8:165:LEU:HB3	54:S8:183:ILE:HD13	3.63	0.68
63:C7:33:ARG:HH22	78:SR:85:TRP:HB3	2.11	0.68
1:5:2970:C:H2'	1:5:2971:A:C8	2.29	0.68
25:N4:34:SER:OG	1:5:3085:G:OP1	226.98	0.68
45:6:1542:G:N2	45:6:1568:C:H1'	2.09	0.68
45:6:228:G:H1	45:6:236:A:H61	1.40	0.68
5:L3:41:VAL:HA	5:L3:185:GLY:CA	2.53	0.68
6:L4:198:ARG:HH11	27:N6:12:ARG:HH12	3.68	0.68
6:L4:361:HIS:O	21:N0:28:ARG:NH2	2.57	0.68
15:M4:113:THR:HG22	15:M4:116:GLU:HG3	1.96	0.68
59:C3:56:ASP:OD1	73:D7:52:THR:OG1	2.12	0.68
61:C5:15:HIS:H	61:C5:22:LEU:HD12	5.37	0.68
12:M0:101:LYS:HG2	12:M0:121:LYS:HG3	7.46	0.68
32:O1:72:ARG:NH1	32:O1:105:GLN:O	2.35	0.68
47:S1:30:PHE:HB3	47:S1:96:LEU:CD1	4.37	0.68
51:S5:109:LYS:HG2	51:S5:113:ILE:HD11	4.23	0.68
1:1:1722:U:OP1	20:M9:100:ARG:HD3	1.94	0.68
1:1:617:G:H4'	18:M7:171:ARG:NH1	2.08	0.68
45:2:1062:A:H2'	45:2:1063:U:O4'	1.93	0.68
1:5:582:G:O6	85:5:4172:LLL:N12	2.24	0.68
57:C1:133:LYS:NZ	45:6:324:U:OP1	292.52	0.68
45:6:338:C:H2'	45:6:339:C:H6	1.59	0.68
62:C6:83:GLN:HE22	62:C6:119:ALA:HA	1.82	0.68
17:M6:79:ILE:HG21	17:M6:138:LEU:HD11	2.03	0.68
28:N7:83:THR:HG22	28:N7:85:TYR:H	3.34	0.68
29:N8:13:GLY:HA2	1:5:943:U:H3'	163.88	0.68
45:2:1601:G:H22	65:C9:88:VAL:HG22	1.59	0.67
45:2:614:C:OP2	69:D3:5:LYS:NZ	2.27	0.67
1:5:1578:C:H2'	1:5:1579:C:H5'	1.75	0.67
20:M9:38:ARG:NH2	1:5:1603:A:OP1	111.63	0.67
1:5:2335:G:N7	87:5:4291:HOH:O	2.27	0.67
14:M3:39:ARG:NH2	1:5:686:G:OP2	74.73	0.67
57:C1:99:ARG:NH1	69:D3:7:ARG:O	2.26	0.67
12:M0:45:GLU:O	12:M0:47:PRO:HD3	2.65	0.67
30:N9:22:LYS:N	30:N9:22:LYS:HD2	4.65	0.67

Continued on next page...

Continued from previous page...

Atom-1	Atom-2	Interatomic distance (Å)	Clash overlap (Å)
50:S4:92:LEU:HB2	50:S4:95:THR:HG22	5.70	0.67
52:S6:211:LEU:HA	52:S6:214:LYS:HE2	6.98	0.67
45:2:1600:A:H4'	45:2:1601:G:OP1	1.94	0.67
1:5:1580:A:H5'	1:5:2522:G:N2	2.05	0.67
45:6:252:U:H2'	45:6:253:A:H8	1.59	0.67
2:7:3:U:H2'	2:7:4:U:H6	1.58	0.67
73:D7:34:ASP:HB3	73:D7:43:ILE:HD12	1.76	0.67
8:L6:129:GLU:N	8:L6:129:GLU:OE1	2.27	0.67
1:1:2294:U:OP2	24:N3:71:LYS:HE2	1.93	0.67
35:O4:41:ARG:HG2	35:O4:56:THR:HG21	1.76	0.67
40:O9:10:LYS:HA	40:O9:13:MET:HE3	1.76	0.67
1:1:2261:G:O2'	1:1:2263:C:N4	2.27	0.67
1:5:900:G:H1'	1:5:1589:A:N6	2.09	0.67
57:C1:78:THR:HA	57:C1:84:ILE:HG22	1.80	0.67
60:C4:85:ALA:H	60:C4:119:THR:HB	2.47	0.67
14:M3:8:PRO:HD3	19:M8:164:ARG:HB3	2.44	0.67
19:M8:54:LEU:HB3	19:M8:58:ASN:HB2	1.76	0.67
28:N7:135:ARG:HH21	28:N7:135:ARG:HB3	2.43	0.67
28:N7:10:VAL:HG22	28:N7:24:VAL:HG12	1.76	0.67
36:O5:76:GLN:O	36:O5:81:ARG:NH1	3.20	0.67
47:S1:176:VAL:HG22	47:S1:184:LEU:HD11	2.71	0.67
47:S1:58:SER:O	47:S1:62:LYS:HD2	1.94	0.67
50:S4:196:VAL:HG12	50:S4:209:HIS:HB2	1.76	0.67
78:SR:13:LEU:HB2	78:SR:310:ILE:HB	1.77	0.67
1:1:2376:G:H2'	1:1:2377:G:C8	2.29	0.67
69:D3:125:VAL:HG12	69:D3:126:LYS:HG3	1.76	0.67
71:D5:59:TYR:HE2	71:D5:61:SER:HB3	1.59	0.67
5:L3:37:ARG:O	5:L3:186:GLY:HA3	2.13	0.67
6:L4:3:ARG:HH21	6:L4:22:LEU:HD12	7.99	0.67
11:L9:34:LEU:HD21	11:L9:149:ASN:HB2	1.76	0.67
2:7:4:U:H2'	2:7:5:G:C8	2.30	0.67
62:C6:22:VAL:HG22	62:C6:65:ILE:HG23	3.43	0.67
7:L5:68:THR:HB	7:L5:71:GLY:O	2.35	0.67
31:O0:100:ILE:HG13	31:O0:101:LEU:HD22	5.51	0.67
78:SR:93:ASP:HB3	78:SR:96:THR:HG22	4.06	0.67
1:1:1808:G:OP2	28:N7:133:LYS:NZ	2.26	0.67
45:2:1433:G:O4'	75:D9:41:GLN:NE2	2.27	0.67
3:4:9:A:H2'	3:4:10:A:C8	2.30	0.67
45:6:1713:G:H2'	45:6:1714:A:C8	2.30	0.67
61:C5:103:ASN:HD21	79:SM:56:GLY:HA2	1.59	0.67
29:N8:34:MET:HB2	1:5:96:G:OP2	159.61	0.67

Continued on next page...

Continued from previous page...

Atom-1	Atom-2	Interatomic distance (Å)	Clash overlap (Å)
1:5:1496:C:OP1	87:5:4268:HOH:O	2.12	0.67
45:6:1535:U:H1'	45:6:1536:G:C2	2.30	0.67
59:C3:52:VAL:HG23	45:6:960:U:H1'	326.17	0.67
11:L9:90:MET:HA	11:L9:182:SER:H	1.58	0.67
12:M0:36:LEU:HD11	12:M0:87:LEU:HD12	6.19	0.67
17:M6:18:ARG:O	17:M6:22:VAL:HG12	3.70	0.67
1:1:1160:C:OP1	19:M8:2:GLY:N	2.27	0.67
1:1:412:G:OP1	18:M7:62:ARG:NH1	2.27	0.67
72:D6:4:LYS:HD3	72:D6:5:ARG:HH21	1.59	0.67
75:D9:4:GLU:OE2	75:D9:4:GLU:N	4.30	0.67
5:L3:211:GLN:NE2	5:L3:283:TYR:O	2.26	0.67
7:L5:258:LYS:O	7:L5:259:LYS:HB3	1.93	0.67
1:1:1095:U:N3	22:N1:127:GLN:HG2	2.10	0.67
27:N6:17:LYS:O	27:N6:21:THR:OG1	2.20	0.67
28:N7:17:ARG:NH2	1:5:1634:G:N7	194.92	0.67
53:S7:107:ARG:O	45:6:697:C:O2'	350.70	0.67
53:S7:14:THR:H	53:S7:17:GLU:HB2	1.96	0.67
78:SR:10:ARG:HG3	78:SR:314:GLN:HB2	6.57	0.67
1:1:1710:C:OP1	28:N7:15:ARG:NH1	2.28	0.67
20:M9:74:ARG:NH1	1:5:1942:U:OP2	209.10	0.67
1:5:2745:G:N2	1:5:2748:A:OP2	2.26	0.67
61:C5:51:SER:HB2	61:C5:53:PRO:HD3	6.68	0.67
75:D9:5:ASN:H	75:D9:7:TRP:HE1	5.03	0.67
10:L8:72:PRO:HG2	16:M5:18:VAL:HA	3.10	0.67
17:M6:25:LYS:NZ	1:5:1176:C:OP1	249.14	0.67
35:O4:82:ALA:O	35:O4:84:CYS:N	3.72	0.67
35:O4:9:ARG:HG2	35:O4:34:HIS:CE1	5.06	0.67
36:O5:118:ILE:HG22	36:O5:119:LYS:H	1.60	0.67
48:S2:35:TRP:HB3	48:S2:46:LYS:HE2	1.77	0.67
1:1:3182:G:OP1	17:M6:160:ARG:NH2	2.26	0.67
1:5:52:A:N3	1:5:811:U:O2'	2.28	0.67
1:1:2663:G:H5''	7:L5:152:ARG:HD3	1.77	0.67
8:L6:52:VAL:HA	8:L6:67:GLY:HA2	3.08	0.67
13:M1:34:SER:HB3	13:M1:67:VAL:HG11	1.76	0.67
24:N3:48:ARG:HH11	24:N3:48:ARG:HG3	2.12	0.67
48:S2:179:VAL:O	48:S2:198:THR:OG1	2.12	0.67
53:S7:138:LYS:O	53:S7:139:ARG:NE	2.92	0.67
1:5:655:C:H2'	1:5:656:A:H8	1.60	0.66
45:6:1394:G:H1	45:6:1404:C:H42	1.43	0.66
49:S3:75:LYS:HB3	56:C0:22:VAL:HB	3.64	0.66
58:C2:36:LEU:HD21	58:C2:43:ARG:HH12	4.54	0.66

Continued on next page...

Continued from previous page...

Atom-1	Atom-2	Interatomic distance (Å)	Clash overlap (Å)
8:L6:176:PHE:H	15:M4:117:ARG:HH22	4.67	0.66
15:M4:121:MET:HE3	1:5:3214:U:H2'	277.00	0.66
53:S7:49:ILE:HG13	53:S7:57:ALA:HB3	2.93	0.66
78:SR:171:SER:HG	78:SR:181:TRP:HE1	1.38	0.66
1:1:2771:U:O2'	1:1:2772:C:O4'	2.07	0.66
1:1:309:U:OP1	37:O6:84:LYS:NZ	2.17	0.66
1:1:3147:G:O2'	5:L3:104:THR:HG23	1.96	0.66
45:2:1533:C:H4'	45:2:1539:G:C6	2.30	0.66
45:6:103:A:H4'	45:6:104:A:H5'	1.77	0.66
45:6:107:C:H42	45:6:307:G:H1	1.41	0.66
4:L2:112:ILE:HG22	4:L2:135:ILE:HG12	6.50	0.66
6:L4:82:THR:HG23	6:L4:84:ARG:H	1.60	0.66
12:M0:31:ILE:HD12	12:M0:65:LEU:HB3	1.76	0.66
13:M1:143:ARG:NH2	2:7:5:G:OP1	292.23	0.66
27:N6:57:LEU:HD23	27:N6:67:GLU:HB3	1.76	0.66
28:N7:53:VAL:HA	28:N7:57:HIS:CD2	2.31	0.66
38:O7:28:HIS:CD2	38:O7:31:LYS:HE2	2.30	0.66
41:Q0:77:ILE:O	41:Q0:78:ILE:HG22	4.58	0.66
44:Q3:14:TYR:OH	44:Q3:30:GLU:OE2	2.12	0.66
55:S9:83:VAL:HA	55:S9:149:ARG:HA	2.30	0.66
78:SR:156:VAL:HA	78:SR:169:ILE:HG22	1.75	0.66
1:1:1427:U:OP2	29:N8:4:ARG:NH2	2.22	0.66
45:2:1588:G:H1	45:2:1608:U:H3	1.44	0.66
3:8:10:A:H2'	3:8:11:C:H6	1.60	0.66
59:C3:22:ALA:HB1	59:C3:23:PRO:HA	2.18	0.66
59:C3:63:ALA:HB3	59:C3:71:ILE:HD11	1.77	0.66
46:S0:142:PRO:HG3	67:D1:32:VAL:HG13	1.76	0.66
5:L3:320:ASP:N	5:L3:320:ASP:OD2	2.25	0.66
12:M0:171:TRP:O	12:M0:174:THR:HG22	1.93	0.66
1:1:1507:G:N7	18:M7:129:THR:HG23	2.11	0.66
18:M7:48:LEU:HB3	18:M7:88:VAL:HG13	1.78	0.66
31:O0:30:THR:HG22	31:O0:91:SER:HB3	2.31	0.66
38:O7:16:HIS:HB2	38:O7:25:ARG:O	2.60	0.66
45:2:514:G:H22	45:2:543:C:H5	1.42	0.66
1:5:1908:A:OP2	87:5:4269:HOH:O	2.13	0.66
1:5:975:C:H2'	1:5:976:U:H6	1.58	0.66
45:6:1207:C:N4	45:6:1456:C:H5	1.93	0.66
2:7:4:U:H2'	2:7:5:G:H8	1.60	0.66
9:L7:144:ILE:HD12	9:L7:189:ILE:HD12	2.81	0.66
27:N6:27:ARG:HA	27:N6:30:LEU:HD12	1.97	0.66
33:O2:41:VAL:HG12	33:O2:46:PHE:HB2	4.96	0.66

Continued on next page...

Continued from previous page...

Atom-1	Atom-2	Interatomic distance (Å)	Clash overlap (Å)
36:O5:89:ARG:HD2	3:8:38:U:C4	68.21	0.66
43:Q2:63:LYS:NZ	1:5:2761:G:N7	211.98	0.66
47:S1:27:LYS:HB3	47:S1:47:LEU:HD22	1.77	0.66
50:S4:249:ALA:O	50:S4:252:ARG:NH2	5.82	0.66
2:3:112:G:H2'	2:3:113:C:C6	2.30	0.66
12:M0:4:ARG:NH1	1:5:2828:G:O2'	263.50	0.66
75:D9:54:LYS:NZ	45:6:1420:C:OP1	404.66	0.66
70:D4:108:ARG:NH2	45:6:444:C:OP2	371.56	0.66
59:C3:124:ARG:NH2	45:6:967:A:OP2	317.23	0.66
62:C6:31:VAL:N	62:C6:34:SER:O	2.24	0.66
6:L4:16:THR:HG22	6:L4:18:ASN:H	1.61	0.66
8:L6:13:GLU:OE2	33:O2:90:LYS:N	2.68	0.66
22:N1:108:ARG:O	22:N1:112:ASN:HB2	3.31	0.66
55:S9:176:ASN:HA	55:S9:179:ARG:HG3	1.76	0.66
1:1:2137:U:OP2	1:1:2142:A:N6	2.28	0.66
1:5:101:G:OP2	1:5:101:G:N2	2.28	0.66
1:5:1235:U:H4'	1:5:1236:G:H5'	1.78	0.66
19:M8:144:ARG:HH12	1:5:976:U:H5'	177.58	0.66
11:L9:20:ILE:HB	15:M4:7:VAL:HG23	1.76	0.66
48:S2:170:ILE:HB	48:S2:197:TYR:HB2	2.01	0.66
50:S4:102:VAL:HG23	50:S4:182:TYR:HE1	2.99	0.66
53:S7:82:GLU:O	53:S7:86:GLN:NE2	2.26	0.66
78:SR:248:ASN:OD1	78:SR:249:ARG:N	2.28	0.66
1:1:3354:U:O4	54:S8:110:ARG:NH2	2.28	0.66
16:M5:69:GLY:O	1:5:290:G:H4'	144.34	0.66
1:5:3242:G:H5''	1:5:3245:A:H8	1.59	0.66
72:D6:5:ARG:NH2	45:6:1795:U:OP2	337.10	0.66
7:L5:58:LYS:HA	7:L5:93:THR:HB	1.77	0.66
1:1:3085:G:OP1	25:N4:34:SER:OG	2.12	0.66
48:S2:89:GLN:HA	48:S2:94:GLN:HA	3.40	0.66
1:1:1119:C:H2'	1:1:1120:A:C8	2.31	0.66
45:2:1783:C:H2'	45:2:1784:C:C6	2.30	0.66
19:M8:21:SER:OG	1:5:673:U:OP1	150.59	0.66
45:6:1171:A:H2'	45:6:1172:G:C8	2.31	0.66
45:6:1690:G:H1	45:6:1711:C:H42	1.44	0.66
5:L3:211:GLN:HE21	5:L3:284:ARG:HA	3.25	0.66
1:1:3369:G:N1	5:L3:380:MET:O	2.28	0.66
12:M0:14:ASN:O	12:M0:128:ARG:NH2	2.81	0.66
19:M8:100:THR:HG22	19:M8:120:GLU:HB3	3.11	0.66
45:6:25:C:HO2'	45:6:366:A:HO2'	1.44	0.66
45:6:680:U:O2'	45:6:682:C:OP2	2.13	0.66

Continued on next page...

Continued from previous page...

Atom-1	Atom-2	Interatomic distance (Å)	Clash overlap (Å)
45:6:755:A:H2'	45:6:756:A:C8	2.31	0.66
60:C4:30:VAL:HG13	60:C4:39:ILE:HG13	1.77	0.66
5:L3:292:ALA:HB1	5:L3:295:ALA:HB3	1.78	0.66
14:M3:94:GLY:HA3	36:O5:116:TYR:OH	1.96	0.66
22:N1:38:ASP:O	22:N1:64:VAL:HG12	1.96	0.66
8:L6:3:ALA:HB2	33:O2:77:ALA:HB2	1.78	0.66
47:S1:117:TRP:HE1	47:S1:152:ARG:HD3	1.60	0.66
1:1:853:G:N7	44:Q3:2:ALA:N	2.44	0.66
45:2:751:G:H2'	45:2:752:A:H8	1.61	0.66
1:5:3194:C:O2'	1:5:3195:U:O2	2.14	0.66
4:L2:29:LEU:HA	4:L2:76:PHE:HE1	1.60	0.66
7:L5:68:THR:HG22	7:L5:70:THR:N	2.49	0.66
21:N0:137:ARG:HG2	21:N0:139:TYR:CE1	2.30	0.66
34:O3:10:LYS:HB2	34:O3:33:GLU:HG3	1.76	0.66
78:SR:299:GLN:NE2	78:SR:315:VAL:O	2.29	0.66
45:2:734:A:H5'	45:2:735:C:OP1	1.96	0.65
45:2:791:A:H2'	45:2:792:U:H6	1.61	0.65
15:M4:77:ARG:NH2	1:5:524:U:OP1	341.47	0.65
67:D1:51:VAL:HG11	67:D1:78:LEU:HD21	2.81	0.65
44:Q3:73:THR:HG22	44:Q3:75:ALA:H	4.79	0.65
1:1:2960:C:H2'	1:1:2961:G:C8	2.31	0.65
1:5:1255:C:H2'	1:5:1256:G:H8	1.62	0.65
45:6:793:A:C3'	45:6:794:U:H5'	2.26	0.65
62:C6:93:HIS:HA	62:C6:97:VAL:HG12	2.33	0.65
64:C8:146:ALA:N	79:SM:68:ARG:HH22	1.94	0.65
64:C8:30:TYR:HE2	64:C8:40:ARG:HH11	1.48	0.65
6:L4:29:PRO:HG3	6:L4:279:HIS:CD2	2.62	0.65
15:M4:19:ARG:HA	15:M4:69:THR:HG22	4.43	0.65
18:M7:54:HIS:O	18:M7:72:GLN:NE2	2.29	0.65
6:L4:300:ARG:NH2	19:M8:38:ARG:O	3.38	0.65
27:N6:2:ALA:N	1:5:213:A:OP1	82.04	0.65
33:O2:79:VAL:HG13	33:O2:111:ARG:HG2	2.22	0.65
46:S0:179:ARG:HD3	46:S0:183:ARG:HH11	1.61	0.65
45:2:885:G:OP1	47:S1:136:ARG:NH1	2.28	0.65
1:1:2870:C:OP1	87:1:4162:HOH:O	2.13	0.65
1:1:591:G:O6	87:1:4153:HOH:O	2.12	0.65
45:2:139:C:H4'	45:2:140:A:O5'	1.96	0.65
45:6:1080:U:O2'	45:6:1081:A:H5'	1.95	0.65
58:C2:124:LYS:O	58:C2:125:ASN:ND2	2.29	0.65
60:C4:85:ALA:H	60:C4:119:THR:HG22	1.61	0.65
63:C7:104:ASN:C	63:C7:106:THR:H	3.40	0.65

Continued on next page...

Continued from previous page...

Atom-1	Atom-2	Interatomic distance (Å)	Clash overlap (Å)
45:2:1559:A:C6	64:C8:134:ARG:HD2	2.32	0.65
66:D0:58:LEU:HD12	66:D0:88:LYS:HB3	1.79	0.65
5:L3:89:VAL:CG2	5:L3:195:ALA:HB1	2.21	0.65
11:L9:31:ARG:HH22	11:L9:188:THR:HG21	4.18	0.65
17:M6:74:ARG:O	17:M6:142:SER:OG	2.97	0.65
37:O6:60:LEU:HD12	37:O6:72:VAL:HG11	1.79	0.65
45:2:24:U:OP1	55:S9:10:LYS:NZ	2.28	0.65
1:1:1294:A:O2'	1:1:1295:G:H5''	1.96	0.65
1:1:507:U:H2'	1:1:508:U:H6	1.61	0.65
45:2:992:A:O2'	45:2:1785:U:O2	2.14	0.65
45:2:649:U:O2'	45:2:650:U:O5'	2.12	0.65
1:5:1497:C:OP2	87:5:4268:HOH:O	2.13	0.65
48:S2:54:GLU:HG3	67:D1:11:LEU:HD13	1.78	0.65
6:L4:327:LEU:HA	9:L7:166:ASN:HD21	1.68	0.65
40:O9:23:LEU:HD12	40:O9:28:ARG:HD3	3.24	0.65
46:S0:126:PRO:HG2	46:S0:152:PRO:HD2	1.78	0.65
1:1:1334:U:O2'	9:L7:151:ARG:NH2	2.26	0.65
1:1:437:G:H2'	1:1:438:A:O4'	1.97	0.65
45:2:1041:G:H2'	45:2:1042:G:C8	2.32	0.65
1:5:321:C:OP2	87:5:4270:HOH:O	2.14	0.65
85:5:4178:LLL:H322	85:5:4178:LLL:H11A	1.42	0.65
45:6:1230:A:H2'	45:6:1258:U:C5	2.31	0.65
45:6:1709:C:H2'	45:6:1710:U:C6	2.31	0.65
50:S4:155:LYS:NZ	45:6:244:A:OP1	345.39	0.65
57:C1:105:LYS:NZ	45:6:307:G:OP2	321.80	0.65
61:C5:87:PRO:HA	61:C5:90:ILE:HG13	1.77	0.65
64:C8:91:ASP:OD1	64:C8:92:ILE:N	2.22	0.65
68:D2:31:SER:OG	68:D2:34:ILE:N	2.24	0.65
7:L5:79:TYR:HB2	7:L5:81:HIS:CD2	2.76	0.65
13:M1:92:ARG:HG3	13:M1:173:ASP:HB2	1.78	0.65
15:M4:55:ARG:NH2	15:M4:76:ALA:O	2.32	0.65
11:L9:47:LYS:HZ2	15:M4:6:ILE:H	1.45	0.65
19:M8:57:ILE:HD11	19:M8:147:ARG:HD3	3.54	0.65
27:N6:3:LYS:HG3	27:N6:8:VAL:HB	1.79	0.65
28:N7:95:VAL:HG21	28:N7:113:VAL:HG11	1.76	0.65
36:O5:85:THR:HG22	36:O5:87:ALA:N	2.10	0.65
54:S8:147:ALA:C	54:S8:149:SER:H	1.98	0.65
58:C2:125:ASN:HA	79:SM:168:GLU:O	6.79	0.65
45:2:1755:A:N3	45:2:1756:A:H4'	2.10	0.65
45:2:520:A:H2'	45:2:521:A:C8	2.31	0.65
1:5:2798:C:OP1	87:5:4254:HOH:O	2.13	0.65

Continued on next page...

Continued from previous page...

Atom-1	Atom-2	Interatomic distance (Å)	Clash overlap (Å)
1:5:1331:U:OP1	85:5:4159:LLL:N21	2.30	0.65
19:M8:107:THR:HG21	1:5:676:G:H3'	136.82	0.65
49:S3:209:ILE:O	63:C7:20:TYR:OH	2.45	0.65
77:E1:133:ALA:O	77:E1:139:LEU:HA	1.97	0.65
5:L3:92:TYR:HE1	5:L3:159:ARG:HD2	2.15	0.65
9:L7:160:ARG:HD2	9:L7:203:TRP:CD1	2.88	0.65
11:L9:117:PHE:CZ	11:L9:165:CYS:HB3	3.38	0.65
46:S0:24:LEU:HD11	46:S0:41:ARG:HH22	4.33	0.65
48:S2:53:ILE:HG13	48:S2:72:LEU:HB3	3.59	0.65
55:S9:83:VAL:HG12	55:S9:149:ARG:HG2	3.73	0.65
1:1:155:G:H5''	1:1:156:G:C8	2.31	0.65
1:1:3230:G:H4'	15:M4:132:LYS:HD3	1.77	0.65
1:5:1631:C:H5''	1:5:1632:A:H5''	1.78	0.65
1:5:1778:G:H22	1:5:2101:C:N4	1.92	0.65
1:5:2697:A:H2'	1:5:2698:G:C8	2.32	0.65
22:N1:54:HIS:CD2	1:5:2724:U:H4'	229.63	0.65
1:5:222:A:N6	85:5:4171:LLL:O43	2.30	0.65
1:5:665:A:H2'	1:5:666:A:C8	2.32	0.65
45:6:1342:C:H2'	45:6:1343:U:H6	1.62	0.65
71:D5:85:LYS:HG3	71:D5:86:GLU:N	2.42	0.65
19:M8:176:ARG:NH1	29:N8:46:ASP:OD2	2.30	0.65
22:N1:11:THR:HG22	22:N1:14:MET:HE3	2.79	0.65
53:S7:69:GLY:HA2	53:S7:72:LYS:HE3	3.31	0.65
1:1:372:A:H2'	1:1:373:A:C8	2.32	0.65
45:2:73:U:H4'	45:2:74:U:OP1	1.95	0.65
45:2:932:U:O2	72:D6:32:LYS:NZ	2.27	0.65
45:6:274:G:H1	45:6:282:C:H42	1.45	0.65
53:S7:178:GLY:O	45:6:641:G:O2'	393.48	0.65
7:L5:60:ILE:HB	7:L5:80:SER:HB3	1.79	0.65
11:L9:161:LEU:O	11:L9:164:ILE:HG22	1.97	0.65
35:O4:67:LYS:HA	35:O4:70:LYS:HE2	1.79	0.65
46:S0:3:LEU:HB2	46:S0:7:PHE:HD1	5.25	0.65
45:2:1186:U:OP1	45:2:1456:C:O2'	2.15	0.65
1:5:498:A:O2'	1:5:3273:A:N1	2.29	0.65
34:O3:70:LYS:HE2	1:5:585:A:OP1	241.40	0.65
66:D0:22:ILE:HG22	66:D0:93:LEU:HB2	1.77	0.65
7:L5:177:GLU:O	7:L5:179:ARG:N	2.60	0.65
16:M5:96:ARG:NH2	16:M5:104:GLU:OE1	3.05	0.65
51:S5:41:LYS:HZ1	51:S5:68:ILE:HA	2.18	0.65
45:2:150:U:OP1	70:D4:123:LYS:NZ	2.28	0.65
3:4:30:C:H2'	3:4:31:G:H8	1.62	0.65

Continued on next page...

Continued from previous page...

Atom-1	Atom-2	Interatomic distance (Å)	Clash overlap (Å)
44:Q3:4:ARG:NH2	1:5:838:G:O6	235.06	0.65
61:C5:14:THR:HB	61:C5:22:LEU:HB2	1.78	0.65
64:C8:88:ARG:NH1	64:C8:112:ASP:OD2	3.40	0.65
65:C9:102:ARG:NH2	45:6:1502:G:N7	406.19	0.65
67:D1:71:ARG:HG3	67:D1:83:TRP:CZ2	2.70	0.65
6:L4:195:ARG:HB2	6:L4:197:ARG:HH21	1.61	0.65
10:L8:70:LYS:HA	10:L8:235:GLY:HA3	3.84	0.65
18:M7:126:ARG:HD2	18:M7:140:GLU:OE2	2.65	0.65
50:S4:73:ASP:C	50:S4:164:LEU:HD11	5.37	0.65
78:SR:3:SER:OG	78:SR:4:ASN:N	2.30	0.65
45:2:4:C:OP2	48:S2:200:SER:OG	2.15	0.64
45:2:979:A:N3	45:2:1775:U:O2'	2.30	0.64
4:L2:204:MET:HG2	1:5:914:A:C2	194.93	0.64
45:6:1606:C:H2'	45:6:1607:G:C8	2.32	0.64
45:6:512:A:H2'	45:6:513:U:H6	1.62	0.64
57:C1:37:ASN:O	45:6:247:A:O2'	318.63	0.64
45:2:961:U:H5''	59:C3:71:ILE:HD13	1.79	0.64
61:C5:53:PRO:O	61:C5:56:PHE:N	3.17	0.64
66:D0:103:ILE:HD13	66:D0:106:ILE:HG21	5.82	0.64
6:L4:58:HIS:HA	6:L4:90:PHE:HE1	2.53	0.64
54:S8:36:THR:HA	54:S8:58:LEU:HA	1.79	0.64
64:C8:145:ARG:HB3	79:SM:68:ARG:CZ	2.27	0.64
45:2:1073:G:H4'	59:C3:10:GLY:HA2	1.79	0.64
45:2:1304:G:OP2	45:2:1305:U:O2'	2.15	0.64
45:2:1207:C:N4	45:2:1456:C:H41	1.94	0.64
45:2:229:U:H3	45:2:236:A:H61	1.45	0.64
45:2:865:A:OP1	68:D2:28:ARG:NH2	2.26	0.64
1:5:1778:G:H4'	1:5:1778:G:OP1	1.96	0.64
1:5:3377:G:O6	85:5:4164:LLL:N12	2.30	0.64
62:C6:49:TYR:HB3	62:C6:53:LEU:HD11	1.86	0.64
62:C6:55:VAL:HG21	62:C6:105:LEU:HG	2.16	0.64
62:C6:82:ARG:HH12	62:C6:114:ARG:HB2	3.57	0.64
70:D4:45:ALA:HA	70:D4:50:ALA:HB3	4.22	0.64
6:L4:193:LYS:NZ	3:8:21:C:OP1	109.69	0.64
8:L6:63:LEU:HB2	8:L6:79:VAL:HG12	2.11	0.64
9:L7:47:ARG:NH2	9:L7:179:LEU:HD11	2.91	0.64
19:M8:57:ILE:HD11	19:M8:147:ARG:CZ	2.27	0.64
21:N0:77:VAL:HG13	21:N0:126:VAL:HG22	1.79	0.64
33:O2:6:HIS:ND1	33:O2:7:PRO:O	3.05	0.64
40:O9:9:ILE:HD11	40:O9:51:ILE:HG12	1.78	0.64
46:S0:189:VAL:HG13	46:S0:193:GLN:HB2	1.79	0.64

Continued on next page...

Continued from previous page...

Atom-1	Atom-2	Interatomic distance (Å)	Clash overlap (Å)
54:S8:82:VAL:O	54:S8:200:LYS:NZ	2.30	0.64
79:SM:112:ASP:HB3	79:SM:115:LYS:HD2	6.96	0.64
79:SM:84:LYS:HE2	79:SM:86:ASN:HA	1.79	0.64
79:SM:97:THR:HB	79:SM:99:LYS:HB2	4.29	0.64
1:5:2207:A:H2'	1:5:2208:A:O4'	1.97	0.64
65:C9:125:SER:OG	65:C9:128:GLY:N	3.18	0.64
11:L9:22:SER:OG	11:L9:23:ARG:N	2.27	0.64
11:L9:70:THR:HG21	1:5:3122:A:N1	324.26	0.64
12:M0:24:ARG:HB2	12:M0:24:ARG:HH11	1.61	0.64
24:N3:87:ARG:NE	24:N3:121:GLU:OE2	2.29	0.64
28:N7:51:LEU:HB2	28:N7:65:ARG:HD3	1.79	0.64
54:S8:10:LYS:HG2	57:C1:133:LYS:HE3	2.15	0.64
55:S9:54:ARG:HA	55:S9:57:ARG:HE	1.62	0.64
1:1:2946:A:N7	87:1:4191:HOH:O	2.30	0.64
45:2:1240:U:O4	61:C5:59:LYS:NZ	2.27	0.64
45:2:1474:G:H2'	45:2:1475:A:C8	2.32	0.64
45:2:1756:A:N3	45:2:1756:A:OP2	2.30	0.64
45:6:1713:G:H2'	45:6:1714:A:H8	1.63	0.64
45:6:947:U:H2'	45:6:948:G:C8	2.33	0.64
59:C3:87:ASP:HB3	59:C3:125:LEU:HD11	4.24	0.64
62:C6:14:LYS:O	62:C6:123:ARG:NH2	2.28	0.64
66:D0:70:THR:HG23	45:6:1280:C:O2'	387.30	0.64
6:L4:229:ASN:OD1	6:L4:230:VAL:N	2.31	0.64
12:M0:153:ARG:HG3	12:M0:156:ARG:HH21	2.12	0.64
1:1:2992:U:H1'	18:M7:69:ARG:HH21	1.62	0.64
3:4:83:C:H42	27:N6:52:ARG:HH22	1.44	0.64
29:N8:46:ASP:O	29:N8:47:LYS:HG2	1.97	0.64
47:S1:125:VAL:HG11	47:S1:173:THR:HG23	2.98	0.64
49:S3:113:LEU:HD11	49:S3:117:ARG:HD2	1.78	0.64
52:S6:141:ILE:HB	52:S6:153:VAL:HG11	1.78	0.64
1:5:1049:C:H2'	1:5:1050:U:C6	2.32	0.64
1:5:398:A:O2'	1:5:1416:C:OP1	2.10	0.64
1:5:1632:A:H2'	1:5:1633:C:C6	2.32	0.64
72:D6:95:ARG:NH1	45:6:1796:C:O2'	339.64	0.64
45:6:795:U:H5'	45:6:796:A:OP2	1.98	0.64
71:D5:94:LYS:HG2	71:D5:95:HIS:HB3	1.80	0.64
72:D6:10:ARG:NH1	72:D6:36:ILE:HG13	5.54	0.64
6:L4:146:PRO:HD2	6:L4:150:LEU:HD21	2.93	0.64
23:N2:77:LYS:HG2	23:N2:81:LYS:HE3	4.46	0.64
26:N5:38:LEU:HD22	26:N5:40:LEU:HD22	3.39	0.64
1:1:2256:A:H4'	1:1:2257:C:OP2	1.97	0.64

Continued on next page...

Continued from previous page...

Atom-1	Atom-2	Interatomic distance (Å)	Clash overlap (Å)
1:1:92:G:OP2	1:1:93:C:H5'	1.98	0.64
45:2:1064:G:H2'	45:2:1065:A:C8	2.33	0.64
45:2:736:C:H2'	45:2:737:A:H5'	1.78	0.64
15:M4:77:ARG:NH1	1:5:562:C:OP2	346.66	0.64
1:5:655:C:H2'	1:5:656:A:C8	2.32	0.64
45:6:973:A:H2'	45:6:974:A:H8	1.62	0.64
72:D6:10:ARG:HH12	72:D6:36:ILE:HG13	5.60	0.64
5:L3:7:GLU:OE1	87:L3:501:HOH:O	2.14	0.64
14:M3:56:PRO:HG3	14:M3:74:GLY:O	3.10	0.64
48:S2:67:GLN:HA	48:S2:70:ASP:HB2	1.80	0.64
1:1:2683:U:H2'	1:1:2684:C:C6	2.32	0.64
45:2:1429:G:H1'	66:D0:74:GLU:HG2	1.80	0.64
1:5:1759:C:H42	1:5:1766:G:H1	1.44	0.64
1:5:2971:A:H4'	1:5:2972:G:OP1	1.98	0.64
45:6:75:U:O2'	45:6:76:A:O5'	2.14	0.64
68:D2:23:ARG:HB2	73:D7:4:VAL:HG12	5.91	0.64
75:D9:5:ASN:OD1	75:D9:6:VAL:HG23	1.96	0.64
7:L5:40:HIS:CE1	7:L5:42:ALA:HB3	2.33	0.64
12:M0:80:SER:HB2	12:M0:147:VAL:HG11	3.69	0.64
13:M1:14:ILE:HG13	13:M1:131:MET:SD	2.38	0.64
19:M8:67:ILE:HG23	19:M8:81:VAL:HG21	2.67	0.64
14:M3:167:PHE:CE1	29:N8:132:LYS:HE2	5.92	0.64
46:S0:55:GLU:HB3	67:D1:79:LEU:HD22	4.29	0.64
47:S1:34:ALA:HB3	47:S1:41:ARG:HA	1.79	0.64
52:S6:67:VAL:HG21	52:S6:99:GLY:HA2	1.82	0.64
1:1:501:A:H2'	1:1:502:U:C6	2.33	0.64
1:1:980:A:H2'	1:1:981:U:O4'	1.97	0.64
1:5:1621:A:H62	1:5:1820:U:H3	1.45	0.64
45:6:1533:C:H4'	45:6:1539:G:N1	2.13	0.64
58:C2:43:ARG:HD2	45:6:1227:A:C2	461.45	0.64
64:C8:94:ASP:OD1	64:C8:98:TYR:OH	2.09	0.64
64:C8:4:VAL:HG21	71:D5:82:HIS:HB2	5.40	0.64
72:D6:38:ARG:HE	72:D6:83:ILE:HG22	1.63	0.64
76:E0:47:VAL:HG22	76:E0:48:THR:H	1.62	0.64
6:L4:10:SER:OG	6:L4:13:GLY:O	2.91	0.64
7:L5:86:TYR:CE1	7:L5:247:ILE:HA	2.32	0.64
11:L9:49:ASN:HD21	11:L9:51:GLN:HB2	1.62	0.64
13:M1:151:SER:O	13:M1:152:HIS:HB2	4.25	0.64
19:M8:153:PHE:O	19:M8:161:LYS:HG2	4.75	0.64
20:M9:5:ARG:NH1	1:5:1471:U:OP1	119.58	0.64
11:L9:3:TYR:HA	21:N0:142:GLN:OE1	1.97	0.64

Continued on next page...

Continued from previous page...

Atom-1	Atom-2	Interatomic distance (Å)	Clash overlap (Å)
22:N1:136:ARG:HD3	22:N1:139:ARG:HH11	1.61	0.64
24:N3:103:ALA:HA	24:N3:109:MET:HA	1.79	0.64
25:N4:6:ASP:HB3	25:N4:10:GLY:H	1.62	0.64
28:N7:46:ILE:HD13	28:N7:68:ILE:HG23	1.80	0.64
34:O3:31:LYS:NZ	34:O3:35:VAL:O	3.76	0.64
51:S5:190:ILE:HD13	45:6:1473:U:C2	351.35	0.64
1:1:776:U:H5	1:1:2719:U:O2	1.79	0.64
45:2:196:G:O2'	45:2:197:A:OP2	2.14	0.64
1:5:1449:A:OP1	87:5:4272:HOH:O	2.15	0.64
45:6:1621:U:H2'	45:6:1622:G:C8	2.33	0.64
57:C1:133:LYS:O	57:C1:136:ARG:NH1	2.99	0.64
70:D4:27:VAL:HG11	70:D4:35:VAL:HG11	1.80	0.64
4:L2:30:ARG:O	4:L2:163:ARG:NH2	2.29	0.64
12:M0:47:PRO:HD2	12:M0:141:LYS:HA	1.79	0.64
22:N1:73:GLY:HA2	22:N1:89:LEU:O	2.46	0.64
24:N3:89:ASP:OD1	24:N3:91:VAL:HG12	4.00	0.64
28:N7:129:TRP:O	28:N7:130:PHE:HB3	4.58	0.64
34:O3:52:VAL:HG22	34:O3:66:VAL:HG22	2.13	0.64
50:S4:178:GLY:HA2	50:S4:195:ILE:HB	3.78	0.64
1:1:1369:A:OP1	29:N8:21:ARG:NH1	2.31	0.64
1:1:1657:C:O2'	1:1:1797:A:OP2	2.09	0.64
3:4:70:G:H22	85:4:224:LLL:H212	1.44	0.64
1:5:787:G:H2'	1:5:788:C:C6	2.33	0.64
1:5:900:G:H2'	1:5:901:G:H8	1.63	0.64
59:C3:91:LEU:HD12	59:C3:125:LEU:HD12	1.92	0.64
64:C8:14:ILE:HD11	64:C8:21:ASN:HB3	1.80	0.64
11:L9:93:VAL:HG12	41:Q0:82:LEU:HD13	1.78	0.64
14:M3:48:PRO:HA	14:M3:137:GLN:HB3	1.78	0.64
24:N3:135:VAL:HG11	25:N4:26:SER:OG	2.28	0.64
47:S1:105:PHE:CD2	47:S1:213:ARG:HA	2.33	0.64
50:S4:192:ILE:HG13	50:S4:243:GLY:HA3	1.79	0.64
54:S8:184:LEU:HB3	54:S8:189:LEU:HB2	1.80	0.64
1:1:1927:G:OP2	44:Q3:6:LYS:N	2.29	0.63
1:1:899:U:O4	85:1:4000:LLL:H32	1.97	0.63
1:1:979:U:H1'	1:1:980:A:C5	2.33	0.63
45:2:45:U:O2'	45:2:46:A:H2'	1.98	0.63
45:6:1339:C:O2'	45:6:1341:A:N7	2.30	0.63
85:8:222:LLL:N21	85:8:222:LLL:O52	2.30	0.63
72:D6:60:PRO:O	72:D6:61:GLU:HG3	3.32	0.63
73:D7:53:ALA:HB1	73:D7:62:ILE:HD11	5.15	0.63
7:L5:232:ASP:O	7:L5:235:SER:OG	2.16	0.63

Continued on next page...

Continued from previous page...

Atom-1	Atom-2	Interatomic distance (Å)	Clash overlap (Å)
7:L5:40:HIS:CD2	22:N1:69:LYS:HA	2.33	0.63
14:M3:126:PHE:HB2	36:O5:115:LYS:HG2	4.46	0.63
1:1:361:A:O3'	38:O7:45:ARG:NH2	2.29	0.63
50:S4:187:ARG:NH2	45:6:753:A:N7	373.86	0.63
1:1:2631:U:H2'	1:1:2632:G:H8	1.63	0.63
1:1:75:G:H5''	14:M3:58:VAL:HG13	1.81	0.63
45:2:70:C:H2'	45:2:71:A:O4'	1.98	0.63
45:2:1401:A:OP1	63:C7:60:ARG:NH1	2.31	0.63
45:2:1616:G:O2'	74:D8:18:ARG:NH1	2.32	0.63
75:D9:7:TRP:N	75:D9:7:TRP:CD1	4.34	0.63
4:L2:3:ARG:HD3	1:5:911:C:N4	178.37	0.63
13:M1:20:ASN:HB3	13:M1:126:ASP:HB2	1.80	0.63
20:M9:163:ARG:NH2	45:6:813:U:O2	301.11	0.63
44:Q3:49:ARG:NH1	44:Q3:51:ALA:O	4.71	0.63
49:S3:141:LYS:HE3	49:S3:179:GLN:HB3	1.81	0.63
55:S9:133:HIS:CD2	55:S9:162:SER:HB2	2.98	0.63
1:1:2373:A:N3	1:1:2824:G:O2'	2.29	0.63
1:1:3182:G:H4'	17:M6:161:LYS:HD3	1.78	0.63
1:1:3375:A:O2'	1:1:3378:C:OP2	2.16	0.63
1:1:768:C:OP1	14:M3:186:ARG:NH2	2.31	0.63
45:2:1280:C:H2'	45:2:1281:G:C8	2.31	0.63
45:2:74:U:H1'	45:2:75:U:C5'	2.21	0.63
45:2:82:U:H2'	45:2:83:G:O4'	1.98	0.63
45:6:676:G:C2'	45:6:677:G:H5'	2.28	0.63
61:C5:52:LYS:CG	61:C5:53:PRO:HD3	2.28	0.63
46:S0:63:ILE:HG12	67:D1:36:VAL:HG22	1.86	0.63
70:D4:15:ASN:N	70:D4:20:ARG:O	2.73	0.63
72:D6:37:LYS:O	72:D6:38:ARG:NH1	2.31	0.63
72:D6:4:LYS:NZ	45:6:1795:U:OP2	339.03	0.63
12:M0:86:HIS:HB3	12:M0:139:ARG:HG2	1.84	0.63
22:N1:28:SER:HA	22:N1:31:LEU:HB2	1.80	0.63
51:S5:90:ILE:O	51:S5:94:THR:HG23	2.16	0.63
1:1:1063:G:N7	1:1:1097:G:H2'	2.14	0.63
1:1:255:A:H2'	1:1:256:G:C8	2.34	0.63
1:5:1826:C:N4	85:5:4162:LLL:H312	2.12	0.63
85:6:2169:LLL:N12	85:6:2169:LLL:O23	2.26	0.63
45:6:652:G:OP1	45:6:653:C:N4	2.32	0.63
70:D4:44:LEU:HA	70:D4:47:VAL:HG12	5.65	0.63
6:L4:138:ARG:HE	6:L4:240:PRO:HD2	1.74	0.63
14:M3:48:PRO:HA	14:M3:137:GLN:HB2	2.59	0.63
16:M5:42:PRO:HG2	16:M5:53:TYR:CE2	3.38	0.63

Continued on next page...

Continued from previous page...

Atom-1	Atom-2	Interatomic distance (Å)	Clash overlap (Å)
19:M8:40:THR:HG21	19:M8:45:ASN:ND2	2.12	0.63
20:M9:99:LEU:HD11	20:M9:103:ARG:CZ	3.91	0.63
21:N0:82:ASP:OD1	21:N0:87:THR:HB	1.98	0.63
24:N3:18:PRO:HA	24:N3:51:ALA:HA	2.11	0.63
26:N5:132:ALA:HA	26:N5:135:ILE:HG22	2.22	0.63
49:S3:59:LEU:HA	49:S3:66:ILE:HG13	1.80	0.63
45:2:591:A:H2'	45:2:592:A:C8	2.33	0.63
45:2:992:A:H2	45:2:1012:U:H3	1.44	0.63
3:4:95:G:OP2	38:O7:72:ARG:NH1	2.32	0.63
16:M5:4:TYR:OH	1:5:148:G:OP2	108.72	0.63
1:5:1813:A:O2'	1:5:1816:A:N3	2.27	0.63
16:M5:87:GLN:NE2	1:5:2609:A:H1'	170.47	0.63
19:M8:141:ARG:NH2	1:5:977:C:OP1	182.89	0.63
2:7:36:C:O2	2:7:45:A:H1'	1.98	0.63
22:N1:56:PHE:CE1	22:N1:78:LYS:HD3	2.34	0.63
23:N2:51:GLY:O	23:N2:52:ASN:ND2	2.31	0.63
46:S0:118:PRO:HG2	46:S0:141:ILE:HD13	1.82	0.63
51:S5:184:PHE:HE1	51:S5:185:ARG:HH21	1.45	0.63
1:1:2836:C:H5	1:1:2852:C:N4	1.94	0.63
45:2:546:U:O4	45:2:592:A:N6	2.18	0.63
45:2:753:A:H5'	50:S4:221:ARG:HG3	1.80	0.63
45:6:1524:A:H2'	45:6:1525:A:C8	2.34	0.63
13:M1:44:THR:HG23	2:7:39:C:H4'	295.45	0.63
66:D0:118:VAL:HG22	66:D0:119:ALA:HA	1.80	0.63
70:D4:58:PHE:CE2	70:D4:72:PHE:HB3	2.43	0.63
5:L3:147:GLU:HA	5:L3:150:ARG:HB3	2.73	0.63
1:1:1323:G:O3'	21:N0:2:ALA:HA	1.99	0.63
22:N1:102:ARG:HG3	22:N1:106:LEU:HD21	1.81	0.63
36:O5:54:VAL:O	36:O5:58:ILE:HG13	2.20	0.63
46:S0:121:VAL:HB	46:S0:143:VAL:HG22	1.80	0.63
51:S5:118:LEU:HA	51:S5:121:ILE:HD12	2.20	0.63
79:SM:84:LYS:HG2	79:SM:86:ASN:H	1.63	0.63
78:SR:36:ALA:HB1	78:SR:68:VAL:HG12	1.79	0.63
78:SR:80:ALA:HB3	78:SR:92:TRP:HB2	1.79	0.63
45:2:1305:U:OP2	45:2:1306:C:N4	2.32	0.63
2:3:76:A:O2'	21:N0:50:LYS:NZ	2.31	0.63
68:D2:36:LYS:HB2	68:D2:110:ILE:HD12	1.79	0.63
16:M5:143:ARG:NH2	36:O5:92:LEU:HD23	2.12	0.63
27:N6:102:SER:OG	27:N6:103:LYS:NZ	2.52	0.63
28:N7:54:THR:H	28:N7:57:HIS:CD2	2.51	0.63
47:S1:30:PHE:HB3	47:S1:96:LEU:HD11	3.79	0.63

Continued on next page...

Continued from previous page...

Atom-1	Atom-2	Interatomic distance (Å)	Clash overlap (Å)
48:S2:78:ASP:HA	48:S2:104:VAL:HG12	1.80	0.63
50:S4:102:VAL:HG23	50:S4:182:TYR:CE1	3.59	0.63
54:S8:76:THR:HB	54:S8:105:ASP:HB2	1.80	0.63
1:1:2406:C:H2'	1:1:2407:C:C6	2.34	0.63
1:1:541:U:H2'	1:1:542:G:C8	2.33	0.63
45:2:1474:G:H2'	45:2:1475:A:H8	1.63	0.63
45:2:1755:A:C2'	45:2:1756:A:C5'	2.56	0.63
1:5:712:G:H2'	1:5:713:U:C6	2.33	0.63
61:C5:40:ARG:NH2	45:6:1552:U:O4	391.79	0.63
45:2:325:G:H4'	57:C1:83:THR:HG21	1.81	0.63
64:C8:62:THR:N	64:C8:65:GLU:OE1	2.39	0.63
6:L4:314:LYS:HD2	9:L7:162:PRO:HB3	2.44	0.63
21:N0:2:ALA:HB3	21:N0:32:SER:HB3	1.99	0.63
32:O1:23:VAL:O	32:O1:28:ARG:NH1	2.31	0.63
46:S0:56:LYS:NZ	46:S0:159:ALA:O	2.28	0.63
46:S0:90:ALA:HA	46:S0:95:ALA:HB3	2.96	0.63
50:S4:121:TYR:OH	50:S4:235:TYR:O	2.57	0.63
51:S5:77:TYR:HA	51:S5:83:ARG:HG2	1.80	0.63
55:S9:143:ILE:HD13	45:6:767:U:H5	421.44	0.63
1:1:1110:U:H2'	1:1:1111:U:C6	2.34	0.63
1:1:369:A:OP2	85:1:3991:LLL:O52	2.13	0.63
1:5:3334:U:H4'	1:5:3335:A:H5''	1.79	0.63
1:5:90:C:H2'	1:5:91:G:H5'	1.80	0.63
4:L2:90:ALA:HA	4:L2:101:VAL:HG13	1.78	0.63
5:L3:252:ILE:HD12	1:5:2393:G:C4'	214.03	0.63
10:L8:94:PHE:HE1	10:L8:150:LEU:HD12	1.64	0.63
19:M8:23:ASN:HB3	19:M8:26:LEU:HB2	2.56	0.63
1:1:1603:A:OP1	20:M9:38:ARG:NH1	2.32	0.63
34:O3:59:VAL:HG23	34:O3:60:ARG:H	3.68	0.63
48:S2:38:VAL:HG22	48:S2:39:THR:H	1.63	0.63
61:C5:130:ARG:HD3	79:SM:74:LYS:HG2	1.80	0.63
1:1:1569:U:H5''	1:1:1570:U:H6	1.64	0.62
1:5:230:U:H2'	1:5:231:G:O4'	1.98	0.62
5:L3:5:LYS:HE3	1:5:2878:G:H5''	243.93	0.62
45:6:327:U:H2'	45:6:328:A:H8	1.64	0.62
65:C9:135:ILE:O	65:C9:139:THR:OG1	2.16	0.62
68:D2:56:HIS:H	68:D2:57:ARG:HH11	2.01	0.62
1:1:3267:A:H2'	8:L6:69:PHE:CZ	2.34	0.62
18:M7:29:THR:HG22	18:M7:87:SER:OG	2.00	0.62
7:L5:41:LYS:HB2	22:N1:68:THR:O	2.24	0.62
30:N9:11:ASN:OD1	30:N9:14:ARG:HD2	6.99	0.62

Continued on next page...

Continued from previous page...

Atom-1	Atom-2	Interatomic distance (Å)	Clash overlap (Å)
49:S3:38:GLU:HG3	49:S3:49:ILE:HB	1.80	0.62
1:1:1227:C:H42	1:1:1282:G:H1	1.47	0.62
1:1:87:U:OP2	14:M3:11:LYS:NZ	2.32	0.62
45:2:1102:G:OP1	68:D2:76:SER:OG	2.17	0.62
45:2:1585:U:N3	45:2:1611:A:H2	1.96	0.62
45:2:1682:U:O4	45:2:1720:G:N2	2.33	0.62
45:2:924:A:H2'	45:2:925:G:C8	2.34	0.62
3:4:69:U:O4	85:4:224:LLL:N21	2.32	0.62
1:5:173:G:HO2'	1:5:174:C:H6	1.44	0.62
1:5:3275:U:H1'	1:5:3276:G:H2'	1.81	0.62
3:8:47:C:H1'	3:8:61:A:H2'	1.79	0.62
63:C7:17:ILE:HG23	63:C7:58:MET:HE1	1.81	0.62
63:C7:88:VAL:HG23	63:C7:89:SER:H	1.63	0.62
4:L2:177:LYS:HD2	44:Q3:69:TYR:CE1	4.63	0.62
7:L5:103:LEU:HG	7:L5:247:ILE:HG21	1.81	0.62
11:L9:149:ASN:N	11:L9:149:ASN:OD1	2.30	0.62
14:M3:129:ASN:OD1	14:M3:131:LYS:NZ	2.31	0.62
36:O5:101:THR:HG23	36:O5:104:GLN:H	3.63	0.62
46:S0:74:VAL:HG23	46:S0:118:PRO:HB3	1.89	0.62
51:S5:34:GLN:HG2	62:C6:57:LEU:HD13	1.81	0.62
55:S9:41:GLU:OE1	55:S9:126:ARG:NH2	3.29	0.62
78:SR:200:ASN:ND2	78:SR:240:VAL:O	2.57	0.62
1:1:1834:U:H3'	1:1:1835:A:H5'	1.80	0.62
45:2:1202:A:O2'	45:2:1204:A:OP2	2.14	0.62
45:2:1362:U:H1'	45:2:1363:U:C5	2.34	0.62
45:2:788:A:OP1	50:S4:106:LYS:NZ	2.26	0.62
18:M7:67:ILE:HD11	1:5:1447:G:H3'	165.60	0.62
71:D5:39:ALA:HB1	71:D5:71:ILE:N	2.14	0.62
74:D8:32:PHE:HE2	74:D8:40:ILE:HD13	7.69	0.62
1:1:2988:C:O2	5:L3:266:ARG:NH1	2.32	0.62
11:L9:31:ARG:HG2	11:L9:149:ASN:ND2	2.13	0.62
16:M5:36:ILE:HG12	16:M5:64:VAL:HB	3.13	0.62
21:N0:8:GLN:HG3	21:N0:26:ARG:HE	2.92	0.62
23:N2:14:THR:HG22	23:N2:66:VAL:HG22	3.98	0.62
27:N6:51:ARG:HG3	27:N6:52:ARG:N	2.15	0.62
31:O0:58:TYR:OH	35:O4:97:GLU:OE2	2.09	0.62
50:S4:146:THR:HG21	45:6:123:G:H21	340.32	0.62
1:1:210:U:C2	1:1:230:U:H4'	2.35	0.62
1:5:2228:A:H2'	1:5:2229:A:C8	2.35	0.62
14:M3:63:VAL:HG22	1:5:72:C:H5'	113.18	0.62
45:2:337:G:H3'	57:C1:133:LYS:HB2	1.80	0.62

Continued on next page...

Continued from previous page...

Atom-1	Atom-2	Interatomic distance (Å)	Clash overlap (Å)
57:C1:99:ARG:HB2	69:D3:12:ALA:HB2	1.82	0.62
4:L2:112:ILE:HD13	44:Q3:79:VAL:HG22	1.82	0.62
5:L3:83:PRO:HB3	5:L3:204:ALA:HA	2.44	0.62
6:L4:299:ILE:HG23	19:M8:39:ARG:HB3	1.82	0.62
28:N7:4:PHE:HB2	28:N7:9:LYS:NZ	3.43	0.62
29:N8:47:LYS:O	29:N8:49:HIS:N	2.33	0.62
46:S0:206:ASP:OD2	46:S0:206:ASP:N	3.83	0.62
48:S2:188:LEU:HD13	48:S2:196:VAL:HG11	1.81	0.62
51:S5:174:LEU:HD22	51:S5:210:ALA:HA	1.80	0.62
1:1:546:C:H5'	1:1:547:G:C8	2.33	0.62
1:1:929:A:H2'	1:1:930:U:H6	1.64	0.62
1:5:215:G:O6	87:5:4267:HOH:O	2.12	0.62
45:6:1237:G:H2'	45:6:1238:A:H8	1.64	0.62
55:S9:172:VAL:HB	45:6:512:A:OP2	455.57	0.62
63:C7:25:THR:O	63:C7:31:ASN:ND2	2.32	0.62
66:D0:34:LEU:HD21	66:D0:89:ARG:HD2	4.74	0.62
8:L6:65:ILE:O	8:L6:76:LEU:HA	2.24	0.62
33:O2:101:SER:HA	33:O2:125:ARG:HH21	1.64	0.62
36:O5:85:THR:HG22	36:O5:88:LEU:H	2.16	0.62
49:S3:164:VAL:O	49:S3:168:ILE:HG13	1.99	0.62
55:S9:121:SER:HB3	55:S9:124:HIS:HB2	2.41	0.62
1:1:1844:C:C2'	1:1:1845:G:H5''	2.28	0.62
45:2:1597:A:C8	75:D9:14:TYR:HD2	2.17	0.62
72:D6:22:ARG:HH11	72:D6:22:ARG:HG3	2.29	0.62
56:C0:28:ASN:ND2	75:D9:9:SER:OG	2.33	0.62
5:L3:140:ASP:OD2	5:L3:142:ALA:N	3.06	0.62
5:L3:348:ARG:HA	5:L3:351:LEU:HB2	3.07	0.62
9:L7:132:PRO:HA	9:L7:229:PHE:CG	2.34	0.62
48:S2:219:GLY:O	67:D1:25:LYS:NZ	2.29	0.62
48:S2:40:LYS:HG2	48:S2:43:ARG:HH22	1.64	0.62
1:1:3165:A:H61	1:1:3285:C:H42	1.48	0.62
45:2:1293:U:H2'	45:2:1294:G:H8	1.65	0.62
45:2:38:C:C2'	45:2:39:A:H5'	2.27	0.62
45:2:778:G:H3'	45:2:780:A:H2	1.65	0.62
1:5:1152:G:N2	1:5:1200:A:H61	1.95	0.62
45:6:1208:A:N1	45:6:1455:G:N2	2.48	0.62
51:S5:81:ARG:HD2	45:6:1615:C:H3'	372.31	0.62
85:7:231:LLL:N12	85:7:231:LLL:H13	2.05	0.62
45:2:899:G:H4'	60:C4:46:MET:HG2	1.81	0.62
64:C8:44:ASN:HD21	64:C8:48:LYS:HE2	4.00	0.62
5:L3:192:VAL:HA	5:L3:195:ALA:HB3	1.82	0.62

Continued on next page...

Continued from previous page...

Atom-1	Atom-2	Interatomic distance (Å)	Clash overlap (Å)
7:L5:55:PHE:CZ	7:L5:158:ARG:HB3	5.13	0.62
18:M7:125:GLN:HB2	18:M7:141:SER:HB2	1.82	0.62
18:M7:59:PRO:HG3	18:M7:76:PHE:CG	2.35	0.62
48:S2:39:THR:O	48:S2:42:GLY:N	2.31	0.62
48:S2:89:GLN:HG3	48:S2:93:GLY:O	4.39	0.62
78:SR:28:GLY:N	78:SR:75:ALA:O	2.30	0.62
1:1:1151:U:O4	87:1:4163:HOH:O	2.14	0.62
1:1:1632:A:C8	1:1:1644:C:H2'	2.34	0.62
1:5:209:A:H4'	1:5:211:A:C8	2.35	0.62
1:5:2683:U:H2'	1:5:2684:C:C6	2.34	0.62
1:5:861:C:H2'	1:5:862:U:H6	1.65	0.62
76:E0:14:VAL:HG23	45:6:567:A:H1'	376.34	0.62
45:6:585:A:H2'	45:6:586:G:C8	2.35	0.62
60:C4:43:THR:OG1	45:6:900:A:OP1	277.79	0.62
61:C5:47:ARG:HH21	45:6:1555:A:P	402.80	0.62
7:L5:91:GLY:O	7:L5:94:ASN:ND2	2.33	0.62
8:L6:31:ARG:NH2	8:L6:81:ALA:O	2.65	0.62
26:N5:137:ASN:HB3	26:N5:142:ILE:HG12	1.81	0.62
36:O5:31:LEU:HD23	36:O5:44:ILE:HA	4.55	0.62
46:S0:124:THR:HG22	46:S0:174:TRP:HE1	1.64	0.62
47:S1:30:PHE:CE1	47:S1:96:LEU:HD12	2.34	0.62
53:S7:36:ALA:HA	53:S7:39:ARG:HD2	1.82	0.62
45:2:800:U:H2'	45:2:801:G:C8	2.34	0.62
1:5:595:G:H2'	1:5:596:C:C6	2.35	0.62
63:C7:7:LYS:N	45:6:1316:G:OP1	409.38	0.62
45:6:224:C:O2	45:6:838:G:N2	2.32	0.62
45:2:1389:C:O2'	63:C7:52:GLY:HA3	1.99	0.62
72:D6:79:ILE:HA	72:D6:84:VAL:HG21	1.82	0.62
10:L8:140:VAL:HG21	16:M5:3:ALA:HB2	1.81	0.62
23:N2:80:THR:HG21	23:N2:95:PHE:HD2	5.96	0.62
28:N7:36:HIS:CD2	28:N7:74:VAL:HG11	4.07	0.62
29:N8:76:ASP:HB2	29:N8:115:LYS:HB3	2.48	0.62
54:S8:41:LYS:HA	54:S8:59:ARG:O	2.00	0.62
63:C7:29:GLN:HG2	78:SR:67:ILE:HD11	2.31	0.62
1:1:2986:U:H2'	1:1:2987:A:H8	1.64	0.62
1:1:3045:G:O3'	5:L3:275:ARG:NH1	2.33	0.62
58:C2:36:LEU:HG	58:C2:41:LEU:HD12	2.98	0.62
67:D1:5:LYS:HD3	67:D1:5:LYS:H	1.64	0.62
4:L2:219:ILE:HD13	4:L2:223:SER:HB3	2.86	0.62
6:L4:138:ARG:NH1	6:L4:138:ARG:O	2.50	0.62
6:L4:287:THR:HA	6:L4:290:ILE:HB	1.81	0.62

Continued on next page...

Continued from previous page...

Atom-1	Atom-2	Interatomic distance (Å)	Clash overlap (Å)
16:M5:75:VAL:HG12	16:M5:76:PRO:HD2	1.81	0.62
26:N5:67:ILE:HB	26:N5:83:VAL:HG12	1.82	0.62
26:N5:86:VAL:HG11	26:N5:95:ILE:HG12	2.59	0.62
49:S3:51:ARG:HG2	49:S3:91:VAL:HG12	6.29	0.62
53:S7:50:ASP:HA	53:S7:56:LYS:HA	1.82	0.62
55:S9:88:GLU:HA	55:S9:91:LYS:HE3	1.82	0.62
1:1:3343:G:H21	1:1:3362:A:H2	1.48	0.61
1:1:377:A:H1'	1:1:392:G:N2	2.15	0.61
45:2:1554:U:OP1	75:D9:13:ARG:NH2	2.33	0.61
45:2:340:U:H2'	45:2:341:A:C8	2.35	0.61
45:2:793:A:H4'	45:2:794:U:C2	2.35	0.61
1:5:2095:G:H2'	1:5:2096:A:O4'	1.98	0.61
14:M3:15:ARG:NH2	1:5:96:G:OP1	154.61	0.61
45:6:766:U:H5'	45:6:767:U:H5''	1.82	0.61
3:8:139:U:H2'	3:8:140:G:C8	2.35	0.61
61:C5:106:GLU:OE1	61:C5:108:ARG:NH1	2.32	0.61
4:L2:54:ARG:HG2	4:L2:56:ALA:H	1.62	0.61
9:L7:96:PRO:O	9:L7:99:PRO:HD2	2.00	0.61
10:L8:41:GLN:HG3	10:L8:42:PRO:HD2	2.19	0.61
18:M7:67:ILE:HD12	18:M7:82:ARG:CZ	3.42	0.61
27:N6:32:SER:HA	27:N6:49:PRO:HA	1.87	0.61
1:1:271:C:O2	37:O6:82:ARG:NH2	2.30	0.61
50:S4:106:LYS:HD2	50:S4:108:ARG:HH11	1.65	0.61
53:S7:48:GLU:OE2	53:S7:88:ARG:NH2	3.19	0.61
78:SR:72:THR:HG22	78:SR:81:LEU:HB2	2.27	0.61
45:2:1756:A:P	45:2:1756:A:C2	2.93	0.61
45:2:514:G:H1	45:2:543:C:H41	1.48	0.61
14:M3:8:PRO:HG2	1:5:667:C:O2'	152.26	0.61
45:6:1280:C:H2'	45:6:1281:G:H8	1.65	0.61
59:C3:15:ALA:O	45:6:959:U:H5''	348.13	0.61
67:D1:9:VAL:HG22	67:D1:10:GLU:H	1.65	0.61
6:L4:145:ILE:HG22	6:L4:173:GLY:HA3	1.82	0.61
6:L4:206:LEU:HB3	6:L4:248:VAL:HG22	2.53	0.61
12:M0:50:VAL:HG12	12:M0:167:LEU:HA	4.82	0.61
12:M0:170:LYS:HA	12:M0:177:ASP:HA	1.97	0.61
13:M1:16:LYS:HE3	13:M1:130:VAL:HG11	3.79	0.61
14:M3:165:SER:C	14:M3:167:PHE:H	2.03	0.61
15:M4:60:LEU:HD13	21:N0:152:LEU:HD11	1.81	0.61
38:O7:72:ARG:O	38:O7:75:LYS:N	2.95	0.61
39:O8:17:ARG:NH2	1:5:1824:U:O3'	135.22	0.61
44:Q3:46:THR:OG1	44:Q3:57:CYS:SG	2.57	0.61

Continued on next page...

Continued from previous page...

Atom-1	Atom-2	Interatomic distance (Å)	Clash overlap (Å)
50:S4:160:VAL:HG12	50:S4:162:ILE:HG13	2.71	0.61
51:S5:33:VAL:O	51:S5:37:GLN:NE2	3.69	0.61
1:5:1015:U:H2'	1:5:1017:C:OP2	2.00	0.61
1:5:267:G:N7	87:5:4299:HOH:O	2.31	0.61
1:5:929:A:H2'	1:5:930:U:C6	2.36	0.61
66:D0:57:ARG:NH1	45:6:1383:G:H1'	453.11	0.61
68:D2:105:THR:HG22	45:6:804:A:N3	364.25	0.61
63:C7:97:ASN:O	63:C7:97:ASN:ND2	4.66	0.61
7:L5:236:LEU:HA	7:L5:239:ILE:HD12	1.82	0.61
9:L7:214:TRP:CE2	9:L7:219:LYS:HD3	4.43	0.61
10:L8:160:ILE:HG22	10:L8:164:VAL:HG13	1.82	0.61
16:M5:172:ARG:HD2	1:5:30:G:O5'	110.58	0.61
9:L7:77:VAL:CG2	22:N1:139:ARG:HG3	2.30	0.61
24:N3:22:ILE:HG12	24:N3:35:TYR:HB2	1.82	0.61
1:1:1603:A:H61	26:N5:71:THR:HG21	1.63	0.61
47:S1:113:MET:SD	47:S1:209:ASN:ND2	2.73	0.61
55:S9:86:LEU:HD11	55:S9:90:LYS:HB3	3.59	0.61
1:1:2158:A:H4'	1:1:2159:U:H5''	1.82	0.61
1:1:2660:G:H1	1:1:2710:C:H42	1.47	0.61
45:2:1524:A:H2'	45:2:1525:A:C8	2.36	0.61
1:5:1733:G:H2'	1:5:1734:G:H8	1.65	0.61
1:5:3094:A:H2'	1:5:3095:U:C6	2.35	0.61
1:5:3175:U:H3	1:5:3277:U:H3	1.46	0.61
62:C6:27:GLY:HA2	62:C6:60:PHE:O	2.61	0.61
51:S5:37:GLN:HB3	62:C6:53:LEU:HB3	1.82	0.61
66:D0:95:ALA:HB1	66:D0:99:ILE:HG23	1.83	0.61
46:S0:138:TYR:O	67:D1:29:HIS:HB3	2.00	0.61
67:D1:33:GLN:HG3	67:D1:53:TYR:O	2.26	0.61
4:L2:10:LYS:HA	4:L2:16:PHE:CD2	2.35	0.61
14:M3:157:ARG:HG2	14:M3:158:ALA:N	2.15	0.61
19:M8:40:THR:HG21	19:M8:45:ASN:HD22	1.66	0.61
28:N7:25:ILE:HG23	28:N7:41:ALA:HB1	1.81	0.61
43:Q2:28:TYR:HD1	43:Q2:29:LYS:N	4.04	0.61
52:S6:197:ASN:O	52:S6:201:GLN:N	3.24	0.61
1:1:1156:C:OP2	9:L7:94:LYS:NZ	2.33	0.61
1:1:2192:C:O2'	1:1:2312:A:N1	2.31	0.61
45:2:1453:G:H2'	45:2:1454:G:H8	1.66	0.61
1:5:2349:U:OP1	87:5:4273:HOH:O	2.16	0.61
62:C6:50:GLU:OE2	62:C6:82:ARG:NH2	2.29	0.61
4:L2:70:ARG:HD2	4:L2:72:ARG:HE	4.13	0.61
10:L8:116:VAL:O	10:L8:120:LYS:N	2.34	0.61

Continued on next page...

Continued from previous page...

Atom-1	Atom-2	Interatomic distance (Å)	Clash overlap (Å)
11:L9:171:ASP:OD1	11:L9:173:ARG:HD3	4.71	0.61
11:L9:176:LEU:O	11:L9:180:TYR:OH	2.22	0.61
14:M3:178:LYS:NZ	85:5:4168:LLL:H531	148.54	0.61
15:M4:23:ILE:HG22	15:M4:29:ALA:HA	2.71	0.61
15:M4:38:ILE:HD11	21:N0:150:PHE:HE2	1.66	0.61
30:N9:28:LYS:HG3	30:N9:29:TYR:HD1	3.14	0.61
35:O4:14:ASN:O	1:5:827:A:H5''	162.15	0.61
48:S2:56:ILE:HA	48:S2:61:LEU:HD12	1.83	0.61
1:1:31:C:OP2	16:M5:188:ARG:NH2	2.33	0.61
45:2:738:G:H2'	45:2:739:G:C8	2.35	0.61
1:5:1021:G:H1	1:5:1031:C:H42	1.49	0.61
33:O2:105:ARG:NH2	1:5:1412:G:OP1	147.27	0.61
1:5:2254:U:H2'	1:5:2261:G:N2	2.15	0.61
12:M0:158:LYS:NZ	1:5:2852:C:N3	308.44	0.61
45:6:363:G:C2'	45:6:364:G:H5'	2.31	0.61
69:D3:30:LYS:HE2	69:D3:34:LEU:HD11	4.64	0.61
72:D6:44:ILE:HD12	72:D6:65:PRO:HG2	3.77	0.61
6:L4:226:GLU:OE2	6:L4:246:ARG:NH2	2.34	0.61
6:L4:351:PRO:HA	9:L7:71:ALA:HA	1.83	0.61
27:N6:28:ARG:HB2	27:N6:75:ARG:HH21	1.65	0.61
39:O8:44:LYS:HB3	39:O8:51:LEU:HD11	2.91	0.61
48:S2:106:ASP:OD2	48:S2:110:HIS:ND1	3.47	0.61
49:S3:164:VAL:HG13	49:S3:168:ILE:HD11	1.80	0.61
50:S4:31:PRO:HG2	50:S4:38:LEU:HD22	2.49	0.61
52:S6:152:ASP:OD1	52:S6:154:ARG:NH1	6.73	0.61
52:S6:44:GLU:HG3	52:S6:45:PHE:CD2	2.35	0.61
54:S8:185:GLU:HG2	57:C1:23:PRO:HG2	1.81	0.61
1:1:1614:C:H2'	1:1:1615:C:H6	1.66	0.61
1:1:543:C:H42	1:1:549:U:H3	1.46	0.61
1:5:129:U:H2'	1:5:130:A:C8	2.35	0.61
1:5:1856:C:H2'	1:5:1857:C:H6	1.66	0.61
85:5:4174:LLL:O23	85:5:4174:LLL:N12	2.33	0.61
63:C7:71:PHE:CD1	63:C7:73:LEU:HB3	2.35	0.61
45:2:458:G:OP1	70:D4:109:LYS:NZ	2.32	0.61
1:1:1168:U:H1'	9:L7:209:ASN:ND2	2.14	0.61
27:N6:56:VAL:HG21	27:N6:104:LEU:HD13	2.25	0.61
28:N7:89:VAL:HG11	28:N7:93:LYS:HE2	1.83	0.61
47:S1:165:ARG:O	47:S1:169:SER:OG	2.20	0.61
49:S3:151:LYS:NZ	45:6:1423:U:OP1	399.50	0.61
45:2:617:U:OP1	85:2:2043:LLL:O23	2.14	0.61
45:6:950:C:H2'	45:6:951:A:C8	2.35	0.61

Continued on next page...

Continued from previous page...

Atom-1	Atom-2	Interatomic distance (Å)	Clash overlap (Å)
56:C0:80:LEU:O	56:C0:81:ASN:ND2	2.33	0.61
60:C4:24:ASN:N	60:C4:55:SER:HB3	2.16	0.61
64:C8:70:VAL:O	64:C8:74:GLN:HG2	4.51	0.61
70:D4:23:PHE:HE2	70:D4:75:VAL:HG12	1.65	0.61
75:D9:10:HIS:CG	75:D9:11:PRO:HD2	2.48	0.61
11:L9:122:LYS:HG3	11:L9:123:ILE:N	3.22	0.61
23:N2:59:ASP:OD1	23:N2:61:THR:N	3.78	0.61
50:S4:67:GLN:HB3	50:S4:69:HIS:CE1	3.01	0.61
1:1:101:G:OP2	1:1:101:G:N2	2.30	0.61
1:1:2185:G:O2'	1:1:2314:U:OP2	2.19	0.61
1:1:3160:U:H2'	1:1:3161:C:C6	2.36	0.61
45:2:1257:U:H2'	56:C0:2:LEU:HD12	1.83	0.61
45:2:1663:G:H2'	45:2:1664:C:C6	2.36	0.61
10:L8:248:LYS:HE3	1:5:2528:G:H5''	203.29	0.61
4:L2:233:GLN:HG2	1:5:2607:G:H5'	192.60	0.61
14:M3:70:ARG:NH1	1:5:76:G:OP1	87.01	0.61
45:6:187:G:H4'	45:6:188:A:OP1	2.00	0.61
55:S9:50:SER:HG	45:6:1:U:H5	397.01	0.61
45:6:239:C:O2'	45:6:240:U:OP2	2.16	0.61
66:D0:19:ILE:HG13	66:D0:96:PRO:HG3	6.05	0.61
67:D1:1:MET:HG2	67:D1:10:GLU:HB2	5.19	0.61
8:L6:42:LEU:HD22	8:L6:79:VAL:HG21	1.94	0.61
11:L9:91:ARG:HG2	11:L9:182:SER:HB3	4.55	0.61
38:O7:65:ARG:HG3	38:O7:65:ARG:HH11	1.65	0.61
49:S3:202:LEU:HD22	49:S3:202:LEU:H	2.07	0.61
52:S6:213:ALA:O	52:S6:217:SER:N	3.04	0.61
78:SR:203:THR:HG21	78:SR:244:ALA:HA	1.83	0.61
1:1:1659:U:H2'	1:1:1660:C:C6	2.36	0.61
1:5:1597:C:H42	1:5:1610:G:H1	1.47	0.61
1:5:2659:G:H4'	1:5:2751:G:O2'	2.00	0.61
1:5:345:G:N7	87:5:4237:HOH:O	2.33	0.61
1:5:955:U:H2'	1:5:956:U:C6	2.34	0.61
45:6:149:C:H42	45:6:165:G:H1	1.48	0.61
64:C8:47:CYS:HB3	64:C8:54:LEU:HD11	1.82	0.61
77:E1:100:LEU:HG	77:E1:101:ALA:H	1.65	0.61
6:L4:229:ASN:OD1	6:L4:231:ALA:N	2.34	0.61
6:L4:49:ALA:HA	6:L4:109:TRP:CZ2	2.36	0.61
7:L5:211:LEU:HD22	7:L5:219:PHE:HB2	3.75	0.61
7:L5:85:ARG:NH2	7:L5:250:ASP:OD1	2.34	0.61
9:L7:53:LYS:O	9:L7:57:THR:HG23	2.49	0.61
9:L7:88:ARG:NH1	9:L7:91:GLY:O	2.49	0.61

Continued on next page...

Continued from previous page...

Atom-1	Atom-2	Interatomic distance (Å)	Clash overlap (Å)
22:N1:60:LYS:HB3	22:N1:76:ILE:HD13	2.01	0.61
28:N7:33:SER:OG	28:N7:35:SER:O	2.45	0.61
39:O8:41:THR:HG21	39:O8:62:ALA:HB2	1.82	0.61
55:S9:158:PHE:CD2	55:S9:164:PHE:HB3	2.90	0.61
1:1:1717:U:H2'	1:1:1718:G:C8	2.36	0.60
1:1:1845:G:C8	1:1:1845:G:H5'	2.33	0.60
2:3:28:C:H1'	2:3:55:A:H61	1.66	0.60
1:5:1783:U:H2'	1:5:1784:G:C8	2.36	0.60
1:5:973:A:H2'	1:5:974:G:O4'	2.01	0.60
70:D4:109:LYS:NZ	45:6:459:G:OP1	357.35	0.60
57:C1:6:THR:C	57:C1:8:GLN:H	2.04	0.60
1:1:2749:G:O2'	7:L5:35:ARG:HG2	2.00	0.60
9:L7:186:HIS:O	9:L7:190:THR:OG1	2.88	0.60
16:M5:143:ARG:HE	36:O5:92:LEU:HD23	2.71	0.60
40:O9:3:ALA:O	40:O9:5:LYS:HE3	6.46	0.60
1:1:860:G:OP1	44:Q3:17:ARG:NH1	2.34	0.60
47:S1:176:VAL:HG12	47:S1:177:GLN:H	1.65	0.60
49:S3:141:LYS:NZ	45:6:1275:A:N3	389.16	0.60
50:S4:107:GLY:HA2	50:S4:189:LEU:HG	2.37	0.60
54:S8:172:ARG:HE	54:S8:175:GLN:HG3	1.66	0.60
54:S8:81:VAL:HG22	54:S8:102:VAL:HG12	2.04	0.60
78:SR:207:ASP:OD1	78:SR:209:THR:OG1	2.15	0.60
1:1:1043:C:O3'	12:M0:90:ARG:NH1	2.34	0.60
1:1:1492:G:N7	40:O9:2:ALA:HB1	2.15	0.60
45:2:897:C:O2'	45:2:914:G:N2	2.34	0.60
1:5:1778:G:N2	1:5:2101:C:H41	1.97	0.60
45:6:836:U:H2'	45:6:837:G:C8	2.36	0.60
72:D6:15:ARG:NH1	45:6:936:G:N7	317.77	0.60
7:L5:14:SER:OG	2:7:68:C:OP1	299.97	0.60
65:C9:53:TRP:HH2	65:C9:100:ILE:HD12	1.73	0.60
70:D4:29:HIS:HB2	70:D4:67:GLY:HA2	4.29	0.60
4:L2:27:ALA:O	4:L2:128:ARG:NH2	2.45	0.60
5:L3:328:ILE:HG12	5:L3:329:PRO:HD2	1.83	0.60
6:L4:205:PRO:HB3	6:L4:247:PHE:CE2	2.87	0.60
11:L9:189:GLU:C	11:L9:191:LEU:H	2.05	0.60
42:Q1:15:ARG:NH1	45:6:1126:G:OP1	279.65	0.60
48:S2:139:ILE:HD11	48:S2:218:ILE:HD12	1.83	0.60
51:S5:25:LEU:HG	62:C6:27:GLY:O	2.01	0.60
51:S5:42:LEU:HD22	51:S5:47:SER:HA	1.82	0.60
55:S9:34:PHE:HD1	55:S9:111:THR:HG21	1.66	0.60
1:1:2947:G:C2	5:L3:250:ALA:HB1	2.36	0.60

Continued on next page...

Continued from previous page...

Atom-1	Atom-2	Interatomic distance (Å)	Clash overlap (Å)
1:1:2986:U:H2'	1:1:2987:A:C8	2.36	0.60
1:1:3232:G:H1	1:1:3255:U:H3	1.49	0.60
45:2:286:C:H2'	45:2:287:G:H5'	1.82	0.60
45:2:66:U:OP1	52:S6:136:LYS:NZ	2.32	0.60
45:6:1553:G:N2	45:6:1555:A:H3'	2.16	0.60
45:6:542:A:O2'	45:6:543:C:H3'	2.02	0.60
64:C8:6:GLN:HG2	71:D5:44:GLN:HB2	5.02	0.60
70:D4:20:ARG:HE	70:D4:22:GLN:HE21	5.44	0.60
10:L8:71:VAL:N	10:L8:234:GLY:O	2.93	0.60
15:M4:54:PRO:O	15:M4:56:GLN:HG2	2.14	0.60
29:N8:82:ILE:HG22	29:N8:87:ARG:HG3	3.80	0.60
48:S2:103:VAL:HG12	48:S2:190:LEU:HD12	1.81	0.60
52:S6:169:TYR:HD1	52:S6:170:THR:H	1.49	0.60
53:S7:101:LYS:HA	53:S7:112:ARG:NH1	2.16	0.60
78:SR:42:LEU:HB2	78:SR:61:PHE:HB2	2.81	0.60
1:1:1191:U:H3'	41:Q0:113:ARG:HH21	1.66	0.60
1:1:2112:U:H4'	1:1:2113:A:H5'	1.82	0.60
1:1:2444:C:H42	1:1:2503:G:H21	1.47	0.60
45:2:688:G:H2'	45:2:689:G:H8	1.66	0.60
45:6:531:C:H2'	45:6:532:U:H5'	1.83	0.60
72:D6:10:ARG:HB2	72:D6:34:LYS:HG3	1.82	0.60
6:L4:152:VAL:HG22	6:L4:172:VAL:HG21	1.83	0.60
6:L4:44:LYS:HB3	6:L4:47:ARG:NH1	2.15	0.60
10:L8:152:LEU:HD13	10:L8:180:VAL:HG21	3.11	0.60
14:M3:93:ILE:HG22	14:M3:94:GLY:H	4.59	0.60
19:M8:33:TYR:HA	19:M8:36:LEU:HB2	1.81	0.60
21:N0:10:ILE:HG12	21:N0:26:ARG:HB2	1.83	0.60
28:N7:50:PRO:HD3	28:N7:68:ILE:HG12	1.84	0.60
1:1:1639:C:N4	35:O4:73:SER:HB2	2.17	0.60
44:Q3:19:GLY:HA2	1:5:1925:U:O2	238.40	0.60
47:S1:180:THR:H	47:S1:183:GLN:HB2	4.90	0.60
52:S6:23:ARG:HD3	52:S6:41:VAL:O	2.02	0.60
78:SR:123:ILE:HG22	78:SR:133:VAL:HG22	2.02	0.60
1:1:2769:A:H61	1:1:2789:U:H3	1.48	0.60
1:5:1950:U:OP1	1:5:1950:U:H4'	2.00	0.60
1:5:2444:C:H41	1:5:2503:G:H1	1.49	0.60
45:6:1531:G:H2'	45:6:1532:U:C6	2.36	0.60
54:S8:47:ARG:NH1	45:6:397:A:OP2	310.85	0.60
63:C7:102:VAL:HG12	63:C7:104:ASN:H	5.46	0.60
68:D2:101:TYR:HA	68:D2:113:HIS:CE1	2.34	0.60
68:D2:79:PHE:H	68:D2:125:ILE:HG22	1.66	0.60

Continued on next page...

Continued from previous page...

Atom-1	Atom-2	Interatomic distance (Å)	Clash overlap (Å)
4:L2:117:GLU:HB2	4:L2:162:ALA:HB1	2.34	0.60
5:L3:76:VAL:HG12	5:L3:325:LYS:HA	1.87	0.60
12:M0:54:SER:HB2	12:M0:135:ILE:HD11	2.01	0.60
52:S6:13:GLN:OE1	45:6:151:G:N2	310.72	0.60
52:S6:2:LYS:HB3	52:S6:108:VAL:HG12	5.27	0.60
49:S3:117:ARG:NE	79:SM:122:GLU:HB3	2.17	0.60
1:1:2312:A:OP1	1:1:2314:U:H5	1.84	0.60
45:2:1557:U:OP2	45:2:1559:A:O2'	2.16	0.60
28:N7:56:LYS:NZ	1:5:2574:G:OP2	183.37	0.60
43:Q2:28:TYR:HE2	1:5:2791:G:H21	199.72	0.60
45:6:322:G:H8	45:6:322:G:H5'	1.65	0.60
61:C5:110:GLU:N	61:C5:110:GLU:OE2	4.20	0.60
8:L6:2:SER:N	1:5:1385:C:HO2'	137.36	0.60
14:M3:101:ARG:HH22	14:M3:112:ASN:ND2	2.70	0.60
16:M5:46:ASP:OD1	16:M5:50:ARG:NH2	2.32	0.60
21:N0:26:ARG:O	22:N1:150:THR:HA	2.22	0.60
46:S0:38:PHE:CD1	46:S0:39:ASN:HB2	2.57	0.60
49:S3:43:PRO:O	49:S3:44:THR:HG22	4.68	0.60
1:1:3100:U:O2'	1:1:3101:G:OP2	2.15	0.60
1:1:3153:U:H6	1:1:3157:U:O2	1.85	0.60
1:5:2141:U:OP1	87:5:4274:HOH:O	2.17	0.60
1:5:975:C:H2'	1:5:976:U:C6	2.34	0.60
45:6:1755:A:N7	45:6:1756:A:N6	2.50	0.60
57:C1:93:TYR:OH	57:C1:98:ASN:OD1	2.47	0.60
59:C3:76:LYS:HA	59:C3:81:ALA:HB2	1.82	0.60
63:C7:24:LEU:HD12	63:C7:58:MET:HE2	2.51	0.60
6:L4:206:LEU:HB2	6:L4:246:ARG:HD2	2.80	0.60
10:L8:106:LYS:HA	10:L8:109:LEU:HB2	1.82	0.60
10:L8:210:ALA:HA	10:L8:213:LYS:HB3	2.35	0.60
12:M0:76:MET:HA	12:M0:76:MET:HE3	6.11	0.60
2:3:44:C:OP2	13:M1:137:ARG:NH2	2.35	0.60
15:M4:38:ILE:HD11	21:N0:150:PHE:CE2	2.37	0.60
19:M8:58:ASN:HB3	19:M8:144:ARG:HH21	2.44	0.60
29:N8:16:SER:HB3	87:5:4504:HOH:O	177.17	0.60
47:S1:218:LEU:HD22	47:S1:219:LYS:H	1.66	0.60
78:SR:90:ARG:HH21	78:SR:102:ARG:HE	1.89	0.60
1:1:1577:G:H2'	1:1:1578:C:O4'	2.02	0.60
1:1:1632:A:H2'	1:1:1633:C:C6	2.35	0.60
1:1:549:U:H2'	1:1:550:A:C8	2.36	0.60
45:2:1756:A:OP1	45:2:1756:A:N3	2.35	0.60
7:L5:279:LYS:NZ	2:7:110:G:OP2	324.94	0.60

Continued on next page...

Continued from previous page...

Atom-1	Atom-2	Interatomic distance (Å)	Clash overlap (Å)
4:L2:6:ARG:HH12	4:L2:199:THR:H	1.49	0.60
5:L3:350:ALA:O	5:L3:351:LEU:HB2	2.00	0.60
6:L4:257:LYS:O	6:L4:260:GLN:HB2	2.24	0.60
1:1:2622:C:N4	12:M0:114:GLY:O	2.35	0.60
20:M9:20:ARG:NH1	1:5:1874:A:OP2	143.36	0.60
20:M9:25:ASP:HB3	20:M9:28:GLU:HB2	5.21	0.60
36:O5:24:LEU:HA	36:O5:27:GLU:HB2	3.01	0.60
51:S5:23:VAL:O	51:S5:34:GLN:NE2	2.35	0.60
1:1:507:U:H2'	1:1:508:U:C6	2.36	0.60
1:1:637:C:H4'	1:1:638:C:OP1	2.02	0.60
45:2:788:A:P	50:S4:108:ARG:HH12	2.25	0.60
46:S0:50:VAL:HG22	63:C7:109:LEU:HD21	2.55	0.60
45:2:521:A:O2'	70:D4:34:ASN:OD1	2.15	0.60
7:L5:211:LEU:HB3	7:L5:219:PHE:HD2	1.66	0.60
10:L8:34:PHE:H	10:L8:39:ALA:HB3	4.51	0.60
12:M0:48:LEU:O	12:M0:139:ARG:HA	2.17	0.60
29:N8:3:SER:O	29:N8:6:THR:HG22	2.21	0.60
38:O7:5:THR:HA	38:O7:8:PHE:CD2	2.37	0.60
48:S2:208:GLU:O	48:S2:212:LYS:HB2	2.02	0.60
50:S4:71:LYS:HB2	50:S4:76:VAL:HA	1.84	0.60
53:S7:129:LEU:HD21	53:S7:172:VAL:HG11	1.82	0.60
78:SR:161:ALA:C	78:SR:163:ASP:H	3.70	0.60
1:1:1856:C:H2'	1:1:1857:C:H6	1.66	0.60
1:1:2662:G:H2'	1:1:2663:G:C8	2.36	0.60
1:1:266:A:OP1	16:M5:5:LYS:NZ	2.24	0.60
1:1:2723:U:H5''	22:N1:89:LEU:HD12	1.83	0.60
1:1:546:C:H5'	1:1:547:G:N7	2.17	0.60
45:2:1595:U:H3	45:2:1600:A:H2	1.49	0.60
45:2:503:G:O2'	45:2:504:U:OP1	2.17	0.60
17:M6:68:ARG:NH1	1:5:2988:C:OP1	218.10	0.60
45:6:116:U:H2'	45:6:117:U:C6	2.36	0.60
57:C1:109:VAL:HG12	57:C1:137:PHE:HB2	5.06	0.60
59:C3:132:VAL:O	59:C3:134:VAL:N	3.28	0.60
70:D4:37:LYS:HA	70:D4:40:LEU:HB2	2.93	0.60
76:E0:44:PHE:HA	76:E0:47:VAL:HG22	5.81	0.60
6:L4:31:ARG:O	6:L4:35:VAL:HG23	2.02	0.60
7:L5:22:ARG:NH1	7:L5:28:THR:OG1	5.00	0.60
28:N7:9:LYS:HB3	28:N7:25:ILE:HD12	1.84	0.60
29:N8:35:ALA:HB2	1:5:39:A:H5''	167.17	0.60
30:N9:38:LYS:O	30:N9:39:PHE:HB3	4.52	0.60
44:Q3:56:THR:HG22	44:Q3:63:THR:HG23	1.97	0.60

Continued on next page...

Continued from previous page...

Atom-1	Atom-2	Interatomic distance (Å)	Clash overlap (Å)
48:S2:152:HIS:CD2	48:S2:153:SER:H	2.20	0.60
1:1:3386:G:H5'	32:O1:10:ARG:NH2	2.17	0.59
45:2:738:G:H2'	45:2:739:G:H8	1.67	0.59
1:5:171:G:OP1	1:5:171:G:H4'	2.02	0.59
7:L5:178:ASN:OD1	1:5:2746:A:H5'	252.69	0.59
2:7:119:U:H2'	2:7:120:C:H6	1.65	0.59
57:C1:82:ARG:HE	57:C1:113:PRO:HG3	2.32	0.59
58:C2:91:VAL:HG23	58:C2:92:ALA:H	1.67	0.59
62:C6:93:HIS:HA	62:C6:97:VAL:HG13	1.83	0.59
62:C6:95:LYS:HE3	62:C6:96:TYR:CZ	2.37	0.59
70:D4:56:SER:HB3	70:D4:74:LEU:HB2	2.33	0.59
72:D6:87:ARG:NH2	72:D6:94:ASN:O	2.29	0.59
5:L3:296:THR:HG22	5:L3:298:PHE:N	3.58	0.59
6:L4:195:ARG:CB	6:L4:197:ARG:HH21	2.14	0.59
1:1:1212:A:H1'	21:N0:114:HIS:HE1	1.66	0.59
23:N2:53:ALA:O	23:N2:68:THR:HG22	2.02	0.59
44:Q3:7:LYS:O	44:Q3:27:LYS:NZ	2.34	0.59
51:S5:117:THR:HG21	51:S5:194:LEU:HB3	2.05	0.59
1:1:2829:U:OP2	87:1:4164:HOH:O	2.15	0.59
1:1:72:C:H5'	14:M3:63:VAL:HG22	1.83	0.59
45:2:1580:C:H4'	62:C6:137:ARG:HB2	1.83	0.59
45:2:1663:G:H2'	45:2:1664:C:H6	1.65	0.59
45:2:322:G:O2'	54:S8:10:LYS:NZ	2.35	0.59
45:2:217:A:O2'	45:2:830:U:O2'	2.20	0.59
2:3:49:G:C5	7:L5:58:LYS:HG3	2.37	0.59
1:5:1816:A:H2'	1:5:1817:G:H5''	1.83	0.59
38:O7:65:ARG:HH21	3:8:43:A:N6	83.29	0.59
63:C7:88:VAL:HG12	63:C7:89:SER:N	4.76	0.59
4:L2:111:THR:HB	4:L2:136:ILE:HD13	1.84	0.59
5:L3:53:MET:HG2	5:L3:77:THR:HG22	1.84	0.59
5:L3:7:GLU:OE1	87:L3:502:HOH:O	2.16	0.59
6:L4:47:ARG:NH1	6:L4:109:TRP:O	2.36	0.59
12:M0:50:VAL:HG23	12:M0:138:VAL:HG23	6.23	0.59
16:M5:70:ASN:ND2	1:5:2600:C:OP1	155.52	0.59
18:M7:67:ILE:HG13	18:M7:82:ARG:CZ	2.32	0.59
27:N6:113:LYS:HB2	3:8:84:C:H1'	21.59	0.59
32:O1:15:ASN:O	32:O1:19:ARG:NH1	3.39	0.59
53:S7:46:ILE:HG12	53:S7:60:ILE:HG23	3.05	0.59
55:S9:161:THR:HG22	55:S9:162:SER:H	1.66	0.59
1:1:20:A:OP2	36:O5:90:ARG:NH1	2.34	0.59
1:1:2987:A:H2'	1:1:2988:C:C6	2.36	0.59

Continued on next page...

Continued from previous page...

Atom-1	Atom-2	Interatomic distance (Å)	Clash overlap (Å)
58:C2:29:LYS:HA	58:C2:32:LEU:HB2	3.65	0.59
58:C2:54:ARG:HB3	77:E1:128:ALA:HB1	5.44	0.59
51:S5:75:GLY:O	62:C6:122:ARG:NH2	2.34	0.59
70:D4:8:ARG:HB2	70:D4:26:ASP:HB3	1.84	0.59
9:L7:40:LYS:HA	9:L7:43:ILE:HD12	2.13	0.59
16:M5:119:TYR:OH	16:M5:131:GLU:OE1	2.16	0.59
16:M5:49:ARG:HH22	1:5:115:A:P	98.74	0.59
24:N3:118:VAL:O	24:N3:137:VAL:N	2.29	0.59
3:4:38:U:C4	36:O5:89:ARG:HD2	2.37	0.59
50:S4:13:ALA:O	50:S4:39:ARG:NH2	2.36	0.59
53:S7:160:GLN:HA	53:S7:163:ASP:HB2	3.50	0.59
55:S9:12:TYR:OH	85:6:2173:LLL:N33	393.38	0.59
1:1:148:G:OP2	16:M5:4:TYR:OH	2.12	0.59
1:1:1556:C:H5"	1:1:2169:G:N2	2.17	0.59
1:1:2273:G:N2	1:1:2311:G:H2'	2.16	0.59
1:1:2644:C:O2'	12:M0:116:ARG:O	2.20	0.59
45:2:116:U:H2'	45:2:117:U:C6	2.38	0.59
3:4:104:A:C8	3:4:105:A:C8	2.90	0.59
1:5:1867:A:H2'	1:5:1868:G:C8	2.37	0.59
22:N1:68:THR:OG1	1:5:2737:C:H4'	223.55	0.59
1:5:693:A:H2'	1:5:694:C:H6	1.67	0.59
1:5:816:A:H5'	1:5:906:A:H61	1.67	0.59
76:E0:17:GLN:NE2	45:6:563:U:H4'	383.97	0.59
45:6:877:G:H5'	45:6:937:C:H1'	1.83	0.59
3:8:139:U:H2'	3:8:140:G:H8	1.66	0.59
45:2:1604:U:H5"	66:D0:79:TRP:CD1	2.38	0.59
66:D0:35:GLU:OE1	66:D0:89:ARG:NH1	5.84	0.59
69:D3:12:ALA:O	69:D3:16:ARG:HG2	2.02	0.59
6:L4:341:SER:O	1:5:515:C:O2'	300.10	0.59
12:M0:3:ARG:HH22	1:5:2854:U:P	291.30	0.59
13:M1:49:LYS:HE3	79:SM:26:VAL:HG11	2.19	0.59
14:M3:73:ARG:NH2	1:5:77:A:N7	79.82	0.59
17:M6:108:ILE:HD12	17:M6:117:ARG:HD3	3.19	0.59
23:N2:42:LYS:HB3	23:N2:45:GLY:O	4.35	0.59
39:O8:46:ARG:HH21	39:O8:51:LEU:HB2	1.68	0.59
79:SM:96:ARG:H	45:6:1274:C:H5	360.67	0.59
45:2:240:U:H4'	45:2:240:U:OP2	2.01	0.59
45:2:766:U:H5'	45:2:767:U:H5"	1.83	0.59
45:2:934:C:N3	45:2:1077:C:H4'	2.17	0.59
9:L7:110:ARG:HD3	1:5:1333:C:H5"	232.99	0.59
1:5:1660:C:H2'	1:5:1661:G:C8	2.37	0.59

Continued on next page...

Continued from previous page...

Atom-1	Atom-2	Interatomic distance (Å)	Clash overlap (Å)
45:6:1081:A:H4'	45:6:1082:C:O5'	2.02	0.59
51:S5:124:LEU:HD21	71:D5:59:TYR:HB2	1.83	0.59
12:M0:47:PRO:HB2	12:M0:178:ARG:HH11	3.44	0.59
14:M3:36:ARG:HG2	14:M3:39:ARG:NH2	2.18	0.59
14:M3:85:LEU:HD23	14:M3:90:ALA:HB2	1.84	0.59
27:N6:38:GLU:HG2	27:N6:39:LEU:HD23	4.85	0.59
37:O6:93:ILE:O	37:O6:96:ALA:N	3.30	0.59
46:S0:191:ARG:H	46:S0:191:ARG:HD3	1.68	0.59
51:S5:20:PHE:HE1	51:S5:34:GLN:HG2	4.49	0.59
1:1:1108:U:H2'	1:1:1109:U:H6	1.68	0.59
1:1:1108:U:H2'	1:1:1109:U:C6	2.38	0.59
1:1:1786:G:H2'	1:1:1787:A:C8	2.37	0.59
1:1:929:A:H2'	1:1:930:U:C6	2.37	0.59
45:2:170:U:H3	45:2:289:U:HO2'	1.45	0.59
1:5:1549:U:H2'	1:5:1550:C:H6	1.68	0.59
1:5:1912:U:N3	1:5:2122:G:OP2	2.36	0.59
4:L2:200:ARG:NH1	1:5:2146:C:OP1	212.12	0.59
1:5:2881:C:H2'	1:5:2882:U:C6	2.38	0.59
45:6:16:G:H2'	45:6:17:C:C6	2.37	0.59
45:6:252:U:H2'	45:6:253:A:C8	2.38	0.59
55:S9:143:ILE:HG12	45:6:768:C:C2	417.11	0.59
7:L5:265:TYR:OH	2:7:121:U:OP2	313.59	0.59
57:C1:86:ILE:HD11	57:C1:125:VAL:HG21	3.65	0.59
58:C2:91:VAL:HG23	58:C2:92:ALA:N	2.17	0.59
63:C7:100:LEU:O	63:C7:120:SER:OG	2.15	0.59
67:D1:56:SER:OG	67:D1:59:VAL:HG23	2.17	0.59
4:L2:14:SER:OG	4:L2:15:ILE:N	2.67	0.59
5:L3:143:GLY:HA2	5:L3:146:ARG:HH11	3.25	0.59
7:L5:156:GLY:HA2	7:L5:181:PRO:HD3	1.85	0.59
11:L9:105:GLU:CB	11:L9:110:LYS:H	2.15	0.59
13:M1:116:TYR:HE1	13:M1:118:PRO:HA	2.30	0.59
15:M4:32:LEU:HD11	15:M4:94:TRP:CG	2.37	0.59
21:N0:12:ARG:HB3	21:N0:24:LEU:HD23	1.85	0.59
21:N0:91:TYR:O	21:N0:137:ARG:NH1	2.60	0.59
28:N7:14:VAL:HG22	35:O4:86:LYS:HG2	1.85	0.59
31:O0:45:ALA:O	31:O0:48:THR:OG1	4.78	0.59
37:O6:57:LEU:HD11	37:O6:73:ALA:HB2	1.85	0.59
49:S3:116:ARG:HB3	49:S3:120:TYR:CE2	4.56	0.59
51:S5:122:ASN:HB2	51:S5:129:PRO:HD3	1.85	0.59
78:SR:178:VAL:HG23	78:SR:199:ILE:HD13	1.85	0.59
78:SR:5:GLU:HA	78:SR:317:THR:HA	2.95	0.59

Continued on next page...

Continued from previous page...

Atom-1	Atom-2	Interatomic distance (Å)	Clash overlap (Å)
1:1:883:A:H5''	1:1:884:A:OP1	2.03	0.59
45:2:1451:C:H2'	45:2:1452:U:H6	1.67	0.59
45:2:973:A:H2'	45:2:974:A:H8	1.67	0.59
1:5:2211:U:H5	1:5:2234:G:H1	1.51	0.59
64:C8:45:LEU:HD11	65:C9:36:ILE:HG22	2.30	0.59
6:L4:36:HIS:O	6:L4:40:THR:HG23	2.33	0.59
14:M3:59:ARG:HD2	14:M3:69:VAL:HG23	4.10	0.59
1:1:743:C:O2	19:M8:141:ARG:HD3	2.02	0.59
26:N5:121:LYS:HD3	26:N5:123:TYR:CE1	2.43	0.59
28:N7:22:LYS:HD3	28:N7:130:PHE:HA	3.04	0.59
51:S5:130:ILE:HG13	51:S5:131:GLN:N	2.17	0.59
53:S7:141:ARG:NH1	53:S7:143:LEU:HD21	3.55	0.59
45:2:1662:G:O6	85:2:2044:LLL:N21	2.27	0.59
45:2:73:U:H1'	45:2:74:U:H5'	1.84	0.59
45:2:751:G:H2'	45:2:752:A:C8	2.36	0.59
1:5:1093:A:H4'	1:5:1093:A:OP1	2.02	0.59
1:5:1575:A:H3'	1:5:1576:G:H5''	1.84	0.59
1:5:1764:U:C5	1:5:1765:U:H1'	2.38	0.59
1:5:1805:C:H2'	1:5:1806:A:H8	1.68	0.59
1:5:1952:G:H21	1:5:2095:G:N2	2.01	0.59
45:6:1171:A:N7	87:6:2234:HOH:O	2.32	0.59
45:6:647:G:N2	45:6:687:G:H22	2.01	0.59
57:C1:33:ARG:NH2	57:C1:48:ALA:O	4.94	0.59
61:C5:98:ASN:HB2	61:C5:122:THR:HA	1.84	0.59
62:C6:32:ASN:N	62:C6:67:VAL:O	2.19	0.59
63:C7:41:ILE:HD13	63:C7:50:ILE:HD12	3.24	0.59
71:D5:68:ARG:HB3	71:D5:69:LEU:HD12	6.15	0.59
5:L3:205:VAL:HG11	5:L3:322:ILE:HD11	1.85	0.59
6:L4:60:THR:HG23	1:5:364:G:OP1	127.41	0.59
19:M8:165:ILE:HD11	19:M8:172:PHE:HB3	1.83	0.59
48:S2:162:CYS:H	48:S2:213:ALA:HB2	2.08	0.59
51:S5:125:THR:O	51:S5:127:GLN:NE2	2.33	0.59
51:S5:33:VAL:HG13	51:S5:37:GLN:OE1	3.35	0.59
1:1:1038:C:H4'	7:L5:5:LYS:HE3	1.83	0.59
1:1:1219:C:H4'	1:1:1223:A:H1'	1.83	0.59
1:1:439:C:H3'	1:1:440:A:O4'	2.02	0.59
1:1:691:A:OP1	6:L4:46:LYS:NZ	2.34	0.59
45:2:1142:A:H5''	72:D6:2:PRO:HG3	1.85	0.59
45:2:273:G:H1	45:2:283:U:H3	1.50	0.59
45:2:299:A:OP1	50:S4:30:ARG:NH2	2.36	0.59
3:4:68:G:OP2	85:4:224:LLL:N61	2.35	0.59

Continued on next page...

Continued from previous page...

Atom-1	Atom-2	Interatomic distance (Å)	Clash overlap (Å)
1:5:1082:U:H2'	1:5:1083:G:O4'	2.03	0.59
1:5:1231:A:H5''	1:5:1232:C:H5'	1.85	0.59
64:C8:138:THR:OG1	45:6:1459:C:OP2	349.08	0.59
65:C9:89:ARG:NH2	45:6:1562:G:OP1	376.85	0.59
45:6:846:G:H2'	45:6:847:A:H8	1.67	0.59
2:7:3:U:H2'	2:7:4:U:C6	2.36	0.59
70:D4:47:VAL:HG13	70:D4:48:TYR:HD2	5.12	0.59
51:S5:148:ARG:HE	74:D8:22:ARG:HH22	3.22	0.59
51:S5:161:ASP:O	74:D8:44:VAL:HA	2.12	0.59
4:L2:143:GLU:O	4:L2:145:LYS:HG2	2.02	0.59
9:L7:132:PRO:HA	9:L7:229:PHE:CD1	2.38	0.59
13:M1:75:LYS:O	13:M1:79:ILE:HG13	2.46	0.59
24:N3:87:ARG:HH12	24:N3:137:VAL:HG11	2.07	0.59
29:N8:90:TYR:CG	29:N8:100:PRO:HG3	2.36	0.59
38:O7:59:THR:HG22	3:8:41:A:O2'	90.73	0.59
47:S1:158:SER:HA	47:S1:161:ILE:HD12	2.43	0.59
47:S1:179:SER:CB	47:S1:183:GLN:HB2	2.32	0.59
49:S3:90:ARG:O	49:S3:91:VAL:HG22	3.58	0.59
51:S5:222:LYS:HA	51:S5:225:ARG:NH1	3.81	0.59
78:SR:19:TRP:O	78:SR:37:SER:HA	2.03	0.59
1:1:1407:A:H5''	1:1:1408:G:OP2	2.03	0.59
1:1:353:G:O6	38:O7:52:LYS:HE2	2.02	0.59
1:1:922:U:OP2	87:1:4157:HOH:O	2.17	0.59
1:5:1072:G:H2'	1:5:1073:U:C6	2.38	0.59
1:5:1072:G:H2'	1:5:1073:U:H6	1.68	0.59
1:5:2255:A:H5''	1:5:2256:A:OP2	2.03	0.59
45:6:138:A:H5''	45:6:138:A:N3	2.18	0.59
45:6:327:U:H2'	45:6:328:A:C8	2.37	0.59
45:6:416:A:H4'	45:6:417:A:OP2	2.03	0.59
64:C8:83:ALA:HA	64:C8:86:LEU:HD23	1.84	0.59
45:2:159:U:H5'	70:D4:117:LYS:HD3	1.84	0.59
5:L3:284:ARG:HB3	5:L3:323:MET:HB3	1.85	0.59
9:L7:144:ILE:O	9:L7:148:VAL:HG23	2.03	0.59
15:M4:12:TRP:CZ2	21:N0:153:PRO:HB3	2.38	0.59
19:M8:64:VAL:HG13	19:M8:93:ILE:HD11	1.84	0.59
20:M9:165:LYS:NZ	45:6:850:A:O3'	305.67	0.59
51:S5:41:LYS:HD2	51:S5:67:PRO:HB2	1.84	0.59
1:1:1369:A:OP2	87:1:4165:HOH:O	2.16	0.58
1:1:2896:A:OP1	41:Q0:102:ARG:NE	2.28	0.58
45:2:1344:A:H2'	45:2:1345:A:C8	2.38	0.58
44:Q3:17:ARG:NH1	1:5:860:G:OP1	219.35	0.58

Continued on next page...

Continued from previous page...

Atom-1	Atom-2	Interatomic distance (Å)	Clash overlap (Å)
45:6:1121:C:H2'	45:6:1122:G:C8	2.38	0.58
71:D5:60:VAL:HG11	71:D5:89:ILE:HG21	3.30	0.58
6:L4:330:TYR:HB2	9:L7:45:LEU:HD22	5.14	0.58
11:L9:101:VAL:HG12	11:L9:136:PHE:HE1	1.66	0.58
6:L4:300:ARG:O	19:M8:39:ARG:NH1	2.36	0.58
26:N5:135:ILE:HD11	26:N5:138:ARG:HH11	1.67	0.58
47:S1:26:ARG:HD2	47:S1:49:ASN:HB3	2.02	0.58
45:2:106:U:H2'	45:2:107:C:O4'	2.03	0.58
45:2:158:U:O2'	45:2:159:U:H3'	2.03	0.58
1:5:2771:U:OP2	1:5:2772:C:N4	2.37	0.58
63:C7:3:ARG:NH1	45:6:1414:U:OP2	400.59	0.58
40:O9:15:LYS:NZ	3:8:46:G:OP2	87.51	0.58
49:S3:76:ARG:HG3	56:C0:65:TYR:HE1	1.68	0.58
68:D2:27:ILE:HG12	68:D2:61:ILE:HB	1.85	0.58
5:L3:188:ILE:HD12	5:L3:189:SER:N	2.18	0.58
8:L6:54:TYR:HE2	8:L6:63:LEU:HD22	1.68	0.58
12:M0:210:ILE:HG12	12:M0:217:PHE:CZ	2.38	0.58
24:N3:75:PRO:HG2	24:N3:103:ALA:O	3.64	0.58
29:N8:74:ASN:HB3	29:N8:115:LYS:H	1.68	0.58
35:O4:85:VAL:HA	35:O4:88:ARG:HB3	4.22	0.58
36:O5:31:LEU:HD21	36:O5:43:LYS:HD2	1.84	0.58
38:O7:18:LEU:HA	38:O7:24:ARG:O	4.58	0.58
3:4:41:A:O2'	38:O7:59:THR:HG22	2.04	0.58
47:S1:41:ARG:NH2	47:S1:97:LEU:HD11	2.18	0.58
48:S2:108:ASN:O	48:S2:110:HIS:ND1	2.37	0.58
49:S3:76:ARG:HG3	49:S3:77:PHE:CD1	5.27	0.58
52:S6:152:ASP:OD1	52:S6:154:ARG:HG2	5.71	0.58
52:S6:197:ASN:OD1	52:S6:201:GLN:NE2	3.67	0.58
53:S7:99:LEU:HB3	53:S7:108:GLN:HE22	13.36	0.58
1:1:3353:G:H5'	54:S8:162:ALA:HA	1.84	0.58
55:S9:146:PHE:HZ	45:6:765:G:N1	430.49	0.58
45:2:452:A:H3'	45:2:453:U:C5	2.38	0.58
45:2:591:A:H2'	45:2:592:A:H8	1.67	0.58
45:2:646:C:H2'	45:2:647:G:C8	2.38	0.58
45:2:238:U:OP2	45:2:834:G:H4'	2.02	0.58
1:5:1596:C:H2'	1:5:1597:C:C6	2.39	0.58
1:5:2278:C:O2	87:5:4266:HOH:O	2.11	0.58
1:5:2921:U:H2'	1:5:2923:U:OP2	2.03	0.58
1:5:406:G:O6	85:5:4154:LLL:N12	2.36	0.58
1:5:900:G:H2'	1:5:901:G:C8	2.38	0.58
45:6:1087:A:H2'	45:6:1088:A:C8	2.38	0.58

Continued on next page...

Continued from previous page...

Atom-1	Atom-2	Interatomic distance (Å)	Clash overlap (Å)
45:6:151:G:H22	45:6:163:G:N2	2.01	0.58
61:C5:12:PHE:O	61:C5:14:THR:OG1	8.04	0.58
62:C6:83:GLN:NE2	62:C6:119:ALA:HA	2.54	0.58
71:D5:49:ARG:O	71:D5:53:GLU:N	2.26	0.58
4:L2:31:THR:HG21	1:5:2521:U:H5'	182.04	0.58
11:L9:47:LYS:N	15:M4:7:VAL:HG11	2.18	0.58
12:M0:24:ARG:NH1	12:M0:24:ARG:HB2	2.18	0.58
14:M3:140:SER:OG	14:M3:141:ALA:N	2.42	0.58
24:N3:79:VAL:HB	24:N3:118:VAL:HG22	1.84	0.58
29:N8:147:LEU:HB2	37:O6:7:ILE:HG22	1.86	0.58
46:S0:185:ARG:H	67:D1:44:ARG:HA	1.66	0.58
47:S1:138:PHE:CD2	47:S1:214:LYS:HB3	2.39	0.58
47:S1:140:ILE:HG21	47:S1:213:ARG:HD3	1.85	0.58
79:SM:61:ILE:HD12	79:SM:62:ARG:H	1.67	0.58
1:1:1176:C:H2'	1:1:1177:G:N2	2.19	0.58
1:1:1654:A:H2'	1:1:1655:G:H5''	1.84	0.58
1:1:2608:G:OP1	4:L2:2:GLY:N	2.36	0.58
1:1:3295:A:OP2	5:L3:126:LYS:N	2.36	0.58
1:1:3308:C:N3	18:M7:69:ARG:NH1	2.50	0.58
45:2:1573:A:H4'	45:2:1574:G:H5'	1.85	0.58
45:2:791:A:H2'	45:2:792:U:C6	2.39	0.58
1:5:71:A:C2	1:5:2778:G:H1'	2.38	0.58
1:5:3045:G:H2'	1:5:3046:A:O4'	2.03	0.58
59:C3:100:LYS:HG2	59:C3:104:ARG:HH11	1.68	0.58
59:C3:132:VAL:O	59:C3:134:VAL:HG13	5.55	0.58
61:C5:103:ASN:ND2	79:SM:56:GLY:HA2	2.18	0.58
4:L2:104:LEU:HG	4:L2:158:ILE:HD11	1.85	0.58
5:L3:41:VAL:CA	5:L3:185:GLY:HA3	2.43	0.58
17:M6:3:VAL:HG13	17:M6:4:GLU:HG3	1.86	0.58
22:N1:40:VAL:HB	22:N1:96:ILE:HG23	2.01	0.58
39:O8:46:ARG:NH1	39:O8:47:GLY:O	2.68	0.58
38:O7:14:LYS:HD2	40:O9:51:ILE:HG13	3.40	0.58
40:O9:9:ILE:O	40:O9:13:MET:N	3.01	0.58
50:S4:252:ARG:O	50:S4:256:ARG:HB2	2.04	0.58
51:S5:145:ASP:OD1	74:D8:45:LYS:NZ	2.36	0.58
52:S6:66:GLY:HA2	45:6:1681:A:H1'	272.92	0.58
53:S7:12:ALA:HB3	53:S7:13:PRO:HD3	1.90	0.58
45:2:768:C:C2	55:S9:143:ILE:HG12	2.38	0.58
1:1:2226:U:H2'	1:1:2227:C:C6	2.39	0.58
1:1:2898:G:N7	41:Q0:125:LYS:HE2	2.17	0.58
1:1:934:G:OP1	87:1:4166:HOH:O	2.17	0.58

Continued on next page...

Continued from previous page...

Atom-1	Atom-2	Interatomic distance (Å)	Clash overlap (Å)
45:2:195:G:H2'	45:2:196:G:H5'	1.85	0.58
1:5:2102:U:H2'	1:5:2103:U:C5	2.38	0.58
1:5:3275:U:O2'	1:5:3276:G:OP2	2.18	0.58
52:S6:159:ARG:NH2	45:6:79:C:OP1	350.16	0.58
45:6:827:C:H3'	45:6:828:U:H5''	1.85	0.58
45:6:844:A:H2'	45:6:845:G:H8	1.67	0.58
3:8:157:U:H4'	3:8:157:U:OP1	2.04	0.58
60:C4:26:THR:HG21	60:C4:97:GLY:HA3	1.86	0.58
72:D6:96:ALA:C	72:D6:98:PRO:HD2	2.23	0.58
9:L7:151:ARG:NH1	9:L7:244:ASN:O	3.55	0.58
10:L8:35:GLY:O	10:L8:36:ILE:HB	2.04	0.58
11:L9:26:LYS:HA	11:L9:35:THR:HG22	2.14	0.58
13:M1:96:PHE:HB2	13:M1:156:LYS:HE3	1.84	0.58
16:M5:138:GLN:HA	16:M5:143:ARG:HH11	1.68	0.58
23:N2:28:PHE:HE1	23:N2:83:TYR:HE2	2.13	0.58
33:O2:64:LYS:HE2	33:O2:65:PHE:CE2	2.38	0.58
46:S0:134:LYS:O	46:S0:137:SER:OG	2.13	0.58
46:S0:17:LEU:HD23	46:S0:172:LEU:HD13	2.64	0.58
47:S1:183:GLN:O	47:S1:187:LYS:N	2.35	0.58
52:S6:142:ARG:HG3	52:S6:153:VAL:HG21	1.86	0.58
1:1:1730:G:N7	31:O0:28:LYS:HB2	2.19	0.58
1:1:2971:A:N3	1:1:2971:A:H3'	2.18	0.58
1:5:2662:G:H2'	1:5:2663:G:C8	2.38	0.58
1:5:908:G:N7	85:5:4158:LLL:N61	2.52	0.58
49:S3:204:ASP:CG	45:6:1330:G:H22	419.93	0.58
26:N5:54:TYR:OH	3:8:60:U:OP1	63.22	0.58
60:C4:125:SER:OG	60:C4:126:THR:N	2.35	0.58
75:D9:19:ARG:HD2	75:D9:32:ARG:HD2	2.41	0.58
77:E1:108:VAL:HG22	77:E1:114:VAL:HG22	1.85	0.58
24:N3:23:MET:HE3	24:N3:100:GLY:HA3	2.55	0.58
1:1:1373:A:OP2	29:N8:7:LYS:NZ	2.37	0.58
4:L2:172:GLY:H	44:Q3:67:GLY:HA2	2.79	0.58
49:S3:204:ASP:OD1	45:6:1330:G:N2	418.36	0.58
50:S4:126:VAL:HG11	50:S4:155:LYS:O	2.39	0.58
52:S6:12:SER:HB3	52:S6:124:LEU:HD12	1.85	0.58
1:1:2314:U:HO2'	1:1:2315:G:P	2.26	0.58
1:1:2898:G:OP2	1:1:2899:C:H5'	2.04	0.58
1:1:3024:A:H5''	1:1:3025:C:OP2	2.04	0.58
1:1:345:G:OP1	1:1:1429:G:N1	2.30	0.58
45:2:1068:C:H2'	45:2:1069:A:C8	2.38	0.58
45:2:1459:C:OP2	64:C8:138:THR:OG1	2.21	0.58

Continued on next page...

Continued from previous page...

Atom-1	Atom-2	Interatomic distance (Å)	Clash overlap (Å)
45:6:151:G:H1	45:6:163:G:H1	1.50	0.58
45:6:629:U:H2'	45:6:630:A:H8	1.68	0.58
45:6:73:U:O2'	45:6:74:U:H6	1.86	0.58
45:6:827:C:C3'	45:6:828:U:H5''	2.34	0.58
59:C3:102:LEU:HD12	59:C3:115:LEU:HD12	4.02	0.58
59:C3:28:LEU:O	59:C3:32:SER:OG	4.69	0.58
68:D2:26:LEU:HD21	68:D2:60:LYS:HD3	1.86	0.58
69:D3:70:LYS:HB3	69:D3:93:LEU:HD13	1.84	0.58
6:L4:135:VAL:O	6:L4:140:HIS:HB2	2.38	0.58
1:1:209:A:OP1	6:L4:161:LYS:NZ	2.36	0.58
12:M0:9:TYR:OH	12:M0:99:ILE:HG22	5.21	0.58
1:1:943:U:H3'	29:N8:13:GLY:HA2	1.85	0.58
31:O0:57:GLU:OE1	31:O0:69:TYR:OH	2.65	0.58
39:O8:41:THR:HG21	39:O8:62:ALA:CB	2.34	0.58
47:S1:61:LEU:O	47:S1:63:GLY:N	2.35	0.58
1:1:2898:G:OP1	11:L9:173:ARG:NH2	2.37	0.58
1:1:2960:C:H2'	1:1:2961:G:H8	1.68	0.58
45:2:1161:C:H1'	45:2:1620:C:H42	1.67	0.58
1:5:223:U:OP1	1:5:225:C:N4	2.37	0.58
1:5:2514:U:OP1	1:5:2514:U:H6	1.86	0.58
45:6:1230:A:H8	45:6:1258:U:C5	2.21	0.58
45:6:515:A:H2'	45:6:516:G:O4'	2.04	0.58
57:C1:125:VAL:CG1	57:C1:137:PHE:HB3	2.35	0.58
65:C9:28:LEU:HD13	65:C9:30:VAL:H	1.68	0.58
66:D0:48:HIS:O	66:D0:48:HIS:ND1	2.63	0.58
66:D0:97:VAL:HG13	66:D0:98:GLN:H	2.37	0.58
71:D5:39:ALA:HB2	71:D5:70:LYS:HG2	5.30	0.58
8:L6:47:PHE:O	8:L6:50:LYS:HB2	2.04	0.58
1:1:1864:A:OP1	20:M9:88:ARG:NH1	2.36	0.58
33:O2:32:TRP:CZ2	33:O2:53:PRO:HD2	2.39	0.58
33:O2:33:ARG:NH1	1:5:944:C:OP1	161.93	0.58
53:S7:102:PRO:HD3	53:S7:112:ARG:HD3	2.73	0.58
55:S9:37:LYS:HD2	76:E0:33:ARG:H	3.36	0.58
1:1:1103:A:H61	1:1:1363:A:H1'	1.68	0.58
1:1:1658:G:H2'	1:1:1659:U:O4'	2.04	0.58
1:1:3214:U:OP2	15:M4:128:ARG:NH2	2.36	0.58
85:1:4002:LLL:H322	85:1:4002:LLL:H312	1.69	0.58
45:2:1735:U:H2'	45:2:1736:G:C8	2.33	0.58
1:5:2376:G:H2'	1:5:2377:G:C8	2.39	0.58
1:5:2726:C:O2'	1:5:2727:A:H2'	2.04	0.58
1:5:981:U:H2'	1:5:982:C:O4'	2.04	0.58

Continued on next page...

Continued from previous page...

Atom-1	Atom-2	Interatomic distance (Å)	Clash overlap (Å)
45:6:973:A:H2'	45:6:974:A:C8	2.39	0.58
56:C0:52:LYS:HD3	56:C0:54:TYR:HE1	7.90	0.58
59:C3:34:ILE:HG13	59:C3:67:THR:HG21	1.83	0.58
61:C5:126:VAL:HG13	61:C5:127:ARG:H	1.87	0.58
66:D0:20:ILE:O	66:D0:94:GLU:HA	5.60	0.58
69:D3:54:LEU:HB2	69:D3:73:ARG:HB3	2.42	0.58
7:L5:75:LEU:O	7:L5:112:LYS:NZ	2.93	0.58
87:1:4106:HOH:O	9:L7:217:PRO:O	2.17	0.58
10:L8:61:GLN:HA	10:L8:64:ILE:HD12	1.85	0.58
13:M1:109:HIS:CE1	13:M1:122:ILE:HA	2.39	0.58
20:M9:90:PRO:HB2	20:M9:93:VAL:HG23	1.85	0.58
21:N0:77:VAL:HG11	21:N0:106:LEU:HD13	1.85	0.58
22:N1:12:ARG:HG3	1:5:2698:G:O2'	259.20	0.58
22:N1:68:THR:HG22	22:N1:71:SER:O	2.44	0.58
28:N7:23:VAL:HG12	28:N7:45:GLY:HA3	1.84	0.58
53:S7:62:VAL:HG13	53:S7:63:PRO:HD2	1.86	0.58
55:S9:93:LEU:HA	55:S9:96:VAL:HG13	1.86	0.58
1:1:1506:A:H1'	1:1:1848:G:O6	2.04	0.58
1:1:3335:A:H2'	1:1:3336:A:C8	2.39	0.58
1:1:847:A:N1	45:2:972:G:O2'	2.29	0.58
45:2:157:A:N6	52:S6:59:GLN:O	2.37	0.58
45:2:26:A:O2'	45:2:27:U:O5'	2.19	0.58
45:2:930:A:H2'	47:S1:114:VAL:HG11	1.86	0.58
1:5:1511:U:H5''	1:5:1512:U:H5	1.69	0.58
1:5:1921:A:H2'	1:5:1922:A:C8	2.39	0.58
1:5:2229:A:H2'	1:5:2230:C:C6	2.39	0.58
64:C8:135:GLY:CA	45:6:1559:A:H5''	364.54	0.58
68:D2:28:ARG:NH2	45:6:865:A:OP1	350.76	0.58
57:C1:20:PHE:CD1	45:6:211:U:H5''	282.22	0.58
71:D5:49:ARG:HD2	71:D5:53:GLU:OE1	6.42	0.58
72:D6:78:ALA:C	72:D6:84:VAL:HG11	2.23	0.58
75:D9:7:TRP:HD1	75:D9:7:TRP:H	5.19	0.58
7:L5:86:TYR:OH	7:L5:250:ASP:O	2.08	0.58
11:L9:86:TYR:CE2	11:L9:151:VAL:HG22	2.38	0.58
12:M0:3:ARG:CZ	12:M0:63:GLU:HG3	2.33	0.58
12:M0:68:ALA:HB2	12:M0:158:LYS:HB2	2.04	0.58
19:M8:81:VAL:HG12	19:M8:101:VAL:HA	3.35	0.58
1:1:1916:U:O3'	20:M9:85:ARG:NH2	2.36	0.58
27:N6:45:ILE:HD11	27:N6:122:LYS:HB2	2.39	0.58
39:O8:65:LEU:HD23	39:O8:68:SER:HB2	1.86	0.58
44:Q3:49:ARG:HB2	44:Q3:55:TRP:CZ3	2.52	0.58

Continued on next page...

Continued from previous page...

Atom-1	Atom-2	Interatomic distance (Å)	Clash overlap (Å)
52:S6:169:TYR:HE2	52:S6:171:LYS:HE3	8.47	0.58
52:S6:182:GLN:O	52:S6:182:GLN:NE2	2.76	0.58
53:S7:141:ARG:HH22	53:S7:143:LEU:HD11	2.47	0.58
55:S9:106:GLU:O	55:S9:111:THR:OG1	2.19	0.58
55:S9:119:ALA:O	55:S9:124:HIS:ND1	4.94	0.58
58:C2:55:GLY:H	79:SM:173:GLU:CB	2.17	0.58
1:1:239:G:O2'	1:1:240:U:O5'	2.12	0.57
1:1:2593:A:H4'	1:1:2594:C:O5'	2.04	0.57
1:1:3376:A:H5'	1:1:3377:G:H5''	1.86	0.57
45:2:1564:U:H2'	45:2:1565:C:C6	2.39	0.57
45:2:168:A:OP1	52:S6:140:ASN:ND2	2.32	0.57
1:5:1238:C:O2'	1:5:1239:C:OP1	2.21	0.57
45:6:1081:A:N3	45:6:1082:C:H5	2.02	0.57
45:6:514:G:N7	45:6:537:G:N2	2.51	0.57
61:C5:126:VAL:HG11	45:6:1459:C:H4'	340.05	0.57
63:C7:34:LEU:O	63:C7:38:ILE:HG22	2.03	0.57
64:C8:140:THR:O	64:C8:143:ARG:HD3	2.61	0.57
68:D2:104:LEU:HB2	68:D2:125:ILE:HA	1.85	0.57
17:M6:189:ASP:O	17:M6:193:GLN:HG3	2.04	0.57
20:M9:4:LEU:HD23	20:M9:7:GLN:HE21	4.77	0.57
9:L7:121:LYS:HB2	22:N1:133:ALA:HB3	1.85	0.57
26:N5:63:ILE:HD11	26:N5:84:PHE:CD1	2.90	0.57
27:N6:57:LEU:HB3	27:N6:105:VAL:HG12	2.68	0.57
30:N9:28:LYS:HG3	30:N9:29:TYR:CD1	3.76	0.57
43:Q2:28:TYR:HE1	43:Q2:30:ALA:HA	5.23	0.57
50:S4:131:LEU:HD11	50:S4:135:GLY:HA2	2.06	0.57
52:S6:98:ARG:HD3	52:S6:99:GLY:N	2.32	0.57
1:1:52:A:OP2	87:1:4167:HOH:O	2.17	0.57
1:5:1152:G:H22	1:5:1200:A:N6	1.95	0.57
1:5:250:U:H3'	1:5:251:G:H5'	1.85	0.57
1:5:358:G:N2	1:5:361:A:OP2	2.34	0.57
1:5:369:A:OP2	85:5:4154:LLL:O52	2.16	0.57
45:6:1508:U:H2'	45:6:1509:C:C6	2.39	0.57
45:6:828:U:N3	45:6:844:A:N1	2.53	0.57
57:C1:125:VAL:HG22	57:C1:139:VAL:HA	2.28	0.57
62:C6:47:LYS:HA	62:C6:50:GLU:HG3	1.86	0.57
77:E1:105:TYR:HB3	77:E1:117:LEU:HD22	6.00	0.57
28:N7:64:LYS:O	28:N7:67:LYS:HG2	2.04	0.57
47:S1:103:MET:HB3	47:S1:215:VAL:HG12	1.86	0.57
47:S1:30:PHE:CD1	47:S1:96:LEU:HD12	2.40	0.57
1:1:591:G:N2	1:1:612:U:OP1	2.37	0.57

Continued on next page...

Continued from previous page...

Atom-1	Atom-2	Interatomic distance (Å)	Clash overlap (Å)
2:3:30:G:H1	2:3:47:C:H42	1.53	0.57
10:L8:185:ARG:HG3	3:8:154:C:O2'	139.25	0.57
60:C4:92:LYS:HD2	60:C4:121:VAL:HG22	6.97	0.57
61:C5:30:THR:HG23	61:C5:86:VAL:HG21	1.87	0.57
72:D6:42:ARG:O	72:D6:67:THR:N	2.34	0.57
9:L7:41:ARG:NH1	1:5:598:A:OP1	261.29	0.57
16:M5:120:TRP:NE1	16:M5:123:GLN:OE1	2.29	0.57
1:1:291:C:H5''	16:M5:68:ARG:NH1	2.19	0.57
6:L4:280:ILE:HD12	19:M8:29:LEU:HD12	1.86	0.57
19:M8:94:PHE:CE2	29:N8:119:PRO:HD3	2.38	0.57
20:M9:99:LEU:HD12	1:5:1722:U:H5''	223.38	0.57
31:O0:84:LEU:H	31:O0:84:LEU:HD12	1.94	0.57
32:O1:19:ARG:HD3	32:O1:35:GLU:HG3	2.03	0.57
16:M5:15:GLN:HB3	37:O6:52:PRO:HD2	2.54	0.57
1:1:1494:U:OP1	40:O9:42:ARG:NH2	2.37	0.57
43:Q2:15:LYS:HA	43:Q2:18:ARG:HG3	1.86	0.57
43:Q2:33:ALA:HA	1:5:2767:U:OP1	184.48	0.57
47:S1:48:VAL:HG21	47:S1:61:LEU:HD21	1.86	0.57
48:S2:132:ALA:O	48:S2:135:SER:OG	2.19	0.57
48:S2:227:PRO:HA	48:S2:230:TRP:CD1	2.43	0.57
48:S2:227:PRO:HA	48:S2:230:TRP:CG	2.45	0.57
53:S7:25:VAL:HA	53:S7:28:GLU:HB2	1.86	0.57
55:S9:152:SER:O	55:S9:156:ILE:HG13	2.04	0.57
78:SR:243:LEU:HD23	78:SR:254:ALA:HA	1.86	0.57
1:1:1414:G:H2'	1:1:1415:U:H6	1.70	0.57
1:1:1655:G:H5'	1:1:1655:G:H8	1.69	0.57
1:1:1761:C:H2'	1:1:1762:C:H5'	1.86	0.57
1:1:2673:A:H5''	13:M1:95:ASN:HA	1.87	0.57
45:2:109:G:H1	45:2:305:C:H42	1.53	0.57
45:2:1235:C:H5'	77:E1:146:SER:HB2	1.86	0.57
45:2:1361:U:O2'	45:2:1362:U:H5''	2.04	0.57
45:2:1424:A:C1'	48:S2:92:ALA:HB1	2.33	0.57
3:4:70:G:N2	85:4:224:LLL:H212	2.03	0.57
35:O4:4:ARG:HD2	1:5:1485:G:N2	151.15	0.57
1:5:776:U:H5	1:5:2719:U:O2	1.86	0.57
1:5:359:U:H4'	1:5:817:A:N6	2.20	0.57
45:6:1711:C:H2'	45:6:1712:A:H5''	1.86	0.57
59:C3:14:SER:OG	45:6:958:U:H2'	336.78	0.57
65:C9:73:VAL:HG22	65:C9:105:LEU:HD12	1.85	0.57
68:D2:37:PHE:CE1	68:D2:103:ILE:HG12	4.98	0.57
12:M0:210:ILE:HA	12:M0:217:PHE:CE2	2.65	0.57

Continued on next page...

Continued from previous page...

Atom-1	Atom-2	Interatomic distance (Å)	Clash overlap (Å)
13:M1:92:ARG:NH2	13:M1:94:ARG:HH11	4.91	0.57
19:M8:79:LYS:HA	19:M8:136:ASN:HD21	1.69	0.57
34:O3:35:VAL:HG13	34:O3:40:ASP:HB3	1.87	0.57
34:O3:45:LEU:HD23	34:O3:71:VAL:HG12	1.85	0.57
47:S1:96:LEU:HD13	47:S1:96:LEU:H	2.09	0.57
54:S8:100:ALA:O	54:S8:101:ILE:HB	4.68	0.57
78:SR:38:ARG:HA	78:SR:67:ILE:HG23	2.11	0.57
1:1:2796:G:N7	43:Q2:63:LYS:NZ	2.52	0.57
1:1:3166:C:H2'	1:1:3167:A:H8	1.70	0.57
45:2:542:A:C8	45:2:543:C:H2'	2.39	0.57
1:5:1638:A:N1	1:5:1736:G:O2'	2.30	0.57
45:6:846:G:H2'	45:6:847:A:C8	2.39	0.57
45:6:891:A:H61	45:6:921:U:H3	1.52	0.57
57:C1:64:VAL:HG11	57:C1:131:ILE:HD11	1.85	0.57
62:C6:30:LYS:HA	62:C6:35:PRO:HA	1.86	0.57
69:D3:15:LEU:HD13	45:6:611:U:H5'	342.19	0.57
72:D6:30:ILE:HG13	72:D6:31:PRO:HD2	2.57	0.57
74:D8:32:PHE:CZ	74:D8:38:ARG:HB3	2.39	0.57
5:L3:77:THR:HG23	5:L3:326:GLY:O	2.37	0.57
6:L4:154:THR:HG23	6:L4:253:ALA:HB2	1.84	0.57
13:M1:116:TYR:CD2	13:M1:122:ILE:HD11	2.39	0.57
14:M3:156:ALA:HB1	29:N8:98:THR:O	4.16	0.57
14:M3:75:PHE:H	14:M3:97:VAL:HA	1.69	0.57
26:N5:108:LEU:HD12	26:N5:125:ARG:HD2	1.87	0.57
33:O2:19:ARG:HE	33:O2:33:ARG:HG3	1.69	0.57
43:Q2:43:TYR:O	43:Q2:47:GLN:HB2	2.04	0.57
48:S2:103:VAL:HG22	48:S2:113:LEU:HD23	1.86	0.57
51:S5:57:SER:C	51:S5:59:VAL:H	2.06	0.57
52:S6:3:LEU:HD22	52:S6:111:LEU:HD21	4.17	0.57
45:2:1294:G:O2'	45:2:1321:A:N1	2.30	0.57
45:2:1433:G:C8	75:D9:41:GLN:HG2	2.39	0.57
45:2:1525:A:OP1	65:C9:82:GLY:HA2	2.04	0.57
45:2:585:A:H2'	45:2:586:G:C8	2.39	0.57
20:M9:62:ARG:NH1	1:5:3067:C:OP2	176.19	0.57
45:6:1041:G:H2'	45:6:1042:G:C8	2.39	0.57
45:6:1237:G:H2'	45:6:1238:A:C8	2.40	0.57
63:C7:3:ARG:NH2	45:6:1390:U:O2	407.38	0.57
50:S4:133:LYS:HA	45:6:252:U:H5''	322.53	0.57
45:6:119:A:H1'	45:6:397:A:C5	2.39	0.57
57:C1:123:VAL:HG12	57:C1:125:VAL:HG23	1.87	0.57
57:C1:108:PRO:CG	57:C1:134:THR:HB	2.35	0.57

Continued on next page...

Continued from previous page...

Atom-1	Atom-2	Interatomic distance (Å)	Clash overlap (Å)
6:L4:156:LEU:HD23	6:L4:159:ILE:HD12	1.87	0.57
6:L4:138:ARG:HG3	6:L4:244:LEU:O	2.25	0.57
6:L4:282:SER:OG	6:L4:283:THR:N	2.89	0.57
6:L4:8:VAL:HG12	6:L4:9:HIS:H	1.69	0.57
9:L7:158:LYS:CE	9:L7:159:GLN:H	2.17	0.57
29:N8:66:ALA:HB1	29:N8:69:TRP:HB2	3.08	0.57
36:O5:47:VAL:O	36:O5:51:ILE:HG13	2.11	0.57
48:S2:164:SER:O	48:S2:202:GLY:HA3	2.52	0.57
49:S3:175:VAL:HG12	49:S3:182:LEU:O	2.33	0.57
49:S3:222:VAL:HG11	78:SR:229:LYS:HA	1.93	0.57
55:S9:34:PHE:CE1	55:S9:105:LEU:HB3	2.39	0.57
78:SR:109:ASP:HB2	78:SR:127:ARG:HB2	1.86	0.57
78:SR:248:ASN:HD21	78:SR:298:GLY:HA3	2.66	0.57
1:1:2526:C:OP1	4:L2:37:ARG:NH2	2.37	0.57
45:2:1613:U:H2'	45:2:1614:A:H5''	1.86	0.57
1:5:2436:U:H3	1:5:2511:A:N6	2.02	0.57
1:5:2904:U:H2'	1:5:2905:U:C6	2.40	0.57
1:5:3383:G:H2'	1:5:3384:U:H6	1.69	0.57
1:5:929:A:H2'	1:5:930:U:H6	1.69	0.57
45:6:1120:U:H2'	45:6:1121:C:C6	2.39	0.57
45:6:676:G:H2'	45:6:677:G:H5'	1.87	0.57
57:C1:99:ARG:HB3	69:D3:12:ALA:HB2	3.00	0.57
5:L3:256:HIS:HA	5:L3:257:PRO:C	2.37	0.57
9:L7:207:LEU:O	1:5:1334:U:H5'	240.45	0.57
17:M6:98:ALA:HA	17:M6:101:ARG:NH1	2.35	0.57
47:S1:100:PHE:CB	47:S1:181:LEU:HD12	2.34	0.57
49:S3:210:GLU:OE2	63:C7:19:ARG:NH1	2.47	0.57
53:S7:107:ARG:NH1	45:6:743:U:OP2	343.05	0.57
55:S9:86:LEU:HD13	55:S9:99:LEU:HD11	3.42	0.57
1:1:642:U:OP1	29:N8:22:ILE:HG23	2.04	0.57
45:2:1542:G:N2	45:2:1568:C:H1'	2.20	0.57
3:4:67:U:O4	85:4:224:LLL:N32	2.38	0.57
1:5:1253:U:O2	1:5:1263:A:H5'	2.04	0.57
1:5:1667:A:H2'	1:5:1668:G:C8	2.40	0.57
1:5:36:C:H2'	1:5:37:U:H5'	1.85	0.57
45:6:603:U:H2'	45:6:604:A:H8	1.70	0.57
73:D7:55:THR:HG22	73:D7:62:ILE:HA	6.90	0.57
12:M0:47:PRO:HB2	12:M0:178:ARG:NH1	2.99	0.57
13:M1:52:TYR:HA	13:M1:61:ARG:HB2	2.55	0.57
16:M5:73:ARG:NH1	16:M5:88:GLY:O	4.23	0.57
87:1:4318:HOH:O	29:N8:15:VAL:HG22	2.04	0.57

Continued on next page...

Continued from previous page...

Atom-1	Atom-2	Interatomic distance (Å)	Clash overlap (Å)
35:O4:8:ARG:HH21	35:O4:31:ARG:HH11	2.10	0.57
54:S8:189:LEU:O	54:S8:193:LEU:HB2	2.04	0.57
78:SR:264:SER:O	78:SR:268:GLN:HA	2.05	0.57
1:1:1815:U:O2'	1:1:1816:A:OP2	2.19	0.57
1:1:2885:C:O2'	1:1:2886:U:H5'	2.05	0.57
1:1:3281:U:H2'	1:1:3282:U:C6	2.39	0.57
45:2:1563:C:OP1	65:C9:84:LYS:NZ	2.33	0.57
45:2:386:G:H2'	45:2:387:A:C8	2.40	0.57
1:5:1307:G:H1'	1:5:1308:A:C8	2.39	0.57
1:5:2869:U:O2'	1:5:2873:U:OP1	2.22	0.57
45:6:755:A:O2'	45:6:756:A:OP1	2.23	0.57
2:7:23:A:H2'	2:7:24:A:C8	2.40	0.57
59:C3:60:VAL:HG13	59:C3:66:ILE:HD11	4.85	0.57
60:C4:87:GLY:HA3	60:C4:120:PRO:HG2	1.87	0.57
65:C9:141:GLU:HA	65:C9:144:GLU:HB2	4.42	0.57
69:D3:24:TRP:CE3	69:D3:30:LYS:HD3	2.36	0.57
71:D5:42:LEU:O	71:D5:46:LYS:HB2	2.05	0.57
1:1:597:G:OP1	9:L7:37:ASN:HB3	2.04	0.57
21:N0:154:HIS:CE1	21:N0:170:THR:HG21	2.40	0.57
38:O7:5:THR:HA	38:O7:8:PHE:HD2	1.70	0.57
46:S0:9:LEU:HD11	46:S0:14:ALA:HB2	2.22	0.57
47:S1:190:PRO:O	47:S1:191:GLU:HG2	2.05	0.57
48:S2:230:TRP:CD2	68:D2:68:ARG:HD3	2.40	0.57
51:S5:57:SER:O	51:S5:59:VAL:N	2.37	0.57
1:1:1316:C:C2	17:M6:130:LYS:HG3	2.40	0.57
1:1:1389:G:N2	1:1:1390:A:N1	2.53	0.57
1:1:1508:C:OP1	1:1:2354:C:O2'	2.21	0.57
1:1:2741:C:H4'	43:Q2:19:LYS:HA	1.86	0.57
45:2:1480:G:H4'	65:C9:11:ALA:HB1	1.86	0.57
45:2:844:A:H2'	45:2:845:G:C8	2.40	0.57
1:5:1317:A:O2'	1:5:1318:A:H3'	2.04	0.57
23:N2:42:LYS:NZ	1:5:1686:U:OP1	176.11	0.57
69:D3:7:ARG:HD3	45:6:1102:G:OP2	349.14	0.57
56:C0:14:TYR:OH	56:C0:34:GLU:OE1	2.15	0.57
59:C3:30:SER:HB3	59:C3:67:THR:HG22	1.86	0.57
62:C6:40:GLU:C	62:C6:42:GLU:N	3.40	0.57
77:E1:89:LYS:HG3	77:E1:90:LYS:H	1.69	0.57
5:L3:50:LYS:HG3	5:L3:332:ARG:HA	3.84	0.57
87:1:4128:HOH:O	7:L5:32:GLN:NE2	2.35	0.57
14:M3:62:THR:O	14:M3:66:ASN:HB3	2.04	0.57
18:M7:41:LEU:HD23	18:M7:41:LEU:O	3.62	0.57

Continued on next page...

Continued from previous page...

Atom-1	Atom-2	Interatomic distance (Å)	Clash overlap (Å)
20:M9:21:LYS:O	20:M9:53:LYS:HB2	2.05	0.57
21:N0:88:HIS:ND1	21:N0:88:HIS:N	2.52	0.57
23:N2:43:VAL:HB	23:N2:49:ASN:HB3	2.20	0.57
29:N8:126:LYS:HB3	29:N8:148:ILE:HD13	1.87	0.57
31:O0:95:ALA:HB1	31:O0:100:ILE:HD13	1.87	0.57
40:O9:23:LEU:HD22	40:O9:24:PRO:HD2	2.05	0.57
52:S6:208:TYR:O	52:S6:212:LEU:N	2.73	0.57
54:S8:66:SER:O	54:S8:183:ILE:HG22	6.01	0.57
1:1:1725:C:H2'	1:1:1726:C:H6	1.70	0.56
1:1:2436:U:H3	1:1:2511:A:H61	1.51	0.56
1:1:2775:U:H2'	1:1:2776:C:C6	2.40	0.56
1:1:3288:G:H2'	1:1:3289:G:H5'	1.87	0.56
1:1:49:A:OP1	14:M3:16:LYS:NZ	2.30	0.56
1:1:655:C:H2'	1:1:656:A:C8	2.39	0.56
45:2:1297:G:N2	45:2:1300:A:OP2	2.34	0.56
45:2:1317:C:H2'	45:2:1318:G:O4'	2.04	0.56
45:2:1483:A:OP2	45:2:1521:G:N2	2.23	0.56
1:5:1561:G:O2'	1:5:1562:C:OP2	2.23	0.56
1:5:201:A:H2'	1:5:202:G:C8	2.40	0.56
1:5:2412:G:H2'	1:5:2413:A:C8	2.40	0.56
1:5:2859:U:O2'	85:5:4177:LLL:H221	2.05	0.56
69:D3:69:ARG:NH2	45:6:568:G:N7	365.61	0.56
3:8:9:A:H2'	3:8:10:A:C8	2.39	0.56
64:C8:26:ILE:HD11	64:C8:31:ALA:HA	2.09	0.56
68:D2:85:ASP:HA	68:D2:88:LYS:HG3	1.87	0.56
75:D9:10:HIS:ND1	75:D9:11:PRO:HD2	2.20	0.56
5:L3:3:HIS:O	5:L3:3:HIS:ND1	3.72	0.56
11:L9:173:ARG:HD2	41:Q0:127:LEU:HG	1.86	0.56
14:M3:134:GLU:CG	14:M3:135:ALA:H	3.48	0.56
18:M7:173:ARG:HA	18:M7:176:ILE:HG12	1.87	0.56
2:3:96:U:H4'	21:N0:119:ARG:HB2	1.87	0.56
6:L4:198:ARG:NH1	27:N6:12:ARG:HH12	3.18	0.56
32:O1:31:ARG:HH11	32:O1:31:ARG:HB3	1.70	0.56
33:O2:121:ASN:OD1	33:O2:121:ASN:N	2.38	0.56
1:1:1367:G:OP1	33:O2:45:ARG:NH2	2.39	0.56
50:S4:100:ARG:NH2	50:S4:121:TYR:O	2.38	0.56
54:S8:72:ILE:HG21	54:S8:112:TRP:CZ2	2.40	0.56
1:1:1323:G:H5''	21:N0:1:MET:HA	1.87	0.56
1:1:2895:G:H5'	1:1:3107:U:O2'	2.05	0.56
1:1:353:G:N2	1:1:364:G:H2'	2.19	0.56
45:2:1401:A:O3'	63:C7:10:LYS:NZ	2.38	0.56

Continued on next page...

Continued from previous page...

Atom-1	Atom-2	Interatomic distance (Å)	Clash overlap (Å)
10:L8:106:LYS:NZ	1:5:140:C:OP1	85.45	0.56
1:5:1818:U:H2'	1:5:1819:U:C6	2.40	0.56
26:N5:92:LYS:HD2	1:5:1831:U:OP2	102.16	0.56
34:O3:60:ARG:HH12	1:5:3276:G:H22	217.10	0.56
1:5:440:A:H2	1:5:492:U:N3	2.03	0.56
63:C7:45:ARG:NH2	45:6:1331:A:OP1	412.94	0.56
45:6:629:U:C2	45:6:630:A:C8	2.93	0.56
45:6:871:G:H2'	45:6:872:G:C8	2.41	0.56
56:C0:60:SER:O	56:C0:61:TRP:HB2	2.05	0.56
66:D0:20:ILE:HD12	66:D0:100:VAL:HG21	3.73	0.56
7:L5:160:PHE:HA	7:L5:163:LEU:HB3	2.81	0.56
9:L7:173:LEU:HD23	9:L7:178:ILE:HG21	2.41	0.56
10:L8:46:LEU:O	10:L8:49:TYR:N	2.29	0.56
13:M1:107:ASP:N	13:M1:107:ASP:OD1	2.68	0.56
17:M6:127:LEU:HD11	21:N0:168:PRO:HG3	1.86	0.56
23:N2:93:ILE:HG21	23:N2:105:LEU:HD23	1.87	0.56
27:N6:55:GLU:HG2	27:N6:69:LYS:HG3	1.87	0.56
39:O8:61:LYS:HA	39:O8:64:LYS:HB3	4.68	0.56
46:S0:119:ARG:NH2	48:S2:238:SER:OG	2.38	0.56
47:S1:92:GLN:HE21	47:S1:95:ASN:HB3	1.70	0.56
50:S4:100:ARG:NH2	50:S4:122:LYS:HA	2.99	0.56
45:2:1172:G:H4'	45:2:1569:A:H2	1.70	0.56
45:2:1433:G:H2'	45:2:1434:U:C6	2.40	0.56
45:2:434:G:OP1	69:D3:78:LYS:HA	2.05	0.56
45:2:435:C:H2'	45:2:436:A:C8	2.40	0.56
1:5:3335:A:H2'	1:5:3336:A:C8	2.40	0.56
27:N6:90:VAL:HG11	1:5:392:G:O2'	90.41	0.56
22:N1:26:HIS:ND1	2:7:10:C:OP2	271.82	0.56
2:7:112:G:H2'	2:7:113:C:C6	2.40	0.56
2:7:51:A:H4'	85:7:231:LLL:H833	1.87	0.56
64:C8:139:LYS:O	64:C8:143:ARG:NH1	2.56	0.56
66:D0:43:LYS:O	66:D0:47:GLN:N	2.78	0.56
67:D1:34:ILE:HG13	67:D1:69:LEU:HD11	1.87	0.56
73:D7:56:CYS:SG	73:D7:57:GLU:N	3.07	0.56
6:L4:283:THR:HB	6:L4:285:ASP:H	3.45	0.56
6:L4:330:TYR:O	6:L4:334:PHE:N	2.62	0.56
7:L5:261:THR:HG23	7:L5:264:GLN:HE21	1.70	0.56
13:M1:99:THR:O	13:M1:154:THR:OG1	2.24	0.56
30:N9:23:LYS:HB3	30:N9:24:PRO:HD2	3.18	0.56
32:O1:75:ILE:HG12	32:O1:93:VAL:HG13	2.69	0.56
33:O2:82:LEU:HD11	33:O2:112:ALA:HB2	2.82	0.56

Continued on next page...

Continued from previous page...

Atom-1	Atom-2	Interatomic distance (Å)	Clash overlap (Å)
50:S4:68:ARG:HB3	50:S4:76:VAL:HG11	2.33	0.56
1:1:1422:G:H21	8:L6:5:LYS:NZ	2.03	0.56
1:1:1445:U:H5''	1:1:1446:A:OP2	2.05	0.56
45:2:1031:U:H4'	45:2:1032:G:OP2	2.05	0.56
45:2:64:U:O2'	45:2:168:A:N3	2.34	0.56
45:2:778:G:H2'	45:2:779:U:H2'	1.86	0.56
1:5:18:G:N7	85:8:222:LLL:H51	2.20	0.56
1:5:2418:G:H4'	1:5:2419:A:OP2	2.05	0.56
1:5:2530:G:H2'	1:5:2531:C:H5'	1.87	0.56
25:N4:16:GLY:O	1:5:3050:U:O2'	246.13	0.56
49:S3:207:THR:HB	63:C7:40:THR:OG1	2.27	0.56
71:D5:89:ILE:HA	71:D5:102:THR:O	2.06	0.56
75:D9:4:GLU:HG2	75:D9:5:ASN:N	2.19	0.56
4:L2:133:TYR:HB3	4:L2:168:VAL:HG12	2.34	0.56
7:L5:107:ARG:NH1	7:L5:169:GLY:O	2.38	0.56
9:L7:84:VAL:HG11	9:L7:127:LEU:HD11	1.87	0.56
15:M4:37:GLU:HG3	15:M4:74:ARG:HG2	1.86	0.56
51:S5:127:GLN:CG	51:S5:128:ASN:H	3.78	0.56
49:S3:125:TYR:OH	79:SM:134:ASP:OD2	2.23	0.56
78:SR:101:GLN:HG2	78:SR:138:GLY:HA3	1.86	0.56
63:C7:33:ARG:NH2	78:SR:85:TRP:HB3	2.82	0.56
1:1:2369:G:H2'	1:1:2370:G:C8	2.41	0.56
1:1:2642:A:OP2	22:N1:3:LYS:HE3	2.04	0.56
1:1:3154:C:H2'	1:1:3154:C:O2	2.04	0.56
1:1:3366:G:H2'	1:1:3367:C:C6	2.41	0.56
1:1:595:G:N1	1:1:609:G:H5''	2.19	0.56
45:2:1523:G:N7	65:C9:68:ARG:NH1	2.53	0.56
45:2:209:U:H2'	45:2:210:A:C8	2.41	0.56
45:2:329:G:H2'	45:2:330:G:H8	1.69	0.56
45:2:72:A:H2'	45:2:73:U:O4'	2.05	0.56
20:M9:42:ARG:NH2	1:5:1601:U:OP2	104.06	0.56
1:5:675:C:O2'	1:5:679:U:OP1	2.18	0.56
45:6:1121:C:H2'	45:6:1122:G:H8	1.71	0.56
64:C8:13:HIS:O	64:C8:14:ILE:HG22	2.55	0.56
73:D7:62:ILE:HG13	73:D7:63:LEU:H	3.38	0.56
5:L3:107:ALA:HA	5:L3:199:PHE:CD2	2.92	0.56
5:L3:103:THR:HG21	5:L3:147:GLU:OE2	2.12	0.56
11:L9:137:SER:OG	11:L9:143:GLU:HG2	3.73	0.56
11:L9:90:MET:HB2	11:L9:144:ILE:HG23	4.29	0.56
11:L9:47:LYS:NZ	15:M4:6:ILE:H	2.03	0.56
29:N8:73:LEU:HD21	29:N8:78:LEU:HA	1.88	0.56

Continued on next page...

Continued from previous page...

Atom-1	Atom-2	Interatomic distance (Å)	Clash overlap (Å)
48:S2:65:GLU:HB2	48:S2:68:ILE:HG13	2.62	0.56
50:S4:31:PRO:HB3	50:S4:43:PRO:HG3	3.66	0.56
53:S7:82:GLU:OE2	53:S7:165:LYS:NZ	2.23	0.56
79:SM:88:ARG:CZ	79:SM:96:ARG:HH12	2.18	0.56
1:1:2226:U:H2'	1:1:2227:C:H6	1.70	0.56
45:2:1615:C:H4'	45:2:1616:G:O5'	2.05	0.56
45:2:169:A:OP2	52:S6:137:ARG:NH2	2.38	0.56
45:2:332:U:O2'	54:S8:5:ARG:NH1	2.38	0.56
45:2:827:C:H2'	45:2:828:U:H6	1.71	0.56
1:5:1238:C:H2'	1:5:1239:C:O4'	2.06	0.56
1:5:1547:G:O2'	1:5:1548:C:H5'	2.06	0.56
1:5:2676:A:H4'	1:5:2677:G:O5'	2.06	0.56
1:5:499:G:H2'	1:5:500:C:C6	2.40	0.56
1:5:679:U:H2'	1:5:680:G:C8	2.41	0.56
1:5:945:C:H2'	1:5:946:U:C6	2.40	0.56
45:6:1071:U:H2'	45:6:1072:C:C6	2.40	0.56
45:6:145:A:HO2'	45:6:146:U:P	2.28	0.56
67:D1:40:ASP:HB3	67:D1:46:ILE:HD11	1.88	0.56
69:D3:102:VAL:HB	69:D3:124:VAL:HG13	2.33	0.56
72:D6:45:VAL:HG11	72:D6:53:LEU:HG	2.02	0.56
5:L3:47:LEU:HD12	5:L3:335:ILE:HD11	4.07	0.56
6:L4:135:VAL:HA	6:L4:245:GLY:O	2.06	0.56
10:L8:94:PHE:CE2	10:L8:200:LEU:HG	2.40	0.56
13:M1:117:ASP:OD2	13:M1:119:SER:OG	2.22	0.56
17:M6:178:VAL:O	17:M6:182:ASN:HB3	4.90	0.56
34:O3:48:ARG:HG3	34:O3:104:PRO:HD3	1.87	0.56
48:S2:168:ARG:NE	45:6:1098:U:OP2	383.42	0.56
49:S3:177:MET:N	49:S3:180:GLY:O	2.79	0.56
49:S3:21:LEU:HG	49:S3:77:PHE:HE2	2.71	0.56
50:S4:57:ASN:HD22	50:S4:59:ARG:HB3	1.70	0.56
45:2:93:A:O2'	50:S4:4:GLY:HA3	2.05	0.56
1:5:3121:U:H1'	1:5:3122:A:H5''	1.87	0.56
45:6:1102:G:H2'	45:6:1103:U:O4'	2.05	0.56
65:C9:72:GLY:HA3	45:6:1498:G:H5''	421.19	0.56
45:6:1684:U:H1'	45:6:1718:G:N2	2.21	0.56
45:6:82:U:H2'	45:6:83:G:O4'	2.06	0.56
72:D6:70:LYS:NZ	45:6:933:A:OP1	317.35	0.56
2:7:72:A:H62	85:7:232:LLL:H312	1.69	0.56
57:C1:57:LYS:HD3	57:C1:131:ILE:HG23	1.86	0.56
57:C1:55:ASP:HB2	57:C1:82:ARG:NH1	2.20	0.56
62:C6:79:TYR:HA	62:C6:82:ARG:HD3	1.88	0.56

Continued on next page...

Continued from previous page...

Atom-1	Atom-2	Interatomic distance (Å)	Clash overlap (Å)
63:C7:83:GLN:O	63:C7:84:TYR:HB3	2.05	0.56
65:C9:61:VAL:O	65:C9:65:ILE:HG13	2.05	0.56
65:C9:6:VAL:HB	65:C9:14:PHE:CE1	2.41	0.56
67:D1:24:ILE:HD11	67:D1:56:SER:HA	2.38	0.56
71:D5:59:TYR:HD2	71:D5:60:VAL:N	2.04	0.56
72:D6:32:LYS:O	72:D6:37:LYS:NZ	2.27	0.56
4:L2:174:ARG:NH2	1:5:2179:C:O3'	212.29	0.56
5:L3:152:LYS:HG3	5:L3:192:VAL:HG11	2.34	0.56
6:L4:295:ILE:O	6:L4:299:ILE:HG13	2.05	0.56
10:L8:160:ILE:HG13	10:L8:164:VAL:HG13	5.51	0.56
10:L8:86:THR:O	10:L8:90:THR:OG1	2.22	0.56
13:M1:166:LYS:HG3	13:M1:167:TYR:CD1	3.18	0.56
13:M1:19:LEU:HD13	13:M1:40:LEU:HD13	1.88	0.56
16:M5:11:GLN:HG2	16:M5:44:ARG:NH2	2.84	0.56
18:M7:127:ARG:NH2	1:5:1508:C:OP1	138.74	0.56
32:O1:86:LYS:H	32:O1:86:LYS:HD2	1.70	0.56
49:S3:70:THR:HG22	49:S3:86:LEU:HB2	1.87	0.56
1:1:822:G:OP2	85:1:4000:LLL:H831	2.05	0.56
1:1:824:C:H2'	1:1:825:U:C6	2.41	0.56
45:2:986:G:H2'	45:2:987:G:O4'	2.05	0.56
1:5:1506:A:H1'	1:5:1848:G:O6	2.06	0.56
45:6:1081:A:H8	45:6:1081:A:OP2	1.89	0.56
45:6:1182:U:O2	45:6:1184:A:H8	1.89	0.56
58:C2:103:LEU:HD23	58:C2:115:VAL:HG12	3.58	0.56
61:C5:24:LYS:O	61:C5:28:MET:HB2	2.05	0.56
67:D1:71:ARG:HG3	67:D1:83:TRP:CE2	3.50	0.56
4:L2:5:ILE:HG22	4:L2:208:ASP:O	2.05	0.56
1:1:3315:G:OP2	5:L3:116:ARG:NH1	2.38	0.56
1:1:2941:A:OP2	5:L3:256:HIS:HD2	1.89	0.56
6:L4:33:ASP:O	6:L4:37:THR:HG23	2.04	0.56
7:L5:106:ALA:HB2	7:L5:166:ALA:HA	1.87	0.56
8:L6:154:LEU:HA	8:L6:157:GLN:OE1	2.05	0.56
10:L8:143:ILE:HD11	10:L8:151:VAL:HG21	2.73	0.56
14:M3:73:ARG:NH1	1:5:110:G:OP2	74.65	0.56
15:M4:124:ARG:NH2	1:5:3212:C:OP2	291.01	0.56
15:M4:7:VAL:HG13	15:M4:8:LYS:O	2.06	0.56
18:M7:113:TYR:CE1	18:M7:115:SER:HA	3.59	0.56
46:S0:7:PHE:CE2	46:S0:191:ARG:HD2	7.93	0.56
46:S0:3:LEU:HD22	46:S0:62:ARG:HH22	6.66	0.56
49:S3:113:LEU:HD21	49:S3:117:ARG:NH1	2.21	0.56
51:S5:40:ILE:HD13	51:S5:42:LEU:HD11	1.88	0.56

Continued on next page...

Continued from previous page...

Atom-1	Atom-2	Interatomic distance (Å)	Clash overlap (Å)
45:2:803:A:C8	53:S7:104:ARG:HG3	2.40	0.56
53:S7:20:VAL:O	53:S7:24:PHE:N	2.51	0.56
45:2:765:G:C6	55:S9:149:ARG:HD3	2.41	0.56
79:SM:97:THR:HG22	79:SM:99:LYS:HG3	1.86	0.56
78:SR:169:ILE:HD11	78:SR:183:LEU:HD21	1.87	0.56
62:C6:99:GLU:HG2	78:SR:57:PRO:HB2	1.87	0.56
1:1:1069:C:H2'	1:1:1070:U:H6	1.69	0.56
1:1:1641:U:O2'	1:1:1643:A:OP2	2.23	0.56
1:1:2111:G:H1'	25:N4:44:LYS:HE3	1.88	0.56
45:2:1060:U:H3'	45:2:1061:A:H5''	1.88	0.56
45:2:702:G:O6	45:2:737:A:N6	2.39	0.56
45:2:814:A:O2'	45:2:816:G:OP2	2.23	0.56
3:4:30:C:H2'	3:4:31:G:C8	2.41	0.56
1:5:900:G:H1'	1:5:1589:A:H61	1.68	0.56
1:5:2444:C:H4'	1:5:2444:C:OP1	2.05	0.56
1:5:3276:G:H4'	1:5:3277:U:OP2	2.05	0.56
6:L4:82:THR:OG1	1:5:365:A:H1'	121.68	0.56
49:S3:141:LYS:HE2	45:6:1275:A:O2'	388.36	0.56
45:6:235:G:H2'	45:6:236:A:C8	2.34	0.56
45:6:67:A:H2'	45:6:69:G:H5''	1.87	0.56
60:C4:123:SER:HB2	45:6:885:G:H21	286.04	0.56
68:D2:6:VAL:HG13	68:D2:29:PRO:HD2	1.88	0.56
69:D3:92:CYS:HA	69:D3:95:PHE:HD2	1.71	0.56
6:L4:38:VAL:O	6:L4:42:VAL:HG23	2.16	0.56
11:L9:43:VAL:HG12	11:L9:57:VAL:CG2	2.35	0.56
13:M1:22:SER:HA	13:M1:66:ALA:HB1	2.30	0.56
13:M1:98:ALA:HA	13:M1:156:LYS:HB2	1.87	0.56
18:M7:4:TYR:CE1	18:M7:16:SER:HB2	2.40	0.56
18:M7:59:PRO:HG3	18:M7:76:PHE:CD1	2.40	0.56
20:M9:172:ARG:HD3	45:2:852:C:OP1	2.06	0.56
45:2:332:U:OP2	54:S8:175:GLN:NE2	2.39	0.56
1:1:1460:A:H5'	32:O1:51:LEU:O	2.06	0.56
1:1:617:G:H2'	1:1:618:C:H6	1.70	0.56
45:2:1383:G:OP1	66:D0:87:HIS:ND1	2.39	0.56
45:2:1474:G:P	51:S5:109:LYS:HE2	2.45	0.56
45:2:1575:G:H2'	45:2:1576:A:C8	2.41	0.56
3:4:97:A:OP1	36:O5:63:ARG:NH2	2.38	0.56
1:5:1750:A:H4'	1:5:1751:G:H5'	1.87	0.56
1:5:2282:U:O2	1:5:2310:U:H4'	2.05	0.56
1:5:2592:G:H4'	1:5:2594:C:C2	2.41	0.56
1:5:945:C:H2'	1:5:946:U:H6	1.70	0.56

Continued on next page...

Continued from previous page...

Atom-1	Atom-2	Interatomic distance (Å)	Clash overlap (Å)
45:6:228:G:H1	45:6:236:A:N6	2.03	0.56
45:6:538:A:C8	45:6:543:C:N4	2.74	0.56
7:L5:272:TYR:CZ	2:7:22:A:H1'	332.77	0.56
21:N0:119:ARG:HB2	2:7:96:U:H4'	287.73	0.56
1:5:407:A:C2	3:8:17:A:H1'	2.40	0.56
62:C6:29:ILE:HG12	62:C6:65:ILE:HB	1.88	0.56
49:S3:7:LYS:HE3	66:D0:27:THR:HG21	2.61	0.56
4:L2:35:ALA:HA	10:L8:36:ILE:HD11	1.88	0.56
9:L7:219:LYS:O	9:L7:228:SER:HB2	2.37	0.56
10:L8:63:LYS:HG2	10:L8:64:ILE:N	2.21	0.56
11:L9:92:TYR:N	11:L9:92:TYR:CD1	2.74	0.56
12:M0:150:GLU:O	12:M0:154:ARG:N	2.94	0.56
14:M3:166:ALA:HB1	29:N8:147:LEU:HD21	2.27	0.56
22:N1:14:MET:HE1	22:N1:55:LYS:HB2	1.94	0.56
38:O7:8:PHE:O	38:O7:11:ARG:HD3	3.55	0.56
42:Q1:15:ARG:NH2	87:Q1:201:HOH:O	2.31	0.56
49:S3:137:VAL:HG22	49:S3:151:LYS:HD3	1.87	0.56
49:S3:40:ARG:HG2	66:D0:110:PRO:HB3	1.88	0.56
50:S4:151:ASP:HB3	50:S4:154:ILE:HG13	1.88	0.56
50:S4:11:ARG:NH1	50:S4:21:ASP:OD2	2.39	0.56
45:2:448:C:H5'	50:S4:29:PRO:HG3	1.88	0.56
50:S4:18:TRP:HH2	50:S4:31:PRO:HD3	1.95	0.56
53:S7:63:PRO:O	53:S7:64:VAL:HG12	2.06	0.56
78:SR:248:ASN:ND2	78:SR:297:ASP:O	2.38	0.56
78:SR:93:ASP:OD2	78:SR:100:TYR:OH	2.14	0.56
45:2:1609:U:OP2	62:C6:14:LYS:NZ	2.39	0.56
37:O6:26:ILE:CD1	1:5:155:G:H1'	84.99	0.56
18:M7:138:LYS:NZ	1:5:2356:A:OP1	147.90	0.56
1:5:3027:A:H2'	1:5:3028:G:O4'	2.05	0.56
8:L6:78:ARG:HB2	1:5:3272:C:H5'	250.82	0.56
52:S6:216:LEU:HD11	45:6:241:U:H5''	338.67	0.56
53:S7:101:LYS:HB2	45:6:639:U:H5''	363.80	0.56
45:6:239:C:N4	45:6:835:U:OP1	2.39	0.56
2:7:113:C:H2'	2:7:114:U:O4'	2.05	0.56
60:C4:81:VAL:H	60:C4:115:ILE:HG22	1.71	0.56
65:C9:57:ARG:NH1	45:6:1479:A:OP1	391.68	0.56
72:D6:87:ARG:NH2	72:D6:91:ASP:O	2.39	0.56
76:E0:44:PHE:HD2	76:E0:54:ARG:HH22	8.37	0.56
4:L2:30:ARG:NH2	4:L2:33:ASP:OD2	2.39	0.56
5:L3:227:GLU:HG2	5:L3:270:ARG:HD3	1.88	0.56
5:L3:68:HIS:CD2	5:L3:69:LYS:HG3	3.18	0.56

Continued on next page...

Continued from previous page...

Atom-1	Atom-2	Interatomic distance (Å)	Clash overlap (Å)
9:L7:110:ARG:HB3	19:M8:3:ILE:HG22	1.87	0.56
11:L9:120:ASP:OD1	11:L9:124:ARG:NH2	2.38	0.56
16:M5:84:PRO:HA	16:M5:87:GLN:HG3	1.88	0.56
16:M5:96:ARG:HG2	16:M5:96:ARG:HH11	2.12	0.56
17:M6:3:VAL:HG13	17:M6:4:GLU:H	2.17	0.56
24:N3:28:ASN:HD21	24:N3:113:ALA:N	2.82	0.56
3:4:151:C:C5	26:N5:24:LEU:HD11	2.40	0.56
28:N7:51:LEU:HB2	28:N7:65:ARG:HH11	2.51	0.56
30:N9:58:LYS:HE2	30:N9:58:LYS:HA	5.31	0.56
42:Q1:9:ARG:HB2	42:Q1:9:ARG:HH11	1.71	0.56
43:Q2:70:LEU:N	43:Q2:83:LEU:O	2.65	0.56
52:S6:5:ILE:HD13	52:S6:50:PHE:CE1	2.41	0.56
52:S6:51:LYS:HB3	52:S6:112:VAL:HG23	1.87	0.56
1:1:1119:C:H2'	1:1:1120:A:H8	1.69	0.55
1:1:2697:A:H2'	1:1:2698:G:C8	2.42	0.55
1:1:3111:U:H5'	11:L9:155:SER:OG	2.07	0.55
1:1:3154:C:H6	1:1:3157:U:H3	1.52	0.55
45:2:1202:A:H2'	45:2:1203:A:H5''	1.88	0.55
45:2:1354:G:H5'	45:2:1355:C:OP2	2.06	0.55
45:2:1553:G:N2	45:2:1555:A:H3'	2.21	0.55
45:2:199:G:HO2'	45:2:200:A:H8	1.54	0.55
1:5:3165:A:H61	1:5:3285:C:H42	1.53	0.55
45:6:1524:A:OP2	87:6:2206:HOH:O	2.17	0.55
62:C6:73:GLY:H	62:C6:76:SER:HB3	1.70	0.55
64:C8:127:HIS:CE1	64:C8:133:VAL:HG21	4.42	0.55
71:D5:43:ASP:HB2	71:D5:46:LYS:HE3	1.87	0.55
5:L3:208:VAL:HG12	5:L3:340:LYS:HD3	1.88	0.55
5:L3:308:MET:HB2	5:L3:363:SER:HB2	1.89	0.55
6:L4:170:LYS:HE2	6:L4:175:HIS:ND1	2.21	0.55
6:L4:177:ASP:OD1	6:L4:180:LYS:HE3	2.06	0.55
6:L4:23:PRO:O	6:L4:25:VAL:N	2.36	0.55
14:M3:135:ALA:O	14:M3:136:GLU:HG3	2.07	0.55
18:M7:64:ASN:HB2	18:M7:80:LYS:HE3	2.14	0.55
23:N2:58:GLU:HG3	23:N2:58:GLU:O	2.06	0.55
26:N5:88:MET:HA	26:N5:120:LYS:HE3	1.88	0.55
28:N7:60:LYS:HA	28:N7:63:ALA:HB3	1.87	0.55
29:N8:47:LYS:HE2	29:N8:48:TYR:CE2	2.41	0.55
36:O5:86:ARG:O	36:O5:90:ARG:HG2	2.30	0.55
43:Q2:8:ARG:HB2	43:Q2:8:ARG:HH11	4.45	0.55
46:S0:171:GLY:HA2	46:S0:174:TRP:HB2	1.87	0.55
51:S5:38:THR:HG22	62:C6:56:GLY:HA2	1.88	0.55

Continued on next page...

Continued from previous page...

Atom-1	Atom-2	Interatomic distance (Å)	Clash overlap (Å)
53:S7:81:LEU:HD12	53:S7:90:VAL:HG11	1.86	0.55
64:C8:67:GLU:OE2	79:SM:9:GLY:N	2.39	0.55
1:1:625:G:N2	1:1:1401:A:OP1	2.38	0.55
1:1:1556:C:H5''	1:1:2169:G:H22	1.70	0.55
1:1:1614:C:H2'	1:1:1615:C:C6	2.41	0.55
1:1:2993:G:H2'	1:1:3142:A:H61	1.71	0.55
45:2:1458:G:H5''	45:2:1459:C:OP2	2.06	0.55
45:2:1:U:C4	55:S9:54:ARG:HG3	2.41	0.55
45:2:871:G:H2'	45:2:872:G:C8	2.41	0.55
45:2:909:U:H2'	45:2:910:C:H6	1.70	0.55
3:4:135:G:OP2	26:N5:56:ARG:NH2	2.38	0.55
3:4:89:A:H61	85:4:224:LLL:H211	1.53	0.55
1:5:2611:U:H2'	1:5:2612:U:C6	2.42	0.55
6:L4:195:ARG:NH2	1:5:341:G:N7	110.41	0.55
1:5:650:C:H2'	1:5:651:G:C8	2.41	0.55
45:6:404:G:H2'	45:6:405:C:H6	1.71	0.55
45:6:73:U:O2'	45:6:74:U:O5'	2.24	0.55
2:7:119:U:H2'	2:7:120:C:C6	2.42	0.55
58:C2:60:VAL:HG23	58:C2:87:PRO:HG2	1.89	0.55
59:C3:104:ARG:HH21	45:6:950:C:H4'	275.40	0.55
77:E1:92:LYS:HD2	77:E1:94:LYS:HE2	8.63	0.55
1:1:1794:G:H4'	4:L2:191:LEU:HD13	1.88	0.55
5:L3:25:ILE:HG23	5:L3:272:TYR:OH	2.06	0.55
6:L4:20:LEU:HD13	6:L4:256:THR:HG23	2.13	0.55
7:L5:58:LYS:HD2	7:L5:93:THR:HG21	1.88	0.55
8:L6:137:ASP:O	8:L6:141:VAL:HG23	2.06	0.55
13:M1:15:GLU:HG2	13:M1:16:LYS:HG2	2.47	0.55
17:M6:180:SER:O	17:M6:183:ALA:N	4.02	0.55
19:M8:86:THR:HG22	19:M8:105:ARG:HG3	3.29	0.55
39:O8:71:PRO:O	39:O8:72:THR:OG1	2.24	0.55
43:Q2:35:LEU:HD23	43:Q2:35:LEU:H	1.72	0.55
48:S2:187:LEU:HD21	48:S2:218:ILE:HD11	1.88	0.55
53:S7:133:THR:HG22	53:S7:155:ASP:CB	2.37	0.55
78:SR:122:ILE:HB	78:SR:134:TRP:HB2	2.51	0.55
1:1:1103:A:H1'	1:1:1104:G:OP1	2.07	0.55
1:1:2521:U:H2'	1:1:2522:G:H5'	1.87	0.55
1:1:2572:C:O2'	1:1:2573:G:O4'	2.24	0.55
1:1:2830:G:N7	87:1:4200:HOH:O	2.33	0.55
1:1:501:A:H2'	1:1:502:U:H6	1.69	0.55
45:2:86:A:O2'	45:2:147:A:N3	2.30	0.55
45:2:194:U:O2'	45:2:195:G:H4'	2.06	0.55

Continued on next page...

Continued from previous page...

Atom-1	Atom-2	Interatomic distance (Å)	Clash overlap (Å)
6:L4:138:ARG:HH12	1:5:1384:U:H5'	122.47	0.55
1:5:2768:U:H2'	1:5:2769:A:C8	2.41	0.55
45:6:1159:C:N4	45:6:1285:U:OP1	2.39	0.55
75:D9:7:TRP:HZ3	45:6:1214:U:O2	411.68	0.55
64:C8:138:THR:HB	45:6:1459:C:H2'	344.94	0.55
36:O5:78:LYS:HZ2	85:8:222:LLL:H212	84.38	0.55
56:C0:16:PHE:HB2	56:C0:76:LEU:HG	3.18	0.55
58:C2:45:LEU:O	58:C2:49:THR:HG23	2.07	0.55
65:C9:91:TYR:HB2	45:6:1590:G:OP1	376.08	0.55
70:D4:61:ARG:NH2	45:6:530:C:O2	409.37	0.55
73:D7:75:GLU:CD	73:D7:76:GLY:H	2.10	0.55
8:L6:176:PHE:HA	15:M4:114:ASP:HB2	3.24	0.55
8:L6:89:THR:HG21	15:M4:115:PHE:HB2	1.88	0.55
16:M5:39:ALA:HB3	16:M5:61:ILE:HG22	1.86	0.55
19:M8:44:PHE:CD2	19:M8:134:GLY:HA3	2.44	0.55
28:N7:38:PHE:O	28:N7:40:HIS:ND1	2.42	0.55
29:N8:6:THR:HG22	29:N8:9:ARG:HG2	1.89	0.55
34:O3:29:LEU:HD22	34:O3:75:HIS:CD2	2.42	0.55
38:O7:64:MET:HB2	38:O7:68:LYS:HG3	1.88	0.55
38:O7:8:PHE:O	38:O7:11:ARG:HG3	2.06	0.55
44:Q3:73:THR:HG22	44:Q3:75:ALA:N	4.83	0.55
46:S0:33:GLN:HG3	46:S0:149:LEU:O	7.59	0.55
49:S3:113:LEU:HD21	49:S3:117:ARG:HH11	1.71	0.55
53:S7:117:THR:HG22	53:S7:120:ALA:HB2	1.87	0.55
55:S9:100:LYS:HG3	55:S9:101:VAL:N	2.21	0.55
1:1:2946:A:N6	87:1:4190:HOH:O	2.30	0.55
1:5:1632:A:H2'	1:5:1633:C:H6	1.70	0.55
1:5:2760:C:N4	1:5:2796:G:O6	2.39	0.55
1:5:2916:U:O2	87:5:4271:HOH:O	2.15	0.55
45:6:1533:C:H4'	45:6:1539:G:C6	2.41	0.55
64:C8:41:ARG:HD3	45:6:1565:C:OP1	368.84	0.55
45:6:992:A:OP2	45:6:1011:G:N1	2.31	0.55
60:C4:88:GLY:O	60:C4:92:LYS:NZ	7.38	0.55
62:C6:13:LYS:HG3	62:C6:79:TYR:HB2	1.88	0.55
66:D0:76:SER:O	66:D0:78:THR:HG23	3.53	0.55
72:D6:24:VAL:HG11	72:D6:71:LEU:HD12	1.88	0.55
68:D2:24:GLN:HE22	73:D7:4:VAL:HA	2.04	0.55
77:E1:121:CYS:HB2	77:E1:132:LEU:HD21	2.81	0.55
77:E1:98:VAL:HG12	77:E1:99:LYS:H	4.34	0.55
6:L4:120:TYR:O	6:L4:120:TYR:HD1	2.20	0.55
6:L4:186:LYS:HE2	1:5:1388:U:O4	119.58	0.55

Continued on next page...

Continued from previous page...

Atom-1	Atom-2	Interatomic distance (Å)	Clash overlap (Å)
6:L4:3:ARG:HB3	6:L4:22:LEU:H	3.18	0.55
6:L4:285:ASP:OD2	6:L4:288:ARG:HB2	2.05	0.55
8:L6:40:LEU:HD13	8:L6:84:VAL:HG11	1.98	0.55
11:L9:126:VAL:HG21	11:L9:161:LEU:HA	1.88	0.55
12:M0:49:CYS:O	12:M0:168:SER:HB3	2.76	0.55
1:1:1098:A:O2'	22:N1:130:ARG:O	2.21	0.55
28:N7:3:LYS:HD2	28:N7:4:PHE:O	7.80	0.55
37:O6:53:TYR:CD1	37:O6:76:ARG:HG2	2.41	0.55
43:Q2:59:HIS:O	43:Q2:61:LYS:HE3	7.55	0.55
46:S0:31:VAL:HA	46:S0:34:GLU:HG3	6.04	0.55
46:S0:6:THR:O	46:S0:191:ARG:NH1	8.95	0.55
55:S9:173:ALA:HB2	45:6:511:A:H5'	461.90	0.55
55:S9:37:LYS:HA	76:E0:33:ARG:HB2	2.39	0.55
1:1:1472:U:H2'	1:1:1473:G:C8	2.41	0.55
1:1:1580:A:H1'	1:1:1581:C:C5	2.42	0.55
1:1:1621:A:H61	1:1:1823:A:H61	1.53	0.55
1:1:1940:G:N2	1:1:3362:A:H8	2.04	0.55
45:2:1291:G:N2	45:2:1324:G:H1	1.96	0.55
1:5:1080:A:H2'	1:5:1081:U:H5''	1.89	0.55
10:L8:42:PRO:O	1:5:2524:A:N6	184.78	0.55
1:5:800:G:OP1	1:5:801:A:N6	2.35	0.55
45:6:1294:G:O2'	45:6:1321:A:N1	2.32	0.55
63:C7:4:VAL:HA	45:6:1402:G:OP1	404.19	0.55
45:6:1492:A:O2'	45:6:1493:A:C8	2.59	0.55
57:C1:82:ARG:HH21	57:C1:113:PRO:HG2	3.04	0.55
60:C4:60:ALA:HB1	60:C4:101:ALA:HB2	2.24	0.55
65:C9:117:SER:HB2	65:C9:123:ARG:HB2	1.86	0.55
65:C9:70:GLN:N	65:C9:70:GLN:OE1	3.18	0.55
72:D6:87:ARG:HB2	72:D6:92:ARG:HG2	1.89	0.55
74:D8:13:ILE:HB	74:D8:29:ARG:HG2	5.92	0.55
75:D9:6:VAL:O	75:D9:7:TRP:HE3	1.89	0.55
77:E1:120:GLU:N	77:E1:120:GLU:OE2	4.39	0.55
77:E1:140:TYR:HB2	77:E1:149:LYS:HB2	1.88	0.55
4:L2:48:ILE:HG22	4:L2:59:ALA:HA	1.88	0.55
13:M1:133:ARG:HB2	13:M1:152:HIS:NE2	2.21	0.55
14:M3:35:ARG:O	14:M3:39:ARG:HG3	2.06	0.55
14:M3:75:PHE:O	14:M3:76:THR:HG22	2.06	0.55
18:M7:127:ARG:HH11	18:M7:127:ARG:HB2	1.72	0.55
1:1:2763:U:H5'	19:M8:176:ARG:HG3	1.88	0.55
20:M9:132:PHE:HE1	20:M9:141:HIS:HD1	1.54	0.55
24:N3:101:VAL:HG11	24:N3:114:ILE:HG12	2.30	0.55

Continued on next page...

Continued from previous page...

Atom-1	Atom-2	Interatomic distance (Å)	Clash overlap (Å)
28:N7:89:VAL:HG13	28:N7:90:GLU:H	1.72	0.55
32:O1:46:THR:HG21	32:O1:91:SER:OG	2.93	0.55
38:O7:12:HIS:O	38:O7:12:HIS:ND1	2.40	0.55
40:O9:5:LYS:HD3	40:O9:13:MET:HE3	2.80	0.55
49:S3:160:SER:O	45:6:1420:C:O2'	413.20	0.55
55:S9:108:ARG:HB2	55:S9:111:THR:HG23	3.18	0.55
1:1:1064:A:H4'	1:1:1065:A:O5'	2.06	0.55
1:1:1763:U:OP2	1:1:1765:U:N3	2.39	0.55
1:1:249:U:O2	1:1:250:U:N3	2.36	0.55
1:1:3215:A:H5'	15:M4:121:MET:HE1	1.89	0.55
1:1:422:A:C2	1:1:2363:A:H4'	2.42	0.55
1:1:528:U:H2'	1:1:529:A:C8	2.41	0.55
1:1:802:C:H2'	1:1:803:C:H6	1.71	0.55
45:2:912:U:H4'	45:2:913:G:H2'	1.89	0.55
1:5:179:C:H2'	1:5:180:C:C6	2.41	0.55
70:D4:60:PHE:O	45:6:523:G:H5'	413.53	0.55
75:D9:6:VAL:O	75:D9:7:TRP:HB3	2.07	0.55
12:M0:93:PRO:O	12:M0:125:LEU:HD23	2.06	0.55
14:M3:133:PRO:O	14:M3:134:GLU:HG3	5.12	0.55
15:M4:37:GLU:HB3	21:N0:72:VAL:HG21	2.47	0.55
33:O2:20:HIS:CG	33:O2:42:VAL:HG21	2.46	0.55
36:O5:103:LYS:O	36:O5:107:LYS:HD3	6.34	0.55
48:S2:45:VAL:HG21	48:S2:68:ILE:HG23	2.39	0.55
50:S4:106:LYS:HE2	45:6:789:A:H4'	395.78	0.55
50:S4:55:ALA:HB2	50:S4:64:ILE:HD12	1.89	0.55
78:SR:40:LYS:HB3	78:SR:64:HIS:O	2.27	0.55
1:1:29:C:H4'	1:1:62:A:H4'	1.88	0.55
1:1:3337:G:H2'	1:1:3338:C:O4'	2.05	0.55
1:1:367:A:O3'	85:1:3991:LLL:N21	2.40	0.55
1:1:975:C:H2'	1:1:976:U:H6	1.72	0.55
45:2:1755:A:H2'	45:2:1755:A:N3	2.21	0.55
45:2:36:C:H2'	45:2:37:U:C6	2.41	0.55
45:2:688:G:H2'	45:2:689:G:C8	2.42	0.55
1:5:589:A:H1'	1:5:1337:A:H5''	1.88	0.55
37:O6:82:ARG:NH2	1:5:271:C:O2	129.86	0.55
1:5:2897:A:H2'	1:5:2899:C:H5''	1.88	0.55
85:5:4172:LLL:H322	85:5:4172:LLL:H11	1.72	0.55
1:5:619:A:H4'	1:5:620:U:OP1	2.07	0.55
45:6:1673:G:O5'	45:6:1673:G:H8	1.89	0.55
50:S4:3:ARG:NH1	45:6:399:A:N3	321.44	0.55
45:6:891:A:H2'	45:6:892:A:C8	2.42	0.55

Continued on next page...

Continued from previous page...

Atom-1	Atom-2	Interatomic distance (Å)	Clash overlap (Å)
3:8:156:U:H3'	3:8:157:U:H5''	1.89	0.55
68:D2:8:ALA:CB	68:D2:74:VAL:HG11	2.53	0.55
74:D8:10:ALA:HB1	74:D8:30:VAL:HB	2.26	0.55
77:E1:123:ASN:HB3	77:E1:126:CYS:HB2	3.27	0.55
6:L4:23:PRO:O	6:L4:25:VAL:HG23	2.07	0.55
9:L7:84:VAL:HG21	9:L7:136:TYR:HD2	1.70	0.55
10:L8:91:PHE:CZ	10:L8:185:ARG:HB3	3.05	0.55
11:L9:128:VAL:HG22	11:L9:134:ILE:HD11	1.88	0.55
21:N0:25:PHE:HD1	22:N1:151:LEU:HD21	1.70	0.55
22:N1:100:LYS:HA	22:N1:103:GLN:HB3	3.62	0.55
24:N3:87:ARG:NH1	87:N3:303:HOH:O	2.36	0.55
38:O7:14:LYS:HE2	38:O7:25:ARG:HH21	1.71	0.55
47:S1:148:ASN:H	47:S1:148:ASN:HD22	5.64	0.55
48:S2:139:ILE:HD12	48:S2:191:ALA:HB1	2.40	0.55
51:S5:59:VAL:C	51:S5:61:TYR:H	2.16	0.55
52:S6:12:SER:OG	52:S6:124:LEU:HA	3.21	0.55
52:S6:163:THR:HG22	52:S6:168:THR:HG22	6.59	0.55
79:SM:42:ALA:O	79:SM:43:ASP:HB3	4.67	0.55
1:1:1334:U:H5'	9:L7:207:LEU:O	2.07	0.55
1:1:1594:A:H1'	1:1:1615:C:H1'	1.89	0.55
1:1:2396:G:N7	87:1:4190:HOH:O	2.33	0.55
1:1:86:G:OP2	85:1:3992:LLL:N32	2.39	0.55
1:1:735:A:H2'	1:1:736:A:C8	2.42	0.55
45:2:1032:G:OP1	85:2:2043:LLL:H832	2.07	0.55
38:O7:9:GLY:HA2	1:5:1844:C:O2	148.45	0.55
5:L3:250:ALA:CB	1:5:2880:U:H1'	223.22	0.55
45:6:538:A:O2'	45:6:539:G:N7	2.40	0.55
60:C4:69:ALA:O	60:C4:73:GLU:N	2.36	0.55
51:S5:25:LEU:HB2	62:C6:27:GLY:HA3	1.89	0.55
63:C7:50:ILE:O	63:C7:54:THR:HG22	2.09	0.55
64:C8:6:GLN:O	64:C8:7:GLU:HG2	4.05	0.55
75:D9:21:CYS:HB2	75:D9:39:CYS:HB3	2.47	0.55
5:L3:290:ASP:OD2	5:L3:291:GLU:N	3.72	0.55
7:L5:132:THR:HG21	7:L5:170:GLY:HA2	2.27	0.55
9:L7:98:LYS:HB3	9:L7:99:PRO:HD3	1.88	0.55
11:L9:48:VAL:HG13	11:L9:49:ASN:H	1.71	0.55
11:L9:72:LYS:NZ	11:L9:76:ASP:OD2	2.39	0.55
14:M3:182:ILE:HD11	85:5:4168:LLL:H832	151.85	0.55
20:M9:38:ARG:HH21	1:5:1603:A:P	110.57	0.55
23:N2:35:LYS:HA	23:N2:38:ILE:HD12	3.17	0.55
31:O0:26:GLY:O	31:O0:30:THR:HG23	2.06	0.55

Continued on next page...

Continued from previous page...

Atom-1	Atom-2	Interatomic distance (Å)	Clash overlap (Å)
46:S0:57:LEU:HD11	46:S0:173:ILE:HG23	1.89	0.55
52:S6:98:ARG:NH2	52:S6:101:ILE:O	2.40	0.55
64:C8:125:ILE:HD11	79:SM:57:ASN:HB3	3.34	0.55
1:1:1895:A:O2'	1:1:3053:G:H4'	2.07	0.55
1:1:824:C:H2'	1:1:825:U:H6	1.71	0.55
45:2:1100:G:O2'	68:D2:76:SER:N	2.39	0.55
45:2:17:C:O2'	45:2:1137:A:N1	2.31	0.55
45:2:1756:A:OP1	45:2:1756:A:N1	2.40	0.55
45:2:339:C:H2'	45:2:340:U:H6	1.71	0.55
45:2:340:U:H2'	45:2:341:A:H8	1.72	0.55
20:M9:82:LYS:NZ	1:5:2115:G:O2'	205.11	0.55
1:5:435:C:H2'	1:5:436:A:O4'	2.07	0.55
19:M8:142:GLY:O	1:5:744:A:H4'	168.49	0.55
1:5:861:C:H2'	1:5:862:U:C6	2.42	0.55
56:C0:21:VAL:HB	56:C0:66:TYR:HB2	2.66	0.55
57:C1:33:ARG:NH2	57:C1:51:GLY:O	2.40	0.55
58:C2:71:ILE:O	58:C2:75:VAL:HG23	2.07	0.55
60:C4:42:VAL:HG13	60:C4:63:ALA:HB1	4.10	0.55
62:C6:31:VAL:HG22	62:C6:67:VAL:HB	3.06	0.55
57:C1:101:GLU:OE2	69:D3:16:ARG:NH2	2.39	0.55
70:D4:39:GLU:O	70:D4:42:GLU:N	3.76	0.55
51:S5:116:HIS:NE2	71:D5:95:HIS:CE1	2.73	0.55
60:C4:99:GLN:NE2	72:D6:46:GLU:OE1	2.36	0.55
6:L4:3:ARG:NH2	6:L4:259:ASP:OD2	2.32	0.55
7:L5:57:ASN:O	7:L5:93:THR:HG21	6.56	0.55
10:L8:34:PHE:CD2	10:L8:42:PRO:HD3	2.63	0.55
1:1:3227:A:O2'	15:M4:133:LYS:HD3	2.07	0.55
20:M9:71:ARG:NE	1:5:2100:A:H1'	194.45	0.55
41:Q0:114:LYS:HG2	41:Q0:115:CYS:N	2.33	0.55
1:1:1155:C:H1'	1:1:1198:C:O2	2.05	0.55
1:1:3190:C:OP1	17:M6:168:TYR:OH	2.16	0.55
1:1:595:G:H2'	1:1:596:C:C6	2.42	0.55
1:1:664:U:H2'	1:1:665:A:C8	2.42	0.55
45:2:224:C:H2'	45:2:225:A:C8	2.43	0.55
45:2:542:A:H5"	45:2:544:A:C8	2.41	0.55
1:5:196:G:N1	1:5:199:A:OP2	2.40	0.55
1:5:2213:A:H2'	1:5:2214:A:C8	2.42	0.55
1:5:1001:G:N7	85:5:4152:LLL:O23	2.40	0.55
62:C6:12:LYS:NZ	45:6:1380:U:OP1	424.39	0.55
45:6:651:G:N2	45:6:652:G:H1'	2.22	0.55
45:6:677:G:H21	45:6:678:A:H62	1.55	0.55

Continued on next page...

Continued from previous page...

Atom-1	Atom-2	Interatomic distance (Å)	Clash overlap (Å)
45:6:919:A:H2'	45:6:920:U:C6	2.42	0.55
85:8:221:LLL:N12	85:8:221:LLL:H13	2.22	0.55
59:C3:124:ARG:NH1	45:6:628:G:OP1	309.88	0.55
61:C5:51:SER:CB	61:C5:53:PRO:HD3	6.09	0.55
60:C4:103:ARG:HH12	72:D6:48:ALA:HB3	4.22	0.55
5:L3:166:ILE:O	5:L3:169:THR:HG22	2.07	0.55
12:M0:80:SER:O	12:M0:84:ALA:HB2	2.06	0.55
17:M6:174:PHE:O	17:M6:178:VAL:HG23	2.45	0.55
20:M9:126:GLU:HB3	20:M9:132:PHE:CE2	2.42	0.55
22:N1:35:LYS:N	22:N1:38:ASP:OD2	2.34	0.55
22:N1:91:LEU:HD12	22:N1:96:ILE:HD11	2.20	0.55
29:N8:45:MET:HE3	29:N8:49:HIS:HB2	1.89	0.55
29:N8:94:ALA:HB1	29:N8:122:PRO:HD3	1.89	0.55
31:O0:9:SER:N	31:O0:12:GLN:OE1	2.39	0.55
37:O6:98:ARG:HG3	37:O6:99:ARG:H	5.03	0.55
50:S4:160:VAL:HG13	50:S4:169:ILE:HG23	1.91	0.55
50:S4:35:PRO:HD2	50:S4:83:PRO:HG2	1.96	0.55
53:S7:165:LYS:O	53:S7:168:SER:OG	2.18	0.55
53:S7:86:GLN:CD	53:S7:87:ASP:H	2.11	0.55
79:SM:43:ASP:OD2	79:SM:45:SER:N	5.39	0.55
61:C5:130:ARG:HH12	79:SM:71:ASN:HA	1.72	0.55
1:1:3151:U:H4'	1:1:3294:A:H1'	1.89	0.54
45:2:588:U:H2'	45:2:589:C:C6	2.41	0.54
45:2:940:A:H2'	45:2:941:A:H8	1.72	0.54
2:3:26:C:H5'	7:L5:56:THR:HB	1.88	0.54
1:5:1556:C:C5'	1:5:2169:G:H22	2.20	0.54
1:5:1947:G:N2	1:5:2102:U:O2	2.40	0.54
1:5:251:G:C2	1:5:253:A:C6	2.95	0.54
1:5:2572:C:H2'	1:5:2572:C:OP2	2.07	0.54
1:5:2881:C:H2'	1:5:2882:U:H6	1.71	0.54
1:5:3343:G:H21	1:5:3362:A:H2	1.54	0.54
1:5:897:U:H2'	1:5:898:U:C6	2.41	0.54
45:6:619:A:N3	45:6:1141:G:H1'	2.22	0.54
45:6:1280:C:H2'	45:6:1281:G:C8	2.42	0.54
77:E1:91:ILE:HD13	45:6:1445:G:C8	388.75	0.54
45:6:404:G:H2'	45:6:405:C:C6	2.42	0.54
45:6:570:A:O5'	45:6:570:A:H8	1.90	0.54
45:6:65:A:O3'	45:6:66:U:H3'	2.07	0.54
63:C7:19:ARG:HG3	63:C7:20:TYR:HD1	1.72	0.54
63:C7:88:VAL:CG1	63:C7:89:SER:H	4.21	0.54
68:D2:7:LEU:HD21	68:D2:37:PHE:HD2	2.93	0.54

Continued on next page...

Continued from previous page...

Atom-1	Atom-2	Interatomic distance (Å)	Clash overlap (Å)
4:L2:144:ASN:HB2	4:L2:160:SER:HB2	1.89	0.54
6:L4:203:ARG:NH2	6:L4:240:PRO:HB3	2.22	0.54
13:M1:22:SER:HA	13:M1:66:ALA:CB	2.63	0.54
19:M8:16:ARG:NH2	19:M8:20:LYS:HB2	2.60	0.54
26:N5:93:TYR:CE2	3:8:131:A:H5''	104.41	0.54
43:Q2:6:LYS:HE3	43:Q2:94:GLY:HA2	1.89	0.54
46:S0:50:VAL:O	46:S0:54:TRP:N	2.39	0.54
47:S1:35:PRO:HB3	47:S1:231:LEU:HD21	5.49	0.54
51:S5:43:PHE:HE2	51:S5:118:LEU:HD13	6.25	0.54
53:S7:74:GLN:O	53:S7:77:LEU:N	2.40	0.54
49:S3:116:ARG:NH1	79:SM:110:TRP:O	4.26	0.54
1:1:2623:G:H1	1:1:2644:C:H42	1.54	0.54
1:1:3341:U:O2'	1:1:3342:A:O5'	2.22	0.54
45:2:1533:C:H4'	45:2:1539:G:N1	2.22	0.54
45:2:1755:A:N3	45:2:1756:A:H5'	2.21	0.54
45:2:741:C:O2'	45:2:742:U:O4'	2.25	0.54
1:5:2096:A:O2'	1:5:2097:U:OP1	2.21	0.54
1:5:2117:A:N7	1:5:3064:U:O2'	2.35	0.54
1:5:3285:C:H3'	1:5:3286:G:H5''	1.88	0.54
1:5:3295:A:H2'	1:5:3296:A:C8	2.42	0.54
52:S6:160:ARG:HH12	45:6:68:A:H5'	346.52	0.54
45:6:818:C:H42	45:6:853:G:H1	1.55	0.54
2:7:64:A:H5'	2:7:65:G:H5''	1.89	0.54
56:C0:52:LYS:HE3	45:6:1220:C:H5'	441.57	0.54
57:C1:36:LYS:HG2	57:C1:60:PHE:HA	4.19	0.54
58:C2:136:ILE:HA	58:C2:139:HIS:HB3	2.39	0.54
64:C8:56:LYS:HE2	64:C8:60:GLU:HB3	6.79	0.54
72:D6:58:VAL:HG22	72:D6:59:TYR:H	1.72	0.54
73:D7:2:VAL:O	73:D7:3:LEU:HB2	2.38	0.54
4:L2:221:LYS:O	1:5:2245:C:H4'	218.21	0.54
1:1:2880:U:H1'	5:L3:250:ALA:HB3	1.88	0.54
8:L6:129:GLU:HG2	8:L6:130:ILE:HG13	1.88	0.54
16:M5:170:LYS:O	16:M5:173:GLY:N	2.36	0.54
19:M8:30:VAL:O	19:M8:34:THR:HG23	2.83	0.54
20:M9:181:ARG:HD3	20:M9:182:ASP:N	2.22	0.54
21:N0:155:ARG:O	21:N0:170:THR:HA	2.07	0.54
24:N3:44:SER:HB3	1:5:2916:U:H1'	262.11	0.54
33:O2:103:LYS:O	33:O2:106:VAL:HG12	2.07	0.54
37:O6:51:SER:N	37:O6:54:GLU:OE1	3.30	0.54
38:O7:27:PHE:HA	38:O7:34:CYS:HA	1.89	0.54
1:1:353:G:N7	38:O7:55:ARG:HD3	2.22	0.54

Continued on next page...

Continued from previous page...

Atom-1	Atom-2	Interatomic distance (Å)	Clash overlap (Å)
47:S1:109:LYS:HG3	47:S1:113:MET:HE3	1.88	0.54
50:S4:97:GLU:OE1	50:S4:113:ARG:NE	2.39	0.54
78:SR:301:LEU:O	78:SR:312:VAL:HA	2.07	0.54
1:1:1366:A:C2	1:1:1367:G:C4	2.96	0.54
1:1:196:G:N2	1:1:198:A:H3'	2.21	0.54
1:1:2225:U:H2'	1:1:2226:U:C6	2.43	0.54
45:2:1118:G:H2'	45:2:1119:G:H8	1.71	0.54
45:2:1513:G:H1'	45:2:1518:C:O2	2.07	0.54
45:2:187:G:O2'	45:2:199:G:N2	2.40	0.54
45:2:385:A:H5''	54:S8:25:ARG:HH22	1.72	0.54
1:5:1528:G:H1	1:5:1832:C:H42	1.54	0.54
1:5:1861:G:H1'	1:5:3066:U:H5''	1.88	0.54
1:5:2115:G:H22	1:5:2120:A:H1'	1.71	0.54
16:M5:157:LYS:NZ	1:5:58:G:OP1	84.70	0.54
14:M3:15:ARG:NH2	1:5:96:G:H5'	153.06	0.54
45:6:1087:A:H2'	45:6:1088:A:H8	1.71	0.54
45:6:653:C:N4	45:6:677:G:H1	2.05	0.54
45:6:813:U:H4'	45:6:814:A:OP2	2.07	0.54
64:C8:44:ASN:ND2	64:C8:48:LYS:HE2	4.52	0.54
68:D2:51:GLU:HB3	73:D7:8:LEU:HD21	2.16	0.54
76:E0:13:LYS:HE3	76:E0:17:GLN:NE2	5.59	0.54
4:L2:222:ALA:HB1	4:L2:224:THR:HG22	5.32	0.54
6:L4:203:ARG:HG2	6:L4:246:ARG:NH2	2.23	0.54
8:L6:131:LYS:HE3	8:L6:133:GLU:OE1	2.06	0.54
8:L6:170:LYS:HB2	8:L6:173:MET:HB2	1.89	0.54
11:L9:76:ASP:O	11:L9:80:THR:HG23	2.07	0.54
13:M1:50:ALA:HB2	13:M1:65:ILE:HD13	1.89	0.54
19:M8:185:LYS:HD2	19:M8:186:VAL:HG23	1.90	0.54
22:N1:44:ALA:HB2	22:N1:53:PRO:HG2	1.89	0.54
23:N2:54:VAL:HG13	23:N2:67:SER:HB2	4.11	0.54
31:O0:14:LEU:HD11	31:O0:43:ILE:HD13	3.95	0.54
33:O2:19:ARG:HE	33:O2:33:ARG:CG	2.20	0.54
38:O7:45:ARG:NH2	1:5:361:A:O3'	123.71	0.54
1:1:1492:G:O3'	40:O9:48:LYS:NZ	2.41	0.54
47:S1:37:THR:HG21	47:S1:185:THR:HB	3.20	0.54
49:S3:107:PHE:O	49:S3:111:ASN:HB2	2.29	0.54
50:S4:139:VAL:HG11	50:S4:169:ILE:HD11	2.43	0.54
50:S4:125:LYS:HB2	50:S4:226:PHE:CE2	3.68	0.54
50:S4:87:MET:SD	50:S4:123:LEU:HB2	2.48	0.54
52:S6:139:ASN:O	52:S6:143:LYS:HG2	4.36	0.54
53:S7:51:VAL:HG12	53:S7:53:GLY:H	2.17	0.54

Continued on next page...

Continued from previous page...

Atom-1	Atom-2	Interatomic distance (Å)	Clash overlap (Å)
78:SR:218:GLY:HA3	78:SR:237:GLN:O	2.07	0.54
78:SR:50:ASP:HB2	78:SR:53:LYS:O	3.43	0.54
1:1:2354:C:N4	87:1:4222:HOH:O	2.40	0.54
1:1:241:G:H5'	1:1:241:G:H8	1.73	0.54
1:1:621:A:H1'	1:1:622:A:OP1	2.07	0.54
1:1:776:U:C5	1:1:2719:U:O2	2.59	0.54
45:2:338:C:H1'	54:S8:5:ARG:HB3	1.90	0.54
45:2:909:U:H2'	45:2:910:C:C6	2.43	0.54
1:5:1686:U:O2	1:5:1688:U:H1'	2.08	0.54
1:5:1691:U:H2'	1:5:1692:U:C6	2.43	0.54
1:5:595:G:H2'	1:5:596:C:H6	1.72	0.54
1:5:761:A:C2	1:5:771:A:H1'	2.42	0.54
45:6:628:G:N1	45:6:970:A:OP2	2.32	0.54
57:C1:21:ASN:ND2	57:C1:31:THR:HA	3.16	0.54
67:D1:64:GLU:O	67:D1:68:SER:HB2	2.08	0.54
68:D2:22:LYS:HD2	73:D7:3:LEU:HD23	1.90	0.54
69:D3:61:SER:HB2	69:D3:116:ASP:HB2	1.89	0.54
70:D4:129:VAL:HA	70:D4:132:ARG:HB2	1.89	0.54
72:D6:46:GLU:HG2	72:D6:47:ALA:N	3.58	0.54
5:L3:275:ARG:NH1	1:5:3045:G:O3'	234.63	0.54
6:L4:334:PHE:HA	6:L4:339:LEU:HD12	1.88	0.54
13:M1:24:GLY:HA2	13:M1:65:ILE:HG23	2.81	0.54
15:M4:20:VAL:HG22	15:M4:68:LEU:HB2	4.53	0.54
18:M7:4:TYR:CZ	18:M7:18:ARG:HG3	2.43	0.54
3:4:11:C:H1'	18:M7:6:ALA:HB2	1.89	0.54
19:M8:40:THR:OG1	19:M8:45:ASN:ND2	3.40	0.54
3:4:38:U:O4	36:O5:89:ARG:HD2	2.08	0.54
38:O7:14:LYS:HE3	1:5:1491:A:H5''	129.79	0.54
40:O9:41:ARG:HG3	40:O9:42:ARG:H	1.72	0.54
47:S1:176:VAL:HG13	47:S1:184:LEU:HD21	2.99	0.54
48:S2:152:HIS:CD2	48:S2:152:HIS:H	2.25	0.54
49:S3:192:PRO:HB2	49:S3:201:ALA:HA	1.89	0.54
50:S4:181:VAL:HG21	50:S4:195:ILE:HD11	1.88	0.54
45:2:1681:A:H1'	52:S6:66:GLY:HA2	1.90	0.54
53:S7:73:VAL:O	53:S7:75:THR:N	2.68	0.54
78:SR:307:ASP:N	78:SR:307:ASP:OD1	2.88	0.54
1:1:207:U:H2'	1:1:208:C:H6	1.73	0.54
1:1:863:C:OP2	87:1:4156:HOH:O	2.19	0.54
45:2:1465:C:OP1	62:C6:139:GLN:NE2	2.34	0.54
45:2:1587:A:OP1	62:C6:132:LYS:NZ	2.40	0.54
45:2:297:U:H5''	50:S4:37:LYS:HG2	1.89	0.54

Continued on next page...

Continued from previous page...

Atom-1	Atom-2	Interatomic distance (Å)	Clash overlap (Å)
45:2:321:C:H4'	45:2:322:G:OP2	2.07	0.54
45:2:512:A:C8	55:S9:172:VAL:HG21	2.42	0.54
1:5:1393:A:N3	1:5:1419:A:O2'	2.34	0.54
28:N7:67:LYS:NZ	1:5:1630:U:OP1	195.19	0.54
1:5:1911:A:H2	1:5:2122:G:C8	2.25	0.54
1:5:566:G:H2'	1:5:567:G:H8	1.73	0.54
45:6:1255:G:O2'	45:6:1256:A:O5'	2.22	0.54
45:6:1275:A:H8	45:6:1275:A:OP2	1.89	0.54
53:S7:118:LEU:N	45:6:639:U:OP1	364.03	0.54
3:8:138:A:N7	85:8:222:LLL:H222	2.23	0.54
3:8:82:U:H1'	3:8:87:G:H5'	1.88	0.54
63:C7:71:PHE:CE1	63:C7:73:LEU:HB3	2.43	0.54
55:S9:25:ASP:HB3	76:E0:44:PHE:HZ	1.73	0.54
9:L7:150:LYS:HE2	9:L7:151:ARG:NH1	2.23	0.54
11:L9:23:ARG:HH21	11:L9:42:ASP:H	1.54	0.54
12:M0:86:HIS:HB3	12:M0:139:ARG:CG	2.55	0.54
12:M0:206:LEU:O	12:M0:210:ILE:HG13	2.08	0.54
12:M0:75:TYR:CE2	12:M0:79:VAL:HG21	3.01	0.54
12:M0:98:ARG:HB3	12:M0:120:GLY:HA3	1.88	0.54
15:M4:121:MET:HE1	1:5:3215:A:H8	278.60	0.54
17:M6:12:LYS:NZ	1:5:3184:A:OP2	292.08	0.54
21:N0:112:ALA:HB2	1:5:1321:G:N2	297.04	0.54
48:S2:73:LEU:HD21	48:S2:106:ASP:OD2	2.24	0.54
52:S6:147:LEU:HB3	52:S6:151:ASP:HB2	1.88	0.54
52:S6:72:ARG:HG2	52:S6:98:ARG:HA	1.88	0.54
45:2:768:C:H1'	55:S9:143:ILE:HG21	1.88	0.54
79:SM:55:SER:O	79:SM:59:GLY:N	2.35	0.54
78:SR:129:LYS:HD3	78:SR:148:ASN:O	2.08	0.54
78:SR:22:SER:HB2	78:SR:70:ASP:HA	1.89	0.54
1:1:977:C:OP1	19:M8:141:ARG:NH2	2.41	0.54
45:2:144:U:O2'	45:2:145:A:H5'	2.07	0.54
45:2:1535:U:H5''	51:S5:187:ILE:HD11	1.88	0.54
45:2:1096:C:H5	85:2:2043:LLL:N32	2.06	0.54
45:2:966:A:H2'	45:2:967:A:H8	1.73	0.54
2:3:4:U:H2'	2:3:5:G:C8	2.41	0.54
17:M6:18:ARG:NH1	1:5:1315:U:OP1	278.30	0.54
1:5:1951:C:O2'	1:5:1952:G:H5'	2.08	0.54
1:5:2205:U:O2'	1:5:2206:G:H5'	2.07	0.54
1:5:2996:U:C6	85:5:4178:LLL:H611	2.43	0.54
85:5:4171:LLL:H532	85:5:4171:LLL:O52	2.07	0.54
45:6:969:C:H4'	45:6:1104:U:H4'	1.90	0.54

Continued on next page...

Continued from previous page...

Atom-1	Atom-2	Interatomic distance (Å)	Clash overlap (Å)
63:C7:43:SER:OG	45:6:1332:C:OP1	426.19	0.54
45:6:320:U:C1'	45:6:321:C:H5''	2.38	0.54
45:6:322:G:C8	45:6:322:G:H5'	2.43	0.54
45:6:832:U:O2'	45:6:833:U:OP1	2.26	0.54
45:6:918:U:H2'	45:6:919:A:H8	1.72	0.54
3:8:76:C:H2'	3:8:77:A:O4'	2.08	0.54
56:C0:16:PHE:CE2	56:C0:82:LEU:HD11	2.42	0.54
70:D4:106:GLN:O	70:D4:110:GLN:HG3	2.40	0.54
6:L4:354:VAL:O	6:L4:358:THR:HG23	2.07	0.54
7:L5:78:ALA:N	7:L5:105:ILE:HD13	2.44	0.54
9:L7:47:ARG:NH1	9:L7:183:ASP:OD2	2.40	0.54
10:L8:151:VAL:HG13	10:L8:199:ALA:HB2	2.53	0.54
12:M0:46:PHE:CD1	12:M0:140:THR:HA	2.69	0.54
14:M3:162:ASN:HD21	14:M3:164:GLU:HB2	2.40	0.54
16:M5:73:ARG:HE	16:M5:92:LEU:HD21	1.73	0.54
22:N1:71:SER:HB3	22:N1:92:ARG:HA	3.72	0.54
33:O2:105:ARG:HH12	33:O2:125:ARG:NH1	3.29	0.54
46:S0:101:ARG:HG3	46:S0:103:THR:H	1.73	0.54
45:2:1330:G:N1	49:S3:204:ASP:OD1	2.35	0.54
1:1:1223:A:OP2	1:1:1284:C:N4	2.32	0.54
1:1:1307:G:C2	1:1:1308:A:C2	2.96	0.54
45:2:739:G:C6	45:2:740:A:C6	2.96	0.54
45:2:827:C:H2'	45:2:828:U:C6	2.42	0.54
1:5:1824:U:H2'	1:5:1825:G:C8	2.43	0.54
1:5:59:G:H2'	3:8:33:A:O2'	2.07	0.54
45:6:1373:C:H2'	45:6:1374:C:C6	2.43	0.54
45:6:1770:U:OP2	87:6:2225:HOH:O	2.19	0.54
45:6:218:A:N6	45:6:844:A:H1'	2.23	0.54
45:6:924:A:H2'	45:6:925:G:C8	2.43	0.54
56:C0:38:LYS:HB2	56:C0:41:TYR:CD2	3.21	0.54
66:D0:103:ILE:O	66:D0:106:ILE:HG22	3.80	0.54
76:E0:44:PHE:HD1	76:E0:44:PHE:O	4.19	0.54
4:L2:28:LYS:HB3	4:L2:123:ARG:HE	2.56	0.54
4:L2:97:ASN:HB2	4:L2:100:ASN:ND2	2.52	0.54
7:L5:231:ILE:HG21	7:L5:239:ILE:HD11	1.90	0.54
7:L5:266:ALA:HB1	7:L5:270:LYS:HE3	1.89	0.54
7:L5:270:LYS:HG2	2:7:2:G:H5'	319.29	0.54
10:L8:214:LEU:HA	10:L8:217:THR:HG22	5.29	0.54
10:L8:33:ASN:HB3	10:L8:38:GLN:HG3	3.50	0.54
16:M5:59:PHE:HZ	16:M5:148:TYR:CD1	2.54	0.54
18:M7:131:ARG:HG3	18:M7:137:ASN:OD1	2.14	0.54

Continued on next page...

Continued from previous page...

Atom-1	Atom-2	Interatomic distance (Å)	Clash overlap (Å)
30:N9:39:PHE:O	30:N9:43:HIS:HB2	2.57	0.54
30:N9:47:LEU:HD21	1:5:1086:C:H1'	208.11	0.54
32:O1:75:ILE:HG23	32:O1:93:VAL:HG22	1.90	0.54
35:O4:99:LYS:O	35:O4:103:LYS:HG2	2.13	0.54
46:S0:150:ASP:OD1	46:S0:165:ARG:NH2	2.40	0.54
50:S4:125:LYS:O	50:S4:141:THR:HA	2.30	0.54
50:S4:26:CYS:SG	45:6:461:G:H5''	363.55	0.54
1:1:1765:U:H5'	1:1:1766:G:OP1	2.08	0.54
1:1:2747:A:H5'	7:L5:175:HIS:HA	1.89	0.54
1:1:3393:U:H2'	1:1:3394:U:H6	1.73	0.54
1:5:1347:U:H2'	1:5:1348:U:C6	2.42	0.54
1:5:1659:U:H2'	1:5:1660:C:C6	2.42	0.54
1:5:436:A:H61	1:5:623:U:H3	1.55	0.54
1:5:664:U:H2'	1:5:665:A:C8	2.42	0.54
1:5:872:U:H2'	1:5:873:C:C6	2.42	0.54
45:6:1196:A:H4'	45:6:1197:C:H5''	1.89	0.54
57:C1:99:ARG:HB3	69:D3:9:LEU:O	2.08	0.54
58:C2:60:VAL:HG22	58:C2:122:VAL:HG22	2.30	0.54
58:C2:28:LEU:HD22	58:C2:32:LEU:HG	2.24	0.54
59:C3:31:GLU:H	59:C3:31:GLU:CD	4.86	0.54
66:D0:23:ARG:HD2	66:D0:90:TYR:HD1	1.73	0.54
75:D9:4:GLU:C	75:D9:5:ASN:HD22	2.10	0.54
13:M1:33:ALA:HB2	13:M1:123:PHE:CE1	2.92	0.54
22:N1:130:ARG:O	1:5:1098:A:O2'	256.47	0.54
1:1:1679:A:OP1	23:N2:94:ARG:NH1	2.41	0.54
28:N7:135:ARG:HB3	28:N7:135:ARG:NH2	2.60	0.54
46:S0:170:ILE:HD12	46:S0:170:ILE:H	1.72	0.54
53:S7:96:ARG:HD2	53:S7:121:VAL:HG13	1.88	0.54
1:1:2442:G:H2'	1:1:2443:A:H5''	1.89	0.54
45:2:542:A:H2'	45:2:543:C:H5'	1.90	0.54
30:N9:28:LYS:HB2	1:5:1065:A:C4	213.57	0.54
58:C2:54:ARG:NH2	77:E1:127:GLY:HA3	2.23	0.54
45:2:959:U:H5'	59:C3:15:ALA:O	2.08	0.54
61:C5:18:ARG:HB3	64:C8:95:GLY:HA2	1.90	0.54
64:C8:2:SER:OG	64:C8:4:VAL:HG23	8.60	0.54
1:1:1580:A:OP1	4:L2:68:LYS:NZ	2.41	0.54
9:L7:136:TYR:CZ	9:L7:231:ASN:HB2	2.42	0.54
22:N1:86:GLU:OE1	22:N1:88:ARG:NH1	2.40	0.54
26:N5:135:ILE:HD12	26:N5:138:ARG:HE	1.87	0.54
27:N6:40:ARG:CZ	27:N6:46:LYS:HE2	5.56	0.54
14:M3:157:ARG:HH11	29:N8:124:ILE:HG21	2.76	0.54

Continued on next page...

Continued from previous page...

Atom-1	Atom-2	Interatomic distance (Å)	Clash overlap (Å)
34:O3:90:PRO:HD2	34:O3:93:THR:HG21	2.35	0.54
37:O6:79:SER:OG	37:O6:80:PHE:N	2.40	0.54
46:S0:200:ASP:OD1	63:C7:88:VAL:HG13	4.10	0.54
51:S5:63:GLN:O	51:S5:64:VAL:HG12	2.07	0.54
52:S6:31:ARG:H	52:S6:34:GLN:HG3	3.43	0.54
53:S7:114:ARG:O	53:S7:117:THR:N	2.36	0.54
13:M1:64:LYS:NZ	79:SM:24:GLU:OE2	3.29	0.54
1:1:121:A:C6	10:L8:129:PRO:HG3	2.43	0.54
1:1:1906:G:N2	1:1:1909:A:N1	2.56	0.54
1:1:2683:U:H2'	1:1:2684:C:H6	1.72	0.54
1:1:3392:U:H2'	1:1:3393:U:H6	1.73	0.54
45:2:1280:C:H4'	66:D0:70:THR:HA	1.89	0.54
45:2:577:G:H5''	45:2:578:U:H5'	1.88	0.54
45:2:882:U:H2'	45:2:883:C:C6	2.42	0.54
1:5:1922:A:H2'	1:5:1923:C:O4'	2.08	0.54
1:5:2111:G:H4'	1:5:2112:U:OP2	2.08	0.54
1:5:2975:U:OP2	85:5:4175:LLL:N12	2.41	0.54
1:5:371:G:H4'	1:5:396:A:N1	2.23	0.54
45:6:71:A:H1'	45:6:81:G:H22	1.73	0.54
59:C3:84:ILE:HG21	59:C3:149:LEU:HD21	4.12	0.54
62:C6:33:GLY:O	65:C9:7:ARG:HD3	2.18	0.54
66:D0:51:VAL:HG22	66:D0:94:GLU:HB2	1.90	0.54
72:D6:87:ARG:HB3	72:D6:91:ASP:HB3	2.91	0.54
51:S5:166:ARG:HD2	74:D8:46:GLY:HA3	1.90	0.54
5:L3:296:THR:HG23	5:L3:298:PHE:H	1.71	0.54
5:L3:3:HIS:HB2	1:5:2938:G:N7	251.61	0.54
17:M6:141:LEU:O	17:M6:144:SER:HB3	3.63	0.54
20:M9:135:LYS:O	20:M9:139:VAL:HG23	2.08	0.54
26:N5:58:ASP:OD2	26:N5:61:LYS:N	2.40	0.54
33:O2:23:ASP:OD1	33:O2:23:ASP:N	2.39	0.54
37:O6:43:LEU:HD13	37:O6:47:ILE:HD11	1.89	0.54
37:O6:56:ARG:HH22	37:O6:76:ARG:NH1	2.05	0.54
48:S2:103:VAL:HG21	48:S2:187:LEU:HD12	2.72	0.54
51:S5:43:PHE:CE2	51:S5:130:ILE:HD13	2.43	0.54
51:S5:41:LYS:NZ	51:S5:68:ILE:HA	2.44	0.54
78:SR:38:ARG:HG2	78:SR:67:ILE:HG23	1.89	0.54
1:1:1308:A:C8	1:1:1308:A:OP2	2.61	0.53
1:5:2655:U:H4'	1:5:2656:A:O4'	2.08	0.53
19:M8:69:ARG:NH1	1:5:720:A:H5'	162.19	0.53
1:5:760:G:H1'	1:5:770:G:N2	2.23	0.53
19:M8:171:LYS:HE2	1:5:89:A:OP2	146.73	0.53

Continued on next page...

Continued from previous page...

Atom-1	Atom-2	Interatomic distance (Å)	Clash overlap (Å)
1:5:979:U:H1'	1:5:980:A:N7	2.23	0.53
75:D9:40:ARG:NH2	45:6:1198:G:O3'	389.56	0.53
77:E1:146:SER:HB2	45:6:1235:C:H5'	432.38	0.53
58:C2:46:ARG:NH1	45:6:1254:U:OP2	453.48	0.53
45:6:1647:U:H2'	45:6:1648:A:C8	2.43	0.53
45:6:454:U:H3'	45:6:455:C:C6	2.43	0.53
2:7:47:C:H2'	2:7:48:U:H6	1.73	0.53
62:C6:131:GLY:HA3	62:C6:136:SER:O	2.17	0.53
65:C9:77:ASN:HB3	65:C9:95:ASP:HB3	1.89	0.53
68:D2:103:ILE:HA	68:D2:112:ASP:HA	1.89	0.53
74:D8:13:ILE:O	74:D8:14:LYS:HD2	2.08	0.53
5:L3:92:TYR:CE1	5:L3:159:ARG:HD2	2.81	0.53
6:L4:203:ARG:NH1	6:L4:226:GLU:OE2	2.33	0.53
6:L4:205:PRO:HB3	6:L4:247:PHE:CD2	2.44	0.53
7:L5:64:ILE:HD12	7:L5:144:VAL:HG21	4.51	0.53
8:L6:54:TYR:CE2	8:L6:63:LEU:HD22	2.43	0.53
27:N6:56:VAL:HG22	27:N6:104:LEU:HB3	1.92	0.53
28:N7:101:PHE:HA	28:N7:107:ARG:HE	1.72	0.53
28:N7:122:HIS:O	28:N7:125:GLY:HA2	2.08	0.53
29:N8:93:SER:OG	29:N8:93:SER:O	2.16	0.53
1:1:947:G:H5'	33:O2:55:ILE:HB	1.89	0.53
37:O6:25:LYS:HB2	37:O6:28:TYR:HD2	1.72	0.53
39:O8:2:ALA:N	1:5:1613:A:OP1	136.78	0.53
1:1:2582:C:H2'	1:1:2583:C:C6	2.42	0.53
1:1:438:A:HO2'	1:1:495:G:HO2'	1.56	0.53
1:1:979:U:H1'	1:1:980:A:N7	2.23	0.53
45:2:1338:C:N4	45:2:1339:C:H41	2.06	0.53
45:2:1492:A:O2'	45:2:1493:A:O4'	2.26	0.53
45:2:52:U:H2'	45:2:53:G:C8	2.43	0.53
1:5:1764:U:H3'	1:5:1765:U:C4'	2.38	0.53
4:L2:132:ASN:OD1	1:5:2178:A:H5''	214.45	0.53
1:5:3193:C:H2'	1:5:3194:C:O4'	2.08	0.53
45:6:130:C:N4	45:6:131:C:H41	2.06	0.53
45:6:1328:G:OP2	87:6:2214:HOH:O	2.19	0.53
45:6:1511:U:H2'	45:6:1512:G:C8	2.43	0.53
45:6:1767:G:OP1	45:6:1770:U:H4'	2.08	0.53
59:C3:23:PRO:HB2	59:C3:25:TRP:NE1	2.76	0.53
64:C8:24:GLY:O	64:C8:59:GLY:N	5.80	0.53
66:D0:99:ILE:HA	66:D0:102:ARG:HG2	4.75	0.53
66:D0:30:LYS:HD3	66:D0:33:GLN:HE21	1.72	0.53
70:D4:20:ARG:HD2	70:D4:74:LEU:HD22	2.31	0.53

Continued on next page...

Continued from previous page...

Atom-1	Atom-2	Interatomic distance (Å)	Clash overlap (Å)
66:D0:69:LYS:O	75:D9:44:ARG:NH2	3.95	0.53
1:1:3243:A:H4'	5:L3:95:THR:HG22	1.89	0.53
6:L4:16:THR:HG22	6:L4:18:ASN:N	2.24	0.53
10:L8:190:VAL:HG23	10:L8:192:GLN:HB2	6.70	0.53
12:M0:36:LEU:HD12	12:M0:87:LEU:HB3	3.88	0.53
13:M1:109:HIS:HE1	13:M1:122:ILE:HA	1.72	0.53
16:M5:53:TYR:HD1	16:M5:133:ILE:HD13	1.73	0.53
39:O8:43:PHE:CE2	39:O8:56:ILE:HD13	5.50	0.53
47:S1:61:LEU:HD22	47:S1:62:LYS:H	1.74	0.53
47:S1:97:LEU:HB3	47:S1:232:HIS:CE1	3.37	0.53
48:S2:143:TYR:CD2	48:S2:147:ASN:HA	3.90	0.53
1:1:1029:G:H2'	1:1:1030:A:C8	2.43	0.53
1:1:2261:G:H21	1:1:2262:A:N6	2.06	0.53
1:1:2818:U:C6	1:1:2818:U:H5'	2.42	0.53
1:1:763:G:H2'	1:1:764:U:O4'	2.08	0.53
45:2:156:A:H2'	45:2:157:A:O4'	2.08	0.53
1:5:1661:G:H2'	1:5:1662:G:C8	2.43	0.53
1:5:1822:C:OP2	85:5:4162:LLL:N12	2.41	0.53
1:5:1940:G:H21	1:5:3362:A:H8	1.54	0.53
1:5:541:U:H2'	1:5:542:G:C8	2.43	0.53
45:6:1317:C:H2'	45:6:1318:G:O4'	2.08	0.53
45:6:800:U:H2'	45:6:801:G:C8	2.43	0.53
51:S5:70:VAL:HG11	62:C6:43:ILE:O	2.68	0.53
63:C7:122:ILE:HG22	63:C7:123:ASN:H	1.73	0.53
8:L6:40:LEU:HB2	8:L6:52:VAL:HG12	1.90	0.53
10:L8:47:SER:HA	10:L8:50:VAL:HG23	2.57	0.53
14:M3:43:ALA:O	14:M3:46:ILE:HG22	2.56	0.53
18:M7:36:ILE:HD11	18:M7:48:LEU:HD11	1.89	0.53
21:N0:155:ARG:HD3	21:N0:172:TYR:CG	2.68	0.53
26:N5:137:ASN:HB3	26:N5:142:ILE:HG13	2.83	0.53
28:N7:4:PHE:O	28:N7:5:LEU:HB2	4.62	0.53
28:N7:10:VAL:O	28:N7:83:THR:HG22	2.09	0.53
30:N9:5:LYS:HG2	30:N9:6:ASN:H	3.13	0.53
1:1:1389:G:H5''	33:O2:101:SER:HB3	1.90	0.53
46:S0:10:THR:OG1	46:S0:13:ASP:OD2	2.26	0.53
47:S1:49:ASN:O	47:S1:57:ALA:HB2	2.09	0.53
50:S4:181:VAL:H	50:S4:193:GLY:HA2	1.72	0.53
50:S4:45:ILE:HA	50:S4:61:VAL:HG11	1.95	0.53
54:S8:166:TYR:O	54:S8:183:ILE:HD12	6.49	0.53
1:1:1073:U:H1'	30:N9:50:THR:HB	1.90	0.53
1:1:161:G:N2	1:1:261:U:H1'	2.22	0.53

Continued on next page...

Continued from previous page...

Atom-1	Atom-2	Interatomic distance (Å)	Clash overlap (Å)
1:1:1721:U:OP2	20:M9:124:TYR:OH	2.14	0.53
1:1:265:A:H5''	1:1:266:A:OP2	2.09	0.53
1:1:826:G:O6	85:1:4000:LLL:N32	2.40	0.53
1:1:78:U:OP2	87:1:4169:HOH:O	2.19	0.53
1:1:938:C:O2	1:1:2813:A:O2'	2.25	0.53
45:2:1118:G:H2'	45:2:1119:G:C8	2.44	0.53
45:2:1365:C:H5''	62:C6:28:LEU:HD22	1.89	0.53
45:2:1389:C:H5'	63:C7:49:LYS:HD2	1.89	0.53
85:1:3989:LLL:N33	2:3:90:U:OP1	2.38	0.53
1:5:118:U:C5	1:5:119:U:C4	2.97	0.53
20:M9:9:ARG:NH2	1:5:1602:A:O3'	107.32	0.53
1:5:2344:U:H2'	1:5:2345:A:C8	2.43	0.53
1:5:2535:A:OP2	1:5:2535:A:H8	1.92	0.53
45:6:1208:A:H5''	45:6:1209:C:OP2	2.08	0.53
45:6:1429:G:H2'	45:6:1430:U:C6	2.44	0.53
45:6:1491:U:H1'	45:6:1492:A:O5'	2.08	0.53
45:6:512:A:H2'	45:6:513:U:C6	2.43	0.53
45:6:477:A:C5	45:6:538:A:N6	2.76	0.53
60:C4:123:SER:HB2	45:6:885:G:N2	285.24	0.53
59:C3:17:PRO:HG3	73:D7:28:PRO:HG3	1.91	0.53
59:C3:29:SER:O	59:C3:32:SER:OG	2.24	0.53
62:C6:95:LYS:O	78:SR:59:ARG:NH2	2.41	0.53
64:C8:92:ILE:HG23	64:C8:93:THR:HG23	1.89	0.53
4:L2:3:ARG:HG2	4:L2:4:VAL:H	1.73	0.53
1:1:3002:C:O2'	5:L3:180:GLU:OE2	2.20	0.53
12:M0:208:ASN:HA	12:M0:211:ARG:HB2	1.90	0.53
20:M9:17:VAL:HG12	20:M9:18:GLY:H	1.73	0.53
25:N4:9:SER:OG	25:N4:10:GLY:N	2.40	0.53
37:O6:8:ALA:O	37:O6:13:LYS:HG3	2.08	0.53
52:S6:31:ARG:HG2	52:S6:34:GLN:CG	5.76	0.53
54:S8:138:ASN:OD1	45:6:197:A:N6	275.92	0.53
78:SR:249:ARG:HH12	78:SR:315:VAL:HG21	2.81	0.53
1:1:1525:G:C5	1:1:1829:G:C6	2.96	0.53
1:1:2206:G:H5''	1:1:2207:A:OP2	2.09	0.53
1:1:975:C:H2'	1:1:976:U:C6	2.43	0.53
45:2:12:U:H2'	45:2:13:C:C6	2.43	0.53
1:5:1363:A:H2'	1:5:1364:C:O4'	2.09	0.53
1:5:163:C:H42	1:5:258:G:H1	1.57	0.53
1:5:1786:G:H2'	1:5:1787:A:C8	2.43	0.53
1:5:3237:U:H2'	1:5:3238:G:O4'	2.09	0.53
1:5:353:G:N2	1:5:364:G:H2'	2.24	0.53

Continued on next page...

Continued from previous page...

Atom-1	Atom-2	Interatomic distance (Å)	Clash overlap (Å)
45:6:1657:U:O2'	45:6:1658:G:OP2	2.23	0.53
72:D6:7:SER:HB3	45:6:1796:C:H6	339.43	0.53
45:2:895:G:O2'	60:C4:38:THR:HG22	2.08	0.53
62:C6:114:ARG:NE	62:C6:114:ARG:HA	2.24	0.53
66:D0:51:VAL:HG11	66:D0:94:GLU:H	5.38	0.53
45:2:522:U:OP1	70:D4:37:LYS:HB2	2.09	0.53
72:D6:9:GLY:HA3	72:D6:34:LYS:HE2	3.52	0.53
74:D8:11:LYS:N	74:D8:31:GLU:O	2.42	0.53
4:L2:96:LEU:O	44:Q3:87:ARG:HD3	2.88	0.53
5:L3:286:GLY:HA3	5:L3:321:PHE:CE2	2.48	0.53
7:L5:183:TRP:CZ3	7:L5:185:PHE:HA	7.20	0.53
11:L9:112:ILE:HD11	11:L9:134:ILE:HG12	3.96	0.53
11:L9:70:THR:HB	1:5:3112:G:O2'	329.30	0.53
14:M3:89:TYR:CE1	14:M3:93:ILE:HD11	3.04	0.53
11:L9:47:LYS:H	15:M4:7:VAL:HG11	1.72	0.53
17:M6:182:ASN:O	17:M6:185:ALA:N	3.39	0.53
19:M8:19:PRO:HB3	19:M8:53:PHE:HA	1.89	0.53
21:N0:26:ARG:HH11	22:N1:150:THR:CG2	3.00	0.53
35:O4:5:VAL:HG22	35:O4:6:THR:H	1.99	0.53
36:O5:54:VAL:HG12	36:O5:58:ILE:HD11	2.31	0.53
46:S0:172:LEU:O	46:S0:176:LEU:HG	2.07	0.53
46:S0:179:ARG:HD3	46:S0:183:ARG:CZ	3.36	0.53
47:S1:119:THR:HB	47:S1:143:THR:HG23	2.04	0.53
45:2:1438:G:H4'	49:S3:178:ARG:O	2.09	0.53
53:S7:6:ALA:O	53:S7:9:LEU:HB2	2.08	0.53
1:1:643:U:O2'	1:1:1153:A:N1	2.37	0.53
1:1:1298:C:O2'	41:Q0:113:ARG:HD2	2.09	0.53
1:1:1348:U:OP1	1:1:1348:U:H3'	2.08	0.53
1:1:1559:A:H4'	1:1:1560:G:OP2	2.07	0.53
1:1:3275:U:H3'	1:1:3276:G:C5'	2.39	0.53
45:2:58:U:O2'	45:2:451:A:N3	2.39	0.53
45:2:66:U:H1'	52:S6:160:ARG:HH21	1.74	0.53
45:2:883:C:H2'	45:2:884:A:H8	1.74	0.53
1:5:1235:U:C4'	1:5:1236:G:H5'	2.39	0.53
1:5:1497:C:H2'	1:5:1498:A:C8	2.43	0.53
24:N3:92:PHE:CE1	1:5:3051:U:H1'	245.68	0.53
1:5:3160:U:H2'	1:5:3161:C:C6	2.43	0.53
85:5:4172:LLL:H11	85:5:4172:LLL:N32	2.24	0.53
16:M5:85:THR:HG21	1:5:45:A:P	156.40	0.53
2:7:52:G:OP1	85:7:231:LLL:O52	2.19	0.53
65:C9:7:ARG:NH2	65:C9:67:MET:O	2.42	0.53

Continued on next page...

Continued from previous page...

Atom-1	Atom-2	Interatomic distance (Å)	Clash overlap (Å)
70:D4:50:ALA:O	70:D4:51:GLU:HG2	2.09	0.53
71:D5:60:VAL:HB	71:D5:101:TYR:HB2	4.42	0.53
73:D7:14:SER:O	73:D7:17:ARG:HG2	2.08	0.53
5:L3:146:ARG:HG2	5:L3:147:GLU:N	3.36	0.53
6:L4:100:PHE:CD1	1:5:660:A:H5''	142.29	0.53
6:L4:3:ARG:HH21	6:L4:22:LEU:CD1	7.70	0.53
7:L5:95:TRP:CH2	7:L5:181:PRO:HD3	4.82	0.53
12:M0:66:GLU:OE1	12:M0:69:ARG:NH2	2.41	0.53
18:M7:36:ILE:HG12	18:M7:44:ALA:HB1	1.91	0.53
19:M8:44:PHE:O	19:M8:48:VAL:HG23	2.07	0.53
28:N7:115:LYS:O	28:N7:119:GLU:HG2	4.78	0.53
32:O1:52:ALA:HB2	32:O1:92:TYR:CE2	2.43	0.53
36:O5:22:VAL:O	36:O5:26:LYS:HB2	2.08	0.53
40:O9:27:ILE:HG23	40:O9:30:ARG:NE	2.24	0.53
46:S0:136:ALA:HB1	46:S0:141:ILE:HB	2.13	0.53
47:S1:198:GLU:O	47:S1:202:LYS:HB2	4.53	0.53
51:S5:61:TYR:HE2	51:S5:164:PRO:HG2	2.70	0.53
53:S7:9:LEU:HG	53:S7:10:SER:H	5.06	0.53
54:S8:54:LYS:HG2	54:S8:175:GLN:O	2.08	0.53
1:1:1812:G:O3'	1:1:1817:G:O2'	2.26	0.53
1:1:1856:C:H2'	1:1:1857:C:C6	2.43	0.53
1:1:2736:A:O2'	22:N1:68:THR:HG21	2.07	0.53
1:5:1577:G:H2'	1:5:1578:C:C6	2.43	0.53
1:5:1724:U:H1'	1:5:1725:C:C6	2.43	0.53
20:M9:43:LYS:HE2	1:5:1765:U:H5''	91.50	0.53
1:5:197:G:N2	1:5:372:A:C8	2.77	0.53
1:5:2696:A:H2'	1:5:2697:A:C8	2.44	0.53
22:N1:70:SER:OG	1:5:2737:C:OP1	232.89	0.53
1:5:289:A:H2'	1:5:290:G:C8	2.44	0.53
1:5:3223:A:C5	1:5:3263:G:C6	2.97	0.53
6:L4:334:PHE:HB3	1:5:578:A:H2'	277.13	0.53
45:6:1598:U:OP1	85:6:2170:LLL:H42	2.08	0.53
45:6:597:G:O6	85:6:2173:LLL:N61	2.42	0.53
3:8:70:G:H1	85:8:221:LLL:H312	1.74	0.53
57:C1:110:HIS:HD2	57:C1:138:ASN:HD21	5.60	0.53
62:C6:82:ARG:HH22	62:C6:114:ARG:HB2	2.25	0.53
65:C9:4:VAL:HG11	65:C9:137:ALA:HB2	1.91	0.53
69:D3:29:TYR:O	69:D3:33:LEU:HD12	2.09	0.53
75:D9:6:VAL:O	75:D9:7:TRP:CE3	2.62	0.53
5:L3:283:TYR:HB3	5:L3:356:LEU:HD21	1.90	0.53
7:L5:183:TRP:CH2	7:L5:188:GLU:HA	2.91	0.53

Continued on next page...

Continued from previous page...

Atom-1	Atom-2	Interatomic distance (Å)	Clash overlap (Å)
14:M3:16:LYS:O	14:M3:17:HIS:HB2	4.58	0.53
18:M7:25:SER:HB3	18:M7:28:ASN:HB2	1.90	0.53
19:M8:54:LEU:HD13	19:M8:144:ARG:HH21	2.52	0.53
49:S3:206:VAL:HG22	63:C7:41:ILE:HG13	1.90	0.53
49:S3:44:THR:HG23	49:S3:45:LYS:CD	5.65	0.53
51:S5:87:CYS:SG	51:S5:92:ARG:HG3	3.08	0.53
55:S9:81:VAL:HG22	55:S9:86:LEU:HB3	2.16	0.53
1:1:2108:C:H1'	1:1:3344:A:H8	1.72	0.53
1:1:2871:G:OP2	87:1:4170:HOH:O	2.19	0.53
45:2:1093:A:H4'	85:2:2043:LLL:H12	1.91	0.53
45:2:1288:G:N7	45:2:1314:U:H2'	2.23	0.53
45:2:533:U:H4'	70:D4:33:ALA:HB2	1.90	0.53
45:2:69:G:H1	45:2:82:U:H3	1.56	0.53
45:2:885:G:H21	60:C4:123:SER:HB2	1.73	0.53
45:2:890:C:H2'	45:2:891:A:C8	2.43	0.53
1:5:123:A:C6	1:5:150:A:C5	2.96	0.53
1:5:1735:G:N7	85:5:4163:LLL:N32	2.56	0.53
1:5:2801:A:O2'	1:5:2802:A:H2'	2.08	0.53
1:5:926:A:OP1	85:5:4158:LLL:N12	2.42	0.53
76:E0:10:ARG:HD2	45:6:566:C:O2'	366.65	0.53
62:C6:38:LEU:C	62:C6:40:GLU:H	2.11	0.53
65:C9:38:LYS:HD3	65:C9:43:ASN:O	2.09	0.53
67:D1:17:CYS:SG	67:D1:18:SER:N	3.70	0.53
72:D6:2:PRO:HG3	45:6:1143:A:OP2	350.72	0.53
75:D9:4:GLU:HB2	75:D9:7:TRP:CZ2	2.44	0.53
5:L3:113:GLU:HB3	5:L3:176:ALA:HB2	1.91	0.53
5:L3:37:ARG:HG3	5:L3:187:SER:H	1.73	0.53
7:L5:206:GLN:O	7:L5:210:GLU:HG3	2.36	0.53
10:L8:186:LEU:HD12	10:L8:196:ALA:O	3.56	0.53
20:M9:86:GLU:OE2	20:M9:91:SER:N	2.38	0.53
34:O3:51:TYR:HB2	34:O3:98:VAL:HG23	2.38	0.53
42:Q1:2:ARG:HB3	42:Q1:5:TRP:CD1	2.73	0.53
46:S0:198:MET:SD	63:C7:88:VAL:HG11	2.48	0.53
49:S3:167:PHE:CE1	49:S3:192:PRO:HB3	2.88	0.53
51:S5:58:LEU:HD11	51:S5:167:ARG:NH1	4.50	0.53
51:S5:51:VAL:O	51:S5:65:ARG:NH1	4.58	0.53
52:S6:200:ALA:HA	52:S6:203:GLU:HG3	3.83	0.53
54:S8:61:GLU:HG2	54:S8:62:THR:HG23	2.66	0.53
55:S9:34:PHE:CD1	55:S9:111:THR:HG21	2.44	0.53
78:SR:161:ALA:HB3	78:SR:164:ASP:HB3	1.91	0.53
1:1:1133:A:OP1	87:1:4171:HOH:O	2.19	0.53

Continued on next page...

Continued from previous page...

Atom-1	Atom-2	Interatomic distance (Å)	Clash overlap (Å)
1:1:1170:A:H2'	1:1:1171:G:O4'	2.09	0.53
1:1:1709:C:H2'	1:1:1710:C:C6	2.44	0.53
1:1:1949:G:OP1	20:M9:104:ARG:NH1	2.42	0.53
1:1:3317:U:H4'	1:1:3318:G:O5'	2.09	0.53
45:2:1170:G:C6	45:2:1574:G:C5	2.97	0.53
45:2:629:U:OP2	45:2:969:C:N4	2.39	0.53
1:5:1110:U:H2'	1:5:1111:U:C6	2.44	0.53
1:5:3099:C:O2'	1:5:3100:U:H5'	2.08	0.53
1:5:3357:U:O2'	1:5:3358:U:OP1	2.24	0.53
1:5:3383:G:H2'	1:5:3384:U:C6	2.44	0.53
33:O2:47:ARG:NH1	1:5:634:C:O3'	218.32	0.53
45:6:821:U:H2'	45:6:822:U:O4'	2.09	0.53
45:6:86:A:H2'	45:6:87:C:H6	1.73	0.53
3:8:138:A:OP1	85:8:222:LLL:N12	2.42	0.53
3:8:62:C:H4'	3:8:63:G:O5'	2.09	0.53
45:2:887:A:C1'	60:C4:122:PRO:HB3	2.39	0.53
45:2:1464:G:O3'	62:C6:141:SER:HB3	2.09	0.53
68:D2:31:SER:O	68:D2:35:ILE:HG12	2.09	0.53
69:D3:6:PRO:HG3	69:D3:14:LYS:HG2	1.90	0.53
70:D4:121:THR:HG22	70:D4:123:LYS:HG3	5.78	0.53
4:L2:132:ASN:N	4:L2:132:ASN:HD22	2.07	0.53
5:L3:114:VAL:O	5:L3:117:ARG:HB3	2.39	0.53
6:L4:295:ILE:O	6:L4:299:ILE:HG12	3.47	0.53
8:L6:55:LEU:HD11	8:L6:66:SER:HB2	4.15	0.53
15:M4:17:VAL:HG12	15:M4:72:LEU:HB3	2.91	0.53
1:1:149:U:H5'	16:M5:55:ALA:HB3	1.90	0.53
25:N4:47:ARG:HH11	25:N4:58:HIS:HB2	2.44	0.53
27:N6:45:ILE:HD12	27:N6:119:ILE:HG23	1.91	0.53
28:N7:54:THR:HG22	28:N7:57:HIS:CE1	2.73	0.53
28:N7:41:ALA:HB2	28:N7:77:TYR:HE2	6.16	0.53
31:O0:17:VAL:HG22	31:O0:100:ILE:HG12	1.90	0.53
32:O1:44:MET:HE3	32:O1:77:ARG:HB2	2.96	0.53
14:M3:50:PRO:HB3	36:O5:118:ILE:CD1	2.38	0.53
36:O5:40:SER:O	36:O5:42:PRO:HD3	3.35	0.53
48:S2:157:LYS:HG2	48:S2:170:ILE:HG23	1.91	0.53
78:SR:293:ALA:HB3	78:SR:302:PHE:HB2	1.91	0.53
1:1:1562:C:O2'	1:1:1563:C:O5'	2.26	0.53
1:1:2093:A:H3'	1:1:2093:A:N3	2.23	0.53
1:1:33:G:O2'	1:1:51:A:N6	2.38	0.53
45:2:1363:U:H3'	45:2:1364:G:H8	1.73	0.53
45:2:1671:A:H2'	45:2:1672:G:O4'	2.09	0.53

Continued on next page...

Continued from previous page...

Atom-1	Atom-2	Interatomic distance (Å)	Clash overlap (Å)
45:2:1796:C:H6	72:D6:7:SER:HB3	1.74	0.53
1:5:1498:A:H2'	1:5:1499:C:C6	2.43	0.53
1:5:1760:A:H3'	1:5:1761:C:H6	1.73	0.53
5:L3:266:ARG:NH2	1:5:2392:C:O2'	209.40	0.53
1:5:3198:U:H4'	1:5:3199:G:OP2	2.09	0.53
1:5:348:A:N3	1:5:352:A:O2'	2.42	0.53
1:5:528:U:H2'	1:5:529:A:C8	2.43	0.53
45:6:1362:U:O2'	45:6:1363:U:H5''	2.09	0.53
57:C1:136:ARG:NE	45:6:304:U:OP1	309.51	0.53
61:C5:24:LYS:O	61:C5:28:MET:HG3	3.99	0.53
62:C6:11:GLY:HA3	62:C6:80:ALA:O	2.09	0.53
63:C7:32:LYS:HG3	63:C7:47:ARG:HD3	2.23	0.53
46:S0:7:PHE:CZ	67:D1:43:GLY:HA2	4.10	0.53
67:D1:41:GLU:OE2	67:D1:44:ARG:NH2	10.44	0.53
68:D2:103:ILE:HD11	68:D2:126:LEU:HD12	4.07	0.53
69:D3:17:VAL:HG22	69:D3:20:ARG:HH22	2.75	0.53
69:D3:48:HIS:HB3	69:D3:103:LEU:HD21	1.96	0.53
71:D5:83:LEU:HB3	71:D5:89:ILE:HG12	1.91	0.53
74:D8:42:ARG:NH2	74:D8:58:GLU:O	4.46	0.53
6:L4:311:HIS:ND1	6:L4:311:HIS:O	2.42	0.53
12:M0:48:LEU:HA	12:M0:178:ARG:HH12	1.74	0.53
13:M1:21:ILE:HG21	13:M1:33:ALA:HB1	2.13	0.53
28:N7:87:LEU:HD12	28:N7:88:ASP:H	2.02	0.53
48:S2:139:ILE:HG13	48:S2:218:ILE:HB	3.39	0.53
50:S4:206:ASP:HB2	50:S4:222:LEU:HD12	1.91	0.53
78:SR:195:HIS:CD2	78:SR:195:HIS:H	3.61	0.53
1:1:22:G:OP2	87:1:4172:HOH:O	2.19	0.52
1:1:2426:U:H2'	1:1:2427:U:C6	2.44	0.52
1:1:2582:C:OP1	85:1:4002:LLL:N32	2.42	0.52
45:2:1291:G:H8	45:2:1291:G:O5'	1.92	0.52
45:2:1738:U:H2'	45:2:1739:C:C6	2.44	0.52
1:5:1741:A:H2'	1:5:1742:U:O4'	2.09	0.52
1:5:2144:A:H1'	1:5:2281:A:N6	2.24	0.52
1:5:3129:A:OP2	85:5:4170:LLL:H312	2.09	0.52
1:5:999:G:C6	1:5:1000:C:N4	2.76	0.52
45:6:1491:U:O2'	45:6:1492:A:OP2	2.24	0.52
45:6:400:A:H4'	45:6:401:A:H5''	1.89	0.52
45:6:531:C:C2'	45:6:532:U:H5'	2.39	0.52
45:6:694:U:H3'	45:6:695:U:O2	2.09	0.52
2:7:47:C:H2'	2:7:48:U:C6	2.44	0.52
56:C0:46:LEU:O	56:C0:50:THR:HG23	2.09	0.52

Continued on next page...

Continued from previous page...

Atom-1	Atom-2	Interatomic distance (Å)	Clash overlap (Å)
46:S0:185:ARG:HG3	67:D1:47:PRO:HD3	1.90	0.52
68:D2:94:LEU:HD11	68:D2:102:VAL:HG23	1.90	0.52
69:D3:63:GLN:HA	69:D3:65:ASN:H	1.76	0.52
77:E1:146:SER:CB	45:6:1235:C:H5'	432.89	0.52
4:L2:52:SER:HB3	4:L2:191:LEU:HD12	5.96	0.52
10:L8:202:GLU:O	10:L8:203:VAL:HG12	5.29	0.52
11:L9:10:ILE:HD13	11:L9:75:VAL:HG11	1.97	0.52
24:N3:81:GLN:NE2	24:N3:83:LYS:O	2.85	0.52
46:S0:110:TYR:CE1	46:S0:111:ILE:HG13	5.49	0.52
49:S3:135:GLU:HB2	49:S3:157:LEU:HD11	3.42	0.52
45:2:66:U:C5	52:S6:173:PRO:HG3	2.43	0.52
1:1:2525:G:OP2	4:L2:37:ARG:NH1	2.34	0.52
45:2:1165:G:H2'	45:2:1166:A:C8	2.43	0.52
45:2:1293:U:H2'	45:2:1294:G:C8	2.44	0.52
45:2:1371:A:OP1	45:2:1371:A:H2'	2.09	0.52
1:1:2256:A:C2	45:2:1756:A:C8	2.98	0.52
45:2:289:U:H2'	45:2:290:G:O4'	2.09	0.52
17:M6:159:LYS:NZ	1:5:3243:A:OP1	267.65	0.52
1:5:901:G:H2'	1:5:902:G:H8	1.74	0.52
1:5:94:G:H2'	1:5:95:A:C8	2.44	0.52
45:6:1342:C:H2'	45:6:1343:U:C6	2.43	0.52
64:C8:135:GLY:HA3	45:6:1559:A:H5''	365.49	0.52
54:S8:31:ARG:NH2	45:6:333:A:OP1	297.12	0.52
57:C1:57:LYS:O	57:C1:138:ASN:ND2	2.62	0.52
64:C8:28:ILE:HD12	64:C8:29:VAL:H	5.83	0.52
65:C9:21:PHE:HA	65:C9:24:ARG:HD3	1.91	0.52
71:D5:64:VAL:HA	71:D5:67:ASP:HB2	1.91	0.52
74:D8:36:THR:OG1	74:D8:37:SER:N	2.42	0.52
6:L4:58:HIS:HD1	6:L4:90:PHE:HD1	1.57	0.52
1:1:99:A:H5'	16:M5:194:GLN:OE1	2.09	0.52
19:M8:96:PHE:CD2	19:M8:97:PRO:HD2	2.43	0.52
28:N7:4:PHE:HB2	28:N7:9:LYS:HZ1	3.34	0.52
10:L8:172:LYS:HD3	37:O6:43:LEU:HD23	1.91	0.52
46:S0:71:GLU:HA	46:S0:94:GLY:C	2.30	0.52
48:S2:161:LYS:HB2	48:S2:166:THR:HG22	2.20	0.52
48:S2:43:ARG:HD3	48:S2:247:ALA:O	6.28	0.52
45:2:399:A:H4'	50:S4:3:ARG:HG2	1.90	0.52
55:S9:53:ARG:NH2	55:S9:97:LEU:O	2.42	0.52
1:1:2186:U:OP2	4:L2:200:ARG:NH2	2.41	0.52
1:1:2631:U:H2'	1:1:2632:G:C8	2.44	0.52
1:1:3322:A:H2'	1:1:3323:A:C8	2.45	0.52

Continued on next page...

Continued from previous page...

Atom-1	Atom-2	Interatomic distance (Å)	Clash overlap (Å)
1:1:669:U:H1'	1:1:1110:U:H4'	1.90	0.52
45:2:1315:U:OP1	45:2:1328:G:N2	2.30	0.52
45:2:1466:G:O2'	45:2:1602:C:OP1	2.27	0.52
45:2:575:C:OP1	79:SM:104:LYS:N	2.36	0.52
45:2:698:U:H1'	53:S7:107:ARG:HH11	1.74	0.52
45:2:793:A:H5''	45:2:794:U:O5'	2.09	0.52
45:2:844:A:H2'	45:2:845:G:H8	1.74	0.52
33:O2:46:PHE:CE1	1:5:1145:G:H5'	211.10	0.52
1:5:1660:C:H2'	1:5:1661:G:H8	1.74	0.52
1:5:2663:G:H2'	1:5:2664:C:O4'	2.08	0.52
1:5:2689:A:H2'	1:5:2689:A:N3	2.23	0.52
1:5:2809:C:N3	1:5:2810:C:H1'	2.24	0.52
1:5:796:U:H2'	1:5:797:U:H6	1.73	0.52
45:6:165:G:H2'	45:6:166:C:H5''	1.91	0.52
3:8:109:A:OP2	87:8:303:HOH:O	2.19	0.52
57:C1:109:VAL:HG11	57:C1:125:VAL:HG11	3.73	0.52
59:C3:120:SER:O	59:C3:124:ARG:HG3	2.10	0.52
63:C7:19:ARG:HG3	63:C7:20:TYR:CD1	2.44	0.52
66:D0:68:ARG:NH1	66:D0:77:LYS:HG3	4.52	0.52
72:D6:20:PRO:HA	72:D6:31:PRO:HA	1.92	0.52
4:L2:18:SER:OG	4:L2:23:ARG:NH2	3.88	0.52
9:L7:83:LEU:HD22	9:L7:84:VAL:H	2.16	0.52
12:M0:51:HIS:ND1	12:M0:137:SER:OG	2.98	0.52
13:M1:49:LYS:HB3	13:M1:62:ASN:HA	1.92	0.52
14:M3:119:TYR:HD1	14:M3:145:PHE:CE2	2.27	0.52
28:N7:100:THR:HG21	28:N7:110:ALA:HB2	2.14	0.52
29:N8:133:LEU:HD11	29:N8:137:LYS:HE2	1.91	0.52
33:O2:111:ARG:NH2	33:O2:115:LEU:HD21	2.25	0.52
38:O7:25:ARG:HG3	40:O9:51:ILE:HG21	1.91	0.52
43:Q2:8:ARG:O	43:Q2:23:HIS:N	2.42	0.52
47:S1:90:GLU:HG2	47:S1:223:PHE:HZ	1.74	0.52
49:S3:79:TYR:HD1	49:S3:84:ILE:HB	1.74	0.52
51:S5:189:THR:OG1	51:S5:192:GLU:OE1	2.28	0.52
53:S7:154:LEU:O	53:S7:186:PRO:HD3	2.10	0.52
53:S7:31:SER:HB3	53:S7:32:PRO:CD	2.39	0.52
55:S9:173:ALA:N	45:6:512:A:OP2	457.54	0.52
55:S9:36:LEU:HD13	55:S9:42:ILE:HG12	2.80	0.52
78:SR:23:LEU:HB2	78:SR:293:ALA:HB2	1.91	0.52
1:1:2655:U:H4'	1:1:2656:A:O4'	2.09	0.52
1:1:2933:A:C2	1:1:3014:U:H4'	2.44	0.52
1:1:620:U:H2'	1:1:621:A:H4'	1.90	0.52

Continued on next page...

Continued from previous page...

Atom-1	Atom-2	Interatomic distance (Å)	Clash overlap (Å)
45:2:1221:A:H2'	45:2:1222:C:C6	2.44	0.52
45:2:1383:G:OP1	66:D0:89:ARG:NH1	2.31	0.52
45:2:1484:G:N2	45:2:1606:C:O2	2.40	0.52
45:2:514:G:O2'	45:2:515:A:H5'	2.08	0.52
1:5:126:U:H2'	1:5:127:G:O4'	2.10	0.52
1:5:2947:G:H4'	1:5:2947:G:OP2	2.09	0.52
1:5:606:C:O2'	1:5:607:A:N3	2.40	0.52
1:5:985:U:H2'	1:5:986:U:H6	1.74	0.52
45:6:1492:A:C8	45:6:1493:A:C4	2.98	0.52
45:6:1707:A:H2'	45:6:1708:U:C6	2.44	0.52
61:C5:121:ILE:HG23	61:C5:123:TYR:CD1	2.45	0.52
65:C9:33:TYR:OH	65:C9:99:SER:HB3	3.62	0.52
66:D0:53:LYS:HG3	66:D0:92:ASP:HB2	1.91	0.52
68:D2:11:LEU:HD11	68:D2:37:PHE:HE2	2.93	0.52
45:2:1796:C:C6	72:D6:7:SER:HB3	2.44	0.52
69:D3:68:ILE:HD12	76:E0:10:ARG:HH22	1.74	0.52
4:L2:65:ASP:HB3	4:L2:68:LYS:O	2.10	0.52
6:L4:207:VAL:O	6:L4:227:THR:HA	2.58	0.52
6:L4:3:ARG:HD3	6:L4:22:LEU:O	2.10	0.52
7:L5:200:PHE:HB3	7:L5:237:GLU:HG2	3.53	0.52
14:M3:89:TYR:CZ	14:M3:93:ILE:HD11	2.44	0.52
16:M5:35:VAL:HG23	1:5:1543:G:OP1	139.52	0.52
16:M5:45:PRO:O	16:M5:49:ARG:HB2	4.19	0.52
19:M8:177:GLY:O	19:M8:186:VAL:N	2.39	0.52
3:4:85:G:O6	27:N6:112:ASP:HB3	2.10	0.52
27:N6:3:LYS:HE2	27:N6:8:VAL:O	2.10	0.52
1:1:1114:U:H5''	29:N8:22:ILE:HD12	1.90	0.52
32:O1:20:LEU:HD11	32:O1:32:ALA:HB2	1.91	0.52
26:N5:46:TYR:HD2	36:O5:75:TYR:HB3	1.75	0.52
37:O6:34:SER:OG	37:O6:34:SER:O	2.40	0.52
44:Q3:56:THR:HA	44:Q3:63:THR:HA	2.12	0.52
45:2:1045:C:OP1	47:S1:153:HIS:NE2	2.42	0.52
47:S1:35:PRO:HB3	47:S1:231:LEU:HD11	3.64	0.52
49:S3:51:ARG:HH21	49:S3:91:VAL:HG13	1.73	0.52
51:S5:20:PHE:CE1	51:S5:35:GLN:HA	2.44	0.52
1:1:1146:C:H4'	1:1:1331:U:C4	2.45	0.52
45:2:301:A:H2'	45:2:302:U:O4'	2.09	0.52
1:5:2412:G:H2'	1:5:2413:A:H8	1.75	0.52
1:5:787:G:H2'	1:5:788:C:H6	1.75	0.52
45:6:145:A:O2'	45:6:146:U:OP1	2.24	0.52
45:6:1483:A:H2'	45:6:1484:G:C8	2.45	0.52

Continued on next page...

Continued from previous page...

Atom-1	Atom-2	Interatomic distance (Å)	Clash overlap (Å)
45:2:1579:U:H5''	62:C6:142:TYR:HE2	1.74	0.52
72:D6:22:ARG:HG3	72:D6:22:ARG:NH1	2.72	0.52
6:L4:264:SER:O	6:L4:266:THR:N	2.43	0.52
7:L5:21:ARG:O	7:L5:25:GLU:HG2	4.06	0.52
9:L7:84:VAL:HG21	9:L7:136:TYR:CD2	2.44	0.52
10:L8:134:TYR:CG	10:L8:190:VAL:HG21	2.44	0.52
14:M3:4:SER:OG	14:M3:5:LYS:HG2	3.96	0.52
22:N1:101:CYS:SG	22:N1:102:ARG:N	3.08	0.52
28:N7:4:PHE:CZ	31:O0:35:ARG:HA	2.45	0.52
28:N7:84:ARG:HA	31:O0:62:LEU:HD21	1.91	0.52
41:Q0:115:CYS:SG	41:Q0:118:THR:HG22	2.49	0.52
42:Q1:14:LYS:HG3	45:2:1116:A:OP1	2.09	0.52
46:S0:22:THR:HA	46:S0:163:ASN:HB2	3.29	0.52
48:S2:71:THR:O	48:S2:74:PRO:HD3	2.92	0.52
50:S4:22:LYS:HG3	50:S4:23:LEU:HD13	5.95	0.52
51:S5:43:PHE:HE2	51:S5:130:ILE:HD13	1.75	0.52
78:SR:255:ALA:HB2	78:SR:292:LEU:HD21	2.83	0.52
1:1:3037:U:H2'	1:1:3038:U:H6	1.74	0.52
1:1:3159:C:H2'	1:1:3160:U:C6	2.45	0.52
1:1:3166:C:H2'	1:1:3167:A:C8	2.44	0.52
1:1:398:A:H5''	18:M7:3:ARG:HD2	1.92	0.52
45:2:1525:A:H2'	45:2:1526:A:C8	2.44	0.52
45:2:354:C:H5''	54:S8:16:ALA:HB2	1.91	0.52
3:4:65:A:OP2	85:4:224:LLL:N12	2.42	0.52
1:5:251:G:N2	1:5:253:A:N1	2.57	0.52
1:5:2997:G:H1'	1:5:3396:U:H5'	1.91	0.52
1:5:852:U:H2'	1:5:853:G:C8	2.44	0.52
1:5:90:C:C2'	1:5:91:G:H5'	2.39	0.52
45:6:1648:A:H2'	45:6:1649:G:C8	2.45	0.52
45:6:223:U:H2'	45:6:224:C:C6	2.44	0.52
45:6:653:C:H42	45:6:677:G:H1	1.57	0.52
45:6:789:A:H3'	45:6:790:U:H6	1.74	0.52
56:C0:29:GLN:HG3	56:C0:29:GLN:O	4.12	0.52
65:C9:111:ILE:HB	65:C9:113:ILE:HG12	4.35	0.52
65:C9:28:LEU:O	65:C9:29:GLU:HB3	3.35	0.52
76:E0:43:ARG:NH1	76:E0:56:MET:SD	2.83	0.52
45:2:1253:U:H4'	77:E1:143:LYS:N	2.25	0.52
13:M1:143:ARG:HG2	13:M1:144:CYS:SG	2.49	0.52
2:3:39:C:N3	13:M1:70:THR:HG23	2.25	0.52
14:M3:79:GLU:HG2	14:M3:109:PHE:CD2	3.62	0.52
24:N3:54:LEU:HD23	24:N3:121:GLU:HB2	4.30	0.52

Continued on next page...

Continued from previous page...

Atom-1	Atom-2	Interatomic distance (Å)	Clash overlap (Å)
25:N4:47:ARG:HD3	25:N4:58:HIS:CD2	4.30	0.52
32:O1:81:GLU:O	32:O1:82:GLU:HG2	5.78	0.52
34:O3:73:ARG:HD3	34:O3:82:ARG:HD2	1.91	0.52
36:O5:89:ARG:HD2	3:8:38:U:O4	68.11	0.52
43:Q2:3:ASN:HA	43:Q2:92:GLU:O	2.09	0.52
51:S5:117:THR:HG22	51:S5:121:ILE:HD11	1.92	0.52
45:2:1:U:C5	55:S9:54:ARG:HG3	2.44	0.52
1:1:371:G:N2	1:1:373:A:H3'	2.24	0.52
45:6:1092:A:H5'	85:6:2169:LLL:H23	1.90	0.52
45:6:1736:G:N7	85:6:2171:LLL:N12	2.57	0.52
85:6:2168:LLL:H21	85:6:2168:LLL:O52	2.10	0.52
61:C5:122:THR:HG21	45:6:1455:G:OP1	369.10	0.52
66:D0:28:SER:HB2	66:D0:112:VAL:HA	1.91	0.52
69:D3:130:VAL:O	69:D3:131:SER:HB3	2.41	0.52
69:D3:92:CYS:HA	69:D3:95:PHE:CD2	2.45	0.52
49:S3:12:VAL:HG21	75:D9:34:TYR:HB3	2.25	0.52
4:L2:182:ALA:HB1	4:L2:196:TRP:HH2	1.75	0.52
6:L4:144:LYS:O	6:L4:145:ILE:HG12	4.50	0.52
10:L8:153:ILE:HG23	10:L8:197:VAL:HG12	5.30	0.52
11:L9:109:ALA:HB1	11:L9:111:PHE:CZ	2.45	0.52
12:M0:72:ALA:O	12:M0:76:MET:HG2	4.54	0.52
14:M3:105:ASN:HB3	14:M3:108:ILE:HB	1.92	0.52
15:M4:36:VAL:HG11	15:M4:55:ARG:NH2	2.25	0.52
16:M5:185:ALA:HB3	16:M5:190:THR:HG23	1.91	0.52
16:M5:190:THR:O	16:M5:194:GLN:HG2	2.10	0.52
18:M7:27:LYS:HD3	18:M7:63:PHE:HB3	2.09	0.52
27:N6:120:GLN:HE22	27:N6:126:LEU:HD23	4.14	0.52
4:L2:112:ILE:HD11	44:Q3:79:VAL:HG13	4.43	0.52
54:S8:106:ALA:O	54:S8:110:ARG:N	2.42	0.52
1:1:1137:C:H2'	1:1:1138:U:O4'	2.10	0.52
1:1:2663:G:C5'	7:L5:152:ARG:HD3	2.40	0.52
1:1:770:G:OP1	14:M3:171:ARG:HD3	2.10	0.52
1:1:810:A:H2'	1:1:811:U:H6	1.75	0.52
45:2:1583:A:N1	45:2:1611:A:H5''	2.25	0.52
45:2:1727:G:H2'	45:2:1728:A:C8	2.45	0.52
45:2:2:A:H5'	45:2:370:A:H5'	1.91	0.52
45:2:736:C:H42	45:2:737:A:N6	2.08	0.52
45:2:900:A:H4'	45:2:916:U:H1'	1.92	0.52
3:4:49:G:H4'	36:O5:35:LYS:HE3	1.92	0.52
1:5:1811:G:H2'	1:5:1812:G:O4'	2.10	0.52
1:5:2662:G:H2'	1:5:2663:G:H8	1.74	0.52

Continued on next page...

Continued from previous page...

Atom-1	Atom-2	Interatomic distance (Å)	Clash overlap (Å)
1:5:3195:U:O2	1:5:3195:U:H2'	2.10	0.52
1:5:980:A:H2'	1:5:981:U:O4'	2.09	0.52
45:6:1492:A:H1'	45:6:1493:A:H5'	1.91	0.52
63:C7:33:ARG:HH12	78:SR:66:HIS:HE2	1.56	0.52
64:C8:86:LEU:HG	64:C8:99:HIS:HB2	2.87	0.52
68:D2:23:ARG:HH12	68:D2:66:ASN:HA	3.37	0.52
57:C1:99:ARG:HD3	69:D3:8:GLY:O	4.08	0.52
72:D6:11:ASN:O	72:D6:33:ASP:HB2	2.56	0.52
75:D9:4:GLU:N	75:D9:7:TRP:NE1	6.11	0.52
77:E1:84:VAL:HG22	77:E1:85:TYR:CE1	8.23	0.52
4:L2:172:GLY:O	1:5:2179:C:N3	224.02	0.52
5:L3:16:PHE:CD1	1:5:3045:G:H4'	240.24	0.52
7:L5:195:LEU:O	7:L5:199:ILE:HG13	2.25	0.52
8:L6:68:PRO:HG2	8:L6:71:VAL:HG23	3.15	0.52
10:L8:237:ILE:HG22	10:L8:238:LEU:O	2.10	0.52
1:1:269:G:H5''	16:M5:14:LYS:HE2	1.91	0.52
16:M5:35:VAL:HG13	16:M5:65:ARG:HB2	1.91	0.52
18:M7:60:PHE:CE2	18:M7:82:ARG:HB2	2.44	0.52
9:L7:110:ARG:CZ	19:M8:3:ILE:HD12	5.13	0.52
29:N8:75:LEU:HB3	29:N8:118:ILE:HG23	1.92	0.52
31:O0:13:LYS:O	31:O0:17:VAL:HG23	2.09	0.52
34:O3:8:TYR:HB3	34:O3:101:PHE:CD1	2.66	0.52
35:O4:7:PHE:CE1	35:O4:20:ILE:HG13	2.86	0.52
1:1:264:G:H5''	37:O6:36:ARG:CZ	2.39	0.52
1:1:1191:U:H3'	41:Q0:113:ARG:NH2	2.24	0.52
4:L2:108:PRO:HG2	44:Q3:86:LEU:HD13	1.98	0.52
46:S0:179:ARG:O	46:S0:183:ARG:HG3	2.10	0.52
46:S0:52:LYS:NZ	67:D1:82:VAL:O	3.38	0.52
47:S1:172:LEU:O	47:S1:176:VAL:HG23	2.10	0.52
51:S5:57:SER:HB3	74:D8:53:ILE:HB	1.91	0.52
52:S6:48:TYR:OH	52:S6:119:GLN:O	2.73	0.52
1:1:953:G:H1'	1:1:1115:G:H5''	1.91	0.52
1:1:1758:G:H2'	1:1:1759:C:O4'	2.10	0.52
45:2:1451:C:H2'	45:2:1452:U:C6	2.45	0.52
45:2:1606:C:H2'	45:2:1607:G:C8	2.45	0.52
45:2:72:A:H4'	45:2:72:A:OP1	2.09	0.52
1:5:1445:U:H5''	1:5:1446:A:OP2	2.10	0.52
1:5:1510:G:OP2	87:5:4276:HOH:O	2.19	0.52
1:5:1856:C:H2'	1:5:1857:C:C6	2.45	0.52
1:5:2534:G:N2	1:5:2546:C:O2	2.42	0.52
1:5:3287:U:C2'	1:5:3288:G:H5'	2.40	0.52

Continued on next page...

Continued from previous page...

Atom-1	Atom-2	Interatomic distance (Å)	Clash overlap (Å)
45:6:151:G:N2	45:6:163:G:N2	2.57	0.52
54:S8:142:LYS:NZ	45:6:187:G:N7	275.23	0.52
45:6:844:A:H2'	45:6:845:G:C8	2.45	0.52
13:M1:88:GLU:HB3	61:C5:10:ARG:HA	11.45	0.52
63:C7:84:TYR:CG	63:C7:84:TYR:O	2.63	0.52
71:D5:44:GLN:HA	71:D5:47:TYR:HB3	2.67	0.52
71:D5:49:ARG:NH2	71:D5:53:GLU:OE1	6.06	0.52
73:D7:32:PHE:CE1	73:D7:47:PHE:HB2	3.02	0.52
74:D8:19:THR:HG23	74:D8:27:GLN:HE21	1.73	0.52
9:L7:151:ARG:NH1	9:L7:244:ASN:HA	2.25	0.52
12:M0:140:THR:OG1	12:M0:144:ASN:HB3	2.10	0.52
16:M5:15:GLN:O	16:M5:20:ARG:HD2	2.10	0.52
16:M5:28:TRP:O	16:M5:32:GLN:HG2	2.09	0.52
17:M6:39:GLU:HG2	17:M6:40:GLU:N	2.24	0.52
21:N0:42:TRP:O	21:N0:46:GLN:HG3	2.10	0.52
25:N4:30:ARG:NH2	87:N4:301:HOH:O	2.34	0.52
26:N5:115:ARG:NH1	26:N5:119:THR:OG1	3.03	0.52
1:1:1580:A:N6	26:N5:33:ARG:HG2	2.25	0.52
34:O3:71:VAL:HG13	34:O3:81:VAL:HG13	2.50	0.52
47:S1:162:ARG:NH1	85:6:2167:LLL:H23	303.00	0.52
45:2:1625:C:OP1	48:S2:91:ARG:NH2	2.42	0.52
50:S4:62:LYS:HG3	50:S4:66:MET:HG2	1.92	0.52
51:S5:202:ALA:O	51:S5:203:LYS:HE2	3.72	0.52
53:S7:170:GLN:HA	53:S7:181:ILE:HG22	1.90	0.52
1:1:1064:A:H5'	1:1:1066:G:O4'	2.09	0.52
1:1:156:G:O2'	1:1:157:A:H4'	2.09	0.52
1:1:236:G:H2'	1:1:237:G:O4'	2.11	0.52
1:1:3058:U:OP1	32:O1:28:ARG:NH2	2.42	0.52
1:1:576:C:OP1	9:L7:241:LYS:NZ	2.32	0.52
1:1:829:U:H3	1:1:895:A:N6	2.04	0.52
1:5:2256:A:O2'	1:5:2257:C:OP2	2.27	0.52
1:5:2533:G:H2'	1:5:2534:G:C8	2.45	0.52
65:C9:122:ARG:NH2	45:6:1500:C:OP1	419.59	0.52
45:6:542:A:O2'	45:6:543:C:O5'	2.26	0.52
56:C0:14:TYR:CD1	56:C0:35:ILE:HG12	2.45	0.52
57:C1:40:LEU:HD13	45:6:246:G:N3	329.79	0.52
58:C2:97:LEU:HD11	58:C2:121:VAL:HG22	1.91	0.52
58:C2:123:VAL:HG11	58:C2:126:TRP:HB3	2.33	0.52
5:L3:140:ASP:OD2	5:L3:141:GLY:N	3.04	0.52
7:L5:160:PHE:CD2	7:L5:179:ARG:HB3	2.58	0.52
8:L6:96:VAL:HG12	8:L6:98:VAL:HG23	1.92	0.52

Continued on next page...

Continued from previous page...

Atom-1	Atom-2	Interatomic distance (Å)	Clash overlap (Å)
11:L9:111:PHE:HD1	11:L9:127:PRO:HA	1.74	0.52
14:M3:2:ALA:HB2	29:N8:31:GLY:O	2.10	0.52
16:M5:35:VAL:O	16:M5:64:VAL:HA	2.18	0.52
17:M6:18:ARG:NH2	1:5:1318:A:OP1	277.31	0.52
18:M7:141:SER:O	18:M7:143:PRO:HD3	2.50	0.52
18:M7:23:ARG:NH2	1:5:1505:C:OP1	128.27	0.52
22:N1:54:HIS:CD2	22:N1:56:PHE:H	2.28	0.52
26:N5:56:ARG:O	26:N5:61:LYS:HD2	2.09	0.52
28:N7:108:GLU:O	28:N7:112:LYS:HG3	2.10	0.52
28:N7:83:THR:HG23	28:N7:85:TYR:N	2.25	0.52
47:S1:46:THR:HG22	47:S1:47:LEU:H	1.75	0.52
50:S4:85:GLY:O	50:S4:101:LEU:HB2	2.46	0.52
50:S4:158:ASP:HB3	50:S4:173:ILE:O	2.82	0.52
50:S4:191:ARG:HH11	50:S4:245:LYS:HD3	1.75	0.52
54:S8:36:THR:OG1	54:S8:96:LEU:HB2	2.10	0.52
78:SR:17:ASN:O	78:SR:308:ASN:ND2	2.43	0.52
1:1:2314:U:O2'	1:1:2315:G:OP1	2.25	0.51
1:1:2737:C:H4'	22:N1:68:THR:OG1	2.10	0.51
1:1:372:A:H2'	1:1:373:A:H8	1.75	0.51
1:1:609:G:OP2	6:L4:315:LYS:HE3	2.10	0.51
45:2:1428:G:H5'	45:2:1428:G:H8	1.75	0.51
45:2:1202:A:N6	45:2:1457:C:H5''	2.25	0.51
45:2:393:C:H2'	45:2:394:C:C6	2.45	0.51
1:5:1259:A:C6	1:5:1260:A:N1	2.78	0.51
1:5:250:U:H2'	1:5:251:G:N3	2.24	0.51
1:5:158:G:N2	1:5:264:G:H1'	2.25	0.51
1:5:537:A:H2'	1:5:538:G:O4'	2.10	0.51
45:6:1274:C:H4'	45:6:1275:A:O5'	2.10	0.51
45:6:461:G:H2'	45:6:462:G:C8	2.45	0.51
45:6:828:U:H6	45:6:828:U:H3'	1.75	0.51
57:C1:45:PRO:HD2	57:C1:60:PHE:CZ	3.43	0.51
58:C2:63:VAL:HG22	58:C2:64:SER:H	1.75	0.51
62:C6:87:LYS:HG3	62:C6:117:LEU:HA	2.70	0.51
62:C6:97:VAL:HG13	62:C6:98:ASP:H	3.63	0.51
65:C9:69:LYS:HB3	65:C9:70:GLN:OE1	2.10	0.51
66:D0:23:ARG:HD2	66:D0:90:TYR:CD1	2.45	0.51
70:D4:105:ARG:HG2	70:D4:109:LYS:HE3	3.39	0.51
70:D4:52:LYS:O	70:D4:54:ALA:N	3.16	0.51
70:D4:62:THR:HA	70:D4:69:SER:HA	2.00	0.51
72:D6:75:VAL:HA	72:D6:78:ALA:HB3	1.92	0.51
9:L7:102:VAL:HG13	9:L7:126:LEU:HD22	1.93	0.51

Continued on next page...

Continued from previous page...

Atom-1	Atom-2	Interatomic distance (Å)	Clash overlap (Å)
19:M8:64:VAL:HG22	19:M8:96:PHE:CE2	2.54	0.51
28:N7:100:THR:HG22	28:N7:106:GLN:HB3	3.04	0.51
31:O0:45:ALA:HA	31:O0:70:PHE:HB3	2.55	0.51
34:O3:16:TYR:CZ	34:O3:91:ALA:HB2	2.45	0.51
43:Q2:73:GLU:OE1	43:Q2:80:ARG:NH1	5.46	0.51
47:S1:226:GLY:HA2	1:5:2536:A:H4'	255.50	0.51
48:S2:89:GLN:OE1	48:S2:94:GLN:HG2	2.10	0.51
49:S3:35:SER:HB3	49:S3:91:VAL:HG21	1.92	0.51
50:S4:23:LEU:HD21	55:S9:6:ARG:HD3	2.36	0.51
50:S4:241:GLY:O	50:S4:244:ILE:HG12	2.09	0.51
53:S7:172:VAL:O	53:S7:176:LEU:HG	2.10	0.51
53:S7:14:THR:HG22	53:S7:17:GLU:HG3	2.60	0.51
53:S7:78:THR:HG22	53:S7:90:VAL:HG12	1.91	0.51
78:SR:165:ASP:O	78:SR:184:ASN:ND2	2.42	0.51
1:1:2203:U:H2'	1:1:2204:C:H6	1.76	0.51
1:1:2946:A:OP1	87:1:4173:HOH:O	2.19	0.51
1:1:3387:U:H2'	1:1:3388:C:C6	2.45	0.51
1:1:595:G:H1	1:1:609:G:H5''	1.74	0.51
1:1:675:C:O2'	1:1:679:U:OP1	2.25	0.51
45:2:1120:U:H2'	45:2:1121:C:C6	2.45	0.51
45:2:180:A:H2'	45:2:181:A:O4'	2.11	0.51
30:N9:3:LYS:HD3	1:5:2617:U:H3'	224.37	0.51
1:5:3245:A:H2	1:5:3246:G:C2	2.28	0.51
21:N0:62:ASN:ND2	1:5:519:A:OP1	312.28	0.51
1:5:665:A:H2'	1:5:666:A:H8	1.73	0.51
69:D3:108:GLY:HA2	45:6:600:U:OP2	358.14	0.51
60:C4:127:ARG:HG3	72:D6:22:ARG:HH12	1.75	0.51
61:C5:77:ARG:HB3	61:C5:102:PHE:CD1	2.46	0.51
61:C5:115:TYR:N	61:C5:118:GLU:OE1	2.32	0.51
63:C7:65:PRO:HB3	63:C7:74:GLN:OE1	2.10	0.51
63:C7:87:GLU:O	63:C7:87:GLU:HG2	2.09	0.51
66:D0:27:THR:HG22	66:D0:88:LYS:HG2	1.93	0.51
49:S3:11:LEU:HD12	66:D0:86:ILE:HD13	1.92	0.51
70:D4:55:VAL:HG12	70:D4:75:VAL:HG22	7.03	0.51
5:L3:160:VAL:HG21	5:L3:194:TRP:HZ3	1.75	0.51
6:L4:77:VAL:HB	6:L4:85:SER:HA	1.92	0.51
10:L8:238:LEU:HD12	10:L8:238:LEU:H	3.75	0.51
11:L9:31:ARG:HG2	11:L9:149:ASN:HD21	1.74	0.51
16:M5:149:ASN:O	16:M5:152:CYS:HB2	3.35	0.51
21:N0:46:GLN:O	2:7:77:G:H5''	301.13	0.51
1:1:2916:U:H1'	24:N3:44:SER:HB3	1.92	0.51

Continued on next page...

Continued from previous page...

Atom-1	Atom-2	Interatomic distance (Å)	Clash overlap (Å)
1:1:1523:U:C6	26:N5:123:TYR:HE2	2.28	0.51
28:N7:46:ILE:HD11	28:N7:49:TYR:HA	1.93	0.51
36:O5:92:LEU:HB3	36:O5:96:GLU:O	2.10	0.51
37:O6:51:SER:O	37:O6:54:GLU:N	2.36	0.51
47:S1:26:ARG:HG2	47:S1:50:LYS:H	2.79	0.51
47:S1:61:LEU:O	47:S1:64:ARG:HD2	7.04	0.51
49:S3:91:VAL:HG23	49:S3:92:GLN:N	5.06	0.51
51:S5:41:LYS:NZ	62:C6:112:TYR:OH	3.37	0.51
51:S5:91:GLU:O	51:S5:95:ASN:ND2	4.43	0.51
54:S8:100:ALA:HB3	54:S8:169:ILE:HG12	2.80	0.51
55:S9:134:ILE:O	55:S9:159:ALA:HB2	2.10	0.51
55:S9:53:ARG:HH22	55:S9:57:ARG:HH12	6.19	0.51
45:2:1385:G:H2'	45:2:1386:G:C8	2.45	0.51
45:2:323:A:OP2	54:S8:10:LYS:HG3	2.10	0.51
2:3:17:A:OP1	7:L5:2:ALA:N	2.43	0.51
2:3:22:A:H2'	2:3:23:A:H8	1.76	0.51
1:5:1329:U:O2'	1:5:1330:A:H5''	2.11	0.51
1:5:311:C:H2'	1:5:312:C:H6	1.75	0.51
1:5:3335:A:H8	1:5:3335:A:H5'	1.74	0.51
45:6:138:A:N6	45:6:139:C:H41	2.08	0.51
52:S6:175:ILE:HG12	45:6:78:A:H1'	336.68	0.51
7:L5:270:LYS:HD3	2:7:2:G:H4'	320.50	0.51
3:8:41:A:H61	3:8:103:G:C2'	2.23	0.51
58:C2:42:ALA:HB1	58:C2:47:GLU:HB3	2.27	0.51
63:C7:31:ASN:ND2	63:C7:55:THR:HG22	5.19	0.51
5:L3:242:THR:HA	1:5:2948:C:O2'	212.61	0.51
1:1:3329:U:H5''	5:L3:308:MET:HE3	1.92	0.51
5:L3:3:HIS:CG	5:L3:3:HIS:O	3.76	0.51
5:L3:67:PHE:O	5:L3:70:ARG:HB2	2.11	0.51
8:L6:58:LEU:HD21	8:L6:64:LEU:HB2	1.92	0.51
9:L7:229:PHE:CD1	9:L7:229:PHE:C	2.92	0.51
11:L9:20:ILE:HG23	11:L9:25:VAL:HG22	1.97	0.51
17:M6:108:ILE:CD1	17:M6:117:ARG:HD3	3.09	0.51
1:1:3043:C:OP2	24:N3:48:ARG:NH2	2.44	0.51
26:N5:82:LEU:HD12	26:N5:126:LEU:HD21	3.00	0.51
29:N8:104:THR:HG21	29:N8:112:ILE:HD11	2.34	0.51
37:O6:83:ALA:O	37:O6:87:VAL:HG23	2.80	0.51
1:1:1588:A:C5	40:O9:4:GLN:HG2	2.45	0.51
48:S2:101:VAL:HG22	48:S2:115:ILE:HG23	1.92	0.51
49:S3:101:GLN:HA	49:S3:104:SER:HB3	1.93	0.51
45:2:1278:G:OP1	49:S3:185:LYS:HE2	2.09	0.51

Continued on next page...

Continued from previous page...

Atom-1	Atom-2	Interatomic distance (Å)	Clash overlap (Å)
54:S8:110:ARG:NH2	1:5:3354:U:O4	239.11	0.51
54:S8:21:PHE:CD1	54:S8:22:ARG:HD3	4.48	0.51
55:S9:173:ALA:O	55:S9:177:ALA:N	2.42	0.51
55:S9:53:ARG:NH2	55:S9:57:ARG:HH12	6.02	0.51
1:1:1686:U:O2	1:1:1688:U:H1'	2.10	0.51
1:1:3132:C:H2'	1:1:3133:C:H6	1.75	0.51
45:2:1629:G:H2'	45:2:1630:U:C6	2.44	0.51
45:2:1767:G:N2	45:2:1768:G:O6	2.44	0.51
30:N9:25:LYS:NZ	1:5:1107:C:OP1	201.48	0.51
1:5:1764:U:H3'	1:5:1765:U:H4'	1.92	0.51
46:S0:31:VAL:HG13	45:6:1041:G:OP1	381.48	0.51
45:6:1490:C:C4	45:6:1492:A:C5	2.99	0.51
45:6:338:C:H2'	45:6:339:C:C6	2.41	0.51
58:C2:103:LEU:HG	58:C2:116:VAL:HG22	1.93	0.51
62:C6:40:GLU:O	62:C6:42:GLU:N	4.19	0.51
63:C7:107:SER:O	63:C7:111:LYS:HB2	3.90	0.51
70:D4:56:SER:O	70:D4:74:LEU:N	2.41	0.51
45:2:1152:A:O2'	72:D6:85:ARG:HB3	2.10	0.51
5:L3:114:VAL:HG13	5:L3:163:HIS:CG	2.45	0.51
1:1:337:G:H21	6:L4:50:TYR:HB3	1.75	0.51
7:L5:143:LYS:HA	7:L5:172:TYR:HB3	1.92	0.51
7:L5:183:TRP:HZ3	7:L5:185:PHE:HA	8.04	0.51
7:L5:196:ARG:HH22	7:L5:237:GLU:CD	2.14	0.51
10:L8:78:PHE:C	10:L8:80:TYR:H	2.14	0.51
16:M5:68:ARG:HG3	1:5:291:C:OP1	144.52	0.51
20:M9:119:LEU:O	20:M9:123:LEU:HG	2.10	0.51
12:M0:169:LYS:HB2	22:N1:159:PHE:HA	1.93	0.51
1:1:1162:U:H4'	33:O2:57:TYR:CE1	2.45	0.51
37:O6:33:ALA:O	37:O6:37:THR:OG1	2.29	0.51
37:O6:86:LYS:O	37:O6:90:MET:HB2	3.90	0.51
1:1:1613:A:OP1	39:O8:2:ALA:N	2.43	0.51
43:Q2:98:LYS:HD2	1:5:2656:A:H4'	252.26	0.51
46:S0:124:THR:O	46:S0:146:LEU:HB2	2.41	0.51
47:S1:84:ILE:HD13	47:S1:103:MET:HG3	3.51	0.51
79:SM:113:ASP:N	79:SM:113:ASP:OD1	2.44	0.51
1:1:2767:U:OP1	43:Q2:34:SER:HB3	2.11	0.51
1:1:651:G:O2'	1:1:1435:A:OP1	2.28	0.51
1:1:73:C:C2	37:O6:15:LYS:HG2	2.45	0.51
1:1:761:A:C2	1:1:771:A:H1'	2.46	0.51
45:2:386:G:OP1	54:S8:25:ARG:NH2	2.43	0.51
1:5:1711:C:H2'	1:5:1712:G:O4'	2.10	0.51

Continued on next page...

Continued from previous page...

Atom-1	Atom-2	Interatomic distance (Å)	Clash overlap (Å)
1:5:2102:U:H2'	1:5:2103:U:C6	2.46	0.51
1:5:22:G:H1'	3:8:104:A:N3	2.26	0.51
1:5:240:U:HO2'	1:5:241:G:H8	1.54	0.51
1:5:2568:C:N4	1:5:2570:U:H1'	2.26	0.51
1:5:3212:C:H2'	1:5:3213:A:O4'	2.10	0.51
45:6:1058:U:H4'	45:6:1059:U:OP1	2.10	0.51
45:6:978:A:H2'	45:6:979:A:O4'	2.11	0.51
61:C5:114:HIS:ND1	61:C5:118:GLU:OE2	2.44	0.51
62:C6:106:LYS:HG2	62:C6:117:LEU:HD11	4.00	0.51
62:C6:45:ARG:O	62:C6:48:VAL:HG12	2.25	0.51
64:C8:41:ARG:NE	65:C9:46:PRO:HD3	2.25	0.51
66:D0:106:ILE:HG13	66:D0:107:THR:H	1.76	0.51
70:D4:57:VAL:HG22	70:D4:60:PHE:CE2	2.46	0.51
71:D5:43:ASP:C	71:D5:45:GLU:H	2.85	0.51
71:D5:89:ILE:HB	71:D5:101:TYR:CG	2.46	0.51
6:L4:311:HIS:CE1	6:L4:314:LYS:HA	3.10	0.51
13:M1:18:VAL:HG22	13:M1:70:THR:HG22	1.93	0.51
18:M7:22:LEU:HB3	18:M7:90:PHE:CE2	2.46	0.51
18:M7:51:VAL:HG11	18:M7:88:VAL:HG21	1.92	0.51
20:M9:168:ALA:HB1	20:M9:172:ARG:NH1	2.26	0.51
29:N8:74:ASN:HB3	29:N8:76:ASP:H	2.88	0.51
32:O1:44:MET:HB2	32:O1:46:THR:HG22	4.70	0.51
36:O5:39:PRO:O	36:O5:40:SER:HB3	2.95	0.51
46:S0:147:THR:O	46:S0:161:PRO:HA	2.43	0.51
47:S1:185:THR:O	47:S1:189:ILE:HG13	2.10	0.51
51:S5:164:PRO:HG3	74:D8:52:ASP:HB2	3.37	0.51
55:S9:109:LEU:HB3	55:S9:146:PHE:HB3	1.92	0.51
1:1:600:G:H8	1:1:600:G:OP2	1.94	0.51
45:2:1102:G:OP2	69:D3:7:ARG:NH1	2.44	0.51
45:2:1200:G:H4'	45:2:1201:G:C5'	2.40	0.51
45:2:1535:U:H1'	45:2:1536:G:C2	2.44	0.51
45:2:1584:G:H22	45:2:1611:A:P	2.33	0.51
45:2:16:G:H2'	45:2:17:C:C6	2.45	0.51
1:5:1024:G:H3'	1:5:1024:G:N3	2.26	0.51
1:5:1806:A:H2'	1:5:1807:G:O4'	2.10	0.51
1:5:2228:A:H2'	1:5:2229:A:H8	1.73	0.51
1:5:2266:U:H2'	1:5:2267:C:H6	1.76	0.51
45:6:1138:A:H2'	45:6:1139:A:H8	1.76	0.51
45:6:597:G:N7	85:6:2173:LLL:H412	2.26	0.51
57:C1:14:GLN:HB3	57:C1:54:ILE:HG12	1.93	0.51
59:C3:55:ARG:HA	59:C3:59:GLY:O	5.72	0.51

Continued on next page...

Continued from previous page...

Atom-1	Atom-2	Interatomic distance (Å)	Clash overlap (Å)
60:C4:16:VAL:HG22	60:C4:18:ARG:HG3	1.93	0.51
62:C6:10:PHE:CE2	45:6:1379:C:H5'	432.27	0.51
45:2:1478:G:OP1	65:C9:39:THR:OG1	2.29	0.51
57:C1:101:GLU:OE1	69:D3:13:ARG:NH2	3.30	0.51
72:D6:7:SER:HB3	45:6:1796:C:C6	340.08	0.51
73:D7:49:HIS:CE1	73:D7:70:LYS:HG2	2.46	0.51
6:L4:140:HIS:HA	6:L4:177:ASP:OD1	2.10	0.51
6:L4:22:LEU:HD23	6:L4:23:PRO:HD2	1.92	0.51
9:L7:94:LYS:HA	1:5:1139:G:O3'	232.21	0.51
14:M3:101:ARG:HH22	14:M3:112:ASN:HD21	2.89	0.51
15:M4:13:ARG:NH1	15:M4:65:LEU:O	2.70	0.51
20:M9:81:ARG:HG2	20:M9:88:ARG:CZ	2.40	0.51
23:N2:104:ARG:HH22	1:5:1758:G:H5'	118.19	0.51
31:O0:76:GLU:CD	31:O0:76:GLU:H	2.74	0.51
35:O4:53:GLY:HA2	1:5:1738:C:O3'	185.15	0.51
37:O6:74:LYS:HD2	37:O6:80:PHE:CD2	2.40	0.51
47:S1:33:LYS:HE2	47:S1:41:ARG:NH1	3.31	0.51
49:S3:132:LYS:HB3	49:S3:189:MET:HG3	1.92	0.51
50:S4:161:LYS:HB3	50:S4:170:THR:O	4.25	0.51
50:S4:214:LEU:HD13	50:S4:244:ILE:HD11	4.06	0.51
51:S5:42:LEU:HB3	51:S5:45:LYS:HA	3.90	0.51
1:1:160:G:H2'	1:1:161:G:O4'	2.11	0.51
1:1:19:U:H2'	1:1:20:A:C8	2.46	0.51
1:1:2523:A:H5''	10:L8:51:LYS:HD2	1.93	0.51
1:1:2611:U:H2'	1:1:2612:U:C6	2.46	0.51
1:1:2902:A:OP1	11:L9:170:LYS:NZ	2.39	0.51
1:1:3024:A:H3'	1:1:3025:C:H6	1.76	0.51
1:1:439:C:H5'	1:1:440:A:OP2	2.11	0.51
1:1:516:A:O3'	9:L7:60:ARG:NH2	2.42	0.51
1:1:796:U:H2'	1:1:797:U:C6	2.45	0.51
1:1:807:A:H61	1:1:934:G:H22	1.58	0.51
45:2:1486:G:H1'	45:2:1592:A:O2'	2.10	0.51
45:2:1562:G:H2'	45:2:1563:C:H6	1.76	0.51
45:2:262:U:H2'	45:2:263:C:C6	2.45	0.51
45:2:343:C:H2'	45:2:344:A:C8	2.45	0.51
45:2:427:C:H2'	45:2:428:A:O4'	2.11	0.51
45:2:698:U:H2'	45:2:699:U:C6	2.45	0.51
45:2:811:A:C2	45:2:858:G:H1'	2.45	0.51
1:5:1015:U:H2'	1:5:1017:C:P	2.51	0.51
1:5:1102:A:H4'	1:5:1103:A:C8	2.45	0.51
1:5:1767:C:H2'	1:5:1768:U:C6	2.44	0.51

Continued on next page...

Continued from previous page...

Atom-1	Atom-2	Interatomic distance (Å)	Clash overlap (Å)
1:5:3286:G:H2'	1:5:3287:U:O4'	2.11	0.51
1:5:795:G:O2'	1:5:1111:U:H5''	2.10	0.51
45:6:1542:G:H22	45:6:1568:C:H1'	1.76	0.51
45:6:291:G:H2'	45:6:292:U:C6	2.45	0.51
45:6:540:G:O2'	45:6:542:A:OP2	2.21	0.51
45:6:224:C:H42	45:6:837:G:H1	1.59	0.51
58:C2:113:ARG:O	58:C2:115:VAL:HG22	4.11	0.51
59:C3:48:SER:OG	45:6:961:U:H1'	319.59	0.51
66:D0:101:LYS:O	66:D0:104:THR:OG1	3.37	0.51
68:D2:5:SER:O	68:D2:6:VAL:HG12	5.21	0.51
69:D3:57:LEU:HD12	69:D3:59:ILE:HD11	1.92	0.51
69:D3:70:LYS:HB3	69:D3:93:LEU:HD22	2.93	0.51
72:D6:52:ASP:N	72:D6:52:ASP:OD1	2.43	0.51
72:D6:84:VAL:O	72:D6:85:ARG:HD2	2.10	0.51
73:D7:36:LYS:HG2	73:D7:43:ILE:HG22	1.93	0.51
58:C2:50:LYS:NZ	77:E1:129:GLY:O	2.37	0.51
6:L4:302:ALA:HB2	19:M8:39:ARG:NH2	2.26	0.51
2:3:27:A:OP2	7:L5:57:ASN:HB2	2.11	0.51
11:L9:13:PRO:HD2	11:L9:79:ILE:HG21	3.06	0.51
13:M1:162:TRP:CZ2	13:M1:166:LYS:HD3	4.50	0.51
15:M4:21:VAL:HA	15:M4:66:THR:HG23	1.91	0.51
17:M6:55:HIS:HA	17:M6:58:LEU:HB2	1.91	0.51
22:N1:12:ARG:HD3	22:N1:13:TYR:CE2	3.32	0.51
26:N5:92:LYS:HB2	1:5:1830:G:H5''	101.49	0.51
29:N8:115:LYS:HG3	1:5:715:A:H8	147.83	0.51
51:S5:143:ARG:HD2	74:D8:57:MET:SD	3.21	0.51
54:S8:62:THR:HB	54:S8:75:LYS:HE3	3.56	0.51
55:S9:30:LEU:HD22	55:S9:34:PHE:HE2	3.04	0.51
78:SR:115:ILE:HG13	78:SR:122:ILE:HG12	2.25	0.51
78:SR:242:SER:HB3	78:SR:292:LEU:HG	3.05	0.51
1:1:1038:C:H2'	1:1:1039:U:C6	2.46	0.51
45:2:1045:C:H2'	45:2:1046:G:C8	2.45	0.51
45:2:1248:C:H2'	45:2:1249:U:H6	1.76	0.51
45:2:1758:U:H2'	45:2:1759:C:H6	1.76	0.51
45:2:872:G:H2'	45:2:873:U:O4'	2.11	0.51
45:2:899:G:H5'	60:C4:46:MET:HA	1.92	0.51
1:5:1018:G:H2'	1:5:1019:G:O4'	2.10	0.51
1:5:1208:U:H4'	1:5:1209:G:OP1	2.11	0.51
1:5:1599:G:H1	1:5:1608:C:H42	1.59	0.51
1:5:2206:G:OP2	1:5:2206:G:H8	1.94	0.51
45:6:86:A:H2'	45:6:87:C:C6	2.46	0.51

Continued on next page...

Continued from previous page...

Atom-1	Atom-2	Interatomic distance (Å)	Clash overlap (Å)
3:8:37:A:H5''	3:8:39:G:O4'	2.11	0.51
49:S3:76:ARG:HG3	56:C0:65:TYR:CE1	2.46	0.51
57:C1:14:GLN:HB3	57:C1:54:ILE:HG13	3.17	0.51
58:C2:52:LEU:HD12	58:C2:78:LEU:HB3	3.22	0.51
60:C4:16:VAL:O	60:C4:30:VAL:HA	2.11	0.51
63:C7:104:ASN:C	63:C7:106:THR:N	3.51	0.51
64:C8:73:MET:HG2	64:C8:101:LEU:HD21	4.97	0.51
68:D2:107:SER:HB3	45:6:802:G:H21	364.39	0.51
70:D4:29:HIS:CE1	70:D4:67:GLY:H	2.28	0.51
74:D8:17:GLY:O	74:D8:27:GLN:N	2.37	0.51
5:L3:346:THR:O	5:L3:348:ARG:N	2.46	0.51
7:L5:155:THR:HA	7:L5:179:ARG:HA	1.92	0.51
9:L7:191:VAL:HG23	9:L7:192:GLY:N	4.97	0.51
11:L9:4:ILE:HG23	21:N0:142:GLN:CD	2.31	0.51
13:M1:10:ARG:HH11	13:M1:133:ARG:HH21	3.65	0.51
27:N6:56:VAL:O	27:N6:67:GLU:HB2	2.10	0.51
36:O5:20:GLN:O	36:O5:23:ASP:HB2	2.11	0.51
39:O8:11:PHE:HD1	39:O8:12:LEU:HD23	1.76	0.51
41:Q0:99:CYS:HB2	41:Q0:114:LYS:HD3	1.93	0.51
46:S0:4:PRO:HB2	46:S0:6:THR:HG22	1.92	0.51
48:S2:43:ARG:NH2	48:S2:249:ALA:HA	4.52	0.51
50:S4:42:LEU:HD22	50:S4:47:PHE:HB2	1.93	0.51
52:S6:122:GLU:O	52:S6:126:ASP:HB3	2.11	0.51
1:1:1488:G:OP2	87:1:4174:HOH:O	2.19	0.51
1:1:2254:U:H2'	1:1:2261:G:N2	2.26	0.51
1:1:438:A:O2'	1:1:495:G:O2'	2.27	0.51
1:1:685:G:OP2	14:M3:35:ARG:NH1	2.43	0.51
45:2:1656:U:O5'	45:2:1656:U:H6	1.94	0.51
45:2:600:U:OP2	69:D3:108:GLY:HA2	2.11	0.51
3:4:113:U:H5''	40:O9:7:PHE:HB3	1.93	0.51
1:5:1880:U:H2'	1:5:1881:A:C8	2.46	0.51
1:5:2174:G:H4'	1:5:2175:U:H5''	1.92	0.51
22:N1:68:THR:HG21	1:5:2736:A:O2'	225.24	0.51
1:5:2795:U:O2	1:5:2800:G:O2'	2.20	0.51
1:5:289:A:H2'	1:5:290:G:H8	1.75	0.51
1:5:548:G:H2'	1:5:549:U:O4'	2.10	0.51
45:6:87:C:O2'	45:6:169:A:N1	2.42	0.51
58:C2:63:VAL:HG12	58:C2:65:SER:H	4.99	0.51
61:C5:127:ARG:HG3	61:C5:130:ARG:NH2	5.10	0.51
63:C7:83:GLN:OE1	63:C7:83:GLN:HA	2.11	0.51
64:C8:4:VAL:HG11	71:D5:82:HIS:ND1	3.44	0.51

Continued on next page...

Continued from previous page...

Atom-1	Atom-2	Interatomic distance (Å)	Clash overlap (Å)
66:D0:98:GLN:O	66:D0:102:ARG:N	2.83	0.51
69:D3:126:LYS:HG2	69:D3:131:SER:HA	1.91	0.51
45:2:434:G:H5'	69:D3:78:LYS:HB3	1.92	0.51
45:2:1797:A:OP1	72:D6:95:ARG:NH2	2.44	0.51
4:L2:50:HIS:HB2	44:Q3:51:ALA:HB1	2.39	0.51
7:L5:85:ARG:HD3	7:L5:86:TYR:CE2	2.46	0.51
12:M0:76:MET:SD	12:M0:148:VAL:HG22	3.17	0.51
26:N5:135:ILE:O	26:N5:139:ILE:HG23	2.11	0.51
35:O4:82:ALA:HA	35:O4:85:VAL:HB	1.92	0.51
28:N7:136:PHE:CE1	35:O4:89:ILE:HG12	2.51	0.51
38:O7:37:CYS:O	38:O7:45:ARG:N	2.80	0.51
39:O8:44:LYS:HG2	39:O8:53:THR:HB	2.36	0.51
43:Q2:10:THR:HG22	43:Q2:23:HIS:ND1	2.26	0.51
46:S0:157:ASP:OD2	67:D1:65:SER:OG	2.20	0.51
47:S1:43:VAL:HG23	47:S1:44:GLY:H	1.75	0.51
48:S2:104:VAL:HG11	48:S2:129:ILE:HG23	1.93	0.51
46:S0:108:THR:HA	48:S2:64:LYS:HE3	1.93	0.51
51:S5:162:VAL:HG23	74:D8:45:LYS:HB3	1.93	0.51
61:C5:128:HIS:H	79:SM:71:ASN:ND2	2.07	0.51
78:SR:44:SER:O	78:SR:58:VAL:HG22	2.11	0.51
1:1:2355:G:H4'	18:M7:139:TYR:CE2	2.46	0.51
1:1:2510:U:O2'	1:1:2511:A:H5''	2.11	0.51
45:2:1287:A:H4'	45:2:1288:G:OP1	2.11	0.51
45:2:1557:U:O2'	45:2:1558:U:H2'	2.11	0.51
45:2:343:C:H2'	45:2:344:A:H8	1.75	0.51
45:2:511:A:H5'	55:S9:173:ALA:HB2	1.93	0.51
3:4:102:U:H2'	3:4:103:G:C8	2.46	0.51
22:N1:130:ARG:HD3	1:5:1098:A:OP2	254.49	0.51
1:5:2257:C:H6	1:5:2257:C:P	2.33	0.51
1:5:2344:U:H2'	1:5:2345:A:H8	1.76	0.51
1:5:245:U:H2'	1:5:246:U:C6	2.46	0.51
45:6:342:C:C2'	45:6:343:C:H5'	2.41	0.51
45:6:654:C:H2'	45:6:655:G:C8	2.46	0.51
59:C3:128:TYR:CE1	45:6:964:U:H5''	320.50	0.51
2:7:115:G:OP1	85:7:233:LLL:N61	2.44	0.51
59:C3:21:ASN:O	59:C3:65:VAL:HG21	4.31	0.51
45:2:903:U:H5''	60:C4:135:ARG:NH2	2.26	0.51
68:D2:18:GLU:HG3	68:D2:65:LEU:HD12	1.93	0.51
71:D5:75:LEU:HA	71:D5:78:ILE:HB	1.93	0.51
72:D6:9:GLY:O	72:D6:10:ARG:HD2	4.23	0.51
14:M3:170:LEU:HA	37:O6:9:ILE:HD11	1.93	0.51

Continued on next page...

Continued from previous page...

Atom-1	Atom-2	Interatomic distance (Å)	Clash overlap (Å)
17:M6:17:GLY:HA3	1:5:1313:G:O3'	266.53	0.51
20:M9:103:ARG:HD2	20:M9:124:TYR:CE1	2.46	0.51
33:O2:19:ARG:HH11	33:O2:28:VAL:HG13	1.75	0.51
41:Q0:120:GLN:O	41:Q0:121:LEU:HD23	2.11	0.51
46:S0:74:VAL:CG2	46:S0:118:PRO:HB3	2.57	0.51
47:S1:96:LEU:HD13	47:S1:96:LEU:N	2.48	0.51
49:S3:101:GLN:HG3	49:S3:126:VAL:HG22	1.95	0.51
50:S4:176:ASP:O	50:S4:179:LYS:HG2	2.26	0.51
55:S9:142:ASN:O	55:S9:144:PRO:HD3	2.13	0.51
78:SR:170:ILE:HG21	78:SR:211:ILE:HD11	1.93	0.51
78:SR:59:ARG:HG2	78:SR:61:PHE:CE1	2.46	0.51
1:1:1807:G:H5''	28:N7:135:ARG:NH2	2.26	0.50
1:1:2228:A:H2'	1:1:2229:A:C8	2.46	0.50
45:2:1125:A:C5	45:2:1126:G:H1'	2.45	0.50
45:2:325:G:OP1	57:C1:134:THR:OG1	2.28	0.50
2:3:12:U:OP2	2:3:68:C:O2'	2.28	0.50
2:3:92:A:H4'	12:M0:11:TYR:CE1	2.46	0.50
3:4:37:A:H5''	3:4:39:G:O4'	2.11	0.50
16:M5:125:SER:CB	1:5:2433:U:H1'	159.00	0.50
1:5:369:A:N7	85:5:4154:LLL:O43	2.40	0.50
1:5:513:G:C5	1:5:579:G:C6	2.99	0.50
1:5:679:U:H2'	1:5:680:G:H8	1.75	0.50
45:6:1160:A:H2'	45:6:1161:C:C6	2.46	0.50
45:6:1458:G:H5''	45:6:1459:C:OP2	2.11	0.50
45:6:181:A:H2'	45:6:182:A:O4'	2.11	0.50
45:6:1096:C:H5	85:6:2166:LLL:N32	2.09	0.50
45:6:246:G:C6	45:6:247:A:C6	2.99	0.50
58:C2:40:GLY:O	58:C2:124:LYS:N	2.84	0.50
60:C4:19:ILE:HG12	60:C4:28:VAL:HG22	1.93	0.50
62:C6:50:GLU:OE1	62:C6:112:TYR:OH	2.29	0.50
45:2:30:G:H5''	69:D3:131:SER:HB2	1.92	0.50
10:L8:203:VAL:HG13	10:L8:204:ARG:N	2.77	0.50
17:M6:7:VAL:HG11	21:N0:163:PHE:CE2	2.47	0.50
18:M7:22:LEU:HD13	18:M7:90:PHE:HD2	2.17	0.50
19:M8:147:ARG:HG2	19:M8:149:ALA:H	2.21	0.50
21:N0:46:GLN:HG2	21:N0:51:VAL:O	2.11	0.50
24:N3:136:VAL:HG12	24:N3:137:VAL:HG23	2.69	0.50
26:N5:98:ALA:O	26:N5:102:LEU:HB2	2.11	0.50
34:O3:69:GLY:HA3	34:O3:85:PHE:HA	2.18	0.50
3:4:86:U:H2'	36:O5:7:TYR:HE2	1.76	0.50
42:Q1:21:ARG:HD2	45:6:1653:C:O3'	283.59	0.50

Continued on next page...

Continued from previous page...

Atom-1	Atom-2	Interatomic distance (Å)	Clash overlap (Å)
50:S4:253:ASP:O	50:S4:257:ALA:N	2.97	0.50
54:S8:9:HIS:CD2	54:S8:10:LYS:N	2.78	0.50
55:S9:93:LEU:O	55:S9:96:VAL:HG22	2.11	0.50
78:SR:25:THR:HG21	78:SR:295:SER:HA	2.52	0.50
1:1:139:G:H2'	1:1:140:C:C6	2.46	0.50
1:1:1652:G:O2'	35:O4:45:GLY:HA3	2.11	0.50
1:1:1724:U:H1'	1:1:1725:C:C6	2.46	0.50
1:1:1770:G:H5'	1:1:1771:C:OP2	2.11	0.50
1:1:381:U:H2'	1:1:382:U:C6	2.45	0.50
45:2:1527:C:H2'	45:2:1528:U:C6	2.45	0.50
45:2:253:A:H2'	45:2:254:A:C8	2.46	0.50
29:N8:18:GLY:O	1:5:1370:G:H5''	175.30	0.50
1:5:879:U:O2	1:5:2357:A:H1'	2.11	0.50
1:5:2435:G:H1	1:5:2512:C:H42	1.59	0.50
12:M0:157:TYR:CD1	1:5:2836:C:H4'	311.51	0.50
1:5:2373:A:N7	1:5:2867:C:H1'	2.26	0.50
1:5:2960:C:H2'	1:5:2961:G:C8	2.46	0.50
1:5:518:G:N2	1:5:518:G:OP2	2.37	0.50
61:C5:77:ARG:NH1	45:6:1241:G:OP2	382.32	0.50
45:6:1437:U:H2'	45:6:1438:G:C8	2.46	0.50
45:6:1540:G:OP1	87:6:2208:HOH:O	2.19	0.50
7:L5:33:ARG:NH1	2:7:7:G:OP1	270.58	0.50
58:C2:90:LYS:O	58:C2:91:VAL:HG22	2.11	0.50
59:C3:136:PRO:O	59:C3:138:ASN:N	3.48	0.50
64:C8:35:ILE:HB	64:C8:38:VAL:CG1	4.23	0.50
70:D4:113:ASN:HA	70:D4:116:LYS:HD2	3.14	0.50
5:L3:136:LYS:O	5:L3:139:GLN:NE2	2.45	0.50
5:L3:159:ARG:HG2	5:L3:182:GLN:HA	1.93	0.50
7:L5:282:ARG:O	7:L5:286:VAL:HG23	3.12	0.50
11:L9:31:ARG:HH22	11:L9:188:THR:CG2	3.84	0.50
13:M1:85:LYS:O	13:M1:88:GLU:N	2.43	0.50
15:M4:32:LEU:HD11	15:M4:94:TRP:CD1	2.46	0.50
17:M6:27:LEU:HD22	17:M6:101:ARG:HB2	1.92	0.50
19:M8:79:LYS:HA	19:M8:136:ASN:ND2	2.26	0.50
24:N3:93:LEU:H	24:N3:93:LEU:HD23	2.00	0.50
25:N4:8:PHE:CD2	25:N4:46:PRO:HG3	2.46	0.50
31:O0:22:LYS:HE2	31:O0:94:GLU:HG2	1.92	0.50
1:1:1148:G:P	34:O3:21:ARG:HG3	2.51	0.50
47:S1:103:MET:HB3	47:S1:215:VAL:CG1	2.42	0.50
47:S1:88:VAL:HG11	47:S1:96:LEU:HD23	1.93	0.50
48:S2:68:ILE:O	48:S2:72:LEU:HB2	2.12	0.50

Continued on next page...

Continued from previous page...

Atom-1	Atom-2	Interatomic distance (Å)	Clash overlap (Å)
51:S5:157:ARG:O	51:S5:224:ASN:HB3	2.53	0.50
54:S8:74:LYS:HE2	54:S8:112:TRP:HB2	1.92	0.50
55:S9:171:ARG:HH11	55:S9:174:ARG:HB3	3.70	0.50
55:S9:172:VAL:HG21	45:6:512:A:C8	449.91	0.50
1:1:1394:A:H2'	1:1:1395:G:O4'	2.12	0.50
1:1:1414:G:H2'	1:1:1415:U:C6	2.46	0.50
1:1:839:C:O2'	1:1:1724:U:OP1	2.27	0.50
1:1:18:G:N7	85:1:3998:LLL:N33	2.55	0.50
1:1:230:U:H2'	1:1:231:G:O4'	2.10	0.50
1:1:2554:A:H5'	1:1:2554:A:C8	2.46	0.50
1:1:3302:U:H1'	1:1:3313:U:O2	2.11	0.50
45:2:1142:A:H2'	45:2:1143:A:C8	2.46	0.50
45:2:1352:G:H1	45:2:1373:C:H42	1.59	0.50
45:2:1601:G:N2	65:C9:88:VAL:HG22	2.23	0.50
45:2:61:A:H8	45:2:269:G:HO2'	1.57	0.50
45:2:541:A:HO2'	45:2:542:A:H4'	1.77	0.50
1:5:1488:G:H5''	1:5:1838:G:O6	2.11	0.50
10:L8:69:LEU:HD13	1:5:2514:U:H3	165.61	0.50
1:5:3236:U:H2'	1:5:3237:U:H6	1.76	0.50
1:5:1940:G:N2	1:5:3362:A:H8	2.09	0.50
1:5:783:A:H5''	1:5:784:A:H5''	1.93	0.50
45:6:180:A:H2'	45:6:181:A:O4'	2.10	0.50
45:6:627:C:H2'	45:6:628:G:O4'	2.12	0.50
55:S9:92:LYS:NZ	45:6:673:A:OP2	430.44	0.50
45:6:800:U:H2'	45:6:801:G:H8	1.75	0.50
70:D4:52:LYS:O	70:D4:55:VAL:HG12	2.11	0.50
45:2:525:A:H5''	70:D4:89:TYR:CE1	2.47	0.50
71:D5:54:VAL:HG13	71:D5:57:TYR:CD1	2.46	0.50
74:D8:64:ARG:HE	74:D8:65:ARG:HD2	7.75	0.50
5:L3:370:PHE:CD2	5:L3:376:LYS:HG3	2.48	0.50
6:L4:179:LEU:HD22	6:L4:183:LYS:CG	3.33	0.50
7:L5:22:ARG:HA	7:L5:25:GLU:HG3	3.96	0.50
9:L7:191:VAL:HG23	9:L7:192:GLY:H	5.06	0.50
11:L9:29:GLY:HA3	11:L9:82:VAL:HG13	1.93	0.50
1:1:44:U:OP1	16:M5:84:PRO:HG2	2.11	0.50
21:N0:66:GLU:OE2	21:N0:73:LYS:NZ	2.25	0.50
23:N2:38:ILE:HG12	23:N2:56:VAL:HB	1.94	0.50
34:O3:37:THR:HB	34:O3:39:GLN:OE1	2.11	0.50
43:Q2:105:GLN:HG3	43:Q2:106:PHE:CE1	4.44	0.50
47:S1:30:PHE:HB3	47:S1:96:LEU:HD12	4.04	0.50
48:S2:88:LYS:HG2	48:S2:89:GLN:N	2.98	0.50

Continued on next page...

Continued from previous page...

Atom-1	Atom-2	Interatomic distance (Å)	Clash overlap (Å)
49:S3:117:ARG:NH1	79:SM:126:ASP:OD2	3.10	0.50
51:S5:43:PHE:HD2	51:S5:46:TRP:O	1.94	0.50
1:1:1129:A:N3	1:1:2826:U:O2'	2.37	0.50
1:1:1349:G:C8	1:1:1350:A:C6	2.99	0.50
1:1:2267:C:H2'	1:1:2268:U:O4'	2.10	0.50
1:1:2419:A:H1'	1:1:2804:A:O4'	2.10	0.50
1:1:2827:U:O2'	1:1:2829:U:O4	2.27	0.50
1:1:3392:U:H2'	1:1:3393:U:C6	2.46	0.50
1:1:501:A:H5''	8:L6:28:GLN:HE21	1.76	0.50
1:1:944:C:H4'	33:O2:33:ARG:NH1	2.26	0.50
45:2:1369:U:OP2	65:C9:69:LYS:HE3	2.12	0.50
45:2:213:A:H2'	45:2:214:G:O4'	2.12	0.50
45:2:230:C:H3'	45:2:231:U:H5''	1.93	0.50
2:3:113:C:H2'	2:3:114:U:O4'	2.12	0.50
1:5:1079:A:H2'	1:5:1080:A:O4'	2.12	0.50
1:5:1239:C:N4	1:5:1249:G:H1	2.07	0.50
1:5:1824:U:H2'	1:5:1825:G:H8	1.76	0.50
6:L4:47:ARG:HA	1:5:338:A:OP1	106.04	0.50
6:L4:119:ARG:NH2	1:5:696:C:OP2	103.71	0.50
45:6:1095:U:H5''	45:6:1096:C:O5'	2.11	0.50
77:E1:87:THR:HG23	45:6:1445:G:O6	377.22	0.50
45:6:1793:G:H1'	45:6:1794:A:H2'	1.93	0.50
60:C4:54:GLU:CD	45:6:901:G:H22	282.26	0.50
40:O9:8:ARG:NH2	3:8:112:U:OP2	111.79	0.50
61:C5:17:TYR:O	61:C5:18:ARG:HG3	2.11	0.50
67:D1:39:VAL:HA	67:D1:45:ALA:HA	1.94	0.50
45:2:1132:A:OP1	69:D3:30:LYS:HE3	2.11	0.50
71:D5:90:LYS:HD3	71:D5:103:ARG:O	2.12	0.50
6:L4:120:TYR:CE2	6:L4:277:PRO:HB3	2.46	0.50
7:L5:83:LEU:HB3	7:L5:88:ILE:HB	2.14	0.50
10:L8:50:VAL:HG22	26:N5:30:ALA:HA	1.92	0.50
1:1:2730:G:H4'	19:M8:184:PHE:CG	2.46	0.50
24:N3:87:ARG:HH22	24:N3:137:VAL:CG2	2.37	0.50
26:N5:34:LEU:HD22	26:N5:35:PRO:HD2	1.92	0.50
31:O0:30:THR:HG21	31:O0:89:VAL:HG22	1.94	0.50
40:O9:21:ARG:NH1	40:O9:22:PRO:O	2.65	0.50
40:O9:8:ARG:HH21	3:8:112:U:P	112.73	0.50
43:Q2:15:LYS:HD2	43:Q2:18:ARG:HH11	1.76	0.50
43:Q2:77:CYS:O	43:Q2:78:LYS:HG2	2.11	0.50
46:S0:189:VAL:HG13	46:S0:190:ASP:O	2.11	0.50
47:S1:82:ARG:NH2	47:S1:188:LEU:O	3.00	0.50

Continued on next page...

Continued from previous page...

Atom-1	Atom-2	Interatomic distance (Å)	Clash overlap (Å)
47:S1:223:PHE:HE2	47:S1:228:LEU:HD13	1.77	0.50
48:S2:133:LYS:O	48:S2:136:VAL:HG13	2.11	0.50
49:S3:25:PHE:CZ	49:S3:50:ILE:HD11	2.47	0.50
49:S3:70:THR:HG22	49:S3:86:LEU:HD13	1.92	0.50
51:S5:127:GLN:HG2	51:S5:128:ASN:H	4.18	0.50
54:S8:113:PHE:CD1	54:S8:121:LEU:HD21	2.84	0.50
54:S8:25:ARG:O	54:S8:28:GLU:HG3	3.03	0.50
49:S3:94:ARG:NH2	79:SM:134:ASP:OD1	2.45	0.50
1:1:1581:C:H2'	1:1:1582:C:H5'	1.92	0.50
1:1:2356:A:OP1	18:M7:138:LYS:NZ	2.42	0.50
1:1:993:G:N3	1:1:2637:A:H2'	2.27	0.50
45:2:1036:A:H2'	45:2:1037:C:O4'	2.12	0.50
45:2:1198:G:H4'	66:D0:72:ASN:O	2.10	0.50
45:2:1685:G:C2	45:2:1717:G:C6	3.00	0.50
45:2:191:C:H2'	45:2:192:U:H6	1.76	0.50
45:2:199:G:O2'	45:2:200:A:H8	1.95	0.50
45:2:524:U:H2'	45:2:526:A:OP2	2.11	0.50
45:2:538:A:C8	45:2:543:C:N4	2.79	0.50
45:2:811:A:H2	45:2:814:A:H62	1.59	0.50
1:5:118:U:O2	1:5:121:A:H5'	2.12	0.50
1:5:1733:G:H2'	1:5:1734:G:C8	2.46	0.50
1:5:172:G:H2'	1:5:173:G:H5'	1.93	0.50
1:5:1947:G:N1	1:5:2102:U:O2	2.44	0.50
30:N9:2:ALA:HB2	1:5:2818:U:C5'	210.83	0.50
1:5:317:A:H2'	1:5:318:A:C8	2.47	0.50
8:L6:22:ARG:HD3	1:5:608:A:C6	242.84	0.50
63:C7:60:ARG:NH1	45:6:1400:A:O3'	409.56	0.50
45:6:1529:C:H2'	45:6:1530:C:C6	2.46	0.50
45:6:1:U:H1'	45:6:369:A:N7	2.26	0.50
45:6:350:U:H5''	45:6:352:A:O4'	2.12	0.50
45:6:811:A:C4	45:6:858:G:H1'	2.47	0.50
45:6:895:G:H2'	45:6:896:U:C6	2.47	0.50
57:C1:2:SER:HB2	57:C1:81:HIS:HD2	1.76	0.50
69:D3:51:GLY:HA2	69:D3:77:ILE:HG13	2.05	0.50
71:D5:38:HIS:HA	71:D5:70:LYS:HG3	8.90	0.50
71:D5:40:VAL:O	71:D5:75:LEU:HD11	2.11	0.50
10:L8:156:ASP:HB2	10:L8:183:LYS:HG2	1.94	0.50
10:L8:215:VAL:O	10:L8:219:ASP:HB2	3.10	0.50
17:M6:85:ARG:HD3	17:M6:90:HIS:CG	2.46	0.50
20:M9:109:TYR:HB3	20:M9:115:ILE:HG12	4.66	0.50
26:N5:34:LEU:HD23	1:5:1558:A:N3	137.38	0.50

Continued on next page...

Continued from previous page...

Atom-1	Atom-2	Interatomic distance (Å)	Clash overlap (Å)
27:N6:59:VAL:O	27:N6:64:LYS:HD2	2.11	0.50
29:N8:72:VAL:HG13	29:N8:113:LEU:HG	1.93	0.50
36:O5:58:ILE:O	36:O5:61:GLN:HG2	5.52	0.50
41:Q0:94:SER:HA	41:Q0:123:PRO:HA	1.94	0.50
46:S0:60:ALA:HB3	46:S0:177:LEU:HD21	1.93	0.50
48:S2:80:VAL:HA	48:S2:102:VAL:HG22	2.09	0.50
51:S5:163:SER:HB3	74:D8:46:GLY:HA3	2.95	0.50
51:S5:41:LYS:O	51:S5:41:LYS:HD3	2.10	0.50
54:S8:147:ALA:C	54:S8:149:SER:N	2.64	0.50
55:S9:149:ARG:HD2	45:6:765:G:N7	428.73	0.50
1:1:1794:G:O2'	1:1:1795:U:H5'	2.12	0.50
1:1:2294:U:H2'	1:1:2296:A:OP2	2.11	0.50
1:1:2756:C:O4'	22:N1:49:GLN:HG2	2.12	0.50
1:1:2932:U:O2	1:1:2934:A:C8	2.65	0.50
1:1:3095:U:H2'	1:1:3096:C:H6	1.76	0.50
1:1:436:A:H61	1:1:623:U:H3	1.59	0.50
45:2:1498:G:OP2	65:C9:74:GLY:HA3	2.12	0.50
45:2:1711:C:H2'	45:2:1712:A:H5''	1.94	0.50
45:2:192:U:O2'	45:2:193:U:O4'	2.30	0.50
3:4:80:A:HO2'	3:4:83:C:H5	1.60	0.50
1:5:1491:A:N6	1:5:1838:G:N2	2.60	0.50
1:5:173:G:O2'	1:5:174:C:H6	1.95	0.50
23:N2:104:ARG:NH2	1:5:1758:G:H5'	118.94	0.50
1:5:215:G:H2'	1:5:216:G:H8	1.75	0.50
1:5:2250:G:C2'	1:5:2251:G:H5'	2.41	0.50
18:M7:139:TYR:CE2	1:5:2355:G:H4'	148.02	0.50
1:5:3236:U:H2'	1:5:3237:U:C6	2.47	0.50
56:C0:51:SER:OG	45:6:1219:A:N3	430.27	0.50
58:C2:66:VAL:HG11	58:C2:71:ILE:HD13	1.93	0.50
64:C8:72:ILE:HG12	64:C8:79:TYR:CD1	2.57	0.50
45:2:747:C:H4'	68:D2:80:ASN:ND2	2.27	0.50
71:D5:83:LEU:HD22	71:D5:88:ILE:HG21	1.93	0.50
71:D5:92:ILE:HG13	71:D5:93:SER:N	2.67	0.50
73:D7:11:THR:OG1	73:D7:14:SER:OG	2.28	0.50
4:L2:136:ILE:HA	4:L2:148:VAL:HG12	2.06	0.50
5:L3:188:ILE:O	5:L3:192:VAL:HG12	2.21	0.50
6:L4:166:VAL:O	6:L4:170:LYS:HG3	3.44	0.50
6:L4:328:ASN:OD1	9:L7:48:ASN:ND2	2.59	0.50
6:L4:58:HIS:HA	6:L4:90:PHE:CE1	3.01	0.50
7:L5:85:ARG:HG2	7:L5:86:TYR:CD2	4.36	0.50
10:L8:190:VAL:HG13	10:L8:192:GLN:HG2	1.93	0.50

Continued on next page...

Continued from previous page...

Atom-1	Atom-2	Interatomic distance (Å)	Clash overlap (Å)
1:1:2619:G:N7	12:M0:112:GLN:O	2.44	0.50
13:M1:7:ASN:N	13:M1:8:PRO:HD3	2.70	0.50
15:M4:20:VAL:CG1	15:M4:68:LEU:HB2	2.41	0.50
16:M5:47:LYS:O	16:M5:50:ARG:HG2	2.12	0.50
16:M5:68:ARG:HD3	16:M5:125:SER:O	2.12	0.50
17:M6:62:THR:HA	1:5:1306:G:C6	233.37	0.50
18:M7:123:PRO:O	18:M7:143:PRO:HG2	2.90	0.50
1:1:563:U:OP1	21:N0:68:HIS:HD2	1.95	0.50
26:N5:136:ALA:O	26:N5:139:ILE:N	2.58	0.50
19:M8:94:PHE:CZ	29:N8:119:PRO:HD3	2.47	0.50
16:M5:140:LYS:NZ	36:O5:96:GLU:OE2	3.00	0.50
39:O8:10:GLN:HA	39:O8:13:GLU:OE1	2.11	0.50
41:Q0:97:ARG:HG3	41:Q0:120:GLN:O	2.12	0.50
45:2:1066:C:O2'	47:S1:148:ASN:OD1	2.30	0.50
47:S1:35:PRO:HG3	47:S1:99:ASN:HA	2.71	0.50
48:S2:205:ARG:HD2	45:6:6:G:OP2	379.99	0.50
49:S3:118:ALA:O	49:S3:122:VAL:HG23	2.80	0.50
50:S4:11:ARG:HG2	50:S4:11:ARG:O	2.53	0.50
50:S4:28:ALA:O	45:6:448:C:H4'	364.94	0.50
54:S8:89:GLU:O	54:S8:93:THR:OG1	2.26	0.50
55:S9:109:LEU:CB	55:S9:146:PHE:HB3	2.42	0.50
79:SM:23:LYS:HD2	79:SM:23:LYS:H	1.77	0.50
78:SR:198:ASN:O	78:SR:215:GLY:HA3	2.38	0.50
78:SR:255:ALA:HB2	78:SR:292:LEU:HD23	1.93	0.50
1:1:1313:G:H2'	1:1:1314:C:C6	2.46	0.50
1:1:353:G:H22	1:1:364:G:H2'	1.76	0.50
1:1:691:A:N1	3:4:28:C:O2'	2.37	0.50
45:2:960:U:H1'	59:C3:52:VAL:HG23	1.93	0.50
3:4:24:G:OP2	27:N6:13:ARG:HD2	2.11	0.50
1:5:1329:U:HO2'	1:5:1330:A:P	2.33	0.50
1:5:2651:G:C4	1:5:2796:G:C2	3.00	0.50
1:5:269:G:N2	1:5:295:A:OP2	2.32	0.50
1:5:3145:C:P	85:5:4178:LLL:H212	2.34	0.50
1:5:900:G:N7	85:5:4156:LLL:N12	2.59	0.50
76:E0:26:LYS:HE2	45:6:588:U:P	419.82	0.50
45:6:603:U:H2'	45:6:604:A:C8	2.47	0.50
64:C8:123:ARG:HG3	64:C8:133:VAL:HG13	4.53	0.50
69:D3:73:ARG:HH21	69:D3:84:THR:HG22	2.47	0.50
72:D6:5:ARG:HD2	72:D6:8:ASN:O	2.33	0.50
5:L3:106:TRP:HB2	5:L3:133:TYR:CE2	2.50	0.50
5:L3:43:LEU:HG	5:L3:181:ILE:HG21	2.13	0.50

Continued on next page...

Continued from previous page...

Atom-1	Atom-2	Interatomic distance (Å)	Clash overlap (Å)
6:L4:300:ARG:HG2	19:M8:39:ARG:O	2.12	0.50
10:L8:97:TYR:OH	10:L8:203:VAL:HG13	2.11	0.50
12:M0:159:PHE:HB2	12:M0:163:GLN:NE2	2.74	0.50
14:M3:168:ARG:NH1	14:M3:172:LEU:HD11	2.26	0.50
16:M5:194:GLN:OE1	1:5:99:A:H5'	121.19	0.50
23:N2:43:VAL:HG21	23:N2:50:LEU:HB3	2.50	0.50
24:N3:23:MET:CE	24:N3:100:GLY:HA3	3.39	0.50
47:S1:48:VAL:HG13	47:S1:61:LEU:HD11	1.94	0.50
49:S3:32:GLU:O	49:S3:52:ALA:HB1	3.04	0.50
49:S3:58:VAL:O	49:S3:65:ARG:HB3	2.12	0.50
53:S7:141:ARG:NH2	53:S7:143:LEU:HD11	2.48	0.50
64:C8:120:ARG:HD3	79:SM:61:ILE:HG21	4.22	0.50
1:1:1616:U:H2'	1:1:1617:G:C8	2.47	0.50
1:1:1721:U:O4	20:M9:128:LYS:NZ	2.36	0.50
1:1:2152:A:O2'	1:1:2243:A:O2'	2.14	0.50
1:1:737:G:H2'	1:1:738:A:H8	1.77	0.50
45:2:1291:G:H21	45:2:1324:G:H22	1.60	0.50
45:2:1683:C:O2'	45:2:1684:U:O5'	2.29	0.50
45:2:22:A:H2'	45:2:23:G:H8	1.76	0.50
45:2:274:G:H3'	45:2:275:C:C5	2.46	0.50
33:O2:27:ARG:NH1	1:5:1433:A:N3	170.20	0.50
1:5:1549:U:H2'	1:5:1550:C:C6	2.46	0.50
1:5:3296:A:H2'	1:5:3297:U:C6	2.47	0.50
1:5:495:G:H2'	1:5:496:C:O4'	2.12	0.50
1:5:644:G:H2'	1:5:2372:A:N7	2.27	0.50
1:5:648:C:O2'	87:5:4275:HOH:O	2.19	0.50
45:6:442:C:H42	45:6:462:G:H1	1.59	0.50
76:E0:28:LYS:NZ	45:6:542:A:N1	427.13	0.50
63:C7:36:ASP:OD2	63:C7:36:ASP:N	2.44	0.50
63:C7:20:TYR:CZ	63:C7:38:ILE:HG13	2.47	0.50
71:D5:59:TYR:CE2	71:D5:61:SER:HB3	2.43	0.50
74:D8:10:ALA:HA	74:D8:32:PHE:HA	1.93	0.50
4:L2:51:ASP:HB3	4:L2:54:ARG:HB3	1.93	0.50
5:L3:81:THR:HG22	5:L3:321:PHE:CA	5.53	0.50
7:L5:270:LYS:CG	2:7:2:G:H5'	319.67	0.50
7:L5:287:ALA:HA	7:L5:290:ILE:HG12	1.92	0.50
10:L8:107:GLU:O	10:L8:111:LYS:HB2	2.11	0.50
11:L9:103:ILE:HD11	11:L9:134:ILE:HB	1.94	0.50
12:M0:23:ASN:HD21	12:M0:96:VAL:HG21	2.45	0.50
14:M3:15:ARG:CZ	1:5:96:G:H5'	152.00	0.50
18:M7:72:GLN:OE1	18:M7:83:TRP:NE1	2.39	0.50

Continued on next page...

Continued from previous page...

Atom-1	Atom-2	Interatomic distance (Å)	Clash overlap (Å)
20:M9:80:LYS:HE3	1:5:1940:G:OP1	206.40	0.50
27:N6:120:GLN:NE2	27:N6:126:LEU:HD23	4.22	0.50
28:N7:135:ARG:HG2	28:N7:135:ARG:HH21	1.77	0.50
1:1:1631:C:H3'	28:N7:48:ARG:HH12	1.77	0.50
28:N7:46:ILE:HD11	28:N7:49:TYR:CD2	4.20	0.50
34:O3:45:LEU:HA	34:O3:71:VAL:HG12	2.21	0.50
36:O5:100:VAL:HG22	36:O5:101:THR:H	1.77	0.50
37:O6:43:LEU:O	37:O6:47:ILE:HG13	2.12	0.50
46:S0:37:VAL:HG13	46:S0:46:HIS:HB3	1.94	0.50
48:S2:102:VAL:HG11	48:S2:129:ILE:HG12	2.31	0.50
50:S4:21:ASP:OD1	50:S4:24:SER:OG	2.61	0.50
78:SR:278:PHE:CD1	78:SR:287:PRO:HD2	3.29	0.50
1:1:1103:A:N6	1:1:1363:A:H1'	2.26	0.50
1:1:2407:C:H2'	1:1:2408:U:H6	1.77	0.50
1:1:3386:G:H5'	32:O1:10:ARG:CZ	2.42	0.50
1:1:847:A:H2'	1:1:848:A:C8	2.47	0.50
45:2:1358:G:H2'	45:2:1359:C:C6	2.46	0.50
45:2:1541:G:OP2	87:2:2117:HOH:O	2.20	0.50
45:2:68:A:OP1	52:S6:160:ARG:NH1	2.24	0.50
1:5:2812:C:H2'	1:5:2813:A:C8	2.47	0.50
45:6:1138:A:H2'	45:6:1139:A:C8	2.47	0.50
45:6:699:U:H1'	45:6:740:A:C2	2.47	0.50
45:6:841:U:H2'	45:6:842:C:C6	2.47	0.50
58:C2:59:LEU:HD22	58:C2:60:VAL:H	3.89	0.50
66:D0:20:ILE:HG13	66:D0:95:ALA:O	2.12	0.50
71:D5:71:ILE:HG23	71:D5:73:GLY:H	6.84	0.50
72:D6:11:ASN:O	72:D6:11:ASN:ND2	3.05	0.50
75:D9:12:ARG:HB3	75:D9:18:SER:HA	1.92	0.50
75:D9:40:ARG:HH21	45:6:1199:G:P	390.39	0.50
76:E0:55:ARG:NH1	45:6:558:U:OP2	417.83	0.50
6:L4:352:ALA:O	6:L4:354:VAL:N	3.21	0.50
10:L8:172:LYS:HD3	37:O6:39:PHE:HE1	4.25	0.50
10:L8:71:VAL:HG22	16:M5:21:PHE:CZ	2.89	0.50
11:L9:100:ASN:HB3	11:L9:115:ARG:HB2	1.92	0.50
11:L9:86:TYR:O	11:L9:147:SER:HA	2.11	0.50
11:L9:9:GLN:O	11:L9:72:LYS:NZ	2.52	0.50
14:M3:176:GLU:HG2	37:O6:11:LEU:HD22	1.93	0.50
19:M8:34:THR:HG22	19:M8:49:LEU:HD21	2.33	0.50
24:N3:68:GLU:CD	24:N3:68:GLU:H	2.15	0.50
26:N5:109:LYS:NZ	87:N5:301:HOH:O	2.53	0.50
29:N8:2:PRO:HG2	29:N8:5:PHE:CD2	2.47	0.50

Continued on next page...

Continued from previous page...

Atom-1	Atom-2	Interatomic distance (Å)	Clash overlap (Å)
29:N8:90:TYR:CD1	29:N8:100:PRO:HB3	4.09	0.50
37:O6:91:ASN:O	37:O6:94:ILE:HG22	2.80	0.50
38:O7:17:THR:O	38:O7:25:ARG:HA	2.12	0.50
46:S0:48:ILE:HG21	46:S0:161:PRO:HB2	1.92	0.50
47:S1:183:GLN:O	47:S1:187:LYS:HG3	2.65	0.50
46:S0:140:ASN:OD1	48:S2:62:PRO:HD3	2.39	0.50
49:S3:132:LYS:HB3	49:S3:189:MET:CG	2.41	0.50
45:2:95:G:OP1	50:S4:6:LYS:HE2	2.12	0.50
53:S7:20:VAL:HA	53:S7:23:ALA:HB3	1.93	0.50
54:S8:113:PHE:CD1	54:S8:121:LEU:HD11	2.80	0.50
54:S8:84:HIS:NE2	54:S8:97:THR:OG1	2.41	0.50
1:1:1202:A:C2	1:1:2857:C:H5'	2.47	0.49
1:1:168:U:H2'	1:1:169:U:C5	2.47	0.49
1:1:2503:G:H1'	1:1:2504:U:C5	2.42	0.49
45:2:1405:G:H2'	45:2:1406:A:C8	2.47	0.49
45:2:1450:U:H2'	45:2:1451:C:C6	2.47	0.49
45:2:1756:A:HO2'	45:2:1757:G:P	2.31	0.49
45:2:58:U:OP1	45:2:456:A:O2'	2.28	0.49
2:3:112:G:H2'	2:3:113:C:H6	1.76	0.49
1:5:1080:A:C2'	1:5:1081:U:H5''	2.42	0.49
33:O2:11:LYS:NZ	1:5:1404:G:OP2	183.20	0.49
1:5:1816:A:C2'	1:5:1817:G:H5''	2.42	0.49
1:5:2930:A:H2'	1:5:2931:C:C6	2.47	0.49
5:L3:2:SER:HA	1:5:2940:A:N7	239.81	0.49
29:N8:36:GLY:N	1:5:40:A:OP2	174.32	0.49
1:5:507:U:H2'	1:5:508:U:C6	2.47	0.49
45:6:1287:A:N1	45:6:1328:G:O2'	2.39	0.49
45:6:1320:U:O2	45:6:1322:A:H5'	2.12	0.49
45:6:196:G:O2'	45:6:197:A:OP2	2.28	0.49
57:C1:83:THR:HG21	45:6:325:G:H4'	288.59	0.49
45:6:63:G:HO2'	45:6:170:U:H6	1.59	0.49
45:6:752:A:H61	45:6:797:G:H1	1.60	0.49
1:5:1831:U:O2'	3:8:114:G:OP1	2.20	0.49
85:8:221:LLL:O52	85:8:221:LLL:N21	2.45	0.49
58:C2:98:GLY:HA2	58:C2:101:ALA:HB3	1.93	0.49
59:C3:94:LYS:HG2	59:C3:118:ILE:HD13	2.83	0.49
67:D1:50:TYR:HB3	67:D1:52:THR:HG22	1.93	0.49
45:2:780:A:C8	70:D4:8:ARG:HB3	2.36	0.49
71:D5:89:ILE:HB	71:D5:101:TYR:CD1	2.47	0.49
71:D5:56:THR:H	71:D5:103:ARG:NH1	2.06	0.49
71:D5:46:LYS:HG2	71:D5:70:LYS:HE3	1.94	0.49

Continued on next page...

Continued from previous page...

Atom-1	Atom-2	Interatomic distance (Å)	Clash overlap (Å)
77:E1:126:CYS:HB3	77:E1:130:VAL:CG1	2.41	0.49
77:E1:89:LYS:HE3	77:E1:91:ILE:H	1.77	0.49
7:L5:122:VAL:HG13	7:L5:123:GLU:N	3.69	0.49
1:1:3115:C:OP1	11:L9:62:ARG:NH2	2.45	0.49
15:M4:113:THR:HG22	15:M4:116:GLU:CG	2.49	0.49
17:M6:29:ASN:O	34:O3:12:LYS:HE3	2.49	0.49
17:M6:39:GLU:HG2	17:M6:40:GLU:HG2	1.93	0.49
18:M7:92:GLN:HA	18:M7:95:LEU:HB2	1.94	0.49
22:N1:17:ARG:NH1	22:N1:17:ARG:HB3	4.69	0.49
24:N3:20:GLY:HA2	24:N3:35:TYR:HE1	1.77	0.49
1:1:662:U:OP1	29:N8:8:THR:HG21	2.12	0.49
48:S2:116:LYS:HB2	48:S2:131:ILE:HD12	2.79	0.49
49:S3:28:GLU:OE2	56:C0:56:LYS:NZ	2.41	0.49
49:S3:80:ALA:O	49:S3:83:THR:OG1	2.32	0.49
51:S5:99:MET:O	51:S5:103:ASN:ND2	2.44	0.49
78:SR:161:ALA:C	78:SR:163:ASP:N	3.66	0.49
78:SR:232:TYR:HE1	78:SR:268:GLN:HE22	1.82	0.49
1:1:2379:U:OP1	87:1:4168:HOH:O	2.18	0.49
1:1:2989:U:H2'	1:1:2990:G:O4'	2.12	0.49
1:1:532:A:H2	1:1:560:G:H22	1.60	0.49
45:2:1291:G:N2	45:2:1324:G:H22	2.10	0.49
45:2:639:U:O2'	45:2:640:U:OP2	2.28	0.49
1:5:1689:U:H2'	1:5:1690:C:H6	1.76	0.49
1:5:2173:U:H2'	1:5:2174:G:C8	2.47	0.49
4:L2:193:ARG:HH21	1:5:2181:C:C5'	195.25	0.49
30:N9:2:ALA:HB2	1:5:2818:U:H5''	211.08	0.49
1:5:572:A:H2'	1:5:573:C:H6	1.76	0.49
34:O3:21:ARG:O	1:5:633:C:O2'	223.84	0.49
1:5:764:U:H2'	1:5:765:C:H2'	1.93	0.49
45:6:1486:G:N2	45:6:1487:A:C4	2.80	0.49
72:D6:84:VAL:HG22	45:6:1797:A:C6	337.12	0.49
59:C3:121:ARG:NH1	45:6:868:G:OP1	308.10	0.49
63:C7:24:LEU:HD23	63:C7:34:LEU:HD13	3.31	0.49
64:C8:145:ARG:HB3	79:SM:68:ARG:NH1	2.27	0.49
72:D6:30:ILE:HD11	72:D6:34:LYS:HB3	2.17	0.49
4:L2:225:ILE:HD12	4:L2:235:ALA:O	3.85	0.49
5:L3:227:GLU:HG3	5:L3:270:ARG:HE	3.82	0.49
5:L3:65:SER:OG	5:L3:67:PHE:N	2.45	0.49
9:L7:180:SER:O	9:L7:183:ASP:HB2	2.25	0.49
10:L8:165:PHE:H	10:L8:165:PHE:HD1	1.78	0.49
12:M0:150:GLU:OE1	12:M0:154:ARG:HD2	3.32	0.49

Continued on next page...

Continued from previous page...

Atom-1	Atom-2	Interatomic distance (Å)	Clash overlap (Å)
13:M1:166:LYS:O	13:M1:167:TYR:HB2	2.12	0.49
16:M5:14:LYS:NZ	1:5:269:G:H5''	131.58	0.49
19:M8:58:ASN:HB3	19:M8:144:ARG:NH2	2.27	0.49
46:S0:189:VAL:HG22	46:S0:190:ASP:H	3.33	0.49
48:S2:97:ARG:HB2	48:S2:118:ALA:O	2.12	0.49
50:S4:255:ARG:O	50:S4:259:GLN:HB3	5.70	0.49
51:S5:61:TYR:CE2	51:S5:164:PRO:HG2	2.89	0.49
51:S5:37:GLN:HB3	62:C6:53:LEU:HD22	1.94	0.49
51:S5:43:PHE:HB3	51:S5:46:TRP:HB2	3.22	0.49
55:S9:29:LYS:O	55:S9:33:GLU:HG2	2.21	0.49
78:SR:205:SER:HB3	78:SR:210:LEU:HB2	2.17	0.49
1:1:1128:U:OP1	12:M0:4:ARG:NH2	2.29	0.49
1:1:1624:G:O2'	1:1:1643:A:N1	2.34	0.49
1:1:1667:A:H2'	1:1:1668:G:C8	2.47	0.49
1:1:2167:A:H2'	1:1:2168:A:C8	2.47	0.49
1:1:229:G:H5''	27:N6:4:GLN:H	1.77	0.49
1:1:2527:G:H1	1:1:2583:C:N4	2.09	0.49
1:1:2681:U:H2'	1:1:2682:C:H6	1.77	0.49
1:1:595:G:C8	1:1:609:G:C6	3.01	0.49
45:2:1096:C:H5	85:2:2043:LLL:H321	1.60	0.49
3:4:10:A:H2'	3:4:11:C:C6	2.46	0.49
1:5:2514:U:P	1:5:2586:G:H22	2.35	0.49
1:5:2712:U:H2'	1:5:2713:U:C6	2.47	0.49
1:5:305:U:C5	1:5:2776:C:H1'	2.47	0.49
1:5:776:U:C5	1:5:2719:U:O2	2.65	0.49
45:6:1557:U:O2'	45:6:1558:U:H2'	2.12	0.49
45:6:341:A:H2'	45:6:342:C:C6	2.48	0.49
45:6:592:A:O2'	45:6:596:C:OP1	2.29	0.49
2:7:92:A:C5	2:7:93:C:H1'	2.48	0.49
3:8:68:G:N7	85:8:221:LLL:H612	2.27	0.49
56:C0:16:PHE:CD2	56:C0:76:LEU:HD23	2.48	0.49
45:2:1769:U:O2	60:C4:136:ARG:HD2	2.12	0.49
60:C4:21:ALA:HA	60:C4:26:THR:HG22	1.93	0.49
61:C5:28:MET:O	61:C5:29:SER:HB3	2.12	0.49
61:C5:44:ARG:NH2	61:C5:52:LYS:HE2	2.26	0.49
61:C5:95:GLY:HA2	61:C5:103:ASN:O	3.30	0.49
69:D3:17:VAL:HG22	69:D3:20:ARG:NH2	2.46	0.49
70:D4:36:SER:O	70:D4:39:GLU:HB2	3.96	0.49
10:L8:38:GLN:HA	1:5:2557:A:H2	203.49	0.49
12:M0:61:SER:HG	12:M0:64:ALA:H	2.84	0.49
12:M0:75:TYR:CZ	12:M0:150:GLU:HG2	3.12	0.49

Continued on next page...

Continued from previous page...

Atom-1	Atom-2	Interatomic distance (Å)	Clash overlap (Å)
14:M3:16:LYS:NZ	1:5:98:G:OP1	133.59	0.49
16:M5:68:ARG:HB3	16:M5:126:THR:O	4.30	0.49
22:N1:51:GLY:O	22:N1:95:HIS:HD2	2.84	0.49
1:1:2930:A:O2'	24:N3:38:ALA:HB2	2.12	0.49
25:N4:27:LYS:HD3	25:N4:29:PHE:CZ	2.47	0.49
26:N5:96:LYS:O	26:N5:100:LYS:HB2	2.36	0.49
27:N6:36:SER:O	27:N6:40:ARG:N	2.39	0.49
33:O2:2:ALA:N	33:O2:90:LYS:HZ1	6.81	0.49
16:M5:143:ARG:HE	36:O5:92:LEU:CD2	3.42	0.49
36:O5:93:THR:OG1	36:O5:96:GLU:OE1	4.40	0.49
43:Q2:2:VAL:N	43:Q2:90:HIS:O	2.45	0.49
1:1:2656:A:H4'	43:Q2:98:LYS:HD2	1.94	0.49
46:S0:175:TYR:HD1	46:S0:202:TYR:HE2	1.59	0.49
48:S2:35:TRP:CZ2	48:S2:37:PRO:HB3	2.75	0.49
50:S4:240:LYS:HD2	50:S4:240:LYS:H	1.77	0.49
52:S6:159:ARG:HB3	52:S6:170:THR:OG1	3.38	0.49
52:S6:20:ASP:HB3	52:S6:23:ARG:HB2	2.71	0.49
52:S6:64:LYS:HD2	52:S6:97:VAL:HG21	2.39	0.49
53:S7:111:LYS:CD	53:S7:112:ARG:H	2.20	0.49
54:S8:70:GLU:HB3	54:S8:112:TRP:CH2	4.07	0.49
55:S9:181:ALA:HA	55:S9:185:GLY:HA3	1.95	0.49
55:S9:28:LEU:HD21	76:E0:39:LEU:HB3	2.62	0.49
78:SR:54:PHE:CD1	78:SR:312:VAL:HG21	2.48	0.49
1:1:1062:A:N3	22:N1:130:ARG:NH2	2.60	0.49
1:1:175:C:H2'	1:1:176:G:O4'	2.12	0.49
1:1:1870:C:H4'	1:1:3076:C:O2	2.12	0.49
1:1:2808:A:H4'	1:1:2809:C:O5'	2.11	0.49
1:1:495:G:H8	1:1:495:G:O5'	1.94	0.49
45:2:576:G:H4'	45:2:580:A:C4	2.48	0.49
45:2:66:U:H4'	52:S6:171:LYS:HE2	1.94	0.49
45:2:804:A:N3	68:D2:105:THR:HG22	2.27	0.49
45:2:913:G:O5'	45:2:913:G:H8	1.96	0.49
1:5:1088:U:H2'	1:5:1089:G:H8	1.77	0.49
1:5:1313:G:H2'	1:5:1314:C:C6	2.48	0.49
1:5:2098:C:HO2'	1:5:2099:A:P	2.34	0.49
1:5:2354:C:N4	87:5:4328:HOH:O	2.45	0.49
1:5:3280:U:O2'	1:5:3281:U:OP2	2.25	0.49
45:6:1125:A:C5	45:6:1126:G:H1'	2.47	0.49
2:7:23:A:C6	2:7:24:A:C6	3.01	0.49
58:C2:62:LEU:H	58:C2:90:LYS:HA	4.91	0.49
75:D9:19:ARG:NH1	75:D9:19:ARG:HB2	4.86	0.49

Continued on next page...

Continued from previous page...

Atom-1	Atom-2	Interatomic distance (Å)	Clash overlap (Å)
5:L3:41:VAL:HG12	5:L3:185:GLY:HA3	1.95	0.49
11:L9:94:TYR:CD2	11:L9:98:PRO:HA	2.52	0.49
12:M0:68:ALA:HB1	12:M0:155:ALA:HB1	1.93	0.49
1:1:1009:A:O3'	12:M0:39:LYS:NZ	2.45	0.49
25:N4:4:GLU:O	25:N4:13:ILE:N	2.32	0.49
28:N7:102:GLU:H	28:N7:107:ARG:HH21	1.59	0.49
29:N8:126:LYS:HB3	29:N8:148:ILE:HG21	2.81	0.49
29:N8:77:LYS:O	29:N8:79:TRP:N	2.68	0.49
4:L2:170:ALA:HB2	44:Q3:65:ALA:HB1	1.93	0.49
44:Q3:55:TRP:CE3	44:Q3:71:VAL:HG22	2.48	0.49
46:S0:41:ARG:HD2	46:S0:42:PRO:HD2	1.93	0.49
47:S1:45:LYS:HG3	60:C4:13:VAL:HG23	1.93	0.49
48:S2:102:VAL:O	48:S2:114:GLY:N	3.25	0.49
49:S3:32:GLU:HB3	49:S3:58:VAL:HG23	3.54	0.49
51:S5:25:LEU:HD23	51:S5:25:LEU:H	2.18	0.49
51:S5:43:PHE:N	51:S5:46:TRP:H	2.36	0.49
79:SM:155:LEU:O	79:SM:158:GLN:N	5.44	0.49
78:SR:132:LYS:NZ	78:SR:143:THR:OG1	2.41	0.49
78:SR:66:HIS:CG	78:SR:85:TRP:HB2	2.48	0.49
1:1:1204:A:H2'	1:1:1205:A:H5'	1.94	0.49
1:1:2571:U:O2'	1:1:2572:C:H2'	2.12	0.49
1:1:2676:A:H4'	1:1:2677:G:O5'	2.12	0.49
1:1:282:G:H2'	1:1:286:U:H5'	1.95	0.49
45:2:1133:A:H2'	45:2:1134:C:O4'	2.13	0.49
45:2:1525:A:N1	45:2:1608:U:H1'	2.27	0.49
45:2:72:A:C2	45:2:74:U:H5''	2.47	0.49
1:5:1103:A:C2'	1:5:1104:G:H5'	2.42	0.49
1:5:1822:C:H2'	1:5:1823:A:C8	2.48	0.49
1:5:196:G:N2	1:5:198:A:H3'	2.27	0.49
1:5:2117:A:H3'	1:5:2118:C:H6	1.77	0.49
1:5:2401:A:O2'	1:5:2402:A:H5'	2.13	0.49
1:5:2213:A:N1	1:5:2429:G:H1'	2.27	0.49
22:N1:49:GLN:HG2	1:5:2756:C:O4'	247.19	0.49
1:5:3155:U:C2'	1:5:3156:U:H5''	2.42	0.49
1:5:392:G:H2'	1:5:393:U:H6	1.77	0.49
85:5:4173:LLL:H51	85:5:4173:LLL:H322	1.77	0.49
45:6:1129:U:OP2	85:6:2176:LLL:H222	2.11	0.49
45:6:250:C:H2'	45:6:251:A:C8	2.47	0.49
45:6:514:G:O2'	45:6:515:A:H5'	2.11	0.49
45:6:834:G:H3'	45:6:835:U:C5	2.47	0.49
45:2:246:G:C4	57:C1:40:LEU:HD13	2.47	0.49

Continued on next page...

Continued from previous page...

Atom-1	Atom-2	Interatomic distance (Å)	Clash overlap (Å)
57:C1:66:ILE:HD13	57:C1:126:GLY:HA3	1.94	0.49
45:2:1482:C:O2'	62:C6:72:GLY:O	2.20	0.49
71:D5:55:PRO:HG3	71:D5:88:ILE:CG2	8.43	0.49
6:L4:209:TYR:O	6:L4:230:VAL:HG23	2.11	0.49
13:M1:37:LEU:HD12	13:M1:67:VAL:HG13	5.78	0.49
11:L9:4:ILE:HD11	21:N0:148:LEU:HD21	2.83	0.49
31:O0:42:ILE:HG12	31:O0:67:VAL:HG22	1.94	0.49
31:O0:98:SER:OG	31:O0:100:ILE:HG13	2.11	0.49
33:O2:20:HIS:ND1	33:O2:42:VAL:HG21	2.28	0.49
36:O5:24:LEU:HD22	36:O5:47:VAL:HG23	2.67	0.49
37:O6:62:ARG:NH2	37:O6:94:ILE:HD11	2.27	0.49
48:S2:168:ARG:CZ	48:S2:170:ILE:HD11	5.09	0.49
48:S2:234:PRO:O	48:S2:235:LEU:HB2	2.11	0.49
49:S3:79:TYR:CE1	49:S3:84:ILE:HD12	2.48	0.49
50:S4:94:ALA:HB1	70:D4:16:PRO:HB2	1.93	0.49
52:S6:174:LYS:HG3	45:6:79:C:H1'	343.05	0.49
52:S6:57:ASP:HB3	52:S6:98:ARG:HG3	2.37	0.49
52:S6:64:LYS:HB2	52:S6:64:LYS:HZ3	1.77	0.49
53:S7:121:VAL:O	53:S7:125:ILE:N	2.43	0.49
55:S9:65:LYS:HA	55:S9:70:LEU:HD21	1.94	0.49
79:SM:51:ARG:HB2	79:SM:52:PRO:HD2	1.95	0.49
78:SR:90:ARG:HG2	78:SR:99:THR:HG21	1.94	0.49
1:1:1326:A:H2'	1:1:1327:C:O4'	2.12	0.49
1:1:2521:U:C2'	1:1:2522:G:H5'	2.41	0.49
1:1:3340:G:O3'	1:1:3341:U:H2'	2.12	0.49
85:1:4002:LLL:N32	85:1:4002:LLL:H312	2.28	0.49
85:2:2045:LLL:H13	85:2:2045:LLL:H122	1.77	0.49
45:2:531:C:H2'	45:2:532:U:H5''	1.95	0.49
45:2:772:G:N2	45:2:774:A:H1'	2.28	0.49
2:3:49:G:N7	7:L5:58:LYS:HG3	2.27	0.49
1:5:1104:G:H8	1:5:1104:G:O5'	1.95	0.49
10:L8:145:ASN:ND2	1:5:117:U:O4	103.89	0.49
1:5:1580:A:O2'	1:5:1581:C:H5''	2.13	0.49
35:O4:52:GLN:HG3	1:5:1738:C:H1'	192.74	0.49
1:5:1647:A:C2	1:5:1809:A:H1'	2.48	0.49
1:5:2268:U:H2'	1:5:2269:U:H2'	1.93	0.49
17:M6:161:LYS:HD3	1:5:3182:G:H4'	288.04	0.49
1:5:3263:G:H2'	1:5:3264:G:H8	1.76	0.49
45:6:1492:A:H8	45:6:1493:A:C4	2.29	0.49
45:6:1:U:H1'	45:6:369:A:C8	2.47	0.49
45:6:704:C:H2'	45:6:705:U:O4'	2.12	0.49

Continued on next page...

Continued from previous page...

Atom-1	Atom-2	Interatomic distance (Å)	Clash overlap (Å)
45:6:903:U:O2'	45:6:905:A:N7	2.37	0.49
56:C0:14:TYR:CZ	56:C0:18:GLU:HG3	2.48	0.49
56:C0:77:ARG:NH1	56:C0:85:HIS:H	2.10	0.49
57:C1:16:GLN:NE2	57:C1:34:TRP:HB3	2.71	0.49
57:C1:34:TRP:CH2	57:C1:36:LYS:HB3	3.56	0.49
59:C3:21:ASN:O	59:C3:65:VAL:HG11	2.13	0.49
60:C4:85:ALA:N	60:C4:119:THR:HG22	2.27	0.49
62:C6:39:VAL:HG21	62:C6:48:VAL:HG11	1.95	0.49
77:E1:85:TYR:O	77:E1:86:THR:HB	4.50	0.49
6:L4:329:PRO:O	6:L4:330:TYR:HB3	4.57	0.49
7:L5:132:THR:HG21	7:L5:170:GLY:CA	2.71	0.49
9:L7:88:ARG:HB2	9:L7:108:LEU:HB3	2.42	0.49
1:1:86:G:O2'	14:M3:11:LYS:HD3	2.12	0.49
20:M9:69:SER:HB2	20:M9:74:ARG:HG3	1.94	0.49
1:1:1093:A:OP2	22:N1:120:LYS:NZ	2.46	0.49
22:N1:136:ARG:HD3	22:N1:139:ARG:NH1	2.26	0.49
23:N2:72:SER:HB2	23:N2:75:TYR:H	3.32	0.49
46:S0:120:LEU:HD12	46:S0:121:VAL:H	1.77	0.49
46:S0:158:VAL:H	67:D1:69:LEU:HD12	3.57	0.49
46:S0:70:PRO:HB2	46:S0:94:GLY:HA3	1.95	0.49
49:S3:160:SER:OG	49:S3:161:GLY:N	3.16	0.49
51:S5:63:GLN:CD	51:S5:88:PRO:HA	2.32	0.49
54:S8:76:THR:HG22	54:S8:77:ARG:H	3.95	0.49
78:SR:10:ARG:HH21	78:SR:51:ASP:HA	1.77	0.49
1:1:1351:U:H2'	1:1:1351:U:O2	2.12	0.49
1:1:2357:A:H2'	1:1:2358:A:H8	1.77	0.49
1:1:2932:U:O2	1:1:2934:A:H8	1.96	0.49
1:1:3041:U:H2'	1:1:3042:U:C6	2.47	0.49
1:1:317:A:H2'	1:1:318:A:C8	2.48	0.49
1:1:372:A:C6	1:1:373:A:C6	3.01	0.49
1:1:499:G:H2'	1:1:500:C:C6	2.46	0.49
45:2:1587:A:O5'	45:2:1587:A:H8	1.95	0.49
45:2:1590:G:H2'	45:2:1591:C:H6	1.77	0.49
45:2:190:C:H1'	45:2:191:C:H5'	1.94	0.49
3:4:7:U:H2'	3:4:8:C:C6	2.48	0.49
1:5:1915:A:H2'	1:5:1916:U:C6	2.48	0.49
10:L8:33:ASN:O	1:5:2549:G:C2	208.52	0.49
1:5:2683:U:H2'	1:5:2684:C:H6	1.75	0.49
45:6:1031:U:H4'	45:6:1032:G:OP2	2.12	0.49
45:6:1684:U:H2'	45:6:1685:G:C8	2.48	0.49
45:6:620:A:O2'	45:6:621:A:H5'	2.13	0.49

Continued on next page...

Continued from previous page...

Atom-1	Atom-2	Interatomic distance (Å)	Clash overlap (Å)
2:7:114:U:H5''	85:7:233:LLL:H611	1.94	0.49
56:C0:32:HIS:HD2	56:C0:33:GLU:N	4.65	0.49
56:C0:21:VAL:HG21	56:C0:46:LEU:HD11	3.61	0.49
57:C1:125:VAL:HG13	57:C1:137:PHE:HB3	2.23	0.49
57:C1:96:LYS:HD3	57:C1:97:TYR:CE2	2.47	0.49
58:C2:89:ILE:HG23	58:C2:90:LYS:O	4.48	0.49
61:C5:19:GLY:N	64:C8:94:ASP:O	3.44	0.49
64:C8:4:VAL:HG22	71:D5:78:ILE:HG23	6.24	0.49
77:E1:130:VAL:HG21	77:E1:143:LYS:HB3	1.95	0.49
1:1:1420:C:C5	6:L4:189:ALA:HA	2.47	0.49
6:L4:3:ARG:HE	6:L4:22:LEU:HB3	6.09	0.49
8:L6:102:ASN:HD22	8:L6:102:ASN:H	1.61	0.49
9:L7:93:ASN:N	9:L7:93:ASN:OD1	2.45	0.49
10:L8:91:PHE:O	10:L8:95:ASN:ND2	4.08	0.49
14:M3:162:ASN:ND2	14:M3:164:GLU:HB2	2.52	0.49
16:M5:102:ALA:O	16:M5:106:VAL:HG12	2.12	0.49
16:M5:123:GLN:HA	16:M5:129:TYR:HD2	1.77	0.49
18:M7:39:TRP:O	18:M7:114:VAL:HG12	2.16	0.49
19:M8:18:ALA:HB1	19:M8:19:PRO:HD2	1.94	0.49
21:N0:8:GLN:HG3	21:N0:26:ARG:NE	3.52	0.49
22:N1:39:ILE:HD12	22:N1:102:ARG:HB2	3.91	0.49
22:N1:17:ARG:O	22:N1:18:ASP:HB2	2.11	0.49
22:N1:52:MET:HA	22:N1:95:HIS:CD2	2.86	0.49
24:N3:81:GLN:HG3	24:N3:83:LYS:H	1.76	0.49
27:N6:106:ILE:HG21	27:N6:109:LEU:HD23	2.20	0.49
35:O4:57:LEU:HB3	35:O4:61:GLN:OE1	5.91	0.49
36:O5:24:LEU:HB3	36:O5:51:ILE:HG12	1.97	0.49
37:O6:40:VAL:O	37:O6:44:VAL:HG23	2.12	0.49
37:O6:79:SER:HB3	37:O6:82:ARG:CG	3.50	0.49
44:Q3:59:CYS:O	44:Q3:61:LYS:N	2.40	0.49
46:S0:124:THR:HG22	46:S0:174:TRP:NE1	2.27	0.49
47:S1:31:ASP:HB2	47:S1:95:ASN:HD22	8.05	0.49
55:S9:84:GLY:O	55:S9:107:ARG:HD3	2.27	0.49
1:1:1045:C:OP1	12:M0:133:GLN:NE2	2.45	0.49
1:1:314:U:H2'	1:1:315:C:C6	2.48	0.49
1:1:358:G:N2	1:1:361:A:OP2	2.41	0.49
1:1:4:U:H2'	1:1:5:G:C8	2.47	0.49
1:1:75:G:H5''	14:M3:58:VAL:CG1	2.42	0.49
1:1:946:U:H2'	1:1:947:G:C8	2.44	0.49
45:2:826:U:H1'	45:2:847:A:C2	2.48	0.49
1:5:112:U:O2'	1:5:113:C:OP2	2.26	0.49

Continued on next page...

Continued from previous page...

Atom-1	Atom-2	Interatomic distance (Å)	Clash overlap (Å)
1:5:1221:A:H3'	1:5:1222:G:H5'	1.94	0.49
26:N5:42:ARG:CZ	1:5:14:U:H1'	101.21	0.49
1:5:1495:U:H2'	1:5:1842:A:C2	2.47	0.49
1:5:18:G:OP2	85:8:222:LLL:H412	2.12	0.49
1:5:2716:U:H2'	1:5:2717:U:H5'	1.93	0.49
55:S9:146:PHE:HZ	45:6:765:G:H1	431.14	0.49
56:C0:1:MET:HG2	56:C0:2:LEU:H	1.77	0.49
45:2:1565:C:OP1	64:C8:41:ARG:HG3	2.12	0.49
66:D0:24:ILE:HG12	66:D0:116:VAL:HG22	4.76	0.49
70:D4:14:SER:HA	70:D4:21:LYS:HA	2.52	0.49
5:L3:361:THR:HG23	5:L3:371:GLN:O	2.13	0.49
5:L3:56:ILE:HD11	5:L3:356:LEU:HD13	3.82	0.49
6:L4:191:LYS:HG3	6:L4:194:TYR:CZ	3.39	0.49
6:L4:89:ALA:O	6:L4:91:GLY:N	2.45	0.49
11:L9:84:LYS:O	11:L9:188:THR:HG23	2.12	0.49
12:M0:40:LYS:HA	12:M0:195:ALA:HB2	2.65	0.49
16:M5:120:TRP:CE3	1:5:269:G:H5'	132.19	0.49
16:M5:28:TRP:CD1	1:5:2515:A:H5''	158.75	0.49
18:M7:48:LEU:HD22	18:M7:88:VAL:HG13	2.86	0.49
18:M7:89:LYS:HA	18:M7:92:GLN:HG2	1.94	0.49
19:M8:144:ARG:HH12	1:5:976:U:C5'	178.02	0.49
19:M8:96:PHE:HD1	19:M8:97:PRO:O	2.61	0.49
7:L5:40:HIS:CE1	22:N1:69:LYS:HA	3.69	0.49
23:N2:41:ILE:HG12	23:N2:79:LEU:HD13	1.95	0.49
27:N6:33:ALA:HB2	27:N6:101:PRO:HB3	1.95	0.49
34:O3:52:VAL:HG21	34:O3:99:ARG:NH1	2.28	0.49
44:Q3:79:VAL:O	44:Q3:82:THR:HG22	2.12	0.49
46:S0:126:PRO:O	46:S0:130:ALA:HB2	2.13	0.49
47:S1:90:GLU:HG2	47:S1:223:PHE:CZ	2.48	0.49
48:S2:53:ILE:HG12	48:S2:72:LEU:HG	1.95	0.49
50:S4:118:GLU:HA	50:S4:121:TYR:HE1	1.77	0.49
55:S9:77:ILE:O	55:S9:81:VAL:HG23	2.48	0.49
79:SM:51:ARG:HG3	79:SM:53:ARG:HG2	1.95	0.49
78:SR:59:ARG:NH1	78:SR:95:ALA:O	2.45	0.49
1:1:118:U:O2	1:1:121:A:H5'	2.12	0.49
1:1:1483:G:C8	1:1:1485:G:C8	3.01	0.49
1:1:2190:U:C4	1:1:2191:U:C4	3.01	0.49
1:1:796:U:H2'	1:1:797:U:H6	1.78	0.49
1:1:815:G:OP2	38:O7:31:LYS:HE3	2.13	0.49
45:2:1319:A:C2	45:2:1320:U:H1'	2.47	0.49
45:2:246:G:C6	45:2:247:A:C6	3.01	0.49

Continued on next page...

Continued from previous page...

Atom-1	Atom-2	Interatomic distance (Å)	Clash overlap (Å)
45:2:874:C:OP1	47:S1:159:SER:OG	2.28	0.49
1:5:1877:U:C5'	1:5:1878:G:H5'	2.42	0.49
1:5:192:C:H2'	1:5:193:C:C6	2.48	0.49
1:5:3094:A:H2'	1:5:3095:U:H6	1.77	0.49
1:5:83:U:H2'	1:5:84:U:O4'	2.12	0.49
45:6:1013:A:H2'	45:6:1014:G:O4'	2.12	0.49
45:6:1417:A:H2'	45:6:1418:G:O4'	2.13	0.49
85:6:2169:LLL:H322	85:6:2169:LLL:H51	1.77	0.49
58:C2:132:GLU:O	58:C2:135:MET:HB3	3.13	0.49
58:C2:61:VAL:HG23	58:C2:91:VAL:HG11	1.93	0.49
59:C3:91:LEU:HB3	59:C3:122:ILE:HG12	1.95	0.49
45:2:1388:A:OP1	63:C7:29:GLN:NE2	2.46	0.49
46:S0:62:ARG:HG2	67:D1:37:ALA:HB3	3.37	0.49
68:D2:95:PRO:HD3	68:D2:130:TYR:CD1	2.66	0.49
73:D7:19:HIS:HB3	73:D7:22:LYS:HD3	3.47	0.49
74:D8:28:VAL:HG12	74:D8:30:VAL:HG13	1.94	0.49
5:L3:279:ASN:OD1	5:L3:345:ASN:ND2	5.77	0.49
5:L3:291:GLU:OE1	5:L3:292:ALA:N	2.29	0.49
6:L4:201:GLN:HG3	6:L4:202:ARG:O	2.12	0.49
8:L6:96:VAL:HG21	8:L6:141:VAL:HG13	4.28	0.49
21:N0:110:MET:HB3	21:N0:121:ILE:HD11	1.95	0.49
22:N1:56:PHE:CZ	22:N1:78:LYS:HD3	2.83	0.49
24:N3:45:ARG:HD3	24:N3:46:LEU:N	2.28	0.49
27:N6:79:ALA:HB1	27:N6:98:ASN:HB3	1.93	0.49
47:S1:28:GLU:OE1	47:S1:50:LYS:HG3	4.61	0.49
54:S8:190:ALA:HB1	54:S8:194:ARG:HH22	5.42	0.49
55:S9:38:ASN:ND2	55:S9:40:LYS:HB3	2.27	0.49
78:SR:171:SER:OG	78:SR:181:TRP:NE1	2.36	0.49
78:SR:183:LEU:HD22	78:SR:186:PHE:HE1	1.78	0.49
78:SR:282:SER:HB2	78:SR:285:ALA:HB3	1.94	0.49
1:1:900:G:H1'	1:1:1589:A:N6	2.28	0.49
1:1:1940:G:OP1	20:M9:75:HIS:ND1	2.46	0.49
1:1:2651:G:C4	1:1:2796:G:C2	3.01	0.49
1:1:3357:U:H2'	1:1:3358:U:C6	2.48	0.49
45:2:1063:U:H3'	45:2:1064:G:H8	1.78	0.49
45:2:1793:G:O2'	45:2:1795:U:OP2	2.29	0.49
1:5:1366:A:C2	1:5:1367:G:C4	3.00	0.49
1:5:1564:U:O4	1:5:1574:C:N4	2.39	0.49
1:5:2309:A:H8	1:5:2309:A:OP1	1.96	0.49
1:5:595:G:C8	1:5:609:G:C6	3.00	0.49
45:6:1619:C:H2'	45:6:1620:C:H6	1.77	0.49

Continued on next page...

Continued from previous page...

Atom-1	Atom-2	Interatomic distance (Å)	Clash overlap (Å)
45:6:321:C:H1'	45:6:322:G:OP1	2.12	0.49
45:6:330:G:H2'	45:6:331:A:O4'	2.13	0.49
52:S6:178:LEU:HD23	45:6:78:A:C2	339.08	0.49
7:L5:269:SER:CB	2:7:1:G:H21	318.23	0.49
57:C1:67:ARG:O	57:C1:127:GLN:HB3	2.27	0.49
61:C5:51:SER:C	61:C5:53:PRO:HD3	4.12	0.49
62:C6:57:LEU:H	62:C6:57:LEU:HD12	3.52	0.49
49:S3:211:PRO:HG3	63:C7:20:TYR:CZ	2.47	0.49
51:S5:82:PHE:CE2	74:D8:49:ARG:HD2	2.62	0.49
4:L2:59:ALA:N	4:L2:76:PHE:O	2.71	0.49
5:L3:216:ASP:CG	5:L3:278:ILE:HG22	2.34	0.49
6:L4:271:LYS:HB2	6:L4:274:TYR:HB3	2.33	0.49
8:L6:53:VAL:H	8:L6:67:GLY:HA2	3.66	0.49
14:M3:75:PHE:O	14:M3:79:GLU:HB2	2.13	0.49
21:N0:99:ARG:O	21:N0:103:VAL:HG23	2.13	0.49
1:1:1085:A:OP1	22:N1:35:LYS:HE3	2.13	0.49
36:O5:9:LEU:HD13	36:O5:54:VAL:HA	1.95	0.49
46:S0:188:LEU:CD1	46:S0:189:VAL:H	2.25	0.49
47:S1:110:LEU:O	47:S1:114:VAL:HG23	2.12	0.49
47:S1:205:PHE:CG	47:S1:206:PRO:HD2	2.47	0.49
47:S1:28:GLU:N	47:S1:48:VAL:O	2.45	0.49
49:S3:195:SER:O	49:S3:196:ARG:HB3	2.59	0.49
54:S8:63:GLY:HA3	54:S8:179:CYS:O	2.13	0.49
78:SR:103:PHE:CE1	78:SR:138:GLY:HA2	2.48	0.49
1:1:1498:A:H2'	1:1:1499:C:C6	2.49	0.48
1:1:188:U:H1'	1:1:208:C:H1'	1.94	0.48
1:1:561:C:H2'	1:1:562:C:C6	2.48	0.48
1:1:718:G:O6	1:1:751:A:H1'	2.12	0.48
45:2:1244:A:O2'	45:2:1245:G:OP1	2.30	0.48
45:2:1758:U:H2'	45:2:1759:C:C6	2.48	0.48
45:2:268:C:O2'	45:2:269:G:H5'	2.12	0.48
45:2:423:G:H4'	45:2:424:C:OP1	2.13	0.48
45:2:96:G:H5'	45:2:460:A:O2'	2.13	0.48
45:2:587:C:C4	45:2:588:U:C4	3.01	0.48
45:2:966:A:H2'	45:2:967:A:C8	2.48	0.48
2:3:59:U:H2'	2:3:60:G:H8	1.78	0.48
3:4:41:A:H61	3:4:103:G:C2'	2.26	0.48
1:5:1404:G:N2	1:5:1407:A:OP2	2.43	0.48
1:5:1578:C:C2'	1:5:1579:C:H5'	2.41	0.48
1:5:160:G:H2'	1:5:161:G:H5''	1.95	0.48
1:5:1794:G:O2'	1:5:1795:U:H5'	2.13	0.48

Continued on next page...

Continued from previous page...

Atom-1	Atom-2	Interatomic distance (Å)	Clash overlap (Å)
1:5:2596:U:H2'	1:5:2597:U:O4'	2.13	0.48
1:5:3174:A:H2'	1:5:3175:U:H5'	1.94	0.48
1:5:824:C:H2'	1:5:825:U:C6	2.48	0.48
1:5:88:A:H2'	1:5:89:A:O4'	2.13	0.48
45:6:189:C:C2'	45:6:190:C:H5'	2.43	0.48
45:6:416:A:H5'	45:6:417:A:N7	2.28	0.48
2:7:72:A:N6	85:7:232:LLL:H312	2.28	0.48
36:O5:78:LYS:NZ	85:8:222:LLL:H212	84.41	0.48
56:C0:31:LYS:HA	56:C0:37:THR:O	2.13	0.48
56:C0:55:VAL:HA	56:C0:69:THR:HG23	1.95	0.48
60:C4:43:THR:OG1	60:C4:46:MET:HG3	2.48	0.48
45:2:1550:A:P	61:C5:42:ARG:HH22	2.36	0.48
61:C5:43:ARG:NH1	45:6:1553:G:O6	398.42	0.48
64:C8:111:ASP:OD1	64:C8:111:ASP:N	2.46	0.48
61:C5:110:GLU:HB2	64:C8:119:ILE:HD11	1.94	0.48
64:C8:14:ILE:O	64:C8:14:ILE:HG23	2.36	0.48
66:D0:118:VAL:HG22	66:D0:119:ALA:CA	2.42	0.48
68:D2:82:LYS:HE3	45:6:748:U:OP1	360.15	0.48
1:1:2948:C:O2'	5:L3:242:THR:HG22	2.13	0.48
7:L5:236:LEU:HA	7:L5:239:ILE:HG13	2.65	0.48
11:L9:86:TYR:CG	11:L9:151:VAL:HG13	3.58	0.48
12:M0:44:ASP:HB3	12:M0:185:ARG:NH1	2.25	0.48
14:M3:158:ALA:HA	29:N8:97:GLU:HA	1.94	0.48
15:M4:120:VAL:O	15:M4:124:ARG:HG3	2.13	0.48
18:M7:23:ARG:HA	18:M7:143:PRO:HB3	1.95	0.48
18:M7:38:GLY:H	18:M7:114:VAL:HG13	2.05	0.48
20:M9:163:ARG:HD3	45:6:813:U:C2	303.38	0.48
7:L5:41:LYS:HG2	22:N1:69:LYS:O	2.13	0.48
23:N2:20:SER:OG	23:N2:21:SER:N	2.53	0.48
36:O5:101:THR:HG22	36:O5:104:GLN:HB2	3.13	0.48
46:S0:74:VAL:HG22	46:S0:96:THR:HG23	2.22	0.48
47:S1:160:HIS:O	47:S1:164:ILE:HG13	2.48	0.48
47:S1:88:VAL:CG1	47:S1:96:LEU:HD23	2.42	0.48
48:S2:41:LEU:HD11	48:S2:56:ILE:HG21	3.90	0.48
49:S3:113:LEU:HD13	49:S3:114:ALA:H	1.77	0.48
49:S3:138:VAL:HA	49:S3:183:GLY:O	2.13	0.48
49:S3:106:LYS:HG3	49:S3:175:VAL:HG23	2.28	0.48
50:S4:104:ASP:OD1	50:S4:110:ALA:HB2	2.13	0.48
52:S6:142:ARG:HG2	52:S6:148:SER:O	2.13	0.48
52:S6:199:GLN:HG2	52:S6:202:ARG:HH12	1.78	0.48
78:SR:278:PHE:HD1	78:SR:286:GLU:HG3	3.84	0.48

Continued on next page...

Continued from previous page...

Atom-1	Atom-2	Interatomic distance (Å)	Clash overlap (Å)
1:1:1317:A:H3'	1:1:1317:A:OP2	2.12	0.48
1:1:1655:G:H1'	1:1:1800:A:N6	2.28	0.48
1:1:77:A:O2'	16:M5:176:LYS:NZ	2.44	0.48
1:1:842:G:H2'	1:1:843:A:H8	1.78	0.48
45:2:1266:U:H2'	45:2:1267:G:H8	1.78	0.48
1:1:2125:A:H4'	45:2:1657:U:O2	2.13	0.48
45:2:1756:A:O2'	45:2:1757:G:O5'	2.30	0.48
45:2:484:C:N4	45:2:503:G:H22	2.11	0.48
1:5:1557:A:N7	1:5:1559:A:N6	2.61	0.48
1:5:3044:G:O2'	1:5:3045:G:H5'	2.13	0.48
1:5:314:U:H2'	1:5:315:C:C6	2.48	0.48
1:5:699:A:H8	1:5:699:A:H5''	1.77	0.48
1:5:847:A:H2'	1:5:848:A:C8	2.49	0.48
54:S8:5:ARG:NH1	45:6:332:U:O2'	298.46	0.48
45:6:436:A:H5''	45:6:437:A:OP1	2.13	0.48
45:6:53:G:H2'	45:6:54:C:O4'	2.13	0.48
2:7:36:C:H2'	2:7:37:G:C8	2.48	0.48
45:2:862:A:H3'	59:C3:16:ILE:HG21	1.95	0.48
62:C6:109:PHE:O	62:C6:113:ASP:N	2.85	0.48
63:C7:77:GLU:HA	63:C7:80:ARG:HB2	3.82	0.48
64:C8:36:LYS:O	64:C8:102:ALA:N	2.68	0.48
65:C9:23:GLN:HA	65:C9:55:TYR:CE1	2.48	0.48
74:D8:32:PHE:CE2	74:D8:40:ILE:HD13	6.98	0.48
4:L2:109:GLU:HG3	45:6:922:G:H4'	242.99	0.48
6:L4:44:LYS:O	6:L4:47:ARG:HD3	2.20	0.48
2:3:121:U:OP2	7:L5:265:TYR:OH	2.30	0.48
7:L5:280:GLU:N	7:L5:280:GLU:OE2	4.53	0.48
9:L7:173:LEU:HB3	9:L7:178:ILE:HB	2.37	0.48
16:M5:98:LEU:HD23	16:M5:128:LYS:HD2	5.27	0.48
19:M8:26:LEU:O	19:M8:30:VAL:HG23	2.18	0.48
9:L7:92:ILE:HD11	19:M8:4:ASP:N	2.27	0.48
26:N5:67:ILE:HD12	26:N5:121:LYS:HG3	2.52	0.48
29:N8:77:LYS:C	29:N8:79:TRP:H	2.31	0.48
31:O0:25:LEU:HD23	31:O0:90:VAL:HG13	1.94	0.48
36:O5:45:LYS:O	36:O5:49:LYS:HG2	4.73	0.48
39:O8:36:LYS:HD2	39:O8:37:PRO:HD2	4.25	0.48
40:O9:31:THR:O	40:O9:32:ASN:HB2	2.13	0.48
51:S5:89:ILE:HD12	51:S5:90:ILE:N	4.69	0.48
78:SR:123:ILE:HD11	78:SR:156:VAL:HG23	2.79	0.48
1:1:1588:A:C4	40:O9:4:GLN:HG2	2.48	0.48
1:1:2094:C:H2'	1:1:2095:G:C8	2.47	0.48

Continued on next page...

Continued from previous page...

Atom-1	Atom-2	Interatomic distance (Å)	Clash overlap (Å)
1:1:993:G:C5	1:1:2637:A:C2	3.02	0.48
1:1:1894:U:O2'	1:1:3054:U:OP1	2.25	0.48
1:1:3132:C:H2'	1:1:3133:C:C6	2.48	0.48
1:1:3317:U:H6	85:1:3997:LLL:H62	1.76	0.48
1:1:3375:A:H5''	1:1:3378:C:H5	1.78	0.48
1:1:677:A:H4'	1:1:678:G:O5'	2.13	0.48
45:2:1160:A:H2'	45:2:1161:C:C6	2.48	0.48
45:2:1273:G:N7	45:2:1430:U:H3'	2.28	0.48
45:2:1433:G:H2'	45:2:1434:U:H6	1.77	0.48
45:2:544:A:H5''	45:2:545:A:OP2	2.13	0.48
45:2:989:U:H2'	45:2:990:C:C6	2.48	0.48
2:3:48:U:O4	7:L5:58:LYS:HE3	2.13	0.48
1:5:1223:A:N1	1:5:1287:A:O2'	2.36	0.48
26:N5:111:ASN:HD22	1:5:1523:U:H1'	101.55	0.48
1:5:1564:U:H3	1:5:1575:A:H62	1.61	0.48
1:5:2267:C:O2'	1:5:2268:U:H5'	2.14	0.48
1:5:2406:C:H2'	1:5:2407:C:C6	2.48	0.48
1:5:2419:A:H2'	1:5:2420:C:C6	2.48	0.48
61:C5:122:THR:CG2	45:6:1558:U:H3	366.84	0.48
56:C0:1:MET:HG2	56:C0:2:LEU:N	2.28	0.48
57:C1:2:SER:HB2	57:C1:81:HIS:CD2	2.48	0.48
63:C7:95:ARG:HA	63:C7:96:SER:HA	4.26	0.48
64:C8:41:ARG:CD	65:C9:46:PRO:HD3	2.43	0.48
73:D7:58:SER:OG	73:D7:59:CYS:N	3.05	0.48
5:L3:283:TYR:HB2	5:L3:323:MET:HG2	1.95	0.48
6:L4:290:ILE:HG12	19:M8:35:PHE:CD2	2.48	0.48
6:L4:304:GLN:HB3	6:L4:306:THR:O	2.13	0.48
7:L5:152:ARG:HB2	7:L5:152:ARG:HH11	4.51	0.48
7:L5:261:THR:H	7:L5:264:GLN:HB2	2.61	0.48
16:M5:22:LEU:O	16:M5:26:ARG:HG3	3.28	0.48
18:M7:22:LEU:HD12	18:M7:146:ILE:HG13	2.19	0.48
1:1:744:A:H4'	19:M8:142:GLY:O	2.13	0.48
22:N1:112:ASN:HA	22:N1:115:LYS:HE3	1.96	0.48
26:N5:34:LEU:HD13	26:N5:35:PRO:O	2.13	0.48
27:N6:3:LYS:HB3	1:5:213:A:H1'	77.45	0.48
28:N7:104:PRO:O	28:N7:108:GLU:HG3	2.12	0.48
32:O1:74:ARG:HH21	32:O1:109:VAL:HG21	2.25	0.48
32:O1:51:LEU:HD23	32:O1:93:VAL:HB	1.95	0.48
36:O5:17:LEU:HB3	36:O5:58:ILE:HG12	2.41	0.48
36:O5:85:THR:HB	36:O5:88:LEU:HG	1.96	0.48
38:O7:39:TYR:CD2	38:O7:40:PRO:HA	2.48	0.48

Continued on next page...

Continued from previous page...

Atom-1	Atom-2	Interatomic distance (Å)	Clash overlap (Å)
46:S0:71:GLU:O	46:S0:96:THR:HG22	2.17	0.48
47:S1:81:PHE:CE1	47:S1:109:LYS:HE2	2.73	0.48
47:S1:67:GLU:HG3	47:S1:85:LYS:HG3	2.95	0.48
49:S3:113:LEU:HD11	49:S3:117:ARG:CD	2.43	0.48
50:S4:129:VAL:HG11	50:S4:155:LYS:HA	3.01	0.48
51:S5:108:LEU:HD21	62:C6:44:LEU:HD11	1.94	0.48
52:S6:169:TYR:CE2	52:S6:171:LYS:HE3	8.06	0.48
53:S7:129:LEU:HD22	53:S7:169:PHE:CD1	2.49	0.48
54:S8:10:LYS:HG3	45:6:323:A:OP2	286.09	0.48
55:S9:31:ALA:HA	55:S9:36:LEU:HD12	1.94	0.48
78:SR:39:ASP:O	78:SR:40:LYS:HE3	2.13	0.48
78:SR:5:GLU:HA	78:SR:318:ALA:H	4.46	0.48
1:1:1593:A:N3	1:1:1615:C:O2'	2.39	0.48
1:1:3209:A:OP2	21:N0:161:LYS:HD2	2.14	0.48
1:1:3275:U:H5'	34:O3:68:TRP:HZ2	1.78	0.48
1:1:3294:A:H2'	1:1:3295:A:O4'	2.13	0.48
1:1:559:A:OP1	1:1:559:A:H4'	2.13	0.48
1:1:359:U:H4'	1:1:817:A:N6	2.28	0.48
1:1:887:G:H2'	1:1:888:A:C8	2.48	0.48
45:2:1439:C:O5'	45:2:1439:C:H6	1.96	0.48
45:2:743:U:OP1	53:S7:108:GLN:N	2.38	0.48
45:2:940:A:H2'	45:2:941:A:C8	2.48	0.48
1:5:1497:C:H2'	1:5:1498:A:H8	1.78	0.48
1:5:437:G:OP1	1:5:437:G:H4'	2.13	0.48
19:M8:141:ARG:NH1	1:5:743:C:N3	180.62	0.48
45:6:275:C:H42	45:6:281:G:H1	1.60	0.48
45:6:699:U:H2'	45:6:700:C:C6	2.48	0.48
60:C4:35:GLY:HA3	45:6:919:A:H5'	268.64	0.48
57:C1:80:MET:HB3	57:C1:83:THR:HG23	1.94	0.48
68:D2:5:SER:HB3	68:D2:8:ALA:HB3	2.23	0.48
69:D3:118:PRO:O	69:D3:120:VAL:HG23	2.13	0.48
73:D7:21:LEU:HD22	73:D7:26:GLN:NE2	4.63	0.48
77:E1:147:VAL:HG12	77:E1:148:TYR:CG	2.48	0.48
4:L2:187:HIS:ND1	4:L2:190:ARG:NH1	5.02	0.48
1:1:2947:G:N3	5:L3:250:ALA:HB1	2.28	0.48
8:L6:40:LEU:HB3	8:L6:84:VAL:CG2	2.43	0.48
10:L8:75:ILE:HG22	10:L8:76:ALA:H	1.78	0.48
12:M0:89:VAL:HG22	12:M0:136:PHE:CE1	2.54	0.48
15:M4:115:PHE:O	15:M4:119:GLN:HG3	2.14	0.48
19:M8:99:THR:HB	19:M8:100:THR:H	1.80	0.48
22:N1:63:VAL:O	22:N1:75:ILE:HG22	2.14	0.48

Continued on next page...

Continued from previous page...

Atom-1	Atom-2	Interatomic distance (Å)	Clash overlap (Å)
26:N5:105:VAL:HG13	26:N5:130:TYR:CD2	2.48	0.48
31:O0:44:ILE:HG12	31:O0:89:VAL:HG23	3.66	0.48
32:O1:58:ALA:O	32:O1:61:LYS:NZ	6.81	0.48
33:O2:4:LEU:HD12	33:O2:5:PRO:HD3	1.96	0.48
43:Q2:13:LYS:O	43:Q2:15:LYS:HG2	2.13	0.48
46:S0:180:GLU:O	46:S0:184:LEU:HG	2.13	0.48
50:S4:112:HIS:NE2	50:S4:237:SER:O	2.84	0.48
51:S5:148:ARG:HE	74:D8:22:ARG:NH2	3.97	0.48
52:S6:28:PHE:CE1	52:S6:104:PRO:HG3	2.48	0.48
53:S7:23:ALA:O	53:S7:27:LEU:HG	2.12	0.48
64:C8:129:TRP:O	79:SM:68:ARG:HB2	2.14	0.48
78:SR:166:SER:HA	78:SR:184:ASN:HD21	1.78	0.48
78:SR:225:LEU:O	78:SR:228:LYS:HG3	2.13	0.48
1:1:1497:C:O2'	1:1:1602:A:N3	2.44	0.48
1:1:24:G:H5''	38:O7:58:THR:HG22	1.96	0.48
1:1:2541:U:H1'	1:1:2542:U:OP2	2.14	0.48
1:1:3351:U:H5''	1:1:3352:U:OP1	2.12	0.48
1:1:715:A:H4'	1:1:716:A:OP1	2.13	0.48
45:2:1234:A:OP2	45:2:1245:G:O2'	2.32	0.48
45:2:1591:C:H2'	45:2:1592:A:C8	2.48	0.48
45:2:1650:U:H2'	45:2:1651:A:C8	2.48	0.48
45:2:271:A:H5'	45:2:272:U:OP2	2.14	0.48
45:2:65:A:H2	45:2:67:A:N7	2.11	0.48
45:2:918:U:H2'	45:2:919:A:C8	2.49	0.48
1:5:1021:G:H22	1:5:1032:C:H1'	1.78	0.48
1:5:144:A:H2'	1:5:145:G:O4'	2.14	0.48
1:5:158:G:H2'	1:5:159:A:C8	2.48	0.48
1:5:1784:G:H2'	1:5:1785:U:O4'	2.13	0.48
6:L4:221:ASN:HB2	1:5:211:A:OP2	80.69	0.48
1:5:2767:U:H2'	1:5:2768:U:C6	2.49	0.48
1:5:2794:G:O2'	1:5:2795:U:OP2	2.32	0.48
1:5:32:U:H2'	1:5:33:G:O4'	2.14	0.48
1:5:374:A:N3	1:5:376:G:H5''	2.28	0.48
1:5:85:A:O2'	85:5:4155:LLL:H221	2.14	0.48
45:6:1374:C:H2'	45:6:1375:A:C8	2.49	0.48
45:6:273:G:O5'	45:6:273:G:H8	1.95	0.48
45:6:923:A:O2'	45:6:924:A:H5'	2.13	0.48
45:6:987:G:H5''	45:6:988:A:OP1	2.12	0.48
62:C6:39:VAL:O	62:C6:41:PRO:HD3	2.14	0.48
65:C9:61:VAL:HG21	65:C9:104:VAL:HG11	2.19	0.48
66:D0:20:ILE:O	66:D0:118:VAL:HG21	2.12	0.48

Continued on next page...

Continued from previous page...

Atom-1	Atom-2	Interatomic distance (Å)	Clash overlap (Å)
72:D6:30:ILE:HG12	72:D6:35:ALA:HB2	4.42	0.48
4:L2:180:LEU:HD23	4:L2:180:LEU:HA	2.57	0.48
4:L2:68:LYS:HG2	4:L2:69:TYR:N	2.89	0.48
5:L3:89:VAL:HG22	5:L3:195:ALA:HB1	2.43	0.48
5:L3:56:ILE:HD13	5:L3:76:VAL:HG21	1.96	0.48
1:1:1385:C:OP2	6:L4:202:ARG:HD2	2.14	0.48
9:L7:59:GLU:O	9:L7:63:ILE:HG13	2.14	0.48
10:L8:105:LYS:O	10:L8:109:LEU:N	2.45	0.48
10:L8:94:PHE:CE1	10:L8:150:LEU:HD12	2.47	0.48
12:M0:46:PHE:HB3	12:M0:140:THR:CA	3.01	0.48
13:M1:12:LEU:HD23	13:M1:133:ARG:NH1	5.38	0.48
17:M6:124:LEU:HD12	17:M6:124:LEU:HA	1.83	0.48
20:M9:38:ARG:HA	20:M9:41:ILE:HG22	1.95	0.48
22:N1:102:ARG:O	22:N1:105:PHE:HB3	2.36	0.48
23:N2:28:PHE:CE1	23:N2:83:TYR:HE2	2.76	0.48
24:N3:31:ALA:HB2	24:N3:69:LEU:HD23	1.95	0.48
27:N6:55:GLU:OE2	27:N6:69:LYS:NZ	2.46	0.48
1:1:2738:A:H5'	30:N9:36:ASP:OD1	2.12	0.48
1:1:1086:C:H1'	30:N9:47:LEU:HD21	1.95	0.48
35:O4:46:ASP:HB3	35:O4:84:CYS:SG	2.53	0.48
46:S0:106:SER:O	46:S0:115:PHE:HD2	2.10	0.48
47:S1:48:VAL:HG21	47:S1:61:LEU:HD22	3.15	0.48
49:S3:221:SER:OG	49:S3:222:VAL:N	4.19	0.48
49:S3:32:GLU:N	49:S3:32:GLU:OE1	3.26	0.48
52:S6:69:LEU:HD13	52:S6:73:ILE:HG21	6.18	0.48
53:S7:30:SER:HB2	53:S7:34:LEU:HD12	3.01	0.48
45:2:400:A:O5'	54:S8:25:ARG:HD3	2.13	0.48
78:SR:289:ALA:HA	78:SR:305:TYR:HA	2.11	0.48
1:1:1176:C:H2'	1:1:1177:G:H21	1.78	0.48
1:1:1393:A:N3	1:1:1419:A:O2'	2.42	0.48
1:1:1821:U:N3	35:O4:67:LYS:HD2	2.27	0.48
1:1:2289:U:H2'	1:1:2290:C:C6	2.49	0.48
1:1:950:G:N7	1:1:1367:G:C6	2.81	0.48
45:2:417:A:H4'	45:2:418:G:O5'	2.13	0.48
45:2:911:U:OP1	45:2:913:G:N2	2.47	0.48
45:2:980:G:H4'	45:2:1776:A:H4'	1.96	0.48
1:5:2249:G:C8	1:5:2249:G:H3'	2.49	0.48
1:5:3245:A:C2	1:5:3246:G:C2	3.01	0.48
45:6:1018:U:O4	45:6:1019:A:N6	2.47	0.48
45:6:1714:A:H2'	45:6:1715:G:O4'	2.14	0.48
72:D6:5:ARG:NH1	45:6:1796:C:OP2	339.31	0.48

Continued on next page...

Continued from previous page...

Atom-1	Atom-2	Interatomic distance (Å)	Clash overlap (Å)
45:6:277:U:O2'	45:6:278:U:OP2	2.29	0.48
45:6:811:A:N3	45:6:858:G:H1'	2.28	0.48
62:C6:32:ASN:HA	62:C6:68:ARG:HD2	1.95	0.48
63:C7:4:VAL:HG22	45:6:1402:G:H5'	399.93	0.48
66:D0:55:PRO:HB3	66:D0:91:ILE:HG12	1.95	0.48
46:S0:184:LEU:HD12	67:D1:45:ALA:HB2	3.82	0.48
68:D2:69:LEU:HD11	68:D2:72:CYS:HB3	2.28	0.48
5:L3:47:LEU:HG	5:L3:335:ILE:HD11	1.94	0.48
5:L3:60:LEU:HD11	5:L3:62:ARG:HB2	1.94	0.48
6:L4:31:ARG:HB3	6:L4:34:ILE:HG13	2.26	0.48
10:L8:181:LYS:HG2	3:8:154:C:H5''	147.37	0.48
1:1:2549:G:C2	10:L8:35:GLY:HA2	2.49	0.48
11:L9:169:ASN:O	11:L9:170:LYS:HE3	2.13	0.48
12:M0:50:VAL:HG21	12:M0:148:VAL:HG11	3.60	0.48
12:M0:170:LYS:HD2	12:M0:176:LEU:N	3.52	0.48
13:M1:85:LYS:HA	13:M1:89:TYR:CE2	2.48	0.48
17:M6:111:PRO:O	17:M6:112:TYR:CD2	2.67	0.48
6:L4:302:ALA:HB2	19:M8:39:ARG:HH22	1.78	0.48
35:O4:22:VAL:HG12	1:5:1668:G:H4'	156.84	0.48
49:S3:202:LEU:O	49:S3:204:ASP:N	3.16	0.48
50:S4:176:ASP:HB2	50:S4:179:LYS:NZ	2.29	0.48
51:S5:190:ILE:O	51:S5:194:LEU:HB2	2.41	0.48
51:S5:90:ILE:HA	51:S5:90:ILE:HD13	2.17	0.48
55:S9:76:LEU:O	55:S9:80:LEU:HB2	2.14	0.48
1:1:1079:A:H4'	7:L5:140:ARG:O	2.13	0.48
1:1:1307:G:OP1	17:M6:59:ARG:NH1	2.46	0.48
1:1:1742:U:N3	1:1:1743:G:N7	2.62	0.48
1:1:2567:C:H42	1:1:2574:G:H1	1.62	0.48
45:2:241:U:H5''	45:2:242:U:OP2	2.14	0.48
1:5:1261:G:H5''	1:5:1262:G:OP1	2.13	0.48
1:5:2352:A:H2'	1:5:2353:G:C8	2.49	0.48
1:5:2716:U:C2'	1:5:2717:U:H5'	2.44	0.48
1:5:408:A:N6	3:8:15:G:H1'	2.28	0.48
1:5:873:C:H4'	1:5:874:U:OP2	2.13	0.48
56:C0:12:HIS:HD2	56:C0:76:LEU:HB3	1.79	0.48
57:C1:136:ARG:HE	45:6:304:U:P	311.00	0.48
51:S5:37:GLN:NE2	62:C6:53:LEU:HD22	3.13	0.48
62:C6:77:GLN:O	62:C6:81:ILE:HG23	2.12	0.48
61:C5:125:PRO:HG3	64:C8:129:TRP:CH2	2.73	0.48
67:D1:39:VAL:HG12	67:D1:45:ALA:HA	1.96	0.48
73:D7:37:CYS:O	73:D7:39:GLY:N	2.65	0.48

Continued on next page...

Continued from previous page...

Atom-1	Atom-2	Interatomic distance (Å)	Clash overlap (Å)
73:D7:81:ARG:O	73:D7:82:LYS:HB2	2.15	0.48
4:L2:19:HIS:ND1	4:L2:190:ARG:O	2.31	0.48
4:L2:48:ILE:HD11	44:Q3:63:THR:HG22	1.96	0.48
5:L3:336:VAL:HG12	5:L3:338:LEU:HD12	2.70	0.48
8:L6:96:VAL:HG22	8:L6:144:ALA:HB1	1.95	0.48
11:L9:102:ASN:O	11:L9:113:GLU:N	2.47	0.48
13:M1:7:ASN:N	13:M1:7:ASN:OD1	3.16	0.48
1:1:9:U:P	16:M5:41:ARG:HH21	2.37	0.48
16:M5:87:GLN:HE21	1:5:2609:A:H1'	170.04	0.48
17:M6:14:HIS:O	17:M6:41:LEU:HD12	2.13	0.48
21:N0:110:MET:CB	21:N0:121:ILE:HD11	2.44	0.48
25:N4:23:ARG:HG2	25:N4:24:GLY:N	2.40	0.48
26:N5:132:ALA:O	26:N5:135:ILE:HG22	2.14	0.48
28:N7:5:LEU:O	28:N7:6:LYS:HG2	2.13	0.48
32:O1:61:LYS:HG3	32:O1:62:ARG:HG2	3.82	0.48
46:S0:55:GLU:HG2	67:D1:79:LEU:HD23	1.94	0.48
47:S1:175:GLU:HG2	47:S1:193:ILE:HD12	3.67	0.48
47:S1:205:PHE:HB3	47:S1:207:LEU:CD1	2.43	0.48
48:S2:35:TRP:CD1	48:S2:35:TRP:C	2.86	0.48
48:S2:53:ILE:O	48:S2:56:ILE:N	2.47	0.48
48:S2:58:LEU:HD12	48:S2:59:HIS:CE1	2.48	0.48
50:S4:192:ILE:HD13	50:S4:238:LEU:HD22	3.05	0.48
1:1:1230:G:H1	1:1:1279:C:N4	2.11	0.48
1:1:1481:A:H2'	1:1:1481:A:N3	2.29	0.48
1:1:1570:U:O2	1:1:1571:A:H1'	2.14	0.48
1:1:1703:U:H1'	1:1:1743:G:N2	2.28	0.48
1:1:1733:G:H2'	1:1:1734:G:C8	2.49	0.48
1:1:1912:U:N3	1:1:2122:G:OP2	2.45	0.48
1:1:650:C:H6	1:1:650:C:O5'	1.96	0.48
45:2:1491:U:H4'	45:2:1492:A:OP1	2.13	0.48
45:2:1530:C:H2'	45:2:1531:G:O4'	2.14	0.48
45:2:541:A:HO2'	45:2:542:A:C5'	2.27	0.48
45:2:886:U:O2	60:C4:123:SER:N	2.32	0.48
45:2:90:C:H2'	45:2:91:G:H8	1.79	0.48
1:5:3352:U:H4'	1:5:3353:G:H5'	1.94	0.48
1:5:601:U:H2'	1:5:602:A:O4'	2.13	0.48
29:N8:117:ARG:NH2	1:5:718:G:OP1	159.51	0.48
1:5:731:U:H2'	1:5:732:C:H6	1.79	0.48
45:6:1158:C:H42	45:6:1163:A:H61	1.60	0.48
55:S9:72:GLU:OE2	45:6:761:G:H4'	396.86	0.48
45:6:81:G:H2'	45:6:82:U:O4'	2.13	0.48

Continued on next page...

Continued from previous page...

Atom-1	Atom-2	Interatomic distance (Å)	Clash overlap (Å)
64:C8:3:LEU:O	64:C8:5:VAL:HG22	3.75	0.48
45:2:1252:C:O4'	77:E1:133:ALA:HB2	2.14	0.48
2:3:46:A:P	7:L5:158:ARG:HH11	2.37	0.48
7:L5:287:ALA:O	7:L5:290:ILE:HG12	2.14	0.48
12:M0:51:HIS:ND1	12:M0:134:ILE:HD13	2.29	0.48
14:M3:50:PRO:O	14:M3:51:LEU:HB2	2.14	0.48
15:M4:119:GLN:O	15:M4:123:LEU:HD12	2.40	0.48
19:M8:147:ARG:HB3	19:M8:150:VAL:HG12	1.94	0.48
19:M8:79:LYS:HE2	1:5:729:C:O2'	182.28	0.48
21:N0:93:GLU:OE1	21:N0:137:ARG:HB2	2.40	0.48
12:M0:169:LYS:NZ	22:N1:158:THR:O	4.80	0.48
22:N1:51:GLY:HA3	22:N1:92:ARG:HG3	3.00	0.48
23:N2:18:ASP:H	23:N2:104:ARG:HA	1.79	0.48
24:N3:30:GLY:HA3	24:N3:66:LYS:HD2	1.96	0.48
32:O1:44:MET:CE	32:O1:77:ARG:HB2	3.59	0.48
38:O7:63:ARG:HD3	38:O7:65:ARG:HD3	1.96	0.48
38:O7:14:LYS:NZ	40:O9:51:ILE:HD11	4.19	0.48
47:S1:171:ILE:HD12	47:S1:197:ILE:HD13	1.95	0.48
49:S3:11:LEU:HD13	66:D0:29:THR:HG23	3.69	0.48
49:S3:134:CYS:HA	49:S3:187:LYS:O	2.14	0.48
49:S3:162:GLN:HG3	45:6:1333:C:C4'	425.96	0.48
52:S6:22:HIS:HA	52:S6:25:ARG:HH11	1.78	0.48
52:S6:7:TYR:HD2	52:S6:8:PRO:HD2	1.79	0.48
52:S6:75:LEU:O	52:S6:94:ARG:HA	2.41	0.48
53:S7:110:GLN:HG2	45:6:811:A:C5	338.31	0.48
53:S7:49:ILE:HD12	53:S7:172:VAL:HA	1.98	0.48
54:S8:192:TYR:O	54:S8:196:LEU:HB2	2.13	0.48
54:S8:62:THR:OG1	54:S8:62:THR:O	3.12	0.48
1:1:1523:U:OP2	1:1:1604:G:O2'	2.30	0.48
1:1:1547:G:OP1	16:M5:108:ARG:NH2	2.47	0.48
1:1:2242:A:H5''	4:L2:244:GLY:HA3	1.96	0.48
1:1:2733:A:H2'	1:1:2734:A:C8	2.48	0.48
1:1:2991:A:O2'	1:1:3308:C:N4	2.44	0.48
1:1:2993:G:H2'	1:1:3142:A:N6	2.29	0.48
1:1:3181:C:H2'	1:1:3182:G:C8	2.48	0.48
1:1:3296:A:H2'	1:1:3297:U:H6	1.79	0.48
1:1:374:A:HO2'	1:1:376:G:H8	1.58	0.48
1:1:496:C:H2'	1:1:497:C:O4'	2.14	0.48
45:2:1479:A:H2'	45:2:1480:G:H8	1.79	0.48
45:2:1737:G:O6	85:2:2044:LLL:H32	2.14	0.48
45:2:339:C:OP2	54:S8:10:LYS:NZ	2.37	0.48

Continued on next page...

Continued from previous page...

Atom-1	Atom-2	Interatomic distance (Å)	Clash overlap (Å)
45:2:525:A:H2'	45:2:526:A:H8	1.78	0.48
45:2:734:A:H4'	45:2:735:C:H5'	1.96	0.48
45:2:765:G:C2'	55:S9:149:ARG:HH12	2.26	0.48
39:O8:2:ALA:HA	1:5:1747:G:H21	141.70	0.48
1:5:1921:A:H2'	1:5:1922:A:H8	1.79	0.48
1:5:242:C:O2'	1:5:243:G:H5'	2.14	0.48
1:5:3049:A:H2'	1:5:3050:U:O4'	2.13	0.48
1:5:440:A:C2	1:5:441:U:H1'	2.48	0.48
65:C9:117:SER:CB	65:C9:123:ARG:HD2	5.43	0.48
66:D0:57:ARG:HG3	66:D0:89:ARG:CZ	2.64	0.48
11:L9:36:LYS:HE3	11:L9:152:GLU:OE2	2.14	0.48
11:L9:20:ILE:HG12	11:L9:25:VAL:HG13	2.24	0.48
12:M0:19:LYS:HA	12:M0:23:ASN:HD22	2.80	0.48
13:M1:133:ARG:HB2	13:M1:152:HIS:CD2	2.49	0.48
13:M1:133:ARG:HB2	13:M1:152:HIS:HE2	1.78	0.48
14:M3:70:ARG:HH12	1:5:76:G:P	87.12	0.48
16:M5:180:PHE:CD2	16:M5:180:PHE:N	3.09	0.48
24:N3:96:GLU:OE1	25:N4:24:GLY:N	2.47	0.48
28:N7:83:THR:HG23	28:N7:85:TYR:H	1.79	0.48
32:O1:35:GLU:OE2	32:O1:38:LYS:HD3	2.76	0.48
32:O1:80:ASN:HA	32:O1:90:PHE:CE2	5.43	0.48
36:O5:68:GLN:O	36:O5:71:LYS:HB2	2.14	0.48
41:Q0:99:CYS:HB3	41:Q0:115:CYS:HB3	1.99	0.48
47:S1:61:LEU:C	47:S1:63:GLY:H	2.14	0.48
50:S4:129:VAL:HG12	50:S4:156:VAL:HG22	1.95	0.48
51:S5:225:ARG:NH2	74:D8:58:GLU:HB2	5.33	0.48
52:S6:132:ARG:O	52:S6:133:LEU:HD12	3.42	0.48
53:S7:96:ARG:NH1	53:S7:128:ASP:OD2	2.40	0.48
53:S7:50:ASP:HA	53:S7:56:LYS:HG2	2.96	0.48
55:S9:133:HIS:C	55:S9:134:ILE:HG13	2.34	0.48
55:S9:70:LEU:O	55:S9:74:ASN:ND2	2.30	0.48
55:S9:86:LEU:CD1	55:S9:99:LEU:HD11	3.76	0.48
79:SM:24:GLU:O	79:SM:25:ILE:HD12	2.13	0.48
78:SR:70:ASP:HB3	78:SR:112:SER:HA	1.96	0.48
1:1:1631:C:H5''	1:1:1632:A:H5''	1.96	0.48
1:1:1666:G:H2'	1:1:1667:A:C8	2.49	0.48
1:1:1823:A:H2'	1:1:1824:U:C6	2.49	0.48
1:1:2117:A:H2'	1:1:2118:C:O4'	2.14	0.48
1:1:2131:A:N6	44:Q3:18:TYR:HA	2.29	0.48
1:1:2225:U:H2'	1:1:2226:U:H6	1.77	0.48
1:1:3160:U:H2'	1:1:3161:C:H6	1.78	0.48

Continued on next page...

Continued from previous page...

Atom-1	Atom-2	Interatomic distance (Å)	Clash overlap (Å)
1:1:955:U:H2'	1:1:956:U:C6	2.49	0.48
1:1:964:G:OP2	1:1:1115:G:N1	2.37	0.48
45:2:1078:C:H2'	45:2:1079:U:C6	2.48	0.48
45:2:1396:U:H2'	45:2:1397:U:C6	2.48	0.48
45:2:678:A:O5'	45:2:678:A:H8	1.97	0.48
45:2:74:U:C1'	45:2:75:U:H5'	2.24	0.48
45:2:903:U:O2'	45:2:905:A:N7	2.33	0.48
45:2:995:A:H2'	45:2:996:U:O4'	2.14	0.48
1:5:2192:C:O2'	1:5:2312:A:N1	2.37	0.48
1:5:3393:U:H2'	1:5:3394:U:H6	1.77	0.48
45:6:1068:C:H2'	45:6:1069:A:C8	2.47	0.48
45:6:256:A:H2'	45:6:257:A:O4'	2.14	0.48
2:7:26:C:H2'	2:7:27:A:O4'	2.14	0.48
45:2:246:G:N3	57:C1:40:LEU:HD13	2.28	0.48
59:C3:23:PRO:HG2	59:C3:26:PHE:HB2	2.22	0.48
66:D0:72:ASN:HD22	66:D0:74:GLU:H	5.09	0.48
66:D0:50:LEU:HD13	66:D0:95:ALA:HB2	5.20	0.48
53:S7:142:TYR:O	68:D2:49:GLU:HB2	2.42	0.48
7:L5:148:ILE:HD12	7:L5:159:VAL:HG11	3.30	0.48
10:L8:101:THR:HG23	10:L8:104:GLU:H	1.78	0.48
11:L9:101:VAL:HG22	11:L9:114:VAL:HG22	1.96	0.48
12:M0:31:ILE:HD11	12:M0:89:VAL:HG21	2.34	0.48
17:M6:185:ALA:O	17:M6:188:SER:HB3	2.13	0.48
17:M6:65:ASN:HD22	17:M6:68:ARG:HD2	3.41	0.48
21:N0:26:ARG:HD3	22:N1:150:THR:HG22	4.90	0.48
22:N1:82:ASN:HB2	30:N9:20:GLY:HA3	5.85	0.48
23:N2:50:LEU:H	23:N2:50:LEU:HD23	2.00	0.48
19:M8:173:GLU:OE2	29:N8:49:HIS:ND1	2.46	0.48
31:O0:42:ILE:HG22	31:O0:91:SER:HA	1.96	0.48
33:O2:111:ARG:CZ	33:O2:115:LEU:HD21	2.65	0.48
35:O4:82:ALA:O	35:O4:85:VAL:HG22	5.57	0.48
47:S1:128:LYS:HG3	47:S1:134:VAL:HG22	2.40	0.48
47:S1:142:PHE:O	47:S1:208:GLN:N	2.47	0.48
49:S3:105:MET:HB3	49:S3:184:ILE:HG21	3.15	0.48
50:S4:106:LYS:HD2	50:S4:108:ARG:NH1	2.28	0.48
50:S4:178:GLY:CA	50:S4:195:ILE:HB	3.77	0.48
51:S5:143:ARG:NH1	51:S5:218:GLU:OE1	2.47	0.48
51:S5:63:GLN:H	51:S5:89:ILE:HG23	1.79	0.48
52:S6:32:ILE:HD11	52:S6:54:GLY:HA2	1.96	0.48
53:S7:103:SER:N	53:S7:106:SER:O	5.72	0.48
54:S8:110:ARG:NH1	54:S8:160:PHE:O	4.25	0.48

Continued on next page...

Continued from previous page...

Atom-1	Atom-2	Interatomic distance (Å)	Clash overlap (Å)
54:S8:166:TYR:O	54:S8:184:LEU:HB2	2.28	0.48
1:1:1070:U:C4	1:1:1071:U:C4	3.02	0.47
1:1:2208:A:H5''	1:1:2209:U:N3	2.29	0.47
1:1:3252:G:H2'	1:1:3253:G:C8	2.49	0.47
1:1:936:A:OP1	29:N8:28:HIS:ND1	2.47	0.47
45:2:22:A:H2'	45:2:23:G:C8	2.49	0.47
2:3:84:A:H2'	2:3:85:G:C8	2.49	0.47
3:4:125:U:H3'	3:4:126:A:C8	2.49	0.47
12:M0:194:GLY:HA3	1:5:1010:G:H21	337.25	0.47
1:5:1280:C:H2'	1:5:1281:G:O4'	2.13	0.47
1:5:2304:C:C5	1:5:2305:G:C6	3.02	0.47
1:5:2342:U:H2'	1:5:2343:C:H6	1.79	0.47
1:5:2771:U:O2'	1:5:2772:C:O4'	2.13	0.47
1:5:707:U:H1'	1:5:754:G:O2'	2.14	0.47
45:6:1165:G:C6	45:6:1166:A:C6	3.02	0.47
45:6:1347:U:O2	45:6:1516:A:H5'	2.14	0.47
45:6:1575:G:H2'	45:6:1576:A:C8	2.49	0.47
45:6:27:U:H2'	45:6:28:A:H8	1.78	0.47
45:6:350:U:H5''	45:6:352:A:H5'	1.96	0.47
45:6:696:C:O3'	45:6:697:C:H6	1.97	0.47
57:C1:58:CYS:HA	57:C1:112:SER:HB2	1.95	0.47
57:C1:7:VAL:HG12	57:C1:8:GLN:HG2	6.10	0.47
58:C2:123:VAL:HG12	58:C2:126:TRP:HB3	1.95	0.47
60:C4:24:ASN:O	60:C4:25:ASP:HB2	2.14	0.47
60:C4:99:GLN:O	60:C4:102:LEU:N	2.42	0.47
62:C6:110:THR:HA	62:C6:113:ASP:HB2	2.44	0.47
63:C7:53:TYR:O	63:C7:56:HIS:N	2.47	0.47
65:C9:70:GLN:NE2	65:C9:119:LYS:HB2	2.37	0.47
66:D0:72:ASN:HD22	66:D0:73:GLY:N	4.66	0.47
72:D6:41:ILE:HG22	72:D6:68:TYR:CD1	2.49	0.47
72:D6:85:ARG:HH11	45:6:1153:G:H5''	345.43	0.47
74:D8:42:ARG:NH2	74:D8:58:GLU:OE1	2.43	0.47
69:D3:68:ILE:HD12	76:E0:10:ARG:NH2	2.29	0.47
77:E1:86:THR:OG1	77:E1:88:PRO:HD2	6.41	0.47
4:L2:225:ILE:HG21	4:L2:234:LYS:HA	1.96	0.47
7:L5:108:ARG:CZ	7:L5:253:PHE:HB2	2.44	0.47
10:L8:56:VAL:O	10:L8:60:ARG:HG3	2.84	0.47
1:1:3186:A:O2'	11:L9:42:ASP:HA	2.14	0.47
13:M1:138:VAL:HG13	13:M1:141:ARG:HH21	1.79	0.47
16:M5:136:ASP:OD2	16:M5:138:GLN:HG2	2.14	0.47
27:N6:43:TYR:HA	27:N6:125:LYS:HB2	1.95	0.47

Continued on next page...

Continued from previous page...

Atom-1	Atom-2	Interatomic distance (Å)	Clash overlap (Å)
29:N8:127:ALA:O	29:N8:148:ILE:HG12	2.14	0.47
1:1:964:G:O2'	29:N8:41:HIS:NE2	2.45	0.47
29:N8:56:VAL:HG13	29:N8:57:GLY:N	2.29	0.47
38:O7:31:LYS:O	38:O7:33:THR:HG22	2.14	0.47
44:Q3:87:ARG:O	44:Q3:91:GLU:HG2	2.14	0.47
46:S0:17:LEU:HD21	46:S0:176:LEU:HD11	2.89	0.47
49:S3:145:ALA:HB3	79:SM:101:ASP:OD2	3.35	0.47
51:S5:72:HIS:HE2	62:C6:75:VAL:HG11	1.78	0.47
45:2:138:A:O2'	52:S6:149:LYS:NZ	2.47	0.47
53:S7:154:LEU:HD21	53:S7:183:PHE:CD1	3.31	0.47
54:S8:138:ASN:OD1	54:S8:138:ASN:N	2.47	0.47
55:S9:114:TYR:HB2	55:S9:125:ALA:HB2	1.96	0.47
78:SR:192:PHE:HD1	78:SR:223:TRP:CE3	2.68	0.47
1:1:126:U:H2'	1:1:127:G:O4'	2.13	0.47
1:1:1725:C:H2'	1:1:1726:C:C6	2.49	0.47
1:1:1693:C:O2'	1:1:1772:U:O2'	2.23	0.47
1:1:1878:G:O2'	1:1:1879:A:H5'	2.14	0.47
1:1:2341:A:OP2	5:L3:247:ARG:NH2	2.48	0.47
1:1:2389:C:H1'	18:M7:69:ARG:NH1	2.29	0.47
1:1:2592:G:H4'	1:1:2594:C:C2	2.49	0.47
1:1:2623:G:N2	1:1:2644:C:N3	2.54	0.47
1:1:3377:G:O2'	5:L3:313:HIS:NE2	2.37	0.47
45:2:1055:U:H3	45:2:1064:G:H1	1.62	0.47
45:2:1338:C:H1'	45:2:1410:A:C4	2.50	0.47
45:2:253:A:H2'	45:2:254:A:H8	1.79	0.47
2:3:92:A:C5	2:3:93:C:H1'	2.49	0.47
1:5:1071:U:O2'	1:5:1072:G:OP2	2.27	0.47
1:5:2134:G:C2	1:5:2135:U:C6	3.02	0.47
1:5:245:U:H2'	1:5:246:U:H6	1.79	0.47
1:5:407:A:OP2	3:8:15:G:N2	2.35	0.47
54:S8:58:LEU:HD21	45:6:1676:U:H5''	270.19	0.47
45:6:570:A:O2'	45:6:573:C:N4	2.47	0.47
21:N0:40:ARG:NH1	2:7:97:A:OP1	290.36	0.47
59:C3:100:LYS:O	59:C3:104:ARG:HD3	5.02	0.47
62:C6:22:VAL:HG21	62:C6:88:GLY:HA3	1.95	0.47
66:D0:24:ILE:HG23	66:D0:116:VAL:HG22	5.42	0.47
72:D6:46:GLU:HG2	72:D6:47:ALA:CB	5.40	0.47
60:C4:92:LYS:NZ	72:D6:69:ASN:HB2	2.29	0.47
5:L3:44:THR:OG1	5:L3:182:GLN:O	2.64	0.47
5:L3:278:ILE:HD12	5:L3:279:ASN:ND2	3.71	0.47
11:L9:49:ASN:HD21	11:L9:51:GLN:HG2	1.79	0.47

Continued on next page...

Continued from previous page...

Atom-1	Atom-2	Interatomic distance (Å)	Clash overlap (Å)
15:M4:103:ILE:O	15:M4:107:GLU:HG3	2.14	0.47
19:M8:63:SER:O	19:M8:67:ILE:HG13	2.25	0.47
20:M9:175:GLN:HA	20:M9:178:ALA:HB3	1.96	0.47
21:N0:26:ARG:NH1	22:N1:150:THR:HG21	3.23	0.47
14:M3:156:ALA:HB2	29:N8:90:TYR:HE1	2.77	0.47
31:O0:31:VAL:HG13	31:O0:59:TYR:CE2	2.48	0.47
46:S0:162:CYS:HB3	46:S0:173:ILE:HG13	1.96	0.47
48:S2:109:GLY:O	48:S2:138:PRO:HA	2.38	0.47
50:S4:259:GLN:C	50:S4:261:LEU:HA	5.60	0.47
51:S5:165:LEU:O	51:S5:169:ASN:ND2	2.46	0.47
78:SR:129:LYS:HA	78:SR:151:VAL:HG23	2.15	0.47
78:SR:170:ILE:HD13	78:SR:211:ILE:HG12	2.10	0.47
78:SR:50:ASP:OD2	78:SR:53:LYS:NZ	2.47	0.47
1:1:1833:G:OP1	40:O9:10:LYS:NZ	2.31	0.47
1:1:1863:G:N1	1:1:1866:C:OP2	2.45	0.47
1:1:2174:G:OP2	4:L2:18:SER:OG	2.23	0.47
1:1:2577:C:OP1	85:1:4002:LLL:N61	2.47	0.47
1:1:27:C:O2	1:1:327:A:H2	1.97	0.47
1:1:2916:U:H5	1:1:2935:U:HO2'	1.60	0.47
1:1:3170:A:N6	1:1:3280:U:H3	2.09	0.47
1:1:355:A:H2'	1:1:356:C:O4'	2.14	0.47
1:1:592:A:H5'	8:L6:17:ALA:O	2.15	0.47
1:1:619:A:H5'	1:1:620:U:O4'	2.15	0.47
1:1:712:G:H2'	1:1:713:U:C6	2.49	0.47
45:2:1172:G:H2'	45:2:1173:C:C6	2.49	0.47
45:2:1537:C:H4'	45:2:1538:U:C5	2.49	0.47
45:2:1537:C:H4'	45:2:1538:U:H5	1.79	0.47
45:2:736:C:H42	45:2:737:A:H62	1.61	0.47
2:3:28:C:O3'	13:M1:135:GLY:HA2	2.15	0.47
31:O0:84:LEU:HD13	1:5:1715:A:C5	257.64	0.47
4:L2:233:GLN:CG	1:5:2607:G:H5'	192.08	0.47
1:5:3386:G:H2'	1:5:3387:U:H6	1.79	0.47
45:6:1435:G:H4'	45:6:1436:A:H5'	1.95	0.47
45:6:1528:U:H2'	45:6:1529:C:C6	2.49	0.47
45:6:195:G:H2'	45:6:196:G:H5'	1.96	0.47
45:6:460:A:H5'	45:6:461:G:OP2	2.14	0.47
76:E0:57:ASN:ND2	45:6:588:U:O2	413.57	0.47
3:8:104:A:C8	3:8:105:A:C8	3.02	0.47
57:C1:3:THR:H	57:C1:81:HIS:HD2	1.62	0.47
58:C2:133:LEU:HD12	58:C2:133:LEU:H	2.36	0.47
60:C4:131:GLY:O	60:C4:133:ARG:N	3.29	0.47

Continued on next page...

Continued from previous page...

Atom-1	Atom-2	Interatomic distance (Å)	Clash overlap (Å)
62:C6:113:ASP:CG	62:C6:115:THR:H	2.17	0.47
62:C6:52:LEU:HA	62:C6:60:PHE:CZ	2.49	0.47
64:C8:145:ARG:NE	64:C8:145:ARG:HA	2.83	0.47
67:D1:38:LYS:NZ	67:D1:49:GLU:HG3	3.39	0.47
68:D2:36:LYS:HB3	68:D2:110:ILE:HD12	2.65	0.47
7:L5:144:VAL:O	7:L5:173:VAL:HA	2.33	0.47
8:L6:22:ARG:HD3	1:5:608:A:C5	243.55	0.47
9:L7:175:LYS:HD3	9:L7:176:TYR:CZ	2.49	0.47
1:1:1334:U:H5''	9:L7:206:LYS:HB3	1.97	0.47
10:L8:238:LEU:HB3	10:L8:242:ALA:HB3	2.91	0.47
14:M3:35:ARG:NH1	1:5:685:G:OP2	83.95	0.47
15:M4:17:VAL:HG21	15:M4:74:ARG:HG3	1.96	0.47
16:M5:41:ARG:HH21	1:5:9:U:P	123.94	0.47
16:M5:38:ARG:HE	16:M5:60:VAL:HG13	1.78	0.47
19:M8:152:HIS:ND1	19:M8:162:ALA:O	2.79	0.47
28:N7:51:LEU:HD12	28:N7:65:ARG:HD2	4.57	0.47
16:M5:6:TYR:CZ	37:O6:40:VAL:HG22	2.49	0.47
37:O6:53:TYR:O	37:O6:57:LEU:HD23	2.14	0.47
39:O8:56:ILE:HG21	39:O8:62:ALA:HB2	2.66	0.47
42:Q1:4:LYS:HG2	42:Q1:5:TRP:CZ3	2.50	0.47
46:S0:169:SER:O	46:S0:173:ILE:HG12	2.70	0.47
46:S0:69:ASN:HB3	46:S0:71:GLU:OE2	2.14	0.47
47:S1:43:VAL:HG11	47:S1:68:VAL:HG21	4.19	0.47
47:S1:89:ASP:HB3	47:S1:223:PHE:CE2	2.49	0.47
55:S9:17:ARG:O	55:S9:23:ARG:NH2	2.48	0.47
55:S9:37:LYS:HA	76:E0:33:ARG:HA	1.96	0.47
78:SR:79:TYR:HB3	78:SR:91:LEU:HD11	2.34	0.47
1:1:1470:U:H2'	1:1:1471:U:C6	2.50	0.47
1:1:2282:U:O2	1:1:2310:U:H4'	2.15	0.47
1:1:3024:A:H3'	1:1:3025:C:C6	2.50	0.47
1:1:3095:U:H2'	1:1:3096:C:C6	2.49	0.47
1:1:3156:U:O2'	1:1:3157:U:H5''	2.14	0.47
1:1:3393:U:H2'	1:1:3394:U:C6	2.49	0.47
1:1:651:G:C6	1:1:652:G:C6	3.02	0.47
45:2:1489:U:O2'	45:2:1490:C:OP1	2.25	0.47
45:2:800:U:H2'	45:2:801:G:H8	1.78	0.47
2:3:43:U:OP1	13:M1:137:ARG:NE	2.44	0.47
3:4:70:G:H1	85:4:224:LLL:H312	1.78	0.47
1:5:1119:C:OP1	85:5:4174:LLL:H311	2.14	0.47
27:N6:60:ARG:NH1	1:5:200:C:OP1	87.00	0.47
1:5:3334:U:O2'	1:5:3368:U:O2	2.29	0.47

Continued on next page...

Continued from previous page...

Atom-1	Atom-2	Interatomic distance (Å)	Clash overlap (Å)
1:5:848:A:H2'	1:5:849:C:O4'	2.15	0.47
45:6:1303:U:OP2	87:6:2226:HOH:O	2.20	0.47
45:6:1670:G:O5'	45:6:1670:G:H8	1.97	0.47
45:2:1228:G:OP2	58:C2:119:SER:HB3	2.14	0.47
60:C4:24:ASN:H	60:C4:55:SER:HB3	1.79	0.47
66:D0:39:SER:HA	66:D0:42:VAL:HG12	1.96	0.47
5:L3:187:SER:O	5:L3:190:GLU:N	2.47	0.47
5:L3:152:LYS:HG2	5:L3:189:SER:HA	2.48	0.47
5:L3:238:LEU:HD11	5:L3:250:ALA:HB2	2.98	0.47
5:L3:252:ILE:HG22	1:5:2394:G:H5'	216.31	0.47
6:L4:207:VAL:HB	6:L4:227:THR:HG22	1.96	0.47
6:L4:327:LEU:HA	9:L7:166:ASN:ND2	2.29	0.47
7:L5:111:GLN:HA	7:L5:116:ASP:HB2	1.96	0.47
7:L5:179:ARG:HA	7:L5:179:ARG:HD3	2.29	0.47
7:L5:261:THR:OG1	7:L5:264:GLN:HG3	2.15	0.47
10:L8:76:ALA:O	10:L8:79:GLN:NE2	2.92	0.47
11:L9:90:MET:HE2	11:L9:179:ILE:HG22	1.96	0.47
17:M6:78:ARG:HD2	17:M6:78:ARG:HA	2.63	0.47
1:1:2730:G:H4'	19:M8:184:PHE:CD1	2.50	0.47
26:N5:131:ASP:HB3	26:N5:134:ASP:HB2	1.95	0.47
33:O2:33:ARG:NH1	1:5:944:C:H4'	162.28	0.47
35:O4:42:PRO:HB2	35:O4:51:LEU:HD21	1.97	0.47
39:O8:11:PHE:O	39:O8:15:THR:HG23	2.14	0.47
46:S0:77:SER:HB2	46:S0:124:THR:HG21	1.97	0.47
46:S0:51:GLY:O	46:S0:55:GLU:HG3	4.94	0.47
46:S0:88:LYS:HG2	46:S0:201:LEU:HG	1.97	0.47
50:S4:54:TYR:O	70:D4:22:GLN:NE2	3.66	0.47
53:S7:129:LEU:HD13	53:S7:169:PHE:HB3	2.56	0.47
54:S8:61:GLU:HG3	54:S8:62:THR:HG23	1.96	0.47
1:1:1368:U:H5'	33:O2:43:ARG:NH1	2.30	0.47
1:1:1617:G:H2'	1:1:1618:G:O4'	2.15	0.47
1:1:2193:U:H5''	1:1:2194:G:H5'	1.96	0.47
1:1:2284:C:N4	1:1:2308:C:OP2	2.48	0.47
1:1:2812:C:H2'	1:1:2813:A:C8	2.50	0.47
1:1:2898:G:P	11:L9:173:ARG:HH22	2.37	0.47
45:2:1685:G:N3	45:2:1717:G:N1	2.62	0.47
45:2:463:U:O2'	45:2:527:A:N6	2.47	0.47
45:2:545:A:H4'	45:2:546:U:OP1	2.14	0.47
45:2:702:G:O2'	45:2:703:G:H8	1.97	0.47
1:5:160:G:H1	1:5:261:U:H3	1.61	0.47
23:N2:85:LYS:HG2	1:5:1682:U:C5	150.55	0.47

Continued on next page...

Continued from previous page...

Atom-1	Atom-2	Interatomic distance (Å)	Clash overlap (Å)
1:5:1907:C:N4	1:5:2336:U:O4'	2.47	0.47
1:5:899:U:O4	85:5:4156:LLL:H32	2.15	0.47
1:5:443:G:OP1	1:5:443:G:H4'	2.14	0.47
30:N9:32:LEU:HD12	1:5:749:C:H5''	200.77	0.47
45:6:162:A:H2'	45:6:163:G:C8	2.49	0.47
54:S8:5:ARG:NH2	45:6:334:G:O6	303.08	0.47
54:S8:23:LYS:HG3	45:6:386:G:OP1	310.98	0.47
57:C1:82:ARG:O	57:C1:110:HIS:ND1	4.53	0.47
61:C5:34:VAL:O	61:C5:42:ARG:HG2	2.16	0.47
62:C6:125:GLU:HG2	62:C6:126:PRO:HD2	1.97	0.47
70:D4:20:ARG:HB3	70:D4:76:TYR:CD2	2.60	0.47
71:D5:57:TYR:CZ	71:D5:68:ARG:HG2	4.85	0.47
77:E1:92:LYS:O	77:E1:93:HIS:CG	3.90	0.47
4:L2:241:ARG:NH1	4:L2:241:ARG:HB3	2.30	0.47
5:L3:114:VAL:O	5:L3:117:ARG:N	2.78	0.47
6:L4:291:ASN:O	6:L4:296:GLN:HG2	2.15	0.47
7:L5:187:THR:HG22	7:L5:189:GLU:HB2	3.57	0.47
8:L6:42:LEU:HD23	8:L6:84:VAL:HG23	1.96	0.47
12:M0:213:PHE:N	12:M0:214:PRO:HD3	2.29	0.47
14:M3:140:SER:HG	14:M3:143:ALA:H	1.68	0.47
15:M4:37:GLU:HG2	15:M4:38:ILE:H	1.80	0.47
20:M9:101:VAL:HG22	20:M9:104:ARG:HH12	2.85	0.47
23:N2:76:LEU:O	23:N2:80:THR:HG23	2.14	0.47
6:L4:220:ARG:NH1	27:N6:4:GLN:OE1	2.48	0.47
28:N7:100:THR:HA	28:N7:106:GLN:HB3	2.23	0.47
28:N7:95:VAL:HG11	28:N7:110:ALA:HA	3.01	0.47
1:1:1639:C:N4	28:N7:17:ARG:HB2	2.30	0.47
28:N7:87:LEU:HD13	28:N7:127:ASN:CG	2.66	0.47
31:O0:55:GLU:O	31:O0:59:TYR:HB2	2.71	0.47
1:1:1162:U:H4'	33:O2:57:TYR:CD1	2.49	0.47
33:O2:61:LYS:HD3	1:5:1339:C:OP1	193.82	0.47
43:Q2:65:THR:OG1	43:Q2:87:ARG:NH1	3.33	0.47
47:S1:109:LYS:O	47:S1:113:MET:HG3	2.14	0.47
48:S2:152:HIS:HD2	48:S2:152:HIS:H	1.62	0.47
48:S2:153:SER:HA	48:S2:195:ASP:O	2.15	0.47
49:S3:20:GLU:OE2	49:S3:76:ARG:NH2	3.78	0.47
50:S4:136:VAL:HG11	50:S4:148:ARG:NH2	2.29	0.47
50:S4:187:ARG:O	50:S4:187:ARG:HD3	2.15	0.47
51:S5:36:ALA:O	51:S5:37:GLN:HG3	4.53	0.47
55:S9:3:ARG:HG2	45:6:462:G:OP1	371.48	0.47
55:S9:86:LEU:HG	55:S9:87:SER:H	1.79	0.47

Continued on next page...

Continued from previous page...

Atom-1	Atom-2	Interatomic distance (Å)	Clash overlap (Å)
78:SR:208:GLY:O	78:SR:225:LEU:HD23	2.14	0.47
1:1:1069:C:H2'	1:1:1070:U:C6	2.50	0.47
1:1:2801:A:O2'	1:1:2802:A:H2'	2.15	0.47
1:1:3295:A:OP1	5:L3:119:TYR:HE1	1.97	0.47
1:1:370:U:H4'	1:1:404:G:H5''	1.95	0.47
45:2:1068:C:H2'	45:2:1069:A:H8	1.79	0.47
45:2:1370:U:O2'	45:2:1371:A:OP1	2.32	0.47
45:2:226:A:H2'	45:2:227:U:H5'	1.96	0.47
2:3:11:A:N1	2:3:67:G:O2'	2.43	0.47
1:5:1237:G:H22	1:5:1251:A:H2	1.60	0.47
1:5:1904:C:N4	1:5:1905:G:C6	2.82	0.47
1:5:2229:A:H2'	1:5:2230:C:H6	1.78	0.47
1:5:2405:C:O2	1:5:2819:A:N1	2.48	0.47
25:N4:61:LYS:NZ	1:5:3369:G:OP2	219.91	0.47
1:5:3145:C:OP2	85:5:4178:LLL:H312	2.14	0.47
1:5:575:G:H2'	1:5:576:C:H6	1.80	0.47
1:5:979:U:C2	1:5:980:A:C6	3.02	0.47
45:6:1091:A:H4'	45:6:1092:A:O4'	2.14	0.47
45:6:1408:G:H2'	45:6:1409:G:O4'	2.14	0.47
45:6:194:U:H2'	45:6:194:U:O2	2.15	0.47
45:6:224:C:N3	45:6:837:G:N2	2.43	0.47
45:6:902:G:H2'	45:6:903:U:C6	2.50	0.47
56:C0:32:HIS:CD2	56:C0:33:GLU:N	4.26	0.47
57:C1:8:GLN:OE1	57:C1:14:GLN:N	2.53	0.47
58:C2:63:VAL:HG11	58:C2:94:ALA:HB2	3.02	0.47
59:C3:127:ARG:O	59:C3:131:THR:HB	3.26	0.47
66:D0:82:TYR:HB3	75:D9:52:PHE:HB3	2.12	0.47
71:D5:55:PRO:HG3	71:D5:88:ILE:HG23	7.61	0.47
60:C4:99:GLN:NE2	72:D6:44:ILE:O	2.43	0.47
75:D9:22:ARG:HD2	75:D9:38:ILE:HD11	1.95	0.47
77:E1:121:CYS:SG	77:E1:122:SER:N	2.87	0.47
77:E1:133:ALA:O	77:E1:139:LEU:HD13	5.50	0.47
77:E1:88:PRO:HA	77:E1:89:LYS:HA	5.04	0.47
5:L3:129:ALA:O	1:5:3150:A:H5'	212.23	0.47
5:L3:162:VAL:O	5:L3:178:LEU:HD12	2.14	0.47
5:L3:21:ARG:HG3	1:5:2991:A:OP1	210.58	0.47
5:L3:347:SER:HB2	5:L3:350:ALA:HB3	1.96	0.47
1:1:1384:U:P	6:L4:202:ARG:HD3	2.55	0.47
6:L4:99:MET:HE3	6:L4:103:THR:H	2.49	0.47
7:L5:205:SER:OG	7:L5:206:GLN:N	2.85	0.47
7:L5:285:ARG:NH1	2:7:62:U:O3'	341.01	0.47

Continued on next page...

Continued from previous page...

Atom-1	Atom-2	Interatomic distance (Å)	Clash overlap (Å)
7:L5:34:LYS:HA	22:N1:27:LEU:HD11	1.97	0.47
8:L6:65:ILE:HD13	8:L6:65:ILE:HA	4.66	0.47
12:M0:43:VAL:HG21	12:M0:197:VAL:HG13	1.95	0.47
14:M3:122:LYS:HA	36:O5:119:LYS:HE3	9.89	0.47
14:M3:76:THR:HA	14:M3:98:ASP:O	2.77	0.47
19:M8:34:THR:HG22	19:M8:49:LEU:HD11	2.22	0.47
20:M9:74:ARG:HG2	20:M9:74:ARG:HH11	4.11	0.47
22:N1:57:TYR:CD1	22:N1:89:LEU:HD21	2.49	0.47
26:N5:139:ILE:HD11	26:N5:141:TYR:HE2	1.78	0.47
26:N5:56:ARG:O	26:N5:57:LEU:HB2	4.16	0.47
26:N5:58:ASP:OD1	36:O5:25:LYS:NZ	2.36	0.47
28:N7:26:VAL:HG11	28:N7:96:VAL:HB	1.97	0.47
35:O4:95:ILE:O	35:O4:99:LYS:HG3	2.78	0.47
37:O6:55:ARG:O	37:O6:58:ILE:HG12	2.14	0.47
39:O8:42:LYS:HG2	39:O8:55:VAL:HG13	4.61	0.47
44:Q3:84:ARG:O	44:Q3:88:GLU:HG2	2.14	0.47
46:S0:166:GLY:HA2	46:S0:170:ILE:HD11	1.96	0.47
47:S1:129:THR:HB	47:S1:180:THR:HA	1.95	0.47
47:S1:27:LYS:HD2	47:S1:47:LEU:HD22	2.26	0.47
47:S1:51:SER:HA	47:S1:57:ALA:H	1.79	0.47
48:S2:148:LEU:O	67:D1:4:ASP:HB2	2.13	0.47
48:S2:152:HIS:CG	48:S2:153:SER:H	2.33	0.47
50:S4:195:ILE:HG22	50:S4:196:VAL:N	3.51	0.47
53:S7:132:PRO:HG3	53:S7:161:GLN:HG3	1.97	0.47
53:S7:30:SER:HB2	53:S7:34:LEU:CB	2.45	0.47
78:SR:83:ALA:HA	78:SR:89:LEU:HD23	2.38	0.47
1:1:1361:U:H2'	1:1:1362:G:C8	2.49	0.47
1:1:2400:G:H5''	1:1:2401:A:OP2	2.14	0.47
1:1:321:C:H5''	16:M5:150:TRP:CE3	2.50	0.47
1:1:3364:C:H2'	1:1:3365:U:C6	2.48	0.47
1:1:719:U:H5''	1:1:719:U:C6	2.49	0.47
45:2:1084:A:H2'	45:2:1085:G:O4'	2.15	0.47
45:2:1108:G:N1	69:D3:22:ASN:OD1	2.48	0.47
45:2:1504:G:O3'	65:C9:41:SER:HB3	2.15	0.47
1:1:2256:A:C6	45:2:1756:A:H8	2.26	0.47
45:2:825:U:H3	45:2:847:A:H61	1.63	0.47
31:O0:53:LYS:HZ1	1:5:2552:C:H5	241.00	0.47
11:L9:171:ASP:HA	1:5:2899:C:C5	322.76	0.47
1:5:3285:C:N4	1:5:3286:G:N7	2.61	0.47
45:6:206:A:H1'	45:6:262:U:C2	2.50	0.47
45:6:107:C:N4	45:6:307:G:H1	2.12	0.47

Continued on next page...

Continued from previous page...

Atom-1	Atom-2	Interatomic distance (Å)	Clash overlap (Å)
45:6:333:A:C6	45:6:334:G:C6	3.02	0.47
45:6:476:U:H5''	45:6:477:A:O4'	2.14	0.47
45:6:675:U:H2'	45:6:676:G:H8	1.79	0.47
45:6:926:A:OP1	45:6:1016:C:O2'	2.24	0.47
59:C3:61:THR:HB	45:6:959:U:O2	348.71	0.47
62:C6:93:HIS:HA	62:C6:97:VAL:CG1	2.44	0.47
63:C7:84:TYR:O	63:C7:86:PRO:HD3	2.15	0.47
69:D3:126:LYS:HB3	69:D3:131:SER:H	1.79	0.47
76:E0:36:LYS:HZ3	45:6:593:U:H5	413.30	0.47
4:L2:225:ILE:HD13	4:L2:233:GLN:O	4.20	0.47
4:L2:53:GLY:O	4:L2:192:LYS:NZ	2.48	0.47
5:L3:114:VAL:HG13	5:L3:163:HIS:CD2	2.75	0.47
6:L4:141:ARG:HB2	6:L4:176:SER:HB3	1.97	0.47
1:1:1080:A:H5'	7:L5:139:PRO:HB3	1.96	0.47
2:3:1:G:H1'	7:L5:266:ALA:HA	1.96	0.47
9:L7:121:LYS:O	9:L7:121:LYS:HD3	2.14	0.47
12:M0:48:LEU:HB3	12:M0:140:THR:O	2.32	0.47
16:M5:178:HIS:CD2	16:M5:179:LYS:N	3.61	0.47
16:M5:49:ARG:HG2	16:M5:49:ARG:HH21	5.64	0.47
17:M6:14:HIS:NE2	17:M6:124:LEU:HD13	2.30	0.47
20:M9:28:GLU:HG3	20:M9:49:THR:HG22	4.40	0.47
21:N0:42:TRP:CD2	21:N0:53:LYS:HB3	4.50	0.47
26:N5:105:VAL:HA	26:N5:130:TYR:CE2	2.49	0.47
35:O4:74:ARG:CZ	35:O4:82:ALA:HB2	2.45	0.47
36:O5:10:ARG:HG3	36:O5:57:VAL:HG13	1.96	0.47
48:S2:185:LYS:O	48:S2:189:GLN:HG3	2.14	0.47
49:S3:143:ARG:HA	79:SM:109:GLY:HA3	5.06	0.47
49:S3:177:MET:HG3	49:S3:178:ARG:NH1	10.73	0.47
49:S3:172:THR:HA	49:S3:184:ILE:O	2.15	0.47
49:S3:132:LYS:HE3	49:S3:192:PRO:HD2	1.95	0.47
49:S3:75:LYS:HB3	56:C0:22:VAL:CB	4.51	0.47
51:S5:121:ILE:HB	51:S5:129:PRO:HB3	1.97	0.47
51:S5:41:LYS:HB3	51:S5:41:LYS:HE2	4.41	0.47
53:S7:129:LEU:HD22	53:S7:169:PHE:HD1	1.80	0.47
54:S8:104:ILE:HD12	54:S8:109:PHE:HE1	1.79	0.47
54:S8:73:SER:O	54:S8:74:LYS:HD2	4.09	0.47
55:S9:30:LEU:HD23	55:S9:30:LEU:HA	1.73	0.47
55:S9:65:LYS:HA	55:S9:70:LEU:HD11	2.65	0.47
78:SR:195:HIS:CE1	78:SR:221:MET:HG3	2.50	0.47
1:1:1219:C:O2'	1:1:1286:A:N1	2.48	0.47
1:1:1306:G:C6	17:M6:62:THR:HA	2.49	0.47

Continued on next page...

Continued from previous page...

Atom-1	Atom-2	Interatomic distance (Å)	Clash overlap (Å)
1:1:1482:A:H4'	1:1:1483:G:OP2	2.14	0.47
1:1:1680:G:H2'	1:1:1681:U:H6	1.80	0.47
1:1:1909:A:N7	87:1:4205:HOH:O	2.35	0.47
1:1:2896:A:H8	1:1:2896:A:H5''	1.80	0.47
45:2:1017:U:H2'	45:2:1018:U:C6	2.49	0.47
45:2:1454:G:N2	45:2:1455:G:H1'	2.29	0.47
45:2:1488:G:H5'	45:2:1489:U:OP1	2.14	0.47
3:4:83:C:H1'	3:4:85:G:H21	1.78	0.47
1:5:1524:A:O2'	1:5:1526:U:OP2	2.22	0.47
1:5:2096:A:HO2'	1:5:2097:U:P	2.37	0.47
1:5:213:A:N6	1:5:227:G:O2'	2.48	0.47
27:N6:4:GLN:HB2	1:5:229:G:H5''	69.35	0.47
1:5:2503:G:H2'	1:5:2504:U:H6	1.80	0.47
1:5:250:U:C3'	1:5:251:G:H5'	2.43	0.47
16:M5:47:LYS:NZ	1:5:268:A:H5''	117.59	0.47
1:5:404:G:O2'	1:5:1417:G:H5'	2.15	0.47
45:6:1346:A:H4'	45:6:1347:U:O5'	2.15	0.47
45:6:1708:U:H2'	45:6:1709:C:C6	2.50	0.47
45:6:237:C:C2	45:6:834:G:H1'	2.49	0.47
57:C1:131:ILE:HA	57:C1:131:ILE:HD13	1.69	0.47
60:C4:31:THR:HA	60:C4:38:THR:HA	1.96	0.47
68:D2:31:SER:OG	68:D2:33:VAL:N	2.47	0.47
69:D3:103:LEU:HD13	69:D3:126:LYS:HD3	1.96	0.47
72:D6:74:CYS:O	72:D6:75:VAL:HG12	2.15	0.47
72:D6:84:VAL:HG23	72:D6:85:ARG:HG3	1.96	0.47
68:D2:24:GLN:NE2	73:D7:4:VAL:HA	2.51	0.47
77:E1:121:CYS:H	77:E1:130:VAL:CG1	4.14	0.47
5:L3:49:TYR:OH	5:L3:166:ILE:HD12	2.14	0.47
1:1:3047:U:O2'	5:L3:53:MET:HE3	2.14	0.47
7:L5:95:TRP:HZ3	7:L5:156:GLY:O	8.33	0.47
11:L9:26:LYS:HB2	11:L9:35:THR:HG22	1.97	0.47
13:M1:36:VAL:HG21	13:M1:123:PHE:HD2	1.89	0.47
14:M3:70:ARG:HD2	14:M3:71:ALA:O	5.00	0.47
1:1:3180:A:C4	17:M6:114:LYS:HA	2.49	0.47
17:M6:119:VAL:HG22	17:M6:124:LEU:HD11	2.42	0.47
19:M8:120:GLU:OE2	19:M8:130:ARG:NH2	2.25	0.47
19:M8:81:VAL:HG13	19:M8:101:VAL:HG22	1.97	0.47
9:L7:77:VAL:HG22	22:N1:139:ARG:HG3	1.96	0.47
5:L3:67:PHE:CZ	24:N3:88:ARG:HB2	2.81	0.47
26:N5:57:LEU:HD22	26:N5:62:VAL:HG22	4.18	0.47
32:O1:19:ARG:HD3	32:O1:35:GLU:CG	2.56	0.47

Continued on next page...

Continued from previous page...

Atom-1	Atom-2	Interatomic distance (Å)	Clash overlap (Å)
34:O3:88:ASN:H	1:5:429:U:H4'	216.36	0.47
47:S1:106:THR:O	47:S1:110:LEU:HD12	2.14	0.47
45:2:884:A:H4'	47:S1:124:ASN:ND2	2.29	0.47
49:S3:175:VAL:O	49:S3:181:VAL:HA	2.41	0.47
50:S4:71:LYS:O	50:S4:90:ILE:HA	2.56	0.47
52:S6:3:LEU:O	52:S6:15:THR:HA	2.42	0.47
52:S6:214:LYS:HA	52:S6:217:SER:HB2	4.15	0.47
52:S6:69:LEU:HD13	52:S6:69:LEU:HA	1.69	0.47
78:SR:251:TRP:CE2	78:SR:271:VAL:HG21	2.91	0.47
1:1:1329:U:O2'	1:1:1330:A:H5''	2.15	0.47
1:1:1554:U:C2	1:1:1555:U:C5	3.03	0.47
1:1:2207:A:C2'	1:1:2208:A:H5'	2.45	0.47
45:2:1182:U:H4'	61:C5:124:THR:OG1	2.15	0.47
45:2:1433:G:C4	75:D9:41:GLN:HB3	2.50	0.47
45:2:1592:A:H2'	45:2:1593:A:H8	1.77	0.47
45:2:276:C:O2'	45:2:277:U:H5''	2.14	0.47
45:2:858:G:H4'	53:S7:113:PRO:HG2	1.97	0.47
45:2:884:A:H4'	47:S1:124:ASN:HD21	1.80	0.47
45:2:955:A:H2'	45:2:956:C:O4'	2.14	0.47
1:5:1717:U:H2'	1:5:1718:G:C8	2.50	0.47
1:5:1762:C:H3'	1:5:1763:U:C5'	2.45	0.47
1:5:2133:U:O4	1:5:2147:A:H2	1.97	0.47
1:5:2997:G:C1'	1:5:3396:U:H5'	2.45	0.47
1:5:441:U:H5'	1:5:442:G:OP2	2.14	0.47
1:5:498:A:H2'	1:5:499:G:H8	1.79	0.47
1:5:717:C:H2'	1:5:718:G:O4'	2.15	0.47
45:6:1330:G:O5'	45:6:1330:G:H8	1.97	0.47
45:6:1270:G:H1'	45:6:1447:C:O2	2.15	0.47
45:6:674:C:H2'	45:6:675:U:C6	2.50	0.47
57:C1:92:HIS:O	57:C1:100:TYR:HA	2.25	0.47
58:C2:36:LEU:HD11	58:C2:102:GLY:HA2	1.96	0.47
70:D4:29:HIS:O	70:D4:32:ARG:N	3.22	0.47
76:E0:39:LEU:O	76:E0:43:ARG:HB2	2.15	0.47
6:L4:26:PHE:CD1	6:L4:130:ALA:HB2	3.17	0.47
7:L5:219:PHE:HE1	7:L5:227:LEU:HD11	1.92	0.47
10:L8:143:ILE:HD11	10:L8:151:VAL:HG11	1.97	0.47
10:L8:137:ASN:HB3	16:M5:2:GLY:HA2	1.96	0.47
16:M5:71:ARG:HH12	16:M5:74:PRO:CG	2.27	0.47
17:M6:124:LEU:O	17:M6:128:ARG:HB2	2.14	0.47
18:M7:7:THR:N	87:M7:302:HOH:O	29.72	0.47
21:N0:12:ARG:HG2	21:N0:59:VAL:HG23	2.10	0.47

Continued on next page...

Continued from previous page...

Atom-1	Atom-2	Interatomic distance (Å)	Clash overlap (Å)
24:N3:35:TYR:CD2	24:N3:63:LYS:HE2	3.71	0.47
24:N3:17:LEU:O	24:N3:51:ALA:HA	2.15	0.47
32:O1:26:LYS:NZ	1:5:1455:U:O2'	167.67	0.47
32:O1:84:ASP:N	32:O1:84:ASP:OD1	2.73	0.47
33:O2:64:LYS:HE2	33:O2:65:PHE:CZ	2.50	0.47
34:O3:13:HIS:CD2	34:O3:28:SER:HB3	3.09	0.47
34:O3:89:LEU:HA	34:O3:90:PRO:HD3	1.96	0.47
35:O4:106:LYS:O	35:O4:110:GLU:HB2	2.38	0.47
47:S1:124:ASN:HB3	47:S1:138:PHE:CD1	2.50	0.47
47:S1:36:SER:O	47:S1:38:PHE:N	2.47	0.47
48:S2:178:ILE:HG23	48:S2:196:VAL:HG12	2.62	0.47
48:S2:90:THR:HG22	48:S2:95:ARG:HG2	4.79	0.47
49:S3:72:LEU:HD22	56:C0:65:TYR:HD1	2.33	0.47
50:S4:132:GLY:N	50:S4:136:VAL:O	2.61	0.47
52:S6:84:TYR:OH	52:S6:91:GLU:HG2	2.39	0.47
52:S6:63:MET:HA	52:S6:98:ARG:HB3	2.85	0.47
53:S7:98:ILE:HG23	53:S7:118:LEU:HA	1.96	0.47
45:2:1490:C:H4'	45:2:1491:U:OP1	2.14	0.47
45:2:783:G:HO2'	45:2:784:C:H6	1.58	0.47
45:2:927:C:H1'	60:C4:125:SER:HB2	1.97	0.47
1:5:132:C:H2'	1:5:133:U:H5''	1.97	0.47
1:5:1458:U:C2	1:5:1475:A:C2	3.03	0.47
16:M5:49:ARG:NH1	1:5:149:U:OP2	99.65	0.47
1:5:1615:C:H2'	1:5:1616:U:C6	2.50	0.47
1:5:1715:A:H4'	1:5:1716:U:OP1	2.15	0.47
1:5:1778:G:H3'	1:5:1780:G:OP2	2.14	0.47
1:5:1953:G:O6	1:5:2094:C:N4	2.48	0.47
4:L2:236:GLY:N	1:5:2183:A:O2'	204.41	0.47
1:5:2434:U:C4'	1:5:2435:G:H5''	2.42	0.47
4:L2:67:TYR:HB3	1:5:2524:A:C2	181.88	0.47
1:5:2524:A:H1'	1:5:2525:G:C8	2.50	0.47
1:5:2697:A:H2'	1:5:2698:G:H8	1.76	0.47
1:5:385:A:H2'	1:5:386:A:C8	2.50	0.47
1:5:442:G:H2'	1:5:443:G:H4'	1.96	0.47
1:5:980:A:N7	1:5:981:U:N3	2.62	0.47
56:C0:35:ILE:CG2	56:C0:37:THR:H	5.68	0.47
58:C2:36:LEU:HD11	58:C2:102:GLY:N	3.19	0.47
62:C6:13:LYS:HG3	62:C6:79:TYR:CB	2.44	0.47
65:C9:117:SER:HB2	65:C9:123:ARG:HD2	4.66	0.47
65:C9:25:GLN:HG3	65:C9:27:LYS:H	1.80	0.47
70:D4:29:HIS:N	70:D4:67:GLY:O	2.84	0.47

Continued on next page...

Continued from previous page...

Atom-1	Atom-2	Interatomic distance (Å)	Clash overlap (Å)
72:D6:87:ARG:HD2	45:6:1797:A:N1	344.28	0.47
72:D6:98:PRO:HD3	45:6:1798:U:C5	343.94	0.47
77:E1:92:LYS:CG	77:E1:93:HIS:H	3.95	0.47
6:L4:259:ASP:OD1	6:L4:259:ASP:N	3.53	0.47
7:L5:205:SER:O	7:L5:208:MET:N	3.33	0.47
7:L5:223:PHE:HA	7:L5:226:TYR:HD1	1.80	0.47
7:L5:240:TYR:O	7:L5:243:ALA:N	2.47	0.47
8:L6:40:LEU:HB3	8:L6:84:VAL:HG22	1.96	0.47
14:M3:140:SER:OG	14:M3:143:ALA:N	2.48	0.47
21:N0:71:LYS:O	21:N0:73:LYS:HE2	2.15	0.47
22:N1:79:MET:HA	22:N1:84:TYR:HA	1.96	0.47
31:O0:95:ALA:HB1	31:O0:100:ILE:CD1	2.45	0.47
35:O4:83:ASN:HA	35:O4:86:LYS:HB3	2.50	0.47
3:4:52:A:N1	40:O9:35:ILE:HD13	2.30	0.47
47:S1:162:ARG:HH12	85:6:2167:LLL:H23	303.23	0.47
64:C8:146:ALA:HB2	79:SM:68:ARG:NH2	2.29	0.47
1:1:1114:U:OP1	29:N8:23:GLY:N	2.42	0.47
1:1:2634:U:O3'	12:M0:15:LYS:NZ	2.48	0.47
1:1:2812:C:H2'	1:1:2813:A:H8	1.80	0.47
1:1:966:U:N3	1:1:967:A:N7	2.63	0.47
45:2:1018:U:H2'	45:2:1019:A:C8	2.49	0.47
45:2:1371:A:H8	45:2:1371:A:P	2.38	0.47
45:2:1520:U:OP2	65:C9:75:LYS:NZ	2.36	0.47
45:2:1619:C:H2'	45:2:1620:C:C6	2.50	0.47
45:2:514:G:H1	45:2:543:C:H5	1.61	0.47
3:4:70:G:OP1	27:N6:121:ARG:NH1	2.48	0.47
1:5:1093:A:C4	1:5:1096:U:C4	3.03	0.47
1:5:2659:G:H2'	1:5:2660:G:H8	1.80	0.47
1:5:2943:G:H2'	1:5:2944:U:O4'	2.15	0.47
1:5:3340:G:H5''	1:5:3341:U:OP2	2.14	0.47
45:6:183:U:H2'	45:6:184:C:H6	1.79	0.47
45:6:543:C:O2'	45:6:544:A:H5'	2.15	0.47
45:6:72:A:H5'	45:6:73:U:OP2	2.15	0.47
61:C5:22:LEU:O	61:C5:26:LEU:HD13	2.15	0.47
62:C6:22:VAL:HG13	62:C6:65:ILE:HG12	2.41	0.47
64:C8:99:HIS:CD2	64:C8:101:LEU:HD21	2.50	0.47
64:C8:22:VAL:HG13	64:C8:31:ALA:HB1	1.97	0.47
65:C9:33:TYR:O	65:C9:36:ILE:HG12	2.15	0.47
66:D0:106:ILE:HG13	66:D0:107:THR:HG23	3.49	0.47
68:D2:11:LEU:HD11	68:D2:37:PHE:CE2	2.89	0.47
69:D3:69:ARG:HD3	69:D3:117:ILE:HG12	6.06	0.47

Continued on next page...

Continued from previous page...

Atom-1	Atom-2	Interatomic distance (Å)	Clash overlap (Å)
73:D7:33:LEU:HA	73:D7:80:ARG:O	2.15	0.47
75:D9:19:ARG:CD	75:D9:32:ARG:HD2	3.11	0.47
45:2:1229:G:OP2	77:E1:101:ALA:HA	2.15	0.47
4:L2:127:ALA:O	4:L2:169:ILE:HD11	2.13	0.47
1:1:3315:G:P	5:L3:116:ARG:HH12	2.37	0.47
6:L4:206:LEU:HB2	6:L4:246:ARG:HD3	1.96	0.47
7:L5:286:VAL:O	7:L5:290:ILE:HG23	2.15	0.47
8:L6:148:GLU:OE1	8:L6:151:LYS:HE3	3.01	0.47
9:L7:203:TRP:CD1	9:L7:204:PRO:HD2	2.50	0.47
10:L8:238:LEU:HB3	10:L8:243:GLN:HG2	1.97	0.47
12:M0:52:LEU:HB2	12:M0:136:PHE:HB2	1.96	0.47
15:M4:21:VAL:HG23	15:M4:65:LEU:HA	1.96	0.47
14:M3:28:GLN:HB3	16:M5:201:ARG:HD3	2.02	0.47
1:1:784:A:N7	19:M8:69:ARG:HG3	2.30	0.47
20:M9:151:ARG:HD3	20:M9:151:ARG:HA	4.47	0.47
25:N4:86:SER:O	25:N4:90:ILE:N	2.44	0.47
29:N8:73:LEU:HD11	29:N8:78:LEU:HA	2.70	0.47
30:N9:7:HIS:CG	30:N9:8:THR:N	2.83	0.47
33:O2:105:ARG:HH11	33:O2:105:ARG:HG3	3.26	0.47
33:O2:111:ARG:O	33:O2:114:ALA:HB3	2.37	0.47
34:O3:30:ILE:HB	34:O3:81:VAL:HG12	1.97	0.47
46:S0:71:GLU:HA	46:S0:94:GLY:O	2.14	0.47
47:S1:131:ASP:HB3	47:S1:180:THR:HG23	1.96	0.47
48:S2:168:ARG:NH2	45:6:1098:U:OP2	382.45	0.47
51:S5:168:VAL:O	51:S5:172:ILE:HG13	2.25	0.47
51:S5:42:LEU:HD13	51:S5:47:SER:HA	1.98	0.47
53:S7:73:VAL:C	53:S7:75:THR:H	3.28	0.47
54:S8:172:ARG:NH1	45:6:330:G:OP2	280.49	0.47
54:S8:3:ILE:H	54:S8:3:ILE:HD12	4.05	0.47
78:SR:305:TYR:CD2	78:SR:311:ARG:HG3	4.43	0.47
1:1:1781:C:H2'	1:1:1782:U:H6	1.80	0.46
1:1:2623:G:H2'	1:1:2624:G:H8	1.79	0.46
1:1:2680:A:C2	13:M1:57:PHE:HB3	2.50	0.46
1:1:2923:U:H2'	1:1:2924:U:C6	2.50	0.46
1:1:3157:U:H4'	1:1:3158:G:H5'	1.97	0.46
45:2:1018:U:H2'	45:2:1019:A:H8	1.80	0.46
45:2:1166:A:H2'	45:2:1167:G:O4'	2.16	0.46
45:2:1240:U:H1'	45:2:1244:A:N1	2.30	0.46
45:2:1265:G:H2'	45:2:1266:U:O4'	2.15	0.46
42:Q1:2:ARG:NH1	45:2:1773:C:OP2	2.39	0.46
45:2:190:C:O2'	45:2:191:C:O5'	2.29	0.46

Continued on next page...

Continued from previous page...

Atom-1	Atom-2	Interatomic distance (Å)	Clash overlap (Å)
45:2:454:U:H3'	45:2:455:C:C6	2.50	0.46
3:4:139:U:H2'	3:4:140:G:C8	2.50	0.46
1:5:1070:U:C2'	1:5:1071:U:H5'	2.44	0.46
17:M6:133:ARG:NE	1:5:1316:C:OP2	294.92	0.46
1:5:21:G:H3'	1:5:22:G:C8	2.51	0.46
1:5:2841:G:H2'	1:5:2844:C:H42	1.79	0.46
1:5:391:A:C5	1:5:392:G:C8	3.03	0.46
45:6:1469:A:H2'	45:6:1470:C:C6	2.51	0.46
45:6:147:A:H2'	45:6:148:A:O4'	2.14	0.46
45:6:1725:U:H2'	45:6:1726:G:C8	2.50	0.46
45:6:267:U:H2'	45:6:268:C:C6	2.50	0.46
45:6:677:G:O2'	45:6:678:A:H5'	2.15	0.46
45:6:71:A:H1'	45:6:81:G:N2	2.30	0.46
49:S3:72:LEU:HD22	56:C0:65:TYR:CD1	3.05	0.46
66:D0:56:VAL:HB	66:D0:90:TYR:CE2	2.50	0.46
69:D3:70:LYS:HE3	76:E0:8:LEU:HA	2.57	0.46
1:1:1795:U:OP1	4:L2:191:LEU:HD22	2.14	0.46
6:L4:264:SER:O	6:L4:267:VAL:N	2.33	0.46
6:L4:63:GLU:O	6:L4:64:SER:C	2.85	0.46
7:L5:64:ILE:HG13	7:L5:109:THR:HG21	4.35	0.46
7:L5:158:ARG:HD3	2:7:46:A:OP1	282.22	0.46
8:L6:52:VAL:HG21	8:L6:65:ILE:HD12	1.96	0.46
9:L7:160:ARG:H	1:5:1362:G:H4'	222.55	0.46
10:L8:150:LEU:O	10:L8:199:ALA:HA	2.14	0.46
10:L8:242:ALA:HA	10:L8:245:LYS:HG2	5.14	0.46
11:L9:90:MET:HG3	11:L9:144:ILE:HG23	1.97	0.46
15:M4:15:VAL:O	21:N0:149:LYS:HA	2.42	0.46
1:1:269:G:H5'	16:M5:120:TRP:CE3	2.50	0.46
16:M5:143:ARG:HH21	36:O5:92:LEU:HA	1.79	0.46
17:M6:46:GLU:HB3	17:M6:134:LYS:HB3	2.27	0.46
18:M7:102:ALA:O	18:M7:107:LEU:HB2	2.15	0.46
18:M7:112:LEU:HG	18:M7:150:VAL:HB	1.97	0.46
18:M7:22:LEU:HD22	18:M7:90:PHE:HE2	2.69	0.46
1:1:2724:U:H4'	22:N1:54:HIS:CE1	2.50	0.46
22:N1:97:LYS:HG2	22:N1:98:HIS:N	2.91	0.46
28:N7:16:GLY:HA3	1:5:1637:A:H5''	208.28	0.46
29:N8:112:ILE:HB	29:N8:130:VAL:HG12	1.96	0.46
29:N8:111:LYS:HG3	29:N8:129:PHE:O	3.17	0.46
34:O3:57:LYS:HE3	34:O3:57:LYS:HB2	1.81	0.46
34:O3:59:VAL:HG21	34:O3:65:ARG:HE	1.80	0.46
47:S1:48:VAL:CG1	47:S1:61:LEU:HD11	2.45	0.46

Continued on next page...

Continued from previous page...

Atom-1	Atom-2	Interatomic distance (Å)	Clash overlap (Å)
51:S5:120:ILE:O	51:S5:123:VAL:HG12	2.15	0.46
51:S5:186:ASN:OD1	51:S5:188:LYS:HB2	2.15	0.46
53:S7:35:LYS:HG2	53:S7:36:ALA:H	1.80	0.46
53:S7:66:SER:O	53:S7:69:GLY:N	2.94	0.46
54:S8:178:ARG:NH2	45:6:258:C:O2	283.87	0.46
54:S8:96:LEU:HD13	54:S8:179:CYS:SG	3.12	0.46
55:S9:23:ARG:O	55:S9:27:GLU:HG3	2.15	0.46
45:2:764:U:OP1	55:S9:78:ARG:NH1	2.48	0.46
78:SR:283:LYS:HG3	78:SR:284:ALA:N	4.56	0.46
78:SR:4:ASN:O	78:SR:318:ALA:HB2	2.15	0.46
1:1:1389:G:O2'	1:1:1418:A:N1	2.44	0.46
1:1:2273:G:H22	1:1:2311:G:H2'	1.78	0.46
1:1:2663:G:H2'	1:1:2664:C:O4'	2.15	0.46
1:1:2796:G:C8	43:Q2:62:ALA:HB1	2.50	0.46
45:2:1128:C:H2'	45:2:1129:U:O4'	2.15	0.46
45:2:1301:U:H2'	45:2:1302:U:O4'	2.15	0.46
45:2:1390:U:O2	45:2:1412:G:H1'	2.15	0.46
45:2:1756:A:O2'	45:2:1757:G:OP1	2.29	0.46
1:5:1108:U:H2'	1:5:1109:U:C6	2.51	0.46
1:5:2168:A:C6	1:5:2170:U:H1'	2.50	0.46
1:5:2298:U:O4	1:5:2923:U:H5	1.98	0.46
7:L5:148:ILE:HG12	1:5:2746:A:N1	265.58	0.46
1:5:3191:G:H2'	1:5:3192:U:O4'	2.14	0.46
1:5:440:A:H1'	1:5:493:G:N2	2.30	0.46
14:M3:171:ARG:NE	1:5:770:G:OP1	145.16	0.46
66:D0:89:ARG:NH2	45:6:1383:G:OP1	446.02	0.46
45:6:1508:U:H2'	45:6:1509:C:H6	1.78	0.46
45:6:195:G:N3	45:6:195:G:H2'	2.29	0.46
45:6:343:C:H2'	45:6:344:A:C8	2.49	0.46
3:8:26:U:H2'	3:8:27:U:C6	2.50	0.46
63:C7:5:ARG:HD2	45:6:1390:U:OP1	413.32	0.46
70:D4:91:LEU:HD22	70:D4:96:LEU:HD12	3.53	0.46
72:D6:12:LYS:HB3	72:D6:33:ASP:OD2	2.14	0.46
51:S5:163:SER:HB2	74:D8:48:VAL:HG22	3.15	0.46
5:L3:86:VAL:HB	5:L3:198:HIS:O	2.15	0.46
5:L3:213:GLU:O	5:L3:282:ILE:HG13	2.15	0.46
5:L3:255:TRP:HD1	5:L3:255:TRP:O	1.97	0.46
5:L3:306:THR:OG1	5:L3:316:GLU:O	2.27	0.46
6:L4:25:VAL:O	6:L4:127:ALA:HB2	2.38	0.46
7:L5:35:ARG:HG2	1:5:2749:G:O2'	248.78	0.46
8:L6:92:SER:HB3	8:L6:148:GLU:OE2	2.15	0.46

Continued on next page...

Continued from previous page...

Atom-1	Atom-2	Interatomic distance (Å)	Clash overlap (Å)
8:L6:18:LEU:HD22	8:L6:18:LEU:H	1.80	0.46
9:L7:108:LEU:HD21	9:L7:115:THR:HG23	1.97	0.46
11:L9:163:GLN:O	11:L9:166:ARG:HG3	4.14	0.46
12:M0:48:LEU:HD22	12:M0:49:CYS:N	2.30	0.46
12:M0:52:LEU:HA	12:M0:52:LEU:HD23	1.73	0.46
15:M4:21:VAL:HG13	15:M4:63:VAL:HG21	3.47	0.46
15:M4:48:GLY:HA3	15:M4:53:VAL:HG22	1.96	0.46
16:M5:67:ARG:HD3	16:M5:126:THR:HG22	1.97	0.46
19:M8:165:ILE:HD11	19:M8:173:GLU:CD	4.25	0.46
1:1:534:U:O2	21:N0:146:LYS:HA	2.15	0.46
22:N1:119:ALA:O	22:N1:123:GLY:N	2.40	0.46
28:N7:34:LYS:HG3	28:N7:35:SER:N	2.31	0.46
29:N8:36:GLY:HA3	29:N8:40:HIS:CE1	2.50	0.46
33:O2:105:ARG:NH1	33:O2:125:ARG:HG3	2.31	0.46
33:O2:40:SER:HB2	1:5:639:G:OP2	188.74	0.46
42:Q1:14:LYS:HE3	42:Q1:14:LYS:HB2	1.68	0.46
43:Q2:35:LEU:HD23	43:Q2:35:LEU:O	4.42	0.46
46:S0:120:LEU:HD11	46:S0:144:ILE:HD11	2.82	0.46
48:S2:162:CYS:N	48:S2:213:ALA:HB2	2.49	0.46
48:S2:97:ARG:HB2	48:S2:97:ARG:HE	3.11	0.46
49:S3:222:VAL:HG11	78:SR:229:LYS:HG3	4.50	0.46
50:S4:87:MET:O	50:S4:122:LYS:HD2	2.15	0.46
51:S5:133:VAL:O	51:S5:137:ILE:HG12	2.14	0.46
52:S6:159:ARG:HG2	52:S6:172:ALA:HB2	1.97	0.46
52:S6:29:ASP:HA	52:S6:101:ILE:HG22	1.97	0.46
52:S6:75:LEU:HD12	52:S6:97:VAL:HG11	3.01	0.46
50:S4:26:CYS:SG	55:S9:3:ARG:HG3	2.93	0.46
64:C8:145:ARG:HB3	79:SM:68:ARG:NH2	2.30	0.46
78:SR:295:SER:HB2	78:SR:300:THR:HB	1.96	0.46
78:SR:40:LYS:HG2	78:SR:66:HIS:O	2.68	0.46
1:1:1222:G:O2'	1:1:1285:G:N1	2.37	0.46
1:1:1588:A:C6	40:O9:4:GLN:HG2	2.51	0.46
1:1:2155:G:O2'	4:L2:227:ARG:NH2	2.49	0.46
1:1:1131:G:C2	1:1:2373:A:C4	3.04	0.46
1:1:2568:C:O2	1:1:2574:G:N2	2.48	0.46
1:1:384:A:H2'	1:1:385:A:O4'	2.14	0.46
1:1:391:A:H2'	1:1:392:G:O4'	2.15	0.46
1:1:726:G:H8	1:1:726:G:H5''	1.79	0.46
1:1:807:A:C2	1:1:808:A:C8	3.04	0.46
45:2:1380:U:H2'	45:2:1381:U:C6	2.51	0.46
45:2:1536:G:C6	45:2:1538:U:H1'	2.51	0.46

Continued on next page...

Continued from previous page...

Atom-1	Atom-2	Interatomic distance (Å)	Clash overlap (Å)
45:2:190:C:O2'	45:2:191:C:H6	1.98	0.46
45:2:649:U:HO2'	45:2:650:U:P	2.37	0.46
45:2:782:U:H4'	45:2:783:G:H5''	1.96	0.46
1:5:1100:U:H2'	1:5:1101:G:O4'	2.16	0.46
1:5:1760:A:C2'	1:5:1761:C:H5'	2.46	0.46
4:L2:227:ARG:NH2	1:5:2155:G:O2'	204.65	0.46
1:5:2266:U:H2'	1:5:2267:C:C6	2.50	0.46
1:5:2318:U:H2'	1:5:2319:U:O4'	2.15	0.46
1:5:2649:A:O2'	1:5:2650:U:H5'	2.15	0.46
1:5:3207:U:H5'	1:5:3209:A:H2	1.80	0.46
1:5:3372:A:C6	1:5:3373:U:C4	3.03	0.46
29:N8:12:ARG:NH2	1:5:661:G:OP1	150.27	0.46
1:5:706:A:H4'	1:5:781:G:O2'	2.15	0.46
50:S4:106:LYS:NZ	45:6:788:A:OP1	398.74	0.46
45:6:826:U:H3	45:6:846:G:H1	1.62	0.46
7:L5:54:ARG:HH21	2:7:6:C:H5''	276.68	0.46
3:8:77:A:H2'	3:8:78:G:O4'	2.16	0.46
56:C0:23:ALA:O	56:C0:64:TYR:HB2	2.15	0.46
58:C2:89:ILE:HG12	58:C2:90:LYS:H	1.81	0.46
59:C3:11:ILE:HD11	45:6:1072:C:H4'	346.94	0.46
61:C5:96:ILE:HD13	61:C5:116:LEU:HB3	2.83	0.46
67:D1:3:ASN:CG	67:D1:4:ASP:N	2.90	0.46
45:2:1253:U:O2'	77:E1:142:GLY:O	2.26	0.46
77:E1:140:TYR:HA	77:E1:149:LYS:HA	1.97	0.46
4:L2:114:SER:HB2	4:L2:169:ILE:HD11	1.97	0.46
1:1:682:U:C5	6:L4:112:LYS:HD2	2.50	0.46
1:1:338:A:H4'	6:L4:197:ARG:HH12	1.79	0.46
9:L7:90:LYS:HB2	9:L7:220:PHE:HE1	1.80	0.46
11:L9:16:VAL:HG11	11:L9:79:ILE:HG23	3.50	0.46
11:L9:28:VAL:HG13	11:L9:33:THR:HG22	1.98	0.46
14:M3:188:ARG:O	14:M3:192:GLU:HG3	5.28	0.46
1:1:686:G:OP2	14:M3:39:ARG:NH2	2.48	0.46
14:M3:83:ALA:HB2	14:M3:113:VAL:HG13	2.52	0.46
16:M5:39:ALA:HB3	16:M5:61:ILE:O	2.40	0.46
20:M9:172:ARG:O	20:M9:176:ARG:N	2.46	0.46
20:M9:71:ARG:HG2	1:5:2100:A:O2'	199.05	0.46
21:N0:137:ARG:HG2	21:N0:139:TYR:CZ	2.61	0.46
21:N0:8:GLN:HB2	21:N0:64:ILE:HD11	2.17	0.46
26:N5:76:VAL:HG12	26:N5:133:LEU:HA	1.98	0.46
47:S1:30:PHE:CZ	47:S1:94:LYS:HA	2.49	0.46
51:S5:124:LEU:HD11	71:D5:59:TYR:CD1	2.51	0.46

Continued on next page...

Continued from previous page...

Atom-1	Atom-2	Interatomic distance (Å)	Clash overlap (Å)
51:S5:166:ARG:HA	51:S5:169:ASN:HB2	1.97	0.46
52:S6:216:LEU:HD22	52:S6:220:LYS:HE3	1.97	0.46
1:1:1084:A:H4'	7:L5:44:TYR:CE2	2.50	0.46
1:1:2111:G:H4'	1:1:2112:U:OP2	2.16	0.46
1:1:21:G:H1	3:4:138:A:H61	1.63	0.46
1:1:2723:U:OP1	22:N1:87:LYS:HE2	2.16	0.46
1:1:761:A:H2'	1:1:762:U:O4'	2.15	0.46
1:1:817:A:C4	38:O7:13:ASN:O	2.69	0.46
45:2:1533:C:H5''	71:D5:74:SER:OG	2.15	0.46
45:2:142:G:N2	45:2:173:A:H2	2.04	0.46
45:2:233:C:O2'	45:2:234:G:OP1	2.31	0.46
2:3:15:C:C2	2:3:66:A:C2	3.03	0.46
2:3:22:A:H2'	2:3:23:A:C8	2.50	0.46
85:4:224:LLL:O51	85:4:224:LLL:N32	2.49	0.46
4:L2:193:ARG:HH21	1:5:2181:C:H5''	194.72	0.46
1:5:2257:C:OP1	1:5:2257:C:H3'	2.16	0.46
1:5:3384:U:H2'	1:5:3385:U:C6	2.50	0.46
1:5:2137:U:O2'	85:5:4157:LLL:N33	2.48	0.46
45:6:116:U:H2'	45:6:117:U:H6	1.80	0.46
45:6:692:C:H2'	45:6:693:U:C6	2.50	0.46
55:S9:143:ILE:HG21	45:6:768:C:H1'	419.88	0.46
45:6:802:G:C6	45:6:803:A:C6	3.04	0.46
45:6:746:A:N6	45:6:803:A:H2	2.14	0.46
45:6:918:U:H2'	45:6:919:A:C8	2.49	0.46
7:L5:272:TYR:CE2	2:7:22:A:H1'	331.77	0.46
56:C0:24:LYS:NZ	56:C0:29:GLN:OE1	2.48	0.46
64:C8:4:VAL:O	64:C8:5:VAL:HG13	3.63	0.46
65:C9:52:GLY:HA2	65:C9:55:TYR:HD2	1.79	0.46
66:D0:105:GLN:HG3	66:D0:106:ILE:N	2.30	0.46
66:D0:37:VAL:O	66:D0:41:ILE:HD12	3.91	0.46
4:L2:227:ARG:HG2	4:L2:239:ALA:HB2	1.96	0.46
4:L2:92:LYS:HA	4:L2:103:PRO:HD2	1.97	0.46
7:L5:106:ALA:HA	7:L5:171:LEU:HD11	1.96	0.46
10:L8:171:LYS:HG2	10:L8:226:TYR:CD2	2.50	0.46
13:M1:137:ARG:O	13:M1:141:ARG:HG2	2.58	0.46
10:L8:72:PRO:HG3	16:M5:18:VAL:HA	1.98	0.46
19:M8:48:VAL:O	19:M8:52:LEU:HG	2.16	0.46
20:M9:23:TRP:CZ2	20:M9:25:ASP:HB3	2.48	0.46
1:1:1062:A:H1'	22:N1:130:ARG:HH22	1.81	0.46
23:N2:18:ASP:N	23:N2:103:TYR:O	3.19	0.46
28:N7:136:PHE:HB2	35:O4:88:ARG:HG3	4.99	0.46

Continued on next page...

Continued from previous page...

Atom-1	Atom-2	Interatomic distance (Å)	Clash overlap (Å)
34:O3:85:PHE:HB2	34:O3:87:ASN:O	2.59	0.46
35:O4:79:SER:HB3	35:O4:80:ARG:NE	3.37	0.46
38:O7:29:VAL:HG11	3:8:111:A:C6	133.33	0.46
1:1:24:G:H5'	38:O7:59:THR:HG23	1.98	0.46
43:Q2:22:GLN:O	43:Q2:75:VAL:HG22	3.04	0.46
44:Q3:45:LYS:HE3	44:Q3:45:LYS:HB2	1.50	0.46
48:S2:101:VAL:HG13	48:S2:115:ILE:HG12	1.98	0.46
48:S2:160:GLY:HA3	48:S2:216:VAL:HG12	2.53	0.46
49:S3:209:ILE:HA	49:S3:209:ILE:HD12	1.85	0.46
50:S4:31:PRO:HB2	50:S4:38:LEU:HD22	1.97	0.46
50:S4:50:ASN:O	50:S4:51:ARG:NE	4.32	0.46
50:S4:9:LEU:HD13	50:S4:28:ALA:HB3	2.40	0.46
51:S5:48:PHE:CG	51:S5:67:PRO:HB3	2.51	0.46
52:S6:153:VAL:O	52:S6:155:ASP:N	4.91	0.46
55:S9:111:THR:O	55:S9:115:LYS:HB2	2.74	0.46
55:S9:86:LEU:CD1	55:S9:90:LYS:HB3	4.38	0.46
78:SR:180:ALA:HB3	78:SR:190:ALA:HB3	1.97	0.46
78:SR:256:THR:HG21	78:SR:261:LYS:HD2	1.97	0.46
78:SR:282:SER:O	78:SR:286:GLU:HG3	2.15	0.46
1:1:109:A:H4'	1:1:110:G:OP1	2.16	0.46
1:1:1278:A:HO2'	1:1:1279:C:H6	1.54	0.46
1:1:1350:A:O2'	1:1:1351:U:H5'	2.15	0.46
1:1:1422:G:H21	8:L6:5:LYS:HZ2	1.63	0.46
1:1:1715:A:C8	1:1:1717:U:H5''	2.51	0.46
1:1:1922:A:H2'	1:1:1923:C:O4'	2.16	0.46
1:1:2196:C:O2'	1:1:2270:A:N3	2.41	0.46
45:2:1327:C:C2	45:2:1328:G:C8	3.03	0.46
45:2:1487:A:H2'	45:2:1488:G:C8	2.50	0.46
45:2:420:A:H2'	45:2:421:A:O4'	2.16	0.46
2:3:9:C:C5	2:3:10:C:C4	3.03	0.46
1:5:1017:C:H2'	1:5:1017:C:OP2	2.15	0.46
1:5:2359:C:H2'	1:5:2360:C:C6	2.51	0.46
1:5:378:A:C2	1:5:379:C:H1'	2.51	0.46
45:6:1207:C:C4	45:6:1456:C:H5	2.33	0.46
64:C8:143:ARG:NH2	45:6:1462:G:N7	338.22	0.46
45:6:1591:C:H2'	45:6:1592:A:C8	2.51	0.46
45:6:763:G:H2'	45:6:764:U:C6	2.50	0.46
3:8:89:A:O5'	3:8:89:A:H8	1.97	0.46
58:C2:106:ILE:HA	58:C2:111:ASN:O	2.15	0.46
58:C2:119:SER:OG	58:C2:120:VAL:HG23	2.16	0.46
59:C3:33:VAL:HG11	59:C3:66:ILE:HD13	1.98	0.46

Continued on next page...

Continued from previous page...

Atom-1	Atom-2	Interatomic distance (Å)	Clash overlap (Å)
68:D2:30:SER:O	68:D2:34:ILE:HD12	2.15	0.46
69:D3:93:LEU:HD21	76:E0:8:LEU:HD13	1.98	0.46
69:D3:96:VAL:HG23	69:D3:97:ASP:H	1.79	0.46
70:D4:49:LYS:N	70:D4:49:LYS:HD3	2.51	0.46
5:L3:29:VAL:HG22	5:L3:218:ILE:HD12	1.98	0.46
7:L5:211:LEU:HB3	7:L5:219:PHE:CD2	2.50	0.46
9:L7:221:LYS:O	9:L7:229:PHE:HB3	3.90	0.46
1:1:2529:A:P	10:L8:248:LYS:HZ3	2.39	0.46
10:L8:37:GLY:HA3	1:5:2550:U:C6	210.74	0.46
13:M1:133:ARG:HD3	13:M1:152:HIS:CD2	3.48	0.46
18:M7:28:ASN:O	18:M7:32:THR:HG23	2.20	0.46
19:M8:3:ILE:HD11	87:5:4525:HOH:O	219.11	0.46
28:N7:32:GLY:HA2	28:N7:38:PHE:H	1.80	0.46
29:N8:74:ASN:HB2	29:N8:76:ASP:HB2	1.97	0.46
31:O0:24:THR:HG23	31:O0:30:THR:HG22	2.57	0.46
37:O6:57:LEU:O	37:O6:61:ILE:HG13	2.28	0.46
46:S0:109:ASN:O	46:S0:112:THR:HG22	2.16	0.46
46:S0:13:ASP:HA	46:S0:16:LEU:HB2	1.97	0.46
47:S1:181:LEU:O	47:S1:185:THR:OG1	2.25	0.46
50:S4:121:TYR:CD2	50:S4:161:LYS:HE3	2.51	0.46
53:S7:63:PRO:HB2	53:S7:65:PRO:HD2	1.97	0.46
53:S7:74:GLN:O	53:S7:78:THR:OG1	2.95	0.46
79:SM:103:LYS:HA	79:SM:106:VAL:HG22	5.40	0.46
78:SR:16:HIS:CE1	78:SR:43:ILE:HG12	2.54	0.46
1:1:1047:A:N3	1:1:2633:U:O2'	2.46	0.46
1:1:1382:G:P	6:L4:188:ARG:HH12	2.39	0.46
1:1:168:U:H2'	1:1:169:U:C6	2.49	0.46
1:1:1820:U:HO2'	1:1:1821:U:P	2.37	0.46
1:1:2882:U:H2'	1:1:2883:U:C6	2.50	0.46
1:1:436:A:H3'	1:1:437:G:C8	2.51	0.46
45:2:1143:A:O2'	45:2:1144:U:H5'	2.15	0.46
45:2:1174:C:H2'	45:2:1175:U:O4'	2.15	0.46
45:2:189:C:H2'	45:2:190:C:H5'	1.98	0.46
45:2:328:A:H2'	45:2:329:G:C8	2.49	0.46
1:5:2209:U:H1'	1:5:2210:G:H5''	1.96	0.46
1:5:222:A:H62	85:5:4171:LLL:C53	2.28	0.46
1:5:2444:C:N4	1:5:2503:G:H22	2.14	0.46
1:5:2605:G:N7	85:5:4166:LLL:N12	2.64	0.46
1:5:2949:U:OP1	87:5:4277:HOH:O	2.20	0.46
45:6:114:C:H6	45:6:114:C:H5'	1.80	0.46
45:6:281:G:H2'	45:6:282:C:C6	2.51	0.46

Continued on next page...

Continued from previous page...

Atom-1	Atom-2	Interatomic distance (Å)	Clash overlap (Å)
56:C0:15:LEU:HD22	56:C0:68:LEU:HD22	5.62	0.46
56:C0:50:THR:HG21	56:C0:57:THR:OG1	2.15	0.46
62:C6:97:VAL:HG22	62:C6:98:ASP:H	1.78	0.46
63:C7:25:THR:OG1	63:C7:31:ASN:ND2	5.09	0.46
64:C8:2:SER:OG	64:C8:3:LEU:N	2.45	0.46
71:D5:97:LYS:HB2	71:D5:97:LYS:HE3	1.82	0.46
72:D6:88:SER:HB3	72:D6:91:ASP:OD1	2.16	0.46
4:L2:192:LYS:HB3	4:L2:193:ARG:NH1	2.50	0.46
4:L2:227:ARG:HB2	4:L2:239:ALA:HB2	3.46	0.46
4:L2:29:LEU:HA	4:L2:76:PHE:CE1	2.46	0.46
5:L3:296:THR:HG21	5:L3:357:LYS:O	2.15	0.46
6:L4:35:VAL:HG21	6:L4:244:LEU:HD21	2.06	0.46
7:L5:152:ARG:NH1	2:7:44:C:H4'	283.00	0.46
8:L6:153:PRO:O	8:L6:154:LEU:HB2	2.16	0.46
11:L9:93:VAL:O	11:L9:177:ASP:HA	2.44	0.46
13:M1:101:ASN:HB3	13:M1:130:VAL:HA	2.05	0.46
13:M1:139:THR:HG22	13:M1:146:GLY:O	2.15	0.46
17:M6:12:LYS:HD2	17:M6:37:ARG:NH2	2.31	0.46
23:N2:18:ASP:HB3	23:N2:104:ARG:HA	3.02	0.46
23:N2:22:PRO:HA	23:N2:107:PHE:CD1	7.52	0.46
27:N6:120:GLN:NE2	27:N6:126:LEU:HA	8.44	0.46
28:N7:4:PHE:HE2	31:O0:63:SER:HB3	1.81	0.46
29:N8:46:ASP:N	29:N8:46:ASP:OD1	2.86	0.46
33:O2:20:HIS:O	33:O2:21:HIS:HB2	2.15	0.46
36:O5:118:ILE:O	36:O5:119:LYS:HB3	2.16	0.46
38:O7:84:SER:O	38:O7:85:LYS:HB3	3.79	0.46
40:O9:4:GLN:HA	1:5:1833:G:O2'	118.72	0.46
44:Q3:59:CYS:C	44:Q3:61:LYS:H	2.15	0.46
46:S0:126:PRO:HG2	46:S0:151:SER:HB3	1.98	0.46
47:S1:216:LYS:NZ	45:6:885:G:OP1	275.44	0.46
47:S1:48:VAL:HG22	47:S1:64:ARG:NH2	2.34	0.46
48:S2:111:VAL:O	48:S2:136:VAL:HA	2.16	0.46
51:S5:32:GLU:HG3	51:S5:33:VAL:N	3.80	0.46
52:S6:137:ARG:O	52:S6:141:ILE:HG13	2.22	0.46
53:S7:56:LYS:HB2	53:S7:88:ARG:CZ	2.45	0.46
53:S7:66:SER:HG	53:S7:70:PHE:HE2	3.87	0.46
54:S8:49:ARG:O	54:S8:52:ASN:ND2	2.49	0.46
1:1:1100:U:OP2	9:L7:196:LYS:HE3	2.16	0.46
1:1:1580:A:H1'	1:1:1581:C:H5	1.78	0.46
1:1:1742:U:C2	1:1:1743:G:C8	3.04	0.46
1:1:3011:A:C8	5:L3:13:HIS:CE1	3.04	0.46

Continued on next page...

Continued from previous page...

Atom-1	Atom-2	Interatomic distance (Å)	Clash overlap (Å)
1:1:576:C:H2'	1:1:577:C:H6	1.81	0.46
1:1:748:U:H2'	1:1:749:C:C6	2.51	0.46
1:1:911:C:OP1	4:L2:14:SER:OG	2.34	0.46
45:2:1165:G:H2'	45:2:1166:A:H8	1.80	0.46
45:2:248:U:H4'	57:C1:36:LYS:HD3	1.98	0.46
45:2:650:U:O4	45:2:684:A:N6	2.49	0.46
2:3:9:C:H5	2:3:10:C:C4	2.33	0.46
1:5:1555:U:H5	1:5:1557:A:N7	2.14	0.46
1:5:1673:G:C6	1:5:1775:G:C6	3.03	0.46
1:5:1805:C:H2'	1:5:1806:A:C8	2.49	0.46
45:6:1648:A:H2'	45:6:1649:G:H8	1.81	0.46
45:6:1688:U:H3	45:6:1713:G:H1	1.63	0.46
45:6:249:U:H3'	45:6:250:C:H5'	1.96	0.46
45:6:219:A:C6	45:6:843:U:H1'	2.51	0.46
2:7:52:G:O2'	2:7:53:U:H5'	2.15	0.46
58:C2:50:LYS:O	58:C2:54:ARG:HG2	2.16	0.46
59:C3:5:HIS:ND1	59:C3:117:LEU:HB3	2.31	0.46
59:C3:62:GLN:HG3	59:C3:65:VAL:HG12	4.86	0.46
61:C5:90:ILE:HD11	61:C5:112:LEU:HD11	1.97	0.46
64:C8:83:ALA:HA	64:C8:86:LEU:HD22	2.80	0.46
65:C9:49:ASP:O	65:C9:53:TRP:HB3	5.17	0.46
69:D3:91:GLY:C	69:D3:93:LEU:H	2.19	0.46
4:L2:174:ARG:HA	44:Q3:69:TYR:CE2	2.50	0.46
4:L2:192:LYS:HD3	4:L2:193:ARG:HH12	1.80	0.46
4:L2:242:ARG:NH2	4:L2:244:GLY:O	2.39	0.46
6:L4:329:PRO:C	6:L4:331:ALA:H	2.55	0.46
7:L5:20:PHE:HD1	7:L5:30:TYR:CZ	2.34	0.46
8:L6:69:PHE:N	8:L6:142:ASP:OD2	2.48	0.46
9:L7:151:ARG:HD2	9:L7:244:ASN:OD1	2.61	0.46
9:L7:180:SER:H	9:L7:183:ASP:HB2	1.81	0.46
9:L7:26:VAL:HG13	9:L7:27:ALA:H	4.78	0.46
11:L9:18:VAL:HB	11:L9:27:VAL:HG22	2.62	0.46
12:M0:51:HIS:HB3	12:M0:134:ILE:HG23	1.97	0.46
14:M3:47:ALA:O	14:M3:49:ARG:N	2.88	0.46
15:M4:128:ARG:HG2	15:M4:132:LYS:HG3	2.26	0.46
15:M4:77:ARG:HG3	1:5:561:C:OP1	348.22	0.46
17:M6:56:ASP:O	17:M6:59:ARG:HG2	2.39	0.46
19:M8:64:VAL:HB	19:M8:88:THR:O	2.28	0.46
20:M9:167:ARG:HA	20:M9:167:ARG:HD2	4.34	0.46
21:N0:31:ALA:HB1	21:N0:36:ILE:HG22	2.45	0.46
21:N0:96:ASP:OD1	21:N0:97:VAL:N	2.41	0.46

Continued on next page...

Continued from previous page...

Atom-1	Atom-2	Interatomic distance (Å)	Clash overlap (Å)
25:N4:21:PHE:CZ	25:N4:23:ARG:HA	2.73	0.46
29:N8:74:ASN:CB	29:N8:115:LYS:HB2	2.46	0.46
35:O4:21:LYS:HG2	35:O4:23:VAL:HG23	1.98	0.46
35:O4:7:PHE:HE2	35:O4:12:PRO:O	2.55	0.46
37:O6:58:ILE:HG22	37:O6:90:MET:HG3	2.25	0.46
39:O8:43:PHE:HE1	39:O8:66:ILE:HG12	2.66	0.46
43:Q2:71:ARG:NH1	43:Q2:80:ARG:HD2	4.76	0.46
46:S0:180:GLU:HA	46:S0:183:ARG:HB2	2.41	0.46
48:S2:38:VAL:O	48:S2:39:THR:OG1	2.29	0.46
50:S4:191:ARG:NH1	50:S4:245:LYS:HB3	2.74	0.46
45:2:1460:A:OP1	79:SM:68:ARG:HG2	2.16	0.46
1:1:1308:A:H8	1:1:1308:A:OP2	1.98	0.46
1:1:1481:A:C2'	1:1:1858:A:H1'	2.46	0.46
1:1:986:U:H2'	1:1:987:U:O4'	2.15	0.46
45:2:1110:G:N1	45:2:1136:U:O2	2.49	0.46
45:2:92:A:P	45:2:398:G:H22	2.39	0.46
45:2:449:C:H42	45:2:457:G:H1	1.62	0.46
45:2:915:A:C5	45:2:916:U:C4	3.03	0.46
85:3:220:LLL:O52	85:3:220:LLL:H11	2.16	0.46
6:L4:161:LYS:NZ	1:5:209:A:OP1	76.32	0.46
1:5:2594:C:H2'	1:5:2595:A:O4'	2.15	0.46
16:M5:70:ASN:HB2	1:5:2599:U:OP1	154.14	0.46
1:5:2761:G:O2'	1:5:2795:U:O4	2.29	0.46
1:5:2931:C:H2'	1:5:2932:U:O4'	2.16	0.46
1:5:3083:G:H2'	1:5:3084:C:O4'	2.16	0.46
85:5:4152:LLL:H532	85:5:4152:LLL:O52	2.16	0.46
1:5:547:G:N1	1:5:548:G:N3	2.64	0.46
1:5:716:A:C2	1:5:720:A:H5''	2.50	0.46
45:6:1374:C:H2'	45:6:1375:A:H8	1.81	0.46
45:6:188:A:H2'	45:6:189:C:O4'	2.15	0.46
45:6:260:U:H3'	45:6:261:U:H5''	1.97	0.46
26:N5:48:SER:OG	3:8:136:G:OP1	82.21	0.46
56:C0:50:THR:HG22	56:C0:55:VAL:HG22	1.98	0.46
57:C1:30:ARG:HB3	57:C1:31:THR:H	1.61	0.46
58:C2:31:VAL:HA	58:C2:34:THR:OG1	2.96	0.46
60:C4:12:GLN:NE2	60:C4:111:ARG:HG3	4.39	0.46
63:C7:71:PHE:CE1	63:C7:74:GLN:HG3	2.51	0.46
63:C7:88:VAL:CG1	63:C7:89:SER:N	4.41	0.46
65:C9:86:ARG:HG3	65:C9:90:PRO:O	2.16	0.46
66:D0:106:ILE:O	66:D0:107:THR:OG1	2.28	0.46
69:D3:76:LEU:O	69:D3:80:GLY:N	2.46	0.46

Continued on next page...

Continued from previous page...

Atom-1	Atom-2	Interatomic distance (Å)	Clash overlap (Å)
71:D5:93:SER:HB3	71:D5:100:ILE:HD12	4.69	0.46
4:L2:195:SER:OG	4:L2:196:TRP:N	3.46	0.46
5:L3:30:LYS:NZ	1:5:3139:A:OP2	236.33	0.46
5:L3:347:SER:HB3	5:L3:350:ALA:H	1.80	0.46
5:L3:83:PRO:HG3	5:L3:204:ALA:HB2	1.98	0.46
1:1:2401:A:H4'	6:L4:68:GLY:O	2.15	0.46
7:L5:178:ASN:HA	7:L5:183:TRP:CG	2.62	0.46
8:L6:50:LYS:HG2	8:L6:74:VAL:HG23	1.98	0.46
9:L7:108:LEU:HD22	9:L7:113:SER:O	2.15	0.46
15:M4:131:VAL:HG13	17:M6:181:ALA:HB1	1.98	0.46
17:M6:65:ASN:HB3	17:M6:68:ARG:HD3	1.97	0.46
19:M8:170:ARG:O	19:M8:171:LYS:HG2	2.29	0.46
19:M8:98:LYS:O	19:M8:98:LYS:HG3	2.15	0.46
21:N0:45:LEU:HD22	21:N0:45:LEU:HA	1.76	0.46
23:N2:39:ASP:O	23:N2:47:VAL:HB	2.21	0.46
27:N6:110:HIS:O	27:N6:115:ARG:HG3	2.84	0.46
27:N6:32:SER:OG	1:5:225:C:O3'	58.46	0.46
28:N7:10:VAL:HB	28:N7:83:THR:CG2	2.46	0.46
39:O8:26:LYS:HD2	39:O8:27:ILE:H	2.41	0.46
46:S0:77:SER:HB2	46:S0:124:THR:CG2	2.67	0.46
47:S1:56:SER:HG	47:S1:58:SER:HG	7.83	0.46
47:S1:48:VAL:CG2	47:S1:61:LEU:HD21	2.46	0.46
50:S4:212:ASP:N	50:S4:212:ASP:OD1	3.98	0.46
51:S5:71:ALA:HB2	51:S5:90:ILE:HG22	2.90	0.46
53:S7:98:ILE:HG21	53:S7:118:LEU:HD23	1.98	0.46
55:S9:171:ARG:HE	55:S9:174:ARG:CB	4.46	0.46
62:C6:100:GLN:OE1	78:SR:56:VAL:HB	2.67	0.46
1:1:1189:C:H42	1:1:1315:U:H1'	1.81	0.46
1:1:144:A:H2'	1:1:145:G:O4'	2.16	0.46
1:1:1492:G:O2'	40:O9:48:LYS:NZ	2.49	0.46
1:1:1517:G:P	40:O9:41:ARG:HH22	2.38	0.46
1:1:1522:U:OP1	26:N5:123:TYR:OH	2.33	0.46
1:1:1560:G:O2'	1:1:1561:G:H5'	2.15	0.46
1:1:1781:C:H2'	1:1:1782:U:C6	2.51	0.46
1:1:1841:A:H1'	1:1:1848:G:O4'	2.16	0.46
1:1:2259:A:H2'	1:1:2260:U:O4'	2.16	0.46
1:1:2536:A:H2'	1:1:2537:U:C5	2.50	0.46
1:1:2107:A:C2	1:1:3344:A:C8	3.04	0.46
45:2:108:A:H2'	45:2:109:G:C8	2.51	0.46
45:2:1282:U:H2'	45:2:1283:U:C6	2.51	0.46
45:2:1435:G:H4'	45:2:1436:A:H5'	1.98	0.46

Continued on next page...

Continued from previous page...

Atom-1	Atom-2	Interatomic distance (Å)	Clash overlap (Å)
45:2:391:A:O2'	45:2:1730:A:H4'	2.15	0.46
45:2:572:C:H6	45:2:572:C:O5'	1.99	0.46
1:5:1249:G:H2'	1:5:1250:G:C8	2.51	0.46
1:5:127:G:H2'	1:5:128:G:C8	2.51	0.46
1:5:2642:A:C2	1:5:2643:A:C6	3.03	0.46
1:5:2656:A:C8	1:5:2658:G:C8	3.04	0.46
1:5:3055:U:H1'	1:5:3057:U:OP2	2.16	0.46
1:5:2917:G:N7	85:5:4169:LLL:H931	2.31	0.46
1:5:80:G:O2'	1:5:326:U:H4'	2.16	0.46
45:6:1784:C:H2'	45:6:1785:U:H6	1.81	0.46
54:S8:98:LYS:NZ	45:6:329:G:OP1	280.03	0.46
70:D4:116:LYS:NZ	45:6:57:G:OP2	337.25	0.46
53:S7:100:PRO:HG3	45:6:696:C:OP1	362.96	0.46
45:6:819:G:N1	45:6:853:G:C2	2.84	0.46
45:2:955:A:H5''	59:C3:10:GLY:HA3	1.97	0.46
60:C4:41:ARG:NH1	45:6:917:U:O2	265.28	0.46
64:C8:127:HIS:CD2	64:C8:133:VAL:HG11	2.51	0.46
66:D0:21:LYS:O	66:D0:118:VAL:HG23	2.16	0.46
66:D0:26:LEU:N	66:D0:89:ARG:O	2.41	0.46
45:2:804:A:H1'	68:D2:106:THR:O	2.16	0.46
70:D4:60:PHE:CD1	70:D4:71:GLY:HA3	2.55	0.46
71:D5:89:ILE:HD12	71:D5:101:TYR:CE1	2.50	0.46
74:D8:44:VAL:HG11	74:D8:54:LEU:HD21	3.39	0.46
45:2:477:A:H5'	76:E0:34:ALA:CB	2.46	0.46
4:L2:72:ARG:HA	4:L2:72:ARG:HD3	2.81	0.46
5:L3:188:ILE:HG13	5:L3:188:ILE:H	1.52	0.46
1:L1:674:G:O2'	6:L4:116:ASN:OD1	2.29	0.46
6:L4:20:LEU:HD11	6:L4:252:GLU:HG3	1.97	0.46
6:L4:69:ARG:C	6:L4:71:VAL:H	2.62	0.46
6:L4:72:ALA:O	6:L4:76:ARG:NH1	2.41	0.46
7:L5:108:ARG:NH2	7:L5:253:PHE:HA	3.01	0.46
9:L7:43:ILE:O	9:L7:46:GLU:HG2	2.16	0.46
11:L9:18:VAL:HG12	11:L9:27:VAL:HG13	1.98	0.46
12:M0:169:LYS:HG2	12:M0:169:LYS:O	4.55	0.46
15:M4:14:LEU:H	15:M4:19:ARG:NH1	2.76	0.46
16:M5:73:ARG:HE	16:M5:92:LEU:CD2	2.29	0.46
20:M9:23:TRP:CE3	20:M9:51:VAL:HG22	2.51	0.46
21:N0:117:ARG:HG2	21:N0:117:ARG:H	1.47	0.46
26:N5:45:LYS:HD3	36:O5:75:TYR:CE2	4.86	0.46
29:N8:76:ASP:N	29:N8:115:LYS:O	5.42	0.46
33:O2:97:ALA:HB3	33:O2:100:ILE:HG12	1.97	0.46

Continued on next page...

Continued from previous page...

Atom-1	Atom-2	Interatomic distance (Å)	Clash overlap (Å)
1:1:1825:G:H4'	39:O8:19:ASP:OD2	2.16	0.46
46:S0:175:TYR:HD1	46:S0:202:TYR:CE2	2.34	0.46
48:S2:229:LEU:HD11	67:D1:10:GLU:OE1	7.74	0.46
48:S2:58:LEU:HA	67:D1:12:TYR:CE1	2.51	0.46
50:S4:122:LYS:HG3	50:S4:123:LEU:O	2.36	0.46
51:S5:120:ILE:O	51:S5:124:LEU:HD13	3.80	0.46
52:S6:136:LYS:HG3	52:S6:173:PRO:HB3	2.55	0.46
52:S6:157:VAL:HG22	52:S6:173:PRO:HD2	2.06	0.46
53:S7:44:LYS:HE2	53:S7:44:LYS:HB3	1.81	0.46
53:S7:56:LYS:HD2	53:S7:88:ARG:NH2	2.30	0.46
55:S9:108:ARG:NH1	55:S9:110:GLN:OE1	5.18	0.46
55:S9:123:HIS:HB3	45:6:478:A:H5'	439.58	0.46
78:SR:251:TRP:NE1	78:SR:271:VAL:HG21	3.09	0.46
78:SR:299:GLN:O	78:SR:315:VAL:HG23	3.14	0.46
1:1:1471:U:H2'	1:1:1472:U:H6	1.80	0.46
1:1:1922:A:H3'	1:1:1923:C:H6	1.81	0.46
1:1:2376:G:C6	1:1:2377:G:O6	2.68	0.46
1:1:2437:G:H1	1:1:2510:U:H3	1.62	0.46
1:1:267:G:OP2	1:1:318:A:N6	2.49	0.46
1:1:2759:U:H6	1:1:2759:U:O5'	1.99	0.46
1:1:307:A:H2'	1:1:308:A:C8	2.51	0.46
1:1:3185:U:C5	17:M6:126:VAL:HG21	2.50	0.46
1:1:750:G:H2'	1:1:751:A:H8	1.81	0.46
45:2:1124:A:H2'	45:2:1125:A:C8	2.51	0.46
45:2:1340:U:O4	62:C6:9:THR:HA	2.16	0.46
45:2:40:A:H2'	45:2:41:A:O4'	2.15	0.46
3:4:129:C:H2'	3:4:130:C:H6	1.80	0.46
1:5:1131:G:C8	1:5:2825:C:H4'	2.51	0.46
1:5:1270:A:H2'	1:5:1271:A:O4'	2.16	0.46
1:5:1575:A:H3'	1:5:1576:G:C5'	2.44	0.46
1:5:1699:A:H2'	1:5:1700:G:C8	2.51	0.46
40:O9:10:LYS:NZ	1:5:1834:U:OP2	104.63	0.46
1:5:2137:U:C6	1:5:2141:U:C4	3.04	0.46
1:5:2572:C:P	1:5:2572:C:H2'	2.56	0.46
1:5:2778:G:C2	1:5:2779:A:C8	3.04	0.46
1:5:531:G:N2	1:5:532:A:N3	2.64	0.46
1:5:846:A:N6	45:6:971:A:N1	2.64	0.46
45:6:1021:C:C4	45:6:1022:C:C4	3.03	0.46
63:C7:3:ARG:NH2	45:6:1390:U:C2	407.29	0.46
45:6:221:A:OP2	45:6:832:U:O2'	2.32	0.46
45:6:61:A:H2	45:6:269:G:N3	2.14	0.46

Continued on next page...

Continued from previous page...

Atom-1	Atom-2	Interatomic distance (Å)	Clash overlap (Å)
69:D3:131:SER:HB2	45:6:30:G:H5''	370.25	0.46
3:8:82:U:H1'	3:8:87:G:H4'	1.98	0.46
68:D2:25:VAL:CG1	68:D2:27:ILE:HG13	7.15	0.46
68:D2:15:ASN:ND2	68:D2:71:LYS:HG3	3.06	0.46
69:D3:130:VAL:HG23	69:D3:135:LEU:HD11	1.97	0.46
57:C1:97:TYR:CD1	69:D3:15:LEU:HD23	2.51	0.46
72:D6:83:ILE:O	72:D6:84:VAL:HG13	2.16	0.46
76:E0:48:THR:OG1	76:E0:49:LEU:N	2.48	0.46
5:L3:36:ASP:OD1	5:L3:38:SER:OG	2.27	0.46
7:L5:99:TYR:CG	7:L5:199:ILE:HG23	2.99	0.46
10:L8:147:LYS:HE2	10:L8:147:LYS:HB3	2.41	0.46
10:L8:159:PRO:O	10:L8:162:LEU:HD12	2.73	0.46
10:L8:206:GLU:HG3	10:L8:206:GLU:H	1.61	0.46
10:L8:221:ASN:O	10:L8:225:LYS:HB2	3.48	0.46
12:M0:9:TYR:HB3	12:M0:97:LEU:HD13	1.98	0.46
15:M4:36:VAL:HG21	15:M4:47:ASP:HB2	2.23	0.46
16:M5:186:GLY:O	16:M5:190:THR:HG22	4.54	0.46
19:M8:14:GLY:O	1:5:974:G:H5''	180.42	0.46
21:N0:50:LYS:HZ1	2:7:76:A:HO2'	301.31	0.46
1:1:1097:G:O2'	22:N1:108:ARG:NH2	2.47	0.46
22:N1:78:LYS:HB3	22:N1:87:LYS:HG3	1.97	0.46
27:N6:27:ARG:HG2	27:N6:78:PHE:CE1	2.78	0.46
31:O0:40:LYS:O	31:O0:65:THR:HG23	2.15	0.46
36:O5:4:VAL:HG11	36:O5:9:LEU:HD11	1.98	0.46
41:Q0:92:ASP:O	41:Q0:93:LYS:HG2	2.46	0.46
47:S1:180:THR:HG22	47:S1:181:LEU:H	1.81	0.46
45:2:448:C:O3'	50:S4:29:PRO:HA	2.16	0.46
51:S5:40:ILE:HG23	51:S5:42:LEU:HG	1.97	0.46
51:S5:81:ARG:HG2	51:S5:82:PHE:CD2	3.47	0.46
53:S7:152:VAL:O	53:S7:183:PHE:HA	2.49	0.46
45:2:1274:C:N4	79:SM:96:ARG:H	2.10	0.46
1:1:2328:U:H2'	1:1:2329:C:H6	1.81	0.45
1:1:2405:C:O2	1:1:2819:A:N1	2.49	0.45
1:1:2897:A:H2'	1:1:2899:C:H5''	1.97	0.45
1:1:545:U:H2'	1:1:547:G:C6	2.51	0.45
1:1:679:U:H2'	1:1:680:G:C8	2.51	0.45
1:1:936:A:H5''	29:N8:27:LYS:HB2	1.97	0.45
45:2:149:C:H42	45:2:165:G:H1	1.64	0.45
45:2:971:A:C8	45:2:972:G:C8	3.04	0.45
1:5:1070:U:C4	1:5:1071:U:C4	3.04	0.45
1:5:188:U:H1'	1:5:208:C:H1'	1.98	0.45

Continued on next page...

Continued from previous page...

Atom-1	Atom-2	Interatomic distance (Å)	Clash overlap (Å)
1:5:2211:U:H5	1:5:2234:G:N1	2.14	0.45
1:5:2359:C:O5'	1:5:2359:C:H6	1.98	0.45
6:L4:68:GLY:HA2	1:5:2401:A:O3'	173.74	0.45
4:L2:95:SER:HG	1:5:2551:U:H3	227.10	0.45
1:5:3291:G:H2'	1:5:3292:A:H8	1.79	0.45
1:5:3366:G:H2'	1:5:3367:C:C6	2.51	0.45
1:5:692:A:C4	1:5:693:A:C8	3.04	0.45
45:6:1068:C:H2'	45:6:1069:A:H8	1.81	0.45
60:C4:128:LYS:O	72:D6:22:ARG:NH2	3.09	0.45
63:C7:23:LYS:HB3	63:C7:34:LEU:HD11	1.98	0.45
65:C9:143:ASP:N	65:C9:143:ASP:OD1	3.87	0.45
65:C9:42:GLY:HA3	65:C9:94:ILE:HG21	1.98	0.45
65:C9:57:ARG:HG2	65:C9:104:VAL:HG21	1.97	0.45
65:C9:6:VAL:HG22	65:C9:66:TYR:CE1	2.51	0.45
48:S2:54:GLU:HG2	67:D1:11:LEU:HB2	1.98	0.45
67:D1:11:LEU:HD12	67:D1:12:TYR:HB3	1.96	0.45
67:D1:17:CYS:HB2	67:D1:56:SER:HB3	1.98	0.45
72:D6:10:ARG:HB2	72:D6:34:LYS:HA	1.98	0.45
73:D7:62:ILE:HG23	73:D7:63:LEU:N	4.18	0.45
74:D8:32:PHE:CE2	74:D8:38:ARG:HB3	2.51	0.45
55:S9:25:ASP:HB3	76:E0:44:PHE:HE2	3.16	0.45
5:L3:287:LYS:NZ	5:L3:289:ASP:OD1	2.42	0.45
6:L4:74:ILE:N	6:L4:74:ILE:HD13	2.31	0.45
10:L8:33:ASN:O	10:L8:39:ALA:HB3	2.17	0.45
10:L8:55:TYR:CE2	10:L8:56:VAL:HG23	2.63	0.45
14:M3:130:GLY:C	14:M3:131:LYS:HG2	2.36	0.45
3:4:144:G:P	16:M5:57:GLN:HE21	2.38	0.45
1:1:744:A:O2'	19:M8:144:ARG:HG3	2.16	0.45
22:N1:79:MET:HB2	22:N1:84:TYR:CE2	3.08	0.45
23:N2:75:TYR:O	23:N2:79:LEU:HD12	2.57	0.45
32:O1:105:GLN:NE2	1:5:3383:G:H21	177.51	0.45
1:1:758:C:OP1	43:Q2:15:LYS:HE2	2.16	0.45
44:Q3:20:SER:O	44:Q3:24:ARG:HB2	3.58	0.45
47:S1:181:LEU:HD23	47:S1:182:ALA:H	1.81	0.45
47:S1:196:GLU:O	47:S1:199:ASN:HB2	2.17	0.45
49:S3:71:LEU:HD22	49:S3:75:LYS:HE2	3.07	0.45
50:S4:45:ILE:O	50:S4:49:ARG:HB3	2.16	0.45
51:S5:45:LYS:HA	51:S5:45:LYS:HD3	1.66	0.45
52:S6:7:TYR:CE1	52:S6:125:THR:HA	2.51	0.45
54:S8:33:PRO:HB3	45:6:330:G:O2'	272.60	0.45
54:S8:44:HIS:O	54:S8:56:ARG:N	2.46	0.45

Continued on next page...

Continued from previous page...

Atom-1	Atom-2	Interatomic distance (Å)	Clash overlap (Å)
55:S9:149:ARG:O	55:S9:150:LEU:HB2	2.16	0.45
55:S9:151:ASP:HA	55:S9:154:LYS:HE3	1.98	0.45
61:C5:119:PHE:HA	79:SM:57:ASN:ND2	2.30	0.45
1:1:1702:U:H2'	1:1:1703:U:H6	1.81	0.45
1:1:2359:C:H2'	1:1:2360:C:C6	2.51	0.45
1:1:2869:U:O2'	1:1:2873:U:OP1	2.32	0.45
1:1:3201:C:H2'	1:1:3202:G:C8	2.52	0.45
1:1:3215:A:C5'	15:M4:121:MET:HE1	2.45	0.45
1:1:499:G:H2'	1:1:500:C:H6	1.81	0.45
1:1:603:A:H2'	1:1:604:G:O4'	2.17	0.45
1:1:934:G:C6	1:1:935:U:C4	3.05	0.45
1:1:978:G:O2'	1:1:979:U:O2	2.31	0.45
45:2:1216:C:H4'	45:2:1217:A:H8	1.81	0.45
45:2:1471:A:C6	45:2:1472:C:H5	2.34	0.45
45:2:540:G:H4'	45:2:541:A:OP1	2.04	0.45
45:2:854:U:O4	45:2:855:A:N6	2.50	0.45
1:5:2667:A:N6	1:5:2687:G:H1'	2.31	0.45
45:6:1091:A:H4'	45:6:1092:A:O5'	2.16	0.45
45:6:1403:C:H2'	45:6:1404:C:H6	1.81	0.45
63:C7:3:ARG:NH1	45:6:1413:U:O5'	401.33	0.45
45:6:1649:G:H2'	45:6:1650:U:C6	2.50	0.45
45:6:592:A:H2'	45:6:593:U:O4'	2.16	0.45
45:6:679:U:O2'	45:6:680:U:O4'	2.33	0.45
45:6:754:A:C6	45:6:793:A:N7	2.83	0.45
68:D2:28:ARG:NH2	45:6:864:U:H3'	351.31	0.45
45:6:970:A:H2'	45:6:971:A:H5'	1.98	0.45
59:C3:109:LYS:HD2	45:6:975:C:H5''	280.96	0.45
56:C0:76:LEU:HD13	56:C0:76:LEU:H	1.81	0.45
57:C1:37:ASN:HA	57:C1:44:THR:HG21	2.85	0.45
58:C2:105:LYS:H	58:C2:113:ARG:CB	2.29	0.45
59:C3:25:TRP:CH2	73:D7:45:THR:HG21	3.13	0.45
45:2:864:U:H3'	68:D2:28:ARG:HH22	1.81	0.45
69:D3:61:SER:HB3	69:D3:69:ARG:HH11	2.53	0.45
74:D8:39:THR:O	74:D8:40:ILE:HD12	5.38	0.45
51:S5:166:ARG:HD2	74:D8:46:GLY:CA	2.46	0.45
4:L2:132:ASN:HA	4:L2:132:ASN:HD22	2.40	0.45
4:L2:204:MET:HB3	4:L2:208:ASP:HB2	2.43	0.45
5:L3:51:ALA:HB2	5:L3:317:ILE:HD11	2.64	0.45
6:L4:318:LEU:HD23	6:L4:318:LEU:HA	2.35	0.45
6:L4:64:SER:OG	6:L4:73:ARG:O	2.58	0.45
7:L5:32:GLN:NE2	87:L5:401:HOH:O	2.48	0.45

Continued on next page...

Continued from previous page...

Atom-1	Atom-2	Interatomic distance (Å)	Clash overlap (Å)
8:L6:76:LEU:N	8:L6:138:GLN:OE1	2.47	0.45
10:L8:133:LYS:HB2	10:L8:199:ALA:O	3.14	0.45
13:M1:132:ASN:HA	13:M1:154:THR:HG21	2.00	0.45
13:M1:92:ARG:HH11	13:M1:94:ARG:NH1	2.13	0.45
14:M3:188:ARG:NH2	14:M3:189:GLU:HG3	2.31	0.45
14:M3:190:LYS:HE2	14:M3:190:LYS:HB2	1.66	0.45
14:M3:27:ASP:HB2	14:M3:31:LYS:HG3	1.97	0.45
18:M7:51:VAL:HA	18:M7:56:ARG:O	2.16	0.45
20:M9:95:TRP:NE1	20:M9:99:LEU:HD12	2.32	0.45
26:N5:64:GLU:O	26:N5:65:GLN:HB2	3.99	0.45
28:N7:23:VAL:HG12	28:N7:45:GLY:CA	2.45	0.45
39:O8:62:ALA:O	39:O8:66:ILE:HG13	2.49	0.45
38:O7:14:LYS:HZ3	40:O9:51:ILE:HD11	3.51	0.45
44:Q3:62:LYS:HD3	1:5:2554:A:N6	215.61	0.45
47:S1:103:MET:HG2	47:S1:104:ASP:N	3.06	0.45
47:S1:116:LYS:HE2	47:S1:117:TRP:CZ3	2.51	0.45
48:S2:237:VAL:HG12	48:S2:238:SER:H	1.81	0.45
50:S4:95:THR:OG1	50:S4:97:GLU:HG3	2.17	0.45
51:S5:40:ILE:HG23	51:S5:42:LEU:HD13	4.09	0.45
51:S5:56:ALA:O	51:S5:58:LEU:HD23	2.16	0.45
51:S5:41:LYS:NZ	51:S5:67:PRO:O	2.47	0.45
53:S7:173:TYR:CE2	53:S7:177:THR:HG21	2.52	0.45
54:S8:104:ILE:HG13	54:S8:105:ASP:H	1.81	0.45
49:S3:115:ILE:HG21	79:SM:110:TRP:HA	1.98	0.45
79:SM:85:SER:O	79:SM:87:THR:N	2.50	0.45
78:SR:258:THR:HB	78:SR:275:ARG:NH1	2.51	0.45
78:SR:38:ARG:NE	78:SR:67:ILE:HD13	2.41	0.45
1:1:1191:U:C2	17:M6:48:PHE:CE1	3.05	0.45
1:1:1416:C:H5"	87:1:4237:HOH:O	2.15	0.45
1:1:2116:G:N3	1:1:2116:G:H5'	2.30	0.45
1:1:2707:C:H2'	1:1:2708:C:H6	1.81	0.45
1:1:2223:A:N1	1:1:2783:U:H1'	2.31	0.45
1:1:3046:A:H2'	1:1:3047:U:O4'	2.16	0.45
1:1:3269:U:O2	1:1:3269:U:H5'	2.16	0.45
1:1:3335:A:H5"	1:1:3370:A:H2	1.81	0.45
1:1:976:U:H2'	1:1:977:C:O4'	2.16	0.45
45:2:1654:G:C6	45:2:1745:G:C6	3.04	0.45
45:2:778:G:H5'	45:2:780:A:N1	2.31	0.45
45:2:846:G:N3	45:2:846:G:H5"	2.31	0.45
2:3:62:U:OP1	7:L5:277:LEU:HB2	2.16	0.45
7:L5:140:ARG:NH2	1:5:1080:A:OP2	229.76	0.45

Continued on next page...

Continued from previous page...

Atom-1	Atom-2	Interatomic distance (Å)	Clash overlap (Å)
1:5:1239:C:H3'	1:5:1240:A:H8	1.81	0.45
1:5:1846:C:H5''	1:5:1846:C:H6	1.82	0.45
1:5:1879:A:H2'	1:5:1879:A:N3	2.31	0.45
1:5:2341:A:O3'	1:5:3090:U:H4'	2.17	0.45
1:5:602:A:H2'	1:5:603:A:C8	2.52	0.45
1:5:712:G:H2'	1:5:713:U:H6	1.82	0.45
1:5:852:U:H2'	1:5:853:G:H8	1.81	0.45
45:6:1230:A:H8	45:6:1258:U:C4	2.34	0.45
45:6:1338:C:N4	45:6:1339:C:H41	2.15	0.45
45:6:140:A:OP2	45:6:140:A:H4'	2.16	0.45
45:6:152:U:C2	45:6:163:G:N2	2.84	0.45
45:6:1738:U:H2'	45:6:1739:C:C6	2.52	0.45
45:6:209:U:H2'	45:6:210:A:C8	2.52	0.45
57:C1:58:CYS:O	57:C1:62:GLY:N	2.46	0.45
60:C4:18:ARG:HA	60:C4:82:LYS:O	2.41	0.45
45:2:1553:G:H1	61:C5:40:ARG:HH21	1.65	0.45
63:C7:99:VAL:HG22	63:C7:118:PRO:HB2	1.98	0.45
66:D0:44:ASN:OD1	66:D0:103:ILE:HD11	3.15	0.45
69:D3:38:PHE:CZ	45:6:359:A:H1'	332.15	0.45
69:D3:3:LYS:HA	69:D3:3:LYS:HD3	1.50	0.45
69:D3:87:VAL:HG12	69:D3:92:CYS:HB3	1.97	0.45
64:C8:6:GLN:OE1	71:D5:42:LEU:HD13	2.17	0.45
72:D6:64:LEU:HA	72:D6:64:LEU:HD23	2.91	0.45
73:D7:63:LEU:HD13	73:D7:64:CYS:HB3	1.98	0.45
5:L3:292:ALA:HA	5:L3:303:LYS:O	2.17	0.45
6:L4:188:ARG:NH2	6:L4:197:ARG:HB3	2.31	0.45
6:L4:267:VAL:HG22	6:L4:268:ALA:O	4.06	0.45
6:L4:290:ILE:HD12	19:M8:35:PHE:CD2	4.82	0.45
6:L4:299:ILE:HG22	6:L4:300:ARG:O	2.16	0.45
6:L4:338:LYS:C	6:L4:340:GLY:H	2.15	0.45
8:L6:174:LEU:HA	8:L6:174:LEU:HD23	1.74	0.45
8:L6:55:LEU:CD1	8:L6:66:SER:HB2	4.96	0.45
9:L7:47:ARG:O	9:L7:50:ALA:N	2.79	0.45
11:L9:97:PHE:CE2	1:5:3024:A:H4'	333.90	0.45
12:M0:175:ASN:O	12:M0:176:LEU:HD12	6.01	0.45
14:M3:73:ARG:HD2	1:5:76:G:H3'	82.49	0.45
28:N7:89:VAL:HG23	28:N7:92:PHE:CD2	2.52	0.45
29:N8:47:LYS:HE3	29:N8:48:TYR:CZ	4.43	0.45
29:N8:74:ASN:HB2	29:N8:76:ASP:H	1.80	0.45
29:N8:7:LYS:O	29:N8:10:LYS:N	2.90	0.45
30:N9:59:LYS:HE3	30:N9:59:LYS:HB2	4.79	0.45

Continued on next page...

Continued from previous page...

Atom-1	Atom-2	Interatomic distance (Å)	Clash overlap (Å)
39:O8:13:GLU:HG3	39:O8:13:GLU:H	1.51	0.45
46:S0:13:ASP:CG	46:S0:179:ARG:HH22	2.82	0.45
47:S1:229:MET:HA	47:S1:232:HIS:ND1	2.31	0.45
47:S1:43:VAL:CG1	47:S1:68:VAL:HG21	4.28	0.45
49:S3:168:ILE:HD11	49:S3:187:LYS:HE2	4.22	0.45
52:S6:102:VAL:HG13	52:S6:106:LEU:HD12	2.34	0.45
53:S7:158:ASP:HB3	53:S7:161:GLN:HE21	4.78	0.45
53:S7:47:ARG:O	53:S7:58:LEU:HD23	2.16	0.45
53:S7:61:PHE:O	53:S7:62:VAL:HG23	2.69	0.45
78:SR:108:SER:OG	78:SR:109:ASP:N	2.48	0.45
78:SR:231:MET:HE2	78:SR:232:TYR:HE2	4.59	0.45
78:SR:22:SER:OG	78:SR:70:ASP:OD1	2.32	0.45
1:1:1104:G:O5'	1:1:1104:G:H8	1.99	0.45
1:1:1116:G:N2	1:1:2817:A:O4'	2.49	0.45
1:1:1470:U:H2'	1:1:1471:U:H6	1.81	0.45
1:1:2115:G:H22	1:1:2120:A:H1'	1.80	0.45
1:1:2218:G:H2'	1:1:2219:A:C8	2.52	0.45
1:1:2689:A:C8	1:1:2702:A:C6	3.04	0.45
1:1:2800:G:H5''	1:1:2801:A:OP1	2.16	0.45
1:1:3296:A:H2'	1:1:3297:U:C6	2.51	0.45
1:1:889:U:H2'	1:1:890:C:O4'	2.17	0.45
1:1:945:C:H2'	1:1:946:U:C6	2.51	0.45
45:2:1535:U:H5	51:S5:185:ARG:C	2.20	0.45
45:2:358:U:O2'	45:2:360:A:H5''	2.16	0.45
45:2:912:U:H4'	45:2:913:G:O5'	2.17	0.45
2:3:22:A:C4	2:3:23:A:C8	3.05	0.45
3:4:85:G:C8	3:4:85:G:H3'	2.51	0.45
1:5:1056:U:H2'	1:5:1057:A:O4'	2.16	0.45
10:L8:183:LYS:HE2	1:5:147:U:O4	129.52	0.45
35:O4:52:GLN:HB3	1:5:1639:C:OP1	194.73	0.45
1:5:2106:A:H2'	1:5:2107:A:C8	2.52	0.45
1:5:2658:G:C6	1:5:2659:G:N7	2.85	0.45
1:5:3208:G:H5''	1:5:3210:A:O4'	2.16	0.45
8:L6:166:LYS:NZ	1:5:3214:U:O2'	271.53	0.45
1:5:386:A:H2'	1:5:387:A:O4'	2.15	0.45
1:5:847:A:C6	1:5:848:A:C6	3.04	0.45
1:5:903:U:H2'	1:5:904:A:H8	1.82	0.45
45:6:1000:C:N4	45:6:1003:A:OP2	2.40	0.45
45:6:163:G:H8	45:6:163:G:O5'	1.99	0.45
45:6:269:G:C5	45:6:287:G:C2	3.05	0.45
45:6:532:U:H2'	45:6:533:U:O4'	2.17	0.45

Continued on next page...

Continued from previous page...

Atom-1	Atom-2	Interatomic distance (Å)	Clash overlap (Å)
45:6:629:U:C4	45:6:630:A:N7	2.85	0.45
45:6:792:U:C2	45:6:793:A:H2	2.35	0.45
2:7:15:C:C2	2:7:66:A:C2	3.04	0.45
56:C0:27:PHE:CB	45:6:1217:A:H2	422.21	0.45
56:C0:29:GLN:HB3	56:C0:39:ASN:HB2	2.22	0.45
56:C0:46:LEU:HD22	56:C0:46:LEU:HA	1.77	0.45
56:C0:46:LEU:HD12	56:C0:66:TYR:CD1	2.52	0.45
57:C1:121:ASP:O	57:C1:123:VAL:HG23	3.08	0.45
59:C3:128:TYR:O	59:C3:131:THR:HG22	4.14	0.45
59:C3:63:ALA:O	59:C3:67:THR:OG1	2.95	0.45
61:C5:16:SER:HA	61:C5:20:VAL:O	2.16	0.45
61:C5:29:SER:OG	61:C5:31:GLU:HG2	2.17	0.45
62:C6:110:THR:HA	62:C6:113:ASP:CB	2.92	0.45
64:C8:122:HIS:CG	45:6:1558:U:C5	362.16	0.45
64:C8:86:LEU:HD12	64:C8:99:HIS:CG	2.52	0.45
65:C9:88:VAL:CG2	45:6:1172:G:H21	355.83	0.45
66:D0:39:SER:O	66:D0:42:VAL:HG12	2.60	0.45
69:D3:109:ARG:HB3	69:D3:112:LYS:HB2	2.44	0.45
71:D5:91:PRO:HB3	71:D5:101:TYR:HE1	1.81	0.45
74:D8:22:ARG:HD2	45:6:1619:C:C2	342.09	0.45
5:L3:56:ILE:HG12	5:L3:356:LEU:HD22	2.39	0.45
6:L4:346:LYS:HD2	6:L4:346:LYS:HA	5.30	0.45
7:L5:178:ASN:N	7:L5:178:ASN:OD1	2.49	0.45
10:L8:121:SER:OG	10:L8:125:ALA:HB2	2.16	0.45
1:1:2673:A:C5'	13:M1:95:ASN:HA	2.46	0.45
14:M3:119:TYR:HD1	14:M3:145:PHE:HE2	1.64	0.45
14:M3:54:LEU:HD22	14:M3:54:LEU:HA	1.71	0.45
15:M4:50:LYS:NZ	15:M4:91:CYS:HB2	2.87	0.45
16:M5:124:ASP:OD2	16:M5:125:SER:N	2.31	0.45
18:M7:102:ALA:HA	18:M7:107:LEU:HD23	3.00	0.45
24:N3:66:LYS:HB3	24:N3:68:GLU:OE1	2.16	0.45
25:N4:54:LEU:HA	25:N4:54:LEU:HD12	1.72	0.45
26:N5:100:LYS:HA	26:N5:105:VAL:O	2.52	0.45
1:1:1431:G:OP2	29:N8:12:ARG:NH1	2.49	0.45
43:Q2:53:GLN:HE21	43:Q2:55:LYS:H	2.59	0.45
46:S0:41:ARG:HH11	46:S0:45:VAL:HG21	3.11	0.45
46:S0:59:LEU:O	46:S0:63:ILE:HG13	2.36	0.45
47:S1:115:ARG:H	47:S1:118:GLN:NE2	2.15	0.45
47:S1:47:LEU:HA	47:S1:47:LEU:HD23	1.73	0.45
48:S2:87:GLN:HA	48:S2:95:ARG:O	2.16	0.45
54:S8:38:ILE:HA	54:S8:60:ILE:O	2.31	0.45

Continued on next page...

Continued from previous page...

Atom-1	Atom-2	Interatomic distance (Å)	Clash overlap (Å)
55:S9:88:GLU:HA	55:S9:91:LYS:CE	2.46	0.45
1:1:1011:A:H2'	1:1:1012:G:O4'	2.17	0.45
1:1:1305:U:C2	5:L3:257:PRO:HG3	2.51	0.45
1:1:1472:U:H2'	1:1:1473:G:H8	1.81	0.45
1:1:2536:A:H2'	1:1:2537:U:C6	2.51	0.45
1:1:2585:G:H1'	10:L8:48:ARG:HG3	1.97	0.45
1:1:2896:A:P	41:Q0:102:ARG:HH21	2.40	0.45
1:1:3018:C:H2'	1:1:3019:U:O4'	2.17	0.45
1:1:721:G:C2	1:1:722:G:C8	3.05	0.45
1:1:74:G:OP1	14:M3:104:ARG:HB2	2.16	0.45
1:1:916:G:OP1	1:1:2957:G:H5''	2.16	0.45
1:1:8:C:H2'	1:1:9:U:O4'	2.17	0.45
45:2:1196:A:C8	45:2:1602:C:H4'	2.52	0.45
45:2:444:C:OP2	70:D4:108:ARG:NH2	2.48	0.45
45:2:512:A:OP2	55:S9:172:VAL:HB	2.17	0.45
45:2:967:A:OP1	59:C3:4:MET:HB3	2.17	0.45
2:3:31:U:O2'	2:3:32:U:H5'	2.17	0.45
1:5:1528:G:H1	1:5:1832:C:N4	2.14	0.45
1:5:179:C:H2'	1:5:180:C:H6	1.80	0.45
1:5:1821:U:H4'	1:5:1822:C:OP2	2.16	0.45
1:5:2255:A:OP2	1:5:2261:G:N1	2.35	0.45
43:Q2:62:ALA:CB	1:5:2796:G:H2'	214.22	0.45
45:6:1061:A:H3'	45:6:1062:A:C2	2.52	0.45
45:6:1491:U:H1'	45:6:1492:A:C5'	2.46	0.45
45:6:544:A:H8	45:6:544:A:OP2	2.00	0.45
79:SM:25:ILE:HG12	2:7:39:C:H5'	290.29	0.45
2:7:75:G:O5'	2:7:75:G:H8	1.99	0.45
3:8:146:U:H2'	3:8:147:U:C6	2.52	0.45
58:C2:62:LEU:HD23	58:C2:62:LEU:H	1.81	0.45
46:S0:200:ASP:CG	63:C7:88:VAL:HG12	2.37	0.45
64:C8:123:ARG:HG3	64:C8:133:VAL:HB	1.97	0.45
64:C8:27:LYS:O	64:C8:31:ALA:N	3.19	0.45
65:C9:126:GLU:OE1	65:C9:126:GLU:N	2.50	0.45
69:D3:127:VAL:HG23	69:D3:132:LEU:HG	7.53	0.45
73:D7:47:PHE:CZ	73:D7:49:HIS:HB2	3.58	0.45
74:D8:27:GLN:CD	74:D8:64:ARG:HH21	2.18	0.45
77:E1:133:ALA:HB2	45:6:1252:C:O4'	442.75	0.45
1:1:2415:C:OP1	4:L2:2:GLY:HA3	2.17	0.45
4:L2:3:ARG:HG2	4:L2:4:VAL:N	2.48	0.45
7:L5:221:GLU:HB3	7:L5:222:LEU:HD23	1.98	0.45
8:L6:7:PRO:HD2	8:L6:10:TYR:CZ	4.01	0.45

Continued on next page...

Continued from previous page...

Atom-1	Atom-2	Interatomic distance (Å)	Clash overlap (Å)
11:L9:90:MET:HE1	11:L9:162:GLN:HB2	1.98	0.45
12:M0:142:ASP:OD1	12:M0:142:ASP:N	3.44	0.45
12:M0:76:MET:CE	12:M0:76:MET:HA	5.34	0.45
13:M1:109:HIS:N	13:M1:123:PHE:O	2.96	0.45
13:M1:65:ILE:HG22	13:M1:66:ALA:N	2.31	0.45
14:M3:76:THR:HG21	14:M3:103:ASN:OD1	2.17	0.45
17:M6:27:LEU:HB3	17:M6:98:ALA:O	2.37	0.45
17:M6:58:LEU:HA	17:M6:72:HIS:CD2	2.60	0.45
17:M6:35:VAL:HG21	17:M6:80:PHE:HE2	1.81	0.45
20:M9:168:ALA:HB1	20:M9:172:ARG:CZ	2.47	0.45
23:N2:13:LYS:O	23:N2:66:VAL:HA	2.16	0.45
24:N3:130:ALA:O	24:N3:133:SER:HB2	2.17	0.45
26:N5:50:ALA:HB2	36:O5:79:ASP:HB3	6.19	0.45
27:N6:125:LYS:HA	27:N6:125:LYS:HD3	4.27	0.45
34:O3:71:VAL:HG13	34:O3:81:VAL:CG1	3.04	0.45
38:O7:2:GLY:O	38:O7:7:SER:HB3	2.17	0.45
39:O8:17:ARG:HH22	1:5:1824:U:H4'	137.65	0.45
46:S0:185:ARG:HB3	46:S0:186:GLY:H	4.19	0.45
46:S0:84:ARG:HG3	46:S0:205:ARG:NH1	2.31	0.45
47:S1:126:THR:HG23	47:S1:136:ARG:HE	1.81	0.45
47:S1:144:ARG:HG3	47:S1:206:PRO:HB2	2.12	0.45
48:S2:152:HIS:CG	48:S2:153:SER:N	2.85	0.45
49:S3:177:MET:HG3	49:S3:182:LEU:CD1	2.46	0.45
51:S5:187:ILE:HG13	51:S5:187:ILE:H	1.59	0.45
51:S5:20:PHE:O	51:S5:21:THR:OG1	2.31	0.45
52:S6:64:LYS:NZ	52:S6:82:SER:O	2.52	0.45
1:1:1821:U:C2	35:O4:67:LYS:HB2	2.50	0.45
1:1:2352:A:OP1	18:M7:82:ARG:HB3	2.16	0.45
1:1:2403:G:C2	1:1:2405:C:C4	3.05	0.45
1:1:266:A:N6	37:O6:30:LYS:HA	2.32	0.45
1:1:283:G:OP2	1:1:285:A:O2'	2.24	0.45
1:1:3380:U:H2'	1:1:3381:U:C6	2.52	0.45
1:1:701:G:O2'	85:1:3992:LLL:H611	2.17	0.45
1:1:828:A:H2'	1:1:829:U:C6	2.52	0.45
45:2:1276:U:H4'	49:S3:147:ALA:HB2	1.99	0.45
45:2:1460:A:H5'	45:2:1461:C:OP2	2.17	0.45
45:2:1637:C:C2	79:SM:93:ARG:HG3	2.52	0.45
1:5:1232:C:C5	1:5:1261:G:H2'	2.52	0.45
1:5:1354:G:H2'	1:5:1357:G:H4'	1.98	0.45
1:5:1471:U:H2'	1:5:1472:U:C6	2.52	0.45
1:5:1716:U:H3'	1:5:1716:U:P	2.56	0.45

Continued on next page...

Continued from previous page...

Atom-1	Atom-2	Interatomic distance (Å)	Clash overlap (Å)
1:5:1913:A:N3	1:5:2120:A:H2'	2.31	0.45
1:5:656:A:H2'	1:5:657:A:C8	2.52	0.45
14:M3:14:PHE:CZ	1:5:665:A:H1'	133.03	0.45
1:5:916:G:H4'	1:5:917:A:O5'	2.17	0.45
45:6:1304:G:H5'	45:6:1322:A:OP2	2.17	0.45
45:6:1504:G:C6	45:6:1505:A:C6	3.04	0.45
45:6:57:G:H2'	45:6:58:U:O4'	2.16	0.45
36:O5:56:THR:OG1	3:8:64:U:O2'	45.30	0.45
58:C2:35:ALA:HB2	58:C2:126:TRP:HA	1.99	0.45
60:C4:29:HIS:CD2	60:C4:41:ARG:HB2	5.27	0.45
63:C7:24:LEU:HD22	63:C7:34:LEU:HD13	1.98	0.45
65:C9:63:ARG:NH1	65:C9:67:MET:HE1	3.40	0.45
65:C9:65:ILE:HD11	65:C9:105:LEU:HD21	1.97	0.45
66:D0:23:ARG:HD3	66:D0:92:ASP:OD1	2.17	0.45
50:S4:95:THR:HG22	70:D4:16:PRO:HG2	1.97	0.45
76:E0:39:LEU:HD12	76:E0:39:LEU:HA	3.52	0.45
4:L2:32:LEU:HD23	4:L2:163:ARG:CZ	3.68	0.45
5:L3:122:TRP:CE2	5:L3:127:LYS:HE3	2.51	0.45
5:L3:14:LEU:HD13	5:L3:262:TRP:CH2	2.52	0.45
7:L5:202:GLY:O	7:L5:206:GLN:HG3	4.87	0.45
8:L6:91:VAL:HG12	8:L6:155:LEU:HD11	3.54	0.45
9:L7:116:PHE:HB2	9:L7:199:ASN:OD1	2.49	0.45
10:L8:163:VAL:O	10:L8:165:PHE:N	3.57	0.45
11:L9:7:GLU:HB3	11:L9:56:ALA:HB2	2.59	0.45
12:M0:32:ARG:HA	12:M0:32:ARG:HD2	1.51	0.45
13:M1:89:TYR:O	13:M1:169:ALA:HB1	2.17	0.45
15:M4:14:LEU:HA	15:M4:14:LEU:HD23	2.04	0.45
16:M5:49:ARG:NH2	16:M5:49:ARG:HG2	5.38	0.45
16:M5:75:VAL:CG1	16:M5:76:PRO:HD2	2.45	0.45
17:M6:116:LYS:HG3	17:M6:117:ARG:N	2.79	0.45
1:1:1448:U:H5''	18:M7:66:SER:HB2	1.97	0.45
28:N7:13:VAL:O	28:N7:20:GLY:N	2.75	0.45
28:N7:23:VAL:HB	28:N7:43:VAL:HB	1.99	0.45
10:L8:26:LEU:HD13	28:N7:53:VAL:HG21	1.97	0.45
31:O0:104:LEU:HD12	31:O0:105:ALA:N	2.32	0.45
32:O1:83:GLU:HG2	32:O1:84:ASP:OD1	6.66	0.45
33:O2:24:ARG:HD3	33:O2:25:TYR:CZ	2.88	0.45
18:M7:172:GLN:NE2	34:O3:60:ARG:O	2.50	0.45
36:O5:84:LYS:O	38:O7:73:ARG:NH2	2.50	0.45
39:O8:14:LEU:HD23	39:O8:17:ARG:CD	3.60	0.45
42:Q1:7:LYS:HE2	42:Q1:11:ARG:NH1	2.32	0.45

Continued on next page...

Continued from previous page...

Atom-1	Atom-2	Interatomic distance (Å)	Clash overlap (Å)
46:S0:10:THR:HG21	46:S0:191:ARG:HH22	12.12	0.45
46:S0:202:TYR:O	46:S0:203:PHE:HD2	2.91	0.45
46:S0:23:HIS:CE1	46:S0:24:LEU:HD13	2.60	0.45
46:S0:41:ARG:NH1	46:S0:45:VAL:HG21	2.91	0.45
47:S1:108:ASP:OD2	47:S1:109:LYS:N	2.90	0.45
47:S1:128:LYS:NZ	47:S1:132:ASP:HB3	2.31	0.45
47:S1:162:ARG:NH1	85:6:2167:LLL:H531	301.36	0.45
50:S4:137:PRO:HG2	50:S4:150:PRO:HD2	2.55	0.45
51:S5:124:LEU:HD11	71:D5:59:TYR:HB2	2.50	0.45
54:S8:56:ARG:HH22	45:6:332:U:P	284.91	0.45
55:S9:49:LEU:HG	55:S9:104:PHE:CE2	2.51	0.45
55:S9:168:ARG:HH21	55:S9:174:ARG:HD2	9.77	0.45
63:C7:33:ARG:HD2	78:SR:109:ASP:OD2	2.95	0.45
1:1:1391:C:C2	33:O2:103:LYS:HD3	2.51	0.45
1:1:2522:G:H4'	1:1:2523:A:OP2	2.16	0.45
1:1:255:A:C2	1:1:256:G:C5	3.05	0.45
1:1:2573:G:OP1	28:N7:61:LYS:HG3	2.16	0.45
1:1:2733:A:H2'	1:1:2734:A:H8	1.82	0.45
1:1:2887:A:N3	1:1:2887:A:H2'	2.32	0.45
1:1:3121:U:H4'	1:1:3122:A:OP1	2.16	0.45
1:1:3194:C:O2'	1:1:3195:U:O2	2.22	0.45
1:1:517:G:P	9:L7:60:ARG:HH22	2.39	0.45
1:1:720:A:N3	1:1:720:A:H2'	2.31	0.45
45:2:1385:G:H2'	45:2:1386:G:H8	1.80	0.45
45:2:1490:C:OP1	45:2:1492:A:H1'	2.17	0.45
45:2:647:G:H22	45:2:687:G:H1	1.64	0.45
45:2:77:U:O5'	45:2:77:U:H6	2.00	0.45
1:5:1819:U:H2'	1:5:1820:U:C5'	2.47	0.45
1:5:1946:A:H2'	1:5:1947:G:O4'	2.17	0.45
4:L2:221:LYS:HE3	1:5:2417:U:H5''	207.29	0.45
1:5:2560:C:H2'	1:5:2560:C:O2	2.17	0.45
1:5:255:A:H2'	1:5:256:G:H8	1.81	0.45
1:5:284:A:H5'	1:5:285:A:O4'	2.16	0.45
1:5:2992:U:H2'	1:5:2993:G:O4'	2.17	0.45
1:5:3049:A:OP2	87:5:4278:HOH:O	2.21	0.45
5:L3:312:VAL:HA	1:5:3378:C:O2'	214.12	0.45
45:6:129:U:H3'	45:6:130:C:H5''	1.99	0.45
48:S2:99:LYS:HZ1	45:6:1300:A:P	389.74	0.45
45:6:555:A:H2'	45:6:556:A:C8	2.52	0.45
45:6:640:U:H2'	45:6:641:G:C8	2.52	0.45
56:C0:59:PHE:CE1	56:C0:62:GLN:HA	2.51	0.45

Continued on next page...

Continued from previous page...

Atom-1	Atom-2	Interatomic distance (Å)	Clash overlap (Å)
56:C0:43:ILE:HG23	56:C0:66:TYR:OH	2.16	0.45
45:2:247:A:H1'	57:C1:38:ALA:O	2.17	0.45
62:C6:6:SER:N	62:C6:96:TYR:HE2	3.36	0.45
63:C7:38:ILE:HG23	63:C7:39:ALA:H	1.82	0.45
64:C8:102:ALA:O	64:C8:105:VAL:HG12	2.16	0.45
64:C8:83:ALA:O	64:C8:86:LEU:HB2	3.94	0.45
68:D2:53:ILE:HG12	68:D2:60:LYS:HB2	1.98	0.45
45:2:1103:U:C4	69:D3:4:GLY:HA2	2.52	0.45
45:2:864:U:OP2	73:D7:26:GLN:NE2	2.50	0.45
5:L3:10:ARG:NH1	5:L3:11:HIS:O	2.52	0.45
5:L3:19:ARG:HB3	5:L3:232:ARG:NH1	2.31	0.45
6:L4:93:MET:CE	6:L4:93:MET:H	2.29	0.45
8:L6:5:LYS:HB2	8:L6:5:LYS:HE2	1.83	0.45
11:L9:117:PHE:HE1	11:L9:178:GLY:HA2	1.81	0.45
13:M1:45:PRO:HB2	13:M1:67:VAL:CG2	5.80	0.45
15:M4:58:ILE:HD11	15:M4:62:GLN:HG3	4.29	0.45
18:M7:10:ASN:HB3	18:M7:13:LYS:HB2	3.72	0.45
32:O1:72:ARG:HG3	32:O1:96:VAL:HG22	1.97	0.45
33:O2:22:SER:HA	33:O2:28:VAL:HB	1.98	0.45
28:N7:14:VAL:HG21	35:O4:90:ILE:HD11	1.97	0.45
37:O6:13:LYS:HE3	1:5:72:C:OP2	116.61	0.45
1:1:1844:C:O2	38:O7:9:GLY:HA2	2.17	0.45
43:Q2:57:VAL:O	43:Q2:59:HIS:ND1	2.49	0.45
47:S1:23:PRO:HB3	47:S1:26:ARG:HH22	1.80	0.45
47:S1:61:LEU:HG	47:S1:64:ARG:HE	1.81	0.45
49:S3:69:LEU:O	49:S3:73:VAL:HG23	2.26	0.45
78:SR:89:LEU:O	78:SR:103:PHE:HD2	2.00	0.45
78:SR:27:ALA:HB3	78:SR:75:ALA:HB1	1.97	0.45
78:SR:76:ASP:OD1	78:SR:76:ASP:N	2.35	0.45
1:1:1331:U:H5'	1:1:1331:U:H6	1.82	0.45
1:1:289:A:C2	16:M5:93:LYS:HG3	2.52	0.45
1:1:3081:C:H2'	1:1:3082:C:H6	1.81	0.45
1:1:818:C:N3	1:1:920:A:H5'	2.32	0.45
45:2:1069:A:H2'	45:2:1070:C:C6	2.51	0.45
45:2:1207:C:N3	45:2:1456:C:N4	2.65	0.45
45:2:1274:C:H41	79:SM:96:ARG:N	2.11	0.45
45:2:1481:C:O2'	45:2:1482:C:O5'	2.26	0.45
45:2:1566:U:O2'	64:C8:37:GLY:HA2	2.17	0.45
45:2:1597:A:P	75:D9:19:ARG:HH21	2.39	0.45
45:2:235:G:C2	45:2:236:A:H1'	2.52	0.45
45:2:323:A:H2'	45:2:346:G:N2	2.31	0.45

Continued on next page...

Continued from previous page...

Atom-1	Atom-2	Interatomic distance (Å)	Clash overlap (Å)
45:2:890:C:H2'	45:2:891:A:H8	1.82	0.45
45:2:914:G:O3'	45:2:915:A:H8	1.99	0.45
45:2:950:C:H2'	45:2:951:A:C8	2.52	0.45
3:4:131:A:H4'	26:N5:93:TYR:CD2	2.52	0.45
3:4:9:A:H2'	3:4:10:A:H8	1.80	0.45
1:5:1091:A:C2'	1:5:1092:C:H5'	2.46	0.45
1:5:1355:A:HO2'	1:5:1356:U:P	2.39	0.45
1:5:1841:A:H5'	1:5:1849:C:OP1	2.17	0.45
1:5:3256:G:H2'	1:5:3257:C:O4'	2.17	0.45
1:5:857:G:N7	87:5:4232:HOH:O	2.50	0.45
1:5:889:U:H2'	1:5:890:C:O4'	2.17	0.45
45:6:1263:G:H2'	45:6:1264:G:O4'	2.16	0.45
45:6:1458:G:H2'	45:6:1458:G:N3	2.32	0.45
45:6:1768:G:H3'	85:6:2175:LLL:H21	1.99	0.45
45:6:1026:A:C2	45:6:1792:G:C4	3.05	0.45
45:6:271:A:H1'	45:6:285:G:H22	1.82	0.45
45:6:520:A:H2'	45:6:521:A:C8	2.51	0.45
45:6:845:G:C2	45:6:846:G:C5	3.05	0.45
2:7:37:G:H1'	2:7:44:C:O2	2.17	0.45
57:C1:125:VAL:HG12	57:C1:137:PHE:HD1	1.82	0.45
57:C1:64:VAL:HG12	57:C1:129:ARG:NH1	2.57	0.45
59:C3:84:ILE:HD11	59:C3:89:TYR:HD2	2.67	0.45
61:C5:102:PHE:CZ	45:6:1241:G:H5'	383.75	0.45
63:C7:104:ASN:OD1	63:C7:105:GLN:N	4.94	0.45
64:C8:28:ILE:HA	64:C8:58:ALA:HB2	1.98	0.45
65:C9:18:TYR:O	65:C9:22:LEU:HB2	2.17	0.45
66:D0:65:ILE:HD12	75:D9:43:PHE:CZ	2.52	0.45
69:D3:144:ARG:H	69:D3:144:ARG:HG2	1.55	0.45
70:D4:29:HIS:CE1	70:D4:69:SER:HG	4.37	0.45
72:D6:73:TYR:CZ	72:D6:82:ARG:HD2	2.52	0.45
5:L3:230:THR:HB	5:L3:247:ARG:NH1	2.77	0.45
5:L3:53:MET:HE3	1:5:3048:A:C5'	233.22	0.45
6:L4:122:THR:HA	6:L4:235:LEU:HD13	2.17	0.45
6:L4:269:SER:C	6:L4:271:LYS:H	2.48	0.45
8:L6:39:VAL:O	8:L6:87:THR:HG23	2.17	0.45
9:L7:84:VAL:HG23	9:L7:137:GLY:O	2.16	0.45
9:L7:214:TRP:CD2	9:L7:219:LYS:HD3	4.62	0.45
11:L9:86:TYR:CD2	11:L9:151:VAL:HG13	4.09	0.45
11:L9:49:ASN:HD21	11:L9:51:GLN:CB	2.29	0.45
12:M0:182:LEU:HD23	12:M0:182:LEU:HA	2.01	0.45
12:M0:210:ILE:HD13	12:M0:217:PHE:CE2	3.60	0.45

Continued on next page...

Continued from previous page...

Atom-1	Atom-2	Interatomic distance (Å)	Clash overlap (Å)
12:M0:76:MET:HB3	12:M0:85:PHE:CE2	2.52	0.45
14:M3:25:HIS:CE1	16:M5:200:TRP:CE2	3.71	0.45
16:M5:33:LYS:HD3	16:M5:37:HIS:CE1	4.14	0.45
16:M5:59:PHE:HZ	16:M5:148:TYR:CE1	2.72	0.45
24:N3:93:LEU:N	24:N3:93:LEU:HD23	2.53	0.45
27:N6:31:LEU:HA	27:N6:31:LEU:HD23	1.81	0.45
28:N7:4:PHE:HB2	28:N7:9:LYS:HE3	1.99	0.45
29:N8:32:ARG:HD2	1:5:38:U:H4'	157.58	0.45
31:O0:78:GLY:HA2	31:O0:87:VAL:HG12	1.97	0.45
33:O2:19:ARG:HH21	33:O2:33:ARG:HG3	1.82	0.45
35:O4:91:ARG:HG3	35:O4:95:ILE:HD13	1.99	0.45
36:O5:94:LYS:O	36:O5:98:SER:OG	2.56	0.45
36:O5:94:LYS:HG2	36:O5:98:SER:OG	4.53	0.45
46:S0:20:ALA:O	46:S0:21:ASN:HB2	2.33	0.45
46:S0:88:LYS:HG3	46:S0:201:LEU:HG	2.91	0.45
47:S1:33:LYS:O	47:S1:98:THR:HG22	2.17	0.45
48:S2:38:VAL:HG22	48:S2:39:THR:N	2.29	0.45
50:S4:248:ILE:H	50:S4:248:ILE:HG13	3.71	0.45
51:S5:205:SER:C	51:S5:207:THR:H	2.19	0.45
53:S7:173:TYR:HE1	53:S7:179:LYS:HB2	2.37	0.45
54:S8:101:ILE:O	54:S8:101:ILE:HG23	4.01	0.45
54:S8:104:ILE:O	54:S8:165:LEU:N	5.44	0.45
54:S8:137:LYS:HA	54:S8:137:LYS:HD3	4.40	0.45
55:S9:77:ILE:HG23	55:S9:86:LEU:HD23	3.03	0.45
78:SR:293:ALA:N	78:SR:302:PHE:O	2.48	0.45
1:1:1071:U:O2'	1:1:1072:G:OP2	2.27	0.45
1:1:1439:U:H2'	1:1:1440:G:C8	2.51	0.45
1:1:1636:U:H5''	28:N7:73:LYS:NZ	2.31	0.45
1:1:1765:U:C4	20:M9:46:LYS:HE3	2.52	0.45
1:1:2616:C:H3'	1:1:2617:U:O2	2.17	0.45
1:1:2849:C:N4	1:1:2850:G:C6	2.85	0.45
1:1:291:C:H2'	1:1:292:U:C6	2.52	0.45
1:1:304:G:H3'	1:1:304:G:OP2	2.17	0.45
1:1:3393:U:O2'	1:1:3394:U:H5'	2.16	0.45
1:1:435:C:H2'	1:1:436:A:C8	2.52	0.45
45:2:1078:C:H2'	45:2:1079:U:H6	1.82	0.45
45:2:1151:A:H2'	45:2:1152:A:C8	2.52	0.45
45:2:1162:C:H1'	45:2:1616:G:N2	2.31	0.45
45:2:331:A:H2'	45:2:332:U:C6	2.52	0.45
45:2:872:G:N2	45:2:956:C:O2	2.50	0.45
1:1:349:A:C4	3:4:24:G:H1'	2.52	0.45

Continued on next page...

Continued from previous page...

Atom-1	Atom-2	Interatomic distance (Å)	Clash overlap (Å)
1:5:101:G:P	1:5:101:G:H21	2.38	0.45
7:L5:140:ARG:HD3	1:5:1080:A:OP1	227.32	0.45
1:5:1506:A:C5	1:5:1510:G:C6	3.05	0.45
1:5:1546:A:C6	1:5:1547:G:C2	3.05	0.45
1:5:2106:A:H2'	1:5:2107:A:H8	1.82	0.45
1:5:2194:G:H1'	1:5:2274:U:C2	2.52	0.45
1:5:651:G:C6	1:5:652:G:C6	3.04	0.45
62:C6:128:LYS:HE2	45:6:1417:A:O3'	394.20	0.45
65:C9:44:GLU:N	45:6:1477:G:OP1	371.79	0.45
45:6:828:U:C6	45:6:828:U:H3'	2.52	0.45
3:8:145:U:H2'	3:8:146:U:C6	2.52	0.45
56:C0:1:MET:HE1	56:C0:40:LEU:HD22	5.32	0.45
56:C0:56:LYS:HB3	56:C0:56:LYS:HE2	4.68	0.45
59:C3:91:LEU:HA	59:C3:91:LEU:HD23	1.76	0.45
60:C4:129:LYS:HG2	60:C4:130:GLY:N	4.15	0.45
60:C4:29:HIS:ND1	60:C4:29:HIS:O	2.50	0.45
61:C5:92:SER:O	61:C5:107:ILE:HG12	2.97	0.45
70:D4:20:ARG:HH11	70:D4:22:GLN:NE2	3.63	0.45
70:D4:77:ASN:O	70:D4:81:GLU:HB2	4.99	0.45
71:D5:41:ILE:HD12	71:D5:41:ILE:HA	1.90	0.45
72:D6:9:GLY:O	72:D6:10:ARG:HG3	2.17	0.45
74:D8:25:VAL:HG13	74:D8:44:VAL:O	2.16	0.45
51:S5:158:GLN:HG2	74:D8:66:LEU:HD21	1.99	0.45
4:L2:116:VAL:HG11	4:L2:134:VAL:HG11	3.64	0.45
4:L2:225:ILE:O	4:L2:238:ILE:O	4.55	0.45
5:L3:173:GLN:O	5:L3:174:LYS:HB2	2.17	0.45
6:L4:8:VAL:HG12	6:L4:9:HIS:N	2.30	0.45
7:L5:163:LEU:HD21	7:L5:175:HIS:CG	2.52	0.45
8:L6:83:TYR:CE1	1:5:3273:A:H1'	243.63	0.45
10:L8:101:THR:O	10:L8:103:ALA:N	3.60	0.45
11:L9:157:ASN:HA	11:L9:160:ASP:HB2	1.98	0.45
11:L9:163:GLN:O	11:L9:166:ARG:HD3	2.16	0.45
12:M0:114:GLY:HA2	1:5:2864:A:H5''	235.35	0.45
15:M4:17:VAL:HA	15:M4:35:ILE:O	2.17	0.45
18:M7:75:GLU:HG2	18:M7:76:PHE:CD1	2.66	0.45
30:N9:2:ALA:O	30:N9:3:LYS:HB2	2.17	0.45
1:1:438:A:OP1	33:O2:118:LYS:HE2	2.16	0.45
35:O4:78:GLY:HA3	1:5:1804:A:O2'	179.89	0.45
37:O6:81:THR:HA	37:O6:84:LYS:HE3	5.30	0.45
37:O6:79:SER:OG	37:O6:81:THR:HG22	2.17	0.45
46:S0:188:LEU:O	46:S0:189:VAL:HG12	4.95	0.45

Continued on next page...

Continued from previous page...

Atom-1	Atom-2	Interatomic distance (Å)	Clash overlap (Å)
47:S1:197:ILE:HG22	47:S1:210:ILE:HD13	2.92	0.45
50:S4:31:PRO:HA	50:S4:81:THR:HB	2.74	0.45
51:S5:112:ARG:HD3	71:D5:95:HIS:CE1	2.52	0.45
51:S5:126:ASP:OD1	71:D5:58:ARG:NH1	2.50	0.45
51:S5:133:VAL:HA	51:S5:198:LEU:HD22	1.98	0.45
54:S8:100:ALA:O	54:S8:169:ILE:HG12	2.17	0.45
55:S9:115:LYS:HD2	55:S9:115:LYS:HA	1.73	0.45
79:SM:48:ARG:H	79:SM:48:ARG:HG3	1.63	0.45
1:1:1301:A:H4'	1:1:1302:A:O5'	2.17	0.45
1:1:132:C:H2'	1:1:133:U:H5''	1.99	0.45
1:1:1452:A:H1'	1:1:2347:U:O5'	2.18	0.45
1:1:2805:G:N3	1:1:2967:A:H2	2.15	0.45
1:1:874:U:N3	1:1:2978:U:OP1	2.46	0.45
1:1:308:A:H5'	1:1:2223:A:O2'	2.16	0.45
1:1:439:C:O2	1:1:439:C:H2'	2.17	0.45
1:1:915:A:C5	1:1:917:A:H1'	2.51	0.45
1:1:928:C:H2'	1:1:929:A:C8	2.52	0.45
45:2:1061:A:H3'	45:2:1062:A:C2	2.52	0.45
45:2:1092:A:C5	45:2:1094:G:C8	3.05	0.45
45:2:1233:G:H2'	45:2:1234:A:O4'	2.17	0.45
45:2:140:A:H5'	45:2:140:A:N3	2.32	0.45
45:2:1617:U:O2'	45:2:1618:C:H5'	2.17	0.45
45:2:525:A:H2'	45:2:526:A:C8	2.52	0.45
45:2:861:U:H5'	45:2:862:A:OP2	2.16	0.45
1:5:1618:G:O6	85:5:4162:LLL:N21	2.50	0.45
1:5:1758:G:H2'	1:5:1759:C:O4'	2.17	0.45
1:5:1762:C:H2'	1:5:1763:U:H5''	1.99	0.45
1:5:1481:A:C6	1:5:1859:A:C8	3.05	0.45
1:5:27:C:H1'	1:5:328:U:H1'	1.99	0.45
1:5:3006:A:H2'	1:5:3007:U:O4'	2.17	0.45
8:L6:77:ARG:NH1	1:5:3273:A:OP2	248.65	0.45
85:5:4160:LLL:O52	85:5:4160:LLL:H532	2.16	0.45
1:5:644:G:H2'	1:5:2372:A:C5	2.52	0.45
1:5:708:G:H5'	1:5:709:A:OP2	2.17	0.45
45:6:1133:A:H2'	45:6:1134:C:O4'	2.17	0.45
45:6:27:U:H2'	45:6:28:A:C8	2.52	0.45
45:6:219:A:H2'	45:6:831:U:O2	2.17	0.45
45:6:902:G:H2'	45:6:903:U:H6	1.82	0.45
57:C1:36:LYS:HE3	57:C1:59:PRO:O	2.17	0.45
60:C4:81:VAL:HG13	60:C4:115:ILE:HA	4.79	0.45
60:C4:132:ARG:HG2	45:6:1787:C:OP2	292.01	0.45

Continued on next page...

Continued from previous page...

Atom-1	Atom-2	Interatomic distance (Å)	Clash overlap (Å)
63:C7:27:ASP:O	63:C7:31:ASN:ND2	2.90	0.45
63:C7:77:GLU:HG2	63:C7:80:ARG:HH21	7.79	0.45
68:D2:67:GLY:O	68:D2:69:LEU:N	3.18	0.45
60:C4:99:GLN:HG3	72:D6:46:GLU:OE2	2.17	0.45
73:D7:63:LEU:O	73:D7:74:SER:HB3	2.91	0.45
4:L2:116:VAL:HG22	4:L2:126:LEU:HB2	1.98	0.45
4:L2:114:SER:HB2	4:L2:169:ILE:CD1	2.47	0.45
5:L3:240:ARG:NH2	1:5:1907:C:O2	217.02	0.45
5:L3:229:VAL:HG11	5:L3:249:VAL:HG23	2.30	0.45
7:L5:191:ASP:OD1	7:L5:194:LEU:HB2	4.96	0.45
7:L5:232:ASP:O	7:L5:235:SER:HB3	3.77	0.45
10:L8:108:ARG:O	10:L8:112:GLU:N	3.06	0.45
11:L9:68:LEU:HD23	11:L9:68:LEU:HA	2.05	0.45
11:L9:91:ARG:HG3	11:L9:91:ARG:HH21	1.82	0.45
13:M1:85:LYS:HA	13:M1:89:TYR:HE2	1.82	0.45
15:M4:24:LYS:HE3	15:M4:61:GLY:O	2.17	0.45
22:N1:39:ILE:HD12	22:N1:102:ARG:HD3	1.98	0.45
24:N3:85:TRP:O	24:N3:92:PHE:HA	2.16	0.45
29:N8:86:LYS:O	29:N8:90:TYR:HD2	2.58	0.45
22:N1:82:ASN:O	30:N9:21:ILE:HA	2.16	0.45
33:O2:40:SER:HB2	1:5:639:G:P	187.27	0.45
35:O4:102:LYS:HE3	35:O4:102:LYS:HB2	2.80	0.45
36:O5:42:PRO:O	36:O5:45:LYS:HB3	2.17	0.45
38:O7:21:ARG:HH12	38:O7:44:THR:HA	1.82	0.45
38:O7:75:LYS:HG2	1:5:181:U:H4'	49.81	0.45
39:O8:5:ILE:HD11	39:O8:10:GLN:OE1	4.49	0.45
51:S5:99:MET:N	51:S5:103:ASN:HB2	2.52	0.45
51:S5:190:ILE:HA	51:S5:193:THR:OG1	2.52	0.45
78:SR:169:ILE:CG1	78:SR:181:TRP:HB2	3.04	0.45
78:SR:260:ILE:HD12	78:SR:274:LEU:HD12	4.11	0.45
1:1:1183:C:H42	1:1:1323:G:H1	1.65	0.44
1:1:313:A:C6	1:1:314:U:C4	3.05	0.44
1:1:3199:G:C2	1:1:3200:G:C8	3.04	0.44
1:1:593:C:H2'	1:1:594:U:C6	2.52	0.44
1:1:848:A:C5	1:1:849:C:H1'	2.53	0.44
45:2:747:C:H2'	45:2:748:U:C6	2.52	0.44
45:2:765:G:C8	45:2:765:G:O5'	2.71	0.44
1:5:106:A:C2	1:5:325:A:N3	2.86	0.44
1:5:1467:A:C6	1:5:1511:U:C2	3.04	0.44
1:5:155:G:H5''	1:5:156:G:N7	2.30	0.44
1:5:2262:A:H5''	1:5:2263:C:OP2	2.16	0.44

Continued on next page...

Continued from previous page...

Atom-1	Atom-2	Interatomic distance (Å)	Clash overlap (Å)
1:5:3091:A:C4	1:5:3094:A:C8	3.04	0.44
1:5:3344:A:H2'	1:5:3345:G:O4'	2.16	0.44
1:5:579:G:O2'	1:5:580:C:H5'	2.18	0.44
1:5:677:A:H4'	1:5:678:G:O5'	2.17	0.44
45:6:417:A:H4'	45:6:418:G:O5'	2.17	0.44
45:6:845:G:H2'	45:6:846:G:C8	2.53	0.44
2:7:57:G:H3'	2:7:58:C:H6	1.82	0.44
58:C2:125:ASN:HB2	79:SM:169:ALA:O	2.16	0.44
58:C2:131:ASP:OD1	58:C2:132:GLU:N	2.50	0.44
62:C6:113:ASP:O	62:C6:114:ARG:HB2	2.17	0.44
63:C7:108:ASP:HA	63:C7:111:LYS:HB2	4.30	0.44
63:C7:86:PRO:C	63:C7:88:VAL:H	4.31	0.44
66:D0:99:ILE:O	66:D0:103:ILE:HB	2.74	0.44
68:D2:22:LYS:HE2	73:D7:3:LEU:HD23	4.03	0.44
68:D2:18:GLU:HG3	68:D2:65:LEU:CD1	2.46	0.44
69:D3:83:VAL:HG21	69:D3:122:PHE:CE2	2.79	0.44
69:D3:27:ASN:O	69:D3:30:LYS:HB3	2.17	0.44
72:D6:46:GLU:H	72:D6:49:ALA:HB3	1.82	0.44
72:D6:41:ILE:HD12	72:D6:68:TYR:CD1	5.78	0.44
75:D9:5:ASN:N	75:D9:7:TRP:NE1	4.91	0.44
4:L2:204:MET:HE2	4:L2:208:ASP:HB3	2.22	0.44
4:L2:30:ARG:HH21	4:L2:36:GLU:HG3	1.82	0.44
4:L2:61:VAL:HG21	4:L2:76:PHE:HD2	1.81	0.44
6:L4:179:LEU:HA	6:L4:179:LEU:HD23	2.72	0.44
6:L4:338:LYS:HA	6:L4:338:LYS:HD2	2.25	0.44
8:L6:7:PRO:HD3	33:O2:74:PHE:HE1	2.88	0.44
9:L7:80:GLN:HB2	22:N1:136:ARG:H	2.17	0.44
10:L8:246:MET:HA	10:L8:249:ARG:HB3	1.98	0.44
14:M3:103:ASN:ND2	14:M3:109:PHE:HD2	2.15	0.44
14:M3:14:PHE:N	14:M3:14:PHE:CD1	3.19	0.44
14:M3:75:PHE:HA	14:M3:101:ARG:HH12	1.82	0.44
16:M5:114:ARG:HA	16:M5:114:ARG:HD3	2.07	0.44
17:M6:68:ARG:H	17:M6:68:ARG:HG2	1.72	0.44
22:N1:45:ASN:OD1	22:N1:47:SER:OG	2.27	0.44
24:N3:10:LYS:NZ	24:N3:54:LEU:O	3.52	0.44
24:N3:83:LYS:NZ	24:N3:84:SER:O	2.45	0.44
28:N7:34:LYS:HA	28:N7:34:LYS:HD2	4.57	0.44
31:O0:74:ASN:ND2	31:O0:86:ARG:HD3	2.43	0.44
32:O1:31:ARG:O	32:O1:35:GLU:HB2	2.21	0.44
38:O7:28:HIS:CG	38:O7:31:LYS:HB2	3.11	0.44
46:S0:101:ARG:NH1	46:S0:103:THR:HA	2.31	0.44

Continued on next page...

Continued from previous page...

Atom-1	Atom-2	Interatomic distance (Å)	Clash overlap (Å)
47:S1:184:LEU:O	47:S1:188:LEU:HG	2.17	0.44
49:S3:149:ALA:O	49:S3:150:MET:HG2	2.17	0.44
49:S3:20:GLU:HB2	56:C0:61:TRP:CZ3	3.18	0.44
49:S3:70:THR:CG2	49:S3:86:LEU:HB2	2.47	0.44
50:S4:20:LEU:HD23	50:S4:20:LEU:HA	1.96	0.44
52:S6:7:TYR:CD1	52:S6:125:THR:HA	2.79	0.44
45:2:535:A:P	55:S9:168:ARG:HH12	2.40	0.44
78:SR:73:LEU:HD23	78:SR:79:TYR:O	2.16	0.44
1:1:1185:C:H2'	1:1:1186:G:O4'	2.18	0.44
1:1:1278:A:O2'	1:1:1279:C:H6	2.00	0.44
1:1:1223:A:P	1:1:1284:C:H42	2.39	0.44
1:1:1471:U:OP1	20:M9:5:ARG:NH2	2.33	0.44
1:1:1498:A:H5'	1:1:1602:A:H1'	1.99	0.44
1:1:1562:C:H2'	1:1:1563:C:C6	2.52	0.44
1:1:1655:G:H1'	1:1:1800:A:H61	1.82	0.44
1:1:1877:U:H5''	1:1:1878:G:C5'	2.47	0.44
1:1:3045:G:H2'	1:1:3046:A:O4'	2.17	0.44
1:1:3133:C:C2	1:1:3134:A:C8	3.06	0.44
1:1:612:U:H2'	1:1:613:G:H8	1.81	0.44
1:1:617:G:H2'	1:1:618:C:C6	2.52	0.44
45:2:1192:C:H3'	45:2:1193:A:H2'	2.00	0.44
45:2:1528:U:OP1	51:S5:109:LYS:HG3	2.17	0.44
45:2:75:U:H2'	45:2:76:A:O4'	2.17	0.44
4:L2:251:LYS:NZ	45:2:986:G:OP2	2.42	0.44
2:3:77:G:N2	2:3:102:A:OP2	2.40	0.44
2:3:57:G:C8	2:3:58:C:C5	3.05	0.44
3:4:18:U:H2'	3:4:19:C:C6	2.53	0.44
1:5:1597:C:C4'	1:5:1696:A:H1'	2.48	0.44
23:N2:97:SER:HB2	1:5:1677:G:H5'	138.60	0.44
1:5:2129:U:H2'	1:5:2130:G:C8	2.53	0.44
1:5:558:U:H6	1:5:558:U:OP1	2.01	0.44
33:O2:47:ARG:HD2	1:5:634:C:O2'	215.07	0.44
45:6:1230:A:C2	45:6:1256:A:C5	3.05	0.44
45:6:1490:C:H6	45:6:1492:A:H5'	1.82	0.44
47:S1:162:ARG:HH11	85:6:2167:LLL:H531	300.53	0.44
45:6:514:G:C8	45:6:537:G:N2	2.85	0.44
45:6:61:A:C6	45:6:62:A:C6	3.05	0.44
16:M5:139:HIS:NE2	3:8:143:U:H4'	93.02	0.44
56:C0:25:LYS:HD3	56:C0:59:PHE:CZ	2.53	0.44
64:C8:134:ARG:HB2	64:C8:136:GLN:OE1	2.18	0.44
64:C8:36:LYS:HG2	64:C8:105:VAL:HG21	7.18	0.44

Continued on next page...

Continued from previous page...

Atom-1	Atom-2	Interatomic distance (Å)	Clash overlap (Å)
64:C8:41:ARG:HH12	65:C9:38:LYS:HB2	1.81	0.44
64:C8:70:VAL:HG12	64:C8:74:GLN:NE2	3.30	0.44
65:C9:9:VAL:HG22	65:C9:140:LEU:HD11	1.99	0.44
72:D6:41:ILE:HG22	72:D6:68:TYR:HD1	1.82	0.44
73:D7:37:CYS:O	73:D7:40:CYS:N	2.22	0.44
55:S9:29:LYS:HG3	76:E0:44:PHE:CE2	2.52	0.44
76:E0:46:ASN:O	76:E0:47:VAL:HG12	2.17	0.44
77:E1:98:VAL:O	77:E1:99:LYS:HG3	2.16	0.44
4:L2:204:MET:HE2	4:L2:209:HIS:HB2	1.99	0.44
7:L5:102:GLY:O	7:L5:105:ILE:HG22	2.21	0.44
7:L5:23:ARG:NH2	1:5:2703:A:OP2	284.06	0.44
8:L6:62:THR:O	8:L6:63:LEU:HD23	2.17	0.44
10:L8:177:TYR:CZ	10:L8:222:PHE:O	4.44	0.44
11:L9:31:ARG:HD3	11:L9:149:ASN:OD1	3.61	0.44
11:L9:38:LEU:HA	11:L9:38:LEU:HD23	1.63	0.44
12:M0:9:TYR:CB	12:M0:97:LEU:HD13	2.47	0.44
17:M6:121:PRO:HA	17:M6:124:LEU:HB2	1.99	0.44
18:M7:138:LYS:HZ2	1:5:2356:A:H5'	149.74	0.44
19:M8:98:LYS:HB2	19:M8:98:LYS:HE3	1.55	0.44
22:N1:11:THR:HG22	22:N1:14:MET:CE	2.64	0.44
23:N2:90:ARG:C	23:N2:92:TRP:H	2.20	0.44
24:N3:2:SER:N	24:N3:56:ASP:HA	3.70	0.44
25:N4:45:ASN:OD1	25:N4:47:ARG:HB2	3.65	0.44
26:N5:103:TYR:O	26:N5:138:ARG:NH1	2.50	0.44
28:N7:87:LEU:HD12	28:N7:88:ASP:N	2.40	0.44
29:N8:75:LEU:HD13	29:N8:118:ILE:HD11	3.13	0.44
31:O0:24:THR:CG2	31:O0:91:SER:HB3	2.42	0.44
33:O2:3:SER:OG	33:O2:70:GLY:HA3	2.17	0.44
35:O4:3:GLN:HB3	35:O4:30:LEU:HD12	1.99	0.44
37:O6:60:LEU:O	37:O6:64:SER:N	2.48	0.44
46:S0:32:HIS:O	46:S0:34:GLU:N	2.49	0.44
46:S0:9:LEU:HD22	46:S0:9:LEU:O	4.13	0.44
48:S2:165:VAL:HG11	48:S2:210:THR:HA	1.99	0.44
48:S2:152:HIS:ND1	48:S2:174:ARG:HG2	3.13	0.44
49:S3:137:VAL:HB	49:S3:185:LYS:HB2	2.05	0.44
49:S3:29:LEU:HD22	49:S3:58:VAL:HG22	3.21	0.44
50:S4:127:LYS:HD2	50:S4:142:HIS:HA	4.34	0.44
50:S4:196:VAL:N	50:S4:209:HIS:O	3.55	0.44
50:S4:100:ARG:HD3	50:S4:236:ILE:HD12	1.97	0.44
53:S7:39:ARG:N	53:S7:40:PRO:HD2	2.32	0.44
45:2:209:U:H5'	54:S8:171:SER:HB3	1.98	0.44

Continued on next page...

Continued from previous page...

Atom-1	Atom-2	Interatomic distance (Å)	Clash overlap (Å)
54:S8:63:GLY:HA3	54:S8:78:ILE:HD11	3.43	0.44
61:C5:130:ARG:CD	79:SM:74:LYS:HE3	2.73	0.44
78:SR:205:SER:HA	78:SR:245:PHE:CD2	3.23	0.44
1:1:1288:U:H2'	1:1:1289:G:H8	1.82	0.44
1:1:2341:A:O3'	1:1:3090:U:H4'	2.17	0.44
1:1:2941:A:OP2	1:1:2941:A:H8	2.00	0.44
1:1:2984:C:H2'	1:1:2985:C:H6	1.82	0.44
1:1:391:A:C5	1:1:392:G:C8	3.05	0.44
1:1:400:G:H4'	1:1:401:U:H5''	2.00	0.44
1:1:627:U:H2'	1:1:628:A:C8	2.52	0.44
1:1:707:U:H1'	1:1:754:G:H1'	1.98	0.44
1:1:714:G:O2'	1:1:753:C:O2'	2.35	0.44
45:2:1102:G:H2'	45:2:1103:U:O4'	2.17	0.44
45:2:218:A:N1	45:2:843:U:O2'	2.48	0.44
45:2:413:U:H2'	45:2:414:C:C6	2.52	0.44
3:4:142:C:H2'	3:4:143:U:C6	2.52	0.44
18:M7:139:TYR:CZ	1:5:1507:G:H1'	146.41	0.44
1:5:2325:G:C2	1:5:2326:A:C8	3.06	0.44
1:5:282:G:H5''	1:5:283:G:OP1	2.17	0.44
34:O3:2:ALA:HB2	1:5:3216:G:OP2	266.63	0.44
45:6:1768:G:H2'	85:6:2175:LLL:H212	1.82	0.44
45:6:234:G:H2'	45:6:235:G:O4'	2.18	0.44
56:C0:55:VAL:HG23	56:C0:67:THR:O	2.42	0.44
57:C1:102:LYS:HG3	45:6:632:U:OP1	326.61	0.44
62:C6:143:ARG:HB3	45:6:1191:U:H4'	349.08	0.44
66:D0:118:VAL:HG22	66:D0:119:ALA:N	2.31	0.44
68:D2:10:ALA:HB1	68:D2:27:ILE:HD13	2.50	0.44
69:D3:55:GLU:HG2	69:D3:73:ARG:HB2	2.50	0.44
70:D4:13:ILE:O	70:D4:22:GLN:N	2.72	0.44
72:D6:23:CYS:SG	72:D6:25:ASN:N	2.84	0.44
77:E1:97:LYS:HD3	45:6:1232:U:C5	433.78	0.44
5:L3:114:VAL:HG22	5:L3:163:HIS:NE2	2.73	0.44
5:L3:169:THR:HG23	5:L3:171:LEU:HG	2.14	0.44
5:L3:296:THR:HG21	5:L3:357:LYS:C	2.39	0.44
11:L9:117:PHE:O	11:L9:120:ASP:HB2	2.17	0.44
11:L9:31:ARG:HB3	11:L9:82:VAL:O	2.17	0.44
11:L9:41:ILE:O	11:L9:42:ASP:HB2	2.18	0.44
11:L9:90:MET:HB3	11:L9:90:MET:HE2	2.61	0.44
11:L9:93:VAL:HG21	41:Q0:86:ALA:HB2	2.41	0.44
13:M1:50:ALA:HA	1:5:2681:U:OP1	297.88	0.44
14:M3:105:ASN:ND2	37:O6:17:VAL:HG21	2.33	0.44

Continued on next page...

Continued from previous page...

Atom-1	Atom-2	Interatomic distance (Å)	Clash overlap (Å)
14:M3:74:GLY:CA	14:M3:98:ASP:HB2	2.94	0.44
15:M4:127:LYS:O	15:M4:131:VAL:HG23	3.18	0.44
16:M5:93:LYS:HG3	1:5:289:A:C2	145.29	0.44
20:M9:130:ASN:OD1	1:5:854:G:H4'	238.01	0.44
20:M9:171:ASP:O	20:M9:175:GLN:HB2	2.18	0.44
9:L7:80:GLN:HG3	22:N1:136:ARG:HB2	1.99	0.44
12:M0:169:LYS:HZ2	22:N1:158:THR:H	1.64	0.44
22:N1:40:VAL:O	22:N1:61:THR:HG23	2.52	0.44
26:N5:129:ASP:HB2	26:N5:130:TYR:CD1	2.52	0.44
30:N9:18:ARG:HB3	30:N9:18:ARG:HE	2.42	0.44
31:O0:15:ALA:O	31:O0:18:ILE:HG22	2.16	0.44
35:O4:7:PHE:HE1	35:O4:20:ILE:HG13	2.41	0.44
40:O9:45:ARG:NH1	1:5:1848:G:H5'	131.15	0.44
44:Q3:42:CYS:HB3	44:Q3:60:CYS:HB3	2.98	0.44
46:S0:52:LYS:CE	67:D1:82:VAL:HA	2.48	0.44
47:S1:29:TRP:HE3	47:S1:45:LYS:HB3	6.99	0.44
46:S0:117:GLU:OE2	48:S2:39:THR:HA	2.17	0.44
50:S4:15:PRO:HA	50:S4:39:ARG:NH1	2.62	0.44
50:S4:180:LEU:HB3	50:S4:228:ILE:HG13	1.99	0.44
50:S4:46:VAL:O	50:S4:50:ASN:HB2	2.62	0.44
51:S5:69:PHE:HD2	62:C6:50:GLU:HG3	3.36	0.44
53:S7:141:ARG:HD2	68:D2:51:GLU:OE1	2.17	0.44
53:S7:154:LEU:HD21	53:S7:183:PHE:HD1	2.72	0.44
54:S8:83:TYR:HB3	54:S8:101:ILE:HG12	2.84	0.44
79:SM:112:ASP:OD2	79:SM:113:ASP:N	4.94	0.44
78:SR:23:LEU:HD21	78:SR:310:ILE:HD13	2.86	0.44
1:1:1602:A:H4'	20:M9:10:LEU:HD21	2.00	0.44
1:1:197:G:N2	1:1:372:A:C8	2.85	0.44
1:1:2667:A:H2'	1:1:2668:U:O4'	2.18	0.44
1:1:3133:C:H2'	1:1:3134:A:O4'	2.18	0.44
1:1:3192:U:H3	1:1:3200:G:H1	1.65	0.44
45:2:1346:A:OP2	45:2:1348:A:N6	2.37	0.44
45:2:1755:A:H5''	45:2:1755:A:C8	2.53	0.44
45:2:420:A:OP1	52:S6:96:SER:OG	2.20	0.44
45:2:693:U:H5''	45:2:694:U:C5'	2.43	0.44
1:5:1329:U:H6	1:5:1329:U:O5'	2.00	0.44
1:5:1735:G:N2	1:5:1736:G:H1'	2.32	0.44
4:L2:7:ASN:O	1:5:2163:C:H4'	184.41	0.44
1:5:2315:G:C2	1:5:2316:G:C5	3.06	0.44
1:5:2812:C:H2'	1:5:2813:A:H8	1.83	0.44
1:5:2882:U:H2'	1:5:2883:U:O4'	2.17	0.44

Continued on next page...

Continued from previous page...

Atom-1	Atom-2	Interatomic distance (Å)	Clash overlap (Å)
11:L9:40:HIS:ND1	1:5:3124:G:H5'	312.12	0.44
1:5:3245:A:H2	1:5:3246:G:N1	2.15	0.44
45:6:1391:A:H2'	45:6:1392:U:C6	2.52	0.44
45:6:1560:U:H5	45:6:1598:U:HO2'	1.65	0.44
45:6:1784:C:H2'	45:6:1785:U:C6	2.53	0.44
45:6:277:U:HO2'	45:6:278:U:P	2.40	0.44
45:6:461:G:H2'	45:6:462:G:H8	1.82	0.44
45:6:980:G:H4'	45:6:1776:A:H4'	2.00	0.44
2:7:105:C:OP1	85:7:232:LLL:H831	2.17	0.44
3:8:53:A:H3'	3:8:54:A:H8	1.82	0.44
59:C3:100:LYS:HG2	59:C3:104:ARG:NH1	2.31	0.44
60:C4:115:ILE:HG21	72:D6:44:ILE:HG21	7.66	0.44
62:C6:89:LEU:HG	62:C6:105:LEU:HD23	1.99	0.44
66:D0:34:LEU:HD11	66:D0:89:ARG:HG3	2.00	0.44
66:D0:70:THR:HG22	66:D0:71:PRO:O	5.40	0.44
67:D1:3:ASN:ND2	67:D1:7:GLN:HB2	3.03	0.44
71:D5:37:GLN:HG2	71:D5:38:HIS:N	5.28	0.44
75:D9:46:LYS:O	75:D9:50:ILE:HG13	2.18	0.44
75:D9:6:VAL:O	75:D9:6:VAL:HG12	2.18	0.44
77:E1:97:LYS:HE3	45:6:1231:U:O4	439.06	0.44
5:L3:44:THR:HG23	5:L3:184:ASN:HB2	1.99	0.44
6:L4:289:ILE:O	6:L4:295:ILE:HD12	2.18	0.44
10:L8:160:ILE:HG22	10:L8:164:VAL:CG1	2.46	0.44
12:M0:210:ILE:HA	12:M0:217:PHE:CZ	3.24	0.44
11:L9:20:ILE:HD12	15:M4:7:VAL:HG23	2.00	0.44
18:M7:116:HIS:HB3	18:M7:149:VAL:CG1	2.47	0.44
18:M7:31:GLU:HG3	18:M7:60:PHE:CG	3.24	0.44
20:M9:74:ARG:HA	20:M9:74:ARG:HD2	4.17	0.44
26:N5:96:LYS:HG3	26:N5:107:VAL:HB	2.24	0.44
43:Q2:43:TYR:CZ	43:Q2:47:GLN:NE2	2.85	0.44
44:Q3:49:ARG:HD3	44:Q3:52:ALA:HA	2.00	0.44
46:S0:126:PRO:HB2	46:S0:152:PRO:HG2	2.14	0.44
46:S0:172:LEU:HD13	46:S0:176:LEU:HD11	2.00	0.44
45:2:1056:U:H1'	47:S1:202:LYS:NZ	2.33	0.44
48:S2:163:GLY:HA3	48:S2:209:ASN:ND2	2.33	0.44
48:S2:72:LEU:HA	48:S2:72:LEU:HD12	1.83	0.44
49:S3:106:LYS:O	49:S3:110:LEU:HB2	2.17	0.44
51:S5:59:VAL:HG12	51:S5:60:ASP:H	2.69	0.44
51:S5:62:VAL:HG13	51:S5:89:ILE:HG21	2.19	0.44
51:S5:76:ARG:HB3	51:S5:79:ASN:OD1	3.55	0.44
51:S5:89:ILE:HG13	51:S5:89:ILE:H	2.44	0.44

Continued on next page...

Continued from previous page...

Atom-1	Atom-2	Interatomic distance (Å)	Clash overlap (Å)
53:S7:67:LEU:HD22	53:S7:71:HIS:CE1	2.52	0.44
54:S8:103:GLN:HG3	54:S8:166:TYR:CD1	3.51	0.44
54:S8:37:LYS:H	54:S8:59:ARG:H	1.66	0.44
54:S8:84:HIS:CE1	54:S8:86:SER:HB2	2.52	0.44
55:S9:126:ARG:NE	76:E0:33:ARG:HD3	2.32	0.44
1:1:2254:U:H2'	1:1:2261:G:H22	1.83	0.44
1:1:2442:G:N2	1:1:2505:U:H3	2.15	0.44
1:1:277:G:H2'	1:1:278:U:O4'	2.18	0.44
1:1:3037:U:H2'	1:1:3038:U:C6	2.51	0.44
1:1:3008:A:H61	1:1:3138:U:H3	1.66	0.44
1:1:361:A:H5'	38:O7:35:SER:OG	2.18	0.44
1:1:595:G:H2'	1:1:596:C:H6	1.82	0.44
1:1:590:G:C2	1:1:610:G:H2'	2.53	0.44
1:1:361:A:O4'	1:1:814:U:H4'	2.18	0.44
45:2:1092:A:C4	45:2:1094:G:C8	3.06	0.44
45:2:1508:U:H2'	45:2:1509:C:C6	2.52	0.44
45:2:1762:A:O2'	45:2:1763:A:H5'	2.18	0.44
45:2:276:C:H1'	45:2:277:U:C5	2.53	0.44
45:2:970:A:H5'	45:2:971:A:OP2	2.17	0.44
45:2:973:A:H2'	45:2:974:A:C8	2.50	0.44
1:5:3343:G:H5''	1:5:3344:A:OP1	2.17	0.44
1:5:92:G:OP2	1:5:93:C:H5''	2.17	0.44
1:5:979:U:H4'	1:5:980:A:H5'	1.99	0.44
1:5:979:U:H1'	1:5:980:A:C8	2.52	0.44
45:6:40:A:H2'	45:6:41:A:O4'	2.18	0.44
45:6:415:C:O2'	45:6:418:G:O6	2.26	0.44
45:6:98:U:C4	45:6:99:C:N4	2.86	0.44
38:O7:76:ASN:HD21	3:8:94:C:H5''	44.90	0.44
61:C5:110:GLU:N	61:C5:110:GLU:OE1	2.50	0.44
61:C5:86:VAL:HG13	61:C5:89:MET:HG3	1.99	0.44
62:C6:30:LYS:O	62:C6:66:ARG:HA	2.17	0.44
63:C7:98:GLY:O	63:C7:99:VAL:HG22	4.19	0.44
65:C9:108:LEU:HA	65:C9:111:ILE:HG22	2.00	0.44
65:C9:38:LYS:O	65:C9:39:THR:OG1	2.34	0.44
66:D0:60:THR:HG1	66:D0:87:HIS:CG	3.36	0.44
68:D2:115:GLU:HG2	68:D2:119:LYS:HD2	3.97	0.44
70:D4:52:LYS:O	70:D4:55:VAL:HG22	5.30	0.44
6:L4:49:ALA:HA	6:L4:109:TRP:CE2	2.51	0.44
7:L5:68:THR:CG2	7:L5:70:THR:H	2.42	0.44
7:L5:94:ASN:OD1	7:L5:97:ALA:N	2.50	0.44
8:L6:170:LYS:O	8:L6:173:MET:N	2.49	0.44

Continued on next page...

Continued from previous page...

Atom-1	Atom-2	Interatomic distance (Å)	Clash overlap (Å)
11:L9:171:ASP:HB2	1:5:2899:C:H2'	325.95	0.44
11:L9:2:LYS:HA	11:L9:60:GLY:O	2.17	0.44
12:M0:7:ARG:NH1	1:5:2828:G:OP1	269.96	0.44
13:M1:23:VAL:O	13:M1:65:ILE:HG23	2.18	0.44
16:M5:190:THR:O	16:M5:194:GLN:HG3	3.28	0.44
17:M6:152:VAL:O	17:M6:156:LEU:HG	2.16	0.44
17:M6:177:LYS:HB3	17:M6:177:LYS:HE2	2.01	0.44
17:M6:23:VAL:CG1	17:M6:84:LEU:HD11	2.47	0.44
19:M8:83:VAL:O	19:M8:103:ALA:HA	2.16	0.44
1:1:89:A:OP2	19:M8:171:LYS:HE2	2.17	0.44
19:M8:64:VAL:HG12	19:M8:90:ASP:H	1.82	0.44
20:M9:139:VAL:O	20:M9:143:ILE:HD13	5.14	0.44
22:N1:84:TYR:O	22:N1:85:LEU:HD23	2.38	0.44
26:N5:142:ILE:HD13	26:N5:142:ILE:HA	1.93	0.44
27:N6:11:ASP:HB3	27:N6:14:LYS:HG3	2.65	0.44
27:N6:13:ARG:HD3	3:8:24:G:OP2	88.51	0.44
1:1:715:A:C8	29:N8:115:LYS:HD3	2.53	0.44
37:O6:86:LYS:HD2	37:O6:86:LYS:HA	3.75	0.44
38:O7:48:ASN:HB2	1:5:53:G:P	122.53	0.44
46:S0:124:THR:HA	46:S0:146:LEU:HB2	1.99	0.44
46:S0:30:GLN:NE2	46:S0:151:SER:O	9.78	0.44
46:S0:22:THR:HG21	46:S0:172:LEU:HD12	2.00	0.44
47:S1:131:ASP:HB3	47:S1:180:THR:CG2	2.48	0.44
47:S1:65:VAL:HA	47:S1:86:LEU:O	2.17	0.44
49:S3:69:LEU:HA	49:S3:72:LEU:HB2	1.98	0.44
50:S4:94:ALA:HB3	70:D4:17:LEU:HD23	3.95	0.44
54:S8:101:ILE:HD12	54:S8:101:ILE:HA	2.53	0.44
45:2:329:G:H5'	54:S8:98:LYS:HB3	2.00	0.44
55:S9:7:THR:HG22	45:6:772:G:P	383.77	0.44
78:SR:144:LEU:HD13	78:SR:144:LEU:HA	1.77	0.44
78:SR:261:LYS:HA	78:SR:273:ASP:HA	2.57	0.44
1:1:953:G:C8	1:1:1117:G:C8	3.06	0.44
1:1:1297:C:OP2	85:1:3989:LLL:N12	2.50	0.44
1:1:1680:G:H2'	1:1:1681:U:C6	2.52	0.44
1:1:1747:G:O3'	39:O8:53:THR:HG21	2.18	0.44
1:1:2158:A:H4'	1:1:2159:U:C5'	2.46	0.44
1:1:2287:C:C2	1:1:2298:U:O4'	2.70	0.44
1:1:2617:U:H5	1:1:2621:G:OP2	2.01	0.44
1:1:804:C:H5'	6:L4:93:MET:HE1	2.00	0.44
1:1:875:G:OP2	87:1:4175:HOH:O	2.21	0.44
1:1:915:A:H2'	1:1:915:A:N3	2.33	0.44

Continued on next page...

Continued from previous page...

Atom-1	Atom-2	Interatomic distance (Å)	Clash overlap (Å)
45:2:1157:A:O2'	45:2:1158:C:OP1	2.29	0.44
45:2:1248:C:H2'	45:2:1249:U:C6	2.52	0.44
45:2:1529:C:H2'	45:2:1530:C:C6	2.52	0.44
45:2:1562:G:H2'	45:2:1563:C:C6	2.52	0.44
45:2:262:U:H2'	45:2:263:C:H6	1.83	0.44
45:2:648:G:C4	45:2:687:G:N2	2.86	0.44
45:2:735:C:OP2	45:2:735:C:H2'	2.18	0.44
45:2:936:G:O6	72:D6:15:ARG:NH1	2.50	0.44
1:5:1280:C:C2	1:5:1281:G:C8	3.05	0.44
1:5:1761:C:O2'	1:5:1762:C:H5''	2.17	0.44
1:5:2584:G:H3'	1:5:2585:G:H4'	2.00	0.44
1:5:3081:C:H2'	1:5:3082:C:H6	1.83	0.44
1:5:3221:C:H2'	1:5:3222:U:O4'	2.18	0.44
1:5:730:C:H2'	1:5:731:U:C6	2.53	0.44
1:5:816:A:C8	1:5:906:A:C6	3.05	0.44
1:5:980:A:H2	1:5:1104:G:H21	1.65	0.44
45:6:1051:G:H4'	45:6:1052:U:OP2	2.18	0.44
64:C8:134:ARG:HB3	45:6:1559:A:N3	363.09	0.44
45:6:896:U:C4	45:6:897:C:N4	2.86	0.44
1:5:5:G:C6	3:8:155:A:C2	3.06	0.44
3:8:15:G:C6	3:8:16:G:N1	2.86	0.44
3:8:6:U:H2'	3:8:7:U:C6	2.53	0.44
62:C6:11:GLY:HA2	62:C6:83:GLN:HG2	1.99	0.44
64:C8:11:PHE:CE1	64:C8:59:GLY:HA3	2.55	0.44
68:D2:74:VAL:O	68:D2:75:ILE:HD13	3.36	0.44
70:D4:25:VAL:HG12	70:D4:27:VAL:HG23	1.99	0.44
76:E0:15:LYS:HG3	76:E0:15:LYS:O	2.16	0.44
5:L3:19:ARG:HB3	5:L3:232:ARG:HH12	1.88	0.44
7:L5:270:LYS:O	7:L5:273:ARG:N	3.96	0.44
9:L7:102:VAL:HG21	9:L7:129:LEU:HD13	2.49	0.44
1:1:2550:U:C4	10:L8:36:ILE:CG2	3.01	0.44
11:L9:16:VAL:HG11	11:L9:79:ILE:HG12	1.98	0.44
16:M5:195:ASN:N	16:M5:195:ASN:OD1	2.50	0.44
21:N0:141:LYS:HA	21:N0:144:LEU:HD12	1.99	0.44
21:N0:14:LEU:HD21	22:N1:136:ARG:CZ	2.89	0.44
23:N2:59:ASP:OD1	23:N2:60:GLY:N	4.04	0.44
27:N6:85:VAL:HG12	27:N6:97:ILE:HB	2.00	0.44
29:N8:66:ALA:HA	29:N8:69:TRP:HB2	1.98	0.44
31:O0:76:GLU:N	31:O0:76:GLU:OE1	2.51	0.44
35:O4:20:ILE:HD11	35:O4:34:HIS:CE1	2.53	0.44
36:O5:89:ARG:HH11	36:O5:89:ARG:HG2	1.81	0.44

Continued on next page...

Continued from previous page...

Atom-1	Atom-2	Interatomic distance (Å)	Clash overlap (Å)
39:O8:8:ILE:O	39:O8:12:LEU:HG	2.17	0.44
44:Q3:35:ALA:HB3	44:Q3:37:TYR:CE2	2.52	0.44
44:Q3:3:LYS:HB3	44:Q3:3:LYS:HE2	1.79	0.44
46:S0:90:ALA:HA	46:S0:95:ALA:CB	3.79	0.44
48:S2:143:TYR:HB3	48:S2:146:THR:O	2.17	0.44
51:S5:49:GLU:O	51:S5:51:VAL:HG12	2.18	0.44
52:S6:3:LEU:HD21	52:S6:27:PHE:CE2	2.86	0.44
52:S6:93:LYS:HD3	45:6:406:U:OP1	304.50	0.44
54:S8:82:VAL:H	54:S8:101:ILE:CG2	4.41	0.44
55:S9:127:VAL:O	55:S9:131:GLN:HB2	2.18	0.44
79:SM:49:LYS:HB2	79:SM:49:LYS:HE3	2.12	0.44
79:SM:51:ARG:HB3	79:SM:51:ARG:CZ	5.10	0.44
78:SR:179:LYS:HG2	78:SR:191:ASP:OD1	2.18	0.44
1:1:1027:A:C4	1:1:1029:G:H1'	2.52	0.44
1:1:1212:A:OP1	11:L9:1:MET:HB3	2.18	0.44
1:1:155:G:O2'	37:O6:27:SER:HB3	2.18	0.44
1:1:1668:G:H2'	1:1:1669:C:H6	1.82	0.44
1:1:2205:U:H3'	1:1:2206:G:O4'	2.17	0.44
1:1:1131:G:C4	1:1:2373:A:C2	3.06	0.44
1:1:2689:A:N3	1:1:2689:A:H2'	2.32	0.44
1:1:2718:U:H2'	1:1:2719:U:C6	2.52	0.44
1:1:3387:U:H2'	1:1:3388:C:H6	1.81	0.44
1:1:392:G:O2'	27:N6:90:VAL:HG11	2.18	0.44
1:1:655:C:H2'	1:1:656:A:H8	1.81	0.44
1:1:660:A:C2	1:1:1435:A:C2	3.06	0.44
1:1:677:A:N7	1:1:785:G:O2'	2.35	0.44
45:2:1499:G:C2	45:2:1500:C:C2	3.06	0.44
1:1:2291:A:O2'	45:2:1655:A:N1	2.47	0.44
45:2:211:U:H5"	57:C1:20:PHE:CD1	2.53	0.44
45:2:514:G:N2	45:2:543:C:H5	2.12	0.44
45:2:778:G:N7	45:2:780:A:H5'	2.33	0.44
36:O5:95:PHE:CG	1:5:136:G:H5'	60.49	0.44
1:5:2942:C:H1'	85:5:4177:LLL:H312	1.99	0.44
1:5:32:U:H6	1:5:32:U:O5'	2.01	0.44
1:5:343:U:O2	1:5:1439:U:H1'	2.17	0.44
1:5:342:A:C6	1:5:349:A:C8	3.06	0.44
1:5:56:G:H2'	1:5:57:A:H5"	1.98	0.44
45:6:413:U:H2'	45:6:414:C:H6	1.83	0.44
45:6:23:G:C2	45:6:603:U:O2	2.70	0.44
45:6:739:G:H2'	45:6:740:A:H8	1.81	0.44
45:6:221:A:H8	45:6:832:U:O2	2.01	0.44

Continued on next page...

Continued from previous page...

Atom-1	Atom-2	Interatomic distance (Å)	Clash overlap (Å)
38:O7:70:VAL:HG11	3:8:35:C:H5'	70.76	0.44
40:O9:12:LYS:HE3	3:8:45:C:OP1	100.37	0.44
56:C0:50:THR:HG22	56:C0:55:VAL:HG13	2.00	0.44
58:C2:61:VAL:HA	58:C2:89:ILE:HG22	1.99	0.44
61:C5:12:PHE:CG	61:C5:13:LYS:N	2.86	0.44
62:C6:6:SER:HA	62:C6:23:LYS:HA	2.23	0.44
63:C7:104:ASN:O	63:C7:106:THR:HG23	7.32	0.44
63:C7:17:ILE:HD12	63:C7:57:LEU:HB2	1.99	0.44
45:2:1477:G:OP1	65:C9:44:GLU:N	2.48	0.44
66:D0:32:LYS:O	66:D0:36:ASN:HB2	2.18	0.44
68:D2:32:LYS:O	68:D2:36:LYS:HB2	3.72	0.44
69:D3:133:LEU:HD22	69:D3:137:LYS:HE2	1.99	0.44
77:E1:92:LYS:C	77:E1:93:HIS:CG	3.60	0.44
6:L4:136:LEU:HA	6:L4:136:LEU:HD23	1.84	0.44
1:L1:338:A:H4'	6:L4:197:ARG:NH1	2.32	0.44
7:L5:111:GLN:CA	7:L5:116:ASP:HB3	4.30	0.44
12:M0:99:ILE:HG23	12:M0:123:HIS:HB2	3.74	0.44
12:M0:60:LEU:HD11	12:M0:135:ILE:HD13	4.10	0.44
2:3:28:C:OP1	13:M1:137:ARG:NH1	2.51	0.44
13:M1:62:ASN:C	43:Q2:103:ALA:HB2	2.91	0.44
14:M3:119:TYR:O	14:M3:123:ILE:HG23	2.33	0.44
14:M3:42:ARG:NH1	14:M3:51:LEU:O	2.50	0.44
22:N1:8:ARG:O	22:N1:11:THR:HG23	2.17	0.44
27:N6:120:GLN:HE22	27:N6:126:LEU:HA	8.58	0.44
29:N8:47:LYS:HG3	29:N8:48:TYR:CD2	2.52	0.44
32:O1:72:ARG:NH2	32:O1:105:GLN:O	3.17	0.44
33:O2:104:ASN:O	33:O2:108:ILE:HG13	2.33	0.44
35:O4:74:ARG:NH1	35:O4:82:ALA:HB2	2.33	0.44
36:O5:40:SER:HA	3:8:49:G:O2'	55.12	0.44
37:O6:25:LYS:HB2	37:O6:28:TYR:CD2	2.52	0.44
38:O7:28:HIS:CE1	38:O7:30:GLN:HB2	2.89	0.44
39:O8:7:ASP:HB3	39:O8:10:GLN:HB3	1.99	0.44
44:Q3:29:LEU:O	44:Q3:33:GLN:HG2	2.46	0.44
44:Q3:73:THR:HG23	44:Q3:76:ALA:H	1.83	0.44
47:S1:164:ILE:HG21	47:S1:207:LEU:HD11	3.53	0.44
47:S1:60:ALA:HB3	47:S1:61:LEU:HD13	1.99	0.44
47:S1:35:PRO:HG3	47:S1:98:THR:O	2.17	0.44
49:S3:209:ILE:HD12	49:S3:210:GLU:H	3.16	0.44
50:S4:12:LEU:HD23	50:S4:12:LEU:HA	1.60	0.44
50:S4:184:THR:O	50:S4:189:LEU:HD13	4.17	0.44
50:S4:57:ASN:O	50:S4:61:VAL:HG23	2.17	0.44

Continued on next page...

Continued from previous page...

Atom-1	Atom-2	Interatomic distance (Å)	Clash overlap (Å)
55:S9:159:ALA:O	55:S9:165:GLY:HA3	2.17	0.44
63:C7:33:ARG:NH2	78:SR:109:ASP:OD1	2.50	0.44
78:SR:183:LEU:HD22	78:SR:186:PHE:CE1	2.53	0.44
78:SR:218:GLY:HA2	78:SR:240:VAL:HG23	2.38	0.44
78:SR:11:GLY:H	78:SR:312:VAL:HG23	1.83	0.44
1:1:1422:G:C6	1:1:1423:C:C4	3.06	0.44
1:1:2197:C:N4	1:1:2241:U:H2'	2.33	0.44
1:1:2570:U:H4'	1:1:2571:U:OP2	2.16	0.44
1:1:2768:U:H1'	43:Q2:28:TYR:HE1	1.83	0.44
1:1:3122:A:N1	11:L9:70:THR:HG21	2.32	0.44
1:1:3201:C:H2'	1:1:3202:G:H8	1.83	0.44
1:1:379:C:H2'	1:1:380:U:H6	1.83	0.44
1:1:612:U:H2'	1:1:613:G:C8	2.52	0.44
1:1:61:A:H2'	1:1:62:A:O4'	2.18	0.44
1:1:677:A:C8	1:1:786:A:C6	3.06	0.44
45:2:1402:G:H2'	45:2:1403:C:C6	2.53	0.44
45:2:1146:G:N3	45:2:1635:A:H2	2.15	0.44
45:2:2:A:OP2	45:2:2:A:H8	2.00	0.44
45:2:102:U:H3'	45:2:360:A:H61	1.83	0.44
45:2:361:C:N3	45:2:384:G:C2	2.86	0.44
45:2:463:U:H2'	45:2:464:A:C8	2.52	0.44
45:2:887:A:H2'	45:2:888:U:C6	2.53	0.44
45:2:94:U:H2'	45:2:95:G:O4'	2.17	0.44
2:3:92:A:H4'	12:M0:11:TYR:CD1	2.53	0.44
1:5:156:G:O2'	1:5:157:A:H4'	2.18	0.44
1:5:2258:U:H2'	1:5:2259:A:O4'	2.18	0.44
1:5:2642:A:C2	1:5:2643:A:C5	3.05	0.44
1:5:3342:A:H2'	1:5:3343:G:C8	2.52	0.44
45:6:1000:C:H5	45:6:1002:G:H3'	1.81	0.44
45:6:1287:A:H4'	45:6:1288:G:H5'	2.00	0.44
45:6:1330:G:H2'	45:6:1331:A:O4'	2.18	0.44
45:6:1344:A:H2'	45:6:1345:A:C8	2.53	0.44
45:6:137:U:H4'	45:6:1706:C:O2'	2.18	0.44
45:6:30:G:H2'	45:6:31:C:C6	2.53	0.44
45:6:560:U:H2'	45:6:561:G:C8	2.53	0.44
59:C3:128:TYR:OH	45:6:964:U:OP1	321.96	0.44
59:C3:50:ILE:O	59:C3:53:LEU:N	2.72	0.44
45:2:1411:A:OP1	62:C6:118:ILE:HD11	2.17	0.44
65:C9:105:LEU:HA	65:C9:105:LEU:HD23	1.84	0.44
65:C9:57:ARG:O	65:C9:61:VAL:HG23	2.31	0.44
49:S3:11:LEU:HD12	66:D0:86:ILE:HG12	2.81	0.44

Continued on next page...

Continued from previous page...

Atom-1	Atom-2	Interatomic distance (Å)	Clash overlap (Å)
67:D1:55:LEU:HA	67:D1:55:LEU:HD23	1.77	0.44
69:D3:135:LEU:HA	69:D3:135:LEU:HD23	2.28	0.44
72:D6:10:ARG:NH1	72:D6:36:ILE:H	2.16	0.44
72:D6:18:VAL:HG21	72:D6:33:ASP:HB3	3.37	0.44
74:D8:15:VAL:HA	74:D8:28:VAL:HG23	3.32	0.44
75:D9:40:ARG:NE	75:D9:41:GLN:OE1	2.50	0.44
45:2:567:A:N3	76:E0:14:VAL:HG21	2.33	0.44
77:E1:127:GLY:HA2	77:E1:130:VAL:HG12	4.68	0.44
4:L2:246:LEU:HD23	4:L2:246:LEU:HA	2.28	0.44
1:1:501:A:H5''	8:L6:28:GLN:NE2	2.33	0.44
8:L6:41:ILE:HB	8:L6:85:ILE:HB	2.01	0.44
9:L7:110:ARG:NH2	19:M8:3:ILE:HG23	2.33	0.44
10:L8:68:ARG:NE	10:L8:237:ILE:O	3.51	0.44
11:L9:129:ARG:O	11:L9:132:VAL:HG22	2.18	0.44
12:M0:156:ARG:NH1	12:M0:163:GLN:O	2.51	0.44
14:M3:123:ILE:HG22	36:O5:118:ILE:HG12	3.16	0.44
16:M5:112:ASN:ND2	16:M5:113:LEU:HD22	2.32	0.44
18:M7:129:THR:HG22	18:M7:130:TYR:H	1.83	0.44
18:M7:14:SER:HB3	18:M7:151:THR:OG1	2.18	0.44
23:N2:34:ALA:O	23:N2:38:ILE:HG13	2.17	0.44
23:N2:14:THR:HA	23:N2:65:VAL:O	2.18	0.44
5:L3:6:TYR:HB2	24:N3:46:LEU:HD11	1.99	0.44
5:L3:73:VAL:HG13	24:N3:89:ASP:O	2.21	0.44
26:N5:100:LYS:HZ2	26:N5:107:VAL:H	1.66	0.44
33:O2:3:SER:HB3	33:O2:71:HIS:CE1	3.20	0.44
1:1:264:G:H5''	37:O6:36:ARG:NH1	2.33	0.44
1:1:1836:C:N4	40:O9:3:ALA:HB2	2.33	0.44
46:S0:147:THR:HG21	46:S0:159:ALA:HB1	1.99	0.44
47:S1:131:ASP:OD1	47:S1:132:ASP:N	2.50	0.44
47:S1:70:LEU:CD1	47:S1:79:HIS:HB3	2.48	0.44
48:S2:243:TYR:O	48:S2:246:GLU:N	2.75	0.44
54:S8:165:LEU:HA	54:S8:165:LEU:HD23	1.99	0.44
54:S8:93:THR:OG1	54:S8:95:THR:OG1	2.65	0.44
79:SM:106:VAL:O	79:SM:110:TRP:HB2	3.04	0.44
78:SR:248:ASN:OD1	78:SR:249:ARG:HG2	3.76	0.44
78:SR:234:LEU:HD23	78:SR:263:PHE:CD1	2.93	0.44
1:1:84:U:O2'	1:1:101:G:O6	2.26	0.44
1:1:1278:A:O2'	1:1:1279:C:O5'	2.35	0.44
1:1:1195:A:O2'	1:1:1320:C:OP1	2.31	0.44
1:1:1499:C:H2'	1:1:1500:G:O4'	2.18	0.44
1:1:1661:G:H2'	1:1:1662:G:C8	2.53	0.44

Continued on next page...

Continued from previous page...

Atom-1	Atom-2	Interatomic distance (Å)	Clash overlap (Å)
1:1:1765:U:O3'	1:1:1766:G:H8	2.00	0.44
1:1:1783:U:H2'	1:1:1784:G:C8	2.53	0.44
1:1:1951:C:N4	1:1:2095:G:H1	2.09	0.44
1:1:2660:G:H1'	1:1:2744:U:H1'	2.00	0.44
1:1:3170:A:C6	1:1:3171:U:C4	3.06	0.44
1:1:364:G:OP2	38:O7:52:LYS:NZ	2.46	0.44
1:1:656:A:C6	1:1:657:A:C6	3.06	0.44
1:1:707:U:H4'	1:1:779:G:N3	2.33	0.44
45:2:1590:G:H2'	45:2:1591:C:C6	2.52	0.44
45:2:7:G:H4'	45:2:573:C:H4'	2.00	0.44
45:2:990:C:H2'	45:2:991:G:O4'	2.18	0.44
3:4:137:C:H5'	26:N5:42:ARG:HH12	1.83	0.44
1:5:1033:U:H2'	1:5:1034:U:H5'	1.99	0.44
1:5:1880:U:H2'	1:5:1881:A:H8	1.81	0.44
1:5:2538:U:H2'	1:5:2539:C:H5''	1.99	0.44
43:Q2:89:LYS:HG3	1:5:2653:C:P	236.14	0.44
1:5:3048:A:C8	1:5:3090:U:O4	2.71	0.44
45:6:1013:A:OP1	85:6:2168:LLL:H611	2.18	0.44
45:6:1390:U:O2'	45:6:1391:A:C8	2.71	0.44
45:6:731:C:N4	45:6:732:G:C6	2.86	0.44
45:6:749:U:H2'	45:6:750:U:C6	2.53	0.44
45:6:781:U:H4'	45:6:782:U:O2	2.18	0.44
45:6:926:A:H2'	45:6:927:C:C6	2.53	0.44
3:8:102:U:H2'	3:8:103:G:C8	2.52	0.44
59:C3:10:GLY:HA3	45:6:955:A:H5''	330.98	0.44
59:C3:113:PHE:HA	59:C3:116:ILE:HD12	2.00	0.44
61:C5:18:ARG:O	61:C5:20:VAL:HG23	2.18	0.44
61:C5:57:MET:SD	61:C5:60:LEU:HD12	3.50	0.44
65:C9:40:SER:HB3	65:C9:43:ASN:HB2	2.00	0.44
72:D6:23:CYS:HB2	72:D6:74:CYS:HB3	1.98	0.44
45:2:957:G:H1'	73:D7:68:GLY:O	2.18	0.44
45:2:1247:U:OP1	77:E1:94:LYS:HG2	2.17	0.44
4:L2:224:THR:HG21	1:5:2201:G:N2	222.44	0.44
4:L2:241:ARG:HH11	4:L2:241:ARG:HB3	1.82	0.44
5:L3:19:ARG:O	5:L3:273:HIS:HE1	2.16	0.44
5:L3:39:LYS:HB3	5:L3:40:PRO:HD2	2.50	0.44
6:L4:150:LEU:HA	6:L4:150:LEU:HD23	2.00	0.44
6:L4:178:LEU:O	6:L4:182:LEU:HD23	3.17	0.44
6:L4:313:LEU:HD11	1:5:505:G:H4'	237.28	0.44
6:L4:74:ILE:HD13	6:L4:93:MET:CE	8.44	0.44
7:L5:211:LEU:HD12	7:L5:223:PHE:HE1	1.83	0.44

Continued on next page...

Continued from previous page...

Atom-1	Atom-2	Interatomic distance (Å)	Clash overlap (Å)
7:L5:271:LYS:HA	7:L5:271:LYS:HD3	4.31	0.44
9:L7:125:GLU:HG3	1:5:987:U:OP1	261.29	0.44
10:L8:34:PHE:H	10:L8:39:ALA:CB	5.11	0.44
11:L9:137:SER:CB	11:L9:143:GLU:HG2	3.34	0.44
12:M0:71:CYS:SG	12:M0:72:ALA:N	2.90	0.44
19:M8:178:ARG:HD2	19:M8:178:ARG:HA	2.13	0.44
5:L3:7:GLU:O	24:N3:46:LEU:HD12	2.18	0.44
31:O0:32:LYS:HG3	31:O0:35:ARG:NH2	2.33	0.44
32:O1:16:LEU:HD12	32:O1:16:LEU:HA	1.77	0.44
33:O2:40:SER:O	33:O2:44:ARG:HG3	2.37	0.44
35:O4:8:ARG:NH2	35:O4:31:ARG:HH11	2.91	0.44
1:1:1836:C:H42	40:O9:3:ALA:HB2	1.83	0.44
41:Q0:113:ARG:HG3	41:Q0:114:LYS:N	3.43	0.44
49:S3:79:TYR:CD1	49:S3:84:ILE:HB	2.57	0.44
50:S4:3:ARG:O	45:6:93:A:H1'	325.44	0.44
51:S5:58:LEU:HD11	51:S5:167:ARG:HH12	4.86	0.44
52:S6:139:ASN:OD1	52:S6:139:ASN:N	2.50	0.44
52:S6:76:LEU:HA	52:S6:76:LEU:HD23	1.79	0.44
79:SM:84:LYS:HD3	79:SM:85:SER:N	4.31	0.44
78:SR:220:ILE:HG23	78:SR:243:LEU:HD11	2.43	0.44
78:SR:33:LEU:O	78:SR:44:SER:HA	2.18	0.44
1:1:1213:G:H8	1:1:1213:G:H5''	1.83	0.43
1:1:1733:G:H2'	1:1:1734:G:H8	1.83	0.43
85:1:3999:LLL:H612	85:1:3999:LLL:H11	1.79	0.43
1:1:810:A:H2'	1:1:811:U:C6	2.53	0.43
1:1:865:U:C5	1:1:866:A:N7	2.85	0.43
45:2:1282:U:H2'	45:2:1283:U:H6	1.82	0.43
45:2:1087:A:H5'	45:2:1298:U:O4	2.18	0.43
45:2:1323:C:H2'	45:2:1324:G:O4'	2.18	0.43
45:2:168:A:H4'	52:S6:136:LYS:HD3	1.98	0.43
45:2:231:U:O2'	45:2:232:U:H5''	2.18	0.43
45:2:329:G:H2'	45:2:330:G:C8	2.51	0.43
45:2:395:U:H2'	45:2:396:G:O4'	2.18	0.43
1:5:171:G:C6	1:5:172:G:C8	3.06	0.43
4:L2:188:LYS:HE2	1:5:1793:C:O2	209.55	0.43
20:M9:143:ILE:HD11	1:5:2093:A:H8	244.86	0.43
1:5:2256:A:N3	1:5:2256:A:C2'	2.81	0.43
1:5:2771:U:H2'	1:5:2772:C:C6	2.53	0.43
1:5:740:G:C6	1:5:741:U:C4	3.06	0.43
75:D9:44:ARG:HH22	45:6:1280:C:H5'	399.19	0.43
65:C9:122:ARG:NH1	45:6:1499:G:OP1	420.66	0.43

Continued on next page...

Continued from previous page...

Atom-1	Atom-2	Interatomic distance (Å)	Clash overlap (Å)
45:6:228:G:H2'	45:6:229:U:O4'	2.18	0.43
54:S8:48:THR:HB	45:6:333:A:P	298.72	0.43
45:6:883:C:H1'	45:6:946:U:O2	2.18	0.43
56:C0:49:LEU:HA	56:C0:52:LYS:HD3	1.99	0.43
56:C0:52:LYS:HD3	56:C0:54:TYR:CE1	7.02	0.43
63:C7:104:ASN:O	63:C7:107:SER:OG	2.35	0.43
64:C8:99:HIS:HD2	64:C8:101:LEU:HD21	1.83	0.43
46:S0:185:ARG:CG	67:D1:47:PRO:HD3	2.47	0.43
69:D3:68:ILE:HB	69:D3:70:LYS:NZ	2.75	0.43
71:D5:70:LYS:HD3	71:D5:70:LYS:HA	1.70	0.43
72:D6:30:ILE:HG13	72:D6:31:PRO:CD	2.99	0.43
74:D8:36:THR:O	74:D8:37:SER:OG	2.29	0.43
6:L4:100:PHE:CE2	6:L4:101:ALA:HB2	2.75	0.43
7:L5:237:GLU:O	7:L5:241:THR:OG1	2.31	0.43
8:L6:145:LEU:O	8:L6:148:GLU:N	2.50	0.43
9:L7:185:ILE:O	9:L7:189:ILE:HG22	2.18	0.43
9:L7:187:GLU:OE1	9:L7:194:HIS:HB2	2.18	0.43
10:L8:230:LYS:HE3	10:L8:230:LYS:HB2	4.59	0.43
10:L8:28:HIS:NE2	28:N7:128:GLN:OE1	4.49	0.43
10:L8:53:PRO:HB2	10:L8:55:TYR:CE2	2.72	0.43
13:M1:139:THR:C	13:M1:140:ARG:HD2	2.39	0.43
14:M3:85:LEU:CD2	14:M3:90:ALA:HB2	2.56	0.43
16:M5:19:LEU:HA	16:M5:22:LEU:HD23	2.00	0.43
1:I1:1875:G:OP2	20:M9:20:ARG:HD2	2.18	0.43
12:M0:166:ILE:HG21	22:N1:158:THR:HG21	2.00	0.43
22:N1:72:VAL:HG23	22:N1:74:VAL:HG23	1.99	0.43
22:N1:80:VAL:HG11	1:5:2728:G:C6	214.80	0.43
23:N2:43:VAL:HG21	23:N2:50:LEU:HA	1.99	0.43
24:N3:120:LYS:H	24:N3:137:VAL:HG22	1.89	0.43
27:N6:59:VAL:HG22	27:N6:103:LYS:O	5.65	0.43
27:N6:54:ASP:O	27:N6:69:LYS:HA	2.78	0.43
29:N8:61:PHE:HE1	1:5:283:G:N9	146.25	0.43
31:O0:22:LYS:HB2	31:O0:94:GLU:HB2	2.31	0.43
32:O1:31:ARG:NH1	32:O1:31:ARG:HB3	2.32	0.43
32:O1:8:VAL:HG12	32:O1:9:THR:N	4.24	0.43
36:O5:26:LYS:HB3	36:O5:26:LYS:HE2	2.32	0.43
43:Q2:23:HIS:HA	43:Q2:73:GLU:O	2.29	0.43
46:S0:124:THR:CG2	46:S0:174:TRP:HE1	2.41	0.43
46:S0:74:VAL:HG12	46:S0:76:ILE:HG13	2.00	0.43
47:S1:101:HIS:HA	47:S1:217:LEU:HD22	2.36	0.43
47:S1:194:ASN:N	47:S1:194:ASN:OD1	2.58	0.43

Continued on next page...

Continued from previous page...

Atom-1	Atom-2	Interatomic distance (Å)	Clash overlap (Å)
50:S4:42:LEU:HB2	50:S4:109:PHE:CD2	3.31	0.43
50:S4:197:HIS:HB3	50:S4:209:HIS:CD2	2.39	0.43
51:S5:216:GLU:HA	51:S5:219:ARG:HB3	2.00	0.43
52:S6:75:LEU:HD22	45:6:1722:A:H5''	279.44	0.43
53:S7:111:LYS:HD3	53:S7:112:ARG:N	2.27	0.43
55:S9:64:GLU:HA	55:S9:69:ARG:HD3	2.69	0.43
1:1:110:G:OP2	14:M3:73:ARG:NH1	2.50	0.43
1:1:240:U:H4'	1:1:241:G:OP1	2.18	0.43
1:1:2775:U:H2'	1:1:2776:C:H6	1.81	0.43
1:1:3353:G:O2'	1:1:3356:G:OP2	2.23	0.43
1:1:500:C:H2'	1:1:501:A:H8	1.81	0.43
1:1:713:U:OP2	14:M3:174:ARG:NH2	2.51	0.43
1:1:83:U:H2'	1:1:84:U:O4'	2.18	0.43
45:2:1207:C:H42	45:2:1456:C:N4	2.03	0.43
45:2:1263:G:C2	45:2:1264:G:H1'	2.53	0.43
45:2:1471:A:N6	45:2:1472:C:H41	2.15	0.43
45:2:817:A:O4'	53:S7:110:GLN:NE2	2.50	0.43
3:4:135:G:H5''	26:N5:49:LYS:HD2	2.00	0.43
1:5:1461:A:H2'	1:5:1462:A:O4'	2.18	0.43
1:5:1501:U:H3	1:5:1515:A:H61	1.67	0.43
1:5:1704:A:O2'	1:5:1705:U:H5''	2.18	0.43
1:5:2438:A:H5'	1:5:2439:A:OP2	2.17	0.43
43:Q2:45:ARG:NH2	1:5:283:G:OP2	146.92	0.43
1:5:3073:A:H2'	1:5:3074:G:O4'	2.18	0.43
1:5:2922:G:N7	85:5:4175:LLL:H833	2.33	0.43
45:6:1163:A:N6	45:6:1164:G:C6	2.86	0.43
45:6:1333:C:H2'	45:6:1334:U:C6	2.53	0.43
45:6:520:A:OP2	45:6:520:A:H8	2.01	0.43
2:7:106:U:H2'	2:7:107:C:O4'	2.19	0.43
57:C1:112:SER:C	57:C1:114:ALA:H	2.36	0.43
58:C2:119:SER:OG	58:C2:120:VAL:N	2.55	0.43
63:C7:77:GLU:HG2	63:C7:80:ARG:NH2	7.20	0.43
64:C8:116:LEU:HA	64:C8:119:ILE:HG22	3.71	0.43
68:D2:65:LEU:HD23	68:D2:65:LEU:H	1.84	0.43
73:D7:49:HIS:HA	73:D7:70:LYS:HA	1.99	0.43
74:D8:19:THR:CG2	74:D8:27:GLN:HE21	2.32	0.43
76:E0:46:ASN:OD1	76:E0:48:THR:HG23	5.12	0.43
5:L3:211:GLN:NE2	5:L3:284:ARG:HA	3.56	0.43
5:L3:284:ARG:HB2	5:L3:323:MET:HE1	3.75	0.43
6:L4:261:VAL:HG23	6:L4:262:TRP:CD1	2.53	0.43
6:L4:359:LEU:HA	21:N0:8:GLN:OE1	2.18	0.43

Continued on next page...

Continued from previous page...

Atom-1	Atom-2	Interatomic distance (Å)	Clash overlap (Å)
7:L5:43:LYS:O	7:L5:46:THR:HB	2.41	0.43
9:L7:191:VAL:HA	9:L7:195:PHE:CD2	2.63	0.43
9:L7:223:PHE:CD1	9:L7:232:ARG:HB2	3.78	0.43
11:L9:67:ALA:O	11:L9:71:VAL:HG23	2.18	0.43
12:M0:49:CYS:HA	12:M0:138:VAL:O	2.18	0.43
12:M0:161:GLY:O	12:M0:163:GLN:NE2	2.52	0.43
16:M5:172:ARG:HD2	1:5:30:G:P	109.70	0.43
87:1:4342:HOH:O	17:M6:25:LYS:HE3	2.18	0.43
18:M7:51:VAL:CG1	18:M7:88:VAL:HG21	2.47	0.43
18:M7:65:SER:HA	18:M7:80:LYS:HZ2	1.82	0.43
19:M8:23:ASN:ND2	19:M8:26:LEU:HB2	2.32	0.43
20:M9:163:ARG:O	20:M9:166:ASN:N	3.44	0.43
20:M9:41:ILE:O	20:M9:45:VAL:HG23	2.29	0.43
21:N0:137:ARG:HG2	21:N0:139:TYR:OH	2.89	0.43
25:N4:47:ARG:O	25:N4:55:PHE:HD2	2.06	0.43
26:N5:108:LEU:HD23	26:N5:127:THR:HG22	3.34	0.43
1:1:304:G:C2	29:N8:62:HIS:CD2	3.06	0.43
43:Q2:4:VAL:O	43:Q2:93:LEU:HA	2.49	0.43
47:S1:84:ILE:HG22	47:S1:86:LEU:HD22	1.99	0.43
49:S3:33:GLY:HA3	49:S3:53:THR:CG2	4.47	0.43
50:S4:170:THR:OG1	50:S4:170:THR:O	3.06	0.43
50:S4:244:ILE:HA	50:S4:244:ILE:HD12	2.71	0.43
51:S5:94:THR:HG22	51:S5:114:ILE:CG1	2.41	0.43
52:S6:185:GLN:HA	52:S6:188:ARG:NH1	2.33	0.43
53:S7:30:SER:HB2	53:S7:34:LEU:HB2	1.99	0.43
53:S7:71:HIS:CG	53:S7:131:PHE:CE1	3.06	0.43
54:S8:67:TRP:HA	54:S8:183:ILE:CG2	4.86	0.43
55:S9:40:LYS:HB2	55:S9:40:LYS:HE3	1.89	0.43
48:S2:120:GLU:HG2	79:SM:120:GLU:CD	4.73	0.43
78:SR:109:ASP:HB2	78:SR:127:ARG:HD2	2.29	0.43
78:SR:204:ALA:HA	78:SR:210:LEU:O	2.28	0.43
78:SR:44:SER:C	78:SR:58:VAL:HG22	2.39	0.43
1:1:1115:G:P	87:1:4252:HOH:O	2.77	0.43
1:1:1325:U:H2'	1:1:1326:A:C8	2.52	0.43
1:1:3276:G:H1'	1:1:3277:U:H3	1.83	0.43
1:1:3295:A:C6	1:1:3296:A:C6	3.07	0.43
1:1:31:C:H2'	1:1:32:U:O4'	2.18	0.43
1:1:386:A:H2'	1:1:387:A:O4'	2.18	0.43
1:1:645:A:H4'	1:1:647:A:H62	1.83	0.43
1:1:659:G:O5'	1:1:659:G:H8	2.01	0.43
45:2:1529:C:OP1	51:S5:112:ARG:NH1	2.50	0.43

Continued on next page...

Continued from previous page...

Atom-1	Atom-2	Interatomic distance (Å)	Clash overlap (Å)
45:2:380:U:H2'	45:2:380:U:O2	2.18	0.43
45:2:688:G:C2	45:2:689:G:C5	3.07	0.43
45:2:834:G:N2	45:2:835:U:H1'	2.33	0.43
3:4:157:U:H2'	3:4:158:U:H5'	2.00	0.43
3:4:58:G:N7	38:O7:63:ARG:NH1	2.49	0.43
1:5:1121:U:C4	1:5:1122:U:C4	3.06	0.43
1:5:1875:G:H2'	1:5:1876:U:H6	1.83	0.43
31:O0:50:VAL:HG11	1:5:2552:C:H2'	231.92	0.43
1:5:255:A:H2'	1:5:256:G:C8	2.53	0.43
1:5:2733:A:H2'	1:5:2734:A:O4'	2.18	0.43
1:5:2775:U:H2'	1:5:2776:C:H6	1.83	0.43
1:5:2777:G:H5"	1:5:2779:A:OP2	2.17	0.43
1:5:521:A:C8	1:5:572:A:C6	3.06	0.43
1:5:953:G:H1'	1:5:1115:G:H5"	1.99	0.43
75:D9:14:TYR:CD2	45:6:1597:A:C8	403.14	0.43
45:6:894:U:H2'	45:6:895:G:C8	2.53	0.43
45:6:895:G:C5	45:6:896:U:C4	3.07	0.43
45:6:939:A:H2'	45:6:940:A:C8	2.53	0.43
54:S8:188:GLU:HG2	57:C1:13:PHE:CE2	2.54	0.43
45:2:927:C:H1'	60:C4:125:SER:CB	2.49	0.43
62:C6:122:ARG:HG2	45:6:1584:G:H5"	395.66	0.43
64:C8:91:ASP:O	64:C8:92:ILE:HG22	4.95	0.43
45:2:863:A:H4'	68:D2:57:ARG:HG2	1.99	0.43
70:D4:57:VAL:HG22	70:D4:60:PHE:HE2	1.82	0.43
72:D6:7:SER:OG	72:D6:7:SER:O	2.35	0.43
4:L2:103:PRO:HA	4:L2:163:ARG:HA	1.99	0.43
5:L3:37:ARG:HA	5:L3:186:GLY:HA2	2.00	0.43
5:L3:320:ASP:N	5:L3:320:ASP:OD1	3.97	0.43
6:L4:181:VAL:HG11	6:L4:224:GLY:HA3	2.85	0.43
8:L6:40:LEU:HD12	8:L6:65:ILE:HD11	5.84	0.43
9:L7:221:LYS:O	9:L7:227:GLY:O	5.01	0.43
15:M4:25:LYS:HE3	15:M4:62:GLN:HG2	1.99	0.43
18:M7:45:GLN:NE2	18:M7:95:LEU:HB3	3.43	0.43
22:N1:128:LEU:HA	22:N1:128:LEU:HD23	4.50	0.43
25:N4:23:ARG:HB2	25:N4:29:PHE:HE2	6.35	0.43
26:N5:117:ASN:O	40:O9:18:LYS:NZ	2.40	0.43
26:N5:60:TYR:CE2	26:N5:102:LEU:HD21	2.53	0.43
27:N6:39:LEU:HD11	27:N6:107:THR:C	3.76	0.43
28:N7:121:ARG:HD2	28:N7:126:LYS:HE3	1.99	0.43
28:N7:83:THR:HG22	28:N7:85:TYR:N	3.69	0.43
33:O2:21:HIS:CE1	33:O2:24:ARG:HD2	3.06	0.43

Continued on next page...

Continued from previous page...

Atom-1	Atom-2	Interatomic distance (Å)	Clash overlap (Å)
34:O3:103:TYR:HA	34:O3:104:PRO:C	2.51	0.43
37:O6:43:LEU:CD1	37:O6:47:ILE:HD11	2.48	0.43
38:O7:58:THR:O	38:O7:61:THR:HG23	2.18	0.43
44:Q3:73:THR:HG22	44:Q3:76:ALA:HB2	1.99	0.43
46:S0:101:ARG:NH2	46:S0:104:PRO:HD3	2.78	0.43
46:S0:8:ASP:N	46:S0:8:ASP:OD1	2.51	0.43
47:S1:184:LEU:HD23	47:S1:184:LEU:HA	1.89	0.43
47:S1:223:PHE:CE2	47:S1:228:LEU:HD13	2.51	0.43
48:S2:148:LEU:HB3	48:S2:174:ARG:HH22	1.83	0.43
50:S4:248:ILE:HA	50:S4:251:GLU:HG3	3.52	0.43
51:S5:174:LEU:HD21	51:S5:213:LYS:HB2	2.00	0.43
51:S5:57:SER:HA	74:D8:53:ILE:HD12	2.00	0.43
53:S7:98:ILE:HD13	53:S7:118:LEU:HD22	2.42	0.43
53:S7:160:GLN:NE2	53:S7:160:GLN:H	2.16	0.43
53:S7:21:ALA:O	53:S7:25:VAL:HG23	2.21	0.43
54:S8:184:LEU:O	54:S8:189:LEU:HD22	3.88	0.43
54:S8:67:TRP:HD1	54:S8:185:GLU:OE1	2.76	0.43
55:S9:112:GLN:HG3	55:S9:148:VAL:HG11	2.64	0.43
55:S9:141:VAL:HG11	55:S9:146:PHE:CE2	2.52	0.43
55:S9:15:PRO:HD3	55:S9:43:TYR:CE1	2.54	0.43
55:S9:163:PRO:C	55:S9:165:GLY:H	2.21	0.43
55:S9:28:LEU:O	55:S9:32:GLY:N	2.50	0.43
78:SR:141:LEU:HD12	78:SR:142:ALA:H	1.84	0.43
1:1:1352:A:H4'	1:1:1353:U:OP1	2.17	0.43
1:1:2397:A:C2	1:1:2873:U:H5'	2.53	0.43
1:1:3325:G:H5'	32:O1:104:LEU:O	2.18	0.43
1:1:2107:A:H2	1:1:3344:A:C8	2.36	0.43
1:1:51:A:H2'	1:1:52:A:O4'	2.19	0.43
1:1:815:G:C2	1:1:926:A:C2	3.06	0.43
45:2:1116:A:H2'	45:2:1117:U:O4'	2.19	0.43
45:2:1150:G:N2	45:2:1768:G:H2'	2.33	0.43
45:2:1546:G:H2'	45:2:1547:A:C8	2.54	0.43
45:2:1682:U:O2'	45:2:1683:C:H5'	2.18	0.43
45:2:189:C:C2'	45:2:190:C:H5'	2.48	0.43
45:2:841:U:H2'	45:2:842:C:O4'	2.18	0.43
45:2:918:U:H2'	45:2:919:A:H8	1.83	0.43
1:5:1892:G:C6	1:5:1893:A:N7	2.85	0.43
1:5:2167:A:C2'	1:5:2168:A:H5'	2.48	0.43
1:5:2181:C:H2'	1:5:2182:A:O4'	2.18	0.43
17:M6:68:ARG:NH1	1:5:2988:C:P	216.83	0.43
1:5:3337:G:O5'	1:5:3337:G:H8	2.00	0.43

Continued on next page...

Continued from previous page...

Atom-1	Atom-2	Interatomic distance (Å)	Clash overlap (Å)
1:5:353:G:H22	1:5:364:G:H2'	1.81	0.43
8:L6:19:LYS:HG3	1:5:591:G:O4'	215.44	0.43
1:5:601:U:H3'	1:5:602:A:H8	1.83	0.43
45:6:1230:A:H2'	45:6:1258:U:H5	1.79	0.43
45:6:1361:U:H2'	45:6:1361:U:O2	2.17	0.43
45:6:647:G:H22	45:6:687:G:N2	2.16	0.43
45:6:933:A:C5	45:6:935:U:C2	3.06	0.43
3:8:59:A:H5''	3:8:61:A:C8	2.53	0.43
60:C4:112:ILE:HG22	60:C4:113:GLY:N	2.82	0.43
65:C9:35:ASP:OD2	65:C9:35:ASP:N	4.20	0.43
64:C8:82:PRO:HG3	65:C9:36:ILE:HD12	1.99	0.43
66:D0:30:LYS:HG3	66:D0:33:GLN:HB2	2.20	0.43
69:D3:29:TYR:CE2	69:D3:33:LEU:HD11	2.54	0.43
69:D3:95:PHE:O	69:D3:142:LYS:HE3	3.27	0.43
71:D5:59:TYR:HE1	71:D5:100:ILE:HG23	6.78	0.43
51:S5:124:LEU:HD11	71:D5:59:TYR:HD1	1.83	0.43
75:D9:12:ARG:HG2	75:D9:17:GLY:O	2.33	0.43
4:L2:174:ARG:HH22	1:5:2180:G:P	211.00	0.43
4:L2:192:LYS:HD3	4:L2:193:ARG:NH2	3.19	0.43
1:1:2164:A:OP1	4:L2:8:GLN:HG2	2.19	0.43
6:L4:258:LEU:HA	6:L4:258:LEU:HD12	1.80	0.43
7:L5:19:PRO:HD2	7:L5:24:ARG:HD3	3.44	0.43
8:L6:131:LYS:O	8:L6:134:ARG:N	2.86	0.43
10:L8:101:THR:CG2	10:L8:104:GLU:H	2.31	0.43
14:M3:36:ARG:HG2	14:M3:39:ARG:HH22	1.82	0.43
14:M3:76:THR:HG23	14:M3:79:GLU:H	1.83	0.43
14:M3:89:TYR:CE2	14:M3:93:ILE:HD11	2.54	0.43
15:M4:16:GLU:HB2	21:N0:149:LYS:HG2	2.01	0.43
17:M6:8:VAL:HA	17:M6:34:VAL:HG13	2.00	0.43
21:N0:22:PRO:O	22:N1:146:ASN:ND2	2.46	0.43
27:N6:27:ARG:NH1	27:N6:76:LEU:HA	2.34	0.43
28:N7:46:ILE:HD11	28:N7:49:TYR:CE2	4.92	0.43
46:S0:29:VAL:HG13	46:S0:30:GLN:N	4.14	0.43
46:S0:52:LYS:HD3	67:D1:82:VAL:HG22	4.66	0.43
47:S1:181:LEU:HD23	47:S1:182:ALA:N	2.33	0.43
48:S2:98:PHE:HZ	79:SM:116:GLU:HG3	1.87	0.43
53:S7:24:PHE:HE1	53:S7:77:LEU:HD11	1.82	0.43
55:S9:127:VAL:HG12	55:S9:131:GLN:OE1	2.19	0.43
55:S9:168:ARG:HG2	55:S9:169:PRO:HD2	2.00	0.43
55:S9:45:ILE:HA	55:S9:48:GLN:OE1	2.18	0.43
1:1:1362:G:H2'	1:1:1363:A:C8	2.53	0.43

Continued on next page...

Continued from previous page...

Atom-1	Atom-2	Interatomic distance (Å)	Clash overlap (Å)
1:1:1804:A:H2'	1:1:1805:C:H6	1.82	0.43
1:1:2407:C:H2'	1:1:2408:U:C6	2.53	0.43
1:1:2605:G:N7	85:1:4003:LLL:H221	2.34	0.43
1:1:3057:U:H5'	1:1:3086:A:N6	2.24	0.43
1:1:3285:C:H2'	1:1:3286:G:O4'	2.19	0.43
1:1:3335:A:H8	1:1:3335:A:H5'	1.84	0.43
1:1:733:G:N2	1:1:736:A:OP2	2.44	0.43
1:1:817:A:C8	1:1:920:A:N1	2.87	0.43
45:2:1144:U:H2'	45:2:1145:U:O4'	2.19	0.43
45:2:1277:G:O3'	49:S3:183:GLY:HA3	2.18	0.43
45:2:159:U:O2	52:S6:87:ARG:NH1	2.50	0.43
45:2:48:G:C6	45:2:432:G:C2	3.07	0.43
45:2:614:C:H2'	45:2:615:A:C8	2.54	0.43
45:2:737:A:OP2	45:2:737:A:H2'	2.18	0.43
45:2:894:U:H3	45:2:918:U:H3	1.65	0.43
2:3:20:A:H2'	2:3:21:G:O4'	2.17	0.43
2:3:30:G:H1	2:3:47:C:N4	2.16	0.43
3:4:11:C:H2'	3:4:12:A:O4'	2.19	0.43
1:5:1120:A:H2'	1:5:1121:U:C6	2.53	0.43
1:5:1259:A:N6	1:5:1260:A:N1	2.66	0.43
17:M6:59:ARG:NH1	1:5:1307:G:OP1	254.40	0.43
1:5:1705:U:H5'	1:5:1706:C:OP2	2.17	0.43
1:5:1852:G:C6	1:5:1853:U:C4	3.07	0.43
1:5:2158:A:H4'	1:5:2159:U:H5''	2.00	0.43
1:5:2407:C:H1'	1:5:2818:U:C2	2.54	0.43
7:L5:16:PHE:CZ	1:5:2688:U:C4	293.35	0.43
7:L5:12:TYR:OH	1:5:2688:U:OP1	299.74	0.43
1:5:2667:A:O2'	1:5:2691:A:OP1	2.30	0.43
14:M3:178:LYS:HZ1	85:5:4168:LLL:H531	149.33	0.43
45:6:1592:A:H2'	45:6:1593:A:C8	2.54	0.43
45:6:210:A:C6	45:6:211:U:C4	3.07	0.43
45:6:362:G:O5'	45:6:362:G:H8	2.01	0.43
45:6:872:G:H2'	45:6:873:U:O4'	2.18	0.43
56:C0:44:LYS:HD3	56:C0:44:LYS:HA	1.76	0.43
57:C1:54:ILE:HD13	57:C1:54:ILE:HA	2.59	0.43
59:C3:46:THR:OG1	59:C3:49:GLN:HG2	4.04	0.43
63:C7:96:SER:HB2	63:C7:97:ASN:OD1	2.18	0.43
64:C8:6:GLN:HE22	71:D5:42:LEU:HB2	1.83	0.43
64:C8:73:MET:HG2	64:C8:101:LEU:CD2	5.35	0.43
70:D4:8:ARG:HB3	45:6:780:A:O2'	435.98	0.43
6:L4:206:LEU:HB2	6:L4:246:ARG:CD	2.65	0.43

Continued on next page...

Continued from previous page...

Atom-1	Atom-2	Interatomic distance (Å)	Clash overlap (Å)
6:L4:281:ILE:HG22	19:M8:25:TYR:HB3	2.00	0.43
7:L5:113:LEU:HD12	7:L5:113:LEU:HA	1.70	0.43
8:L6:10:TYR:HB3	33:O2:88:HIS:NE2	3.60	0.43
9:L7:118:LYS:HG3	9:L7:191:VAL:HG11	2.00	0.43
10:L8:101:THR:HG22	10:L8:104:GLU:HG3	1.99	0.43
10:L8:68:ARG:HA	10:L8:236:GLY:O	4.30	0.43
11:L9:137:SER:HB3	11:L9:143:GLU:HB3	2.00	0.43
11:L9:94:TYR:HE1	11:L9:142:ASP:OD1	2.00	0.43
12:M0:46:PHE:HB3	12:M0:140:THR:HA	2.67	0.43
12:M0:51:HIS:CD2	12:M0:168:SER:HB2	2.87	0.43
13:M1:109:HIS:CD2	13:M1:114:ILE:HG21	2.53	0.43
14:M3:134:GLU:CD	14:M3:135:ALA:H	3.86	0.43
15:M4:72:LEU:HD22	15:M4:73:PRO:CD	2.48	0.43
16:M5:75:VAL:HG22	16:M5:76:PRO:HD2	4.40	0.43
16:M5:93:LYS:HA	16:M5:93:LYS:HD3	1.71	0.43
5:L3:262:TRP:HE1	17:M6:66:LYS:NZ	2.45	0.43
21:N0:53:LYS:HE3	21:N0:53:LYS:HB2	4.50	0.43
25:N4:38:SER:O	25:N4:42:GLN:HG3	3.93	0.43
27:N6:111:LEU:HD23	27:N6:111:LEU:HA	3.92	0.43
27:N6:60:ARG:HD3	27:N6:60:ARG:HA	2.22	0.43
27:N6:28:ARG:HB2	27:N6:75:ARG:NH2	2.40	0.43
29:N8:91:LEU:HA	29:N8:121:VAL:HG21	2.09	0.43
32:O1:13:THR:HB	32:O1:72:ARG:HD2	2.54	0.43
33:O2:4:LEU:HD12	33:O2:90:LYS:O	5.71	0.43
34:O3:15:SER:OG	34:O3:16:TYR:O	3.60	0.43
34:O3:6:ARG:HD2	34:O3:8:TYR:O	3.31	0.43
36:O5:7:TYR:HA	36:O5:10:ARG:HG3	5.03	0.43
16:M5:143:ARG:HH21	36:O5:92:LEU:HD23	1.83	0.43
40:O9:23:LEU:HD23	40:O9:23:LEU:HA	1.86	0.43
44:Q3:55:TRP:CD2	44:Q3:71:VAL:HG22	2.53	0.43
46:S0:21:ASN:O	46:S0:24:LEU:N	2.99	0.43
47:S1:116:LYS:HE2	47:S1:117:TRP:HZ3	1.82	0.43
48:S2:116:LYS:HG2	48:S2:127:ALA:HB3	2.01	0.43
51:S5:31:GLU:HA	51:S5:34:GLN:HB3	3.79	0.43
52:S6:7:TYR:HE1	52:S6:125:THR:HA	1.82	0.43
45:2:79:C:H1'	52:S6:174:LYS:HD3	2.00	0.43
53:S7:96:ARG:HB3	45:6:856:A:N6	363.14	0.43
54:S8:76:THR:HG22	54:S8:105:ASP:HB3	2.95	0.43
55:S9:109:LEU:HD13	55:S9:129:ILE:HD13	2.00	0.43
55:S9:158:PHE:HD2	55:S9:164:PHE:HB3	3.41	0.43
55:S9:38:ASN:HA	76:E0:36:LYS:HE3	2.00	0.43

Continued on next page...

Continued from previous page...

Atom-1	Atom-2	Interatomic distance (Å)	Clash overlap (Å)
79:SM:99:LYS:HE2	45:6:577:G:H2'	373.03	0.43
1:1:999:G:N3	1:1:1002:A:N6	2.67	0.43
1:1:1025:A:C8	1:1:1025:A:OP1	2.71	0.43
1:1:1220:U:H4'	1:1:1221:A:O5'	2.19	0.43
1:1:1226:G:H2'	1:1:1227:C:O4'	2.18	0.43
1:1:1877:U:H5''	1:1:1878:G:O5'	2.17	0.43
1:1:628:A:H8	1:1:628:A:O5'	2.01	0.43
1:1:909:G:H2'	1:1:910:G:O4'	2.19	0.43
1:1:998:A:H4'	2:3:103:A:C2	2.53	0.43
45:2:1290:U:H2'	45:2:1291:G:H8	1.74	0.43
45:2:1291:G:C8	45:2:1291:G:O5'	2.71	0.43
45:2:1352:G:H1	45:2:1373:C:N4	2.17	0.43
45:2:1535:U:H4'	45:2:1535:U:OP1	2.17	0.43
45:2:1621:U:H2'	45:2:1622:G:C8	2.54	0.43
45:2:541:A:O2'	45:2:542:A:H4'	2.18	0.43
45:2:736:C:C2'	45:2:737:A:H5'	2.47	0.43
45:2:747:C:H4'	68:D2:80:ASN:HD21	1.83	0.43
45:2:885:G:H2'	45:2:886:U:C6	2.53	0.43
35:O4:24:LYS:HE2	1:5:1669:C:OP1	154.37	0.43
20:M9:121:HIS:CE1	1:5:1718:G:N7	245.23	0.43
1:5:2143:A:O2'	1:5:2144:A:H2'	2.19	0.43
1:5:2890:A:N1	1:5:2913:C:N3	2.67	0.43
5:L3:102:LEU:O	1:5:3147:G:H4'	241.18	0.43
37:O6:30:LYS:NZ	1:5:316:U:O2'	103.78	0.43
85:5:4151:LLL:H13	85:5:4151:LLL:H122	1.83	0.43
1:5:739:G:C2	1:5:740:G:C8	3.06	0.43
45:6:106:U:H2'	45:6:107:C:O4'	2.19	0.43
45:6:1153:G:H2'	45:6:1154:G:O4'	2.18	0.43
45:6:1423:U:H2'	45:6:1424:A:O4'	2.18	0.43
45:6:1751:C:H2'	45:6:1752:U:C6	2.53	0.43
45:6:183:U:H2'	45:6:184:C:C6	2.53	0.43
45:6:365:G:O6	85:6:2172:LLL:H222	2.18	0.43
45:6:391:A:O2'	45:6:1730:A:H4'	2.19	0.43
45:6:811:A:H1'	45:6:858:G:H8	1.83	0.43
57:C1:84:ILE:HD13	57:C1:117:VAL:HG11	1.99	0.43
59:C3:71:ILE:HD12	59:C3:71:ILE:N	2.34	0.43
63:C7:6:THR:OG1	63:C7:8:THR:HG22	5.79	0.43
69:D3:103:LEU:HD23	69:D3:104:LEU:N	2.33	0.43
70:D4:104:SER:OG	70:D4:107:GLN:HB2	2.56	0.43
74:D8:54:LEU:HA	74:D8:54:LEU:HD12	1.72	0.43
76:E0:44:PHE:HD2	76:E0:54:ARG:NH2	8.76	0.43

Continued on next page...

Continued from previous page...

Atom-1	Atom-2	Interatomic distance (Å)	Clash overlap (Å)
5:L3:14:LEU:HA	5:L3:17:LEU:HD13	2.85	0.43
8:L6:66:SER:C	8:L6:68:PRO:HA	3.20	0.43
9:L7:151:ARG:NH1	9:L7:244:ASN:OD1	2.44	0.43
11:L9:112:ILE:HD13	11:L9:161:LEU:HD12	1.99	0.43
12:M0:47:PRO:O	12:M0:172:GLY:N	2.41	0.43
15:M4:77:ARG:O	15:M4:81:VAL:HG23	2.18	0.43
17:M6:83:ALA:O	17:M6:87:MET:HG3	2.36	0.43
20:M9:4:LEU:HD22	20:M9:32:ILE:HG22	2.54	0.43
20:M9:39:ASN:OD1	20:M9:42:ARG:NH1	8.21	0.43
26:N5:86:VAL:HG21	26:N5:122:ALA:HB2	2.77	0.43
27:N6:27:ARG:NH1	27:N6:75:ARG:O	3.06	0.43
27:N6:53:ASP:HB2	27:N6:110:HIS:CD2	2.54	0.43
29:N8:27:LYS:HA	29:N8:27:LYS:HD2	2.23	0.43
30:N9:14:ARG:HB3	30:N9:14:ARG:HE	1.58	0.43
30:N9:46:ALA:O	30:N9:50:THR:HG22	2.19	0.43
36:O5:41:LEU:HD23	36:O5:44:ILE:HG13	1.99	0.43
47:S1:132:ASP:HB2	47:S1:221:PRO:HB3	2.02	0.43
50:S4:108:ARG:H	50:S4:108:ARG:HG3	1.62	0.43
51:S5:205:SER:OG	51:S5:207:THR:N	4.31	0.43
51:S5:33:VAL:HG12	51:S5:34:GLN:N	2.82	0.43
51:S5:57:SER:O	51:S5:59:VAL:HG23	2.19	0.43
52:S6:193:LEU:HA	52:S6:193:LEU:HD23	1.86	0.43
52:S6:38:GLY:N	52:S6:48:TYR:O	3.06	0.43
54:S8:165:LEU:HD13	54:S8:183:ILE:HD13	2.00	0.43
54:S8:194:ARG:CZ	54:S8:194:ARG:HB2	2.50	0.43
45:2:400:A:H5''	54:S8:25:ARG:HA	2.00	0.43
1:1:1317:A:C2	1:1:1319:G:C6	3.07	0.43
1:1:1467:A:C6	1:1:1511:U:C2	3.06	0.43
1:1:1573:G:C2	1:1:1574:C:H1'	2.53	0.43
1:1:1592:G:OP2	35:O4:37:LYS:NZ	2.37	0.43
1:1:2260:U:H2'	1:1:2261:G:C8	2.54	0.43
1:1:3157:U:H4'	1:1:3158:G:C5'	2.48	0.43
1:1:540:U:H2'	1:1:541:U:O4'	2.19	0.43
1:1:665:A:H1'	14:M3:14:PHE:CE1	2.53	0.43
45:2:144:U:O2'	45:2:145:A:H8	2.02	0.43
45:2:181:A:H2'	45:2:182:A:O4'	2.19	0.43
45:2:275:C:H2'	45:2:276:C:C6	2.54	0.43
45:2:397:A:O3'	54:S8:50:GLY:HA2	2.19	0.43
45:2:219:A:C6	45:2:843:U:H1'	2.54	0.43
45:2:98:U:H2'	45:2:99:C:C6	2.54	0.43
26:N5:125:ARG:HH12	1:5:1610:G:P	101.19	0.43

Continued on next page...

Continued from previous page...

Atom-1	Atom-2	Interatomic distance (Å)	Clash overlap (Å)
1:5:1795:U:H4'	1:5:1796:G:C4	2.53	0.43
1:5:2534:G:H2'	1:5:2535:A:C8	2.54	0.43
1:5:3218:A:OP1	1:5:3218:A:H3'	2.18	0.43
1:5:3287:U:H2'	1:5:3288:G:H5'	2.00	0.43
1:5:3375:A:C4	1:5:3376:A:N7	2.87	0.43
1:5:3393:U:H2'	1:5:3394:U:C6	2.53	0.43
1:5:391:A:C4	1:5:392:G:C8	3.07	0.43
1:5:815:G:C6	1:5:906:A:C4	3.06	0.43
1:5:987:U:H2'	1:5:988:U:C6	2.54	0.43
61:C5:124:THR:HG23	45:6:1182:U:H4'	352.05	0.43
61:C5:124:THR:HG21	45:6:1182:U:O3'	352.06	0.43
49:S3:162:GLN:HG3	45:6:1333:C:H4'	426.36	0.43
45:6:1677:C:H42	45:6:1724:U:H3	1.65	0.43
45:6:962:C:H2'	45:6:963:A:O4'	2.19	0.43
56:C0:62:GLN:NE2	75:D9:23:VAL:O	2.51	0.43
59:C3:89:TYR:CE1	59:C3:93:LYS:HD2	2.53	0.43
60:C4:117:ASP:OD1	60:C4:119:THR:HG22	3.33	0.43
60:C4:48:VAL:HG11	60:C4:53:ASP:HB2	2.65	0.43
61:C5:28:MET:HE2	61:C5:28:MET:HB2	2.77	0.43
62:C6:7:VAL:HG22	62:C6:22:VAL:HB	2.01	0.43
65:C9:14:PHE:HE1	65:C9:136:ALA:HB2	2.40	0.43
66:D0:104:THR:O	66:D0:108:ILE:HD11	7.71	0.43
69:D3:69:ARG:HD2	69:D3:116:ASP:OD2	3.71	0.43
73:D7:28:PRO:HB3	45:6:959:U:C5'	347.86	0.43
75:D9:43:PHE:O	75:D9:47:ALA:N	2.61	0.43
75:D9:7:TRP:HH2	45:6:1215:C:O4'	413.52	0.43
76:E0:45:VAL:C	76:E0:47:VAL:HG23	6.36	0.43
76:E0:45:VAL:O	76:E0:47:VAL:HG23	6.14	0.43
4:L2:104:LEU:O	4:L2:107:VAL:HG22	2.46	0.43
4:L2:190:ARG:HB3	4:L2:191:LEU:HD12	2.00	0.43
5:L3:123:TYR:CE2	5:L3:124:LYS:HG3	2.54	0.43
85:L3:404:LLL:H3	85:L3:404:LLL:C13	2.32	0.43
6:L4:156:LEU:O	6:L4:159:ILE:HG13	2.19	0.43
6:L4:64:SER:N	6:L4:75:PRO:HA	2.33	0.43
6:L4:82:THR:HG23	6:L4:85:SER:H	2.24	0.43
7:L5:281:GLU:O	7:L5:285:ARG:HG3	2.18	0.43
10:L8:70:LYS:HB3	10:L8:233:TRP:CE3	2.54	0.43
13:M1:34:SER:HA	13:M1:67:VAL:HG11	3.78	0.43
13:M1:6:GLN:HG3	13:M1:7:ASN:H	2.15	0.43
14:M3:165:SER:OG	14:M3:168:ARG:HB2	2.18	0.43
14:M3:176:GLU:O	14:M3:180:ARG:HB2	2.19	0.43

Continued on next page...

Continued from previous page...

Atom-1	Atom-2	Interatomic distance (Å)	Clash overlap (Å)
14:M3:64:LYS:HG3	29:N8:69:TRP:CD2	2.54	0.43
15:M4:89:ALA:O	15:M4:93:LYS:HG3	2.18	0.43
16:M5:194:GLN:H	16:M5:194:GLN:HG2	1.55	0.43
19:M8:57:ILE:HD11	19:M8:147:ARG:NH2	2.33	0.43
20:M9:103:ARG:HH21	20:M9:128:LYS:HG3	5.81	0.43
20:M9:134:HIS:CE1	20:M9:137:ALA:HB2	2.79	0.43
1:1:1062:A:H1'	22:N1:130:ARG:NH2	2.33	0.43
26:N5:63:ILE:HD11	26:N5:84:PHE:CG	2.55	0.43
29:N8:39:HIS:N	29:N8:39:HIS:ND1	2.66	0.43
1:1:1739:U:H1'	35:O4:41:ARG:CZ	2.48	0.43
36:O5:38:ARG:HB2	36:O5:38:ARG:NH2	5.59	0.43
36:O5:76:GLN:HB2	36:O5:77:PRO:CD	2.48	0.43
39:O8:23:ALA:HB3	39:O8:75:VAL:HG22	1.99	0.43
43:Q2:83:LEU:HD23	43:Q2:84:THR:N	4.73	0.43
46:S0:33:GLN:NE2	46:S0:148:ASP:O	11.55	0.43
46:S0:84:ARG:HD3	46:S0:203:PHE:H	1.83	0.43
47:S1:133:TYR:N	47:S1:221:PRO:HD3	2.33	0.43
47:S1:68:VAL:HG13	47:S1:73:LEU:HD23	2.00	0.43
50:S4:117:GLU:C	50:S4:119:ALA:H	2.56	0.43
51:S5:61:TYR:OH	74:D8:49:ARG:NH1	2.87	0.43
53:S7:168:SER:O	53:S7:172:VAL:HG23	2.36	0.43
79:SM:61:ILE:HG13	79:SM:61:ILE:H	1.44	0.43
78:SR:21:THR:N	78:SR:36:ALA:O	2.41	0.43
78:SR:40:LYS:HG2	78:SR:66:HIS:C	3.13	0.43
1:1:1227:C:H5'	1:1:1228:C:OP2	2.18	0.43
1:1:1591:G:O6	1:1:1592:G:N1	2.52	0.43
1:1:1632:A:H2'	1:1:1633:C:H6	1.81	0.43
1:1:1660:C:H2'	1:1:1661:G:H8	1.84	0.43
1:1:2338:C:H1'	24:N3:49:LEU:HD12	2.01	0.43
1:1:2629:U:O4	22:N1:2:GLY:HA3	2.19	0.43
1:1:2656:A:C8	1:1:2658:G:C8	3.07	0.43
1:1:3159:C:H2'	1:1:3160:U:H6	1.84	0.43
1:1:437:G:P	1:1:437:G:H8	2.41	0.43
45:2:355:G:H2'	45:2:356:G:H8	1.84	0.43
45:2:590:C:H5''	76:E0:43:ARG:HH12	1.83	0.43
45:2:685:A:O2'	45:2:686:C:OP1	2.36	0.43
45:2:795:U:HO2'	45:2:796:A:P	2.41	0.43
26:N5:34:LEU:HB2	1:5:1558:A:O3'	140.41	0.43
23:N2:103:TYR:OH	1:5:1677:G:OP2	146.20	0.43
1:5:2304:C:H3'	1:5:2305:G:N2	2.33	0.43
1:5:3057:U:H5'	1:5:3086:A:H61	1.84	0.43

Continued on next page...

Continued from previous page...

Atom-1	Atom-2	Interatomic distance (Å)	Clash overlap (Å)
1:5:3384:U:H2'	1:5:3385:U:H6	1.82	0.43
4:L2:15:ILE:HG13	1:5:822:G:O4'	176.06	0.43
1:5:992:A:C2'	1:5:993:G:H5'	2.49	0.43
56:C0:44:LYS:HD2	45:6:1217:A:H4'	425.36	0.43
45:6:1273:G:O6	45:6:1431:C:H5'	2.19	0.43
45:6:621:A:N3	45:6:1107:G:H1'	2.34	0.43
45:6:901:G:H2'	45:6:902:G:C8	2.54	0.43
62:C6:40:GLU:C	62:C6:42:GLU:H	3.24	0.43
46:S0:41:ARG:NH2	63:C7:103:ASP:OD2	3.84	0.43
63:C7:5:ARG:HB2	63:C7:10:LYS:HE2	2.00	0.43
63:C7:34:LEU:HD22	63:C7:38:ILE:HD13	4.53	0.43
64:C8:140:THR:HA	64:C8:143:ARG:NH1	2.74	0.43
66:D0:117:VAL:HG12	66:D0:119:ALA:H	5.50	0.43
66:D0:32:LYS:HA	66:D0:35:GLU:HB2	3.82	0.43
45:2:1383:G:P	66:D0:89:ARG:HH12	2.41	0.43
68:D2:23:ARG:H	68:D2:24:GLN:NE2	3.68	0.43
69:D3:127:VAL:O	69:D3:130:VAL:HG22	2.19	0.43
70:D4:33:ALA:C	70:D4:34:ASN:HD22	2.21	0.43
70:D4:82:ALA:O	70:D4:85:PHE:N	3.04	0.43
71:D5:91:PRO:HB3	71:D5:101:TYR:CE1	2.53	0.43
4:L2:137:ILE:HG12	4:L2:147:ARG:HB2	4.24	0.43
6:L4:283:THR:HG22	6:L4:285:ASP:H	1.84	0.43
6:L4:62:ALA:O	6:L4:90:PHE:HE2	2.01	0.43
6:L4:89:ALA:C	6:L4:91:GLY:H	2.21	0.43
8:L6:129:GLU:O	8:L6:130:ILE:C	3.31	0.43
8:L6:138:GLN:HG2	1:5:3268:A:H2	265.09	0.43
10:L8:145:ASN:O	10:L8:146:LYS:HB2	2.48	0.43
12:M0:202:LYS:HG2	2:7:64:A:N1	343.05	0.43
13:M1:23:VAL:HB	13:M1:65:ILE:O	5.10	0.43
15:M4:113:THR:H	15:M4:116:GLU:HB2	1.84	0.43
16:M5:96:ARG:NH1	16:M5:96:ARG:HG2	2.57	0.43
18:M7:20:SER:HB3	18:M7:21:TYR:HD2	2.71	0.43
21:N0:7:TYR:CE1	21:N0:34:GLU:HG2	2.69	0.43
22:N1:57:TYR:CG	22:N1:89:LEU:HD21	2.53	0.43
23:N2:22:PRO:HB2	23:N2:28:PHE:HB2	2.09	0.43
24:N3:108:GLU:HB3	24:N3:128:ARG:HG3	2.00	0.43
24:N3:87:ARG:HH12	24:N3:137:VAL:HG21	1.84	0.43
25:N4:6:ASP:HA	25:N4:13:ILE:HD11	2.36	0.43
27:N6:103:LYS:HD3	27:N6:103:LYS:HA	1.90	0.43
33:O2:25:TYR:HB2	33:O2:28:VAL:HG23	2.00	0.43
36:O5:53:CYS:O	36:O5:57:VAL:HG23	2.19	0.43

Continued on next page...

Continued from previous page...

Atom-1	Atom-2	Interatomic distance (Å)	Clash overlap (Å)
38:O7:28:HIS:CD2	38:O7:31:LYS:HB2	3.91	0.43
38:O7:34:CYS:SG	38:O7:36:SER:N	3.19	0.43
38:O7:70:VAL:HA	38:O7:73:ARG:HG3	2.83	0.43
39:O8:65:LEU:O	39:O8:68:SER:N	2.52	0.43
40:O9:9:ILE:HA	40:O9:12:LYS:HB2	3.32	0.43
46:S0:27:ARG:HG3	46:S0:44:GLY:O	2.19	0.43
47:S1:140:ILE:O	47:S1:210:ILE:HA	2.19	0.43
47:S1:148:ASN:ND2	47:S1:148:ASN:H	5.44	0.43
47:S1:49:ASN:N	47:S1:49:ASN:OD1	2.52	0.43
47:S1:92:GLN:NE2	47:S1:95:ASN:HB3	2.34	0.43
48:S2:233:GLN:HA	48:S2:234:PRO:HD3	1.83	0.43
48:S2:88:LYS:O	48:S2:94:GLN:HG2	4.50	0.43
50:S4:172:PHE:HE2	50:S4:174:LYS:HG2	3.32	0.43
51:S5:198:LEU:O	51:S5:202:ALA:N	2.80	0.43
51:S5:32:GLU:HG2	51:S5:33:VAL:N	2.33	0.43
54:S8:37:LYS:HZ2	54:S8:93:THR:HB	1.84	0.43
49:S3:225:TYR:HD2	78:SR:189:GLU:O	2.17	0.43
1:1:1099:A:C6	1:1:1100:U:C4	3.07	0.43
1:1:3000:A:H2'	1:1:3001:C:C6	2.54	0.43
1:1:3081:C:H2'	1:1:3082:C:C6	2.54	0.43
1:1:3275:U:H5'	34:O3:68:TRP:CZ2	2.53	0.43
1:1:409:A:H2'	1:1:410:U:O4'	2.17	0.43
1:1:644:G:H2'	1:1:2372:A:N7	2.34	0.43
45:2:1362:U:H2'	45:2:1362:U:H6	1.64	0.43
45:2:1409:G:HO2'	45:2:1411:A:H62	1.65	0.43
45:2:1648:A:H2'	45:2:1649:G:H8	1.84	0.43
45:2:57:G:H2'	45:2:58:U:O4'	2.19	0.43
1:5:2426:U:H2'	1:5:2427:U:C6	2.54	0.43
22:N1:54:HIS:NE2	1:5:2724:U:H4'	229.49	0.43
1:5:281:G:C6	1:5:282:G:C6	3.07	0.43
1:5:2885:C:O2'	1:5:2886:U:H5'	2.18	0.43
1:5:2927:C:H2'	1:5:2928:C:C6	2.54	0.43
1:5:321:C:H2'	1:5:322:U:H6	1.84	0.43
18:M7:69:ARG:HD3	1:5:3308:C:O2	185.56	0.43
1:5:1203:A:P	85:5:4151:LLL:H832	2.59	0.43
45:6:1266:U:H2'	45:6:1267:G:C8	2.53	0.43
45:6:1440:C:H5''	45:6:1441:C:OP2	2.19	0.43
45:6:1707:A:O2'	45:6:1708:U:H5'	2.19	0.43
45:6:363:G:O2'	45:6:364:G:H5'	2.19	0.43
45:6:51:A:OP2	45:6:424:C:N4	2.49	0.43
70:D4:8:ARG:CZ	45:6:780:A:H2	436.60	0.43

Continued on next page...

Continued from previous page...

Atom-1	Atom-2	Interatomic distance (Å)	Clash overlap (Å)
45:6:71:A:C2	45:6:81:G:C6	3.07	0.43
2:7:57:G:C8	2:7:58:C:C5	3.07	0.43
56:C0:44:LYS:HD3	56:C0:47:GLN:OE1	2.52	0.43
57:C1:16:GLN:HE22	57:C1:34:TRP:HB3	2.56	0.43
57:C1:34:TRP:HZ2	45:6:248:U:O3'	309.26	0.43
58:C2:52:LEU:CD2	58:C2:122:VAL:HG21	2.73	0.43
59:C3:40:TYR:O	59:C3:43:LYS:HB2	3.86	0.43
61:C5:122:THR:HG22	45:6:1558:U:H3	367.13	0.43
62:C6:115:THR:HB	62:C6:118:ILE:O	2.32	0.43
51:S5:27:THR:HG21	62:C6:30:LYS:HG3	2.01	0.43
63:C7:61:ILE:HD11	63:C7:69:ILE:HD12	2.01	0.43
71:D5:43:ASP:HB2	71:D5:46:LYS:CD	2.49	0.43
72:D6:88:SER:CB	72:D6:91:ASP:HB2	3.91	0.43
73:D7:58:SER:O	73:D7:60:SER:N	3.96	0.43
74:D8:27:GLN:OE1	74:D8:64:ARG:NH2	2.32	0.43
75:D9:5:ASN:O	75:D9:7:TRP:CD2	2.72	0.43
4:L2:89:TYR:N	4:L2:100:ASN:OD1	2.49	0.43
5:L3:383:LEU:HD22	1:5:3370:A:P	213.62	0.43
5:L3:4:ARG:CG	5:L3:4:ARG:HH11	3.06	0.43
6:L4:208:VAL:HG12	6:L4:230:VAL:HG22	2.01	0.43
6:L4:317:PRO:O	6:L4:319:LYS:N	2.51	0.43
7:L5:279:LYS:HG2	7:L5:282:ARG:NH2	2.34	0.43
8:L6:40:LEU:HB3	8:L6:84:VAL:HG13	3.57	0.43
16:M5:38:ARG:NE	16:M5:60:VAL:HG13	2.42	0.43
17:M6:84:LEU:HD22	17:M6:102:LEU:HD22	2.00	0.43
17:M6:11:GLY:N	17:M6:36:VAL:O	2.44	0.43
18:M7:4:TYR:HE1	18:M7:16:SER:HB2	1.84	0.43
1:1:3308:C:O2	18:M7:69:ARG:HD3	2.19	0.43
1:1:670:C:OP1	19:M8:147:ARG:NH2	2.52	0.43
20:M9:101:VAL:HG22	20:M9:104:ARG:NH1	3.37	0.43
20:M9:86:GLU:O	20:M9:86:GLU:HG3	4.74	0.43
2:3:77:G:O5'	21:N0:50:LYS:HG2	2.19	0.43
21:N0:5:LYS:HD3	21:N0:63:GLN:OE1	3.14	0.43
24:N3:13:ILE:HG13	24:N3:53:SER:HB2	2.01	0.43
28:N7:135:ARG:CG	28:N7:135:ARG:HH21	2.32	0.43
28:N7:10:VAL:HB	28:N7:83:THR:HG21	2.01	0.43
14:M3:159:VAL:HG12	29:N8:96:LYS:HE2	2.00	0.43
35:O4:58:ARG:HB3	35:O4:59:PRO:HD2	2.41	0.43
38:O7:75:LYS:HD3	1:5:181:U:O3'	48.49	0.43
47:S1:176:VAL:HG12	47:S1:177:GLN:N	2.31	0.43
50:S4:146:THR:HG21	45:6:123:G:N2	339.76	0.43

Continued on next page...

Continued from previous page...

Atom-1	Atom-2	Interatomic distance (Å)	Clash overlap (Å)
50:S4:114:ILE:HG22	50:S4:237:SER:OG	2.19	0.43
51:S5:121:ILE:HA	51:S5:199:ILE:HD11	2.50	0.43
51:S5:61:TYR:CD2	51:S5:164:PRO:HB2	3.16	0.43
53:S7:154:LEU:HD11	53:S7:183:PHE:CD1	2.72	0.43
53:S7:15:GLU:O	53:S7:19:GLN:HG2	2.18	0.43
54:S8:169:ILE:HG22	54:S8:171:SER:H	2.25	0.43
54:S8:58:LEU:O	54:S8:59:ARG:HB2	2.18	0.43
79:SM:53:ARG:HA	79:SM:53:ARG:HE	1.84	0.43
78:SR:23:LEU:HA	78:SR:34:LEU:O	2.18	0.43
78:SR:54:PHE:CE2	78:SR:312:VAL:HG11	3.04	0.43
1:1:150:A:OP1	16:M5:56:LYS:NZ	2.51	0.43
1:1:1495:U:H5	1:1:1835:A:N1	2.17	0.43
1:1:2261:G:H21	1:1:2262:A:H61	1.66	0.43
1:1:2424:A:H2'	1:1:2425:G:O4'	2.19	0.43
1:1:3113:A:H2'	1:1:3114:A:O4'	2.18	0.43
1:1:321:C:H5''	16:M5:150:TRP:CZ3	2.54	0.43
1:1:3286:G:N3	1:1:3286:G:H2'	2.34	0.43
1:1:3353:G:H8	1:1:3353:G:H2'	1.68	0.43
45:2:1002:G:N2	45:2:1760:G:O3'	2.52	0.43
45:2:1498:G:H2'	45:2:1499:G:C8	2.54	0.43
45:2:1201:G:N2	45:2:1600:A:H5'	2.33	0.43
45:2:894:U:H2'	45:2:895:G:C8	2.53	0.43
1:5:1069:C:C4	1:5:1070:U:C5	3.06	0.43
1:5:1355:A:O2'	1:5:1356:U:P	2.77	0.43
1:5:1946:A:C4	1:5:1947:G:C8	3.07	0.43
1:5:3024:A:C2	1:5:3032:A:C4	3.06	0.43
1:5:3133:C:H2'	1:5:3134:A:O4'	2.18	0.43
6:L4:53:SER:HB3	1:5:346:C:OP1	113.26	0.43
19:M8:141:ARG:HD3	1:5:743:C:O2	175.76	0.43
1:5:826:G:C6	1:5:827:A:C5	3.06	0.43
1:5:916:G:N7	1:5:924:G:C5	2.87	0.43
45:6:1166:A:H2'	45:6:1167:G:O4'	2.18	0.43
45:6:364:G:OP1	85:6:2172:LLL:N32	2.52	0.43
45:6:484:C:N4	45:6:503:G:H1	2.15	0.43
58:C2:81:ASP:HA	58:C2:82:PRO:HD3	1.87	0.43
59:C3:113:PHE:HD1	59:C3:114:ARG:NH1	2.17	0.43
59:C3:75:LEU:O	59:C3:80:LEU:N	3.08	0.43
60:C4:47:LYS:NZ	60:C4:62:LEU:O	2.46	0.43
64:C8:28:ILE:H	64:C8:28:ILE:HG13	4.28	0.43
45:2:1566:U:H4'	64:C8:37:GLY:O	2.19	0.43
64:C8:4:VAL:HG21	71:D5:82:HIS:CB	5.32	0.43

Continued on next page...

Continued from previous page...

Atom-1	Atom-2	Interatomic distance (Å)	Clash overlap (Å)
65:C9:56:LYS:O	65:C9:60:SER:N	2.51	0.43
45:2:1542:G:H5''	65:C9:88:VAL:N	2.33	0.43
66:D0:87:HIS:HB3	66:D0:89:ARG:NH1	2.34	0.43
67:D1:70:ASN:N	67:D1:70:ASN:OD1	2.73	0.43
46:S0:52:LYS:HE3	67:D1:82:VAL:HA	2.01	0.43
70:D4:53:ASP:OD1	70:D4:53:ASP:N	3.94	0.43
72:D6:59:TYR:HA	72:D6:60:PRO:HD3	2.62	0.43
76:E0:14:VAL:O	76:E0:18:THR:HG23	2.18	0.43
1:1:1381:A:H5'	6:L4:197:ARG:NH1	2.34	0.43
1:1:691:A:P	6:L4:46:LYS:HZ1	2.42	0.43
6:L4:98:ARG:HD2	6:L4:99:MET:O	2.18	0.43
7:L5:95:TRP:HZ3	7:L5:156:GLY:C	8.96	0.43
7:L5:262:LYS:HE3	7:L5:262:LYS:HB3	1.75	0.43
7:L5:92:LEU:HD23	7:L5:92:LEU:HA	3.85	0.43
8:L6:155:LEU:O	8:L6:155:LEU:HD22	2.18	0.43
10:L8:33:ASN:O	10:L8:35:GLY:N	3.09	0.43
11:L9:189:GLU:O	11:L9:190:ASP:HB3	2.19	0.43
14:M3:79:GLU:HG3	14:M3:109:PHE:CD2	2.54	0.43
17:M6:22:VAL:HG21	17:M6:120:VAL:HG11	2.00	0.43
17:M6:22:VAL:O	17:M6:26:GLN:HG2	2.31	0.43
1:1:2988:C:OP1	17:M6:65:ASN:HB2	2.19	0.43
17:M6:85:ARG:HD3	17:M6:90:HIS:CD2	2.53	0.43
20:M9:11:ALA:HB1	20:M9:50:ILE:HG21	2.01	0.43
20:M9:68:GLN:O	20:M9:71:ARG:HB2	4.50	0.43
21:N0:11:GLY:HA2	21:N0:59:VAL:H	2.01	0.43
26:N5:92:LYS:HA	26:N5:95:ILE:HD12	2.24	0.43
27:N6:52:ARG:HA	27:N6:70:ILE:HG22	3.14	0.43
31:O0:41:LEU:HD21	31:O0:68:TYR:HB2	3.09	0.43
38:O7:43:LYS:HE3	1:5:55:G:OP1	117.36	0.43
43:Q2:28:TYR:CD1	43:Q2:29:LYS:N	3.73	0.43
43:Q2:45:ARG:HH21	1:5:283:G:P	145.97	0.43
43:Q2:28:TYR:HB3	43:Q2:69:VAL:HB	2.14	0.43
46:S0:126:PRO:HA	46:S0:133:ILE:HD11	2.01	0.43
47:S1:141:ALA:CB	47:S1:207:LEU:HD23	2.49	0.43
48:S2:49:LYS:HD2	48:S2:243:TYR:CE1	3.37	0.43
48:S2:52:THR:HB	48:S2:54:GLU:OE2	2.18	0.43
49:S3:115:ILE:HD13	49:S3:116:ARG:HD2	9.00	0.43
49:S3:135:GLU:HG3	49:S3:153:ALA:HB2	2.31	0.43
50:S4:68:ARG:NH1	50:S4:76:VAL:HG21	2.34	0.43
52:S6:98:ARG:HD2	52:S6:106:LEU:HD21	2.01	0.43
52:S6:32:ILE:HB	52:S6:65:GLN:HG3	2.01	0.43

Continued on next page...

Continued from previous page...

Atom-1	Atom-2	Interatomic distance (Å)	Clash overlap (Å)
52:S6:73:ILE:HD11	52:S6:75:LEU:HD21	2.00	0.43
55:S9:114:TYR:HA	55:S9:119:ALA:HB3	2.00	0.43
55:S9:161:THR:O	55:S9:162:SER:OG	2.29	0.43
55:S9:77:ILE:HD11	55:S9:93:LEU:HB3	2.01	0.43
78:SR:84:SER:HB3	78:SR:86:ASP:OD1	2.46	0.43
1:1:1278:A:O2'	1:1:1279:C:C6	2.70	0.42
1:1:1307:G:H1'	1:1:1308:A:C8	2.54	0.42
1:1:1465:A:H2'	1:1:1466:G:O4'	2.19	0.42
1:1:1478:C:H2'	1:1:1479:U:C6	2.54	0.42
1:1:170:G:C4	1:1:250:U:O2	2.72	0.42
1:1:1798:A:H2'	1:1:1799:A:C8	2.54	0.42
1:1:2304:C:C5	1:1:2305:G:C6	3.07	0.42
1:1:2339:C:OP2	24:N3:48:ARG:HG3	2.19	0.42
1:1:247:C:H2'	1:1:248:U:C6	2.54	0.42
1:1:2861:U:H2'	1:1:2862:U:C6	2.53	0.42
1:1:3232:G:C6	1:1:3233:C:C4	3.07	0.42
1:1:3335:A:H5''	1:1:3370:A:C2	2.54	0.42
1:1:3358:U:H2'	1:1:3359:A:OP1	2.18	0.42
1:1:36:C:OP2	16:M5:83:LYS:HE3	2.19	0.42
1:1:385:A:H2'	1:1:386:A:C8	2.54	0.42
1:1:549:U:H2'	1:1:550:A:H8	1.80	0.42
45:2:103:A:H4'	45:2:104:A:OP2	2.19	0.42
45:2:1100:G:H4'	45:2:1101:G:OP1	2.19	0.42
45:2:1438:G:H2'	45:2:1439:C:C6	2.54	0.42
45:2:1589:C:H2'	45:2:1590:G:C8	2.54	0.42
45:2:1623:C:H2'	45:2:1624:C:C6	2.53	0.42
45:2:1754:A:H8	45:2:1754:A:O5'	2.00	0.42
45:2:196:G:O2'	45:2:197:A:C8	2.72	0.42
45:2:196:G:O2'	45:2:197:A:H8	2.02	0.42
45:2:220:A:H5''	45:2:832:U:H1'	2.00	0.42
45:2:464:A:C2	45:2:465:G:C8	3.07	0.42
45:2:477:A:OP1	76:E0:31:LYS:HG2	2.20	0.42
45:2:587:C:H2'	45:2:588:U:O4'	2.19	0.42
3:4:108:C:H2'	3:4:109:A:O4'	2.19	0.42
1:5:1266:G:N2	1:5:1276:U:H1'	2.34	0.42
1:5:1348:U:H5''	1:5:1349:G:OP1	2.19	0.42
28:N7:48:ARG:NH2	1:5:1631:C:OP2	189.34	0.42
35:O4:42:PRO:HB3	1:5:1653:G:O2'	178.28	0.42
27:N6:122:LYS:HA	1:5:185:C:H4'	42.78	0.42
1:5:2148:U:H2'	1:5:2149:A:C5	2.54	0.42
1:5:2315:G:H2'	1:5:2316:G:H8	1.84	0.42

Continued on next page...

Continued from previous page...

Atom-1	Atom-2	Interatomic distance (Å)	Clash overlap (Å)
4:L2:233:GLN:NE2	1:5:2606:G:OP1	195.48	0.42
1:5:824:C:O2'	1:5:825:U:H5'	2.18	0.42
45:6:1032:G:OP1	85:6:2166:LLL:H832	2.19	0.42
64:C8:134:ARG:HB3	45:6:1559:A:C4	363.96	0.42
45:6:1592:A:H2'	45:6:1593:A:H8	1.84	0.42
45:6:480:G:C2	45:6:509:G:C2	3.07	0.42
45:6:577:G:H3'	45:6:577:G:H8	1.83	0.42
45:6:739:G:H2'	45:6:740:A:C8	2.54	0.42
13:M1:137:ARG:HD3	2:7:28:C:OP1	304.06	0.42
2:7:52:G:C2'	2:7:53:U:H5'	2.49	0.42
3:8:108:C:H2'	3:8:109:A:O4'	2.19	0.42
56:C0:44:LYS:HA	56:C0:47:GLN:HB3	3.79	0.42
56:C0:24:LYS:HA	56:C0:63:TYR:CD1	3.76	0.42
57:C1:127:GLN:HG3	57:C1:137:PHE:CZ	3.10	0.42
59:C3:60:VAL:HG13	59:C3:66:ILE:HG21	2.00	0.42
64:C8:91:ASP:HB2	64:C8:98:TYR:CE2	3.63	0.42
65:C9:70:GLN:HG3	65:C9:120:GLY:O	3.31	0.42
65:C9:11:ALA:HA	65:C9:63:ARG:NH1	2.33	0.42
68:D2:126:LEU:HD23	68:D2:126:LEU:HA	1.76	0.42
68:D2:29:PRO:HB2	68:D2:58:SER:CB	2.46	0.42
68:D2:7:LEU:HD23	68:D2:34:ILE:HG12	2.01	0.42
68:D2:89:TRP:HE3	68:D2:93:LEU:HD22	2.51	0.42
70:D4:54:ALA:O	70:D4:76:TYR:N	2.36	0.42
70:D4:21:LYS:N	70:D4:75:VAL:O	2.62	0.42
51:S5:120:ILE:HD11	71:D5:98:GLN:NE2	2.34	0.42
45:2:1796:C:OP1	72:D6:87:ARG:HD3	2.19	0.42
75:D9:7:TRP:CD1	75:D9:7:TRP:C	2.91	0.42
4:L2:104:LEU:HD12	4:L2:146:THR:HG21	2.01	0.42
4:L2:188:LYS:O	4:L2:192:LYS:HG3	2.19	0.42
4:L2:224:THR:HA	4:L2:237:LEU:O	2.19	0.42
4:L2:79:ASN:O	4:L2:80:GLU:HB3	4.63	0.42
1:1:1888:U:OP1	5:L3:247:ARG:HD3	2.20	0.42
6:L4:188:ARG:HG3	6:L4:190:GLY:H	1.83	0.42
6:L4:6:VAL:O	6:L4:19:ALA:HB1	2.19	0.42
12:M0:43:VAL:HG23	12:M0:195:ALA:O	2.18	0.42
21:N0:2:ALA:HA	1:5:1323:G:O3'	287.90	0.42
22:N1:57:TYR:HA	22:N1:60:LYS:HD3	2.03	0.42
27:N6:42:GLN:O	27:N6:125:LYS:HE3	2.19	0.42
1:1:1629:U:O4	28:N7:111:LYS:HD2	2.19	0.42
29:N8:18:GLY:H	29:N8:19:LYS:NZ	5.99	0.42
32:O1:27:LYS:C	32:O1:30:PRO:HD2	2.40	0.42

Continued on next page...

Continued from previous page...

Atom-1	Atom-2	Interatomic distance (Å)	Clash overlap (Å)
33:O2:11:LYS:O	33:O2:12:LYS:HB3	2.62	0.42
36:O5:21:LEU:CD2	36:O5:25:LYS:HE3	2.46	0.42
37:O6:5:THR:OG1	37:O6:7:ILE:HG22	5.56	0.42
40:O9:35:ILE:HD11	3:8:53:A:C2	83.37	0.42
40:O9:41:ARG:HG3	40:O9:42:ARG:N	2.32	0.42
41:Q0:78:ILE:HG12	41:Q0:78:ILE:H	1.54	0.42
11:L9:180:TYR:HB2	41:Q0:85:LEU:HD11	2.06	0.42
43:Q2:32:LYS:HA	43:Q2:32:LYS:HD2	4.37	0.42
46:S0:79:ARG:HD2	46:S0:125:ASP:OD2	2.18	0.42
46:S0:146:LEU:HB3	46:S0:162:CYS:SG	2.82	0.42
52:S6:7:TYR:HE1	52:S6:125:THR:HG23	1.84	0.42
52:S6:76:LEU:CD2	52:S6:92:ARG:HB2	3.81	0.42
78:SR:61:PHE:HB3	78:SR:92:TRP:CZ3	2.53	0.42
1:1:1655:G:H8	1:1:1655:G:C5'	2.31	0.42
1:1:2249:G:OP1	1:1:2273:G:H8	2.03	0.42
1:1:2403:G:N2	1:1:2405:C:C2	2.87	0.42
1:1:2623:G:H2'	1:1:2624:G:C8	2.53	0.42
1:1:2745:G:N1	1:1:2748:A:OP2	2.49	0.42
1:1:2927:C:H2'	1:1:2928:C:C6	2.54	0.42
1:1:1331:U:OP1	85:1:3994:LLL:N21	2.51	0.42
45:2:1400:A:H4'	63:C7:60:ARG:HH22	1.84	0.42
45:2:1608:U:O3'	62:C6:73:GLY:HA3	2.19	0.42
45:2:304:U:H2'	45:2:305:C:C6	2.54	0.42
2:3:25:G:C2	2:3:26:C:C2	3.07	0.42
1:5:1269:U:O2'	1:5:1271:A:N7	2.29	0.42
1:5:1771:C:H2'	1:5:1772:U:O4'	2.19	0.42
1:5:1131:G:C4	1:5:2373:A:C2	3.08	0.42
1:5:2661:G:O2'	1:5:2662:G:H5'	2.18	0.42
1:5:3225:C:H2'	1:5:3226:A:C8	2.54	0.42
14:M3:178:LYS:HZ2	85:5:4168:LLL:H531	148.05	0.42
1:5:693:A:C4	1:5:694:C:C5	3.07	0.42
1:5:104:G:O2'	1:5:698:U:O2	2.21	0.42
1:5:709:A:O5'	1:5:709:A:H8	2.02	0.42
1:5:941:G:C2'	1:5:942:U:H5'	2.49	0.42
45:6:1358:G:H2'	45:6:1359:C:C6	2.55	0.42
45:6:1381:U:H1'	45:6:1516:A:N6	2.34	0.42
45:6:1458:G:O5'	45:6:1459:C:H5	2.01	0.42
45:6:1488:G:H3'	45:6:1515:A:H61	1.83	0.42
45:6:507:U:H2'	45:6:508:U:O4'	2.19	0.42
45:6:822:U:C3'	45:6:823:G:H5''	2.49	0.42
3:8:138:A:P	85:8:222:LLL:H122	2.42	0.42

Continued on next page...

Continued from previous page...

Atom-1	Atom-2	Interatomic distance (Å)	Clash overlap (Å)
58:C2:79:ALA:O	58:C2:86:VAL:HA	2.17	0.42
58:C2:87:PRO:O	58:C2:88:LEU:HB2	2.31	0.42
61:C5:60:LEU:HD21	61:C5:92:SER:HB3	2.00	0.42
61:C5:79:HIS:HB2	45:6:1241:G:H1'	389.61	0.42
69:D3:107:PHE:CD1	69:D3:114:LYS:HD2	4.17	0.42
69:D3:97:ASP:O	69:D3:100:ASP:HB2	3.48	0.42
75:D9:4:GLU:OE1	75:D9:4:GLU:N	2.52	0.42
76:E0:36:LYS:NZ	45:6:593:U:H5	413.08	0.42
4:L2:204:MET:CE	4:L2:209:HIS:HB2	2.48	0.42
4:L2:219:ILE:HG22	4:L2:221:LYS:O	2.20	0.42
5:L3:11:HIS:CD2	5:L3:235:THR:HA	3.58	0.42
5:L3:10:ARG:NH2	5:L3:263:SER:O	3.03	0.42
6:L4:185:LYS:HB2	6:L4:185:LYS:HE2	1.90	0.42
6:L4:350:LYS:HG2	6:L4:351:PRO:HD2	1.99	0.42
7:L5:146:LEU:HD13	7:L5:148:ILE:HD11	5.07	0.42
7:L5:197:SER:OG	7:L5:202:GLY:HA3	2.30	0.42
7:L5:55:PHE:CD1	7:L5:60:ILE:HG12	3.11	0.42
9:L7:151:ARG:HD3	9:L7:207:LEU:HD23	3.05	0.42
6:L4:330:TYR:CZ	9:L7:49:ALA:HA	2.68	0.42
9:L7:74:SER:HB3	22:N1:141:VAL:O	2.19	0.42
10:L8:42:PRO:HD2	10:L8:44:ARG:HH12	2.92	0.42
11:L9:137:SER:HB2	11:L9:140:VAL:HG13	3.48	0.42
11:L9:174:LYS:HB2	41:Q0:127:LEU:HD11	2.09	0.42
11:L9:47:LYS:HB2	15:M4:7:VAL:HB	2.73	0.42
11:L9:94:TYR:CE2	11:L9:98:PRO:HA	2.72	0.42
12:M0:10:ARG:NH2	12:M0:56:GLU:OE1	3.04	0.42
14:M3:116:LEU:HD23	14:M3:116:LEU:HA	2.15	0.42
25:N4:50:ALA:HA	25:N4:55:PHE:CD1	2.54	0.42
26:N5:105:VAL:HG12	26:N5:106:ASP:N	2.34	0.42
32:O1:19:ARG:HB3	32:O1:35:GLU:HG2	2.01	0.42
1:1:3172:A:C6	34:O3:92:LYS:HD2	2.54	0.42
36:O5:83:LYS:HA	36:O5:83:LYS:HD3	1.90	0.42
36:O5:85:THR:HB	36:O5:88:LEU:HD12	2.33	0.42
37:O6:26:ILE:HD12	37:O6:27:SER:N	4.80	0.42
46:S0:36:TYR:OH	46:S0:56:LYS:HE3	2.62	0.42
46:S0:88:LYS:HD2	46:S0:88:LYS:N	2.34	0.42
47:S1:119:THR:O	47:S1:142:PHE:HA	2.47	0.42
47:S1:183:GLN:HA	47:S1:186:SER:HB2	2.98	0.42
48:S2:40:LYS:HA	48:S2:43:ARG:HD2	4.44	0.42
48:S2:54:GLU:N	48:S2:54:GLU:OE2	2.40	0.42
49:S3:71:LEU:HD23	49:S3:71:LEU:HA	2.44	0.42

Continued on next page...

Continued from previous page...

Atom-1	Atom-2	Interatomic distance (Å)	Clash overlap (Å)
49:S3:17:PHE:HE1	49:S3:77:PHE:CD2	3.13	0.42
54:S8:76:THR:HG21	54:S8:105:ASP:O	6.15	0.42
78:SR:109:ASP:N	78:SR:109:ASP:OD1	3.16	0.42
78:SR:180:ALA:HB2	78:SR:192:PHE:HE2	1.84	0.42
1:1:191:U:H2'	1:1:192:C:C6	2.55	0.42
1:1:2357:A:H2'	1:1:2358:A:C8	2.54	0.42
1:1:2808:A:N7	1:1:2955:U:H4'	2.34	0.42
1:1:2933:A:OP1	1:1:3015:G:H4'	2.19	0.42
1:1:3217:C:C5	1:1:3220:G:H1'	2.54	0.42
1:1:3353:G:O2'	1:1:3356:G:H5'	2.19	0.42
1:1:619:A:H5'	1:1:620:U:C1'	2.49	0.42
1:1:650:C:O2'	1:1:651:G:H5'	2.19	0.42
1:1:679:U:H2'	1:1:680:G:H8	1.83	0.42
1:1:711:A:N7	1:1:712:G:H1'	2.34	0.42
1:1:707:U:O2'	1:1:754:G:N3	2.48	0.42
45:2:1099:U:OP1	68:D2:71:LYS:NZ	2.43	0.42
45:2:1244:A:HO2'	45:2:1245:G:P	2.41	0.42
45:2:1474:G:OP1	51:S5:109:LYS:HE2	2.18	0.42
45:2:1347:U:O2	45:2:1516:A:H5'	2.18	0.42
45:2:23:G:O2'	45:2:368:U:H5''	2.19	0.42
45:2:778:G:H5'	45:2:780:A:C2	2.54	0.42
45:2:835:U:C4	45:2:836:U:C4	3.06	0.42
2:3:105:C:OP1	85:3:220:LLL:N61	2.51	0.42
1:5:1533:U:C2'	1:5:1534:A:H5'	2.50	0.42
1:5:993:G:N3	1:5:2637:A:H2'	2.34	0.42
1:5:315:C:N4	1:5:316:U:O4	2.51	0.42
40:O9:36:ARG:NH2	1:5:401:U:O2'	97.57	0.42
1:5:404:G:H2'	1:5:405:U:O4'	2.18	0.42
19:M8:89:ASP:HB3	1:5:677:A:OP1	134.33	0.42
16:M5:177:GLY:HA3	1:5:68:C:O3'	110.87	0.42
1:5:871:U:H2'	1:5:872:U:C6	2.54	0.42
45:6:1079:U:H2'	45:6:1080:U:O4'	2.20	0.42
45:6:1231:U:HO2'	45:6:1258:U:HO2'	1.66	0.42
45:6:1362:U:C2	45:6:1363:U:C4	3.08	0.42
45:6:1403:C:H2'	45:6:1404:C:C6	2.55	0.42
45:6:1478:G:C6	45:6:1479:A:C5	3.07	0.42
45:6:1494:C:H2'	45:6:1495:C:C6	2.55	0.42
45:6:151:G:N2	45:6:163:G:H22	2.18	0.42
45:6:1580:C:H2'	45:6:1581:C:O4'	2.19	0.42
45:6:1634:C:H4'	45:6:1635:A:OP2	2.19	0.42
60:C4:136:ARG:HD2	45:6:1769:U:O2	302.21	0.42

Continued on next page...

Continued from previous page...

Atom-1	Atom-2	Interatomic distance (Å)	Clash overlap (Å)
45:6:300:A:H2'	45:6:301:A:C8	2.54	0.42
45:6:452:A:H3'	45:6:453:U:C5	2.54	0.42
45:6:647:G:H22	45:6:687:G:H22	1.65	0.42
7:L5:151:GLN:NE2	2:7:45:A:OP1	281.77	0.42
64:C8:120:ARG:CD	79:SM:61:ILE:HG21	5.14	0.42
65:C9:16:ASN:O	65:C9:20:SER:N	2.47	0.42
68:D2:22:LYS:HG3	73:D7:3:LEU:HA	2.01	0.42
68:D2:6:VAL:HA	68:D2:9:ASP:HB2	2.75	0.42
45:2:153:G:P	70:D4:131:ARG:HH12	2.43	0.42
70:D4:84:LYS:HE3	70:D4:84:LYS:HB2	1.91	0.42
76:E0:13:LYS:HB2	45:6:567:A:H4'	370.74	0.42
1:1:2245:C:O4'	4:L2:222:ALA:HA	2.18	0.42
4:L2:227:ARG:HG2	4:L2:239:ALA:CB	2.49	0.42
6:L4:261:VAL:O	6:L4:269:SER:OG	3.41	0.42
7:L5:196:ARG:NH2	7:L5:237:GLU:OE1	2.50	0.42
7:L5:260:PHE:HD1	7:L5:264:GLN:OE1	2.02	0.42
13:M1:84:LEU:HD11	13:M1:163:PHE:HE1	1.84	0.42
13:M1:82:ARG:HG2	13:M1:112:LEU:HB2	2.00	0.42
14:M3:126:PHE:CE1	14:M3:133:PRO:HG2	3.95	0.42
20:M9:77:GLY:HA3	1:5:1939:G:OP1	217.48	0.42
1:1:1324:U:P	21:N0:2:ALA:HA	2.59	0.42
23:N2:36:TYR:CD1	23:N2:83:TYR:HD1	2.63	0.42
26:N5:83:VAL:HG22	26:N5:123:TYR:HD1	2.32	0.42
29:N8:58:MET:SD	1:5:2775:U:H1'	152.81	0.42
32:O1:29:ALA:HB3	32:O1:30:PRO:HD3	2.02	0.42
1:1:2767:U:O2'	43:Q2:30:ALA:O	2.28	0.42
46:S0:198:MET:SD	46:S0:199:PRO:HD2	2.59	0.42
46:S0:22:THR:HG22	46:S0:169:SER:HB3	2.02	0.42
47:S1:69:CYS:O	47:S1:72:ASP:HB2	2.19	0.42
48:S2:76:LEU:HA	48:S2:106:ASP:HA	3.12	0.42
48:S2:144:TRP:CH2	48:S2:173:PRO:HG3	2.55	0.42
48:S2:152:HIS:N	48:S2:152:HIS:CD2	2.88	0.42
49:S3:115:ILE:HB	49:S3:116:ARG:H	3.86	0.42
49:S3:101:GLN:HG3	49:S3:126:VAL:CG2	2.50	0.42
49:S3:217:ILE:HG23	49:S3:218:LEU:N	2.24	0.42
50:S4:37:LYS:HB2	50:S4:40:GLU:HG3	2.01	0.42
50:S4:73:ASP:HB3	50:S4:164:LEU:HD21	4.16	0.42
51:S5:139:ASN:ND2	51:S5:201:ALA:O	2.50	0.42
51:S5:37:GLN:HG2	62:C6:53:LEU:HD13	2.00	0.42
53:S7:86:GLN:O	53:S7:87:ASP:HB2	2.19	0.42
45:2:856:A:N6	53:S7:96:ARG:HB3	2.34	0.42

Continued on next page...

Continued from previous page...

Atom-1	Atom-2	Interatomic distance (Å)	Clash overlap (Å)
54:S8:83:TYR:HB3	54:S8:101:ILE:HB	2.00	0.42
79:SM:33:LYS:HB2	79:SM:33:LYS:HE3	4.46	0.42
64:C8:145:ARG:HD3	79:SM:68:ARG:NE	2.34	0.42
1:1:1015:U:H1'	1:1:1016:C:P	2.59	0.42
1:1:1361:U:H2'	1:1:1362:G:H8	1.84	0.42
1:1:1857:C:N4	1:1:1858:A:N6	2.67	0.42
1:1:189:G:C6	1:1:206:G:C5	3.08	0.42
1:1:2297:U:C2	1:1:2299:A:C6	3.07	0.42
1:1:2641:U:H5''	1:1:2642:A:OP1	2.19	0.42
1:1:2665:U:H4'	1:1:2666:C:OP1	2.19	0.42
1:1:2783:U:H2'	1:1:2784:G:O4'	2.20	0.42
1:1:3063:C:H2'	1:1:3064:U:H6	1.84	0.42
1:1:3341:U:HO2'	1:1:3342:A:P	2.41	0.42
1:1:435:C:H2'	1:1:436:A:O4'	2.19	0.42
45:2:1087:A:H2'	45:2:1088:A:C8	2.54	0.42
45:2:1514:U:H1'	49:S3:6:SER:HA	2.01	0.42
45:2:1774:G:H2'	45:2:1775:U:O4'	2.19	0.42
45:2:624:G:H2'	45:2:625:C:H6	1.84	0.42
45:2:819:G:O6	45:2:853:G:N1	2.52	0.42
45:2:814:A:H61	45:2:857:U:H3	1.68	0.42
45:2:90:C:H2'	45:2:91:G:C8	2.54	0.42
2:3:85:G:O3'	9:L7:218:ARG:NH2	2.52	0.42
41:Q0:109:ASN:OD1	1:5:1208:U:H2'	322.39	0.42
1:5:1770:G:H5'	1:5:1771:C:OP2	2.19	0.42
1:5:1485:G:H5''	1:5:1875:G:H1'	2.01	0.42
43:Q2:53:GLN:HB3	1:5:2421:U:H4'	180.39	0.42
1:5:2634:U:C2	1:5:2645:G:C6	3.07	0.42
1:5:625:G:H2'	1:5:626:U:O4'	2.20	0.42
48:S2:164:SER:CB	45:6:1086:A:H5'	370.50	0.42
45:6:1631:A:O5'	45:6:1631:A:H8	2.01	0.42
72:D6:87:ARG:NH1	45:6:1797:A:C4	343.12	0.42
55:S9:2:PRO:HG2	45:6:461:G:OP1	359.52	0.42
45:6:636:A:C2	45:6:861:U:C2	3.07	0.42
57:C1:13:PHE:CE2	57:C1:15:LYS:HB3	2.55	0.42
57:C1:97:TYR:O	57:C1:99:ARG:HG2	2.20	0.42
58:C2:43:ARG:HD3	58:C2:43:ARG:H	1.84	0.42
59:C3:89:TYR:CZ	59:C3:93:LYS:HD2	2.55	0.42
60:C4:105:LEU:HA	60:C4:105:LEU:HD23	4.47	0.42
60:C4:28:VAL:O	60:C4:41:ARG:O	2.38	0.42
63:C7:3:ARG:HH11	45:6:1413:U:H4'	399.32	0.42
66:D0:24:ILE:HG23	66:D0:116:VAL:HG12	2.02	0.42

Continued on next page...

Continued from previous page...

Atom-1	Atom-2	Interatomic distance (Å)	Clash overlap (Å)
67:D1:5:LYS:O	67:D1:7:GLN:HG3	2.94	0.42
72:D6:12:LYS:HE2	72:D6:12:LYS:HB3	2.20	0.42
72:D6:43:ASN:HB3	72:D6:64:LEU:HD13	3.17	0.42
73:D7:62:ILE:HD11	73:D7:65:THR:HG23	2.00	0.42
4:L2:32:LEU:HD23	4:L2:32:LEU:HA	1.87	0.42
5:L3:224:HIS:HB2	5:L3:270:ARG:HG2	2.35	0.42
5:L3:296:THR:HG23	5:L3:298:PHE:N	2.33	0.42
5:L3:299:ASP:OD1	5:L3:301:THR:HG23	2.70	0.42
1:1:3048:A:H5'	5:L3:53:MET:HE3	2.01	0.42
6:L4:285:ASP:O	6:L4:289:ILE:HG13	2.66	0.42
6:L4:317:PRO:HG3	6:L4:323:VAL:HG12	2.89	0.42
6:L4:62:ALA:HB1	6:L4:76:ARG:C	2.39	0.42
10:L8:156:ASP:OD2	10:L8:156:ASP:N	2.52	0.42
14:M3:25:HIS:CD2	16:M5:200:TRP:CD2	3.08	0.42
15:M4:23:ILE:HA	15:M4:63:VAL:HG23	3.35	0.42
1:1:3206:C:H2'	15:M4:99:TRP:CZ2	2.54	0.42
16:M5:116:LEU:HA	16:M5:116:LEU:HD12	1.94	0.42
16:M5:172:ARG:CZ	16:M5:174:ILE:HD11	3.33	0.42
16:M5:47:LYS:HA	16:M5:50:ARG:CZ	2.50	0.42
16:M5:38:ARG:HH21	16:M5:60:VAL:HG13	1.83	0.42
18:M7:116:HIS:ND1	18:M7:116:HIS:C	4.02	0.42
20:M9:21:LYS:HA	20:M9:53:LYS:HD3	2.01	0.42
22:N1:160:ILE:HA	22:N1:160:ILE:HD12	1.81	0.42
22:N1:39:ILE:HG12	22:N1:63:VAL:HG22	2.03	0.42
30:N9:28:LYS:HB2	1:5:1065:A:C5	212.39	0.42
36:O5:101:THR:O	36:O5:105:ARG:N	2.46	0.42
37:O6:97:SER:OG	37:O6:98:ARG:N	2.52	0.42
40:O9:7:PHE:HB2	1:5:1832:C:O2'	107.83	0.42
46:S0:78:SER:HA	46:S0:100:GLY:O	2.46	0.42
46:S0:8:ASP:O	46:S0:10:THR:HG23	3.13	0.42
47:S1:195:LYS:O	47:S1:198:GLU:N	2.53	0.42
47:S1:68:VAL:HB	47:S1:73:LEU:CD2	5.55	0.42
47:S1:87:ARG:HB3	47:S1:87:ARG:HE	1.66	0.42
47:S1:92:GLN:HG2	47:S1:95:ASN:O	2.19	0.42
49:S3:108:LYS:HD3	49:S3:118:ALA:HA	2.59	0.42
50:S4:46:VAL:HA	50:S4:50:ASN:OD1	2.19	0.42
54:S8:151:LYS:HA	54:S8:151:LYS:HD2	2.14	0.42
54:S8:184:LEU:O	54:S8:189:LEU:HD13	2.20	0.42
78:SR:74:THR:CG2	78:SR:79:TYR:HB2	3.49	0.42
1:1:1034:U:H2'	1:1:1035:G:O4'	2.19	0.42
1:1:1211:U:H2'	1:1:1212:A:C8	2.55	0.42

Continued on next page...

Continued from previous page...

Atom-1	Atom-2	Interatomic distance (Å)	Clash overlap (Å)
1:1:1295:G:O2'	21:N0:115:ARG:NH1	2.38	0.42
1:1:12:A:H2'	1:1:13:A:H5''	2.02	0.42
1:1:1506:A:C5	1:1:1510:G:C6	3.07	0.42
1:1:1596:C:H2'	1:1:1597:C:C6	2.54	0.42
1:1:259:C:H2'	1:1:260:C:C6	2.54	0.42
1:1:2659:G:C2	1:1:2712:U:O2	2.72	0.42
1:1:54:C:O2'	1:1:1547:G:H1'	2.20	0.42
45:2:1455:G:H2'	45:2:1456:C:O2	2.20	0.42
45:2:1682:U:O2'	45:2:1683:C:OP2	2.27	0.42
45:2:577:G:H3'	45:2:577:G:C8	2.53	0.42
45:2:756:A:C5	45:2:757:A:C8	3.08	0.42
45:2:795:U:C5	45:2:796:A:C8	3.08	0.42
1:5:1038:C:H2'	1:5:1039:U:C6	2.54	0.42
1:5:1326:A:H2'	1:5:1327:C:O4'	2.19	0.42
1:5:1422:G:H2'	1:5:1423:C:C6	2.53	0.42
1:5:937:G:C6	1:5:2410:U:H5''	2.55	0.42
1:5:970:A:H1'	1:5:1112:A:N1	2.34	0.42
45:6:193:U:C4	45:6:195:G:C8	3.08	0.42
45:6:538:A:OP1	45:6:538:A:H4'	2.20	0.42
53:S7:114:ARG:NH2	45:6:637:C:O2	348.55	0.42
2:7:57:G:H3'	2:7:58:C:C6	2.54	0.42
2:7:8:G:H2'	2:7:9:C:O4'	2.20	0.42
58:C2:62:LEU:HD13	58:C2:75:VAL:HB	2.02	0.42
45:2:959:U:C6	59:C3:61:THR:HB	2.54	0.42
64:C8:72:ILE:HG12	64:C8:79:TYR:CE1	2.80	0.42
65:C9:118:PRO:HD2	65:C9:123:ARG:HH22	1.84	0.42
66:D0:58:LEU:HB2	66:D0:88:LYS:O	2.19	0.42
66:D0:68:ARG:HG2	66:D0:79:TRP:CH2	2.54	0.42
70:D4:105:ARG:O	70:D4:109:LYS:HG3	2.33	0.42
74:D8:32:PHE:HZ	74:D8:38:ARG:HB3	1.83	0.42
4:L2:46:LYS:HA	4:L2:46:LYS:HD2	1.86	0.42
4:L2:47:GLN:HA	4:L2:84:THR:HG22	2.22	0.42
4:L2:40:TYR:HA	4:L2:90:ALA:O	2.20	0.42
6:L4:144:LYS:HD2	6:L4:145:ILE:HG23	7.91	0.42
6:L4:191:LYS:HG2	6:L4:194:TYR:CE2	2.55	0.42
10:L8:63:LYS:HG2	10:L8:64:ILE:HG13	2.02	0.42
10:L8:75:ILE:C	10:L8:77:GLN:H	2.23	0.42
13:M1:159:THR:HA	13:M1:162:TRP:HB3	2.71	0.42
18:M7:52:LEU:HD12	18:M7:52:LEU:HA	1.83	0.42
19:M8:158:HIS:H	19:M8:186:VAL:CG1	2.20	0.42
27:N6:51:ARG:HB3	27:N6:115:ARG:NH2	2.34	0.42

Continued on next page...

Continued from previous page...

Atom-1	Atom-2	Interatomic distance (Å)	Clash overlap (Å)
28:N7:47:GLU:HG2	28:N7:69:LYS:HD3	4.73	0.42
29:N8:118:ILE:HB	29:N8:119:PRO:HD2	2.02	0.42
31:O0:17:VAL:HG21	31:O0:100:ILE:HD13	4.14	0.42
31:O0:54:SER:HB3	35:O4:94:LEU:HD13	2.05	0.42
31:O0:70:PHE:CD1	31:O0:77:LEU:HD13	2.54	0.42
34:O3:54:ARG:CZ	34:O3:64:ILE:HD11	2.76	0.42
40:O9:5:LYS:HD2	1:5:1834:U:OP1	111.46	0.42
49:S3:124:ARG:HG2	79:SM:127:ALA:CB	2.96	0.42
49:S3:219:ALA:HB1	49:S3:220:PRO:HD2	2.01	0.42
51:S5:132:VAL:HA	51:S5:135:ASP:HB2	2.01	0.42
51:S5:200:ASN:O	51:S5:205:SER:HB3	3.27	0.42
54:S8:142:LYS:H	54:S8:142:LYS:HG3	1.66	0.42
55:S9:68:LYS:O	55:S9:72:GLU:HB2	3.07	0.42
78:SR:178:VAL:HB	78:SR:192:PHE:HB2	2.90	0.42
78:SR:37:SER:OG	78:SR:38:ARG:N	2.53	0.42
1:1:1202:A:N6	1:1:1301:A:C4	2.88	0.42
1:1:1337:A:C5	1:1:1338:C:C5	3.08	0.42
1:1:1444:G:H2'	1:1:1445:U:O4'	2.20	0.42
1:1:1523:U:OP1	1:1:1607:U:N3	2.42	0.42
1:1:1536:G:C4	1:1:1537:A:C8	3.08	0.42
1:1:1585:C:H2'	1:1:1586:G:O4'	2.20	0.42
1:1:1624:G:H1	1:1:1819:U:H3	1.67	0.42
1:1:2260:U:C4	1:1:2261:G:C6	3.08	0.42
1:1:2523:A:O2'	1:1:2587:U:H1'	2.20	0.42
1:1:3091:A:H2'	1:1:3094:A:N7	2.35	0.42
1:1:3204:C:O2'	1:1:3205:G:H5'	2.19	0.42
1:1:3335:A:H2'	1:1:3336:A:H8	1.83	0.42
1:1:495:G:H1	1:1:618:C:H42	1.68	0.42
45:2:1164:G:O2'	45:2:1612:U:O2	2.27	0.42
45:2:206:A:H1'	45:2:262:U:C2	2.54	0.42
45:2:754:A:N6	45:2:793:A:C5	2.87	0.42
45:2:927:C:H1'	60:C4:125:SER:HG	1.84	0.42
1:5:1066:G:C6	1:5:1067:U:C4	3.08	0.42
1:5:1085:A:H8	1:5:1085:A:H5''	1.85	0.42
1:5:1919:G:H8	1:5:1919:G:O5'	2.02	0.42
1:5:194:U:H2'	1:5:195:U:H6	1.84	0.42
1:5:2098:C:O2'	1:5:2099:A:P	2.77	0.42
1:5:2119:A:H8	1:5:2119:A:O5'	2.02	0.42
29:N8:59:ARG:NH1	1:5:283:G:O2'	152.77	0.42
1:5:2977:G:H8	1:5:2977:G:H5''	1.85	0.42
17:M6:115:LYS:HG2	1:5:3178:A:C2	260.07	0.42

Continued on next page...

Continued from previous page...

Atom-1	Atom-2	Interatomic distance (Å)	Clash overlap (Å)
16:M5:81:TYR:OH	1:5:908:G:H3'	164.68	0.42
45:6:1086:A:H2'	45:6:1087:A:C8	2.55	0.42
45:6:1092:A:C5	45:6:1094:G:C8	3.07	0.42
58:C2:118:ALA:HA	45:6:1227:A:H3'	460.81	0.42
45:6:1319:A:C6	45:6:1320:U:C2	3.07	0.42
45:6:1459:C:OP2	45:6:1459:C:H6	2.03	0.42
45:6:146:U:C4	45:6:167:U:C4	3.07	0.42
45:6:705:U:H2'	45:6:706:A:C8	2.55	0.42
45:6:865:A:H2'	45:6:866:G:H8	1.85	0.42
45:6:951:A:C2	45:6:952:A:C8	3.07	0.42
36:O5:82:ALA:O	3:8:38:U:H5	64.21	0.42
3:8:87:G:HO2'	3:8:88:A:P	2.43	0.42
56:C0:52:LYS:H	56:C0:52:LYS:HG2	1.64	0.42
57:C1:134:THR:O	57:C1:136:ARG:HD2	2.77	0.42
61:C5:111:MET:HG2	64:C8:119:ILE:CD1	4.65	0.42
62:C6:83:GLN:HG3	62:C6:116:LEU:O	2.20	0.42
62:C6:49:TYR:O	62:C6:52:LEU:N	2.90	0.42
64:C8:90:ASN:O	64:C8:95:GLY:HA2	2.20	0.42
66:D0:101:LYS:HD3	66:D0:101:LYS:HA	4.50	0.42
66:D0:63:LEU:HB3	75:D9:34:TYR:CE2	2.54	0.42
67:D1:36:VAL:HB	67:D1:51:VAL:HB	2.68	0.42
67:D1:5:LYS:O	67:D1:7:GLN:N	2.86	0.42
73:D7:42:ASN:HB2	73:D7:56:CYS:SG	6.94	0.42
51:S5:164:PRO:HD3	74:D8:54:LEU:HD13	2.00	0.42
77:E1:107:LYS:H	77:E1:117:LEU:HD12	4.64	0.42
7:L5:227:LEU:HD12	7:L5:227:LEU:HA	2.32	0.42
8:L6:64:LEU:O	8:L6:65:ILE:HD13	5.54	0.42
8:L6:52:VAL:HG13	8:L6:65:ILE:HG23	4.32	0.42
6:L4:329:PRO:HB3	9:L7:41:ARG:NH2	2.34	0.42
11:L9:137:SER:HB2	11:L9:143:GLU:CB	3.06	0.42
11:L9:92:TYR:CD2	11:L9:92:TYR:N	4.20	0.42
12:M0:19:LYS:HA	12:M0:23:ASN:ND2	3.08	0.42
13:M1:36:VAL:HG21	13:M1:123:PHE:CD2	2.70	0.42
17:M6:188:SER:OG	17:M6:189:ASP:N	2.53	0.42
17:M6:73:PHE:HD1	17:M6:78:ARG:HG3	3.01	0.42
19:M8:102:ALA:HA	19:M8:122:ILE:O	2.19	0.42
19:M8:58:ASN:C	19:M8:60:PRO:HD3	2.39	0.42
9:L7:77:VAL:HG22	22:N1:139:ARG:O	2.19	0.42
23:N2:98:THR:CG2	23:N2:104:ARG:HE	4.96	0.42
24:N3:36:ILE:HG23	24:N3:58:VAL:HB	2.00	0.42
28:N7:52:LYS:O	28:N7:65:ARG:NH1	2.53	0.42

Continued on next page...

Continued from previous page...

Atom-1	Atom-2	Interatomic distance (Å)	Clash overlap (Å)
28:N7:81:LEU:HA	28:N7:81:LEU:HD22	1.84	0.42
31:O0:34:LEU:HD12	31:O0:34:LEU:HA	2.20	0.42
33:O2:74:PHE:CG	33:O2:85:LEU:HD21	3.10	0.42
36:O5:44:ILE:O	36:O5:48:ARG:HG3	4.11	0.42
14:M3:106:GLN:N	37:O6:20:MET:HG3	2.35	0.42
11:L9:180:TYR:HB2	41:Q0:85:LEU:CD1	2.58	0.42
43:Q2:54:THR:O	43:Q2:55:LYS:HG2	2.19	0.42
44:Q3:80:ARG:O	44:Q3:84:ARG:HG2	2.20	0.42
46:S0:24:LEU:O	46:S0:163:ASN:ND2	2.51	0.42
47:S1:157:GLN:HB2	47:S1:160:HIS:CD2	2.54	0.42
47:S1:171:ILE:HD12	47:S1:197:ILE:HA	2.02	0.42
47:S1:103:MET:H	47:S1:215:VAL:HG13	2.42	0.42
49:S3:176:LEU:HD12	49:S3:176:LEU:O	4.26	0.42
50:S4:131:LEU:HD12	45:6:252:U:H4'	324.74	0.42
50:S4:216:ASN:OD1	50:S4:216:ASN:N	3.37	0.42
50:S4:71:LYS:HD2	50:S4:91:THR:HB	3.50	0.42
51:S5:165:LEU:HD23	74:D8:47:PRO:HB2	2.01	0.42
54:S8:65:PHE:HA	54:S8:181:GLY:O	2.23	0.42
55:S9:39:LYS:HB2	45:6:593:U:OP2	407.78	0.42
78:SR:126:SER:OG	78:SR:128:ASP:OD1	2.79	0.42
78:SR:193:ILE:HG22	78:SR:194:GLY:H	1.85	0.42
1:1:1397:C:H2'	1:1:1398:U:C6	2.55	0.42
1:1:1688:U:H2'	1:1:1689:U:C6	2.55	0.42
1:1:2152:A:H2'	1:1:2153:U:H6	1.85	0.42
1:1:2363:A:C6	1:1:2364:G:C6	3.08	0.42
1:1:250:U:H3'	1:1:251:G:C5'	2.49	0.42
1:1:65:A:H4'	1:1:66:A:O5'	2.19	0.42
1:1:718:G:N2	1:1:721:G:H1'	2.34	0.42
1:1:802:C:H2'	1:1:803:C:C6	2.54	0.42
1:1:920:A:H8	1:1:920:A:OP2	2.03	0.42
45:2:1240:U:O2	45:2:1244:A:H2	2.02	0.42
45:2:1459:C:H6	45:2:1459:C:OP2	2.03	0.42
45:2:161:U:OP2	52:S6:87:ARG:NH2	2.52	0.42
45:2:1651:A:C2	45:2:1750:A:C2	3.07	0.42
45:2:1722:A:H2'	45:2:1723:U:O4'	2.20	0.42
45:2:233:C:O2'	45:2:234:G:P	2.77	0.42
45:2:453:U:H2'	45:2:453:U:O2	2.19	0.42
45:2:577:G:H3'	45:2:577:G:H8	1.85	0.42
45:2:877:G:H5'	45:2:937:C:H1'	2.01	0.42
45:2:947:U:H2'	45:2:948:G:H8	1.85	0.42
1:5:1240:A:H2'	1:5:1241:U:H5'	2.00	0.42

Continued on next page...

Continued from previous page...

Atom-1	Atom-2	Interatomic distance (Å)	Clash overlap (Å)
1:5:1481:A:O4'	1:5:1481:A:OP1	2.37	0.42
1:5:1725:C:H2'	1:5:1726:C:C6	2.53	0.42
1:5:3163:A:C6	1:5:3164:C:N4	2.88	0.42
1:5:3343:G:O2'	1:5:3362:A:N6	2.52	0.42
16:M5:84:PRO:HD2	1:5:44:U:OP1	165.74	0.42
1:5:547:G:C6	1:5:548:G:C4	3.08	0.42
1:5:701:G:H2'	1:5:702:C:C6	2.55	0.42
2:7:112:G:H2'	2:7:113:C:H6	1.85	0.42
3:8:149:A:H2'	3:8:150:G:C8	2.55	0.42
57:C1:33:ARG:HH12	57:C1:53:TYR:N	2.17	0.42
57:C1:53:TYR:CD1	57:C1:113:PRO:HG2	2.55	0.42
61:C5:87:PRO:HG3	61:C5:112:LEU:CD1	2.49	0.42
62:C6:87:LYS:HA	62:C6:90:VAL:HG22	2.02	0.42
62:C6:7:VAL:HG21	62:C6:92:TYR:HA	3.62	0.42
63:C7:3:ARG:NE	45:6:1414:U:H5''	402.06	0.42
68:D2:35:ILE:O	68:D2:39:GLN:HG3	2.41	0.42
70:D4:34:ASN:HB3	70:D4:35:VAL:H	3.54	0.42
72:D6:10:ARG:NE	45:6:1795:U:O2	327.03	0.42
4:L2:32:LEU:HD23	4:L2:163:ARG:NH1	3.51	0.42
5:L3:8:ALA:HB1	24:N3:45:ARG:NH1	2.85	0.42
7:L5:51:LEU:N	7:L5:145:PHE:O	2.32	0.42
8:L6:30:LEU:HD13	8:L6:34:LEU:HD12	2.53	0.42
8:L6:57:HIS:NE2	8:L6:61:ASN:HA	2.35	0.42
9:L7:85:PHE:HB2	9:L7:139:PRO:HG3	2.16	0.42
12:M0:210:ILE:HG23	12:M0:217:PHE:CD2	2.55	0.42
12:M0:48:LEU:HD22	12:M0:49:CYS:H	1.85	0.42
12:M0:76:MET:CA	12:M0:76:MET:HE3	6.02	0.42
13:M1:77:GLU:OE2	13:M1:166:LYS:NZ	3.18	0.42
15:M4:55:ARG:HG2	21:N0:70:THR:HB	2.01	0.42
17:M6:89:SER:O	17:M6:91:LYS:N	2.53	0.42
18:M7:50:GLN:OE1	18:M7:56:ARG:HD3	2.30	0.42
19:M8:113:LYS:HE3	19:M8:113:LYS:HB2	3.34	0.42
19:M8:116:LYS:C	19:M8:118:GLY:H	2.70	0.42
20:M9:158:GLU:HA	20:M9:161:ALA:HB3	2.67	0.42
25:N4:62:GLY:O	25:N4:63:ILE:HG23	2.18	0.42
27:N6:37:LYS:HA	27:N6:40:ARG:HB3	3.36	0.42
29:N8:19:LYS:HE2	1:5:661:G:N7	162.50	0.42
30:N9:28:LYS:HB3	30:N9:29:TYR:HD1	1.85	0.42
30:N9:44:LYS:HE2	30:N9:44:LYS:HB2	1.95	0.42
32:O1:48:ASP:CG	32:O1:50:ARG:HE	2.22	0.42
32:O1:73:LEU:HD13	32:O1:93:VAL:HG11	3.08	0.42

Continued on next page...

Continued from previous page...

Atom-1	Atom-2	Interatomic distance (Å)	Clash overlap (Å)
33:O2:127:ALA:O	33:O2:128:LEU:HB2	2.20	0.42
34:O3:15:SER:HA	34:O3:94:PHE:CE1	2.66	0.42
35:O4:20:ILE:HD13	35:O4:20:ILE:HA	1.81	0.42
36:O5:61:GLN:HG3	36:O5:62:GLN:N	4.77	0.42
38:O7:18:LEU:HD21	40:O9:51:ILE:HG23	2.01	0.42
38:O7:29:VAL:O	38:O7:32:LYS:HG2	2.19	0.42
42:Q1:7:LYS:HE2	42:Q1:11:ARG:CZ	2.50	0.42
43:Q2:83:LEU:HD22	43:Q2:83:LEU:HA	1.84	0.42
44:Q3:39:CYS:HB2	44:Q3:47:VAL:HG23	2.01	0.42
46:S0:20:ALA:HB3	46:S0:172:LEU:HD12	3.08	0.42
47:S1:119:THR:HG21	47:S1:161:ILE:HD11	2.00	0.42
47:S1:61:LEU:C	47:S1:62:LYS:HD3	2.40	0.42
48:S2:120:GLU:HG2	79:SM:120:GLU:OE2	3.65	0.42
48:S2:99:LYS:HA	48:S2:117:THR:HA	2.27	0.42
49:S3:22:ASN:O	49:S3:26:THR:OG1	2.31	0.42
51:S5:129:PRO:O	51:S5:133:VAL:HG23	2.20	0.42
55:S9:60:LEU:HD11	55:S9:93:LEU:HB3	6.53	0.42
64:C8:125:ILE:HG12	79:SM:61:ILE:HG23	2.00	0.42
78:SR:22:SER:CB	78:SR:70:ASP:HA	2.50	0.42
1:1:1107:C:H2'	1:1:1108:U:H6	1.85	0.42
1:1:1585:C:H2'	1:1:1586:G:C8	2.55	0.42
1:1:1611:G:H2'	1:1:1612:A:C8	2.55	0.42
1:1:2250:G:N7	87:1:4210:HOH:O	2.37	0.42
1:1:3131:U:O2	1:1:3131:U:H2'	2.20	0.42
1:1:3174:A:C6	1:1:3175:U:C4	3.08	0.42
1:1:993:G:C4	1:1:2637:A:C2	3.08	0.42
45:2:1150:G:H4'	45:2:1151:A:OP2	2.20	0.42
45:2:1503:A:H2'	45:2:1504:G:O4'	2.20	0.42
45:2:35:U:H2'	45:2:36:C:C6	2.54	0.42
45:2:3:U:H4'	45:2:4:C:OP1	2.18	0.42
45:2:528:U:H2'	45:2:529:A:O4'	2.19	0.42
45:2:776:G:C2	45:2:785:U:O2	2.73	0.42
45:2:820:U:H2'	45:2:821:U:H4'	2.01	0.42
45:2:883:C:H2'	45:2:884:A:C8	2.53	0.42
2:3:59:U:C2	2:3:60:G:C8	3.07	0.42
1:5:1820:U:OP1	1:5:1820:U:H3'	2.18	0.42
1:5:1903:U:O5'	1:5:1903:U:H6	2.02	0.42
1:5:1921:A:H61	1:5:1929:G:H2'	1.85	0.42
1:5:1953:G:C6	1:5:2094:C:N4	2.88	0.42
1:5:2116:G:H5'	1:5:2116:G:N3	2.35	0.42
1:5:238:A:H2'	1:5:239:G:O4'	2.20	0.42

Continued on next page...

Continued from previous page...

Atom-1	Atom-2	Interatomic distance (Å)	Clash overlap (Å)
1:5:3241:G:H2'	1:5:3245:A:H8	1.77	0.42
1:5:645:A:H1'	1:5:647:A:OP2	2.19	0.42
1:5:68:C:H42	1:5:75:G:H1	1.67	0.42
1:5:703:G:C6	1:5:704:U:C4	3.08	0.42
1:5:705:A:H4'	1:5:706:A:OP1	2.19	0.42
45:6:1097:U:C4'	45:6:1098:U:H5'	2.44	0.42
45:6:1346:A:N7	45:6:1371:A:H1'	2.35	0.42
45:6:139:C:H4'	45:6:140:A:O5'	2.18	0.42
45:6:1576:A:H2'	45:6:1577:A:O4'	2.20	0.42
1:5:2256:A:N6	45:6:1757:G:H5'	2.35	0.42
45:6:84:A:H3'	45:6:85:A:H8	1.85	0.42
36:O5:63:ARG:NH2	3:8:97:A:OP1	55.32	0.42
57:C1:57:LYS:HD3	57:C1:131:ILE:CG2	2.50	0.42
60:C4:17:ALA:O	60:C4:81:VAL:HA	4.83	0.42
62:C6:121:SER:O	62:C6:123:ARG:HG2	2.20	0.42
63:C7:19:ARG:H	63:C7:19:ARG:HG2	1.62	0.42
63:C7:56:HIS:O	63:C7:60:ARG:HG2	2.20	0.42
65:C9:78:LYS:HE3	45:6:1524:A:H5'	403.73	0.42
67:D1:73:ALA:O	67:D1:77:GLY:N	2.88	0.42
72:D6:23:CYS:O	72:D6:27:SER:HA	2.26	0.42
5:L3:252:ILE:HG12	5:L3:266:ARG:NH2	2.34	0.42
1:1:3322:A:P	85:L3:404:LLL:H311	2.60	0.42
6:L4:14:GLU:HB2	6:L4:15:ALA:H	4.53	0.42
6:L4:82:THR:HG23	6:L4:84:ARG:N	2.30	0.42
7:L5:131:LEU:HD23	7:L5:131:LEU:H	1.83	0.42
8:L6:59:GLU:HB2	8:L6:103:VAL:HG23	2.01	0.42
9:L7:28:ALA:C	9:L7:30:ARG:H	2.23	0.42
10:L8:78:PHE:O	10:L8:79:GLN:HG3	3.87	0.42
12:M0:87:LEU:HD23	12:M0:87:LEU:HA	1.77	0.42
14:M3:56:PRO:HG2	14:M3:74:GLY:O	2.19	0.42
15:M4:94:TRP:O	15:M4:97:SER:OG	2.23	0.42
1:1:3180:A:H5'	17:M6:116:LYS:HB2	2.02	0.42
17:M6:192:LYS:H	17:M6:192:LYS:HG2	2.61	0.42
17:M6:38:ALA:O	17:M6:41:LEU:HB2	2.20	0.42
17:M6:23:VAL:HB	17:M6:84:LEU:HD11	2.00	0.42
18:M7:23:ARG:NH2	18:M7:125:GLN:OE1	3.24	0.42
21:N0:139:TYR:CD2	21:N0:140:VAL:HG23	2.77	0.42
9:L7:77:VAL:HG12	21:N0:59:VAL:O	2.20	0.42
24:N3:74:MET:HE3	24:N3:102:ILE:HB	2.00	0.42
27:N6:45:ILE:CD1	27:N6:119:ILE:HG23	2.49	0.42
30:N9:21:ILE:HA	30:N9:21:ILE:HD12	3.31	0.42

Continued on next page...

Continued from previous page...

Atom-1	Atom-2	Interatomic distance (Å)	Clash overlap (Å)
31:O0:17:VAL:HG11	31:O0:92:ILE:HD12	2.02	0.42
31:O0:43:ILE:HD11	31:O0:90:VAL:HB	2.02	0.42
34:O3:41:ALA:HB3	34:O3:74:THR:HG22	2.74	0.42
34:O3:73:ARG:HG2	34:O3:82:ARG:HB2	2.02	0.42
1:1:1655:G:P	35:O4:40:THR:HG1	2.40	0.42
38:O7:85:LYS:H	3:8:67:U:H4'	20.94	0.42
1:1:1833:G:OP1	40:O9:10:LYS:HD2	2.20	0.42
43:Q2:29:LYS:HG2	43:Q2:30:ALA:H	1.84	0.42
46:S0:59:LEU:HA	46:S0:59:LEU:HD23	1.85	0.42
47:S1:184:LEU:O	47:S1:188:LEU:N	2.53	0.42
48:S2:40:LYS:HA	48:S2:43:ARG:NH1	2.34	0.42
46:S0:109:ASN:H	48:S2:64:LYS:NZ	2.18	0.42
49:S3:76:ARG:HG3	49:S3:77:PHE:CE1	5.03	0.42
50:S4:125:LYS:HB2	50:S4:226:PHE:CE1	2.55	0.42
51:S5:57:SER:C	51:S5:59:VAL:N	2.72	0.42
52:S6:10:ASN:OD1	52:S6:10:ASN:N	2.52	0.42
52:S6:2:LYS:HB2	52:S6:2:LYS:HE3	1.79	0.42
52:S6:31:ARG:HE	52:S6:68:LEU:CD1	2.32	0.42
1:1:2677:G:H1'	79:SM:51:ARG:HH22	1.84	0.42
78:SR:54:PHE:CG	78:SR:312:VAL:HG21	2.55	0.42
1:1:2232:A:N1	1:1:2602:G:H1'	2.35	0.42
1:1:2284:C:H5''	1:1:2285:C:OP2	2.19	0.42
1:1:2387:A:C2	1:1:2388:U:H1'	2.55	0.42
1:1:3092:C:HO2'	1:1:3094:A:P	2.43	0.42
1:1:3305:A:H2'	1:1:3306:U:O2	2.20	0.42
1:1:366:A:OP1	6:L4:95:ARG:NH1	2.50	0.42
45:2:1095:U:HO2'	45:2:1096:C:P	2.42	0.42
45:2:959:U:O2	45:2:959:U:H2'	2.18	0.42
2:3:49:G:H4'	2:3:50:U:O5'	2.19	0.42
1:5:1157:G:H2'	1:5:1158:A:O4'	2.20	0.42
1:5:1182:A:C6	1:5:1183:C:C4	3.07	0.42
23:N2:75:TYR:CD2	1:5:1687:U:H1'	166.10	0.42
1:5:1911:A:C2	1:5:2122:G:C8	3.06	0.42
1:5:2122:G:C6	1:5:2332:A:C2	3.07	0.42
1:5:2519:A:C2	1:5:2589:G:C2	3.08	0.42
1:5:3335:A:C8	1:5:3335:A:H5'	2.55	0.42
32:O1:10:ARG:NE	1:5:3386:G:H5'	156.04	0.42
30:N9:11:ASN:ND2	1:5:953:G:OP2	212.49	0.42
45:6:1476:C:N4	87:6:2247:HOH:O	2.48	0.42
45:6:1203:A:C6	45:6:1555:A:C6	3.08	0.42
45:6:1568:C:H2'	45:6:1568:C:H6	1.62	0.42

Continued on next page...

Continued from previous page...

Atom-1	Atom-2	Interatomic distance (Å)	Clash overlap (Å)
45:6:208:U:H2'	45:6:209:U:C6	2.54	0.42
45:6:245:U:H2'	45:6:247:A:OP2	2.19	0.42
45:6:947:U:O4	85:6:2167:LLL:H311	2.19	0.42
56:C0:21:VAL:HG12	56:C0:22:VAL:H	1.85	0.42
45:2:1390:U:OP1	63:C7:5:ARG:HD2	2.20	0.42
65:C9:52:GLY:C	65:C9:54:PHE:H	2.22	0.42
67:D1:24:ILE:CD1	67:D1:56:SER:HA	2.84	0.42
72:D6:46:GLU:HG2	72:D6:47:ALA:HB2	5.86	0.42
59:C3:25:TRP:HH2	73:D7:45:THR:HG21	2.98	0.42
68:D2:24:GLN:HG3	73:D7:5:GLN:O	2.19	0.42
74:D8:49:ARG:HG2	74:D8:52:ASP:OD1	2.29	0.42
74:D8:19:THR:HB	74:D8:66:LEU:HB2	2.01	0.42
76:E0:2:ALA:HB3	45:6:1754:A:O4'	338.06	0.42
77:E1:121:CYS:H	77:E1:130:VAL:HG11	4.69	0.42
4:L2:56:ALA:HA	4:L2:57:PRO:HD3	2.27	0.42
4:L2:86:GLN:HE21	4:L2:88:ILE:HD13	5.21	0.42
5:L3:116:ARG:NH2	5:L3:174:LYS:HD3	2.34	0.42
6:L4:192:GLY:O	6:L4:195:ARG:N	2.45	0.42
6:L4:77:VAL:CG1	6:L4:85:SER:HA	2.84	0.42
9:L7:88:ARG:HD2	9:L7:90:LYS:O	2.19	0.42
10:L8:165:PHE:HZ	16:M5:3:ALA:HB1	1.85	0.42
10:L8:151:VAL:HA	10:L8:199:ALA:HB2	2.79	0.42
11:L9:86:TYR:CD1	11:L9:151:VAL:HG13	3.09	0.42
11:L9:86:TYR:CZ	11:L9:151:VAL:HG22	2.55	0.42
11:L9:150:SER:CB	11:L9:153:ASP:HB2	2.46	0.42
12:M0:42:THR:HB	12:M0:192:ASP:OD1	4.56	0.42
16:M5:200:TRP:CD1	16:M5:204:LYS:HG3	2.54	0.42
17:M6:27:LEU:HG	17:M6:27:LEU:H	1.65	0.42
18:M7:62:ARG:HB2	18:M7:62:ARG:HE	2.13	0.42
19:M8:18:ALA:HA	19:M8:53:PHE:CE1	2.61	0.42
21:N0:10:ILE:O	21:N0:59:VAL:N	2.49	0.42
21:N0:24:LEU:O	22:N1:148:PRO:HA	2.20	0.42
23:N2:68:THR:HG23	23:N2:69:ALA:H	1.85	0.42
23:N2:84:LEU:HD22	23:N2:93:ILE:HB	2.02	0.42
28:N7:51:LEU:HB2	28:N7:65:ARG:NH1	3.14	0.42
30:N9:22:LYS:H	30:N9:22:LYS:HD2	3.98	0.42
32:O1:71:LEU:HA	32:O1:71:LEU:HD23	1.82	0.42
1:1:1802:C:O2'	35:O4:59:PRO:O	2.22	0.42
40:O9:43:ASN:OD1	40:O9:44:TRP:N	2.53	0.42
42:Q1:1:MET:HB3	45:2:1642:G:H5'	2.01	0.42
44:Q3:30:GLU:HA	44:Q3:33:GLN:HG2	2.02	0.42

Continued on next page...

Continued from previous page...

Atom-1	Atom-2	Interatomic distance (Å)	Clash overlap (Å)
46:S0:7:PHE:CD2	46:S0:191:ARG:HD2	8.44	0.42
47:S1:61:LEU:HD23	47:S1:62:LYS:H	1.79	0.42
48:S2:63:VAL:HG13	48:S2:68:ILE:HD12	2.23	0.42
49:S3:5:ILE:HD13	49:S3:5:ILE:HA	2.57	0.42
49:S3:74:GLN:HG2	49:S3:79:TYR:O	2.82	0.42
51:S5:148:ARG:CB	74:D8:22:ARG:HH12	2.32	0.42
51:S5:158:GLN:HG2	74:D8:66:LEU:HD11	2.01	0.42
53:S7:45:SER:OG	53:S7:46:ILE:N	2.53	0.42
53:S7:71:HIS:HB3	53:S7:131:PHE:CZ	2.70	0.42
55:S9:123:HIS:O	55:S9:127:VAL:HG23	2.20	0.42
55:S9:40:LYS:HA	55:S9:43:TYR:HB2	2.30	0.42
55:S9:44:ARG:HG2	55:S9:48:GLN:NE2	2.34	0.42
79:SM:103:LYS:HE2	79:SM:103:LYS:HB2	4.58	0.42
78:SR:149:ASP:OD1	78:SR:150:TRP:N	3.06	0.42
78:SR:22:SER:HB2	78:SR:69:GLN:O	2.20	0.42
78:SR:2:ALA:HA	78:SR:269:TYR:CD2	8.96	0.42
78:SR:21:THR:OG1	78:SR:69:GLN:O	2.46	0.42
1:1:1039:U:H2'	1:1:1040:A:C8	2.55	0.42
1:1:1564:U:O2	1:1:1576:G:N1	2.52	0.42
1:1:1759:C:H2'	1:1:1760:A:H5''	2.01	0.42
1:1:958:C:OP1	1:1:2799:A:H3'	2.20	0.42
1:1:3136:G:C6	1:1:3137:C:C4	3.08	0.42
1:1:3349:C:O5'	1:1:3349:C:H6	2.02	0.42
1:1:346:C:C4	1:1:348:A:C8	3.08	0.42
1:1:639:G:OP1	33:O2:40:SER:HB2	2.20	0.42
1:1:668:G:N7	85:1:3999:LLL:H832	2.35	0.42
1:1:86:G:P	85:1:3992:LLL:H321	2.41	0.42
45:2:1079:U:H2'	45:2:1080:U:O4'	2.20	0.42
45:2:1360:A:OP2	45:2:1360:A:H8	2.03	0.42
45:2:1619:C:C2	74:D8:22:ARG:HG2	2.55	0.42
85:2:2045:LLL:H13	85:2:2045:LLL:N12	2.34	0.42
45:2:279:G:C6	45:2:281:G:C4	3.08	0.42
45:2:310:C:H4'	69:D3:33:LEU:HD22	2.01	0.42
45:2:985:G:C2	45:2:986:G:H1'	2.55	0.42
3:4:14:C:C4	3:4:15:G:C6	3.08	0.42
1:5:1335:C:H2'	1:5:1336:U:C6	2.55	0.42
1:5:253:A:HO2'	1:5:254:A:P	2.43	0.42
1:5:2662:G:OP1	87:5:4279:HOH:O	2.21	0.42
1:5:3219:G:H4'	1:5:3220:G:H5'	2.02	0.42
1:5:3263:G:H2'	1:5:3264:G:C8	2.54	0.42
1:5:417:A:H2'	1:5:418:A:C8	2.54	0.42

Continued on next page...

Continued from previous page...

Atom-1	Atom-2	Interatomic distance (Å)	Clash overlap (Å)
45:6:1572:G:N3	45:6:1572:G:H2'	2.35	0.42
45:6:542:A:H1'	45:6:543:C:OP1	2.19	0.42
68:D2:107:SER:HA	45:6:804:A:N7	365.08	0.42
2:7:110:G:C6	2:7:111:U:C4	3.08	0.42
3:8:140:G:H2'	3:8:141:C:O4'	2.19	0.42
56:C0:16:PHE:CE1	56:C0:88:PRO:N	2.88	0.42
56:C0:49:LEU:HD12	56:C0:49:LEU:HA	3.06	0.42
57:C1:124:THR:O	57:C1:140:VAL:HG12	2.20	0.42
57:C1:16:GLN:OE1	57:C1:34:TRP:N	2.99	0.42
58:C2:60:VAL:O	58:C2:88:LEU:HD12	3.64	0.42
45:2:1180:C:O2	61:C5:128:HIS:HE1	2.03	0.42
61:C5:96:ILE:HB	61:C5:120:SER:HB2	2.02	0.42
62:C6:60:PHE:HA	62:C6:63:ILE:HD11	2.14	0.42
64:C8:76:PRO:O	64:C8:81:ILE:HB	2.86	0.42
66:D0:24:ILE:HA	66:D0:116:VAL:HG12	2.02	0.42
71:D5:66:VAL:HA	71:D5:70:LYS:O	2.20	0.42
59:C3:56:ASP:O	73:D7:46:VAL:HA	2.19	0.42
77:E1:106:TYR:CD2	77:E1:116:LYS:HG2	2.54	0.42
77:E1:107:LYS:H	77:E1:117:LEU:CD1	5.03	0.42
4:L2:163:ARG:HE	4:L2:163:ARG:HB2	4.32	0.42
1:L1:2155:G:OP1	4:L2:241:ARG:HG2	2.20	0.42
7:L5:40:HIS:HB3	7:L5:43:LYS:HD2	3.05	0.42
11:L9:103:ILE:HD11	11:L9:134:ILE:HG22	3.03	0.42
13:M1:54:VAL:HG12	13:M1:56:THR:HG23	3.40	0.42
14:M3:165:SER:C	14:M3:167:PHE:N	2.72	0.42
14:M3:92:THR:HB	36:O5:113:GLN:HA	2.02	0.42
16:M5:113:LEU:HD13	16:M5:136:ASP:HA	2.02	0.42
16:M5:201:ARG:NH2	1:5:692:A:OP1	97.94	0.42
17:M6:47:PHE:C	17:M6:47:PHE:CD1	2.92	0.42
20:M9:81:ARG:HG2	20:M9:88:ARG:NH2	2.34	0.42
22:N1:41:ASP:N	22:N1:97:LYS:O	2.46	0.42
26:N5:91:ASN:OD1	26:N5:94:GLN:NE2	2.51	0.42
29:N8:4:ARG:HG3	29:N8:5:PHE:CD1	3.15	0.42
31:O0:47:ASN:OD1	31:O0:74:ASN:N	3.86	0.42
33:O2:91:THR:HG22	33:O2:92:TYR:CD2	2.54	0.42
35:O4:71:THR:HG22	35:O4:72:VAL:H	1.84	0.42
40:O9:27:ILE:HG23	40:O9:30:ARG:CZ	2.49	0.42
43:Q2:2:VAL:HG23	43:Q2:91:PHE:HD1	2.68	0.42
49:S3:67:ASN:O	49:S3:71:LEU:HB2	2.91	0.42
50:S4:72:VAL:HG11	50:S4:82:TYR:HE2	2.82	0.42
52:S6:204:ALA:HA	52:S6:207:GLU:HB3	2.88	0.42

Continued on next page...

Continued from previous page...

Atom-1	Atom-2	Interatomic distance (Å)	Clash overlap (Å)
53:S7:64:VAL:HB	53:S7:94:ALA:HB1	2.01	0.42
55:S9:90:LYS:HA	55:S9:90:LYS:HD3	1.80	0.42
79:SM:31:SER:OG	79:SM:32:SER:N	2.75	0.42
78:SR:105:GLY:O	78:SR:132:LYS:HE3	2.69	0.42
1:1:110:G:C2	1:1:111:C:H1'	2.55	0.41
1:1:1493:G:O2'	40:O9:13:MET:HG2	2.19	0.41
1:1:1838:G:H4'	1:1:1839:A:N3	2.35	0.41
1:1:2213:A:C6	1:1:2214:A:C6	3.08	0.41
1:1:3199:G:H5''	15:M4:6:ILE:HG21	2.02	0.41
1:1:3259:U:H6	1:1:3259:U:H5'	1.85	0.41
1:1:642:U:H5'	1:1:1116:G:O6	2.20	0.41
45:2:225:A:H2'	45:2:226:A:O4'	2.20	0.41
45:2:379:U:OP2	87:2:2118:HOH:O	2.22	0.41
45:2:618:U:H5''	45:2:1030:A:C2	2.55	0.41
1:5:1746:U:C2	1:5:1747:G:C8	3.08	0.41
1:5:1769:G:H5'	1:5:1770:G:P	2.60	0.41
1:5:1891:A:C2'	1:5:1892:G:H5'	2.50	0.41
1:5:1938:U:O2	1:5:2115:G:H5'	2.20	0.41
27:N6:19:TYR:CZ	1:5:216:G:H4'	73.48	0.41
1:5:2315:G:C2	1:5:2316:G:N7	2.87	0.41
1:5:2351:U:H2'	1:5:2352:A:C8	2.54	0.41
1:5:242:C:H4'	1:5:243:G:OP1	2.20	0.41
1:5:252:U:H4'	1:5:253:A:H5'	2.01	0.41
1:5:3182:G:H2'	1:5:3183:A:O4'	2.19	0.41
1:5:377:A:H1'	1:5:392:G:N2	2.35	0.41
1:5:378:A:H3'	1:5:379:C:C6	2.55	0.41
1:5:727:G:H2'	1:5:728:G:O4'	2.20	0.41
1:5:915:A:C5	1:5:917:A:H1'	2.55	0.41
1:5:930:U:H2'	1:5:931:C:C6	2.55	0.41
1:5:980:A:C8	1:5:980:A:H3'	2.54	0.41
1:5:980:A:H3'	1:5:980:A:H8	1.84	0.41
45:6:1569:A:C2	45:6:1570:A:C4	3.08	0.41
45:6:525:A:H2'	45:6:526:A:C8	2.54	0.41
45:6:32:U:C2	45:6:595:G:N1	2.88	0.41
45:6:970:A:H2'	45:6:971:A:C5'	2.50	0.41
3:8:80:A:H1'	3:8:82:U:H3	1.84	0.41
66:D0:58:LEU:HA	66:D0:58:LEU:HD23	1.94	0.41
66:D0:96:PRO:HD2	66:D0:99:ILE:HD11	6.71	0.41
70:D4:104:SER:O	70:D4:107:GLN:N	2.84	0.41
70:D4:18:LEU:HA	70:D4:18:LEU:HD23	1.80	0.41
72:D6:60:PRO:O	72:D6:61:GLU:HG2	2.20	0.41

Continued on next page...

Continued from previous page...

Atom-1	Atom-2	Interatomic distance (Å)	Clash overlap (Å)
5:L3:221:THR:O	5:L3:272:TYR:HA	2.33	0.41
1:1:2340:U:OP1	5:L3:236:LYS:HD2	2.20	0.41
5:L3:49:TYR:O	5:L3:80:ASP:N	2.63	0.41
6:L4:93:MET:H	6:L4:93:MET:HE2	1.85	0.41
7:L5:92:LEU:HD12	7:L5:92:LEU:H	1.85	0.41
6:L4:329:PRO:HB2	9:L7:45:LEU:HD23	5.55	0.41
10:L8:132:VAL:HG21	10:L8:198:ALA:HB1	2.01	0.41
10:L8:178:ALA:HB2	10:L8:218:ILE:HG23	2.16	0.41
10:L8:246:MET:O	10:L8:246:MET:HG2	4.29	0.41
1:1:2557:A:C2	10:L8:38:GLN:HA	2.54	0.41
10:L8:64:ILE:O	10:L8:68:ARG:HG2	2.22	0.41
10:L8:78:PHE:CE1	10:L8:164:VAL:HG12	2.54	0.41
11:L9:175:PHE:N	11:L9:175:PHE:CD2	3.07	0.41
13:M1:133:ARG:NH1	13:M1:153:LYS:O	2.52	0.41
13:M1:22:SER:HB3	1:5:2675:C:N4	316.83	0.41
13:M1:47:GLN:OE1	13:M1:64:LYS:HD3	5.18	0.41
14:M3:144:THR:O	14:M3:146:PRO:HD3	2.77	0.41
14:M3:21:ARG:HB3	16:M5:196:THR:HA	2.02	0.41
14:M3:7:LEU:O	29:N8:49:HIS:NE2	2.49	0.41
18:M7:56:ARG:NH1	18:M7:75:GLU:OE1	4.53	0.41
23:N2:68:THR:HG23	23:N2:69:ALA:N	2.35	0.41
23:N2:74:LYS:HD2	23:N2:74:LYS:HA	4.10	0.41
24:N3:120:LYS:H	24:N3:137:VAL:CG2	2.33	0.41
1:1:3039:C:OP1	24:N3:88:ARG:NH2	2.52	0.41
28:N7:123:GLN:C	28:N7:125:GLY:H	4.22	0.41
28:N7:60:LYS:O	28:N7:64:LYS:N	2.47	0.41
29:N8:96:LYS:C	29:N8:98:THR:H	2.23	0.41
31:O0:51:LEU:HA	31:O0:51:LEU:HD12	2.07	0.41
32:O1:4:LEU:HB3	32:O1:5:LYS:H	1.74	0.41
34:O3:8:TYR:CE1	34:O3:99:ARG:HD3	2.80	0.41
35:O4:44:CYS:HA	35:O4:79:SER:O	2.38	0.41
36:O5:76:GLN:HB2	36:O5:77:PRO:HD3	2.02	0.41
38:O7:16:HIS:HB3	38:O7:27:PHE:C	3.03	0.41
46:S0:130:ALA:HA	46:S0:133:ILE:HD12	2.02	0.41
46:S0:49:ASN:OD1	46:S0:52:LYS:HG2	4.19	0.41
46:S0:89:PHE:CD2	46:S0:178:ALA:HB2	2.55	0.41
47:S1:26:ARG:O	47:S1:50:LYS:N	4.11	0.41
49:S3:4:LEU:HD23	49:S3:4:LEU:HA	3.13	0.41
49:S3:66:ILE:HD11	49:S3:88:ALA:HB2	2.02	0.41
50:S4:104:ASP:O	50:S4:190:GLY:HA3	2.28	0.41
51:S5:64:VAL:HG22	51:S5:89:ILE:HD11	4.91	0.41

Continued on next page...

Continued from previous page...

Atom-1	Atom-2	Interatomic distance (Å)	Clash overlap (Å)
1:1:2094:C:H2'	1:1:2095:G:H8	1.84	0.41
1:1:2442:G:N1	1:1:2443:A:N7	2.68	0.41
1:1:2550:U:C5	4:L2:40:TYR:CE2	3.08	0.41
1:1:2984:C:C2	1:1:2985:C:C5	3.07	0.41
1:1:404:G:H2'	1:1:405:U:O4'	2.20	0.41
1:1:805:G:H1'	6:L4:73:ARG:NH1	2.36	0.41
45:2:1388:A:C6	45:2:1411:A:C6	3.07	0.41
45:2:260:U:O4	54:S8:43:ILE:N	2.40	0.41
45:2:479:C:O2	45:2:510:G:N2	2.53	0.41
45:2:538:A:N7	45:2:543:C:N4	2.68	0.41
45:2:680:U:H2'	45:2:681:U:C6	2.55	0.41
45:2:704:C:OP2	45:2:704:C:H3'	2.20	0.41
45:2:72:A:N7	45:2:73:U:C2	2.88	0.41
45:2:73:U:C1'	45:2:74:U:H5'	2.48	0.41
1:5:1614:C:H2'	1:5:1615:C:H6	1.84	0.41
31:O0:28:LYS:HB2	1:5:1730:G:C5	237.73	0.41
1:5:2206:G:H2'	1:5:2207:A:H5'	2.02	0.41
18:M7:83:TRP:O	1:5:2352:A:H5''	153.45	0.41
1:5:2596:U:C4	1:5:2597:U:C4	3.07	0.41
22:N1:4:SER:OG	1:5:2630:C:H3'	237.66	0.41
1:5:2908:G:H2'	1:5:2909:U:C6	2.54	0.41
1:5:2924:U:C5	1:5:2925:C:C2	3.08	0.41
1:5:311:C:H2'	1:5:312:C:C6	2.53	0.41
1:5:3181:C:H2'	1:5:3182:G:C8	2.55	0.41
5:L3:366:GLY:HA3	1:5:3330:A:H4'	219.64	0.41
85:5:4176:LLL:H11	85:5:4176:LLL:H322	1.85	0.41
1:5:532:A:O2'	1:5:533:A:H5'	2.19	0.41
1:5:997:A:OP2	87:5:4281:HOH:O	2.22	0.41
45:6:1244:A:H3'	45:6:1244:A:N3	2.36	0.41
45:6:1638:G:C2	45:6:1639:C:H1'	2.55	0.41
45:6:277:U:O2'	45:6:278:U:P	2.78	0.41
45:6:834:G:H3'	45:6:835:U:H5	1.86	0.41
45:6:991:G:H8	45:6:991:G:O5'	2.04	0.41
3:8:137:C:OP1	85:8:222:LLL:H13	2.20	0.41
57:C1:55:ASP:HB2	57:C1:82:ARG:NH2	3.13	0.41
58:C2:97:LEU:HD12	58:C2:118:ALA:HB1	2.02	0.41
59:C3:129:TYR:CD1	59:C3:134:VAL:HG11	2.55	0.41
60:C4:87:GLY:O	60:C4:90:ARG:HB2	2.20	0.41
62:C6:42:GLU:HA	62:C6:42:GLU:OE1	4.51	0.41
65:C9:136:ALA:O	65:C9:140:LEU:HD12	2.20	0.41
65:C9:34:VAL:HG13	65:C9:53:TRP:NE1	6.07	0.41

Continued on next page...

Continued from previous page...

Atom-1	Atom-2	Interatomic distance (Å)	Clash overlap (Å)
66:D0:35:GLU:HA	66:D0:35:GLU:OE1	2.33	0.41
48:S2:143:TYR:O	68:D2:98:GLN:NE2	2.53	0.41
77:E1:144:CYS:HB2	77:E1:147:VAL:O	4.73	0.41
4:L2:229:ALA:O	4:L2:234:LYS:HE2	2.87	0.41
5:L3:235:THR:HG23	5:L3:236:LYS:O	2.20	0.41
5:L3:2:SER:N	1:5:2943:G:C8	235.51	0.41
5:L3:347:SER:HB2	5:L3:350:ALA:N	3.20	0.41
6:L4:154:THR:CG2	6:L4:253:ALA:HB2	2.48	0.41
6:L4:26:PHE:HE2	6:L4:258:LEU:HD23	1.85	0.41
6:L4:334:PHE:HA	6:L4:339:LEU:CD1	2.50	0.41
6:L4:35:VAL:HG13	6:L4:235:LEU:HD11	2.02	0.41
6:L4:84:ARG:HA	6:L4:87:GLN:OE1	2.49	0.41
8:L6:83:TYR:N	8:L6:83:TYR:CD2	2.88	0.41
9:L7:95:ILE:HD12	9:L7:133:TYR:CE1	2.55	0.41
10:L8:176:PRO:HB3	10:L8:219:ASP:OD1	2.35	0.41
11:L9:180:TYR:CD2	11:L9:180:TYR:N	2.88	0.41
13:M1:16:LYS:HG3	13:M1:130:VAL:CG1	4.36	0.41
13:M1:145:LYS:HB2	13:M1:145:LYS:HE2	1.76	0.41
13:M1:148:VAL:HA	2:7:56:A:O2'	318.67	0.41
16:M5:18:VAL:HG13	16:M5:19:LEU:H	1.85	0.41
18:M7:22:LEU:HD13	18:M7:90:PHE:CD2	3.06	0.41
19:M8:64:VAL:HG22	19:M8:96:PHE:HE2	2.24	0.41
21:N0:23:LYS:NZ	22:N1:146:ASN:HB2	9.88	0.41
22:N1:17:ARG:HG2	22:N1:22:HIS:HA	2.02	0.41
1:1:1523:U:C5	26:N5:123:TYR:HE2	2.38	0.41
29:N8:32:ARG:HH11	29:N8:32:ARG:HD3	2.18	0.41
29:N8:62:HIS:CE1	1:5:304:G:C6	123.60	0.41
32:O1:27:LYS:O	32:O1:31:ARG:HB2	2.35	0.41
33:O2:103:LYS:O	33:O2:106:VAL:HG22	5.49	0.41
33:O2:75:LEU:HA	33:O2:75:LEU:HD23	2.34	0.41
10:L8:74:THR:HG21	37:O6:47:ILE:O	2.20	0.41
37:O6:45:ARG:NH2	37:O6:49:GLY:O	2.47	0.41
41:Q0:103:LEU:HD23	41:Q0:103:LEU:HA	1.77	0.41
41:Q0:89:TYR:CD2	41:Q0:89:TYR:N	2.88	0.41
50:S4:126:VAL:HG12	50:S4:158:ASP:O	2.48	0.41
51:S5:99:MET:O	51:S5:100:ASN:HB2	2.20	0.41
51:S5:174:LEU:HD23	51:S5:174:LEU:HA	1.92	0.41
51:S5:43:PHE:HB2	51:S5:46:TRP:HB2	2.01	0.41
53:S7:25:VAL:HA	53:S7:28:GLU:HG3	2.75	0.41
54:S8:116:HIS:HB3	54:S8:117:TYR:HD2	2.07	0.41
79:SM:89:ARG:C	79:SM:91:THR:H	2.22	0.41

Continued on next page...

Continued from previous page...

Atom-1	Atom-2	Interatomic distance (Å)	Clash overlap (Å)
78:SR:192:PHE:HB3	78:SR:223:TRP:CZ3	2.59	0.41
78:SR:283:LYS:HB2	78:SR:283:LYS:HE2	2.82	0.41
1:1:1116:G:H4'	1:1:1116:G:OP2	2.21	0.41
1:1:188:U:H1'	1:1:208:C:C1'	2.50	0.41
1:1:209:A:H4'	1:1:211:A:H8	1.79	0.41
1:1:2997:G:O4'	1:1:3396:U:H5'	2.19	0.41
1:1:591:G:H22	1:1:612:U:P	2.43	0.41
1:1:36:C:O2'	1:1:934:G:H1'	2.20	0.41
45:2:1338:C:O4'	45:2:1410:A:H1'	2.21	0.41
45:2:1201:G:N2	45:2:1599:C:H2'	2.35	0.41
45:2:589:C:H2'	45:2:590:C:H6	1.84	0.41
45:2:765:G:C4	55:S9:149:ARG:NH1	2.88	0.41
45:2:855:A:C2	45:2:857:U:H1'	2.55	0.41
45:2:876:G:H2'	45:2:936:G:N2	2.35	0.41
1:5:1355:A:H1'	1:5:1356:U:OP2	2.20	0.41
1:5:1368:U:O2'	1:5:1369:A:H5'	2.21	0.41
1:5:1579:C:O2	1:5:1579:C:H2'	2.20	0.41
1:5:1599:G:H1	1:5:1608:C:N4	2.18	0.41
1:5:1742:U:H2'	1:5:1743:G:C8	2.56	0.41
1:5:1825:G:O2'	1:5:1826:C:H5'	2.20	0.41
20:M9:18:GLY:HA3	1:5:1874:A:H5''	134.38	0.41
1:5:2117:A:H2'	1:5:2118:C:O4'	2.21	0.41
4:L2:156:LYS:NZ	1:5:2158:A:OP2	204.09	0.41
1:5:2252:A:H61	1:5:2264:U:H3	1.69	0.41
1:5:2312:A:OP1	1:5:2314:U:H5	2.02	0.41
16:M5:12:ARG:HG2	1:5:268:A:C4	126.64	0.41
1:5:2839:G:C6	1:5:2850:G:C2	3.09	0.41
6:L4:334:PHE:CE1	1:5:578:A:C6	278.61	0.41
45:6:1178:G:H2'	45:6:1179:G:O4'	2.20	0.41
45:6:1550:A:C6	45:6:1551:U:C4	3.08	0.41
45:6:237:C:HO2'	45:6:238:U:P	2.44	0.41
45:6:475:A:H2'	45:6:476:U:O4'	2.20	0.41
45:6:926:A:H1'	45:6:988:A:C2	2.55	0.41
3:8:85:G:H3'	3:8:85:G:C8	2.56	0.41
56:C0:32:HIS:CD2	56:C0:33:GLU:HG2	7.96	0.41
58:C2:115:VAL:HG23	58:C2:115:VAL:O	4.48	0.41
60:C4:101:ALA:O	60:C4:105:LEU:HG	2.20	0.41
61:C5:100:LYS:HB3	45:6:1183:A:C2	369.75	0.41
63:C7:99:VAL:CG1	63:C7:100:LEU:N	2.83	0.41
63:C7:77:GLU:O	63:C7:81:LYS:HB2	2.20	0.41
46:S0:88:LYS:NZ	63:C7:82:ASP:OD1	4.98	0.41

Continued on next page...

Continued from previous page...

Atom-1	Atom-2	Interatomic distance (Å)	Clash overlap (Å)
67:D1:24:ILE:HD12	67:D1:31:SER:HB2	3.95	0.41
69:D3:86:PHE:CE1	69:D3:88:PRO:HB3	4.12	0.41
71:D5:49:ARG:O	71:D5:53:GLU:HB2	2.34	0.41
72:D6:10:ARG:HE	72:D6:34:LYS:C	2.24	0.41
73:D7:19:HIS:CE1	73:D7:21:LEU:HG	2.56	0.41
4:L2:54:ARG:HD3	4:L2:56:ALA:HB3	2.01	0.41
6:L4:50:TYR:CD2	6:L4:109:TRP:HH2	2.39	0.41
6:L4:190:GLY:O	6:L4:193:LYS:HE3	2.42	0.41
6:L4:20:LEU:HA	6:L4:21:PRO:HD3	1.94	0.41
6:L4:276:LEU:HA	6:L4:277:PRO:HD3	2.12	0.41
6:L4:3:ARG:HD2	6:L4:3:ARG:HA	4.33	0.41
9:L7:123:THR:HA	9:L7:126:LEU:HD12	2.03	0.41
9:L7:140:SER:O	9:L7:144:ILE:HG13	2.20	0.41
2:3:86:U:H3'	9:L7:218:ARG:NH2	2.35	0.41
10:L8:53:PRO:HB2	10:L8:55:TYR:CD2	2.55	0.41
11:L9:114:VAL:HB	11:L9:124:ARG:HB2	2.11	0.41
11:L9:92:TYR:N	11:L9:92:TYR:HD1	2.19	0.41
12:M0:65:LEU:HA	12:M0:65:LEU:HD23	1.77	0.41
14:M3:144:THR:HG21	36:O5:118:ILE:HG21	2.86	0.41
19:M8:25:TYR:HA	19:M8:28:LEU:HD12	2.35	0.41
19:M8:39:ARG:HH22	1:5:1349:G:H22	193.33	0.41
19:M8:60:PRO:HA	19:M8:61:PRO:HD3	1.89	0.41
20:M9:99:LEU:O	20:M9:103:ARG:HB2	2.20	0.41
20:M9:176:ARG:NH1	45:6:852:C:H5''	328.76	0.41
21:N0:36:ILE:O	21:N0:40:ARG:HG2	2.34	0.41
7:L5:17:GLN:NE2	22:N1:22:HIS:H	3.35	0.41
22:N1:56:PHE:CD1	22:N1:56:PHE:C	3.47	0.41
24:N3:80:ARG:HH12	24:N3:116:GLY:HA3	1.85	0.41
24:N3:48:ARG:NH1	24:N3:48:ARG:HG3	2.59	0.41
26:N5:50:ALA:HB2	36:O5:77:PRO:HG2	2.02	0.41
1:1:957:C:H1'	29:N8:43:ILE:HD11	2.01	0.41
32:O1:25:PHE:HD2	32:O1:28:ARG:HD2	2.44	0.41
33:O2:3:SER:HB3	33:O2:71:HIS:NE2	2.60	0.41
36:O5:13:SER:OG	36:O5:16:GLN:HG3	2.20	0.41
37:O6:89:GLU:O	37:O6:93:ILE:HG13	2.20	0.41
48:S2:144:TRP:CZ2	48:S2:173:PRO:HG3	2.56	0.41
50:S4:117:GLU:O	50:S4:118:GLU:HB3	4.56	0.41
50:S4:195:ILE:O	50:S4:195:ILE:HG22	2.19	0.41
50:S4:209:HIS:HA	50:S4:219:VAL:HG12	2.02	0.41
50:S4:180:LEU:HD22	50:S4:228:ILE:HD11	2.03	0.41
50:S4:240:LYS:CD	50:S4:240:LYS:H	2.32	0.41

Continued on next page...

Continued from previous page...

Atom-1	Atom-2	Interatomic distance (Å)	Clash overlap (Å)
50:S4:90:ILE:HD11	50:S4:101:LEU:HD11	2.02	0.41
51:S5:140:THR:HA	51:S5:214:LYS:HD2	2.54	0.41
51:S5:84:LYS:HE2	51:S5:169:ASN:OD1	2.20	0.41
54:S8:8:ARG:NH2	54:S8:22:ARG:HE	6.19	0.41
78:SR:141:LEU:HD12	78:SR:142:ALA:N	2.35	0.41
78:SR:220:ILE:HD11	78:SR:236:ALA:HB2	2.48	0.41
78:SR:295:SER:HB3	78:SR:300:THR:HB	2.96	0.41
1:1:1049:C:H2'	1:1:1050:U:C6	2.55	0.41
1:1:1135:A:C2	1:1:1136:A:C8	3.08	0.41
1:1:589:A:H1'	1:1:1337:A:H5''	2.02	0.41
1:1:1666:G:H2'	1:1:1667:A:H8	1.84	0.41
1:1:2255:A:H5'	1:1:2261:G:H22	1.85	0.41
1:1:2911:A:H4'	1:1:2912:G:C8	2.55	0.41
1:1:2941:A:O5'	1:1:2943:G:H4'	2.19	0.41
1:1:3350:C:O2'	1:1:3351:U:P	2.79	0.41
1:1:597:G:H2'	1:1:598:A:H8	1.85	0.41
1:1:910:G:C5	1:1:911:C:C4	3.08	0.41
1:1:95:A:C5	1:1:96:G:H1'	2.55	0.41
45:2:1424:A:H4'	48:S2:93:GLY:HA2	2.01	0.41
45:2:1176:G:C2	45:2:1464:G:C4	3.08	0.41
45:2:1584:G:H5''	62:C6:122:ARG:HB3	2.01	0.41
45:2:1754:A:H1'	76:E0:2:ALA:HA	2.02	0.41
45:2:291:G:H2'	45:2:292:U:C6	2.55	0.41
45:2:539:G:P	45:2:539:G:H8	2.43	0.41
45:2:655:G:N2	45:2:656:G:O6	2.52	0.41
3:4:21:C:N4	3:4:22:U:O4	2.54	0.41
1:5:1008:U:H2'	1:5:1009:A:O4'	2.19	0.41
1:5:1339:C:H2'	1:5:1340:G:O4'	2.21	0.41
1:5:1462:A:C5	1:5:1463:U:C5	3.08	0.41
1:5:1478:C:H2'	1:5:1479:U:C6	2.55	0.41
1:5:2279:A:OP1	87:5:4280:HOH:O	2.22	0.41
18:M7:138:LYS:NZ	1:5:2356:A:H5'	149.74	0.41
1:5:2532:U:H2'	1:5:2533:G:C8	2.55	0.41
1:5:2743:A:H2'	1:5:2744:U:C6	2.56	0.41
1:5:373:A:N1	1:5:394:G:H4'	2.35	0.41
85:5:4160:LLL:H832	85:5:4160:LLL:H933	2.02	0.41
1:5:575:G:H2'	1:5:576:C:C6	2.56	0.41
1:5:693:A:C5	1:5:694:C:C5	3.09	0.41
19:M8:43:PRO:HB2	1:5:728:G:H5''	191.20	0.41
45:6:955:A:H4'	45:6:1073:G:O2'	2.20	0.41
45:6:363:G:H2'	45:6:364:G:H5'	2.00	0.41

Continued on next page...

Continued from previous page...

Atom-1	Atom-2	Interatomic distance (Å)	Clash overlap (Å)
69:D3:10:ASN:HB2	45:6:633:U:P	335.63	0.41
3:8:146:U:H2'	3:8:147:U:H6	1.83	0.41
56:C0:36:ASP:O	56:C0:37:THR:HG23	2.20	0.41
58:C2:54:ARG:HD2	58:C2:56:GLU:OE1	2.20	0.41
58:C2:58:LEU:HD11	58:C2:125:ASN:HA	2.02	0.41
60:C4:59:ALA:O	60:C4:63:ALA:N	3.11	0.41
45:2:633:U:P	69:D3:10:ASN:HB2	2.60	0.41
57:C1:97:TYR:HD1	69:D3:15:LEU:HD23	1.85	0.41
69:D3:41:SER:HA	69:D3:42:PRO:HD3	1.89	0.41
70:D4:63:GLN:HG3	70:D4:64:PHE:N	2.35	0.41
73:D7:61:THR:O	73:D7:62:ILE:HG22	4.63	0.41
73:D7:63:LEU:O	73:D7:74:SER:N	2.59	0.41
73:D7:64:CYS:HB2	73:D7:71:ALA:HB1	2.01	0.41
4:L2:117:GLU:HG2	4:L2:124:GLY:N	2.35	0.41
4:L2:173:GLY:O	44:Q3:69:TYR:HE2	2.04	0.41
5:L3:116:ARG:HA	5:L3:122:TRP:CE3	2.87	0.41
7:L5:244:HIS:HA	7:L5:247:ILE:HD12	2.02	0.41
7:L5:34:LYS:HE3	7:L5:34:LYS:HB2	1.70	0.41
10:L8:93:LEU:HD11	10:L8:207:ASP:HB3	2.02	0.41
12:M0:46:PHE:CD2	12:M0:139:ARG:HG3	2.56	0.41
13:M1:112:LEU:HD13	13:M1:112:LEU:H	1.85	0.41
14:M3:52:ASP:OD2	14:M3:141:ALA:HB3	2.51	0.41
17:M6:14:HIS:CD2	17:M6:124:LEU:HD13	2.55	0.41
18:M7:113:TYR:HE1	18:M7:115:SER:HA	3.75	0.41
1:1:2355:G:H5'	18:M7:139:TYR:CE1	2.55	0.41
19:M8:69:ARG:HH21	1:5:784:A:H2'	160.87	0.41
20:M9:8:LYS:HD3	20:M9:22:VAL:CG2	2.51	0.41
20:M9:96:ILE:O	20:M9:100:ARG:HG3	2.20	0.41
22:N1:17:ARG:CZ	22:N1:45:ASN:HD21	2.33	0.41
27:N6:87:LYS:HB2	27:N6:97:ILE:HD11	2.34	0.41
1:1:424:G:H21	33:O2:24:ARG:HE	1.68	0.41
35:O4:82:ALA:O	35:O4:83:ASN:C	3.30	0.41
35:O4:90:ILE:H	35:O4:90:ILE:HG12	1.59	0.41
39:O8:77:ARG:HB2	39:O8:77:ARG:NH1	2.36	0.41
46:S0:14:ALA:O	46:S0:18:LEU:HG	2.21	0.41
46:S0:34:GLU:N	46:S0:35:PRO:HD2	3.56	0.41
47:S1:154:SER:O	47:S1:154:SER:OG	2.38	0.41
47:S1:153:HIS:HB2	47:S1:155:TYR:H	4.20	0.41
47:S1:30:PHE:CE1	47:S1:94:LYS:HA	2.82	0.41
48:S2:112:GLY:HA3	48:S2:132:ALA:O	2.21	0.41
48:S2:207:LEU:HA	48:S2:207:LEU:HD23	1.71	0.41

Continued on next page...

Continued from previous page...

Atom-1	Atom-2	Interatomic distance (Å)	Clash overlap (Å)
49:S3:91:VAL:O	49:S3:92:GLN:HB3	4.39	0.41
50:S4:175:PHE:O	50:S4:176:ASP:HB3	4.26	0.41
50:S4:206:ASP:HB2	50:S4:222:LEU:HB2	2.03	0.41
50:S4:247:SER:O	50:S4:251:GLU:HG3	2.59	0.41
50:S4:85:GLY:N	50:S4:88:ASP:OD2	2.52	0.41
51:S5:43:PHE:O	51:S5:69:PHE:O	4.71	0.41
51:S5:91:GLU:O	51:S5:95:ASN:HB2	2.20	0.41
54:S8:12:SER:HB3	54:S8:16:ALA:H	1.83	0.41
54:S8:190:ALA:HB1	54:S8:194:ARG:NH2	5.74	0.41
54:S8:64:ASN:HA	54:S8:75:LYS:HA	2.03	0.41
55:S9:110:GLN:NE2	55:S9:126:ARG:HG2	5.70	0.41
55:S9:31:ALA:O	55:S9:36:LEU:N	3.29	0.41
55:S9:77:ILE:HD11	55:S9:93:LEU:HD22	3.36	0.41
78:SR:231:MET:HE2	78:SR:232:TYR:CE2	5.04	0.41
1:1:1383:G:O3'	6:L4:138:ARG:NH2	2.54	0.41
1:1:1507:G:N3	1:1:1507:G:H2'	2.36	0.41
1:1:1569:U:H5''	1:1:1570:U:C6	2.52	0.41
1:1:1638:A:H2	1:1:1736:G:N3	2.19	0.41
1:1:1753:G:C4	1:1:1754:G:C8	3.08	0.41
1:1:213:A:H2'	1:1:214:G:O4'	2.21	0.41
1:1:317:A:C2	1:1:318:A:C4	3.09	0.41
1:1:730:C:H2'	1:1:731:U:H6	1.85	0.41
45:2:1067:C:H5''	47:S1:150:VAL:HG12	2.02	0.41
45:2:1147:A:H2'	45:2:1148:C:H6	1.86	0.41
45:2:1793:G:C6	72:D6:75:VAL:HG11	2.55	0.41
45:2:381:C:O2'	45:2:755:A:N1	2.46	0.41
4:L2:240:ALA:HB1	1:5:2154:U:H4'	219.50	0.41
1:5:1556:C:H5''	1:5:2169:G:H22	1.85	0.41
1:5:2328:U:H2'	1:5:2329:C:O4'	2.21	0.41
1:5:2768:U:H2'	1:5:2769:A:H8	1.84	0.41
1:5:3337:G:H2'	1:5:3338:C:O4'	2.20	0.41
85:5:4174:LLL:C52	85:5:4174:LLL:H211	2.33	0.41
1:5:499:G:H2'	1:5:500:C:H6	1.83	0.41
1:5:621:A:H2'	1:5:622:A:H8	1.85	0.41
45:6:1288:G:C6	45:6:1328:G:C2	3.08	0.41
69:D3:63:GLN:HG2	45:6:1755:A:OP1	348.94	0.41
45:6:479:C:H2'	45:6:480:G:H8	1.85	0.41
45:6:922:G:O2'	45:6:923:A:H5'	2.21	0.41
45:6:91:G:H2'	45:6:92:A:O4'	2.20	0.41
58:C2:40:GLY:HA3	58:C2:125:ASN:H	5.65	0.41
46:S0:52:LYS:HE3	67:D1:82:VAL:HG13	2.02	0.41

Continued on next page...

Continued from previous page...

Atom-1	Atom-2	Interatomic distance (Å)	Clash overlap (Å)
68:D2:75:ILE:HG21	68:D2:89:TRP:CH2	3.11	0.41
71:D5:90:LYS:HG3	71:D5:91:PRO:HD2	4.07	0.41
72:D6:10:ARG:CB	72:D6:34:LYS:HA	2.66	0.41
76:E0:20:LYS:HD2	76:E0:20:LYS:HA	2.04	0.41
4:L2:220:GLY:O	4:L2:221:LYS:HG3	2.20	0.41
5:L3:152:LYS:HG2	5:L3:192:VAL:HG11	2.01	0.41
6:L4:188:ARG:HH21	6:L4:197:ARG:HB3	1.86	0.41
6:L4:226:GLU:CD	6:L4:246:ARG:HH22	3.13	0.41
7:L5:122:VAL:CG1	7:L5:123:GLU:N	4.11	0.41
7:L5:211:LEU:HD23	7:L5:211:LEU:HA	1.73	0.41
7:L5:39:GLN:OE1	7:L5:40:HIS:N	2.47	0.41
8:L6:78:ARG:NH1	8:L6:106:PHE:HB2	3.56	0.41
1:L1:591:G:C1'	8:L6:19:LYS:HG3	2.51	0.41
10:L8:97:TYR:O	10:L8:131:ALA:HA	2.20	0.41
10:L8:162:LEU:HD21	16:M5:45:PRO:HG2	2.81	0.41
10:L8:200:LEU:HA	10:L8:200:LEU:HD23	1.93	0.41
11:L9:90:MET:HG3	11:L9:144:ILE:CG2	2.49	0.41
12:M0:156:ARG:HG2	12:M0:163:GLN:HG2	2.42	0.41
16:M5:18:VAL:O	16:M5:21:PHE:N	2.53	0.41
17:M6:157:GLU:O	17:M6:161:LYS:HG3	2.30	0.41
17:M6:58:LEU:HD12	17:M6:58:LEU:HA	1.77	0.41
20:M9:106:LEU:HB3	20:M9:120:TYR:CE1	2.64	0.41
21:N0:30:PHE:CE2	21:N0:103:VAL:HG21	2.66	0.41
21:N0:142:GLN:HB3	21:N0:142:GLN:HE21	1.62	0.41
23:N2:94:ARG:HG2	23:N2:96:VAL:CG2	2.51	0.41
27:N6:35:LEU:HD23	27:N6:106:ILE:HB	2.01	0.41
27:N6:56:VAL:HG11	27:N6:104:LEU:HD13	2.03	0.41
28:N7:101:PHE:O	28:N7:102:GLU:HB3	2.21	0.41
28:N7:10:VAL:HG23	28:N7:86:THR:HA	2.02	0.41
28:N7:82:PRO:HB2	31:O0:62:LEU:HD12	3.46	0.41
32:O1:55:LEU:HA	32:O1:55:LEU:HD23	2.60	0.41
33:O2:126:LEU:HD22	33:O2:126:LEU:HA	1.79	0.41
14:M3:177:LYS:HA	37:O6:11:LEU:HD13	2.20	0.41
37:O6:54:GLU:O	37:O6:58:ILE:HG23	2.22	0.41
43:Q2:9:LYS:HB2	43:Q2:9:LYS:HE3	1.95	0.41
44:Q3:83:ILE:HG22	44:Q3:87:ARG:HH12	2.14	0.41
47:S1:172:LEU:HD23	47:S1:172:LEU:HA	1.88	0.41
48:S2:109:GLY:HA2	48:S2:139:ILE:HB	2.03	0.41
49:S3:191:ASP:HB3	49:S3:194:LYS:HD2	2.53	0.41
50:S4:102:VAL:HG11	50:S4:112:HIS:HD2	4.42	0.41
50:S4:123:LEU:HA	50:S4:160:VAL:O	2.21	0.41

Continued on next page...

Continued from previous page...

Atom-1	Atom-2	Interatomic distance (Å)	Clash overlap (Å)
51:S5:109:LYS:HE3	51:S5:109:LYS:HB2	4.34	0.41
51:S5:89:ILE:HD12	51:S5:90:ILE:H	4.38	0.41
53:S7:63:PRO:HG2	53:S7:66:SER:OG	2.21	0.41
53:S7:94:ALA:O	53:S7:96:ARG:HG3	2.51	0.41
54:S8:196:LEU:HD23	54:S8:196:LEU:HA	2.70	0.41
55:S9:134:ILE:HB	55:S9:135:ALA:H	1.69	0.41
79:SM:47:ALA:O	79:SM:48:ARG:HG3	4.52	0.41
64:C8:146:ALA:HB2	79:SM:68:ARG:HH22	1.86	0.41
78:SR:32:LEU:HD12	78:SR:45:TRP:O	2.20	0.41
1:1:112:U:O2'	1:1:113:C:H5''	2.20	0.41
1:1:1230:G:H1	1:1:1279:C:H42	1.69	0.41
1:1:1741:A:H3'	1:1:1742:U:H6	1.85	0.41
1:1:2221:G:N2	1:1:2223:A:H3'	2.36	0.41
1:1:3151:U:H4'	1:1:3294:A:C1'	2.51	0.41
1:1:524:U:OP1	15:M4:77:ARG:NH2	2.51	0.41
1:1:665:A:OP1	16:M5:203:ARG:HD2	2.20	0.41
45:2:101:U:H2'	45:2:102:U:O4'	2.21	0.41
45:2:1119:G:C6	45:2:1120:U:C4	3.08	0.41
45:2:1198:G:C2	45:2:1200:G:C6	3.09	0.41
45:2:1228:G:H5'	45:2:1229:G:C8	2.55	0.41
45:2:1281:G:O3'	66:D0:76:SER:OG	2.38	0.41
45:2:145:A:O2'	45:2:146:U:P	2.79	0.41
45:2:1380:U:O2'	45:2:1516:A:N1	2.53	0.41
45:2:198:A:H2'	45:2:198:A:N3	2.36	0.41
1:5:1307:G:C2	1:5:1308:A:C2	3.09	0.41
1:5:1757:A:H2'	1:5:1758:G:C8	2.56	0.41
1:5:576:C:H2'	1:5:577:C:C6	2.55	0.41
1:5:736:A:H2'	1:5:737:G:O4'	2.20	0.41
1:5:781:G:C2	1:5:782:U:C6	3.09	0.41
58:C2:46:ARG:HD3	45:6:1255:G:O6	451.90	0.41
45:6:1621:U:H2'	45:6:1622:G:H8	1.80	0.41
45:6:271:A:N3	45:6:285:G:C2	2.88	0.41
45:6:104:A:N6	45:6:308:C:H5''	2.35	0.41
45:6:553:G:N2	45:6:571:G:O6	2.54	0.41
45:6:656:G:N2	45:6:675:U:O2	2.54	0.41
45:6:828:U:O2	45:6:845:G:C2	2.73	0.41
2:7:33:U:H2'	2:7:34:C:O4'	2.21	0.41
16:M5:109:ARG:NH1	3:8:141:C:OP1	119.48	0.41
56:C0:52:LYS:HG3	56:C0:54:TYR:CD2	2.56	0.41
60:C4:127:ARG:HH22	45:6:1788:G:P	290.33	0.41
61:C5:41:VAL:HG13	61:C5:84:ILE:HG21	2.31	0.41

Continued on next page...

Continued from previous page...

Atom-1	Atom-2	Interatomic distance (Å)	Clash overlap (Å)
62:C6:107:LYS:HE3	62:C6:107:LYS:HB2	4.32	0.41
62:C6:97:VAL:HG13	62:C6:98:ASP:N	3.54	0.41
63:C7:60:ARG:NE	63:C7:66:VAL:HG21	2.36	0.41
64:C8:80:LYS:HA	64:C8:80:LYS:HD2	1.67	0.41
65:C9:109:GLU:HG2	65:C9:114:VAL:O	4.46	0.41
67:D1:38:LYS:HB2	67:D1:38:LYS:HE3	1.90	0.41
67:D1:70:ASN:HB3	67:D1:83:TRP:HB2	2.60	0.41
57:C1:99:ARG:HG2	69:D3:9:LEU:O	4.76	0.41
72:D6:32:LYS:HA	72:D6:35:ALA:HB2	2.03	0.41
72:D6:62:TYR:CD1	72:D6:63:ALA:N	4.64	0.41
1:L2:2550:U:C5	4:L2:40:TYR:CZ	3.08	0.41
5:L3:199:PHE:C	5:L3:201:LYS:H	2.41	0.41
5:L3:57:VAL:HG23	5:L3:358:TRP:HE3	1.86	0.41
6:L4:50:TYR:CE2	6:L4:109:TRP:HH2	2.37	0.41
6:L4:155:ASP:OD1	6:L4:155:ASP:N	2.54	0.41
6:L4:233:LEU:HA	6:L4:233:LEU:HD23	1.79	0.41
6:L4:80:GLY:HA2	6:L4:85:SER:OG	2.69	0.41
7:L5:54:ARG:NH2	2:7:6:C:H5"	276.05	0.41
8:L6:152:THR:OG1	8:L6:152:THR:O	2.37	0.41
10:L8:187:GLY:HA2	10:L8:190:VAL:HG12	2.02	0.41
11:L9:4:ILE:HD11	21:N0:148:LEU:HD11	2.02	0.41
12:M0:156:ARG:HD3	12:M0:163:GLN:O	3.93	0.41
13:M1:54:VAL:O	13:M1:56:THR:N	2.48	0.41
13:M1:26:SER:HB3	13:M1:63:GLU:O	2.20	0.41
14:M3:47:ALA:O	14:M3:137:GLN:NE2	2.53	0.41
14:M3:93:ILE:O	14:M3:93:ILE:HG22	2.19	0.41
15:M4:23:ILE:HG12	15:M4:31:LYS:O	2.20	0.41
15:M4:89:ALA:HB1	15:M4:92:GLU:HB3	3.29	0.41
23:N2:32:SER:O	23:N2:35:LYS:HB3	2.21	0.41
25:N4:39:LEU:HD13	25:N4:39:LEU:HA	2.96	0.41
29:N8:14:HIS:C	29:N8:15:VAL:HG23	2.41	0.41
29:N8:77:LYS:HB2	29:N8:78:LEU:H	1.66	0.41
32:O1:53:PRO:O	32:O1:57:GLN:HG3	2.21	0.41
35:O4:71:THR:HG22	35:O4:77:GLY:HA3	2.03	0.41
26:N5:114:VAL:HB	40:O9:10:LYS:HZ3	1.84	0.41
44:Q3:62:LYS:HD3	44:Q3:62:LYS:HA	1.87	0.41
46:S0:10:THR:HB	46:S0:12:GLU:HG2	2.02	0.41
45:2:4:C:P	48:S2:200:SER:HG	2.42	0.41
51:S5:146:THR:HG21	51:S5:220:VAL:HG12	2.01	0.41
54:S8:199:LYS:HA	54:S8:199:LYS:HE2	2.03	0.41
79:SM:32:SER:O	79:SM:32:SER:OG	2.39	0.41

Continued on next page...

Continued from previous page...

Atom-1	Atom-2	Interatomic distance (Å)	Clash overlap (Å)
79:SM:84:LYS:HD3	79:SM:85:SER:H	4.09	0.41
78:SR:25:THR:HG23	78:SR:293:ALA:HB1	2.03	0.41
78:SR:40:LYS:HA	78:SR:68:VAL:HG23	2.21	0.41
1:1:1049:C:H2'	1:1:1050:U:H6	1.85	0.41
1:1:1103:A:OP2	1:1:1103:A:H4'	2.20	0.41
1:1:1509:A:O5'	1:1:1509:A:H8	2.02	0.41
1:1:216:G:H4'	27:N6:19:TYR:CE2	2.55	0.41
1:1:2206:G:H2'	1:1:2206:G:N3	2.36	0.41
1:1:2842:U:H2'	1:1:2842:U:O2	2.21	0.41
1:1:2373:A:N7	1:1:2867:C:H1'	2.35	0.41
1:1:2984:C:H2'	1:1:2985:C:C6	2.55	0.41
1:1:3366:G:OP2	85:1:3996:LLL:H412	2.21	0.41
1:1:370:U:C4	1:1:376:G:O6	2.74	0.41
1:1:378:A:H3'	1:1:379:C:C6	2.55	0.41
1:1:3:U:H2'	1:1:4:U:O4'	2.20	0.41
1:1:539:C:H2'	1:1:540:U:C6	2.56	0.41
1:1:67:A:N1	1:1:300:G:O2'	2.33	0.41
1:1:785:G:N1	19:M8:90:ASP:HA	2.35	0.41
1:1:702:C:O2	1:1:788:C:H4'	2.20	0.41
1:1:937:G:OP2	29:N8:27:LYS:HG2	2.20	0.41
45:2:1003:A:C4	45:2:1005:A:C6	3.09	0.41
45:2:1146:G:C6	45:2:1147:A:C6	3.08	0.41
45:2:1161:C:H1'	45:2:1620:C:N4	2.34	0.41
45:2:1425:A:H8	45:2:1425:A:O5'	2.03	0.41
45:2:1492:A:H2'	45:2:1493:A:C8	2.55	0.41
45:2:911:U:O2'	45:2:915:A:H1'	2.21	0.41
1:5:1057:A:N3	1:5:1057:A:H2'	2.35	0.41
1:5:1936:A:H2'	1:5:1937:U:O4'	2.21	0.41
10:L8:48:ARG:NH2	1:5:2526:C:C2	185.67	0.41
1:5:2661:G:H2'	1:5:2662:G:C8	2.56	0.41
1:5:2660:G:H2'	1:5:2661:G:H8	1.86	0.41
1:5:916:G:H5'	1:5:917:A:OP1	2.20	0.41
45:6:447:U:C4	45:6:448:C:C4	3.09	0.41
45:6:651:G:H2'	45:6:651:G:N3	2.35	0.41
45:6:887:A:H2'	45:6:888:U:C6	2.56	0.41
60:C4:28:VAL:HG11	60:C4:101:ALA:HB1	4.15	0.41
61:C5:112:LEU:HD23	61:C5:112:LEU:HA	1.93	0.41
62:C6:113:ASP:OD2	62:C6:116:LEU:N	3.46	0.41
63:C7:72:LYS:HA	63:C7:72:LYS:HD2	4.17	0.41
64:C8:4:VAL:HG22	71:D5:78:ILE:CG2	6.81	0.41
64:C8:12:GLN:O	64:C8:59:GLY:HA2	2.37	0.41

Continued on next page...

Continued from previous page...

Atom-1	Atom-2	Interatomic distance (Å)	Clash overlap (Å)
65:C9:28:LEU:HD12	65:C9:55:TYR:CD1	6.20	0.41
66:D0:103:ILE:HD12	66:D0:103:ILE:HA	1.85	0.41
48:S2:157:LYS:NZ	68:D2:92:ASN:O	2.73	0.41
68:D2:93:LEU:HD23	68:D2:93:LEU:H	1.85	0.41
4:L2:201:GLY:O	4:L2:204:MET:HG3	2.21	0.41
4:L2:209:HIS:ND1	4:L2:210:PRO:HD2	2.57	0.41
4:L2:27:ALA:O	4:L2:28:LYS:HG3	2.67	0.41
6:L4:193:LYS:HE3	6:L4:193:LYS:HB3	1.68	0.41
7:L5:25:GLU:H	7:L5:25:GLU:HG2	3.51	0.41
9:L7:83:LEU:HD22	9:L7:84:VAL:N	2.66	0.41
10:L8:245:LYS:O	10:L8:249:ARG:N	2.48	0.41
11:L9:112:ILE:HD11	11:L9:134:ILE:HD13	2.01	0.41
12:M0:140:THR:HG21	12:M0:144:ASN:HB3	2.96	0.41
12:M0:182:LEU:HD23	12:M0:185:ARG:HD2	2.03	0.41
15:M4:123:LEU:HB2	17:M6:194:LEU:HD21	2.52	0.41
1:L1:290:G:OP1	16:M5:98:LEU:HD23	2.20	0.41
17:M6:129:LEU:HD12	17:M6:129:LEU:HA	1.86	0.41
18:M7:112:LEU:HA	18:M7:112:LEU:HD12	1.82	0.41
19:M8:111:ARG:HA	19:M8:114:ILE:HB	2.37	0.41
19:M8:79:LYS:HA	19:M8:136:ASN:OD1	3.40	0.41
20:M9:15:VAL:HG11	20:M9:52:LYS:HB2	3.62	0.41
22:N1:70:SER:O	22:N1:93:VAL:HG23	4.02	0.41
24:N3:11:PHE:HB2	24:N3:88:ARG:NH1	3.01	0.41
29:N8:139:ARG:O	29:N8:142:GLY:N	2.96	0.41
33:O2:19:ARG:NH1	33:O2:28:VAL:HG13	2.36	0.41
33:O2:50:ILE:HG13	33:O2:50:ILE:O	2.20	0.41
28:N7:19:ALA:HB1	35:O4:89:ILE:HD11	2.02	0.41
39:O8:43:PHE:HE2	39:O8:56:ILE:HD13	4.91	0.41
43:Q2:45:ARG:O	43:Q2:48:SER:OG	2.46	0.41
16:M5:91:GLU:HB2	43:Q2:50:PHE:CZ	2.54	0.41
46:S0:76:ILE:HG12	46:S0:98:ILE:HB	2.09	0.41
47:S1:107:THR:HG21	60:C4:117:ASP:O	2.20	0.41
47:S1:38:PHE:HB2	47:S1:39:GLU:H	1.77	0.41
47:S1:61:LEU:N	47:S1:61:LEU:HD13	2.36	0.41
48:S2:118:ALA:HB3	48:S2:124:ALA:HB2	2.18	0.41
49:S3:103:GLU:OE1	49:S3:173:ARG:NE	2.33	0.41
50:S4:140:VAL:HA	50:S4:145:ARG:O	2.20	0.41
50:S4:159:THR:CG2	50:S4:173:ILE:HB	2.50	0.41
50:S4:206:ASP:CB	50:S4:222:LEU:HD12	2.50	0.41
51:S5:43:PHE:N	51:S5:46:TRP:O	2.74	0.41
52:S6:51:LYS:HE2	52:S6:51:LYS:HB3	4.48	0.41

Continued on next page...

Continued from previous page...

Atom-1	Atom-2	Interatomic distance (Å)	Clash overlap (Å)
52:S6:77:LEU:HB3	52:S6:84:TYR:HB2	2.02	0.41
52:S6:84:TYR:CE1	52:S6:86:PRO:HG3	2.73	0.41
53:S7:49:ILE:HG21	53:S7:175:LYS:HG2	2.02	0.41
53:S7:39:ARG:HG2	53:S7:40:PRO:HD3	2.02	0.41
55:S9:59:LEU:HD22	55:S9:69:ARG:HA	2.86	0.41
78:SR:159:ASN:ND2	78:SR:163:ASP:HA	2.36	0.41
1:1:1456:A:N6	1:1:1477:A:H4'	2.36	0.41
1:1:1564:U:H2'	1:1:1565:G:O4'	2.21	0.41
1:1:2407:C:H1'	1:1:2818:U:O2	2.21	0.41
1:1:2538:U:H4'	1:1:2539:C:OP2	2.20	0.41
1:1:2896:A:O3'	41:Q0:122:ARG:NH2	2.39	0.41
1:1:3294:A:OP1	5:L3:128:LYS:HD2	2.20	0.41
1:1:794:U:H2'	1:1:795:G:H8	1.86	0.41
1:1:807:A:H2	1:1:808:A:C8	2.39	0.41
45:2:1030:A:H4'	45:2:1031:U:OP2	2.21	0.41
45:2:1134:C:H2'	45:2:1135:U:O4'	2.21	0.41
45:2:1534:G:OP2	71:D5:74:SER:OG	2.24	0.41
45:2:37:U:O2	45:2:770:A:H2	2.04	0.41
45:2:967:A:H2'	45:2:968:U:O4'	2.20	0.41
1:5:1012:G:N2	1:5:1039:U:C2	2.88	0.41
1:5:1522:U:H4'	1:5:1604:G:O2'	2.21	0.41
1:5:185:C:H42	1:5:231:G:H1	1.68	0.41
1:5:2142:A:H4'	1:5:2143:A:O5'	2.21	0.41
1:5:246:U:H2'	1:5:247:C:O4'	2.20	0.41
8:L6:69:PHE:CZ	1:5:3267:A:H2'	260.63	0.41
1:5:563:U:H2'	1:5:564:G:C8	2.56	0.41
1:5:897:U:H2'	1:5:898:U:H6	1.83	0.41
1:5:916:G:N7	1:5:924:G:C6	2.89	0.41
45:6:1039:A:C4	45:6:1040:G:C8	3.08	0.41
45:6:1230:A:C8	45:6:1258:U:C5	3.05	0.41
45:6:1456:C:OP1	45:6:1457:C:O2'	2.28	0.41
45:6:563:U:O2'	45:6:566:C:N3	2.47	0.41
45:6:877:G:N7	85:6:2167:LLL:H221	2.35	0.41
45:6:993:A:H4'	45:6:1777:G:O2'	2.20	0.41
85:7:232:LLL:H51	85:7:232:LLL:H322	1.85	0.41
57:C1:63:LEU:N	57:C1:63:LEU:HD12	2.36	0.41
57:C1:97:TYR:CE1	69:D3:15:LEU:HB3	3.07	0.41
58:C2:103:LEU:HD23	58:C2:115:VAL:HA	2.03	0.41
59:C3:16:ILE:HG22	68:D2:57:ARG:HH21	1.86	0.41
65:C9:57:ARG:HH11	65:C9:57:ARG:CB	2.83	0.41
46:S0:36:TYR:OH	67:D1:66:ASP:OD2	2.73	0.41

Continued on next page...

Continued from previous page...

Atom-1	Atom-2	Interatomic distance (Å)	Clash overlap (Å)
68:D2:28:ARG:HH22	45:6:864:U:H3'	350.46	0.41
68:D2:27:ILE:CG1	68:D2:61:ILE:HB	2.49	0.41
68:D2:89:TRP:O	68:D2:93:LEU:HD23	2.63	0.41
71:D5:82:HIS:O	71:D5:85:LYS:N	3.04	0.41
72:D6:97:PRO:N	72:D6:98:PRO:HD2	2.36	0.41
76:E0:33:ARG:NH1	76:E0:33:ARG:HB3	2.41	0.41
77:E1:89:LYS:HD2	77:E1:89:LYS:HA	1.84	0.41
77:E1:97:LYS:HE2	45:6:1232:U:C4	435.91	0.41
4:L2:139:HIS:HA	4:L2:146:THR:HA	2.54	0.41
4:L2:169:ILE:HG22	4:L2:170:ALA:O	2.23	0.41
4:L2:83:HIS:CE1	4:L2:86:GLN:HB2	2.56	0.41
5:L3:152:LYS:HE3	5:L3:192:VAL:HG13	2.79	0.41
6:L4:203:ARG:HG2	6:L4:246:ARG:HH22	1.84	0.41
6:L4:205:PRO:HB2	6:L4:249:ILE:HD12	2.04	0.41
7:L5:236:LEU:O	7:L5:239:ILE:N	2.71	0.41
9:L7:111:ILE:HG13	9:L7:112:ASN:N	2.36	0.41
9:L7:160:ARG:HD2	9:L7:203:TRP:NE1	2.67	0.41
9:L7:174:GLY:HA2	9:L7:177:GLY:O	2.21	0.41
10:L8:140:VAL:O	10:L8:144:GLU:HG3	2.31	0.41
10:L8:48:ARG:NH2	10:L8:49:TYR:HE2	2.19	0.41
11:L9:24:ILE:HD11	11:L9:39:LYS:HD2	3.10	0.41
12:M0:176:LEU:HD21	12:M0:199:PHE:CE1	5.13	0.41
1:1:1128:U:P	12:M0:4:ARG:HH22	2.40	0.41
13:M1:16:LYS:HG3	13:M1:130:VAL:HG13	5.15	0.41
13:M1:91:LEU:O	13:M1:171:VAL:HA	3.17	0.41
13:M1:164:LYS:HE3	13:M1:171:VAL:HG12	2.25	0.41
14:M3:59:ARG:HE	14:M3:69:VAL:HG23	1.86	0.41
15:M4:24:LYS:O	15:M4:29:ALA:HB1	2.20	0.41
1:1:277:G:H1'	16:M5:93:LYS:HG2	2.02	0.41
17:M6:16:VAL:HG21	17:M6:43:ILE:HG12	4.12	0.41
23:N2:76:LEU:HA	23:N2:76:LEU:HD12	2.29	0.41
27:N6:23:PRO:HD2	27:N6:26:GLN:HG2	4.06	0.41
14:M3:3:ILE:HD11	29:N8:34:MET:HA	2.03	0.41
29:N8:68:PHE:N	29:N8:68:PHE:CD2	2.90	0.41
32:O1:36:ILE:HD12	32:O1:59:ILE:HD11	2.02	0.41
32:O1:46:THR:O	32:O1:47:ASP:HB3	4.81	0.41
35:O4:81:CYS:O	35:O4:82:ALA:HB3	2.32	0.41
46:S0:107:PHE:N	46:S0:107:PHE:CD2	2.89	0.41
46:S0:195:TRP:CE2	46:S0:197:ILE:HB	2.84	0.41
46:S0:59:LEU:CD1	67:D1:79:LEU:HD11	2.51	0.41
47:S1:168:ILE:O	47:S1:172:LEU:HG	2.21	0.41

Continued on next page...

Continued from previous page...

Atom-1	Atom-2	Interatomic distance (Å)	Clash overlap (Å)
47:S1:141:ALA:CB	47:S1:210:ILE:HG12	2.50	0.41
47:S1:67:GLU:OE1	47:S1:83:LYS:HD2	2.52	0.41
47:S1:41:ARG:HH22	47:S1:97:LEU:HD11	1.84	0.41
49:S3:136:VAL:HB	49:S3:152:PHE:HB2	2.03	0.41
50:S4:131:LEU:HA	50:S4:137:PRO:HA	2.03	0.41
50:S4:20:LEU:HD23	50:S4:50:ASN:HD21	3.36	0.41
50:S4:246:LEU:HD23	50:S4:254:ARG:HD2	5.39	0.41
51:S5:162:VAL:O	74:D8:54:LEU:HD11	2.20	0.41
52:S6:34:GLN:O	52:S6:51:LYS:HA	2.61	0.41
78:SR:134:TRP:CE3	78:SR:140:CYS:HB2	2.55	0.41
78:SR:136:ILE:HG13	78:SR:136:ILE:H	2.71	0.41
78:SR:69:GLN:N	78:SR:83:ALA:O	3.04	0.41
1:1:1440:G:H2'	1:1:1441:G:O4'	2.21	0.41
1:1:1481:A:H2'	1:1:1858:A:H1'	2.02	0.41
1:1:1783:U:H2'	1:1:1784:G:H8	1.84	0.41
1:1:1799:A:O5'	1:1:1799:A:H8	2.04	0.41
1:1:2367:A:H2'	1:1:2368:A:O4'	2.21	0.41
1:1:2436:U:H3	1:1:2511:A:N6	2.16	0.41
1:1:3174:A:C4	1:1:3279:A:H1'	2.56	0.41
1:1:373:A:N1	1:1:394:G:H4'	2.36	0.41
1:1:423:A:H2'	1:1:424:G:O4'	2.20	0.41
1:1:813:G:H2'	1:1:813:G:N3	2.36	0.41
1:1:840:C:C2	1:1:841:A:C8	3.08	0.41
45:2:614:C:H42	45:2:1107:G:H1	1.68	0.41
45:2:1156:C:C2'	45:2:1157:A:H5'	2.51	0.41
45:2:1438:G:C5	45:2:1439:C:C4	3.08	0.41
45:2:1453:G:H2'	45:2:1454:G:C8	2.51	0.41
45:2:555:A:HO2'	45:2:556:A:P	2.43	0.41
45:2:558:U:O2'	45:2:559:C:O5'	2.33	0.41
45:2:866:G:H5''	59:C3:2:GLY:HA2	2.03	0.41
1:1:406:G:H1'	3:4:16:G:N2	2.36	0.41
1:5:1013:G:C2	1:5:1014:U:H1'	2.55	0.41
1:5:1108:U:H2'	1:5:1109:U:H6	1.84	0.41
32:O1:60:TRP:O	1:5:1476:G:H4'	158.70	0.41
1:5:1481:A:C5	1:5:1859:A:C8	3.08	0.41
1:5:1554:U:H4'	1:5:1555:U:OP1	2.18	0.41
1:5:1668:G:C5	1:5:1669:C:C5	3.09	0.41
1:5:1908:A:H2'	1:5:1909:A:O4'	2.20	0.41
1:5:1054:A:H5''	1:5:2637:A:H61	1.85	0.41
1:5:2706:G:N3	1:5:2706:G:H2'	2.36	0.41
1:5:2651:G:C2	1:5:2796:G:C4	3.09	0.41

Continued on next page...

Continued from previous page...

Atom-1	Atom-2	Interatomic distance (Å)	Clash overlap (Å)
43:Q2:62:ALA:HB2	1:5:2796:G:H2'	213.75	0.41
1:5:37:U:H2'	1:5:38:U:H6	1.86	0.41
1:5:590:G:C2	1:5:610:G:H2'	2.56	0.41
1:5:688:G:O5'	1:5:688:G:H8	2.03	0.41
45:6:1152:A:H2'	45:6:1153:G:C8	2.56	0.41
45:6:1202:A:H1'	45:6:1207:C:H42	1.86	0.41
45:6:1281:G:H2'	45:6:1282:U:H6	1.86	0.41
63:C7:45:ARG:NH2	45:6:1331:A:H5''	415.44	0.41
45:6:15:U:C4	45:6:16:G:C5	3.09	0.41
45:6:280:U:HO2'	45:6:281:G:P	2.35	0.41
45:6:361:C:H2'	45:6:362:G:C8	2.55	0.41
45:6:835:U:C4	45:6:836:U:C4	3.09	0.41
2:7:37:G:C2	2:7:41:G:C2	3.09	0.41
57:C1:109:VAL:HG23	57:C1:137:PHE:C	2.41	0.41
58:C2:94:ALA:HB1	58:C2:118:ALA:O	5.75	0.41
59:C3:88:LEU:HD21	59:C3:122:ILE:HG23	2.77	0.41
62:C6:19:VAL:O	62:C6:67:VAL:HA	2.38	0.41
62:C6:97:VAL:HG22	62:C6:98:ASP:N	2.35	0.41
64:C8:101:LEU:O	64:C8:104:ASN:HB2	3.00	0.41
64:C8:109:LEU:O	64:C8:113:LEU:HD12	2.21	0.41
64:C8:38:VAL:CG2	64:C8:43:SER:HB2	5.83	0.41
66:D0:34:LEU:HD11	66:D0:89:ARG:CG	2.50	0.41
66:D0:97:VAL:HG13	66:D0:98:GLN:N	2.58	0.41
69:D3:107:PHE:CD2	69:D3:114:LYS:HB3	2.56	0.41
57:C1:99:ARG:HG2	69:D3:9:LEU:HA	4.66	0.41
4:L2:113:VAL:HG23	4:L2:166:ILE:HA	2.02	0.41
4:L2:125:ALA:O	4:L2:128:ARG:HD2	2.21	0.41
1:1:3147:G:H4'	5:L3:102:LEU:O	2.21	0.41
5:L3:183:LEU:HA	5:L3:183:LEU:HD12	1.91	0.41
1:1:2948:C:O2'	5:L3:242:THR:HA	2.20	0.41
7:L5:105:ILE:HA	7:L5:105:ILE:HD12	1.90	0.41
7:L5:153:THR:HG23	7:L5:179:ARG:HD2	2.35	0.41
7:L5:277:LEU:HB3	7:L5:281:GLU:CG	4.77	0.41
8:L6:175:LYS:HB2	15:M4:112:LEU:O	3.96	0.41
9:L7:90:LYS:HB2	9:L7:220:PHE:CE1	2.56	0.41
10:L8:246:MET:HE2	10:L8:246:MET:HB3	3.71	0.41
11:L9:92:TYR:CE2	11:L9:101:VAL:HB	2.55	0.41
13:M1:63:GLU:HB3	13:M1:65:ILE:CD1	2.50	0.41
17:M6:147:TRP:CH2	17:M6:150:GLU:HA	2.55	0.41
3:4:3:A:O3'	18:M7:61:ARG:HD3	2.21	0.41
20:M9:7:GLN:HG2	20:M9:32:ILE:O	2.21	0.41

Continued on next page...

Continued from previous page...

Atom-1	Atom-2	Interatomic distance (Å)	Clash overlap (Å)
22:N1:15:PHE:CE2	22:N1:44:ALA:HB3	2.56	0.41
22:N1:34:TYR:CE2	22:N1:93:VAL:HG13	4.98	0.41
24:N3:10:LYS:HB2	24:N3:125:LEU:HD22	2.02	0.41
24:N3:66:LYS:HE2	24:N3:68:GLU:HB2	6.91	0.41
25:N4:17:ARG:HA	25:N4:17:ARG:HD3	1.91	0.41
27:N6:103:LYS:HE3	1:5:221:A:H61	81.97	0.41
27:N6:6:LEU:O	27:N6:6:LEU:HD13	5.03	0.41
30:N9:39:PHE:CD2	30:N9:39:PHE:C	2.93	0.41
32:O1:20:LEU:HA	32:O1:20:LEU:HD23	1.88	0.41
32:O1:37:LYS:HA	32:O1:49:VAL:HG11	2.02	0.41
34:O3:18:ARG:HH12	1:5:1177:G:H5'	235.62	0.41
34:O3:72:THR:HG23	34:O3:83:ALA:HA	2.03	0.41
35:O4:67:LYS:HB2	1:5:1821:U:O2	165.36	0.41
42:Q1:12:ARG:NH2	45:2:1778:G:O6	2.53	0.41
43:Q2:105:GLN:HB2	43:Q2:106:PHE:CD2	7.88	0.41
44:Q3:28:LYS:O	44:Q3:32:GLN:HG3	2.47	0.41
46:S0:75:ALA:HB1	46:S0:174:TRP:CH2	2.58	0.41
46:S0:183:ARG:NH2	46:S0:191:ARG:HB3	6.14	0.41
47:S1:21:VAL:HG23	47:S1:22:ASP:H	1.86	0.41
48:S2:139:ILE:HD11	48:S2:218:ILE:HG22	3.89	0.41
50:S4:149:TYR:N	50:S4:150:PRO:HD3	2.35	0.41
51:S5:43:PHE:CD1	51:S5:43:PHE:C	4.74	0.41
52:S6:57:ASP:OD1	52:S6:72:ARG:NH1	2.77	0.41
54:S8:21:PHE:CE1	54:S8:22:ARG:HD3	3.66	0.41
55:S9:174:ARG:HA	55:S9:174:ARG:HD2	1.68	0.41
55:S9:49:LEU:HA	55:S9:52:ILE:HD12	2.91	0.41
1:1:987:U:C2	1:1:1098:A:C2	3.08	0.41
1:1:2389:C:H2'	1:1:2390:A:C8	2.56	0.41
1:1:2397:A:H2'	1:1:2873:U:O4'	2.21	0.41
1:1:2893:C:H4'	1:1:3129:A:H5''	2.03	0.41
1:1:3372:A:C6	1:1:3373:U:C4	3.09	0.41
1:1:606:C:O2'	1:1:607:A:N3	2.54	0.41
1:1:104:G:O2'	1:1:698:U:O2	2.25	0.41
1:1:979:U:H4'	1:1:980:A:O5'	2.21	0.41
45:2:1396:U:H2'	45:2:1397:U:H6	1.86	0.41
45:2:1498:G:H2'	45:2:1499:G:H8	1.86	0.41
45:2:1530:C:OP2	71:D5:95:HIS:HD2	2.04	0.41
45:2:1629:G:H2'	45:2:1630:U:H6	1.84	0.41
45:2:1642:G:O2'	45:2:1781:A:O3'	2.35	0.41
45:2:269:G:H2'	45:2:270:C:O4'	2.21	0.41
45:2:320:U:H2'	45:2:320:U:O2	2.20	0.41

Continued on next page...

Continued from previous page...

Atom-1	Atom-2	Interatomic distance (Å)	Clash overlap (Å)
3:4:68:G:OP1	38:O7:86:ALA:N	2.51	0.41
1:5:1214:U:H2'	1:5:1215:U:C6	2.55	0.41
1:5:1478:C:H2'	1:5:1479:U:H6	1.86	0.41
1:5:236:G:H2'	1:5:237:G:O4'	2.20	0.41
1:5:2531:C:H2'	1:5:2532:U:H6	1.86	0.41
1:5:2576:G:H2'	1:5:2577:C:H6	1.86	0.41
1:5:2714:G:H4'	1:5:2715:A:H5''	2.02	0.41
1:5:3041:U:C4	1:5:3042:U:C4	3.08	0.41
1:5:3045:G:H1	1:5:3096:C:H42	1.68	0.41
1:5:3222:U:O2'	1:5:3223:A:H5'	2.20	0.41
15:M4:137:LYS:NZ	1:5:3228:C:H5''	303.26	0.41
1:5:392:G:O2'	1:5:393:U:H5'	2.21	0.41
1:5:574:U:C4	1:5:575:G:N7	2.88	0.41
1:5:721:G:C2	1:5:722:G:C8	3.09	0.41
1:5:874:U:H5''	1:5:2950:G:OP1	2.21	0.41
1:5:921:A:OP1	1:5:921:A:H3'	2.21	0.41
1:5:975:C:C2	1:5:976:U:C5	3.09	0.41
45:6:1538:U:C4	45:6:1540:G:C8	3.08	0.41
45:6:1629:G:H2'	45:6:1630:U:H6	1.86	0.41
45:6:1720:G:H8	45:6:1720:G:O5'	2.04	0.41
72:D6:80:HIS:ND1	45:6:1766:A:N1	324.74	0.41
45:6:260:U:C3'	45:6:261:U:H5''	2.51	0.41
45:6:622:A:N6	85:6:2166:LLL:H831	2.35	0.41
45:6:884:A:O2'	45:6:885:G:H5'	2.21	0.41
45:6:885:G:H2'	45:6:886:U:C6	2.56	0.41
2:7:79:A:H2'	2:7:80:G:O4'	2.21	0.41
3:8:25:G:H2'	3:8:26:U:O4'	2.21	0.41
3:8:97:A:C2	3:8:98:U:C2	3.08	0.41
58:C2:120:VAL:O	58:C2:121:VAL:HG13	3.34	0.41
59:C3:64:ARG:O	59:C3:64:ARG:HD3	2.21	0.41
61:C5:124:THR:HA	61:C5:125:PRO:HD3	1.92	0.41
62:C6:34:SER:OG	62:C6:35:PRO:HD2	2.21	0.41
64:C8:30:TYR:HE2	64:C8:40:ARG:NH1	2.17	0.41
64:C8:18:LEU:HD21	64:C8:70:VAL:HG13	2.02	0.41
64:C8:74:GLN:H	64:C8:74:GLN:HG2	2.53	0.41
65:C9:57:ARG:HH21	65:C9:80:TYR:HB3	2.09	0.41
66:D0:108:ILE:HG22	66:D0:109:GLU:N	4.13	0.41
66:D0:63:LEU:O	66:D0:83:GLU:HA	2.34	0.41
66:D0:61:LYS:HB2	66:D0:86:ILE:HB	4.74	0.41
67:D1:69:LEU:HA	67:D1:69:LEU:HD23	1.85	0.41
69:D3:19:ARG:NH1	45:6:610:G:H21	340.89	0.41

Continued on next page...

Continued from previous page...

Atom-1	Atom-2	Interatomic distance (Å)	Clash overlap (Å)
70:D4:77:ASN:HB2	70:D4:81:GLU:OE1	2.84	0.41
64:C8:57:ARG:NE	71:D5:40:VAL:HG11	4.03	0.41
72:D6:10:ARG:HH11	72:D6:36:ILE:H	1.67	0.41
67:D1:64:GLU:OE1	73:D7:2:VAL:HG13	2.21	0.41
74:D8:64:ARG:HG3	74:D8:65:ARG:H	3.82	0.41
4:L2:170:ALA:CB	44:Q3:65:ALA:HB1	2.50	0.41
5:L3:255:TRP:CD1	5:L3:255:TRP:C	2.93	0.41
5:L3:252:ILE:HG13	5:L3:264:VAL:HG11	2.03	0.41
5:L3:385:LYS:HB2	5:L3:385:LYS:HE3	4.17	0.41
6:L4:305:ALA:HB2	1:5:1347:U:O2'	193.55	0.41
6:L4:52:VAL:HG22	1:5:346:C:OP1	115.55	0.41
8:L6:51:ARG:HD3	8:L6:51:ARG:HH11	1.75	0.41
10:L8:153:ILE:O	10:L8:179:ILE:HA	2.21	0.41
10:L8:81:THR:HG23	10:L8:82:LEU:H	4.56	0.41
11:L9:174:LYS:HG3	11:L9:175:PHE:CD2	3.52	0.41
13:M1:138:VAL:HG12	13:M1:146:GLY:O	2.21	0.41
13:M1:15:GLU:OE2	13:M1:132:ASN:ND2	3.25	0.41
14:M3:168:ARG:HG3	14:M3:168:ARG:HH11	1.86	0.41
15:M4:60:LEU:HA	15:M4:60:LEU:HD23	1.84	0.41
16:M5:55:ALA:O	1:5:149:U:H5'	99.59	0.41
17:M6:41:LEU:HD21	17:M6:80:PHE:CD1	3.33	0.41
18:M7:127:ARG:HB2	18:M7:127:ARG:NH1	2.34	0.41
1:1:618:C:H5'	18:M7:169:THR:HG23	2.02	0.41
18:M7:46:LYS:O	18:M7:50:GLN:HG3	2.64	0.41
18:M7:95:LEU:HA	18:M7:95:LEU:HD23	1.96	0.41
20:M9:126:GLU:HB3	20:M9:132:PHE:HE2	1.85	0.41
20:M9:47:ASN:OD1	20:M9:49:THR:HG23	7.39	0.41
24:N3:26:ALA:O	24:N3:115:THR:HG22	2.20	0.41
25:N4:25:ASP:OD2	25:N4:27:LYS:HB2	2.36	0.41
31:O0:98:SER:O	31:O0:100:ILE:HD12	2.21	0.41
31:O0:68:TYR:HD2	31:O0:69:TYR:N	4.28	0.41
34:O3:20:LYS:HB3	34:O3:20:LYS:HE2	1.73	0.41
40:O9:29:LEU:HA	40:O9:29:LEU:HD13	1.86	0.41
35:O4:10:ARG:HD2	40:O9:4:GLN:CD	3.26	0.41
41:Q0:106:ARG:HE	41:Q0:106:ARG:HB3	4.35	0.41
43:Q2:104:LEU:HA	43:Q2:105:GLN:OE1	5.86	0.41
43:Q2:10:THR:HA	43:Q2:20:HIS:CD2	2.67	0.41
44:Q3:55:TRP:CD1	44:Q3:66:GLY:HA3	2.56	0.41
46:S0:190:ASP:C	46:S0:192:THR:HG1	4.92	0.41
46:S0:203:PHE:HA	46:S0:203:PHE:HD2	1.71	0.41
46:S0:81:PHE:N	46:S0:81:PHE:CD1	3.00	0.41

Continued on next page...

Continued from previous page...

Atom-1	Atom-2	Interatomic distance (Å)	Clash overlap (Å)
45:2:1065:A:H4'	47:S1:205:PHE:CE2	2.56	0.41
49:S3:176:LEU:HG	49:S3:176:LEU:H	2.81	0.41
50:S4:103:TYR:CE2	50:S4:184:THR:HG22	2.56	0.41
50:S4:211:LYS:HA	50:S4:216:ASN:O	2.21	0.41
50:S4:21:ASP:N	50:S4:21:ASP:OD2	2.53	0.41
50:S4:260:GLY:N	50:S4:261:LEU:HA	5.18	0.41
51:S5:213:LYS:HA	51:S5:213:LYS:HD3	1.93	0.41
51:S5:215:ASP:O	51:S5:219:ARG:N	2.52	0.41
53:S7:177:THR:OG1	53:S7:178:GLY:N	2.53	0.41
54:S8:172:ARG:NE	54:S8:175:GLN:HG3	2.35	0.41
54:S8:195:ARG:H	54:S8:195:ARG:HG2	1.73	0.41
54:S8:64:ASN:O	54:S8:180:ASP:HA	2.55	0.41
55:S9:124:HIS:CE1	55:S9:128:LEU:HD21	2.56	0.41
55:S9:126:ARG:HD2	76:E0:33:ARG:NH1	2.36	0.41
79:SM:85:SER:C	79:SM:87:THR:H	2.24	0.41
1:1:1004:U:C4	1:1:1005:G:N7	2.89	0.41
1:1:1373:A:H8	1:1:1373:A:O5'	2.03	0.41
1:1:1522:U:H3'	26:N5:113:LEU:HD22	2.03	0.41
1:1:155:G:O4'	1:1:157:A:H1'	2.21	0.41
1:1:1637:A:N3	1:1:1709:C:O2'	2.54	0.41
1:1:1815:U:HO2'	1:1:1816:A:P	2.39	0.41
1:1:2268:U:O2'	1:1:2269:U:H5'	2.21	0.41
1:1:2898:G:P	11:L9:173:ARG:NH2	2.93	0.41
1:1:2138:A:P	85:1:3993:LLL:H33	2.44	0.41
1:1:737:G:H2'	1:1:738:A:C8	2.55	0.41
45:2:1002:G:C6	45:2:1003:A:N7	2.88	0.41
45:2:1120:U:H2'	45:2:1121:C:H6	1.86	0.41
45:2:1228:G:H5'	45:2:1229:G:N7	2.36	0.41
45:2:1640:C:H6	45:2:1640:C:O5'	2.04	0.41
45:2:1754:A:H3'	45:2:1755:A:C5'	2.50	0.41
45:2:347:G:N2	54:S8:14:THR:O	2.54	0.41
45:2:370:A:H2'	45:2:371:G:O4'	2.21	0.41
45:2:452:A:H3'	45:2:453:U:H5	1.82	0.41
45:2:609:U:C4	69:D3:26:GLU:HG3	2.56	0.41
45:2:75:U:H5"	45:2:75:U:C2	2.56	0.41
45:2:887:A:H2'	45:2:888:U:H6	1.86	0.41
23:N2:75:TYR:CE2	1:5:1687:U:H1'	167.13	0.41
1:5:1760:A:N6	1:5:1766:G:N1	2.69	0.41
1:5:2522:G:O2'	1:5:2523:A:H5'	2.20	0.41
1:5:2659:G:H2'	1:5:2660:G:C8	2.55	0.41
1:5:3112:G:C2	1:5:3121:U:C5	3.08	0.41

Continued on next page...

Continued from previous page...

Atom-1	Atom-2	Interatomic distance (Å)	Clash overlap (Å)
1:5:3163:A:O2'	1:5:3164:C:H5'	2.20	0.41
1:5:315:C:C4	1:5:316:U:C4	3.09	0.41
33:O2:14:THR:OG1	1:5:626:U:OP1	189.99	0.41
14:M3:171:ARG:NH1	1:5:770:G:OP2	147.71	0.41
1:5:885:U:H2'	1:5:886:C:H6	1.85	0.41
61:C5:100:LYS:HA	45:6:1211:A:H1'	373.71	0.41
45:6:1238:A:O2'	45:6:1239:U:OP1	2.36	0.41
45:6:1299:G:H2'	45:6:1300:A:C8	2.56	0.41
45:6:1494:C:H2'	45:6:1495:C:H6	1.86	0.41
45:6:46:A:N1	45:6:432:G:O2'	2.47	0.41
45:6:477:A:H2	45:6:511:A:H61	1.69	0.41
45:6:571:G:H5''	45:6:572:C:OP2	2.21	0.41
45:6:647:G:H1	45:6:687:G:H1	1.69	0.41
45:6:767:U:O2	45:6:767:U:O4'	2.38	0.41
2:7:85:G:H5''	87:7:304:HOH:O	2.21	0.41
3:8:82:U:C1'	3:8:87:G:H5'	2.51	0.41
56:C0:27:PHE:O	56:C0:29:GLN:N	3.46	0.41
58:C2:58:LEU:HG	58:C2:125:ASN:H	1.85	0.41
59:C3:83:GLU:HG3	59:C3:84:ILE:H	2.51	0.41
61:C5:52:LYS:N	61:C5:53:PRO:HD3	3.01	0.41
61:C5:86:VAL:O	61:C5:89:MET:HG2	4.07	0.41
64:C8:11:PHE:HE2	64:C8:13:HIS:CD2	5.70	0.41
65:C9:134:ARG:HD2	65:C9:135:ILE:HG23	2.03	0.41
67:D1:10:GLU:OE1	67:D1:11:LEU:HG	2.21	0.41
67:D1:5:LYS:N	67:D1:5:LYS:HD3	2.32	0.41
45:2:523:G:H5''	70:D4:59:GLY:O	2.21	0.41
75:D9:31:ILE:HD13	75:D9:31:ILE:HA	2.00	0.41
77:E1:132:LEU:HB2	77:E1:139:LEU:HD12	5.86	0.41
4:L2:202:VAL:HG13	4:L2:217:GLN:HG2	2.03	0.41
4:L2:201:GLY:O	4:L2:204:MET:HB2	3.47	0.41
4:L2:36:GLU:OE2	4:L2:90:ALA:HB1	2.20	0.41
4:L2:9:ARG:NH1	1:5:912:G:OP2	179.19	0.41
5:L3:315:GLY:HA2	1:5:3379:C:H4'	214.74	0.41
5:L3:81:THR:HG23	5:L3:81:THR:O	3.73	0.41
6:L4:8:VAL:HG21	6:L4:252:GLU:OE2	2.21	0.41
1:1:591:G:H1'	8:L6:19:LYS:HG3	2.03	0.41
11:L9:41:ILE:HD13	11:L9:41:ILE:HA	1.63	0.41
14:M3:46:ILE:O	14:M3:47:ALA:HB3	2.21	0.41
15:M4:113:THR:CG2	15:M4:116:GLU:H	2.33	0.41
16:M5:68:ARG:N	16:M5:126:THR:O	2.50	0.41
18:M7:138:LYS:HD2	18:M7:140:GLU:CD	2.41	0.41

Continued on next page...

Continued from previous page...

Atom-1	Atom-2	Interatomic distance (Å)	Clash overlap (Å)
18:M7:40:GLU:HB3	18:M7:43:LYS:HB2	2.03	0.41
21:N0:47:LYS:O	21:N0:48:LEU:HD23	2.20	0.41
22:N1:117:ALA:O	22:N1:121:ALA:N	2.93	0.41
24:N3:39:VAL:HG22	24:N3:52:ALA:HB2	2.31	0.41
29:N8:81:LEU:HA	29:N8:81:LEU:HD23	1.98	0.41
36:O5:38:ARG:HD2	36:O5:41:LEU:HD12	2.03	0.41
37:O6:94:ILE:HD12	37:O6:94:ILE:HA	1.68	0.41
41:Q0:127:LEU:HA	41:Q0:127:LEU:HD23	1.60	0.41
47:S1:134:VAL:HB	47:S1:218:LEU:HD22	2.02	0.41
47:S1:53:GLY:O	47:S1:54:LEU:HG	2.92	0.41
49:S3:51:ARG:HB3	49:S3:91:VAL:HG22	2.03	0.41
50:S4:180:LEU:HA	50:S4:180:LEU:HD22	3.07	0.41
45:2:448:C:OP1	50:S4:29:PRO:HD3	2.20	0.41
50:S4:6:LYS:HB2	50:S4:6:LYS:HE2	4.43	0.41
51:S5:59:VAL:O	51:S5:61:TYR:N	2.74	0.41
52:S6:158:ILE:HD12	52:S6:158:ILE:HA	1.79	0.41
53:S7:182:VAL:HG12	53:S7:183:PHE:N	2.36	0.41
79:SM:61:ILE:HG23	79:SM:62:ARG:N	4.97	0.41
78:SR:126:SER:HG	78:SR:128:ASP:CG	3.97	0.41
78:SR:86:ASP:OD1	78:SR:86:ASP:N	2.53	0.41
1:1:507:U:O2'	1:1:1166:G:H4'	2.21	0.40
1:1:1700:G:C6	1:1:1701:C:C4	3.09	0.40
1:1:195:U:H2'	1:1:196:G:C8	2.56	0.40
1:1:2115:G:H4'	20:M9:79:GLY:O	2.21	0.40
1:1:2234:G:H2'	1:1:2235:C:O4'	2.21	0.40
1:1:2762:A:H2'	1:1:2763:U:C6	2.56	0.40
1:1:3002:C:H1'	1:1:3147:G:N2	2.36	0.40
1:1:3029:A:C5	1:1:3030:G:H1'	2.56	0.40
1:1:343:U:C5	1:1:657:A:H1'	2.56	0.40
1:1:429:U:H4'	34:O3:88:ASN:O	2.21	0.40
1:1:727:G:N2	19:M8:141:ARG:HH11	2.18	0.40
1:1:900:G:C6	1:1:901:G:C5	3.09	0.40
45:2:1219:A:H3'	45:2:1220:C:C6	2.56	0.40
45:2:1591:C:H2'	45:2:1592:A:H8	1.86	0.40
45:2:1609:U:OP1	62:C6:76:SER:N	2.54	0.40
45:2:1153:G:N2	45:2:1626:U:O2	2.55	0.40
45:2:22:A:C6	45:2:604:A:C6	3.09	0.40
45:2:262:U:H2'	45:2:263:C:O4'	2.21	0.40
1:5:1135:A:C2	1:5:1136:A:C8	3.09	0.40
1:5:1618:G:H4'	3:8:129:C:H1'	2.01	0.40
1:5:1839:A:N6	1:5:1843:C:C2	2.89	0.40

Continued on next page...

Continued from previous page...

Atom-1	Atom-2	Interatomic distance (Å)	Clash overlap (Å)
1:5:194:U:H6	1:5:194:U:O5'	2.04	0.40
4:L2:241:ARG:HG2	1:5:2155:G:OP1	220.74	0.40
1:5:2540:A:H2'	1:5:2541:U:H5''	2.03	0.40
1:5:2729:U:H2'	1:5:2730:G:O4'	2.21	0.40
5:L3:9:PRO:HG2	1:5:3043:C:H5'	251.83	0.40
5:L3:154:TYR:CE1	1:5:3242:G:H5'	263.33	0.40
1:5:379:C:H2'	1:5:380:U:H6	1.86	0.40
1:5:511:G:N2	1:5:512:U:H1'	2.36	0.40
6:L4:312:VAL:HG21	1:5:610:G:C8	222.19	0.40
1:5:591:G:N2	1:5:612:U:OP1	2.40	0.40
1:5:716:A:O3'	1:5:718:G:N2	2.54	0.40
1:5:731:U:H2'	1:5:732:C:C6	2.55	0.40
1:5:901:G:H2'	1:5:902:G:C8	2.54	0.40
45:6:1492:A:N7	45:6:1493:A:C2	2.90	0.40
45:6:1587:A:O5'	45:6:1587:A:H8	2.03	0.40
54:S8:43:ILE:HB	45:6:260:U:H5	274.62	0.40
45:6:275:C:N4	45:6:276:C:N4	2.70	0.40
45:6:275:C:H2'	45:6:276:C:O4'	2.21	0.40
45:6:386:G:H2'	45:6:387:A:C8	2.55	0.40
45:6:427:C:C4	45:6:428:A:N7	2.89	0.40
45:6:647:G:H22	45:6:687:G:H1	1.70	0.40
45:6:889:U:H2'	45:6:890:C:O4'	2.21	0.40
60:C4:127:ARG:HD3	45:6:990:C:O2'	281.17	0.40
3:8:113:U:O2'	3:8:114:G:OP2	2.26	0.40
57:C1:35:TYR:CD2	57:C1:49:ILE:HG12	3.55	0.40
57:C1:40:LEU:HA	57:C1:40:LEU:HD12	1.89	0.40
58:C2:30:VAL:HB	58:C2:132:GLU:HG3	2.02	0.40
60:C4:28:VAL:CG1	60:C4:101:ALA:HB1	4.72	0.40
61:C5:87:PRO:HG3	61:C5:112:LEU:HD13	2.03	0.40
62:C6:82:ARG:HH22	62:C6:114:ARG:HG3	4.07	0.40
63:C7:74:GLN:HA	63:C7:77:GLU:HB2	2.02	0.40
64:C8:35:ILE:HG13	64:C8:35:ILE:H	1.71	0.40
65:C9:118:PRO:HD2	65:C9:123:ARG:NH2	2.36	0.40
65:C9:53:TRP:HA	65:C9:56:LYS:HB2	2.02	0.40
65:C9:65:ILE:HG12	65:C9:71:VAL:HG21	2.03	0.40
68:D2:5:SER:C	68:D2:7:LEU:H	3.21	0.40
71:D5:69:LEU:O	71:D5:70:LYS:HD3	2.21	0.40
75:D9:4:GLU:O	75:D9:6:VAL:HG22	5.82	0.40
4:L2:112:ILE:HD11	44:Q3:79:VAL:CG1	5.11	0.40
4:L2:54:ARG:HG2	4:L2:55:GLY:O	4.45	0.40
5:L3:361:THR:HG22	5:L3:371:GLN:HB3	2.03	0.40

Continued on next page...

Continued from previous page...

Atom-1	Atom-2	Interatomic distance (Å)	Clash overlap (Å)
6:L4:152:VAL:HG11	6:L4:156:LEU:HD12	2.03	0.40
6:L4:180:LYS:HE3	6:L4:180:LYS:HB3	2.76	0.40
6:L4:74:ILE:HD11	6:L4:76:ARG:NH2	2.37	0.40
7:L5:15:ARG:HH11	7:L5:15:ARG:HD3	1.92	0.40
7:L5:287:ALA:HA	7:L5:290:ILE:HB	4.32	0.40
8:L6:40:LEU:HD13	8:L6:84:VAL:HG21	2.02	0.40
8:L6:52:VAL:HG11	8:L6:65:ILE:HD12	2.02	0.40
9:L7:232:ARG:HD2	9:L7:236:ILE:HA	2.03	0.40
1:1:597:G:O5'	9:L7:41:ARG:HD2	2.20	0.40
10:L8:178:ALA:HB2	10:L8:218:ILE:CG2	2.64	0.40
11:L9:72:LYS:HG3	11:L9:76:ASP:OD2	2.21	0.40
13:M1:112:LEU:N	13:M1:112:LEU:HD13	2.36	0.40
14:M3:67:ARG:HG3	14:M3:68:LYS:HG2	2.02	0.40
16:M5:66:VAL:O	16:M5:127:TYR:HA	2.20	0.40
16:M5:140:LYS:HD3	16:M5:143:ARG:HD3	2.11	0.40
18:M7:54:HIS:HA	18:M7:83:TRP:CD1	2.56	0.40
19:M8:150:VAL:HA	19:M8:153:PHE:CD1	2.72	0.40
21:N0:44:PHE:O	21:N0:47:LYS:N	2.52	0.40
21:N0:6:GLU:OE1	21:N0:99:ARG:NH2	2.47	0.40
23:N2:33:TYR:O	23:N2:37:LEU:HD12	2.22	0.40
27:N6:126:LEU:HD22	27:N6:127:GLU:OE1	9.37	0.40
1:1:1739:U:O2	35:O4:41:ARG:NH1	2.54	0.40
36:O5:119:LYS:O	36:O5:119:LYS:HG3	2.21	0.40
36:O5:21:LEU:O	36:O5:24:LEU:N	2.92	0.40
36:O5:35:LYS:HE2	3:8:49:G:H4'	57.23	0.40
39:O8:42:LYS:HB2	39:O8:42:LYS:HE3	1.92	0.40
43:Q2:63:LYS:HD2	43:Q2:87:ARG:CZ	2.51	0.40
1:1:1927:G:OP1	44:Q3:8:VAL:HG22	2.21	0.40
47:S1:126:THR:HG22	47:S1:136:ARG:HE	3.05	0.40
49:S3:56:GLN:O	49:S3:60:GLY:N	2.79	0.40
50:S4:11:ARG:HH11	50:S4:20:LEU:CD2	3.40	0.40
52:S6:118:GLU:HG2	52:S6:118:GLU:H	1.70	0.40
53:S7:31:SER:HB3	53:S7:32:PRO:HD3	2.02	0.40
54:S8:138:ASN:O	54:S8:141:ARG:HB2	2.20	0.40
1:1:1504:A:N7	1:1:1505:C:C5	2.90	0.40
1:1:1507:G:H4'	87:1:4123:HOH:O	2.21	0.40
1:1:1618:G:H2'	1:1:1619:A:O4'	2.21	0.40
1:1:1791:C:H2'	1:1:1792:C:C6	2.56	0.40
1:1:2154:U:H4'	4:L2:240:ALA:CB	2.51	0.40
1:1:2672:G:O6	1:1:2673:A:N6	2.54	0.40
1:1:2746:A:H2	7:L5:146:LEU:HB3	1.86	0.40

Continued on next page...

Continued from previous page...

Atom-1	Atom-2	Interatomic distance (Å)	Clash overlap (Å)
1:1:2916:U:H1'	24:N3:44:SER:CB	2.51	0.40
1:1:3019:U:C4	1:1:3020:U:C4	3.09	0.40
1:1:3106:A:H61	1:1:3128:G:H1'	1.86	0.40
1:1:3173:G:N3	1:1:3173:G:H2'	2.35	0.40
1:1:3353:G:O2'	1:1:3354:U:OP1	2.39	0.40
1:1:434:U:H2'	1:1:435:C:C6	2.56	0.40
1:1:709:A:N3	1:1:2787:G:O2'	2.44	0.40
1:1:739:G:C2	1:1:740:G:C8	3.09	0.40
45:2:1363:U:H3'	45:2:1364:G:C8	2.55	0.40
45:2:1429:G:H2'	45:2:1430:U:C6	2.56	0.40
45:2:239:C:H2'	45:2:240:U:OP1	2.21	0.40
45:2:450:U:H2'	45:2:451:A:C8	2.56	0.40
45:2:476:U:H5'	45:2:477:A:O4'	2.21	0.40
45:2:901:G:N1	45:2:902:G:O6	2.54	0.40
1:5:109:A:N3	1:5:110:G:H1'	2.35	0.40
1:5:1129:A:N3	1:5:2826:U:O2'	2.51	0.40
1:5:122:A:O4'	1:5:123:A:C2	2.74	0.40
1:5:1764:U:C6	1:5:1765:U:H1'	2.55	0.40
1:5:1819:U:H2'	1:5:1820:U:H5'	2.01	0.40
1:5:186:U:C2	1:5:231:G:N2	2.89	0.40
1:5:2167:A:O2'	1:5:2168:A:H5'	2.20	0.40
1:5:212:G:C6	1:5:222:A:C5	3.09	0.40
1:5:2194:G:H1'	1:5:2274:U:O2	2.21	0.40
1:5:2278:C:C2	1:5:2307:G:N2	2.90	0.40
1:5:2571:U:C4	1:5:2572:C:N4	2.89	0.40
1:5:2581:U:O2'	1:5:2582:C:H5'	2.22	0.40
1:5:288:C:H2'	1:5:289:A:C8	2.56	0.40
1:5:2908:G:H2'	1:5:2909:U:H6	1.86	0.40
1:5:3192:U:H2'	1:5:3193:C:C6	2.56	0.40
16:M5:96:ARG:HD2	1:5:31:C:H5'	121.18	0.40
21:N0:71:LYS:NZ	1:5:562:C:O3'	342.69	0.40
1:5:668:G:C5	1:5:795:G:C2	3.08	0.40
1:5:708:G:N2	1:5:711:A:OP2	2.48	0.40
19:M8:43:PRO:HG2	1:5:729:C:P	193.16	0.40
1:5:766:U:H4'	1:5:767:U:O5'	2.20	0.40
19:M8:151:ARG:HD2	1:5:781:G:OP1	160.84	0.40
1:5:841:A:OP2	85:5:4173:LLL:H13	2.21	0.40
45:6:1231:U:O5'	45:6:1259:U:H1'	2.21	0.40
77:E1:95:HIS:ND1	45:6:1248:C:OP2	416.04	0.40
45:6:1608:U:H2'	45:6:1609:U:C6	2.57	0.40
45:6:1667:A:H2'	45:6:1668:G:O4'	2.21	0.40

Continued on next page...

Continued from previous page...

Atom-1	Atom-2	Interatomic distance (Å)	Clash overlap (Å)
45:6:54:C:O2'	45:6:459:G:N7	2.38	0.40
45:6:831:U:O2'	45:6:832:U:O5'	2.29	0.40
45:6:892:A:H2'	45:6:893:U:C6	2.56	0.40
45:6:93:A:H4'	45:6:94:U:OP2	2.21	0.40
45:6:964:U:O4'	45:6:965:U:C2	2.74	0.40
26:N5:42:ARG:HH12	3:8:137:C:C5'	99.45	0.40
3:8:83:C:H4'	3:8:85:G:N2	2.36	0.40
45:2:1553:G:O6	61:C5:43:ARG:HD3	2.21	0.40
67:D1:55:LEU:HD11	67:D1:69:LEU:HG	2.03	0.40
72:D6:87:ARG:NH2	72:D6:94:ASN:H	2.89	0.40
74:D8:8:THR:HG21	74:D8:56:LEU:HD12	2.04	0.40
5:L3:41:VAL:HG12	5:L3:185:GLY:O	3.33	0.40
5:L3:238:LEU:HB2	5:L3:246:LEU:O	2.21	0.40
8:L6:129:GLU:HG2	8:L6:130:ILE:H	1.86	0.40
11:L9:91:ARG:HG3	11:L9:91:ARG:NH2	2.36	0.40
13:M1:140:ARG:N	13:M1:140:ARG:HD2	2.36	0.40
15:M4:85:TRP:NE1	15:M4:90:VAL:HB	2.35	0.40
16:M5:148:TYR:O	16:M5:151:ILE:HG22	4.28	0.40
16:M5:99:ARG:HB2	16:M5:130:PHE:CE1	2.56	0.40
19:M8:111:ARG:HB2	19:M8:121:CYS:SG	2.84	0.40
19:M8:116:LYS:O	19:M8:118:GLY:N	3.66	0.40
22:N1:6:GLY:O	22:N1:9:SER:HB2	2.72	0.40
25:N4:37:ALA:O	25:N4:41:LYS:HG3	2.42	0.40
28:N7:24:VAL:HG13	28:N7:130:PHE:CE2	2.56	0.40
29:N8:25:HIS:CD2	29:N8:25:HIS:C	4.10	0.40
31:O0:34:LEU:HD12	31:O0:39:SER:HB3	2.03	0.40
1:1:430:U:H4'	34:O3:67:MET:HE1	2.03	0.40
35:O4:30:LEU:HA	35:O4:30:LEU:HD23	1.84	0.40
38:O7:11:ARG:HB3	1:5:817:A:N3	142.75	0.40
46:S0:73:VAL:HG13	46:S0:120:LEU:HD23	2.90	0.40
47:S1:141:ALA:HA	47:S1:209:ASN:O	5.37	0.40
47:S1:58:SER:HA	47:S1:61:LEU:HB2	7.85	0.40
48:S2:161:LYS:HG3	48:S2:166:THR:HG22	2.28	0.40
49:S3:21:LEU:HD22	49:S3:25:PHE:CE2	2.56	0.40
50:S4:14:ALA:HB2	50:S4:28:ALA:HB2	2.03	0.40
51:S5:177:ILE:O	51:S5:181:GLU:HB2	2.39	0.40
51:S5:142:PRO:HA	51:S5:218:GLU:OE2	2.21	0.40
52:S6:164:LYS:HD2	52:S6:167:LYS:HG3	5.91	0.40
53:S7:132:PRO:O	53:S7:133:THR:OG1	4.55	0.40
53:S7:28:GLU:HG2	53:S7:38:LEU:HD12	4.00	0.40
55:S9:49:LEU:O	55:S9:53:ARG:HG3	2.78	0.40

Continued on next page...

Continued from previous page...

Atom-1	Atom-2	Interatomic distance (Å)	Clash overlap (Å)
78:SR:205:SER:CB	78:SR:210:LEU:HB2	2.67	0.40
78:SR:273:ASP:OD2	78:SR:275:ARG:NH2	2.54	0.40
1:1:1359:C:H2'	1:1:1360:C:C6	2.57	0.40
1:1:139:G:H2'	1:1:140:C:O4'	2.22	0.40
1:1:13:A:H8	1:1:13:A:C5'	2.35	0.40
1:1:1449:A:H2'	1:1:1450:G:O4'	2.22	0.40
1:1:1472:U:H5'	20:M9:4:LEU:HB2	2.04	0.40
1:1:1483:G:O6	35:O4:4:ARG:NH2	2.54	0.40
1:1:1593:A:OP1	35:O4:60:ARG:NH1	2.44	0.40
1:1:1633:C:C5	28:N7:17:ARG:NH2	2.90	0.40
1:1:1815:U:H1'	1:1:1816:A:O5'	2.22	0.40
1:1:2189:U:H2'	1:1:2190:U:H5'	2.02	0.40
1:1:2874:G:C6	1:1:2945:G:C8	3.09	0.40
1:1:1869:C:H4'	1:1:3077:A:O2'	2.21	0.40
1:1:2912:G:O4'	1:1:3131:U:H5'	2.21	0.40
1:1:3169:U:H2'	1:1:3170:A:O4'	2.21	0.40
1:1:348:A:N3	1:1:352:A:O2'	2.54	0.40
45:2:1089:U:H2'	45:2:1090:C:C6	2.57	0.40
45:2:1325:A:H2'	45:2:1326:A:H8	1.85	0.40
45:2:1389:C:O2	45:2:1390:U:H4'	2.21	0.40
45:2:153:G:O2'	52:S6:108:VAL:HG21	2.21	0.40
45:2:610:G:H2'	45:2:610:G:N3	2.35	0.40
45:2:865:A:C6	45:2:866:G:C5	3.10	0.40
45:2:928:U:H4'	60:C4:124:ASP:OD1	2.22	0.40
1:5:1084:A:OP2	1:5:1084:A:H8	2.04	0.40
1:5:1104:G:O5'	1:5:1104:G:C8	2.74	0.40
1:5:1617:G:H2'	1:5:1618:G:O4'	2.22	0.40
1:5:1675:G:H2'	1:5:1676:A:H8	1.86	0.40
26:N5:42:ARG:HG2	1:5:16:A:P	97.70	0.40
1:5:1759:C:N4	1:5:1760:A:H62	2.20	0.40
1:5:2100:A:N3	1:5:2100:A:H5''	2.36	0.40
1:5:2423:U:H2'	1:5:2424:A:C8	2.56	0.40
1:5:2582:C:H2'	1:5:2583:C:C6	2.56	0.40
16:M5:150:TRP:CE3	1:5:321:C:H5''	86.40	0.40
1:5:3332:U:C5	1:5:3333:G:C6	3.09	0.40
1:5:957:C:H2'	1:5:958:C:O4'	2.22	0.40
1:5:958:C:OP1	1:5:2799:A:H3'	2.20	0.40
45:6:1028:C:C4	45:6:1030:A:H1'	2.57	0.40
45:6:1202:A:H1'	45:6:1207:C:N4	2.36	0.40
45:6:1212:G:C2	45:6:1213:G:C8	3.10	0.40
45:6:1425:A:O5'	45:6:1425:A:H8	2.05	0.40

Continued on next page...

Continued from previous page...

Atom-1	Atom-2	Interatomic distance (Å)	Clash overlap (Å)
45:6:20:G:H5'	45:6:571:G:C8	2.57	0.40
45:6:452:A:H3'	45:6:453:U:C6	2.56	0.40
79:SM:108:GLN:HG3	45:6:558:U:O4	398.10	0.40
45:6:635:A:C8	45:6:863:A:N6	2.89	0.40
45:6:875:G:H4'	45:6:936:G:O2'	2.21	0.40
36:O5:81:ARG:HD3	3:8:38:U:C4	69.13	0.40
3:8:87:G:O2'	3:8:88:A:OP2	2.31	0.40
57:C1:10:GLU:HG2	45:6:327:U:O2'	270.64	0.40
57:C1:6:THR:C	57:C1:8:GLN:N	2.72	0.40
57:C1:80:MET:HE3	57:C1:83:THR:HG23	2.34	0.40
58:C2:48:SER:O	58:C2:52:LEU:N	3.08	0.40
60:C4:42:VAL:HG23	60:C4:46:MET:SD	5.87	0.40
45:2:1167:G:N2	62:C6:139:GLN:OE1	2.49	0.40
63:C7:32:LYS:HG3	63:C7:47:ARG:CD	2.87	0.40
64:C8:108:LYS:HA	64:C8:108:LYS:HD2	1.69	0.40
64:C8:53:ASP:O	64:C8:56:LYS:HB2	2.71	0.40
68:D2:53:ILE:CD1	73:D7:24:LEU:HD11	5.54	0.40
70:D4:112:LYS:O	70:D4:116:LYS:HG3	2.22	0.40
70:D4:8:ARG:CZ	70:D4:28:LEU:HD11	3.52	0.40
5:L3:139:GLN:H	5:L3:139:GLN:HG3	1.64	0.40
5:L3:166:ILE:HD11	5:L3:173:GLN:HB3	2.11	0.40
5:L3:56:ILE:HG22	5:L3:74:GLU:HB2	2.88	0.40
6:L4:187:LEU:HD23	6:L4:198:ARG:O	2.46	0.40
6:L4:308:LYS:HD3	1:5:609:G:C6	225.66	0.40
7:L5:226:TYR:HB3	7:L5:231:ILE:O	2.21	0.40
8:L6:166:LYS:N	8:L6:169:ASP:OD2	3.35	0.40
8:L6:55:LEU:HD12	8:L6:64:LEU:HD12	2.02	0.40
8:L6:37:GLY:O	8:L6:90:LYS:HA	2.21	0.40
8:L6:38:THR:HA	8:L6:90:LYS:HB2	3.97	0.40
9:L7:45:LEU:HD22	9:L7:45:LEU:HA	3.92	0.40
12:M0:140:THR:OG1	12:M0:141:LYS:N	2.54	0.40
12:M0:201:SER:OG	12:M0:203:LYS:O	2.23	0.40
12:M0:75:TYR:CZ	12:M0:79:VAL:HG21	2.74	0.40
13:M1:166:LYS:C	13:M1:168:ASP:H	2.57	0.40
13:M1:171:VAL:HG13	13:M1:172:LEU:H	1.86	0.40
14:M3:57:VAL:HG12	14:M3:112:ASN:OD1	6.00	0.40
15:M4:94:TRP:CE2	15:M4:100:ALA:HB2	2.56	0.40
16:M5:159:ARG:HG2	16:M5:159:ARG:H	1.75	0.40
18:M7:88:VAL:O	18:M7:92:GLN:HG2	2.21	0.40
19:M8:86:THR:HA	19:M8:105:ARG:O	2.22	0.40
19:M8:80:THR:HG23	19:M8:137:THR:HG22	4.62	0.40

Continued on next page...

Continued from previous page...

Atom-1	Atom-2	Interatomic distance (Å)	Clash overlap (Å)
20:M9:176:ARG:HG3	45:2:853:G:OP1	2.21	0.40
20:M9:178:ALA:O	20:M9:181:ARG:NH1	2.54	0.40
20:M9:42:ARG:HH22	1:5:1601:U:P	102.63	0.40
20:M9:68:GLN:O	20:M9:71:ARG:HG2	2.20	0.40
21:N0:107:TYR:CZ	21:N0:118:PHE:CE1	3.51	0.40
22:N1:124:VAL:O	22:N1:125:ALA:HB3	2.20	0.40
24:N3:11:PHE:HB2	24:N3:88:ARG:HH12	3.17	0.40
25:N4:85:ALA:HB2	52:S6:158:ILE:HG23	4.64	0.40
32:O1:29:ALA:HB2	32:O1:64:VAL:HA	2.51	0.40
33:O2:105:ARG:NH1	33:O2:125:ARG:HD3	4.66	0.40
37:O6:26:ILE:HG12	1:5:157:A:C8	83.50	0.40
37:O6:33:ALA:HB1	37:O6:38:LYS:HE3	2.04	0.40
42:Q1:12:ARG:HG2	87:Q1:201:HOH:O	2.20	0.40
46:S0:26:ALA:O	46:S0:46:HIS:HB2	3.48	0.40
47:S1:48:VAL:HG12	47:S1:49:ASN:N	2.36	0.40
47:S1:52:THR:HG23	47:S1:53:GLY:O	5.75	0.40
47:S1:96:LEU:O	47:S1:96:LEU:HD22	2.22	0.40
48:S2:137:ILE:HG13	48:S2:138:PRO:HD2	3.95	0.40
48:S2:177:GLY:HA2	48:S2:194:GLU:O	2.21	0.40
48:S2:73:LEU:O	48:S2:76:LEU:HD22	3.49	0.40
50:S4:94:ALA:C	50:S4:96:ASN:H	2.25	0.40
51:S5:116:HIS:O	51:S5:120:ILE:HG13	2.33	0.40
51:S5:130:ILE:HD13	51:S5:130:ILE:HG21	2.62	0.40
51:S5:217:LEU:O	51:S5:220:VAL:HG12	4.80	0.40
51:S5:76:ARG:HD3	51:S5:76:ARG:HA	1.78	0.40
52:S6:58:LYS:HG3	52:S6:105:ASP:O	2.21	0.40
52:S6:10:ASN:O	52:S6:129:VAL:HG22	2.20	0.40
53:S7:62:VAL:HG12	53:S7:64:VAL:H	1.86	0.40
78:SR:165:ASP:O	78:SR:166:SER:HB3	4.22	0.40
78:SR:21:THR:HA	78:SR:290:VAL:HG23	2.03	0.40
78:SR:315:VAL:O	78:SR:316:MET:HG3	4.86	0.40
63:C7:27:ASP:CG	78:SR:38:ARG:HH12	2.52	0.40
78:SR:84:SER:OG	78:SR:85:TRP:N	2.53	0.40
1:1:1718:G:C2	1:1:1727:G:N1	2.90	0.40
1:1:2586:G:N7	10:L8:241:LYS:HB2	2.37	0.40
1:1:2778:G:H2'	1:1:2778:G:N3	2.36	0.40
1:1:2854:U:O3'	12:M0:160:PRO:HB3	2.21	0.40
1:1:3101:G:N2	1:1:3102:G:H1'	2.36	0.40
1:1:3173:G:C2	34:O3:96:ALA:HB2	2.56	0.40
1:1:3306:U:H2'	1:1:3307:A:H5''	2.02	0.40
1:1:379:C:H2'	1:1:380:U:C6	2.56	0.40

Continued on next page...

Continued from previous page...

Atom-1	Atom-2	Interatomic distance (Å)	Clash overlap (Å)
1:1:690:A:H5'	1:1:692:A:N6	2.37	0.40
1:1:817:A:H2'	1:1:920:A:C2	2.56	0.40
45:2:1142:A:H2'	45:2:1143:A:H8	1.86	0.40
45:2:1319:A:H2'	45:2:1320:U:O4'	2.20	0.40
45:2:1357:A:N6	45:2:1358:G:O6	2.55	0.40
45:2:574:G:O6	69:D3:65:ASN:ND2	2.52	0.40
45:2:869:A:H2'	45:2:870:C:O4'	2.21	0.40
1:5:1088:U:H2'	1:5:1089:G:C8	2.55	0.40
1:5:1069:C:H42	1:5:1089:G:H1	1.68	0.40
1:5:1276:U:H2'	1:5:1277:C:C6	2.57	0.40
1:5:1688:U:H2'	1:5:1689:U:C6	2.56	0.40
1:5:189:G:O3'	1:5:190:U:H4'	2.22	0.40
1:5:2117:A:H3'	1:5:2118:C:C6	2.56	0.40
1:5:2194:G:C6	1:5:2195:C:N4	2.89	0.40
10:L8:241:LYS:HB2	1:5:2586:G:N7	183.57	0.40
1:5:2694:A:C6	1:5:2695:A:C6	3.09	0.40
1:5:2846:U:O4'	1:5:2849:C:N4	2.55	0.40
1:5:3354:U:H4'	1:5:3355:U:O5'	2.22	0.40
1:5:353:G:O2'	1:5:354:U:OP2	2.37	0.40
1:5:33:G:N1	1:5:50:U:OP2	2.47	0.40
1:5:541:U:H2'	1:5:542:G:H8	1.85	0.40
1:5:592:A:H2'	1:5:593:C:H6	1.87	0.40
1:5:93:C:OP2	1:5:2764:C:O2'	2.32	0.40
45:6:1477:G:H2'	45:6:1478:G:C8	2.57	0.40
45:6:1:U:H5''	45:6:2:A:OP1	2.20	0.40
45:6:319:U:O4'	45:6:319:U:O2	2.39	0.40
45:6:582:U:H5'	45:6:582:U:H6	1.86	0.40
45:6:938:G:N2	45:6:942:G:C4	2.89	0.40
2:7:2:G:N7	85:7:233:LLL:H931	2.37	0.40
85:8:222:LLL:H611	85:8:222:LLL:H11	1.84	0.40
3:8:9:A:H2'	3:8:10:A:H8	1.85	0.40
61:C5:40:ARG:HD3	61:C5:115:TYR:OH	2.22	0.40
62:C6:53:LEU:HG	62:C6:53:LEU:H	1.59	0.40
64:C8:29:VAL:O	64:C8:43:SER:OG	2.23	0.40
67:D1:30:ALA:O	67:D1:60:ARG:HD3	3.84	0.40
68:D2:125:ILE:HG12	68:D2:126:LEU:H	1.99	0.40
68:D2:75:ILE:HG13	68:D2:125:ILE:HD13	2.03	0.40
69:D3:33:LEU:HD23	69:D3:33:LEU:HA	3.29	0.40
69:D3:3:LYS:O	69:D3:5:LYS:N	2.55	0.40
69:D3:52:ILE:HG23	69:D3:99:ASN:HA	3.02	0.40
74:D8:33:LEU:HA	74:D8:33:LEU:HD22	2.14	0.40

Continued on next page...

Continued from previous page...

Atom-1	Atom-2	Interatomic distance (Å)	Clash overlap (Å)
74:D8:42:ARG:HE	74:D8:42:ARG:HB3	1.77	0.40
4:L2:238:ILE:HG23	4:L2:238:ILE:HD12	3.77	0.40
5:L3:293:ASN:HB2	5:L3:304:THR:HA	2.03	0.40
6:L4:99:MET:CE	6:L4:103:THR:H	3.25	0.40
6:L4:145:ILE:HB	6:L4:146:PRO:HD2	2.03	0.40
6:L4:346:LYS:HE3	6:L4:347:THR:O	7.73	0.40
6:L4:6:VAL:HG21	6:L4:255:PHE:CZ	2.56	0.40
7:L5:35:ARG:HB3	1:5:2748:A:C2	255.02	0.40
8:L6:89:THR:HG21	15:M4:115:PHE:CB	2.53	0.40
10:L8:149:LYS:O	10:L8:176:PRO:HG2	2.27	0.40
11:L9:101:VAL:HG12	11:L9:136:PHE:CE1	2.50	0.40
11:L9:13:PRO:HG2	11:L9:16:VAL:HG21	2.40	0.40
11:L9:67:ALA:HA	11:L9:70:THR:CG2	2.52	0.40
14:M3:185:LYS:HD2	1:5:2781:U:O2'	151.63	0.40
15:M4:68:LEU:HD11	15:M4:94:TRP:HA	2.03	0.40
16:M5:116:LEU:HB2	16:M5:135:VAL:HG23	2.30	0.40
18:M7:78:VAL:HG12	18:M7:79:THR:N	2.36	0.40
20:M9:168:ALA:O	20:M9:172:ARG:HB2	3.34	0.40
22:N1:14:MET:HG2	22:N1:15:PHE:CD2	3.55	0.40
24:N3:33:ASN:HB2	24:N3:64:LYS:H	5.22	0.40
26:N5:110:VAL:HG13	26:N5:124:VAL:HG22	3.04	0.40
26:N5:82:LEU:HD21	26:N5:135:ILE:HG23	2.42	0.40
27:N6:75:ARG:HD2	3:8:73:U:P	48.80	0.40
27:N6:71:SER:HB3	27:N6:83:ASP:CB	2.52	0.40
31:O0:40:LYS:HD3	31:O0:93:LEU:O	2.22	0.40
34:O3:102:LEU:HA	34:O3:102:LEU:HD23	1.94	0.40
35:O4:20:ILE:HD13	35:O4:34:HIS:HA	2.04	0.40
35:O4:85:VAL:O	35:O4:88:ARG:N	2.84	0.40
43:Q2:71:ARG:HH12	43:Q2:80:ARG:HD2	4.66	0.40
43:Q2:8:ARG:HH22	43:Q2:70:LEU:HD12	3.83	0.40
46:S0:107:PHE:HB2	46:S0:135:GLU:HB3	2.02	0.40
46:S0:179:ARG:HD2	46:S0:180:GLU:OE1	2.94	0.40
45:2:1326:A:O3'	49:S3:156:PHE:HE1	2.05	0.40
49:S3:34:TYR:CE2	49:S3:37:VAL:HG13	2.57	0.40
50:S4:157:ASN:OD1	50:S4:222:LEU:HD11	4.81	0.40
52:S6:31:ARG:CZ	52:S6:31:ARG:HB3	5.07	0.40
52:S6:78:THR:HG22	52:S6:79:LYS:H	1.86	0.40
53:S7:102:PRO:HD3	53:S7:112:ARG:CD	3.63	0.40
53:S7:104:ARG:HG2	53:S7:104:ARG:H	1.71	0.40
53:S7:48:GLU:HG2	53:S7:58:LEU:HD21	3.94	0.40
54:S8:102:VAL:H	54:S8:102:VAL:HG13	2.51	0.40

Continued on next page...

Continued from previous page...

Atom-1	Atom-2	Interatomic distance (Å)	Clash overlap (Å)
45:2:331:A:P	54:S8:56:ARG:HH21	2.43	0.40
55:S9:171:ARG:HH12	55:S9:174:ARG:HG2	1.86	0.40
79:SM:126:ASP:O	79:SM:130:GLU:N	3.60	0.40
78:SR:114:ASP:HB3	78:SR:156:VAL:HG23	2.03	0.40
78:SR:19:TRP:CD2	78:SR:306:THR:HG22	2.67	0.40
78:SR:317:THR:HG22	78:SR:318:ALA:H	1.87	0.40
1:1:1313:G:H2'	1:1:1314:C:H6	1.87	0.40
1:1:1638:A:OP2	28:N7:16:GLY:HA2	2.22	0.40
1:1:1759:C:H3'	1:1:1760:A:H5''	2.03	0.40
1:1:1821:U:O2	35:O4:67:LYS:HB2	2.22	0.40
1:1:2144:A:C4	1:1:2281:A:C6	3.10	0.40
1:1:2189:U:C2'	1:1:2190:U:H5'	2.51	0.40
1:1:2514:U:OP2	1:1:2586:G:N1	2.54	0.40
1:1:2525:G:H4'	10:L8:49:TYR:OH	2.21	0.40
1:1:2563:G:O2'	10:L8:29:SER:HB2	2.21	0.40
1:1:2961:G:H2'	1:1:2962:U:C6	2.57	0.40
1:1:2997:G:H1'	1:1:3395:G:O3'	2.21	0.40
1:1:713:U:H2'	1:1:714:G:O4'	2.21	0.40
45:2:1085:G:H2'	45:2:1087:A:OP2	2.21	0.40
45:2:1315:U:H2'	45:2:1316:G:O4'	2.22	0.40
45:2:1584:G:N2	45:2:1611:A:OP2	2.41	0.40
45:2:231:U:H2'	45:2:233:C:C5	2.56	0.40
45:2:412:A:H2	45:2:421:A:N1	2.19	0.40
45:2:542:A:H8	45:2:543:C:H2'	1.82	0.40
45:2:698:U:H6	45:2:698:U:OP1	2.04	0.40
45:2:760:A:N6	45:2:761:G:C2	2.89	0.40
45:2:978:A:H2'	45:2:979:A:O4'	2.21	0.40
2:3:79:A:C2	2:3:102:A:C4	3.10	0.40
1:5:109:A:H4'	1:5:110:G:OP1	2.22	0.40
1:5:1440:G:H2'	1:5:1441:G:O4'	2.21	0.40
1:5:1618:G:H4'	3:8:129:C:C1'	2.51	0.40
1:5:1799:A:O5'	1:5:1799:A:H8	2.05	0.40
1:5:2627:C:O2	1:5:2797:C:H4'	2.21	0.40
1:5:2945:G:O2'	1:5:2948:C:OP2	2.27	0.40
1:5:3037:U:H2'	1:5:3038:U:H6	1.87	0.40
1:5:728:G:C6	1:5:729:C:C4	3.09	0.40
14:M3:58:VAL:HG22	1:5:75:G:OP1	84.79	0.40
1:5:796:U:H2'	1:5:797:U:C6	2.54	0.40
1:5:856:G:C6	1:5:857:G:N1	2.90	0.40
1:5:915:A:H2'	1:5:915:A:N3	2.37	0.40
45:6:105:A:H2'	45:6:106:U:O4'	2.22	0.40

Continued on next page...

Continued from previous page...

Atom-1	Atom-2	Interatomic distance (Å)	Clash overlap (Å)
45:6:143:G:H5''	45:6:144:U:OP2	2.21	0.40
45:6:281:G:H2'	45:6:282:C:H6	1.86	0.40
45:6:271:A:H1'	45:6:285:G:N2	2.37	0.40
2:7:64:A:C5'	2:7:65:G:H5''	2.52	0.40
2:7:70:U:H2'	2:7:71:G:H8	1.86	0.40
45:2:868:G:OP1	59:C3:121:ARG:NH1	2.54	0.40
62:C6:106:LYS:HB3	62:C6:106:LYS:HE2	1.90	0.40
62:C6:22:VAL:HA	62:C6:64:ASP:O	2.48	0.40
66:D0:72:ASN:ND2	66:D0:74:GLU:H	4.32	0.40
66:D0:95:ALA:HB1	66:D0:99:ILE:CG2	2.50	0.40
68:D2:94:LEU:HA	68:D2:95:PRO:HD3	1.97	0.40
70:D4:51:GLU:HG3	70:D4:52:LYS:N	2.36	0.40
70:D4:56:SER:N	70:D4:74:LEU:O	2.39	0.40
71:D5:41:ILE:HG13	71:D5:42:LEU:H	1.87	0.40
71:D5:70:LYS:HB3	71:D5:71:ILE:HD12	2.03	0.40
5:L3:230:THR:HB	5:L3:247:ARG:HG2	2.03	0.40
6:L4:265:GLU:OE2	6:L4:266:THR:HG23	2.22	0.40
6:L4:327:LEU:O	6:L4:328:ASN:C	2.59	0.40
6:L4:39:PHE:CG	6:L4:242:ALA:HB2	2.56	0.40
8:L6:68:PRO:HB2	8:L6:71:VAL:HG23	2.04	0.40
9:L7:156:ILE:O	9:L7:159:GLN:HB2	2.22	0.40
9:L7:156:ILE:O	9:L7:159:GLN:N	3.93	0.40
9:L7:153:PHE:CD1	9:L7:160:ARG:HG2	2.96	0.40
9:L7:31:ALA:HA	9:L7:34:LYS:HB2	2.17	0.40
10:L8:186:LEU:HA	10:L8:186:LEU:HD23	1.87	0.40
11:L9:90:MET:HB2	11:L9:144:ILE:CG2	4.50	0.40
12:M0:176:LEU:HD13	12:M0:181:TYR:HB2	3.79	0.40
14:M3:152:THR:O	14:M3:153:ASP:HB2	2.90	0.40
18:M7:4:TYR:OH	18:M7:18:ARG:HG3	2.22	0.40
19:M8:44:PHE:CD1	19:M8:139:ILE:HD11	2.64	0.40
19:M8:57:ILE:HG21	19:M8:57:ILE:HD13	1.76	0.40
24:N3:34:LEU:HA	24:N3:34:LEU:HD23	1.92	0.40
24:N3:86:ARG:HG2	24:N3:87:ARG:N	2.37	0.40
25:N4:13:ILE:HG12	25:N4:32:GLN:HA	2.03	0.40
29:N8:70:LYS:HD3	29:N8:111:LYS:HD2	2.38	0.40
29:N8:67:HIS:HB2	29:N8:68:PHE:CD2	2.56	0.40
29:N8:96:LYS:O	29:N8:98:THR:N	2.46	0.40
1:1:170:G:OP1	36:O5:109:ILE:HG23	2.21	0.40
46:S0:175:TYR:HE1	46:S0:197:ILE:HG22	1.85	0.40
47:S1:113:MET:HE3	47:S1:211:HIS:CD2	4.16	0.40
47:S1:56:SER:HB3	47:S1:59:ASP:OD2	5.71	0.40

Continued on next page...

Continued from previous page...

Atom-1	Atom-2	Interatomic distance (Å)	Clash overlap (Å)
48:S2:69:ILE:HD11	48:S2:133:LYS:HB3	2.04	0.40
48:S2:170:ILE:HA	48:S2:170:ILE:HD13	4.54	0.40
48:S2:98:PHE:CD1	48:S2:121:VAL:HG22	2.56	0.40
49:S3:136:VAL:N	49:S3:152:PHE:O	2.36	0.40
49:S3:168:ILE:HA	49:S3:188:ILE:O	2.21	0.40
51:S5:117:THR:CG2	51:S5:194:LEU:HB3	2.58	0.40
51:S5:220:VAL:HA	51:S5:223:SER:HB3	2.04	0.40
52:S6:5:ILE:HD12	52:S6:16:PHE:CD2	2.56	0.40
52:S6:61:PHE:CD2	52:S6:72:ARG:HD3	3.34	0.40
54:S8:66:SER:HA	54:S8:73:SER:HA	2.03	0.40
79:SM:118:SER:HB2	79:SM:122:GLU:OE2	2.22	0.40
79:SM:30:THR:O	79:SM:30:THR:OG1	2.71	0.40
78:SR:135:THR:HG23	78:SR:139:GLN:O	2.22	0.40
78:SR:42:LEU:O	78:SR:61:PHE:HD2	2.21	0.40

All (1) symmetry-related close contacts are listed below. The label for Atom-2 includes the symmetry operator and encoded unit-cell translations to be applied.

Atom-1	Atom-2	Interatomic distance (Å)	Clash overlap (Å)
45:2:1491:U:O2'	66:d0:12:GLN:OE1[1_454]	2.11	0.09

5.3 Torsion angles [i](#)

5.3.1 Protein backbone [i](#)

In the following table, the Percentiles column shows the percent Ramachandran outliers of the chain as a percentile score with respect to all X-ray entries followed by that with respect to entries of similar resolution.

The Analysed column shows the number of residues for which the backbone conformation was analysed, and the total number of residues.

Mol	Chain	Analysed	Favoured	Allowed	Outliers	Percentiles	
4	L2	250/252 (99%)	233 (93%)	17 (7%)	0	100	100
4	l2	250/252 (99%)	227 (91%)	21 (8%)	2 (1%)	22	62
5	L3	384/386 (100%)	349 (91%)	32 (8%)	3 (1%)	22	62
5	l3	384/386 (100%)	354 (92%)	29 (8%)	1 (0%)	44	79
6	L4	359/361 (99%)	323 (90%)	34 (10%)	2 (1%)	28	68

Continued on next page...

Continued from previous page...

Mol	Chain	Analysed	Favoured	Allowed	Outliers	Percentiles	
6	l4	359/361 (99%)	313 (87%)	43 (12%)	3 (1%)	22	62
7	L5	294/296 (99%)	266 (90%)	28 (10%)	0	100	100
7	l5	292/296 (99%)	266 (91%)	24 (8%)	2 (1%)	25	65
8	L6	152/176 (86%)	141 (93%)	10 (7%)	1 (1%)	25	65
8	l6	153/176 (87%)	139 (91%)	12 (8%)	2 (1%)	14	53
9	L7	220/223 (99%)	204 (93%)	16 (7%)	0	100	100
9	l7	221/223 (99%)	206 (93%)	13 (6%)	2 (1%)	20	61
10	L8	231/233 (99%)	199 (86%)	30 (13%)	2 (1%)	20	61
10	l8	229/233 (98%)	194 (85%)	33 (14%)	2 (1%)	20	61
11	L9	189/191 (99%)	169 (89%)	20 (11%)	0	100	100
11	l9	189/191 (99%)	176 (93%)	11 (6%)	2 (1%)	17	57
12	M0	208/221 (94%)	188 (90%)	19 (9%)	1 (0%)	32	71
12	m0	207/221 (94%)	184 (89%)	23 (11%)	0	100	100
13	M1	167/169 (99%)	142 (85%)	25 (15%)	0	100	100
13	m1	167/169 (99%)	146 (87%)	19 (11%)	2 (1%)	15	54
14	M3	191/194 (98%)	170 (89%)	19 (10%)	2 (1%)	18	59
14	m3	192/194 (99%)	164 (85%)	26 (14%)	2 (1%)	18	59
15	M4	134/137 (98%)	120 (90%)	14 (10%)	0	100	100
15	m4	135/137 (98%)	126 (93%)	9 (7%)	0	100	100
16	M5	201/203 (99%)	186 (92%)	15 (8%)	0	100	100
16	m5	201/203 (99%)	186 (92%)	15 (8%)	0	100	100
17	M6	195/197 (99%)	187 (96%)	7 (4%)	1 (0%)	32	71
17	m6	195/197 (99%)	190 (97%)	5 (3%)	0	100	100
18	M7	181/184 (98%)	169 (93%)	12 (7%)	0	100	100
18	m7	153/184 (83%)	140 (92%)	13 (8%)	0	100	100
19	M8	183/185 (99%)	174 (95%)	9 (5%)	0	100	100
19	m8	183/185 (99%)	167 (91%)	14 (8%)	2 (1%)	17	57
20	M9	180/188 (96%)	169 (94%)	11 (6%)	0	100	100
20	m9	186/188 (99%)	171 (92%)	15 (8%)	0	100	100
21	N0	170/172 (99%)	157 (92%)	13 (8%)	0	100	100
21	n0	170/172 (99%)	161 (95%)	9 (5%)	0	100	100

Continued on next page...

Continued from previous page...

Mol	Chain	Analysed	Favoured	Allowed	Outliers	Percentiles	
22	N1	157/159 (99%)	148 (94%)	6 (4%)	3 (2%)	9	45
22	n1	157/159 (99%)	150 (96%)	7 (4%)	0	100	100
23	N2	98/100 (98%)	89 (91%)	8 (8%)	1 (1%)	18	59
23	n2	96/100 (96%)	84 (88%)	12 (12%)	0	100	100
24	N3	134/136 (98%)	130 (97%)	4 (3%)	0	100	100
24	n3	134/136 (98%)	130 (97%)	4 (3%)	0	100	100
25	N4	96/155 (62%)	83 (86%)	12 (12%)	1 (1%)	18	59
26	N5	119/121 (98%)	107 (90%)	12 (10%)	0	100	100
26	n5	118/121 (98%)	108 (92%)	10 (8%)	0	100	100
27	N6	124/126 (98%)	119 (96%)	5 (4%)	0	100	100
27	n6	124/126 (98%)	117 (94%)	5 (4%)	2 (2%)	11	48
28	N7	133/135 (98%)	114 (86%)	19 (14%)	0	100	100
28	n7	133/135 (98%)	116 (87%)	16 (12%)	1 (1%)	22	62
29	N8	146/148 (99%)	126 (86%)	19 (13%)	1 (1%)	25	65
29	n8	146/148 (99%)	132 (90%)	13 (9%)	1 (1%)	25	65
30	N9	56/58 (97%)	51 (91%)	4 (7%)	1 (2%)	10	46
30	n9	56/58 (97%)	49 (88%)	5 (9%)	2 (4%)	4	31
31	O0	95/100 (95%)	89 (94%)	5 (5%)	1 (1%)	17	57
31	o0	98/100 (98%)	89 (91%)	9 (9%)	0	100	100
32	O1	107/109 (98%)	94 (88%)	13 (12%)	0	100	100
32	o1	107/109 (98%)	96 (90%)	10 (9%)	1 (1%)	20	61
33	O2	125/127 (98%)	117 (94%)	8 (6%)	0	100	100
33	o2	125/127 (98%)	111 (89%)	14 (11%)	0	100	100
34	O3	104/106 (98%)	97 (93%)	7 (7%)	0	100	100
34	o3	104/106 (98%)	99 (95%)	5 (5%)	0	100	100
35	O4	110/112 (98%)	100 (91%)	10 (9%)	0	100	100
35	o4	110/112 (98%)	99 (90%)	10 (9%)	1 (1%)	20	61
36	O5	117/119 (98%)	104 (89%)	13 (11%)	0	100	100
36	o5	117/119 (98%)	105 (90%)	12 (10%)	0	100	100
37	O6	97/99 (98%)	80 (82%)	15 (16%)	2 (2%)	8	43
37	o6	97/99 (98%)	86 (89%)	11 (11%)	0	100	100

Continued on next page...

Continued from previous page...

Mol	Chain	Analysed	Favoured	Allowed	Outliers	Percentiles	
38	O7	85/87 (98%)	77 (91%)	8 (9%)	0	100	100
38	o7	85/87 (98%)	77 (91%)	8 (9%)	0	100	100
39	O8	75/77 (97%)	69 (92%)	6 (8%)	0	100	100
39	o8	75/77 (97%)	71 (95%)	4 (5%)	0	100	100
40	O9	48/50 (96%)	43 (90%)	5 (10%)	0	100	100
40	o9	48/50 (96%)	46 (96%)	2 (4%)	0	100	100
41	Q0	50/52 (96%)	46 (92%)	4 (8%)	0	100	100
41	q0	50/52 (96%)	48 (96%)	1 (2%)	1 (2%)	9	44
42	Q1	23/25 (92%)	22 (96%)	1 (4%)	0	100	100
42	q1	23/25 (92%)	20 (87%)	3 (13%)	0	100	100
43	Q2	103/105 (98%)	91 (88%)	12 (12%)	0	100	100
43	q2	103/105 (98%)	94 (91%)	8 (8%)	1 (1%)	18	59
44	Q3	89/91 (98%)	77 (86%)	12 (14%)	0	100	100
44	q3	89/91 (98%)	81 (91%)	8 (9%)	0	100	100
46	S0	204/206 (99%)	176 (86%)	27 (13%)	1 (0%)	32	71
46	s0	204/206 (99%)	170 (83%)	30 (15%)	4 (2%)	9	44
47	S1	212/216 (98%)	175 (82%)	35 (16%)	2 (1%)	20	61
47	s1	214/216 (99%)	188 (88%)	25 (12%)	1 (0%)	32	71
48	S2	215/217 (99%)	189 (88%)	25 (12%)	1 (0%)	32	71
48	s2	215/217 (99%)	196 (91%)	18 (8%)	1 (0%)	32	71
49	S3	221/223 (99%)	201 (91%)	19 (9%)	1 (0%)	32	71
49	s3	221/223 (99%)	194 (88%)	25 (11%)	2 (1%)	20	61
50	S4	258/260 (99%)	230 (89%)	27 (10%)	1 (0%)	38	75
50	s4	258/260 (99%)	225 (87%)	32 (12%)	1 (0%)	38	75
51	S5	204/206 (99%)	175 (86%)	26 (13%)	3 (2%)	12	49
51	s5	204/206 (99%)	182 (89%)	21 (10%)	1 (0%)	32	71
52	S6	224/236 (95%)	207 (92%)	17 (8%)	0	100	100
52	s6	216/236 (92%)	198 (92%)	16 (7%)	2 (1%)	20	61
53	S7	182/186 (98%)	156 (86%)	22 (12%)	4 (2%)	8	42
53	s7	184/186 (99%)	159 (86%)	23 (12%)	2 (1%)	17	57
54	S8	184/200 (92%)	158 (86%)	24 (13%)	2 (1%)	17	57

Continued on next page...

Continued from previous page...

Mol	Chain	Analysed	Favoured	Allowed	Outliers	Percentiles	
54	s8	182/200 (91%)	164 (90%)	16 (9%)	2 (1%)	17	57
55	S9	183/185 (99%)	153 (84%)	28 (15%)	2 (1%)	17	57
55	s9	183/185 (99%)	158 (86%)	23 (13%)	2 (1%)	17	57
56	C0	94/105 (90%)	73 (78%)	17 (18%)	4 (4%)	3	26
56	c0	92/105 (88%)	74 (80%)	13 (14%)	5 (5%)	2	19
57	C1	153/156 (98%)	138 (90%)	14 (9%)	1 (1%)	25	65
57	c1	140/156 (90%)	124 (89%)	15 (11%)	1 (1%)	25	65
58	C2	122/143 (85%)	91 (75%)	26 (21%)	5 (4%)	3	27
58	c2	122/143 (85%)	88 (72%)	32 (26%)	2 (2%)	11	48
59	C3	148/150 (99%)	136 (92%)	12 (8%)	0	100	100
59	c3	148/150 (99%)	129 (87%)	15 (10%)	4 (3%)	6	37
60	C4	125/128 (98%)	109 (87%)	14 (11%)	2 (2%)	11	48
60	c4	126/128 (98%)	107 (85%)	18 (14%)	1 (1%)	22	62
61	C5	122/141 (86%)	104 (85%)	15 (12%)	3 (2%)	6	39
61	c5	133/141 (94%)	109 (82%)	23 (17%)	1 (1%)	22	62
62	C6	139/142 (98%)	123 (88%)	15 (11%)	1 (1%)	25	65
62	c6	140/142 (99%)	124 (89%)	14 (10%)	2 (1%)	13	51
63	C7	118/136 (87%)	100 (85%)	15 (13%)	3 (2%)	6	39
63	c7	113/136 (83%)	97 (86%)	12 (11%)	4 (4%)	4	32
64	C8	143/145 (99%)	120 (84%)	21 (15%)	2 (1%)	13	51
64	c8	143/145 (99%)	125 (87%)	15 (10%)	3 (2%)	8	43
65	C9	141/143 (99%)	127 (90%)	14 (10%)	0	100	100
65	c9	141/143 (99%)	132 (94%)	9 (6%)	0	100	100
66	D0	105/110 (96%)	96 (91%)	8 (8%)	1 (1%)	18	59
66	d0	108/110 (98%)	87 (81%)	17 (16%)	4 (4%)	4	30
67	D1	85/87 (98%)	73 (86%)	11 (13%)	1 (1%)	15	54
67	d1	85/87 (98%)	72 (85%)	12 (14%)	1 (1%)	15	54
68	D2	127/129 (98%)	114 (90%)	11 (9%)	2 (2%)	11	48
68	d2	127/129 (98%)	113 (89%)	13 (10%)	1 (1%)	22	62
69	D3	142/144 (99%)	119 (84%)	23 (16%)	0	100	100
69	d3	142/144 (99%)	128 (90%)	14 (10%)	0	100	100

Continued on next page...

Continued from previous page...

Mol	Chain	Analysed	Favoured	Allowed	Outliers	Percentiles	
70	D4	132/134 (98%)	121 (92%)	11 (8%)	0	100	100
70	d4	131/134 (98%)	110 (84%)	18 (14%)	3 (2%)	7	41
71	D5	68/70 (97%)	53 (78%)	12 (18%)	3 (4%)	3	25
71	d5	67/70 (96%)	61 (91%)	6 (9%)	0	100	100
72	D6	95/97 (98%)	75 (79%)	17 (18%)	3 (3%)	5	34
72	d6	95/97 (98%)	77 (81%)	17 (18%)	1 (1%)	17	57
73	D7	79/81 (98%)	71 (90%)	8 (10%)	0	100	100
73	d7	79/81 (98%)	71 (90%)	6 (8%)	2 (2%)	6	39
74	D8	61/63 (97%)	51 (84%)	10 (16%)	0	100	100
74	d8	61/63 (97%)	51 (84%)	9 (15%)	1 (2%)	11	48
75	D9	51/53 (96%)	44 (86%)	5 (10%)	2 (4%)	3	28
75	d9	51/53 (96%)	46 (90%)	5 (10%)	0	100	100
76	E0	58/62 (94%)	46 (79%)	10 (17%)	2 (3%)	4	32
76	e0	60/62 (97%)	47 (78%)	13 (22%)	0	100	100
77	E1	69/72 (96%)	53 (77%)	15 (22%)	1 (1%)	13	51
77	e1	70/72 (97%)	44 (63%)	22 (31%)	4 (6%)	2	18
78	SR	316/318 (99%)	283 (90%)	33 (10%)	0	100	100
78	sR	316/318 (99%)	293 (93%)	21 (7%)	2 (1%)	28	68
79	SM	155/272 (57%)	127 (82%)	26 (17%)	2 (1%)	14	53
79	sM	123/272 (45%)	105 (85%)	15 (12%)	3 (2%)	7	40
81	n4	133/135 (98%)	116 (87%)	14 (10%)	3 (2%)	7	41
82	p0	139/312 (45%)	124 (89%)	13 (9%)	2 (1%)	13	51
All	All	22342/23454 (95%)	19892 (89%)	2273 (10%)	177 (1%)	22	62

All (177) Ramachandran outliers are listed below:

Mol	Chain	Res	Type
6	L4	339	LEU
8	L6	98	VAL
25	N4	63	ILE
51	S5	64	VAL
56	C0	88	PRO
57	C1	7	VAL
72	D6	75	VAL

Continued on next page...

Continued from previous page...

Mol	Chain	Res	Type
72	D6	84	VAL
76	E0	47	VAL
77	E1	98	VAL
79	SM	167	PRO
79	SM	172	VAL
8	l6	98	VAL
10	l8	203	VAL
13	m1	8	PRO
81	n4	67	VAL
30	n9	21	ILE
46	s0	189	VAL
54	s8	101	ILE
56	c0	88	PRO
56	c0	97	PRO
63	c7	88	VAL
64	c8	92	ILE
73	d7	62	ILE
79	sM	84	LYS
79	sM	167	PRO
10	L8	36	ILE
17	M6	90	HIS
23	N2	11	ILE
29	N8	48	TYR
47	S1	62	LYS
54	S8	148	ALA
55	S9	134	ILE
56	C0	87	VAL
58	C2	22	VAL
58	C2	91	VAL
58	C2	106	ILE
62	C6	39	VAL
63	C7	83	GLN
68	D2	83	ILE
71	D5	69	LEU
75	D9	7	TRP
81	n4	76	VAL
82	p0	33	VAL
49	s3	91	VAL
53	s7	74	GLN
55	s9	91	LYS
56	c0	35	ILE
56	c0	92	ILE

Continued on next page...

Continued from previous page...

Mol	Chain	Res	Type
58	c2	91	VAL
59	c3	66	ILE
63	c7	99	VAL
63	c7	105	GLN
66	d0	15	GLN
68	d2	6	VAL
74	d8	61	ARG
77	e1	98	VAL
22	N1	18	ASP
63	C7	84	TYR
64	C8	91	ASP
76	E0	60	PRO
81	n4	25	ASP
32	o1	7	VAL
35	o4	83	ASN
51	s5	43	PHE
52	s6	70	PRO
55	s9	134	ILE
56	c0	24	LYS
59	c3	133	ALA
62	c6	42	GLU
66	d0	16	GLN
66	d0	52	LYS
67	d1	6	GLY
72	d6	46	GLU
73	d7	59	CYS
77	e1	137	ASP
78	sR	166	SER
10	L8	157	VAL
14	M3	47	ALA
31	O0	100	ILE
37	O6	97	SER
46	S0	188	LEU
49	S3	217	ILE
54	S8	152	ILE
55	S9	135	ALA
56	C0	61	TRP
60	C4	40	ALA
61	C5	28	MET
61	C5	29	SER
61	C5	53	PRO
67	D1	82	VAL

Continued on next page...

Continued from previous page...

Mol	Chain	Res	Type
71	D5	88	ILE
5	l3	129	ALA
7	l5	269	SER
9	l7	191	VAL
9	l7	229	PHE
19	m8	99	THR
27	n6	126	LEU
28	n7	5	LEU
49	s3	115	ILE
57	c1	7	VAL
62	c6	41	PRO
66	d0	97	VAL
77	e1	92	LYS
78	sR	165	ASP
5	L3	347	SER
14	M3	76	THR
48	S2	144	TRP
51	S5	58	LEU
53	S7	111	LYS
56	C0	60	SER
58	C2	89	ILE
6	l4	329	PRO
11	l9	144	ILE
14	m3	47	ALA
27	n6	125	LYS
29	n8	78	LEU
30	n9	18	ARG
53	s7	64	VAL
61	c5	10	ARG
64	c8	5	VAL
64	c8	61	LEU
70	d4	33	ALA
70	d4	53	ASP
79	sM	43	ASP
5	L3	187	SER
6	L4	24	ALA
12	M0	207	GLU
22	N1	125	ALA
47	S1	210	ILE
58	C2	66	VAL
63	C7	86	PRO
68	D2	31	SER

Continued on next page...

Continued from previous page...

Mol	Chain	Res	Type
4	l2	238	ILE
6	l4	142	VAL
7	l5	178	ASN
13	m1	114	ILE
19	m8	112	ALA
82	p0	13	ALA
43	q2	78	LYS
46	s0	95	ALA
46	s0	190	ASP
47	s1	177	GLN
52	s6	69	LEU
59	c3	87	ASP
60	c4	132	ARG
22	N1	124	VAL
50	S4	195	ILE
51	S5	51	VAL
60	C4	42	VAL
75	D9	6	VAL
4	l2	56	ALA
8	l6	130	ILE
10	l8	237	ILE
46	s0	158	VAL
54	s8	78	ILE
37	O6	3	VAL
64	C8	14	ILE
66	D0	117	VAL
72	D6	36	ILE
58	c2	115	VAL
5	L3	317	ILE
30	N9	21	ILE
53	S7	64	VAL
53	S7	98	ILE
71	D5	71	ILE
41	q0	78	ILE
53	S7	31	SER
6	l4	145	ILE
11	l9	167	VAL
14	m3	93	ILE
48	s2	238	SER
50	s4	90	ILE
59	c3	22	ALA
63	c7	86	PRO

Continued on next page...

Continued from previous page...

Mol	Chain	Res	Type
77	e1	102	VAL
70	d4	30	PRO

5.3.2 Protein sidechains ⓘ

In the following table, the Percentiles column shows the percent sidechain outliers of the chain as a percentile score with respect to all X-ray entries followed by that with respect to entries of similar resolution.

The Analysed column shows the number of residues for which the sidechain conformation was analysed, and the total number of residues.

Mol	Chain	Analysed	Rotameric	Outliers	Percentiles	
4	L2	193/194 (100%)	172 (89%)	21 (11%)	7	32
4	l2	192/194 (99%)	175 (91%)	17 (9%)	11	42
5	L3	322/322 (100%)	273 (85%)	49 (15%)	3	18
5	l3	322/322 (100%)	277 (86%)	45 (14%)	4	21
6	L4	288/288 (100%)	254 (88%)	34 (12%)	6	27
6	l4	288/288 (100%)	253 (88%)	35 (12%)	6	26
7	L5	244/244 (100%)	219 (90%)	25 (10%)	8	35
7	l5	243/244 (100%)	207 (85%)	36 (15%)	3	19
8	L6	134/153 (88%)	115 (86%)	19 (14%)	4	21
8	l6	135/153 (88%)	112 (83%)	23 (17%)	2	13
9	L7	186/187 (100%)	168 (90%)	18 (10%)	9	37
9	l7	187/187 (100%)	168 (90%)	19 (10%)	8	35
10	L8	191/191 (100%)	171 (90%)	20 (10%)	8	34
10	l8	177/191 (93%)	159 (90%)	18 (10%)	8	35
11	L9	171/171 (100%)	143 (84%)	28 (16%)	2	14
11	l9	171/171 (100%)	153 (90%)	18 (10%)	8	34
12	M0	176/187 (94%)	151 (86%)	25 (14%)	4	21
12	m0	180/187 (96%)	143 (79%)	37 (21%)	1	6
13	M1	147/147 (100%)	127 (86%)	20 (14%)	4	22
13	m1	147/147 (100%)	125 (85%)	22 (15%)	3	18
14	M3	154/154 (100%)	127 (82%)	27 (18%)	2	11
14	m3	154/154 (100%)	137 (89%)	17 (11%)	7	31

Continued on next page...

Continued from previous page...

Mol	Chain	Analysed	Rotameric	Outliers	Percentiles	
15	M4	107/108 (99%)	96 (90%)	11 (10%)	8	35
15	m4	108/108 (100%)	96 (89%)	12 (11%)	7	31
16	M5	175/175 (100%)	151 (86%)	24 (14%)	4	22
16	m5	175/175 (100%)	151 (86%)	24 (14%)	4	22
17	M6	160/160 (100%)	144 (90%)	16 (10%)	9	36
17	m6	160/160 (100%)	141 (88%)	19 (12%)	6	27
18	M7	138/146 (94%)	110 (80%)	28 (20%)	1	6
18	m7	125/146 (86%)	104 (83%)	21 (17%)	2	13
19	M8	150/150 (100%)	134 (89%)	16 (11%)	8	33
19	m8	150/150 (100%)	128 (85%)	22 (15%)	3	19
20	M9	148/153 (97%)	133 (90%)	15 (10%)	9	35
20	m9	153/153 (100%)	138 (90%)	15 (10%)	9	37
21	N0	156/156 (100%)	127 (81%)	29 (19%)	2	9
21	n0	156/156 (100%)	136 (87%)	20 (13%)	5	24
22	N1	136/136 (100%)	118 (87%)	18 (13%)	5	23
22	n1	136/136 (100%)	113 (83%)	23 (17%)	2	13
23	N2	87/87 (100%)	80 (92%)	7 (8%)	14	48
23	n2	85/87 (98%)	76 (89%)	9 (11%)	8	33
24	N3	104/104 (100%)	96 (92%)	8 (8%)	15	49
24	n3	104/104 (100%)	95 (91%)	9 (9%)	12	43
25	N4	57/129 (44%)	53 (93%)	4 (7%)	18	55
26	N5	104/105 (99%)	94 (90%)	10 (10%)	10	38
26	n5	104/105 (99%)	94 (90%)	10 (10%)	10	38
27	N6	109/109 (100%)	95 (87%)	14 (13%)	5	24
27	n6	109/109 (100%)	92 (84%)	17 (16%)	3	16
28	N7	115/115 (100%)	101 (88%)	14 (12%)	6	26
28	n7	115/115 (100%)	103 (90%)	12 (10%)	8	34
29	N8	118/118 (100%)	101 (86%)	17 (14%)	4	20
29	n8	118/118 (100%)	100 (85%)	18 (15%)	3	17
30	N9	46/46 (100%)	41 (89%)	5 (11%)	7	32
30	n9	46/46 (100%)	39 (85%)	7 (15%)	3	18

Continued on next page...

Continued from previous page...

Mol	Chain	Analysed	Rotameric	Outliers	Percentiles	
31	O0	81/84 (96%)	75 (93%)	6 (7%)	16	51
31	o0	84/84 (100%)	71 (84%)	13 (16%)	3	17
32	O1	96/96 (100%)	82 (85%)	14 (15%)	3	19
32	o1	96/96 (100%)	80 (83%)	16 (17%)	2	13
33	O2	109/109 (100%)	97 (89%)	12 (11%)	7	31
33	o2	109/109 (100%)	93 (85%)	16 (15%)	3	19
34	O3	90/90 (100%)	84 (93%)	6 (7%)	19	57
34	o3	90/90 (100%)	81 (90%)	9 (10%)	9	36
35	O4	95/95 (100%)	84 (88%)	11 (12%)	6	29
35	o4	95/95 (100%)	88 (93%)	7 (7%)	16	51
36	O5	104/104 (100%)	88 (85%)	16 (15%)	3	17
36	o5	104/104 (100%)	91 (88%)	13 (12%)	5	25
37	O6	81/81 (100%)	71 (88%)	10 (12%)	5	26
37	o6	81/81 (100%)	70 (86%)	11 (14%)	4	22
38	O7	70/70 (100%)	62 (89%)	8 (11%)	7	29
38	o7	70/70 (100%)	58 (83%)	12 (17%)	2	13
39	O8	68/68 (100%)	58 (85%)	10 (15%)	3	19
39	o8	68/68 (100%)	60 (88%)	8 (12%)	6	27
40	O9	45/45 (100%)	39 (87%)	6 (13%)	4	23
40	o9	45/45 (100%)	38 (84%)	7 (16%)	3	16
41	Q0	47/47 (100%)	42 (89%)	5 (11%)	8	33
41	q0	47/47 (100%)	39 (83%)	8 (17%)	2	13
42	Q1	23/23 (100%)	19 (83%)	4 (17%)	2	12
42	q1	23/23 (100%)	20 (87%)	3 (13%)	5	24
43	Q2	90/90 (100%)	81 (90%)	9 (10%)	9	36
43	q2	90/90 (100%)	72 (80%)	18 (20%)	1	7
44	Q3	71/71 (100%)	65 (92%)	6 (8%)	12	45
44	q3	71/71 (100%)	65 (92%)	6 (8%)	12	45
46	S0	173/173 (100%)	153 (88%)	20 (12%)	6	29
46	s0	173/173 (100%)	154 (89%)	19 (11%)	7	31
47	S1	191/192 (100%)	161 (84%)	30 (16%)	3	16

Continued on next page...

Continued from previous page...

Mol	Chain	Analysed	Rotameric	Outliers	Percentiles	
47	s1	192/192 (100%)	174 (91%)	18 (9%)	10	39
48	S2	176/176 (100%)	163 (93%)	13 (7%)	16	51
48	s2	176/176 (100%)	154 (88%)	22 (12%)	5	25
49	S3	182/182 (100%)	162 (89%)	20 (11%)	7	31
49	s3	181/182 (100%)	149 (82%)	32 (18%)	2	11
50	S4	221/221 (100%)	195 (88%)	26 (12%)	6	27
50	s4	221/221 (100%)	195 (88%)	26 (12%)	6	27
51	S5	173/173 (100%)	158 (91%)	15 (9%)	12	43
51	s5	173/173 (100%)	150 (87%)	23 (13%)	4	23
52	S6	191/201 (95%)	167 (87%)	24 (13%)	5	25
52	s6	187/201 (93%)	160 (86%)	27 (14%)	4	20
53	S7	165/166 (99%)	151 (92%)	14 (8%)	12	45
53	s7	165/166 (99%)	152 (92%)	13 (8%)	14	48
54	S8	150/161 (93%)	132 (88%)	18 (12%)	6	27
54	s8	148/161 (92%)	137 (93%)	11 (7%)	16	51
55	S9	158/158 (100%)	140 (89%)	18 (11%)	7	29
55	s9	158/158 (100%)	143 (90%)	15 (10%)	10	38
56	C0	77/98 (79%)	66 (86%)	11 (14%)	4	20
56	c0	73/98 (74%)	65 (89%)	8 (11%)	7	31
57	C1	129/137 (94%)	119 (92%)	10 (8%)	15	49
57	c1	125/137 (91%)	108 (86%)	17 (14%)	4	22
58	C2	88/119 (74%)	80 (91%)	8 (9%)	11	40
58	c2	88/119 (74%)	76 (86%)	12 (14%)	4	22
59	C3	127/127 (100%)	117 (92%)	10 (8%)	14	48
59	c3	127/127 (100%)	110 (87%)	17 (13%)	4	23
60	C4	81/97 (84%)	70 (86%)	11 (14%)	4	22
60	c4	97/97 (100%)	84 (87%)	13 (13%)	4	23
61	C5	101/117 (86%)	91 (90%)	10 (10%)	9	36
61	c5	103/117 (88%)	93 (90%)	10 (10%)	9	37
62	C6	117/118 (99%)	101 (86%)	16 (14%)	4	22
62	c6	118/118 (100%)	103 (87%)	15 (13%)	5	25

Continued on next page...

Continued from previous page...

Mol	Chain	Analysed	Rotameric	Outliers	Percentiles	
63	C7	109/124 (88%)	91 (84%)	18 (16%)	2	14
63	c7	97/124 (78%)	87 (90%)	10 (10%)	8	35
64	C8	128/128 (100%)	114 (89%)	14 (11%)	7	32
64	c8	128/128 (100%)	108 (84%)	20 (16%)	3	16
65	C9	115/115 (100%)	102 (89%)	13 (11%)	7	29
65	c9	115/115 (100%)	100 (87%)	15 (13%)	5	24
66	D0	100/103 (97%)	89 (89%)	11 (11%)	7	31
66	d0	103/103 (100%)	89 (86%)	14 (14%)	4	22
67	D1	74/74 (100%)	65 (88%)	9 (12%)	6	26
67	d1	74/74 (100%)	65 (88%)	9 (12%)	6	26
68	D2	110/110 (100%)	97 (88%)	13 (12%)	6	27
68	d2	110/110 (100%)	97 (88%)	13 (12%)	6	27
69	D3	119/119 (100%)	107 (90%)	12 (10%)	9	35
69	d3	119/119 (100%)	109 (92%)	10 (8%)	13	45
70	D4	112/112 (100%)	99 (88%)	13 (12%)	6	29
70	d4	111/112 (99%)	100 (90%)	11 (10%)	9	36
71	D5	61/61 (100%)	51 (84%)	10 (16%)	2	14
71	d5	61/61 (100%)	57 (93%)	4 (7%)	19	57
72	D6	83/83 (100%)	71 (86%)	12 (14%)	4	20
72	d6	83/83 (100%)	72 (87%)	11 (13%)	4	23
73	D7	70/70 (100%)	62 (89%)	8 (11%)	7	29
73	d7	70/70 (100%)	65 (93%)	5 (7%)	17	54
74	D8	56/56 (100%)	50 (89%)	6 (11%)	8	33
74	d8	56/56 (100%)	41 (73%)	15 (27%)	0	3
75	D9	47/47 (100%)	39 (83%)	8 (17%)	2	13
75	d9	47/47 (100%)	36 (77%)	11 (23%)	1	4
76	E0	51/53 (96%)	46 (90%)	5 (10%)	9	37
76	e0	53/53 (100%)	44 (83%)	9 (17%)	2	13
77	E1	62/63 (98%)	56 (90%)	6 (10%)	9	37
77	e1	63/63 (100%)	51 (81%)	12 (19%)	2	8
78	SR	260/260 (100%)	239 (92%)	21 (8%)	14	47

Continued on next page...

Continued from previous page...

Mol	Chain	Analysed	Rotameric	Outliers	Percentiles	
78	sR	260/260 (100%)	241 (93%)	19 (7%)	16	52
79	SM	97/227 (43%)	81 (84%)	16 (16%)	2	14
79	sM	88/227 (39%)	77 (88%)	11 (12%)	5	25
81	n4	101/114 (89%)	92 (91%)	9 (9%)	11	42
82	p0	105/254 (41%)	90 (86%)	15 (14%)	4	20
All	All	18802/19697 (96%)	16495 (88%)	2307 (12%)	5	26

All (2307) residues with a non-rotameric sidechain are listed below:

Mol	Chain	Res	Type
4	L2	32	LEU
4	L2	45	VAL
4	L2	67	TYR
4	L2	74	GLU
4	L2	86	GLN
4	L2	101	VAL
4	L2	130	SER
4	L2	132	ASN
4	L2	148	VAL
4	L2	165	VAL
4	L2	179	LEU
4	L2	180	LEU
4	L2	193	ARG
4	L2	204	MET
4	L2	206	PRO
4	L2	223	SER
4	L2	225	ILE
4	L2	226	SER
4	L2	227	ARG
4	L2	238	ILE
4	L2	247	ARG
5	L3	10	ARG
5	L3	13	HIS
5	L3	17	LEU
5	L3	19	ARG
5	L3	37	ARG
5	L3	41	VAL
5	L3	44	THR
5	L3	55	THR
5	L3	65	SER

Continued on next page...

Continued from previous page...

Mol	Chain	Res	Type
5	L3	85	VAL
5	L3	93	VAL
5	L3	99	LEU
5	L3	103	THR
5	L3	114	VAL
5	L3	117	ARG
5	L3	139	GLN
5	L3	140	ASP
5	L3	150	ARG
5	L3	156	SER
5	L3	160	VAL
5	L3	166	ILE
5	L3	169	THR
5	L3	183	LEU
5	L3	188	ILE
5	L3	196	ARG
5	L3	197	GLU
5	L3	202	THR
5	L3	205	VAL
5	L3	206	ASP
5	L3	211	GLN
5	L3	232	ARG
5	L3	235	THR
5	L3	238	LEU
5	L3	246	LEU
5	L3	260	VAL
5	L3	274	SER
5	L3	284	ARG
5	L3	287	LYS
5	L3	291	GLU
5	L3	305	ILE
5	L3	319	ASN
5	L3	320	ASP
5	L3	332	ARG
5	L3	338	LEU
5	L3	343	TYR
5	L3	347	SER
5	L3	353	GLU
5	L3	364	LYS
5	L3	387	LEU
6	L4	7	THR
6	L4	22	LEU

Continued on next page...

Continued from previous page...

Mol	Chain	Res	Type
6	L4	27	SER
6	L4	54	GLU
6	L4	74	ILE
6	L4	92	ASN
6	L4	93	MET
6	L4	99	MET
6	L4	105	THR
6	L4	120	TYR
6	L4	136	LEU
6	L4	138	ARG
6	L4	150	LEU
6	L4	155	ASP
6	L4	156	LEU
6	L4	158	SER
6	L4	176	SER
6	L4	180	LYS
6	L4	182	LEU
6	L4	185	LYS
6	L4	187	LEU
6	L4	193	LYS
6	L4	200	THR
6	L4	203	ARG
6	L4	206	LEU
6	L4	220	ARG
6	L4	265	GLU
6	L4	269	SER
6	L4	307	GLN
6	L4	327	LEU
6	L4	346	LYS
6	L4	349	THR
6	L4	358	THR
6	L4	361	HIS
7	L5	41	LYS
7	L5	50	ARG
7	L5	66	SER
7	L5	70	THR
7	L5	75	LEU
7	L5	85	ARG
7	L5	95	TRP
7	L5	105	ILE
7	L5	107	ARG
7	L5	111	GLN

Continued on next page...

Continued from previous page...

Mol	Chain	Res	Type
7	L5	137	ASP
7	L5	151	GLN
7	L5	152	ARG
7	L5	154	THR
7	L5	155	THR
7	L5	163	LEU
7	L5	194	LEU
7	L5	203	HIS
7	L5	211	LEU
7	L5	215	ASP
7	L5	222	LEU
7	L5	234	ASP
7	L5	236	LEU
7	L5	258	LYS
7	L5	273	ARG
8	L6	8	LYS
8	L6	21	THR
8	L6	31	ARG
8	L6	46	ARG
8	L6	50	LYS
8	L6	52	VAL
8	L6	64	LEU
8	L6	77	ARG
8	L6	78	ARG
8	L6	79	VAL
8	L6	84	VAL
8	L6	87	THR
8	L6	99	GLU
8	L6	102	ASN
8	L6	131	LYS
8	L6	152	THR
8	L6	155	LEU
8	L6	156	LYS
8	L6	160	SER
9	L7	24	GLU
9	L7	60	ARG
9	L7	83	LEU
9	L7	92	ILE
9	L7	93	ASN
9	L7	98	LYS
9	L7	110	ARG
9	L7	111	ILE

Continued on next page...

Continued from previous page...

Mol	Chain	Res	Type
9	L7	120	THR
9	L7	124	LEU
9	L7	175	LYS
9	L7	179	LEU
9	L7	180	SER
9	L7	182	ASP
9	L7	184	LEU
9	L7	211	SER
9	L7	229	PHE
9	L7	239	LEU
10	L8	26	LEU
10	L8	27	THR
10	L8	63	LYS
10	L8	74	THR
10	L8	79	GLN
10	L8	84	ARG
10	L8	95	ASN
10	L8	99	PRO
10	L8	118	GLU
10	L8	136	LEU
10	L8	156	ASP
10	L8	164	VAL
10	L8	169	LEU
10	L8	181	LYS
10	L8	185	ARG
10	L8	190	VAL
10	L8	221	ASN
10	L8	240	ASN
10	L8	246	MET
10	L8	248	LYS
11	L9	5	GLN
11	L9	6	THR
11	L9	7	GLU
11	L9	41	ILE
11	L9	49	ASN
11	L9	50	ASN
11	L9	51	GLN
11	L9	53	ILE
11	L9	62	ARG
11	L9	68	LEU
11	L9	69	ARG
11	L9	70	THR

Continued on next page...

Continued from previous page...

Mol	Chain	Res	Type
11	L9	82	VAL
11	L9	83	THR
11	L9	90	MET
11	L9	92	TYR
11	L9	125	ASN
11	L9	133	THR
11	L9	135	GLU
11	L9	139	ASN
11	L9	149	ASN
11	L9	151	VAL
11	L9	157	ASN
11	L9	161	LEU
11	L9	163	GLN
11	L9	170	LYS
11	L9	176	LEU
11	L9	177	ASP
12	M0	3	ARG
12	M0	7	ARG
12	M0	20	SER
12	M0	21	ARG
12	M0	22	TYR
12	M0	26	VAL
12	M0	30	LYS
12	M0	32	ARG
12	M0	42	THR
12	M0	48	LEU
12	M0	52	LEU
12	M0	63	GLU
12	M0	71	CYS
12	M0	82	ARG
12	M0	87	LEU
12	M0	128	ARG
12	M0	130	ASP
12	M0	139	ARG
12	M0	140	THR
12	M0	143	SER
12	M0	163	GLN
12	M0	185	ARG
12	M0	192	ASP
12	M0	196	PHE
12	M0	205	SER
13	M1	9	MET

Continued on next page...

Continued from previous page...

Mol	Chain	Res	Type
13	M1	10	ARG
13	M1	22	SER
13	M1	28	ASP
13	M1	40	LEU
13	M1	68	HIS
13	M1	81	GLU
13	M1	85	LYS
13	M1	92	ARG
13	M1	101	ASN
13	M1	107	ASP
13	M1	111	ASP
13	M1	112	LEU
13	M1	137	ARG
13	M1	139	THR
13	M1	140	ARG
13	M1	154	THR
13	M1	155	THR
13	M1	168	ASP
13	M1	173	ASP
14	M3	4	SER
14	M3	5	LYS
14	M3	9	ILE
14	M3	17	HIS
14	M3	23	LYS
14	M3	53	LEU
14	M3	54	LEU
14	M3	55	ARG
14	M3	58	VAL
14	M3	59	ARG
14	M3	67	ARG
14	M3	70	ARG
14	M3	76	THR
14	M3	85	LEU
14	M3	86	THR
14	M3	101	ARG
14	M3	114	GLN
14	M3	115	ARG
14	M3	131	LYS
14	M3	136	GLU
14	M3	137	GLN
14	M3	164	GLU
14	M3	165	SER

Continued on next page...

Continued from previous page...

Mol	Chain	Res	Type
14	M3	168	ARG
14	M3	179	PHE
14	M3	182	ILE
14	M3	190	LYS
15	M4	7	VAL
15	M4	21	VAL
15	M4	27	GLN
15	M4	41	GLN
15	M4	50	LYS
15	M4	53	VAL
15	M4	55	ARG
15	M4	82	SER
15	M4	102	LYS
15	M4	106	ARG
15	M4	137	LYS
16	M5	17	ASP
16	M5	22	LEU
16	M5	38	ARG
16	M5	46	ASP
16	M5	50	ARG
16	M5	56	LYS
16	M5	62	TYR
16	M5	68	ARG
16	M5	71	ARG
16	M5	80	THR
16	M5	90	ASN
16	M5	96	ARG
16	M5	109	ARG
16	M5	117	ASN
16	M5	123	GLN
16	M5	124	ASP
16	M5	133	ILE
16	M5	138	GLN
16	M5	151	ILE
16	M5	152	CYS
16	M5	159	ARG
16	M5	175	ASN
16	M5	183	THR
16	M5	190	THR
17	M6	41	LEU
17	M6	58	LEU
17	M6	68	ARG

Continued on next page...

Continued from previous page...

Mol	Chain	Res	Type
17	M6	74	ARG
17	M6	106	GLU
17	M6	119	VAL
17	M6	124	LEU
17	M6	128	ARG
17	M6	129	LEU
17	M6	143	THR
17	M6	159	LYS
17	M6	160	ARG
17	M6	166	GLU
17	M6	180	SER
17	M6	184	THR
17	M6	188	SER
18	M7	3	ARG
18	M7	9	THR
18	M7	14	SER
18	M7	23	ARG
18	M7	24	VAL
18	M7	32	THR
18	M7	36	ILE
18	M7	52	LEU
18	M7	56	ARG
18	M7	65	SER
18	M7	75	GLU
18	M7	107	LEU
18	M7	112	LEU
18	M7	113	TYR
18	M7	115	SER
18	M7	116	HIS
18	M7	125	GLN
18	M7	126	ARG
18	M7	127	ARG
18	M7	129	THR
18	M7	135	ARG
18	M7	142	SER
18	M7	144	SER
18	M7	149	VAL
18	M7	169	THR
18	M7	171	ARG
18	M7	175	ARG
18	M7	181	ARG
19	M8	3	ILE

Continued on next page...

Continued from previous page...

Mol	Chain	Res	Type
19	M8	11	LYS
19	M8	26	LEU
19	M8	32	LEU
19	M8	41	ASP
19	M8	49	LEU
19	M8	86	THR
19	M8	99	THR
19	M8	111	ARG
19	M8	135	GLN
19	M8	146	SER
19	M8	168	THR
19	M8	171	LYS
19	M8	174	ARG
19	M8	180	ARG
19	M8	185	LYS
20	M9	10	LEU
20	M9	21	LYS
20	M9	27	ASN
20	M9	30	SER
20	M9	46	LYS
20	M9	74	ARG
20	M9	82	LYS
20	M9	84	THR
20	M9	99	LEU
20	M9	126	GLU
20	M9	130	ASN
20	M9	134	HIS
20	M9	138	LEU
20	M9	180	LYS
20	M9	181	ARG
21	N0	1	MET
21	N0	13	ARG
21	N0	16	THR
21	N0	45	LEU
21	N0	47	LYS
21	N0	50	LYS
21	N0	51	VAL
21	N0	71	LYS
21	N0	80	ARG
21	N0	81	TYR
21	N0	87	THR
21	N0	88	HIS

Continued on next page...

Continued from previous page...

Mol	Chain	Res	Type
21	N0	97	VAL
21	N0	100	VAL
21	N0	105	THR
21	N0	106	LEU
21	N0	109	ASP
21	N0	113	ARG
21	N0	115	ARG
21	N0	117	ARG
21	N0	134	ASP
21	N0	136	LYS
21	N0	137	ARG
21	N0	145	THR
21	N0	156	VAL
21	N0	159	SER
21	N0	167	ARG
21	N0	171	PHE
21	N0	172	TYR
22	N1	12	ARG
22	N1	18	ASP
22	N1	25	VAL
22	N1	78	LYS
22	N1	80	VAL
22	N1	83	ARG
22	N1	86	GLU
22	N1	89	LEU
22	N1	93	VAL
22	N1	102	ARG
22	N1	104	GLU
22	N1	118	GLU
22	N1	122	GLN
22	N1	128	LEU
22	N1	139	ARG
22	N1	144	GLU
22	N1	149	GLN
22	N1	158	THR
23	N2	39	ASP
23	N2	70	LYS
23	N2	74	LYS
23	N2	82	LYS
23	N2	88	GLN
23	N2	100	THR
23	N2	108	TYR

Continued on next page...

Continued from previous page...

Mol	Chain	Res	Type
24	N3	12	ARG
24	N3	13	ILE
24	N3	45	ARG
24	N3	46	LEU
24	N3	64	LYS
24	N3	86	ARG
24	N3	102	ILE
24	N3	104	ASN
25	N4	5	ILE
25	N4	7	SER
25	N4	27	LYS
25	N4	43	ARG
26	N5	25	LYS
26	N5	27	ARG
26	N5	37	THR
26	N5	45	LYS
26	N5	87	SER
26	N5	112	THR
26	N5	115	ARG
26	N5	125	ARG
26	N5	137	ASN
26	N5	142	ILE
27	N6	3	LYS
27	N6	5	SER
27	N6	10	SER
27	N6	13	ARG
27	N6	37	LYS
27	N6	38	GLU
27	N6	39	LEU
27	N6	51	ARG
27	N6	54	ASP
27	N6	74	TYR
27	N6	76	LEU
27	N6	83	ASP
27	N6	99	LEU
27	N6	115	ARG
28	N7	14	VAL
28	N7	17	ARG
28	N7	33	SER
28	N7	34	LYS
28	N7	46	ILE
28	N7	55	LYS

Continued on next page...

Continued from previous page...

Mol	Chain	Res	Type
28	N7	64	LYS
28	N7	81	LEU
28	N7	83	THR
28	N7	88	ASP
28	N7	92	PHE
28	N7	105	SER
28	N7	120	GLU
28	N7	136	PHE
29	N8	4	ARG
29	N8	6	THR
29	N8	8	THR
29	N8	10	LYS
29	N8	14	HIS
29	N8	16	SER
29	N8	29	PRO
29	N8	39	HIS
29	N8	42	ARG
29	N8	43	ILE
29	N8	60	TYR
29	N8	74	ASN
29	N8	85	ASP
29	N8	93	SER
29	N8	97	GLU
29	N8	115	LYS
29	N8	139	ARG
30	N9	4	SER
30	N9	5	LYS
30	N9	14	ARG
30	N9	36	ASP
30	N9	50	THR
31	O0	11	ASN
31	O0	41	LEU
31	O0	61	MET
31	O0	66	LYS
31	O0	103	THR
31	O0	104	LEU
32	O1	6	ASP
32	O1	13	THR
32	O1	16	LEU
32	O1	17	HIS
32	O1	26	LYS
32	O1	31	ARG

Continued on next page...

Continued from previous page...

Mol	Chain	Res	Type
32	O1	64	VAL
32	O1	65	LYS
32	O1	76	SER
32	O1	82	GLU
32	O1	84	ASP
32	O1	86	LYS
32	O1	96	VAL
32	O1	106	THR
33	O2	14	THR
33	O2	19	ARG
33	O2	44	ARG
33	O2	54	LYS
33	O2	62	LYS
33	O2	73	THR
33	O2	75	LEU
33	O2	82	LEU
33	O2	109	LEU
33	O2	125	ARG
33	O2	126	LEU
33	O2	128	LEU
34	O3	56	SER
34	O3	60	ARG
34	O3	70	LYS
34	O3	81	VAL
34	O3	86	ARG
34	O3	98	VAL
35	O4	18	ASN
35	O4	31	ARG
35	O4	44	CYS
35	O4	51	LEU
35	O4	57	LEU
35	O4	58	ARG
35	O4	65	VAL
35	O4	84	CYS
35	O4	102	LYS
35	O4	105	VAL
35	O4	110	GLU
36	O5	7	TYR
36	O5	10	ARG
36	O5	13	SER
36	O5	21	LEU
36	O5	46	THR

Continued on next page...

Continued from previous page...

Mol	Chain	Res	Type
36	O5	68	GLN
36	O5	76	GLN
36	O5	89	ARG
36	O5	90	ARG
36	O5	93	THR
36	O5	94	LYS
36	O5	96	GLU
36	O5	104	GLN
36	O5	105	ARG
36	O5	115	LYS
36	O5	118	ILE
37	O6	13	LYS
37	O6	17	VAL
37	O6	20	MET
37	O6	29	LYS
37	O6	36	ARG
37	O6	53	TYR
37	O6	56	ARG
37	O6	76	ARG
37	O6	94	ILE
37	O6	98	ARG
38	O7	24	ARG
38	O7	25	ARG
38	O7	33	THR
38	O7	43	LYS
38	O7	55	ARG
38	O7	58	THR
38	O7	67	LEU
38	O7	80	THR
39	O8	8	ILE
39	O8	13	GLU
39	O8	19	ASP
39	O8	24	THR
39	O8	31	LEU
39	O8	32	ASN
39	O8	48	SER
39	O8	53	THR
39	O8	64	LYS
39	O8	77	ARG
40	O9	4	GLN
40	O9	21	ARG
40	O9	23	LEU

Continued on next page...

Continued from previous page...

Mol	Chain	Res	Type
40	O9	28	ARG
40	O9	45	ARG
40	O9	47	THR
41	Q0	78	ILE
41	Q0	79	GLU
41	Q0	113	ARG
41	Q0	120	GLN
41	Q0	127	LEU
42	Q1	1	MET
42	Q1	2	ARG
42	Q1	9	ARG
42	Q1	10	THR
43	Q2	8	ARG
43	Q2	21	THR
43	Q2	26	THR
43	Q2	35	LEU
43	Q2	71	ARG
43	Q2	83	LEU
43	Q2	84	THR
43	Q2	85	LEU
43	Q2	93	LEU
44	Q3	11	THR
44	Q3	40	SER
44	Q3	45	LYS
44	Q3	60	CYS
44	Q3	82	THR
44	Q3	87	ARG
46	S0	8	ASP
46	S0	23	HIS
46	S0	27	ARG
46	S0	28	ASN
46	S0	59	LEU
46	S0	62	ARG
46	S0	101	ARG
46	S0	119	ARG
46	S0	153	SER
46	S0	172	LEU
46	S0	177	LEU
46	S0	185	ARG
46	S0	188	LEU
46	S0	189	VAL
46	S0	190	ASP

Continued on next page...

Continued from previous page...

Mol	Chain	Res	Type
46	S0	191	ARG
46	S0	202	TYR
46	S0	203	PHE
46	S0	205	ARG
46	S0	206	ASP
47	S1	21	VAL
47	S1	30	PHE
47	S1	31	ASP
47	S1	36	SER
47	S1	38	PHE
47	S1	43	VAL
47	S1	46	THR
47	S1	49	ASN
47	S1	61	LEU
47	S1	62	LYS
47	S1	78	ASP
47	S1	81	PHE
47	S1	84	ILE
47	S1	89	ASP
47	S1	96	LEU
47	S1	105	PHE
47	S1	108	ASP
47	S1	115	ARG
47	S1	117	TRP
47	S1	135	LEU
47	S1	148	ASN
47	S1	177	GLN
47	S1	180	THR
47	S1	181	LEU
47	S1	183	GLN
47	S1	194	ASN
47	S1	209	ASN
47	S1	218	LEU
47	S1	220	GLN
47	S1	223	PHE
48	S2	53	ILE
48	S2	69	ILE
48	S2	70	ASP
48	S2	76	LEU
48	S2	91	ARG
48	S2	97	ARG
48	S2	111	VAL

Continued on next page...

Continued from previous page...

Mol	Chain	Res	Type
48	S2	117	THR
48	S2	140	ARG
48	S2	141	ARG
48	S2	152	HIS
48	S2	187	LEU
48	S2	226	THR
49	S3	20	GLU
49	S3	21	LEU
49	S3	64	ARG
49	S3	65	ARG
49	S3	74	GLN
49	S3	76	ARG
49	S3	113	LEU
49	S3	116	ARG
49	S3	117	ARG
49	S3	143	ARG
49	S3	146	ARG
49	S3	148	LYS
49	S3	151	LYS
49	S3	158	ILE
49	S3	177	MET
49	S3	178	ARG
49	S3	190	ARG
49	S3	197	THR
49	S3	204	ASP
49	S3	218	LEU
50	S4	9	LEU
50	S4	38	LEU
50	S4	39	ARG
50	S4	40	GLU
50	S4	42	LEU
50	S4	45	ILE
50	S4	57	ASN
50	S4	77	ARG
50	S4	102	VAL
50	S4	104	ASP
50	S4	108	ARG
50	S4	116	ASP
50	S4	126	VAL
50	S4	131	LEU
50	S4	148	ARG
50	S4	180	LEU

Continued on next page...

Continued from previous page...

Mol	Chain	Res	Type
50	S4	181	VAL
50	S4	182	TYR
50	S4	187	ARG
50	S4	198	LYS
50	S4	211	LYS
50	S4	215	ASP
50	S4	222	LEU
50	S4	226	PHE
50	S4	227	VAL
50	S4	231	GLN
51	S5	25	LEU
51	S5	44	ASN
51	S5	72	HIS
51	S5	79	ASN
51	S5	93	LEU
51	S5	94	THR
51	S5	119	ASP
51	S5	123	VAL
51	S5	156	ARG
51	S5	157	ARG
51	S5	174	LEU
51	S5	186	ASN
51	S5	194	LEU
51	S5	203	LYS
51	S5	223	SER
52	S6	7	TYR
52	S6	10	ASN
52	S6	15	THR
52	S6	41	VAL
52	S6	56	ASN
52	S6	64	LYS
52	S6	69	LEU
52	S6	76	LEU
52	S6	78	THR
52	S6	109	LEU
52	S6	126	ASP
52	S6	132	ARG
52	S6	133	LEU
52	S6	137	ARG
52	S6	139	ASN
52	S6	143	LYS
52	S6	155	ASP

Continued on next page...

Continued from previous page...

Mol	Chain	Res	Type
52	S6	157	VAL
52	S6	168	THR
52	S6	169	TYR
52	S6	177	ARG
52	S6	189	HIS
52	S6	211	LEU
52	S6	216	LEU
53	S7	24	PHE
53	S7	29	ASN
53	S7	50	ASP
53	S7	70	PHE
53	S7	76	LYS
53	S7	77	LEU
53	S7	85	PHE
53	S7	104	ARG
53	S7	114	ARG
53	S7	126	LEU
53	S7	133	THR
53	S7	160	GLN
53	S7	161	GLN
53	S7	163	ASP
54	S8	4	SER
54	S8	8	ARG
54	S8	11	ARG
54	S8	21	PHE
54	S8	25	ARG
54	S8	36	THR
54	S8	45	SER
54	S8	47	ARG
54	S8	56	ARG
54	S8	58	LEU
54	S8	92	ARG
54	S8	107	THR
54	S8	123	LYS
54	S8	138	ASN
54	S8	178	ARG
54	S8	184	LEU
54	S8	189	LEU
54	S8	193	LEU
55	S9	3	ARG
55	S9	6	ARG
55	S9	21	SER

Continued on next page...

Continued from previous page...

Mol	Chain	Res	Type
55	S9	28	LEU
55	S9	33	GLU
55	S9	38	ASN
55	S9	39	LYS
55	S9	49	LEU
55	S9	78	ARG
55	S9	93	LEU
55	S9	97	LEU
55	S9	99	LEU
55	S9	103	ASP
55	S9	118	LEU
55	S9	142	ASN
55	S9	150	LEU
55	S9	157	ASP
55	S9	175	ARG
56	C0	8	ARG
56	C0	16	PHE
56	C0	32	HIS
56	C0	37	THR
56	C0	46	LEU
56	C0	47	GLN
56	C0	55	VAL
56	C0	56	LYS
56	C0	76	LEU
56	C0	78	GLU
56	C0	82	LEU
57	C1	5	LEU
57	C1	8	GLN
57	C1	18	HIS
57	C1	44	THR
57	C1	55	ASP
57	C1	67	ARG
57	C1	69	LYS
57	C1	74	THR
57	C1	83	THR
57	C1	136	ARG
58	C2	43	ARG
58	C2	45	LEU
58	C2	61	VAL
58	C2	103	LEU
58	C2	125	ASN
58	C2	126	TRP

Continued on next page...

Continued from previous page...

Mol	Chain	Res	Type
58	C2	132	GLU
58	C2	140	PHE
59	C3	3	ARG
59	C3	13	SER
59	C3	27	LYS
59	C3	42	ARG
59	C3	64	ARG
59	C3	99	ARG
59	C3	105	ASN
59	C3	127	ARG
59	C3	138	ASN
59	C3	149	LEU
60	C4	25	ASP
60	C4	29	HIS
60	C4	41	ARG
60	C4	43	THR
60	C4	51	ASP
60	C4	79	VAL
60	C4	81	VAL
60	C4	89	THR
60	C4	91	THR
60	C4	92	LYS
60	C4	137	LEU
61	C5	18	ARG
61	C5	21	ASP
61	C5	22	LEU
61	C5	36	LEU
61	C5	40	ARG
61	C5	50	THR
61	C5	89	MET
61	C5	108	ARG
61	C5	110	GLU
61	C5	130	ARG
62	C6	10	PHE
62	C6	12	LYS
62	C6	14	LYS
62	C6	34	SER
62	C6	40	GLU
62	C6	45	ARG
62	C6	46	PHE
62	C6	53	LEU
62	C6	59	LYS

Continued on next page...

Continued from previous page...

Mol	Chain	Res	Type
62	C6	66	ARG
62	C6	69	VAL
62	C6	74	HIS
62	C6	106	LYS
62	C6	109	PHE
62	C6	114	ARG
62	C6	128	LYS
63	C7	3	ARG
63	C7	5	ARG
63	C7	6	THR
63	C7	7	LYS
63	C7	19	ARG
63	C7	23	LYS
63	C7	36	ASP
63	C7	38	ILE
63	C7	40	THR
63	C7	43	SER
63	C7	46	LEU
63	C7	49	LYS
63	C7	59	LYS
63	C7	62	GLN
63	C7	83	GLN
63	C7	85	VAL
63	C7	87	GLU
63	C7	102	VAL
64	C8	7	GLU
64	C8	12	GLN
64	C8	25	ASN
64	C8	32	LEU
64	C8	47	CYS
64	C8	57	ARG
64	C8	71	GLN
64	C8	74	GLN
64	C8	88	ARG
64	C8	103	ASN
64	C8	111	ASP
64	C8	120	ARG
64	C8	143	ARG
64	C8	145	ARG
65	C9	6	VAL
65	C9	18	TYR
65	C9	22	LEU

Continued on next page...

Continued from previous page...

Mol	Chain	Res	Type
65	C9	28	LEU
65	C9	35	ASP
65	C9	36	ILE
65	C9	43	ASN
65	C9	70	GLN
65	C9	84	LYS
65	C9	89	ARG
65	C9	126	GLU
65	C9	130	ARG
65	C9	144	GLU
66	D0	18	GLN
66	D0	23	ARG
66	D0	27	THR
66	D0	49	ASN
66	D0	66	SER
66	D0	70	THR
66	D0	74	GLU
66	D0	81	THR
66	D0	85	ARG
66	D0	88	LYS
66	D0	118	VAL
67	D1	1	MET
67	D1	5	LYS
67	D1	22	ARG
67	D1	31	SER
67	D1	32	VAL
67	D1	33	GLN
67	D1	52	THR
67	D1	76	ASP
67	D1	87	ARG
68	D2	9	ASP
68	D2	22	LYS
68	D2	23	ARG
68	D2	31	SER
68	D2	37	PHE
68	D2	53	ILE
68	D2	65	LEU
68	D2	76	SER
68	D2	89	TRP
68	D2	93	LEU
68	D2	98	GLN
68	D2	121	VAL

Continued on next page...

Continued from previous page...

Mol	Chain	Res	Type
68	D2	126	LEU
69	D3	3	LYS
69	D3	7	ARG
69	D3	19	ARG
69	D3	30	LYS
69	D3	57	LEU
69	D3	66	SER
69	D3	82	LYS
69	D3	89	ASN
69	D3	107	PHE
69	D3	110	LYS
69	D3	117	ILE
69	D3	133	LEU
70	D4	10	ARG
70	D4	34	ASN
70	D4	49	LYS
70	D4	55	VAL
70	D4	57	VAL
70	D4	61	ARG
70	D4	63	GLN
70	D4	88	THR
70	D4	102	LYS
70	D4	104	SER
70	D4	124	ARG
70	D4	131	ARG
70	D4	132	ARG
71	D5	42	LEU
71	D5	48	ASP
71	D5	59	TYR
71	D5	60	VAL
71	D5	67	ASP
71	D5	70	LYS
71	D5	85	LYS
71	D5	95	HIS
71	D5	100	ILE
71	D5	102	THR
72	D6	3	LYS
72	D6	5	ARG
72	D6	7	SER
72	D6	12	LYS
72	D6	23	CYS
72	D6	38	ARG

Continued on next page...

Continued from previous page...

Mol	Chain	Res	Type
72	D6	39	MET
72	D6	44	ILE
72	D6	52	ASP
72	D6	75	VAL
72	D6	82	ARG
72	D6	85	ARG
73	D7	3	LEU
73	D7	11	THR
73	D7	29	ARG
73	D7	33	LEU
73	D7	54	VAL
73	D7	72	LYS
73	D7	77	THR
73	D7	79	PHE
74	D8	14	LYS
74	D8	19	THR
74	D8	32	PHE
74	D8	49	ARG
74	D8	64	ARG
74	D8	67	ARG
75	D9	5	ASN
75	D9	12	ARG
75	D9	14	TYR
75	D9	19	ARG
75	D9	21	CYS
75	D9	30	LEU
75	D9	32	ARG
75	D9	41	GLN
76	E0	15	LYS
76	E0	28	LYS
76	E0	39	LEU
76	E0	53	LYS
76	E0	55	ARG
77	E1	89	LYS
77	E1	138	ARG
77	E1	140	TYR
77	E1	144	CYS
77	E1	150	VAL
77	E1	151	ASN
78	SR	16	HIS
78	SR	44	SER
78	SR	50	ASP

Continued on next page...

Continued from previous page...

Mol	Chain	Res	Type
78	SR	52	GLN
78	SR	59	ARG
78	SR	66	HIS
78	SR	73	LEU
78	SR	76	ASP
78	SR	106	HIS
78	SR	117	LYS
78	SR	141	LEU
78	SR	147	HIS
78	SR	149	ASP
78	SR	165	ASP
78	SR	191	ASP
78	SR	202	LEU
78	SR	207	ASP
78	SR	238	ASP
78	SR	250	TYR
78	SR	265	LEU
78	SR	268	GLN
79	SM	23	LYS
79	SM	24	GLU
79	SM	27	LYS
79	SM	28	SER
79	SM	30	THR
79	SM	34	LYS
79	SM	46	LYS
79	SM	61	ILE
79	SM	70	ASN
79	SM	78	ASP
79	SM	88	ARG
79	SM	89	ARG
79	SM	91	THR
79	SM	102	THR
79	SM	116	GLU
79	SM	117	LEU
4	12	14	SER
4	12	31	THR
4	12	32	LEU
4	12	45	VAL
4	12	79	ASN
4	12	101	VAL
4	12	104	LEU
4	12	109	GLU

Continued on next page...

Continued from previous page...

Mol	Chain	Res	Type
4	l2	113	VAL
4	l2	114	SER
4	l2	147	ARG
4	l2	159	SER
4	l2	165	VAL
4	l2	179	LEU
4	l2	181	LYS
4	l2	193	ARG
4	l2	243	THR
5	l3	3	HIS
5	l3	4	ARG
5	l3	5	LYS
5	l3	7	GLU
5	l3	10	ARG
5	l3	19	ARG
5	l3	24	SER
5	l3	34	LYS
5	l3	37	ARG
5	l3	44	THR
5	l3	47	LEU
5	l3	53	MET
5	l3	77	THR
5	l3	85	VAL
5	l3	103	THR
5	l3	104	THR
5	l3	111	SER
5	l3	112	ASP
5	l3	113	GLU
5	l3	114	VAL
5	l3	120	LYS
5	l3	121	ASN
5	l3	139	GLN
5	l3	146	ARG
5	l3	148	LEU
5	l3	169	THR
5	l3	192	VAL
5	l3	196	ARG
5	l3	202	THR
5	l3	205	VAL
5	l3	207	SER
5	l3	211	GLN
5	l3	222	LYS

Continued on next page...

Continued from previous page...

Mol	Chain	Res	Type
5	13	229	VAL
5	13	232	ARG
5	13	242	THR
5	13	252	ILE
5	13	260	VAL
5	13	284	ARG
5	13	297	SER
5	13	316	GLU
5	13	320	ASP
5	13	332	ARG
5	13	369	ARG
5	13	386	ASP
6	14	10	SER
6	14	14	GLU
6	14	25	VAL
6	14	33	ASP
6	14	37	THR
6	14	52	VAL
6	14	54	GLU
6	14	60	THR
6	14	64	SER
6	14	73	ARG
6	14	93	MET
6	14	105	THR
6	14	112	LYS
6	14	120	TYR
6	14	138	ARG
6	14	144	LYS
6	14	150	LEU
6	14	156	LEU
6	14	177	ASP
6	14	179	LEU
6	14	186	LYS
6	14	187	LEU
6	14	191	LYS
6	14	194	TYR
6	14	197	ARG
6	14	200	THR
6	14	206	LEU
6	14	220	ARG
6	14	230	VAL
6	14	246	ARG

Continued on next page...

Continued from previous page...

Mol	Chain	Res	Type
6	14	258	LEU
6	14	287	THR
6	14	313	LEU
6	14	327	LEU
6	14	338	LYS
7	15	8	LYS
7	15	25	GLU
7	15	35	ARG
7	15	51	LEU
7	15	56	THR
7	15	70	THR
7	15	74	VAL
7	15	75	LEU
7	15	81	HIS
7	15	85	ARG
7	15	110	LEU
7	15	111	GLN
7	15	112	LYS
7	15	117	GLU
7	15	133	GLU
7	15	146	LEU
7	15	152	ARG
7	15	155	THR
7	15	178	ASN
7	15	183	TRP
7	15	185	PHE
7	15	194	LEU
7	15	205	SER
7	15	210	GLU
7	15	211	LEU
7	15	220	SER
7	15	227	LEU
7	15	230	ASP
7	15	232	ASP
7	15	234	ASP
7	15	236	LEU
7	15	237	GLU
7	15	241	THR
7	15	259	LYS
7	15	271	LYS
7	15	273	ARG
8	16	2	SER

Continued on next page...

Continued from previous page...

Mol	Chain	Res	Type
8	16	5	LYS
8	16	8	LYS
8	16	21	THR
8	16	26	ARG
8	16	30	LEU
8	16	46	ARG
8	16	50	LYS
8	16	52	VAL
8	16	64	LEU
8	16	65	ILE
8	16	66	SER
8	16	78	ARG
8	16	79	VAL
8	16	88	SER
8	16	89	THR
8	16	96	VAL
8	16	98	VAL
8	16	109	GLU
8	16	129	GLU
8	16	152	THR
8	16	155	LEU
8	16	162	SER
9	17	22	THR
9	17	24	GLU
9	17	45	LEU
9	17	60	ARG
9	17	78	GLU
9	17	87	VAL
9	17	88	ARG
9	17	98	LYS
9	17	110	ARG
9	17	124	LEU
9	17	130	ILE
9	17	158	LYS
9	17	159	GLN
9	17	175	LYS
9	17	179	LEU
9	17	180	SER
9	17	184	LEU
9	17	229	PHE
9	17	232	ARG
10	18	68	ARG

Continued on next page...

Continued from previous page...

Mol	Chain	Res	Type
10	18	74	THR
10	18	79	GLN
10	18	81	THR
10	18	83	ASP
10	18	108	ARG
10	18	132	VAL
10	18	136	LEU
10	18	149	LYS
10	18	162	LEU
10	18	164	VAL
10	18	169	LEU
10	18	172	LYS
10	18	192	GLN
10	18	200	LEU
10	18	203	VAL
10	18	246	MET
10	18	248	LYS
11	19	2	LYS
11	19	6	THR
11	19	18	VAL
11	19	31	ARG
11	19	48	VAL
11	19	52	LEU
11	19	68	LEU
11	19	70	THR
11	19	92	TYR
11	19	93	VAL
11	19	105	GLU
11	19	133	THR
11	19	140	VAL
11	19	151	VAL
11	19	157	ASN
11	19	161	LEU
11	19	169	ASN
11	19	177	ASP
12	m0	3	ARG
12	m0	4	ARG
12	m0	20	SER
12	m0	21	ARG
12	m0	26	VAL
12	m0	28	ASP
12	m0	35	ASP

Continued on next page...

Continued from previous page...

Mol	Chain	Res	Type
12	m0	42	THR
12	m0	48	LEU
12	m0	50	VAL
12	m0	52	LEU
12	m0	58	GLU
12	m0	59	GLN
12	m0	63	GLU
12	m0	71	CYS
12	m0	74	LYS
12	m0	76	MET
12	m0	85	PHE
12	m0	87	LEU
12	m0	95	HIS
12	m0	101	LYS
12	m0	129	VAL
12	m0	138	VAL
12	m0	139	ARG
12	m0	142	ASP
12	m0	143	SER
12	m0	154	ARG
12	m0	156	ARG
12	m0	163	GLN
12	m0	167	LEU
12	m0	169	LYS
12	m0	176	LEU
12	m0	177	ASP
12	m0	200	LEU
12	m0	205	SER
12	m0	217	PHE
12	m0	220	GLN
13	m1	7	ASN
13	m1	9	MET
13	m1	13	LYS
13	m1	16	LYS
13	m1	29	ARG
13	m1	30	LEU
13	m1	34	SER
13	m1	44	THR
13	m1	55	ARG
13	m1	56	THR
13	m1	92	ARG
13	m1	101	ASN

Continued on next page...

Continued from previous page...

Mol	Chain	Res	Type
13	m1	107	ASP
13	m1	109	HIS
13	m1	112	LEU
13	m1	129	VAL
13	m1	130	VAL
13	m1	137	ARG
13	m1	148	VAL
13	m1	152	HIS
13	m1	157	GLU
13	m1	159	THR
14	m3	13	HIS
14	m3	15	ARG
14	m3	23	LYS
14	m3	54	LEU
14	m3	57	VAL
14	m3	58	VAL
14	m3	67	ARG
14	m3	69	VAL
14	m3	76	THR
14	m3	80	VAL
14	m3	85	LEU
14	m3	86	THR
14	m3	149	GLN
14	m3	152	THR
14	m3	168	ARG
14	m3	184	GLU
14	m3	194	GLU
15	m4	4	ASP
15	m4	13	ARG
15	m4	20	VAL
15	m4	21	VAL
15	m4	28	SER
15	m4	42	LYS
15	m4	62	GLN
15	m4	72	LEU
15	m4	80	THR
15	m4	82	SER
15	m4	90	VAL
15	m4	108	ARG
16	m5	7	LEU
16	m5	19	LEU
16	m5	22	LEU

Continued on next page...

Continued from previous page...

Mol	Chain	Res	Type
16	m5	24	ARG
16	m5	49	ARG
16	m5	62	TYR
16	m5	65	ARG
16	m5	68	ARG
16	m5	71	ARG
16	m5	75	VAL
16	m5	80	THR
16	m5	83	LYS
16	m5	97	SER
16	m5	98	LEU
16	m5	99	ARG
16	m5	114	ARG
16	m5	117	ASN
16	m5	138	GLN
16	m5	147	ARG
16	m5	153	ASP
16	m5	178	HIS
16	m5	180	PHE
16	m5	182	ASN
16	m5	204	LYS
17	m6	22	VAL
17	m6	25	LYS
17	m6	41	LEU
17	m6	56	ASP
17	m6	67	THR
17	m6	68	ARG
17	m6	78	ARG
17	m6	84	LEU
17	m6	85	ARG
17	m6	106	GLU
17	m6	108	ILE
17	m6	116	LYS
17	m6	119	VAL
17	m6	124	LEU
17	m6	128	ARG
17	m6	142	SER
17	m6	143	THR
17	m6	182	ASN
17	m6	184	THR
18	m7	3	ARG
18	m7	7	THR

Continued on next page...

Continued from previous page...

Mol	Chain	Res	Type
18	m7	20	SER
18	m7	25	SER
18	m7	32	THR
18	m7	40	GLU
18	m7	52	LEU
18	m7	56	ARG
18	m7	69	ARG
18	m7	94	LEU
18	m7	107	LEU
18	m7	112	LEU
18	m7	115	SER
18	m7	116	HIS
18	m7	121	GLN
18	m7	126	ARG
18	m7	127	ARG
18	m7	142	SER
18	m7	144	SER
18	m7	148	LEU
18	m7	155	GLU
19	m8	3	ILE
19	m8	7	SER
19	m8	12	ARG
19	m8	21	SER
19	m8	26	LEU
19	m8	32	LEU
19	m8	33	TYR
19	m8	49	LEU
19	m8	57	ILE
19	m8	64	VAL
19	m8	81	VAL
19	m8	86	THR
19	m8	93	ILE
19	m8	99	THR
19	m8	127	LEU
19	m8	135	GLN
19	m8	138	LEU
19	m8	141	ARG
19	m8	148	GLU
19	m8	168	THR
19	m8	170	ARG
19	m8	178	ARG
20	m9	10	LEU

Continued on next page...

Continued from previous page...

Mol	Chain	Res	Type
20	m9	17	VAL
20	m9	27	ASN
20	m9	29	THR
20	m9	63	THR
20	m9	74	ARG
20	m9	84	THR
20	m9	88	ARG
20	m9	106	LEU
20	m9	114	LYS
20	m9	128	LYS
20	m9	130	ASN
20	m9	134	HIS
20	m9	138	LEU
20	m9	171	ASP
21	n0	1	MET
21	n0	3	HIS
21	n0	17	GLU
21	n0	23	LYS
21	n0	32	SER
21	n0	50	LYS
21	n0	80	ARG
21	n0	87	THR
21	n0	88	HIS
21	n0	96	ASP
21	n0	97	VAL
21	n0	104	GLU
21	n0	117	ARG
21	n0	132	THR
21	n0	137	ARG
21	n0	148	LEU
21	n0	149	LYS
21	n0	155	ARG
21	n0	162	THR
21	n0	172	TYR
22	n1	3	LYS
22	n1	9	SER
22	n1	17	ARG
22	n1	25	VAL
22	n1	26	HIS
22	n1	28	SER
22	n1	60	LYS
22	n1	64	VAL

Continued on next page...

Continued from previous page...

Mol	Chain	Res	Type
22	n1	78	LYS
22	n1	83	ARG
22	n1	88	ARG
22	n1	89	LEU
22	n1	101	CYS
22	n1	102	ARG
22	n1	107	GLU
22	n1	116	ARG
22	n1	118	GLU
22	n1	127	GLN
22	n1	131	GLN
22	n1	136	ARG
22	n1	139	ARG
22	n1	143	THR
22	n1	157	GLU
23	n2	28	PHE
23	n2	50	LEU
23	n2	55	THR
23	n2	57	THR
23	n2	74	LYS
23	n2	75	TYR
23	n2	93	ILE
23	n2	100	THR
23	n2	104	ARG
24	n3	9	THR
24	n3	13	ILE
24	n3	32	ARG
24	n3	44	SER
24	n3	45	ARG
24	n3	68	GLU
24	n3	81	GLN
24	n3	131	SER
24	n3	135	VAL
81	n4	1	MET
81	n4	19	THR
81	n4	25	ASP
81	n4	36	SER
81	n4	39	LEU
81	n4	80	ARG
81	n4	96	LEU
81	n4	107	GLU
81	n4	127	LYS

Continued on next page...

Continued from previous page...

Mol	Chain	Res	Type
26	n5	24	LEU
26	n5	27	ARG
26	n5	37	THR
26	n5	56	ARG
26	n5	59	SER
26	n5	71	THR
26	n5	102	LEU
26	n5	115	ARG
26	n5	125	ARG
26	n5	142	ILE
27	n6	3	LYS
27	n6	6	LEU
27	n6	12	ARG
27	n6	16	ARG
27	n6	21	THR
27	n6	37	LYS
27	n6	40	ARG
27	n6	45	ILE
27	n6	48	LEU
27	n6	51	ARG
27	n6	56	VAL
27	n6	66	GLN
27	n6	71	SER
27	n6	74	TYR
27	n6	115	ARG
27	n6	120	GLN
27	n6	122	LYS
28	n7	3	LYS
28	n7	14	VAL
28	n7	29	HIS
28	n7	46	ILE
28	n7	81	LEU
28	n7	95	VAL
28	n7	99	GLU
28	n7	100	THR
28	n7	102	GLU
28	n7	108	GLU
28	n7	128	GLN
28	n7	134	LEU
29	n8	3	SER
29	n8	4	ARG
29	n8	8	THR

Continued on next page...

Continued from previous page...

Mol	Chain	Res	Type
29	n8	10	LYS
29	n8	14	HIS
29	n8	15	VAL
29	n8	25	HIS
29	n8	32	ARG
29	n8	34	MET
29	n8	46	ASP
29	n8	47	LYS
29	n8	59	ARG
29	n8	60	TYR
29	n8	77	LYS
29	n8	82	ILE
29	n8	88	ASP
29	n8	115	LYS
29	n8	133	LEU
30	n9	3	LYS
30	n9	13	THR
30	n9	17	HIS
30	n9	19	ASN
30	n9	21	ILE
30	n9	22	LYS
30	n9	58	LYS
31	o0	11	ASN
31	o0	12	GLN
31	o0	34	LEU
31	o0	41	LEU
31	o0	52	ARG
31	o0	54	SER
31	o0	59	TYR
31	o0	61	MET
31	o0	68	TYR
31	o0	76	GLU
31	o0	91	SER
31	o0	97	ASP
31	o0	104	LEU
32	o1	4	LEU
32	o1	5	LYS
32	o1	16	LEU
32	o1	26	LYS
32	o1	31	ARG
32	o1	44	MET
32	o1	46	THR

Continued on next page...

Continued from previous page...

Mol	Chain	Res	Type
32	o1	55	LEU
32	o1	64	VAL
32	o1	76	SER
32	o1	89	LEU
32	o1	91	SER
32	o1	96	VAL
32	o1	106	THR
32	o1	107	VAL
32	o1	112	ASP
33	o2	6	HIS
33	o2	16	LYS
33	o2	18	LYS
33	o2	24	ARG
33	o2	27	ARG
33	o2	30	GLU
33	o2	34	LYS
33	o2	35	GLN
33	o2	41	VAL
33	o2	51	SER
33	o2	73	THR
33	o2	75	LEU
33	o2	82	LEU
33	o2	100	ILE
33	o2	103	LYS
33	o2	125	ARG
34	o3	10	LYS
34	o3	20	LYS
34	o3	59	VAL
34	o3	60	ARG
34	o3	62	SER
34	o3	74	THR
34	o3	92	LYS
34	o3	98	VAL
34	o3	105	SER
35	o4	58	ARG
35	o4	64	THR
35	o4	66	SER
35	o4	68	THR
35	o4	71	THR
35	o4	81	CYS
35	o4	83	ASN
36	o5	20	GLN

Continued on next page...

Continued from previous page...

Mol	Chain	Res	Type
36	o5	21	LEU
36	o5	27	GLU
36	o5	36	LEU
36	o5	38	ARG
36	o5	41	LEU
36	o5	46	THR
36	o5	67	ARG
36	o5	79	ASP
36	o5	86	ARG
36	o5	89	ARG
36	o5	90	ARG
36	o5	98	SER
37	o6	2	THR
37	o6	15	LYS
37	o6	19	SER
37	o6	21	THR
37	o6	29	LYS
37	o6	34	SER
37	o6	35	ASN
37	o6	36	ARG
37	o6	38	LYS
37	o6	68	ARG
37	o6	99	ARG
38	o7	3	LYS
38	o7	11	ARG
38	o7	16	HIS
38	o7	25	ARG
38	o7	28	HIS
38	o7	33	THR
38	o7	44	THR
38	o7	46	SER
38	o7	58	THR
38	o7	59	THR
38	o7	65	ARG
38	o7	80	THR
39	o8	16	ARG
39	o8	17	ARG
39	o8	28	ASN
39	o8	41	THR
39	o8	46	ARG
39	o8	52	TYR
39	o8	63	LYS

Continued on next page...

Continued from previous page...

Mol	Chain	Res	Type
39	o8	64	LYS
40	o9	6	SER
40	o9	15	LYS
40	o9	21	ARG
40	o9	42	ARG
40	o9	45	ARG
40	o9	49	MET
40	o9	51	ILE
82	p0	5	ARG
82	p0	10	GLU
82	p0	15	LEU
82	p0	26	PHE
82	p0	31	ASP
82	p0	46	ARG
82	p0	48	ARG
82	p0	51	VAL
82	p0	55	LYS
82	p0	67	LEU
82	p0	72	ASP
82	p0	73	PHE
82	p0	93	LEU
82	p0	104	ARG
82	p0	196	VAL
41	q0	79	GLU
41	q0	91	CYS
41	q0	98	LYS
41	q0	112	LYS
41	q0	113	ARG
41	q0	114	LYS
41	q0	127	LEU
41	q0	128	LYS
42	q1	8	LYS
42	q1	24	SER
42	q1	25	LYS
43	q2	2	VAL
43	q2	7	THR
43	q2	8	ARG
43	q2	17	CYS
43	q2	18	ARG
43	q2	26	THR
43	q2	28	TYR
43	q2	34	SER

Continued on next page...

Continued from previous page...

Mol	Chain	Res	Type
43	q2	48	SER
43	q2	61	LYS
43	q2	71	ARG
43	q2	78	LYS
43	q2	80	ARG
43	q2	85	LEU
43	q2	93	LEU
43	q2	96	GLU
43	q2	105	GLN
43	q2	106	PHE
44	q3	4	ARG
44	q3	24	ARG
44	q3	25	GLN
44	q3	26	VAL
44	q3	54	ILE
44	q3	60	CYS
46	s0	3	LEU
46	s0	22	THR
46	s0	30	GLN
46	s0	50	VAL
46	s0	59	LEU
46	s0	83	GLN
46	s0	87	LEU
46	s0	103	THR
46	s0	135	GLU
46	s0	139	VAL
46	s0	153	SER
46	s0	157	ASP
46	s0	164	ASN
46	s0	172	LEU
46	s0	185	ARG
46	s0	190	ASP
46	s0	200	ASP
46	s0	202	TYR
46	s0	203	PHE
47	s1	47	LEU
47	s1	54	LEU
47	s1	61	LEU
47	s1	62	LYS
47	s1	70	LEU
47	s1	78	ASP
47	s1	81	PHE

Continued on next page...

Continued from previous page...

Mol	Chain	Res	Type
47	s1	96	LEU
47	s1	98	THR
47	s1	103	MET
47	s1	115	ARG
47	s1	169	SER
47	s1	173	THR
47	s1	183	GLN
47	s1	185	THR
47	s1	194	ASN
47	s1	223	PHE
47	s1	234	GLU
48	s2	55	GLU
48	s2	69	ILE
48	s2	72	LEU
48	s2	73	LEU
48	s2	89	GLN
48	s2	90	THR
48	s2	91	ARG
48	s2	94	GLN
48	s2	97	ARG
48	s2	111	VAL
48	s2	117	THR
48	s2	137	ILE
48	s2	139	ILE
48	s2	141	ARG
48	s2	146	THR
48	s2	152	HIS
48	s2	161	LYS
48	s2	164	SER
48	s2	185	LYS
48	s2	186	LYS
48	s2	225	LEU
48	s2	229	LEU
49	s3	7	LYS
49	s3	21	LEU
49	s3	35	SER
49	s3	40	ARG
49	s3	44	THR
49	s3	55	THR
49	s3	61	GLU
49	s3	64	ARG
49	s3	65	ARG

Continued on next page...

Continued from previous page...

Mol	Chain	Res	Type
49	s3	71	LEU
49	s3	74	GLN
49	s3	109	LEU
49	s3	111	ASN
49	s3	113	LEU
49	s3	116	ARG
49	s3	117	ARG
49	s3	127	MET
49	s3	132	LYS
49	s3	139	SER
49	s3	162	GLN
49	s3	168	ILE
49	s3	169	ASP
49	s3	170	THR
49	s3	172	THR
49	s3	176	LEU
49	s3	177	MET
49	s3	178	ARG
49	s3	179	GLN
49	s3	185	LYS
49	s3	212	LYS
49	s3	213	GLU
49	s3	218	LEU
50	s4	9	LEU
50	s4	11	ARG
50	s4	12	LEU
50	s4	38	LEU
50	s4	45	ILE
50	s4	57	ASN
50	s4	66	MET
50	s4	67	GLN
50	s4	100	ARG
50	s4	104	ASP
50	s4	113	ARG
50	s4	116	ASP
50	s4	126	VAL
50	s4	131	LEU
50	s4	138	TYR
50	s4	148	ARG
50	s4	170	THR
50	s4	180	LEU
50	s4	182	TYR

Continued on next page...

Continued from previous page...

Mol	Chain	Res	Type
50	s4	187	ARG
50	s4	194	THR
50	s4	216	ASN
50	s4	217	THR
50	s4	221	ARG
50	s4	246	LEU
50	s4	252	ARG
51	s5	25	LEU
51	s5	27	THR
51	s5	31	GLU
51	s5	37	GLN
51	s5	38	THR
51	s5	42	LEU
51	s5	51	VAL
51	s5	60	ASP
51	s5	63	GLN
51	s5	66	GLN
51	s5	79	ASN
51	s5	89	ILE
51	s5	93	LEU
51	s5	112	ARG
51	s5	148	ARG
51	s5	156	ARG
51	s5	157	ARG
51	s5	167	ARG
51	s5	190	ILE
51	s5	194	LEU
51	s5	208	SER
51	s5	213	LYS
51	s5	225	ARG
52	s6	1	MET
52	s6	6	SER
52	s6	7	TYR
52	s6	14	LYS
52	s6	15	THR
52	s6	22	HIS
52	s6	30	LYS
52	s6	31	ARG
52	s6	34	GLN
52	s6	50	PHE
52	s6	57	ASP
52	s6	71	THR

Continued on next page...

Continued from previous page...

Mol	Chain	Res	Type
52	s6	76	LEU
52	s6	80	ASN
52	s6	92	ARG
52	s6	93	LYS
52	s6	97	VAL
52	s6	98	ARG
52	s6	111	LEU
52	s6	121	LEU
52	s6	126	ASP
52	s6	127	THR
52	s6	128	THR
52	s6	151	ASP
52	s6	166	GLU
52	s6	215	ARG
52	s6	216	LEU
53	s7	8	ILE
53	s7	11	GLN
53	s7	35	LYS
53	s7	42	GLN
53	s7	50	ASP
53	s7	62	VAL
53	s7	67	LEU
53	s7	79	ARG
53	s7	108	GLN
53	s7	117	THR
53	s7	157	LYS
53	s7	160	GLN
53	s7	166	LEU
54	s8	20	GLN
54	s8	28	GLU
54	s8	29	LEU
54	s8	36	THR
54	s8	59	ARG
54	s8	69	SER
54	s8	76	THR
54	s8	116	HIS
54	s8	137	LYS
54	s8	155	SER
54	s8	168	CYS
55	s9	6	ARG
55	s9	11	THR
55	s9	22	SER

Continued on next page...

Continued from previous page...

Mol	Chain	Res	Type
55	s9	28	LEU
55	s9	39	LYS
55	s9	46	SER
55	s9	90	LYS
55	s9	93	LEU
55	s9	94	ASP
55	s9	105	LEU
55	s9	109	LEU
55	s9	130	THR
55	s9	133	HIS
55	s9	134	ILE
55	s9	147	MET
56	c0	3	MET
56	c0	15	LEU
56	c0	33	GLU
56	c0	36	ASP
56	c0	37	THR
56	c0	40	LEU
56	c0	58	GLN
56	c0	79	TYR
57	c1	20	PHE
57	c1	21	ASN
57	c1	22	ASN
57	c1	25	VAL
57	c1	33	ARG
57	c1	40	LEU
57	c1	60	PHE
57	c1	61	THR
57	c1	67	ARG
57	c1	72	THR
57	c1	74	THR
57	c1	83	THR
57	c1	90	TYR
57	c1	115	PHE
57	c1	117	VAL
57	c1	122	ILE
57	c1	129	ARG
58	c2	26	ASP
58	c2	28	LEU
58	c2	52	LEU
58	c2	58	LEU
58	c2	61	VAL

Continued on next page...

Continued from previous page...

Mol	Chain	Res	Type
58	c2	103	LEU
58	c2	121	VAL
58	c2	126	TRP
58	c2	129	GLU
58	c2	131	ASP
58	c2	139	HIS
58	c2	140	PHE
59	c3	12	SER
59	c3	19	SER
59	c3	40	TYR
59	c3	58	HIS
59	c3	64	ARG
59	c3	66	ILE
59	c3	72	MET
59	c3	73	ARG
59	c3	80	LEU
59	c3	87	ASP
59	c3	94	LYS
59	c3	104	ARG
59	c3	106	ARG
59	c3	115	LEU
59	c3	125	LEU
59	c3	131	THR
59	c3	134	VAL
60	c4	14	PHE
60	c4	28	VAL
60	c4	32	ASP
60	c4	55	SER
60	c4	71	CYS
60	c4	82	LYS
60	c4	89	THR
60	c4	92	LYS
60	c4	114	ARG
60	c4	123	SER
60	c4	132	ARG
60	c4	136	ARG
60	c4	137	LEU
61	c5	21	ASP
61	c5	22	LEU
61	c5	71	GLU
61	c5	92	SER
61	c5	97	TYR

Continued on next page...

Continued from previous page...

Mol	Chain	Res	Type
61	c5	107	ILE
61	c5	121	ILE
61	c5	122	THR
61	c5	124	THR
61	c5	127	ARG
62	c6	13	LYS
62	c6	17	THR
62	c6	23	LYS
62	c6	40	GLU
62	c6	48	VAL
62	c6	53	LEU
62	c6	57	LEU
62	c6	69	VAL
62	c6	111	SER
62	c6	113	ASP
62	c6	117	LEU
62	c6	121	SER
62	c6	128	LYS
62	c6	137	ARG
62	c6	141	SER
63	c7	5	ARG
63	c7	6	THR
63	c7	7	LYS
63	c7	30	THR
63	c7	34	LEU
63	c7	46	LEU
63	c7	54	THR
63	c7	75	GLU
63	c7	103	ASP
63	c7	108	ASP
64	c8	2	SER
64	c8	3	LEU
64	c8	5	VAL
64	c8	12	GLN
64	c8	13	HIS
64	c8	26	ILE
64	c8	28	ILE
64	c8	36	LYS
64	c8	40	ARG
64	c8	57	ARG
64	c8	61	LEU
64	c8	73	MET

Continued on next page...

Continued from previous page...

Mol	Chain	Res	Type
64	c8	85	PHE
64	c8	100	THR
64	c8	101	LEU
64	c8	116	LEU
64	c8	134	ARG
64	c8	138	THR
64	c8	140	THR
64	c8	143	ARG
65	c9	6	VAL
65	c9	25	GLN
65	c9	28	LEU
65	c9	33	TYR
65	c9	36	ILE
65	c9	57	ARG
65	c9	68	ARG
65	c9	86	ARG
65	c9	88	VAL
65	c9	89	ARG
65	c9	99	SER
65	c9	116	ILE
65	c9	123	ARG
65	c9	125	SER
65	c9	126	GLU
66	d0	19	ILE
66	d0	23	ARG
66	d0	27	THR
66	d0	30	LYS
66	d0	34	LEU
66	d0	42	VAL
66	d0	44	ASN
66	d0	57	ARG
66	d0	70	THR
66	d0	77	LYS
66	d0	98	GLN
66	d0	103	ILE
66	d0	109	GLU
66	d0	115	GLU
67	d1	2	GLU
67	d1	3	ASN
67	d1	12	TYR
67	d1	21	ASN
67	d1	52	THR

Continued on next page...

Continued from previous page...

Mol	Chain	Res	Type
67	d1	62	ARG
67	d1	68	SER
67	d1	75	ASN
67	d1	81	ASN
68	d2	3	ARG
68	d2	4	SER
68	d2	6	VAL
68	d2	7	LEU
68	d2	9	ASP
68	d2	20	THR
68	d2	22	LYS
68	d2	23	ARG
68	d2	28	ARG
68	d2	65	LEU
68	d2	68	ARG
68	d2	98	GLN
68	d2	126	LEU
69	d3	3	LYS
69	d3	16	ARG
69	d3	19	ARG
69	d3	28	ASN
69	d3	69	ARG
69	d3	73	ARG
69	d3	84	THR
69	d3	100	ASP
69	d3	107	PHE
69	d3	144	ARG
70	d4	10	ARG
70	d4	35	VAL
70	d4	43	LYS
70	d4	49	LYS
70	d4	53	ASP
70	d4	57	VAL
70	d4	58	PHE
70	d4	62	THR
70	d4	88	THR
70	d4	124	ARG
70	d4	132	ARG
71	d5	68	ARG
71	d5	70	LYS
71	d5	85	LYS
71	d5	97	LYS

Continued on next page...

Continued from previous page...

Mol	Chain	Res	Type
72	d6	7	SER
72	d6	10	ARG
72	d6	11	ASN
72	d6	18	VAL
72	d6	33	ASP
72	d6	46	GLU
72	d6	52	ASP
72	d6	82	ARG
72	d6	84	VAL
72	d6	88	SER
72	d6	91	ASP
73	d7	3	LEU
73	d7	37	CYS
73	d7	52	THR
73	d7	56	CYS
73	d7	81	ARG
74	d8	15	VAL
74	d8	22	ARG
74	d8	31	GLU
74	d8	32	PHE
74	d8	33	LEU
74	d8	34	GLU
74	d8	38	ARG
74	d8	40	ILE
74	d8	49	ARG
74	d8	52	ASP
74	d8	58	GLU
74	d8	60	GLU
74	d8	62	GLU
74	d8	64	ARG
74	d8	65	ARG
75	d9	7	TRP
75	d9	8	PHE
75	d9	10	HIS
75	d9	12	ARG
75	d9	16	LYS
75	d9	30	LEU
75	d9	32	ARG
75	d9	36	LEU
75	d9	39	CYS
75	d9	49	ASP
75	d9	55	PHE

Continued on next page...

Continued from previous page...

Mol	Chain	Res	Type
76	e0	3	LYS
76	e0	4	VAL
76	e0	5	HIS
76	e0	13	LYS
76	e0	28	LYS
76	e0	29	LYS
76	e0	44	PHE
76	e0	48	THR
76	e0	55	ARG
77	e1	84	VAL
77	e1	90	LYS
77	e1	91	ILE
77	e1	99	LYS
77	e1	100	LEU
77	e1	106	TYR
77	e1	108	VAL
77	e1	113	LYS
77	e1	130	VAL
77	e1	137	ASP
77	e1	144	CYS
77	e1	150	VAL
78	sR	4	ASN
78	sR	10	ARG
78	sR	22	SER
78	sR	60	SER
78	sR	70	ASP
78	sR	76	ASP
78	sR	96	THR
78	sR	109	ASP
78	sR	123	ILE
78	sR	126	SER
78	sR	145	LEU
78	sR	167	VAL
78	sR	195	HIS
78	sR	197	SER
78	sR	238	ASP
78	sR	258	THR
78	sR	266	ASP
78	sR	275	ARG
78	sR	282	SER
79	sM	30	THR
79	sM	33	LYS

Continued on next page...

Continued from previous page...

Mol	Chain	Res	Type
79	sM	53	ARG
79	sM	61	ILE
79	sM	77	THR
79	sM	84	LYS
79	sM	102	THR
79	sM	103	LYS
79	sM	104	LYS
79	sM	110	TRP
79	sM	116	GLU

Some sidechains can be flipped to improve hydrogen bonding and reduce clashes. All (58) such sidechains are listed below:

Mol	Chain	Res	Type
4	L2	86	GLN
7	L5	40	HIS
7	L5	264	GLN
11	L9	49	ASN
12	M0	59	GLN
13	M1	68	HIS
13	M1	109	HIS
19	M8	136	ASN
21	N0	88	HIS
23	N2	52	ASN
24	N3	98	ASN
28	N7	57	HIS
29	N8	62	HIS
38	O7	30	GLN
47	S1	118	GLN
47	S1	209	ASN
50	S4	188	ASN
50	S4	209	HIS
53	S7	71	HIS
53	S7	160	GLN
54	S8	103	GLN
55	S9	38	ASN
55	S9	139	GLN
56	C0	28	ASN
57	C1	81	HIS
61	C5	103	ASN
70	D4	63	GLN
71	D5	95	HIS
75	D9	5	ASN

Continued on next page...

Continued from previous page...

Mol	Chain	Res	Type
5	l3	211	GLN
6	l4	279	HIS
7	l5	17	GLN
7	l5	81	HIS
9	l7	166	ASN
11	l9	162	GLN
12	m0	23	ASN
16	m5	138	GLN
20	m9	7	GLN
20	m9	36	ASN
20	m9	118	HIS
26	n5	111	ASN
27	n6	120	GLN
28	n7	57	HIS
28	n7	128	GLN
47	s1	232	HIS
50	s4	69	HIS
52	s6	182	GLN
53	s7	71	HIS
56	c0	32	HIS
57	c1	138	ASN
62	c6	83	GLN
64	c8	44	ASN
66	d0	72	ASN
67	d1	3	ASN
70	d4	22	GLN
73	d7	51	GLN
76	e0	17	GLN
78	sR	248	ASN

5.3.3 RNA ⓘ

Mol	Chain	Analysed	Backbone Outliers	Pucker Outliers
1	1	3095/3396 (91%)	696 (22%)	86 (2%)
1	5	3129/3396 (92%)	752 (24%)	83 (2%)
2	3	120/121 (99%)	22 (18%)	1 (0%)
2	7	120/121 (99%)	24 (20%)	1 (0%)
3	4	154/158 (97%)	36 (23%)	2 (1%)
3	8	157/158 (99%)	43 (27%)	1 (0%)
45	2	1708/1800 (94%)	481 (28%)	59 (3%)
45	6	1733/1800 (96%)	485 (27%)	62 (3%)

Continued on next page...

Continued from previous page...

Mol	Chain	Analysed	Backbone Outliers	Pucker Outliers
All	All	10216/10950 (93%)	2539 (24%)	295 (2%)

All (2539) RNA backbone outliers are listed below:

Mol	Chain	Res	Type
1	1	13	A
1	1	14	U
1	1	16	A
1	1	26	A
1	1	30	G
1	1	40	A
1	1	49	A
1	1	57	A
1	1	59	G
1	1	60	A
1	1	65	A
1	1	66	A
1	1	68	C
1	1	73	C
1	1	74	G
1	1	76	G
1	1	92	G
1	1	101	G
1	1	109	A
1	1	110	G
1	1	111	C
1	1	113	C
1	1	118	U
1	1	121	A
1	1	122	A
1	1	123	A
1	1	133	U
1	1	135	C
1	1	136	G
1	1	146	U
1	1	147	U
1	1	148	G
1	1	156	G
1	1	157	A
1	1	166	C
1	1	169	U
1	1	170	G

Continued on next page...

Continued from previous page...

Mol	Chain	Res	Type
1	1	187	A
1	1	190	U
1	1	191	U
1	1	192	C
1	1	200	C
1	1	210	U
1	1	211	A
1	1	218	G
1	1	219	A
1	1	227	G
1	1	228	U
1	1	237	G
1	1	238	A
1	1	240	U
1	1	241	G
1	1	244	G
1	1	245	U
1	1	250	U
1	1	251	G
1	1	252	U
1	1	269	G
1	1	286	U
1	1	295	A
1	1	298	U
1	1	305	U
1	1	315	C
1	1	316	U
1	1	323	A
1	1	329	U
1	1	334	A
1	1	338	A
1	1	339	C
1	1	349	A
1	1	350	C
1	1	373	A
1	1	374	A
1	1	376	G
1	1	378	A
1	1	390	G
1	1	397	A
1	1	398	A
1	1	401	U

Continued on next page...

Continued from previous page...

Mol	Chain	Res	Type
1	1	402	A
1	1	403	C
1	1	404	G
1	1	420	G
1	1	421	G
1	1	422	A
1	1	437	G
1	1	439	C
1	1	440	A
1	1	495	G
1	1	496	C
1	1	498	A
1	1	511	G
1	1	519	A
1	1	521	A
1	1	535	G
1	1	543	C
1	1	544	C
1	1	546	C
1	1	547	G
1	1	548	G
1	1	549	U
1	1	552	G
1	1	555	U
1	1	557	A
1	1	558	U
1	1	559	A
1	1	566	G
1	1	568	G
1	1	578	A
1	1	579	G
1	1	592	A
1	1	594	U
1	1	595	G
1	1	597	G
1	1	600	G
1	1	603	A
1	1	604	G
1	1	609	G
1	1	611	A
1	1	619	A
1	1	620	U

Continued on next page...

Continued from previous page...

Mol	Chain	Res	Type
1	1	621	A
1	1	622	A
1	1	623	U
1	1	636	C
1	1	637	C
1	1	638	C
1	1	641	C
1	1	642	U
1	1	646	A
1	1	649	A
1	1	651	G
1	1	660	A
1	1	661	G
1	1	662	U
1	1	677	A
1	1	681	U
1	1	683	U
1	1	691	A
1	1	696	C
1	1	698	U
1	1	705	A
1	1	712	G
1	1	715	A
1	1	716	A
1	1	719	U
1	1	725	G
1	1	726	G
1	1	758	C
1	1	764	U
1	1	766	U
1	1	767	U
1	1	776	U
1	1	777	U
1	1	778	U
1	1	781	G
1	1	785	G
1	1	786	A
1	1	806	A
1	1	816	A
1	1	817	A
1	1	823	C
1	1	830	A

Continued on next page...

Continued from previous page...

Mol	Chain	Res	Type
1	1	832	G
1	1	849	C
1	1	857	G
1	1	861	C
1	1	874	U
1	1	875	G
1	1	879	U
1	1	883	A
1	1	890	C
1	1	894	G
1	1	896	A
1	1	905	U
1	1	907	G
1	1	908	G
1	1	913	A
1	1	914	A
1	1	916	G
1	1	917	A
1	1	920	A
1	1	921	A
1	1	924	G
1	1	937	G
1	1	944	C
1	1	953	G
1	1	959	C
1	1	960	U
1	1	962	A
1	1	974	G
1	1	979	U
1	1	980	A
1	1	981	U
1	1	982	C
1	1	994	G
1	1	1001	G
1	1	1002	A
1	1	1010	G
1	1	1015	U
1	1	1016	C
1	1	1017	C
1	1	1018	G
1	1	1020	G
1	1	1021	G

Continued on next page...

Continued from previous page...

Mol	Chain	Res	Type
1	1	1024	G
1	1	1025	A
1	1	1026	A
1	1	1028	U
1	1	1029	G
1	1	1030	A
1	1	1036	A
1	1	1037	C
1	1	1045	C
1	1	1047	A
1	1	1049	C
1	1	1057	A
1	1	1064	A
1	1	1065	A
1	1	1071	U
1	1	1072	G
1	1	1081	U
1	1	1082	U
1	1	1083	G
1	1	1087	G
1	1	1093	A
1	1	1094	U
1	1	1095	U
1	1	1096	U
1	1	1097	G
1	1	1098	A
1	1	1103	A
1	1	1104	G
1	1	1117	G
1	1	1131	G
1	1	1153	A
1	1	1159	A
1	1	1178	G
1	1	1180	A
1	1	1181	U
1	1	1186	G
1	1	1190	A
1	1	1191	U
1	1	1192	C
1	1	1201	C
1	1	1209	G
1	1	1211	U

Continued on next page...

Continued from previous page...

Mol	Chain	Res	Type
1	1	1213	G
1	1	1216	C
1	1	1218	U
1	1	1220	U
1	1	1221	A
1	1	1222	G
1	1	1227	C
1	1	1279	C
1	1	1281	G
1	1	1284	C
1	1	1285	G
1	1	1286	A
1	1	1287	A
1	1	1288	U
1	1	1292	C
1	1	1303	A
1	1	1305	U
1	1	1307	G
1	1	1308	A
1	1	1309	U
1	1	1313	G
1	1	1318	A
1	1	1325	U
1	1	1326	A
1	1	1330	A
1	1	1332	A
1	1	1345	G
1	1	1349	G
1	1	1350	A
1	1	1351	U
1	1	1352	A
1	1	1353	U
1	1	1355	A
1	1	1356	U
1	1	1357	G
1	1	1377	G
1	1	1386	A
1	1	1395	G
1	1	1399	A
1	1	1400	G
1	1	1407	A
1	1	1408	G

Continued on next page...

Continued from previous page...

Mol	Chain	Res	Type
1	1	1419	A
1	1	1421	G
1	1	1431	G
1	1	1433	A
1	1	1434	G
1	1	1437	C
1	1	1446	A
1	1	1450	G
1	1	1454	A
1	1	1455	U
1	1	1467	A
1	1	1481	A
1	1	1482	A
1	1	1485	G
1	1	1506	A
1	1	1508	C
1	1	1514	G
1	1	1527	C
1	1	1546	A
1	1	1555	U
1	1	1556	C
1	1	1557	A
1	1	1558	A
1	1	1560	G
1	1	1561	G
1	1	1562	C
1	1	1563	C
1	1	1564	U
1	1	1565	G
1	1	1566	A
1	1	1567	U
1	1	1568	U
1	1	1569	U
1	1	1570	U
1	1	1576	G
1	1	1580	A
1	1	1581	C
1	1	1582	C
1	1	1583	A
1	1	1587	A
1	1	1589	A
1	1	1593	A

Continued on next page...

Continued from previous page...

Mol	Chain	Res	Type
1	1	1605	A
1	1	1607	U
1	1	1608	C
1	1	1619	A
1	1	1620	U
1	1	1629	U
1	1	1639	C
1	1	1643	A
1	1	1644	C
1	1	1645	U
1	1	1655	G
1	1	1657	C
1	1	1658	G
1	1	1683	A
1	1	1686	U
1	1	1701	C
1	1	1716	U
1	1	1717	U
1	1	1724	U
1	1	1725	C
1	1	1729	A
1	1	1736	G
1	1	1741	A
1	1	1742	U
1	1	1746	U
1	1	1750	A
1	1	1751	G
1	1	1752	A
1	1	1759	C
1	1	1760	A
1	1	1761	C
1	1	1762	C
1	1	1763	U
1	1	1764	U
1	1	1765	U
1	1	1770	G
1	1	1773	C
1	1	1780	G
1	1	1781	C
1	1	1797	A
1	1	1814	A
1	1	1815	U

Continued on next page...

Continued from previous page...

Mol	Chain	Res	Type
1	1	1816	A
1	1	1817	G
1	1	1819	U
1	1	1820	U
1	1	1821	U
1	1	1834	U
1	1	1835	A
1	1	1839	A
1	1	1841	A
1	1	1842	A
1	1	1845	G
1	1	1846	C
1	1	1849	C
1	1	1850	A
1	1	1864	A
1	1	1871	U
1	1	1878	G
1	1	1879	A
1	1	1880	U
1	1	1886	A
1	1	1892	G
1	1	1906	G
1	1	1926	C
1	1	1927	G
1	1	1948	G
1	1	1951	C
1	1	1952	G
1	1	1953	G
1	1	1954	G
1	1	2094	C
1	1	2095	G
1	1	2100	A
1	1	2101	C
1	1	2102	U
1	1	2111	G
1	1	2112	U
1	1	2113	A
1	1	2114	C
1	1	2121	G
1	1	2122	G
1	1	2131	A
1	1	2140	U

Continued on next page...

Continued from previous page...

Mol	Chain	Res	Type
1	1	2158	A
1	1	2164	A
1	1	2169	G
1	1	2170	U
1	1	2171	G
1	1	2177	G
1	1	2179	C
1	1	2188	A
1	1	2190	U
1	1	2194	G
1	1	2198	A
1	1	2200	U
1	1	2201	G
1	1	2205	U
1	1	2206	G
1	1	2207	A
1	1	2208	A
1	1	2209	U
1	1	2223	A
1	1	2228	A
1	1	2230	C
1	1	2244	A
1	1	2249	G
1	1	2250	G
1	1	2252	A
1	1	2255	A
1	1	2256	A
1	1	2257	C
1	1	2272	G
1	1	2273	G
1	1	2279	A
1	1	2280	A
1	1	2281	A
1	1	2282	U
1	1	2284	C
1	1	2288	G
1	1	2307	G
1	1	2310	U
1	1	2311	G
1	1	2313	A
1	1	2314	U
1	1	2315	G

Continued on next page...

Continued from previous page...

Mol	Chain	Res	Type
1	1	2334	U
1	1	2336	U
1	1	2364	G
1	1	2372	A
1	1	2373	A
1	1	2374	C
1	1	2375	G
1	1	2385	G
1	1	2393	G
1	1	2397	A
1	1	2401	A
1	1	2402	A
1	1	2403	G
1	1	2404	A
1	1	2405	C
1	1	2411	U
1	1	2412	G
1	1	2418	G
1	1	2419	A
1	1	2434	U
1	1	2440	G
1	1	2444	C
1	1	2503	G
1	1	2504	U
1	1	2507	C
1	1	2508	U
1	1	2511	A
1	1	2514	U
1	1	2515	A
1	1	2522	G
1	1	2523	A
1	1	2532	U
1	1	2533	G
1	1	2537	U
1	1	2538	U
1	1	2539	C
1	1	2540	A
1	1	2541	U
1	1	2542	U
1	1	2543	U
1	1	2546	C
1	1	2547	A

Continued on next page...

Continued from previous page...

Mol	Chain	Res	Type
1	1	2549	G
1	1	2552	C
1	1	2554	A
1	1	2555	G
1	1	2559	U
1	1	2561	A
1	1	2569	A
1	1	2570	U
1	1	2571	U
1	1	2572	C
1	1	2573	G
1	1	2574	G
1	1	2576	G
1	1	2581	U
1	1	2585	G
1	1	2593	A
1	1	2594	C
1	1	2606	G
1	1	2607	G
1	1	2614	G
1	1	2619	G
1	1	2636	A
1	1	2638	C
1	1	2652	U
1	1	2656	A
1	1	2658	G
1	1	2673	A
1	1	2674	A
1	1	2675	C
1	1	2677	G
1	1	2681	U
1	1	2689	A
1	1	2691	A
1	1	2694	A
1	1	2696	A
1	1	2705	A
1	1	2714	G
1	1	2719	U
1	1	2720	G
1	1	2723	U
1	1	2728	G
1	1	2737	C

Continued on next page...

Continued from previous page...

Mol	Chain	Res	Type
1	1	2752	U
1	1	2753	G
1	1	2760	C
1	1	2766	U
1	1	2769	A
1	1	2772	C
1	1	2773	C
1	1	2776	C
1	1	2777	G
1	1	2778	G
1	1	2796	G
1	1	2799	A
1	1	2800	G
1	1	2801	A
1	1	2802	A
1	1	2803	A
1	1	2810	C
1	1	2814	G
1	1	2815	G
1	1	2816	G
1	1	2817	A
1	1	2818	U
1	1	2836	C
1	1	2839	G
1	1	2842	U
1	1	2845	A
1	1	2847	A
1	1	2853	A
1	1	2860	U
1	1	2868	U
1	1	2871	G
1	1	2872	A
1	1	2875	U
1	1	2876	C
1	1	2887	A
1	1	2896	A
1	1	2898	G
1	1	2899	C
1	1	2914	G
1	1	2923	U
1	1	2935	U
1	1	2936	A

Continued on next page...

Continued from previous page...

Mol	Chain	Res	Type
1	1	2942	C
1	1	2946	A
1	1	2947	G
1	1	2965	U
1	1	2971	A
1	1	2973	G
1	1	2983	C
1	1	2985	C
1	1	2986	U
1	1	2987	A
1	1	2990	G
1	1	2997	G
1	1	3011	A
1	1	3012	A
1	1	3030	G
1	1	3046	A
1	1	3057	U
1	1	3059	G
1	1	3078	U
1	1	3079	U
1	1	3080	G
1	1	3086	A
1	1	3092	C
1	1	3094	A
1	1	3101	G
1	1	3117	C
1	1	3120	C
1	1	3122	A
1	1	3128	G
1	1	3129	A
1	1	3130	A
1	1	3131	U
1	1	3142	A
1	1	3143	C
1	1	3152	U
1	1	3153	U
1	1	3154	C
1	1	3155	U
1	1	3156	U
1	1	3157	U
1	1	3164	C
1	1	3165	A

Continued on next page...

Continued from previous page...

Mol	Chain	Res	Type
1	1	3168	A
1	1	3172	A
1	1	3173	G
1	1	3174	A
1	1	3176	G
1	1	3179	U
1	1	3181	C
1	1	3187	A
1	1	3195	U
1	1	3196	U
1	1	3206	C
1	1	3207	U
1	1	3210	A
1	1	3217	C
1	1	3218	A
1	1	3219	G
1	1	3234	A
1	1	3235	C
1	1	3244	A
1	1	3245	A
1	1	3246	G
1	1	3247	G
1	1	3256	G
1	1	3259	U
1	1	3270	U
1	1	3273	A
1	1	3276	G
1	1	3277	U
1	1	3279	A
1	1	3280	U
1	1	3281	U
1	1	3286	G
1	1	3288	G
1	1	3289	G
1	1	3293	U
1	1	3294	A
1	1	3295	A
1	1	3303	G
1	1	3304	U
1	1	3307	A
1	1	3316	A
1	1	3318	G

Continued on next page...

Continued from previous page...

Mol	Chain	Res	Type
1	1	3320	A
1	1	3323	A
1	1	3335	A
1	1	3341	U
1	1	3342	A
1	1	3344	A
1	1	3345	G
1	1	3346	U
1	1	3347	A
1	1	3349	C
1	1	3351	U
1	1	3352	U
1	1	3353	G
1	1	3354	U
1	1	3355	U
1	1	3358	U
1	1	3359	A
1	1	3360	C
1	1	3363	U
1	1	3368	U
1	1	3369	G
1	1	3375	A
1	1	3378	C
1	1	3382	U
1	1	3383	G
1	1	3384	U
1	1	3386	G
1	1	3389	U
1	1	3396	U
2	3	5	G
2	3	7	G
2	3	10	C
2	3	13	A
2	3	22	A
2	3	29	C
2	3	41	G
2	3	49	G
2	3	51	A
2	3	53	U
2	3	54	U
2	3	55	A
2	3	65	G

Continued on next page...

Continued from previous page...

Mol	Chain	Res	Type
2	3	73	C
2	3	74	C
2	3	75	G
2	3	76	A
2	3	91	G
2	3	95	A
2	3	102	A
2	3	112	G
2	3	114	U
3	4	2	A
3	4	20	U
3	4	23	U
3	4	34	U
3	4	35	C
3	4	39	G
3	4	43	A
3	4	51	G
3	4	59	A
3	4	62	C
3	4	63	G
3	4	75	G
3	4	84	C
3	4	85	G
3	4	86	U
3	4	87	G
3	4	90	U
3	4	95	G
3	4	104	A
3	4	105	A
3	4	106	C
3	4	110	C
3	4	111	A
3	4	113	U
3	4	120	C
3	4	125	U
3	4	126	A
3	4	128	U
3	4	146	U
3	4	148	G
3	4	151	C
3	4	152	G
3	4	155	A

Continued on next page...

Continued from previous page...

Mol	Chain	Res	Type
3	4	156	U
3	4	157	U
3	4	158	U
45	2	2	A
45	2	4	C
45	2	17	C
45	2	25	C
45	2	26	A
45	2	27	U
45	2	34	G
45	2	39	A
45	2	42	G
45	2	45	U
45	2	46	A
45	2	47	A
45	2	50	C
45	2	57	G
45	2	59	C
45	2	60	U
45	2	67	A
45	2	68	A
45	2	69	G
45	2	72	A
45	2	73	U
45	2	74	U
45	2	75	U
45	2	76	A
45	2	77	U
45	2	95	G
45	2	100	A
45	2	104	A
45	2	105	A
45	2	106	U
45	2	111	U
45	2	114	C
45	2	140	A
45	2	141	U
45	2	144	U
45	2	145	A
45	2	146	U
45	2	153	G
45	2	159	U

Continued on next page...

Continued from previous page...

Mol	Chain	Res	Type
45	2	160	C
45	2	178	U
45	2	179	A
45	2	181	A
45	2	185	U
45	2	186	C
45	2	190	C
45	2	191	C
45	2	194	U
45	2	195	G
45	2	196	G
45	2	197	A
45	2	198	A
45	2	199	G
45	2	200	A
45	2	215	A
45	2	218	A
45	2	219	A
45	2	222	A
45	2	226	A
45	2	227	U
45	2	228	G
45	2	229	U
45	2	230	C
45	2	231	U
45	2	233	C
45	2	234	G
45	2	235	G
45	2	238	U
45	2	239	C
45	2	240	U
45	2	241	U
45	2	242	U
45	2	250	C
45	2	260	U
45	2	261	U
45	2	262	U
45	2	265	A
45	2	266	A
45	2	267	U
45	2	271	A
45	2	272	U

Continued on next page...

Continued from previous page...

Mol	Chain	Res	Type
45	2	273	G
45	2	275	C
45	2	276	C
45	2	277	U
45	2	278	U
45	2	279	G
45	2	280	U
45	2	281	G
45	2	288	A
45	2	290	G
45	2	299	A
45	2	308	C
45	2	309	C
45	2	314	C
45	2	316	A
45	2	320	U
45	2	321	C
45	2	322	G
45	2	333	A
45	2	337	G
45	2	338	C
45	2	341	A
45	2	352	A
45	2	359	A
45	2	360	A
45	2	361	C
45	2	370	A
45	2	380	U
45	2	390	G
45	2	393	C
45	2	399	A
45	2	400	A
45	2	401	A
45	2	402	C
45	2	404	G
45	2	409	C
45	2	412	A
45	2	416	A
45	2	418	G
45	2	424	C
45	2	425	A
45	2	426	G

Continued on next page...

Continued from previous page...

Mol	Chain	Res	Type
45	2	428	A
45	2	434	G
45	2	435	C
45	2	437	A
45	2	438	A
45	2	439	U
45	2	444	C
45	2	448	C
45	2	452	A
45	2	459	G
45	2	468	A
45	2	469	C
45	2	475	A
45	2	477	A
45	2	484	C
45	2	485	A
45	2	487	G
45	2	500	C
45	2	502	U
45	2	504	U
45	2	505	A
45	2	506	A
45	2	507	U
45	2	508	U
45	2	510	G
45	2	512	A
45	2	513	U
45	2	515	A
45	2	516	G
45	2	519	C
45	2	527	A
45	2	532	U
45	2	538	A
45	2	539	G
45	2	540	G
45	2	541	A
45	2	542	A
45	2	543	C
45	2	544	A
45	2	545	A
45	2	548	G
45	2	549	G

Continued on next page...

Continued from previous page...

Mol	Chain	Res	Type
45	2	554	C
45	2	555	A
45	2	556	A
45	2	557	G
45	2	558	U
45	2	559	C
45	2	565	C
45	2	571	G
45	2	577	G
45	2	579	A
45	2	580	A
45	2	594	A
45	2	595	G
45	2	609	U
45	2	611	U
45	2	619	A
45	2	620	A
45	2	621	A
45	2	622	A
45	2	623	A
45	2	635	A
45	2	639	U
45	2	640	U
45	2	650	U
45	2	652	G
45	2	653	C
45	2	655	G
45	2	656	G
45	2	657	U
45	2	658	C
45	2	677	G
45	2	680	U
45	2	684	A
45	2	685	A
45	2	686	C
45	2	687	G
45	2	688	G
45	2	690	G
45	2	692	C
45	2	693	U
45	2	694	U
45	2	696	C

Continued on next page...

Continued from previous page...

Mol	Chain	Res	Type
45	2	697	C
45	2	698	U
45	2	700	C
45	2	701	U
45	2	702	G
45	2	703	G
45	2	704	C
45	2	705	U
45	2	735	C
45	2	736	C
45	2	737	A
45	2	738	G
45	2	741	C
45	2	742	U
45	2	743	U
45	2	754	A
45	2	755	A
45	2	756	A
45	2	757	A
45	2	765	G
45	2	766	U
45	2	774	A
45	2	775	G
45	2	778	G
45	2	781	U
45	2	782	U
45	2	783	G
45	2	784	C
45	2	787	G
45	2	789	A
45	2	794	U
45	2	795	U
45	2	796	A
45	2	803	A
45	2	812	A
45	2	815	G
45	2	816	G
45	2	819	G
45	2	820	U
45	2	821	U
45	2	823	G
45	2	829	A

Continued on next page...

Continued from previous page...

Mol	Chain	Res	Type
45	2	831	U
45	2	832	U
45	2	833	U
45	2	835	U
45	2	836	U
45	2	837	G
45	2	846	G
45	2	852	C
45	2	854	U
45	2	856	A
45	2	857	U
45	2	860	U
45	2	863	A
45	2	873	U
45	2	886	U
45	2	898	A
45	2	906	A
45	2	912	U
45	2	914	G
45	2	915	A
45	2	921	U
45	2	926	A
45	2	933	A
45	2	935	U
45	2	942	G
45	2	944	A
45	2	951	A
45	2	960	U
45	2	992	A
45	2	993	A
45	2	996	U
45	2	997	G
45	2	1003	A
45	2	1004	U
45	2	1005	A
45	2	1010	C
45	2	1020	A
45	2	1021	C
45	2	1025	A
45	2	1026	A
45	2	1028	C
45	2	1029	U

Continued on next page...

Continued from previous page...

Mol	Chain	Res	Type
45	2	1039	A
45	2	1040	G
45	2	1052	U
45	2	1053	G
45	2	1055	U
45	2	1056	U
45	2	1057	U
45	2	1058	U
45	2	1059	U
45	2	1060	U
45	2	1061	A
45	2	1064	G
45	2	1075	C
45	2	1076	A
45	2	1079	U
45	2	1081	A
45	2	1082	C
45	2	1085	G
45	2	1092	A
45	2	1095	U
45	2	1096	C
45	2	1097	U
45	2	1100	G
45	2	1101	G
45	2	1109	G
45	2	1138	A
45	2	1146	G
45	2	1150	G
45	2	1151	A
45	2	1155	G
45	2	1157	A
45	2	1158	C
45	2	1160	A
45	2	1164	G
45	2	1167	G
45	2	1175	U
45	2	1185	U
45	2	1194	A
45	2	1196	A
45	2	1197	C
45	2	1198	G
45	2	1199	G

Continued on next page...

Continued from previous page...

Mol	Chain	Res	Type
45	2	1200	G
45	2	1202	A
45	2	1207	C
45	2	1208	A
45	2	1209	C
45	2	1217	A
45	2	1218	G
45	2	1226	A
45	2	1227	A
45	2	1228	G
45	2	1229	G
45	2	1244	A
45	2	1245	G
45	2	1250	U
45	2	1251	U
45	2	1259	U
45	2	1284	C
45	2	1287	A
45	2	1288	G
45	2	1301	U
45	2	1311	U
45	2	1312	A
45	2	1314	U
45	2	1315	U
45	2	1321	A
45	2	1337	A
45	2	1339	C
45	2	1340	U
45	2	1341	A
45	2	1344	A
45	2	1345	A
45	2	1349	G
45	2	1354	G
45	2	1360	A
45	2	1361	U
45	2	1363	U
45	2	1364	G
45	2	1369	U
45	2	1370	U
45	2	1371	A
45	2	1372	U
45	2	1378	U

Continued on next page...

Continued from previous page...

Mol	Chain	Res	Type
45	2	1385	G
45	2	1388	A
45	2	1390	U
45	2	1398	U
45	2	1399	C
45	2	1413	U
45	2	1414	U
45	2	1415	U
45	2	1416	G
45	2	1422	A
45	2	1426	C
45	2	1427	A
45	2	1428	G
45	2	1439	C
45	2	1440	C
45	2	1443	U
45	2	1444	A
45	2	1445	G
45	2	1446	A
45	2	1448	G
45	2	1456	C
45	2	1457	C
45	2	1458	G
45	2	1459	C
45	2	1461	C
45	2	1471	A
45	2	1473	U
45	2	1474	G
45	2	1482	C
45	2	1486	G
45	2	1489	U
45	2	1490	C
45	2	1491	U
45	2	1492	A
45	2	1493	A
45	2	1494	C
45	2	1496	U
45	2	1500	C
45	2	1506	G
45	2	1514	U
45	2	1516	A
45	2	1517	U

Continued on next page...

Continued from previous page...

Mol	Chain	Res	Type
45	2	1521	G
45	2	1523	G
45	2	1524	A
45	2	1526	A
45	2	1529	C
45	2	1533	C
45	2	1535	U
45	2	1536	G
45	2	1537	C
45	2	1538	U
45	2	1540	G
45	2	1542	G
45	2	1546	G
45	2	1552	U
45	2	1557	U
45	2	1559	A
45	2	1569	A
45	2	1573	A
45	2	1574	G
45	2	1577	A
45	2	1582	U
45	2	1584	G
45	2	1593	A
45	2	1601	G
45	2	1607	G
45	2	1614	A
45	2	1615	C
45	2	1616	G
45	2	1618	C
45	2	1623	C
45	2	1624	C
45	2	1625	C
45	2	1626	U
45	2	1631	A
45	2	1636	C
45	2	1656	U
45	2	1657	U
45	2	1658	G
45	2	1680	G
45	2	1681	A
45	2	1682	U
45	2	1683	C

Continued on next page...

Continued from previous page...

Mol	Chain	Res	Type
45	2	1684	U
45	2	1712	A
45	2	1713	G
45	2	1715	G
45	2	1717	G
45	2	1731	A
45	2	1736	G
45	2	1755	A
45	2	1756	A
45	2	1757	G
45	2	1762	A
45	2	1766	A
45	2	1769	U
45	2	1780	G
45	2	1782	A
45	2	1783	C
45	2	1790	A
45	2	1792	G
45	2	1793	G
45	2	1794	A
45	2	1795	U
45	2	1796	C
1	5	15	C
1	5	16	A
1	5	26	A
1	5	28	C
1	5	40	A
1	5	43	A
1	5	49	A
1	5	57	A
1	5	59	G
1	5	60	A
1	5	65	A
1	5	66	A
1	5	73	C
1	5	74	G
1	5	76	G
1	5	92	G
1	5	96	G
1	5	97	U
1	5	99	A
1	5	109	A

Continued on next page...

Continued from previous page...

Mol	Chain	Res	Type
1	5	110	G
1	5	111	C
1	5	113	C
1	5	116	A
1	5	121	A
1	5	122	A
1	5	132	C
1	5	133	U
1	5	134	U
1	5	136	G
1	5	146	U
1	5	152	U
1	5	156	G
1	5	157	A
1	5	161	G
1	5	170	G
1	5	171	G
1	5	172	G
1	5	174	C
1	5	175	C
1	5	180	C
1	5	181	U
1	5	182	U
1	5	187	A
1	5	188	U
1	5	190	U
1	5	191	U
1	5	200	C
1	5	210	U
1	5	213	A
1	5	218	G
1	5	219	A
1	5	220	G
1	5	221	A
1	5	231	G
1	5	239	G
1	5	240	U
1	5	241	G
1	5	243	G
1	5	247	C
1	5	248	U
1	5	249	U

Continued on next page...

Continued from previous page...

Mol	Chain	Res	Type
1	5	250	U
1	5	251	G
1	5	252	U
1	5	253	A
1	5	254	A
1	5	269	G
1	5	282	G
1	5	283	G
1	5	284	A
1	5	285	A
1	5	286	U
1	5	287	G
1	5	295	A
1	5	299	G
1	5	310	U
1	5	323	A
1	5	329	U
1	5	334	A
1	5	339	C
1	5	349	A
1	5	350	C
1	5	370	U
1	5	376	G
1	5	378	A
1	5	398	A
1	5	399	A
1	5	401	U
1	5	402	A
1	5	403	C
1	5	419	G
1	5	421	G
1	5	422	A
1	5	436	A
1	5	437	G
1	5	439	C
1	5	440	A
1	5	442	G
1	5	443	G
1	5	492	U
1	5	494	G
1	5	495	G
1	5	503	C

Continued on next page...

Continued from previous page...

Mol	Chain	Res	Type
1	5	514	G
1	5	515	C
1	5	521	A
1	5	530	G
1	5	535	G
1	5	542	G
1	5	544	C
1	5	545	U
1	5	546	C
1	5	547	G
1	5	548	G
1	5	549	U
1	5	555	U
1	5	557	A
1	5	558	U
1	5	559	A
1	5	565	U
1	5	578	A
1	5	579	G
1	5	581	U
1	5	588	G
1	5	592	A
1	5	603	A
1	5	604	G
1	5	609	G
1	5	610	G
1	5	611	A
1	5	619	A
1	5	620	U
1	5	622	A
1	5	636	C
1	5	649	A
1	5	660	A
1	5	662	U
1	5	676	G
1	5	677	A
1	5	681	U
1	5	683	U
1	5	697	A
1	5	699	A
1	5	702	C
1	5	705	A

Continued on next page...

Continued from previous page...

Mol	Chain	Res	Type
1	5	712	G
1	5	715	A
1	5	716	A
1	5	720	A
1	5	725	G
1	5	727	G
1	5	736	A
1	5	751	A
1	5	752	C
1	5	765	C
1	5	766	U
1	5	767	U
1	5	776	U
1	5	777	U
1	5	781	G
1	5	785	G
1	5	786	A
1	5	801	A
1	5	806	A
1	5	816	A
1	5	817	A
1	5	818	C
1	5	820	A
1	5	830	A
1	5	851	C
1	5	860	G
1	5	861	C
1	5	874	U
1	5	879	U
1	5	895	A
1	5	896	A
1	5	907	G
1	5	908	G
1	5	914	A
1	5	916	G
1	5	917	A
1	5	921	A
1	5	924	G
1	5	925	A
1	5	937	G
1	5	944	C
1	5	953	G

Continued on next page...

Continued from previous page...

Mol	Chain	Res	Type
1	5	959	C
1	5	960	U
1	5	979	U
1	5	980	A
1	5	981	U
1	5	983	A
1	5	994	G
1	5	1001	G
1	5	1002	A
1	5	1006	A
1	5	1010	G
1	5	1014	U
1	5	1015	U
1	5	1016	C
1	5	1017	C
1	5	1018	G
1	5	1019	G
1	5	1021	G
1	5	1022	U
1	5	1023	C
1	5	1024	G
1	5	1033	U
1	5	1035	G
1	5	1041	U
1	5	1047	A
1	5	1049	C
1	5	1051	U
1	5	1064	A
1	5	1065	A
1	5	1071	U
1	5	1072	G
1	5	1081	U
1	5	1082	U
1	5	1083	G
1	5	1084	A
1	5	1085	A
1	5	1092	C
1	5	1093	A
1	5	1094	U
1	5	1095	U
1	5	1096	U
1	5	1097	G

Continued on next page...

Continued from previous page...

Mol	Chain	Res	Type
1	5	1098	A
1	5	1103	A
1	5	1104	G
1	5	1117	G
1	5	1131	G
1	5	1140	G
1	5	1141	C
1	5	1143	A
1	5	1152	G
1	5	1153	A
1	5	1159	A
1	5	1160	C
1	5	1161	G
1	5	1177	G
1	5	1179	A
1	5	1180	A
1	5	1181	U
1	5	1182	A
1	5	1191	U
1	5	1201	C
1	5	1202	A
1	5	1209	G
1	5	1210	U
1	5	1211	U
1	5	1221	A
1	5	1222	G
1	5	1225	A
1	5	1232	C
1	5	1235	U
1	5	1236	G
1	5	1237	G
1	5	1239	C
1	5	1241	U
1	5	1242	G
1	5	1243	G
1	5	1244	A
1	5	1245	A
1	5	1246	G
1	5	1252	A
1	5	1258	U
1	5	1259	A
1	5	1261	G

Continued on next page...

Continued from previous page...

Mol	Chain	Res	Type
1	5	1262	G
1	5	1263	A
1	5	1264	G
1	5	1285	G
1	5	1295	G
1	5	1299	U
1	5	1307	G
1	5	1308	A
1	5	1309	U
1	5	1311	G
1	5	1313	G
1	5	1324	U
1	5	1330	A
1	5	1331	U
1	5	1332	A
1	5	1337	A
1	5	1345	G
1	5	1348	U
1	5	1349	G
1	5	1355	A
1	5	1356	U
1	5	1357	G
1	5	1359	C
1	5	1360	C
1	5	1386	A
1	5	1390	A
1	5	1399	A
1	5	1400	G
1	5	1417	G
1	5	1418	A
1	5	1419	A
1	5	1421	G
1	5	1428	A
1	5	1431	G
1	5	1434	G
1	5	1435	A
1	5	1437	C
1	5	1446	A
1	5	1450	G
1	5	1451	C
1	5	1452	A
1	5	1472	U

Continued on next page...

Continued from previous page...

Mol	Chain	Res	Type
1	5	1475	A
1	5	1481	A
1	5	1482	A
1	5	1483	G
1	5	1485	G
1	5	1495	U
1	5	1502	C
1	5	1503	A
1	5	1505	C
1	5	1508	C
1	5	1511	U
1	5	1514	G
1	5	1515	A
1	5	1528	G
1	5	1533	U
1	5	1536	G
1	5	1541	G
1	5	1548	C
1	5	1554	U
1	5	1555	U
1	5	1556	C
1	5	1557	A
1	5	1560	G
1	5	1561	G
1	5	1562	C
1	5	1563	C
1	5	1575	A
1	5	1576	G
1	5	1577	G
1	5	1578	C
1	5	1579	C
1	5	1580	A
1	5	1581	C
1	5	1582	C
1	5	1583	A
1	5	1587	A
1	5	1589	A
1	5	1605	A
1	5	1607	U
1	5	1619	A
1	5	1622	U
1	5	1629	U

Continued on next page...

Continued from previous page...

Mol	Chain	Res	Type
1	5	1630	U
1	5	1632	A
1	5	1639	C
1	5	1641	U
1	5	1643	A
1	5	1644	C
1	5	1645	U
1	5	1651	U
1	5	1656	A
1	5	1658	G
1	5	1677	G
1	5	1683	A
1	5	1688	U
1	5	1716	U
1	5	1717	U
1	5	1724	U
1	5	1750	A
1	5	1751	G
1	5	1752	A
1	5	1754	G
1	5	1756	C
1	5	1760	A
1	5	1761	C
1	5	1762	C
1	5	1763	U
1	5	1764	U
1	5	1765	U
1	5	1766	G
1	5	1767	C
1	5	1768	U
1	5	1770	G
1	5	1772	U
1	5	1776	G
1	5	1777	U
1	5	1778	G
1	5	1779	C
1	5	1780	G
1	5	1797	A
1	5	1808	G
1	5	1810	A
1	5	1814	A
1	5	1815	U

Continued on next page...

Continued from previous page...

Mol	Chain	Res	Type
1	5	1816	A
1	5	1818	U
1	5	1821	U
1	5	1834	U
1	5	1839	A
1	5	1841	A
1	5	1842	A
1	5	1846	C
1	5	1849	C
1	5	1859	A
1	5	1866	C
1	5	1868	G
1	5	1878	G
1	5	1879	A
1	5	1880	U
1	5	1881	A
1	5	1886	A
1	5	1890	U
1	5	1891	A
1	5	1892	G
1	5	1906	G
1	5	1931	U
1	5	1935	G
1	5	1949	G
1	5	1950	U
1	5	1951	C
1	5	1952	G
1	5	1953	G
1	5	2094	C
1	5	2095	G
1	5	2096	A
1	5	2097	U
1	5	2098	C
1	5	2099	A
1	5	2100	A
1	5	2102	U
1	5	2103	U
1	5	2113	A
1	5	2121	G
1	5	2122	G
1	5	2131	A
1	5	2140	U

Continued on next page...

Continued from previous page...

Mol	Chain	Res	Type
1	5	2144	A
1	5	2158	A
1	5	2168	A
1	5	2169	G
1	5	2170	U
1	5	2175	U
1	5	2177	G
1	5	2188	A
1	5	2193	U
1	5	2198	A
1	5	2205	U
1	5	2206	G
1	5	2207	A
1	5	2208	A
1	5	2210	G
1	5	2218	G
1	5	2222	A
1	5	2223	A
1	5	2225	U
1	5	2244	A
1	5	2245	C
1	5	2246	G
1	5	2249	G
1	5	2250	G
1	5	2251	G
1	5	2253	G
1	5	2255	A
1	5	2256	A
1	5	2257	C
1	5	2258	U
1	5	2268	U
1	5	2269	U
1	5	2270	A
1	5	2273	G
1	5	2279	A
1	5	2281	A
1	5	2288	G
1	5	2303	A
1	5	2307	G
1	5	2310	U
1	5	2313	A
1	5	2315	G

Continued on next page...

Continued from previous page...

Mol	Chain	Res	Type
1	5	2327	U
1	5	2334	U
1	5	2336	U
1	5	2372	A
1	5	2373	A
1	5	2374	C
1	5	2375	G
1	5	2382	G
1	5	2385	G
1	5	2388	U
1	5	2393	G
1	5	2394	G
1	5	2397	A
1	5	2400	G
1	5	2401	A
1	5	2402	A
1	5	2403	G
1	5	2404	A
1	5	2411	U
1	5	2412	G
1	5	2413	A
1	5	2418	G
1	5	2419	A
1	5	2434	U
1	5	2435	G
1	5	2437	G
1	5	2439	A
1	5	2440	G
1	5	2441	A
1	5	2442	G
1	5	2443	A
1	5	2444	C
1	5	2504	U
1	5	2505	U
1	5	2506	U
1	5	2507	C
1	5	2508	U
1	5	2510	U
1	5	2511	A
1	5	2514	U
1	5	2515	A
1	5	2523	A

Continued on next page...

Continued from previous page...

Mol	Chain	Res	Type
1	5	2526	C
1	5	2530	G
1	5	2531	C
1	5	2532	U
1	5	2534	G
1	5	2535	A
1	5	2536	A
1	5	2537	U
1	5	2538	U
1	5	2539	C
1	5	2540	A
1	5	2541	U
1	5	2542	U
1	5	2543	U
1	5	2549	G
1	5	2550	U
1	5	2552	C
1	5	2553	U
1	5	2555	G
1	5	2566	C
1	5	2567	C
1	5	2569	A
1	5	2570	U
1	5	2571	U
1	5	2572	C
1	5	2573	G
1	5	2574	G
1	5	2583	C
1	5	2584	G
1	5	2585	G
1	5	2593	A
1	5	2594	C
1	5	2600	C
1	5	2606	G
1	5	2614	G
1	5	2619	G
1	5	2637	A
1	5	2638	C
1	5	2647	A
1	5	2652	U
1	5	2656	A
1	5	2657	A

Continued on next page...

Continued from previous page...

Mol	Chain	Res	Type
1	5	2658	G
1	5	2663	G
1	5	2674	A
1	5	2677	G
1	5	2681	U
1	5	2683	U
1	5	2689	A
1	5	2691	A
1	5	2694	A
1	5	2695	A
1	5	2696	A
1	5	2704	A
1	5	2714	G
1	5	2717	U
1	5	2719	U
1	5	2720	G
1	5	2728	G
1	5	2729	U
1	5	2737	C
1	5	2748	A
1	5	2749	G
1	5	2752	U
1	5	2753	G
1	5	2755	C
1	5	2772	C
1	5	2773	C
1	5	2777	G
1	5	2778	G
1	5	2783	U
1	5	2796	G
1	5	2797	C
1	5	2799	A
1	5	2800	G
1	5	2801	A
1	5	2802	A
1	5	2805	G
1	5	2810	C
1	5	2814	G
1	5	2816	G
1	5	2817	A
1	5	2818	U
1	5	2819	A

Continued on next page...

Continued from previous page...

Mol	Chain	Res	Type
1	5	2821	C
1	5	2838	A
1	5	2842	U
1	5	2843	U
1	5	2845	A
1	5	2847	A
1	5	2849	C
1	5	2853	A
1	5	2863	G
1	5	2865	U
1	5	2871	G
1	5	2872	A
1	5	2873	U
1	5	2875	U
1	5	2876	C
1	5	2887	A
1	5	2899	C
1	5	2913	C
1	5	2914	G
1	5	2923	U
1	5	2935	U
1	5	2936	A
1	5	2941	A
1	5	2942	C
1	5	2947	G
1	5	2954	U
1	5	2957	G
1	5	2970	C
1	5	2971	A
1	5	2972	G
1	5	2982	A
1	5	2983	C
1	5	2986	U
1	5	2990	G
1	5	2992	U
1	5	2993	G
1	5	2995	A
1	5	2996	U
1	5	2997	G
1	5	3003	G
1	5	3012	A
1	5	3028	G

Continued on next page...

Continued from previous page...

Mol	Chain	Res	Type
1	5	3056	U
1	5	3057	U
1	5	3059	G
1	5	3062	G
1	5	3065	G
1	5	3078	U
1	5	3079	U
1	5	3080	G
1	5	3086	A
1	5	3087	A
1	5	3092	C
1	5	3104	U
1	5	3122	A
1	5	3123	A
1	5	3126	C
1	5	3129	A
1	5	3131	U
1	5	3142	A
1	5	3143	C
1	5	3145	C
1	5	3153	U
1	5	3154	C
1	5	3155	U
1	5	3156	U
1	5	3157	U
1	5	3158	G
1	5	3159	C
1	5	3164	C
1	5	3165	A
1	5	3166	C
1	5	3168	A
1	5	3172	A
1	5	3173	G
1	5	3174	A
1	5	3176	G
1	5	3181	C
1	5	3187	A
1	5	3188	G
1	5	3195	U
1	5	3196	U
1	5	3197	G
1	5	3207	U

Continued on next page...

Continued from previous page...

Mol	Chain	Res	Type
1	5	3210	A
1	5	3217	C
1	5	3218	A
1	5	3219	G
1	5	3223	A
1	5	3224	G
1	5	3227	A
1	5	3229	G
1	5	3233	C
1	5	3234	A
1	5	3238	G
1	5	3245	A
1	5	3246	G
1	5	3247	G
1	5	3253	G
1	5	3258	U
1	5	3259	U
1	5	3260	G
1	5	3265	C
1	5	3266	G
1	5	3268	A
1	5	3269	U
1	5	3270	U
1	5	3273	A
1	5	3275	U
1	5	3276	G
1	5	3277	U
1	5	3278	C
1	5	3281	U
1	5	3282	U
1	5	3285	C
1	5	3286	G
1	5	3287	U
1	5	3288	G
1	5	3294	A
1	5	3295	A
1	5	3304	U
1	5	3318	G
1	5	3319	U
1	5	3320	A
1	5	3322	A
1	5	3335	A

Continued on next page...

Continued from previous page...

Mol	Chain	Res	Type
1	5	3341	U
1	5	3342	A
1	5	3345	G
1	5	3350	C
1	5	3351	U
1	5	3352	U
1	5	3354	U
1	5	3355	U
1	5	3356	G
1	5	3358	U
1	5	3368	U
1	5	3369	G
1	5	3378	C
1	5	3382	U
1	5	3383	G
1	5	3389	U
1	5	3390	G
1	5	3396	U
2	7	7	G
2	7	13	A
2	7	22	A
2	7	33	U
2	7	41	G
2	7	53	U
2	7	54	U
2	7	55	A
2	7	59	U
2	7	65	G
2	7	73	C
2	7	74	C
2	7	75	G
2	7	76	A
2	7	89	G
2	7	93	C
2	7	94	C
2	7	99	G
2	7	102	A
2	7	108	A
2	7	110	G
2	7	112	G
2	7	114	U
2	7	121	U

Continued on next page...

Continued from previous page...

Mol	Chain	Res	Type
3	8	11	C
3	8	21	C
3	8	34	U
3	8	35	C
3	8	48	A
3	8	53	A
3	8	59	A
3	8	62	C
3	8	63	G
3	8	70	G
3	8	78	G
3	8	79	A
3	8	80	A
3	8	81	U
3	8	83	C
3	8	84	C
3	8	86	U
3	8	87	G
3	8	91	C
3	8	92	A
3	8	95	G
3	8	97	A
3	8	100	U
3	8	104	A
3	8	105	A
3	8	106	C
3	8	107	G
3	8	109	A
3	8	111	A
3	8	113	U
3	8	114	G
3	8	116	G
3	8	117	C
3	8	123	G
3	8	125	U
3	8	126	A
3	8	127	U
3	8	138	A
3	8	152	G
3	8	155	A
3	8	156	U
3	8	157	U

Continued on next page...

Continued from previous page...

Mol	Chain	Res	Type
3	8	158	U
45	6	2	A
45	6	4	C
45	6	13	C
45	6	17	C
45	6	23	G
45	6	25	C
45	6	26	A
45	6	27	U
45	6	34	G
45	6	40	A
45	6	42	G
45	6	47	A
45	6	57	G
45	6	61	A
45	6	63	G
45	6	66	U
45	6	67	A
45	6	68	A
45	6	69	G
45	6	70	C
45	6	71	A
45	6	72	A
45	6	73	U
45	6	74	U
45	6	75	U
45	6	76	A
45	6	77	U
45	6	78	A
45	6	84	A
45	6	94	U
45	6	103	A
45	6	104	A
45	6	114	C
45	6	115	G
45	6	128	U
45	6	130	C
45	6	137	U
45	6	138	A
45	6	140	A
45	6	141	U
45	6	142	G

Continued on next page...

Continued from previous page...

Mol	Chain	Res	Type
45	6	143	G
45	6	144	U
45	6	145	A
45	6	146	U
45	6	153	G
45	6	158	U
45	6	159	U
45	6	166	C
45	6	174	U
45	6	178	U
45	6	179	A
45	6	182	A
45	6	185	U
45	6	186	C
45	6	187	G
45	6	188	A
45	6	190	C
45	6	191	C
45	6	192	U
45	6	193	U
45	6	194	U
45	6	195	G
45	6	196	G
45	6	197	A
45	6	198	A
45	6	199	G
45	6	200	A
45	6	212	U
45	6	215	A
45	6	216	U
45	6	217	A
45	6	218	A
45	6	219	A
45	6	220	A
45	6	221	A
45	6	224	C
45	6	226	A
45	6	227	U
45	6	228	G
45	6	230	C
45	6	232	U
45	6	233	C

Continued on next page...

Continued from previous page...

Mol	Chain	Res	Type
45	6	234	G
45	6	235	G
45	6	236	A
45	6	238	U
45	6	239	C
45	6	240	U
45	6	242	U
45	6	246	G
45	6	249	U
45	6	250	C
45	6	261	U
45	6	265	A
45	6	266	A
45	6	270	C
45	6	271	A
45	6	272	U
45	6	273	G
45	6	275	C
45	6	277	U
45	6	278	U
45	6	280	U
45	6	281	G
45	6	287	G
45	6	295	A
45	6	299	A
45	6	302	U
45	6	308	C
45	6	314	C
45	6	316	A
45	6	319	U
45	6	320	U
45	6	321	C
45	6	322	G
45	6	333	A
45	6	337	G
45	6	338	C
45	6	343	C
45	6	345	U
45	6	352	A
45	6	359	A
45	6	360	A
45	6	361	C

Continued on next page...

Continued from previous page...

Mol	Chain	Res	Type
45	6	364	G
45	6	369	A
45	6	380	U
45	6	390	G
45	6	400	A
45	6	401	A
45	6	402	C
45	6	404	G
45	6	416	A
45	6	418	G
45	6	419	G
45	6	424	C
45	6	425	A
45	6	426	G
45	6	428	A
45	6	434	G
45	6	437	A
45	6	439	U
45	6	443	C
45	6	444	C
45	6	448	C
45	6	452	A
45	6	454	U
45	6	455	C
45	6	464	A
45	6	468	A
45	6	475	A
45	6	477	A
45	6	480	G
45	6	484	C
45	6	486	G
45	6	504	U
45	6	505	A
45	6	506	A
45	6	507	U
45	6	508	U
45	6	510	G
45	6	511	A
45	6	512	A
45	6	513	U
45	6	515	A
45	6	516	G

Continued on next page...

Continued from previous page...

Mol	Chain	Res	Type
45	6	518	A
45	6	519	C
45	6	520	A
45	6	521	A
45	6	526	A
45	6	527	A
45	6	532	U
45	6	533	U
45	6	538	A
45	6	539	G
45	6	542	A
45	6	543	C
45	6	548	G
45	6	549	G
45	6	555	A
45	6	556	A
45	6	557	G
45	6	558	U
45	6	559	C
45	6	565	C
45	6	568	G
45	6	571	G
45	6	574	G
45	6	578	U
45	6	579	A
45	6	580	A
45	6	583	C
45	6	593	U
45	6	594	A
45	6	595	G
45	6	606	A
45	6	609	U
45	6	610	G
45	6	611	U
45	6	617	U
45	6	619	A
45	6	620	A
45	6	622	A
45	6	623	A
45	6	624	G
45	6	630	A
45	6	639	U

Continued on next page...

Continued from previous page...

Mol	Chain	Res	Type
45	6	645	C
45	6	650	U
45	6	651	G
45	6	652	G
45	6	653	C
45	6	677	G
45	6	678	A
45	6	679	U
45	6	680	U
45	6	681	U
45	6	682	C
45	6	683	C
45	6	684	A
45	6	685	A
45	6	687	G
45	6	691	C
45	6	696	C
45	6	701	U
45	6	702	G
45	6	704	C
45	6	708	C
45	6	730	G
45	6	731	C
45	6	740	A
45	6	742	U
45	6	751	G
45	6	754	A
45	6	755	A
45	6	756	A
45	6	765	G
45	6	767	U
45	6	771	A
45	6	774	A
45	6	775	G
45	6	779	U
45	6	780	A
45	6	782	U
45	6	783	G
45	6	787	G
45	6	789	A
45	6	793	A
45	6	794	U

Continued on next page...

Continued from previous page...

Mol	Chain	Res	Type
45	6	795	U
45	6	803	A
45	6	810	G
45	6	811	A
45	6	812	A
45	6	814	A
45	6	815	G
45	6	816	G
45	6	821	U
45	6	822	U
45	6	823	G
45	6	825	U
45	6	826	U
45	6	828	U
45	6	829	A
45	6	830	U
45	6	831	U
45	6	832	U
45	6	833	U
45	6	834	G
45	6	835	U
45	6	855	A
45	6	856	A
45	6	861	U
45	6	862	A
45	6	863	A
45	6	864	U
45	6	865	A
45	6	886	U
45	6	892	A
45	6	893	U
45	6	906	A
45	6	913	G
45	6	914	G
45	6	933	A
45	6	935	U
45	6	942	G
45	6	943	C
45	6	944	A
45	6	945	U
45	6	959	U
45	6	960	U

Continued on next page...

Continued from previous page...

Mol	Chain	Res	Type
45	6	966	A
45	6	969	C
45	6	970	A
45	6	971	A
45	6	983	A
45	6	988	A
45	6	992	A
45	6	993	A
45	6	1003	A
45	6	1004	U
45	6	1005	A
45	6	1021	C
45	6	1026	A
45	6	1028	C
45	6	1029	U
45	6	1039	A
45	6	1040	G
45	6	1042	G
45	6	1051	G
45	6	1052	U
45	6	1053	G
45	6	1057	U
45	6	1058	U
45	6	1059	U
45	6	1060	U
45	6	1061	A
45	6	1062	A
45	6	1072	C
45	6	1074	G
45	6	1076	A
45	6	1081	A
45	6	1082	C
45	6	1083	G
45	6	1091	A
45	6	1092	A
45	6	1095	U
45	6	1096	C
45	6	1097	U
45	6	1098	U
45	6	1100	G
45	6	1138	A
45	6	1150	G

Continued on next page...

Continued from previous page...

Mol	Chain	Res	Type
45	6	1151	A
45	6	1155	G
45	6	1158	C
45	6	1159	C
45	6	1160	A
45	6	1164	G
45	6	1167	G
45	6	1185	U
45	6	1194	A
45	6	1196	A
45	6	1199	G
45	6	1200	G
45	6	1202	A
45	6	1208	A
45	6	1217	A
45	6	1218	G
45	6	1223	A
45	6	1226	A
45	6	1227	A
45	6	1229	G
45	6	1232	U
45	6	1236	A
45	6	1239	U
45	6	1240	U
45	6	1241	G
45	6	1243	G
45	6	1244	A
45	6	1245	G
45	6	1246	C
45	6	1256	A
45	6	1257	U
45	6	1258	U
45	6	1275	A
45	6	1285	U
45	6	1286	U
45	6	1289	U
45	6	1291	G
45	6	1307	U
45	6	1314	U
45	6	1315	U
45	6	1316	G
45	6	1321	A

Continued on next page...

Continued from previous page...

Mol	Chain	Res	Type
45	6	1337	A
45	6	1338	C
45	6	1341	A
45	6	1344	A
45	6	1345	A
45	6	1354	G
45	6	1361	U
45	6	1362	U
45	6	1363	U
45	6	1364	G
45	6	1370	U
45	6	1371	A
45	6	1372	U
45	6	1373	C
45	6	1382	A
45	6	1390	U
45	6	1393	C
45	6	1396	U
45	6	1398	U
45	6	1399	C
45	6	1400	A
45	6	1402	G
45	6	1413	U
45	6	1414	U
45	6	1415	U
45	6	1424	A
45	6	1427	A
45	6	1428	G
45	6	1440	C
45	6	1445	G
45	6	1446	A
45	6	1459	C
45	6	1461	C
45	6	1465	C
45	6	1466	G
45	6	1469	A
45	6	1471	A
45	6	1481	C
45	6	1482	C
45	6	1486	G
45	6	1490	C
45	6	1491	U

Continued on next page...

Continued from previous page...

Mol	Chain	Res	Type
45	6	1492	A
45	6	1493	A
45	6	1506	G
45	6	1514	U
45	6	1516	A
45	6	1517	U
45	6	1521	G
45	6	1523	G
45	6	1524	A
45	6	1535	U
45	6	1536	G
45	6	1537	C
45	6	1538	U
45	6	1539	G
45	6	1540	G
45	6	1554	U
45	6	1557	U
45	6	1559	A
45	6	1569	A
45	6	1572	G
45	6	1573	A
45	6	1574	G
45	6	1575	G
45	6	1582	U
45	6	1584	G
45	6	1590	G
45	6	1596	C
45	6	1601	G
45	6	1607	G
45	6	1616	G
45	6	1629	G
45	6	1631	A
45	6	1637	C
45	6	1638	G
45	6	1657	U
45	6	1658	G
45	6	1666	U
45	6	1680	G
45	6	1681	A
45	6	1684	U
45	6	1688	U
45	6	1689	A

Continued on next page...

Continued from previous page...

Mol	Chain	Res	Type
45	6	1707	A
45	6	1708	U
45	6	1712	A
45	6	1715	G
45	6	1717	G
45	6	1732	A
45	6	1736	G
45	6	1755	A
45	6	1756	A
45	6	1760	G
45	6	1762	A
45	6	1766	A
45	6	1767	G
45	6	1769	U
45	6	1780	G
45	6	1782	A
45	6	1783	C
45	6	1790	A
45	6	1792	G
45	6	1793	G
45	6	1794	A
45	6	1796	C
45	6	1799	U
45	6	1800	A

All (295) RNA pucker outliers are listed below:

Mol	Chain	Res	Type
1	1	13	A
1	1	169	U
1	1	210	U
1	1	239	G
1	1	240	U
1	1	518	G
1	1	594	U
1	1	603	A
1	1	621	A
1	1	637	C
1	1	715	A
1	1	763	G
1	1	896	A
1	1	916	G

Continued on next page...

Continued from previous page...

Mol	Chain	Res	Type
1	1	961	C
1	1	979	U
1	1	980	A
1	1	981	U
1	1	993	G
1	1	1015	U
1	1	1017	C
1	1	1064	A
1	1	1097	G
1	1	1103	A
1	1	1220	U
1	1	1285	G
1	1	1307	G
1	1	1317	A
1	1	1329	U
1	1	1331	U
1	1	1348	U
1	1	1349	G
1	1	1352	A
1	1	1355	A
1	1	1484	U
1	1	1554	U
1	1	1562	C
1	1	1568	U
1	1	1580	A
1	1	1607	U
1	1	1716	U
1	1	1724	U
1	1	1815	U
1	1	1816	A
1	1	1820	U
1	1	1845	G
1	1	1846	C
1	1	2101	C
1	1	2112	U
1	1	2205	U
1	1	2208	A
1	1	2227	C
1	1	2249	G
1	1	2256	A
1	1	2281	A
1	1	2372	A

Continued on next page...

Continued from previous page...

Mol	Chain	Res	Type
1	1	2400	G
1	1	2418	G
1	1	2513	U
1	1	2522	G
1	1	2537	U
1	1	2538	U
1	1	2541	U
1	1	2554	A
1	1	2570	U
1	1	2585	G
1	1	2593	A
1	1	2677	G
1	1	2772	C
1	1	2801	A
1	1	2817	A
1	1	2818	U
1	1	2875	U
1	1	3056	U
1	1	3078	U
1	1	3121	U
1	1	3195	U
1	1	3218	A
1	1	3245	A
1	1	3269	U
1	1	3280	U
1	1	3317	U
1	1	3344	A
1	1	3350	C
1	1	3353	G
1	1	3375	A
2	3	52	G
3	4	71	A
3	4	85	G
45	2	25	C
45	2	45	U
45	2	68	A
45	2	73	U
45	2	75	U
45	2	76	A
45	2	103	A
45	2	114	C
45	2	139	C

Continued on next page...

Continued from previous page...

Mol	Chain	Res	Type
45	2	140	A
45	2	144	U
45	2	158	U
45	2	218	A
45	2	233	C
45	2	278	U
45	2	280	U
45	2	321	C
45	2	417	A
45	2	484	C
45	2	499	U
45	2	501	U
45	2	503	G
45	2	512	A
45	2	539	G
45	2	540	G
45	2	555	A
45	2	558	U
45	2	685	A
45	2	696	C
45	2	697	C
45	2	704	C
45	2	781	U
45	2	782	U
45	2	794	U
45	2	795	U
45	2	831	U
45	2	913	G
45	2	1059	U
45	2	1081	A
45	2	1095	U
45	2	1150	G
45	2	1157	A
45	2	1196	A
45	2	1207	C
45	2	1226	A
45	2	1244	A
45	2	1250	U
45	2	1339	C
45	2	1344	A
45	2	1481	C
45	2	1491	U

Continued on next page...

Continued from previous page...

Mol	Chain	Res	Type
45	2	1568	C
45	2	1573	A
45	2	1600	A
45	2	1615	C
45	2	1711	C
45	2	1755	A
45	2	1756	A
45	2	1761	U
1	5	151	A
1	5	242	C
1	5	282	G
1	5	438	A
1	5	545	U
1	5	588	G
1	5	594	U
1	5	602	A
1	5	765	C
1	5	873	C
1	5	916	G
1	5	978	G
1	5	980	A
1	5	993	G
1	5	1064	A
1	5	1103	A
1	5	1152	G
1	5	1160	C
1	5	1192	C
1	5	1200	A
1	5	1238	C
1	5	1241	U
1	5	1307	G
1	5	1329	U
1	5	1354	G
1	5	1355	A
1	5	1356	U
1	5	1451	C
1	5	1481	A
1	5	1554	U
1	5	1560	G
1	5	1576	G
1	5	1589	A
1	5	1716	U

Continued on next page...

Continued from previous page...

Mol	Chain	Res	Type
1	5	1776	G
1	5	1815	U
1	5	1878	G
1	5	1879	A
1	5	1950	U
1	5	1951	C
1	5	2095	G
1	5	2096	A
1	5	2098	C
1	5	2099	A
1	5	2112	U
1	5	2204	C
1	5	2207	A
1	5	2209	U
1	5	2249	G
1	5	2255	A
1	5	2372	A
1	5	2400	G
1	5	2404	A
1	5	2418	G
1	5	2442	G
1	5	2503	G
1	5	2505	U
1	5	2513	U
1	5	2531	C
1	5	2583	C
1	5	2662	G
1	5	2682	C
1	5	2772	C
1	5	2801	A
1	5	2818	U
1	5	2842	U
1	5	2970	C
1	5	2971	A
1	5	3056	U
1	5	3078	U
1	5	3121	U
1	5	3154	C
1	5	3157	U
1	5	3167	A
1	5	3195	U
1	5	3218	A

Continued on next page...

Continued from previous page...

Mol	Chain	Res	Type
1	5	3269	U
1	5	3276	G
1	5	3303	G
1	5	3317	U
1	5	3340	G
1	5	3341	U
1	5	3357	U
2	7	76	A
3	8	82	U
45	6	25	C
45	6	66	U
45	6	73	U
45	6	75	U
45	6	76	A
45	6	103	A
45	6	114	C
45	6	139	C
45	6	144	U
45	6	145	A
45	6	158	U
45	6	187	G
45	6	217	A
45	6	218	A
45	6	237	C
45	6	238	U
45	6	239	C
45	6	272	U
45	6	277	U
45	6	280	U
45	6	319	U
45	6	320	U
45	6	321	C
45	6	322	G
45	6	417	A
45	6	512	A
45	6	525	A
45	6	542	A
45	6	555	A
45	6	557	G
45	6	558	U
45	6	681	U
45	6	682	C

Continued on next page...

Continued from previous page...

Mol	Chain	Res	Type
45	6	695	U
45	6	755	A
45	6	794	U
45	6	815	G
45	6	829	A
45	6	831	U
45	6	832	U
45	6	834	G
45	6	914	G
45	6	1051	G
45	6	1058	U
45	6	1081	A
45	6	1097	U
45	6	1185	U
45	6	1238	A
45	6	1244	A
45	6	1255	G
45	6	1344	A
45	6	1481	C
45	6	1490	C
45	6	1491	U
45	6	1535	U
45	6	1537	C
45	6	1568	C
45	6	1573	A
45	6	1600	A
45	6	1615	C
45	6	1637	C
45	6	1657	U

5.4 Non-standard residues in protein, DNA, RNA chains [i](#)

There are no non-standard protein/DNA/RNA residues in this entry.

5.5 Carbohydrates [i](#)

There are no carbohydrates in this entry.

5.6 Ligand geometry [i](#)

Of 2153 ligands modelled in this entry, 2084 are monoatomic - leaving 69 for Mogul analysis.

In the following table, the Counts columns list the number of bonds (or angles) for which Mogul statistics could be retrieved, the number of bonds (or angles) that are observed in the model and the number of bonds (or angles) that are defined in the Chemical Component Dictionary. The Link column lists molecule types, if any, to which the group is linked. The Z score for a bond length (or angle) is the number of standard deviations the observed value is removed from the expected value. A bond length (or angle) with $|Z| > 2$ is considered an outlier worth inspection. RMSZ is the root-mean-square of all Z scores of the bond lengths (or angles).

Mol	Type	Chain	Res	Link	Bond lengths			Bond angles		
					Counts	RMSZ	$\# Z > 2$	Counts	RMSZ	$\# Z > 2$
85	LLL	1	3989	-	30,33,33	0.24	0	33,49,49	1.44	3 (9%)
85	LLL	1	3990	-	30,33,33	0.25	0	33,49,49	1.83	1 (3%)
85	LLL	1	3991	-	30,33,33	0.19	0	33,49,49	0.85	2 (6%)
85	LLL	1	3992	-	30,33,33	0.20	0	33,49,49	1.34	3 (9%)
85	LLL	1	3993	-	30,33,33	0.24	0	33,49,49	1.38	4 (12%)
85	LLL	1	3994	-	30,33,33	0.19	0	33,49,49	1.20	3 (9%)
85	LLL	1	3995	-	30,33,33	0.15	0	33,49,49	2.14	2 (6%)
85	LLL	1	3996	-	30,33,33	0.20	0	33,49,49	0.91	3 (9%)
85	LLL	1	3997	-	30,33,33	0.18	0	33,49,49	1.24	3 (9%)
85	LLL	1	3998	-	30,33,33	0.14	0	33,49,49	0.81	2 (6%)
85	LLL	1	3999	-	30,33,33	0.16	0	33,49,49	1.06	4 (12%)
85	LLL	1	4000	-	30,33,33	0.17	0	33,49,49	2.14	4 (12%)
85	LLL	1	4001	-	30,33,33	0.16	0	33,49,49	1.13	2 (6%)
85	LLL	1	4002	-	30,33,33	0.20	0	33,49,49	2.15	3 (9%)
85	LLL	1	4003	-	30,33,33	0.18	0	33,49,49	1.44	3 (9%)
85	LLL	1	4004	-	30,33,33	0.19	0	33,49,49	1.10	1 (3%)
85	LLL	2	2043	-	30,33,33	0.17	0	33,49,49	0.84	3 (9%)
85	LLL	2	2044	-	30,33,33	0.19	0	33,49,49	1.54	4 (12%)
85	LLL	2	2045	-	30,33,33	0.19	0	33,49,49	1.59	4 (12%)
85	LLL	3	220	-	30,33,33	0.21	0	33,49,49	1.53	3 (9%)
85	LLL	4	224	-	30,33,33	0.20	0	33,49,49	1.62	3 (9%)
85	LLL	5	4151	-	30,33,33	0.30	0	33,49,49	1.69	3 (9%)
85	LLL	5	4152	-	30,33,33	0.17	0	33,49,49	1.54	2 (6%)
85	LLL	5	4153	-	30,33,33	0.24	0	33,49,49	1.81	2 (6%)
85	LLL	5	4154	-	30,33,33	0.25	0	33,49,49	0.67	0
85	LLL	5	4155	-	30,33,33	0.26	0	33,49,49	1.10	3 (9%)
85	LLL	5	4156	-	30,33,33	0.21	0	33,49,49	1.34	3 (9%)
85	LLL	5	4157	-	30,33,33	0.25	0	33,49,49	1.11	2 (6%)
85	LLL	5	4158	-	30,33,33	0.20	0	33,49,49	2.04	5 (15%)

Mol	Type	Chain	Res	Link	Bond lengths			Bond angles		
					Counts	RMSZ	# Z > 2	Counts	RMSZ	# Z > 2
85	LLL	5	4159	-	30,33,33	0.21	0	33,49,49	1.11	3 (9%)
85	LLL	5	4160	-	30,33,33	0.25	0	33,49,49	1.90	3 (9%)
85	LLL	5	4161	-	30,33,33	0.19	0	33,49,49	1.30	3 (9%)
85	LLL	5	4162	-	30,33,33	0.17	0	33,49,49	0.86	1 (3%)
85	LLL	5	4163	-	30,33,33	0.15	0	33,49,49	1.10	3 (9%)
85	LLL	5	4164	-	30,33,33	0.20	0	33,49,49	1.97	3 (9%)
85	LLL	5	4165	-	30,33,33	0.16	0	33,49,49	1.12	2 (6%)
85	LLL	5	4166	-	30,33,33	0.14	0	33,49,49	1.24	2 (6%)
85	LLL	5	4167	-	30,33,33	0.15	0	33,49,49	1.03	2 (6%)
85	LLL	5	4168	-	30,33,33	0.21	0	33,49,49	1.70	3 (9%)
85	LLL	5	4169	-	30,33,33	0.21	0	33,49,49	1.56	4 (12%)
85	LLL	5	4170	-	30,33,33	0.24	0	33,49,49	1.57	2 (6%)
85	LLL	5	4171	-	30,33,33	0.19	0	33,49,49	1.09	1 (3%)
85	LLL	5	4172	-	30,33,33	0.21	0	33,49,49	1.44	4 (12%)
85	LLL	5	4173	-	30,33,33	0.15	0	33,49,49	1.22	4 (12%)
85	LLL	5	4174	-	30,33,33	0.25	0	33,49,49	1.63	4 (12%)
85	LLL	5	4175	-	30,33,33	0.23	0	33,49,49	1.52	2 (6%)
85	LLL	5	4176	-	30,33,33	0.22	0	33,49,49	1.22	2 (6%)
85	LLL	5	4177	-	30,33,33	0.26	0	33,49,49	1.88	4 (12%)
85	LLL	5	4178	-	30,33,33	0.20	0	33,49,49	0.94	1 (3%)
85	LLL	6	2164	-	30,33,33	0.19	0	33,49,49	1.85	2 (6%)
85	LLL	6	2165	-	30,33,33	0.22	0	33,49,49	1.18	2 (6%)
85	LLL	6	2166	-	30,33,33	0.20	0	33,49,49	1.10	3 (9%)
85	LLL	6	2167	-	30,33,33	0.20	0	33,49,49	1.98	5 (15%)
85	LLL	6	2168	-	30,33,33	0.21	0	33,49,49	1.50	5 (15%)
85	LLL	6	2169	-	30,33,33	0.15	0	33,49,49	0.94	2 (6%)
85	LLL	6	2170	-	30,33,33	0.22	0	33,49,49	1.40	3 (9%)
85	LLL	6	2171	-	30,33,33	0.14	0	33,49,49	1.17	1 (3%)
85	LLL	6	2172	-	30,33,33	0.18	0	33,49,49	1.16	2 (6%)
85	LLL	6	2173	-	30,33,33	0.19	0	33,49,49	1.19	5 (15%)
85	LLL	6	2174	-	30,33,33	0.26	0	33,49,49	1.32	3 (9%)
85	LLL	6	2175	-	30,33,33	0.17	0	33,49,49	1.62	3 (9%)
85	LLL	6	2176	-	30,33,33	0.21	0	33,49,49	1.41	4 (12%)
85	LLL	7	231	-	30,33,33	0.16	0	33,49,49	2.11	7 (21%)
85	LLL	7	232	-	30,33,33	0.16	0	33,49,49	0.92	2 (6%)

Mol	Type	Chain	Res	Link	Bond lengths			Bond angles		
					Counts	RMSZ	# Z > 2	Counts	RMSZ	# Z > 2
85	LLL	7	233	-	30,33,33	0.21	0	33,49,49	1.02	2 (6%)
85	LLL	8	221	-	30,33,33	0.20	0	33,49,49	1.83	2 (6%)
85	LLL	8	222	-	30,33,33	0.15	0	33,49,49	0.89	1 (3%)
85	LLL	L3	404	-	30,33,33	0.22	0	33,49,49	1.37	3 (9%)
85	LLL	l3	412	-	30,33,33	0.26	0	33,49,49	1.88	3 (9%)

In the following table, the Chirals column lists the number of chiral outliers, the number of chiral centers analysed, the number of these observed in the model and the number defined in the Chemical Component Dictionary. Similar counts are reported in the Torsion and Rings columns. '-' means no outliers of that kind were identified.

Mol	Type	Chain	Res	Link	Chirals	Torsions	Rings
85	LLL	1	3989	-	-	0/11/65/65	0/3/3/3
85	LLL	1	3990	-	-	0/11/65/65	0/3/3/3
85	LLL	1	3991	-	-	1/11/65/65	0/3/3/3
85	LLL	1	3992	-	-	0/11/65/65	0/3/3/3
85	LLL	1	3993	-	-	0/11/65/65	0/3/3/3
85	LLL	1	3994	-	-	0/11/65/65	0/3/3/3
85	LLL	1	3995	-	-	1/11/65/65	0/3/3/3
85	LLL	1	3996	-	-	0/11/65/65	0/3/3/3
85	LLL	1	3997	-	-	0/11/65/65	0/3/3/3
85	LLL	1	3998	-	-	0/11/65/65	0/3/3/3
85	LLL	1	3999	-	-	1/11/65/65	0/3/3/3
85	LLL	1	4000	-	-	1/11/65/65	0/3/3/3
85	LLL	1	4001	-	-	0/11/65/65	0/3/3/3
85	LLL	1	4002	-	-	0/11/65/65	0/3/3/3
85	LLL	1	4003	-	-	0/11/65/65	2/3/3/3
85	LLL	1	4004	-	-	0/11/65/65	1/3/3/3
85	LLL	2	2043	-	-	0/11/65/65	1/3/3/3
85	LLL	2	2044	-	-	1/11/65/65	1/3/3/3
85	LLL	2	2045	-	-	1/11/65/65	0/3/3/3
85	LLL	3	220	-	-	0/11/65/65	0/3/3/3
85	LLL	4	224	-	-	1/11/65/65	0/3/3/3
85	LLL	5	4151	-	-	0/11/65/65	0/3/3/3
85	LLL	5	4152	-	-	0/11/65/65	0/3/3/3
85	LLL	5	4153	-	-	0/11/65/65	0/3/3/3
85	LLL	5	4154	-	-	0/11/65/65	0/3/3/3
85	LLL	5	4155	-	-	2/11/65/65	1/3/3/3
85	LLL	5	4156	-	-	0/11/65/65	0/3/3/3
85	LLL	5	4157	-	-	0/11/65/65	0/3/3/3
85	LLL	5	4158	-	-	0/11/65/65	0/3/3/3

Continued on next page...

Continued from previous page...

Mol	Type	Chain	Res	Link	Chirals	Torsions	Rings
85	LLL	5	4159	-	-	0/11/65/65	0/3/3/3
85	LLL	5	4160	-	-	1/11/65/65	0/3/3/3
85	LLL	5	4161	-	-	0/11/65/65	1/3/3/3
85	LLL	5	4162	-	-	1/11/65/65	1/3/3/3
85	LLL	5	4163	-	-	1/11/65/65	2/3/3/3
85	LLL	5	4164	-	-	0/11/65/65	0/3/3/3
85	LLL	5	4165	-	-	0/11/65/65	0/3/3/3
85	LLL	5	4166	-	-	0/11/65/65	0/3/3/3
85	LLL	5	4167	-	-	0/11/65/65	0/3/3/3
85	LLL	5	4168	-	-	0/11/65/65	0/3/3/3
85	LLL	5	4169	-	-	0/11/65/65	0/3/3/3
85	LLL	5	4170	-	-	0/11/65/65	1/3/3/3
85	LLL	5	4171	-	-	1/11/65/65	0/3/3/3
85	LLL	5	4172	-	-	1/11/65/65	0/3/3/3
85	LLL	5	4173	-	-	0/11/65/65	1/3/3/3
85	LLL	5	4174	-	-	0/11/65/65	0/3/3/3
85	LLL	5	4175	-	-	0/11/65/65	0/3/3/3
85	LLL	5	4176	-	-	0/11/65/65	0/3/3/3
85	LLL	5	4177	-	-	1/11/65/65	0/3/3/3
85	LLL	5	4178	-	-	0/11/65/65	0/3/3/3
85	LLL	6	2164	-	-	0/11/65/65	0/3/3/3
85	LLL	6	2165	-	-	0/11/65/65	0/3/3/3
85	LLL	6	2166	-	-	1/11/65/65	0/3/3/3
85	LLL	6	2167	-	-	0/11/65/65	0/3/3/3
85	LLL	6	2168	-	-	0/11/65/65	1/3/3/3
85	LLL	6	2169	-	-	0/11/65/65	0/3/3/3
85	LLL	6	2170	-	-	1/11/65/65	0/3/3/3
85	LLL	6	2171	-	-	0/11/65/65	0/3/3/3
85	LLL	6	2172	-	-	1/11/65/65	1/3/3/3
85	LLL	6	2173	-	-	1/11/65/65	1/3/3/3
85	LLL	6	2174	-	-	0/11/65/65	0/3/3/3
85	LLL	6	2175	-	-	1/11/65/65	1/3/3/3
85	LLL	6	2176	-	-	0/11/65/65	0/3/3/3
85	LLL	7	231	-	-	0/11/65/65	0/3/3/3
85	LLL	7	232	-	-	0/11/65/65	0/3/3/3
85	LLL	7	233	-	-	0/11/65/65	2/3/3/3
85	LLL	8	221	-	-	0/11/65/65	0/3/3/3
85	LLL	8	222	-	-	0/11/65/65	2/3/3/3
85	LLL	L3	404	-	-	0/11/65/65	0/3/3/3
85	LLL	l3	412	-	-	0/11/65/65	0/3/3/3

There are no bond length outliers.

All (193) bond angle outliers are listed below:

Mol	Chain	Res	Type	Atoms	Z	Observed(°)	Ideal(°)
85	2	2045	LLL	O11-C42-C32	-5.33	96.64	108.96
85	1	3993	LLL	O11-C11-C21	-4.75	99.36	108.21
85	7	231	LLL	O11-C42-C32	-4.52	98.51	108.96
85	5	4164	LLL	O11-C42-C32	-4.45	98.67	108.96
85	5	4151	LLL	C43-C33-C23	-4.37	100.64	112.46
85	5	4157	LLL	O11-C11-C21	-4.36	100.10	108.21
85	5	4151	LLL	O11-C42-C32	-4.23	99.18	108.96
85	6	2176	LLL	O11-C42-C32	-4.18	99.30	108.96
85	3	220	LLL	O11-C42-C32	-3.85	100.06	108.96
85	6	2175	LLL	C43-C33-C23	-3.84	102.08	112.46
85	1	3989	LLL	O11-C42-C32	-3.82	100.13	108.96
85	7	231	LLL	O11-C11-C21	-3.79	101.16	108.21
85	5	4158	LLL	O11-C42-C32	-3.74	100.30	108.96
85	6	2166	LLL	O11-C42-C32	-3.71	100.39	108.96
85	5	4153	LLL	O11-C42-C32	-3.60	100.64	108.96
85	1	3993	LLL	O11-C42-C32	-3.47	100.94	108.96
85	5	4158	LLL	O62-C62-C12	-3.43	101.03	108.96
85	5	4156	LLL	O62-C62-C12	-3.40	101.10	108.96
85	5	4156	LLL	O11-C42-C32	-3.36	101.18	108.96
85	7	231	LLL	C43-C33-C23	-3.28	103.59	112.46
85	6	2167	LLL	O11-C11-C21	-3.22	102.21	108.21
85	6	2168	LLL	C43-C33-C23	-3.19	103.83	112.46
85	6	2167	LLL	O11-C42-C32	-3.19	101.58	108.96
85	4	224	LLL	C43-C33-C23	-3.13	104.00	112.46
85	5	4163	LLL	O11-C42-C32	-3.13	101.72	108.96
85	6	2165	LLL	O62-C62-C12	-3.08	101.85	108.96
85	5	4174	LLL	O11-C11-C21	-3.07	102.50	108.21
85	1	3999	LLL	O11-C42-C32	-2.97	102.09	108.96
85	5	4160	LLL	O11-C42-C32	-2.94	102.16	108.96
85	6	2175	LLL	O62-C62-C12	-2.90	102.26	108.96
85	1	4000	LLL	O62-C62-C12	-2.84	102.39	108.96
85	5	4161	LLL	O11-C42-C32	-2.79	102.49	108.96
85	6	2173	LLL	O62-C62-C12	-2.78	102.53	108.96
85	5	4169	LLL	C43-C33-C23	-2.75	105.02	112.46
85	6	2173	LLL	O11-C42-C32	-2.75	102.60	108.96
85	7	232	LLL	O11-C42-C32	-2.69	102.72	108.96
85	1	3998	LLL	O62-C62-C12	-2.64	102.85	108.96
85	1	4002	LLL	O11-C42-C32	-2.64	102.85	108.96
85	1	3991	LLL	O11-C42-C32	-2.63	102.88	108.96
85	2	2045	LLL	O11-C11-C21	-2.58	103.40	108.21
85	2	2044	LLL	O11-C42-C32	-2.50	103.17	108.96
85	5	4155	LLL	C43-C33-C23	-2.47	105.80	112.46

Continued on next page...

Continued from previous page...

Mol	Chain	Res	Type	Atoms	Z	Observed(°)	Ideal(°)
85	5	4173	LLL	O11-C42-C32	-2.45	103.30	108.96
85	1	3993	LLL	O62-C62-C12	-2.42	103.36	108.96
85	2	2044	LLL	O62-C62-C12	-2.37	103.47	108.96
85	6	2173	LLL	C43-C33-C23	-2.37	106.06	112.46
85	1	4000	LLL	O11-C11-C21	-2.34	103.86	108.21
85	5	4173	LLL	C43-C33-C23	-2.33	106.17	112.46
85	L3	404	LLL	O11-C42-C32	-2.31	103.61	108.96
85	1	4003	LLL	O62-C62-C12	-2.28	103.68	108.96
85	6	2167	LLL	O62-C62-C12	-2.28	103.69	108.96
85	7	231	LLL	C41-C51-C61	-2.26	108.35	112.83
85	1	3992	LLL	C43-C33-C23	-2.25	106.39	112.46
85	1	3999	LLL	C43-C33-C23	-2.22	106.47	112.46
85	l3	412	LLL	O11-C42-C32	-2.17	103.94	108.96
85	6	2176	LLL	C43-C33-C23	-2.16	106.63	112.46
85	1	3994	LLL	O62-C62-C12	-2.14	104.02	108.96
85	6	2170	LLL	C43-C33-C23	-2.13	106.72	112.46
85	5	4159	LLL	O11-C42-C32	-2.11	104.09	108.96
85	5	4172	LLL	C43-C33-C23	-2.08	106.83	112.46
85	5	4169	LLL	C62-C52-C42	-2.05	104.72	109.01
85	2	2043	LLL	O11-C42-C32	-2.02	104.28	108.96
85	6	2168	LLL	O62-C62-C52	-2.00	102.38	107.19
85	5	4160	LLL	C41-C51-C61	-2.00	108.86	112.83
85	1	3989	LLL	C13-C23-C33	2.05	112.91	109.43
85	5	4168	LLL	C13-C23-C33	2.12	113.01	109.43
85	2	2043	LLL	C11-O51-C51	2.14	115.48	113.09
85	6	2173	LLL	C53-O53-C13	2.18	114.56	111.32
85	1	3998	LLL	C53-O53-C13	2.19	114.58	111.32
85	1	3996	LLL	C53-O53-C13	2.22	114.61	111.32
85	5	4168	LLL	C53-O53-C13	2.25	114.66	111.32
85	6	2166	LLL	C53-O53-C13	2.25	114.66	111.32
85	5	4174	LLL	O62-C62-C52	2.25	112.62	107.19
85	5	4155	LLL	C53-O53-C13	2.28	114.71	111.32
85	L3	404	LLL	C13-C23-C33	2.28	113.30	109.43
85	1	3999	LLL	C53-O53-C13	2.31	114.75	111.32
85	1	3997	LLL	O11-C11-C21	2.37	112.63	108.21
85	6	2168	LLL	O11-C42-C52	2.38	112.91	107.19
85	1	3996	LLL	O11-C11-C21	2.38	112.65	108.21
85	7	232	LLL	C53-O53-C13	2.39	114.87	111.32
85	5	4158	LLL	C62-C52-C42	2.52	114.27	109.01
85	3	220	LLL	O11-C42-C52	2.56	113.34	107.19
85	5	4164	LLL	C53-O53-C13	2.57	115.13	111.32
85	1	3999	LLL	C11-O51-C51	2.69	116.10	113.09

Continued on next page...

Continued from previous page...

Mol	Chain	Res	Type	Atoms	Z	Observed(°)	Ideal(°)
85	5	4165	LLL	C53-O53-C13	2.69	115.31	111.32
85	5	4170	LLL	C53-O53-C13	2.69	115.32	111.32
85	5	4158	LLL	C53-O53-C13	2.73	115.38	111.32
85	7	233	LLL	C53-O53-C13	2.73	115.38	111.32
85	2	2043	LLL	C53-O53-C13	2.74	115.39	111.32
85	5	4177	LLL	O11-C42-C52	2.75	113.81	107.19
85	1	3991	LLL	C53-O53-C13	2.76	115.41	111.32
85	6	2176	LLL	C11-O51-C51	2.80	116.22	113.09
85	1	3997	LLL	C53-O53-C13	2.82	115.50	111.32
85	5	4173	LLL	C53-O53-C13	2.82	115.51	111.32
85	1	3992	LLL	C53-O53-C13	2.82	115.51	111.32
85	6	2169	LLL	C53-O53-C13	2.85	115.55	111.32
85	5	4152	LLL	C53-O53-C13	2.94	115.69	111.32
85	1	4002	LLL	C53-O53-C13	2.97	115.73	111.32
85	5	4163	LLL	C53-O53-C13	2.98	115.74	111.32
85	8	222	LLL	C53-O53-C13	3.02	115.80	111.32
85	13	412	LLL	O11-C11-C21	3.04	113.88	108.21
85	1	3993	LLL	C11-O51-C51	3.05	116.50	113.09
85	1	3996	LLL	C11-O51-C51	3.07	116.53	113.09
85	5	4159	LLL	C11-O51-C51	3.09	116.55	113.09
85	5	4159	LLL	C53-O53-C13	3.14	115.99	111.32
85	6	2174	LLL	O11-C11-C21	3.17	114.11	108.21
85	5	4172	LLL	O11-C11-C21	3.18	114.13	108.21
85	5	4167	LLL	C53-O53-C13	3.21	116.08	111.32
85	5	4163	LLL	C11-O51-C51	3.25	116.72	113.09
85	5	4161	LLL	C53-O53-C13	3.25	116.14	111.32
85	7	231	LLL	O62-C62-C12	3.26	116.50	108.96
85	1	4001	LLL	C53-O53-C13	3.26	116.16	111.32
85	2	2044	LLL	C53-O53-C13	3.27	116.17	111.32
85	6	2166	LLL	C11-O51-C51	3.28	116.75	113.09
85	6	2168	LLL	C11-O51-C51	3.29	116.77	113.09
85	1	3994	LLL	C11-O51-C51	3.30	116.78	113.09
85	1	4000	LLL	C53-O53-C13	3.33	116.26	111.32
85	5	4157	LLL	C11-O51-C51	3.34	116.82	113.09
85	6	2164	LLL	C53-O53-C13	3.39	116.36	111.32
85	5	4178	LLL	C11-O51-C51	3.47	116.97	113.09
85	5	4177	LLL	O62-C62-C52	3.52	115.66	107.19
85	7	233	LLL	C11-O51-C51	3.57	117.08	113.09
85	5	4167	LLL	C11-O51-C51	3.60	117.11	113.09
85	6	2173	LLL	C11-O51-C51	3.69	117.21	113.09
85	5	4162	LLL	C11-O51-C51	3.71	117.24	113.09
85	2	2045	LLL	C11-O51-C51	3.77	117.31	113.09

Continued on next page...

Continued from previous page...

Mol	Chain	Res	Type	Atoms	Z	Observed(°)	Ideal(°)
85	6	2170	LLL	C11-O51-C51	3.78	117.32	113.09
85	5	4176	LLL	O11-C42-C32	3.83	117.81	108.96
85	6	2169	LLL	C11-O51-C51	3.85	117.39	113.09
85	6	2172	LLL	C11-O51-C51	3.86	117.41	113.09
85	5	4165	LLL	C11-O51-C51	4.05	117.61	113.09
85	5	4155	LLL	C11-O51-C51	4.05	117.61	113.09
85	7	231	LLL	C53-O53-C13	4.10	117.41	111.32
85	5	4166	LLL	C11-O51-C51	4.11	117.69	113.09
85	6	2174	LLL	C53-O53-C13	4.12	117.44	111.32
85	1	3994	LLL	C53-O53-C13	4.16	117.50	111.32
85	5	4175	LLL	C53-O53-C13	4.24	117.61	111.32
85	6	2174	LLL	C11-O51-C51	4.24	117.83	113.09
85	1	3995	LLL	C53-O53-C13	4.30	117.70	111.32
85	6	2172	LLL	C53-O53-C13	4.32	117.73	111.32
85	1	4003	LLL	C53-O53-C13	4.47	117.96	111.32
85	6	2167	LLL	C53-O53-C13	4.48	117.97	111.32
85	5	4172	LLL	C11-O51-C51	4.49	118.11	113.09
85	1	4001	LLL	C11-O51-C51	4.50	118.12	113.09
85	5	4174	LLL	C53-O53-C13	4.53	118.04	111.32
85	5	4173	LLL	C11-O51-C51	4.56	118.18	113.09
85	5	4176	LLL	C11-O51-C51	4.61	118.24	113.09
85	5	4166	LLL	C53-O53-C13	4.62	118.17	111.32
85	2	2045	LLL	C53-O53-C13	4.62	118.18	111.32
85	5	4156	LLL	C53-O53-C13	4.64	118.21	111.32
85	5	4172	LLL	C53-O53-C13	4.65	118.22	111.32
85	5	4161	LLL	C11-O51-C51	4.77	118.42	113.09
85	6	2165	LLL	C11-O51-C51	4.78	118.43	113.09
85	4	224	LLL	C53-O53-C13	4.83	118.49	111.32
85	5	4169	LLL	C11-O51-C51	4.99	118.67	113.09
85	6	2176	LLL	C53-O53-C13	5.00	118.73	111.32
85	8	221	LLL	C53-O53-C13	5.00	118.74	111.32
85	1	3997	LLL	C11-O51-C51	5.01	118.69	113.09
85	5	4174	LLL	C11-O51-C51	5.15	118.85	113.09
85	5	4177	LLL	C53-O53-C13	5.26	119.12	111.32
85	5	4171	LLL	C53-O53-C13	5.27	119.14	111.32
85	5	4169	LLL	C53-O53-C13	5.28	119.15	111.32
85	6	2170	LLL	C53-O53-C13	5.42	119.36	111.32
85	1	4004	LLL	C11-O51-C51	5.45	119.18	113.09
85	1	3989	LLL	C11-O51-C51	5.51	119.25	113.09
85	1	4003	LLL	C11-O51-C51	5.52	119.26	113.09
85	6	2168	LLL	C53-O53-C13	5.58	119.61	111.32
85	5	4151	LLL	C11-O51-C51	5.68	119.44	113.09

Continued on next page...

Continued from previous page...

Mol	Chain	Res	Type	Atoms	Z	Observed(°)	Ideal(°)
85	6	2171	LLL	C11-O51-C51	5.80	119.58	113.09
85	1	3992	LLL	C11-O51-C51	5.83	119.61	113.09
85	4	224	LLL	C11-O51-C51	5.85	119.62	113.09
85	5	4175	LLL	C11-O51-C51	5.95	119.73	113.09
85	L3	404	LLL	C11-O51-C51	6.13	119.94	113.09
85	2	2044	LLL	C11-O51-C51	6.56	120.42	113.09
85	6	2175	LLL	C53-O53-C13	6.58	121.08	111.32
85	3	220	LLL	C11-O51-C51	6.64	120.51	113.09
85	5	4177	LLL	C11-O51-C51	6.95	120.86	113.09
85	5	4152	LLL	C11-O51-C51	7.46	121.43	113.09
85	7	231	LLL	C11-O51-C51	7.47	121.44	113.09
85	5	4170	LLL	C11-O51-C51	7.67	121.66	113.09
85	8	221	LLL	C11-O51-C51	7.91	121.92	113.09
85	5	4168	LLL	C11-O51-C51	8.50	122.59	113.09
85	6	2167	LLL	C11-O51-C51	8.70	122.81	113.09
85	5	4158	LLL	C11-O51-C51	8.94	123.08	113.09
85	5	4164	LLL	C11-O51-C51	9.16	123.32	113.09
85	5	4153	LLL	C11-O51-C51	9.18	123.34	113.09
85	5	4160	LLL	C11-O51-C51	9.36	123.55	113.09
85	13	412	LLL	C11-O51-C51	9.41	123.60	113.09
85	6	2164	LLL	C11-O51-C51	9.56	123.77	113.09
85	1	3990	LLL	C11-O51-C51	9.64	123.86	113.09
85	1	4000	LLL	C11-O51-C51	10.77	125.12	113.09
85	1	3995	LLL	C11-O51-C51	10.99	125.37	113.09
85	1	4002	LLL	C11-O51-C51	11.11	125.50	113.09

There are no chirality outliers.

All (20) torsion outliers are listed below:

Mol	Chain	Res	Type	Atoms
85	5	4171	LLL	O51-C51-C61-N61
85	6	2175	LLL	C42-O11-C11-C21
85	5	4163	LLL	O51-C51-C61-N61
85	5	4155	LLL	C42-O11-C11-C21
85	2	2044	LLL	O51-C51-C61-N61
85	1	3991	LLL	O51-C51-C61-N61
85	6	2170	LLL	O51-C51-C61-N61
85	1	4000	LLL	O51-C51-C61-N61
85	1	3999	LLL	O51-C51-C61-N61
85	5	4177	LLL	O51-C51-C61-N61
85	4	224	LLL	O51-C51-C61-N61
85	6	2166	LLL	O51-C51-C61-N61

Continued on next page...

Continued from previous page...

Mol	Chain	Res	Type	Atoms
85	5	4155	LLL	O51-C51-C61-N61
85	5	4160	LLL	O51-C51-C61-N61
85	1	3995	LLL	O51-C51-C61-N61
85	6	2173	LLL	O51-C51-C61-N61
85	2	2045	LLL	O51-C51-C61-N61
85	5	4162	LLL	O51-C51-C61-N61
85	5	4172	LLL	O51-C51-C61-N61
85	6	2172	LLL	O51-C51-C61-N61

All (20) ring outliers are listed below:

Mol	Chain	Res	Type	Atoms
85	6	2172	LLL	C12-C22-C32-C42-C52-C62
85	5	4155	LLL	C11-C21-C31-C41-C51-O51
85	1	4004	LLL	C11-C21-C31-C41-C51-O51
85	5	4170	LLL	C11-C21-C31-C41-C51-O51
85	6	2168	LLL	C11-C21-C31-C41-C51-O51
85	2	2043	LLL	C11-C21-C31-C41-C51-O51
85	2	2044	LLL	C11-C21-C31-C41-C51-O51
85	6	2175	LLL	C11-C21-C31-C41-C51-O51
85	1	4003	LLL	C13-C23-C33-C43-C53-O53
85	7	233	LLL	C12-C22-C32-C42-C52-C62
85	1	4003	LLL	C11-C21-C31-C41-C51-O51
85	6	2173	LLL	C11-C21-C31-C41-C51-O51
85	8	222	LLL	C12-C22-C32-C42-C52-C62
85	5	4163	LLL	C12-C22-C32-C42-C52-C62
85	7	233	LLL	C13-C23-C33-C43-C53-O53
85	5	4161	LLL	C11-C21-C31-C41-C51-O51
85	5	4162	LLL	C11-C21-C31-C41-C51-O51
85	5	4173	LLL	C12-C22-C32-C42-C52-C62
85	5	4163	LLL	C11-C21-C31-C41-C51-O51
85	8	222	LLL	C11-C21-C31-C41-C51-O51

60 monomers are involved in 157 short contacts:

Mol	Chain	Res	Type	Clashes	Symm-Clashes
85	1	3989	LLL	2	0
85	1	3990	LLL	1	0
85	1	3991	LLL	3	0
85	1	3992	LLL	3	0
85	1	3993	LLL	1	0
85	1	3994	LLL	1	0

Continued on next page...

Continued from previous page...

Mol	Chain	Res	Type	Clashes	Symm-Clashes
85	1	3996	LLL	2	0
85	1	3997	LLL	2	0
85	1	3998	LLL	1	0
85	1	3999	LLL	3	0
85	1	4000	LLL	3	0
85	1	4001	LLL	1	0
85	1	4002	LLL	4	0
85	1	4003	LLL	1	0
85	2	2043	LLL	5	0
85	2	2044	LLL	2	0
85	2	2045	LLL	2	0
85	3	220	LLL	2	0
85	4	224	LLL	9	0
85	5	4151	LLL	2	0
85	5	4152	LLL	2	0
85	5	4153	LLL	1	0
85	5	4154	LLL	3	0
85	5	4155	LLL	2	0
85	5	4156	LLL	2	0
85	5	4157	LLL	1	0
85	5	4158	LLL	2	0
85	5	4159	LLL	1	0
85	5	4160	LLL	2	0
85	5	4162	LLL	4	0
85	5	4163	LLL	2	0
85	5	4164	LLL	1	0
85	5	4166	LLL	1	0
85	5	4168	LLL	4	0
85	5	4169	LLL	1	0
85	5	4170	LLL	1	0
85	5	4171	LLL	3	0
85	5	4172	LLL	3	0
85	5	4173	LLL	2	0
85	5	4174	LLL	3	0
85	5	4175	LLL	2	0
85	5	4176	LLL	1	0
85	5	4177	LLL	3	0
85	5	4178	LLL	4	0
85	6	2166	LLL	3	0
85	6	2167	LLL	6	0
85	6	2168	LLL	4	0
85	6	2169	LLL	3	0

Continued on next page...

Continued from previous page...

Mol	Chain	Res	Type	Clashes	Symm-Clashes
85	6	2170	LLL	1	0
85	6	2171	LLL	2	0
85	6	2172	LLL	2	0
85	6	2173	LLL	3	0
85	6	2175	LLL	2	0
85	6	2176	LLL	1	0
85	7	231	LLL	4	0
85	7	232	LLL	4	0
85	7	233	LLL	3	0
85	8	221	LLL	6	0
85	8	222	LLL	10	0
85	L3	404	LLL	2	0

5.7 Other polymers [i](#)

There are no such residues in this entry.

5.8 Polymer linkage issues [i](#)

The following chains have linkage breaks:

Mol	Chain	Number of breaks
80	m2	2
51	S5	1
10	l8	1

All chain breaks are listed below:

Model	Chain	Residue-1	Atom-1	Residue-2	Atom-2	Distance (Å)
1	m2	23:UNK	C	28:UNK	N	6.26
1	m2	52:UNK	C	54:UNK	N	3.26
1	S5	21:THR	C	22:PRO	N	1.72
1	l8	51:LYS	C	52:TRP	N	1.16

6 Fit of model and data

6.1 Protein, DNA and RNA chains

In the following table, the column labelled ‘#RSRZ> 2’ contains the number (and percentage) of RSRZ outliers, followed by percent RSRZ outliers for the chain as percentile scores relative to all X-ray entries and entries of similar resolution. The OWAB column contains the minimum, median, 95th percentile and maximum values of the occupancy-weighted average B-factor per residue. The column labelled ‘Q< 0.9’ lists the number of (and percentage) of residues with an average occupancy less than 0.9.

Mol	Chain	Analysed	<RSRZ>	#RSRZ>2	OWAB(Å ²)	Q<0.9
1	1	3100/3396 (91%)	0.02	23 (0%) 87 85	47, 83, 190, 354	0
1	5	3134/3396 (92%)	0.06	13 (0%) 92 90	37, 76, 173, 292	0
2	3	121/121 (100%)	-0.29	0 100 100	58, 107, 135, 155	0
2	7	121/121 (100%)	-0.24	0 100 100	45, 72, 94, 160	0
3	4	156/158 (98%)	-0.02	0 100 100	54, 94, 152, 260	0
3	8	158/158 (100%)	0.02	0 100 100	61, 102, 164, 234	0
4	L2	252/252 (100%)	0.40	7 (2%) 53 50	51, 88, 124, 174	0
4	12	252/252 (100%)	0.48	6 (2%) 59 55	51, 84, 121, 177	0
5	L3	386/386 (100%)	0.22	3 (0%) 86 82	41, 77, 104, 170	0
5	13	386/386 (100%)	0.08	1 (0%) 93 92	34, 60, 91, 165	0
6	L4	361/361 (100%)	0.19	0 100 100	45, 85, 119, 142	0
6	14	361/361 (100%)	0.23	6 (1%) 70 66	44, 90, 128, 167	0
7	L5	296/296 (100%)	0.59	23 (7%) 14 14	74, 120, 162, 214	0
7	15	294/296 (99%)	0.21	5 (1%) 70 66	51, 80, 124, 155	0
8	L6	156/176 (88%)	0.14	1 (0%) 89 86	61, 84, 119, 149	0
8	16	157/176 (89%)	0.18	1 (0%) 89 86	53, 81, 129, 204	0
9	L7	222/223 (99%)	0.14	3 (1%) 75 71	47, 76, 119, 219	0
9	17	223/223 (100%)	0.03	0 100 100	39, 66, 123, 205	0
10	L8	233/233 (100%)	0.96	33 (14%) 3 3	96, 131, 183, 250	0
10	18	231/233 (99%)	0.95	38 (16%) 2 2	96, 137, 184, 229	0
11	L9	191/191 (100%)	0.35	6 (3%) 49 46	60, 91, 121, 162	0
11	19	191/191 (100%)	0.00	1 (0%) 90 88	41, 60, 92, 148	0
12	M0	212/221 (95%)	0.34	7 (3%) 47 43	52, 84, 129, 242	0
12	m0	211/221 (95%)	0.24	4 (1%) 67 63	32, 65, 120, 192	0

Continued on next page...

Continued from previous page...

Mol	Chain	Analysed	<RSRZ>	#RSRZ>2	OWAB(Å ²)	Q<0.9
13	M1	169/169 (100%)	1.06	32 (18%) 1 2	88, 124, 153, 166	0
13	m1	169/169 (100%)	0.16	2 (1%) 79 75	51, 77, 104, 125	0
14	M3	193/194 (99%)	0.55	11 (5%) 24 23	55, 102, 161, 213	0
14	m3	194/194 (100%)	0.59	16 (8%) 12 13	53, 113, 167, 220	0
15	M4	136/137 (99%)	0.25	2 (1%) 74 69	61, 88, 115, 151	0
15	m4	137/137 (100%)	-0.10	0 100 100	45, 67, 96, 170	0
16	M5	203/203 (100%)	0.79	19 (9%) 9 10	52, 88, 116, 130	0
16	m5	203/203 (100%)	0.88	18 (8%) 10 11	58, 97, 120, 136	0
17	M6	197/197 (100%)	0.14	1 (0%) 90 88	45, 64, 104, 140	0
17	m6	197/197 (100%)	-0.08	0 100 100	34, 50, 93, 123	0
18	M7	183/184 (99%)	0.91	25 (13%) 3 4	50, 70, 209, 262	0
18	m7	155/184 (84%)	0.12	1 (0%) 89 86	49, 67, 96, 136	0
19	M8	185/185 (100%)	0.48	2 (1%) 80 76	62, 83, 102, 160	0
19	m8	185/185 (100%)	0.42	3 (1%) 72 67	47, 83, 108, 135	0
20	M9	182/188 (96%)	0.42	7 (3%) 41 37	77, 106, 198, 250	0
20	m9	188/188 (100%)	0.46	11 (5%) 23 22	63, 95, 190, 264	0
21	N0	172/172 (100%)	0.56	13 (7%) 15 15	59, 80, 108, 150	0
21	n0	172/172 (100%)	0.08	2 (1%) 79 75	40, 57, 88, 123	0
22	N1	159/159 (100%)	0.53	8 (5%) 30 27	56, 84, 149, 195	0
22	n1	159/159 (100%)	0.32	5 (3%) 49 46	43, 68, 130, 165	0
23	N2	100/100 (100%)	0.79	13 (13%) 4 4	115, 150, 198, 212	0
23	n2	98/100 (98%)	1.42	26 (26%) 1 1	92, 136, 165, 200	0
24	N3	136/136 (100%)	0.41	4 (2%) 52 48	47, 75, 111, 159	0
24	n3	136/136 (100%)	0.44	2 (1%) 74 69	34, 55, 87, 130	0
25	N4	98/155 (63%)	1.76	27 (27%) 1 1	67, 97, 245, 294	0
26	N5	121/121 (100%)	0.92	12 (9%) 8 8	76, 107, 137, 228	0
26	n5	120/121 (99%)	0.69	9 (7%) 15 15	73, 116, 150, 171	0
27	N6	126/126 (100%)	0.98	15 (11%) 5 5	60, 96, 132, 163	0
27	n6	126/126 (100%)	0.74	11 (8%) 11 11	75, 110, 146, 183	0
28	N7	135/135 (100%)	2.24	70 (51%) 0 0	114, 145, 176, 223	0
28	n7	135/135 (100%)	1.48	36 (26%) 1 1	106, 144, 172, 207	0

Continued on next page...

Continued from previous page...

Mol	Chain	Analysed	<RSRZ>	#RSRZ>2	OWAB(Å ²)	Q<0.9
29	N8	148/148 (100%)	0.74	21 (14%) 3 3	46, 84, 125, 154	0
29	n8	148/148 (100%)	0.40	6 (4%) 38 34	46, 85, 128, 156	0
30	N9	58/58 (100%)	0.75	8 (13%) 3 4	50, 90, 159, 165	0
30	n9	58/58 (100%)	0.36	1 (1%) 70 66	43, 87, 136, 176	0
31	O0	97/100 (97%)	0.78	13 (13%) 4 4	96, 132, 178, 188	0
31	o0	100/100 (100%)	0.61	8 (8%) 13 13	93, 124, 178, 229	0
32	O1	109/109 (100%)	1.04	12 (11%) 6 6	65, 92, 156, 210	0
32	o1	109/109 (100%)	0.58	5 (4%) 33 30	57, 80, 146, 186	0
33	O2	127/127 (100%)	0.14	3 (2%) 59 55	42, 67, 95, 128	0
33	o2	127/127 (100%)	0.13	1 (0%) 86 82	42, 76, 105, 157	0
34	O3	106/106 (100%)	0.11	0 100 100	51, 68, 106, 147	0
34	o3	106/106 (100%)	0.07	0 100 100	41, 60, 94, 133	0
35	O4	112/112 (100%)	0.85	15 (13%) 4 4	73, 114, 163, 223	0
35	o4	112/112 (100%)	0.60	9 (8%) 13 13	69, 104, 163, 198	0
36	O5	119/119 (100%)	0.60	5 (4%) 37 34	81, 111, 140, 163	0
36	o5	119/119 (100%)	0.60	5 (4%) 37 34	78, 123, 152, 162	0
37	O6	99/99 (100%)	0.44	7 (7%) 17 17	85, 111, 160, 197	0
37	o6	99/99 (100%)	0.87	15 (15%) 2 3	89, 117, 162, 193	0
38	O7	87/87 (100%)	0.32	2 (2%) 61 56	56, 76, 125, 211	0
38	o7	87/87 (100%)	0.47	2 (2%) 61 56	54, 82, 153, 163	0
39	O8	77/77 (100%)	0.79	9 (11%) 5 6	114, 147, 172, 230	0
39	o8	77/77 (100%)	1.37	22 (28%) 1 1	106, 136, 170, 181	0
40	O9	50/50 (100%)	0.50	2 (4%) 39 35	63, 84, 106, 116	0
40	o9	50/50 (100%)	0.48	1 (2%) 65 61	70, 91, 106, 108	0
41	Q0	52/52 (100%)	0.81	6 (11%) 5 6	61, 79, 108, 126	0
41	q0	52/52 (100%)	0.15	0 100 100	37, 51, 72, 118	0
42	Q1	25/25 (100%)	0.49	0 100 100	71, 84, 103, 104	0
42	q1	25/25 (100%)	-0.04	0 100 100	55, 70, 90, 100	0
43	Q2	105/105 (100%)	0.72	11 (10%) 7 7	59, 84, 123, 165	0
43	q2	105/105 (100%)	0.20	1 (0%) 82 78	45, 74, 105, 179	0
44	Q3	91/91 (100%)	0.26	2 (2%) 62 57	54, 96, 128, 162	0

Continued on next page...

Continued from previous page...

Mol	Chain	Analysed	<RSRZ>	#RSRZ>2		OWAB(Å ²)	Q<0.9	
44	q3	91/91 (100%)	0.25	0	100	100	44, 85, 112, 130	0
45	2	1712/1800 (95%)	-0.02	23 (1%)	77	73	70, 132, 242, 320	0
45	6	1739/1800 (96%)	-0.05	22 (1%)	77	73	49, 95, 249, 344	0
46	S0	206/206 (100%)	1.38	57 (27%)	1	1	109, 161, 224, 271	0
46	s0	206/206 (100%)	0.54	10 (4%)	30	28	81, 124, 166, 215	0
47	S1	214/216 (99%)	1.06	48 (22%)	1	1	114, 173, 227, 252	0
47	s1	216/216 (100%)	0.59	16 (7%)	15	16	81, 117, 159, 193	0
48	S2	217/217 (100%)	0.90	32 (14%)	3	3	84, 131, 171, 200	0
48	s2	217/217 (100%)	0.49	13 (5%)	23	22	71, 104, 138, 174	0
49	S3	223/223 (100%)	1.21	50 (22%)	1	1	82, 139, 193, 260	0
49	s3	223/223 (100%)	0.88	29 (13%)	4	4	78, 116, 163, 223	0
50	S4	260/260 (100%)	1.46	84 (32%)	0	0	97, 142, 169, 225	0
50	s4	260/260 (100%)	0.86	37 (14%)	3	3	72, 127, 165, 189	0
51	S5	206/206 (100%)	1.64	56 (27%)	1	1	131, 172, 213, 237	0
51	s5	206/206 (100%)	0.49	14 (6%)	18	18	64, 97, 147, 197	0
52	S6	226/236 (95%)	0.88	30 (13%)	4	4	82, 145, 214, 373	0
52	s6	218/236 (92%)	0.69	18 (8%)	12	13	73, 120, 168, 213	0
53	S7	184/186 (98%)	0.96	29 (15%)	2	2	115, 179, 224, 251	0
53	s7	186/186 (100%)	0.77	21 (11%)	6	6	99, 157, 207, 271	0
54	S8	188/200 (94%)	1.59	63 (33%)	0	0	84, 125, 176, 199	0
54	s8	186/200 (93%)	0.73	20 (10%)	6	7	70, 113, 164, 198	0
55	S9	185/185 (100%)	1.51	60 (32%)	0	0	111, 152, 192, 244	0
55	s9	185/185 (100%)	0.83	20 (10%)	6	7	87, 134, 188, 215	0
56	C0	96/105 (91%)	1.32	25 (26%)	1	1	127, 170, 212, 235	0
56	c0	96/105 (91%)	1.22	21 (21%)	1	1	93, 137, 193, 217	0
57	C1	155/156 (99%)	1.89	62 (40%)	0	0	84, 122, 201, 267	0
57	c1	142/156 (91%)	0.98	14 (9%)	8	8	69, 111, 169, 198	0
58	C2	124/143 (86%)	2.46	62 (50%)	0	0	175, 223, 267, 294	0
58	c2	124/143 (86%)	1.74	51 (41%)	0	0	132, 190, 233, 259	0
59	C3	150/150 (100%)	0.72	12 (8%)	13	13	95, 139, 177, 206	0
59	c3	150/150 (100%)	0.10	2 (1%)	77	73	67, 111, 148, 173	0

Continued on next page...

Continued from previous page...

Mol	Chain	Analysed	<RSRZ>	#RSRZ>2	OWAB(Å ²)	Q<0.9
60	C4	127/128 (99%)	1.16	37 (29%) 1 1	93, 164, 207, 215	0
60	c4	128/128 (100%)	0.81	11 (8%) 11 12	63, 103, 135, 156	0
61	C5	124/141 (87%)	1.25	36 (29%) 1 1	108, 165, 211, 236	0
61	c5	135/141 (95%)	0.40	7 (5%) 28 26	61, 96, 162, 201	0
62	C6	141/142 (99%)	1.94	56 (39%) 0 0	105, 157, 196, 212	0
62	c6	142/142 (100%)	0.38	4 (2%) 53 50	59, 91, 128, 197	0
63	C7	120/136 (88%)	1.34	31 (25%) 1 1	110, 161, 290, 384	0
63	c7	117/136 (86%)	0.58	8 (6%) 18 18	81, 123, 194, 239	0
64	C8	145/145 (100%)	1.46	51 (35%) 0 0	102, 165, 211, 235	0
64	c8	145/145 (100%)	0.02	2 (1%) 75 71	64, 82, 128, 184	0
65	C9	143/143 (100%)	1.17	31 (21%) 1 1	128, 159, 204, 232	0
65	c9	143/143 (100%)	0.18	3 (2%) 64 60	61, 84, 117, 154	0
66	D0	107/110 (97%)	1.38	29 (27%) 1 1	101, 156, 232, 270	0
66	d0	110/110 (100%)	1.31	30 (27%) 1 1	68, 121, 203, 223	0
67	D1	87/87 (100%)	1.48	27 (31%) 0 1	112, 151, 183, 198	0
67	d1	87/87 (100%)	0.48	7 (8%) 13 13	87, 117, 158, 188	0
68	D2	129/129 (100%)	1.09	27 (20%) 1 1	99, 127, 155, 176	0
68	d2	129/129 (100%)	0.64	5 (3%) 40 36	74, 99, 120, 137	0
69	D3	144/144 (100%)	0.77	15 (10%) 7 7	76, 102, 127, 174	0
69	d3	144/144 (100%)	0.08	1 (0%) 87 85	51, 73, 99, 157	0
70	D4	134/134 (100%)	1.13	27 (20%) 1 1	106, 152, 191, 215	0
70	d4	133/134 (99%)	0.61	15 (11%) 6 6	80, 134, 173, 195	0
71	D5	70/70 (100%)	2.71	48 (68%) 0 0	151, 189, 233, 266	0
71	d5	69/70 (98%)	0.48	3 (4%) 36 33	77, 108, 142, 162	0
72	D6	97/97 (100%)	1.20	25 (25%) 1 1	86, 126, 189, 239	0
72	d6	97/97 (100%)	0.31	2 (2%) 64 60	63, 88, 136, 238	0
73	D7	81/81 (100%)	1.67	34 (41%) 0 0	117, 161, 215, 267	0
73	d7	81/81 (100%)	0.69	10 (12%) 5 5	92, 124, 199, 227	0
74	D8	63/63 (100%)	1.95	29 (46%) 0 0	136, 175, 215, 257	0
74	d8	63/63 (100%)	1.33	17 (26%) 1 1	81, 117, 146, 165	0
75	D9	53/53 (100%)	1.32	16 (30%) 1 1	104, 128, 154, 187	0

Continued on next page...

Continued from previous page...

Mol	Chain	Analysed	<RSRZ>	#RSRZ>2	OWAB(Å ²)	Q<0.9
75	d9	53/53 (100%)	0.57	5 (9%) 9 10	64, 86, 109, 148	0
76	E0	60/62 (96%)	1.42	18 (30%) 1 1	98, 144, 215, 237	0
76	e0	62/62 (100%)	0.65	6 (9%) 8 9	64, 118, 179, 202	0
77	E1	71/72 (98%)	1.72	23 (32%) 0 0	143, 199, 243, 257	0
77	e1	72/72 (100%)	1.32	20 (27%) 1 1	125, 174, 212, 236	0
78	SR	318/318 (100%)	2.13	147 (46%) 0 0	131, 175, 225, 269	0
78	sR	318/318 (100%)	0.88	48 (15%) 3 3	88, 125, 174, 226	0
79	SM	159/272 (58%)	0.85	25 (15%) 2 2	88, 153, 237, 268	0
79	sM	129/272 (47%)	0.53	10 (7%) 14 14	76, 118, 187, 220	0
80	m2	0/165	-	-	-	-
81	n4	135/135 (100%)	1.00	23 (17%) 2 2	42, 139, 211, 238	0
82	p0	143/312 (45%)	0.94	23 (16%) 2 2	84, 138, 215, 261	0
83	p1	0/47	-	-	-	-
All	All	32909/34616 (95%)	0.50	2769 (8%) 12 12	32, 103, 196, 384	0

All (2769) RSRZ outliers are listed below:

Mol	Chain	Res	Type	RSRZ
25	N4	75	THR	15.4
25	N4	76	VAL	12.9
18	M7	167	ARG	12.4
57	C1	146	ALA	12.4
57	C1	145	ALA	11.3
25	N4	84	GLY	11.3
18	M7	161	ALA	10.6
58	C2	59	LEU	9.9
51	S5	151	GLY	9.7
18	M7	162	GLU	9.4
57	C1	147	GLY	9.4
58	C2	60	VAL	9.3
79	SM	17	VAL	9.2
78	SR	115	ILE	8.9
18	M7	183	ALA	8.8
18	M7	163	LYS	8.5
58	C2	121	VAL	8.3
25	N4	85	ALA	8.2
79	SM	18	VAL	8.2
51	S5	154	ALA	8.1

Continued on next page...

Continued from previous page...

Mol	Chain	Res	Type	RSRZ
51	S5	153	GLY	8.0
76	E0	61	SER	7.9
79	SM	16	ASP	7.8
25	N4	87	LEU	7.6
78	SR	24	ALA	7.6
79	SM	19	VAL	7.6
78	SR	79	TYR	7.5
71	D5	71	ILE	7.5
51	S5	155	ALA	7.5
78	SR	33	LEU	7.5
81	n4	68	ALA	7.5
78	SR	302	PHE	7.5
77	E1	86	THR	7.5
74	D8	17	GLY	7.3
27	N6	127	GLU	7.3
18	M7	168	LEU	7.2
28	N7	2	ALA	7.2
54	S8	200	LYS	7.2
77	E1	145	HIS	7.0
53	s7	2	SER	7.0
62	C6	89	LEU	7.0
25	N4	86	SER	6.9
53	s7	43	PHE	6.9
21	N0	1	MET	6.9
61	C5	104	GLN	6.9
51	S5	152	GLY	6.8
62	C6	20	ALA	6.8
53	S7	93	LEU	6.7
58	C2	28	LEU	6.7
62	C6	10	PHE	6.7
62	C6	29	ILE	6.6
78	SR	57	PRO	6.6
57	c1	30	ARG	6.5
81	n4	67	VAL	6.5
10	l8	150	LEU	6.5
78	SR	73	LEU	6.4
58	C2	82	PRO	6.4
47	S1	54	LEU	6.4
78	SR	212	ALA	6.4
51	S5	156	ARG	6.3
58	C2	126	TRP	6.3
78	SR	32	LEU	6.2

Continued on next page...

Continued from previous page...

Mol	Chain	Res	Type	RSRZ
23	n2	11	ILE	6.2
76	E0	48	THR	6.2
58	C2	41	LEU	6.2
50	S4	149	TYR	6.2
18	M7	166	VAL	6.2
10	L8	198	ALA	6.2
78	SR	81	LEU	6.1
63	C7	99	VAL	6.1
28	N7	131	PHE	6.1
66	D0	121	ASN	6.1
1	1	1025	A	6.1
58	C2	88	LEU	6.1
57	C1	50	GLU	6.0
78	SR	121	MET	6.0
67	D1	34	ILE	6.0
58	C2	42	ALA	6.0
58	C2	87	PRO	5.9
54	S8	66	SER	5.9
25	N4	77	LYS	5.8
10	l8	199	ALA	5.8
55	s9	184	SER	5.8
58	C2	120	VAL	5.8
51	S5	150	GLY	5.8
53	S7	38	LEU	5.8
74	D8	19	THR	5.8
25	N4	88	ASP	5.8
55	S9	185	GLY	5.8
78	SR	168	THR	5.7
81	n4	66	GLU	5.7
78	SR	94	VAL	5.7
71	D5	41	ILE	5.7
64	C8	2	SER	5.6
55	S9	158	PHE	5.6
77	e1	87	THR	5.6
58	c2	104	GLY	5.6
78	SR	186	PHE	5.6
70	D4	25	VAL	5.6
18	M7	182	ILE	5.6
18	M7	178	ALA	5.5
71	D5	89	ILE	5.5
63	C7	120	SER	5.5
58	c2	41	LEU	5.5

Continued on next page...

Continued from previous page...

Mol	Chain	Res	Type	RSRZ
54	S8	152	ILE	5.5
52	s6	169	TYR	5.5
58	C2	102	GLY	5.5
57	C1	30	ARG	5.4
63	C7	117	LEU	5.4
62	C6	36	ILE	5.4
76	E0	49	LEU	5.4
38	O7	86	ALA	5.3
18	M7	160	ALA	5.3
51	s5	152	GLY	5.3
47	S1	217	LEU	5.3
58	C2	78	LEU	5.3
5	L3	387	LEU	5.3
73	D7	33	LEU	5.3
45	2	658	C	5.3
62	C6	85	ILE	5.3
25	N4	83	THR	5.3
39	o8	53	THR	5.3
28	N7	28	PRO	5.3
23	n2	63	VAL	5.3
63	C7	121	VAL	5.3
28	N7	132	SER	5.3
47	S1	103	MET	5.2
25	N4	78	ALA	5.2
23	n2	15	PHE	5.2
10	l8	198	ALA	5.2
47	S1	101	HIS	5.2
28	N7	22	LYS	5.2
28	n7	118	PHE	5.2
77	E1	85	TYR	5.1
13	M1	127	PHE	5.1
23	N2	9	GLN	5.1
78	SR	23	LEU	5.1
29	N8	79	TRP	5.1
78	SR	309	VAL	5.1
55	S9	184	SER	5.1
56	c0	98	THR	5.1
58	C2	31	VAL	5.1
36	O5	120	ALA	5.1
67	D1	33	GLN	5.1
78	SR	204	ALA	5.1
46	S0	24	LEU	5.1

Continued on next page...

Continued from previous page...

Mol	Chain	Res	Type	RSRZ
78	SR	72	THR	5.1
1	1	1569	U	5.1
46	S0	198	MET	5.1
54	S8	199	LYS	5.1
58	C2	89	ILE	5.1
76	e0	63	GLN	5.1
18	M7	179	GLN	5.1
73	D7	41	LEU	5.1
54	S8	179	CYS	5.1
56	C0	56	LYS	5.1
56	c0	22	VAL	5.0
76	E0	54	ARG	5.0
79	SM	88	ARG	5.0
50	S4	123	LEU	5.0
28	n7	2	ALA	5.0
66	d0	18	GLN	5.0
28	N7	89	VAL	5.0
55	S9	186	GLU	5.0
70	D4	70	VAL	5.0
62	C6	55	VAL	5.0
28	N7	27	LYS	5.0
58	C2	37	VAL	5.0
58	C2	85	LYS	5.0
28	N7	26	VAL	5.0
49	S3	214	GLU	5.0
66	D0	64	LYS	5.0
47	S1	90	GLU	4.9
12	M0	220	GLN	4.9
78	SR	34	LEU	4.9
78	SR	181	TRP	4.9
62	C6	9	THR	4.9
47	S1	140	ILE	4.9
55	S9	181	ALA	4.9
25	N4	81	PRO	4.9
75	D9	43	PHE	4.9
57	C1	155	LYS	4.9
56	C0	60	SER	4.9
50	S4	261	LEU	4.9
23	n2	64	THR	4.9
1	1	1570	U	4.9
56	C0	12	HIS	4.9
61	c5	133	ALA	4.9

Continued on next page...

Continued from previous page...

Mol	Chain	Res	Type	RSRZ
27	n6	45	ILE	4.8
28	N7	7	ALA	4.8
54	S8	167	ALA	4.8
1	5	2539	C	4.8
45	2	241	U	4.8
68	D2	25	VAL	4.8
1	1	1028	U	4.8
18	M7	164	LYS	4.8
78	SR	77	GLY	4.8
51	S5	53	VAL	4.8
78	SR	192	PHE	4.8
66	D0	81	THR	4.8
79	SM	13	GLU	4.8
25	N4	92	GLU	4.8
67	D1	55	LEU	4.8
58	C2	32	LEU	4.7
58	c2	59	LEU	4.7
47	S1	216	LYS	4.7
78	SR	180	ALA	4.7
63	C7	123	ASN	4.7
18	M7	156	ALA	4.7
18	M7	165	VAL	4.7
27	N6	124	GLY	4.7
12	m0	221	ALA	4.7
76	E0	55	ARG	4.7
56	c0	95	ARG	4.7
28	N7	106	GLN	4.7
25	N4	89	LEU	4.7
51	S5	175	LEU	4.7
21	n0	1	MET	4.6
57	C1	24	LYS	4.6
56	C0	65	TYR	4.6
81	n4	133	THR	4.6
63	C7	124	VAL	4.6
58	c2	73	LYS	4.6
32	o1	4	LEU	4.6
50	S4	192	ILE	4.6
61	c5	132	GLY	4.6
23	n2	54	VAL	4.6
74	D8	45	LYS	4.6
46	S0	23	HIS	4.6
57	C1	149	ALA	4.6

Continued on next page...

Continued from previous page...

Mol	Chain	Res	Type	RSRZ
56	c0	68	LEU	4.6
62	C6	7	VAL	4.6
78	SR	262	VAL	4.6
58	c2	28	LEU	4.6
74	D8	6	PRO	4.6
78	SR	92	TRP	4.6
58	C2	61	VAL	4.6
71	D5	98	GLN	4.6
79	SM	85	SER	4.6
63	C7	102	VAL	4.6
78	SR	25	THR	4.6
65	C9	92	LYS	4.6
51	S5	128	ASN	4.6
57	C1	154	ALA	4.6
27	N6	125	LYS	4.6
74	D8	16	LEU	4.6
78	SR	45	TRP	4.5
28	N7	92	PHE	4.5
78	sR	6	VAL	4.5
28	N7	5	LEU	4.5
77	E1	149	LYS	4.5
23	n2	56	VAL	4.5
73	D7	42	ASN	4.5
56	C0	23	ALA	4.5
71	D5	69	LEU	4.5
62	C6	65	ILE	4.5
74	D8	53	ILE	4.5
78	SR	80	ALA	4.5
54	S8	151	LYS	4.5
68	D2	26	LEU	4.5
24	n3	3	GLY	4.5
28	N7	25	ILE	4.5
53	S7	94	ALA	4.5
62	C6	60	PHE	4.5
61	C5	90	ILE	4.5
66	D0	63	LEU	4.5
78	sR	33	LEU	4.5
55	S9	138	LYS	4.5
46	S0	174	TRP	4.5
24	N3	2	SER	4.4
54	S8	149	SER	4.4
54	S8	168	CYS	4.4

Continued on next page...

Continued from previous page...

Mol	Chain	Res	Type	RSRZ
78	SR	167	VAL	4.4
65	C9	35	ASP	4.4
37	o6	100	HIS	4.4
78	SR	46	LYS	4.4
78	SR	117	LYS	4.4
47	S1	139	ALA	4.4
63	C7	38	ILE	4.4
78	SR	131	ILE	4.4
78	SR	158	PRO	4.4
61	C5	94	VAL	4.4
45	6	696	C	4.4
77	e1	88	PRO	4.4
64	C8	5	VAL	4.4
77	e1	92	LYS	4.4
25	N4	97	LYS	4.4
76	E0	45	VAL	4.4
18	M7	184	ALA	4.4
47	S1	53	GLY	4.4
62	C6	105	LEU	4.4
55	S9	180	LYS	4.4
58	c2	42	ALA	4.4
58	c2	43	ARG	4.4
74	d8	10	ALA	4.4
20	m9	181	ARG	4.4
57	C1	15	LYS	4.4
58	c2	121	VAL	4.4
60	C4	83	ILE	4.3
77	e1	97	LYS	4.4
28	N7	96	VAL	4.3
47	S1	100	PHE	4.3
46	S0	48	ILE	4.3
28	N7	124	ALA	4.3
54	S8	72	ILE	4.3
58	C2	138	GLU	4.3
78	sR	3	SER	4.3
78	SR	178	VAL	4.3
23	n2	14	THR	4.3
55	s9	183	ALA	4.3
62	C6	6	SER	4.3
64	C8	32	LEU	4.3
55	S9	134	ILE	4.3
53	S7	61	PHE	4.3

Continued on next page...

Continued from previous page...

Mol	Chain	Res	Type	RSRZ
71	D5	101	TYR	4.3
28	N7	44	ALA	4.3
45	6	1370	U	4.3
71	D5	82	HIS	4.3
54	s8	102	VAL	4.3
58	c2	102	GLY	4.3
1	1	1572	U	4.3
74	D8	67	ARG	4.3
58	c2	126	TRP	4.3
46	S0	97	PRO	4.3
60	C4	79	VAL	4.3
66	D0	54	GLY	4.3
60	C4	27	PHE	4.2
46	S0	199	PRO	4.2
23	n2	71	PHE	4.2
65	C9	54	PHE	4.2
58	c2	21	GLU	4.2
54	S8	67	TRP	4.2
51	S5	149	VAL	4.2
65	C9	4	VAL	4.2
71	D5	88	ILE	4.2
10	l8	162	LEU	4.2
78	SR	55	GLY	4.2
77	E1	148	TYR	4.2
28	N7	118	PHE	4.2
56	c0	94	GLU	4.2
27	N6	126	LEU	4.2
72	D6	44	ILE	4.2
27	n6	127	GLU	4.2
55	S9	97	LEU	4.2
81	n4	134	GLN	4.2
78	SR	74	THR	4.2
54	S8	165	LEU	4.2
55	S9	104	PHE	4.2
18	M7	181	ARG	4.2
76	E0	46	ASN	4.2
51	S5	71	ALA	4.2
77	E1	116	LYS	4.2
78	sR	34	LEU	4.2
77	e1	85	TYR	4.2
1	5	2569	A	4.1
39	o8	54	LEU	4.1

Continued on next page...

Continued from previous page...

Mol	Chain	Res	Type	RSRZ
28	n7	23	VAL	4.1
54	S8	65	PHE	4.1
74	D8	7	VAL	4.1
49	s3	109	LEU	4.1
58	c2	103	LEU	4.1
50	S4	54	TYR	4.1
62	C6	22	VAL	4.1
18	M7	180	LYS	4.1
64	C8	56	LYS	4.1
66	D0	84	MET	4.1
71	D5	80	LEU	4.1
12	M0	221	ALA	4.1
64	C8	17	LEU	4.1
10	L8	121	SER	4.1
57	C1	35	TYR	4.1
78	SR	190	ALA	4.1
78	SR	171	SER	4.1
79	SM	84	LYS	4.1
53	s7	93	LEU	4.1
49	s3	135	GLU	4.1
66	D0	82	TYR	4.1
78	SR	30	PRO	4.1
53	s7	92	PHE	4.1
70	D4	18	LEU	4.1
57	C1	138	ASN	4.1
78	sR	316	MET	4.1
50	S4	229	GLY	4.1
49	s3	184	ILE	4.1
75	D9	31	ILE	4.1
23	n2	13	LYS	4.1
38	O7	87	SER	4.1
78	SR	82	SER	4.1
1	5	1103	A	4.1
62	C6	21	HIS	4.1
64	C8	25	ASN	4.1
63	C7	35	CYS	4.1
58	C2	140	PHE	4.1
38	o7	88	ALA	4.1
58	c2	125	ASN	4.1
39	o8	61	LYS	4.1
79	sM	23	LYS	4.1
28	n7	42	LEU	4.1

Continued on next page...

Continued from previous page...

Mol	Chain	Res	Type	RSRZ
49	S3	49	ILE	4.0
51	S5	174	LEU	4.0
26	N5	26	VAL	4.0
56	c0	23	ALA	4.0
48	S2	236	PRO	4.0
73	D7	49	HIS	4.0
62	C6	57	LEU	4.0
53	S7	92	PHE	4.0
64	C8	22	VAL	4.0
28	N7	91	ALA	4.0
50	S4	56	LEU	4.0
48	S2	90	THR	4.0
51	S5	193	THR	4.0
71	D5	102	THR	4.0
50	s4	208	VAL	4.0
73	D7	73	LEU	4.0
53	S7	90	VAL	4.0
58	c2	105	LYS	4.0
58	C2	91	VAL	4.0
74	d8	28	VAL	4.0
73	d7	64	CYS	4.0
77	E1	144	CYS	4.0
26	N5	50	ALA	4.0
66	D0	120	SER	4.0
71	D5	79	ALA	4.0
28	N7	4	PHE	4.0
58	c2	61	VAL	4.0
78	sR	313	TRP	4.0
57	C1	151	LYS	4.0
78	SR	160	GLU	4.0
30	N9	53	ALA	4.0
64	C8	146	ALA	4.0
78	SR	253	ALA	4.0
78	sR	117	LYS	4.0
56	c0	96	ASN	3.9
73	D7	7	LEU	3.9
37	O6	99	ARG	3.9
71	D5	99	ALA	3.9
78	SR	56	VAL	3.9
63	C7	100	LEU	3.9
49	S3	21	LEU	3.9
45	2	499	U	3.9

Continued on next page...

Continued from previous page...

Mol	Chain	Res	Type	RSRZ
10	l8	152	LEU	3.9
18	M7	177	ALA	3.9
53	S7	98	ILE	3.9
79	SM	141	ALA	3.9
48	s2	96	THR	3.9
78	SR	78	ALA	3.9
66	D0	85	ARG	3.9
28	N7	42	LEU	3.9
58	C2	36	LEU	3.9
58	C2	123	VAL	3.9
61	C5	105	VAL	3.9
76	E0	51	ASN	3.9
50	S4	130	GLN	3.9
54	S8	135	LYS	3.9
31	O0	35	ARG	3.9
53	S7	49	ILE	3.9
51	S5	140	THR	3.9
82	p0	87	VAL	3.9
57	C1	68	GLY	3.9
12	m0	220	GLN	3.9
51	s5	37	GLN	3.9
77	E1	91	ILE	3.9
10	L8	197	VAL	3.9
62	C6	79	TYR	3.9
46	S0	50	VAL	3.9
78	sR	32	LEU	3.9
25	N4	98	PRO	3.9
57	C1	137	PHE	3.9
50	S4	55	ALA	3.9
63	C7	119	LEU	3.8
47	S1	46	THR	3.8
58	C2	49	THR	3.8
46	S0	99	ALA	3.8
55	S9	105	LEU	3.8
68	D2	129	VAL	3.8
71	D5	62	VAL	3.8
28	N7	6	LYS	3.8
51	S5	211	ILE	3.8
54	S8	116	HIS	3.8
77	e1	102	VAL	3.8
65	C9	55	TYR	3.8
79	SM	176	ALA	3.8

Continued on next page...

Continued from previous page...

Mol	Chain	Res	Type	RSRZ
50	s4	226	PHE	3.8
1	1	2540	A	3.8
28	N7	82	PRO	3.8
47	S1	25	THR	3.8
63	C7	122	ILE	3.8
50	S4	147	ILE	3.8
28	N7	74	VAL	3.8
45	6	225	A	3.8
51	S5	183	ALA	3.8
57	C1	156	PHE	3.8
51	S5	130	ILE	3.8
54	S8	60	ILE	3.8
52	S6	75	LEU	3.8
58	C2	43	ARG	3.8
55	s9	33	GLU	3.8
57	C1	148	LYS	3.8
47	s1	46	THR	3.8
52	S6	166	GLU	3.8
55	S9	72	GLU	3.8
25	N4	90	ILE	3.8
13	M1	125	MET	3.8
78	SR	293	ALA	3.8
81	n4	65	GLU	3.8
50	S4	44	LEU	3.8
1	1	2502	A	3.8
52	S6	65	GLN	3.8
71	D5	87	GLY	3.8
66	d0	94	GLU	3.8
61	C5	86	VAL	3.8
35	O4	77	GLY	3.7
77	E1	152	ALA	3.7
79	SM	15	ALA	3.7
57	C1	116	ARG	3.7
26	N5	24	LEU	3.7
25	N4	64	THR	3.7
78	SR	263	PHE	3.7
18	M7	176	ILE	3.7
54	S8	63	GLY	3.7
78	SR	26	SER	3.7
54	S8	182	TYR	3.7
55	S9	95	TYR	3.7
60	C4	12	GLN	3.7

Continued on next page...

Continued from previous page...

Mol	Chain	Res	Type	RSRZ
71	D5	52	LYS	3.7
79	sM	83	LYS	3.7
7	L5	95	TRP	3.7
61	C5	84	ILE	3.7
71	D5	50	ILE	3.7
30	N9	59	LYS	3.7
67	D1	18	SER	3.7
47	S1	138	PHE	3.7
51	S5	62	VAL	3.7
73	D7	48	SER	3.7
60	C4	120	PRO	3.7
54	S8	183	ILE	3.7
66	D0	65	ILE	3.7
28	N7	105	SER	3.7
10	L8	26	LEU	3.7
45	6	226	A	3.7
39	O8	44	LYS	3.7
49	S3	186	VAL	3.7
28	N7	129	TRP	3.7
62	C6	54	LEU	3.7
78	SR	136	ILE	3.7
28	N7	99	GLU	3.7
48	S2	240	LEU	3.7
67	D1	69	LEU	3.7
28	n7	14	VAL	3.7
23	n2	57	THR	3.7
49	S3	223	LYS	3.7
66	D0	86	ILE	3.7
10	l8	161	GLU	3.7
60	C4	102	LEU	3.6
50	s4	227	VAL	3.6
71	D5	59	TYR	3.6
28	n7	22	LYS	3.6
46	S0	201	LEU	3.6
46	s0	170	ILE	3.6
54	S8	104	ILE	3.6
67	D1	40	ASP	3.6
16	M5	37	HIS	3.6
45	6	1693	A	3.6
46	S0	186	GLY	3.6
55	S9	92	LYS	3.6
72	d6	69	ASN	3.6

Continued on next page...

Continued from previous page...

Mol	Chain	Res	Type	RSRZ
10	l8	180	VAL	3.6
62	C6	121	SER	3.6
67	D1	53	TYR	3.6
46	S0	16	LEU	3.6
29	N8	117	ARG	3.6
46	S0	28	ASN	3.6
60	C4	19	ILE	3.6
65	C9	2	PRO	3.6
55	s9	164	PHE	3.6
21	N0	2	ALA	3.6
23	n2	12	ALA	3.6
49	S3	217	ILE	3.6
62	C6	30	LYS	3.6
51	s5	153	GLY	3.6
54	S8	74	LYS	3.6
78	SR	118	LYS	3.6
45	6	1695	G	3.6
46	S0	15	GLN	3.6
10	L8	199	ALA	3.6
26	N5	95	ILE	3.6
78	SR	156	VAL	3.6
37	o6	68	ARG	3.6
50	S4	9	LEU	3.6
54	S8	143	TRP	3.6
78	SR	31	ASN	3.6
7	l5	297	GLN	3.6
57	C1	2	SER	3.6
52	S6	114	VAL	3.6
26	N5	27	ARG	3.6
31	o0	6	SER	3.6
47	S1	68	VAL	3.6
16	M5	58	GLY	3.6
60	C4	28	VAL	3.6
78	SR	214	ALA	3.6
53	s7	41	LEU	3.6
58	C2	133	LEU	3.6
48	S2	88	LYS	3.6
52	S6	153	VAL	3.6
67	D1	23	ILE	3.6
43	q2	106	PHE	3.5
18	M7	157	VAL	3.5
13	M1	91	LEU	3.5

Continued on next page...

Continued from previous page...

Mol	Chain	Res	Type	RSRZ
77	e1	145	HIS	3.5
78	SR	292	LEU	3.5
48	S2	95	ARG	3.5
65	C9	28	LEU	3.5
45	6	1694	A	3.5
13	M1	102	PHE	3.5
62	C6	26	LYS	3.5
39	O8	45	VAL	3.5
58	C2	122	VAL	3.5
13	M1	132	ASN	3.5
1	5	2540	A	3.5
58	C2	74	LEU	3.5
70	D4	96	LEU	3.5
1	5	2503	G	3.5
54	S8	109	PHE	3.5
26	N5	34	LEU	3.5
78	SR	223	TRP	3.5
78	SR	58	VAL	3.5
25	N4	96	LEU	3.5
29	n8	127	ALA	3.5
49	S3	147	ALA	3.5
46	S0	175	TYR	3.5
50	S4	228	ILE	3.5
39	O8	72	THR	3.5
47	S1	135	LEU	3.5
55	S9	118	LEU	3.5
56	C0	67	THR	3.5
61	c5	136	SER	3.5
56	C0	75	TYR	3.5
77	E1	106	TYR	3.5
28	n7	96	VAL	3.5
37	o6	64	SER	3.5
53	S7	183	PHE	3.5
70	D4	69	SER	3.5
67	D1	16	LYS	3.5
78	SR	179	LYS	3.5
60	C4	81	VAL	3.5
20	m9	184	LEU	3.5
57	C1	19	ILE	3.5
54	S8	64	ASN	3.5
77	E1	87	THR	3.5
66	D0	26	LEU	3.5

Continued on next page...

Continued from previous page...

Mol	Chain	Res	Type	RSRZ
26	N5	32	PHE	3.5
50	s4	15	PRO	3.5
73	D7	38	PRO	3.5
7	l5	125	VAL	3.5
52	S6	83	CYS	3.5
49	s3	40	ARG	3.5
50	S4	101	LEU	3.5
54	S8	169	ILE	3.5
46	S0	49	ASN	3.4
47	S1	89	ASP	3.4
51	S5	157	ARG	3.4
56	c0	76	LEU	3.4
16	m5	58	GLY	3.4
48	S2	224	PHE	3.4
58	c2	128	ALA	3.4
51	S5	206	SER	3.4
54	s8	67	TRP	3.4
57	C1	3	THR	3.4
77	e1	86	THR	3.4
81	n4	130	SER	3.4
55	s9	34	PHE	3.4
58	c2	35	ALA	3.4
60	c4	28	VAL	3.4
61	C5	13	LYS	3.4
62	C6	8	GLN	3.4
48	S2	104	VAL	3.4
76	E0	44	PHE	3.4
28	N7	134	LEU	3.4
71	D5	60	VAL	3.4
78	SR	243	LEU	3.4
28	n7	6	LYS	3.4
10	L8	226	TYR	3.4
14	M3	138	VAL	3.4
29	n8	109	TYR	3.4
57	C1	153	PHE	3.4
54	S8	137	LYS	3.4
78	SR	102	ARG	3.4
61	C5	89	MET	3.4
51	s5	154	ALA	3.4
54	S8	148	ALA	3.4
73	D7	35	VAL	3.4
70	D4	26	ASP	3.4

Continued on next page...

Continued from previous page...

Mol	Chain	Res	Type	RSRZ
46	S0	47	VAL	3.4
54	S8	95	THR	3.4
54	s8	58	LEU	3.4
78	SR	157	VAL	3.4
82	p0	217	VAL	3.4
58	C2	77	GLY	3.4
10	l8	200	LEU	3.4
29	N8	78	LEU	3.4
74	D8	59	SER	3.4
67	d1	34	ILE	3.4
72	D6	37	LYS	3.4
45	2	227	U	3.4
1	5	2442	G	3.4
76	E0	47	VAL	3.4
78	SR	120	SER	3.4
28	N7	10	VAL	3.4
28	N7	64	LYS	3.4
46	S0	177	LEU	3.4
63	C7	65	PRO	3.4
64	C8	18	LEU	3.4
28	n7	72	ILE	3.4
82	p0	88	PHE	3.4
62	C6	66	ARG	3.4
64	C8	57	ARG	3.4
48	S2	222	TYR	3.4
71	D5	103	ARG	3.4
53	s7	16	LEU	3.3
58	c2	36	LEU	3.3
29	N8	119	PRO	3.3
70	D4	57	VAL	3.3
46	S0	173	ILE	3.3
46	S0	203	PHE	3.3
58	C2	71	ILE	3.3
81	n4	75	THR	3.3
26	n5	99	VAL	3.3
24	N3	3	GLY	3.3
64	C8	48	LYS	3.3
23	N2	52	ASN	3.3
56	C0	22	VAL	3.3
60	C4	29	HIS	3.3
13	M1	104	PHE	3.3
26	N5	25	LYS	3.3

Continued on next page...

Continued from previous page...

Mol	Chain	Res	Type	RSRZ
62	C6	12	LYS	3.3
58	c2	44	GLY	3.3
45	2	913	G	3.3
57	C1	127	GLN	3.3
74	D8	25	VAL	3.3
52	s6	22	HIS	3.3
57	C1	60	PHE	3.3
78	SR	35	SER	3.3
78	sR	213	SER	3.3
50	S4	137	PRO	3.3
57	C1	23	PRO	3.3
58	C2	83	GLU	3.3
48	S2	235	LEU	3.3
57	C1	40	LEU	3.3
31	O0	38	LYS	3.3
77	E1	93	HIS	3.3
13	M1	128	TYR	3.3
46	S0	197	ILE	3.3
51	S5	111	VAL	3.3
78	sR	24	ALA	3.3
60	C4	20	TYR	3.3
71	D5	61	SER	3.3
1	1	1286	A	3.3
45	2	234	G	3.3
28	n7	34	LYS	3.3
33	O2	128	LEU	3.3
40	o9	11	GLN	3.3
51	S5	225	ARG	3.3
55	s9	80	LEU	3.3
58	C2	45	LEU	3.3
82	p0	19	LEU	3.3
58	C2	81	ASP	3.3
70	d4	67	GLY	3.3
58	C2	124	LYS	3.3
78	sR	82	SER	3.3
10	L8	152	LEU	3.3
49	S3	37	VAL	3.3
61	C5	85	ILE	3.3
16	m5	2	GLY	3.3
55	s9	180	LYS	3.3
64	C8	44	ASN	3.3
78	SR	182	ASN	3.3

Continued on next page...

Continued from previous page...

Mol	Chain	Res	Type	RSRZ
30	N9	54	LEU	3.3
46	S0	18	LEU	3.3
50	s4	35	PRO	3.3
57	C1	65	SER	3.3
61	C5	12	PHE	3.3
50	S4	111	VAL	3.3
55	S9	96	VAL	3.3
66	d0	27	THR	3.3
71	D5	53	GLU	3.3
49	s3	138	VAL	3.3
63	C7	66	VAL	3.3
45	2	1711	C	3.3
54	S8	76	THR	3.3
67	D1	52	THR	3.3
78	SR	134	TRP	3.3
51	S5	90	ILE	3.3
68	D2	73	GLY	3.3
59	C3	40	TYR	3.3
62	C6	92	TYR	3.3
48	s2	88	LYS	3.3
58	c2	22	VAL	3.3
13	M1	43	GLN	3.2
50	S4	49	ARG	3.2
71	D5	56	THR	3.2
78	SR	211	ILE	3.2
50	s4	261	LEU	3.2
68	D2	69	LEU	3.2
71	D5	83	LEU	3.2
23	N2	27	VAL	3.2
39	o8	45	VAL	3.2
47	S1	50	LYS	3.2
51	S5	54	LYS	3.2
78	SR	62	LYS	3.2
73	d7	38	PRO	3.2
35	O4	79	SER	3.2
51	S5	187	ILE	3.2
32	O1	4	LEU	3.2
48	S2	156	THR	3.2
78	sR	72	THR	3.2
56	C0	64	TYR	3.2
68	D2	22	LYS	3.2
10	L8	132	VAL	3.2

Continued on next page...

Continued from previous page...

Mol	Chain	Res	Type	RSRZ
47	S1	91	VAL	3.2
58	C2	86	VAL	3.2
66	d0	112	VAL	3.2
73	D7	32	PHE	3.2
45	2	656	G	3.2
13	M1	59	ILE	3.2
55	S9	110	GLN	3.2
60	c4	15	GLY	3.2
25	N4	72	SER	3.2
52	s6	164	LYS	3.2
74	d8	9	LEU	3.2
27	N6	43	TYR	3.2
48	s2	90	THR	3.2
49	S3	25	PHE	3.2
14	M3	54	LEU	3.2
49	s3	151	LYS	3.2
50	S4	122	LYS	3.2
60	C4	18	ARG	3.2
4	L2	111	THR	3.2
49	s3	152	PHE	3.2
58	C2	119	SER	3.2
74	D8	5	THR	3.2
77	e1	84	VAL	3.2
14	M3	194	GLU	3.2
60	c4	112	ILE	3.2
53	s7	34	LEU	3.2
28	n7	11	ALA	3.2
51	S5	179	ALA	3.2
50	s4	54	TYR	3.2
57	C1	150	ASN	3.2
58	c2	115	VAL	3.2
48	S2	151	PRO	3.2
77	e1	98	VAL	3.2
49	s3	50	ILE	3.2
50	S4	38	LEU	3.2
51	S5	93	LEU	3.2
79	SM	75	ASP	3.2
60	C4	40	ALA	3.2
16	m5	6	TYR	3.2
35	O4	23	VAL	3.2
71	D5	91	PRO	3.2
20	m9	187	GLU	3.2

Continued on next page...

Continued from previous page...

Mol	Chain	Res	Type	RSRZ
78	SR	220	ILE	3.2
78	SR	163	ASP	3.2
67	D1	39	VAL	3.2
73	D7	70	LYS	3.2
78	sR	263	PHE	3.2
48	S2	196	VAL	3.2
28	N7	135	ARG	3.2
41	Q0	77	ILE	3.2
50	S4	48	LEU	3.2
51	s5	151	GLY	3.2
37	o6	2	THR	3.2
64	C8	73	MET	3.2
20	M9	132	PHE	3.2
71	D5	37	GLN	3.2
28	N7	95	VAL	3.2
78	SR	226	ALA	3.2
48	S2	234	PRO	3.2
62	C6	44	LEU	3.2
77	E1	132	LEU	3.2
55	S9	120	LYS	3.2
78	SR	170	ILE	3.2
28	n7	4	PHE	3.2
39	o8	43	PHE	3.2
46	S0	124	THR	3.2
50	S4	47	PHE	3.2
58	C2	75	VAL	3.2
62	C6	64	ASP	3.2
78	sR	214	ALA	3.2
78	sR	300	THR	3.2
49	s3	38	GLU	3.2
16	M5	22	LEU	3.2
49	S3	24	PHE	3.2
9	L7	27	ALA	3.2
61	c5	51	SER	3.2
64	C8	58	ALA	3.2
78	SR	60	SER	3.2
78	SR	14	GLU	3.2
73	D7	36	LYS	3.1
45	6	675	U	3.1
28	N7	11	ALA	3.1
47	S1	99	ASN	3.1
57	C1	25	VAL	3.1

Continued on next page...

Continued from previous page...

Mol	Chain	Res	Type	RSRZ
64	C8	4	VAL	3.1
78	SR	20	VAL	3.1
78	SR	113	VAL	3.1
78	SR	159	ASN	3.1
22	N1	34	TYR	3.1
71	D5	90	LYS	3.1
1	1	1026	A	3.1
31	O0	92	ILE	3.1
82	p0	50	VAL	3.1
28	N7	126	LYS	3.1
14	m3	54	LEU	3.1
74	D8	66	LEU	3.1
28	N7	45	GLY	3.1
29	n8	126	LYS	3.1
62	C6	13	LYS	3.1
1	1	1563	C	3.1
10	l8	155	ASN	3.1
78	SR	319	ASN	3.1
19	M8	93	ILE	3.1
67	D1	14	PRO	3.1
79	SM	175	ASP	3.1
46	S0	54	TRP	3.1
30	N9	57	ALA	3.1
50	S4	110	ALA	3.1
51	S5	143	ARG	3.1
67	d1	87	ARG	3.1
14	M3	139	LEU	3.1
58	C2	44	GLY	3.1
81	n4	112	ASN	3.1
13	M1	44	THR	3.1
50	S4	22	LYS	3.1
30	N9	56	ALA	3.1
74	d8	66	LEU	3.1
55	S9	91	LYS	3.1
78	SR	43	ILE	3.1
73	D7	30	SER	3.1
78	SR	205	SER	3.1
71	D5	86	GLU	3.1
49	S3	87	TYR	3.1
53	S7	129	LEU	3.1
56	C0	63	TYR	3.1
28	n7	20	GLY	3.1

Continued on next page...

Continued from previous page...

Mol	Chain	Res	Type	RSRZ
46	S0	100	GLY	3.1
57	C1	75	VAL	3.1
57	c1	138	ASN	3.1
37	o6	69	ALA	3.1
54	S8	145	ALA	3.1
74	d8	16	LEU	3.1
78	SR	7	LEU	3.1
20	M9	49	THR	3.1
49	S3	185	LYS	3.1
58	C2	101	ALA	3.1
66	d0	64	LYS	3.1
69	D3	24	TRP	3.1
52	S6	210	GLN	3.1
58	c2	33	ARG	3.1
7	L5	126	GLU	3.1
49	s3	150	MET	3.1
62	C6	19	VAL	3.1
15	M4	138	ALA	3.1
23	N2	69	ALA	3.1
53	S7	41	LEU	3.1
10	l8	94	PHE	3.1
18	M7	169	THR	3.1
66	D0	20	ILE	3.1
1	1	1350	A	3.1
22	N1	126	VAL	3.1
65	C9	144	GLU	3.1
16	M5	134	LEU	3.1
23	N2	89	LEU	3.1
27	N6	48	LEU	3.1
46	S0	46	HIS	3.1
46	S0	14	ALA	3.1
50	S4	180	LEU	3.1
61	C5	15	HIS	3.1
62	C6	117	LEU	3.1
50	s4	39	ARG	3.1
72	D6	38	ARG	3.1
78	SR	254	ALA	3.1
51	S5	209	TYR	3.1
57	C1	73	GLY	3.1
70	d4	71	GLY	3.1
47	s1	20	VAL	3.1
57	C1	4	GLU	3.1

Continued on next page...

Continued from previous page...

Mol	Chain	Res	Type	RSRZ
77	E1	90	LYS	3.1
28	N7	29	HIS	3.1
28	n7	80	LEU	3.1
53	S7	58	LEU	3.1
58	C2	62	LEU	3.1
10	l8	34	PHE	3.0
70	D4	3	ASP	3.0
19	M8	74	GLU	3.0
20	m9	22	VAL	3.0
7	L5	131	LEU	3.0
78	SR	301	LEU	3.0
46	S0	38	PHE	3.0
52	S6	100	ALA	3.0
22	n1	160	ILE	3.0
50	S4	236	ILE	3.0
66	d0	121	ASN	3.0
49	s3	178	ARG	3.0
78	sR	253	ALA	3.0
64	C8	69	ILE	3.0
75	D9	38	ILE	3.0
10	l8	121	SER	3.0
16	m5	135	VAL	3.0
66	d0	17	GLN	3.0
75	D9	44	ARG	3.0
64	C8	101	LEU	3.0
75	D9	36	LEU	3.0
41	Q0	128	LYS	3.0
51	S5	182	ALA	3.0
66	D0	87	HIS	3.0
57	C1	59	PRO	3.0
57	C1	66	ILE	3.0
72	D6	73	TYR	3.0
51	S5	70	VAL	3.0
58	c2	122	VAL	3.0
43	Q2	79	THR	3.0
82	p0	219	THR	3.0
52	S6	165	GLY	3.0
53	S7	95	GLU	3.0
62	C6	104	GLU	3.0
10	l8	197	VAL	3.0
58	c2	75	VAL	3.0
58	c2	74	LEU	3.0

Continued on next page...

Continued from previous page...

Mol	Chain	Res	Type	RSRZ
61	C5	111	MET	3.0
75	D9	55	PHE	3.0
49	s3	153	ALA	3.0
52	S6	198	ALA	3.0
13	M1	122	ILE	3.0
52	S6	208	TYR	3.0
69	D3	49	ALA	3.0
50	S4	102	VAL	3.0
73	D7	2	VAL	3.0
74	D8	44	VAL	3.0
7	L5	92	LEU	3.0
46	s0	18	LEU	3.0
78	SR	144	LEU	3.0
63	C7	101	ASN	3.0
70	D4	119	PHE	3.0
22	n1	125	ALA	3.0
58	C2	69	ALA	3.0
71	D5	100	ILE	3.0
75	D9	45	GLU	3.0
79	SM	12	VAL	3.0
55	s9	36	LEU	3.0
71	D5	42	LEU	3.0
50	S4	11	ARG	3.0
69	D3	71	CYS	3.0
23	n2	70	LYS	3.0
35	O4	32	ALA	3.0
59	C3	141	TYR	3.0
81	n4	131	ALA	3.0
78	SR	314	GLN	3.0
7	L5	127	GLY	3.0
70	d4	120	GLY	3.0
50	s4	173	ILE	3.0
58	c2	106	ILE	3.0
78	sR	5	GLU	3.0
46	S0	192	THR	3.0
48	S2	174	ARG	3.0
55	S9	93	LEU	3.0
37	O6	100	HIS	3.0
57	C1	16	GLN	3.0
62	C6	109	PHE	3.0
74	d8	27	GLN	3.0
58	C2	128	ALA	3.0

Continued on next page...

Continued from previous page...

Mol	Chain	Res	Type	RSRZ
28	n7	10	VAL	3.0
68	D2	46	TYR	3.0
71	D5	64	VAL	3.0
78	SR	114	ASP	3.0
52	s6	160	ARG	3.0
52	s6	215	ARG	3.0
73	d7	42	ASN	3.0
30	N9	58	LYS	3.0
4	L2	253	GLN	3.0
25	N4	79	GLN	3.0
61	C5	75	PRO	3.0
14	M3	135	ALA	3.0
53	s7	3	ALA	3.0
65	C9	124	ILE	3.0
78	SR	313	TRP	3.0
65	C9	6	VAL	3.0
78	sR	51	ASP	3.0
46	S0	196	SER	3.0
52	s6	171	LYS	3.0
74	D8	21	SER	3.0
75	D9	33	LYS	3.0
57	C1	47	THR	3.0
66	D0	78	THR	3.0
81	n4	132	GLY	2.9
29	N8	112	ILE	2.9
58	C2	27	ALA	2.9
57	C1	71	LEU	2.9
66	d0	114	VAL	2.9
23	N2	10	LYS	2.9
78	sR	7	LEU	2.9
53	s7	70	PHE	2.9
78	SR	311	ARG	2.9
31	o0	42	ILE	2.9
60	C4	39	ILE	2.9
60	c4	19	ILE	2.9
36	O5	116	TYR	2.9
47	S1	45	LYS	2.9
49	S3	86	LEU	2.9
56	C0	66	TYR	2.9
61	C5	66	ALA	2.9
63	C7	39	ALA	2.9
45	2	1686	C	2.9

Continued on next page...

Continued from previous page...

Mol	Chain	Res	Type	RSRZ
65	C9	45	MET	2.9
49	S3	187	LYS	2.9
57	c1	31	THR	2.9
58	c2	71	ILE	2.9
61	C5	8	LYS	2.9
10	L8	93	LEU	2.9
10	L8	189	LEU	2.9
49	S3	48	VAL	2.9
52	S6	111	LEU	2.9
67	D1	19	ALA	2.9
14	m3	190	LYS	2.9
57	C1	46	LYS	2.9
78	SR	213	SER	2.9
28	N7	24	VAL	2.9
57	C1	61	THR	2.9
68	D2	104	LEU	2.9
78	sR	301	LEU	2.9
72	D6	62	TYR	2.9
59	C3	25	TRP	2.9
52	S6	29	ASP	2.9
54	S8	180	ASP	2.9
60	C4	117	ASP	2.9
67	D1	32	VAL	2.9
74	D8	28	VAL	2.9
54	S8	62	THR	2.9
28	n7	21	LYS	2.9
47	S1	94	LYS	2.9
23	n2	65	VAL	2.9
60	c4	110	LEU	2.9
66	d0	15	GLN	2.9
68	d2	27	ILE	2.9
73	D7	24	LEU	2.9
22	N1	125	ALA	2.9
23	n2	67	SER	2.9
35	O4	76	TYR	2.9
55	S9	8	TYR	2.9
56	C0	39	ASN	2.9
72	d6	68	TYR	2.9
54	S8	54	LYS	2.9
78	sR	121	MET	2.9
10	l8	203	VAL	2.9
19	m8	140	LEU	2.9

Continued on next page...

Continued from previous page...

Mol	Chain	Res	Type	RSRZ
46	s0	158	VAL	2.9
78	SR	225	LEU	2.9
31	o0	22	LYS	2.9
38	o7	83	ALA	2.9
56	C0	30	ALA	2.9
60	c4	60	ALA	2.9
66	d0	95	ALA	2.9
21	N0	74	ASN	2.9
73	D7	58	SER	2.9
78	SR	17	ASN	2.9
8	L6	130	ILE	2.9
46	S0	98	ILE	2.9
49	s3	137	VAL	2.9
52	s6	147	LEU	2.9
57	C1	70	ILE	2.9
58	C2	136	ILE	2.9
58	c2	32	LEU	2.9
71	D5	40	VAL	2.9
76	e0	49	LEU	2.9
78	SR	183	LEU	2.9
55	S9	71	PHE	2.9
78	SR	100	TYR	2.9
14	m3	133	PRO	2.9
51	S5	22	PRO	2.9
77	e1	93	HIS	2.9
50	S4	52	LEU	2.9
46	S0	40	ALA	2.9
28	N7	46	ILE	2.9
39	o8	55	VAL	2.9
46	S0	22	THR	2.9
47	s1	231	LEU	2.9
50	s4	127	LYS	2.9
59	C3	139	TRP	2.9
66	D0	114	VAL	2.9
67	D1	82	VAL	2.9
68	D2	61	ILE	2.9
79	SM	174	LEU	2.9
18	m7	2	ALA	2.9
33	O2	127	ALA	2.9
82	p0	26	PHE	2.9
71	D5	81	ARG	2.9
50	S4	124	GLY	2.9

Continued on next page...

Continued from previous page...

Mol	Chain	Res	Type	RSRZ
55	s9	185	GLY	2.9
56	C0	24	LYS	2.9
43	Q2	70	LEU	2.9
77	E1	146	SER	2.9
43	Q2	75	VAL	2.9
49	S3	175	VAL	2.9
50	S4	66	MET	2.9
56	c0	1	MET	2.9
64	C8	47	CYS	2.9
50	s4	205	PHE	2.9
60	C4	119	THR	2.9
78	SR	130	THR	2.9
20	m9	183	ALA	2.9
71	D5	76	ALA	2.9
51	S5	41	LYS	2.9
54	s8	165	LEU	2.9
23	N2	54	VAL	2.8
54	S8	136	SER	2.8
56	c0	73	VAL	2.8
58	c2	119	SER	2.8
60	C4	42	VAL	2.8
59	C3	61	THR	2.8
25	N4	91	LYS	2.8
29	N8	73	LEU	2.8
53	S7	176	LEU	2.8
14	m3	95	ILE	2.8
28	n7	26	VAL	2.8
57	c1	113	PRO	2.8
76	E0	56	MET	2.8
54	S8	141	ARG	2.8
72	D6	43	ASN	2.8
78	sR	251	TRP	2.8
52	s6	218	GLU	2.8
55	S9	135	ALA	2.8
60	C4	82	LYS	2.8
64	C8	8	GLN	2.8
47	s1	47	LEU	2.8
7	L5	145	PHE	2.8
50	S4	45	ILE	2.8
72	D6	45	VAL	2.8
59	C3	107	LYS	2.8
76	e0	53	LYS	2.8

Continued on next page...

Continued from previous page...

Mol	Chain	Res	Type	RSRZ
52	s6	217	SER	2.8
64	C8	19	ASN	2.8
66	D0	80	GLU	2.8
62	C6	37	THR	2.8
55	S9	89	ASP	2.8
62	C6	39	VAL	2.8
71	d5	88	ILE	2.8
74	d8	30	VAL	2.8
35	o4	93	PHE	2.8
65	C9	142	GLU	2.8
45	6	506	A	2.8
53	s7	42	GLN	2.8
28	n7	92	PHE	2.8
49	s3	188	ILE	2.8
50	S4	46	VAL	2.8
75	D9	22	ARG	2.8
53	s7	89	HIS	2.8
78	sR	50	ASP	2.8
10	l8	196	ALA	2.8
28	N7	80	LEU	2.8
47	S1	233	GLY	2.8
50	S4	65	LEU	2.8
66	d0	93	LEU	2.8
75	D9	30	LEU	2.8
79	sM	41	SER	2.8
76	E0	23	LYS	2.8
13	M1	123	PHE	2.8
49	S3	50	ILE	2.8
50	S4	64	ILE	2.8
50	S4	159	THR	2.8
58	c2	120	VAL	2.8
1	1	1351	U	2.8
45	6	233	C	2.8
14	M3	51	LEU	2.8
28	N7	133	LYS	2.8
74	d8	33	LEU	2.8
78	SR	42	LEU	2.8
78	sR	92	TRP	2.8
10	l8	151	VAL	2.8
47	s1	84	ILE	2.8
57	C1	139	VAL	2.8
58	c2	137	MET	2.8

Continued on next page...

Continued from previous page...

Mol	Chain	Res	Type	RSRZ
73	D7	52	THR	2.8
10	L8	196	ALA	2.8
50	s4	34	GLY	2.8
49	S3	12	VAL	2.8
25	N4	93	ARG	2.8
46	s0	165	ARG	2.8
55	S9	61	THR	2.8
7	L5	2	ALA	2.8
50	S4	8	HIS	2.8
54	s8	167	ALA	2.8
58	c2	20	ALA	2.8
60	C4	78	ALA	2.8
69	D3	132	LEU	2.8
78	SR	16	HIS	2.8
58	C2	100	TRP	2.8
11	L9	99	ILE	2.8
52	s6	27	PHE	2.8
52	s6	145	PHE	2.8
49	S3	23	GLU	2.8
58	c2	76	GLU	2.8
23	n2	105	LEU	2.8
52	S6	212	LEU	2.8
58	c2	118	ALA	2.8
13	M1	47	GLN	2.8
47	s1	140	ILE	2.8
64	C8	85	PHE	2.8
73	D7	43	ILE	2.8
78	SR	193	ILE	2.8
24	n3	2	SER	2.8
52	S6	96	SER	2.8
46	S0	9	LEU	2.8
13	M1	134	PRO	2.8
31	O0	105	ALA	2.8
51	S5	221	ALA	2.8
60	C4	100	ALA	2.8
70	d4	44	LEU	2.8
78	sR	81	LEU	2.8
28	n7	13	VAL	2.8
32	O1	5	LYS	2.8
70	D4	58	PHE	2.8
59	c3	16	ILE	2.8
13	M1	108	GLU	2.8

Continued on next page...

Continued from previous page...

Mol	Chain	Res	Type	RSRZ
50	S4	87	MET	2.8
78	SR	119	ALA	2.8
23	N2	28	PHE	2.8
39	o8	42	LYS	2.8
74	D8	14	LYS	2.8
77	e1	83	LYS	2.8
81	n4	69	LYS	2.8
63	C7	83	GLN	2.7
67	D1	42	GLU	2.7
49	S3	182	LEU	2.7
63	C7	34	LEU	2.7
72	D6	64	LEU	2.7
77	e1	96	LYS	2.7
78	SR	6	VAL	2.7
78	sR	302	PHE	2.7
28	N7	68	ILE	2.7
55	S9	94	ASP	2.7
27	n6	57	LEU	2.7
52	S6	77	LEU	2.7
49	S3	137	VAL	2.7
58	C2	92	ALA	2.7
68	D2	128	PHE	2.7
78	SR	54	PHE	2.7
51	S5	37	GLN	2.7
53	S7	181	ILE	2.7
63	C7	41	ILE	2.7
69	D3	92	CYS	2.7
57	c1	24	LYS	2.7
45	6	1709	C	2.7
16	m5	59	PHE	2.7
29	N8	110	GLY	2.7
57	C1	115	PHE	2.7
59	C3	24	ALA	2.7
60	C4	15	GLY	2.7
47	S1	20	VAL	2.7
60	C4	106	ALA	2.7
62	C6	142	TYR	2.7
72	D6	6	ALA	2.7
74	D8	12	VAL	2.7
54	S8	73	SER	2.7
60	C4	108	SER	2.7
78	SR	169	ILE	2.7

Continued on next page...

Continued from previous page...

Mol	Chain	Res	Type	RSRZ
74	D8	27	GLN	2.7
28	N7	34	LYS	2.7
47	S1	98	THR	2.7
48	S2	225	LEU	2.7
49	s3	69	LEU	2.7
54	S8	96	LEU	2.7
62	C6	52	LEU	2.7
78	SR	294	TRP	2.7
49	s3	136	VAL	2.7
56	c0	65	TYR	2.7
78	sR	2	ALA	2.7
25	N4	66	GLU	2.7
28	n7	68	ILE	2.7
10	L8	122	LYS	2.7
48	S2	59	HIS	2.7
49	S3	143	ARG	2.7
50	S4	15	PRO	2.7
50	S4	150	PRO	2.7
49	S3	218	LEU	2.7
68	D2	16	ASN	2.7
10	l8	254	ASP	2.7
49	s3	167	PHE	2.7
54	S8	113	PHE	2.7
10	l8	140	VAL	2.7
14	m3	60	ALA	2.7
16	m5	3	ALA	2.7
16	m5	53	TYR	2.7
23	n2	17	VAL	2.7
27	N6	88	GLU	2.7
49	s3	134	CYS	2.7
56	c0	20	VAL	2.7
65	C9	50	ALA	2.7
66	D0	22	ILE	2.7
58	c2	62	LEU	2.7
77	E1	104	SER	2.7
10	l8	252	ASN	2.7
50	s4	109	PHE	2.7
55	S9	146	PHE	2.7
7	L5	125	VAL	2.7
57	C1	29	LYS	2.7
60	C4	118	VAL	2.7
65	C9	18	TYR	2.7

Continued on next page...

Continued from previous page...

Mol	Chain	Res	Type	RSRZ
29	N8	118	ILE	2.7
37	o6	60	LEU	2.7
45	2	228	G	2.7
55	s9	59	LEU	2.7
78	SR	222	LEU	2.7
20	M9	51	VAL	2.7
10	L8	130	TYR	2.7
23	n2	104	ARG	2.7
78	sR	56	VAL	2.7
41	Q0	78	ILE	2.7
1	1	1349	G	2.7
52	S6	97	VAL	2.7
66	d0	102	ARG	2.7
56	C0	61	TRP	2.7
39	O8	15	THR	2.7
74	D8	10	ALA	2.7
78	sR	303	ALA	2.7
5	l3	387	LEU	2.7
50	S4	207	LEU	2.7
54	s8	195	ARG	2.7
67	d1	7	GLN	2.7
50	s4	85	GLY	2.7
61	C5	109	PRO	2.7
54	s8	168	CYS	2.7
62	C6	74	HIS	2.7
1	5	2538	U	2.7
4	l2	41	ILE	2.7
28	N7	72	ILE	2.7
45	2	501	U	2.7
57	C1	144	ALA	2.7
70	D4	48	TYR	2.7
45	2	488	G	2.7
58	c2	23	THR	2.7
50	S4	71	LYS	2.7
50	s4	245	LYS	2.7
66	d0	63	LEU	2.7
72	D6	66	LYS	2.7
53	S7	22	GLN	2.7
64	C8	145	ARG	2.7
28	N7	12	VAL	2.7
49	s3	39	VAL	2.7
54	S8	186	GLY	2.7

Continued on next page...

Continued from previous page...

Mol	Chain	Res	Type	RSRZ
55	S9	133	HIS	2.7
58	C2	30	VAL	2.7
78	sR	240	VAL	2.7
54	S8	106	ALA	2.7
62	C6	63	ILE	2.7
78	SR	188	ILE	2.7
10	L8	32	LYS	2.7
13	M1	40	LEU	2.7
50	s4	92	LEU	2.7
52	S6	164	LYS	2.7
51	s5	156	ARG	2.7
76	e0	48	THR	2.7
78	SR	252	LEU	2.7
47	S1	93	GLY	2.7
62	C6	56	GLY	2.7
29	N8	83	PRO	2.7
63	C7	118	PRO	2.7
78	sR	94	VAL	2.7
16	M5	148	TYR	2.6
60	C4	103	ARG	2.6
57	C1	22	ASN	2.6
23	n2	16	THR	2.6
62	C6	90	VAL	2.6
63	c7	62	GLN	2.6
16	m5	55	ALA	2.6
48	S2	178	ILE	2.6
65	C9	66	TYR	2.6
72	D6	83	ILE	2.6
13	M1	172	LEU	2.6
49	S3	69	LEU	2.6
73	D7	31	TYR	2.6
49	S3	38	GLU	2.6
55	S9	85	VAL	2.6
49	S3	76	ARG	2.6
62	C6	43	ILE	2.6
66	d0	26	LEU	2.6
12	M0	199	PHE	2.6
28	N7	43	VAL	2.6
23	n2	68	THR	2.6
45	6	656	G	2.6
54	S8	181	GLY	2.6
69	d3	2	GLY	2.6

Continued on next page...

Continued from previous page...

Mol	Chain	Res	Type	RSRZ
70	D4	67	GLY	2.6
60	C4	105	LEU	2.6
60	C4	112	ILE	2.6
73	d7	41	LEU	2.6
10	L8	94	PHE	2.6
43	Q2	106	PHE	2.6
78	SR	251	TRP	2.6
5	L3	294	GLY	2.6
37	o6	66	GLU	2.6
47	S1	215	VAL	2.6
47	S1	226	GLY	2.6
51	S5	133	VAL	2.6
76	e0	45	VAL	2.6
61	C5	70	ASN	2.6
46	S0	17	LEU	2.6
46	S0	170	ILE	2.6
50	s4	84	ALA	2.6
50	s4	162	ILE	2.6
52	S6	52	ILE	2.6
53	S7	81	LEU	2.6
64	C8	54	LEU	2.6
73	D7	45	THR	2.6
78	SR	310	ILE	2.6
14	M3	126	PHE	2.6
28	N7	122	HIS	2.6
70	D4	72	PHE	2.6
28	n7	74	VAL	2.6
52	S6	112	VAL	2.6
54	S8	102	VAL	2.6
54	S8	153	GLU	2.6
13	M1	90	GLN	2.6
45	2	500	C	2.6
49	S3	84	ILE	2.6
53	S7	91	ILE	2.6
11	L9	88	TYR	2.6
49	s3	185	LYS	2.6
61	C5	45	PHE	2.6
7	L5	175	HIS	2.6
35	O4	78	GLY	2.6
78	SR	15	GLY	2.6
70	D4	2	SER	2.6
14	m3	68	LYS	2.6

Continued on next page...

Continued from previous page...

Mol	Chain	Res	Type	RSRZ
29	n8	118	ILE	2.6
31	o0	43	ILE	2.6
61	C5	112	LEU	2.6
20	m9	39	ASN	2.6
56	c0	66	TYR	2.6
78	SR	172	ALA	2.6
79	SM	86	ASN	2.6
39	O8	41	THR	2.6
29	N8	72	VAL	2.6
58	C2	21	GLU	2.6
14	M3	95	ILE	2.6
16	M5	36	ILE	2.6
36	O5	118	ILE	2.6
51	S5	194	LEU	2.6
52	s6	3	LEU	2.6
61	C5	96	ILE	2.6
64	C8	6	GLN	2.6
55	S9	132	ARG	2.6
70	d4	119	PHE	2.6
79	SM	14	ASP	2.6
45	6	678	A	2.6
28	N7	23	VAL	2.6
49	s3	216	PRO	2.6
67	D1	20	THR	2.6
10	l8	146	LYS	2.6
26	n5	82	LEU	2.6
33	o2	128	LEU	2.6
45	2	194	U	2.6
50	S4	128	LYS	2.6
52	S6	30	LYS	2.6
79	SM	23	LYS	2.6
46	S0	144	ILE	2.6
47	S1	228	LEU	2.6
46	S0	185	ARG	2.6
52	s6	113	ILE	2.6
55	S9	36	LEU	2.6
71	D5	65	LEU	2.6
78	SR	122	ILE	2.6
28	N7	130	PHE	2.6
54	S8	144	ALA	2.6
55	S9	145	SER	2.6
55	S9	177	ALA	2.6

Continued on next page...

Continued from previous page...

Mol	Chain	Res	Type	RSRZ
75	d9	52	PHE	2.6
28	n7	45	GLY	2.6
51	S5	176	THR	2.6
52	s6	36	VAL	2.6
54	s8	63	GLY	2.6
65	C9	71	VAL	2.6
66	D0	62	VAL	2.6
71	D5	94	LYS	2.6
78	SR	99	THR	2.6
27	n6	35	LEU	2.6
68	d2	14	ILE	2.6
79	SM	151	LEU	2.6
32	O1	90	PHE	2.6
61	C5	74	ALA	2.6
11	L9	190	ASP	2.6
28	N7	116	LYS	2.6
49	s3	175	VAL	2.6
51	S5	212	LYS	2.6
57	c1	140	VAL	2.6
7	L5	171	LEU	2.6
13	M1	19	LEU	2.6
18	M7	175	ARG	2.6
28	n7	28	PRO	2.6
58	C2	80	ASN	2.6
28	N7	87	LEU	2.6
36	O5	92	LEU	2.6
57	c1	40	LEU	2.6
21	N0	75	PHE	2.6
47	S1	92	GLN	2.6
78	SR	318	ALA	2.6
7	L5	53	VAL	2.6
49	S3	90	ARG	2.6
69	D3	130	VAL	2.6
23	n2	101	ASN	2.6
28	n7	5	LEU	2.6
63	C7	115	LEU	2.6
67	D1	8	LEU	2.6
71	D5	55	PRO	2.6
59	C3	16	ILE	2.6
72	D6	30	ILE	2.6
51	S5	69	PHE	2.5
28	n7	73	LYS	2.5

Continued on next page...

Continued from previous page...

Mol	Chain	Res	Type	RSRZ
37	O6	66	GLU	2.5
37	o6	99	ARG	2.5
47	S1	136	ARG	2.5
56	c0	21	VAL	2.5
58	c2	117	GLY	2.5
66	d0	97	VAL	2.5
46	s0	177	LEU	2.5
7	l5	290	ILE	2.5
37	O6	94	ILE	2.5
29	N8	111	LYS	2.5
77	E1	131	PHE	2.5
78	SR	137	LYS	2.5
21	N0	78	TRP	2.5
31	O0	69	TYR	2.5
50	S4	100	ARG	2.5
58	C2	132	GLU	2.5
73	D7	51	GLN	2.5
82	p0	104	ARG	2.5
67	d1	82	VAL	2.5
53	s7	67	LEU	2.5
78	SR	116	ASP	2.5
10	L8	129	PRO	2.5
10	l8	167	PRO	2.5
27	N6	45	ILE	2.5
30	n9	59	LYS	2.5
55	S9	68	LYS	2.5
62	C6	51	PRO	2.5
64	C8	11	PHE	2.5
64	C8	14	ILE	2.5
64	C8	80	LYS	2.5
67	D1	24	ILE	2.5
77	e1	149	LYS	2.5
14	M3	192	GLU	2.5
16	M5	30	TYR	2.5
22	N1	122	GLN	2.5
50	s4	146	THR	2.5
55	S9	3	ARG	2.5
72	D6	89	ARG	2.5
79	SM	87	THR	2.5
55	s9	85	VAL	2.5
66	D0	42	VAL	2.5
37	o6	77	LEU	2.5

Continued on next page...

Continued from previous page...

Mol	Chain	Res	Type	RSRZ
55	S9	76	LEU	2.5
72	D6	3	LYS	2.5
23	n2	41	ILE	2.5
35	O4	7	PHE	2.5
1	1	1571	A	2.5
47	s1	23	PRO	2.5
48	S2	143	TYR	2.5
10	l8	132	VAL	2.5
35	O4	33	GLN	2.5
55	S9	113	VAL	2.5
56	C0	57	THR	2.5
58	C2	40	GLY	2.5
58	c2	143	GLN	2.5
60	C4	50	ALA	2.5
62	C6	11	GLY	2.5
27	n6	126	LEU	2.5
57	C1	128	CYS	2.5
64	C8	3	LEU	2.5
73	D7	64	CYS	2.5
82	p0	45	LEU	2.5
20	M9	142	ILE	2.5
47	s1	100	PHE	2.5
57	c1	115	PHE	2.5
5	L3	91	GLY	2.5
36	o5	2	ALA	2.5
14	m3	152	THR	2.5
36	o5	115	LYS	2.5
57	c1	147	GLY	2.5
50	s4	164	LEU	2.5
60	c4	33	LEU	2.5
81	n4	96	LEU	2.5
29	N8	82	ILE	2.5
51	S5	185	ARG	2.5
49	S3	35	SER	2.5
55	S9	148	VAL	2.5
58	c2	116	VAL	2.5
11	l9	191	LEU	2.5
70	D4	34	ASN	2.5
39	o8	5	ILE	2.5
46	S0	107	PHE	2.5
50	s4	47	PHE	2.5
55	S9	147	MET	2.5

Continued on next page...

Continued from previous page...

Mol	Chain	Res	Type	RSRZ
62	c6	29	ILE	2.5
75	D9	50	ILE	2.5
75	d9	50	ILE	2.5
50	S4	62	LYS	2.5
71	D5	85	LYS	2.5
18	M7	158	ALA	2.5
23	N2	33	TYR	2.5
32	O1	49	VAL	2.5
49	S3	216	PRO	2.5
52	S6	33	GLY	2.5
54	s8	192	TYR	2.5
56	c0	64	TYR	2.5
65	C9	9	VAL	2.5
65	C9	41	SER	2.5
70	d4	25	VAL	2.5
78	SR	166	SER	2.5
82	p0	49	ALA	2.5
43	Q2	72	LEU	2.5
43	Q2	102	GLN	2.5
45	2	240	U	2.5
47	s1	64	ARG	2.5
58	C2	139	HIS	2.5
66	d0	14	GLN	2.5
52	S6	27	PHE	2.5
55	S9	77	ILE	2.5
76	e0	56	MET	2.5
1	5	2441	A	2.5
32	O1	71	LEU	2.5
39	o8	73	LEU	2.5
47	S1	141	ALA	2.5
55	S9	174	ARG	2.5
58	c2	91	VAL	2.5
60	c4	42	VAL	2.5
64	C8	120	ARG	2.5
28	N7	60	LYS	2.5
47	S1	52	THR	2.5
51	s5	29	ILE	2.5
74	d8	43	ASN	2.5
78	sR	294	TRP	2.5
13	M1	45	PRO	2.5
39	o8	31	LEU	2.5
46	S0	74	VAL	2.5

Continued on next page...

Continued from previous page...

Mol	Chain	Res	Type	RSRZ
47	S1	43	VAL	2.5
60	C4	84	ARG	2.5
16	m5	15	GLN	2.5
56	C0	17	GLN	2.5
79	sM	52	PRO	2.5
10	l8	245	LYS	2.5
13	M1	109	HIS	2.5
35	o4	19	LYS	2.5
43	Q2	76	LYS	2.5
50	S4	245	LYS	2.5
32	o1	71	LEU	2.5
46	S0	138	TYR	2.5
49	s3	72	LEU	2.5
55	S9	119	ALA	2.5
79	SM	154	TYR	2.5
16	m5	45	PRO	2.5
32	O1	78	LYS	2.5
60	c4	96	PRO	2.5
71	D5	97	LYS	2.5
13	M1	106	ILE	2.5
32	o1	75	ILE	2.5
61	C5	107	ILE	2.5
69	D3	145	SER	2.5
66	d0	13	GLU	2.5
73	D7	40	CYS	2.5
16	M5	135	VAL	2.5
28	N7	125	GLY	2.5
14	m3	193	ALA	2.5
20	m9	53	LYS	2.5
32	O1	92	TYR	2.5
47	S1	86	LEU	2.5
74	d8	54	LEU	2.5
31	O0	94	GLU	2.5
50	S4	191	ARG	2.5
53	S7	60	ILE	2.5
68	D2	14	ILE	2.5
20	m9	23	TRP	2.4
13	M1	148	VAL	2.4
29	N8	123	VAL	2.4
45	2	506	A	2.4
46	S0	166	GLY	2.4
55	S9	86	LEU	2.4

Continued on next page...

Continued from previous page...

Mol	Chain	Res	Type	RSRZ
61	C5	93	VAL	2.4
62	c6	54	LEU	2.4
64	C8	116	LEU	2.4
74	D8	54	LEU	2.4
64	C8	79	TYR	2.4
32	O1	75	ILE	2.4
54	S8	103	GLN	2.4
61	C5	106	GLU	2.4
11	L9	191	LEU	2.4
26	n5	107	VAL	2.4
50	S4	160	VAL	2.4
52	s6	79	LYS	2.4
53	S7	62	VAL	2.4
60	C4	121	VAL	2.4
77	E1	102	VAL	2.4
29	N8	127	ALA	2.4
35	O4	93	PHE	2.4
45	6	679	U	2.4
47	s1	82	ARG	2.4
48	s2	97	ARG	2.4
54	S8	138	ASN	2.4
61	C5	10	ARG	2.4
69	D3	95	PHE	2.4
82	p0	60	ARG	2.4
7	L5	60	ILE	2.4
75	d9	31	ILE	2.4
28	n7	87	LEU	2.4
35	o4	105	VAL	2.4
58	c2	45	LEU	2.4
60	C4	98	GLY	2.4
65	C9	53	TRP	2.4
70	D4	35	VAL	2.4
73	D7	4	VAL	2.4
78	SR	210	LEU	2.4
16	M5	59	PHE	2.4
48	S2	231	ALA	2.4
54	S8	150	ALA	2.4
55	S9	179	ARG	2.4
10	L8	123	GLN	2.4
13	M1	79	ILE	2.4
28	N7	102	GLU	2.4
32	o1	61	LYS	2.4

Continued on next page...

Continued from previous page...

Mol	Chain	Res	Type	RSRZ
39	o8	27	ILE	2.4
50	S4	173	ILE	2.4
66	D0	83	GLU	2.4
71	d5	50	ILE	2.4
77	e1	91	ILE	2.4
78	SR	283	LYS	2.4
10	l8	169	LEU	2.4
13	M1	129	VAL	2.4
14	m3	57	VAL	2.4
64	C8	52	VAL	2.4
68	D2	63	VAL	2.4
54	S8	22	ARG	2.4
54	S8	112	TRP	2.4
50	s4	182	TYR	2.4
63	C7	116	LYS	2.4
56	c0	19	GLY	2.4
70	d4	57	VAL	2.4
72	D6	86	VAL	2.4
62	C6	120	ASP	2.4
63	C7	103	ASP	2.4
79	sM	101	ASP	2.4
14	m3	179	PHE	2.4
28	n7	131	PHE	2.4
27	N6	116	LYS	2.4
49	S3	153	ALA	2.4
82	p0	44	GLU	2.4
10	l8	186	LEU	2.4
70	d4	35	VAL	2.4
79	SM	167	PRO	2.4
15	M4	137	LYS	2.4
32	o1	5	LYS	2.4
48	s2	110	HIS	2.4
53	S7	70	PHE	2.4
64	C8	23	ASP	2.4
65	C9	49	ASP	2.4
69	D3	48	HIS	2.4
54	S8	147	ALA	2.4
28	N7	120	GLU	2.4
47	S1	171	ILE	2.4
77	e1	104	SER	2.4
64	C8	16	ARG	2.4
53	S7	99	LEU	2.4

Continued on next page...

Continued from previous page...

Mol	Chain	Res	Type	RSRZ
63	C7	16	LEU	2.4
73	D7	3	LEU	2.4
7	L5	170	GLY	2.4
50	s4	124	GLY	2.4
78	SR	177	MET	2.4
31	O0	59	TYR	2.4
39	o8	52	TYR	2.4
46	S0	110	TYR	2.4
49	S3	19	ALA	2.4
50	S4	235	TYR	2.4
51	s5	155	ALA	2.4
1	5	1762	C	2.4
29	N8	124	ILE	2.4
50	S4	26	CYS	2.4
54	S8	61	GLU	2.4
61	c5	101	ALA	2.4
75	D9	7	TRP	2.4
63	C7	112	SER	2.4
65	C9	15	ILE	2.4
67	D1	15	ARG	2.4
10	L8	142	LEU	2.4
10	L8	151	VAL	2.4
46	S0	188	LEU	2.4
49	S3	206	VAL	2.4
63	C7	24	LEU	2.4
78	sR	141	LEU	2.4
35	O4	6	THR	2.4
10	l8	80	TYR	2.4
21	n0	2	ALA	2.4
39	o8	2	ALA	2.4
53	S7	134	GLU	2.4
56	c0	70	GLU	2.4
74	D8	22	ARG	2.4
52	s6	5	ILE	2.4
52	s6	18	ILE	2.4
54	s8	60	ILE	2.4
66	d0	19	ILE	2.4
1	1	1284	C	2.4
21	N0	141	LYS	2.4
49	S3	7	LYS	2.4
49	S3	109	LEU	2.4
49	s3	86	LEU	2.4

Continued on next page...

Continued from previous page...

Mol	Chain	Res	Type	RSRZ
54	S8	171	SER	2.4
54	s8	179	CYS	2.4
56	C0	82	LEU	2.4
68	D2	126	LEU	2.4
56	C0	3	MET	2.4
61	C5	95	GLY	2.4
72	D6	65	PRO	2.4
27	N6	115	ARG	2.4
76	E0	43	ARG	2.4
78	SR	303	ALA	2.4
20	m9	21	LYS	2.4
47	S1	219	LYS	2.4
51	S5	114	ILE	2.4
54	s8	38	ILE	2.4
45	6	238	U	2.4
51	S5	25	LEU	2.4
58	C2	90	LYS	2.4
63	C7	109	LEU	2.4
7	L5	3	PHE	2.4
14	M3	140	SER	2.4
57	C1	126	GLY	2.4
69	D3	2	GLY	2.4
74	d8	32	PHE	2.4
1	1	1017	C	2.4
57	c1	59	PRO	2.4
74	d8	22	ARG	2.4
23	n2	61	THR	2.4
72	D6	35	ALA	2.4
77	E1	151	ASN	2.4
13	M1	152	HIS	2.4
28	N7	21	LYS	2.4
49	S3	184	ILE	2.4
57	c1	36	LYS	2.4
78	sR	74	THR	2.4
6	l4	150	LEU	2.4
16	m5	10	LEU	2.4
18	M7	172	GLN	2.4
28	N7	128	GLN	2.4
66	d0	16	GLN	2.4
66	d0	98	GLN	2.4
70	D4	66	GLY	2.4
12	M0	219	ALA	2.4

Continued on next page...

Continued from previous page...

Mol	Chain	Res	Type	RSRZ
36	o5	75	TYR	2.4
50	s4	128	LYS	2.4
50	S4	57	ASN	2.4
50	s4	147	ILE	2.4
51	S5	79	ASN	2.4
51	S5	195	ALA	2.4
53	s7	44	LYS	2.4
65	C9	59	ALA	2.4
66	D0	69	LYS	2.4
66	d0	88	LYS	2.4
40	O9	43	ASN	2.4
14	m3	94	GLY	2.3
62	C6	46	PHE	2.3
45	2	73	U	2.3
78	SR	124	SER	2.3
81	n4	102	LYS	2.3
16	M5	137	PRO	2.3
35	o4	2	ALA	2.3
47	S1	193	ILE	2.3
50	S4	27	TYR	2.3
66	D0	93	LEU	2.3
76	E0	39	LEU	2.3
81	n4	90	ILE	2.3
10	l8	240	ASN	2.3
23	N2	56	VAL	2.3
23	n2	66	VAL	2.3
28	N7	40	HIS	2.3
47	S1	102	GLY	2.3
48	s2	63	VAL	2.3
54	S8	146	ARG	2.3
58	c2	34	THR	2.3
61	C5	14	THR	2.3
62	C6	48	VAL	2.3
74	d8	41	VAL	2.3
78	SR	184	ASN	2.3
62	C6	88	GLY	2.3
78	SR	194	GLY	2.3
82	p0	86	PHE	2.3
49	S3	179	GLN	2.3
49	s3	75	LYS	2.3
57	C1	118	GLN	2.3
75	D9	54	LYS	2.3

Continued on next page...

Continued from previous page...

Mol	Chain	Res	Type	RSRZ
4	l2	112	ILE	2.3
46	S0	122	ILE	2.3
50	S4	90	ILE	2.3
54	S8	198	ALA	2.3
77	e1	148	TYR	2.3
55	s9	128	LEU	2.3
64	C8	15	LEU	2.3
75	d9	36	LEU	2.3
78	sR	193	ILE	2.3
52	S6	31	ARG	2.3
13	M1	36	VAL	2.3
55	s9	101	VAL	2.3
6	l4	262	TRP	2.3
25	N4	74	LYS	2.3
57	C1	42	PHE	2.3
73	D7	19	HIS	2.3
16	m5	129	TYR	2.3
26	n5	50	ALA	2.3
27	n6	104	LEU	2.3
28	N7	49	TYR	2.3
31	o0	41	LEU	2.3
50	s4	131	LEU	2.3
54	S8	101	ILE	2.3
54	S8	170	SER	2.3
55	S9	4	ALA	2.3
58	c2	112	ALA	2.3
69	D3	85	ALA	2.3
78	sR	254	ALA	2.3
28	N7	75	VAL	2.3
35	O4	65	VAL	2.3
39	o8	35	GLY	2.3
54	S8	46	VAL	2.3
55	s9	148	VAL	2.3
64	C8	133	VAL	2.3
66	d0	31	VAL	2.3
69	D3	4	GLY	2.3
78	SR	315	VAL	2.3
4	l2	252	THR	2.3
78	SR	150	TRP	2.3
56	C0	29	GLN	2.3
72	D6	5	ARG	2.3
26	N5	103	TYR	2.3

Continued on next page...

Continued from previous page...

Mol	Chain	Res	Type	RSRZ
29	N8	109	TYR	2.3
50	S4	162	ILE	2.3
68	D2	125	ILE	2.3
26	N5	121	LYS	2.3
45	6	707	A	2.3
50	S4	226	PHE	2.3
55	S9	34	PHE	2.3
65	C9	47	PRO	2.3
76	E0	58	PRO	2.3
28	N7	100	THR	2.3
46	S0	21	ASN	2.3
50	s4	18	TRP	2.3
51	S5	46	TRP	2.3
60	c4	29	HIS	2.3
64	C8	7	GLU	2.3
70	D4	22	GLN	2.3
6	l4	249	ILE	2.3
20	M9	52	LYS	2.3
31	O0	62	LEU	2.3
49	S3	110	LEU	2.3
51	S5	119	ASP	2.3
54	S8	166	TYR	2.3
54	s8	100	ALA	2.3
57	C1	26	LYS	2.3
64	C8	66	LEU	2.3
74	D8	40	ILE	2.3
78	sR	73	LEU	2.3
55	s9	158	PHE	2.3
57	C1	64	VAL	2.3
1	1	1226	G	2.3
23	n2	97	SER	2.3
49	S3	105	MET	2.3
52	S6	1	MET	2.3
64	C8	12	GLN	2.3
66	D0	15	GLN	2.3
10	L8	166	LEU	2.3
29	N8	75	LEU	2.3
36	o5	80	LEU	2.3
41	Q0	82	LEU	2.3
48	S2	69	ILE	2.3
64	C8	42	TYR	2.3
64	C8	61	LEU	2.3

Continued on next page...

Continued from previous page...

Mol	Chain	Res	Type	RSRZ
66	d0	107	THR	2.3
70	D4	13	ILE	2.3
71	D5	48	ASP	2.3
74	D8	26	THR	2.3
81	n4	128	ALA	2.3
28	N7	136	PHE	2.3
50	S4	181	VAL	2.3
65	C9	21	PHE	2.3
68	D2	72	CYS	2.3
73	D7	39	GLY	2.3
48	s2	95	ARG	2.3
54	s8	66	SER	2.3
72	D6	92	ARG	2.3
75	D9	40	ARG	2.3
26	n5	36	LYS	2.3
51	s5	84	LYS	2.3
67	d1	1	MET	2.3
72	D6	39	MET	2.3
10	l8	136	LEU	2.3
13	M1	155	THR	2.3
23	N2	11	ILE	2.3
28	n7	41	ALA	2.3
50	s4	82	TYR	2.3
78	SR	154	VAL	2.3
78	SR	284	ALA	2.3
78	sR	115	ILE	2.3
50	S4	86	PHE	2.3
55	S9	122	VAL	2.3
27	n6	44	GLY	2.3
49	S3	213	GLU	2.3
53	S7	48	GLU	2.3
69	D3	3	LYS	2.3
72	D6	61	GLU	2.3
74	D8	31	GLU	2.3
50	S4	41	SER	2.3
55	S9	121	SER	2.3
36	o5	9	LEU	2.3
37	o6	11	LEU	2.3
10	L8	52	TRP	2.3
1	1	3275	U	2.3
11	L9	144	ILE	2.3
13	M1	21	ILE	2.3

Continued on next page...

Continued from previous page...

Mol	Chain	Res	Type	RSRZ
60	C4	99	GLN	2.3
10	l8	164	VAL	2.3
13	M1	96	PHE	2.3
27	n6	43	TYR	2.3
27	N6	107	THR	2.3
28	n7	12	VAL	2.3
37	O6	95	ALA	2.3
48	S2	111	VAL	2.3
50	S4	74	GLY	2.3
51	s5	148	ARG	2.3
57	c1	124	THR	2.3
74	d8	67	ARG	2.3
4	l2	36	GLU	2.3
10	l8	89	GLU	2.3
50	S4	230	GLU	2.3
78	SR	261	LYS	2.3
23	n2	76	LEU	2.3
52	S6	5	ILE	2.3
78	sR	136	ILE	2.3
1	5	3154	C	2.3
50	S4	70	VAL	2.3
50	S4	105	VAL	2.3
55	s9	104	PHE	2.3
62	C6	24	ALA	2.3
73	D7	53	ALA	2.3
78	SR	2	ALA	2.3
61	C5	9	LYS	2.3
28	N7	88	ASP	2.3
48	S2	55	GLU	2.3
22	N1	148	PRO	2.3
1	5	2443	A	2.3
29	N8	87	ARG	2.3
51	S5	137	ILE	2.3
55	S9	53	ARG	2.3
66	D0	68	ARG	2.3
66	d0	65	ILE	2.3
74	d8	29	ARG	2.3
4	L2	76	PHE	2.3
6	l4	207	VAL	2.3
28	N7	114	VAL	2.3
48	S2	103	VAL	2.3
49	S3	174	HIS	2.3

Continued on next page...

Continued from previous page...

Mol	Chain	Res	Type	RSRZ
56	C0	25	LYS	2.3
58	C2	22	VAL	2.3
65	C9	58	ALA	2.3
70	D4	24	VAL	2.3
50	s4	260	GLY	2.3
70	D4	71	GLY	2.3
1	1	1016	C	2.3
47	s1	98	THR	2.3
17	M6	110	PRO	2.3
39	o8	37	PRO	2.3
47	s1	188	LEU	2.3
72	D6	82	ARG	2.3
82	p0	38	MET	2.3
31	O0	64	LYS	2.3
57	C1	141	LYS	2.3
77	E1	143	LYS	2.3
49	S3	221	SER	2.3
54	s8	84	HIS	2.3
58	c2	63	VAL	2.3
66	D0	51	VAL	2.3
7	l5	109	THR	2.2
47	S1	42	ASN	2.2
48	S2	44	LEU	2.2
68	D2	41	MET	2.2
68	D2	94	LEU	2.2
70	d4	28	LEU	2.2
73	d7	8	LEU	2.2
10	l8	159	PRO	2.2
39	o8	36	LYS	2.2
68	D2	103	ILE	2.2
70	d4	7	ILE	2.2
82	p0	100	ILE	2.2
35	o4	23	VAL	2.2
4	l2	118	GLU	2.2
55	S9	162	SER	2.2
62	C6	25	GLY	2.2
68	d2	122	SER	2.2
71	D5	84	GLU	2.2
77	e1	127	GLY	2.2
82	p0	216	ALA	2.2
47	S1	213	ARG	2.2
20	M9	138	LEU	2.2

Continued on next page...

Continued from previous page...

Mol	Chain	Res	Type	RSRZ
55	S9	59	LEU	2.2
65	c9	28	LEU	2.2
71	D5	51	LEU	2.2
78	SR	13	LEU	2.2
20	m9	188	ASP	2.2
23	N2	68	THR	2.2
57	C1	124	THR	2.2
58	C2	107	ASP	2.2
78	SR	317	THR	2.2
79	sM	50	ASN	2.2
64	C8	76	PRO	2.2
64	C8	81	ILE	2.2
50	s4	225	VAL	2.2
70	d4	24	VAL	2.2
75	D9	23	VAL	2.2
77	E1	88	PRO	2.2
7	L5	100	ALA	2.2
7	L5	129	TYR	2.2
27	n6	66	GLN	2.2
49	S3	119	ALA	2.2
63	C7	125	SER	2.2
82	p0	215	SER	2.2
18	M7	159	LYS	2.2
28	N7	93	LYS	2.2
30	N9	32	LEU	2.2
60	C4	33	LEU	2.2
45	2	505	A	2.2
78	SR	71	CYS	2.2
78	SR	123	ILE	2.2
12	M0	50	VAL	2.2
49	s3	58	VAL	2.2
60	C4	16	VAL	2.2
61	C5	76	VAL	2.2
32	O1	50	ARG	2.2
35	o4	33	GLN	2.2
36	O5	75	TYR	2.2
67	D1	12	TYR	2.2
78	SR	36	ALA	2.2
78	SR	227	ALA	2.2
81	n4	85	ALA	2.2
82	p0	18	TYR	2.2
21	N0	136	LYS	2.2

Continued on next page...

Continued from previous page...

Mol	Chain	Res	Type	RSRZ
62	C6	28	LEU	2.2
71	D5	75	LEU	2.2
56	C0	86	ILE	2.2
73	D7	79	PHE	2.2
14	m3	58	VAL	2.2
24	N3	4	ASN	2.2
47	S1	95	ASN	2.2
63	c7	9	VAL	2.2
49	S3	173	ARG	2.2
10	L8	120	LYS	2.2
26	N5	23	ALA	2.2
50	S4	167	GLY	2.2
51	S5	181	GLU	2.2
60	C4	101	ALA	2.2
68	D2	21	GLY	2.2
10	L8	150	LEU	2.2
50	S4	42	LEU	2.2
45	6	228	G	2.2
64	C8	43	SER	2.2
74	d8	21	SER	2.2
14	M3	93	ILE	2.2
16	m5	21	PHE	2.2
19	m8	93	ILE	2.2
24	N3	137	VAL	2.2
46	s0	48	ILE	2.2
50	S4	244	ILE	2.2
54	s8	156	VAL	2.2
57	C1	117	VAL	2.2
63	c7	66	VAL	2.2
78	sR	271	VAL	2.2
10	L8	128	LYS	2.2
26	n5	46	TYR	2.2
46	s0	161	PRO	2.2
50	S4	91	THR	2.2
22	n1	31	LEU	2.2
64	C8	55	HIS	2.2
73	d7	40	CYS	2.2
10	l8	29	SER	2.2
26	N5	84	PHE	2.2
16	M5	56	LYS	2.2
21	N0	77	VAL	2.2
26	n5	95	ILE	2.2

Continued on next page...

Continued from previous page...

Mol	Chain	Res	Type	RSRZ
31	O0	39	SER	2.2
63	c7	71	PHE	2.2
49	S3	41	VAL	2.2
57	C1	125	VAL	2.2
60	c4	79	VAL	2.2
79	SM	89	ARG	2.2
53	s7	48	GLU	2.2
22	N1	65	TYR	2.2
26	n5	90	ALA	2.2
37	o6	8	ALA	2.2
50	S4	239	PRO	2.2
54	S8	79	ALA	2.2
39	o8	14	LEU	2.2
65	C9	105	LEU	2.2
78	SR	187	GLN	2.2
46	s0	23	HIS	2.2
50	S4	6	LYS	2.2
59	C3	123	HIS	2.2
78	SR	61	PHE	2.2
16	m5	66	VAL	2.2
28	N7	53	VAL	2.2
37	O6	9	ILE	2.2
51	s5	137	ILE	2.2
52	s6	158	ILE	2.2
68	D2	74	VAL	2.2
72	D6	36	ILE	2.2
71	D5	73	GLY	2.2
56	c0	41	TYR	2.2
10	l8	77	GLN	2.2
16	M5	10	LEU	2.2
23	n2	79	LEU	2.2
31	O0	101	LEU	2.2
48	s2	58	LEU	2.2
63	c7	103	ASP	2.2
82	p0	77	LEU	2.2
1	1	1024	G	2.2
10	L8	27	THR	2.2
39	O8	21	LYS	2.2
58	C2	84	ASN	2.2
61	C5	59	LYS	2.2
71	D5	49	ARG	2.2
72	D6	8	ASN	2.2

Continued on next page...

Continued from previous page...

Mol	Chain	Res	Type	RSRZ
28	n7	57	HIS	2.2
12	m0	207	GLU	2.2
46	S0	139	VAL	2.2
58	c2	123	VAL	2.2
74	D8	55	VAL	2.2
78	sR	134	TRP	2.2
79	sM	110	TRP	2.2
28	N7	94	SER	2.2
70	d4	66	GLY	2.2
39	O8	2	ALA	2.2
14	m3	180	ARG	2.2
27	N6	35	LEU	2.2
31	O0	93	LEU	2.2
32	O1	10	ARG	2.2
35	o4	51	LEU	2.2
37	O6	98	ARG	2.2
59	C3	135	LEU	2.2
48	S2	171	PRO	2.2
50	s4	161	LYS	2.2
57	c1	57	LYS	2.2
58	C2	142	GLN	2.2
63	c7	83	GLN	2.2
73	d7	51	GLN	2.2
25	N4	54	LEU	2.2
45	6	1708	U	2.2
56	c0	15	LEU	2.2
55	S9	157	ASP	2.2
70	D4	135	ASP	2.2
78	sR	54	PHE	2.2
57	c1	19	ILE	2.2
63	C7	17	ILE	2.2
72	D6	90	GLU	2.2
65	C9	64	HIS	2.2
10	l8	177	TYR	2.2
20	M9	117	LYS	2.2
35	O4	70	LYS	2.2
39	o8	44	LYS	2.2
47	S1	33	LYS	2.2
47	s1	184	LEU	2.2
51	S5	61	TYR	2.2
81	n4	110	LYS	2.2
1	1	1285	G	2.2

Continued on next page...

Continued from previous page...

Mol	Chain	Res	Type	RSRZ
37	o6	52	PRO	2.2
45	6	655	G	2.2
35	O4	22	VAL	2.2
50	S4	76	VAL	2.2
62	C6	40	GLU	2.2
74	d8	53	ILE	2.2
50	s4	16	HIS	2.2
55	S9	90	LYS	2.2
67	d1	81	ASN	2.2
71	D5	70	LYS	2.2
78	sR	46	LYS	2.2
32	O1	73	LEU	2.1
47	s1	54	LEU	2.1
48	s2	229	LEU	2.1
56	C0	40	LEU	2.1
64	c8	18	LEU	2.1
10	L8	113	ALA	2.1
45	2	484	C	2.1
25	N4	95	SER	2.1
55	s9	112	GLN	2.1
28	n7	62	VAL	2.1
39	o8	33	LYS	2.1
51	S5	180	ARG	2.1
55	s9	136	VAL	2.1
63	c7	61	ILE	2.1
79	sM	49	LYS	2.1
9	L7	244	ASN	2.1
46	S0	146	LEU	2.1
46	S0	176	LEU	2.1
48	S2	41	LEU	2.1
50	S4	92	LEU	2.1
7	l5	291	ALA	2.1
22	N1	30	TYR	2.1
55	S9	49	LEU	2.1
55	s9	118	LEU	2.1
53	s7	94	ALA	2.1
62	C6	3	ALA	2.1
67	D1	54	ALA	2.1
67	d1	54	ALA	2.1
70	D4	85	PHE	2.1
43	Q2	99	GLN	2.1
10	L8	218	ILE	2.1

Continued on next page...

Continued from previous page...

Mol	Chain	Res	Type	RSRZ
12	M0	190	VAL	2.1
25	N4	82	ILE	2.1
29	N8	102	ILE	2.1
31	o0	39	SER	2.1
50	S4	198	LYS	2.1
50	S4	252	ARG	2.1
64	C8	28	ILE	2.1
76	E0	50	VAL	2.1
82	p0	4	ILE	2.1
64	C8	24	GLY	2.1
65	C9	143	ASP	2.1
78	SR	191	ASP	2.1
6	l4	187	LEU	2.1
50	S4	19	LEU	2.1
57	C1	91	LEU	2.1
28	n7	83	THR	2.1
31	o0	68	TYR	2.1
54	S8	192	TYR	2.1
78	SR	106	HIS	2.1
13	M1	163	PHE	2.1
16	M5	61	ILE	2.1
48	s2	89	GLN	2.1
50	S4	256	ARG	2.1
54	s8	183	ILE	2.1
66	d0	12	GLN	2.1
66	d0	21	LYS	2.1
68	D2	40	VAL	2.1
28	n7	70	PRO	2.1
48	S2	192	GLY	2.1
61	C5	57	MET	2.1
78	SR	22	SER	2.1
78	SR	138	GLY	2.1
45	2	836	U	2.1
48	s2	224	PHE	2.1
50	S4	175	PHE	2.1
51	s5	157	ARG	2.1
53	S7	171	ALA	2.1
54	S8	21	PHE	2.1
61	c5	4	ALA	2.1
65	c9	14	PHE	2.1
68	D2	60	LYS	2.1
68	D2	70	ASN	2.1

Continued on next page...

Continued from previous page...

Mol	Chain	Res	Type	RSRZ
73	D7	71	ALA	2.1
78	SR	224	ASN	2.1
46	S0	156	VAL	2.1
58	c2	129	GLU	2.1
74	D8	34	GLU	2.1
10	L8	65	LEU	2.1
57	C1	5	LEU	2.1
79	SM	28	SER	2.1
1	1	1353	U	2.1
28	N7	101	PHE	2.1
33	O2	2	ALA	2.1
44	Q3	36	ARG	2.1
54	s8	57	ALA	2.1
56	C0	59	PHE	2.1
57	C1	88	ARG	2.1
65	c9	18	TYR	2.1
55	S9	124	HIS	2.1
58	c2	101	ALA	2.1
77	e1	90	LYS	2.1
77	e1	94	LYS	2.1
46	S0	195	TRP	2.1
53	S7	71	HIS	2.1
4	L2	146	THR	2.1
41	Q0	90	ASN	2.1
7	L5	4	GLN	2.1
7	L5	296	GLN	2.1
16	m5	142	ILE	2.1
19	m8	81	VAL	2.1
44	Q3	71	VAL	2.1
49	s3	123	VAL	2.1
81	n4	106	GLU	2.1
58	c2	89	ILE	2.1
67	D1	17	CYS	2.1
78	sR	220	ILE	2.1
10	l8	211	LEU	2.1
39	O8	73	LEU	2.1
74	D8	20	GLY	2.1
78	SR	202	LEU	2.1
79	SM	155	LEU	2.1
7	L5	196	ARG	2.1
56	c0	25	LYS	2.1
60	C4	11	SER	2.1

Continued on next page...

Continued from previous page...

Mol	Chain	Res	Type	RSRZ
66	d0	52	LYS	2.1
27	n6	33	ALA	2.1
45	6	1228	G	2.1
66	d0	45	ALA	2.1
21	N0	130	GLU	2.1
46	S0	12	GLU	2.1
68	D2	18	GLU	2.1
22	N1	39	ILE	2.1
70	d4	118	ILE	2.1
71	D5	66	VAL	2.1
39	o8	15	THR	2.1
77	E1	125	THR	2.1
21	N0	76	GLY	2.1
58	C2	104	GLY	2.1
58	C2	127	GLY	2.1
14	m3	115	ARG	2.1
77	E1	119	ARG	2.1
61	C5	73	PRO	2.1
28	N7	117	ALA	2.1
46	s0	110	TYR	2.1
69	D3	11	SER	2.1
50	S4	60	GLU	2.1
78	SR	76	ASP	2.1
13	m1	65	ILE	2.1
14	m3	93	ILE	2.1
58	c2	72	ILE	2.1
67	D1	36	VAL	2.1
82	p0	51	VAL	2.1
4	L2	32	LEU	2.1
28	n7	135	ARG	2.1
43	Q2	26	THR	2.1
45	2	235	G	2.1
50	S4	4	GLY	2.1
51	S5	186	ASN	2.1
53	s7	179	LYS	2.1
59	C3	53	LEU	2.1
61	C5	50	THR	2.1
68	D2	71	LYS	2.1
73	D7	82	LYS	2.1
78	SR	47	LEU	2.1
81	n4	2	LYS	2.1
7	L5	55	PHE	2.1

Continued on next page...

Continued from previous page...

Mol	Chain	Res	Type	RSRZ
50	S4	35	PRO	2.1
10	L8	80	TYR	2.1
52	S6	224	ALA	2.1
62	c6	92	TYR	2.1
46	S0	181	VAL	2.1
47	S1	225	VAL	2.1
50	s4	183	VAL	2.1
16	M5	38	ARG	2.1
27	N6	89	LYS	2.1
66	d0	113	ASP	2.1
68	D2	27	ILE	2.1
71	d5	60	VAL	2.1
22	n1	89	LEU	2.1
39	o8	51	LEU	2.1
64	C8	144	ARG	2.1
67	D1	1	MET	2.1
73	D7	63	LEU	2.1
76	E0	42	ARG	2.1
53	s7	5	GLN	2.1
58	C2	143	GLN	2.1
63	C7	105	GLN	2.1
63	c7	58	MET	2.1
65	C9	12	GLN	2.1
78	sR	23	LEU	2.1
39	O8	11	PHE	2.1
46	S0	81	PHE	2.1
53	S7	85	PHE	2.1
56	C0	27	PHE	2.1
81	n4	64	THR	2.1
10	l8	176	PRO	2.1
31	o0	59	TYR	2.1
64	c8	76	PRO	2.1
57	C1	114	ALA	2.1
58	C2	35	ALA	2.1
27	N6	70	ILE	2.1
66	D0	24	ILE	2.1
10	l8	69	LEU	2.1
12	m0	206	LEU	2.1
53	s7	58	LEU	2.1
68	d2	104	LEU	2.1
73	d7	24	LEU	2.1
75	d9	30	LEU	2.1

Continued on next page...

Continued from previous page...

Mol	Chain	Res	Type	RSRZ
82	p0	15	LEU	2.1
21	N0	110	MET	2.1
28	N7	71	PHE	2.1
16	m5	43	THR	2.1
45	2	502	U	2.1
64	C8	100	THR	2.1
45	6	673	A	2.1
14	m3	195	ALA	2.1
54	S8	117	TYR	2.1
16	M5	60	VAL	2.1
35	O4	2	ALA	2.1
61	C5	67	ALA	2.1
64	C8	82	PRO	2.1
70	D4	30	PRO	2.1
70	D4	32	ARG	2.1
70	D4	61	ARG	2.1
71	D5	36	ALA	2.1
78	SR	271	VAL	2.1
78	sR	244	ALA	2.1
16	M5	133	ILE	2.1
55	S9	140	ILE	2.1
37	o6	57	LEU	2.1
47	S1	218	LEU	2.1
48	s2	154	LEU	2.1
52	S6	68	LEU	2.1
53	s7	38	LEU	2.1
55	S9	58	ASP	2.1
64	C8	59	GLY	2.1
66	D0	66	SER	2.1
78	SR	3	SER	2.1
50	s4	17	HIS	2.1
63	C7	62	GLN	2.1
78	sR	314	GLN	2.1
1	5	2504	U	2.1
29	N8	80	THR	2.1
35	o4	91	ARG	2.1
46	S0	163	ASN	2.1
46	S0	191	ARG	2.1
50	S4	103	TYR	2.1
54	S8	140	GLU	2.1
60	C4	47	LYS	2.1
68	d2	130	TYR	2.1

Continued on next page...

Continued from previous page...

Mol	Chain	Res	Type	RSRZ
70	D4	101	GLU	2.1
28	n7	75	VAL	2.1
49	S3	138	VAL	2.1
4	L2	104	LEU	2.1
62	c6	52	LEU	2.1
69	D3	133	LEU	2.1
53	S7	45	SER	2.1
10	L8	225	LYS	2.0
11	L9	54	LYS	2.0
29	n8	79	TRP	2.0
48	S2	144	TRP	2.0
49	S3	224	ASP	2.1
74	D8	35	ASP	2.1
79	sM	112	ASP	2.1
40	O9	46	ARG	2.0
50	S4	77	ARG	2.0
50	s4	145	ARG	2.0
7	L5	99	TYR	2.0
45	6	676	G	2.0
16	M5	39	ALA	2.0
16	M5	42	PRO	2.0
30	N9	26	THR	2.0
61	c5	105	VAL	2.0
62	C6	67	VAL	2.0
62	C6	78	VAL	2.0
73	D7	46	VAL	2.0
65	C9	36	ILE	2.0
4	l2	167	GLY	2.0
70	d4	40	LEU	2.0
20	m9	52	LYS	2.0
39	o8	11	PHE	2.0
51	S5	43	PHE	2.0
58	c2	124	LYS	2.0
62	C6	61	SER	2.0
66	D0	105	GLN	2.0
75	D9	52	PHE	2.0
71	D5	43	ASP	2.0
78	SR	165	ASP	2.0
1	5	1201	C	2.0
50	S4	82	TYR	2.0
51	S5	64	VAL	2.0
55	S9	141	VAL	2.0

Continued on next page...

Continued from previous page...

Mol	Chain	Res	Type	RSRZ
73	D7	50	ALA	2.0
26	n5	142	ILE	2.0
27	n6	118	LEU	2.0
29	N8	98	THR	2.0
55	s9	109	LEU	2.0
65	C9	46	PRO	2.0
73	d7	33	LEU	2.0
54	s8	53	LYS	2.0
78	SR	28	GLY	2.0
78	SR	103	PHE	2.0
28	N7	79	HIS	2.0
41	Q0	92	ASP	2.0
48	S2	208	GLU	2.0
51	S5	158	GLN	2.0
66	d0	105	GLN	2.0
1	1	1352	A	2.0
9	L7	75	TYR	2.0
16	M5	62	TYR	2.0
43	Q2	25	VAL	2.0
47	S1	212	VAL	2.0
50	S4	227	VAL	2.0
4	L2	136	ILE	2.0
10	L8	214	LEU	2.0
16	m5	39	ALA	2.0
27	N6	111	LEU	2.0
29	n8	147	LEU	2.0
35	O4	63	ALA	2.0
46	s0	146	LEU	2.0
48	S2	190	LEU	2.0
51	s5	36	ALA	2.0
53	s7	91	ILE	2.0
58	c2	94	ALA	2.0
62	C6	53	LEU	2.0
70	d4	96	LEU	2.0
76	E0	2	ALA	2.0
79	sM	47	ALA	2.0
81	n4	87	LEU	2.0
10	L8	99	PRO	2.0
21	N0	25	PHE	2.0
22	n1	77	ASN	2.0
37	o6	56	ARG	2.0
47	s1	235	GLY	2.0

Continued on next page...

Continued from previous page...

Mol	Chain	Res	Type	RSRZ
50	S4	50	ASN	2.0
52	S6	54	GLY	2.0
47	s1	105	PHE	2.0
45	2	1534	G	2.0
47	S1	232	HIS	2.0
50	s4	36	HIS	2.0
8	l6	8	LYS	2.0
49	s3	48	VAL	2.0
52	S6	102	VAL	2.0
12	M0	166	ILE	2.0
28	n7	46	ILE	2.0
47	S1	137	ILE	2.0
49	s3	49	ILE	2.0
50	S4	12	LEU	2.0
50	s4	101	LEU	2.0
59	c3	149	LEU	2.0
73	d7	73	LEU	2.0
49	S3	211	PRO	2.0
53	s7	24	PHE	2.0
48	S2	146	THR	2.0
56	c0	57	THR	2.0
7	L5	297	GLN	2.0
46	S0	83	GLN	2.0
7	L5	78	ALA	2.0
10	l8	134	TYR	2.0
16	m5	106	VAL	2.0
28	N7	85	TYR	2.0
37	o6	53	TYR	2.0
54	s8	44	HIS	2.0
13	M1	14	ILE	2.0
21	N0	94	ILE	2.0
31	O0	51	LEU	2.0
43	Q2	71	ARG	2.0
48	s2	91	ARG	2.0
49	S3	144	ALA	2.0
53	S7	77	LEU	2.0
55	S9	80	LEU	2.0
57	C1	48	ALA	2.0
61	C5	17	TYR	2.0
67	D1	44	ARG	2.0
74	D8	18	ARG	2.0
81	n4	135	SER	2.0

Continued on next page...

Continued from previous page...

Mol	Chain	Res	Type	RSRZ
55	S9	73	GLY	2.0
57	C1	49	ILE	2.0
78	SR	83	ALA	2.0
49	S3	36	GLY	2.0
59	C3	59	GLY	2.0
6	l4	26	PHE	2.0
47	S1	67	GLU	2.0
67	D1	10	GLU	2.0
82	p0	43	LYS	2.0
10	L8	162	LEU	2.0
13	m1	91	LEU	2.0
23	N2	79	LEU	2.0
32	O1	93	VAL	2.0
35	o4	38	LEU	2.0
48	S2	113	LEU	2.0
51	s5	168	VAL	2.0
57	C1	109	VAL	2.0
61	C5	116	LEU	2.0
78	sR	13	LEU	2.0

6.2 Non-standard residues in protein, DNA, RNA chains [i](#)

There are no non-standard protein/DNA/RNA residues in this entry.

6.3 Carbohydrates [i](#)

There are no carbohydrates in this entry.

6.4 Ligands [i](#)

In the following table, the Atoms column lists the number of modelled atoms in the group and the number defined in the chemical component dictionary. LLDF column lists the quality of electron density of the group with respect to its neighbouring residues in protein, DNA or RNA chains. The B-factors column lists the minimum, median, 95th percentile and maximum values of B factors of atoms in the group. The column labelled 'Q< 0.9' lists the number of atoms with occupancy less than 0.9.

Mol	Type	Chain	Res	Atoms	RSCC	RSR	LLDF	B-factors(Å ²)	Q<0.9
84	MG	5	4048	1/1	0.93	0.56	60.88	64,64,64,64	0
84	MG	1	3529	1/1	0.81	0.76	51.58	66,66,66,66	0

Continued on next page...

Continued from previous page...

Mol	Type	Chain	Res	Atoms	RSCC	RSR	LLDF	B-factors(Å ²)	Q<0.9
84	MG	5	3634	1/1	-0.07	1.24	50.74	57,57,57,57	0
84	MG	5	3667	1/1	0.95	0.56	48.93	49,49,49,49	0
84	MG	5	3868	1/1	0.70	0.74	38.76	57,57,57,57	0
84	MG	5	3577	1/1	0.75	0.57	36.10	54,54,54,54	0
84	MG	1	3605	1/1	0.92	0.72	35.75	46,46,46,46	0
84	MG	5	3535	1/1	0.93	0.44	35.68	57,57,57,57	0
84	MG	1	3695	1/1	0.83	0.64	35.42	67,67,67,67	0
84	MG	5	3964	1/1	0.89	0.59	32.52	82,82,82,82	0
84	MG	5	3904	1/1	0.64	0.62	31.61	59,59,59,59	0
84	MG	1	3508	1/1	0.79	0.90	30.00	60,60,60,60	0
84	MG	1	3526	1/1	0.94	0.57	28.34	65,65,65,65	0
84	MG	5	3743	1/1	0.87	0.44	27.07	61,61,61,61	0
84	MG	1	3767	1/1	0.90	0.56	25.87	57,57,57,57	0
84	MG	2	1980	1/1	0.46	0.54	25.28	77,77,77,77	0
84	MG	5	3881	1/1	0.85	0.43	24.55	63,63,63,63	0
84	MG	5	3993	1/1	0.93	0.44	24.18	56,56,56,56	0
84	MG	6	2127	1/1	0.84	0.44	22.96	76,76,76,76	0
84	MG	5	3449	1/1	0.89	0.42	22.77	50,50,50,50	0
84	MG	5	3768	1/1	0.68	0.41	22.49	73,73,73,73	0
84	MG	1	3430	1/1	0.80	0.38	21.91	54,54,54,54	0
84	MG	1	3690	1/1	0.97	0.40	21.67	58,58,58,58	0
84	MG	1	3545	1/1	0.70	0.55	21.36	62,62,62,62	0
84	MG	1	3432	1/1	0.96	0.43	20.98	46,46,46,46	0
84	MG	5	3954	1/1	0.77	0.62	20.81	58,58,58,58	0
84	MG	1	3875	1/1	0.86	0.38	18.24	64,64,64,64	0
84	MG	1	3532	1/1	0.93	0.66	17.82	68,68,68,68	0
84	MG	5	3668	1/1	0.95	0.44	17.78	49,49,49,49	0
84	MG	6	1943	1/1	0.70	0.35	17.59	65,65,65,65	0
84	MG	5	3407	1/1	0.98	0.37	17.42	43,43,43,43	0
84	MG	1	3962	1/1	0.92	0.28	17.12	78,78,78,78	0
84	MG	1	3441	1/1	0.89	0.33	15.42	62,62,62,62	0
84	MG	6	2079	1/1	0.83	0.38	15.38	63,63,63,63	0
84	MG	1	3612	1/1	0.96	0.37	15.29	55,55,55,55	0
84	MG	1	3826	1/1	0.97	0.42	15.27	65,65,65,65	0
84	MG	1	3522	1/1	0.99	0.34	15.26	63,63,63,63	0
84	MG	5	3417	1/1	0.97	0.38	15.23	43,43,43,43	0
84	MG	2	1926	1/1	0.97	0.52	15.15	89,89,89,89	0
84	MG	5	3483	1/1	0.79	0.36	14.94	57,57,57,57	0
84	MG	1	3827	1/1	0.76	0.47	14.54	61,61,61,61	0
84	MG	1	3930	1/1	0.84	0.38	14.52	73,73,73,73	0
84	MG	5	4064	1/1	0.93	0.36	14.32	44,44,44,44	0

Continued on next page...

Continued from previous page...

Mol	Type	Chain	Res	Atoms	RSCC	RSR	LLDF	B-factors(\AA^2)	Q<0.9
84	MG	5	3592	1/1	0.89	0.34	14.30	57,57,57,57	0
84	MG	5	3418	1/1	0.98	0.29	13.80	44,44,44,44	0
84	MG	1	3894	1/1	0.93	0.35	13.58	60,60,60,60	0
84	MG	5	3448	1/1	0.89	0.35	13.11	49,49,49,49	0
84	MG	5	3738	1/1	0.99	0.30	13.07	50,50,50,50	0
84	MG	6	2038	1/1	0.89	0.30	13.00	85,85,85,85	0
84	MG	1	3611	1/1	0.88	0.40	12.98	47,47,47,47	0
84	MG	5	3693	1/1	0.76	0.32	12.83	81,81,81,81	0
84	MG	5	4012	1/1	0.79	0.31	12.55	61,61,61,61	0
84	MG	6	2096	1/1	0.91	0.40	12.52	65,65,65,65	0
84	MG	5	3569	1/1	0.95	0.43	12.50	64,64,64,64	0
84	MG	5	3585	1/1	0.97	0.38	12.33	48,48,48,48	0
84	MG	1	3795	1/1	0.97	0.41	12.33	56,56,56,56	0
84	MG	5	3587	1/1	0.96	0.35	12.23	55,55,55,55	0
84	MG	1	3820	1/1	0.79	0.45	12.18	76,76,76,76	0
84	MG	1	3701	1/1	0.96	0.29	12.09	59,59,59,59	0
84	MG	1	3937	1/1	0.81	0.42	12.02	73,73,73,73	0
84	MG	5	3957	1/1	0.96	0.30	11.95	57,57,57,57	0
84	MG	1	3509	1/1	0.82	0.54	11.80	60,60,60,60	0
84	MG	M5	305	1/1	0.64	0.33	11.69	72,72,72,72	0
84	MG	1	3516	1/1	0.97	0.34	11.68	54,54,54,54	0
84	MG	5	3454	1/1	0.87	0.42	11.32	46,46,46,46	0
84	MG	5	3416	1/1	0.95	0.31	11.07	45,45,45,45	0
84	MG	1	3438	1/1	0.96	0.30	11.06	51,51,51,51	0
84	MG	6	2029	1/1	0.94	0.27	10.99	75,75,75,75	0
84	MG	2	1995	1/1	0.95	0.40	10.88	100,100,100,100	0
84	MG	5	3478	1/1	0.94	0.42	10.83	50,50,50,50	0
84	MG	5	3639	1/1	0.97	0.30	10.78	42,42,42,42	0
84	MG	5	3848	1/1	0.97	0.26	10.64	44,44,44,44	0
84	MG	2	1923	1/1	0.84	0.41	10.63	87,87,87,87	0
84	MG	5	3485	1/1	0.91	0.29	10.57	57,57,57,57	0
84	MG	1	3601	1/1	0.94	0.35	10.30	53,53,53,53	0
85	LLL	7	232	31/31	0.86	0.34	10.28	81,81,81,81	31
84	MG	5	3405	1/1	0.98	0.42	10.27	47,47,47,47	0
84	MG	1	3678	1/1	0.97	0.28	10.27	69,69,69,69	0
84	MG	1	3917	1/1	0.42	0.35	10.11	74,74,74,74	0
84	MG	1	3517	1/1	0.95	0.42	9.99	54,54,54,54	0
84	MG	5	3745	1/1	0.95	0.34	9.92	52,52,52,52	0
85	LLL	5	4174	31/31	0.87	0.33	9.52	47,47,47,47	31
84	MG	1	3521	1/1	0.63	0.43	9.49	69,69,69,69	0
84	MG	5	3956	1/1	0.98	0.29	9.47	55,55,55,55	0

Continued on next page...

Continued from previous page...

Mol	Type	Chain	Res	Atoms	RSCC	RSR	LLDF	B-factors(\AA^2)	Q<0.9
84	MG	1	3544	1/1	0.97	0.38	9.44	54,54,54,54	0
84	MG	2	1908	1/1	0.84	0.36	9.29	104,104,104,104	0
84	MG	5	3905	1/1	0.94	0.45	9.26	44,44,44,44	0
84	MG	5	3531	1/1	0.94	0.35	9.22	43,43,43,43	0
84	MG	N3	202	1/1	0.97	0.32	9.07	55,55,55,55	0
84	MG	1	3839	1/1	0.98	0.34	9.01	57,57,57,57	0
84	MG	1	3590	1/1	0.65	0.39	8.98	58,58,58,58	0
84	MG	5	3546	1/1	0.82	0.37	8.96	63,63,63,63	0
84	MG	5	3429	1/1	0.92	0.36	8.89	48,48,48,48	0
84	MG	1	3838	1/1	0.88	0.32	8.86	50,50,50,50	0
84	MG	6	1929	1/1	0.85	0.38	8.84	69,69,69,69	0
84	MG	1	3535	1/1	0.92	0.48	8.82	62,62,62,62	0
84	MG	5	3613	1/1	0.92	0.32	8.80	79,79,79,79	0
84	MG	6	2099	1/1	0.97	0.31	8.79	57,57,57,57	0
84	MG	5	3411	1/1	0.97	0.38	8.73	46,46,46,46	0
84	MG	2	1985	1/1	0.94	0.28	8.70	122,122,122,122	0
84	MG	5	3611	1/1	0.47	0.38	8.67	104,104,104,104	0
84	MG	1	3739	1/1	0.81	0.42	8.65	72,72,72,72	0
84	MG	6	2080	1/1	0.91	0.31	8.56	62,62,62,62	0
84	MG	5	3551	1/1	0.84	0.48	8.55	56,56,56,56	0
84	MG	1	3824	1/1	0.83	0.37	8.47	62,62,62,62	0
84	MG	8	207	1/1	0.77	0.31	8.35	74,74,74,74	0
84	MG	1	3770	1/1	0.96	0.36	8.20	55,55,55,55	0
84	MG	5	4052	1/1	0.80	0.43	8.09	77,77,77,77	0
84	MG	1	3405	1/1	0.96	0.35	8.06	53,53,53,53	0
84	MG	1	3619	1/1	0.97	0.32	8.02	59,59,59,59	0
84	MG	5	3939	1/1	0.83	0.24	7.92	76,76,76,76	0
84	MG	1	3924	1/1	0.91	0.35	7.90	65,65,65,65	0
84	MG	1	3925	1/1	0.85	0.30	7.88	83,83,83,83	0
84	MG	5	3832	1/1	0.93	0.24	7.86	50,50,50,50	0
84	MG	1	3596	1/1	0.96	0.36	7.84	55,55,55,55	0
84	MG	5	3673	1/1	0.99	0.33	7.82	55,55,55,55	0
84	MG	5	3986	1/1	0.96	0.34	7.81	45,45,45,45	1
84	MG	5	3690	1/1	0.73	0.31	7.79	65,65,65,65	0
84	MG	1	3831	1/1	0.85	0.38	7.73	59,59,59,59	0
84	MG	5	4059	1/1	0.86	0.37	7.66	66,66,66,66	0
84	MG	5	3663	1/1	0.96	0.31	7.58	46,46,46,46	0
84	MG	1	3760	1/1	0.93	0.34	7.54	69,69,69,69	0
84	MG	1	3549	1/1	0.87	0.27	7.53	67,67,67,67	0
84	MG	5	3895	1/1	0.91	0.32	7.52	57,57,57,57	0
84	MG	5	3530	1/1	0.89	0.37	7.46	47,47,47,47	1

Continued on next page...

Continued from previous page...

Mol	Type	Chain	Res	Atoms	RSCC	RSR	LLDF	B-factors(\AA^2)	Q<0.9
84	MG	5	3413	1/1	0.97	0.30	7.45	46,46,46,46	0
84	MG	6	2095	1/1	0.93	0.33	7.40	65,65,65,65	0
84	MG	6	2098	1/1	0.94	0.32	7.38	63,63,63,63	0
84	MG	1	3401	1/1	0.98	0.31	7.27	56,56,56,56	0
84	MG	5	3700	1/1	0.90	0.32	7.20	65,65,65,65	0
84	MG	1	3587	1/1	0.97	0.31	7.20	58,58,58,58	0
84	MG	6	2077	1/1	0.93	0.32	7.14	65,65,65,65	0
84	MG	D3	203	1/1	0.83	0.36	7.05	85,85,85,85	0
84	MG	1	3559	1/1	0.82	0.24	6.95	73,73,73,73	0
84	MG	1	3499	1/1	0.76	0.46	6.91	61,61,61,61	0
84	MG	6	2034	1/1	0.66	0.39	6.88	69,69,69,69	0
84	MG	5	3835	1/1	0.94	0.30	6.86	62,62,62,62	0
84	MG	5	3401	1/1	0.95	0.36	6.78	49,49,49,49	0
84	MG	5	3949	1/1	0.97	0.36	6.77	56,56,56,56	0
84	MG	1	3473	1/1	0.99	0.37	6.76	59,59,59,59	0
84	MG	1	3465	1/1	0.79	0.37	6.65	56,56,56,56	0
84	MG	5	3987	1/1	0.92	0.35	6.61	48,48,48,48	0
84	MG	1	3417	1/1	0.96	0.28	6.57	52,52,52,52	0
84	MG	5	3852	1/1	0.93	0.31	6.56	57,57,57,57	0
84	MG	N3	204	1/1	0.49	0.39	6.51	87,87,87,87	0
84	MG	1	3599	1/1	0.99	0.28	6.45	52,52,52,52	0
84	MG	5	3764	1/1	0.73	0.32	6.38	78,78,78,78	0
85	LLL	5	4177	31/31	0.86	0.32	6.35	51,51,51,51	31
85	LLL	5	4169	31/31	0.87	0.31	6.35	51,51,51,51	31
84	MG	1	3449	1/1	0.91	0.26	6.34	56,56,56,56	0
84	MG	5	3811	1/1	0.98	0.30	6.18	44,44,44,44	0
84	MG	1	3833	1/1	0.95	0.27	6.18	64,64,64,64	0
84	MG	1	3403	1/1	0.97	0.35	6.16	58,58,58,58	0
84	MG	6	2022	1/1	0.92	0.26	6.15	88,88,88,88	0
84	MG	1	3856	1/1	0.97	0.26	6.14	55,55,55,55	0
84	MG	1	3929	1/1	0.83	0.55	6.13	63,63,63,63	0
84	MG	o2	201	1/1	0.97	0.30	6.13	55,55,55,55	0
84	MG	1	3436	1/1	0.99	0.28	6.05	49,49,49,49	0
84	MG	2	1971	1/1	0.97	0.26	5.98	102,102,102,102	0
84	MG	1	3644	1/1	0.98	0.32	5.97	49,49,49,49	0
84	MG	n3	201	1/1	0.96	0.25	5.97	43,43,43,43	0
85	LLL	1	3997	31/31	0.88	0.36	5.94	108,108,108,108	0
84	MG	1	3423	1/1	0.95	0.30	5.93	51,51,51,51	0
84	MG	5	3694	1/1	0.82	0.22	5.90	84,84,84,84	0
84	MG	1	3686	1/1	0.78	0.34	5.83	57,57,57,57	0
84	MG	5	4009	1/1	0.96	0.38	5.79	53,53,53,53	0

Continued on next page...

Continued from previous page...

Mol	Type	Chain	Res	Atoms	RSCC	RSR	LLDF	B-factors(\AA^2)	Q<0.9
84	MG	6	1950	1/1	0.82	0.28	5.73	72,72,72,72	0
84	MG	4	219	1/1	0.91	0.26	5.70	68,68,68,68	0
84	MG	2	1925	1/1	0.94	0.28	5.67	90,90,90,90	0
84	MG	5	4029	1/1	0.97	0.27	5.62	52,52,52,52	0
84	MG	1	3502	1/1	0.83	0.37	5.59	64,64,64,64	0
85	LLL	6	2175	31/31	0.85	0.30	5.58	66,66,66,66	31
84	MG	1	3606	1/1	0.97	0.29	5.48	52,52,52,52	0
84	MG	5	3420	1/1	0.89	0.29	5.43	50,50,50,50	0
84	MG	5	3817	1/1	0.92	0.25	5.37	41,41,41,41	0
85	LLL	6	2167	31/31	0.91	0.35	5.28	97,98,98,98	0
84	MG	6	1925	1/1	0.95	0.28	5.28	68,68,68,68	0
84	MG	1	3408	1/1	0.96	0.27	5.26	51,51,51,51	0
84	MG	5	3959	1/1	0.93	0.36	5.22	51,51,51,51	0
84	MG	5	4047	1/1	0.88	0.33	5.19	52,52,52,52	0
84	MG	5	3610	1/1	0.85	0.24	5.17	110,110,110,110	0
84	MG	6	2043	1/1	0.96	0.21	5.11	96,96,96,96	0
84	MG	5	3412	1/1	0.98	0.27	5.09	47,47,47,47	0
85	LLL	1	4000	31/31	0.84	0.29	4.98	84,85,85,85	31
85	LLL	5	4166	31/31	0.89	0.26	4.98	77,78,78,78	31
84	MG	5	3465	1/1	0.93	0.29	4.94	41,41,41,41	0
84	MG	1	3540	1/1	0.94	0.27	4.91	54,54,54,54	0
84	MG	6	2026	1/1	0.79	0.28	4.90	78,78,78,78	0
84	MG	5	3737	1/1	0.97	0.27	4.86	49,49,49,49	0
84	MG	1	3586	1/1	0.88	0.28	4.84	58,58,58,58	0
85	LLL	5	4175	31/31	0.85	0.29	4.72	60,60,60,60	31
84	MG	5	3589	1/1	0.97	0.35	4.68	58,58,58,58	0
85	LLL	2	2044	31/31	0.86	0.28	4.59	116,116,116,116	0
84	MG	1	3446	1/1	0.82	0.23	4.57	62,62,62,62	0
85	LLL	1	3995	31/31	0.88	0.24	4.51	124,125,125,125	0
84	MG	1	3536	1/1	0.90	0.31	4.47	64,64,64,64	0
84	MG	O3	201	1/1	0.82	0.41	4.45	64,64,64,64	0
84	MG	1	3914	1/1	0.83	0.26	4.45	59,59,59,59	0
85	LLL	5	4178	31/31	0.79	0.35	4.44	69,69,69,69	31
84	MG	1	3737	1/1	0.90	0.33	4.41	73,73,73,73	0
84	MG	m4	204	1/1	0.89	0.38	4.40	57,57,57,57	0
84	MG	5	3981	1/1	0.86	0.31	4.38	46,46,46,46	0
85	LLL	5	4152	31/31	0.92	0.27	4.22	79,79,79,79	31
85	LLL	5	4153	31/31	0.91	0.28	4.07	64,64,65,65	0
84	MG	6	1928	1/1	0.99	0.31	4.06	68,68,68,68	0
84	MG	5	3427	1/1	0.93	0.30	4.03	45,45,45,45	0
84	MG	2	1927	1/1	0.98	0.26	4.00	95,95,95,95	0

Continued on next page...

Continued from previous page...

Mol	Type	Chain	Res	Atoms	RSCC	RSR	LLDF	B-factors(\AA^2)	Q<0.9
84	MG	6	1904	1/1	0.93	0.29	3.99	65,65,65,65	0
84	MG	5	3446	1/1	0.87	0.33	3.97	53,53,53,53	0
84	MG	5	3466	1/1	0.87	0.34	3.90	50,50,50,50	0
84	MG	5	3740	1/1	0.95	0.28	3.86	56,56,56,56	0
84	MG	n8	201	1/1	0.96	0.30	3.80	54,54,54,54	0
84	MG	5	4123	1/1	0.94	0.28	3.79	53,53,53,53	0
84	MG	5	3561	1/1	0.96	0.29	3.71	57,57,57,57	0
84	MG	1	3977	1/1	0.76	0.16	3.70	87,87,87,87	0
84	MG	1	3412	1/1	0.85	0.31	3.68	51,51,51,51	0
84	MG	4	223	1/1	0.77	0.26	3.68	72,72,72,72	0
84	MG	5	3503	1/1	0.91	0.31	3.64	42,42,42,42	0
84	MG	1	3680	1/1	0.90	0.35	3.60	59,59,59,59	0
84	MG	1	3588	1/1	0.99	0.26	3.57	58,58,58,58	0
84	MG	6	1948	1/1	0.97	0.27	3.54	66,66,66,66	0
84	MG	5	4055	1/1	0.97	0.24	3.53	103,103,103,103	0
84	MG	2	1975	1/1	0.82	0.46	3.52	87,87,87,87	0
84	MG	1	3407	1/1	0.97	0.28	3.52	59,59,59,59	0
85	LLL	5	4173	31/31	0.83	0.30	3.51	106,106,107,107	31
84	MG	5	3968	1/1	0.81	0.25	3.50	56,56,56,56	0
84	MG	m8	202	1/1	0.77	0.53	3.43	63,63,63,63	0
85	LLL	5	4151	31/31	0.96	0.22	3.43	48,48,49,49	0
85	LLL	2	2045	31/31	0.86	0.42	3.42	117,117,117,118	0
84	MG	5	3618	1/1	0.87	0.44	3.42	83,83,83,83	0
84	MG	1	3474	1/1	0.97	0.29	3.42	59,59,59,59	0
84	MG	1	3687	1/1	0.87	0.36	3.41	51,51,51,51	0
84	MG	5	4042	1/1	0.95	0.27	3.40	46,46,46,46	0
84	MG	1	3756	1/1	0.99	0.24	3.37	62,62,62,62	0
84	MG	l3	405	1/1	0.95	0.30	3.36	43,43,43,43	0
84	MG	6	1921	1/1	0.87	0.22	3.32	76,76,76,76	0
84	MG	1	3688	1/1	0.98	0.26	3.32	61,61,61,61	0
85	LLL	5	4176	31/31	0.84	0.27	3.31	74,74,74,74	31
84	MG	1	3433	1/1	0.98	0.30	3.30	49,49,49,49	0
84	MG	5	3643	1/1	0.98	0.26	3.29	55,55,55,55	0
84	MG	2	1943	1/1	0.94	0.27	3.28	95,95,95,95	0
85	LLL	1	3998	31/31	0.89	0.35	3.27	99,100,100,100	31
84	MG	6	2158	1/1	0.91	0.22	3.26	77,77,77,77	0
84	MG	5	3955	1/1	0.92	0.32	3.24	52,52,52,52	0
84	MG	5	3437	1/1	0.79	0.25	3.24	59,59,59,59	0
84	MG	5	3560	1/1	0.97	0.24	3.24	51,51,51,51	0
84	MG	6	1906	1/1	0.84	0.29	3.19	76,76,76,76	0
84	MG	1	3531	1/1	0.91	0.30	3.15	68,68,68,68	0

Continued on next page...

Continued from previous page...

Mol	Type	Chain	Res	Atoms	RSCC	RSR	LLDF	B-factors(\AA^2)	Q<0.9
84	MG	l3	408	1/1	0.80	0.41	3.10	64,64,64,64	0
84	MG	Q2	505	1/1	0.91	0.35	3.07	59,59,59,59	0
84	MG	6	1917	1/1	0.84	0.28	3.03	89,89,89,89	0
84	MG	1	3674	1/1	0.96	0.25	3.01	63,63,63,63	0
84	MG	l3	401	1/1	0.93	0.29	3.00	57,57,57,57	0
85	LLL	3	220	31/31	0.91	0.24	2.99	98,98,99,99	0
84	MG	6	2084	1/1	0.96	0.27	2.97	67,67,67,67	0
84	MG	1	3548	1/1	0.93	0.33	2.96	70,70,70,70	0
84	MG	1	3518	1/1	0.95	0.28	2.95	64,64,64,64	0
84	MG	2	1932	1/1	0.97	0.25	2.93	91,91,91,91	0
84	MG	m6	204	1/1	0.92	0.35	2.84	48,48,48,48	0
84	MG	5	3845	1/1	0.89	0.24	2.83	48,48,48,48	1
85	LLL	5	4161	31/31	0.95	0.22	2.82	69,70,70,70	0
84	MG	8	214	1/1	0.77	0.39	2.82	54,54,54,54	0
84	MG	1	3931	1/1	0.89	0.25	2.80	79,79,79,79	0
84	MG	2	1931	1/1	0.55	0.47	2.80	90,90,90,90	0
84	MG	6	1999	1/1	0.97	0.24	2.65	87,87,87,87	0
84	MG	6	2057	1/1	0.98	0.24	2.55	81,81,81,81	0
85	LLL	6	2174	31/31	0.83	0.29	2.55	81,81,81,81	31
85	LLL	5	4156	31/31	0.86	0.28	2.53	83,84,84,84	31
84	MG	5	4098	1/1	0.79	0.36	2.51	81,81,81,81	0
84	MG	5	3602	1/1	0.90	0.26	2.44	81,81,81,81	0
84	MG	1	3537	1/1	0.97	0.30	2.40	60,60,60,60	0
84	MG	5	3435	1/1	0.89	0.20	2.39	50,50,50,50	0
84	MG	1	3967	1/1	0.93	0.20	2.36	72,72,72,72	0
84	MG	5	3871	1/1	0.91	0.24	2.34	71,71,71,71	0
84	MG	1	3484	1/1	0.95	0.31	2.33	60,60,60,60	0
84	MG	5	4045	1/1	0.96	0.21	2.33	71,71,71,71	0
84	MG	1	3766	1/1	0.82	0.27	2.33	58,58,58,58	0
85	LLL	6	2172	31/31	0.90	0.26	2.26	103,104,104,104	0
84	MG	1	3634	1/1	0.79	0.26	2.26	105,105,105,105	0
84	MG	L2	305	1/1	0.90	0.31	2.21	60,60,60,60	0
85	LLL	6	2173	31/31	0.86	0.35	2.20	102,102,103,103	31
84	MG	m5	301	1/1	0.88	0.29	2.19	62,62,62,62	0
85	LLL	1	3994	31/31	0.93	0.23	2.12	68,69,69,69	0
84	MG	6	1935	1/1	0.95	0.24	2.08	73,73,73,73	0
84	MG	1	3604	1/1	0.94	0.26	2.02	52,52,52,52	0
84	MG	l7	302	1/1	0.95	0.30	2.00	55,55,55,55	0
84	MG	1	3850	1/1	0.98	0.29	1.99	57,57,57,57	0
85	LLL	5	4154	31/31	0.94	0.25	1.97	67,67,67,67	0
84	MG	L7	301	1/1	0.93	0.34	1.95	58,58,58,58	0

Continued on next page...

Continued from previous page...

Mol	Type	Chain	Res	Atoms	RSCC	RSR	LLDF	B-factors(\AA^2)	Q<0.9
84	MG	6	1954	1/1	0.88	0.28	1.92	80,80,80,80	0
84	MG	1	3525	1/1	0.98	0.23	1.91	69,69,69,69	0
84	MG	1	3684	1/1	0.99	0.25	1.89	58,58,58,58	0
85	LLL	5	4158	31/31	0.89	0.28	1.89	60,60,60,60	31
84	MG	1	3944	1/1	0.95	0.20	1.88	67,67,67,67	0
84	MG	6	2149	1/1	0.65	0.18	1.86	73,73,73,73	0
84	MG	1	3472	1/1	0.98	0.32	1.85	57,57,57,57	0
84	MG	5	3604	1/1	0.84	0.23	1.85	78,78,78,78	0
84	MG	5	3856	1/1	0.74	0.34	1.84	61,61,61,61	0
85	LLL	6	2164	31/31	0.91	0.27	1.84	73,74,74,74	0
84	MG	2	1976	1/1	0.93	0.35	1.84	92,92,92,92	0
85	LLL	5	4162	31/31	0.90	0.16	1.79	117,118,118,118	0
84	MG	n0	207	1/1	0.95	0.23	1.77	56,56,56,56	0
84	MG	5	3831	1/1	0.97	0.26	1.75	44,44,44,44	0
84	MG	5	3826	1/1	0.94	0.21	1.75	56,56,56,56	0
84	MG	1	3553	1/1	0.96	0.20	1.71	71,71,71,71	0
84	MG	1	3946	1/1	0.99	0.27	1.69	54,54,54,54	0
84	MG	6	2023	1/1	0.86	0.18	1.67	79,79,79,79	0
84	MG	1	3920	1/1	0.92	0.29	1.65	53,53,53,53	0
84	MG	5	4102	1/1	0.91	0.32	1.64	47,47,47,47	0
84	MG	m6	207	1/1	0.79	0.29	1.64	47,47,47,47	0
84	MG	1	3434	1/1	0.98	0.24	1.61	53,53,53,53	0
84	MG	L3	403	1/1	0.92	0.27	1.60	62,62,62,62	0
85	LLL	1	3996	31/31	0.88	0.28	1.59	107,107,108,108	31
84	MG	m7	201	1/1	0.97	0.25	1.57	57,57,57,57	0
84	MG	L4	401	1/1	0.86	0.31	1.56	69,69,69,69	0
84	MG	s5	302	1/1	0.89	0.31	1.56	76,76,76,76	0
84	MG	5	3415	1/1	0.94	0.24	1.54	48,48,48,48	1
84	MG	5	3641	1/1	0.94	0.24	1.53	51,51,51,51	0
84	MG	1	3539	1/1	0.98	0.24	1.53	52,52,52,52	0
85	LLL	4	224	31/31	0.85	0.36	1.52	99,99,99,99	0
85	LLL	5	4170	31/31	0.93	0.21	1.51	61,61,61,61	31
84	MG	1	3844	1/1	0.95	0.22	1.50	56,56,56,56	0
85	LLL	6	2170	31/31	0.92	0.19	1.50	82,82,83,83	0
85	LLL	8	222	31/31	0.90	0.36	1.50	102,102,102,102	31
84	MG	5	3996	1/1	0.92	0.26	1.46	44,44,44,44	0
84	MG	5	3793	1/1	0.75	0.37	1.46	68,68,68,68	0
84	MG	5	3408	1/1	0.98	0.26	1.41	45,45,45,45	0
84	MG	l2	301	1/1	0.92	0.30	1.40	59,59,59,59	0
85	LLL	1	3990	31/31	0.94	0.20	1.38	75,75,75,75	0
84	MG	1	3498	1/1	0.98	0.19	1.37	62,62,62,62	0
84	MG	5	3727	1/1	0.99	0.25	1.37	46,46,46,46	0

Continued on next page...

Continued from previous page...

Mol	Type	Chain	Res	Atoms	RSCC	RSR	LLDF	B-factors(\AA^2)	Q<0.9
84	MG	2	1983	1/1	0.96	0.22	1.35	112,112,112,112	0
85	LLL	1	4004	31/31	0.90	0.23	1.34	100,101,101,101	31
84	MG	M7	204	1/1	0.95	0.26	1.32	60,60,60,60	0
85	LLL	5	4155	31/31	0.87	0.30	1.30	81,81,82,82	0
84	MG	o4	502	1/1	0.97	0.41	1.29	87,87,87,87	0
84	MG	2	1997	1/1	0.69	0.35	1.29	98,98,98,98	0
84	MG	5	3480	1/1	0.96	0.25	1.24	49,49,49,49	0
84	MG	1	3435	1/1	0.99	0.23	1.22	53,53,53,53	0
84	MG	5	3819	1/1	0.77	0.24	1.22	57,57,57,57	0
84	MG	1	3520	1/1	0.99	0.22	1.20	69,69,69,69	0
84	MG	5	3625	1/1	0.97	0.27	1.20	54,54,54,54	0
84	MG	2	1987	1/1	0.93	0.17	1.20	110,110,110,110	0
84	MG	1	3891	1/1	0.96	0.21	1.19	60,60,60,60	0
85	LLL	1	4003	31/31	0.93	0.23	1.19	79,80,80,80	31
84	MG	5	3940	1/1	0.84	0.36	1.19	71,71,71,71	0
84	MG	O2	204	1/1	0.81	0.32	1.18	58,58,58,58	0
84	MG	6	1997	1/1	0.78	0.28	1.18	78,78,78,78	0
85	LLL	5	4159	31/31	0.93	0.23	1.18	59,59,60,60	0
84	MG	m0	301	1/1	0.99	0.26	1.17	49,49,49,49	1
84	MG	6	2050	1/1	0.88	0.17	1.17	71,71,71,71	0
84	MG	n0	202	1/1	0.97	0.26	1.14	52,52,52,52	0
84	MG	l9	202	1/1	0.88	0.35	1.10	58,58,58,58	0
85	LLL	5	4157	31/31	0.96	0.25	1.09	49,49,49,49	0
84	MG	1	3969	1/1	0.86	0.34	1.08	72,72,72,72	0
85	LLL	1	3992	31/31	0.93	0.32	1.02	78,79,79,79	31
85	LLL	1	3989	31/31	0.95	0.21	1.02	69,69,69,69	0
84	MG	1	3806	1/1	0.89	0.24	1.02	65,65,65,65	0
85	LLL	5	4160	31/31	0.95	0.28	1.00	49,50,50,50	31
85	LLL	6	2171	31/31	0.93	0.21	0.97	87,88,88,88	0
84	MG	l7	301	1/1	0.98	0.24	0.95	45,45,45,45	0
84	MG	5	3889	1/1	0.91	0.21	0.93	55,55,55,55	0
84	MG	m5	302	1/1	0.87	0.33	0.89	71,71,71,71	0
85	LLL	6	2169	31/31	0.93	0.20	0.87	89,89,90,90	0
85	LLL	6	2166	31/31	0.94	0.26	0.85	77,77,77,77	31
84	MG	1	3419	1/1	0.96	0.22	0.81	55,55,55,55	0
84	MG	1	3801	1/1	0.92	0.19	0.78	69,69,69,69	0
84	MG	l2	305	1/1	0.92	0.27	0.74	50,50,50,50	0
85	LLL	5	4164	31/31	0.91	0.23	0.72	62,62,62,62	31
84	MG	3	213	1/1	0.87	0.14	0.71	90,90,90,90	0
85	LLL	5	4171	31/31	0.87	0.24	0.70	107,107,107,107	0
84	MG	d6	102	1/1	0.50	0.28	0.68	76,76,76,76	0
85	LLL	7	233	31/31	0.84	0.23	0.67	82,82,82,82	31

Continued on next page...

Continued from previous page...

Mol	Type	Chain	Res	Atoms	RSCC	RSR	LLDF	B-factors(\AA^2)	Q<0.9
84	MG	5	3995	1/1	0.99	0.22	0.66	47,47,47,47	0
84	MG	1	3656	1/1	0.94	0.24	0.65	52,52,52,52	0
84	MG	6	1959	1/1	0.94	0.22	0.64	68,68,68,68	0
85	LLL	6	2176	31/31	0.91	0.24	0.62	80,80,80,80	31
84	MG	6	2012	1/1	0.90	0.21	0.61	61,61,61,61	0
84	MG	5	3857	1/1	0.77	0.21	0.60	65,65,65,65	0
84	MG	1	3885	1/1	0.95	0.19	0.59	80,80,80,80	0
84	MG	5	3513	1/1	0.98	0.22	0.59	48,48,48,48	0
84	MG	2	2025	1/1	0.87	0.20	0.59	123,123,123,123	0
84	MG	l6	201	1/1	0.89	0.26	0.56	60,60,60,60	0
85	LLL	1	3999	31/31	0.89	0.29	0.55	85,86,86,86	31
84	MG	1	3558	1/1	0.84	0.20	0.55	68,68,68,68	0
84	MG	5	3788	1/1	0.98	0.22	0.54	50,50,50,50	0
84	MG	2	1918	1/1	0.94	0.22	0.53	91,91,91,91	0
85	LLL	2	2043	31/31	0.94	0.31	0.49	101,101,101,101	0
85	LLL	1	4002	31/31	0.85	0.36	0.49	136,137,137,137	0
84	MG	6	2033	1/1	0.97	0.18	0.48	74,74,74,74	0
85	LLL	5	4165	31/31	0.93	0.21	0.35	84,84,84,84	0
85	LLL	1	3993	31/31	0.96	0.22	0.33	61,61,61,61	0
84	MG	M3	203	1/1	0.47	0.24	0.32	92,92,92,92	0
85	LLL	5	4163	31/31	0.92	0.17	0.31	112,112,112,112	0
84	MG	1	3428	1/1	0.99	0.22	0.30	54,54,54,54	0
84	MG	d6	104	1/1	0.76	0.30	0.28	76,76,76,76	0
85	LLL	1	4001	31/31	0.88	0.22	0.25	121,121,121,121	0
84	MG	d9	102	1/1	0.74	0.22	0.25	94,94,94,94	0
84	MG	5	3930	1/1	0.97	0.20	0.24	45,45,45,45	0
84	MG	6	2152	1/1	0.87	0.19	0.24	68,68,68,68	0
84	MG	5	3842	1/1	0.94	0.24	0.24	46,46,46,46	0
84	MG	4	218	1/1	0.88	0.23	0.22	60,60,60,60	0
84	MG	5	3683	1/1	0.98	0.23	0.18	73,73,73,73	0
84	MG	1	3851	1/1	0.96	0.19	0.18	57,57,57,57	0
84	MG	M7	201	1/1	0.86	0.29	0.18	59,59,59,59	0
84	MG	d3	204	1/1	0.86	0.27	0.16	66,66,66,66	0
84	MG	5	3488	1/1	0.82	0.21	0.15	55,55,55,55	0
85	LLL	6	2165	31/31	0.92	0.22	0.14	76,77,77,77	31
85	LLL	6	2168	31/31	0.90	0.24	0.14	86,86,86,87	0
85	LLL	5	4168	31/31	0.93	0.27	0.13	76,76,76,76	0
84	MG	N3	201	1/1	0.94	0.31	0.12	67,67,67,67	0
84	MG	6	2004	1/1	0.99	0.22	0.11	67,67,67,67	0
84	MG	2	1972	1/1	0.90	0.22	0.11	88,88,88,88	0
84	MG	1	3762	1/1	0.98	0.26	0.11	70,70,70,70	0
85	LLL	1	3991	31/31	0.96	0.21	0.10	67,67,67,67	0

Continued on next page...

Continued from previous page...

Mol	Type	Chain	Res	Atoms	RSCC	RSR	LLDF	B-factors(\AA^2)	Q<0.9
84	MG	2	2011	1/1	0.94	0.19	0.05	102,102,102,102	0
85	LLL	7	231	31/31	0.88	0.20	0.02	81,82,82,82	31
84	MG	1	3471	1/1	0.98	0.20	0.01	63,63,63,63	0
84	MG	1	3974	1/1	0.96	0.19	-0.00	79,79,79,79	0
84	MG	5	3906	1/1	0.98	0.22	-0.01	50,50,50,50	0
84	MG	1	3649	1/1	0.91	0.19	-0.01	61,61,61,61	0
84	MG	5	3462	1/1	0.94	0.21	-0.07	53,53,53,53	0
85	LLL	8	221	31/31	0.90	0.22	-0.07	100,100,100,100	31
84	MG	6	1984	1/1	0.87	0.18	-0.08	89,89,89,89	0
84	MG	8	217	1/1	0.95	0.22	-0.09	64,64,64,64	0
86	ZN	o4	501	1/1	0.98	0.17	-0.10	127,127,127,127	0
84	MG	1	3561	1/1	0.95	0.15	-0.11	79,79,79,79	0
84	MG	6	2151	1/1	0.95	0.20	-0.11	67,67,67,67	0
84	MG	1	3715	1/1	0.80	0.18	-0.12	83,83,83,83	0
84	MG	1	3616	1/1	0.93	0.21	-0.12	54,54,54,54	0
85	LLL	l3	412	31/31	0.94	0.20	-0.12	69,69,70,70	0
84	MG	5	3677	1/1	0.98	0.22	-0.13	59,59,59,59	0
84	MG	5	3622	1/1	0.76	0.19	-0.15	84,84,84,84	0
85	LLL	5	4172	31/31	0.91	0.18	-0.15	77,77,77,77	31
84	MG	5	3445	1/1	0.95	0.21	-0.17	50,50,50,50	0
84	MG	5	4110	1/1	0.94	0.17	-0.18	47,47,47,47	0
84	MG	5	4017	1/1	0.96	0.19	-0.19	63,63,63,63	0
84	MG	6	2031	1/1	0.96	0.18	-0.19	73,73,73,73	0
84	MG	M5	303	1/1	0.94	0.19	-0.21	65,65,65,65	0
84	MG	m7	205	1/1	0.90	0.20	-0.23	53,53,53,53	0
84	MG	5	4083	1/1	0.82	0.15	-0.27	88,88,88,88	0
84	MG	5	3473	1/1	0.96	0.22	-0.28	63,63,63,63	0
84	MG	C3	201	1/1	0.72	0.20	-0.29	102,102,102,102	0
84	MG	6	2039	1/1	0.88	0.20	-0.29	83,83,83,83	0
84	MG	6	2055	1/1	0.97	0.17	-0.32	77,77,77,77	0
85	LLL	L3	404	31/31	0.92	0.22	-0.33	82,82,82,82	0
84	MG	5	3631	1/1	0.90	0.21	-0.33	55,55,55,55	0
84	MG	5	3572	1/1	0.98	0.23	-0.33	67,67,67,67	0
84	MG	7	207	1/1	0.96	0.16	-0.33	62,62,62,62	0
84	MG	5	3501	1/1	0.93	0.19	-0.36	54,54,54,54	0
84	MG	l7	303	1/1	0.90	0.20	-0.36	56,56,56,56	0
84	MG	n0	203	1/1	0.96	0.19	-0.37	49,49,49,49	0
84	MG	5	3568	1/1	0.97	0.20	-0.38	67,67,67,67	0
84	MG	5	3505	1/1	0.91	0.19	-0.39	50,50,50,50	0
84	MG	6	2040	1/1	0.98	0.16	-0.40	78,78,78,78	0
84	MG	6	2136	1/1	0.90	0.16	-0.41	85,85,85,85	0
84	MG	m0	302	1/1	0.98	0.21	-0.42	53,53,53,53	0

Continued on next page...

Continued from previous page...

Mol	Type	Chain	Res	Atoms	RSCC	RSR	LLDF	B-factors(\AA^2)	Q<0.9
84	MG	m9	201	1/1	0.83	0.24	-0.43	74,74,74,74	0
84	MG	6	2051	1/1	0.94	0.16	-0.43	69,69,69,69	0
85	LLL	5	4167	31/31	0.90	0.16	-0.44	125,126,126,126	0
84	MG	1	3921	1/1	0.92	0.18	-0.44	72,72,72,72	0
84	MG	1	3740	1/1	0.97	0.17	-0.45	74,74,74,74	0
84	MG	2	2036	1/1	0.65	0.18	-0.45	113,113,113,113	0
84	MG	L2	301	1/1	0.95	0.20	-0.45	55,55,55,55	0
84	MG	5	4053	1/1	0.89	0.15	-0.50	94,94,94,94	0
84	MG	m4	203	1/1	0.85	0.21	-0.54	59,59,59,59	0
84	MG	c4	201	1/1	0.89	0.20	-0.55	87,87,87,87	0
84	MG	6	2019	1/1	0.96	0.18	-0.55	81,81,81,81	0
84	MG	m3	202	1/1	0.79	0.23	-0.62	82,82,82,82	0
86	ZN	o7	501	1/1	0.99	0.19	-0.64	80,80,80,80	0
84	MG	1	3744	1/1	0.60	0.17	-0.65	82,82,82,82	0
84	MG	2	1994	1/1	0.92	0.14	-0.66	109,109,109,109	0
84	MG	1	3564	1/1	0.90	0.14	-0.68	71,71,71,71	0
84	MG	1	3832	1/1	0.98	0.21	-0.68	58,58,58,58	0
84	MG	5	3402	1/1	0.99	0.22	-0.72	47,47,47,47	0
84	MG	5	4062	1/1	0.91	0.16	-0.72	86,86,86,86	0
84	MG	1	3697	1/1	0.97	0.19	-0.75	56,56,56,56	0
84	MG	1	3761	1/1	0.94	0.17	-0.75	73,73,73,73	1
84	MG	6	1953	1/1	0.91	0.17	-0.76	83,83,83,83	0
84	MG	1	3712	1/1	0.92	0.17	-0.79	82,82,82,82	0
86	ZN	d6	101	1/1	0.99	0.16	-0.79	82,82,82,82	0
86	ZN	q3	501	1/1	0.99	0.14	-0.79	102,102,102,102	0
84	MG	D3	205	1/1	0.82	0.23	-0.81	86,86,86,86	0
84	MG	6	1923	1/1	0.93	0.17	-0.81	71,71,71,71	0
84	MG	5	3500	1/1	0.99	0.19	-0.81	51,51,51,51	0
84	MG	6	2020	1/1	0.92	0.13	-0.83	85,85,85,85	0
84	MG	5	3659	1/1	0.94	0.13	-0.83	98,98,98,98	0
84	MG	1	3469	1/1	0.80	0.21	-0.84	59,59,59,59	1
84	MG	m3	201	1/1	0.79	0.28	-0.85	88,88,88,88	0
84	MG	5	3497	1/1	0.95	0.17	-0.87	49,49,49,49	0
84	MG	2	1988	1/1	0.98	0.14	-0.89	112,112,112,112	0
86	ZN	Q0	500	1/1	0.99	0.17	-0.90	72,72,72,72	0
86	ZN	Q3	501	1/1	0.97	0.12	-0.92	108,108,108,108	0
84	MG	1	3562	1/1	0.99	0.10	-0.94	80,80,80,80	0
84	MG	5	3733	1/1	0.97	0.14	-0.94	65,65,65,65	0
84	MG	5	3607	1/1	0.94	0.21	-0.96	83,83,83,83	0
84	MG	7	209	1/1	0.89	0.12	-1.02	64,64,64,64	0
86	ZN	D6	500	1/1	0.99	0.13	-1.02	101,101,101,101	0
84	MG	N8	201	1/1	0.93	0.23	-1.08	75,75,75,75	0

Continued on next page...

Continued from previous page...

Mol	Type	Chain	Res	Atoms	RSCC	RSR	LLDF	B-factors(\AA^2)	Q<0.9
84	MG	5	3655	1/1	0.98	0.17	-1.08	78,78,78,78	0
86	ZN	d9	101	1/1	0.99	0.12	-1.09	89,89,89,89	0
84	MG	1	3629	1/1	0.83	0.14	-1.10	136,136,136,136	0
84	MG	N3	203	1/1	0.88	0.25	-1.10	75,75,75,75	0
84	MG	5	3952	1/1	0.97	0.19	-1.12	58,58,58,58	0
84	MG	6	2044	1/1	0.97	0.15	-1.12	71,71,71,71	0
84	MG	1	3594	1/1	0.91	0.18	-1.14	53,53,53,53	0
84	MG	M3	202	1/1	0.88	0.20	-1.18	80,80,80,80	0
84	MG	l9	208	1/1	0.77	0.18	-1.19	54,54,54,54	0
84	MG	5	4054	1/1	0.92	0.12	-1.19	97,97,97,97	0
84	MG	2	2030	1/1	0.93	0.09	-1.19	122,122,122,122	0
84	MG	d5	201	1/1	0.94	0.17	-1.22	90,90,90,90	0
84	MG	5	3474	1/1	0.88	0.18	-1.23	67,67,67,67	0
86	ZN	D9	101	1/1	0.98	0.11	-1.26	121,121,121,121	0
86	ZN	d7	101	1/1	0.82	0.15	-1.28	272,272,272,272	0
84	MG	n8	202	1/1	0.89	0.20	-1.28	73,73,73,73	0
84	MG	5	3960	1/1	0.78	0.18	-1.28	74,74,74,74	0
84	MG	q2	508	1/1	0.91	0.18	-1.29	62,62,62,62	0
84	MG	2	1958	1/1	0.89	0.15	-1.29	108,108,108,108	0
86	ZN	e1	501	1/1	0.92	0.10	-1.29	150,150,150,150	0
84	MG	1	3731	1/1	0.97	0.15	-1.30	80,80,80,80	0
84	MG	1	3814	1/1	0.93	0.15	-1.32	103,103,103,103	0
84	MG	O4	502	1/1	0.97	0.10	-1.34	106,106,106,106	0
84	MG	6	1955	1/1	0.97	0.16	-1.34	77,77,77,77	0
86	ZN	O4	501	1/1	0.97	0.08	-1.36	141,141,141,141	0
84	MG	5	3724	1/1	0.97	0.17	-1.39	60,60,60,60	1
86	ZN	q0	201	1/1	1.00	0.15	-1.43	52,52,52,52	0
86	ZN	E1	501	1/1	0.96	0.09	-1.43	182,182,182,182	0
84	MG	5	3521	1/1	0.99	0.19	-1.43	50,50,50,50	0
84	MG	M0	304	1/1	0.97	0.13	-1.46	62,62,62,62	0
86	ZN	O7	101	1/1	1.00	0.14	-1.46	77,77,77,77	0
84	MG	5	3712	1/1	0.92	0.13	-1.49	75,75,75,75	0
84	MG	c8	203	1/1	0.93	0.11	-1.50	74,74,74,74	0
84	MG	d1	102	1/1	0.95	0.10	-1.56	106,106,106,106	0
84	MG	m5	303	1/1	0.79	0.17	-1.57	79,79,79,79	0
84	MG	5	3476	1/1	0.91	0.19	-1.57	53,53,53,53	0
84	MG	5	3682	1/1	0.96	0.17	-1.58	73,73,73,73	0
86	ZN	Q2	501	1/1	0.98	0.08	-1.62	102,102,102,102	0
84	MG	1	3567	1/1	0.98	0.16	-1.65	66,66,66,66	0
84	MG	2	1989	1/1	0.86	0.10	-1.68	114,114,114,114	0
84	MG	6	2045	1/1	0.96	0.12	-1.68	68,68,68,68	0
84	MG	l9	204	1/1	0.89	0.21	-1.71	57,57,57,57	0

Continued on next page...

Continued from previous page...

Mol	Type	Chain	Res	Atoms	RSCC	RSR	LLDF	B-factors(\AA^2)	Q<0.9
84	MG	2	1986	1/1	0.92	0.13	-1.75	117,117,117,117	0
84	MG	5	4066	1/1	0.94	0.12	-1.77	84,84,84,84	0
84	MG	2	2024	1/1	0.79	0.07	-1.80	130,130,130,130	0
84	MG	1	3724	1/1	0.90	0.15	-1.85	63,63,63,63	0
84	MG	5	3816	1/1	0.99	0.17	-1.85	43,43,43,43	0
84	MG	1	3420	1/1	0.97	0.18	-1.86	53,53,53,53	0
84	MG	2	1998	1/1	0.94	0.10	-1.86	154,154,154,154	0
84	MG	5	4011	1/1	0.96	0.16	-1.91	45,45,45,45	0
84	MG	C8	201	1/1	0.94	0.05	-1.93	138,138,138,138	0
84	MG	2	2019	1/1	0.86	0.09	-1.98	127,127,127,127	0
84	MG	2	2032	1/1	0.94	0.09	-2.01	111,111,111,111	0
84	MG	1	3523	1/1	0.98	0.18	-2.03	70,70,70,70	0
86	ZN	q2	501	1/1	0.99	0.10	-2.03	94,94,94,94	0
84	MG	1	3713	1/1	0.87	0.12	-2.07	81,81,81,81	0
84	MG	1	3940	1/1	0.96	0.13	-2.07	64,64,64,64	0
84	MG	5	3482	1/1	0.93	0.19	-2.11	46,46,46,46	0
84	MG	5	3646	1/1	0.94	0.17	-2.12	65,65,65,65	0
84	MG	5	3938	1/1	0.87	0.16	-2.17	66,66,66,66	0
84	MG	7	211	1/1	0.96	0.14	-2.19	67,67,67,67	0
84	MG	5	3425	1/1	0.95	0.17	-2.30	46,46,46,46	0
84	MG	6	2047	1/1	0.95	0.12	-2.31	79,79,79,79	0
84	MG	5	4050	1/1	0.99	0.10	-2.31	80,80,80,80	0
84	MG	1	3845	1/1	0.92	0.17	-2.41	53,53,53,53	0
84	MG	5	3457	1/1	0.96	0.13	-2.51	51,51,51,51	0
84	MG	5	3770	1/1	0.96	0.12	-2.61	79,79,79,79	0
84	MG	d3	203	1/1	0.98	0.11	-2.63	68,68,68,68	0
84	MG	5	4068	1/1	0.91	0.12	-2.87	112,112,112,112	0
84	MG	5	3409	1/1	0.92	0.18	-2.87	45,45,45,45	0
84	MG	5	3605	1/1	0.87	0.12	-2.96	76,76,76,76	0
84	MG	5	4113	1/1	0.92	0.18	-2.98	72,72,72,72	0
84	MG	5	3578	1/1	0.98	0.17	-3.01	48,48,48,48	1
84	MG	5	3720	1/1	0.97	0.09	-3.13	71,71,71,71	0
84	MG	5	3452	1/1	0.98	0.16	-3.20	48,48,48,48	0
84	MG	5	3603	1/1	0.91	0.15	-3.27	80,80,80,80	0
84	MG	5	4069	1/1	0.86	0.12	-3.30	110,110,110,110	0
84	MG	6	2109	1/1	0.92	0.11	-3.46	91,91,91,91	0
84	MG	5	3468	1/1	0.92	0.14	-3.48	55,55,55,55	0
84	MG	6	2066	1/1	0.80	0.10	-3.67	121,121,121,121	0
84	MG	1	3809	1/1	0.94	0.14	-3.70	59,59,59,59	0
84	MG	5	3887	1/1	0.87	0.12	-3.70	84,84,84,84	0
84	MG	6	2071	1/1	0.93	0.14	-4.00	76,76,76,76	1
84	MG	6	2046	1/1	0.91	0.11	-4.07	72,72,72,72	0

Continued on next page...

Continued from previous page...

Mol	Type	Chain	Res	Atoms	RSCC	RSR	LLDF	B-factors(\AA^2)	Q<0.9
84	MG	1	3982	1/1	0.94	0.12	-4.62	90,90,90,90	0
84	MG	1	3728	1/1	0.95	0.13	-4.73	83,83,83,83	0
84	MG	6	2155	1/1	0.93	0.11	-4.83	84,84,84,84	0
84	MG	5	4028	1/1	0.94	0.10	-5.57	59,59,59,59	0
84	MG	1	3682	1/1	0.99	0.09	-5.79	65,65,65,65	0
84	MG	1	3968	1/1	0.92	0.11	-5.90	74,74,74,74	0
84	MG	1	3647	1/1	0.97	0.13	-6.22	55,55,55,55	0
84	MG	1	3451	1/1	0.89	0.11	-6.85	69,69,69,69	0
84	MG	1	3918	1/1	0.96	0.16	-7.66	59,59,59,59	0
84	MG	5	3559	1/1	0.99	0.11	-7.86	56,56,56,56	1
84	MG	5	3666	1/1	0.97	0.14	-7.98	55,55,55,55	0
84	MG	5	3830	1/1	0.97	0.07	-8.79	49,49,49,49	1
84	MG	2	2041	1/1	0.95	0.08	-9.78	94,94,94,94	0
84	MG	5	3576	1/1	0.86	0.33	-	52,52,52,52	0
84	MG	1	3848	1/1	0.97	0.15	-	57,57,57,57	0
84	MG	5	3859	1/1	0.80	0.56	-	71,71,71,71	0
84	MG	6	2010	1/1	0.87	0.33	-	68,68,68,68	0
84	MG	l5	304	1/1	0.93	0.07	-	80,80,80,80	0
84	MG	1	3916	1/1	0.90	0.15	-	70,70,70,70	0
84	MG	5	3950	1/1	0.86	0.66	-	61,61,61,61	0
84	MG	5	3759	1/1	0.94	0.32	-	67,67,67,67	0
84	MG	5	4038	1/1	0.97	0.10	-	79,79,79,79	0
84	MG	m4	202	1/1	0.98	0.19	-	52,52,52,52	0
84	MG	L4	402	1/1	0.98	0.08	-	65,65,65,65	0
84	MG	5	3511	1/1	0.98	0.18	-	47,47,47,47	0
84	MG	1	3626	1/1	0.86	0.26	-	63,63,63,63	0
84	MG	1	3927	1/1	0.60	0.17	-	77,77,77,77	1
84	MG	5	3944	1/1	0.83	0.67	-	61,61,61,61	0
84	MG	5	3822	1/1	0.85	0.16	-	60,60,60,60	0
84	MG	1	3898	1/1	0.89	0.09	-	99,99,99,99	0
84	MG	1	3409	1/1	0.81	0.40	-	49,49,49,49	0
84	MG	2	1940	1/1	0.51	0.65	-	82,82,82,82	0
84	MG	1	3821	1/1	0.84	0.75	-	68,68,68,68	0
84	MG	6	1957	1/1	0.95	0.17	-	66,66,66,66	0
84	MG	1	3772	1/1	0.96	0.23	-	59,59,59,59	1
84	MG	5	4142	1/1	0.95	0.33	-	69,69,69,69	0
84	MG	5	3910	1/1	0.88	0.27	-	52,52,52,52	0
84	MG	5	3806	1/1	0.86	0.39	-	73,73,73,73	0
84	MG	2	1969	1/1	0.93	0.22	-	100,100,100,100	0
84	MG	5	4006	1/1	0.87	0.44	-	64,64,64,64	0
84	MG	2	1996	1/1	0.92	0.15	-	111,111,111,111	0
84	MG	1	3836	1/1	0.94	0.21	-	58,58,58,58	0

Continued on next page...

Continued from previous page...

Mol	Type	Chain	Res	Atoms	RSCC	RSR	LLDF	B-factors(\AA^2)	Q<0.9
84	MG	1	3542	1/1	0.98	0.26	-	52,52,52,52	0
84	MG	6	1939	1/1	0.92	0.40	-	58,58,58,58	0
84	MG	1	3479	1/1	0.95	0.41	-	59,59,59,59	0
84	MG	5	3899	1/1	0.80	0.80	-	59,59,59,59	0
84	MG	5	3926	1/1	0.94	0.21	-	55,55,55,55	1
84	MG	1	3503	1/1	0.88	0.31	-	61,61,61,61	0
84	MG	4	214	1/1	0.93	0.36	-	63,63,63,63	0
84	MG	1	3843	1/1	0.95	0.28	-	58,58,58,58	0
84	MG	1	3491	1/1	0.98	0.34	-	79,79,79,79	0
84	MG	5	4057	1/1	0.53	0.15	-	99,99,99,99	1
84	MG	1	3985	1/1	0.64	0.40	-	77,77,77,77	0
84	MG	2	1979	1/1	0.70	0.84	-	68,68,68,68	0
84	MG	6	2159	1/1	0.97	0.15	-	81,81,81,81	0
84	MG	1	3734	1/1	0.97	0.17	-	77,77,77,77	0
84	MG	5	3498	1/1	0.94	0.15	-	52,52,52,52	0
84	MG	6	2085	1/1	0.78	0.15	-	88,88,88,88	0
84	MG	5	4084	1/1	0.86	0.19	-	96,96,96,96	0
84	MG	5	3440	1/1	0.95	0.16	-	56,56,56,56	0
84	MG	5	3506	1/1	0.93	0.32	-	49,49,49,49	0
84	MG	6	2042	1/1	0.91	0.15	-	77,77,77,77	0
84	MG	1	3551	1/1	0.90	0.22	-	68,68,68,68	0
84	MG	2	1920	1/1	0.92	0.28	-	88,88,88,88	0
84	MG	5	3812	1/1	0.82	0.53	-	46,46,46,46	0
84	MG	5	3456	1/1	0.88	0.23	-	53,53,53,53	0
84	MG	1	3448	1/1	0.93	0.52	-	68,68,68,68	0
84	MG	5	3557	1/1	0.86	0.24	-	62,62,62,62	1
84	MG	6	2130	1/1	0.83	0.15	-	95,95,95,95	0
84	MG	1	3666	1/1	0.84	0.27	-	72,72,72,72	0
84	MG	6	2087	1/1	0.95	0.22	-	82,82,82,82	0
84	MG	5	3965	1/1	0.79	0.57	-	65,65,65,65	0
84	MG	1	3692	1/1	0.88	0.39	-	64,64,64,64	0
84	MG	M5	301	1/1	0.82	0.35	-	69,69,69,69	0
84	MG	1	3655	1/1	0.96	0.31	-	50,50,50,50	0
84	MG	L9	201	1/1	0.84	0.27	-	59,59,59,59	0
84	MG	1	3714	1/1	0.90	0.16	-	90,90,90,90	0
84	MG	1	3860	1/1	0.93	0.19	-	65,65,65,65	0
84	MG	1	3414	1/1	0.95	0.21	-	56,56,56,56	0
84	MG	6	2078	1/1	0.96	0.28	-	65,65,65,65	0
84	MG	6	2134	1/1	0.67	0.14	-	99,99,99,99	0
84	MG	5	3502	1/1	0.94	0.18	-	50,50,50,50	0
84	MG	1	3459	1/1	0.87	0.47	-	61,61,61,61	0
84	MG	M0	302	1/1	0.81	0.83	-	64,64,64,64	0

Continued on next page...

Continued from previous page...

Mol	Type	Chain	Res	Atoms	RSCC	RSR	LLDF	B-factors(\AA^2)	Q<0.9
84	MG	6	1938	1/1	0.86	0.35	-	59,59,59,59	0
84	MG	1	3677	1/1	0.89	0.54	-	66,66,66,66	0
84	MG	1	3530	1/1	0.95	0.28	-	67,67,67,67	0
84	MG	2	1950	1/1	0.92	0.34	-	94,94,94,94	0
84	MG	5	4032	1/1	0.93	0.06	-	69,69,69,69	1
84	MG	1	3488	1/1	0.87	0.26	-	73,73,73,73	0
84	MG	6	2059	1/1	0.69	0.18	-	76,76,76,76	0
84	MG	5	3424	1/1	0.88	0.32	-	54,54,54,54	0
84	MG	5	3597	1/1	0.84	0.35	-	70,70,70,70	0
84	MG	2	1928	1/1	0.97	0.47	-	67,67,67,67	0
84	MG	3	219	1/1	0.85	0.30	-	79,79,79,79	0
84	MG	1	3416	1/1	0.98	0.17	-	56,56,56,56	0
84	MG	2	1942	1/1	0.86	0.45	-	84,84,84,84	0
84	MG	5	3645	1/1	0.57	0.55	-	59,59,59,59	0
84	MG	5	3864	1/1	0.97	0.34	-	68,68,68,68	0
84	MG	5	3543	1/1	0.84	0.32	-	52,52,52,52	1
84	MG	q2	504	1/1	0.85	0.56	-	60,60,60,60	0
84	MG	6	2160	1/1	0.87	0.28	-	88,88,88,88	0
84	MG	6	2018	1/1	0.72	0.31	-	81,81,81,81	0
84	MG	1	3980	1/1	0.60	0.14	-	91,91,91,91	0
84	MG	1	3638	1/1	0.97	0.17	-	90,90,90,90	0
84	MG	2	2031	1/1	0.84	0.35	-	105,105,105,105	0
84	MG	5	3571	1/1	0.84	0.18	-	77,77,77,77	0
84	MG	1	3694	1/1	0.74	0.38	-	62,62,62,62	0
84	MG	1	3533	1/1	0.95	0.56	-	75,75,75,75	0
84	MG	2	1937	1/1	0.94	0.23	-	80,80,80,80	0
84	MG	5	3464	1/1	0.97	0.29	-	52,52,52,52	0
84	MG	1	3565	1/1	0.74	0.20	-	71,71,71,71	0
84	MG	2	1982	1/1	0.99	0.14	-	97,97,97,97	0
84	MG	1	3723	1/1	0.72	0.32	-	47,47,47,47	0
84	MG	1	3461	1/1	0.69	0.44	-	59,59,59,59	0
84	MG	1	3755	1/1	0.91	0.73	-	60,60,60,60	0
84	MG	6	2105	1/1	0.94	0.25	-	67,67,67,67	0
84	MG	1	3812	1/1	0.88	0.19	-	82,82,82,82	0
84	MG	l5	301	1/1	0.97	0.15	-	56,56,56,56	0
84	MG	1	3802	1/1	0.95	0.20	-	98,98,98,98	0
84	MG	M0	301	1/1	0.94	0.23	-	51,51,51,51	0
84	MG	5	3661	1/1	0.93	0.34	-	61,61,61,61	0
84	MG	6	1986	1/1	0.92	0.28	-	82,82,82,82	0
84	MG	6	2144	1/1	0.84	0.15	-	76,76,76,76	0
84	MG	5	3890	1/1	0.97	0.19	-	62,62,62,62	0
84	MG	m6	202	1/1	0.76	0.29	-	47,47,47,47	0

Continued on next page...

Continued from previous page...

Mol	Type	Chain	Res	Atoms	RSCC	RSR	LLDF	B-factors(\AA^2)	Q<0.9
84	MG	6	2103	1/1	0.91	0.13	-	94,94,94,94	0
84	MG	5	3608	1/1	0.87	0.13	-	95,95,95,95	0
84	MG	6	1998	1/1	0.82	0.26	-	78,78,78,78	0
84	MG	5	3863	1/1	0.66	0.53	-	76,76,76,76	0
84	MG	1	3630	1/1	0.62	0.12	-	106,106,106,106	0
84	MG	5	4100	1/1	0.94	0.45	-	90,90,90,90	0
84	MG	5	3888	1/1	0.89	0.32	-	62,62,62,62	0
84	MG	1	3828	1/1	0.86	0.58	-	67,67,67,67	0
84	MG	5	4089	1/1	0.91	0.70	-	62,62,62,62	0
84	MG	6	2069	1/1	0.92	0.11	-	86,86,86,86	0
84	MG	7	201	1/1	0.98	0.27	-	45,45,45,45	0
84	MG	6	2037	1/1	0.81	0.16	-	87,87,87,87	0
84	MG	1	3527	1/1	0.92	0.45	-	70,70,70,70	0
84	MG	1	3841	1/1	0.86	0.45	-	92,92,92,92	0
84	MG	2	1902	1/1	0.95	0.09	-	95,95,95,95	0
84	MG	m7	207	1/1	0.74	0.53	-	66,66,66,66	0
84	MG	O4	504	1/1	0.82	0.48	-	76,76,76,76	0
84	MG	1	3633	1/1	0.91	0.29	-	79,79,79,79	0
84	MG	5	3751	1/1	0.56	0.59	-	61,61,61,61	0
84	MG	2	2008	1/1	0.92	0.16	-	117,117,117,117	0
84	MG	5	4139	1/1	0.93	0.29	-	66,66,66,66	0
84	MG	5	3992	1/1	0.81	0.42	-	49,49,49,49	0
84	MG	6	2138	1/1	0.96	0.13	-	84,84,84,84	0
84	MG	1	3919	1/1	0.95	0.25	-	69,69,69,69	0
84	MG	3	208	1/1	0.73	0.46	-	64,64,64,64	0
84	MG	6	2129	1/1	0.56	0.35	-	88,88,88,88	0
84	MG	2	2014	1/1	0.94	0.24	-	88,88,88,88	0
84	MG	1	3637	1/1	0.42	0.37	-	91,91,91,91	0
84	MG	6	1951	1/1	0.69	0.21	-	74,74,74,74	0
84	MG	5	3619	1/1	0.90	0.18	-	86,86,86,86	0
84	MG	1	3738	1/1	0.74	0.73	-	75,75,75,75	0
84	MG	4	220	1/1	0.91	0.25	-	71,71,71,71	0
84	MG	5	3487	1/1	0.95	0.16	-	61,61,61,61	0
84	MG	6	2074	1/1	0.93	0.15	-	64,64,64,64	0
84	MG	5	3439	1/1	0.95	0.25	-	54,54,54,54	0
84	MG	5	3526	1/1	0.76	0.62	-	61,61,61,61	0
84	MG	6	1976	1/1	0.82	0.22	-	84,84,84,84	0
84	MG	1	3950	1/1	0.03	0.55	-	85,85,85,85	0
84	MG	5	3711	1/1	0.66	0.34	-	70,70,70,70	0
84	MG	2	1911	1/1	0.89	0.16	-	91,91,91,91	0
84	MG	1	3849	1/1	0.91	0.22	-	58,58,58,58	0
84	MG	N8	202	1/1	0.90	0.72	-	73,73,73,73	0

Continued on next page...

Continued from previous page...

Mol	Type	Chain	Res	Atoms	RSCC	RSR	LLDF	B-factors(\AA^2)	Q<0.9
84	MG	1	3803	1/1	0.61	0.45	-	76,76,76,76	0
84	MG	5	3685	1/1	0.92	0.32	-	66,66,66,66	0
84	MG	2	2007	1/1	0.65	0.24	-	88,88,88,88	0
84	MG	1	3440	1/1	0.88	0.23	-	82,82,82,82	0
84	MG	5	3423	1/1	0.83	0.30	-	54,54,54,54	1
84	MG	1	3904	1/1	0.70	0.27	-	76,76,76,76	0
84	MG	1	3823	1/1	0.71	0.69	-	89,89,89,89	0
84	MG	1	3978	1/1	0.85	0.31	-	89,89,89,89	0
84	MG	7	210	1/1	0.93	0.14	-	67,67,67,67	0
84	MG	5	3630	1/1	0.97	0.20	-	50,50,50,50	0
84	MG	5	4099	1/1	0.85	0.27	-	105,105,105,105	0
84	MG	2	1963	1/1	0.92	0.14	-	117,117,117,117	0
84	MG	6	2014	1/1	0.80	0.21	-	74,74,74,74	0
84	MG	6	1924	1/1	0.52	0.29	-	70,70,70,70	0
84	MG	m4	206	1/1	0.75	0.35	-	58,58,58,58	0
84	MG	1	3784	1/1	0.87	0.51	-	72,72,72,72	0
84	MG	1	3575	1/1	0.82	0.18	-	61,61,61,61	0
84	MG	1	3888	1/1	0.62	0.38	-	68,68,68,68	0
84	MG	1	3672	1/1	0.90	0.31	-	52,52,52,52	0
84	MG	5	3753	1/1	0.91	0.47	-	85,85,85,85	0
84	MG	M0	303	1/1	0.80	0.33	-	66,66,66,66	0
84	MG	2	2004	1/1	0.76	0.72	-	81,81,81,81	0
84	MG	5	4092	1/1	0.92	0.43	-	71,71,71,71	0
84	MG	5	4115	1/1	0.87	0.44	-	59,59,59,59	0
84	MG	6	2108	1/1	0.70	0.33	-	79,79,79,79	0
84	MG	1	3652	1/1	0.81	0.23	-	59,59,59,59	0
84	MG	7	222	1/1	0.84	0.13	-	66,66,66,66	0
84	MG	1	3708	1/1	0.90	0.38	-	66,66,66,66	0
84	MG	6	1993	1/1	0.67	0.72	-	71,71,71,71	0
84	MG	5	4044	1/1	0.98	0.40	-	72,72,72,72	0
84	MG	5	3843	1/1	0.95	0.11	-	50,50,50,50	0
84	MG	1	3869	1/1	0.87	0.39	-	62,62,62,62	0
84	MG	5	3882	1/1	0.92	0.28	-	67,67,67,67	0
84	MG	6	2072	1/1	0.43	0.26	-	77,77,77,77	0
84	MG	q2	506	1/1	0.59	0.33	-	68,68,68,68	0
84	MG	6	1994	1/1	0.81	0.59	-	69,69,69,69	0
84	MG	5	3879	1/1	0.92	0.31	-	64,64,64,64	0
84	MG	6	1933	1/1	0.64	0.57	-	74,74,74,74	0
84	MG	1	3926	1/1	0.91	0.33	-	54,54,54,54	0
84	MG	6	1960	1/1	0.74	0.41	-	62,62,62,62	0
84	MG	5	3647	1/1	0.90	0.36	-	58,58,58,58	0
84	MG	6	2003	1/1	0.95	0.16	-	64,64,64,64	0

Continued on next page...

Continued from previous page...

Mol	Type	Chain	Res	Atoms	RSCC	RSR	LLDF	B-factors(\AA^2)	Q<0.9
84	MG	5	3555	1/1	0.95	0.21	-	62,62,62,62	1
84	MG	5	3517	1/1	0.94	0.60	-	49,49,49,49	0
84	MG	5	4148	1/1	0.85	0.47	-	54,54,54,54	0
84	MG	5	4024	1/1	0.79	0.39	-	68,68,68,68	0
84	MG	5	3515	1/1	0.96	0.21	-	43,43,43,43	0
84	MG	5	3988	1/1	0.97	0.36	-	45,45,45,45	0
84	MG	5	3730	1/1	0.89	0.29	-	74,74,74,74	0
84	MG	6	1975	1/1	0.85	0.23	-	83,83,83,83	0
84	MG	5	3570	1/1	0.93	0.24	-	67,67,67,67	0
84	MG	6	2021	1/1	0.82	0.09	-	86,86,86,86	0
84	MG	1	3632	1/1	0.89	0.10	-	72,72,72,72	0
84	MG	4	211	1/1	0.68	0.27	-	86,86,86,86	0
84	MG	5	3486	1/1	0.89	0.31	-	52,52,52,52	0
84	MG	1	3667	1/1	0.55	0.53	-	73,73,73,73	0
84	MG	5	4065	1/1	0.88	0.36	-	58,58,58,58	0
84	MG	o1	201	1/1	0.92	0.18	-	79,79,79,79	0
84	MG	2	1910	1/1	0.91	0.79	-	80,80,80,80	0
84	MG	2	1990	1/1	0.81	0.21	-	116,116,116,116	0
84	MG	6	1963	1/1	0.99	0.32	-	68,68,68,68	0
84	MG	L4	405	1/1	0.80	0.42	-	63,63,63,63	0
84	MG	1	3524	1/1	0.89	0.40	-	71,71,71,71	0
84	MG	6	2024	1/1	0.62	0.23	-	80,80,80,80	0
84	MG	6	2073	1/1	0.86	0.27	-	80,80,80,80	0
84	MG	L3	401	1/1	0.88	0.17	-	76,76,76,76	0
84	MG	5	3934	1/1	0.74	0.46	-	48,48,48,48	1
84	MG	4	205	1/1	0.91	0.20	-	87,87,87,87	0
84	MG	1	3742	1/1	0.78	0.51	-	78,78,78,78	0
84	MG	2	1961	1/1	0.43	0.17	-	109,109,109,109	0
84	MG	5	3800	1/1	0.85	0.21	-	69,69,69,69	0
84	MG	5	3702	1/1	0.97	0.11	-	85,85,85,85	0
84	MG	O6	201	1/1	0.54	0.25	-	78,78,78,78	0
84	MG	6	2121	1/1	0.54	0.61	-	97,97,97,97	0
84	MG	8	208	1/1	0.75	0.21	-	79,79,79,79	0
84	MG	4	217	1/1	0.93	0.25	-	79,79,79,79	0
84	MG	6	2061	1/1	0.84	0.20	-	80,80,80,80	0
84	MG	5	3679	1/1	0.97	0.23	-	66,66,66,66	0
84	MG	1	3792	1/1	0.79	0.23	-	94,94,94,94	0
84	MG	6	2009	1/1	0.97	0.12	-	73,73,73,73	0
84	MG	1	3817	1/1	0.81	0.66	-	72,72,72,72	0
84	MG	5	3810	1/1	0.93	0.33	-	59,59,59,59	0
84	MG	2	1977	1/1	0.71	1.32	-	77,77,77,77	0
84	MG	1	3580	1/1	0.74	0.24	-	75,75,75,75	0

Continued on next page...

Continued from previous page...

Mol	Type	Chain	Res	Atoms	RSCC	RSR	LLDF	B-factors(\AA^2)	Q<0.9
84	MG	5	4063	1/1	0.77	0.17	-	94,94,94,94	0
84	MG	5	4120	1/1	0.75	0.10	-	90,90,90,90	0
84	MG	6	1949	1/1	0.88	0.18	-	74,74,74,74	0
84	MG	c3	206	1/1	0.91	0.24	-	80,80,80,80	0
84	MG	5	3929	1/1	0.92	0.27	-	43,43,43,43	0
84	MG	N0	204	1/1	0.97	0.13	-	68,68,68,68	0
84	MG	5	3777	1/1	0.92	0.35	-	70,70,70,70	0
84	MG	5	3970	1/1	0.49	0.72	-	75,75,75,75	0
84	MG	6	2002	1/1	0.97	0.12	-	68,68,68,68	0
84	MG	1	3882	1/1	0.95	0.24	-	71,71,71,71	0
84	MG	6	2141	1/1	0.52	0.32	-	99,99,99,99	0
84	MG	M7	203	1/1	0.89	0.22	-	59,59,59,59	0
84	MG	5	4070	1/1	0.93	0.11	-	99,99,99,99	0
84	MG	5	3962	1/1	0.86	0.52	-	95,95,95,95	0
84	MG	6	1990	1/1	0.86	0.26	-	73,73,73,73	0
84	MG	5	4088	1/1	0.95	0.22	-	69,69,69,69	0
84	MG	2	2033	1/1	0.82	0.23	-	108,108,108,108	0
84	MG	1	3676	1/1	0.93	0.52	-	53,53,53,53	0
84	MG	1	3942	1/1	0.96	0.27	-	49,49,49,49	0
84	MG	3	218	1/1	0.94	0.13	-	97,97,97,97	0
84	MG	5	3937	1/1	0.65	0.35	-	60,60,60,60	0
84	MG	1	3595	1/1	0.98	0.27	-	54,54,54,54	0
84	MG	5	3998	1/1	0.92	0.23	-	54,54,54,54	0
84	MG	5	3444	1/1	0.99	0.24	-	45,45,45,45	0
84	MG	6	2091	1/1	0.87	0.49	-	68,68,68,68	0
84	MG	5	3731	1/1	0.93	0.11	-	69,69,69,69	0
84	MG	5	3914	1/1	0.93	0.24	-	56,56,56,56	0
84	MG	7	214	1/1	0.86	0.33	-	80,80,80,80	0
84	MG	d6	103	1/1	0.90	0.24	-	77,77,77,77	0
84	MG	5	3566	1/1	0.83	0.27	-	60,60,60,60	0
84	MG	1	3768	1/1	0.90	0.45	-	67,67,67,67	0
84	MG	7	216	1/1	0.83	0.09	-	74,74,74,74	1
84	MG	5	3550	1/1	0.86	0.39	-	59,59,59,59	0
84	MG	5	3896	1/1	0.65	0.83	-	71,71,71,71	0
84	MG	6	1916	1/1	0.86	0.22	-	94,94,94,94	0
84	MG	5	3886	1/1	0.60	0.36	-	77,77,77,77	0
84	MG	5	3406	1/1	0.99	0.27	-	44,44,44,44	0
84	MG	5	3507	1/1	0.96	0.20	-	55,55,55,55	0
84	MG	5	3533	1/1	0.98	0.27	-	45,45,45,45	0
84	MG	5	3707	1/1	0.95	0.18	-	73,73,73,73	0
84	MG	5	3919	1/1	0.85	0.30	-	51,51,51,51	0
84	MG	5	3404	1/1	0.95	0.22	-	55,55,55,55	0

Continued on next page...

Continued from previous page...

Mol	Type	Chain	Res	Atoms	RSCC	RSR	LLDF	B-factors(\AA^2)	Q<0.9
84	MG	1	3653	1/1	0.89	0.26	-	59,59,59,59	0
84	MG	5	3966	1/1	0.61	0.63	-	95,95,95,95	0
84	MG	1	3815	1/1	0.72	0.74	-	77,77,77,77	0
84	MG	5	4013	1/1	0.90	0.32	-	58,58,58,58	0
84	MG	5	3776	1/1	0.96	0.12	-	65,65,65,65	0
84	MG	5	3828	1/1	0.77	0.31	-	46,46,46,46	0
84	MG	5	3534	1/1	0.92	0.39	-	50,50,50,50	0
84	MG	s5	303	1/1	0.97	0.33	-	77,77,77,77	0
84	MG	5	4004	1/1	0.85	0.32	-	80,80,80,80	0
84	MG	1	3743	1/1	0.94	0.63	-	72,72,72,72	0
84	MG	M5	304	1/1	0.95	0.26	-	67,67,67,67	0
84	MG	1	3949	1/1	0.79	0.14	-	79,79,79,79	0
84	MG	l4	1101	1/1	0.90	0.29	-	65,65,65,65	0
84	MG	5	3752	1/1	0.82	0.36	-	59,59,59,59	0
84	MG	1	3583	1/1	0.93	0.19	-	63,63,63,63	0
84	MG	n1	201	1/1	0.81	0.14	-	61,61,61,61	0
84	MG	1	3876	1/1	0.53	0.67	-	76,76,76,76	0
84	MG	5	3516	1/1	0.95	0.18	-	49,49,49,49	0
84	MG	6	2032	1/1	0.92	0.06	-	77,77,77,77	0
84	MG	5	3795	1/1	0.69	0.22	-	74,74,74,74	0
84	MG	1	3696	1/1	0.80	0.50	-	55,55,55,55	0
84	MG	6	2139	1/1	0.73	0.19	-	82,82,82,82	0
84	MG	1	3907	1/1	0.95	0.31	-	62,62,62,62	0
84	MG	5	4150	1/1	0.86	0.19	-	81,81,81,81	0
84	MG	1	3482	1/1	0.95	0.25	-	72,72,72,72	0
84	MG	l5	303	1/1	0.91	0.19	-	74,74,74,74	0
84	MG	1	3615	1/1	0.85	0.26	-	59,59,59,59	0
84	MG	1	3470	1/1	0.94	0.38	-	56,56,56,56	0
84	MG	5	3703	1/1	0.91	0.20	-	70,70,70,70	0
84	MG	4	203	1/1	0.83	0.27	-	61,61,61,61	0
84	MG	2	1964	1/1	0.92	0.20	-	90,90,90,90	0
84	MG	2	1930	1/1	0.84	0.71	-	81,81,81,81	0
84	MG	5	3827	1/1	0.92	0.16	-	51,51,51,51	1
84	MG	1	3556	1/1	0.81	0.35	-	73,73,73,73	0
84	MG	1	3593	1/1	0.85	0.47	-	63,63,63,63	0
84	MG	1	3958	1/1	0.69	0.19	-	88,88,88,88	0
84	MG	1	3617	1/1	0.93	0.60	-	70,70,70,70	0
84	MG	1	3685	1/1	0.92	0.40	-	56,56,56,56	0
84	MG	1	3966	1/1	0.94	0.17	-	68,68,68,68	0
84	MG	5	3701	1/1	0.93	0.18	-	66,66,66,66	0
84	MG	5	3913	1/1	0.93	0.31	-	57,57,57,57	0
84	MG	5	3999	1/1	0.68	0.31	-	52,52,52,52	0

Continued on next page...

Continued from previous page...

Mol	Type	Chain	Res	Atoms	RSCC	RSR	LLDF	B-factors(\AA^2)	Q<0.9
84	MG	5	3815	1/1	0.92	0.35	-	55,55,55,55	0
84	MG	5	4108	1/1	0.94	0.19	-	59,59,59,59	0
84	MG	2	2003	1/1	0.84	0.28	-	118,118,118,118	0
84	MG	5	3958	1/1	0.80	0.62	-	66,66,66,66	0
84	MG	1	3445	1/1	0.83	0.41	-	64,64,64,64	0
84	MG	1	3764	1/1	0.75	0.57	-	69,69,69,69	0
84	MG	1	3981	1/1	0.96	0.39	-	63,63,63,63	0
84	MG	5	3624	1/1	0.75	0.57	-	65,65,65,65	0
84	MG	2	2034	1/1	0.80	0.19	-	92,92,92,92	0
84	MG	l3	410	1/1	0.75	0.17	-	73,73,73,73	0
84	MG	1	3835	1/1	0.86	0.24	-	58,58,58,58	0
84	MG	1	3670	1/1	0.80	0.31	-	76,76,76,76	0
84	MG	l9	203	1/1	0.90	0.24	-	49,49,49,49	0
84	MG	6	1936	1/1	0.89	0.79	-	65,65,65,65	0
84	MG	s2	301	1/1	0.92	0.34	-	69,69,69,69	0
84	MG	1	3557	1/1	0.96	0.18	-	71,71,71,71	0
84	MG	1	3730	1/1	0.84	0.38	-	65,65,65,65	0
84	MG	1	3986	1/1	0.95	0.41	-	68,68,68,68	0
84	MG	5	3579	1/1	0.97	0.45	-	45,45,45,45	0
84	MG	5	3813	1/1	0.64	0.55	-	58,58,58,58	0
84	MG	q2	503	1/1	0.82	0.35	-	52,52,52,52	0
84	MG	5	3818	1/1	0.95	0.18	-	54,54,54,54	0
84	MG	O2	201	1/1	0.99	0.11	-	60,60,60,60	0
84	MG	6	1991	1/1	0.55	0.54	-	71,71,71,71	0
84	MG	2	2013	1/1	0.78	0.12	-	120,120,120,120	0
84	MG	5	4131	1/1	0.95	0.31	-	70,70,70,70	0
84	MG	5	4097	1/1	0.49	0.48	-	68,68,68,68	0
84	MG	5	3573	1/1	0.98	0.31	-	61,61,61,61	0
84	MG	5	4119	1/1	0.88	0.09	-	142,142,142,142	0
84	MG	5	3790	1/1	0.95	0.31	-	47,47,47,47	0
84	MG	1	3460	1/1	0.99	0.27	-	58,58,58,58	0
84	MG	6	2081	1/1	0.97	0.20	-	69,69,69,69	0
84	MG	m8	203	1/1	0.65	0.39	-	69,69,69,69	0
84	MG	5	4043	1/1	0.87	0.33	-	51,51,51,51	0
84	MG	6	2135	1/1	0.93	0.25	-	77,77,77,77	0
84	MG	1	3793	1/1	0.95	0.17	-	85,85,85,85	0
84	MG	5	3658	1/1	0.95	0.17	-	71,71,71,71	0
84	MG	1	3748	1/1	0.93	0.37	-	61,61,61,61	0
84	MG	6	1952	1/1	0.93	0.14	-	68,68,68,68	0
84	MG	5	3787	1/1	0.91	0.24	-	48,48,48,48	1
84	MG	1	3710	1/1	0.88	0.28	-	90,90,90,90	0
84	MG	2	1984	1/1	0.74	0.43	-	113,113,113,113	0

Continued on next page...

Continued from previous page...

Mol	Type	Chain	Res	Atoms	RSCC	RSR	LLDF	B-factors(\AA^2)	Q<0.9
84	MG	Q2	503	1/1	0.95	0.27	-	67,67,67,67	0
84	MG	1	3865	1/1	0.69	0.55	-	81,81,81,81	0
84	MG	1	3963	1/1	0.81	0.33	-	76,76,76,76	0
84	MG	1	3915	1/1	0.89	0.16	-	78,78,78,78	0
84	MG	5	4126	1/1	0.88	0.48	-	60,60,60,60	0
84	MG	1	3709	1/1	0.90	0.27	-	60,60,60,60	0
84	MG	1	3485	1/1	0.98	0.21	-	70,70,70,70	0
84	MG	2	1947	1/1	0.84	0.48	-	92,92,92,92	0
84	MG	6	1915	1/1	0.88	0.13	-	74,74,74,74	0
84	MG	6	1909	1/1	0.91	0.28	-	67,67,67,67	0
84	MG	5	3963	1/1	0.96	0.12	-	102,102,102,102	0
84	MG	1	3900	1/1	0.73	0.11	-	85,85,85,85	0
84	MG	5	3766	1/1	0.77	0.49	-	57,57,57,57	0
84	MG	5	4026	1/1	0.93	0.26	-	66,66,66,66	0
84	MG	2	1935	1/1	0.88	0.44	-	66,66,66,66	0
84	MG	1	3758	1/1	0.62	0.59	-	74,74,74,74	0
84	MG	6	2163	1/1	0.87	0.43	-	66,66,66,66	1
84	MG	1	3571	1/1	0.72	0.27	-	71,71,71,71	0
84	MG	1	3878	1/1	0.85	0.44	-	60,60,60,60	0
84	MG	5	3562	1/1	0.94	0.41	-	57,57,57,57	0
84	MG	5	4104	1/1	0.81	0.30	-	56,56,56,56	0
84	MG	5	3461	1/1	0.96	0.24	-	50,50,50,50	0
84	MG	19	205	1/1	0.93	0.13	-	72,72,72,72	0
84	MG	5	3876	1/1	0.90	0.14	-	66,66,66,66	0
84	MG	1	3489	1/1	0.89	0.24	-	79,79,79,79	0
84	MG	5	3726	1/1	0.94	0.45	-	52,52,52,52	0
84	MG	O4	503	1/1	0.67	0.13	-	127,127,127,127	0
84	MG	6	1945	1/1	0.69	0.49	-	70,70,70,70	0
84	MG	6	1973	1/1	0.91	0.38	-	65,65,65,65	0
84	MG	1	3476	1/1	0.86	0.49	-	54,54,54,54	0
84	MG	1	3501	1/1	0.79	0.24	-	64,64,64,64	0
84	MG	5	4134	1/1	0.70	0.30	-	73,73,73,73	0
84	MG	5	4001	1/1	0.88	0.25	-	59,59,59,59	0
84	MG	1	3961	1/1	0.86	0.18	-	80,80,80,80	0
84	MG	d3	201	1/1	0.78	0.48	-	65,65,65,65	0
84	MG	5	3524	1/1	0.77	0.47	-	53,53,53,53	0
84	MG	1	3609	1/1	0.86	0.36	-	52,52,52,52	0
84	MG	6	2048	1/1	0.91	0.40	-	68,68,68,68	0
84	MG	1	3776	1/1	0.94	0.27	-	68,68,68,68	1
84	MG	5	3825	1/1	0.67	0.35	-	58,58,58,58	0
84	MG	q2	507	1/1	0.76	0.20	-	51,51,51,51	0
84	MG	5	3403	1/1	0.86	0.37	-	54,54,54,54	0

Continued on next page...

Continued from previous page...

Mol	Type	Chain	Res	Atoms	RSCC	RSR	LLDF	B-factors(\AA^2)	Q<0.9
84	MG	2	1955	1/1	0.65	0.33	-	86,86,86,86	0
84	MG	q3	504	1/1	0.98	0.23	-	74,74,74,74	0
84	MG	5	3623	1/1	0.96	0.30	-	62,62,62,62	0
84	MG	m3	203	1/1	0.83	0.48	-	81,81,81,81	0
84	MG	2	1907	1/1	0.90	0.17	-	95,95,95,95	0
84	MG	1	3691	1/1	0.87	0.26	-	59,59,59,59	0
84	MG	5	4129	1/1	0.68	0.57	-	90,90,90,90	0
84	MG	1	3620	1/1	0.87	0.66	-	65,65,65,65	0
84	MG	s3	301	1/1	0.83	0.29	-	84,84,84,84	0
84	MG	1	3495	1/1	0.73	0.62	-	75,75,75,75	0
84	MG	1	3912	1/1	0.91	0.17	-	58,58,58,58	0
84	MG	4	208	1/1	0.67	0.40	-	60,60,60,60	0
84	MG	1	3736	1/1	0.96	0.15	-	82,82,82,82	0
84	MG	q1	102	1/1	0.86	0.34	-	64,64,64,64	0
84	MG	5	3941	1/1	0.88	0.62	-	78,78,78,78	0
84	MG	1	3773	1/1	0.91	0.33	-	62,62,62,62	0
84	MG	5	3467	1/1	0.90	0.25	-	48,48,48,48	0
84	MG	1	3868	1/1	0.95	0.21	-	61,61,61,61	0
84	MG	1	3749	1/1	0.91	0.37	-	60,60,60,60	0
84	MG	1	3555	1/1	0.75	0.16	-	92,92,92,92	0
84	MG	m9	202	1/1	0.88	0.62	-	90,90,90,90	0
84	MG	6	2070	1/1	0.72	0.17	-	128,128,128,128	0
84	MG	5	3621	1/1	0.89	0.15	-	77,77,77,77	0
84	MG	6	1937	1/1	0.81	0.93	-	62,62,62,62	0
84	MG	5	3410	1/1	0.94	0.52	-	46,46,46,46	0
84	MG	1	3480	1/1	0.97	0.31	-	62,62,62,62	0
84	MG	o2	202	1/1	0.92	0.42	-	55,55,55,55	0
84	MG	5	3492	1/1	0.77	0.42	-	74,74,74,74	0
84	MG	2	1912	1/1	0.88	0.55	-	86,86,86,86	0
84	MG	5	3491	1/1	0.87	0.14	-	62,62,62,62	0
84	MG	1	3486	1/1	0.93	0.33	-	62,62,62,62	0
84	MG	l3	407	1/1	0.85	0.33	-	55,55,55,55	0
84	MG	5	3451	1/1	0.93	0.44	-	45,45,45,45	0
84	MG	1	3689	1/1	0.96	0.26	-	58,58,58,58	0
84	MG	1	3837	1/1	0.83	0.48	-	58,58,58,58	0
84	MG	5	4021	1/1	0.83	0.28	-	60,60,60,60	0
84	MG	5	3748	1/1	0.89	0.33	-	46,46,46,46	0
84	MG	5	3438	1/1	0.93	0.16	-	64,64,64,64	1
84	MG	1	3902	1/1	0.52	0.19	-	77,77,77,77	0
84	MG	8	212	1/1	0.82	0.34	-	66,66,66,66	0
84	MG	1	3786	1/1	0.88	0.78	-	70,70,70,70	0
84	MG	5	3897	1/1	0.83	0.42	-	76,76,76,76	0

Continued on next page...

Continued from previous page...

Mol	Type	Chain	Res	Atoms	RSCC	RSR	LLDF	B-factors(\AA^2)	Q<0.9
84	MG	l6	202	1/1	0.77	0.39	-	66,66,66,66	0
84	MG	5	3536	1/1	0.98	0.43	-	56,56,56,56	0
84	MG	1	3955	1/1	0.65	0.47	-	69,69,69,69	0
84	MG	5	3784	1/1	0.95	0.37	-	44,44,44,44	0
84	MG	5	3532	1/1	0.93	0.18	-	43,43,43,43	0
84	MG	n5	202	1/1	0.66	0.32	-	78,78,78,78	0
84	MG	1	3867	1/1	0.89	0.34	-	59,59,59,59	0
84	MG	5	3656	1/1	0.98	0.19	-	78,78,78,78	0
84	MG	1	3603	1/1	0.95	0.35	-	45,45,45,45	0
84	MG	5	3942	1/1	0.72	0.39	-	79,79,79,79	0
84	MG	1	3422	1/1	0.98	0.25	-	50,50,50,50	0
84	MG	5	3689	1/1	0.96	0.14	-	78,78,78,78	0
84	MG	d3	205	1/1	0.92	0.29	-	98,98,98,98	0
84	MG	1	3933	1/1	0.91	0.71	-	84,84,84,84	0
84	MG	1	3846	1/1	0.97	0.26	-	53,53,53,53	0
84	MG	5	3567	1/1	0.89	0.19	-	62,62,62,62	0
84	MG	5	3697	1/1	0.80	0.44	-	65,65,65,65	0
84	MG	D3	204	1/1	0.73	0.51	-	94,94,94,94	0
84	MG	5	3715	1/1	0.99	0.15	-	54,54,54,54	0
84	MG	o2	203	1/1	0.87	0.27	-	51,51,51,51	0
84	MG	5	4056	1/1	0.80	0.16	-	95,95,95,95	0
84	MG	5	3495	1/1	0.89	0.26	-	58,58,58,58	0
84	MG	5	3705	1/1	0.93	0.32	-	81,81,81,81	0
84	MG	5	3908	1/1	0.98	0.33	-	48,48,48,48	0
84	MG	5	3769	1/1	0.89	0.23	-	79,79,79,79	0
84	MG	5	3528	1/1	0.86	0.89	-	56,56,56,56	0
84	MG	5	4008	1/1	0.81	0.36	-	56,56,56,56	0
84	MG	1	3763	1/1	0.73	0.42	-	66,66,66,66	0
84	MG	1	3577	1/1	0.78	0.23	-	81,81,81,81	0
84	MG	6	2065	1/1	0.83	0.20	-	104,104,104,104	0
84	MG	d3	202	1/1	0.83	0.35	-	69,69,69,69	0
84	MG	5	3820	1/1	0.97	0.13	-	52,52,52,52	0
84	MG	6	2090	1/1	0.50	0.40	-	91,91,91,91	0
84	MG	5	3837	1/1	0.85	0.30	-	72,72,72,72	0
84	MG	1	3581	1/1	0.94	0.15	-	64,64,64,64	0
84	MG	6	2132	1/1	0.91	0.13	-	83,83,83,83	0
84	MG	5	3637	1/1	0.95	0.30	-	48,48,48,48	0
84	MG	6	1972	1/1	0.94	0.42	-	70,70,70,70	0
84	MG	5	3510	1/1	0.88	0.27	-	62,62,62,62	0
84	MG	5	3782	1/1	0.96	0.16	-	67,67,67,67	0
84	MG	1	3720	1/1	0.95	0.47	-	59,59,59,59	0
84	MG	1	3504	1/1	0.93	0.28	-	66,66,66,66	0

Continued on next page...

Continued from previous page...

Mol	Type	Chain	Res	Atoms	RSCC	RSR	LLDF	B-factors(\AA^2)	Q<0.9
84	MG	7	227	1/1	0.80	0.28	-	76,76,76,76	0
84	MG	5	4094	1/1	0.94	0.14	-	63,63,63,63	0
84	MG	5	3979	1/1	0.97	0.37	-	46,46,46,46	0
84	MG	s4	301	1/1	0.90	0.23	-	103,103,103,103	0
84	MG	5	3686	1/1	0.83	0.30	-	68,68,68,68	0
84	MG	2	1960	1/1	0.83	0.20	-	94,94,94,94	0
84	MG	5	4149	1/1	0.78	0.32	-	74,74,74,74	0
84	MG	1	3614	1/1	0.88	0.32	-	58,58,58,58	0
84	MG	5	3490	1/1	0.95	0.24	-	58,58,58,58	0
84	MG	m6	201	1/1	0.89	0.25	-	52,52,52,52	0
84	MG	1	3439	1/1	0.96	0.26	-	49,49,49,49	0
84	MG	L2	304	1/1	0.94	0.32	-	73,73,73,73	0
84	MG	6	2140	1/1	0.91	0.33	-	65,65,65,65	0
84	MG	5	3900	1/1	0.99	0.41	-	51,51,51,51	0
84	MG	1	3722	1/1	0.92	0.10	-	68,68,68,68	0
84	MG	6	2063	1/1	0.80	0.13	-	117,117,117,117	0
84	MG	6	2131	1/1	0.87	0.16	-	89,89,89,89	0
84	MG	5	3912	1/1	0.92	0.28	-	45,45,45,45	0
84	MG	1	3785	1/1	0.85	0.26	-	73,73,73,73	0
84	MG	6	2054	1/1	0.96	0.14	-	76,76,76,76	0
84	MG	2	1970	1/1	0.98	0.18	-	105,105,105,105	0
84	MG	5	3758	1/1	0.98	0.25	-	65,65,65,65	0
84	MG	3	216	1/1	0.95	0.08	-	74,74,74,74	0
84	MG	6	2137	1/1	0.94	0.29	-	76,76,76,76	0
84	MG	1	3913	1/1	0.87	0.29	-	59,59,59,59	0
84	MG	8	210	1/1	0.94	0.18	-	96,96,96,96	0
84	MG	1	3707	1/1	0.79	0.37	-	59,59,59,59	0
84	MG	5	3861	1/1	0.83	0.34	-	63,63,63,63	0
84	MG	2	1954	1/1	0.71	0.29	-	106,106,106,106	0
84	MG	1	3481	1/1	0.69	0.79	-	73,73,73,73	0
84	MG	5	3935	1/1	0.85	0.28	-	52,52,52,52	0
84	MG	8	216	1/1	0.75	0.68	-	67,67,67,67	0
84	MG	2	1938	1/1	0.91	0.51	-	76,76,76,76	0
84	MG	6	2142	1/1	0.74	0.24	-	89,89,89,89	0
84	MG	5	4018	1/1	0.81	0.51	-	66,66,66,66	0
84	MG	1	3896	1/1	0.84	0.19	-	73,73,73,73	0
84	MG	2	2028	1/1	0.87	0.21	-	117,117,117,117	0
84	MG	2	1936	1/1	0.94	0.35	-	86,86,86,86	0
84	MG	1	3717	1/1	0.99	0.64	-	56,56,56,56	0
84	MG	1	3450	1/1	0.96	0.35	-	62,62,62,62	0
84	MG	1	3608	1/1	0.95	0.19	-	57,57,57,57	0
84	MG	6	2150	1/1	0.83	0.21	-	81,81,81,81	0

Continued on next page...

Continued from previous page...

Mol	Type	Chain	Res	Atoms	RSCC	RSR	LLDF	B-factors(\AA^2)	Q<0.9
84	MG	7	205	1/1	0.88	0.38	-	55,55,55,55	0
84	MG	1	3787	1/1	0.96	0.85	-	67,67,67,67	0
84	MG	5	4080	1/1	0.60	0.16	-	67,67,67,67	0
84	MG	5	3732	1/1	0.85	0.31	-	70,70,70,70	0
84	MG	1	3547	1/1	0.86	0.30	-	65,65,65,65	0
84	MG	1	3425	1/1	0.96	0.26	-	57,57,57,57	0
84	MG	5	4095	1/1	0.98	0.12	-	68,68,68,68	0
84	MG	1	3975	1/1	0.80	0.28	-	63,63,63,63	0
84	MG	8	206	1/1	0.81	0.25	-	81,81,81,81	0
84	MG	1	3636	1/1	0.51	0.22	-	104,104,104,104	0
84	MG	1	3956	1/1	0.91	0.25	-	71,71,71,71	0
84	MG	6	2082	1/1	0.95	0.26	-	67,67,67,67	0
84	MG	5	3558	1/1	0.70	0.46	-	60,60,60,60	0
84	MG	5	3834	1/1	0.89	0.32	-	60,60,60,60	0
84	MG	n1	202	1/1	0.90	0.26	-	61,61,61,61	0
84	MG	c3	204	1/1	0.64	0.14	-	107,107,107,107	0
84	MG	1	3643	1/1	0.91	0.17	-	67,67,67,67	0
84	MG	5	3419	1/1	0.81	0.37	-	49,49,49,49	0
84	MG	N0	203	1/1	0.83	0.09	-	80,80,80,80	0
84	MG	6	2025	1/1	0.91	0.17	-	81,81,81,81	1
84	MG	1	3552	1/1	0.90	0.14	-	84,84,84,84	0
84	MG	1	3901	1/1	0.89	0.20	-	74,74,74,74	0
84	MG	1	3854	1/1	0.72	0.31	-	60,60,60,60	0
84	MG	5	3472	1/1	0.98	0.17	-	57,57,57,57	0
84	MG	1	3515	1/1	0.78	1.16	-	64,64,64,64	0
84	MG	6	2076	1/1	0.97	0.21	-	64,64,64,64	0
84	MG	5	3839	1/1	0.83	0.25	-	68,68,68,68	0
84	MG	5	3780	1/1	0.75	0.30	-	64,64,64,64	0
84	MG	5	3512	1/1	0.84	0.36	-	56,56,56,56	0
84	MG	2	1909	1/1	0.95	0.45	-	94,94,94,94	0
84	MG	1	3984	1/1	0.84	0.32	-	65,65,65,65	0
84	MG	1	3829	1/1	0.79	0.53	-	71,71,71,71	0
84	MG	2	1945	1/1	0.97	0.31	-	87,87,87,87	0
84	MG	l3	409	1/1	0.90	0.22	-	70,70,70,70	0
84	MG	6	2106	1/1	0.57	0.58	-	91,91,91,91	0
84	MG	1	3648	1/1	0.92	0.30	-	57,57,57,57	0
84	MG	6	1947	1/1	0.86	0.42	-	64,64,64,64	0
84	MG	5	4046	1/1	0.75	0.43	-	67,67,67,67	0
84	MG	1	3702	1/1	0.90	0.63	-	64,64,64,64	0
84	MG	5	3757	1/1	0.95	0.09	-	64,64,64,64	0
84	MG	5	3609	1/1	0.84	0.20	-	87,87,87,87	0
84	MG	5	3522	1/1	0.98	0.22	-	42,42,42,42	0

Continued on next page...

Continued from previous page...

Mol	Type	Chain	Res	Atoms	RSCC	RSR	LLDF	B-factors(\AA^2)	Q<0.9
84	MG	6	1942	1/1	0.70	0.40	-	60,60,60,60	0
84	MG	1	3855	1/1	0.93	0.28	-	55,55,55,55	1
84	MG	1	3751	1/1	0.91	0.80	-	72,72,72,72	0
84	MG	5	3680	1/1	0.94	0.15	-	73,73,73,73	0
84	MG	5	3798	1/1	0.95	0.40	-	58,58,58,58	0
84	MG	1	3641	1/1	0.86	0.29	-	104,104,104,104	0
84	MG	5	4007	1/1	0.69	0.47	-	63,63,63,63	0
84	MG	2	1905	1/1	0.68	0.09	-	127,127,127,127	0
84	MG	2	2039	1/1	0.97	0.20	-	95,95,95,95	0
84	MG	1	3572	1/1	0.90	0.17	-	70,70,70,70	0
84	MG	5	4093	1/1	0.97	0.15	-	73,73,73,73	0
84	MG	5	3414	1/1	0.84	0.51	-	54,54,54,54	0
84	MG	1	3753	1/1	0.89	0.46	-	64,64,64,64	0
84	MG	6	2089	1/1	0.84	0.25	-	71,71,71,71	0
84	MG	5	4023	1/1	0.84	0.17	-	58,58,58,58	1
84	MG	N0	202	1/1	0.98	0.12	-	49,49,49,49	0
84	MG	6	2049	1/1	0.80	0.14	-	78,78,78,78	0
84	MG	5	3866	1/1	0.92	0.27	-	51,51,51,51	1
84	MG	1	3939	1/1	0.90	0.30	-	61,61,61,61	0
84	MG	1	3654	1/1	0.88	0.34	-	53,53,53,53	0
84	MG	1	3447	1/1	0.68	0.45	-	58,58,58,58	0
84	MG	1	3592	1/1	0.86	0.35	-	62,62,62,62	1
84	MG	7	228	1/1	0.87	0.27	-	73,73,73,73	0
84	MG	l3	404	1/1	0.99	0.27	-	42,42,42,42	0
84	MG	6	2126	1/1	0.91	0.33	-	92,92,92,92	0
84	MG	6	2123	1/1	0.84	0.59	-	142,142,142,142	0
84	MG	1	3483	1/1	0.56	0.59	-	68,68,68,68	0
84	MG	1	3778	1/1	0.96	0.39	-	61,61,61,61	0
84	MG	5	3841	1/1	0.83	0.25	-	61,61,61,61	0
84	MG	4	213	1/1	0.90	0.42	-	80,80,80,80	0
84	MG	6	2060	1/1	0.93	0.13	-	86,86,86,86	0
84	MG	5	3664	1/1	0.68	0.41	-	56,56,56,56	0
84	MG	1	3467	1/1	0.73	0.38	-	58,58,58,58	0
84	MG	5	3860	1/1	0.92	0.18	-	56,56,56,56	0
84	MG	6	1992	1/1	0.78	0.47	-	78,78,78,78	0
84	MG	5	3744	1/1	0.87	0.40	-	65,65,65,65	0
84	MG	1	3534	1/1	0.97	0.46	-	63,63,63,63	0
84	MG	2	1924	1/1	0.88	0.24	-	90,90,90,90	0
84	MG	5	3493	1/1	0.96	0.18	-	57,57,57,57	0
84	MG	5	3509	1/1	0.84	0.48	-	65,65,65,65	0
84	MG	1	3727	1/1	0.87	0.48	-	55,55,55,55	0
84	MG	1	3959	1/1	0.94	0.34	-	61,61,61,61	0

Continued on next page...

Continued from previous page...

Mol	Type	Chain	Res	Atoms	RSCC	RSR	LLDF	B-factors(\AA^2)	Q<0.9
84	MG	1	3970	1/1	0.88	0.42	-	50,50,50,50	0
84	MG	6	1926	1/1	0.95	0.24	-	75,75,75,75	0
84	MG	1	3861	1/1	0.94	0.30	-	58,58,58,58	0
84	MG	5	3735	1/1	0.93	0.13	-	64,64,64,64	0
84	MG	4	204	1/1	0.87	0.30	-	69,69,69,69	0
84	MG	n5	203	1/1	0.97	0.06	-	89,89,89,89	0
84	MG	2	1992	1/1	0.78	0.14	-	98,98,98,98	0
84	MG	5	3877	1/1	0.97	0.17	-	89,89,89,89	0
84	MG	5	3428	1/1	0.97	0.14	-	47,47,47,47	0
84	MG	5	4109	1/1	0.99	0.23	-	42,42,42,42	0
84	MG	7	202	1/1	0.97	0.23	-	52,52,52,52	0
84	MG	M5	302	1/1	0.84	0.32	-	58,58,58,58	0
84	MG	5	3875	1/1	0.90	0.39	-	80,80,80,80	0
84	MG	1	3746	1/1	0.77	0.39	-	69,69,69,69	0
84	MG	1	3718	1/1	0.84	0.26	-	60,60,60,60	0
84	MG	5	3442	1/1	0.79	0.45	-	53,53,53,53	0
84	MG	1	3908	1/1	0.84	0.36	-	60,60,60,60	0
84	MG	1	3733	1/1	0.91	0.61	-	80,80,80,80	0
84	MG	7	218	1/1	0.94	0.09	-	68,68,68,68	0
84	MG	4	206	1/1	0.60	0.53	-	60,60,60,60	0
84	MG	m3	204	1/1	0.89	0.35	-	59,59,59,59	0
84	MG	5	3620	1/1	0.89	0.13	-	65,65,65,65	0
84	MG	7	217	1/1	0.93	0.13	-	63,63,63,63	0
84	MG	5	3596	1/1	0.87	0.34	-	82,82,82,82	0
84	MG	5	3660	1/1	0.84	0.17	-	96,96,96,96	0
84	MG	1	3510	1/1	0.50	0.51	-	57,57,57,57	0
84	MG	5	3840	1/1	0.66	0.30	-	61,61,61,61	0
84	MG	5	3739	1/1	0.95	0.33	-	52,52,52,52	0
84	MG	8	218	1/1	0.90	0.32	-	84,84,84,84	0
84	MG	5	4060	1/1	0.82	0.32	-	68,68,68,68	0
84	MG	5	4141	1/1	0.84	0.29	-	62,62,62,62	0
84	MG	5	4067	1/1	0.86	0.24	-	76,76,76,76	0
84	MG	5	3563	1/1	0.76	0.46	-	55,55,55,55	0
84	MG	5	4090	1/1	0.95	0.39	-	60,60,60,60	0
84	MG	5	3821	1/1	0.89	0.26	-	53,53,53,53	0
84	MG	o3	202	1/1	0.92	0.22	-	70,70,70,70	0
84	MG	6	2006	1/1	0.92	0.39	-	63,63,63,63	0
84	MG	1	3834	1/1	0.84	0.71	-	70,70,70,70	0
84	MG	1	3947	1/1	0.98	0.48	-	79,79,79,79	0
84	MG	1	3716	1/1	0.99	0.32	-	66,66,66,66	0
84	MG	5	3978	1/1	0.90	0.37	-	51,51,51,51	0
84	MG	N1	202	1/1	0.71	0.34	-	98,98,98,98	0

Continued on next page...

Continued from previous page...

Mol	Type	Chain	Res	Atoms	RSCC	RSR	LLDF	B-factors(\AA^2)	Q<0.9
84	MG	m6	205	1/1	0.83	0.27	-	51,51,51,51	1
84	MG	3	210	1/1	0.81	0.22	-	65,65,65,65	0
84	MG	5	3648	1/1	0.93	0.17	-	65,65,65,65	0
84	MG	5	3525	1/1	0.90	0.17	-	51,51,51,51	1
84	MG	5	3796	1/1	0.92	0.10	-	67,67,67,67	0
84	MG	5	3593	1/1	0.76	0.50	-	68,68,68,68	0
84	MG	6	2115	1/1	0.82	0.12	-	93,93,93,93	0
84	MG	1	3872	1/1	0.91	0.31	-	73,73,73,73	0
84	MG	1	3455	1/1	0.88	0.42	-	70,70,70,70	0
84	MG	1	3935	1/1	0.83	0.27	-	68,68,68,68	0
84	MG	5	3431	1/1	0.89	0.33	-	53,53,53,53	0
84	MG	1	3747	1/1	0.86	0.23	-	71,71,71,71	0
84	MG	5	3771	1/1	0.96	0.14	-	77,77,77,77	0
84	MG	2	1956	1/1	0.84	0.38	-	72,72,72,72	0
84	MG	1	3661	1/1	0.89	0.26	-	78,78,78,78	0
84	MG	l9	201	1/1	0.93	0.18	-	53,53,53,53	0
84	MG	1	3475	1/1	0.98	0.30	-	60,60,60,60	0
84	MG	6	2101	1/1	0.87	0.34	-	82,82,82,82	0
84	MG	m6	208	1/1	0.66	0.50	-	56,56,56,56	0
84	MG	l5	305	1/1	0.77	0.08	-	77,77,77,77	0
84	MG	8	204	1/1	0.89	0.30	-	70,70,70,70	0
84	MG	5	3453	1/1	0.86	0.36	-	56,56,56,56	0
84	MG	5	3985	1/1	0.94	0.25	-	56,56,56,56	0
84	MG	5	3443	1/1	0.92	0.33	-	49,49,49,49	0
84	MG	5	3471	1/1	0.97	0.40	-	56,56,56,56	0
84	MG	5	3459	1/1	0.97	0.14	-	52,52,52,52	1
84	MG	6	2027	1/1	0.84	0.19	-	61,61,61,61	0
84	MG	5	3676	1/1	0.98	0.10	-	65,65,65,65	0
84	MG	O2	203	1/1	0.80	0.35	-	57,57,57,57	0
84	MG	6	1944	1/1	0.53	0.86	-	71,71,71,71	0
84	MG	8	219	1/1	0.79	0.38	-	90,90,90,90	0
84	MG	5	3564	1/1	0.78	0.47	-	59,59,59,59	0
84	MG	1	3750	1/1	0.94	0.57	-	70,70,70,70	0
84	MG	5	3851	1/1	0.98	0.20	-	54,54,54,54	0
84	MG	6	2156	1/1	0.92	0.43	-	77,77,77,77	0
84	MG	6	2143	1/1	0.94	0.26	-	104,104,104,104	0
84	MG	1	3798	1/1	0.90	0.36	-	60,60,60,60	0
84	MG	5	4037	1/1	0.92	0.17	-	77,77,77,77	0
84	MG	5	4146	1/1	0.86	0.22	-	63,63,63,63	0
84	MG	1	3418	1/1	0.82	0.57	-	65,65,65,65	0
84	MG	5	4019	1/1	0.81	0.63	-	66,66,66,66	0
84	MG	1	3800	1/1	0.81	0.52	-	67,67,67,67	0

Continued on next page...

Continued from previous page...

Mol	Type	Chain	Res	Atoms	RSCC	RSR	LLDF	B-factors(\AA^2)	Q<0.9
84	MG	1	3813	1/1	0.86	0.29	-	80,80,80,80	0
84	MG	5	3948	1/1	0.71	0.65	-	58,58,58,58	0
84	MG	6	2064	1/1	0.76	0.15	-	126,126,126,126	0
84	MG	1	3863	1/1	0.85	0.29	-	74,74,74,74	0
84	MG	3	204	1/1	0.94	0.15	-	85,85,85,85	0
84	MG	6	1903	1/1	0.68	0.77	-	67,67,67,67	0
84	MG	8	201	1/1	0.75	0.42	-	81,81,81,81	0
84	MG	1	3934	1/1	0.70	0.48	-	65,65,65,65	0
84	MG	5	3717	1/1	0.97	0.32	-	52,52,52,52	0
84	MG	o3	201	1/1	0.87	0.23	-	56,56,56,56	0
84	MG	2	2009	1/1	0.85	0.19	-	117,117,117,117	0
84	MG	D3	201	1/1	0.79	0.32	-	72,72,72,72	0
84	MG	5	3814	1/1	0.95	0.13	-	48,48,48,48	0
84	MG	1	3932	1/1	0.79	0.69	-	71,71,71,71	0
84	MG	2	2015	1/1	0.64	0.59	-	84,84,84,84	0
84	MG	5	3760	1/1	0.92	0.29	-	59,59,59,59	0
84	MG	1	3538	1/1	0.90	0.35	-	64,64,64,64	0
84	MG	5	4025	1/1	0.93	0.18	-	55,55,55,55	0
84	MG	5	3552	1/1	0.81	0.52	-	68,68,68,68	0
84	MG	6	2104	1/1	0.96	0.11	-	89,89,89,89	0
84	MG	5	4087	1/1	0.92	0.28	-	52,52,52,52	0
84	MG	5	3650	1/1	0.85	0.51	-	80,80,80,80	0
84	MG	5	3736	1/1	0.89	0.43	-	59,59,59,59	0
84	MG	1	3857	1/1	0.97	0.44	-	47,47,47,47	0
84	MG	m7	206	1/1	0.94	0.36	-	55,55,55,55	0
84	MG	1	3890	1/1	0.92	0.39	-	50,50,50,50	0
84	MG	2	1917	1/1	0.87	0.22	-	88,88,88,88	0
84	MG	1	3410	1/1	0.94	0.55	-	56,56,56,56	0
84	MG	n0	206	1/1	0.85	0.44	-	48,48,48,48	0
84	MG	1	3681	1/1	0.75	0.36	-	62,62,62,62	0
84	MG	5	3779	1/1	0.90	0.38	-	67,67,67,67	0
84	MG	6	2102	1/1	0.89	0.29	-	80,80,80,80	0
84	MG	5	4014	1/1	0.88	0.32	-	62,62,62,62	0
84	MG	5	3809	1/1	0.87	0.20	-	60,60,60,60	0
84	MG	1	3847	1/1	0.79	0.51	-	53,53,53,53	0
84	MG	6	2161	1/1	0.73	0.27	-	75,75,75,75	0
84	MG	5	3716	1/1	0.95	0.57	-	62,62,62,62	0
84	MG	5	3523	1/1	0.87	0.34	-	55,55,55,55	0
84	MG	6	2145	1/1	0.85	0.20	-	77,77,77,77	0
84	MG	5	3549	1/1	0.92	0.41	-	63,63,63,63	0
84	MG	6	2111	1/1	0.80	0.19	-	113,113,113,113	0
84	MG	1	3462	1/1	0.89	0.21	-	54,54,54,54	1

Continued on next page...

Continued from previous page...

Mol	Type	Chain	Res	Atoms	RSCC	RSR	LLDF	B-factors(\AA^2)	Q<0.9
84	MG	6	1983	1/1	0.70	0.18	-	100,100,100,100	0
84	MG	1	3719	1/1	0.95	0.25	-	55,55,55,55	0
84	MG	5	3786	1/1	0.82	0.38	-	43,43,43,43	0
84	MG	5	3422	1/1	0.98	0.27	-	49,49,49,49	0
84	MG	5	3636	1/1	0.94	0.41	-	53,53,53,53	0
84	MG	6	2148	1/1	0.69	0.26	-	78,78,78,78	0
84	MG	1	3881	1/1	0.80	0.18	-	78,78,78,78	0
84	MG	N0	201	1/1	0.69	0.35	-	67,67,67,67	0
84	MG	7	230	1/1	0.82	0.45	-	75,75,75,75	0
84	MG	6	1968	1/1	0.66	0.54	-	65,65,65,65	0
84	MG	6	1920	1/1	0.75	0.23	-	81,81,81,81	0
84	MG	5	3674	1/1	0.86	0.45	-	65,65,65,65	0
84	MG	S3	301	1/1	0.97	0.14	-	100,100,100,100	0
84	MG	1	3816	1/1	0.63	0.46	-	78,78,78,78	0
84	MG	5	3627	1/1	0.86	0.32	-	53,53,53,53	1
84	MG	5	4116	1/1	0.85	0.13	-	82,82,82,82	0
84	MG	S4	301	1/1	0.66	0.20	-	120,120,120,120	0
84	MG	1	3519	1/1	0.95	0.35	-	70,70,70,70	0
84	MG	4	221	1/1	0.52	0.45	-	75,75,75,75	0
84	MG	1	3911	1/1	0.90	0.41	-	56,56,56,56	0
84	MG	1	3880	1/1	0.79	0.45	-	73,73,73,73	0
84	MG	5	3972	1/1	0.86	0.45	-	60,60,60,60	0
84	MG	5	4072	1/1	0.83	0.09	-	109,109,109,109	0
84	MG	5	3432	1/1	0.95	0.19	-	54,54,54,54	0
84	MG	5	3723	1/1	0.88	0.25	-	74,74,74,74	0
84	MG	5	4061	1/1	0.96	0.38	-	68,68,68,68	0
84	MG	L4	403	1/1	0.92	0.22	-	55,55,55,55	0
84	MG	5	3755	1/1	0.76	0.44	-	59,59,59,59	0
84	MG	1	3426	1/1	0.75	0.32	-	45,45,45,45	0
84	MG	L4	404	1/1	0.90	0.59	-	59,59,59,59	0
84	MG	1	3693	1/1	0.94	0.27	-	64,64,64,64	0
84	MG	1	3973	1/1	0.88	0.35	-	64,64,64,64	0
84	MG	1	3877	1/1	0.89	0.31	-	68,68,68,68	0
84	MG	M8	201	1/1	0.72	0.23	-	67,67,67,67	0
84	MG	5	3651	1/1	0.75	0.38	-	77,77,77,77	0
84	MG	l8	301	1/1	0.66	0.45	-	99,99,99,99	0
84	MG	6	2122	1/1	0.98	0.30	-	96,96,96,96	0
84	MG	2	1966	1/1	0.64	0.28	-	106,106,106,106	0
84	MG	5	3936	1/1	0.71	0.45	-	55,55,55,55	0
84	MG	5	4114	1/1	0.80	0.20	-	83,83,83,83	0
84	MG	Q2	504	1/1	0.75	0.37	-	59,59,59,59	0
84	MG	1	3765	1/1	0.96	0.29	-	61,61,61,61	0

Continued on next page...

Continued from previous page...

Mol	Type	Chain	Res	Atoms	RSCC	RSR	LLDF	B-factors(\AA^2)	Q<0.9
84	MG	5	3665	1/1	0.94	0.54	-	56,56,56,56	0
84	MG	5	3925	1/1	0.87	0.31	-	53,53,53,53	0
84	MG	1	3494	1/1	0.82	0.40	-	81,81,81,81	0
84	MG	6	1918	1/1	0.68	0.22	-	84,84,84,84	0
84	MG	1	3810	1/1	0.81	0.27	-	70,70,70,70	0
84	MG	5	3652	1/1	0.95	0.19	-	76,76,76,76	0
84	MG	6	2094	1/1	0.84	0.30	-	69,69,69,69	0
84	MG	5	4027	1/1	0.83	0.54	-	50,50,50,50	0
84	MG	2	1933	1/1	0.94	0.16	-	88,88,88,88	0
84	MG	3	201	1/1	0.98	0.13	-	81,81,81,81	0
84	MG	5	3898	1/1	0.98	0.20	-	56,56,56,56	0
84	MG	1	3568	1/1	0.92	0.14	-	83,83,83,83	0
84	MG	5	3672	1/1	0.93	0.46	-	67,67,67,67	0
84	MG	1	3404	1/1	0.97	0.34	-	53,53,53,53	0
84	MG	5	3983	1/1	0.93	0.21	-	50,50,50,50	0
84	MG	5	3481	1/1	0.98	0.32	-	49,49,49,49	0
84	MG	5	3595	1/1	0.93	0.17	-	74,74,74,74	0
84	MG	6	2041	1/1	0.91	0.16	-	73,73,73,73	0
84	MG	2	1978	1/1	0.77	0.50	-	64,64,64,64	0
84	MG	N8	203	1/1	0.81	0.44	-	63,63,63,63	0
84	MG	S1	301	1/1	0.87	0.27	-	94,94,94,94	0
84	MG	1	3625	1/1	0.87	0.17	-	71,71,71,71	0
84	MG	1	3805	1/1	0.78	0.32	-	74,74,74,74	0
84	MG	c8	202	1/1	0.90	0.19	-	75,75,75,75	0
84	MG	1	3639	1/1	0.64	0.30	-	96,96,96,96	0
84	MG	7	206	1/1	0.97	0.12	-	62,62,62,62	0
84	MG	1	3546	1/1	0.88	0.27	-	63,63,63,63	0
84	MG	1	3726	1/1	0.61	0.47	-	69,69,69,69	0
84	MG	5	3734	1/1	0.92	0.17	-	67,67,67,67	0
84	MG	1	3775	1/1	0.87	0.36	-	62,62,62,62	0
84	MG	1	3700	1/1	0.85	0.91	-	52,52,52,52	0
84	MG	5	4041	1/1	0.77	0.30	-	79,79,79,79	0
84	MG	5	3489	1/1	0.98	0.16	-	55,55,55,55	0
84	MG	n9	101	1/1	0.84	0.44	-	49,49,49,49	0
84	MG	6	2036	1/1	0.93	0.09	-	83,83,83,83	0
84	MG	5	4091	1/1	0.96	0.40	-	68,68,68,68	0
84	MG	1	3582	1/1	0.87	0.28	-	65,65,65,65	0
84	MG	2	1973	1/1	0.95	0.20	-	96,96,96,96	0
84	MG	1	3492	1/1	0.83	0.38	-	80,80,80,80	0
84	MG	5	3654	1/1	0.50	0.39	-	79,79,79,79	0
84	MG	6	2068	1/1	0.88	0.14	-	83,83,83,83	0
84	MG	5	3924	1/1	0.85	0.30	-	56,56,56,56	0

Continued on next page...

Continued from previous page...

Mol	Type	Chain	Res	Atoms	RSCC	RSR	LLDF	B-factors(\AA^2)	Q<0.9
84	MG	5	3484	1/1	0.87	0.47	-	74,74,74,74	0
84	MG	5	3640	1/1	0.97	0.42	-	41,41,41,41	0
84	MG	N4	201	1/1	0.78	0.40	-	70,70,70,70	0
84	MG	1	3618	1/1	0.90	0.61	-	58,58,58,58	1
84	MG	1	3623	1/1	0.84	0.35	-	68,68,68,68	0
84	MG	5	3747	1/1	0.90	0.24	-	46,46,46,46	0
84	MG	5	3704	1/1	0.70	0.38	-	77,77,77,77	0
84	MG	6	1970	1/1	0.93	0.35	-	63,63,63,63	0
84	MG	1	3413	1/1	0.85	0.21	-	55,55,55,55	1
84	MG	6	1982	1/1	0.92	0.21	-	104,104,104,104	0
84	MG	l5	306	1/1	0.87	0.13	-	70,70,70,70	0
84	MG	5	4049	1/1	0.64	0.20	-	79,79,79,79	0
84	MG	6	1931	1/1	0.98	0.31	-	67,67,67,67	0
84	MG	q3	502	1/1	0.92	0.39	-	68,68,68,68	0
84	MG	1	3635	1/1	0.94	0.09	-	117,117,117,117	0
84	MG	4	207	1/1	0.96	0.24	-	59,59,59,59	0
84	MG	5	3629	1/1	0.88	0.33	-	60,60,60,60	0
84	MG	1	3807	1/1	0.83	0.46	-	77,77,77,77	0
84	MG	5	3984	1/1	0.63	0.49	-	62,62,62,62	0
84	MG	2	2018	1/1	0.83	0.10	-	135,135,135,135	0
84	MG	1	3658	1/1	0.66	0.37	-	70,70,70,70	0
84	MG	8	209	1/1	0.68	0.23	-	80,80,80,80	0
84	MG	2	1999	1/1	0.92	0.63	-	73,73,73,73	0
84	MG	5	3588	1/1	0.79	0.94	-	62,62,62,62	0
84	MG	1	3569	1/1	0.86	0.16	-	75,75,75,75	0
84	MG	5	3433	1/1	0.90	0.38	-	48,48,48,48	0
84	MG	6	2112	1/1	0.91	0.26	-	81,81,81,81	0
84	MG	5	3721	1/1	0.94	0.21	-	65,65,65,65	0
84	MG	6	1985	1/1	0.93	0.14	-	92,92,92,92	0
84	MG	5	3539	1/1	0.94	0.49	-	54,54,54,54	0
84	MG	1	3729	1/1	0.97	0.21	-	72,72,72,72	0
84	MG	6	2154	1/1	0.84	0.15	-	78,78,78,78	0
84	MG	1	3870	1/1	0.97	0.21	-	58,58,58,58	0
84	MG	2	1962	1/1	0.90	0.19	-	100,100,100,100	0
84	MG	5	4033	1/1	0.76	0.13	-	74,74,74,74	0
84	MG	5	3687	1/1	0.93	0.40	-	69,69,69,69	0
84	MG	L2	302	1/1	0.93	0.46	-	43,43,43,43	0
84	MG	5	3475	1/1	0.95	0.17	-	64,64,64,64	0
84	MG	7	204	1/1	0.97	0.28	-	54,54,54,54	0
84	MG	5	3867	1/1	0.72	0.39	-	55,55,55,55	0
84	MG	5	4085	1/1	0.81	0.16	-	79,79,79,79	0
84	MG	5	3583	1/1	0.80	0.59	-	59,59,59,59	0

Continued on next page...

Continued from previous page...

Mol	Type	Chain	Res	Atoms	RSCC	RSR	LLDF	B-factors(\AA^2)	Q<0.9
84	MG	5	3789	1/1	0.96	0.35	-	48,48,48,48	0
84	MG	2	1965	1/1	0.62	0.32	-	91,91,91,91	0
84	MG	5	3829	1/1	0.89	0.20	-	57,57,57,57	0
84	MG	5	3477	1/1	0.85	0.42	-	60,60,60,60	0
84	MG	5	3989	1/1	0.97	0.28	-	47,47,47,47	0
84	MG	6	1907	1/1	0.94	0.21	-	69,69,69,69	0
84	MG	1	3791	1/1	0.86	0.18	-	83,83,83,83	0
84	MG	l9	206	1/1	0.81	0.32	-	68,68,68,68	0
84	MG	Q1	101	1/1	0.97	0.25	-	83,83,83,83	0
84	MG	O7	102	1/1	0.76	0.39	-	61,61,61,61	0
84	MG	1	3628	1/1	0.42	0.69	-	80,80,80,80	0
84	MG	1	3497	1/1	0.94	0.22	-	73,73,73,73	0
84	MG	6	1978	1/1	0.91	0.13	-	93,93,93,93	0
84	MG	3	209	1/1	0.86	0.18	-	70,70,70,70	0
84	MG	2	2005	1/1	0.87	0.16	-	83,83,83,83	0
84	MG	1	3490	1/1	0.60	0.16	-	80,80,80,80	0
84	MG	6	1912	1/1	0.84	0.13	-	95,95,95,95	0
84	MG	5	3976	1/1	0.92	0.20	-	68,68,68,68	0
84	MG	6	1995	1/1	0.92	0.11	-	117,117,117,117	0
84	MG	1	3910	1/1	0.88	0.64	-	56,56,56,56	0
84	MG	2	1944	1/1	0.91	0.72	-	87,87,87,87	0
84	MG	1	3988	1/1	0.89	0.23	-	53,53,53,53	0
84	MG	5	4111	1/1	0.91	0.43	-	46,46,46,46	0
84	MG	1	3953	1/1	0.79	0.30	-	72,72,72,72	0
84	MG	1	3703	1/1	0.86	0.47	-	65,65,65,65	0
84	MG	5	3873	1/1	0.88	0.27	-	71,71,71,71	0
84	MG	1	3781	1/1	0.91	0.33	-	69,69,69,69	1
84	MG	5	4002	1/1	0.87	0.22	-	64,64,64,64	0
84	MG	6	2125	1/1	0.84	0.23	-	71,71,71,71	0
84	MG	4	210	1/1	0.75	0.15	-	90,90,90,90	0
84	MG	m4	201	1/1	0.69	0.21	-	69,69,69,69	1
84	MG	q2	502	1/1	0.76	0.27	-	63,63,63,63	0
84	MG	7	225	1/1	0.78	0.20	-	71,71,71,71	0
84	MG	5	4020	1/1	0.85	0.34	-	72,72,72,72	0
84	MG	1	3782	1/1	0.73	0.74	-	69,69,69,69	0
84	MG	1	3706	1/1	0.93	0.26	-	51,51,51,51	0
84	MG	2	1951	1/1	0.87	0.70	-	95,95,95,95	0
84	MG	5	3554	1/1	0.90	0.22	-	60,60,60,60	0
84	MG	5	3975	1/1	0.65	0.57	-	71,71,71,71	0
84	MG	5	4124	1/1	0.99	0.22	-	50,50,50,50	0
84	MG	s0	301	1/1	0.83	0.16	-	103,103,103,103	0
84	MG	1	3554	1/1	0.84	0.21	-	67,67,67,67	0

Continued on next page...

Continued from previous page...

Mol	Type	Chain	Res	Atoms	RSCC	RSR	LLDF	B-factors(\AA^2)	Q<0.9
84	MG	1	3892	1/1	0.95	0.23	-	64,64,64,64	0
84	MG	1	3543	1/1	0.84	0.64	-	51,51,51,51	0
84	MG	5	3421	1/1	0.93	0.20	-	51,51,51,51	0
84	MG	5	4030	1/1	0.60	0.50	-	99,99,99,99	0
84	MG	2	2026	1/1	0.79	0.22	-	126,126,126,126	0
84	MG	1	3679	1/1	0.98	0.18	-	68,68,68,68	0
84	MG	5	3931	1/1	0.94	0.51	-	44,44,44,44	0
84	MG	5	3804	1/1	0.90	0.06	-	73,73,73,73	1
84	MG	1	3884	1/1	0.84	0.22	-	80,80,80,80	0
84	MG	7	229	1/1	0.85	0.27	-	72,72,72,72	0
84	MG	1	3578	1/1	0.76	0.21	-	78,78,78,78	0
84	MG	6	2100	1/1	0.72	0.28	-	84,84,84,84	0
84	MG	5	3642	1/1	0.90	0.47	-	52,52,52,52	0
84	MG	5	3946	1/1	0.81	0.69	-	64,64,64,64	0
84	MG	5	3586	1/1	0.92	0.42	-	55,55,55,55	0
84	MG	2	2029	1/1	0.87	0.18	-	110,110,110,110	0
84	MG	5	3514	1/1	0.95	0.26	-	65,65,65,65	0
84	MG	6	1977	1/1	0.74	0.27	-	103,103,103,103	0
84	MG	d1	101	1/1	0.66	0.40	-	93,93,93,93	0
84	MG	5	4078	1/1	0.81	0.25	-	67,67,67,67	0
84	MG	2	1953	1/1	0.75	0.33	-	96,96,96,96	0
84	MG	1	3468	1/1	0.86	0.45	-	61,61,61,61	0
84	MG	1	3725	1/1	0.98	0.26	-	62,62,62,62	0
84	MG	3	212	1/1	0.83	0.33	-	64,64,64,64	0
84	MG	1	3757	1/1	0.90	0.56	-	62,62,62,62	0
84	MG	2	2042	1/1	0.84	0.17	-	101,101,101,101	0
84	MG	2	1946	1/1	0.88	0.56	-	80,80,80,80	0
84	MG	5	3878	1/1	0.79	0.47	-	79,79,79,79	0
84	MG	N1	201	1/1	0.82	0.29	-	68,68,68,68	0
84	MG	M3	201	1/1	0.95	0.16	-	65,65,65,65	0
84	MG	1	3477	1/1	0.82	0.38	-	51,51,51,51	0
84	MG	1	3541	1/1	0.79	0.32	-	58,58,58,58	0
84	MG	5	4107	1/1	0.91	0.27	-	59,59,59,59	0
84	MG	1	3741	1/1	0.77	0.34	-	80,80,80,80	0
84	MG	1	3777	1/1	0.93	0.61	-	62,62,62,62	0
84	MG	5	3542	1/1	0.78	0.42	-	54,54,54,54	0
84	MG	5	4125	1/1	0.85	0.44	-	55,55,55,55	0
84	MG	1	3903	1/1	0.86	0.23	-	80,80,80,80	0
84	MG	5	3644	1/1	0.92	0.26	-	64,64,64,64	0
84	MG	5	3754	1/1	0.83	0.46	-	69,69,69,69	0
84	MG	6	2157	1/1	0.92	0.24	-	63,63,63,63	0
84	MG	1	3705	1/1	0.92	0.25	-	59,59,59,59	0

Continued on next page...

Continued from previous page...

Mol	Type	Chain	Res	Atoms	RSCC	RSR	LLDF	B-factors(\AA^2)	Q<0.9
84	MG	6	2093	1/1	0.88	0.26	-	75,75,75,75	0
84	MG	6	1969	1/1	0.94	0.15	-	69,69,69,69	1
84	MG	5	3598	1/1	0.84	0.56	-	84,84,84,84	0
84	MG	5	3538	1/1	0.95	0.27	-	52,52,52,52	0
84	MG	5	3436	1/1	0.94	0.22	-	66,66,66,66	0
84	MG	q2	505	1/1	0.92	0.26	-	63,63,63,63	0
84	MG	n0	204	1/1	0.69	0.28	-	57,57,57,57	0
84	MG	1	3640	1/1	0.94	0.19	-	100,100,100,100	0
84	MG	1	3563	1/1	0.90	0.14	-	76,76,76,76	0
84	MG	1	3665	1/1	0.78	0.22	-	67,67,67,67	0
84	MG	5	3670	1/1	0.98	0.30	-	63,63,63,63	0
84	MG	5	3741	1/1	0.87	0.45	-	58,58,58,58	0
84	MG	2	2037	1/1	0.74	0.35	-	99,99,99,99	0
84	MG	5	4081	1/1	0.93	0.08	-	79,79,79,79	0
84	MG	5	3649	1/1	0.86	0.14	-	63,63,63,63	1
84	MG	6	1902	1/1	0.90	0.34	-	51,51,51,51	0
84	MG	1	3788	1/1	0.68	0.19	-	76,76,76,76	1
84	MG	5	3853	1/1	0.95	0.15	-	58,58,58,58	0
84	MG	n3	202	1/1	0.95	0.51	-	62,62,62,62	1
84	MG	5	3494	1/1	0.86	0.23	-	59,59,59,59	0
84	MG	6	1910	1/1	0.92	0.29	-	60,60,60,60	0
84	MG	5	3548	1/1	0.98	0.33	-	60,60,60,60	0
84	MG	5	3991	1/1	0.91	0.59	-	57,57,57,57	0
84	MG	1	3936	1/1	0.82	0.38	-	67,67,67,67	0
84	MG	1	3808	1/1	0.89	0.24	-	71,71,71,71	0
84	MG	6	2016	1/1	0.91	0.17	-	79,79,79,79	0
84	MG	5	3749	1/1	0.87	0.39	-	77,77,77,77	0
84	MG	1	3818	1/1	0.65	0.54	-	88,88,88,88	0
84	MG	5	3824	1/1	0.97	0.15	-	58,58,58,58	0
84	MG	m7	203	1/1	0.86	0.38	-	63,63,63,63	0
84	MG	7	220	1/1	0.93	0.21	-	66,66,66,66	0
84	MG	5	3961	1/1	0.91	0.33	-	53,53,53,53	0
84	MG	5	3616	1/1	0.83	0.17	-	82,82,82,82	0
84	MG	1	3830	1/1	0.93	0.51	-	72,72,72,72	0
84	MG	6	2007	1/1	0.93	0.35	-	61,61,61,61	0
84	MG	L8	301	1/1	0.82	0.18	-	103,103,103,103	0
84	MG	6	2075	1/1	0.91	0.28	-	61,61,61,61	0
84	MG	1	3796	1/1	0.97	0.18	-	60,60,60,60	0
84	MG	1	3759	1/1	0.43	0.82	-	73,73,73,73	0
84	MG	7	226	1/1	0.90	0.14	-	72,72,72,72	0
84	MG	1	3711	1/1	0.78	0.19	-	84,84,84,84	0
84	MG	1	3893	1/1	0.75	0.30	-	57,57,57,57	0

Continued on next page...

Continued from previous page...

Mol	Type	Chain	Res	Atoms	RSCC	RSR	LLDF	B-factors(\AA^2)	Q<0.9
84	MG	1	3511	1/1	0.98	0.40	-	59,59,59,59	0
84	MG	5	4039	1/1	0.92	0.22	-	77,77,77,77	0
84	MG	5	3844	1/1	0.90	0.28	-	52,52,52,52	0
84	MG	6	2052	1/1	0.95	0.11	-	73,73,73,73	0
84	MG	5	3728	1/1	0.82	0.21	-	51,51,51,51	0
84	MG	6	1967	1/1	0.57	0.85	-	74,74,74,74	0
84	MG	2	1934	1/1	0.94	0.29	-	87,87,87,87	0
84	MG	l2	303	1/1	0.76	0.36	-	72,72,72,72	0
84	MG	6	2147	1/1	0.88	0.18	-	78,78,78,78	0
84	MG	2	1906	1/1	0.67	0.40	-	86,86,86,86	0
84	MG	c3	202	1/1	0.86	0.29	-	87,87,87,87	0
84	MG	2	1941	1/1	0.87	0.37	-	60,60,60,60	0
84	MG	5	3527	1/1	0.90	0.59	-	53,53,53,53	0
84	MG	2	2021	1/1	0.96	0.40	-	90,90,90,90	0
84	MG	5	3529	1/1	0.91	0.35	-	47,47,47,47	0
84	MG	1	3683	1/1	0.88	0.29	-	64,64,64,64	0
84	MG	5	4000	1/1	0.95	0.27	-	45,45,45,45	0
84	MG	2	2020	1/1	0.84	0.21	-	111,111,111,111	0
84	MG	8	202	1/1	0.74	0.19	-	90,90,90,90	0
84	MG	c3	205	1/1	0.89	0.28	-	84,84,84,84	0
84	MG	5	3967	1/1	0.80	0.62	-	71,71,71,71	0
84	MG	1	3463	1/1	0.93	0.28	-	52,52,52,52	0
84	MG	3	217	1/1	0.88	0.13	-	100,100,100,100	0
84	MG	5	4122	1/1	0.95	0.17	-	89,89,89,89	0
84	MG	6	2001	1/1	0.92	0.36	-	79,79,79,79	0
84	MG	5	3614	1/1	0.91	0.21	-	81,81,81,81	0
84	MG	1	3822	1/1	0.84	0.30	-	86,86,86,86	0
84	MG	1	3646	1/1	0.99	0.22	-	52,52,52,52	0
84	MG	5	3997	1/1	0.96	0.16	-	50,50,50,50	0
84	MG	6	1971	1/1	0.84	0.36	-	73,73,73,73	0
84	MG	1	3591	1/1	0.98	0.41	-	46,46,46,46	0
84	MG	6	1956	1/1	0.96	0.33	-	69,69,69,69	0
84	MG	1	3948	1/1	0.75	0.51	-	82,82,82,82	0
84	MG	5	3581	1/1	0.87	0.44	-	53,53,53,53	0
84	MG	5	4010	1/1	0.91	0.33	-	53,53,53,53	0
84	MG	5	4071	1/1	0.68	0.13	-	103,103,103,103	0
84	MG	5	4118	1/1	0.84	0.17	-	87,87,87,87	0
84	MG	1	3453	1/1	0.96	0.09	-	70,70,70,70	0
84	MG	M3	204	1/1	0.84	0.29	-	69,69,69,69	0
84	MG	6	2092	1/1	0.91	0.21	-	66,66,66,66	0
84	MG	m8	201	1/1	0.85	0.28	-	55,55,55,55	0
84	MG	6	2011	1/1	0.91	0.29	-	68,68,68,68	0

Continued on next page...

Continued from previous page...

Mol	Type	Chain	Res	Atoms	RSCC	RSR	LLDF	B-factors(\AA^2)	Q<0.9
84	MG	1	3979	1/1	0.86	0.19	-	69,69,69,69	0
84	MG	l3	406	1/1	0.79	0.44	-	63,63,63,63	0
84	MG	6	1932	1/1	0.97	0.34	-	62,62,62,62	0
84	MG	5	3870	1/1	0.92	0.37	-	54,54,54,54	0
84	MG	5	3883	1/1	0.93	0.23	-	67,67,67,67	0
84	MG	5	4140	1/1	0.85	0.34	-	57,57,57,57	0
84	MG	7	213	1/1	0.94	0.17	-	71,71,71,71	0
84	MG	5	3669	1/1	0.98	0.23	-	63,63,63,63	0
84	MG	2	1904	1/1	0.91	0.27	-	91,91,91,91	0
84	MG	5	3761	1/1	0.98	0.34	-	69,69,69,69	0
84	MG	5	3626	1/1	0.97	0.28	-	52,52,52,52	0
84	MG	6	2107	1/1	0.62	0.46	-	90,90,90,90	0
84	MG	S2	301	1/1	0.44	0.55	-	107,107,107,107	0
84	MG	5	3504	1/1	0.92	0.18	-	54,54,54,54	0
84	MG	5	3894	1/1	0.86	0.51	-	72,72,72,72	0
84	MG	5	3684	1/1	0.94	0.12	-	79,79,79,79	0
84	MG	5	3823	1/1	0.84	0.20	-	57,57,57,57	1
84	MG	5	3556	1/1	0.95	0.49	-	57,57,57,57	0
84	MG	1	3431	1/1	0.86	0.35	-	56,56,56,56	0
84	MG	5	4074	1/1	0.83	0.08	-	105,105,105,105	0
84	MG	5	3805	1/1	0.78	0.15	-	75,75,75,75	0
84	MG	2	2035	1/1	0.82	0.27	-	101,101,101,101	0
84	MG	5	3846	1/1	0.89	0.21	-	55,55,55,55	0
84	MG	6	2088	1/1	0.93	0.38	-	83,83,83,83	0
84	MG	5	3553	1/1	0.91	0.39	-	59,59,59,59	0
84	MG	1	3550	1/1	0.90	0.24	-	69,69,69,69	0
84	MG	1	3972	1/1	0.83	0.20	-	65,65,65,65	0
84	MG	5	3785	1/1	0.91	0.38	-	51,51,51,51	0
84	MG	1	3642	1/1	0.90	0.25	-	71,71,71,71	0
84	MG	1	3797	1/1	0.95	0.54	-	56,56,56,56	0
84	MG	2	1929	1/1	0.59	0.60	-	88,88,88,88	0
84	MG	5	3519	1/1	0.93	0.33	-	42,42,42,42	0
84	MG	5	3791	1/1	0.93	0.33	-	54,54,54,54	0
84	MG	1	3976	1/1	0.82	0.23	-	71,71,71,71	0
84	MG	7	212	1/1	0.89	0.26	-	65,65,65,65	0
84	MG	5	4103	1/1	0.93	0.20	-	50,50,50,50	0
84	MG	5	3499	1/1	0.99	0.15	-	53,53,53,53	0
84	MG	1	3627	1/1	0.70	0.44	-	81,81,81,81	0
84	MG	5	3675	1/1	0.76	0.25	-	67,67,67,67	0
84	MG	s6	301	1/1	0.82	0.28	-	78,78,78,78	0
84	MG	5	3772	1/1	0.81	0.32	-	128,128,128,128	0
84	MG	5	3885	1/1	0.98	0.20	-	65,65,65,65	0

Continued on next page...

Continued from previous page...

Mol	Type	Chain	Res	Atoms	RSCC	RSR	LLDF	B-factors(\AA^2)	Q<0.9
84	MG	5	3990	1/1	0.89	0.34	-	47,47,47,47	0
84	MG	5	3775	1/1	0.76	0.45	-	120,120,120,120	0
84	MG	1	3895	1/1	0.97	0.18	-	66,66,66,66	0
84	MG	7	221	1/1	0.93	0.09	-	75,75,75,75	0
84	MG	1	3971	1/1	0.93	0.40	-	56,56,56,56	0
84	MG	5	3847	1/1	0.97	0.31	-	45,45,45,45	0
84	MG	1	3871	1/1	0.94	0.14	-	73,73,73,73	0
84	MG	7	208	1/1	0.95	0.11	-	65,65,65,65	0
84	MG	5	3892	1/1	0.91	0.80	-	68,68,68,68	0
84	MG	5	3458	1/1	0.80	0.29	-	57,57,57,57	0
84	MG	n8	203	1/1	0.90	0.20	-	70,70,70,70	0
84	MG	6	1974	1/1	0.75	0.17	-	90,90,90,90	0
84	MG	1	3589	1/1	0.96	0.09	-	55,55,55,55	0
84	MG	5	4005	1/1	0.97	0.21	-	58,58,58,58	0
84	MG	l2	304	1/1	0.72	0.39	-	76,76,76,76	0
84	MG	5	3838	1/1	0.78	0.31	-	57,57,57,57	0
84	MG	n0	201	1/1	0.87	0.16	-	68,68,68,68	0
84	MG	2	1914	1/1	0.84	0.51	-	83,83,83,83	0
84	MG	6	1946	1/1	0.91	0.14	-	70,70,70,70	0
84	MG	6	1913	1/1	0.79	0.15	-	107,107,107,107	0
84	MG	5	3612	1/1	0.94	0.20	-	80,80,80,80	0
84	MG	5	3600	1/1	0.93	0.21	-	92,92,92,92	0
84	MG	5	4077	1/1	0.84	0.26	-	70,70,70,70	0
84	MG	2	1967	1/1	0.82	0.35	-	90,90,90,90	0
84	MG	5	3971	1/1	0.89	0.84	-	72,72,72,72	0
84	MG	1	3570	1/1	0.88	0.34	-	71,71,71,71	0
84	MG	2	2038	1/1	0.86	0.12	-	117,117,117,117	0
84	MG	L2	303	1/1	0.68	0.27	-	88,88,88,88	0
84	MG	d7	102	1/1	0.64	0.40	-	78,78,78,78	0
84	MG	5	3933	1/1	0.90	0.34	-	55,55,55,55	0
84	MG	2	1991	1/1	0.83	0.15	-	103,103,103,103	0
84	MG	5	3713	1/1	0.96	0.21	-	78,78,78,78	0
84	MG	5	3671	1/1	0.95	0.37	-	63,63,63,63	0
84	MG	2	2017	1/1	0.71	0.57	-	86,86,86,86	0
84	MG	5	4137	1/1	0.91	0.31	-	58,58,58,58	0
84	MG	6	2083	1/1	0.85	0.29	-	78,78,78,78	0
84	MG	5	3801	1/1	0.90	0.17	-	61,61,61,61	0
84	MG	6	1996	1/1	0.76	0.32	-	74,74,74,74	0
84	MG	5	3469	1/1	0.76	0.46	-	54,54,54,54	0
84	MG	2	1959	1/1	0.97	0.15	-	110,110,110,110	0
84	MG	1	3906	1/1	0.91	0.19	-	67,67,67,67	0
84	MG	1	3574	1/1	0.95	0.12	-	67,67,67,67	0

Continued on next page...

Continued from previous page...

Mol	Type	Chain	Res	Atoms	RSCC	RSR	LLDF	B-factors(\AA^2)	Q<0.9
84	MG	6	2008	1/1	0.90	0.25	-	67,67,67,67	0
84	MG	m6	203	1/1	0.78	0.34	-	55,55,55,55	0
84	MG	3	214	1/1	0.94	0.07	-	86,86,86,86	0
84	MG	1	3657	1/1	0.93	0.26	-	50,50,50,50	0
84	MG	2	1957	1/1	0.95	0.13	-	95,95,95,95	0
84	MG	1	3866	1/1	0.97	0.28	-	55,55,55,55	0
84	MG	1	3602	1/1	0.94	0.43	-	49,49,49,49	0
84	MG	5	3496	1/1	0.89	0.24	-	56,56,56,56	0
84	MG	1	3745	1/1	0.97	0.11	-	73,73,73,73	0
84	MG	5	3973	1/1	0.94	0.33	-	69,69,69,69	0
84	MG	5	3617	1/1	0.76	0.29	-	75,75,75,75	0
84	MG	1	3507	1/1	0.98	0.35	-	60,60,60,60	0
84	MG	5	3696	1/1	0.81	0.39	-	94,94,94,94	0
84	MG	1	3883	1/1	0.94	0.11	-	75,75,75,75	0
84	MG	1	3456	1/1	0.73	0.36	-	67,67,67,67	0
84	MG	5	3455	1/1	0.88	0.34	-	55,55,55,55	0
84	MG	5	3902	1/1	0.99	0.42	-	55,55,55,55	0
84	MG	1	3573	1/1	0.86	0.13	-	65,65,65,65	0
84	MG	5	4086	1/1	0.70	0.17	-	96,96,96,96	0
84	MG	5	3657	1/1	0.89	0.27	-	73,73,73,73	0
84	MG	5	4031	1/1	0.56	0.37	-	65,65,65,65	0
84	MG	5	4034	1/1	0.86	0.24	-	68,68,68,68	0
84	MG	1	3945	1/1	0.92	0.28	-	54,54,54,54	0
84	MG	o4	503	1/1	0.93	0.11	-	94,94,94,94	0
84	MG	2	1974	1/1	0.93	0.27	-	96,96,96,96	0
84	MG	1	3952	1/1	0.64	1.00	-	88,88,88,88	0
84	MG	m8	204	1/1	0.96	0.49	-	63,63,63,63	0
84	MG	5	3628	1/1	0.89	0.40	-	60,60,60,60	0
84	MG	7	223	1/1	0.73	0.23	-	75,75,75,75	0
84	MG	5	3729	1/1	0.89	0.36	-	57,57,57,57	0
84	MG	6	1961	1/1	0.88	0.29	-	75,75,75,75	0
84	MG	5	3865	1/1	0.93	0.37	-	56,56,56,56	0
84	MG	5	3426	1/1	0.99	0.21	-	48,48,48,48	0
84	MG	1	3576	1/1	0.84	0.26	-	72,72,72,72	0
84	MG	5	3632	1/1	0.88	0.38	-	49,49,49,49	0
84	MG	3	207	1/1	0.87	0.21	-	58,58,58,58	0
84	MG	5	3792	1/1	0.81	0.26	-	63,63,63,63	1
84	MG	6	2116	1/1	0.94	0.24	-	71,71,71,71	0
84	MG	5	3903	1/1	0.96	1.06	-	61,61,61,61	0
84	MG	5	3718	1/1	0.88	0.34	-	68,68,68,68	0
84	MG	5	3969	1/1	0.85	0.49	-	70,70,70,70	0
84	MG	1	3794	1/1	0.85	0.32	-	68,68,68,68	0

Continued on next page...

Continued from previous page...

Mol	Type	Chain	Res	Atoms	RSCC	RSR	LLDF	B-factors(\AA^2)	Q<0.9
84	MG	O2	202	1/1	0.88	0.32	-	55,55,55,55	0
84	MG	3	202	1/1	0.54	0.24	-	89,89,89,89	0
84	MG	1	3704	1/1	0.79	0.32	-	55,55,55,55	0
84	MG	1	3598	1/1	0.95	0.42	-	52,52,52,52	0
84	MG	5	3447	1/1	0.99	0.34	-	49,49,49,49	0
84	MG	C1	201	1/1	0.75	0.20	-	103,103,103,103	0
84	MG	2	1968	1/1	0.87	0.29	-	95,95,95,95	0
84	MG	5	3653	1/1	0.85	0.26	-	76,76,76,76	0
84	MG	1	3500	1/1	0.90	0.51	-	68,68,68,68	0
84	MG	5	4096	1/1	0.93	0.34	-	54,54,54,54	0
84	MG	1	3804	1/1	0.69	0.57	-	91,91,91,91	0
84	MG	5	3915	1/1	0.78	0.49	-	78,78,78,78	0
84	MG	5	4127	1/1	0.96	0.22	-	62,62,62,62	0
84	MG	5	4022	1/1	0.94	0.28	-	50,50,50,50	0
84	MG	5	3794	1/1	0.67	0.23	-	61,61,61,61	0
84	MG	5	3953	1/1	0.82	0.60	-	62,62,62,62	0
84	MG	1	3429	1/1	0.97	0.34	-	50,50,50,50	0
84	MG	5	3907	1/1	0.87	0.33	-	41,41,41,41	0
84	MG	s2	302	1/1	0.55	0.34	-	81,81,81,81	0
84	MG	6	1966	1/1	0.88	0.18	-	73,73,73,73	0
84	MG	1	3771	1/1	0.97	0.23	-	59,59,59,59	0
84	MG	5	4145	1/1	0.94	0.13	-	54,54,54,54	0
84	MG	5	3591	1/1	0.64	0.55	-	61,61,61,61	0
84	MG	1	3513	1/1	0.98	0.34	-	55,55,55,55	0
84	MG	6	1930	1/1	0.98	0.22	-	70,70,70,70	0
84	MG	1	3922	1/1	0.83	0.25	-	61,61,61,61	0
84	MG	5	3540	1/1	0.94	0.31	-	49,49,49,49	0
84	MG	2	1949	1/1	0.89	0.32	-	102,102,102,102	0
84	MG	4	202	1/1	0.65	0.31	-	59,59,59,59	0
84	MG	5	3923	1/1	0.85	0.90	-	67,67,67,67	0
84	MG	7	215	1/1	0.94	0.28	-	63,63,63,63	0
84	MG	5	3615	1/1	0.93	0.21	-	89,89,89,89	0
84	MG	1	3421	1/1	0.95	0.25	-	50,50,50,50	0
84	MG	1	3585	1/1	0.92	0.29	-	52,52,52,52	0
84	MG	5	3836	1/1	0.64	0.29	-	79,79,79,79	0
84	MG	5	3750	1/1	0.96	0.26	-	52,52,52,52	0
84	MG	5	3807	1/1	0.94	0.27	-	71,71,71,71	0
84	MG	O7	103	1/1	0.92	0.18	-	59,59,59,59	0
84	MG	1	3607	1/1	0.93	0.59	-	58,58,58,58	0
84	MG	5	4105	1/1	0.97	0.32	-	56,56,56,56	0
84	MG	2	1922	1/1	0.95	0.28	-	84,84,84,84	0
84	MG	5	3974	1/1	0.73	0.43	-	67,67,67,67	0

Continued on next page...

Continued from previous page...

Mol	Type	Chain	Res	Atoms	RSCC	RSR	LLDF	B-factors(\AA^2)	Q<0.9
84	MG	5	3688	1/1	0.84	0.39	-	73,73,73,73	0
84	MG	1	3621	1/1	0.93	0.47	-	68,68,68,68	0
84	MG	6	2053	1/1	0.89	0.16	-	74,74,74,74	0
84	MG	5	3691	1/1	0.83	0.43	-	74,74,74,74	0
84	MG	5	3858	1/1	0.83	0.31	-	55,55,55,55	0
84	MG	5	4076	1/1	0.92	0.29	-	77,77,77,77	0
84	MG	1	3879	1/1	0.76	0.69	-	63,63,63,63	0
84	MG	1	3819	1/1	0.87	0.30	-	80,80,80,80	0
84	MG	l3	403	1/1	0.86	0.45	-	43,43,43,43	0
84	MG	1	3960	1/1	0.74	0.20	-	79,79,79,79	0
84	MG	6	1940	1/1	0.77	0.81	-	69,69,69,69	0
84	MG	6	2000	1/1	0.94	0.17	-	84,84,84,84	0
84	MG	6	2120	1/1	0.53	0.14	-	110,110,110,110	0
84	MG	1	3954	1/1	0.95	0.14	-	71,71,71,71	0
84	MG	n0	205	1/1	0.92	0.16	-	47,47,47,47	0
84	MG	6	1980	1/1	0.82	0.24	-	108,108,108,108	0
84	MG	5	3537	1/1	0.98	0.49	-	48,48,48,48	0
84	MG	c8	201	1/1	0.94	0.18	-	75,75,75,75	0
84	MG	5	3911	1/1	0.93	0.32	-	43,43,43,43	0
84	MG	5	3773	1/1	0.91	0.10	-	139,139,139,139	0
84	MG	5	3434	1/1	0.80	0.27	-	60,60,60,60	0
84	MG	5	3662	1/1	0.98	0.22	-	50,50,50,50	0
84	MG	6	2162	1/1	0.22	0.21	-	96,96,96,96	0
84	MG	5	3783	1/1	0.96	0.31	-	41,41,41,41	0
84	MG	1	3514	1/1	0.76	0.61	-	63,63,63,63	0
84	MG	L3	402	1/1	0.85	0.58	-	60,60,60,60	0
84	MG	1	3951	1/1	0.95	0.06	-	82,82,82,82	0
84	MG	q3	503	1/1	0.75	0.26	-	79,79,79,79	0
84	MG	5	3695	1/1	0.49	0.35	-	93,93,93,93	0
84	MG	2	1903	1/1	0.97	0.33	-	90,90,90,90	0
84	MG	1	3466	1/1	0.86	0.44	-	54,54,54,54	0
84	MG	5	3714	1/1	0.90	0.23	-	71,71,71,71	0
84	MG	2	2012	1/1	0.91	0.11	-	127,127,127,127	0
84	MG	l4	1102	1/1	0.90	0.27	-	57,57,57,57	0
84	MG	c3	201	1/1	0.77	0.61	-	89,89,89,89	0
84	MG	5	3699	1/1	0.89	0.31	-	63,63,63,63	0
84	MG	5	3541	1/1	0.93	0.32	-	52,52,52,52	0
84	MG	2	1948	1/1	0.92	0.47	-	82,82,82,82	0
84	MG	5	3706	1/1	0.78	0.62	-	71,71,71,71	0
84	MG	6	2015	1/1	0.93	0.37	-	68,68,68,68	0
84	MG	5	4075	1/1	0.95	0.12	-	97,97,97,97	0
84	MG	5	3927	1/1	0.82	0.40	-	55,55,55,55	1

Continued on next page...

Continued from previous page...

Mol	Type	Chain	Res	Atoms	RSCC	RSR	LLDF	B-factors(\AA^2)	Q<0.9
84	MG	1	3505	1/1	0.82	0.37	-	67,67,67,67	0
84	MG	5	3980	1/1	0.83	0.39	-	52,52,52,52	0
84	MG	1	3721	1/1	0.96	0.26	-	59,59,59,59	0
84	MG	15	302	1/1	0.74	0.14	-	78,78,78,78	0
84	MG	1	3443	1/1	0.89	0.26	-	58,58,58,58	0
84	MG	1	3983	1/1	0.92	0.20	-	61,61,61,61	0
84	MG	1	3584	1/1	0.75	0.36	-	76,76,76,76	0
84	MG	5	3884	1/1	0.95	0.09	-	69,69,69,69	0
84	MG	5	3778	1/1	0.92	0.24	-	92,92,92,92	0
84	MG	5	3917	1/1	0.91	0.31	-	62,62,62,62	0
84	MG	5	3909	1/1	0.89	0.27	-	48,48,48,48	1
84	MG	5	3594	1/1	0.71	0.47	-	77,77,77,77	0
84	MG	2	1981	1/1	0.91	0.62	-	58,58,58,58	0
84	MG	1	3406	1/1	0.99	0.11	-	58,58,58,58	0
84	MG	5	3479	1/1	0.98	0.32	-	48,48,48,48	0
84	MG	D3	202	1/1	0.81	0.51	-	67,67,67,67	0
84	MG	s5	301	1/1	0.89	0.38	-	74,74,74,74	0
84	MG	5	3584	1/1	0.95	0.48	-	51,51,51,51	0
84	MG	6	1988	1/1	0.78	0.39	-	66,66,66,66	0
84	MG	1	3631	1/1	0.96	0.12	-	76,76,76,76	0
84	MG	5	4138	1/1	0.90	0.24	-	48,48,48,48	0
84	MG	6	1979	1/1	0.96	0.09	-	100,100,100,100	0
84	MG	5	3463	1/1	0.94	0.28	-	49,49,49,49	0
84	MG	1	3610	1/1	0.96	0.29	-	52,52,52,52	0
84	MG	4	201	1/1	0.98	0.34	-	55,55,55,55	0
84	MG	n5	201	1/1	0.60	0.13	-	96,96,96,96	0
84	MG	1	3965	1/1	0.86	0.31	-	67,67,67,67	1
84	MG	1	3735	1/1	0.85	0.45	-	77,77,77,77	0
84	MG	1	3622	1/1	0.86	0.38	-	87,87,87,87	0
84	MG	1	3424	1/1	0.90	0.38	-	61,61,61,61	0
84	MG	5	3922	1/1	0.82	0.30	-	56,56,56,56	0
84	MG	5	3833	1/1	0.79	0.36	-	53,53,53,53	0
84	MG	3	215	1/1	0.70	0.17	-	74,74,74,74	0
84	MG	5	4016	1/1	0.92	0.25	-	62,62,62,62	0
84	MG	1	3669	1/1	0.80	0.30	-	78,78,78,78	0
84	MG	6	1919	1/1	0.88	0.11	-	80,80,80,80	0
84	MG	1	3774	1/1	0.85	0.30	-	61,61,61,61	0
84	MG	1	3506	1/1	0.81	0.35	-	57,57,57,57	0
84	MG	5	3460	1/1	0.90	0.20	-	49,49,49,49	0
84	MG	1	3752	1/1	0.93	0.28	-	62,62,62,62	0
84	MG	1	3660	1/1	0.88	0.15	-	72,72,72,72	0
84	MG	1	3458	1/1	0.93	0.39	-	64,64,64,64	0

Continued on next page...

Continued from previous page...

Mol	Type	Chain	Res	Atoms	RSCC	RSR	LLDF	B-factors(\AA^2)	Q<0.9
84	MG	1	3659	1/1	0.93	0.15	-	69,69,69,69	0
84	MG	1	3779	1/1	0.93	0.35	-	58,58,58,58	0
84	MG	sR	401	1/1	0.75	0.18	-	76,76,76,76	0
84	MG	1	3487	1/1	0.88	0.27	-	79,79,79,79	0
84	MG	5	4101	1/1	0.83	0.21	-	75,75,75,75	0
84	MG	8	215	1/1	0.96	0.44	-	58,58,58,58	0
84	MG	5	4132	1/1	0.84	0.34	-	94,94,94,94	0
84	MG	5	3862	1/1	0.89	0.34	-	67,67,67,67	0
84	MG	6	2056	1/1	0.94	0.24	-	83,83,83,83	0
84	MG	5	3855	1/1	0.76	0.57	-	69,69,69,69	0
84	MG	5	3943	1/1	0.82	0.69	-	75,75,75,75	0
84	MG	6	1987	1/1	0.81	0.31	-	79,79,79,79	0
84	MG	5	3520	1/1	0.81	0.36	-	54,54,54,54	0
84	MG	2	2040	1/1	0.94	0.34	-	95,95,95,95	0
84	MG	5	3547	1/1	0.95	0.49	-	54,54,54,54	0
84	MG	7	219	1/1	0.72	0.17	-	62,62,62,62	0
84	MG	5	4144	1/1	0.85	0.18	-	58,58,58,58	0
84	MG	6	1905	1/1	0.98	0.26	-	64,64,64,64	0
84	MG	c1	201	1/1	0.67	0.40	-	78,78,78,78	0
84	MG	5	3601	1/1	0.72	0.46	-	89,89,89,89	0
84	MG	L5	301	1/1	0.77	0.13	-	89,89,89,89	0
84	MG	1	3442	1/1	0.61	0.39	-	83,83,83,83	0
84	MG	5	3708	1/1	0.83	0.30	-	75,75,75,75	0
84	MG	5	4015	1/1	0.82	0.40	-	59,59,59,59	0
84	MG	6	2110	1/1	0.85	0.12	-	124,124,124,124	0
84	MG	1	3675	1/1	0.96	0.12	-	62,62,62,62	0
84	MG	5	4130	1/1	0.74	0.21	-	81,81,81,81	0
84	MG	5	3808	1/1	0.68	0.23	-	66,66,66,66	0
84	MG	5	3756	1/1	0.90	0.38	-	61,61,61,61	0
84	MG	5	3874	1/1	0.87	0.27	-	70,70,70,70	0
84	MG	2	2023	1/1	0.57	0.15	-	132,132,132,132	0
84	MG	5	4035	1/1	0.86	0.27	-	76,76,76,76	0
84	MG	2	1916	1/1	0.98	0.16	-	90,90,90,90	0
84	MG	5	4106	1/1	0.64	0.32	-	49,49,49,49	0
84	MG	6	1927	1/1	0.90	0.28	-	78,78,78,78	0
84	MG	l3	411	1/1	0.83	0.15	-	53,53,53,53	0
84	MG	6	2028	1/1	0.90	0.12	-	99,99,99,99	0
84	MG	5	3932	1/1	0.88	0.25	-	52,52,52,52	0
84	MG	6	1958	1/1	0.94	0.26	-	66,66,66,66	0
84	MG	2	1921	1/1	0.93	0.20	-	91,91,91,91	0
84	MG	5	3575	1/1	0.97	0.21	-	51,51,51,51	0
84	MG	5	3606	1/1	0.90	0.10	-	84,84,84,84	0

Continued on next page...

Continued from previous page...

Mol	Type	Chain	Res	Atoms	RSCC	RSR	LLDF	B-factors(\AA^2)	Q<0.9
84	MG	8	213	1/1	0.51	0.58	-	68,68,68,68	0
84	MG	5	3977	1/1	0.89	0.27	-	67,67,67,67	0
84	MG	1	3732	1/1	0.96	0.36	-	75,75,75,75	0
84	MG	4	215	1/1	0.79	0.38	-	69,69,69,69	0
84	MG	6	2119	1/1	0.61	0.35	-	91,91,91,91	0
84	MG	1	3842	1/1	0.46	0.98	-	92,92,92,92	0
84	MG	6	1934	1/1	0.80	0.36	-	67,67,67,67	0
84	MG	5	3880	1/1	0.86	0.22	-	73,73,73,73	0
84	MG	5	4003	1/1	0.68	0.26	-	77,77,77,77	0
84	MG	5	3854	1/1	0.90	0.23	-	60,60,60,60	0
84	MG	1	3613	1/1	0.93	0.43	-	48,48,48,48	0
84	MG	1	3789	1/1	0.96	0.28	-	80,80,80,80	0
84	MG	1	3840	1/1	0.81	0.67	-	67,67,67,67	0
84	MG	6	2153	1/1	0.83	0.19	-	68,68,68,68	0
84	MG	M7	202	1/1	0.97	0.36	-	48,48,48,48	0
84	MG	6	2013	1/1	0.98	0.26	-	76,76,76,76	0
84	MG	5	3947	1/1	0.87	0.49	-	57,57,57,57	0
84	MG	6	1901	1/1	0.54	0.72	-	55,55,55,55	0
84	MG	5	3916	1/1	0.94	0.20	-	51,51,51,51	0
84	MG	3	203	1/1	0.95	0.12	-	103,103,103,103	0
84	MG	1	3600	1/1	0.96	0.34	-	54,54,54,54	0
84	MG	1	3859	1/1	0.76	0.16	-	67,67,67,67	0
84	MG	1	3909	1/1	0.80	0.29	-	73,73,73,73	0
84	MG	1	3512	1/1	0.89	0.51	-	66,66,66,66	0
84	MG	2	2027	1/1	0.81	0.55	-	95,95,95,95	0
84	MG	1	3668	1/1	0.76	0.32	-	74,74,74,74	0
84	MG	1	3478	1/1	0.97	0.31	-	58,58,58,58	0
84	MG	1	3852	1/1	0.94	0.51	-	65,65,65,65	0
84	MG	5	3545	1/1	0.98	0.23	-	49,49,49,49	0
84	MG	5	3678	1/1	0.97	0.25	-	68,68,68,68	0
84	MG	5	3441	1/1	0.85	0.25	-	72,72,72,72	0
84	MG	1	3457	1/1	0.81	0.24	-	63,63,63,63	0
84	MG	5	3681	1/1	0.97	0.29	-	66,66,66,66	0
84	MG	1	3799	1/1	0.84	0.14	-	93,93,93,93	0
84	MG	5	3582	1/1	0.97	0.30	-	54,54,54,54	0
84	MG	5	3893	1/1	0.88	0.62	-	65,65,65,65	0
84	MG	5	4147	1/1	0.92	0.17	-	61,61,61,61	0
84	MG	5	3599	1/1	0.94	0.23	-	92,92,92,92	0
84	MG	2	1919	1/1	0.83	0.29	-	84,84,84,84	0
84	MG	2	2006	1/1	0.95	0.28	-	106,106,106,106	0
84	MG	4	212	1/1	0.56	0.38	-	84,84,84,84	0
84	MG	6	2117	1/1	0.84	0.53	-	56,56,56,56	0

Continued on next page...

Continued from previous page...

Mol	Type	Chain	Res	Atoms	RSCC	RSR	LLDF	B-factors(\AA^2)	Q<0.9
84	MG	1	3579	1/1	0.69	0.25	-	71,71,71,71	0
84	MG	d2	201	1/1	0.92	0.22	-	80,80,80,80	0
84	MG	7	203	1/1	0.80	0.36	-	52,52,52,52	0
84	MG	5	4135	1/1	0.68	0.32	-	77,77,77,77	0
84	MG	2	1939	1/1	0.89	0.26	-	80,80,80,80	0
84	MG	5	4133	1/1	0.88	0.28	-	114,114,114,114	0
84	MG	1	3811	1/1	0.92	0.20	-	80,80,80,80	0
84	MG	5	3803	1/1	0.66	0.17	-	76,76,76,76	0
84	MG	5	4112	1/1	0.78	0.18	-	52,52,52,52	0
84	MG	5	3872	1/1	0.94	0.14	-	76,76,76,76	0
84	MG	1	3887	1/1	0.89	0.35	-	55,55,55,55	0
84	MG	5	3544	1/1	0.98	0.29	-	61,61,61,61	0
84	MG	M7	205	1/1	0.83	0.30	-	59,59,59,59	0
84	MG	2	2001	1/1	0.66	0.61	-	146,146,146,146	0
84	MG	7	224	1/1	0.88	0.18	-	71,71,71,71	0
84	MG	1	3923	1/1	0.91	0.46	-	72,72,72,72	0
84	MG	5	3850	1/1	0.88	0.24	-	58,58,58,58	0
84	MG	1	3905	1/1	0.85	0.22	-	76,76,76,76	0
84	MG	L4	406	1/1	0.92	0.29	-	48,48,48,48	0
84	MG	2	2002	1/1	0.90	0.47	-	117,117,117,117	0
84	MG	m7	202	1/1	0.93	0.38	-	49,49,49,49	0
84	MG	6	1914	1/1	0.87	0.08	-	114,114,114,114	0
84	MG	1	3941	1/1	0.83	0.17	-	66,66,66,66	0
84	MG	O7	104	1/1	0.65	0.22	-	88,88,88,88	0
84	MG	6	2005	1/1	0.94	0.19	-	83,83,83,83	0
84	MG	1	3790	1/1	0.84	0.33	-	78,78,78,78	0
84	MG	6	2133	1/1	0.86	0.20	-	84,84,84,84	0
84	MG	5	3430	1/1	0.91	0.33	-	49,49,49,49	0
84	MG	1	3858	1/1	0.96	0.37	-	46,46,46,46	0
84	MG	1	3496	1/1	0.94	0.59	-	73,73,73,73	0
84	MG	6	2114	1/1	0.70	0.23	-	96,96,96,96	0
84	MG	1	3427	1/1	0.95	0.27	-	51,51,51,51	0
84	MG	5	3638	1/1	0.93	0.23	-	51,51,51,51	0
84	MG	8	211	1/1	0.90	0.58	-	63,63,63,63	0
84	MG	6	2097	1/1	0.96	0.35	-	63,63,63,63	0
84	MG	1	3452	1/1	0.89	0.18	-	65,65,65,65	0
84	MG	q0	202	1/1	0.95	0.18	-	51,51,51,51	0
84	MG	1	3650	1/1	0.64	0.40	-	53,53,53,53	0
84	MG	5	3797	1/1	0.93	0.24	-	57,57,57,57	0
84	MG	1	3987	1/1	0.91	0.20	-	60,60,60,60	0
84	MG	1	3673	1/1	0.98	0.12	-	66,66,66,66	0
84	MG	5	3722	1/1	0.76	0.38	-	77,77,77,77	0

Continued on next page...

Continued from previous page...

Mol	Type	Chain	Res	Atoms	RSCC	RSR	LLDF	B-factors(\AA^2)	Q<0.9
84	MG	5	3470	1/1	0.92	0.35	-	54,54,54,54	0
84	MG	6	2062	1/1	0.80	0.11	-	111,111,111,111	0
84	MG	5	3565	1/1	0.82	0.39	-	57,57,57,57	0
84	MG	l3	402	1/1	0.94	0.35	-	51,51,51,51	0
84	MG	5	4128	1/1	0.84	0.32	-	68,68,68,68	0
84	MG	5	3951	1/1	0.86	0.92	-	68,68,68,68	0
84	MG	4	222	1/1	0.88	0.20	-	79,79,79,79	0
84	MG	6	1941	1/1	0.88	0.45	-	66,66,66,66	1
84	MG	1	3624	1/1	0.84	0.23	-	74,74,74,74	0
84	MG	N5	201	1/1	0.94	0.15	-	95,95,95,95	0
84	MG	6	2058	1/1	0.79	0.31	-	81,81,81,81	0
84	MG	5	3774	1/1	0.96	0.29	-	116,116,116,116	0
86	ZN	D7	101	1/1	0.57	0.21	-	264,264,264,264	0
84	MG	6	1981	1/1	0.93	0.13	-	97,97,97,97	0
84	MG	5	3763	1/1	0.88	0.35	-	78,78,78,78	0
84	MG	1	3651	1/1	0.92	0.25	-	59,59,59,59	0
84	MG	5	3918	1/1	0.92	0.30	-	58,58,58,58	0
84	MG	5	4117	1/1	0.76	0.19	-	82,82,82,82	0
84	MG	8	203	1/1	0.92	0.18	-	83,83,83,83	1
84	MG	l9	207	1/1	0.97	0.11	-	52,52,52,52	0
84	MG	m6	206	1/1	0.90	0.36	-	51,51,51,51	0
84	MG	M6	201	1/1	0.95	0.44	-	60,60,60,60	0
84	MG	1	3663	1/1	0.77	0.29	-	69,69,69,69	0
84	MG	6	1922	1/1	0.93	0.17	-	74,74,74,74	0
84	MG	5	3709	1/1	0.84	0.17	-	75,75,75,75	0
84	MG	5	3746	1/1	0.89	0.41	-	40,40,40,40	0
84	MG	5	3742	1/1	0.94	0.27	-	67,67,67,67	0
84	MG	1	3825	1/1	0.90	0.73	-	77,77,77,77	0
84	MG	1	3454	1/1	0.75	0.37	-	61,61,61,61	0
84	MG	4	216	1/1	0.98	0.12	-	69,69,69,69	0
84	MG	2	1915	1/1	0.91	0.25	-	95,95,95,95	0
84	MG	5	3799	1/1	0.93	0.25	-	64,64,64,64	0
84	MG	1	3597	1/1	0.94	0.37	-	46,46,46,46	0
84	MG	6	1908	1/1	0.97	0.18	-	70,70,70,70	0
84	MG	1	3411	1/1	0.98	0.39	-	53,53,53,53	0
84	MG	1	3783	1/1	0.99	0.21	-	61,61,61,61	0
84	MG	2	2016	1/1	0.81	0.39	-	72,72,72,72	0
84	MG	1	3899	1/1	0.89	0.11	-	82,82,82,82	0
84	MG	1	3964	1/1	0.93	0.60	-	87,87,87,87	0
84	MG	1	3645	1/1	0.90	0.55	-	55,55,55,55	0
84	MG	5	3781	1/1	0.86	0.21	-	56,56,56,56	0
84	MG	1	3528	1/1	0.96	0.41	-	63,63,63,63	0

Continued on next page...

Continued from previous page...

Mol	Type	Chain	Res	Atoms	RSCC	RSR	LLDF	B-factors(\AA^2)	Q<0.9
84	MG	5	3928	1/1	0.91	0.22	-	46,46,46,46	0
84	MG	6	2067	1/1	0.88	0.24	-	92,92,92,92	0
84	MG	1	3437	1/1	0.92	0.19	-	51,51,51,51	0
84	MG	5	3580	1/1	0.96	0.43	-	48,48,48,48	0
84	MG	5	4143	1/1	0.89	0.17	-	72,72,72,72	0
84	MG	6	1962	1/1	0.94	0.20	-	69,69,69,69	0
84	MG	1	3862	1/1	0.91	0.20	-	63,63,63,63	0
84	MG	5	3762	1/1	0.89	0.38	-	65,65,65,65	0
84	MG	6	1911	1/1	0.93	0.21	-	71,71,71,71	0
84	MG	1	3444	1/1	0.77	0.68	-	70,70,70,70	0
84	MG	6	2030	1/1	0.61	0.30	-	82,82,82,82	0
84	MG	6	1989	1/1	0.67	0.43	-	67,67,67,67	0
84	MG	2	2010	1/1	0.79	0.29	-	98,98,98,98	0
84	MG	1	3671	1/1	0.99	0.36	-	55,55,55,55	0
84	MG	5	4036	1/1	0.96	0.30	-	56,56,56,56	0
84	MG	2	2022	1/1	0.82	0.09	-	132,132,132,132	0
84	MG	Q2	502	1/1	0.94	0.14	-	65,65,65,65	0
84	MG	5	4058	1/1	0.88	0.13	-	95,95,95,95	0
84	MG	6	2128	1/1	0.68	0.32	-	77,77,77,77	0
84	MG	1	3886	1/1	0.77	0.22	-	83,83,83,83	0
84	MG	1	3873	1/1	0.77	0.44	-	65,65,65,65	0
84	MG	5	4073	1/1	0.72	0.12	-	97,97,97,97	0
84	MG	5	3590	1/1	0.90	0.35	-	59,59,59,59	0
84	MG	5	3692	1/1	0.82	0.26	-	73,73,73,73	0
84	MG	3	206	1/1	0.58	0.50	-	72,72,72,72	0
84	MG	5	3994	1/1	0.99	0.21	-	48,48,48,48	0
84	MG	6	2113	1/1	0.92	0.17	-	67,67,67,67	0
84	MG	6	2146	1/1	0.92	0.12	-	87,87,87,87	0
84	MG	1	3464	1/1	0.92	0.32	-	51,51,51,51	0
84	MG	6	2086	1/1	0.97	0.09	-	83,83,83,83	0
84	MG	1	3780	1/1	0.94	0.34	-	64,64,64,64	0
84	MG	2	1952	1/1	0.84	0.47	-	99,99,99,99	0
84	MG	5	3982	1/1	0.95	0.15	-	50,50,50,50	0
84	MG	1	3566	1/1	0.75	0.22	-	74,74,74,74	0
84	MG	2	1993	1/1	0.89	0.21	-	99,99,99,99	0
84	MG	3	205	1/1	0.86	0.20	-	61,61,61,61	1
84	MG	1	3402	1/1	0.89	0.24	-	60,60,60,60	0
84	MG	5	3849	1/1	0.93	0.27	-	50,50,50,50	0
84	MG	1	3699	1/1	0.82	0.53	-	82,82,82,82	0
84	MG	2	2000	1/1	0.74	0.36	-	164,164,164,164	0
84	MG	1	3415	1/1	0.97	0.39	-	55,55,55,55	0
84	MG	5	3802	1/1	0.77	0.15	-	75,75,75,75	0

Continued on next page...

Continued from previous page...

Mol	Type	Chain	Res	Atoms	RSCC	RSR	LLDF	B-factors(\AA^2)	Q<0.9
84	MG	c3	203	1/1	0.91	0.10	-	108,108,108,108	0
84	MG	5	3508	1/1	0.97	0.10	-	53,53,53,53	0
84	MG	4	209	1/1	0.94	0.50	-	59,59,59,59	0
84	MG	M3	205	1/1	0.83	0.26	-	82,82,82,82	0
84	MG	6	2118	1/1	0.71	0.33	-	148,148,148,148	0
84	MG	1	3662	1/1	0.80	0.29	-	78,78,78,78	0
84	MG	5	3698	1/1	0.87	0.32	-	81,81,81,81	0
84	MG	5	4136	1/1	0.85	0.25	-	70,70,70,70	0
84	MG	m4	205	1/1	0.88	0.15	-	58,58,58,58	0
84	MG	1	3754	1/1	0.92	0.68	-	68,68,68,68	0
84	MG	1	3560	1/1	0.75	0.20	-	78,78,78,78	0
84	MG	1	3664	1/1	0.84	0.14	-	63,63,63,63	0
84	MG	8	220	1/1	0.83	0.35	-	94,94,94,94	0
84	MG	5	3633	1/1	0.97	0.30	-	45,45,45,45	0
84	MG	5	3450	1/1	0.96	0.34	-	42,42,42,42	0
84	MG	5	4121	1/1	0.92	0.14	-	84,84,84,84	0
84	MG	1	3853	1/1	0.80	0.30	-	60,60,60,60	0
84	MG	1	3769	1/1	0.66	0.90	-	65,65,65,65	0
84	MG	5	3920	1/1	0.94	0.35	-	55,55,55,55	0
84	MG	5	3719	1/1	0.96	0.24	-	66,66,66,66	0
84	MG	1	3874	1/1	0.90	0.21	-	66,66,66,66	0
84	MG	5	3710	1/1	0.84	0.24	-	72,72,72,72	0
84	MG	6	2035	1/1	0.78	0.21	-	82,82,82,82	0
84	MG	5	3518	1/1	0.95	0.44	-	53,53,53,53	0
84	MG	1	3943	1/1	0.98	0.30	-	60,60,60,60	0
84	MG	1	3938	1/1	0.97	0.30	-	62,62,62,62	0
84	MG	5	3945	1/1	0.91	0.44	-	59,59,59,59	0
84	MG	m7	204	1/1	0.91	0.30	-	62,62,62,62	0
84	MG	2	1901	1/1	0.83	0.21	-	92,92,92,92	0
84	MG	5	3635	1/1	0.81	0.29	-	55,55,55,55	0
84	MG	1	3897	1/1	0.97	0.14	-	104,104,104,104	0
84	MG	6	1965	1/1	0.97	0.13	-	72,72,72,72	0
84	MG	3	211	1/1	0.78	0.24	-	71,71,71,71	0
84	MG	5	4082	1/1	0.90	0.14	-	71,71,71,71	0
84	MG	5	3765	1/1	0.89	0.24	-	64,64,64,64	0
84	MG	5	4079	1/1	0.91	0.14	-	70,70,70,70	0
84	MG	1	3864	1/1	0.89	0.21	-	61,61,61,61	0
84	MG	6	1964	1/1	0.98	0.40	-	73,73,73,73	0
84	MG	l2	302	1/1	0.99	0.29	-	53,53,53,53	0
84	MG	1	3928	1/1	0.79	0.23	-	64,64,64,64	0
84	MG	5	3574	1/1	0.79	0.61	-	58,58,58,58	0
84	MG	5	4051	1/1	0.87	0.31	-	77,77,77,77	0

Continued on next page...

Continued from previous page...

Mol	Type	Chain	Res	Atoms	RSCC	RSR	LLDF	B-factors(\AA^2)	Q<0.9
84	MG	1	3889	1/1	0.93	0.31	-	54,54,54,54	0
84	MG	1	3698	1/1	0.81	0.55	-	69,69,69,69	0
84	MG	8	205	1/1	0.77	0.17	-	111,111,111,111	0
84	MG	5	3767	1/1	0.92	0.34	-	60,60,60,60	0
84	MG	1	3493	1/1	0.46	0.65	-	76,76,76,76	0
84	MG	5	3725	1/1	0.81	0.37	-	71,71,71,71	0
84	MG	2	1913	1/1	0.71	0.61	-	81,81,81,81	0
84	MG	5	3921	1/1	0.90	0.19	-	52,52,52,52	0
84	MG	5	3891	1/1	0.84	0.70	-	75,75,75,75	0
84	MG	5	3869	1/1	0.80	0.87	-	67,67,67,67	0
84	MG	6	2017	1/1	0.91	0.13	-	81,81,81,81	0
84	MG	6	2124	1/1	0.81	0.26	-	76,76,76,76	0
84	MG	1	3957	1/1	0.83	0.21	-	71,71,71,71	0
84	MG	5	3901	1/1	0.97	0.74	-	55,55,55,55	0
84	MG	q1	101	1/1	0.95	0.39	-	67,67,67,67	0
84	MG	5	4040	1/1	0.69	0.29	-	74,74,74,74	0

6.5 Other polymers

There are no such residues in this entry.