



# Full wwPDB X-ray Structure Validation Report ⓘ

Oct 31, 2017 – 03:28 PM EDT

PDB ID : 3OLA  
Title : Poliovirus polymerase elongation complex with 2'-deoxy-CTP  
Authors : Gong, P.; Peersen, O.B.  
Deposited on : unknown  
Resolution : 2.55 Å(reported)

This is a Full wwPDB X-ray Structure Validation Report for a publicly released PDB entry.

We welcome your comments at [validation@mail.wwpdb.org](mailto:validation@mail.wwpdb.org)

A user guide is available at

<http://wwpdb.org/validation/2016/XrayValidationReportHelp>

with specific help available everywhere you see the ⓘ symbol.

---

The following versions of software and data (see [references ⓘ](#)) were used in the production of this report:

MolProbity : 4.02b-467  
Mogul : 1.7.2 (RC1), CSD as538be (2017)  
Xtriage (Phenix) : 1.9-1692  
EDS : rb-20030345  
Percentile statistics : 20161228.v01 (using entries in the PDB archive December 28th 2016)  
Refmac : 5.8.0135  
CCP4 : 6.5.0  
Ideal geometry (proteins) : Engh & Huber (2001)  
Ideal geometry (DNA, RNA) : Parkinson et al. (1996)  
Validation Pipeline (wwPDB-VP) : rb-20030345

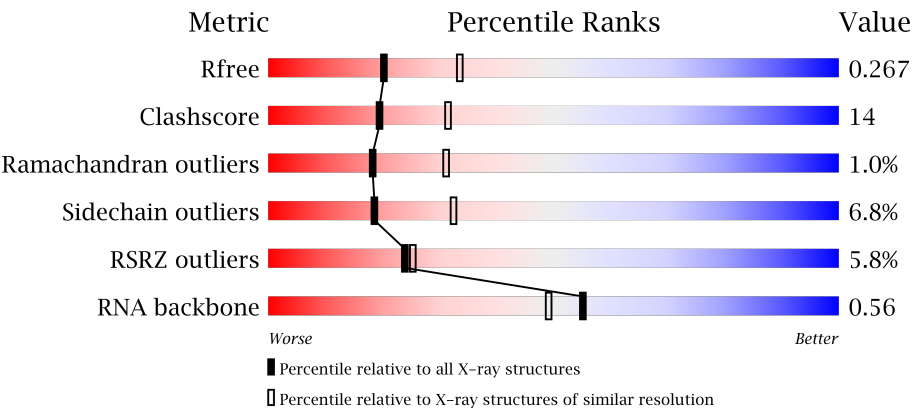
# 1 Overall quality at a glance i

The following experimental techniques were used to determine the structure:

*X-RAY DIFFRACTION*

The reported resolution of this entry is 2.55 Å.

Percentile scores (ranging between 0-100) for global validation metrics of the entry are shown in the following graphic. The table shows the number of entries on which the scores are based.





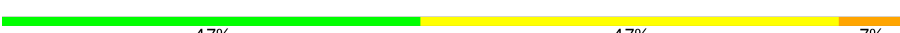





Metric	Whole archive (#Entries)	Similar resolution (#Entries, resolution range(Å))
R <sub>free</sub>	100719	4993 (2.58-2.50)
Clashscore	112137	5755 (2.58-2.50)
Ramachandran outliers	110173	5652 (2.58-2.50)
Sidechain outliers	110143	5654 (2.58-2.50)
RSRZ outliers	101464	5026 (2.58-2.50)
RNA backbone	2435	1023 (2.96-2.12)

The table below summarises the geometric issues observed across the polymeric chains and their fit to the electron density. The red, orange, yellow and green segments on the lower bar indicate the fraction of residues that contain outliers for  $\geq 3$ , 2, 1 and 0 types of geometric quality criteria. A grey segment represents the fraction of residues that are not modelled. The numeric value for each fraction is indicated below the corresponding segment, with a dot representing fractions  $\leq 5\%$ . The upper red bar (where present) indicates the fraction of residues that have poor fit to the electron density. The numeric value is given above the bar.

Mol	Chain	Length	Quality of chain
1	A	471	<div><div>6%</div><div><div></div><div>70%</div><div>25%</div><div>• •</div></div></div>
1	E	471	<div><div>5%</div><div><div></div><div>72%</div><div>23%</div><div>• •</div></div></div>
1	I	471	<div><div>7%</div><div><div></div><div>70%</div><div>24%</div><div>• •</div></div></div>
1	M	471	<div><div>6%</div><div><div></div><div>72%</div><div>23%</div><div>• •</div></div></div>

Continued on next page...

Continued from previous page...

Mol	Chain	Length	Quality of chain
2	B	26	
2	F	26	
2	J	26	
2	N	26	
3	C	15	
3	G	15	
4	D	9	
4	H	9	
4	L	9	
4	P	9	
5	K	14	
5	O	14	

The following table lists non-polymeric compounds, carbohydrate monomers and non-standard residues in protein, DNA, RNA chains that are outliers for geometric or electron-density-fit criteria:

Mol	Type	Chain	Res	Chirality	Geometry	Clashes	Electron density
7	IPA	A	6013	-	-	-	X
7	IPA	E	6007	-	-	-	X
8	PEG	A	7001	-	-	X	-
8	PEG	A	7003	-	-	X	X
8	PEG	I	7002	-	-	X	-

## 2 Entry composition

There are 11 unique types of molecules in this entry. The entry contains 18452 atoms, of which 0 are hydrogens and 0 are deuteriums.

In the tables below, the ZeroOcc column contains the number of atoms modelled with zero occupancy, the AltConf column contains the number of residues with at least one atom in alternate conformation and the Trace column contains the number of residues modelled with at most 2 atoms.

- Molecule 1 is a protein called Polymerase.

Mol	Chain	Residues	Atoms					ZeroOcc	AltConf	Trace
1	A	461	Total	C	N	O	S	0	0	0
			3697	2370	610	695	22			
1	E	461	Total	C	N	O	S	0	0	0
			3697	2370	610	695	22			
1	I	461	Total	C	N	O	S	0	0	0
			3697	2370	610	695	22			
1	M	461	Total	C	N	O	S	0	0	0
			3697	2370	610	695	22			

There are 44 discrepancies between the modelled and reference sequences:

Chain	Residue	Modelled	Actual	Comment	Reference
A	446	ASP	LEU	ENGINEERED MUTATION	UNP B3VQP5
A	462	GLY	-	EXPRESSION TAG	UNP B3VQP5
A	463	SER	-	EXPRESSION TAG	UNP B3VQP5
A	464	SER	-	EXPRESSION TAG	UNP B3VQP5
A	465	SER	-	EXPRESSION TAG	UNP B3VQP5
A	466	HIS	-	EXPRESSION TAG	UNP B3VQP5
A	467	HIS	-	EXPRESSION TAG	UNP B3VQP5
A	468	HIS	-	EXPRESSION TAG	UNP B3VQP5
A	469	HIS	-	EXPRESSION TAG	UNP B3VQP5
A	470	HIS	-	EXPRESSION TAG	UNP B3VQP5
A	471	HIS	-	EXPRESSION TAG	UNP B3VQP5
E	446	ASP	LEU	ENGINEERED MUTATION	UNP B3VQP5
E	462	GLY	-	EXPRESSION TAG	UNP B3VQP5
E	463	SER	-	EXPRESSION TAG	UNP B3VQP5
E	464	SER	-	EXPRESSION TAG	UNP B3VQP5
E	465	SER	-	EXPRESSION TAG	UNP B3VQP5
E	466	HIS	-	EXPRESSION TAG	UNP B3VQP5
E	467	HIS	-	EXPRESSION TAG	UNP B3VQP5
E	468	HIS	-	EXPRESSION TAG	UNP B3VQP5
E	469	HIS	-	EXPRESSION TAG	UNP B3VQP5
E	470	HIS	-	EXPRESSION TAG	UNP B3VQP5

*Continued on next page...*

Continued from previous page...

Chain	Residue	Modelled	Actual	Comment	Reference
E	471	HIS	-	EXPRESSION TAG	UNP B3VQP5
I	446	ASP	LEU	ENGINEERED MUTATION	UNP B3VQP5
I	462	GLY	-	EXPRESSION TAG	UNP B3VQP5
I	463	SER	-	EXPRESSION TAG	UNP B3VQP5
I	464	SER	-	EXPRESSION TAG	UNP B3VQP5
I	465	SER	-	EXPRESSION TAG	UNP B3VQP5
I	466	HIS	-	EXPRESSION TAG	UNP B3VQP5
I	467	HIS	-	EXPRESSION TAG	UNP B3VQP5
I	468	HIS	-	EXPRESSION TAG	UNP B3VQP5
I	469	HIS	-	EXPRESSION TAG	UNP B3VQP5
I	470	HIS	-	EXPRESSION TAG	UNP B3VQP5
I	471	HIS	-	EXPRESSION TAG	UNP B3VQP5
M	446	ASP	LEU	ENGINEERED MUTATION	UNP B3VQP5
M	462	GLY	-	EXPRESSION TAG	UNP B3VQP5
M	463	SER	-	EXPRESSION TAG	UNP B3VQP5
M	464	SER	-	EXPRESSION TAG	UNP B3VQP5
M	465	SER	-	EXPRESSION TAG	UNP B3VQP5
M	466	HIS	-	EXPRESSION TAG	UNP B3VQP5
M	467	HIS	-	EXPRESSION TAG	UNP B3VQP5
M	468	HIS	-	EXPRESSION TAG	UNP B3VQP5
M	469	HIS	-	EXPRESSION TAG	UNP B3VQP5
M	470	HIS	-	EXPRESSION TAG	UNP B3VQP5
M	471	HIS	-	EXPRESSION TAG	UNP B3VQP5

- Molecule 2 is a RNA chain called RNA (5'-R(\*AP\*AP\*GP\*UP\*CP\*UP\*CP\*CP\*AP\*GP\*GP\*UP\*CP\*UP\*CP\*UP\*CP\*GP\*UP\*CP\*CP\*GP\*GP\*AP\*AP\*A)-3').

Mol	Chain	Residues	Atoms					ZeroOcc	AltConf	Trace
2	B	17	Total	C	N	O	P	0	0	0
			357	159	59	122	17			
2	F	17	Total	C	N	O	P	0	0	0
			357	159	59	122	17			
2	J	18	Total	C	N	O	P	0	0	0
			377	168	61	130	18			
2	N	18	Total	C	N	O	P	0	0	0
			377	168	61	130	18			

- Molecule 3 is DNA/RNA hybrid called DNA/RNA (5'-R(\*GP\*CP\*CP\*CP\*GP\*GP\*AP\*C P\*GP\*AP\*GP\*AP\*GP\*A)-D(P\*C)-3').

Mol	Chain	Residues	Atoms					ZeroOcc	AltConf	Trace
3	C	15	Total	C	N	O	P	0	0	0
			322	145	65	98	14			
3	G	15	Total	C	N	O	P	0	0	0
			322	145	65	98	14			

- Molecule 4 is a RNA chain called RNA (5'-R(\*GP\*GP\*GP\*AP\*GP\*AP\*UP\*GP\*A)-3').

Mol	Chain	Residues	Atoms					ZeroOcc	AltConf	Trace
4	D	3	Total	C	N	O	P	0	0	0
			68	30	15	20	3			
4	H	3	Total	C	N	O	P	0	0	0
			68	30	15	20	3			
4	L	4	Total	C	N	O	P	0	0	0
			91	40	20	27	4			
4	P	4	Total	C	N	O	P	0	0	0
			91	40	20	27	4			

- Molecule 5 is a RNA chain called RNA (5'-R(\*GP\*CP\*CP\*CP\*GP\*GP\*AP\*CP\*GP\*AP\*GP\*AP\*GP\*A)-3').

Mol	Chain	Residues	Atoms					ZeroOcc	AltConf	Trace
5	K	14	Total	C	N	O	P	0	0	0
			303	136	62	92	13			
5	O	14	Total	C	N	O	P	0	0	0
			303	136	62	92	13			

- Molecule 6 is ZINC ION (three-letter code: ZN) (formula: Zn).

Mol	Chain	Residues	Atoms		ZeroOcc	AltConf
6	I	1	Total	Zn	0	0
			1	1		
6	A	1	Total	Zn	0	0
			1	1		
6	M	1	Total	Zn	0	0
			1	1		
6	E	1	Total	Zn	0	0
			1	1		

- Molecule 7 is ISOPROPYL ALCOHOL (three-letter code: IPA) (formula: C<sub>3</sub>H<sub>8</sub>O).



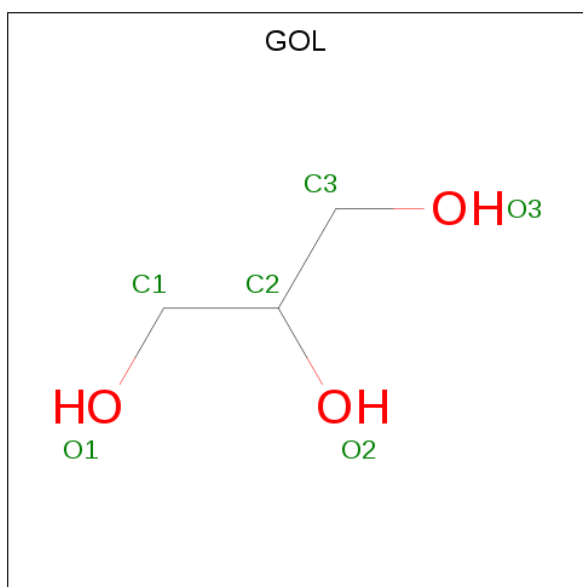
Mol	Chain	Residues	Atoms			ZeroOcc	AltConf
7	A	1	Total	C	O	0	0
			4	3	1		
7	A	1	Total	C	O	0	0
			4	3	1		
7	A	1	Total	C	O	0	0
			4	3	1		
7	E	1	Total	C	O	0	0
			4	3	1		
7	E	1	Total	C	O	0	0
			4	3	1		
7	E	1	Total	C	O	0	0
			4	3	1		
7	I	1	Total	C	O	0	0
			4	3	1		
7	I	1	Total	C	O	0	0
			4	3	1		
7	M	1	Total	C	O	0	0
			4	3	1		
7	M	1	Total	C	O	0	0
			4	3	1		

- Molecule 8 is DI(HYDROXYETHYL)ETHER (three-letter code: PEG) (formula: C<sub>4</sub>H<sub>10</sub>O<sub>3</sub>).



Mol	Chain	Residues	Atoms			ZeroOcc	AltConf
8	A	1	Total	C	O	0	0
			7	4	3		
8	A	1	Total	C	O	0	0
			7	4	3		
8	I	1	Total	C	O	0	0
			7	4	3		

- Molecule 9 is GLYCEROL (three-letter code: GOL) (formula:  $C_3H_8O_3$ ).



Mol	Chain	Residues	Atoms			ZeroOcc	AltConf
9	A	1	Total	C	O	0	0
			6	3	3		

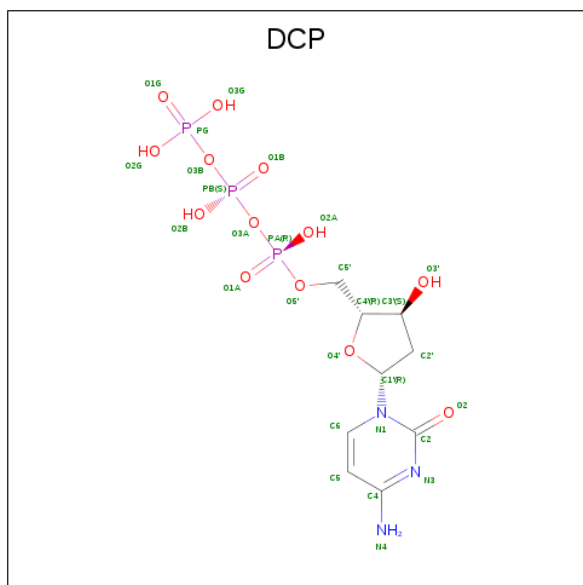
*Continued on next page...*



*Continued from previous page...*

Mol	Chain	Residues	Atoms			ZeroOcc	AltConf
9	I	1	Total	C	O	0	0
			6	3	3		

- Molecule 10 is 2'-DEOXYCYTIDINE-5'-TRIPHOSPHATE (three-letter code: DCP) (formula:  $C_9H_{16}N_3O_{13}P_3$ ).



Mol	Chain	Residues	Atoms					ZeroOcc	AltConf
10	K	1	Total	C	N	O	P	0	0
			24	9	3	10	2		
10	O	1	Total	C	N	O	P	0	0
			24	9	3	10	2		

- Molecule 11 is water.

Mol	Chain	Residues	Atoms		ZeroOcc	AltConf
11	A	94	Total	O	0	0
			94	94		
11	B	26	Total	O	0	0
			26	26		
11	C	9	Total	O	0	0
			9	9		
11	D	1	Total	O	0	0
			1	1		
11	E	100	Total	O	0	0
			100	100		
11	F	19	Total	O	0	0
			19	19		

*Continued on next page...*

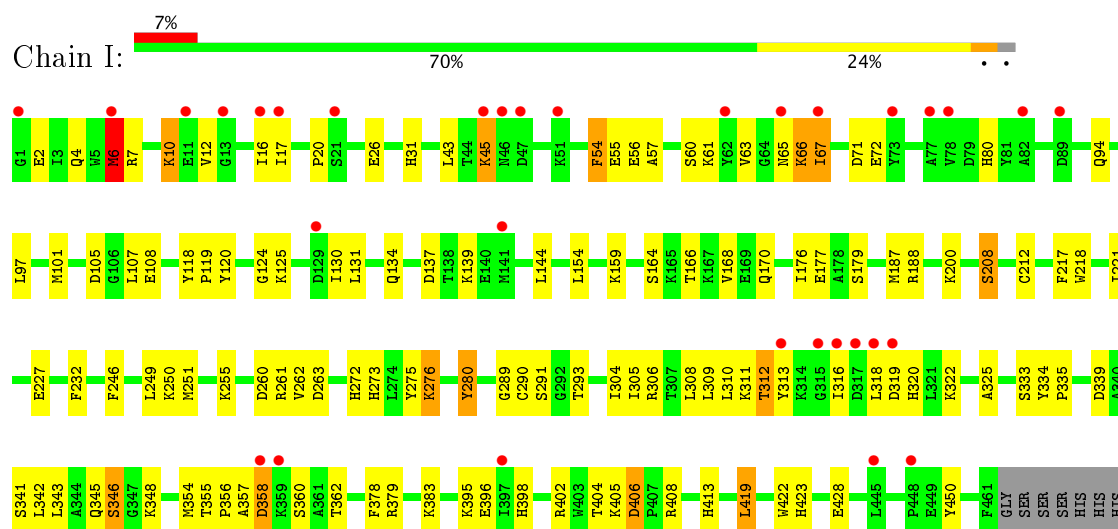
*Continued from previous page...*

Mol	Chain	Residues	Atoms		ZeroOcc	AltConf
11	G	4	Total 4	O 4	0	0
11	I	85	Total 85	O 85	0	0
11	J	23	Total 23	O 23	0	0
11	K	11	Total 11	O 11	0	0
11	L	5	Total 5	O 5	0	0
11	M	89	Total 89	O 89	0	0
11	N	28	Total 28	O 28	0	0
11	O	8	Total 8	O 8	0	0
11	P	1	Total 1	O 1	0	0

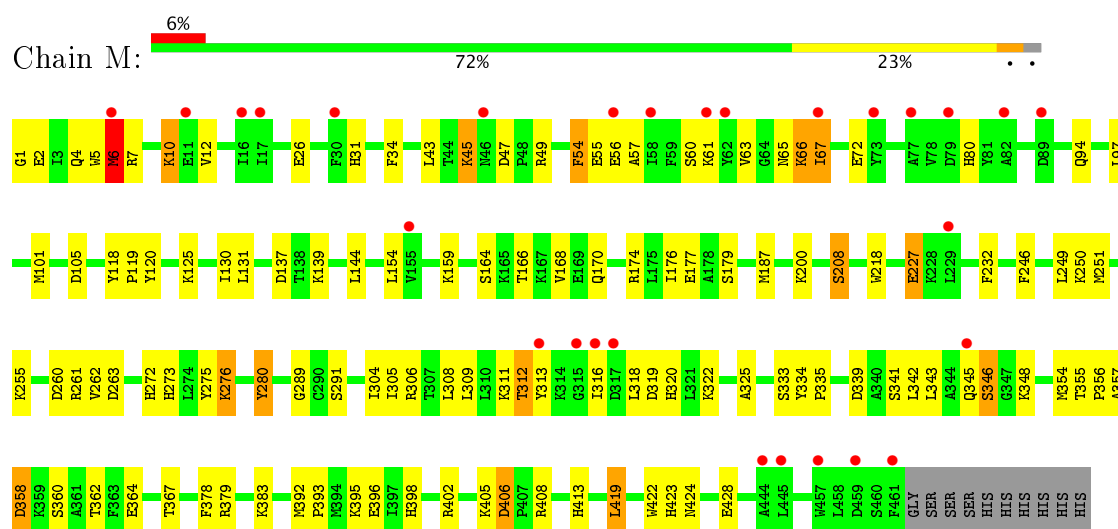


HIS  
HIS

- Molecule 1: Polymerase

HIS  
HIS  
HIS

- Molecule 1: Polymerase

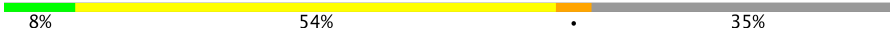


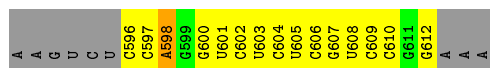
- Molecule 2: RNA (5'-R(\*AP\*AP\*GP\*UP\*CP\*UP\*CP\*CP\*AP\*GP\*GP\*UP\*CP\*UP\*CP\*UP\*CP\*GP\*UP\*CP\*CP\*GP\*GP\*AP\*AP\*A)-3')

Chain B: 


A  
A  
G  
U  
U  
C  
U  
C596  
C597  
A598  
G599  
G600  
U601  
C602  
U603  
C604  
U605  
C606  
G607  
U608  
C609  
C610  
G611  
G612  
A  
A  
A

- Molecule 2: RNA (5'-R(\*AP\*AP\*GP\*UP\*CP\*UP\*CP\*CP\*AP\*GP\*GP\*UP\*CP\*UP\*CP\*UP\*CP\*GP\*UP\*CP\*CP\*GP\*GP\*AP\*AP\*A)-3')

Chain F: 




- Molecule 2: RNA (5'-R(\*AP\*AP\*GP\*UP\*CP\*UP\*CP\*CP\*AP\*GP\*GP\*UP\*CP\*UP\*CP\*UP\*CP\*GP\*UP\*CP\*CP\*GP\*GP\*AP\*AP\*A)-3')

Chain J: 




- Molecule 2: RNA (5'-R(\*AP\*AP\*GP\*UP\*CP\*UP\*CP\*CP\*AP\*GP\*GP\*UP\*CP\*UP\*CP\*UP\*CP\*GP\*UP\*CP\*CP\*GP\*GP\*AP\*AP\*A)-3')

Chain N: 



- Molecule 3: DNA/RNA (5'-R(\*GP\*CP\*CP\*CP\*GP\*GP\*AP\*CP\*GP\*AP\*GP\*AP\*GP\*A)-D(P\*C)-3')

Chain C: 



- Molecule 3: DNA/RNA (5'-R(\*GP\*CP\*CP\*CP\*GP\*GP\*AP\*CP\*GP\*AP\*GP\*AP\*GP\*A)-D(P\*C)-3')

Chain G: 



- Molecule 4: RNA (5'-R(\*GP\*GP\*GP\*AP\*GP\*AP\*UP\*GP\*A)-3')

Chain D: 




- Molecule 4: RNA (5'-R(\*GP\*GP\*GP\*AP\*GP\*AP\*UP\*GP\*A)-3')

Chain H: 




- Molecule 4: RNA (5'-R(\*GP\*GP\*GP\*AP\*GP\*AP\*UP\*GP\*A)-3')

Chain L:  22% 22% 56%

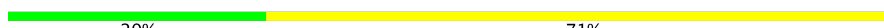


- Molecule 4: RNA (5'-R(\*GP\*GP\*GP\*AP\*GP\*AP\*UP\*GP\*A)-3')

Chain P:  22% 22% 56%



- Molecule 5: RNA (5'-R(\*GP\*CP\*CP\*CP\*GP\*GP\*AP\*CP\*GP\*AP\*GP\*AP\*GP\*A)-3')

Chain K:  29% 71%



- Molecule 5: RNA (5'-R(\*GP\*CP\*CP\*CP\*GP\*GP\*AP\*CP\*GP\*AP\*GP\*AP\*GP\*A)-3')

Chain O:  7% 29% 71%



## 4 Data and refinement statistics

Property	Value	Source
Space group	P 1	Depositor
Cell constants a, b, c, $\alpha$ , $\beta$ , $\gamma$	60.56 Å 60.56 Å 192.83 Å 83.57° 83.56° 77.59°	Depositor
Resolution (Å)	46.71 – 2.55 46.96 – 2.35	Depositor EDS
% Data completeness (in resolution range)	96.7 (46.71-2.55) 93.6 (46.96-2.35)	Depositor EDS
$R_{merge}$	0.09	Depositor
$R_{sym}$	(Not available)	Depositor
$\langle I/\sigma(I) \rangle$ <sup>1</sup>	1.45 (at 2.34 Å)	Xtriage
Refinement program	PHENIX (phenix.refine: 1.6.4_486)	Depositor
R, $R_{free}$	0.226 , 0.283 0.208 , 0.267	Depositor DCC
$R_{free}$ test set	4181 reflections (5.01%)	DCC
Wilson B-factor (Å <sup>2</sup> )	61.7	Xtriage
Anisotropy	0.184	Xtriage
Bulk solvent $k_{sol}$ (e/Å <sup>3</sup> ), $B_{sol}$ (Å <sup>2</sup> )	0.31 , 44.7	EDS
L-test for twinning <sup>2</sup>	$\langle  L  \rangle = 0.62$ , $\langle L^2 \rangle = 0.48$	Xtriage
Estimated twinning fraction	0.450 for -k,-h,-l	Xtriage
$F_o, F_c$ correlation	0.95	EDS
Total number of atoms	18452	wwPDB-VP
Average B, all atoms (Å <sup>2</sup> )	70.0	wwPDB-VP

Xtriage's analysis on translational NCS is as follows: *The analyses of the Patterson function reveals a significant off-origin peak that is 47.32 % of the origin peak, indicating pseudo translational symmetry. The chance of finding a peak of this or larger height randomly in a structure without pseudo translational symmetry is equal to 1.0091e-04. The detected translational NCS is most likely also responsible for the elevated intensity ratio.*

<sup>1</sup> Intensities estimated from amplitudes.

<sup>2</sup> Theoretical values of  $\langle |L| \rangle$ ,  $\langle L^2 \rangle$  for acentric reflections are 0.5, 0.333 respectively for untwinned datasets, and 0.375, 0.2 for perfectly twinned datasets.

## 5 Model quality

### 5.1 Standard geometry

Bond lengths and bond angles in the following residue types are not validated in this section: PEG, GOL, ZN, IPA, DCP

The Z score for a bond length (or angle) is the number of standard deviations the observed value is removed from the expected value. A bond length (or angle) with  $|Z| > 5$  is considered an outlier worth inspection. RMSZ is the root-mean-square of all Z scores of the bond lengths (or angles).

Mol	Chain	Bond lengths		Bond angles	
		RMSZ	# Z  >5	RMSZ	# Z  >5
1	A	0.46	0/3787	0.63	0/5122
1	E	0.46	0/3787	0.63	1/5122 (0.0%)
1	I	0.47	0/3787	0.64	0/5122
1	M	0.47	0/3787	0.64	0/5122
2	B	0.68	0/396	1.01	0/614
2	F	0.64	0/396	0.96	0/614
2	J	0.68	0/418	1.06	1/648 (0.2%)
2	N	0.69	0/418	1.00	1/648 (0.2%)
3	C	0.67	0/361	1.04	1/562 (0.2%)
3	G	0.65	0/361	1.02	0/562
4	D	0.31	0/76	0.58	0/117
4	H	0.32	0/76	0.53	0/117
4	L	0.27	0/102	0.54	0/158
4	P	0.30	0/102	0.55	0/158
5	K	0.71	0/340	1.16	0/530
5	O	0.67	0/340	1.10	0/530
All	All	0.50	0/18534	0.72	4/25746 (0.0%)

There are no bond length outliers.

All (4) bond angle outliers are listed below:

Mol	Chain	Res	Type	Atoms	Z	Observed(°)	Ideal(°)
1	E	213	ASP	CB-CG-OD1	5.58	123.32	118.30
2	J	598	A	C3'-C2'-C1'	5.14	105.61	101.50
3	C	697	A	C2-N3-C4	5.13	113.17	110.60
2	N	598	A	C3'-C2'-C1'	5.05	105.54	101.50

There are no chirality outliers.

There are no planarity outliers.



## 5.2 Too-close contacts

In the following table, the Non-H and H(model) columns list the number of non-hydrogen atoms and hydrogen atoms in the chain respectively. The H(added) column lists the number of hydrogen atoms added and optimized by MolProbity. The Clashes column lists the number of clashes within the asymmetric unit, whereas Symm-Clashes lists symmetry related clashes.

Mol	Chain	Non-H	H(model)	H(added)	Clashes	Symm-Clashes
1	A	3697	0	3658	98	0
1	E	3697	0	3658	88	0
1	I	3697	0	3658	99	0
1	M	3697	0	3658	97	0
2	B	357	0	184	26	0
2	F	357	0	184	21	0
2	J	377	0	194	18	0
2	N	377	0	194	19	0
3	C	322	0	167	9	0
3	G	322	0	167	7	0
4	D	68	0	34	13	0
4	H	68	0	34	7	0
4	L	91	0	45	4	0
4	P	91	0	45	4	0
5	K	303	0	156	10	0
5	O	303	0	156	7	0
6	A	1	0	0	0	0
6	E	1	0	0	0	0
6	I	1	0	0	0	0
6	M	1	0	0	0	0
7	A	12	0	24	2	0
7	E	12	0	24	3	0
7	I	8	0	16	0	0
7	M	8	0	16	4	0
8	A	14	0	20	12	0
8	I	7	0	10	9	0
9	A	6	0	8	0	0
9	I	6	0	8	0	0
10	K	24	0	12	2	0
10	O	24	0	12	3	0
11	A	94	0	0	1	0
11	B	26	0	0	3	0
11	C	9	0	0	0	0
11	D	1	0	0	0	0
11	E	100	0	0	4	0
11	F	19	0	0	0	0
11	G	4	0	0	0	0

*Continued on next page...*

*Continued from previous page...*

Mol	Chain	Non-H	H(model)	H(added)	Clashes	Symm-Clashes
11	I	85	0	0	2	0
11	J	23	0	0	2	0
11	K	11	0	0	0	0
11	L	5	0	0	0	0
11	M	89	0	0	1	0
11	N	28	0	0	1	0
11	O	8	0	0	0	0
11	P	1	0	0	0	0
All	All	18452	0	16342	493	0

The all-atom clashscore is defined as the number of clashes found per 1000 atoms (including hydrogen atoms). The all-atom clashscore for this structure is 14.

All (493) close contacts within the same asymmetric unit are listed below, sorted by their clash magnitude.

Atom-1	Atom-2	Interatomic distance (Å)	Clash overlap (Å)
1:A:382:GLU:HB2	8:A:7001:PEG:H21	1.25	1.18
1:I:66:LYS:HG3	1:I:67:ILE:H	1.13	1.08
1:M:66:LYS:HG3	1:M:67:ILE:H	1.13	1.05
2:J:610:C:H3'	11:J:504:HOH:O	1.69	0.93
1:I:10:LYS:H	1:I:10:LYS:HD3	1.34	0.92
1:M:10:LYS:HD3	1:M:10:LYS:H	1.35	0.91
1:I:66:LYS:HG3	1:I:67:ILE:N	1.91	0.85
1:M:66:LYS:HG3	1:M:67:ILE:N	1.91	0.85
2:J:611:G:H5''	11:J:503:HOH:O	1.77	0.84
2:J:598:A:H4'	2:J:599:G:OP2	1.78	0.81
2:N:598:A:H4'	2:N:599:G:OP2	1.80	0.80
1:A:118:TYR:CD2	1:A:153:PRO:HD2	2.16	0.80
1:A:382:GLU:HB2	8:A:7001:PEG:C2	2.10	0.80
1:I:97:LEU:O	1:I:101:MET:HG3	1.82	0.80
1:A:389:HIS:CD2	8:A:7001:PEG:H42	2.17	0.79
2:B:598:A:H1'	4:D:805:G:N2	1.96	0.79
1:A:336:HIS:HB2	7:A:6017:IPA:H32	1.65	0.78
1:E:118:TYR:CD2	1:E:153:PRO:HD2	2.18	0.78
1:A:413:HIS:CD2	3:C:698:G:H4'	2.18	0.78
2:N:598:A:H1'	4:P:805:G:N2	1.98	0.78
2:J:598:A:H1'	4:L:805:G:N2	1.99	0.78
1:M:97:LEU:O	1:M:101:MET:HG3	1.84	0.77
2:N:609:C:C2'	2:N:610:C:H5'	2.15	0.76
8:A:7003:PEG:H32	3:C:698:G:OP1	1.86	0.76
1:M:364:GLU:HB2	7:M:6028:IPA:H2	1.69	0.75

*Continued on next page...*

*Continued from previous page...*

Atom-1	Atom-2	Interatomic distance (Å)	Clash overlap (Å)
1:M:227:GLU:O	7:M:6015:IPA:H11	1.86	0.75
1:I:251:MET:O	1:I:255:LYS:HG3	1.87	0.75
2:J:609:C:C2'	2:J:610:C:H5'	2.16	0.74
1:E:413:HIS:CD2	3:G:698:G:H4'	2.22	0.74
1:M:311:LYS:HD3	1:M:346:SER:HB3	1.68	0.74
1:I:311:LYS:HD3	1:I:346:SER:HB3	1.68	0.73
1:A:405:LYS:H	8:A:7003:PEG:H41	1.53	0.73
2:B:596:C:H2'	2:B:597:C:H6	1.54	0.73
2:F:596:C:H2'	2:F:597:C:H6	1.55	0.72
1:M:66:LYS:CG	1:M:67:ILE:H	1.95	0.71
2:N:608:U:H2'	2:N:609:C:O4'	1.90	0.71
2:J:608:U:H2'	2:J:609:C:O4'	1.90	0.71
1:M:251:MET:O	1:M:255:LYS:HG3	1.89	0.71
1:A:25:LEU:HD13	1:A:162:LEU:HD23	1.72	0.70
1:E:166:THR:HG23	11:E:564:HOH:O	1.91	0.70
2:J:609:C:H2'	2:J:610:C:H5'	1.74	0.69
1:A:18:ASN:HB2	4:D:805:G:C8	2.27	0.69
1:A:339:ASP:OD2	1:A:342:LEU:HG	1.92	0.69
2:F:608:U:H2'	2:F:609:C:O4'	1.93	0.69
1:M:65:ASN:O	1:M:66:LYS:HG2	1.92	0.69
1:M:80:HIS:CE1	1:M:318:LEU:HB3	2.28	0.69
2:J:600:G:O2'	2:J:601:U:H5'	1.92	0.68
2:N:609:C:H2'	2:N:610:C:H5'	1.73	0.68
1:E:339:ASP:OD2	1:E:342:LEU:HG	1.93	0.68
1:I:134:GLN:HB2	11:I:594:HOH:O	1.94	0.68
2:B:608:U:H2'	2:B:609:C:O4'	1.93	0.68
2:N:600:G:O2'	2:N:601:U:H5'	1.94	0.68
1:I:66:LYS:HG3	1:I:67:ILE:HG23	1.74	0.68
2:B:598:A:H1'	4:D:805:G:H22	1.57	0.67
2:B:598:A:H1'	4:D:805:G:C2	2.29	0.67
1:A:97:LEU:O	1:A:101:MET:HG3	1.95	0.67
1:I:309:LEU:HD23	1:I:343:LEU:HD21	1.77	0.67
2:N:607:G:O2'	2:N:608:U:H5'	1.95	0.67
2:F:598:A:H1'	4:H:805:G:C2	2.30	0.66
1:I:413:HIS:CD2	5:K:698:G:H4'	2.30	0.66
1:M:312:THR:HB	1:M:313:TYR:HD2	1.60	0.66
1:I:316:ILE:HG13	1:I:334:TYR:CZ	2.30	0.66
3:C:701:A:H2'	3:C:702:DC:O4'	1.96	0.66
1:I:105:ASP:OD2	1:I:200:LYS:HE2	1.95	0.66
1:M:66:LYS:HG3	1:M:67:ILE:HG23	1.77	0.66
1:I:65:ASN:O	1:I:66:LYS:HG2	1.96	0.66

*Continued on next page...*

*Continued from previous page...*

Atom-1	Atom-2	Interatomic distance (Å)	Clash overlap (Å)
1:M:105:ASP:OD2	1:M:200:LYS:HE2	1.96	0.66
2:F:598:A:H1'	4:H:805:G:N1	2.11	0.66
3:G:701:A:H2'	3:G:702:DC:O4'	1.96	0.66
1:E:25:LEU:HD13	1:E:162:LEU:HD23	1.78	0.65
1:A:70:VAL:HG21	1:A:251:MET:HE1	1.79	0.65
2:J:598:A:H1'	4:L:805:G:C2	2.31	0.65
1:I:312:THR:HB	1:I:313:TYR:HD2	1.61	0.65
1:I:80:HIS:CE1	1:I:318:LEU:HB3	2.30	0.65
1:M:120:TYR:HE1	1:M:144:LEU:HD22	1.62	0.65
1:E:97:LEU:O	1:E:101:MET:HG3	1.97	0.64
1:M:309:LEU:HD23	1:M:343:LEU:HD21	1.79	0.64
2:J:607:G:O2'	2:J:608:U:H5'	1.98	0.64
1:I:164:SER:O	1:I:168:VAL:HG23	1.98	0.64
1:I:120:TYR:HE1	1:I:144:LEU:HD22	1.63	0.64
1:A:382:GLU:CB	8:A:7001:PEG:H21	2.15	0.63
1:M:164:SER:O	1:M:168:VAL:HG23	1.98	0.63
1:M:316:ILE:HG13	1:M:334:TYR:CZ	2.33	0.63
1:M:383:LYS:NZ	1:M:383:LYS:HB2	2.13	0.63
1:I:383:LYS:HB2	1:I:383:LYS:NZ	2.14	0.63
1:A:20:PRO:HD3	11:B:348:HOH:O	1.98	0.63
2:F:596:C:H2'	2:F:597:C:C6	2.35	0.62
1:A:260:ASP:N	1:A:260:ASP:OD2	2.33	0.62
1:I:398:HIS:O	1:I:402:ARG:HG3	1.99	0.62
1:E:18:ASN:HB2	4:H:805:G:C8	2.35	0.62
1:E:8:PRO:O	1:E:11:GLU:HG2	1.99	0.62
1:I:345:GLN:O	1:I:348:LYS:HG3	2.00	0.62
1:E:260:ASP:OD2	1:E:260:ASP:N	2.33	0.61
1:A:389:HIS:NE2	8:A:7001:PEG:H42	2.14	0.61
1:I:404:THR:HA	8:I:7002:PEG:H32	1.82	0.61
2:F:598:A:H1'	4:H:805:G:N2	2.15	0.61
1:M:413:HIS:CD2	5:O:698:G:H4'	2.34	0.61
1:E:405:LYS:O	1:E:406:ASP:HB2	1.99	0.61
10:K:4002:DCP:H5'1	10:K:4002:DCP:H6	1.81	0.61
1:M:345:GLN:O	1:M:348:LYS:HG3	1.99	0.61
1:A:405:LYS:O	1:A:406:ASP:HB2	2.00	0.61
2:N:598:A:H1'	4:P:805:G:C2	2.35	0.61
1:E:119:PRO:O	1:E:123:MET:HG3	2.01	0.61
1:A:126:LYS:HE2	11:B:465:HOH:O	2.01	0.61
1:I:118:TYR:CD1	1:I:119:PRO:HA	2.36	0.60
1:A:82:ALA:O	1:A:86:MET:HG2	2.01	0.60
2:N:609:C:C4	2:N:610:C:C5	2.89	0.60

*Continued on next page...*

*Continued from previous page...*

Atom-1	Atom-2	Interatomic distance (Å)	Clash overlap (Å)
8:A:7003:PEG:C3	3:C:698:G:OP1	2.49	0.60
2:J:609:C:C4	2:J:610:C:C5	2.89	0.60
1:M:118:TYR:CD1	1:M:119:PRO:HA	2.36	0.60
1:M:398:HIS:O	1:M:402:ARG:HG3	2.00	0.60
1:M:61:LYS:O	1:M:63:VAL:HG13	2.01	0.60
1:E:70:VAL:HG21	1:E:251:MET:HE1	1.84	0.60
1:A:8:PRO:O	1:A:11:GLU:HG2	2.01	0.60
5:K:692:G:O2'	5:K:693:G:H5'	2.01	0.60
1:M:130:ILE:HG22	1:M:131:LEU:HD12	1.82	0.60
5:O:701:A:H2'	10:O:4001:DCP:O4'	2.02	0.59
1:E:82:ALA:O	1:E:86:MET:HG2	2.03	0.59
1:I:61:LYS:O	1:I:63:VAL:HG13	2.02	0.59
2:B:611:G:H5''	11:B:508:HOH:O	2.02	0.59
2:B:596:C:H2'	2:B:597:C:C6	2.34	0.59
2:B:598:A:C1'	4:D:805:G:H22	2.16	0.59
1:A:120:TYR:HD1	1:A:123:MET:HE2	1.67	0.59
8:I:7002:PEG:H41	11:I:547:HOH:O	2.03	0.59
5:O:692:G:O2'	5:O:693:G:H5'	2.03	0.59
1:A:405:LYS:H	8:A:7003:PEG:C4	2.16	0.58
1:A:119:PRO:O	1:A:123:MET:HG3	2.03	0.58
1:I:405:LYS:O	1:I:406:ASP:HB2	2.03	0.58
1:E:306:ARG:HG2	1:E:318:LEU:HD13	1.84	0.58
1:A:54:PHE:O	1:A:57:ALA:N	2.36	0.58
2:B:609:C:C2'	2:B:610:C:H5'	2.34	0.57
2:F:609:C:C2'	2:F:610:C:H5'	2.34	0.57
1:I:309:LEU:HD21	1:I:343:LEU:HD11	1.86	0.57
1:A:6:MET:SD	1:A:278:LYS:HD3	2.44	0.57
1:M:12:VAL:HG12	1:M:12:VAL:O	2.03	0.57
1:M:54:PHE:O	1:M:57:ALA:N	2.36	0.57
1:A:306:ARG:HG2	1:A:318:LEU:HD13	1.85	0.57
1:E:120:TYR:HD1	1:E:123:MET:HE2	1.67	0.57
1:E:70:VAL:HG11	1:E:251:MET:HE3	1.86	0.57
4:H:806:G:O2'	4:H:807:A:H5'	2.05	0.57
1:M:45:LYS:HE2	1:M:55:GLU:CD	2.25	0.57
1:E:6:MET:O	1:E:7:ARG:HB3	2.04	0.57
1:I:232:PHE:CD1	1:I:354:MET:HE3	2.39	0.57
1:E:54:PHE:O	1:E:57:ALA:N	2.37	0.57
1:A:70:VAL:HG21	1:A:251:MET:CE	2.34	0.57
1:A:398:HIS:O	1:A:402:ARG:HG3	2.05	0.56
1:M:137:ASP:OD1	1:M:139:LYS:HG2	2.05	0.56
4:D:806:G:O2'	4:D:807:A:H5'	2.05	0.56

*Continued on next page...*

*Continued from previous page...*

Atom-1	Atom-2	Interatomic distance (Å)	Clash overlap (Å)
1:I:355:THR:HB	1:I:356:PRO:HD3	1.88	0.56
1:E:6:MET:SD	1:E:278:LYS:HD3	2.46	0.56
1:I:137:ASP:OD1	1:I:139:LYS:HG2	2.05	0.56
1:I:54:PHE:O	1:I:57:ALA:N	2.38	0.56
1:I:130:ILE:HG22	1:I:131:LEU:HD12	1.86	0.56
8:I:7002:PEG:C4	5:K:698:G:OP1	2.54	0.56
1:I:45:LYS:HE2	1:I:55:GLU:CD	2.25	0.56
1:M:405:LYS:O	1:M:406:ASP:HB2	2.05	0.56
1:M:309:LEU:HD21	1:M:343:LEU:HD11	1.88	0.56
3:C:692:G:O2'	3:C:693:G:H5'	2.06	0.55
1:E:164:SER:O	1:E:168:VAL:HG23	2.06	0.55
1:I:12:VAL:HG12	1:I:12:VAL:O	2.05	0.55
1:I:66:LYS:CG	1:I:67:ILE:H	1.95	0.55
2:J:609:C:O2'	2:J:610:C:H5'	2.06	0.55
1:A:6:MET:O	1:A:7:ARG:HB3	2.07	0.55
1:I:312:THR:HB	1:I:313:TYR:CD2	2.42	0.55
1:M:355:THR:HB	1:M:356:PRO:HD3	1.88	0.55
1:A:164:SER:O	1:A:168:VAL:HG23	2.06	0.55
1:E:120:TYR:CD1	1:E:123:MET:HE2	2.41	0.55
1:M:357:ALA:O	1:M:358:ASP:HB2	2.07	0.55
1:E:398:HIS:O	1:E:402:ARG:HG3	2.05	0.55
1:I:342:LEU:O	1:I:345:GLN:HB3	2.07	0.55
1:M:342:LEU:O	1:M:345:GLN:HB3	2.07	0.55
1:I:422:TRP:CZ2	1:I:423:HIS:CE1	2.96	0.54
1:M:280:TYR:HD2	1:M:280:TYR:H	1.55	0.54
2:N:609:C:H2'	2:N:610:C:C5'	2.36	0.54
1:I:405:LYS:N	8:I:7002:PEG:H32	2.22	0.54
2:J:600:G:HO2'	2:J:601:U:H5'	1.70	0.54
1:M:166:THR:O	1:M:170:GLN:HG2	2.07	0.54
2:N:609:C:O2'	2:N:610:C:H5'	2.06	0.54
1:A:309:LEU:HD23	1:A:343:LEU:HD21	1.90	0.54
2:B:598:A:H1'	4:D:805:G:N1	2.22	0.54
1:I:405:LYS:HG3	8:I:7002:PEG:H31	1.89	0.54
2:N:598:A:C4'	2:N:599:G:OP2	2.55	0.54
1:A:419:LEU:HD11	2:B:606:C:H4'	1.88	0.54
2:J:609:C:H2'	2:J:610:C:C5'	2.37	0.54
1:I:159:LYS:HG3	1:I:176:ILE:HD11	1.90	0.54
1:M:1:GLY:N	11:M:550:HOH:O	2.40	0.54
1:M:208:SER:HA	1:M:325:ALA:O	2.08	0.54
1:A:61:LYS:O	1:A:63:VAL:HG13	2.07	0.53
1:I:232:PHE:CE1	1:I:354:MET:HE3	2.43	0.53

*Continued on next page...*

*Continued from previous page...*

Atom-1	Atom-2	Interatomic distance (Å)	Clash overlap (Å)
1:M:250:LYS:HG2	1:M:262:VAL:HB	1.90	0.53
1:M:312:THR:HB	1:M:313:TYR:CD2	2.40	0.53
1:I:166:THR:O	1:I:170:GLN:HG2	2.08	0.53
1:I:357:ALA:O	1:I:358:ASP:HB2	2.07	0.53
1:I:10:LYS:CD	1:I:10:LYS:H	2.13	0.53
1:A:413:HIS:HD2	3:C:698:G:H4'	1.67	0.53
1:E:70:VAL:HG21	1:E:251:MET:CE	2.38	0.53
1:A:120:TYR:CD1	1:A:123:MET:HE2	2.43	0.53
1:E:128:ARG:HG3	11:E:491:HOH:O	2.08	0.53
1:I:280:TYR:HD2	1:I:280:TYR:H	1.55	0.53
1:M:6:MET:HG2	1:M:280:TYR:HB3	1.91	0.53
2:J:598:A:C4'	2:J:599:G:OP2	2.54	0.53
1:A:4:GLN:O	1:A:5:TRP:HB3	2.09	0.53
1:E:70:VAL:HG11	1:E:251:MET:CE	2.40	0.52
1:I:339:ASP:OD1	1:I:341:SER:OG	2.22	0.52
5:O:690:C:H2'	5:O:691:C:C6	2.44	0.52
1:M:339:ASP:OD1	1:M:341:SER:OG	2.21	0.52
1:I:208:SER:HA	1:I:325:ALA:O	2.09	0.52
1:I:405:LYS:HG3	8:I:7002:PEG:C3	2.39	0.52
1:I:6:MET:HG2	1:I:280:TYR:HB3	1.91	0.52
1:M:280:TYR:CD2	1:M:280:TYR:N	2.78	0.52
1:E:419:LEU:HD11	2:F:606:C:H4'	1.91	0.52
3:G:692:G:O2'	3:G:693:G:H5'	2.09	0.52
1:I:177:GLU:O	1:I:289:GLY:HA3	2.10	0.52
1:I:66:LYS:HG3	1:I:67:ILE:CG2	2.40	0.52
1:I:66:LYS:CG	1:I:67:ILE:N	2.64	0.52
1:A:195:TYR:HA	1:A:295:ILE:CD1	2.40	0.51
1:E:270:HIS:CE1	1:E:281:CYS:SG	3.03	0.51
5:K:701:A:H2'	10:K:4002:DCP:O4'	2.10	0.51
1:M:275:TYR:O	1:M:276:LYS:HB2	2.08	0.51
1:A:127:LYS:HE3	1:A:181:LEU:HD13	1.93	0.51
1:E:4:GLN:O	1:E:5:TRP:HB3	2.09	0.51
1:E:309:LEU:HD23	1:E:343:LEU:HD21	1.93	0.51
1:A:128:ARG:HG3	11:A:486:HOH:O	2.09	0.51
1:E:127:LYS:HE3	1:E:181:LEU:HD13	1.93	0.51
1:E:237:TYR:CG	1:E:328:ASP:HB3	2.46	0.51
1:I:339:ASP:HB3	1:I:342:LEU:HG	1.92	0.51
1:M:367:THR:HA	7:M:6015:IPA:C3	2.41	0.51
1:I:356:PRO:HG2	1:I:360:SER:O	2.11	0.51
1:M:334:TYR:CD1	1:M:335:PRO:CD	2.94	0.51
1:E:277:ASN:C	1:E:277:ASN:HD22	2.14	0.51

*Continued on next page...*

*Continued from previous page...*

Atom-1	Atom-2	Interatomic distance (Å)	Clash overlap (Å)
1:I:406:ASP:OD1	1:I:408:ARG:HG3	2.10	0.51
1:A:70:VAL:HG11	1:A:251:MET:HE3	1.93	0.51
1:A:287:PRO:O	1:A:293:THR:HG21	2.11	0.51
1:M:406:ASP:OD1	1:M:408:ARG:HG3	2.11	0.51
1:A:159:LYS:HG3	1:A:176:ILE:HD11	1.93	0.50
1:E:6:MET:O	1:E:7:ARG:CB	2.59	0.50
1:M:422:TRP:CZ2	1:M:423:HIS:CE1	2.99	0.50
1:I:250:LYS:HG2	1:I:262:VAL:HB	1.94	0.50
5:K:690:C:H2'	5:K:691:C:C6	2.46	0.50
1:A:166:THR:O	1:A:170:GLN:HG2	2.11	0.50
1:E:120:TYR:HD1	1:E:123:MET:CE	2.24	0.50
1:E:166:THR:O	1:E:170:GLN:HG2	2.12	0.50
1:E:413:HIS:HD2	3:G:698:G:H4'	1.70	0.50
1:M:356:PRO:HG2	1:M:360:SER:O	2.10	0.50
1:A:10:LYS:N	1:A:10:LYS:HE3	2.26	0.50
1:A:130:ILE:HG23	1:A:140:GLU:HG3	1.93	0.50
2:B:600:G:O2'	2:B:601:U:H5'	2.11	0.50
1:M:232:PHE:CD1	1:M:354:MET:HE3	2.47	0.50
1:A:70:VAL:HG11	1:A:251:MET:CE	2.42	0.50
5:K:693:G:H2'	5:K:694:A:C8	2.46	0.50
1:M:339:ASP:HB3	1:M:342:LEU:HG	1.93	0.50
1:A:277:ASN:HD22	1:A:277:ASN:C	2.15	0.50
1:E:287:PRO:O	1:E:293:THR:HG21	2.12	0.50
2:F:604:C:H2'	2:F:605:U:O4'	2.11	0.49
5:O:693:G:H2'	5:O:694:A:C8	2.47	0.49
1:A:237:TYR:CG	1:A:328:ASP:HB3	2.47	0.49
1:E:31:HIS:CD2	1:E:402:ARG:NH2	2.80	0.49
1:E:431:LYS:O	1:E:434:ALA:HB3	2.12	0.49
1:E:10:LYS:N	1:E:10:LYS:HE3	2.27	0.49
1:E:130:ILE:HG23	1:E:140:GLU:HG3	1.94	0.49
2:F:598:A:OP2	2:F:598:A:C8	2.65	0.49
1:M:120:TYR:CE1	1:M:144:LEU:HD22	2.46	0.49
1:M:367:THR:HA	7:M:6015:IPA:H31	1.95	0.49
3:C:688:G:O4'	2:F:612:G:H2'	2.13	0.49
1:A:120:TYR:HD1	1:A:123:MET:CE	2.25	0.48
1:A:16:ILE:HG22	4:D:805:G:H5''	1.95	0.48
1:A:31:HIS:CD2	1:A:402:ARG:NH2	2.81	0.48
1:A:431:LYS:O	1:A:434:ALA:HB3	2.13	0.48
1:A:25:LEU:HD13	1:A:162:LEU:CD2	2.41	0.48
2:B:607:G:H2'	2:B:608:U:C6	2.48	0.48
1:I:120:TYR:CE1	1:I:144:LEU:HD22	2.47	0.48

*Continued on next page...*



*Continued from previous page...*

Atom-1	Atom-2	Interatomic distance (Å)	Clash overlap (Å)
1:E:237:TYR:CD2	1:E:328:ASP:HB3	2.48	0.48
1:E:195:TYR:HA	1:E:295:ILE:CD1	2.43	0.48
1:E:61:LYS:O	1:E:63:VAL:HG13	2.13	0.48
2:B:604:C:H2'	2:B:605:U:O4'	2.14	0.48
2:F:607:G:H2'	2:F:608:U:C6	2.48	0.48
1:I:275:TYR:O	1:I:276:LYS:HB2	2.13	0.48
1:M:334:TYR:CD1	1:M:335:PRO:HD2	2.48	0.48
2:F:607:G:O2'	2:F:608:U:H5'	2.14	0.48
2:F:598:A:H1'	4:H:805:G:H1	1.77	0.48
4:D:807:A:OP2	4:D:807:A:H8	1.97	0.48
1:M:342:LEU:O	1:M:345:GLN:N	2.38	0.48
1:M:304:ILE:O	1:M:308:LEU:HG	2.14	0.48
1:I:316:ILE:HG13	1:I:334:TYR:OH	2.14	0.48
1:M:159:LYS:HG3	1:M:176:ILE:HD11	1.95	0.48
1:A:12:VAL:O	1:A:12:VAL:HG12	2.13	0.47
1:A:18:ASN:HB2	4:D:805:G:O4'	2.14	0.47
11:E:495:HOH:O	3:G:702:DC:H5'	2.13	0.47
1:I:246:PHE:O	1:I:249:LEU:HB3	2.13	0.47
1:I:383:LYS:HB2	1:I:383:LYS:HZ2	1.78	0.47
1:A:422:TRP:CZ2	1:A:423:HIS:CE1	3.03	0.47
2:B:609:C:O2'	2:B:610:C:H5'	2.14	0.47
1:E:208:SER:HA	1:E:325:ALA:O	2.14	0.47
1:I:56:GLU:O	1:I:60:SER:HB3	2.14	0.47
1:E:218:TRP:CD1	1:E:390:PRO:HA	2.50	0.47
1:M:66:LYS:HG3	1:M:67:ILE:CG2	2.43	0.47
1:A:322:LYS:HB2	1:A:333:SER:OG	2.14	0.47
1:E:311:LYS:HE2	1:E:346:SER:HB3	1.96	0.47
2:F:609:C:O2'	2:F:610:C:H5'	2.14	0.47
4:H:807:A:H8	4:H:807:A:OP2	1.97	0.47
1:I:320:HIS:O	1:I:334:TYR:HD1	1.98	0.47
1:I:334:TYR:CD1	1:I:335:PRO:CD	2.97	0.47
1:A:339:ASP:CG	1:A:342:LEU:HG	2.34	0.47
1:E:159:LYS:HG3	1:E:176:ILE:HD11	1.97	0.47
1:E:339:ASP:CG	1:E:342:LEU:HG	2.34	0.47
1:I:334:TYR:CD1	1:I:335:PRO:HD2	2.49	0.47
2:F:600:G:O2'	2:F:601:U:H5'	2.15	0.47
1:M:260:ASP:N	1:M:260:ASP:OD2	2.45	0.47
2:B:598:A:C8	2:B:598:A:OP2	2.68	0.47
2:B:612:G:H2'	3:G:688:G:O4'	2.14	0.47
1:I:16:ILE:O	4:L:805:G:H4'	2.15	0.47
1:A:9:SER:HB3	1:A:279:THR:OG1	2.15	0.47

*Continued on next page...*

*Continued from previous page...*

Atom-1	Atom-2	Interatomic distance (Å)	Clash overlap (Å)
2:B:607:G:O2'	2:B:608:U:H5'	2.15	0.47
1:E:12:VAL:O	1:E:12:VAL:HG12	2.15	0.47
1:I:280:TYR:CD2	1:I:280:TYR:N	2.77	0.47
8:I:7002:PEG:C3	5:K:698:G:OP1	2.62	0.47
1:A:4:GLN:O	1:A:5:TRP:CB	2.63	0.46
1:A:6:MET:O	1:A:7:ARG:CB	2.62	0.46
1:I:154:LEU:HD23	1:I:179:SER:HA	1.96	0.46
1:M:275:TYR:CE1	1:M:276:LYS:HG3	2.50	0.46
1:E:4:GLN:O	1:E:5:TRP:CB	2.63	0.46
1:A:382:GLU:H	8:A:7001:PEG:H21	1.80	0.46
1:I:304:ILE:O	1:I:308:LEU:HG	2.16	0.46
1:I:313:TYR:N	1:I:313:TYR:CD2	2.84	0.46
1:E:364:GLU:HB2	7:E:6008:IPA:H2	1.96	0.46
1:A:18:ASN:CB	4:D:805:G:C8	2.97	0.46
1:E:287:PRO:HB2	1:E:290:CYS:SG	2.55	0.46
1:E:322:LYS:HB2	1:E:333:SER:OG	2.15	0.46
1:E:212:CYS:HA	7:E:6007:IPA:H11	1.97	0.46
1:I:342:LEU:O	1:I:345:GLN:N	2.40	0.46
1:M:316:ILE:HG13	1:M:334:TYR:OH	2.16	0.46
1:A:237:TYR:CD2	1:A:328:ASP:HB3	2.51	0.46
1:M:154:LEU:HD23	1:M:179:SER:HA	1.98	0.45
1:M:56:GLU:O	1:M:60:SER:HB3	2.16	0.45
5:K:688:G:O4'	2:N:612:G:H2'	2.16	0.45
2:B:598:A:C1'	4:D:805:G:N2	2.71	0.45
2:F:606:C:H2'	2:F:607:G:C8	2.51	0.45
1:M:120:TYR:HB3	1:M:125:LYS:HB3	1.97	0.45
1:A:218:TRP:CD1	1:A:390:PRO:HA	2.50	0.45
2:B:606:C:H2'	2:B:607:G:C8	2.52	0.45
1:E:355:THR:O	1:E:356:PRO:C	2.54	0.45
1:I:120:TYR:HB3	1:I:125:LYS:HB3	1.98	0.45
1:M:101:MET:HE2	1:M:131:LEU:HG	1.98	0.45
1:M:187:MET:CB	1:M:291:SER:HB3	2.46	0.45
1:A:287:PRO:HB2	1:A:290:CYS:SG	2.57	0.45
1:A:39:GLU:HG3	1:A:168:VAL:HG21	1.99	0.45
1:A:208:SER:HA	1:A:325:ALA:O	2.16	0.45
1:A:334:TYR:CG	1:A:335:PRO:HD2	2.52	0.45
2:B:597:C:O2	2:B:597:C:H2'	2.17	0.45
1:I:275:TYR:CE1	1:I:276:LYS:HG3	2.52	0.45
1:M:177:GLU:O	1:M:289:GLY:HA3	2.16	0.45
1:M:246:PHE:O	1:M:249:LEU:HB3	2.17	0.45
1:A:14:TYR:HE1	1:A:118:TYR:HH	1.61	0.45

*Continued on next page...*

*Continued from previous page...*

Atom-1	Atom-2	Interatomic distance (Å)	Clash overlap (Å)
2:B:597:C:H3'	2:B:598:A:H8	1.82	0.45
2:F:597:C:H3'	2:F:598:A:H8	1.82	0.45
1:E:270:HIS:NE2	1:E:272:HIS:HE1	2.14	0.45
1:I:260:ASP:N	1:I:260:ASP:OD2	2.47	0.45
1:I:273:HIS:HB2	1:I:280:TYR:CE2	2.52	0.45
1:I:2:GLU:HG2	1:I:4:GLN:OE1	2.17	0.45
1:E:334:TYR:CG	1:E:335:PRO:CD	3.00	0.44
1:E:165:LYS:O	1:E:169:GLU:HG3	2.18	0.44
1:E:395:LYS:HE3	1:E:395:LYS:HB3	1.53	0.44
3:G:690:C:H2'	3:G:691:C:C6	2.52	0.44
1:M:66:LYS:CG	1:M:67:ILE:N	2.64	0.44
1:A:31:HIS:CD2	1:A:402:ARG:HH21	2.36	0.44
1:M:318:LEU:HA	1:M:318:LEU:HD23	1.67	0.44
2:N:602:C:H5'	11:N:358:HOH:O	2.17	0.44
1:A:311:LYS:HE2	1:A:346:SER:HB3	1.99	0.44
1:A:334:TYR:CG	1:A:335:PRO:CD	3.01	0.44
1:A:273:HIS:N	1:A:273:HIS:CD2	2.85	0.44
3:C:690:C:H2'	3:C:691:C:C6	2.53	0.44
1:E:25:LEU:HD13	1:E:162:LEU:CD2	2.45	0.44
1:M:392:MET:O	1:M:424:ASN:ND2	2.45	0.44
1:E:321:LEU:O	1:E:322:LYS:HD3	2.18	0.44
2:J:612:G:H2'	5:O:688:G:O4'	2.18	0.44
1:I:101:MET:HE2	1:I:131:LEU:HG	2.01	0.43
1:M:2:GLU:HG2	1:M:4:GLN:OE1	2.18	0.43
1:E:39:GLU:HB2	1:E:40:PRO:HD2	2.01	0.43
1:E:273:HIS:CD2	1:E:273:HIS:N	2.87	0.43
1:A:355:THR:O	1:A:356:PRO:C	2.56	0.43
1:E:337:GLU:HG3	1:E:337:GLU:O	2.18	0.43
1:E:356:PRO:HD3	1:E:363:PHE:CZ	2.53	0.43
1:I:187:MET:CB	1:I:291:SER:HB3	2.48	0.43
1:A:26:GLU:HG2	1:A:404:THR:HG23	2.01	0.43
1:E:9:SER:HB3	1:E:279:THR:OG1	2.18	0.43
1:I:310:LEU:HA	1:I:310:LEU:HD23	1.77	0.43
1:I:31:HIS:CD2	1:I:402:ARG:HH21	2.36	0.43
1:M:313:TYR:CD2	1:M:313:TYR:N	2.85	0.43
1:M:322:LYS:HD3	1:M:322:LYS:HA	1.67	0.43
1:M:378:PHE:O	1:M:379:ARG:HD3	2.19	0.43
1:M:65:ASN:O	1:M:66:LYS:CG	2.64	0.43
2:J:600:G:C2'	2:J:601:U:H5'	2.49	0.43
1:M:273:HIS:HB2	1:M:280:TYR:CE2	2.53	0.43
1:A:395:LYS:HE3	1:A:395:LYS:HB3	1.50	0.43

*Continued on next page...*

*Continued from previous page...*

Atom-1	Atom-2	Interatomic distance (Å)	Clash overlap (Å)
1:E:14:TYR:HE1	1:E:118:TYR:HH	1.62	0.43
1:E:334:TYR:CG	1:E:335:PRO:HD2	2.53	0.43
1:I:107:LEU:HD23	1:I:108:GLU:O	2.19	0.43
1:I:355:THR:HB	1:I:356:PRO:CD	2.49	0.43
1:I:355:THR:CB	1:I:356:PRO:CD	2.97	0.43
1:M:174:ARG:HD3	10:O:4001:DCP:O1A	2.18	0.43
1:M:320:HIS:O	1:M:334:TYR:HD1	2.02	0.43
1:M:355:THR:CB	1:M:356:PRO:CD	2.97	0.43
1:A:165:LYS:O	1:A:169:GLU:HG3	2.19	0.43
1:A:273:HIS:HB2	1:A:280:TYR:CE2	2.54	0.43
2:N:600:G:HO2'	2:N:601:U:H5'	1.83	0.43
1:M:232:PHE:CE1	1:M:354:MET:HE3	2.54	0.43
1:E:39:GLU:HG3	1:E:168:VAL:HG21	2.00	0.42
1:A:159:LYS:HD3	1:A:161:GLU:CD	2.40	0.42
1:A:392:MET:HA	1:A:393:PRO:HD3	1.90	0.42
1:A:454:TYR:OH	8:A:7001:PEG:H12	2.18	0.42
1:E:342:LEU:O	1:E:345:GLN:HB3	2.19	0.42
2:F:598:A:OP2	2:F:598:A:H8	2.01	0.42
1:I:20:PRO:HG3	2:J:598:A:C4	2.54	0.42
1:I:450:TYR:C	1:I:450:TYR:CD2	2.93	0.42
1:M:31:HIS:CD2	1:M:402:ARG:HH21	2.36	0.42
2:F:597:C:O2	2:F:597:C:H2'	2.18	0.42
10:O:4001:DCP:H5'2	10:O:4001:DCP:H6	2.01	0.42
1:E:273:HIS:HB2	1:E:280:TYR:CE2	2.54	0.42
1:M:305:ILE:O	1:M:306:ARG:C	2.58	0.42
1:A:337:GLU:O	1:A:337:GLU:HG3	2.18	0.42
1:A:356:PRO:HD3	1:A:363:PHE:CZ	2.55	0.42
1:E:112:LEU:HD11	1:E:133:LYS:HG3	2.02	0.42
1:E:422:TRP:CZ2	1:E:423:HIS:CE1	3.08	0.42
1:I:419:LEU:HD23	1:I:419:LEU:N	2.34	0.42
2:N:595:U:O4	4:P:807:A:N1	2.53	0.42
1:A:280:TYR:CD2	1:A:280:TYR:N	2.88	0.42
2:F:602:C:H2'	2:F:603:U:C6	2.55	0.42
1:E:309:LEU:HB3	1:E:316:ILE:HD13	2.02	0.42
1:E:31:HIS:CD2	1:E:402:ARG:HH21	2.38	0.42
1:M:322:LYS:HB2	1:M:333:SER:OG	2.20	0.42
1:A:217:PHE:CD1	7:A:6013:IPA:H13	2.55	0.41
1:E:226:GLU:HG2	1:E:322:LYS:CG	2.50	0.41
1:M:334:TYR:CG	1:M:335:PRO:CD	3.03	0.41
1:A:422:TRP:CD1	1:A:453:LEU:HD13	2.55	0.41
2:B:598:A:H1'	4:D:805:G:H1	1.86	0.41

*Continued on next page...*

*Continued from previous page...*

Atom-1	Atom-2	Interatomic distance (Å)	Clash overlap (Å)
1:I:10:LYS:HD3	1:I:10:LYS:N	2.17	0.41
1:E:351:GLY:O	11:E:497:HOH:O	2.21	0.41
1:A:410:THR:O	1:A:414:VAL:HG23	2.20	0.41
1:I:124:GLY:HA2	4:L:806:G:O2'	2.20	0.41
1:A:112:LEU:HD11	1:A:133:LYS:HG3	2.03	0.41
1:E:7:ARG:O	1:E:8:PRO:C	2.58	0.41
1:I:318:LEU:HA	1:I:318:LEU:HD23	1.69	0.41
1:I:322:LYS:HB2	1:I:333:SER:OG	2.21	0.41
1:M:10:LYS:N	1:M:10:LYS:HD3	2.18	0.41
2:N:604:C:H2'	2:N:605:U:O4'	2.20	0.41
1:E:286:MET:HB3	1:E:286:MET:HE3	1.90	0.41
1:I:290:CYS:O	1:I:293:THR:HG23	2.20	0.41
1:M:34:PHE:O	1:M:402:ARG:HD2	2.21	0.41
1:A:226:GLU:HG2	1:A:322:LYS:CG	2.51	0.41
1:A:451:SER:O	1:A:455:ARG:HG3	2.20	0.41
1:E:111:ASP:O	1:E:127:LYS:HD2	2.20	0.41
1:E:280:TYR:N	1:E:280:TYR:CD2	2.89	0.41
1:E:378:PHE:N	1:E:378:PHE:CD1	2.89	0.41
1:I:378:PHE:O	1:I:379:ARG:HD3	2.21	0.41
5:K:696:G:H2'	5:K:697:A:O5'	2.20	0.41
1:M:334:TYR:CD1	1:M:335:PRO:HD3	2.56	0.41
1:M:342:LEU:O	1:M:345:GLN:CB	2.69	0.41
1:A:433:LEU:O	1:A:437:ARG:HD2	2.20	0.41
1:A:440:PRO:HA	1:A:443:ARG:NH1	2.35	0.41
1:A:7:ARG:O	1:A:8:PRO:C	2.58	0.41
2:B:598:A:H8	2:B:598:A:OP2	2.03	0.41
1:E:228:LYS:HA	7:E:6010:IPA:H31	2.03	0.41
1:A:342:LEU:O	1:A:345:GLN:HB3	2.21	0.41
2:B:607:G:H2'	2:B:608:U:H6	1.86	0.41
1:I:17:ILE:O	1:I:276:LYS:HA	2.21	0.41
5:O:696:G:H2'	5:O:697:A:O5'	2.21	0.41
1:A:405:LYS:N	8:A:7003:PEG:H41	2.29	0.41
1:I:404:THR:HA	8:I:7002:PEG:C3	2.50	0.41
8:I:7002:PEG:H42	5:K:698:G:OP1	2.21	0.41
1:M:306:ARG:HG2	1:M:318:LEU:HD13	2.03	0.41
1:M:392:MET:HA	1:M:393:PRO:HD3	1.77	0.41
1:I:107:LEU:CD2	1:I:188:ARG:NH2	2.84	0.40
1:I:334:TYR:CG	1:I:335:PRO:CD	3.05	0.40
1:M:47:ASP:OD1	1:M:49:ARG:HB2	2.20	0.40
3:C:692:G:H2'	3:C:693:G:H8	1.87	0.40
1:E:356:PRO:HD3	1:E:363:PHE:CE2	2.57	0.40

*Continued on next page...*

Continued from previous page...

Atom-1	Atom-2	Interatomic distance (Å)	Clash overlap (Å)
1:M:10:LYS:CD	1:M:10:LYS:H	2.14	0.40
1:M:355:THR:HB	1:M:356:PRO:CD	2.49	0.40
1:M:65:ASN:O	1:M:66:LYS:CB	2.69	0.40
2:N:598:A:H1'	4:P:805:G:H22	1.79	0.40
1:A:447:LEU:HA	1:A:448:PRO:HD2	1.93	0.40
1:A:51:LYS:O	1:A:52:THR:HB	2.21	0.40
2:B:602:C:H2'	2:B:603:U:C6	2.56	0.40
1:E:374:LEU:O	1:E:375:LYS:HB2	2.21	0.40
1:I:305:ILE:O	1:I:306:ARG:C	2.59	0.40
2:N:600:G:C2'	2:N:601:U:H5'	2.52	0.40
1:E:278:LYS:HB2	1:E:279:THR:H	1.79	0.40
1:I:342:LEU:O	1:I:345:GLN:CB	2.69	0.40
1:I:65:ASN:O	1:I:66:LYS:CB	2.69	0.40
1:M:5:TRP:HB2	1:M:6:MET:H	1.63	0.40
1:E:392:MET:HA	1:E:393:PRO:HD3	1.89	0.40
1:I:217:PHE:CE2	1:I:221:ILE:HD11	2.57	0.40
1:M:419:LEU:N	1:M:419:LEU:HD23	2.37	0.40

There are no symmetry-related clashes.

## 5.3 Torsion angles

### 5.3.1 Protein backbone

In the following table, the Percentiles column shows the percent Ramachandran outliers of the chain as a percentile score with respect to all X-ray entries followed by that with respect to entries of similar resolution.

The Analysed column shows the number of residues for which the backbone conformation was analysed, and the total number of residues.

Mol	Chain	Analysed	Favoured	Allowed	Outliers	Percentiles	
1	A	459/471 (98%)	433 (94%)	22 (5%)	4 (1%)	20	34
1	E	459/471 (98%)	431 (94%)	24 (5%)	4 (1%)	20	34
1	I	459/471 (98%)	420 (92%)	33 (7%)	6 (1%)	14	24
1	M	459/471 (98%)	419 (91%)	35 (8%)	5 (1%)	17	28
All	All	1836/1884 (98%)	1703 (93%)	114 (6%)	19 (1%)	18	31

All (19) Ramachandran outliers are listed below:

Mol	Chain	Res	Type
1	A	7	ARG
1	E	7	ARG
1	I	6	MET
1	I	66	LYS
1	M	6	MET
1	M	66	LYS
1	A	406	ASP
1	E	406	ASP
1	A	5	TRP
1	A	54	PHE
1	E	5	TRP
1	E	54	PHE
1	I	227	GLU
1	I	406	ASP
1	M	276	LYS
1	I	71	ASP
1	I	276	LYS
1	M	406	ASP
1	M	227	GLU

### 5.3.2 Protein sidechains ⓘ

In the following table, the Percentiles column shows the percent sidechain outliers of the chain as a percentile score with respect to all X-ray entries followed by that with respect to entries of similar resolution.

The Analysed column shows the number of residues for which the sidechain conformation was analysed, and the total number of residues.

Mol	Chain	Analysed	Rotameric	Outliers	Percentiles	
1	A	403/412 (98%)	374 (93%)	29 (7%)	17	30
1	E	403/412 (98%)	374 (93%)	29 (7%)	17	30
1	I	403/412 (98%)	377 (94%)	26 (6%)	20	35
1	M	403/412 (98%)	378 (94%)	25 (6%)	21	37
All	All	1612/1648 (98%)	1503 (93%)	109 (7%)	18	32

All (109) residues with a non-rotameric sidechain are listed below:

Mol	Chain	Res	Type
1	A	4	GLN
1	A	9	SER
1	A	10	LYS

*Continued on next page...*

*Continued from previous page...*

Mol	Chain	Res	Type
1	A	16	ILE
1	A	42	VAL
1	A	60	SER
1	A	66	LYS
1	A	94	GLN
1	A	166	THR
1	A	200	LYS
1	A	218	TRP
1	A	220	LYS
1	A	261	ARG
1	A	272	HIS
1	A	277	ASN
1	A	278	LYS
1	A	280	TYR
1	A	286	MET
1	A	326	TYR
1	A	337	GLU
1	A	338	VAL
1	A	346	SER
1	A	358	ASP
1	A	360	SER
1	A	395	LYS
1	A	415	ARG
1	A	428	GLU
1	A	441	ILE
1	A	451	SER
1	E	4	GLN
1	E	9	SER
1	E	10	LYS
1	E	16	ILE
1	E	42	VAL
1	E	60	SER
1	E	66	LYS
1	E	166	THR
1	E	200	LYS
1	E	218	TRP
1	E	220	LYS
1	E	261	ARG
1	E	272	HIS
1	E	277	ASN
1	E	278	LYS
1	E	280	TYR

*Continued on next page...*



*Continued from previous page...*

Mol	Chain	Res	Type
1	E	286	MET
1	E	326	TYR
1	E	337	GLU
1	E	338	VAL
1	E	346	SER
1	E	358	ASP
1	E	360	SER
1	E	395	LYS
1	E	415	ARG
1	E	428	GLU
1	E	431	LYS
1	E	441	ILE
1	E	451	SER
1	I	6	MET
1	I	7	ARG
1	I	10	LYS
1	I	26	GLU
1	I	43	LEU
1	I	45	LYS
1	I	54	PHE
1	I	67	ILE
1	I	72	GLU
1	I	94	GLN
1	I	208	SER
1	I	212	CYS
1	I	218	TRP
1	I	261	ARG
1	I	263	ASP
1	I	272	HIS
1	I	280	TYR
1	I	312	THR
1	I	319	ASP
1	I	346	SER
1	I	358	ASP
1	I	362	THR
1	I	395	LYS
1	I	396	GLU
1	I	419	LEU
1	I	428	GLU
1	M	6	MET
1	M	7	ARG
1	M	10	LYS

*Continued on next page...*

*Continued from previous page...*

Mol	Chain	Res	Type
1	M	26	GLU
1	M	43	LEU
1	M	45	LYS
1	M	54	PHE
1	M	67	ILE
1	M	72	GLU
1	M	94	GLN
1	M	208	SER
1	M	218	TRP
1	M	261	ARG
1	M	263	ASP
1	M	272	HIS
1	M	280	TYR
1	M	312	THR
1	M	319	ASP
1	M	346	SER
1	M	358	ASP
1	M	362	THR
1	M	395	LYS
1	M	396	GLU
1	M	419	LEU
1	M	428	GLU

Some sidechains can be flipped to improve hydrogen bonding and reduce clashes. All (9) such sidechains are listed below:

Mol	Chain	Res	Type
1	A	269	ASN
1	A	272	HIS
1	A	277	ASN
1	E	269	ASN
1	E	272	HIS
1	E	277	ASN
1	I	320	HIS
1	M	269	ASN
1	M	320	HIS

### 5.3.3 RNA

Mol	Chain	Analysed	Backbone Outliers	Pucker Outliers
2	B	16/26 (61%)	1 (6%)	0

*Continued on next page...*

*Continued from previous page...*

Mol	Chain	Analysed	Backbone Outliers	Pucker Outliers
2	F	16/26 (61%)	1 (6%)	0
2	J	17/26 (65%)	3 (17%)	1 (5%)
2	N	17/26 (65%)	3 (17%)	1 (5%)
3	C	13/15 (86%)	1 (7%)	0
3	G	13/15 (86%)	1 (7%)	0
4	D	2/9 (22%)	1 (50%)	0
4	H	2/9 (22%)	1 (50%)	0
4	L	3/9 (33%)	0	0
4	P	3/9 (33%)	0	0
5	K	13/14 (92%)	0	0
5	O	13/14 (92%)	0	0
All	All	128/198 (64%)	12 (9%)	2 (1%)

All (12) RNA backbone outliers are listed below:

Mol	Chain	Res	Type
2	B	598	A
3	C	690	C
4	D	807	A
2	F	598	A
3	G	690	C
4	H	807	A
2	J	596	C
2	J	598	A
2	J	599	G
2	N	596	C
2	N	598	A
2	N	599	G

All (2) RNA pucker outliers are listed below:

Mol	Chain	Res	Type
2	J	598	A
2	N	598	A

## 5.4 Non-standard residues in protein, DNA, RNA chains ⓘ

There are no non-standard protein/DNA/RNA residues in this entry.

## 5.5 Carbohydrates [i](#)

There are no carbohydrates in this entry.

## 5.6 Ligand geometry [i](#)

Of 21 ligands modelled in this entry, 4 are monoatomic - leaving 17 for Mogul analysis.

In the following table, the Counts columns list the number of bonds (or angles) for which Mogul statistics could be retrieved, the number of bonds (or angles) that are observed in the model and the number of bonds (or angles) that are defined in the Chemical Component Dictionary. The Link column lists molecule types, if any, to which the group is linked. The Z score for a bond length (or angle) is the number of standard deviations the observed value is removed from the expected value. A bond length (or angle) with  $|Z| > 2$  is considered an outlier worth inspection. RMSZ is the root-mean-square of all Z scores of the bond lengths (or angles).

Mol	Type	Chain	Res	Link	Bond lengths			Bond angles		
					Counts	RMSZ	$\# Z  > 2$	Counts	RMSZ	$\# Z  > 2$
7	IPA	A	6013	-	3,3,3	0.59	0	3,3,3	0.24	0
7	IPA	A	6016	-	3,3,3	0.56	0	3,3,3	0.33	0
7	IPA	A	6017	-	3,3,3	0.54	0	3,3,3	0.30	0
8	PEG	A	7001	-	6,6,6	0.48	0	5,5,5	0.38	0
8	PEG	A	7003	-	6,6,6	0.52	0	5,5,5	0.32	0
9	GOL	A	8002	6	5,5,5	0.43	0	5,5,5	0.35	0
7	IPA	E	6007	-	3,3,3	0.62	0	3,3,3	0.29	0
7	IPA	E	6008	-	3,3,3	0.57	0	3,3,3	0.24	0
7	IPA	E	6010	-	3,3,3	0.56	0	3,3,3	0.39	0
7	IPA	I	6014	-	3,3,3	0.60	0	3,3,3	0.30	0
7	IPA	I	6029	-	3,3,3	0.57	0	3,3,3	0.25	0
8	PEG	I	7002	-	6,6,6	0.58	0	5,5,5	0.16	0
9	GOL	I	8001	-	5,5,5	0.30	0	5,5,5	0.21	0
10	DCP	K	4002	-	21,25,29	1.03	2 (9%)	24,38,45	1.16	3 (12%)
7	IPA	M	6015	-	3,3,3	0.57	0	3,3,3	0.37	0
7	IPA	M	6028	-	3,3,3	0.52	0	3,3,3	0.39	0
10	DCP	O	4001	-	21,25,29	0.98	2 (9%)	24,38,45	1.29	3 (12%)

In the following table, the Chirals column lists the number of chiral outliers, the number of chiral centers analysed, the number of these observed in the model and the number defined in the Chemical Component Dictionary. Similar counts are reported in the Torsion and Rings columns. '-' means no outliers of that kind were identified.

Mol	Type	Chain	Res	Link	Chirals	Torsions	Rings
7	IPA	A	6013	-	-	0/0/0/0	0/0/0/0
7	IPA	A	6016	-	-	0/0/0/0	0/0/0/0

*Continued on next page...*

*Continued from previous page...*

Mol	Type	Chain	Res	Link	Chirals	Torsions	Rings
7	IPA	A	6017	-	-	0/0/0/0	0/0/0/0
8	PEG	A	7001	-	-	0/4/4/4	0/0/0/0
8	PEG	A	7003	-	-	0/4/4/4	0/0/0/0
9	GOL	A	8002	6	-	0/4/4/4	0/0/0/0
7	IPA	E	6007	-	-	0/0/0/0	0/0/0/0
7	IPA	E	6008	-	-	0/0/0/0	0/0/0/0
7	IPA	E	6010	-	-	0/0/0/0	0/0/0/0
7	IPA	I	6014	-	-	0/0/0/0	0/0/0/0
7	IPA	I	6029	-	-	0/0/0/0	0/0/0/0
8	PEG	I	7002	-	-	0/4/4/4	0/0/0/0
9	GOL	I	8001	-	-	0/4/4/4	0/0/0/0
10	DCP	K	4002	-	-	0/12/28/34	0/2/2/2
7	IPA	M	6015	-	-	0/0/0/0	0/0/0/0
7	IPA	M	6028	-	-	0/0/0/0	0/0/0/0
10	DCP	O	4001	-	-	0/12/28/34	0/2/2/2

All (4) bond length outliers are listed below:

Mol	Chain	Res	Type	Atoms	Z	Observed(Å)	Ideal(Å)
10	O	4001	DCP	PB-O3B	2.06	1.63	1.54
10	K	4002	DCP	PB-O3B	2.20	1.63	1.54
10	O	4001	DCP	PB-O3A	3.04	1.65	1.60
10	K	4002	DCP	PB-O3A	3.47	1.65	1.60

All (6) bond angle outliers are listed below:

Mol	Chain	Res	Type	Atoms	Z	Observed(°)	Ideal(°)
10	O	4001	DCP	O5'-PA-O1A	-2.92	97.46	109.25
10	K	4002	DCP	C5-C4-N3	-2.09	119.18	121.68
10	O	4001	DCP	O2B-PB-O1B	2.05	118.52	110.50
10	K	4002	DCP	N4-C4-N3	2.15	120.26	116.64
10	K	4002	DCP	O4'-C1'-N1	2.35	111.74	107.78
10	O	4001	DCP	N4-C4-N3	2.55	120.93	116.64

There are no chirality outliers.

There are no torsion outliers.

There are no ring outliers.

12 monomers are involved in 35 short contacts:

Mol	Chain	Res	Type	Clashes	Symm-Clashes
7	A	6013	IPA	1	0

*Continued on next page...*

*Continued from previous page...*

Mol	Chain	Res	Type	Clashes	Symm-Clashes
7	A	6017	IPA	1	0
8	A	7001	PEG	7	0
8	A	7003	PEG	5	0
7	E	6007	IPA	1	0
7	E	6008	IPA	1	0
7	E	6010	IPA	1	0
8	I	7002	PEG	9	0
10	K	4002	DCP	2	0
7	M	6015	IPA	3	0
7	M	6028	IPA	1	0
10	O	4001	DCP	3	0

## 5.7 Other polymers [i](#)

There are no such residues in this entry.

## 5.8 Polymer linkage issues [i](#)

There are no chain breaks in this entry.

## 6 Fit of model and data

### 6.1 Protein, DNA and RNA chains

In the following table, the column labelled ‘#RSRZ> 2’ contains the number (and percentage) of RSRZ outliers, followed by percent RSRZ outliers for the chain as percentile scores relative to all X-ray entries and entries of similar resolution. The OWAB column contains the minimum, median, 95<sup>th</sup> percentile and maximum values of the occupancy-weighted average B-factor per residue. The column labelled ‘Q< 0.9’ lists the number of (and percentage) of residues with an average occupancy less than 0.9.

Mol	Chain	Analysed	<RSRZ>	#RSRZ>2			OWAB(Å <sup>2</sup> )	Q<0.9
1	A	461/471 (97%)	0.23	29 (6%)	21	22	34, 60, 100, 132	0
1	E	461/471 (97%)	0.24	25 (5%)	26	28	34, 60, 100, 132	0
1	I	461/471 (97%)	0.30	32 (6%)	18	18	32, 62, 107, 127	0
1	M	461/471 (97%)	0.24	28 (6%)	22	23	33, 63, 107, 127	0
2	B	17/26 (65%)	-0.58	0	100	100	46, 68, 162, 170	0
2	F	17/26 (65%)	-0.64	0	100	100	47, 67, 162, 170	0
2	J	18/26 (69%)	-0.55	0	100	100	42, 85, 153, 175	0
2	N	18/26 (69%)	-0.53	0	100	100	41, 85, 152, 175	0
3	C	15/15 (100%)	-0.63	0	100	100	50, 68, 134, 151	0
3	G	15/15 (100%)	-0.68	0	100	100	51, 68, 133, 151	0
4	D	3/9 (33%)	0.38	0	100	100	133, 133, 142, 153	0
4	H	3/9 (33%)	0.92	0	100	100	133, 133, 143, 152	0
4	L	4/9 (44%)	-0.12	0	100	100	114, 117, 127, 163	0
4	P	4/9 (44%)	0.39	0	100	100	114, 117, 126, 163	0
5	K	14/14 (100%)	-0.58	0	100	100	42, 69, 162, 168	0
5	O	14/14 (100%)	-0.46	1 (7%)	17	18	42, 68, 162, 168	0
All	All	1986/2082 (95%)	0.20	115 (5%)	24	25	32, 62, 112, 175	0

All (115) RSRZ outliers are listed below:

Mol	Chain	Res	Type	RSRZ
1	M	316	ILE	8.7
1	I	316	ILE	8.0
1	A	358	ASP	7.2
1	I	82	ALA	6.8
1	A	316	ILE	6.6

*Continued on next page...*

*Continued from previous page...*

Mol	Chain	Res	Type	RSRZ
1	E	316	ILE	6.6
1	M	315	GLY	6.5
1	E	459	ASP	6.1
1	A	46	ASN	5.9
1	M	459	ASP	5.9
1	M	82	ALA	5.9
1	E	58	ILE	5.2
1	I	46	ASN	5.1
1	I	11	GLU	5.1
1	I	67	ILE	4.8
1	E	358	ASP	4.5
1	I	358	ASP	4.5
1	M	457	TRP	4.5
1	A	89	ASP	4.5
1	M	67	ILE	4.5
1	M	77	ALA	4.4
1	E	63	VAL	4.4
1	A	359	LYS	4.4
1	A	82	ALA	4.3
1	A	2	GLU	4.2
1	I	89	ASP	3.9
1	E	56	GLU	3.9
1	E	68	THR	3.9
1	A	343	LEU	3.9
1	E	139	LYS	3.9
1	A	284	GLY	3.8
1	M	317	ASP	3.7
1	A	360	SER	3.6
1	M	56	GLU	3.6
1	E	317	ASP	3.5
1	M	6	MET	3.4
1	E	457	TRP	3.4
1	I	65	ASN	3.4
1	M	89	ASP	3.4
1	I	78	VAL	3.4
1	I	62	TYR	3.2
1	A	63	VAL	3.2
1	I	315	GLY	3.2
1	I	397	ILE	3.1
1	M	46	ASN	3.1
1	E	343	LEU	3.1
1	M	461	PHE	3.1

*Continued on next page...*



*Continued from previous page...*

<b>Mol</b>	<b>Chain</b>	<b>Res</b>	<b>Type</b>	<b>RSRZ</b>
1	M	17	ILE	3.1
1	E	368	TRP	3.1
1	M	345	GLN	3.1
1	A	139	LYS	3.0
1	I	129	ASP	3.0
1	A	129	ASP	3.0
1	M	155	VAL	3.0
1	I	141	MET	3.0
1	A	68	THR	3.0
1	I	318	LEU	3.0
1	I	21	SER	2.9
1	M	73	TYR	2.9
1	E	46	ASN	2.9
1	I	47	ASP	2.9
1	A	44	THR	2.9
1	I	17	ILE	2.8
1	I	51	LYS	2.8
1	E	461	PHE	2.8
1	A	17	ILE	2.7
1	E	66	LYS	2.7
1	E	86	MET	2.7
1	A	168	VAL	2.7
1	M	62	TYR	2.6
1	M	79	ASP	2.6
1	I	1	GLY	2.6
1	I	73	TYR	2.6
1	A	283	LYS	2.6
1	M	444	ALA	2.6
1	I	317	ASP	2.5
1	A	445	LEU	2.5
1	A	62	TYR	2.4
5	O	688	G	2.4
1	E	314	LYS	2.4
1	A	317	ASP	2.4
1	E	89	ASP	2.4
1	A	459	ASP	2.3
1	A	6	MET	2.3
1	I	313	TYR	2.3
1	A	66	LYS	2.3
1	M	229	LEU	2.3
1	E	129	ASP	2.3
1	A	73	TYR	2.3

*Continued on next page...*

*Continued from previous page...*

Mol	Chain	Res	Type	RSRZ
1	M	445	LEU	2.3
1	I	445	LEU	2.2
1	I	13	GLY	2.2
1	I	319	ASP	2.2
1	E	82	ALA	2.2
1	I	448	PRO	2.2
1	E	359	LYS	2.2
1	A	86	MET	2.2
1	I	359	LYS	2.2
1	A	18	ASN	2.2
1	E	275	TYR	2.2
1	I	6	MET	2.2
1	I	45	LYS	2.2
1	M	58	ILE	2.2
1	A	7	ARG	2.1
1	I	77	ALA	2.1
1	E	77	ALA	2.1
1	M	313	TYR	2.1
1	M	30	PHE	2.1
1	M	61	LYS	2.1
1	M	16	ILE	2.0
1	A	11	GLU	2.0
1	M	11	GLU	2.0
1	I	16	ILE	2.0
1	E	17	ILE	2.0
1	E	287	PRO	2.0

## 6.2 Non-standard residues in protein, DNA, RNA chains [i](#)

There are no non-standard protein/DNA/RNA residues in this entry.

## 6.3 Carbohydrates [i](#)

There are no carbohydrates in this entry.

## 6.4 Ligands [i](#)

In the following table, the Atoms column lists the number of modelled atoms in the group and the number defined in the chemical component dictionary. LLDF column lists the quality of electron density of the group with respect to its neighbouring residues in protein, DNA or RNA chains. The B-factors column lists the minimum, median, 95<sup>th</sup> percentile and maximum values of B factors

of atoms in the group. The column labelled 'Q< 0.9' lists the number of atoms with occupancy less than 0.9.

Mol	Type	Chain	Res	Atoms	RSCC	RSR	LLDF	B-factors( $\text{\AA}^2$ )	Q<0.9
7	IPA	A	6013	4/4	0.92	0.41	5.33	66,78,82,83	0
7	IPA	E	6007	4/4	0.95	0.31	4.48	57,66,71,83	0
8	PEG	A	7003	7/7	0.94	0.20	2.15	52,66,85,89	0
7	IPA	I	6014	4/4	0.96	0.24	1.94	54,78,79,86	0
8	PEG	A	7001	7/7	0.82	0.20	0.87	91,101,108,108	0
10	DCP	K	4002	24/28	0.85	0.18	0.53	38,67,135,159	0
7	IPA	E	6008	4/4	0.85	0.21	0.17	90,91,103,103	0
7	IPA	M	6015	4/4	0.85	0.18	0.02	54,77,81,82	0
7	IPA	M	6028	4/4	0.85	0.15	-0.05	75,86,88,90	0
7	IPA	E	6010	4/4	0.92	0.22	-0.12	70,76,80,84	0
9	GOL	I	8001	6/6	0.84	0.20	-0.18	63,84,91,94	0
8	PEG	I	7002	7/7	0.94	0.15	-0.35	60,64,82,85	0
10	DCP	O	4001	24/28	0.88	0.14	-0.42	36,60,128,150	0
9	GOL	A	8002	6/6	0.78	0.17	-0.43	97,100,108,110	0
7	IPA	A	6017	4/4	0.93	0.17	-0.43	77,85,87,89	0
7	IPA	A	6016	4/4	0.94	0.11	-1.31	71,73,83,85	0
6	ZN	I	2002	1/1	0.98	0.15	-	70,70,70,70	1
6	ZN	M	2001	1/1	0.97	0.11	-	68,68,68,68	1
7	IPA	I	6029	4/4	0.75	0.40	-	108,117,120,121	0
6	ZN	E	2003	1/1	0.96	0.04	-	79,79,79,79	1
6	ZN	A	2004	1/1	0.98	0.04	-	80,80,80,80	1

## 6.5 Other polymers ⓘ

There are no such residues in this entry.