



Full wwPDB X-ray Structure Validation Report ⓘ

Feb 15, 2017 – 02:07 am GMT

PDB ID : 3P99
Title : Sterol 14alpha-demethylase (CYP51) from Trypanosoma brucei in complex with delta7-14alpha-methylene-cyclopropyl-dihydrolanosterol
Authors : Lepesheva, G.I.; Hargrove, T.Y.; Waterman, M.R.; Wawrzak, Z.
Deposited on : 2010-10-16
Resolution : 3.00 Å(reported)

This is a Full wwPDB X-ray Structure Validation Report for a publicly released PDB entry.

We welcome your comments at validation@mail.wwpdb.org

A user guide is available at

<http://wwpdb.org/validation/2016/XrayValidationReportHelp>

with specific help available everywhere you see the ⓘ symbol.

The following versions of software and data (see [references ⓘ](#)) were used in the production of this report:

MolProbity : 4.02b-467
Mogul : 1.7.2 (RC1), CSD as538be (2017)
Xtriage (Phenix) : 1.9-1692
EDS : trunk28620
Percentile statistics : 20161228.v01 (using entries in the PDB archive December 28th 2016)
Refmac : 5.8.0135
CCP4 : 6.5.0
Ideal geometry (proteins) : Engh & Huber (2001)
Ideal geometry (DNA, RNA) : Parkinson et al. (1996)
Validation Pipeline (wwPDB-VP) : recalc28949

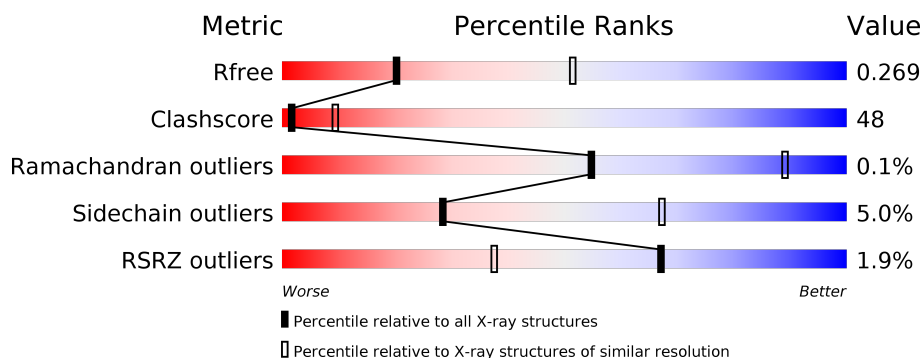
1 Overall quality at a glance

The following experimental techniques were used to determine the structure:

X-RAY DIFFRACTION

The reported resolution of this entry is 3.00 Å.

Percentile scores (ranging between 0-100) for global validation metrics of the entry are shown in the following graphic. The table shows the number of entries on which the scores are based.



Metric	Whole archive (#Entries)	Similar resolution (#Entries, resolution range(Å))
R_{free}	100719	1692 (3.00-3.00)
Clashscore	112137	2037 (3.00-3.00)
Ramachandran outliers	110173	1973 (3.00-3.00)
Sidechain outliers	110143	1976 (3.00-3.00)
RSRZ outliers	101464	1716 (3.00-3.00)

The table below summarises the geometric issues observed across the polymeric chains and their fit to the electron density. The red, orange, yellow and green segments on the lower bar indicate the fraction of residues that contain outliers for ≥ 3 , 2, 1 and 0 types of geometric quality criteria. A grey segment represents the fraction of residues that are not modelled. The numeric value for each fraction is indicated below the corresponding segment, with a dot representing fractions $\leq 5\%$. The upper red bar (where present) indicates the fraction of residues that have poor fit to the electron density. The numeric value is given above the bar.

Mol	Chain	Length	Quality of chain
1	A	453	<div> <div>3%</div> <div>49%</div> <div>47%</div> <div>..</div> </div>
1	B	453	<div> <div>3%</div> <div>46%</div> <div>50%</div> <div>..</div> </div>
1	C	453	<div> <div>%</div> <div>47%</div> <div>47%</div> <div>..</div> </div>
1	D	453	<div> <div>%</div> <div>43%</div> <div>53%</div> <div>..</div> </div>

The following table lists non-polymeric compounds, carbohydrate monomers and non-standard residues in protein, DNA, RNA chains that are outliers for geometric or electron-density-fit crite-

ria:

Mol	Type	Chain	Res	Chirality	Geometry	Clashes	Electron density
3	LNP	A	490	-	-	X	-
3	LNP	B	490	-	-	X	X
3	LNP	C	490	-	-	X	-
3	LNP	D	490	-	-	X	X

2 Entry composition

There are 4 unique types of molecules in this entry. The entry contains 14555 atoms, of which 0 are hydrogens and 0 are deuteriums.

In the tables below, the ZeroOcc column contains the number of atoms modelled with zero occupancy, the AltConf column contains the number of residues with at least one atom in alternate conformation and the Trace column contains the number of residues modelled with at most 2 atoms.

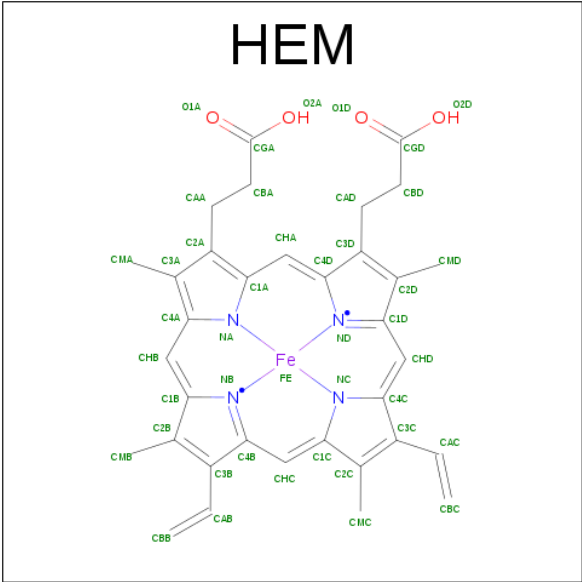
- Molecule 1 is a protein called Sterol 14-alpha-demethylase.

Mol	Chain	Residues	Atoms					ZeroOcc	AltConf	Trace
1	A	448	Total	C	N	O	S	0	0	0
			3557	2271	621	638	27			
1	B	448	Total	C	N	O	S	0	0	0
			3557	2271	621	638	27			
1	C	444	Total	C	N	O	S	0	0	0
			3526	2254	615	630	27			
1	D	448	Total	C	N	O	S	0	0	0
			3557	2271	621	638	27			

There are 12 discrepancies between the modelled and reference sequences:

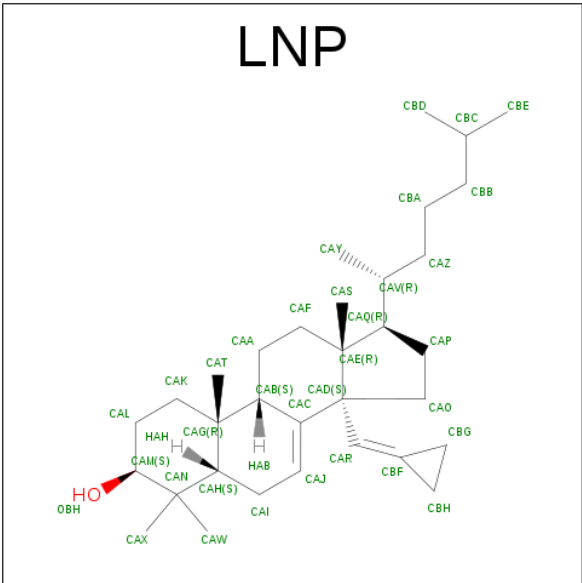
Chain	Residue	Modelled	Actual	Comment	Reference
A	29	GLY	PRO	ENGINEERED MUTATION	UNP Q385E8
A	30	LYS	THR	ENGINEERED MUTATION	UNP Q385E8
A	31	LEU	ASP	ENGINEERED MUTATION	UNP Q385E8
B	29	GLY	PRO	ENGINEERED MUTATION	UNP Q385E8
B	30	LYS	THR	ENGINEERED MUTATION	UNP Q385E8
B	31	LEU	ASP	ENGINEERED MUTATION	UNP Q385E8
C	29	GLY	PRO	ENGINEERED MUTATION	UNP Q385E8
C	30	LYS	THR	ENGINEERED MUTATION	UNP Q385E8
C	31	LEU	ASP	ENGINEERED MUTATION	UNP Q385E8
D	29	GLY	PRO	ENGINEERED MUTATION	UNP Q385E8
D	30	LYS	THR	ENGINEERED MUTATION	UNP Q385E8
D	31	LEU	ASP	ENGINEERED MUTATION	UNP Q385E8

- Molecule 2 is PROTOPORPHYRIN IX CONTAINING FE (three-letter code: HEM) (formula: $C_{34}H_{32}FeN_4O_4$).



Mol	Chain	Residues	Atoms					ZeroOcc	AltConf
2	A	1	Total 43	C 34	Fe 1	N 4	O 4	0	0
2	B	1	Total 43	C 34	Fe 1	N 4	O 4	0	0
2	C	1	Total 43	C 34	Fe 1	N 4	O 4	0	0
2	D	1	Total 43	C 34	Fe 1	N 4	O 4	0	0

- Molecule 3 is (3ALPHA,9BETA,10ALPHA,13ALPHA)-30-CYCLOPROPYLIDENELANO ST-7-EN-3-OL (three-letter code: LNP) (formula: C₃₃H₅₄O).



Mol	Chain	Residues	Atoms			ZeroOcc	AltConf
3	A	1	Total	C	O	0	0
			34	33	1		
3	B	1	Total	C	O	0	0
			34	33	1		
3	C	1	Total	C	O	0	0
			34	33	1		
3	D	1	Total	C	O	0	0
			34	33	1		

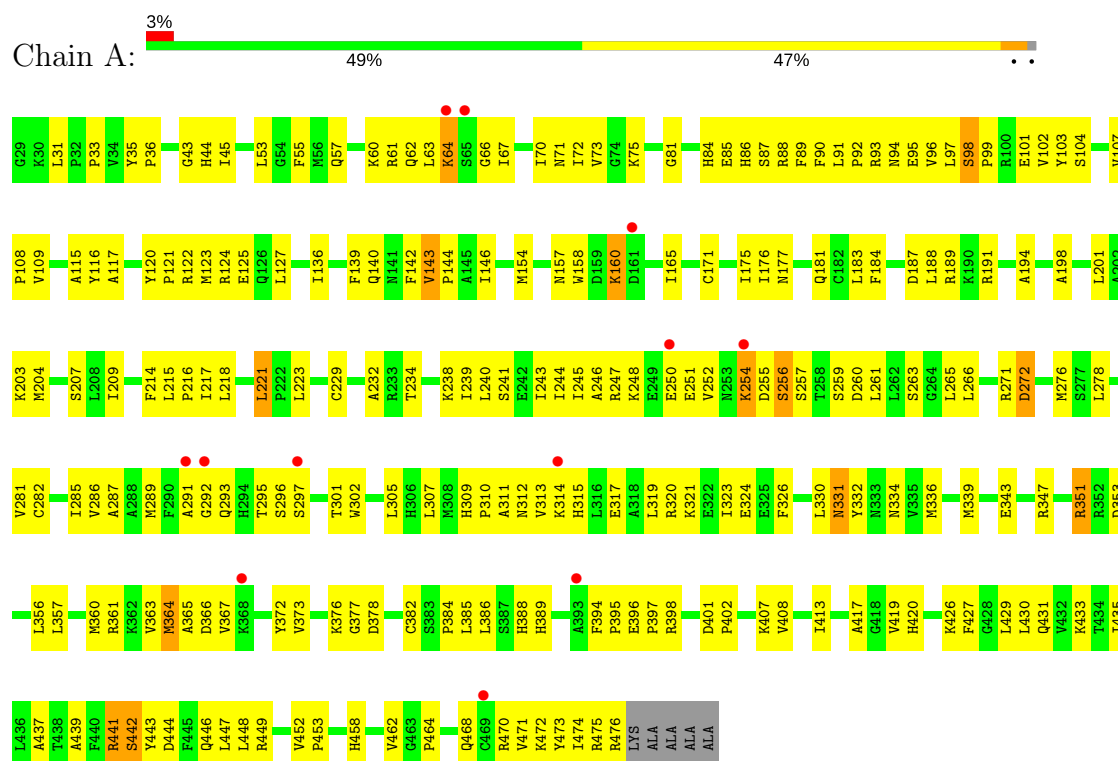
- Molecule 4 is water.

Mol	Chain	Residues	Atoms		ZeroOcc	AltConf
4	A	14	Total	O	0	0
			14	14		
4	B	13	Total	O	0	0
			13	13		
4	C	12	Total	O	0	0
			12	12		
4	D	11	Total	O	0	0
			11	11		

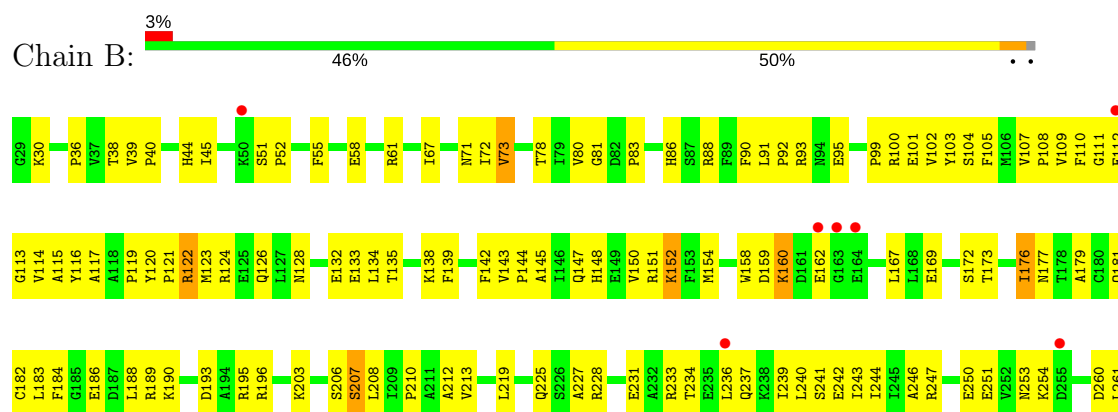
3 Residue-property plots

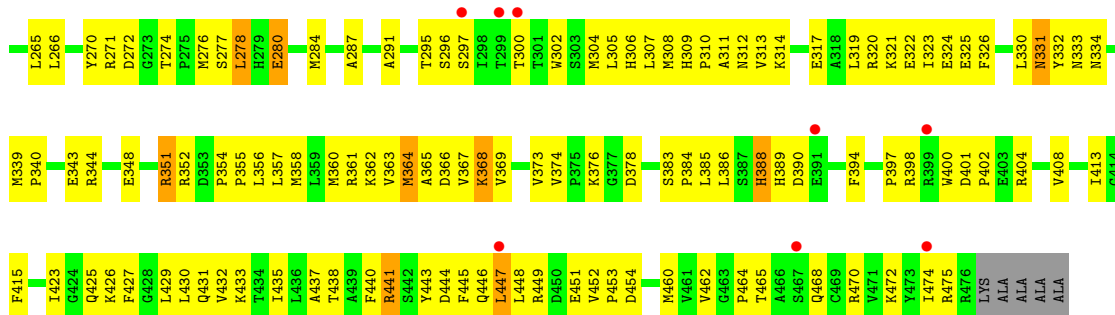
These plots are drawn for all protein, RNA and DNA chains in the entry. The first graphic for a chain summarises the proportions of the various outlier classes displayed in the second graphic. The second graphic shows the sequence view annotated by issues in geometry and electron density. Residues are color-coded according to the number of geometric quality criteria for which they contain at least one outlier: green = 0, yellow = 1, orange = 2 and red = 3 or more. A red dot above a residue indicates a poor fit to the electron density ($RSRZ > 2$). Stretches of 2 or more consecutive residues without any outlier are shown as a green connector. Residues present in the sample, but not in the model, are shown in grey.

• Molecule 1: Sterol 14-alpha-demethylase

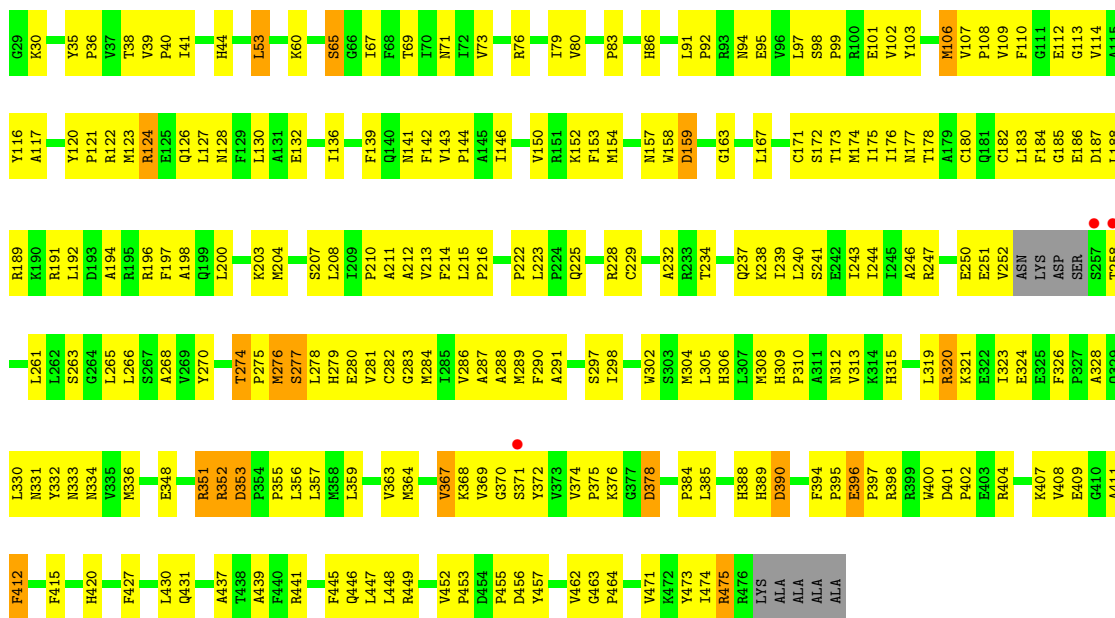


• Molecule 1: Sterol 14-alpha-demethylase

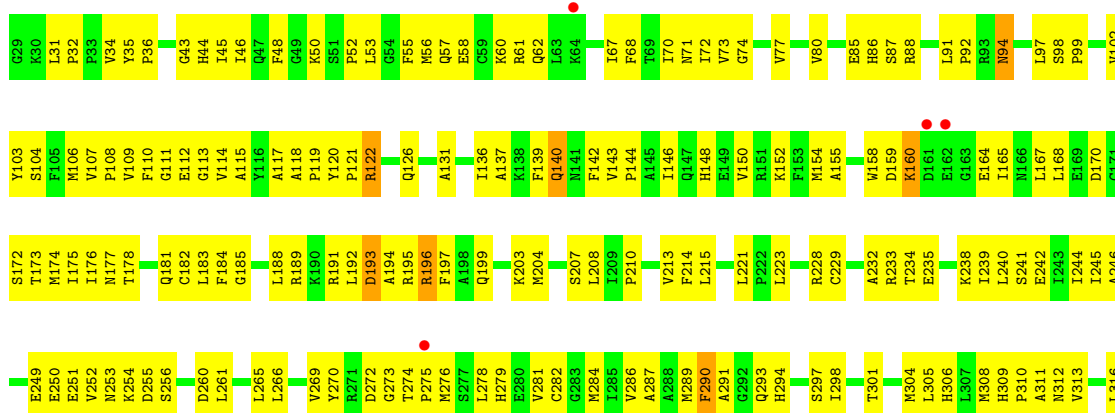
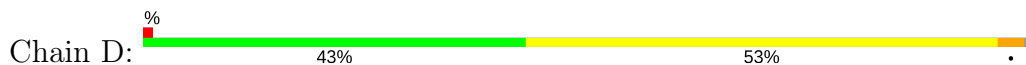




• Molecule 1: Sterol 14-alpha-demethylase



• Molecule 1: Sterol 14-alpha-demethylase





4 Data and refinement statistics

Property	Value	Source
Space group	P 1	Depositor
Cell constants a, b, c, α , β , γ	59.61Å 80.57Å 115.80Å 107.93° 102.43° 99.57°	Depositor
Resolution (Å)	29.39 – 3.00 29.39 – 3.00	Depositor EDS
% Data completeness (in resolution range)	97.8 (29.39-3.00) 86.1 (29.39-3.00)	Depositor EDS
R_{merge}	0.10	Depositor
R_{sym}	0.07	Depositor
$\langle I/\sigma(I) \rangle$ ¹	3.91 (at 3.00Å)	Xtriage
Refinement program	REFMAC 5.5.0109	Depositor
R, R_{free}	0.223 , 0.271 0.221 , 0.269	Depositor DCC
R_{free} test set	1894 reflections (5.25%)	DCC
Wilson B-factor (Å ²)	79.9	Xtriage
Anisotropy	0.030	Xtriage
Bulk solvent k_{sol} (e/Å ³), B_{sol} (Å ²)	0.28 , 58.2	EDS
L-test for twinning ²	$\langle L \rangle = 0.47$, $\langle L^2 \rangle = 0.30$	Xtriage
Estimated twinning fraction	0.015 for -h,-k,h+k+l	Xtriage
F_o, F_c correlation	0.92	EDS
Total number of atoms	14555	wwPDB-VP
Average B, all atoms (Å ²)	84.0	wwPDB-VP

Xtriage's analysis on translational NCS is as follows: *The analyses of the Patterson function reveals a significant off-origin peak that is 36.48 % of the origin peak, indicating pseudo translational symmetry. The chance of finding a peak of this or larger height randomly in a structure without pseudo translational symmetry is equal to 4.9656e-04. The detected translational NCS is most likely also responsible for the elevated intensity ratio.*

¹Intensities estimated from amplitudes.

²Theoretical values of $\langle |L| \rangle$, $\langle L^2 \rangle$ for acentric reflections are 0.5, 0.333 respectively for untwinned datasets, and 0.375, 0.2 for perfectly twinned datasets.

5 Model quality [i](#)

5.1 Standard geometry [i](#)

Bond lengths and bond angles in the following residue types are not validated in this section: HEM, LNP

The Z score for a bond length (or angle) is the number of standard deviations the observed value is removed from the expected value. A bond length (or angle) with $|Z| > 5$ is considered an outlier worth inspection. RMSZ is the root-mean-square of all Z scores of the bond lengths (or angles).

Mol	Chain	Bond lengths		Bond angles	
		RMSZ	$\# Z > 5$	RMSZ	$\# Z > 5$
1	A	0.47	0/3639	0.48	0/4922
1	B	0.41	0/3639	0.48	0/4922
1	C	0.56	0/3607	0.52	0/4878
1	D	0.46	0/3639	0.46	0/4922
All	All	0.48	0/14524	0.49	0/19644

There are no bond length outliers.

There are no bond angle outliers.

There are no chirality outliers.

There are no planarity outliers.

5.2 Too-close contacts [i](#)

In the following table, the Non-H and H(model) columns list the number of non-hydrogen atoms and hydrogen atoms in the chain respectively. The H(added) column lists the number of hydrogen atoms added and optimized by MolProbity. The Clashes column lists the number of clashes within the asymmetric unit, whereas Symm-Clashes lists symmetry related clashes.

Mol	Chain	Non-H	H(model)	H(added)	Clashes	Symm-Clashes
1	A	3557	0	3594	339	0
1	B	3557	0	3594	313	0
1	C	3526	0	3565	327	0
1	D	3557	0	3594	372	0
2	A	43	0	30	9	0
2	B	43	0	30	7	0
2	C	43	0	30	5	0
2	D	43	0	30	6	0
3	A	34	0	54	27	0

Continued on next page...

Continued from previous page...

Mol	Chain	Non-H	H(model)	H(added)	Clashes	Symm-Clashes
3	B	34	0	54	36	0
3	C	34	0	54	59	0
3	D	34	0	54	45	0
4	A	14	0	0	6	0
4	B	13	0	0	6	0
4	C	12	0	0	9	0
4	D	11	0	0	5	0
All	All	14555	0	14683	1394	0

The all-atom clashscore is defined as the number of clashes found per 1000 atoms (including hydrogen atoms). The all-atom clashscore for this structure is 48.

All (1394) close contacts within the same asymmetric unit are listed below, sorted by their clash magnitude.

Atom-1	Atom-2	Interatomic distance (Å)	Clash overlap (Å)
1:A:364:MET:CE	1:A:364:MET:HA	1.54	1.34
1:A:64:LYS:N	1:A:64:LYS:HE3	1.42	1.32
1:D:284:MET:HG2	3:D:490:LNP:CBE	1.61	1.29
1:C:291:ALA:HB2	3:C:490:LNP:CAP	1.66	1.26
1:A:143:VAL:HG23	1:A:144:PRO:CD	1.64	1.25
1:D:67:ILE:HD13	1:D:369:VAL:CG1	1.67	1.24
1:D:99:PRO:HD2	4:D:484:HOH:O	1.37	1.24
1:C:163:GLY:HA3	1:C:473:TYR:CZ	1.72	1.24
1:B:447:LEU:HD23	1:B:449:ARG:O	1.40	1.20
1:C:79:ILE:HG23	4:C:486:HOH:O	1.46	1.15
1:C:475:ARG:HH11	1:C:475:ARG:CG	1.59	1.14
1:C:102:VAL:HG12	1:C:103:TYR:CD1	1.82	1.13
1:A:221:LEU:HD12	1:A:221:LEU:H	1.09	1.13
1:A:310:PRO:O	1:A:313:VAL:HG23	1.49	1.12
1:A:143:VAL:HG23	1:A:144:PRO:HD3	1.20	1.12
1:D:154:MET:O	1:D:158:TRP:HB2	1.51	1.10
1:A:364:MET:CE	1:A:364:MET:CA	2.30	1.09
1:C:53:LEU:O	1:C:53:LEU:HD12	1.49	1.09
1:C:352:ARG:HH11	1:C:352:ARG:HG2	1.14	1.08
1:D:284:MET:HG2	3:D:490:LNP:HBE	1.14	1.07
1:C:214:PHE:O	1:C:215:LEU:HD12	1.52	1.07
1:D:150:VAL:O	1:D:154:MET:HG3	1.55	1.07
1:C:475:ARG:HG3	1:C:475:ARG:HH11	1.16	1.07
1:C:39:VAL:HG12	1:C:40:PRO:HD2	1.32	1.05
1:A:364:MET:CA	1:A:364:MET:HE2	1.86	1.05
3:B:490:LNP:HAB	3:B:490:LNP:HAB	1.33	1.05

Continued on next page...

Continued from previous page...

Atom-1	Atom-2	Interatomic distance (Å)	Clash overlap (Å)
1:C:320:ARG:CG	1:C:320:ARG:HH11	1.69	1.05
1:C:157:ASN:O	1:C:158:TRP:HD1	1.37	1.05
3:A:490:LNP:HAB	3:A:490:LNP:HASB	1.32	1.04
1:A:351:ARG:HA	1:A:388:HIS:CD2	1.91	1.04
1:C:163:GLY:HA3	1:C:473:TYR:CE2	1.92	1.04
1:C:291:ALA:CB	3:C:490:LNP:HAP	1.87	1.03
1:B:309:HIS:HD2	1:B:311:ALA:HB3	1.24	1.03
1:C:102:VAL:HG12	1:C:103:TYR:HD1	1.11	1.03
1:A:124:ARG:HH21	1:A:127:LEU:HD13	1.18	1.03
1:C:241:SER:HB3	1:C:278:LEU:HD11	1.34	1.03
1:C:103:TYR:CE2	3:C:490:LNP:HATA	1.93	1.03
1:A:448:LEU:HD23	1:A:448:LEU:N	1.68	1.02
1:D:356:LEU:HD22	3:D:490:LNP:HAM	1.40	1.02
1:D:369:VAL:O	1:D:369:VAL:HG12	1.61	1.01
1:B:367:VAL:CG1	1:B:368:LYS:H	1.73	1.01
1:D:389:HIS:CE1	1:D:398:ARG:HH11	1.79	1.00
2:A:482:HEM:HMC2	2:A:482:HEM:HBC2	1.42	1.00
1:D:452:VAL:HG13	1:D:453:PRO:HD2	1.38	1.00
1:D:291:ALA:HB2	3:D:490:LNP:HAP	1.44	1.00
1:C:53:LEU:HD12	1:C:53:LEU:C	1.78	0.99
1:A:64:LYS:H	1:A:64:LYS:HE3	0.88	0.99
1:C:241:SER:HB3	1:C:278:LEU:CD1	1.92	0.99
1:B:44:HIS:HD2	1:B:71:ASN:H	1.00	0.99
1:B:309:HIS:HD2	1:B:311:ALA:CB	1.75	0.99
1:C:291:ALA:HB2	3:C:490:LNP:HAP	0.99	0.98
1:C:106:MET:HE1	1:C:208:LEU:HD13	1.42	0.98
1:A:356:LEU:HD11	3:A:490:LNP:HBGA	1.43	0.97
1:C:106:MET:HE3	1:C:106:MET:HA	1.46	0.97
1:A:441:ARG:HG3	4:A:21:HOH:O	1.64	0.97
3:B:490:LNP:HAJ	3:B:490:LNP:CBH	1.94	0.97
3:B:490:LNP:HAT	3:B:490:LNP:HAXA	1.46	0.97
1:D:103:TYR:CE1	3:D:490:LNP:HATA	2.00	0.97
1:B:367:VAL:CG1	1:B:368:LYS:N	2.28	0.97
1:A:143:VAL:HG23	1:A:144:PRO:HD2	1.47	0.96
1:B:367:VAL:HG12	1:B:368:LYS:N	1.74	0.96
1:D:136:ILE:HG23	1:D:332:TYR:OH	1.63	0.96
1:C:186:GLU:CG	1:C:189:ARG:HH21	1.79	0.95
1:B:44:HIS:CD2	1:B:71:ASN:H	1.84	0.95
1:D:113:GLY:O	1:D:118:ALA:HB2	1.65	0.95
1:C:352:ARG:CG	1:C:352:ARG:HH11	1.80	0.94
1:B:364:MET:HA	1:B:364:MET:HE2	1.49	0.94

Continued on next page...

Continued from previous page...

Atom-1	Atom-2	Interatomic distance (Å)	Clash overlap (Å)
1:A:317:GLU:O	1:A:321:LYS:HE3	1.65	0.94
1:A:64:LYS:CE	1:A:64:LYS:N	2.30	0.94
1:C:130:LEU:HD22	3:C:490:LNP:HBEB	1.46	0.94
1:C:448:LEU:O	1:C:449:ARG:HG3	1.66	0.94
1:C:328:ALA:HA	1:C:441:ARG:HH22	1.31	0.94
1:C:73:VAL:O	1:C:73:VAL:HG12	1.65	0.94
1:D:327:PRO:HD2	1:D:334:ASN:HD21	1.31	0.93
1:C:284:MET:HG2	3:C:490:LNP:CBD	1.98	0.93
1:D:284:MET:CG	3:D:490:LNP:CBE	2.46	0.93
1:A:64:LYS:CE	1:A:64:LYS:H	1.80	0.93
1:B:389:HIS:CE1	1:B:398:ARG:HH11	1.86	0.93
1:D:67:ILE:HD13	1:D:369:VAL:HG12	1.51	0.93
1:B:193:ASP:OD1	1:B:196:ARG:HB3	1.69	0.93
1:B:113:GLY:H	1:B:117:ALA:HB1	1.33	0.93
1:B:242:GLU:O	1:B:243:ILE:HD13	1.69	0.93
3:D:490:LNP:HAT	3:D:490:LNP:HAXA	1.47	0.93
1:C:291:ALA:HA	3:C:490:LNP:HBHA	1.51	0.93
1:A:207:SER:OG	1:A:229:CYS:HB2	1.68	0.92
1:B:447:LEU:O	1:B:447:LEU:HD22	1.69	0.92
1:C:351:ARG:HA	1:C:388:HIS:CD2	2.06	0.91
1:C:157:ASN:C	1:C:158:TRP:HD1	1.74	0.91
1:B:389:HIS:HE1	1:B:398:ARG:HH11	1.06	0.91
1:C:475:ARG:HG3	1:C:475:ARG:NH1	1.74	0.91
1:C:207:SER:HA	1:C:225:GLN:HB3	1.51	0.91
1:C:291:ALA:HB2	3:C:490:LNP:CAO	2.02	0.91
1:D:372:TYR:CD1	1:D:372:TYR:N	2.34	0.91
1:A:447:LEU:HD22	1:A:449:ARG:H	1.32	0.90
1:A:203:LYS:HD3	1:A:232:ALA:HB2	1.53	0.90
1:A:246:ALA:O	1:A:250:GLU:HG3	1.70	0.90
3:B:490:LNP:HAJ	3:B:490:LNP:HBH	1.54	0.90
1:C:110:PHE:HZ	3:C:490:LNP:CAS	1.85	0.90
1:D:427:PHE:CE2	1:D:431:GLN:NE2	2.38	0.90
1:B:99:PRO:O	1:B:102:VAL:HB	1.72	0.89
1:A:364:MET:HA	1:A:364:MET:HE2	0.90	0.89
3:A:490:LNP:CAB	3:A:490:LNP:HASB	2.01	0.89
1:D:389:HIS:HE1	1:D:398:ARG:HH11	0.93	0.89
1:B:388:HIS:HE1	1:B:413:ILE:H	1.19	0.89
1:B:351:ARG:HA	1:B:388:HIS:CD2	2.08	0.89
1:A:343:GLU:O	1:A:347:ARG:HG3	1.72	0.89
3:B:490:LNP:CAB	3:B:490:LNP:HASB	2.01	0.89
1:A:247:ARG:O	1:A:251:GLU:HG3	1.73	0.88

Continued on next page...

Continued from previous page...

Atom-1	Atom-2	Interatomic distance (Å)	Clash overlap (Å)
1:C:110:PHE:HZ	3:C:490:LNP:HASA	1.38	0.88
1:C:176:ILE:CD1	1:C:198:ALA:HB2	2.02	0.88
1:D:372:TYR:HD1	1:D:372:TYR:H	0.92	0.88
1:A:389:HIS:CE1	1:A:398:ARG:HH11	1.91	0.88
1:B:246:ALA:O	1:B:250:GLU:HG3	1.74	0.88
1:C:106:MET:CE	1:C:106:MET:HA	2.03	0.88
1:A:364:MET:N	1:A:364:MET:HE3	1.87	0.88
1:D:44:HIS:HD2	1:D:71:ASN:H	1.19	0.88
1:A:447:LEU:HD22	1:A:449:ARG:N	1.86	0.88
1:D:207:SER:OG	1:D:229:CYS:HB2	1.74	0.88
1:B:132:GLU:O	1:B:135:THR:HG23	1.74	0.87
1:B:237:GLN:HG3	1:B:278:LEU:HD22	1.54	0.87
1:B:276:MET:HG2	1:B:280:GLU:HB3	1.55	0.87
1:D:73:VAL:HG11	1:D:215:LEU:HD11	1.54	0.87
1:D:284:MET:CG	3:D:490:LNP:HBE	2.04	0.86
1:A:240:LEU:O	1:A:244:ILE:HG13	1.75	0.86
1:D:287:ALA:CB	3:D:490:LNP:HBBA	2.06	0.86
1:C:176:ILE:HD13	1:C:198:ALA:HB2	1.55	0.86
1:A:62:GLN:C	1:A:64:LYS:HZ2	1.79	0.86
1:C:186:GLU:HG2	1:C:189:ARG:HH21	1.37	0.86
1:A:143:VAL:CG2	1:A:144:PRO:CD	2.52	0.86
1:B:247:ARG:O	1:B:251:GLU:HG3	1.75	0.85
1:B:465:THR:OG1	1:B:468:GLN:HB2	1.73	0.85
1:A:124:ARG:HH21	1:A:127:LEU:CD1	1.88	0.85
1:B:325:GLU:OE2	1:C:136:ILE:HD13	1.74	0.85
1:D:173:THR:O	1:D:176:ILE:HG22	1.76	0.85
1:A:221:LEU:HD12	1:A:221:LEU:N	1.90	0.85
1:A:92:PRO:HB3	1:A:96:VAL:HG21	1.58	0.85
1:A:187:ASP:OD1	1:A:188:LEU:N	2.08	0.85
1:C:67:ILE:HD13	1:C:369:VAL:HG12	1.58	0.85
1:D:103:TYR:CD1	3:D:490:LNP:HATA	2.10	0.85
1:A:92:PRO:HB3	1:A:96:VAL:CG2	2.06	0.85
3:D:490:LNP:HASB	3:D:490:LNP:HAB	1.58	0.85
1:B:83:PRO:HG2	1:B:390:ASP:OD1	1.77	0.85
1:A:64:LYS:HE3	1:A:64:LYS:CA	2.07	0.84
1:A:93:ARG:HD2	1:A:95:GLU:HB2	1.58	0.84
1:B:322:GLU:OE1	1:B:339:MET:HA	1.77	0.84
1:C:309:HIS:ND1	1:C:310:PRO:HD2	1.92	0.84
1:A:136:ILE:HG23	1:A:332:TYR:OH	1.77	0.84
1:C:320:ARG:HG3	1:C:320:ARG:HH11	1.39	0.84
1:A:452:VAL:HG13	1:A:453:PRO:HD2	1.58	0.84

Continued on next page...

Continued from previous page...

Atom-1	Atom-2	Interatomic distance (Å)	Clash overlap (Å)
1:B:309:HIS:CD2	1:B:311:ALA:CB	2.61	0.84
1:C:332:TYR:CE1	1:C:336:MET:HE3	2.12	0.84
3:C:490:LNP:HASB	3:C:490:LNP:HAB	1.59	0.84
1:A:442:SER:O	1:A:443:TYR:CD1	2.30	0.83
1:B:331:ASN:HD22	1:B:331:ASN:C	1.80	0.83
1:C:287:ALA:CB	3:C:490:LNP:HBBA	2.07	0.83
1:B:240:LEU:O	1:B:244:ILE:HG13	1.79	0.83
1:D:104:SER:O	1:D:107:VAL:HG23	1.77	0.83
1:D:146:ILE:HG12	1:D:182:CYS:SG	2.19	0.83
1:D:291:ALA:HA	3:D:490:LNP:HBHA	1.57	0.83
1:C:310:PRO:O	1:C:313:VAL:HG23	1.78	0.83
1:A:139:PHE:CD2	1:A:430:LEU:HD22	2.13	0.83
1:B:253:ASN:O	1:B:254:LYS:HD2	1.78	0.82
1:B:307:LEU:HD23	1:B:400:TRP:HH2	1.43	0.82
1:B:454:ASP:O	1:B:465:THR:HG23	1.78	0.82
1:C:351:ARG:HA	1:C:388:HIS:HD2	1.41	0.82
1:D:452:VAL:HG13	1:D:453:PRO:CD	2.09	0.82
1:A:35:TYR:CD1	1:A:36:PRO:HD2	2.13	0.82
1:C:103:TYR:CD2	3:C:490:LNP:HATA	2.15	0.82
1:D:287:ALA:HB1	3:D:490:LNP:HAZA	1.60	0.82
1:A:351:ARG:HA	1:A:388:HIS:HD2	1.42	0.82
1:A:221:LEU:H	1:A:221:LEU:CD1	1.89	0.82
1:B:291:ALA:HA	3:B:490:LNP:HBHA	1.61	0.82
1:C:157:ASN:O	1:C:158:TRP:CD1	2.30	0.81
1:D:250:GLU:HG2	1:D:254:LYS:HE2	1.62	0.81
1:D:351:ARG:HD2	1:D:394:PHE:CD2	2.15	0.81
3:C:490:LNP:HASB	3:C:490:LNP:CAB	2.10	0.81
1:D:291:ALA:HB2	3:D:490:LNP:CAP	2.10	0.81
1:A:217:ILE:O	1:A:221:LEU:HD11	1.81	0.81
1:B:447:LEU:CD1	1:B:447:LEU:H	1.93	0.81
1:C:106:MET:HE1	1:C:208:LEU:CD1	2.11	0.81
1:B:270:TYR:OH	1:B:276:MET:HG3	1.81	0.81
1:A:60:LYS:HE3	1:A:386:LEU:HD11	1.61	0.80
1:A:93:ARG:CD	1:A:95:GLU:OE2	2.30	0.80
1:C:320:ARG:HG2	1:C:320:ARG:HH11	1.45	0.80
1:D:309:HIS:HD2	1:D:311:ALA:H	1.28	0.80
1:C:214:PHE:O	1:C:215:LEU:CD1	2.30	0.80
1:A:107:VAL:HG13	1:A:117:ALA:HB2	1.63	0.80
1:B:88:ARG:NH2	1:B:367:VAL:CG1	2.45	0.80
1:C:157:ASN:C	1:C:158:TRP:CD1	2.55	0.80
1:A:291:ALA:O	1:A:295:THR:CG2	2.30	0.80

Continued on next page...

Continued from previous page...

Atom-1	Atom-2	Interatomic distance (Å)	Clash overlap (Å)
1:B:367:VAL:HG13	1:B:368:LYS:H	1.47	0.80
1:C:475:ARG:NH1	1:C:475:ARG:CG	2.30	0.80
1:D:44:HIS:CD2	1:D:71:ASN:H	1.99	0.80
1:D:113:GLY:H	1:D:117:ALA:CB	1.95	0.80
1:C:237:GLN:HG3	1:C:278:LEU:HD22	1.63	0.79
1:D:94:ASN:ND2	1:D:94:ASN:H	1.80	0.79
1:D:351:ARG:HA	1:D:388:HIS:CD2	2.17	0.79
1:B:72:ILE:HG22	1:B:73:VAL:HG23	1.62	0.79
1:A:295:THR:OG1	2:A:482:HEM:HAB	1.81	0.79
1:D:102:VAL:HG12	1:D:103:TYR:CD2	2.16	0.79
1:D:67:ILE:HD13	1:D:369:VAL:HG11	1.61	0.79
1:D:32:PRO:HA	1:D:372:TYR:HD2	1.48	0.79
1:C:39:VAL:HG12	1:C:40:PRO:CD	2.13	0.79
1:C:357:LEU:HD11	1:C:462:VAL:HG21	1.64	0.78
1:D:364:MET:HA	1:D:364:MET:CE	2.13	0.78
1:B:287:ALA:HB1	3:B:490:LNP:HBB	1.65	0.78
1:A:157:ASN:C	1:A:158:TRP:HD1	1.86	0.78
1:A:157:ASN:O	1:A:158:TRP:HD1	1.66	0.78
1:C:207:SER:HB2	1:C:229:CYS:HB2	1.64	0.78
1:C:258:THR:O	1:C:263:SER:HB2	1.84	0.78
1:C:474:ILE:O	1:C:474:ILE:HG22	1.81	0.78
1:D:113:GLY:H	1:D:117:ALA:HB1	1.47	0.78
1:D:364:MET:HE2	1:D:364:MET:HA	1.66	0.78
1:D:203:LYS:HE2	1:D:228:ARG:O	1.82	0.78
1:C:274:THR:HG22	1:C:275:PRO:HD2	1.64	0.78
1:A:143:VAL:CG2	1:A:144:PRO:HD3	2.09	0.78
1:A:448:LEU:CD2	1:A:448:LEU:N	2.46	0.78
1:B:447:LEU:HD13	1:B:447:LEU:H	1.49	0.78
1:C:110:PHE:CZ	3:C:490:LNP:CAS	2.66	0.78
1:B:365:ALA:O	1:B:367:VAL:HG23	1.83	0.77
1:C:284:MET:HG2	3:C:490:LNP:HBDA	1.65	0.77
1:A:351:ARG:O	1:A:388:HIS:HD2	1.67	0.77
1:C:143:VAL:HB	1:C:144:PRO:HD3	1.65	0.77
1:D:195:ARG:O	1:D:199:GLN:HG3	1.83	0.77
1:D:327:PRO:HD2	1:D:334:ASN:ND2	1.98	0.77
1:D:32:PRO:HA	1:D:372:TYR:CD2	2.19	0.77
1:B:36:PRO:O	1:B:44:HIS:HE1	1.66	0.77
1:A:241:SER:O	1:A:245:ILE:HG13	1.85	0.77
1:A:389:HIS:HE1	1:A:398:ARG:HH11	1.30	0.77
1:C:291:ALA:CA	3:C:490:LNP:HAO	2.14	0.77
1:B:107:VAL:HB	1:B:108:PRO:HD3	1.66	0.76

Continued on next page...

Continued from previous page...

Atom-1	Atom-2	Interatomic distance (Å)	Clash overlap (Å)
1:B:310:PRO:HD3	1:B:447:LEU:HD12	1.66	0.76
1:C:139:PHE:HD1	1:C:142:PHE:HD2	1.33	0.76
1:C:475:ARG:HG2	1:C:475:ARG:HH11	1.49	0.76
1:C:103:TYR:CD2	3:C:490:LNP:HAA	2.21	0.76
3:A:490:LNP:CBH	3:A:490:LNP:HAJ	2.16	0.76
1:D:88:ARG:HA	1:D:88:ARG:HH11	1.50	0.76
1:C:241:SER:CB	1:C:278:LEU:HD11	2.14	0.75
1:C:258:THR:O	1:C:263:SER:CB	2.34	0.75
1:C:291:ALA:HA	3:C:490:LNP:HAO	1.68	0.75
1:A:124:ARG:NH2	1:A:127:LEU:HD13	1.99	0.75
1:B:309:HIS:CD2	1:B:311:ALA:HB3	2.16	0.75
1:C:320:ARG:NH1	1:C:320:ARG:CG	2.42	0.75
1:A:447:LEU:HD22	1:A:449:ARG:HB2	1.69	0.75
1:B:103:TYR:CE1	3:B:490:LNP:HATA	2.22	0.75
1:C:44:HIS:CD2	1:C:71:ASN:H	2.04	0.75
1:B:186:GLU:O	1:B:190:LYS:HG3	1.87	0.75
1:D:305:LEU:CD2	1:D:453:PRO:HG2	2.17	0.75
1:B:83:PRO:HB2	1:B:408:VAL:HG11	1.68	0.74
1:C:214:PHE:C	1:C:215:LEU:HD12	2.07	0.74
1:D:452:VAL:CG1	1:D:453:PRO:HD2	2.14	0.74
1:A:447:LEU:CD2	1:A:449:ARG:HB2	2.17	0.74
1:B:167:LEU:HD11	1:B:304:MET:SD	2.26	0.74
1:B:357:LEU:HD22	1:B:385:LEU:HD22	1.68	0.74
1:A:336:MET:HE1	1:A:430:LEU:HD13	1.69	0.74
1:D:154:MET:O	1:D:158:TRP:CB	2.34	0.74
1:D:284:MET:HA	3:D:490:LNP:HBEA	1.69	0.74
1:A:276:MET:HE3	1:A:281:VAL:HG22	1.67	0.74
1:B:236:LEU:O	1:B:240:LEU:HG	1.86	0.74
1:B:302:TRP:CZ2	1:B:464:PRO:HB3	2.23	0.74
1:A:447:LEU:HD22	1:A:449:ARG:CB	2.16	0.74
1:C:452:VAL:HG13	1:C:453:PRO:HD2	1.69	0.74
1:C:270:TYR:HB3	4:C:485:HOH:O	1.87	0.74
1:A:364:MET:HE3	1:A:364:MET:CA	2.14	0.74
1:A:447:LEU:C	1:A:448:LEU:HD23	2.08	0.74
1:B:348:GLU:OE1	1:B:348:GLU:HA	1.88	0.74
1:C:103:TYR:CE2	3:C:490:LNP:HAAA	2.21	0.73
1:D:214:PHE:O	1:D:215:LEU:HD12	1.86	0.73
1:D:139:PHE:CE2	1:D:430:LEU:HD22	2.23	0.73
1:D:120:TYR:N	1:D:121:PRO:HD2	2.03	0.73
1:A:471:VAL:CG1	1:A:472:LYS:N	2.51	0.73
1:D:284:MET:HA	3:D:490:LNP:CBE	2.18	0.73

Continued on next page...

Continued from previous page...

Atom-1	Atom-2	Interatomic distance (Å)	Clash overlap (Å)
1:D:330:LEU:HD23	1:D:334:ASN:HD22	1.51	0.73
2:C:482:HEM:HMD3	3:C:490:LNP:HAZ	1.71	0.73
1:D:330:LEU:HD23	1:D:334:ASN:ND2	2.03	0.73
1:A:363:VAL:C	1:A:364:MET:HE3	2.09	0.73
1:C:186:GLU:HG3	1:C:189:ARG:HH21	1.52	0.73
3:C:490:LNP:HAWB	3:C:490:LNP:HAK	1.70	0.73
1:D:142:PHE:O	1:D:146:ILE:HG13	1.88	0.73
1:D:109:VAL:CG2	1:D:208:LEU:HD21	2.18	0.73
1:C:291:ALA:CB	3:C:490:LNP:HAO	2.19	0.73
1:C:368:LYS:HD2	1:C:372:TYR:O	1.88	0.72
1:D:250:GLU:HB3	1:D:254:LYS:HD2	1.70	0.72
1:D:67:ILE:CD1	1:D:369:VAL:CG1	2.59	0.72
1:C:265:LEU:O	1:C:276:MET:HE3	1.90	0.72
1:A:177:ASN:OD1	1:A:194:ALA:CB	2.36	0.72
1:B:364:MET:HA	1:B:364:MET:CE	2.17	0.72
1:D:110:PHE:HZ	3:D:490:LNP:HASA	1.53	0.72
1:D:73:VAL:HG11	1:D:215:LEU:CD1	2.18	0.72
1:C:188:LEU:O	1:C:188:LEU:HD12	1.89	0.72
1:C:351:ARG:CA	1:C:388:HIS:HD2	2.03	0.72
1:A:343:GLU:HB2	1:A:433:LYS:HD3	1.71	0.72
1:A:449:ARG:HG3	4:A:28:HOH:O	1.89	0.72
1:B:305:LEU:HD13	1:B:453:PRO:HG2	1.72	0.72
1:A:175:ILE:HG13	1:A:297:SER:HA	1.71	0.72
1:A:254:LYS:HG2	1:A:254:LYS:O	1.87	0.72
1:B:354:PRO:HG3	1:B:388:HIS:CD2	2.25	0.72
1:C:306:HIS:O	1:C:312:ASN:ND2	2.20	0.72
1:D:115:ALA:H	1:D:126:GLN:HE22	1.38	0.72
1:C:110:PHE:CZ	3:C:490:LNP:HASA	2.23	0.71
1:C:284:MET:HG2	3:C:490:LNP:HBD	1.72	0.71
1:A:93:ARG:HD3	1:A:95:GLU:OE2	1.90	0.71
1:A:289:MET:O	1:A:293:GLN:HB2	1.90	0.71
1:D:146:ILE:CG1	1:D:182:CYS:SG	2.78	0.71
1:A:309:HIS:HD2	1:A:311:ALA:HB3	1.55	0.71
1:D:351:ARG:HA	1:D:388:HIS:HD2	1.55	0.71
1:B:295:THR:OG1	1:B:296:SER:N	2.22	0.71
1:A:291:ALA:O	1:A:295:THR:HG21	1.89	0.71
1:D:210:PRO:O	1:D:213:VAL:HG23	1.89	0.71
1:A:336:MET:CE	1:A:430:LEU:HD13	2.20	0.71
1:B:309:HIS:CD2	1:B:311:ALA:HB2	2.24	0.71
1:B:39:VAL:HG12	1:B:40:PRO:HD2	1.73	0.70
1:D:284:MET:CB	3:D:490:LNP:HBEA	2.21	0.70

Continued on next page...

Continued from previous page...

Atom-1	Atom-2	Interatomic distance (Å)	Clash overlap (Å)
1:D:326:PHE:CE2	1:D:334:ASN:OD1	2.44	0.70
1:C:291:ALA:HB2	3:C:490:LNP:HAO	1.71	0.70
1:A:104:SER:O	1:A:107:VAL:HG23	1.91	0.70
1:D:272:ASP:OD1	1:D:272:ASP:C	2.29	0.70
1:A:351:ARG:CA	1:A:388:HIS:HD2	2.03	0.70
1:C:130:LEU:CD2	3:C:490:LNP:HBEB	2.22	0.70
1:B:284:MET:SD	3:B:490:LNP:CBD	2.80	0.70
1:B:453:PRO:HG3	1:B:468:GLN:O	1.91	0.70
1:A:116:TYR:HE1	3:A:490:LNP:HAYA	1.56	0.70
1:D:357:LEU:O	1:D:384:PRO:HD2	1.91	0.70
1:A:357:LEU:O	1:A:384:PRO:HD2	1.92	0.70
1:B:344:ARG:HG3	4:B:487:HOH:O	1.92	0.70
1:B:116:TYR:OH	3:B:490:LNP:HAF	1.92	0.70
1:D:126:GLN:HB3	1:D:284:MET:HE2	1.72	0.70
1:C:106:MET:CE	1:C:208:LEU:HD22	2.23	0.69
1:B:253:ASN:C	1:B:254:LYS:HD2	2.13	0.69
1:B:133:GLU:HG3	1:B:261:LEU:HD12	1.74	0.69
1:C:113:GLY:H	1:C:117:ALA:CB	2.05	0.69
1:C:216:PRO:HG2	4:C:14:HOH:O	1.91	0.69
1:D:139:PHE:O	1:D:143:VAL:HG23	1.93	0.69
1:B:287:ALA:HB1	3:B:490:LNP:CBB	2.23	0.69
1:B:360:MET:O	1:B:361:ARG:NH1	2.25	0.69
1:D:119:PRO:HB2	1:D:121:PRO:HD2	1.72	0.69
1:D:191:ARG:NH2	1:D:242:GLU:OE1	2.25	0.69
3:D:490:LNP:CAT	3:D:490:LNP:HAXA	2.22	0.69
1:A:357:LEU:HD11	1:A:462:VAL:HG21	1.75	0.69
1:A:426:LYS:O	1:A:430:LEU:HB2	1.91	0.69
1:D:389:HIS:HE1	1:D:398:ARG:NH1	1.78	0.69
1:C:427:PHE:CE2	1:C:431:GLN:NE2	2.61	0.69
3:C:490:LNP:CBH	3:C:490:LNP:HAJ	2.22	0.69
1:D:269:VAL:CG1	1:D:273:GLY:HA2	2.23	0.69
1:D:287:ALA:HB3	3:D:490:LNP:HBBA	1.74	0.69
3:D:490:LNP:HASB	3:D:490:LNP:CAB	2.19	0.69
1:A:61:ARG:O	1:A:64:LYS:NZ	2.23	0.69
1:C:39:VAL:CG1	1:C:40:PRO:HD2	2.17	0.69
1:D:150:VAL:O	1:D:154:MET:CG	2.38	0.69
1:A:93:ARG:CD	1:A:95:GLU:HB2	2.23	0.68
1:A:351:ARG:O	1:A:388:HIS:CD2	2.46	0.68
1:C:309:HIS:ND1	1:C:310:PRO:CD	2.57	0.68
1:C:67:ILE:CD1	1:C:369:VAL:HG12	2.22	0.68
1:C:251:GLU:OE1	1:C:252:VAL:HG23	1.93	0.68

Continued on next page...

Continued from previous page...

Atom-1	Atom-2	Interatomic distance (Å)	Clash overlap (Å)
1:D:369:VAL:CG1	1:D:369:VAL:O	2.35	0.68
1:D:291:ALA:HB2	3:D:490:LNP:HAO	1.74	0.68
1:B:302:TRP:CH2	1:B:464:PRO:HB3	2.28	0.68
1:C:375:PRO:O	1:C:378:ASP:HB2	1.94	0.68
1:B:133:GLU:O	1:B:138:LYS:HG3	1.94	0.68
1:A:140:GLN:HA	1:A:140:GLN:NE2	2.08	0.68
1:C:308:MET:HB2	1:C:445:PHE:O	1.93	0.68
1:B:322:GLU:OE1	1:B:339:MET:HG2	1.94	0.67
1:C:44:HIS:HD2	1:C:71:ASN:H	1.40	0.67
3:C:490:LNP:HAF	3:C:490:LNP:HAYA	1.76	0.67
1:C:186:GLU:HG3	1:C:189:ARG:NH2	2.09	0.67
1:B:368:LYS:HE2	1:B:373:VAL:HG22	1.76	0.67
1:B:388:HIS:CE1	1:B:413:ILE:H	2.09	0.67
1:C:186:GLU:CG	1:C:189:ARG:NH2	2.55	0.67
1:D:175:ILE:HG13	1:D:297:SER:HA	1.76	0.67
1:D:291:ALA:HB2	3:D:490:LNP:CAO	2.24	0.67
1:C:163:GLY:CA	1:C:473:TYR:CE2	2.72	0.67
1:B:284:MET:SD	3:B:490:LNP:HBDA	2.34	0.67
1:A:447:LEU:CD2	1:A:449:ARG:H	2.04	0.67
1:C:128:ASN:O	1:C:132:GLU:HG3	1.95	0.67
1:C:244:ILE:HD11	1:C:266:LEU:HD11	1.76	0.67
1:D:356:LEU:HD11	3:D:490:LNP:HBGA	1.76	0.67
1:A:217:ILE:O	1:A:217:ILE:HG12	1.95	0.67
1:B:86:HIS:O	1:B:90:PHE:HD1	1.78	0.67
1:D:366:ASP:OD1	1:D:376:LYS:N	2.20	0.67
1:D:371:SER:HB2	1:D:372:TYR:CD1	2.30	0.67
1:B:287:ALA:CB	3:B:490:LNP:HBB	2.24	0.66
1:A:102:VAL:HG11	1:A:360:MET:HB3	1.77	0.66
1:D:252:VAL:HG12	1:D:252:VAL:O	1.95	0.66
1:D:73:VAL:HG12	1:D:73:VAL:O	1.95	0.66
1:C:356:LEU:HD21	3:C:490:LNP:HAWB	1.77	0.66
1:D:109:VAL:HG23	1:D:208:LEU:HD21	1.77	0.66
2:D:482:HEM:HMD2	3:D:490:LNP:HAZ	1.77	0.66
1:D:452:VAL:CG1	1:D:453:PRO:CD	2.72	0.66
1:A:471:VAL:HG12	1:A:472:LYS:N	2.11	0.66
1:D:139:PHE:CD2	1:D:430:LEU:HD22	2.30	0.66
1:A:395:PRO:HG3	1:A:407:LYS:NZ	2.11	0.66
1:D:276:MET:SD	1:D:284:MET:CE	2.83	0.66
1:B:322:GLU:OE1	1:B:339:MET:CA	2.44	0.66
1:C:274:THR:CG2	1:C:275:PRO:HD2	2.26	0.66
1:B:184:PHE:O	1:B:189:ARG:NH1	2.28	0.66

Continued on next page...

Continued from previous page...

Atom-1	Atom-2	Interatomic distance (Å)	Clash overlap (Å)
1:D:102:VAL:HG12	1:D:103:TYR:CE2	2.31	0.66
1:A:291:ALA:O	1:A:295:THR:HG23	1.95	0.65
1:B:260:ASP:C	1:B:260:ASP:OD1	2.29	0.65
1:C:154:MET:O	1:C:158:TRP:HB2	1.96	0.65
1:C:352:ARG:NH1	1:C:352:ARG:HG2	1.96	0.65
1:D:305:LEU:HD23	1:D:453:PRO:HG2	1.77	0.65
1:A:217:ILE:O	1:A:221:LEU:CD1	2.44	0.65
1:D:36:PRO:O	1:D:44:HIS:HE1	1.79	0.65
1:B:30:LYS:O	1:B:373:VAL:N	2.29	0.65
1:C:187:ASP:OD1	1:C:188:LEU:N	2.29	0.65
1:B:176:ILE:HD13	1:B:176:ILE:O	1.97	0.65
1:C:239:ILE:O	1:C:243:ILE:HG12	1.97	0.65
1:D:287:ALA:CB	3:D:490:LNP:CBB	2.73	0.65
1:B:102:VAL:HG11	1:B:360:MET:HB2	1.78	0.65
1:B:159:ASP:OD1	1:B:160:LYS:N	2.30	0.65
1:C:176:ILE:HG23	1:C:194:ALA:HB1	1.78	0.65
1:C:356:LEU:CD2	3:C:490:LNP:HAWB	2.27	0.65
1:A:447:LEU:HD22	1:A:449:ARG:CA	2.26	0.65
1:A:177:ASN:OD1	1:A:194:ALA:HB2	1.97	0.65
1:C:73:VAL:O	1:C:73:VAL:CG1	2.39	0.65
1:D:207:SER:CB	1:D:229:CYS:HB2	2.27	0.65
1:D:282:CYS:O	1:D:286:VAL:HG23	1.97	0.65
1:A:429:LEU:O	1:A:433:LYS:HG3	1.96	0.64
2:A:482:HEM:HBC2	2:A:482:HEM:CMC	2.21	0.64
1:C:445:PHE:HD2	1:C:471:VAL:HG11	1.62	0.64
1:D:359:LEU:HD22	2:D:482:HEM:HBA2	1.78	0.64
1:A:214:PHE:C	1:A:216:PRO:HD3	2.17	0.64
1:A:447:LEU:CD2	1:A:449:ARG:CB	2.74	0.64
1:D:32:PRO:HG3	1:D:372:TYR:HB2	1.80	0.64
1:D:356:LEU:CD2	3:D:490:LNP:HAM	2.22	0.64
1:D:323:ILE:HA	1:D:326:PHE:CD1	2.32	0.64
1:A:351:ARG:CA	1:A:388:HIS:CD2	2.74	0.64
1:A:57:GLN:O	1:A:61:ARG:HG3	1.97	0.64
1:C:287:ALA:HB1	3:C:490:LNP:HBBA	1.79	0.64
1:A:331:ASN:ND2	1:A:334:ASN:OD1	2.30	0.64
1:B:88:ARG:HH22	1:B:367:VAL:CG1	2.09	0.64
1:D:67:ILE:CD1	1:D:369:VAL:HG12	2.26	0.64
1:A:143:VAL:CG2	1:A:144:PRO:HD2	2.21	0.64
1:B:241:SER:HB3	1:B:278:LEU:HD11	1.79	0.64
1:C:139:PHE:CD1	1:C:142:PHE:HD2	2.13	0.64
1:C:184:PHE:O	1:C:189:ARG:NH1	2.30	0.64

Continued on next page...

Continued from previous page...

Atom-1	Atom-2	Interatomic distance (Å)	Clash overlap (Å)
1:D:365:ALA:O	1:D:367:VAL:HG13	1.98	0.64
1:A:93:ARG:HG3	1:A:95:GLU:HB2	1.79	0.64
1:C:368:LYS:HE2	1:C:370:GLY:O	1.98	0.64
1:C:225:GLN:HG3	1:C:228:ARG:HH21	1.63	0.64
1:C:287:ALA:HB1	3:C:490:LNP:HAZA	1.79	0.64
1:B:181:GLN:HA	1:B:189:ARG:NH1	2.13	0.64
1:B:389:HIS:ND1	1:B:397:PRO:HB2	2.13	0.64
1:D:252:VAL:HG23	4:D:25:HOH:O	1.97	0.64
1:D:464:PRO:HB2	1:D:469:CYS:SG	2.38	0.64
1:D:284:MET:CA	3:D:490:LNP:HBEA	2.27	0.64
1:A:92:PRO:CB	1:A:96:VAL:CG2	2.76	0.63
1:C:330:LEU:HA	1:C:334:ASN:HD22	1.62	0.63
1:B:120:TYR:N	1:B:121:PRO:CD	2.61	0.63
1:C:103:TYR:CZ	3:C:490:LNP:HATA	2.33	0.63
1:D:203:LYS:HD3	1:D:232:ALA:HB2	1.79	0.63
1:C:139:PHE:HD1	1:C:142:PHE:CD2	2.15	0.63
1:C:207:SER:CB	1:C:229:CYS:HB2	2.28	0.63
1:A:93:ARG:CG	1:A:95:GLU:HB2	2.28	0.63
1:C:109:VAL:HG23	1:C:208:LEU:HD21	1.80	0.63
1:B:143:VAL:HG11	1:B:331:ASN:O	1.97	0.63
1:B:351:ARG:O	1:B:388:HIS:CD2	2.51	0.63
1:B:389:HIS:CE1	1:B:398:ARG:NH1	2.63	0.63
1:B:331:ASN:ND2	1:B:333:ASN:H	1.97	0.63
3:C:490:LNP:HAT	3:C:490:LNP:OBH	1.98	0.63
1:B:167:LEU:HD21	1:B:304:MET:HB3	1.79	0.63
1:C:320:ARG:HG3	1:C:320:ARG:NH1	2.09	0.63
3:C:490:LNP:HAJ	3:C:490:LNP:HBH	1.80	0.63
1:B:44:HIS:HD2	1:B:71:ASN:N	1.84	0.62
1:D:94:ASN:HD22	1:D:94:ASN:H	1.46	0.62
3:A:490:LNP:HAYA	3:A:490:LNP:HAF	1.80	0.62
1:D:250:GLU:O	1:D:254:LYS:N	2.28	0.62
1:A:351:ARG:HD2	1:A:394:PHE:CE2	2.34	0.62
1:A:62:GLN:C	1:A:64:LYS:NZ	2.53	0.62
1:A:157:ASN:C	1:A:158:TRP:CD1	2.71	0.62
1:A:309:HIS:CD2	1:A:311:ALA:HB3	2.34	0.62
1:B:447:LEU:HD13	1:B:447:LEU:N	2.14	0.62
1:D:456:ASP:OD2	1:D:458:HIS:CE1	2.52	0.62
1:A:376:LYS:HG3	1:A:377:GLY:N	2.13	0.62
1:B:447:LEU:CD2	1:B:449:ARG:O	2.32	0.62
1:C:247:ARG:O	1:C:251:GLU:N	2.27	0.62
1:D:389:HIS:CE1	1:D:398:ARG:NH1	2.60	0.62

Continued on next page...

Continued from previous page...

Atom-1	Atom-2	Interatomic distance (Å)	Clash overlap (Å)
1:A:446:GLN:O	1:A:471:VAL:HG13	1.98	0.62
1:C:265:LEU:O	1:C:276:MET:CE	2.48	0.62
1:D:360:MET:HG2	1:D:381:ALA:HB2	1.81	0.62
1:B:114:VAL:N	1:B:117:ALA:HB3	2.15	0.61
1:B:159:ASP:OD1	1:B:160:LYS:HG2	2.00	0.61
1:B:310:PRO:O	1:B:313:VAL:HG23	2.00	0.61
1:A:66:GLY:O	1:A:81:GLY:N	2.33	0.61
1:C:185:GLY:O	1:C:189:ARG:HG3	2.01	0.61
1:A:124:ARG:NH2	1:A:127:LEU:CD1	2.60	0.61
1:A:154:MET:CE	1:A:439:ALA:HA	2.30	0.61
1:B:88:ARG:NH2	1:B:367:VAL:HG13	2.15	0.61
1:B:287:ALA:CB	3:B:490:LNP:CBB	2.78	0.61
1:B:58:GLU:OE1	1:B:61:ARG:NH2	2.34	0.61
1:C:328:ALA:HA	1:C:441:ARG:NH2	2.11	0.61
1:C:351:ARG:NH2	1:C:397:PRO:O	2.33	0.61
1:D:146:ILE:HG23	1:D:178:THR:HB	1.82	0.61
1:A:207:SER:CB	1:A:229:CYS:HB2	2.30	0.61
1:A:63:LEU:N	1:A:64:LYS:HZ2	1.98	0.61
1:B:400:TRP:CE3	1:B:400:TRP:O	2.54	0.61
1:D:136:ILE:CG2	1:D:332:TYR:OH	2.44	0.61
1:C:173:THR:O	1:C:176:ILE:HG22	2.01	0.61
1:D:87:SER:HB2	1:D:91:LEU:CD1	2.30	0.61
1:A:181:GLN:OE1	1:A:189:ARG:CZ	2.49	0.61
1:A:447:LEU:CD2	1:A:449:ARG:N	2.61	0.61
1:B:113:GLY:H	1:B:117:ALA:CB	2.11	0.61
1:C:445:PHE:HD2	1:C:471:VAL:CG1	2.12	0.61
1:C:448:LEU:HD23	1:C:448:LEU:N	2.15	0.61
1:A:287:ALA:HB1	3:A:490:LNP:HAZA	1.81	0.61
1:B:109:VAL:CG2	1:B:208:LEU:HD21	2.31	0.61
1:B:454:ASP:N	1:B:468:GLN:OE1	2.34	0.61
1:C:102:VAL:HG12	1:C:103:TYR:CE1	2.35	0.61
1:C:191:ARG:NE	1:C:191:ARG:HA	2.15	0.61
1:D:110:PHE:CZ	3:D:490:LNP:HASA	2.35	0.61
1:D:428:GLY:O	1:D:432:VAL:HG23	2.01	0.61
1:A:154:MET:HE1	1:A:439:ALA:HA	1.83	0.61
1:A:67:ILE:HD12	1:A:67:ILE:N	2.16	0.61
1:B:364:MET:CA	1:B:364:MET:CE	2.79	0.61
1:A:125:GLU:OE1	1:A:271:ARG:HD3	2.01	0.61
1:A:265:LEU:O	1:A:276:MET:CE	2.49	0.61
1:A:115:ALA:HB2	3:A:490:LNP:HBDA	1.83	0.61
1:B:366:ASP:OD1	1:B:376:LYS:N	2.30	0.61

Continued on next page...

Continued from previous page...

Atom-1	Atom-2	Interatomic distance (Å)	Clash overlap (Å)
1:C:359:LEU:HD22	2:C:482:HEM:HBA2	1.81	0.61
1:A:240:LEU:HD12	1:A:282:CYS:HB2	1.83	0.60
1:D:451:GLU:HA	1:D:451:GLU:OE1	2.00	0.60
1:B:401:ASP:O	1:B:404:ARG:HG2	2.01	0.60
1:C:214:PHE:C	1:C:215:LEU:CD1	2.67	0.60
1:A:475:ARG:NH1	1:A:475:ARG:HB2	2.17	0.60
1:B:295:THR:OG1	2:B:482:HEM:HAB	2.02	0.60
1:C:302:TRP:O	1:C:306:HIS:CD2	2.55	0.60
3:D:490:LNP:HAYA	3:D:490:LNP:HAF	1.81	0.60
1:A:92:PRO:HB3	1:A:96:VAL:HG23	1.81	0.60
1:D:330:LEU:HD22	1:D:334:ASN:HB3	1.82	0.60
1:A:292:GLY:HA2	2:A:482:HEM:HMC1	1.83	0.60
1:B:437:ALA:O	1:B:441:ARG:HB2	2.01	0.60
1:C:352:ARG:NH1	1:C:352:ARG:CG	2.49	0.60
1:D:184:PHE:O	1:D:189:ARG:NH1	2.34	0.60
1:D:363:VAL:HG21	1:D:374:VAL:HG11	1.83	0.60
1:D:458:HIS:CD2	1:D:459:THR:HG23	2.36	0.60
1:B:351:ARG:HD2	1:B:394:PHE:CD2	2.36	0.60
1:C:191:ARG:HE	1:C:191:ARG:HA	1.65	0.60
1:D:176:ILE:HB	1:D:293:GLN:HE22	1.67	0.60
1:A:331:ASN:N	1:A:331:ASN:HD22	1.99	0.60
1:C:154:MET:O	1:C:158:TRP:N	2.34	0.60
1:C:356:LEU:HD23	3:C:490:LNP:HAL	1.83	0.60
1:D:102:VAL:HG12	1:D:103:TYR:HD2	1.64	0.60
1:D:164:GLU:HG3	1:D:448:LEU:HD11	1.82	0.60
1:B:306:HIS:HB3	1:B:400:TRP:CE3	2.37	0.60
1:C:351:ARG:O	1:C:388:HIS:HD2	1.85	0.60
1:D:266:LEU:HD23	1:D:281:VAL:HG21	1.83	0.60
1:B:103:TYR:CE1	3:B:490:LNP:CAT	2.85	0.60
1:C:113:GLY:H	1:C:117:ALA:HB3	1.67	0.60
1:C:396:GLU:N	1:C:397:PRO:HD3	2.17	0.60
1:C:352:ARG:HH12	1:C:398:ARG:CZ	2.14	0.60
1:C:356:LEU:HG	3:C:490:LNP:HAW	1.84	0.60
1:A:251:GLU:HA	1:A:256:SER:H	1.66	0.59
1:A:471:VAL:HG13	1:A:472:LYS:H	1.67	0.59
1:B:120:TYR:HB2	1:B:121:PRO:HD3	1.83	0.59
2:B:482:HEM:HAD1	3:B:490:LNP:HAYB	1.83	0.59
1:B:331:ASN:ND2	1:B:331:ASN:C	2.54	0.59
1:C:352:ARG:HD2	1:C:400:TRP:HB2	1.84	0.59
1:D:160:LYS:H	1:D:160:LYS:HD3	1.67	0.59
1:D:276:MET:SD	1:D:284:MET:HE3	2.41	0.59

Continued on next page...

Continued from previous page...

Atom-1	Atom-2	Interatomic distance (Å)	Clash overlap (Å)
1:B:320:ARG:HA	1:B:323:ILE:HG12	1.84	0.59
1:A:157:ASN:O	1:A:158:TRP:CD1	2.52	0.59
1:C:448:LEU:O	1:C:449:ARG:CG	2.45	0.59
1:C:110:PHE:CZ	3:C:490:LNP:HAS	2.37	0.59
1:B:388:HIS:HE1	1:B:413:ILE:N	1.95	0.59
1:A:295:THR:OG1	2:A:482:HEM:CAB	2.49	0.59
1:B:309:HIS:O	1:B:312:ASN:O	2.21	0.59
1:B:103:TYR:CD1	3:B:490:LNP:CAT	2.85	0.59
1:B:193:ASP:OD1	1:B:196:ARG:CB	2.49	0.59
1:B:362:LYS:HG3	1:B:364:MET:CE	2.33	0.59
1:D:241:SER:O	1:D:245:ILE:HG13	2.02	0.59
1:D:110:PHE:HZ	3:D:490:LNP:CAS	2.14	0.59
1:B:270:TYR:OH	1:B:276:MET:CG	2.51	0.59
1:B:310:PRO:HD3	1:B:447:LEU:CD1	2.33	0.59
1:C:407:LYS:HG2	4:C:27:HOH:O	2.03	0.59
1:A:351:ARG:C	1:A:388:HIS:HD2	2.06	0.59
3:A:490:LNP:HAYA	3:A:490:LNP:HAS	1.84	0.59
1:D:382:CYS:O	1:D:384:PRO:HD3	2.03	0.59
1:C:103:TYR:CE2	3:C:490:LNP:CAA	2.86	0.58
1:B:415:PHE:CD2	1:B:425:GLN:HB3	2.38	0.58
1:D:363:VAL:HG21	1:D:374:VAL:CG1	2.33	0.58
1:D:335:VAL:HG11	1:D:430:LEU:HD12	1.85	0.58
1:A:441:ARG:CG	4:A:21:HOH:O	2.36	0.58
1:C:323:ILE:HA	1:C:326:PHE:CD1	2.39	0.58
1:D:172:SER:HA	1:D:297:SER:HB2	1.84	0.58
1:D:350:ILE:HG23	1:D:355:PRO:HD2	1.86	0.58
1:D:86:HIS:CE1	1:D:387:SER:HB3	2.39	0.58
1:A:62:GLN:HA	1:A:64:LYS:NZ	2.19	0.58
1:B:103:TYR:CD1	3:B:490:LNP:HATA	2.38	0.58
1:B:109:VAL:HG23	1:B:208:LEU:HD21	1.85	0.58
1:C:222:PRO:O	1:C:223:LEU:HD23	2.03	0.58
1:C:319:LEU:O	1:C:323:ILE:HG12	2.04	0.58
1:A:109:VAL:HG13	1:A:286:VAL:HG11	1.86	0.58
1:B:105:PHE:HA	1:B:219:LEU:HD21	1.86	0.58
3:B:490:LNP:HAXA	3:B:490:LNP:CAT	2.29	0.58
1:C:441:ARG:HD2	1:C:441:ARG:O	2.03	0.58
1:C:103:TYR:HD2	3:C:490:LNP:HAA	1.68	0.58
1:C:287:ALA:HB3	3:C:490:LNP:HBBA	1.85	0.58
1:D:120:TYR:N	1:D:121:PRO:CD	2.67	0.58
1:D:284:MET:CG	3:D:490:LNP:HBEA	2.34	0.58
1:A:218:LEU:HA	1:A:221:LEU:CD1	2.34	0.58

Continued on next page...

Continued from previous page...

Atom-1	Atom-2	Interatomic distance (Å)	Clash overlap (Å)
1:A:94:ASN:O	1:A:98:SER:HB2	2.04	0.58
1:A:142:PHE:O	1:A:146:ILE:HG13	2.03	0.58
1:A:43:GLY:HA3	1:A:71:ASN:O	2.04	0.58
3:A:490:LNP:HBH	3:A:490:LNP:HAJ	1.84	0.58
1:B:331:ASN:ND2	1:B:333:ASN:N	2.51	0.58
3:B:490:LNP:CAB	3:B:490:LNP:CAS	2.71	0.58
1:C:83:PRO:HB2	1:C:408:VAL:HG11	1.86	0.58
1:A:91:LEU:N	1:A:92:PRO:CD	2.66	0.57
1:A:437:ALA:O	1:A:441:ARG:HB2	2.04	0.57
1:C:102:VAL:CG1	1:C:103:TYR:CD1	2.73	0.57
1:A:96:VAL:O	1:A:97:LEU:HD23	2.04	0.57
1:D:326:PHE:CD2	1:D:334:ASN:CG	2.77	0.57
1:D:427:PHE:O	1:D:431:GLN:HG3	2.04	0.57
1:B:440:PHE:HA	1:B:443:TYR:O	2.03	0.57
1:A:45:ILE:HD13	1:D:221:LEU:CD2	2.34	0.57
1:B:193:ASP:OD1	1:B:193:ASP:N	2.36	0.57
1:B:265:LEU:HD23	4:B:7:HOH:O	2.04	0.57
1:A:107:VAL:HG13	1:A:117:ALA:CB	2.34	0.57
1:A:92:PRO:CB	1:A:96:VAL:HG23	2.34	0.57
1:B:331:ASN:HD21	1:B:334:ASN:H	1.51	0.57
1:B:367:VAL:HG12	1:B:368:LYS:H	1.41	0.57
1:D:109:VAL:HG21	1:D:208:LEU:HD21	1.85	0.57
1:A:331:ASN:ND2	1:A:334:ASN:CG	2.57	0.57
1:A:93:ARG:HG3	1:A:95:GLU:H	1.70	0.57
1:B:351:ARG:HD2	1:B:394:PHE:CE2	2.40	0.57
1:A:471:VAL:CG1	1:A:472:LYS:H	2.17	0.57
1:A:62:GLN:HG2	4:A:489:HOH:O	2.04	0.57
1:B:143:VAL:HB	1:B:144:PRO:HD3	1.86	0.57
1:C:106:MET:HE3	1:C:106:MET:CA	2.28	0.57
1:C:39:VAL:CG1	1:C:40:PRO:CD	2.80	0.57
1:A:320:ARG:O	1:A:324:GLU:HB2	2.05	0.57
1:A:447:LEU:HD23	1:A:448:LEU:N	2.20	0.57
1:D:31:LEU:HD22	1:D:375:PRO:HG3	1.86	0.57
1:D:326:PHE:CD2	1:D:334:ASN:OD1	2.58	0.57
1:B:310:PRO:CD	1:B:447:LEU:CD1	2.83	0.56
1:D:148:HIS:O	1:D:152:LYS:HG3	2.05	0.56
1:D:309:HIS:HE1	1:D:451:GLU:OE1	1.87	0.56
1:A:442:SER:O	1:A:443:TYR:CG	2.58	0.56
1:B:102:VAL:HG12	1:B:103:TYR:CD1	2.40	0.56
1:D:287:ALA:HB3	3:D:490:LNP:CBB	2.33	0.56
1:A:259:SER:HA	1:A:263:SER:OG	2.03	0.56

Continued on next page...

Continued from previous page...

Atom-1	Atom-2	Interatomic distance (Å)	Clash overlap (Å)
1:A:442:SER:C	1:A:443:TYR:CD1	2.78	0.56
1:D:143:VAL:HB	1:D:144:PRO:HD3	1.87	0.56
1:D:427:PHE:CD2	1:D:431:GLN:NE2	2.72	0.56
1:C:396:GLU:N	1:C:397:PRO:CD	2.68	0.56
1:D:107:VAL:O	1:D:110:PHE:O	2.24	0.56
1:D:389:HIS:HA	1:D:397:PRO:HB3	1.85	0.56
1:A:215:LEU:O	1:A:218:LEU:HB2	2.06	0.56
1:C:320:ARG:NH1	1:C:320:ARG:HG2	2.16	0.56
1:A:93:ARG:O	1:A:96:VAL:HG22	2.06	0.56
1:B:270:TYR:HD1	1:B:274:THR:O	1.88	0.56
1:C:287:ALA:CB	3:C:490:LNP:CBB	2.82	0.56
1:A:295:THR:OG1	1:A:296:SER:N	2.36	0.56
1:A:331:ASN:ND2	1:A:334:ASN:ND2	2.53	0.56
1:A:62:GLN:CA	1:A:64:LYS:NZ	2.68	0.56
1:A:90:PHE:O	1:A:419:VAL:HG23	2.06	0.56
1:C:309:HIS:CE1	1:C:310:PRO:HD2	2.39	0.56
1:D:368:LYS:HD2	1:D:373:VAL:CG2	2.36	0.56
1:B:114:VAL:H	1:B:117:ALA:HB3	1.70	0.56
1:C:92:PRO:HG2	1:C:97:LEU:HD12	1.88	0.56
1:D:272:ASP:OD1	1:D:274:THR:N	2.29	0.56
1:D:131:ALA:HB2	1:D:423:ILE:HD12	1.88	0.56
1:D:109:VAL:HG13	1:D:204:MET:HE2	1.88	0.56
1:D:327:PRO:CD	1:D:334:ASN:HD21	2.12	0.56
1:A:44:HIS:HD2	1:A:70:ILE:HB	1.71	0.56
1:C:103:TYR:CD2	3:C:490:LNP:CAA	2.88	0.56
1:C:120:TYR:HB2	1:C:121:PRO:HD3	1.88	0.56
1:C:246:ALA:O	1:C:250:GLU:HG3	2.06	0.56
1:B:113:GLY:N	1:B:117:ALA:HB1	2.13	0.55
1:B:384:PRO:O	1:B:388:HIS:HB2	2.06	0.55
1:A:395:PRO:HG3	1:A:407:LYS:HZ2	1.70	0.55
1:A:85:GLU:OE1	1:A:88:ARG:HG3	2.06	0.55
1:B:148:HIS:CD2	1:B:148:HIS:C	2.80	0.55
1:C:120:TYR:O	1:C:123:MET:HB3	2.07	0.55
1:B:426:LYS:HE3	1:C:409:GLU:OE1	2.06	0.55
1:B:330:LEU:HD22	1:B:334:ASN:CB	2.35	0.55
1:C:113:GLY:H	1:C:117:ALA:HB1	1.71	0.55
1:C:154:MET:HG2	1:C:158:TRP:CE3	2.42	0.55
1:D:155:ALA:O	1:D:159:ASP:HB3	2.06	0.55
1:B:110:PHE:O	1:B:233:ARG:NH2	2.38	0.55
1:D:122:ARG:HD2	1:D:270:TYR:CE2	2.41	0.55
1:D:274:THR:HG22	1:D:275:PRO:N	2.21	0.55

Continued on next page...

Continued from previous page...

Atom-1	Atom-2	Interatomic distance (Å)	Clash overlap (Å)
1:B:145:ALA:O	1:B:148:HIS:HB3	2.07	0.55
1:C:268:ALA:HB3	1:C:276:MET:CE	2.37	0.55
1:C:305:LEU:HD13	1:C:453:PRO:HG2	1.87	0.55
1:D:331:ASN:OD1	1:D:334:ASN:CG	2.45	0.55
1:A:33:PRO:HB2	1:A:63:LEU:HD13	1.88	0.55
1:D:115:ALA:H	1:D:126:GLN:NE2	2.05	0.55
1:D:331:ASN:OD1	1:D:334:ASN:ND2	2.39	0.55
1:A:317:GLU:HB3	1:A:321:LYS:NZ	2.22	0.55
1:C:163:GLY:HA3	1:C:473:TYR:CE1	2.37	0.55
1:D:278:LEU:HD23	1:D:278:LEU:O	2.07	0.55
1:D:371:SER:HB2	1:D:372:TYR:CE1	2.42	0.55
1:A:139:PHE:HA	1:A:142:PHE:HB2	1.88	0.55
1:A:139:PHE:CE2	1:A:430:LEU:HD22	2.42	0.55
1:D:176:ILE:HG23	1:D:177:ASN:N	2.20	0.55
1:D:43:GLY:HA3	1:D:71:ASN:O	2.07	0.55
1:A:188:LEU:HD13	1:A:243:ILE:HG13	1.89	0.55
1:A:351:ARG:HD2	1:A:394:PHE:CD2	2.42	0.55
1:D:448:LEU:HD21	1:D:472:LYS:HB2	1.89	0.55
1:B:184:PHE:CG	1:B:188:LEU:HD23	2.42	0.54
1:D:107:VAL:N	1:D:108:PRO:HD2	2.22	0.54
1:D:98:SER:OG	1:D:120:TYR:OH	2.20	0.54
1:A:447:LEU:CD2	1:A:449:ARG:HG3	2.37	0.54
1:D:58:GLU:OE2	1:D:61:ARG:NH2	2.37	0.54
1:A:356:LEU:HD11	3:A:490:LNP:CBG	2.29	0.54
1:A:396:GLU:N	1:A:397:PRO:HD3	2.22	0.54
1:B:114:VAL:HG22	1:B:280:GLU:HG3	1.88	0.54
1:B:276:MET:HG2	1:B:280:GLU:CB	2.31	0.54
1:B:150:VAL:HG11	1:B:438:THR:HB	1.89	0.54
1:D:235:GLU:O	1:D:239:ILE:HG13	2.08	0.54
1:D:92:PRO:HG2	1:D:97:LEU:HD12	1.89	0.54
1:A:265:LEU:O	1:A:276:MET:HE2	2.07	0.54
1:A:331:ASN:N	1:A:331:ASN:ND2	2.55	0.54
1:B:317:GLU:O	1:B:321:LYS:HG2	2.06	0.54
1:B:322:GLU:OE1	1:B:339:MET:CB	2.56	0.54
1:C:159:ASP:N	1:C:159:ASP:OD1	2.38	0.54
1:C:394:PHE:O	1:C:397:PRO:HD3	2.08	0.54
1:A:160:LYS:HG2	1:A:473:TYR:OH	2.08	0.54
1:A:92:PRO:HB2	1:A:97:LEU:HG	1.90	0.54
1:D:104:SER:O	1:D:106:MET:N	2.41	0.54
1:B:270:TYR:OH	1:B:276:MET:SD	2.65	0.54
1:D:126:GLN:CB	1:D:284:MET:HE2	2.38	0.54

Continued on next page...

Continued from previous page...

Atom-1	Atom-2	Interatomic distance (Å)	Clash overlap (Å)
1:C:351:ARG:O	1:C:388:HIS:CD2	2.60	0.54
1:D:146:ILE:HG12	1:D:182:CYS:HG	1.71	0.54
1:A:452:VAL:HG13	1:A:453:PRO:CD	2.32	0.54
1:B:142:PHE:CD1	1:B:182:CYS:HB3	2.42	0.54
1:D:286:VAL:O	1:D:290:PHE:HB2	2.08	0.54
1:D:357:LEU:HD22	1:D:385:LEU:HD22	1.88	0.54
1:D:291:ALA:CB	3:D:490:LNP:HAO	2.38	0.54
1:B:277:SER:O	1:B:280:GLU:N	2.41	0.54
1:C:154:MET:CE	1:C:439:ALA:HA	2.38	0.54
1:C:384:PRO:O	1:C:388:HIS:ND1	2.41	0.54
1:A:181:GLN:HA	1:A:189:ARG:NH1	2.23	0.54
1:B:307:LEU:CD2	1:B:400:TRP:HH2	2.16	0.54
1:C:351:ARG:HH22	1:C:397:PRO:C	2.10	0.54
1:D:363:VAL:HG12	1:D:376:LYS:HA	1.90	0.54
1:B:158:TRP:CZ3	1:B:445:PHE:HZ	2.26	0.53
1:B:105:PHE:HZ	3:B:490:LNP:HAXB	1.73	0.53
1:A:103:TYR:CD1	3:A:490:LNP:HATA	2.43	0.53
1:A:64:LYS:CE	1:A:64:LYS:CA	2.82	0.53
1:B:145:ALA:HB1	1:B:181:GLN:HG3	1.90	0.53
1:B:306:HIS:HB3	1:B:400:TRP:CD2	2.42	0.53
1:B:452:VAL:HG13	1:B:453:PRO:HD2	1.91	0.53
1:D:284:MET:CB	3:D:490:LNP:CBE	2.85	0.53
1:D:316:LEU:O	1:D:319:LEU:HB3	2.07	0.53
1:C:180:CYS:O	1:C:184:PHE:HB2	2.08	0.53
1:C:196:ARG:O	1:C:200:LEU:HG	2.08	0.53
1:C:106:MET:CE	1:C:208:LEU:CD2	2.86	0.53
1:C:351:ARG:HG2	1:C:388:HIS:CD2	2.44	0.53
1:C:385:LEU:O	1:C:389:HIS:HD2	1.92	0.53
1:D:102:VAL:HG11	1:D:360:MET:HB2	1.89	0.53
1:A:218:LEU:HD23	1:A:218:LEU:O	2.09	0.53
1:A:136:ILE:HG23	1:A:332:TYR:CZ	2.43	0.53
1:B:331:ASN:ND2	1:B:334:ASN:H	2.07	0.53
1:B:295:THR:OG1	2:B:482:HEM:CAB	2.57	0.53
1:D:185:GLY:O	1:D:188:LEU:N	2.40	0.53
1:D:301:THR:O	1:D:305:LEU:CD1	2.57	0.53
2:D:482:HEM:CMD	3:D:490:LNP:HAZ	2.38	0.53
1:B:351:ARG:CA	1:B:388:HIS:CD2	2.88	0.53
1:B:39:VAL:HG12	1:B:40:PRO:CD	2.38	0.53
1:B:44:HIS:HB3	1:B:55:PHE:CZ	2.44	0.53
1:A:314:LYS:HE2	1:A:314:LYS:HA	1.90	0.53
1:A:447:LEU:HD21	1:A:449:ARG:CG	2.39	0.53

Continued on next page...

Continued from previous page...

Atom-1	Atom-2	Interatomic distance (Å)	Clash overlap (Å)
1:A:453:PRO:HG3	1:A:468:GLN:O	2.09	0.53
1:A:215:LEU:N	1:A:216:PRO:HD3	2.24	0.53
1:A:376:LYS:C	1:A:378:ASP:H	2.10	0.53
1:B:115:ALA:HA	1:B:123:MET:HG3	1.89	0.53
1:B:243:ILE:HG22	1:B:243:ILE:O	2.09	0.53
1:C:176:ILE:CD1	1:C:198:ALA:CB	2.84	0.53
1:D:246:ALA:O	1:D:249:GLU:HB3	2.09	0.53
1:D:309:HIS:CD2	1:D:310:PRO:HD2	2.43	0.53
1:D:143:VAL:HG21	1:D:332:TYR:HA	1.91	0.53
1:A:90:PHE:HB3	1:A:417:ALA:O	2.09	0.53
1:B:173:THR:O	1:B:177:ASN:OD1	2.27	0.53
1:D:351:ARG:HD2	1:D:394:PHE:CE2	2.44	0.53
1:A:217:ILE:O	1:A:217:ILE:CG1	2.57	0.52
1:B:181:GLN:HA	1:B:189:ARG:HH11	1.74	0.52
1:B:351:ARG:O	1:B:388:HIS:HD2	1.91	0.52
1:D:167:LEU:HD23	1:D:305:LEU:HD11	1.90	0.52
1:D:44:HIS:HB3	1:D:55:PHE:CZ	2.45	0.52
2:B:482:HEM:HBC2	2:B:482:HEM:CMC	2.39	0.52
1:B:356:LEU:HD11	3:B:490:LNP:HBCA	1.91	0.52
1:D:276:MET:SD	1:D:284:MET:HE1	2.48	0.52
1:A:95:GLU:O	1:A:364:MET:HB2	2.09	0.52
1:A:86:HIS:O	1:A:89:PHE:HB3	2.10	0.52
1:D:80:VAL:O	1:D:80:VAL:HG12	2.10	0.52
1:C:103:TYR:HE2	3:C:490:LNP:HAAA	1.71	0.52
1:B:362:LYS:HG3	1:B:364:MET:HE1	1.91	0.52
1:B:423:ILE:HD11	2:B:482:HEM:HMD2	1.91	0.52
1:C:109:VAL:CG2	1:C:208:LEU:HD21	2.40	0.52
1:B:284:MET:SD	3:B:490:LNP:HBD	2.49	0.52
1:D:159:ASP:OD1	1:D:160:LYS:HD3	2.09	0.52
1:B:104:SER:HA	1:B:107:VAL:HG23	1.92	0.52
1:B:244:ILE:HD13	1:B:266:LEU:HD11	1.92	0.52
1:B:78:THR:HG21	1:B:374:VAL:HG22	1.92	0.52
1:D:448:LEU:HD12	1:D:470:ARG:HB3	1.91	0.52
1:A:120:TYR:N	1:A:121:PRO:CD	2.73	0.52
1:B:135:THR:O	1:B:138:LYS:N	2.36	0.52
1:C:389:HIS:HA	1:C:397:PRO:HB3	1.92	0.52
1:D:173:THR:O	1:D:176:ILE:CG2	2.55	0.52
1:A:175:ILE:HG13	1:A:297:SER:CA	2.40	0.52
1:A:31:LEU:HD23	1:A:373:VAL:O	2.10	0.52
1:B:134:LEU:O	1:B:139:PHE:HE1	1.93	0.52
1:C:107:VAL:HB	1:C:108:PRO:HD3	1.92	0.52

Continued on next page...

Continued from previous page...

Atom-1	Atom-2	Interatomic distance (Å)	Clash overlap (Å)
1:C:268:ALA:HB3	1:C:276:MET:HE2	1.90	0.52
1:C:356:LEU:CD2	3:C:490:LNP:CAW	2.88	0.52
1:D:326:PHE:HE2	1:D:334:ASN:OD1	1.93	0.52
1:D:53:LEU:O	1:D:57:GLN:HB2	2.10	0.52
1:A:453:PRO:HB2	1:A:464:PRO:HB2	1.90	0.52
1:B:330:LEU:HD22	1:B:334:ASN:HB3	1.91	0.52
1:C:141:ASN:O	1:C:144:PRO:HD2	2.10	0.52
1:D:87:SER:HB2	1:D:91:LEU:HD11	1.91	0.52
1:B:225:GLN:O	1:B:228:ARG:N	2.35	0.51
1:B:307:LEU:HD23	1:B:400:TRP:CH2	2.33	0.51
1:B:139:PHE:CE2	1:B:430:LEU:HD22	2.45	0.51
1:D:308:MET:HE1	1:D:445:PHE:HB3	1.91	0.51
1:D:320:ARG:HA	1:D:323:ILE:CG1	2.39	0.51
1:A:183:LEU:O	1:A:260:ASP:HB2	2.09	0.51
1:B:88:ARG:HH22	1:B:367:VAL:HG13	1.71	0.51
1:C:412:PHE:C	1:C:412:PHE:CD2	2.83	0.51
1:D:323:ILE:HA	1:D:326:PHE:HD1	1.75	0.51
1:A:218:LEU:HA	1:A:221:LEU:HD11	1.93	0.51
1:C:287:ALA:HB1	3:C:490:LNP:CBB	2.39	0.51
1:C:390:ASP:C	1:C:390:ASP:OD1	2.49	0.51
1:C:101:GLU:CD	1:C:101:GLU:H	2.14	0.51
1:C:153:PHE:O	1:C:157:ASN:HB2	2.11	0.51
1:D:159:ASP:O	1:D:475:ARG:NH2	2.42	0.51
1:B:143:VAL:HG21	1:B:332:TYR:HA	1.92	0.51
1:C:143:VAL:HG21	1:C:332:TYR:HA	1.92	0.51
1:D:168:LEU:HD22	1:D:464:PRO:O	2.10	0.51
1:A:94:ASN:HA	1:A:97:LEU:O	2.11	0.51
1:B:343:GLU:HB2	1:B:433:LYS:HD3	1.92	0.51
1:C:30:LYS:NZ	1:C:371:SER:O	2.27	0.51
1:D:176:ILE:HB	1:D:293:GLN:NE2	2.26	0.51
1:D:172:SER:HA	1:D:297:SER:CB	2.41	0.51
1:D:67:ILE:HD11	1:D:85:GLU:HG3	1.93	0.51
1:A:35:TYR:CG	1:A:36:PRO:HD2	2.45	0.51
1:A:87:SER:O	1:A:88:ARG:C	2.45	0.51
1:C:348:GLU:OE1	1:C:348:GLU:HA	2.11	0.51
1:C:348:GLU:HG3	1:C:400:TRP:CD1	2.46	0.51
1:D:272:ASP:OD1	1:D:274:THR:OG1	2.29	0.51
1:B:291:ALA:HB2	3:B:490:LNP:HAP	1.93	0.51
1:D:470:ARG:HB2	4:D:4:HOH:O	2.10	0.51
1:A:357:LEU:C	1:A:384:PRO:HD2	2.30	0.51
1:B:81:GLY:HA3	1:B:386:LEU:HD23	1.92	0.51

Continued on next page...

Continued from previous page...

Atom-1	Atom-2	Interatomic distance (Å)	Clash overlap (Å)
1:C:106:MET:HE1	1:C:208:LEU:HD22	1.93	0.51
1:D:284:MET:HA	3:D:490:LNP:HBEB	1.92	0.50
1:A:102:VAL:HG11	1:A:360:MET:CB	2.40	0.50
1:A:250:GLU:O	1:A:254:LYS:O	2.29	0.50
1:B:143:VAL:HB	1:B:144:PRO:CD	2.40	0.50
1:C:176:ILE:HD11	1:C:198:ALA:HB2	1.92	0.50
1:D:174:MET:O	1:D:178:THR:HG23	2.11	0.50
1:D:192:LEU:HD21	1:D:197:PHE:HD1	1.75	0.50
1:B:250:GLU:O	1:B:254:LYS:O	2.29	0.50
1:C:67:ILE:HD13	1:C:369:VAL:CG1	2.36	0.50
1:D:113:GLY:H	1:D:117:ALA:HB3	1.73	0.50
1:D:269:VAL:HG13	1:D:273:GLY:C	2.31	0.50
1:D:175:ILE:HG13	1:D:297:SER:CA	2.41	0.50
1:D:287:ALA:HB1	3:D:490:LNP:CBB	2.41	0.50
1:D:67:ILE:HD13	1:D:369:VAL:HG13	1.76	0.50
1:A:427:PHE:O	1:A:431:GLN:HG3	2.11	0.50
1:B:448:LEU:HD12	1:B:470:ARG:HB3	1.94	0.50
1:C:41:ILE:HG22	1:C:41:ILE:O	2.11	0.50
1:D:112:GLU:H	1:D:279:HIS:HE1	1.60	0.50
1:A:209:ILE:HG23	1:D:223:LEU:HD22	1.92	0.50
1:A:302:TRP:HZ3	1:A:452:VAL:HG11	1.76	0.50
1:A:320:ARG:NH2	1:A:444:ASP:OD2	2.42	0.50
1:C:323:ILE:HA	1:C:326:PHE:CE1	2.47	0.50
1:C:452:VAL:HG13	1:C:453:PRO:CD	2.41	0.50
1:B:196:ARG:HG2	1:B:196:ARG:O	2.11	0.50
1:B:172:SER:HA	1:B:297:SER:HB2	1.93	0.50
1:A:45:ILE:HD13	1:D:221:LEU:HD22	1.91	0.50
1:D:244:ILE:HD13	1:D:266:LEU:HD11	1.94	0.50
1:A:321:LYS:HA	1:A:324:GLU:HB2	1.94	0.50
1:A:103:TYR:HE1	2:A:482:HEM:O2A	1.94	0.50
1:B:443:TYR:HA	1:B:474:ILE:O	2.11	0.50
3:B:490:LNP:HAJ	3:B:490:LNP:CBF	2.41	0.50
1:D:324:GLU:OE1	1:D:325:GLU:OE1	2.30	0.50
1:B:139:PHE:CD2	1:B:430:LEU:HD22	2.46	0.50
1:B:172:SER:HA	1:B:297:SER:CB	2.42	0.50
1:B:295:THR:HG1	2:B:482:HEM:CAB	2.25	0.50
1:D:388:HIS:HE1	1:D:413:ILE:H	1.58	0.50
1:A:107:VAL:HB	1:A:108:PRO:HD3	1.94	0.49
1:B:67:ILE:HD13	1:B:369:VAL:HG12	1.93	0.49
1:B:431:GLN:O	1:B:435:ILE:HG13	2.12	0.49
1:C:91:LEU:N	1:C:92:PRO:CD	2.75	0.49

Continued on next page...

Continued from previous page...

Atom-1	Atom-2	Interatomic distance (Å)	Clash overlap (Å)
1:D:177:ASN:ND2	1:D:194:ALA:CB	2.75	0.49
1:D:196:ARG:O	1:D:199:GLN:HB2	2.12	0.49
1:B:152:LYS:HD2	1:B:152:LYS:O	2.12	0.49
1:C:102:VAL:CG1	1:C:103:TYR:CE1	2.95	0.49
1:D:193:ASP:N	1:D:193:ASP:OD1	2.30	0.49
1:D:351:ARG:CA	1:D:388:HIS:HD2	2.25	0.49
1:B:207:SER:HB2	1:B:225:GLN:HB3	1.95	0.49
1:C:146:ILE:O	1:C:150:VAL:HG23	2.13	0.49
1:C:427:PHE:CD2	1:C:431:GLN:NE2	2.80	0.49
1:C:302:TRP:NE1	1:C:464:PRO:HD3	2.26	0.49
1:D:368:LYS:HD2	1:D:373:VAL:HG22	1.94	0.49
1:A:260:ASP:OD1	1:A:263:SER:N	2.31	0.49
1:B:291:ALA:HA	3:B:490:LNP:CBH	2.36	0.49
1:B:363:VAL:HG12	1:B:376:LYS:HA	1.93	0.49
1:C:197:PHE:CZ	1:C:289:MET:HG3	2.47	0.49
1:C:352:ARG:HH12	1:C:398:ARG:NH2	2.10	0.49
1:D:110:PHE:CZ	3:D:490:LNP:CAS	2.95	0.49
1:D:214:PHE:C	1:D:215:LEU:HD12	2.32	0.49
1:D:310:PRO:O	1:D:313:VAL:HG22	2.11	0.49
1:D:334:ASN:O	1:D:339:MET:HG3	2.12	0.49
1:A:366:ASP:OD1	1:A:366:ASP:N	2.43	0.49
1:A:447:LEU:CD2	1:A:449:ARG:CG	2.91	0.49
1:B:119:PRO:HA	4:B:483:HOH:O	2.11	0.49
1:B:128:ASN:O	1:B:132:GLU:HG2	2.12	0.49
1:D:265:LEU:O	1:D:276:MET:HE2	2.12	0.49
1:D:305:LEU:HD23	1:D:453:PRO:CG	2.41	0.49
1:A:291:ALA:HA	3:A:490:LNP:HBHA	1.94	0.49
1:A:334:ASN:N	1:A:334:ASN:OD1	2.44	0.49
1:C:278:LEU:HD23	1:C:278:LEU:O	2.13	0.49
1:A:61:ARG:C	1:A:64:LYS:HZ1	2.14	0.49
1:B:116:TYR:HE1	3:B:490:LNP:HAS	1.77	0.49
1:A:364:MET:CE	1:A:364:MET:N	2.58	0.49
1:A:389:HIS:HE1	1:A:398:ARG:HD2	1.78	0.49
1:B:203:LYS:O	1:B:206:SER:OG	2.30	0.49
1:B:322:GLU:OE1	1:B:339:MET:CG	2.61	0.49
1:C:367:VAL:HG23	1:C:374:VAL:HB	1.93	0.49
1:A:109:VAL:HG13	1:A:286:VAL:CG1	2.43	0.49
1:A:323:ILE:HA	1:A:326:PHE:CD1	2.47	0.49
1:A:62:GLN:CA	1:A:64:LYS:HZ1	2.26	0.49
1:A:62:GLN:HA	1:A:64:LYS:HZ1	1.75	0.49
1:B:310:PRO:HG2	1:B:447:LEU:HD11	1.95	0.49

Continued on next page...

Continued from previous page...

Atom-1	Atom-2	Interatomic distance (Å)	Clash overlap (Å)
1:C:176:ILE:CG2	1:C:177:ASN:N	2.75	0.49
1:D:137:ALA:O	1:D:140:GLN:NE2	2.45	0.49
1:A:93:ARG:N	1:A:96:VAL:HG22	2.28	0.49
1:C:189:ARG:O	1:C:192:LEU:O	2.31	0.49
1:C:191:ARG:NE	1:C:191:ARG:CA	2.74	0.49
1:A:207:SER:HB3	4:A:486:HOH:O	2.13	0.48
1:A:281:VAL:O	1:A:285:ILE:HG13	2.13	0.48
1:B:251:GLU:O	1:B:254:LYS:O	2.30	0.48
1:B:357:LEU:HD11	1:B:462:VAL:HG21	1.94	0.48
3:B:490:LNP:HAAA	3:B:490:LNP:HAKA	1.61	0.48
1:D:158:TRP:HZ3	1:D:445:PHE:HZ	1.60	0.48
1:A:291:ALA:HB2	3:A:490:LNP:HAP	1.95	0.48
1:C:445:PHE:CD2	1:C:471:VAL:HG11	2.47	0.48
1:A:447:LEU:HD21	1:A:449:ARG:HB2	1.94	0.48
1:B:126:GLN:O	1:B:284:MET:HE1	2.13	0.48
1:B:330:LEU:CD2	1:B:334:ASN:HD22	2.27	0.48
1:B:358:MET:SD	1:B:383:SER:HB2	2.54	0.48
1:C:167:LEU:HD11	1:C:304:MET:CE	2.43	0.48
1:C:375:PRO:HG2	1:C:378:ASP:OD1	2.14	0.48
1:D:294:HIS:O	1:D:298:ILE:HG13	2.13	0.48
1:D:364:MET:CA	1:D:364:MET:CE	2.88	0.48
1:D:366:ASP:HA	1:D:374:VAL:O	2.13	0.48
1:A:140:GLN:HA	1:A:140:GLN:HE21	1.78	0.48
1:C:240:LEU:HB2	1:C:278:LEU:HD21	1.95	0.48
1:C:276:MET:HG2	1:C:281:VAL:HG23	1.95	0.48
1:D:181:GLN:NE2	1:D:189:ARG:CZ	2.76	0.48
1:D:177:ASN:ND2	1:D:194:ALA:HB2	2.28	0.48
1:B:260:ASP:O	1:B:260:ASP:OD1	2.31	0.48
1:B:362:LYS:CG	1:B:364:MET:HE1	2.43	0.48
1:C:427:PHE:O	1:C:431:GLN:HG3	2.13	0.48
1:D:265:LEU:O	1:D:276:MET:CE	2.61	0.48
1:D:298:ILE:CD1	1:D:461:VAL:HG12	2.43	0.48
1:D:424:GLY:HA3	2:D:482:HEM:C3C	2.48	0.48
1:A:388:HIS:HE1	1:A:413:ILE:H	1.62	0.48
1:B:400:TRP:CD2	1:B:400:TRP:O	2.66	0.48
1:C:456:ASP:OD1	1:C:456:ASP:C	2.52	0.48
1:D:284:MET:HG2	3:D:490:LNP:HBEB	1.80	0.48
1:D:46:ILE:HG22	1:D:50:LYS:HE3	1.95	0.48
1:A:72:ILE:HG22	1:A:73:VAL:HG23	1.94	0.48
1:B:139:PHE:O	1:B:143:VAL:HG23	2.14	0.48
1:B:45:ILE:HB	1:B:72:ILE:HG23	1.96	0.48

Continued on next page...

Continued from previous page...

Atom-1	Atom-2	Interatomic distance (Å)	Clash overlap (Å)
1:C:215:LEU:N	1:C:215:LEU:CD1	2.75	0.48
1:D:308:MET:CE	1:D:445:PHE:HB3	2.43	0.48
1:A:92:PRO:CB	1:A:96:VAL:HG21	2.37	0.48
1:A:94:ASN:O	1:A:98:SER:CB	2.62	0.48
1:B:111:GLY:O	1:B:112:GLU:C	2.53	0.48
1:B:93:ARG:HG3	1:B:95:GLU:H	1.79	0.48
1:D:67:ILE:HG21	1:D:369:VAL:HG11	1.94	0.48
3:A:490:LNP:CAY	3:A:490:LNP:HAF	2.44	0.48
1:A:116:TYR:CE1	3:A:490:LNP:HAYA	2.43	0.48
1:B:446:GLN:HB2	1:B:472:LYS:HB3	1.95	0.48
1:D:102:VAL:C	1:D:103:TYR:HD2	2.18	0.48
1:D:86:HIS:HE1	1:D:387:SER:HB3	1.79	0.48
1:C:200:LEU:O	1:C:204:MET:HG3	2.13	0.47
1:D:339:MET:HE3	1:D:437:ALA:HB2	1.96	0.47
1:B:243:ILE:CG2	1:B:243:ILE:O	2.61	0.47
1:B:352:ARG:HD2	1:B:400:TRP:HB2	1.96	0.47
1:D:234:THR:O	1:D:238:LYS:HB2	2.14	0.47
1:C:158:TRP:N	1:C:158:TRP:CD1	2.73	0.47
1:D:284:MET:CA	3:D:490:LNP:CBE	2.88	0.47
1:D:91:LEU:N	1:D:92:PRO:CD	2.77	0.47
1:A:276:MET:CE	1:A:281:VAL:HG22	2.42	0.47
1:A:93:ARG:CG	1:A:95:GLU:OE2	2.63	0.47
1:B:365:ALA:O	1:B:366:ASP:C	2.51	0.47
1:B:400:TRP:CZ2	1:B:402:PRO:HG3	2.48	0.47
1:B:310:PRO:CD	1:B:447:LEU:HD12	2.40	0.47
1:C:130:LEU:CD2	3:C:490:LNP:CBE	2.91	0.47
1:C:174:MET:O	1:C:178:THR:HG23	2.14	0.47
1:C:184:PHE:N	1:C:184:PHE:CD2	2.82	0.47
1:C:284:MET:HA	3:C:490:LNP:HBDA	1.94	0.47
1:D:48:PHE:O	1:D:52:PRO:HG3	2.15	0.47
1:A:384:PRO:O	1:A:388:HIS:HB2	2.14	0.47
1:A:98:SER:OG	1:A:101:GLU:OE1	2.32	0.47
1:C:152:LYS:HB2	1:C:152:LYS:NZ	2.29	0.47
1:C:110:PHE:O	1:C:283:GLY:HA3	2.13	0.47
1:C:401:ASP:C	1:C:401:ASP:OD1	2.52	0.47
1:D:167:LEU:HD23	1:D:305:LEU:CD1	2.44	0.47
1:D:306:HIS:O	1:D:312:ASN:ND2	2.46	0.47
1:A:385:LEU:O	1:A:389:HIS:HD2	1.96	0.47
1:A:92:PRO:CB	1:A:97:LEU:HG	2.44	0.47
1:B:100:ARG:C	1:B:102:VAL:N	2.67	0.47
1:C:203:LYS:HD3	1:C:232:ALA:HB2	1.97	0.47

Continued on next page...

Continued from previous page...

Atom-1	Atom-2	Interatomic distance (Å)	Clash overlap (Å)
1:C:79:ILE:CG2	4:C:486:HOH:O	2.28	0.47
1:A:191:ARG:CG	1:A:239:ILE:HG23	2.45	0.47
1:A:92:PRO:HG2	1:A:97:LEU:CD1	2.44	0.47
1:C:53:LEU:HB3	4:C:19:HOH:O	2.14	0.47
1:D:287:ALA:HB1	3:D:490:LNP:CAZ	2.37	0.47
1:A:331:ASN:ND2	1:A:331:ASN:H	2.12	0.47
1:A:86:HIS:O	1:A:89:PHE:N	2.48	0.47
1:A:93:ARG:HD2	1:A:95:GLU:CB	2.38	0.47
1:B:356:LEU:N	1:B:356:LEU:HD23	2.30	0.47
1:C:291:ALA:HA	3:C:490:LNP:CBH	2.33	0.47
1:C:355:PRO:HA	1:C:462:VAL:O	2.15	0.47
1:A:320:ARG:CZ	1:A:476:ARG:NH1	2.78	0.47
1:B:239:ILE:O	1:B:239:ILE:HG22	2.14	0.47
1:D:139:PHE:HB3	1:D:332:TYR:CE1	2.49	0.47
1:D:184:PHE:CZ	1:D:289:MET:CE	2.98	0.47
1:D:250:GLU:HG2	1:D:254:LYS:CE	2.41	0.47
1:A:94:ASN:OD1	1:A:420:HIS:NE2	2.47	0.47
1:B:122:ARG:O	1:B:126:GLN:HG3	2.15	0.47
1:C:188:LEU:C	1:C:188:LEU:HD12	2.32	0.47
1:C:246:ALA:O	1:C:250:GLU:N	2.42	0.47
1:C:40:PRO:HG2	1:C:41:ILE:H	1.80	0.47
1:A:248:LYS:O	1:A:252:VAL:HG23	2.14	0.47
1:B:147:GLN:HG2	1:B:151:ARG:NH1	2.29	0.47
1:B:270:TYR:CD1	1:B:274:THR:O	2.67	0.47
1:B:368:LYS:CE	1:B:373:VAL:HG22	2.44	0.47
1:B:51:SER:HB3	4:B:22:HOH:O	2.14	0.47
1:C:41:ILE:CG2	1:C:41:ILE:O	2.63	0.47
1:A:302:TRP:HZ3	1:A:452:VAL:CG1	2.28	0.46
1:A:287:ALA:CB	3:A:490:LNP:HBB	2.43	0.46
1:B:449:ARG:HB2	1:B:451:GLU:O	2.15	0.46
1:A:171:CYS:O	1:A:175:ILE:HG12	2.14	0.46
1:A:254:LYS:O	1:A:254:LYS:CG	2.59	0.46
1:B:253:ASN:C	1:B:254:LYS:CD	2.82	0.46
1:B:300:THR:OG1	1:B:432:VAL:HG22	2.14	0.46
1:C:120:TYR:N	1:C:121:PRO:CD	2.78	0.46
1:C:171:CYS:O	1:C:175:ILE:HG12	2.14	0.46
1:C:351:ARG:NH1	1:C:397:PRO:O	2.47	0.46
1:D:139:PHE:CD2	1:D:336:MET:HE3	2.50	0.46
1:D:454:ASP:N	1:D:468:GLN:OE1	2.42	0.46
1:B:162:GLU:OE2	1:B:472:LYS:HE2	2.16	0.46
3:B:490:LNP:HAI	3:B:490:LNP:HAWB	1.53	0.46

Continued on next page...

Continued from previous page...

Atom-1	Atom-2	Interatomic distance (Å)	Clash overlap (Å)
1:C:284:MET:CG	3:C:490:LNP:HBDA	2.43	0.46
1:D:197:PHE:CE2	1:D:289:MET:HG3	2.50	0.46
1:A:139:PHE:N	1:A:139:PHE:CD1	2.84	0.46
1:A:252:VAL:O	1:C:238:LYS:HE2	2.14	0.46
1:A:96:VAL:HG23	1:A:97:LEU:N	2.30	0.46
1:B:447:LEU:C	1:B:447:LEU:HD22	2.35	0.46
1:B:287:ALA:CB	3:B:490:LNP:HBBA	2.46	0.46
1:B:91:LEU:N	1:B:92:PRO:CD	2.79	0.46
1:D:158:TRP:CZ3	1:D:445:PHE:CZ	3.04	0.46
1:D:77:VAL:HG22	1:D:379:ILE:HB	1.98	0.46
1:B:103:TYR:HD2	1:B:116:TYR:CZ	2.33	0.46
1:C:357:LEU:CD1	1:C:462:VAL:HG21	2.41	0.46
3:C:490:LNP:CAK	3:C:490:LNP:HAWB	2.43	0.46
1:D:252:VAL:O	1:D:252:VAL:CG1	2.64	0.46
1:A:287:ALA:HB1	3:A:490:LNP:CBB	2.46	0.46
1:B:113:GLY:N	1:B:117:ALA:CB	2.77	0.46
1:B:305:LEU:CD1	1:B:453:PRO:HG2	2.44	0.46
1:C:216:PRO:CD	4:C:14:HOH:O	2.64	0.46
1:D:251:GLU:C	1:D:251:GLU:OE1	2.53	0.46
1:D:388:HIS:CE1	1:D:413:ILE:H	2.34	0.46
1:C:122:ARG:O	1:C:126:GLN:HG3	2.16	0.46
1:C:163:GLY:C	1:C:473:TYR:CE2	2.89	0.46
1:C:247:ARG:NH1	1:C:263:SER:OG	2.49	0.46
1:D:99:PRO:O	1:D:103:TYR:N	2.48	0.46
1:D:119:PRO:C	1:D:121:PRO:HD2	2.35	0.46
1:D:336:MET:HB2	1:D:336:MET:HE2	1.79	0.46
1:A:443:TYR:CE2	1:A:473:TYR:CD1	3.03	0.46
1:D:114:VAL:O	1:D:115:ALA:HB3	2.16	0.46
1:B:210:PRO:C	1:B:212:ALA:H	2.19	0.46
1:C:351:ARG:C	1:C:388:HIS:HD2	2.19	0.46
1:D:107:VAL:N	1:D:108:PRO:CD	2.79	0.46
1:D:120:TYR:OH	4:D:484:HOH:O	2.21	0.46
1:D:159:ASP:OD1	1:D:159:ASP:N	2.48	0.46
1:D:238:LYS:O	1:D:242:GLU:HG3	2.16	0.46
1:D:424:GLY:HA3	2:D:482:HEM:HBC2	1.98	0.46
1:A:139:PHE:N	1:A:139:PHE:HD1	2.14	0.45
1:A:165:ILE:O	1:A:470:ARG:HA	2.15	0.45
1:A:443:TYR:CE2	1:A:473:TYR:HD1	2.34	0.45
1:B:366:ASP:OD1	1:B:376:LYS:HB3	2.16	0.45
1:D:270:TYR:O	1:D:273:GLY:N	2.39	0.45
1:A:312:ASN:HB3	1:A:315:HIS:HB2	1.97	0.45

Continued on next page...

Continued from previous page...

Atom-1	Atom-2	Interatomic distance (Å)	Clash overlap (Å)
1:A:331:ASN:H	1:A:331:ASN:HD22	1.65	0.45
1:A:447:LEU:HD21	1:A:449:ARG:HG3	1.97	0.45
1:B:107:VAL:N	1:B:108:PRO:CD	2.79	0.45
1:B:310:PRO:CG	1:B:447:LEU:HD11	2.46	0.45
1:D:301:THR:O	1:D:305:LEU:HD12	2.16	0.45
1:B:357:LEU:O	1:B:384:PRO:HD2	2.16	0.45
1:C:251:GLU:OE1	1:C:252:VAL:CG2	2.64	0.45
1:C:315:HIS:CE1	1:C:402:PRO:HD2	2.51	0.45
3:C:490:LNP:HAT	3:C:490:LNP:CAM	2.46	0.45
1:A:301:THR:O	1:A:305:LEU:HG	2.16	0.45
1:A:103:TYR:CE1	2:A:482:HEM:O2A	2.70	0.45
1:B:320:ARG:O	1:B:324:GLU:HB2	2.16	0.45
1:C:124:ARG:NH2	1:C:127:LEU:HD12	2.31	0.45
1:C:124:ARG:NH2	1:C:127:LEU:CD1	2.79	0.45
1:C:172:SER:HA	1:C:297:SER:CB	2.47	0.45
1:D:351:ARG:O	1:D:388:HIS:CD2	2.69	0.45
1:D:475:ARG:HG2	1:D:476:ARG:N	2.32	0.45
1:B:291:ALA:O	1:B:295:THR:CG2	2.65	0.45
1:C:351:ARG:HH22	1:C:397:PRO:CA	2.29	0.45
1:C:127:LEU:HD23	3:C:490:LNP:HBEA	1.98	0.45
1:D:240:LEU:O	1:D:244:ILE:HG13	2.16	0.45
1:D:326:PHE:HA	1:D:327:PRO:HD3	1.83	0.45
3:D:490:LNP:HAKA	3:D:490:LNP:HAAA	1.54	0.45
1:C:274:THR:HG22	1:C:275:PRO:CD	2.40	0.45
1:D:44:HIS:CB	1:D:55:PHE:CZ	2.99	0.45
1:A:188:LEU:CD1	1:A:243:ILE:HG13	2.47	0.45
1:B:309:HIS:O	1:B:312:ASN:N	2.49	0.45
1:B:460:MET:HG2	3:B:490:LNP:CAW	2.46	0.45
1:C:130:LEU:HD21	1:C:288:ALA:HB2	1.99	0.45
1:A:356:LEU:O	1:A:384:PRO:HG2	2.17	0.45
1:A:395:PRO:HG3	1:A:407:LYS:HZ1	1.82	0.45
1:A:287:ALA:HB1	3:A:490:LNP:HBB	1.98	0.45
1:B:423:ILE:HD11	2:B:482:HEM:CMD	2.46	0.45
1:C:80:VAL:HG12	1:C:80:VAL:O	2.16	0.45
1:D:104:SER:C	1:D:106:MET:N	2.69	0.45
1:D:298:ILE:HD12	1:D:461:VAL:HG12	1.99	0.45
1:D:330:LEU:CD2	1:D:334:ASN:HB3	2.46	0.45
1:C:437:ALA:O	1:C:441:ARG:HB2	2.17	0.45
1:D:339:MET:CE	1:D:437:ALA:HB2	2.47	0.45
1:B:307:LEU:HD13	1:B:319:LEU:HD22	1.99	0.45
1:C:60:LYS:HB2	1:C:65:SER:O	2.16	0.45

Continued on next page...

Continued from previous page...

Atom-1	Atom-2	Interatomic distance (Å)	Clash overlap (Å)
1:D:322:GLU:O	1:D:326:PHE:CE1	2.69	0.45
1:D:291:ALA:CA	3:D:490:LNP:HAO	2.46	0.45
1:D:87:SER:HB2	1:D:91:LEU:HD12	1.98	0.45
1:A:257:SER:OG	1:A:257:SER:O	2.30	0.44
1:B:158:TRP:HZ3	1:B:445:PHE:HZ	1.63	0.44
1:D:353:ASP:OD1	1:D:353:ASP:N	2.50	0.44
1:A:53:LEU:O	1:A:57:GLN:HG3	2.18	0.44
1:B:36:PRO:O	1:B:44:HIS:CE1	2.56	0.44
1:C:95:GLU:OE1	1:C:95:GLU:N	2.50	0.44
1:D:274:THR:HG23	1:D:275:PRO:HD2	2.00	0.44
1:D:44:HIS:HD2	1:D:71:ASN:N	2.00	0.44
1:A:93:ARG:HG3	1:A:95:GLU:N	2.31	0.44
1:B:240:LEU:O	1:B:244:ILE:N	2.48	0.44
1:B:102:VAL:CG1	1:B:360:MET:HB2	2.45	0.44
3:B:490:LNP:HAT	3:B:490:LNP:CAX	2.31	0.44
1:C:154:MET:HE1	1:C:439:ALA:HA	1.99	0.44
1:D:122:ARG:O	1:D:126:GLN:HG3	2.17	0.44
1:D:136:ILE:O	1:D:139:PHE:HB2	2.17	0.44
1:D:158:TRP:CZ2	1:D:165:ILE:CD1	3.00	0.44
1:D:308:MET:HE2	1:D:445:PHE:HB2	1.98	0.44
3:A:490:LNP:HAAA	3:A:490:LNP:HAKA	1.57	0.44
1:C:183:LEU:C	1:C:184:PHE:HD2	2.20	0.44
3:C:490:LNP:HBA	3:C:490:LNP:HAY	1.70	0.44
1:A:247:ARG:O	1:A:251:GLU:CG	2.57	0.44
1:B:100:ARG:O	1:B:101:GLU:C	2.54	0.44
1:B:449:ARG:HG3	4:B:6:HOH:O	2.17	0.44
1:C:172:SER:HA	1:C:297:SER:HB2	1.99	0.44
1:C:109:VAL:HG13	1:C:204:MET:HE2	2.00	0.44
1:D:254:LYS:C	1:D:256:SER:H	2.21	0.44
1:D:320:ARG:HA	1:D:323:ILE:HG12	1.98	0.44
1:D:351:ARG:O	1:D:388:HIS:HD2	2.00	0.44
1:D:88:ARG:HH11	1:D:88:ARG:CA	2.26	0.44
1:A:339:MET:HE1	1:A:437:ALA:HB2	1.99	0.44
1:A:44:HIS:HB3	1:A:55:PHE:CZ	2.53	0.44
1:A:292:GLY:HA2	2:A:482:HEM:CMC	2.47	0.44
1:B:80:VAL:HG12	1:B:80:VAL:O	2.17	0.44
1:C:112:GLU:HA	1:C:117:ALA:CB	2.47	0.44
1:D:197:PHE:HE2	1:D:289:MET:HG3	1.83	0.44
1:A:108:PRO:HB2	1:A:229:CYS:SG	2.57	0.44
1:A:218:LEU:CD2	1:A:223:LEU:HD11	2.47	0.44
1:C:92:PRO:HG2	1:C:97:LEU:CD1	2.47	0.44

Continued on next page...

Continued from previous page...

Atom-1	Atom-2	Interatomic distance (Å)	Clash overlap (Å)
1:A:396:GLU:N	1:A:397:PRO:CD	2.80	0.44
1:B:104:SER:O	1:B:107:VAL:HG23	2.18	0.44
1:B:135:THR:O	1:B:138:LYS:HB2	2.18	0.44
1:B:147:GLN:HE22	1:B:330:LEU:HG	1.83	0.44
1:D:274:THR:HG22	1:D:275:PRO:O	2.18	0.44
1:D:431:GLN:O	1:D:435:ILE:HG13	2.18	0.44
1:C:183:LEU:HD13	1:C:261:LEU:HD22	1.98	0.44
1:C:136:ILE:HG23	1:C:332:TYR:OH	2.18	0.44
1:D:335:VAL:HA	1:D:339:MET:SD	2.58	0.44
1:D:35:TYR:CD1	1:D:36:PRO:HD2	2.52	0.44
1:A:307:LEU:HD13	1:A:319:LEU:CD2	2.48	0.43
1:B:135:THR:OG1	1:B:138:LYS:HG2	2.17	0.43
1:C:309:HIS:HA	1:C:310:PRO:HD3	1.87	0.43
1:D:366:ASP:HB3	1:D:373:VAL:CG1	2.47	0.43
1:B:183:LEU:O	1:B:260:ASP:HB2	2.17	0.43
1:B:320:ARG:NH2	1:B:444:ASP:OD2	2.51	0.43
1:C:332:TYR:HD2	1:C:333:ASN:OD1	2.01	0.43
1:D:45:ILE:HB	1:D:72:ILE:HG23	2.00	0.43
1:A:216:PRO:C	1:A:218:LEU:H	2.22	0.43
1:A:447:LEU:C	1:A:449:ARG:H	2.22	0.43
3:A:490:LNP:HAT	3:A:490:LNP:HALA	1.81	0.43
1:B:326:PHE:HB3	1:B:330:LEU:HD21	2.00	0.43
1:B:385:LEU:O	1:B:389:HIS:HD2	2.00	0.43
1:C:331:ASN:O	1:C:334:ASN:HB2	2.17	0.43
3:C:490:LNP:CAY	3:C:490:LNP:HAF	2.44	0.43
1:A:435:ILE:O	1:A:439:ALA:N	2.43	0.43
3:A:490:LNP:HAI	3:A:490:LNP:HAWA	1.54	0.43
1:A:44:HIS:CB	1:A:55:PHE:CZ	3.01	0.43
1:D:159:ASP:C	1:D:475:ARG:HH22	2.21	0.43
1:D:192:LEU:HD13	1:D:239:ILE:HD13	1.99	0.43
1:D:456:ASP:C	1:D:456:ASP:OD1	2.56	0.43
1:A:107:VAL:HB	1:A:108:PRO:CD	2.48	0.43
1:A:183:LEU:HD13	1:A:261:LEU:HD22	1.99	0.43
1:A:251:GLU:HA	1:A:255:ASP:HA	1.99	0.43
1:A:382:CYS:O	1:A:384:PRO:HD3	2.19	0.43
1:B:302:TRP:CZ2	1:B:464:PRO:CB	2.99	0.43
1:C:53:LEU:N	4:C:19:HOH:O	2.35	0.43
1:D:322:GLU:O	1:D:326:PHE:HE1	2.01	0.43
1:A:452:VAL:CG1	1:A:453:PRO:CD	2.97	0.43
1:A:85:GLU:O	1:A:88:ARG:HB2	2.18	0.43
1:D:385:LEU:O	1:D:389:HIS:HD2	2.00	0.43

Continued on next page...

Continued from previous page...

Atom-1	Atom-2	Interatomic distance (Å)	Clash overlap (Å)
1:D:452:VAL:CG1	1:D:453:PRO:N	2.81	0.43
1:D:298:ILE:HD12	1:D:461:VAL:CG1	2.49	0.43
1:A:66:GLY:C	1:A:67:ILE:HD12	2.38	0.43
1:B:116:TYR:CE1	3:B:490:LNP:HAS	2.53	0.43
1:B:227:ALA:O	1:B:231:GLU:HB2	2.19	0.43
1:D:164:GLU:HG3	1:D:448:LEU:CD1	2.49	0.43
1:D:250:GLU:OE2	1:D:254:LYS:HE3	2.18	0.43
1:D:385:LEU:O	1:D:389:HIS:CD2	2.71	0.43
1:D:355:PRO:HG2	2:D:482:HEM:HMB1	2.01	0.43
1:D:68:PHE:HE1	1:D:70:ILE:HG23	1.83	0.43
1:A:252:VAL:HG13	1:C:234:THR:HG23	2.00	0.43
1:A:389:HIS:CE1	1:A:398:ARG:NH1	2.73	0.43
1:A:84:HIS:CE1	1:A:408:VAL:HG13	2.54	0.43
1:A:91:LEU:N	1:A:92:PRO:HD2	2.34	0.43
1:B:362:LYS:HG3	1:B:364:MET:HE3	2.00	0.43
1:B:71:ASN:OD1	1:B:71:ASN:C	2.57	0.43
1:C:40:PRO:HG2	1:C:41:ILE:N	2.33	0.43
1:D:404:ARG:O	1:D:405:ASP:OD1	2.37	0.43
1:A:317:GLU:HB3	1:A:321:LYS:HZ1	1.84	0.43
1:A:444:ASP:N	1:A:474:ILE:O	2.48	0.43
1:A:103:TYR:CG	3:A:490:LNP:HATA	2.54	0.43
1:B:331:ASN:HD22	1:B:332:TYR:N	2.16	0.43
1:B:429:LEU:O	1:B:433:LYS:HG3	2.19	0.43
1:B:446:GLN:HG3	1:B:474:ILE:HD11	2.01	0.43
1:B:58:GLU:OE1	1:B:61:ARG:CZ	2.67	0.43
1:C:35:TYR:HA	1:C:36:PRO:HD3	1.80	0.43
1:D:113:GLY:N	1:D:117:ALA:HB3	2.34	0.43
1:D:154:MET:O	1:D:158:TRP:CA	2.66	0.43
1:D:56:MET:HB3	1:D:386:LEU:HD13	2.01	0.43
1:B:425:GLN:HG3	4:B:9:HOH:O	2.18	0.43
1:B:302:TRP:NE1	1:B:464:PRO:HD3	2.34	0.43
1:B:475:ARG:HB2	1:B:475:ARG:NH1	2.34	0.43
1:B:93:ARG:HD2	1:B:95:GLU:HB2	2.01	0.43
1:C:241:SER:CA	1:C:278:LEU:HD11	2.49	0.43
1:C:35:TYR:HD2	1:C:44:HIS:CE1	2.37	0.43
1:D:192:LEU:CD2	1:D:197:PHE:HD1	2.31	0.43
1:D:305:LEU:N	1:D:305:LEU:HD12	2.34	0.43
1:D:98:SER:HA	1:D:99:PRO:HD3	1.77	0.43
1:A:122:ARG:HH12	1:A:272:ASP:HB3	1.84	0.42
1:A:351:ARG:HA	1:A:388:HIS:NE2	2.29	0.42
1:A:365:ALA:O	1:A:367:VAL:HG13	2.19	0.42

Continued on next page...

Continued from previous page...

Atom-1	Atom-2	Interatomic distance (Å)	Clash overlap (Å)
1:A:443:TYR:CD2	1:A:473:TYR:HD1	2.36	0.42
1:B:348:GLU:OE2	1:B:404:ARG:NE	2.52	0.42
3:B:490:LNP:CAJ	3:B:490:LNP:CBF	2.97	0.42
1:C:321:LYS:HA	1:C:324:GLU:HB2	2.01	0.42
1:C:336:MET:CE	1:C:430:LEU:HD13	2.49	0.42
1:D:260:ASP:OD1	1:D:260:ASP:C	2.57	0.42
1:D:272:ASP:OD1	1:D:274:THR:CB	2.67	0.42
1:A:266:LEU:HD23	1:A:281:VAL:HG21	2.00	0.42
1:B:231:GLU:O	1:B:234:THR:HB	2.18	0.42
1:B:351:ARG:O	1:B:388:HIS:HB3	2.19	0.42
1:B:325:GLU:CD	1:C:136:ILE:HD13	2.38	0.42
1:C:415:PHE:CE2	2:C:482:HEM:HBB2	2.55	0.42
1:D:249:GLU:O	1:D:249:GLU:HG2	2.19	0.42
1:D:34:VAL:HG12	1:D:35:TYR:N	2.34	0.42
1:D:77:VAL:HA	1:D:379:ILE:O	2.20	0.42
1:D:399:ARG:O	1:D:404:ARG:NH2	2.52	0.42
1:D:103:TYR:CZ	3:D:490:LNP:HATA	2.51	0.42
1:A:343:GLU:CB	1:A:433:LYS:HD3	2.46	0.42
1:A:64:LYS:CD	1:A:64:LYS:N	2.81	0.42
1:C:287:ALA:HB3	3:C:490:LNP:CBB	2.47	0.42
1:C:395:PRO:O	1:C:404:ARG:NH1	2.52	0.42
1:C:69:THR:HG21	1:C:76:ARG:CZ	2.48	0.42
1:D:184:PHE:CZ	1:D:289:MET:HE2	2.54	0.42
1:D:44:HIS:HB3	1:D:55:PHE:CE1	2.54	0.42
1:B:101:GLU:H	1:B:101:GLU:CD	2.22	0.42
1:B:239:ILE:O	1:B:239:ILE:CG2	2.67	0.42
1:A:66:GLY:O	1:A:81:GLY:CA	2.68	0.42
1:B:367:VAL:O	1:B:373:VAL:HG13	2.19	0.42
1:B:449:ARG:NE	1:B:451:GLU:O	2.52	0.42
1:C:291:ALA:CA	3:C:490:LNP:HBHA	2.35	0.42
1:B:308:MET:HG3	1:B:309:HIS:N	2.33	0.42
1:C:107:VAL:CG1	1:C:112:GLU:HG2	2.50	0.42
1:A:157:ASN:N	1:A:157:ASN:HD22	2.17	0.42
1:B:52:PRO:HB2	1:B:385:LEU:HD23	2.01	0.42
1:C:103:TYR:OH	2:C:482:HEM:O2A	2.20	0.42
1:D:104:SER:C	1:D:106:MET:H	2.21	0.42
1:A:326:PHE:HB3	1:A:330:LEU:HD22	2.01	0.42
1:C:412:PHE:CD2	1:C:412:PHE:O	2.72	0.42
1:D:309:HIS:CE1	1:D:451:GLU:OE1	2.71	0.42
1:C:332:TYR:CD1	1:C:336:MET:HE3	2.52	0.42
1:D:266:LEU:CD2	1:D:281:VAL:HG21	2.50	0.42

Continued on next page...

Continued from previous page...

Atom-1	Atom-2	Interatomic distance (Å)	Clash overlap (Å)
1:D:306:HIS:O	1:D:312:ASN:HB2	2.20	0.42
1:A:73:VAL:O	1:A:75:LYS:NZ	2.52	0.42
1:B:270:TYR:C	1:B:272:ASP:N	2.73	0.42
1:C:210:PRO:O	1:C:212:ALA:N	2.53	0.42
1:D:111:GLY:N	1:D:233:ARG:HH21	2.18	0.42
1:A:287:ALA:CB	3:A:490:LNP:CBB	2.97	0.41
1:B:52:PRO:HB2	1:B:385:LEU:CD2	2.50	0.41
1:C:363:VAL:HG12	1:C:376:LYS:HA	2.02	0.41
3:C:490:LNP:HAWA	3:C:490:LNP:HAI	1.64	0.41
1:D:238:LYS:HG2	1:D:242:GLU:OE2	2.20	0.41
1:D:326:PHE:CE2	1:D:334:ASN:CG	2.94	0.41
1:D:71:ASN:OD1	1:D:74:GLY:HA2	2.20	0.41
1:A:115:ALA:HA	1:A:123:MET:HG3	2.03	0.41
1:A:473:TYR:CG	1:A:473:TYR:O	2.72	0.41
1:A:72:ILE:O	1:A:73:VAL:C	2.55	0.41
1:A:99:PRO:HD3	1:A:361:ARG:HD2	2.02	0.41
1:B:210:PRO:O	1:B:213:VAL:HG23	2.20	0.41
1:C:192:LEU:HA	1:C:192:LEU:HD12	1.82	0.41
1:C:244:ILE:CD1	1:C:266:LEU:HD11	2.45	0.41
1:A:265:LEU:HB3	1:A:276:MET:HE3	2.02	0.41
1:A:295:THR:HG23	1:A:295:THR:H	1.53	0.41
1:A:389:HIS:ND1	1:A:397:PRO:HB3	2.35	0.41
1:A:453:PRO:HB3	1:A:468:GLN:HB2	2.03	0.41
1:B:135:THR:O	1:B:138:LYS:CB	2.67	0.41
1:B:354:PRO:HA	1:B:355:PRO:HD3	1.94	0.41
1:C:277:SER:C	1:C:279:HIS:N	2.70	0.41
1:D:364:MET:HA	1:D:364:MET:HE3	1.96	0.41
1:D:97:LEU:HD22	1:D:380:ILE:HG21	2.00	0.41
1:A:61:ARG:HB3	4:A:488:HOH:O	2.20	0.41
1:B:143:VAL:N	1:B:144:PRO:HD2	2.35	0.41
1:B:210:PRO:C	1:B:212:ALA:N	2.73	0.41
1:B:427:PHE:O	1:B:431:GLN:HG3	2.20	0.41
1:D:251:GLU:HB3	4:D:25:HOH:O	2.19	0.41
1:D:470:ARG:C	1:D:471:VAL:HG23	2.40	0.41
1:D:60:LYS:HE3	1:D:60:LYS:HB2	1.84	0.41
1:A:250:GLU:O	1:A:251:GLU:C	2.57	0.41
1:A:336:MET:HE2	1:A:430:LEU:HD13	2.00	0.41
1:B:362:LYS:CG	1:B:364:MET:CE	2.99	0.41
1:C:184:PHE:N	1:C:184:PHE:HD2	2.19	0.41
1:D:250:GLU:HA	1:D:253:ASN:HB2	2.01	0.41
1:D:122:ARG:CD	1:D:270:TYR:CE2	3.03	0.41

Continued on next page...

Continued from previous page...

Atom-1	Atom-2	Interatomic distance (Å)	Clash overlap (Å)
1:A:175:ILE:HD13	1:A:435:ILE:HD11	2.02	0.41
1:A:234:THR:O	1:A:238:LYS:HG3	2.20	0.41
1:B:179:ALA:O	1:B:183:LEU:HD12	2.20	0.41
3:B:490:LNP:HAV	3:B:490:LNP:HAS	1.79	0.41
1:C:210:PRO:O	1:C:213:VAL:HG23	2.21	0.41
1:C:243:ILE:O	1:C:247:ARG:HG3	2.19	0.41
2:C:482:HEM:HHD	2:C:482:HEM:HBC2	2.01	0.41
1:D:176:ILE:CG2	1:D:177:ASN:N	2.83	0.41
1:A:176:ILE:HD13	1:A:198:ALA:HB2	2.01	0.41
1:A:216:PRO:C	1:A:218:LEU:N	2.71	0.41
1:B:231:GLU:O	1:B:234:THR:CB	2.69	0.41
1:C:114:VAL:CG2	1:C:280:GLU:HA	2.50	0.41
1:D:358:MET:SD	1:D:383:SER:HB2	2.60	0.41
1:A:73:VAL:HG12	1:A:73:VAL:O	2.21	0.41
1:C:298:ILE:HD13	1:C:463:GLY:HA3	2.02	0.41
1:D:139:PHE:CB	1:D:332:TYR:HE1	2.34	0.41
1:D:274:THR:CG2	1:D:275:PRO:N	2.83	0.41
1:A:207:SER:OG	1:A:229:CYS:CB	2.55	0.41
1:A:218:LEU:HA	1:A:221:LEU:HD13	1.99	0.41
1:B:167:LEU:HD21	1:B:304:MET:CB	2.47	0.41
1:C:277:SER:HB2	1:C:280:GLU:H	1.85	0.41
1:C:282:CYS:O	1:C:286:VAL:HG23	2.20	0.41
1:C:98:SER:HA	1:C:99:PRO:HD3	1.69	0.41
1:D:204:MET:CE	1:D:286:VAL:HG11	2.51	0.41
1:D:301:THR:O	1:D:305:LEU:HD13	2.21	0.41
1:D:32:PRO:HG3	1:D:372:TYR:CB	2.49	0.41
3:A:490:LNP:CBH	3:A:490:LNP:CAJ	2.94	0.41
1:B:154:MET:HG3	1:B:158:TRP:HB2	2.02	0.41
1:C:116:TYR:O	1:C:117:ALA:C	2.59	0.41
1:C:352:ARG:HG2	1:C:353:ASP:OD1	2.21	0.41
1:D:150:VAL:HG13	1:D:174:MET:SD	2.61	0.41
1:A:184:PHE:HB3	1:A:188:LEU:HD23	2.01	0.41
1:C:142:PHE:HE1	1:C:182:CYS:O	2.04	0.41
1:D:308:MET:HE2	1:D:445:PHE:CB	2.51	0.41
1:D:324:GLU:HG2	1:D:325:GLU:N	2.35	0.41
1:A:136:ILE:CG2	1:A:332:TYR:OH	2.61	0.40
1:C:276:MET:HB3	1:C:276:MET:HE3	1.73	0.40
1:D:167:LEU:HD21	1:D:304:MET:HB2	2.03	0.40
1:A:116:TYR:CE1	3:A:490:LNP:CAY	3.04	0.40
3:A:490:LNP:CAS	3:A:490:LNP:CAB	2.71	0.40
1:B:91:LEU:N	1:B:92:PRO:HD2	2.36	0.40

Continued on next page...

Continued from previous page...

Atom-1	Atom-2	Interatomic distance (Å)	Clash overlap (Å)
1:C:94:ASN:OD1	1:C:420:HIS:CE1	2.74	0.40
1:D:183:LEU:HD13	1:D:261:LEU:HD22	2.03	0.40
1:A:191:ARG:HH21	1:A:239:ILE:HG12	1.87	0.40
1:A:356:LEU:HD12	2:A:482:HEM:HMA3	2.04	0.40
1:B:169:GLU:O	1:B:173:THR:N	2.54	0.40
1:C:310:PRO:O	1:C:313:VAL:CG2	2.61	0.40
1:A:201:LEU:O	1:A:204:MET:N	2.54	0.40
1:A:401:ASP:HA	1:A:402:PRO:HD2	1.95	0.40
1:B:287:ALA:HB1	3:B:490:LNP:CAZ	2.52	0.40
1:B:449:ARG:C	1:B:451:GLU:N	2.75	0.40
1:C:216:PRO:HD2	4:C:14:HOH:O	2.19	0.40
1:C:86:HIS:HE1	1:C:411:ALA:O	2.04	0.40
1:C:455:PRO:HB2	1:C:457:TYR:CZ	2.57	0.40
1:D:354:PRO:HA	1:D:355:PRO:HD2	1.78	0.40
1:D:471:VAL:HG12	1:D:472:LYS:N	2.36	0.40

There are no symmetry-related clashes.

5.3 Torsion angles [i](#)

5.3.1 Protein backbone [i](#)

In the following table, the Percentiles column shows the percent Ramachandran outliers of the chain as a percentile score with respect to all X-ray entries followed by that with respect to entries of similar resolution.

The Analysed column shows the number of residues for which the backbone conformation was analysed, and the total number of residues.

Mol	Chain	Analysed	Favoured	Allowed	Outliers	Percentiles	
1	A	446/453 (98%)	425 (95%)	21 (5%)	0	100	100
1	B	446/453 (98%)	415 (93%)	30 (7%)	1 (0%)	51	86
1	C	440/453 (97%)	421 (96%)	18 (4%)	1 (0%)	51	86
1	D	446/453 (98%)	419 (94%)	27 (6%)	0	100	100
All	All	1778/1812 (98%)	1680 (94%)	96 (5%)	2 (0%)	55	89

All (2) Ramachandran outliers are listed below:

Mol	Chain	Res	Type
1	C	211	ALA
1	B	340	PRO

5.3.2 Protein sidechains ⓘ

In the following table, the Percentiles column shows the percent sidechain outliers of the chain as a percentile score with respect to all X-ray entries followed by that with respect to entries of similar resolution.

The Analysed column shows the number of residues for which the sidechain conformation was analysed, and the total number of residues.

Mol	Chain	Analysed	Rotameric	Outliers	Percentiles	
1	A	390/391 (100%)	373 (96%)	17 (4%)	33	72
1	B	390/391 (100%)	369 (95%)	21 (5%)	26	64
1	C	386/391 (99%)	363 (94%)	23 (6%)	22	60
1	D	390/391 (100%)	373 (96%)	17 (4%)	33	72
All	All	1556/1564 (100%)	1478 (95%)	78 (5%)	28	67

All (78) residues with a non-rotameric sidechain are listed below:

Mol	Chain	Res	Type
1	A	64	LYS
1	A	98	SER
1	A	143	VAL
1	A	160	LYS
1	A	221	LEU
1	A	254	LYS
1	A	256	SER
1	A	272	ASP
1	A	278	LEU
1	A	331	ASN
1	A	351	ARG
1	A	353	ASP
1	A	364	MET
1	A	372	TYR
1	A	441	ARG
1	A	442	SER
1	A	458	HIS
1	B	38	THR
1	B	73	VAL
1	B	122	ARG

Continued on next page...

Continued from previous page...

Mol	Chain	Res	Type
1	B	124	ARG
1	B	152	LYS
1	B	160	LYS
1	B	176	ILE
1	B	195	ARG
1	B	207	SER
1	B	271	ARG
1	B	278	LEU
1	B	280	GLU
1	B	314	LYS
1	B	331	ASN
1	B	351	ARG
1	B	364	MET
1	B	368	LYS
1	B	378	ASP
1	B	388	HIS
1	B	441	ARG
1	B	447	LEU
1	C	38	THR
1	C	53	LEU
1	C	65	SER
1	C	106	MET
1	C	124	ARG
1	C	159	ASP
1	C	274	THR
1	C	276	MET
1	C	277	SER
1	C	290	PHE
1	C	320	ARG
1	C	351	ARG
1	C	352	ARG
1	C	353	ASP
1	C	364	MET
1	C	367	VAL
1	C	378	ASP
1	C	390	ASP
1	C	396	GLU
1	C	412	PHE
1	C	446	GLN
1	C	447	LEU
1	C	475	ARG
1	D	62	GLN

Continued on next page...

Continued from previous page...

Mol	Chain	Res	Type
1	D	94	ASN
1	D	122	ARG
1	D	140	GLN
1	D	160	LYS
1	D	170	ASP
1	D	193	ASP
1	D	196	ARG
1	D	255	ASP
1	D	290	PHE
1	D	324	GLU
1	D	325	GLU
1	D	351	ARG
1	D	353	ASP
1	D	364	MET
1	D	372	TYR
1	D	388	HIS

Some sidechains can be flipped to improve hydrogen bonding and reduce clashes. All (42) such sidechains are listed below:

Mol	Chain	Res	Type
1	A	44	HIS
1	A	140	GLN
1	A	157	ASN
1	A	253	ASN
1	A	306	HIS
1	A	309	HIS
1	A	331	ASN
1	A	388	HIS
1	A	389	HIS
1	B	44	HIS
1	B	148	HIS
1	B	253	ASN
1	B	306	HIS
1	B	309	HIS
1	B	331	ASN
1	B	388	HIS
1	B	389	HIS
1	B	458	HIS
1	C	44	HIS
1	C	157	ASN
1	C	306	HIS
1	C	315	HIS

Continued on next page...

Continued from previous page...

Mol	Chain	Res	Type
1	C	329	GLN
1	C	334	ASN
1	C	388	HIS
1	C	389	HIS
1	C	431	GLN
1	D	44	HIS
1	D	62	GLN
1	D	94	ASN
1	D	126	GLN
1	D	177	ASN
1	D	181	GLN
1	D	279	HIS
1	D	306	HIS
1	D	309	HIS
1	D	333	ASN
1	D	334	ASN
1	D	388	HIS
1	D	389	HIS
1	D	425	GLN
1	D	458	HIS

5.3.3 RNA [i](#)

There are no RNA molecules in this entry.

5.4 Non-standard residues in protein, DNA, RNA chains [i](#)

There are no non-standard protein/DNA/RNA residues in this entry.

5.5 Carbohydrates [i](#)

There are no carbohydrates in this entry.

5.6 Ligand geometry [i](#)

8 ligands are modelled in this entry.

In the following table, the Counts columns list the number of bonds (or angles) for which Mogul statistics could be retrieved, the number of bonds (or angles) that are observed in the model and the number of bonds (or angles) that are defined in the chemical component dictionary. The Link column lists molecule types, if any, to which the group is linked. The Z score for a bond length

(or angle) is the number of standard deviations the observed value is removed from the expected value. A bond length (or angle) with $|Z| > 2$ is considered an outlier worth inspection. RMSZ is the root-mean-square of all Z scores of the bond lengths (or angles).

Mol	Type	Chain	Res	Link	Bond lengths			Bond angles		
					Counts	RMSZ	# Z > 2	Counts	RMSZ	# Z > 2
2	HEM	A	482	1	28,50,50	2.26	6 (21%)	17,82,82	1.42	3 (17%)
3	LNP	A	490	-	35,38,38	1.04	2 (5%)	54,62,62	2.07	12 (22%)
2	HEM	B	482	1	28,50,50	2.25	6 (21%)	17,82,82	1.47	3 (17%)
3	LNP	B	490	-	35,38,38	1.09	2 (5%)	54,62,62	1.71	12 (22%)
2	HEM	C	482	1	28,50,50	2.24	6 (21%)	17,82,82	1.38	2 (11%)
3	LNP	C	490	-	35,38,38	1.12	2 (5%)	54,62,62	1.84	12 (22%)
2	HEM	D	482	1	28,50,50	2.24	6 (21%)	17,82,82	1.40	3 (17%)
3	LNP	D	490	-	35,38,38	1.23	5 (14%)	54,62,62	1.80	11 (20%)

In the following table, the Chirals column lists the number of chiral outliers, the number of chiral centers analysed, the number of these observed in the model and the number defined in the chemical component dictionary. Similar counts are reported in the Torsion and Rings columns. '-' means no outliers of that kind were identified.

Mol	Type	Chain	Res	Link	Chirals	Torsions	Rings
2	HEM	A	482	1	-	0/6/54/54	0/0/8/8
3	LNP	A	490	-	-	0/10/89/89	0/4/5/5
2	HEM	B	482	1	-	0/6/54/54	0/0/8/8
3	LNP	B	490	-	-	0/10/89/89	0/4/5/5
2	HEM	C	482	1	-	0/6/54/54	0/0/8/8
3	LNP	C	490	-	-	0/10/89/89	0/4/5/5
2	HEM	D	482	1	-	0/6/54/54	0/0/8/8
3	LNP	D	490	-	-	0/10/89/89	0/4/5/5

All (35) bond length outliers are listed below:

Mol	Chain	Res	Type	Atoms	Z	Observed(Å)	Ideal(Å)
2	B	482	HEM	C3C-C2C	-4.98	1.33	1.40
2	D	482	HEM	C3C-C2C	-4.98	1.33	1.40
2	C	482	HEM	C3C-C2C	-4.89	1.33	1.40
2	A	482	HEM	C3B-C2B	-4.81	1.34	1.40
2	A	482	HEM	C3C-C2C	-4.72	1.34	1.40
2	D	482	HEM	C3B-C2B	-4.68	1.34	1.40
2	C	482	HEM	C3B-C2B	-4.64	1.34	1.40
2	B	482	HEM	C3B-C2B	-4.57	1.34	1.40
3	C	490	LNP	CAD-CAE	-3.50	1.50	1.58
3	D	490	LNP	CAD-CAE	-3.27	1.51	1.58

Continued on next page...

Continued from previous page...

Mol	Chain	Res	Type	Atoms	Z	Observed(Å)	Ideal(Å)
3	B	490	LNP	CAD-CAE	-3.26	1.51	1.58
3	A	490	LNP	CAD-CAE	-3.18	1.51	1.58
3	D	490	LNP	CAG-CAH	-2.05	1.53	1.56
3	D	490	LNP	CAD-CAC	-2.00	1.50	1.53
3	A	490	LNP	CBH-CBG	2.31	1.57	1.52
3	B	490	LNP	CBH-CBG	2.32	1.57	1.52
3	C	490	LNP	CBH-CBG	2.36	1.57	1.52
2	D	482	HEM	C4D-ND	2.36	1.39	1.36
3	D	490	LNP	CBH-CBG	2.37	1.57	1.52
2	A	482	HEM	C4D-ND	2.59	1.39	1.36
2	B	482	HEM	C4D-ND	2.60	1.39	1.36
2	C	482	HEM	C4D-ND	2.62	1.39	1.36
3	D	490	LNP	CAI-CAJ	2.90	1.56	1.50
2	C	482	HEM	C3B-CAB	3.47	1.54	1.47
2	C	482	HEM	C3C-CAC	3.49	1.54	1.47
2	B	482	HEM	C3B-CAB	3.49	1.54	1.47
2	A	482	HEM	C3B-CAB	3.51	1.54	1.47
2	D	482	HEM	C3C-CAC	3.53	1.54	1.47
2	B	482	HEM	C3C-CAC	3.56	1.54	1.47
2	A	482	HEM	C3C-CAC	3.61	1.54	1.47
2	D	482	HEM	C3B-CAB	3.66	1.55	1.47
2	D	482	HEM	C3D-C2D	5.40	1.53	1.37
2	C	482	HEM	C3D-C2D	5.42	1.53	1.37
2	B	482	HEM	C3D-C2D	5.45	1.53	1.37
2	A	482	HEM	C3D-C2D	5.48	1.53	1.37

All (58) bond angle outliers are listed below:

Mol	Chain	Res	Type	Atoms	Z	Observed(°)	Ideal(°)
3	C	490	LNP	CAN-CAH-CAG	-5.41	111.53	117.15
3	C	490	LNP	CAE-CAQ-CAV	-4.91	112.73	119.26
3	A	490	LNP	CAE-CAQ-CAV	-4.88	112.77	119.26
3	B	490	LNP	CAE-CAQ-CAV	-4.87	112.78	119.26
3	D	490	LNP	CAN-CAH-CAG	-4.38	112.59	117.15
3	D	490	LNP	CAE-CAQ-CAV	-4.34	113.49	119.26
3	D	490	LNP	CAI-CAJ-CAC	-3.51	118.33	125.11
3	A	490	LNP	CAI-CAJ-CAC	-3.49	118.37	125.11
3	A	490	LNP	CAA-CAB-CAG	-3.48	107.73	114.00
3	B	490	LNP	CAN-CAH-CAG	-3.37	113.65	117.15
3	D	490	LNP	CAL-CAK-CAG	-3.25	107.15	112.80
3	A	490	LNP	CAT-CAG-CAH	-3.16	107.10	112.94
3	D	490	LNP	CAA-CAB-CAG	-3.10	108.41	114.00

Continued on next page...

Continued from previous page...

Mol	Chain	Res	Type	Atoms	Z	Observed(°)	Ideal(°)
3	C	490	LNP	CAA-CAB-CAG	-3.09	108.43	114.00
3	C	490	LNP	CAI-CAJ-CAC	-3.07	119.18	125.11
3	A	490	LNP	CAL-CAK-CAG	-3.04	107.52	112.80
3	C	490	LNP	CAG-CAB-CAC	-2.89	108.02	112.54
3	A	490	LNP	CAK-CAL-CAM	-2.78	107.17	111.47
3	B	490	LNP	CAT-CAG-CAH	-2.73	107.89	112.94
3	B	490	LNP	CAA-CAB-CAG	-2.71	109.11	114.00
2	D	482	HEM	CAA-CBA-CGA	-2.43	108.51	112.66
3	D	490	LNP	CAH-CAI-CAJ	-2.41	108.52	113.07
2	A	482	HEM	C1D-C2D-C3D	-2.39	105.33	107.00
3	C	490	LNP	CAT-CAG-CAH	-2.36	108.58	112.94
3	C	490	LNP	CAA-CAF-CAE	-2.33	108.76	112.80
3	B	490	LNP	CAK-CAL-CAM	-2.33	107.87	111.47
3	D	490	LNP	CAT-CAG-CAH	-2.31	108.67	112.94
2	B	482	HEM	C1D-C2D-C3D	-2.30	105.39	107.00
3	B	490	LNP	CAL-CAK-CAG	-2.28	108.83	112.80
3	B	490	LNP	CAI-CAJ-CAC	-2.25	120.76	125.11
2	C	482	HEM	C1D-C2D-C3D	-2.19	105.47	107.00
2	D	482	HEM	C1D-C2D-C3D	-2.17	105.49	107.00
2	B	482	HEM	CMA-C3A-C4A	-2.13	125.19	128.46
2	C	482	HEM	CAD-CBD-CGD	-2.13	109.03	112.66
3	A	490	LNP	CAT-CAG-CAB	-2.12	106.17	109.89
2	A	482	HEM	CAA-CBA-CGA	-2.12	109.04	112.66
2	B	482	HEM	CBD-CAD-C3D	-2.09	108.47	112.47
3	C	490	LNP	CAI-CAH-CAN	-2.09	109.39	113.06
2	A	482	HEM	CBD-CAD-C3D	-2.07	108.53	112.47
2	D	482	HEM	CAD-CBD-CGD	-2.04	109.17	112.66
3	C	490	LNP	CAI-CAH-CAG	2.25	113.81	110.61
3	B	490	LNP	CAD-CAE-CAQ	2.45	102.30	94.21
3	D	490	LNP	CAD-CAE-CAQ	2.49	102.44	94.21
3	D	490	LNP	CAI-CAH-CAG	2.56	114.25	110.61
3	C	490	LNP	CAD-CAE-CAQ	2.68	103.06	94.21
3	A	490	LNP	CAD-CAE-CAQ	2.79	103.43	94.21
3	B	490	LNP	CAK-CAG-CAH	3.12	111.98	108.04
3	B	490	LNP	CAB-CAG-CAH	3.19	112.57	107.00
3	C	490	LNP	CAB-CAG-CAH	3.46	113.04	107.00
3	A	490	LNP	CAI-CAH-CAG	3.79	116.00	110.61
3	D	490	LNP	CAB-CAG-CAH	3.83	113.70	107.00
3	A	490	LNP	CAK-CAG-CAH	3.95	113.02	108.04
3	B	490	LNP	CAI-CAH-CAG	4.27	116.69	110.61
3	A	490	LNP	CAB-CAG-CAH	4.44	114.75	107.00
3	B	490	LNP	CAH-CAN-CAM	4.45	113.03	107.66

Continued on next page...

Continued from previous page...

Mol	Chain	Res	Type	Atoms	Z	Observed(°)	Ideal(°)
3	C	490	LNP	CAH-CAN-CAM	5.44	114.22	107.66
3	D	490	LNP	CAH-CAN-CAM	5.79	114.64	107.66
3	A	490	LNP	CAH-CAN-CAM	7.93	117.22	107.66

There are no chirality outliers.

There are no torsion outliers.

There are no ring outliers.

8 monomers are involved in 190 short contacts:

Mol	Chain	Res	Type	Clashes	Symm-Clashes
2	A	482	HEM	9	0
3	A	490	LNP	27	0
2	B	482	HEM	7	0
3	B	490	LNP	36	0
2	C	482	HEM	5	0
3	C	490	LNP	59	0
2	D	482	HEM	6	0
3	D	490	LNP	45	0

5.7 Other polymers [i](#)

There are no such residues in this entry.

5.8 Polymer linkage issues [i](#)

There are no chain breaks in this entry.

6 Fit of model and data

6.1 Protein, DNA and RNA chains

In the following table, the column labelled ‘#RSRZ > 2’ contains the number (and percentage) of RSRZ outliers, followed by percent RSRZ outliers for the chain as percentile scores relative to all X-ray entries and entries of similar resolution. The OWAB column contains the minimum, median, 95th percentile and maximum values of the occupancy-weighted average B-factor per residue. The column labelled ‘Q < 0.9’ lists the number of (and percentage) of residues with an average occupancy less than 0.9.

Mol	Chain	Analysed	<RSRZ>	#RSRZ>2	OWAB(Å ²)	Q<0.9
1	A	448/453 (98%)	-0.13	12 (2%) 55 26	27, 80, 104, 123	0
1	B	448/453 (98%)	-0.15	15 (3%) 47 21	50, 90, 133, 166	0
1	C	444/453 (98%)	-0.28	3 (0%) 87 67	44, 73, 100, 131	0
1	D	448/453 (98%)	-0.23	4 (0%) 84 61	41, 86, 138, 209	0
All	All	1788/1812 (98%)	-0.20	34 (1%) 67 37	27, 81, 124, 209	0

All (34) RSRZ outliers are listed below:

Mol	Chain	Res	Type	RSRZ
1	A	65	SER	5.0
1	B	163	GLY	4.8
1	B	164	GLU	4.4
1	A	161	ASP	4.3
1	A	393	ALA	4.1
1	C	258	THR	3.4
1	B	399	ARG	3.4
1	A	314	LYS	3.3
1	B	50	LYS	3.1
1	A	368	LYS	2.8
1	C	371	SER	2.7
1	B	391	GLU	2.6
1	D	275	PRO	2.6
1	B	297	SER	2.5
1	D	64	LYS	2.5
1	B	467	SER	2.4
1	A	250	GLU	2.4
1	A	297	SER	2.3
1	B	299	THR	2.3
1	A	469	CYS	2.3
1	B	474	ILE	2.3

Continued on next page...

Continued from previous page...

Mol	Chain	Res	Type	RSRZ
1	B	447	LEU	2.2
1	B	255	ASP	2.2
1	B	112	GLU	2.2
1	A	64	LYS	2.2
1	B	236	LEU	2.2
1	D	161	ASP	2.2
1	A	291	ALA	2.1
1	D	162	GLU	2.1
1	A	254	LYS	2.1
1	B	162	GLU	2.1
1	B	300	THR	2.0
1	C	257	SER	2.0
1	A	292	GLY	2.0

6.2 Non-standard residues in protein, DNA, RNA chains [i](#)

There are no non-standard protein/DNA/RNA residues in this entry.

6.3 Carbohydrates [i](#)

There are no carbohydrates in this entry.

6.4 Ligands [i](#)

In the following table, the Atoms column lists the number of modelled atoms in the group and the number defined in the chemical component dictionary. LLDF column lists the quality of electron density of the group with respect to its neighbouring residues in protein, DNA or RNA chains. The B-factors column lists the minimum, median, 95th percentile and maximum values of B factors of atoms in the group. The column labelled 'Q < 0.9' lists the number of atoms with occupancy less than 0.9.

Mol	Type	Chain	Res	Atoms	RSCC	RSR	LLDF	B-factors(Å ²)	Q<0.9
3	LNP	D	490	34/34	0.85	0.42	3.04	56,64,75,77	34
3	LNP	B	490	34/34	0.90	0.40	2.39	54,66,71,72	34
3	LNP	C	490	34/34	0.85	0.30	0.89	53,75,80,82	0
3	LNP	A	490	34/34	0.91	0.28	0.46	62,70,76,78	0
2	HEM	D	482	43/43	0.97	0.25	0.42	32,41,50,57	0
2	HEM	C	482	43/43	0.96	0.26	0.33	35,43,50,55	0
2	HEM	A	482	43/43	0.95	0.24	-0.08	37,50,57,60	0
2	HEM	B	482	43/43	0.97	0.19	-0.71	40,48,55,61	0

6.5 Other polymers [i](#)

There are no such residues in this entry.