



Full wwPDB X-ray Structure Validation Report ⓘ

Feb 15, 2017 – 08:43 am GMT

PDB ID : 1PCQ
Title : Crystal structure of groEL-groES
Authors : Chaudhry, C.; Farr, G.W.; Todd, M.J.; Rye, H.S.; Brunger, A.T.; Adams, P.D.; Horwich, A.L.; Sigler, P.B.
Deposited on : 2003-05-16
Resolution : 2.81 Å(reported)

This is a Full wwPDB X-ray Structure Validation Report for a publicly released PDB entry.

We welcome your comments at validation@mail.wwpdb.org

A user guide is available at

<http://wwpdb.org/validation/2016/XrayValidationReportHelp>

with specific help available everywhere you see the ⓘ symbol.

The following versions of software and data (see [references ⓘ](#)) were used in the production of this report:

MolProbity : 4.02b-467
Mogul : 1.7.2 (RC1), CSD as538be (2017)
Xtriage (Phenix) : 1.9-1692
EDS : trunk28620
Percentile statistics : 20161228.v01 (using entries in the PDB archive December 28th 2016)
Refmac : 5.8.0135
CCP4 : 6.5.0
Ideal geometry (proteins) : Engh & Huber (2001)
Ideal geometry (DNA, RNA) : Parkinson et al. (1996)
Validation Pipeline (wwPDB-VP) : recalc28949

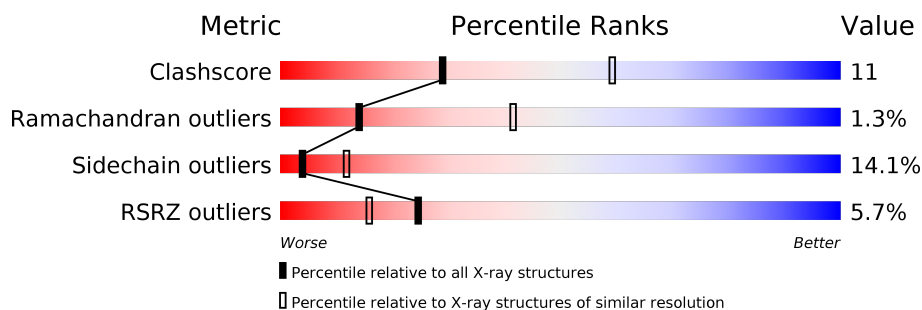
1 Overall quality at a glance

The following experimental techniques were used to determine the structure:

X-RAY DIFFRACTION

The reported resolution of this entry is 2.81 Å.

Percentile scores (ranging between 0-100) for global validation metrics of the entry are shown in the following graphic. The table shows the number of entries on which the scores are based.



Metric	Whole archive (#Entries)	Similar resolution (#Entries, resolution range(Å))
Clashscore	112137	3033 (2.80-2.80)
Ramachandran outliers	110173	2983 (2.80-2.80)
Sidechain outliers	110143	2985 (2.80-2.80)
RSRZ outliers	101464	2610 (2.80-2.80)

The table below summarises the geometric issues observed across the polymeric chains and their fit to the electron density. The red, orange, yellow and green segments on the lower bar indicate the fraction of residues that contain outliers for ≥ 3 , 2, 1 and 0 types of geometric quality criteria. A grey segment represents the fraction of residues that are not modelled. The numeric value for each fraction is indicated below the corresponding segment, with a dot representing fractions $\leq 5\%$. The upper red bar (where present) indicates the fraction of residues that have poor fit to the electron density. The numeric value is given above the bar.

Mol	Chain	Length	Quality of chain
1	A	524	<div> <div>5%</div> <div>71% 23% 5%</div> </div>
1	B	524	<div> <div>7%</div> <div>73% 22% .</div> </div>
1	C	524	<div> <div>6%</div> <div>71% 23% 5%</div> </div>
1	D	524	<div> <div>7%</div> <div>70% 25% 5%</div> </div>
1	E	524	<div> <div>7%</div> <div>73% 23% .</div> </div>
1	F	524	<div> <div>9%</div> <div>74% 21% 5%</div> </div>
1	G	524	<div> <div>8%</div> <div>72% 23% 5%</div> </div>

Continued on next page...

Continued from previous page...

Mol	Chain	Length	Quality of chain
1	H	524	<div><div></div><div>2%67%28%5%</div></div>
1	I	524	<div><div></div><div>%65%30%5%</div></div>
1	J	524	<div><div></div><div>2%66%28%5%</div></div>
1	K	524	<div><div></div><div>%67%27%5%</div></div>
1	L	524	<div><div></div><div>3%67%28%</div></div>
1	M	524	<div><div></div><div>2%63%30%6%</div></div>
1	N	524	<div><div></div><div>3%67%27%5%</div></div>
2	O	97	<div><div></div><div>18%70%24%6%</div></div>
2	P	97	<div><div></div><div>20%65%28%7%</div></div>
2	Q	97	<div><div></div><div>13%67%28%</div></div>
2	R	97	<div><div></div><div>24%70%24%5%</div></div>
2	S	97	<div><div></div><div>24%70%25%5%</div></div>
2	T	97	<div><div></div><div>25%69%26%</div></div>
2	U	97	<div><div></div><div>11%68%26%6%</div></div>

2 Entry composition

There are 6 unique types of molecules in this entry. The entry contains 59304 atoms, of which 0 are hydrogens and 0 are deuteriums.

In the tables below, the ZeroOcc column contains the number of atoms modelled with zero occupancy, the AltConf column contains the number of residues with at least one atom in alternate conformation and the Trace column contains the number of residues modelled with at most 2 atoms.

- Molecule 1 is a protein called groEL protein.

Mol	Chain	Residues	Atoms					ZeroOcc	AltConf	Trace
1	A	524	Total	C	N	O	S	0	0	0
			3855	2397	665	773	20			
1	B	524	Total	C	N	O	S	0	0	0
			3855	2397	665	773	20			
1	C	524	Total	C	N	O	S	0	0	0
			3855	2397	665	773	20			
1	D	524	Total	C	N	O	S	0	0	0
			3855	2397	665	773	20			
1	E	524	Total	C	N	O	S	0	0	0
			3855	2397	665	773	20			
1	F	524	Total	C	N	O	S	0	0	0
			3855	2397	665	773	20			
1	G	524	Total	C	N	O	S	0	0	0
			3855	2397	665	773	20			
1	H	524	Total	C	N	O	S	0	0	0
			3856	2397	665	774	20			
1	I	524	Total	C	N	O	S	0	0	0
			3856	2397	665	774	20			
1	J	524	Total	C	N	O	S	0	0	0
			3856	2397	665	774	20			
1	K	524	Total	C	N	O	S	0	0	0
			3856	2397	665	774	20			
1	L	524	Total	C	N	O	S	0	0	0
			3856	2397	665	774	20			
1	M	524	Total	C	N	O	S	0	0	0
			3856	2397	665	774	20			
1	N	524	Total	C	N	O	S	0	0	0
			3856	2397	665	774	20			

- Molecule 2 is a protein called groES protein.

Mol	Chain	Residues	Atoms					ZeroOcc	AltConf	Trace
2	O	97	Total	C	N	O	S	0	0	0
			728	454	127	145	2			
2	P	97	Total	C	N	O	S	0	0	0
			728	454	127	145	2			
2	Q	97	Total	C	N	O	S	0	0	0
			728	454	127	145	2			
2	R	97	Total	C	N	O	S	0	0	0
			728	454	127	145	2			
2	S	97	Total	C	N	O	S	0	0	0
			728	454	127	145	2			
2	T	97	Total	C	N	O	S	0	0	0
			728	454	127	145	2			
2	U	97	Total	C	N	O	S	0	0	0
			728	454	127	145	2			

- Molecule 3 is MAGNESIUM ION (three-letter code: MG) (formula: Mg).

Mol	Chain	Residues	Atoms		ZeroOcc	AltConf
3	G	1	Total	Mg	0	0
			1	1		
3	D	1	Total	Mg	0	0
			1	1		
3	E	1	Total	Mg	0	0
			1	1		
3	B	1	Total	Mg	0	0
			1	1		
3	C	1	Total	Mg	0	0
			1	1		
3	A	1	Total	Mg	0	0
			1	1		
3	F	1	Total	Mg	0	0
			1	1		

- Molecule 4 is POTASSIUM ION (three-letter code: K) (formula: K).

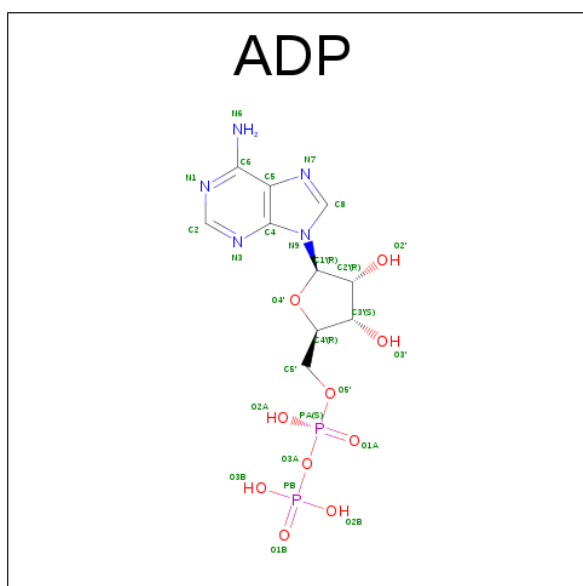
Mol	Chain	Residues	Atoms		ZeroOcc	AltConf
4	G	1	Total	K	0	0
			1	1		
4	D	1	Total	K	0	0
			1	1		
4	E	1	Total	K	0	0
			1	1		
4	B	1	Total	K	0	0
			1	1		

Continued on next page...

Continued from previous page...

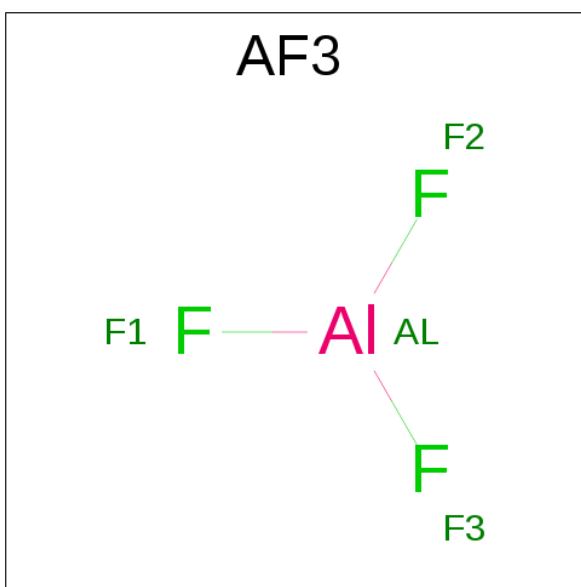
Mol	Chain	Residues	Atoms	ZeroOcc	AltConf
4	C	1	Total K 1 1	0	0
4	A	1	Total K 1 1	0	0
4	F	1	Total K 1 1	0	0

- Molecule 5 is ADENOSINE-5'-DIPHOSPHATE (three-letter code: ADP) (formula: $\text{C}_{10}\text{H}_{15}\text{N}_5\text{O}_{10}\text{P}_2$).



Mol	Chain	Residues	Atoms					ZeroOcc	AltConf
5	A	1	Total 27	C 10	N 5	O 10	P 2	0	0
5	B	1	Total 27	C 10	N 5	O 10	P 2	0	0
5	C	1	Total 27	C 10	N 5	O 10	P 2	0	0
5	D	1	Total 27	C 10	N 5	O 10	P 2	0	0
5	E	1	Total 27	C 10	N 5	O 10	P 2	0	0
5	F	1	Total 27	C 10	N 5	O 10	P 2	0	0
5	G	1	Total 27	C 10	N 5	O 10	P 2	0	0

- Molecule 6 is ALUMINUM FLUORIDE (three-letter code: AF3) (formula: AlF_3).



Mol	Chain	Residues	Atoms			ZeroOcc	AltConf
6	A	1	Total	Al	F	0	0
			4	1	3		
6	B	1	Total	Al	F	0	0
			4	1	3		
6	C	1	Total	Al	F	0	0
			4	1	3		
6	D	1	Total	Al	F	0	0
			4	1	3		
6	E	1	Total	Al	F	0	0
			4	1	3		
6	F	1	Total	Al	F	0	0
			4	1	3		
6	G	1	Total	Al	F	0	0
			4	1	3		

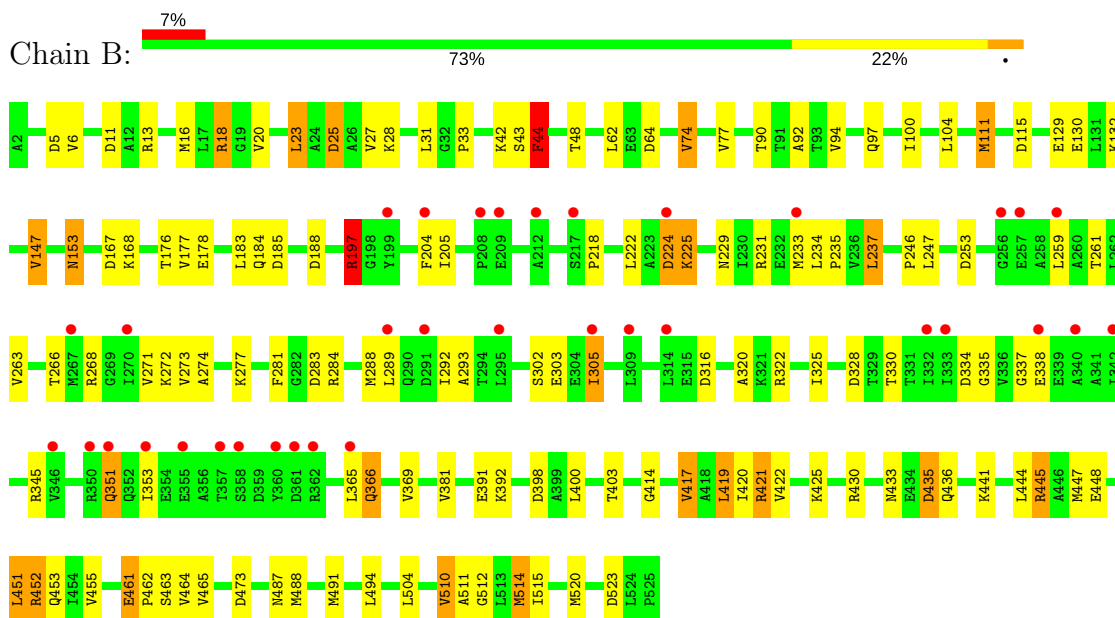
3 Residue-property plots

These plots are drawn for all protein, RNA and DNA chains in the entry. The first graphic for a chain summarises the proportions of the various outlier classes displayed in the second graphic. The second graphic shows the sequence view annotated by issues in geometry and electron density. Residues are color-coded according to the number of geometric quality criteria for which they contain at least one outlier: green = 0, yellow = 1, orange = 2 and red = 3 or more. A red dot above a residue indicates a poor fit to the electron density ($RSRZ > 2$). Stretches of 2 or more consecutive residues without any outlier are shown as a green connector. Residues present in the sample, but not in the model, are shown in grey.

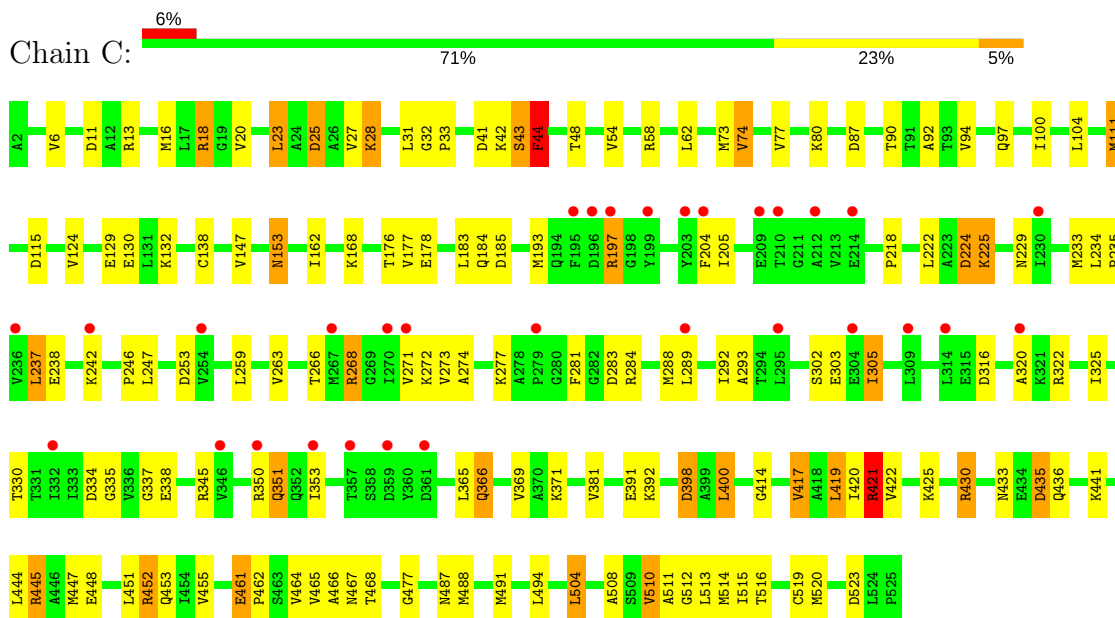
• Molecule 1: groEL protein



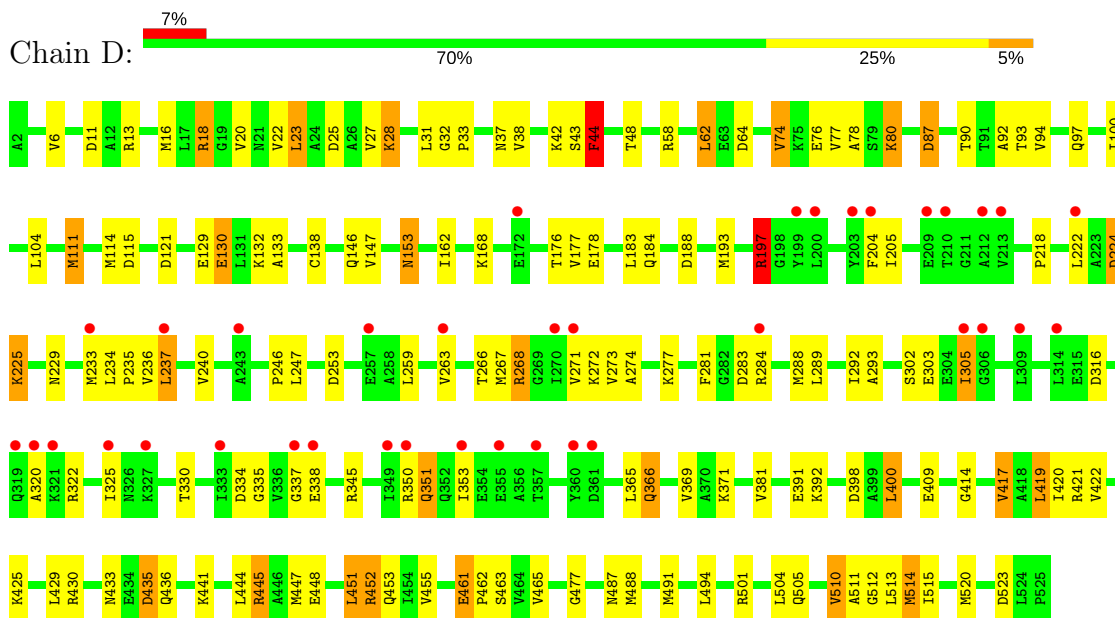
• Molecule 1: groEL protein



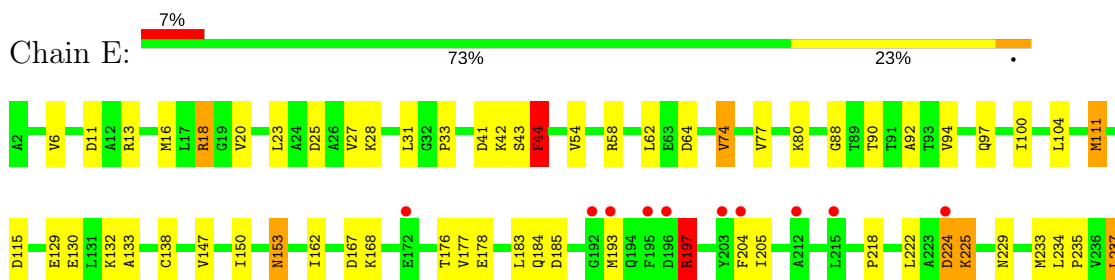
- Molecule 1: groEL protein



- Molecule 1: groEL protein

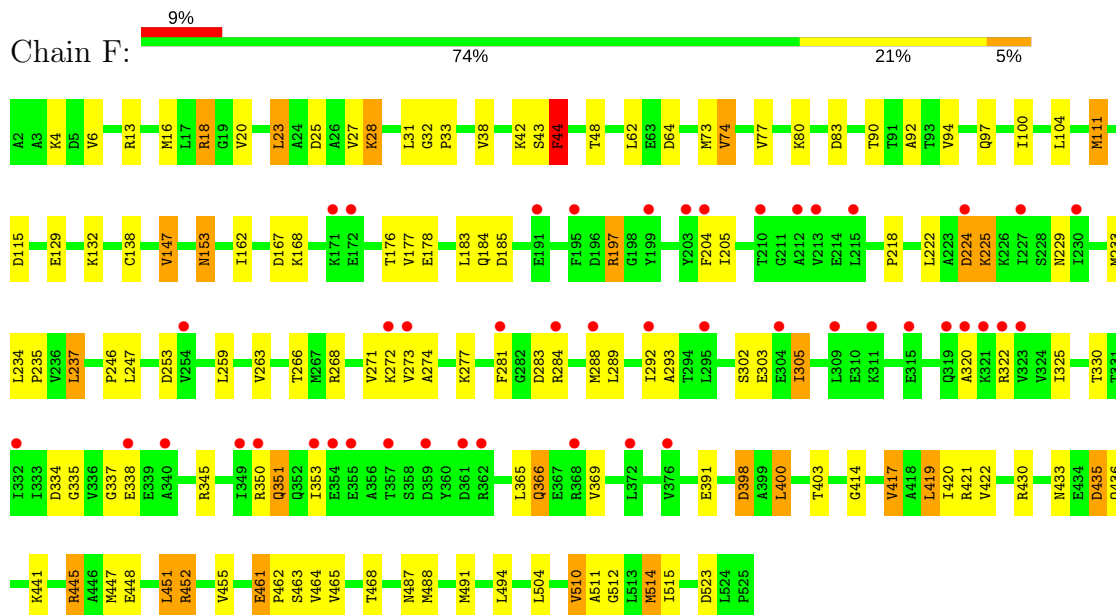


- Molecule 1: groEL protein

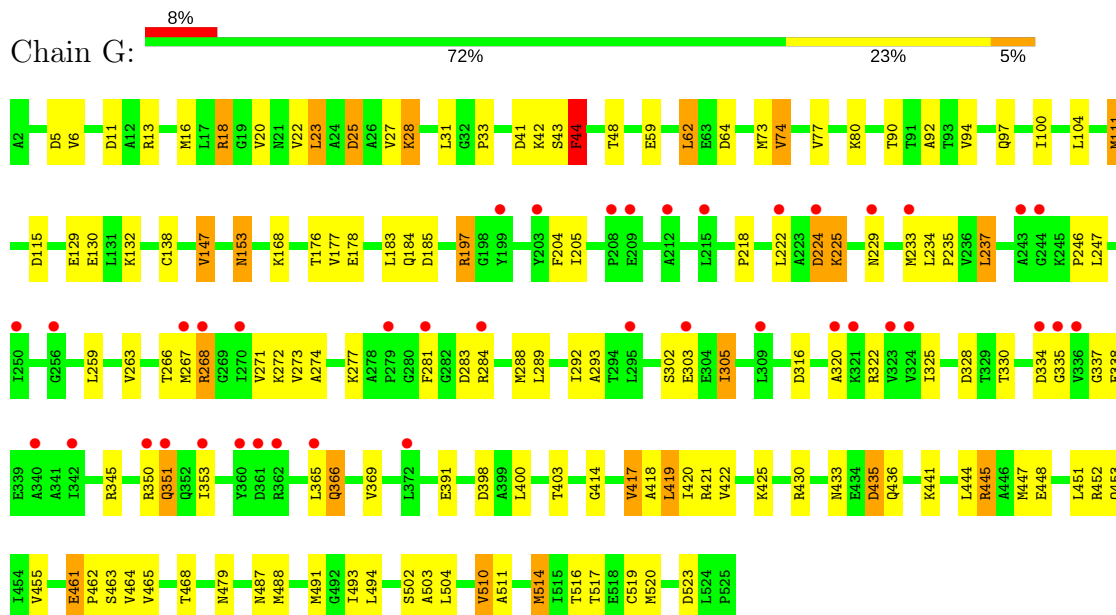




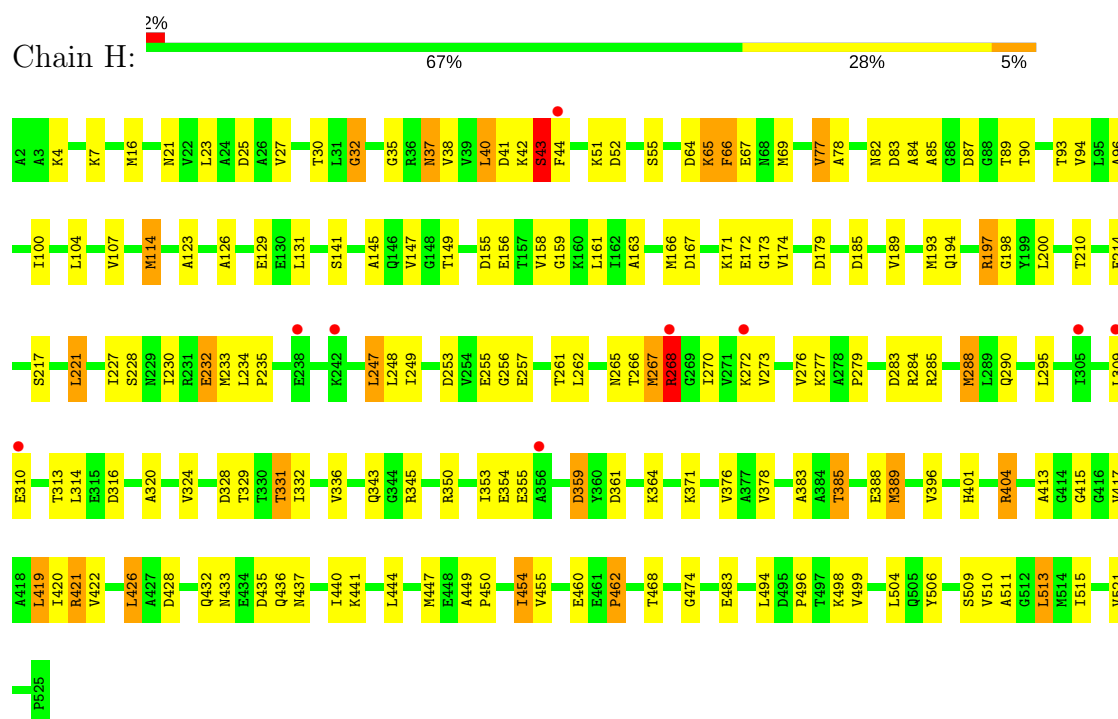
• Molecule 1: groEL protein



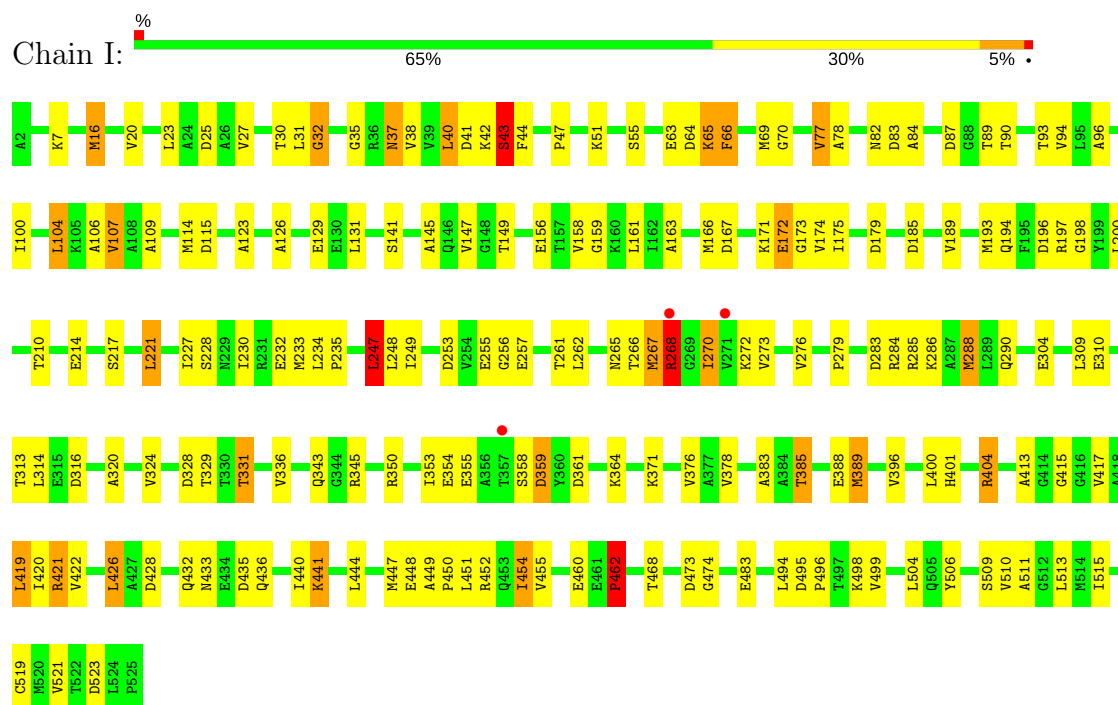
• Molecule 1: groEL protein



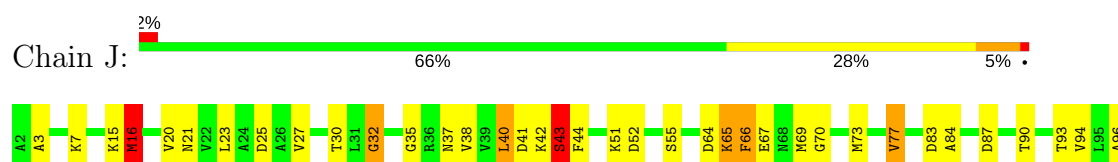
• Molecule 1: groEL protein

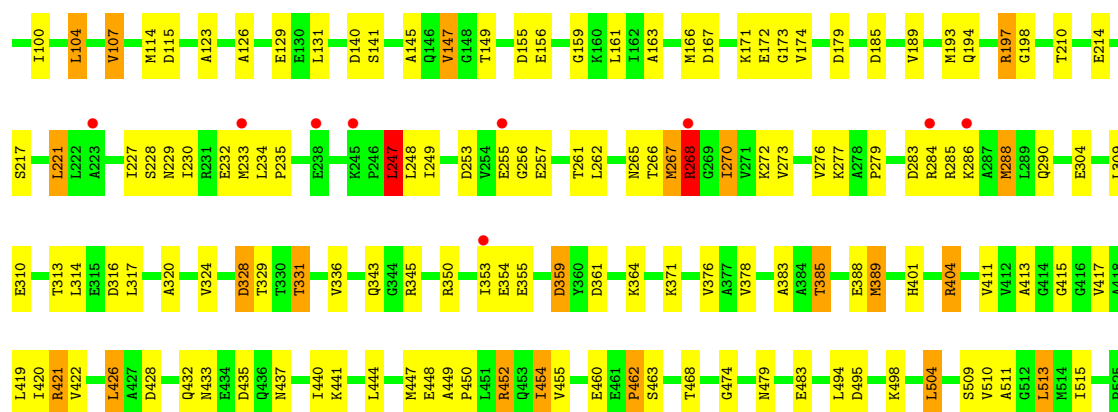


• Molecule 1: groEL protein

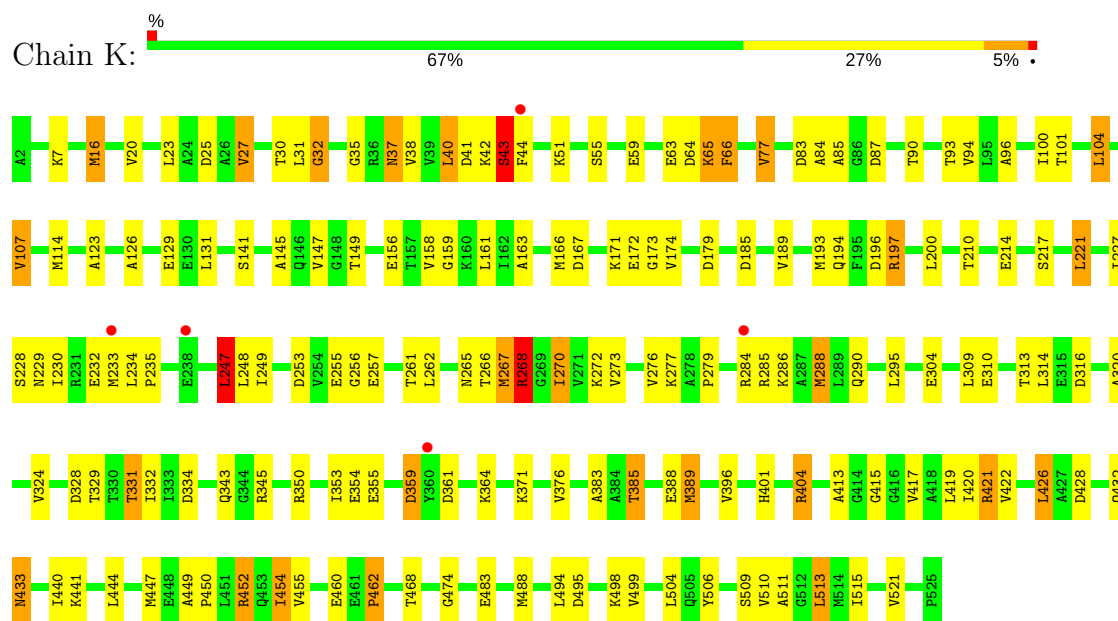


• Molecule 1: groEL protein

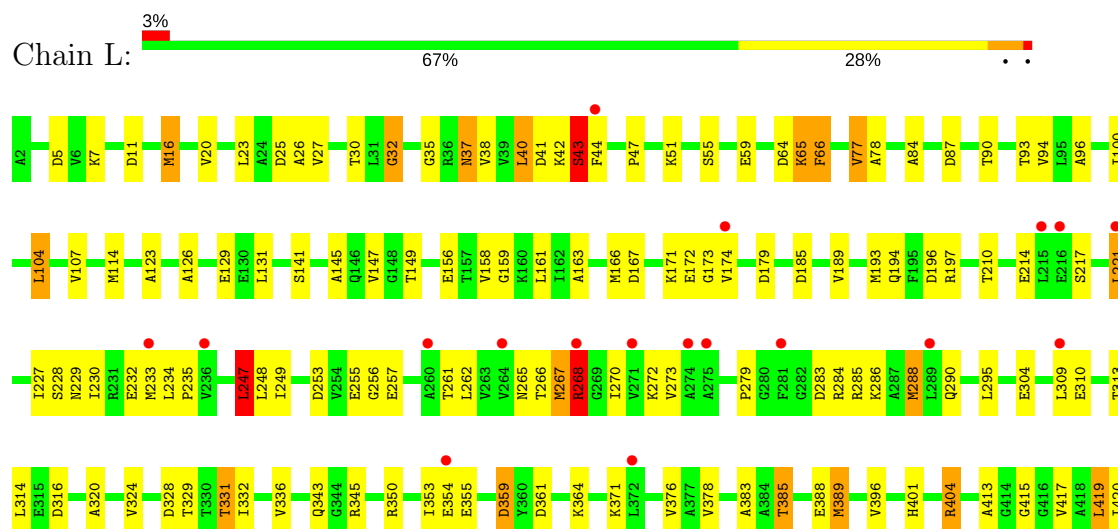


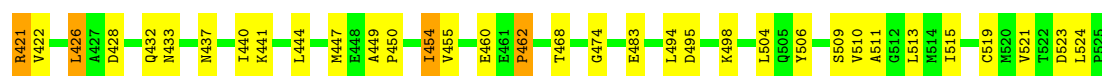


• Molecule 1: groEL protein

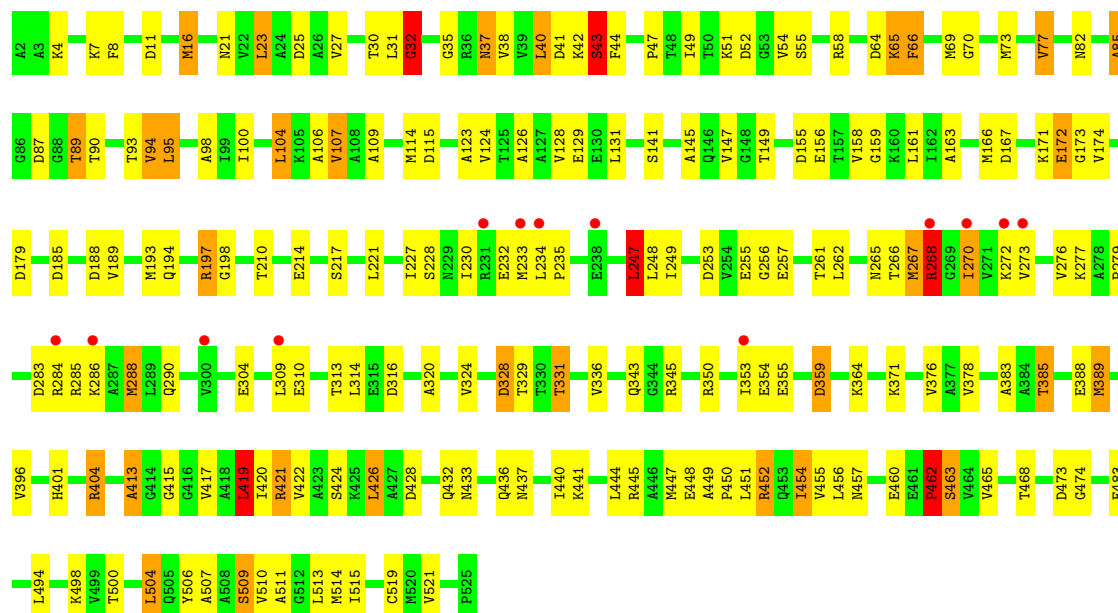


• Molecule 1: groEL protein

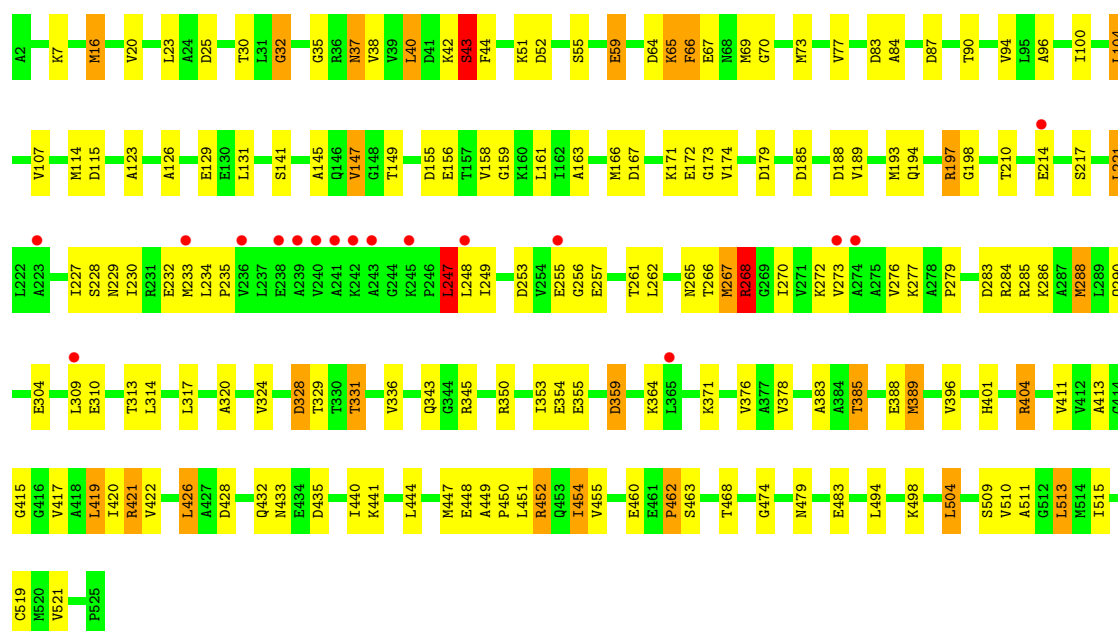




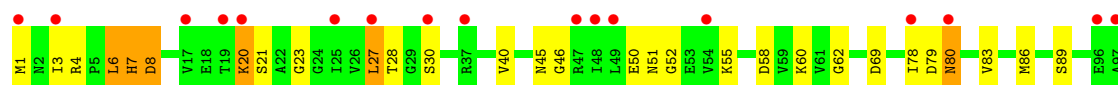
• Molecule 1: groEL protein



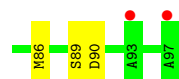
• Molecule 1: groEL protein



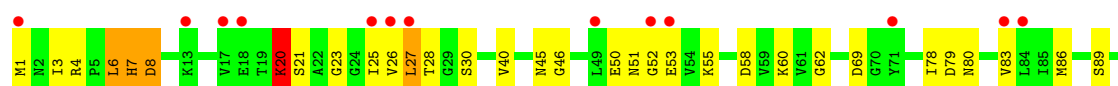
• Molecule 2: groES protein



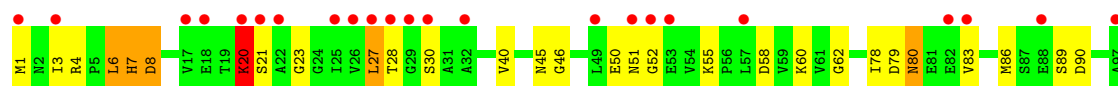
• Molecule 2: groES protein



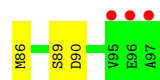
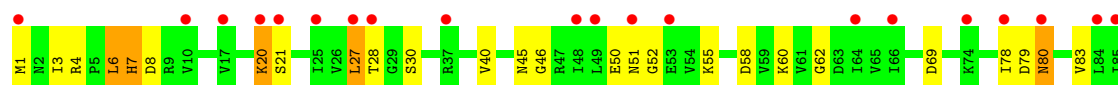
• Molecule 2: groES protein



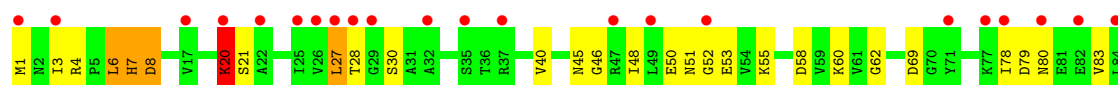
• Molecule 2: groES protein

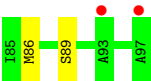


• Molecule 2: groES protein

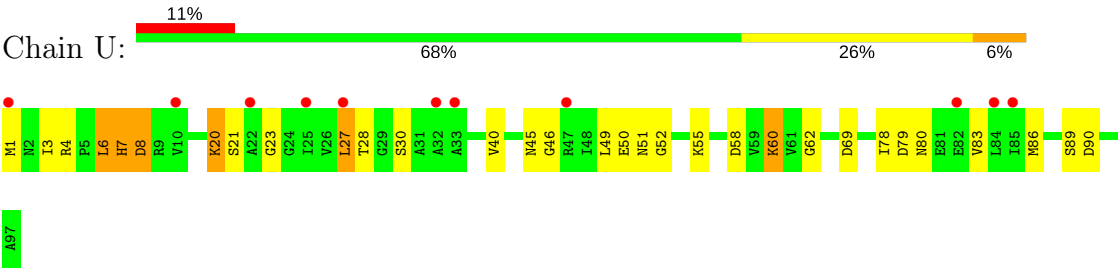


• Molecule 2: groES protein





● Molecule 2: groES protein



4 Data and refinement statistics

Property	Value	Source
Space group	P 21 21 2	Depositor
Cell constants a, b, c, α , β , γ	255.55Å 266.86Å 187.05Å 90.00° 90.00° 90.00°	Depositor
Resolution (Å)	49.39 – 2.81 49.44 – 2.31	Depositor EDS
% Data completeness (in resolution range)	(Not available) (49.39-2.81) 57.0 (49.44-2.31)	Depositor EDS
R_{merge}	(Not available)	Depositor
R_{sym}	(Not available)	Depositor
$\langle I/\sigma(I) \rangle$ ¹	1.03 (at 2.32Å)	Xtriage
Refinement program	REFMAC 5.1.24	Depositor
R, R_{free}	0.262 , 0.278 (Not available) , (Not available)	Depositor DCC
R_{free} test set	NotAvailable	DCC
Wilson B-factor (Å ²)	43.9	Xtriage
Anisotropy	0.958	Xtriage
Bulk solvent k_{sol} (e/Å ³), B_{sol} (Å ²)	0.28 , 49.7	EDS
L-test for twinning ²	$\langle L \rangle = 0.46$, $\langle L^2 \rangle = 0.29$	Xtriage
Estimated twinning fraction	0.012 for k,h,-l	Xtriage
F_o, F_c correlation	0.91	EDS
Total number of atoms	59304	wwPDB-VP
Average B, all atoms (Å ²)	2.0	wwPDB-VP

Xtriage's analysis on translational NCS is as follows: *The largest off-origin peak in the Patterson function is 3.16% of the height of the origin peak. No significant pseudotranslation is detected.*

¹Intensities estimated from amplitudes.

²Theoretical values of $\langle |L| \rangle$, $\langle L^2 \rangle$ for acentric reflections are 0.5, 0.333 respectively for untwinned datasets, and 0.375, 0.2 for perfectly twinned datasets.

5 Model quality [i](#)

5.1 Standard geometry [i](#)

Bond lengths and bond angles in the following residue types are not validated in this section: K, MG, ADP, AF3

The Z score for a bond length (or angle) is the number of standard deviations the observed value is removed from the expected value. A bond length (or angle) with $|Z| > 5$ is considered an outlier worth inspection. RMSZ is the root-mean-square of all Z scores of the bond lengths (or angles).

Mol	Chain	Bond lengths		Bond angles	
		RMSZ	$\# Z > 5$	RMSZ	$\# Z > 5$
1	A	0.70	1/3883 (0.0%)	0.93	19/5243 (0.4%)
1	B	0.61	0/3883	0.96	23/5243 (0.4%)
1	C	0.66	0/3883	0.91	19/5243 (0.4%)
1	D	0.68	1/3883 (0.0%)	0.92	19/5243 (0.4%)
1	E	0.54	0/3883	0.86	17/5243 (0.3%)
1	F	0.54	0/3883	0.87	17/5243 (0.3%)
1	G	0.62	0/3883	0.92	20/5243 (0.4%)
1	H	0.60	0/3884	0.83	15/5243 (0.3%)
1	I	0.64	0/3884	0.87	19/5243 (0.4%)
1	J	0.60	1/3884 (0.0%)	0.85	20/5243 (0.4%)
1	K	0.52	0/3884	0.86	16/5243 (0.3%)
1	L	0.49	0/3884	0.81	17/5243 (0.3%)
1	M	0.83	4/3884 (0.1%)	0.99	24/5243 (0.5%)
1	N	0.60	0/3884	0.85	16/5243 (0.3%)
2	O	0.35	0/732	0.69	4/983 (0.4%)
2	P	0.35	0/732	0.69	5/983 (0.5%)
2	Q	0.34	0/732	0.69	4/983 (0.4%)
2	R	0.34	0/732	0.69	4/983 (0.4%)
2	S	0.35	0/732	0.69	4/983 (0.4%)
2	T	0.35	0/732	0.69	4/983 (0.4%)
2	U	0.35	0/732	0.69	5/983 (0.5%)
All	All	0.60	7/59493 (0.0%)	0.87	291/80283 (0.4%)

Chiral center outliers are detected by calculating the chiral volume of a chiral center and verifying if the center is modelled as a planar moiety or with the opposite hand. A planarity outlier is detected by checking planarity of atoms in a peptide group, atoms in a mainchain group or atoms of a sidechain that are expected to be planar.

Mol	Chain	#Chirality outliers	#Planarity outliers
1	M	0	1

All (7) bond length outliers are listed below:

Mol	Chain	Res	Type	Atoms	Z	Observed(Å)	Ideal(Å)
1	M	95	LEU	CG-CD1	7.61	1.80	1.51
1	D	130	GLU	CD-OE1	5.75	1.31	1.25
1	M	94	VAL	C-O	5.54	1.33	1.23
1	M	85	ALA	CA-CB	5.50	1.64	1.52
1	A	76	GLU	CD-OE1	5.26	1.31	1.25
1	J	16	MET	SD-CE	5.08	2.06	1.77
1	M	419	LEU	CG-CD2	5.04	1.70	1.51

All (291) bond angle outliers are listed below:

Mol	Chain	Res	Type	Atoms	Z	Observed(°)	Ideal(°)
1	B	231	ARG	NE-CZ-NH1	-19.61	110.50	120.30
1	B	231	ARG	NE-CZ-NH2	18.76	129.68	120.30
1	K	268	ARG	NE-CZ-NH2	-14.05	113.28	120.30
1	M	268	ARG	NE-CZ-NH2	-13.54	113.53	120.30
1	K	268	ARG	NE-CZ-NH1	13.45	127.03	120.30
1	M	268	ARG	NE-CZ-NH1	13.08	126.84	120.30
1	G	197	ARG	NE-CZ-NH1	-11.84	114.38	120.30
1	G	268	ARG	NE-CZ-NH2	-11.81	114.39	120.30
1	A	268	ARG	NE-CZ-NH2	-11.69	114.45	120.30
1	D	268	ARG	NE-CZ-NH1	11.55	126.08	120.30
1	D	268	ARG	NE-CZ-NH2	-11.54	114.53	120.30
1	G	268	ARG	NE-CZ-NH1	11.46	126.03	120.30
1	A	268	ARG	NE-CZ-NH1	11.44	126.02	120.30
1	C	197	ARG	NE-CZ-NH1	-11.37	114.62	120.30
1	F	197	ARG	NE-CZ-NH1	-11.35	114.63	120.30
1	G	197	ARG	NE-CZ-NH2	11.21	125.90	120.30
1	F	197	ARG	NE-CZ-NH2	10.85	125.72	120.30
1	C	197	ARG	NE-CZ-NH2	10.75	125.68	120.30
1	C	268	ARG	NE-CZ-NH1	-9.40	115.60	120.30
1	B	231	ARG	CD-NE-CZ	9.39	136.74	123.60
1	M	25	ASP	CB-CG-OD2	9.37	126.73	118.30
1	F	268	ARG	NE-CZ-NH1	-9.32	115.64	120.30
1	C	268	ARG	NE-CZ-NH2	9.27	124.94	120.30
1	E	268	ARG	NE-CZ-NH2	9.20	124.90	120.30
1	F	268	ARG	NE-CZ-NH2	9.18	124.89	120.30
1	E	268	ARG	NE-CZ-NH1	-9.18	115.71	120.30
1	B	268	ARG	NE-CZ-NH2	9.15	124.88	120.30
1	N	25	ASP	CB-CG-OD2	9.08	126.47	118.30
1	B	268	ARG	NE-CZ-NH1	-9.08	115.76	120.30
1	K	25	ASP	CB-CG-OD2	8.82	126.24	118.30
1	A	523	ASP	CB-CG-OD2	8.82	126.23	118.30

Continued on next page...

Continued from previous page...

Mol	Chain	Res	Type	Atoms	Z	Observed(°)	Ideal(°)
1	E	197	ARG	NE-CZ-NH2	-8.81	115.89	120.30
1	A	197	ARG	NE-CZ-NH2	-8.71	115.95	120.30
1	B	197	ARG	NE-CZ-NH2	-8.67	115.97	120.30
1	D	197	ARG	NE-CZ-NH2	-8.43	116.09	120.30
1	B	197	ARG	NE-CZ-NH1	8.34	124.47	120.30
1	E	197	ARG	NE-CZ-NH1	8.16	124.38	120.30
1	M	428	ASP	CB-CG-OD2	8.07	125.57	118.30
1	J	25	ASP	CB-CG-OD2	8.04	125.53	118.30
1	C	25	ASP	CB-CG-OD2	7.79	125.31	118.30
1	J	428	ASP	CB-CG-OD2	7.79	125.31	118.30
1	A	197	ARG	NE-CZ-NH1	7.78	124.19	120.30
1	D	197	ARG	NE-CZ-NH1	7.77	124.19	120.30
1	I	428	ASP	CB-CG-OD2	7.62	125.16	118.30
1	L	25	ASP	CB-CG-OD2	7.28	124.85	118.30
1	G	523	ASP	CB-CG-OD2	7.27	124.85	118.30
1	L	428	ASP	CB-CG-OD2	7.25	124.82	118.30
1	D	523	ASP	CB-CG-OD2	7.14	124.72	118.30
1	A	11	ASP	CB-CG-OD2	7.14	124.72	118.30
1	H	428	ASP	CB-CG-OD2	7.13	124.72	118.30
1	N	428	ASP	CB-CG-OD2	7.10	124.69	118.30
1	I	268	ARG	NE-CZ-NH2	7.09	123.84	120.30
1	I	268	ARG	NE-CZ-NH1	-7.07	116.77	120.30
1	G	115	ASP	CB-CG-OD2	7.05	124.64	118.30
1	H	25	ASP	CB-CG-OD2	6.92	124.53	118.30
1	I	25	ASP	CB-CG-OD2	6.86	124.47	118.30
1	E	115	ASP	CB-CG-OD2	6.81	124.43	118.30
1	A	115	ASP	CB-CG-OD2	6.81	124.43	118.30
1	I	473	ASP	CB-CG-OD2	6.80	124.42	118.30
1	C	523	ASP	CB-CG-OD2	6.79	124.41	118.30
1	K	428	ASP	CB-CG-OD2	6.77	124.39	118.30
1	M	115	ASP	CB-CG-OD2	6.74	124.36	118.30
1	F	523	ASP	CB-CG-OD2	6.73	124.36	118.30
1	F	115	ASP	CB-CG-OD2	6.68	124.31	118.30
1	N	268	ARG	NE-CZ-NH2	6.67	123.64	120.30
1	G	11	ASP	CB-CG-OD2	6.67	124.30	118.30
1	H	268	ARG	NE-CZ-NH1	-6.67	116.97	120.30
1	E	64	ASP	CB-CG-OD2	6.65	124.29	118.30
1	A	64	ASP	CB-CG-OD2	6.64	124.28	118.30
1	B	435	ASP	CB-CG-OD2	6.64	124.27	118.30
1	D	115	ASP	CB-CG-OD2	6.62	124.26	118.30
1	L	268	ARG	NE-CZ-NH2	6.60	123.60	120.30
1	M	41	ASP	CB-CG-OD2	6.58	124.22	118.30

Continued on next page...

Continued from previous page...

Mol	Chain	Res	Type	Atoms	Z	Observed(°)	Ideal(°)
1	N	268	ARG	NE-CZ-NH1	-6.57	117.01	120.30
1	J	268	ARG	NE-CZ-NH2	6.56	123.58	120.30
1	F	64	ASP	CB-CG-OD2	6.56	124.20	118.30
1	A	121	ASP	CB-CG-OD1	6.55	124.20	118.30
1	B	523	ASP	CB-CG-OD2	6.55	124.20	118.30
1	H	268	ARG	NE-CZ-NH2	6.54	123.57	120.30
1	L	268	ARG	NE-CZ-NH1	-6.53	117.03	120.30
1	H	41	ASP	CB-CG-OD2	6.52	124.16	118.30
1	A	435	ASP	CB-CG-OD2	6.47	124.12	118.30
1	G	435	ASP	CB-CG-OD2	6.43	124.09	118.30
1	D	334	ASP	CB-CG-OD2	6.40	124.06	118.30
1	A	334	ASP	CB-CG-OD2	6.38	124.05	118.30
1	D	121	ASP	CB-CG-OD1	6.38	124.04	118.30
1	G	334	ASP	CB-CG-OD2	6.38	124.04	118.30
1	M	11	ASP	CB-CG-OD2	6.38	124.04	118.30
1	D	11	ASP	CB-CG-OD2	6.37	124.03	118.30
1	J	268	ARG	NE-CZ-NH1	-6.36	117.12	120.30
1	B	115	ASP	CB-CG-OD2	6.34	124.01	118.30
1	B	11	ASP	CB-CG-OD2	6.32	123.99	118.30
1	E	523	ASP	CB-CG-OD2	6.30	123.97	118.30
1	C	334	ASP	CB-CG-OD2	6.29	123.96	118.30
1	F	334	ASP	CB-CG-OD2	6.21	123.89	118.30
1	M	473	ASP	CB-CG-OD2	6.21	123.89	118.30
1	B	334	ASP	CB-CG-OD2	6.20	123.88	118.30
1	I	435	ASP	CB-CG-OD2	6.19	123.87	118.30
1	B	473	ASP	CB-CG-OD2	6.13	123.81	118.30
1	M	445	ARG	NE-CZ-NH2	-6.08	117.26	120.30
1	E	41	ASP	CB-CG-OD2	6.08	123.77	118.30
1	E	334	ASP	CB-CG-OD2	6.08	123.77	118.30
1	D	283	ASP	CB-CG-OD2	6.07	123.76	118.30
1	I	83	ASP	CB-CG-OD2	6.00	123.69	118.30
1	F	435	ASP	CB-CG-OD2	5.95	123.65	118.30
1	B	283	ASP	CB-CG-OD2	5.92	123.62	118.30
1	E	11	ASP	CB-CG-OD2	5.91	123.62	118.30
1	A	283	ASP	CB-CG-OD2	5.91	123.62	118.30
1	D	435	ASP	CB-CG-OD2	5.91	123.62	118.30
1	K	83	ASP	CB-CG-OD2	5.91	123.61	118.30
1	H	83	ASP	CB-CG-OD2	5.87	123.59	118.30
1	C	41	ASP	CB-CG-OD2	5.87	123.58	118.30
1	C	435	ASP	CB-CG-OD2	5.86	123.57	118.30
1	C	283	ASP	CB-CG-OD2	5.85	123.57	118.30
1	E	283	ASP	CB-CG-OD2	5.85	123.57	118.30

Continued on next page...

Continued from previous page...

Mol	Chain	Res	Type	Atoms	Z	Observed(°)	Ideal(°)
1	D	64	ASP	CB-CG-OD2	5.82	123.53	118.30
1	C	398	ASP	CB-CG-OD1	5.80	123.52	118.30
1	F	283	ASP	CB-CG-OD2	5.80	123.52	118.30
1	L	179	ASP	CB-CG-OD2	5.79	123.51	118.30
1	E	435	ASP	CB-CG-OD2	5.75	123.48	118.30
1	M	253	ASP	CB-CG-OD2	5.74	123.47	118.30
1	M	268	ARG	CD-NE-CZ	5.74	131.63	123.60
1	M	52	ASP	CB-CG-OD2	5.74	123.46	118.30
1	M	456	LEU	CB-CG-CD2	-5.72	101.28	111.00
1	M	462	PRO	N-CD-CG	-5.71	94.63	103.20
1	M	179	ASP	CB-CG-OD2	5.70	123.43	118.30
1	L	196	ASP	CB-CG-OD2	5.69	123.42	118.30
1	G	283	ASP	CB-CG-OD2	5.68	123.42	118.30
1	G	268	ARG	CD-NE-CZ	5.68	131.55	123.60
1	D	114	MET	CG-SD-CE	-5.67	91.12	100.20
1	D	188	ASP	CB-CG-OD2	5.66	123.39	118.30
1	F	167	ASP	CB-CG-OD2	5.66	123.39	118.30
1	I	115	ASP	CB-CG-OD2	5.66	123.39	118.30
1	G	41	ASP	CB-CG-OD2	5.66	123.39	118.30
1	D	268	ARG	CD-NE-CZ	5.63	131.49	123.60
1	K	268	ARG	CD-NE-CZ	5.62	131.47	123.60
1	B	5	ASP	CB-CG-OD2	5.61	123.35	118.30
1	A	268	ARG	CD-NE-CZ	5.61	131.45	123.60
1	N	115	ASP	CB-CG-OD2	5.59	123.33	118.30
1	E	224	ASP	CB-CG-OD2	5.59	123.33	118.30
1	A	188	ASP	CB-CG-OD2	5.58	123.32	118.30
1	I	253	ASP	CB-CG-OD2	5.58	123.32	118.30
1	N	179	ASP	CB-CG-OD2	5.57	123.31	118.30
1	J	253	ASP	CB-CG-OD2	5.56	123.30	118.30
2	P	8	ASP	CB-CG-OD2	5.49	123.24	118.30
1	F	224	ASP	CB-CG-OD2	5.47	123.22	118.30
1	K	179	ASP	CB-CG-OD2	5.46	123.21	118.30
2	Q	58	ASP	CB-CG-OD2	5.44	123.20	118.30
1	D	316	ASP	CB-CG-OD2	5.43	123.19	118.30
1	N	188	ASP	CB-CG-OD2	5.42	123.18	118.30
1	I	359	ASP	CB-CG-OD2	5.41	123.17	118.30
1	J	316	ASP	CB-CG-OD2	5.41	123.17	118.30
1	B	25	ASP	CB-CG-OD2	5.39	123.15	118.30
1	B	188	ASP	CB-CG-OD2	5.39	123.15	118.30
1	N	435	ASP	CB-CG-OD2	5.38	123.15	118.30
1	J	52	ASP	CB-CG-OD2	5.38	123.14	118.30
1	M	328	ASP	CB-CG-OD2	5.38	123.14	118.30

Continued on next page...

Continued from previous page...

Mol	Chain	Res	Type	Atoms	Z	Observed(°)	Ideal(°)
1	N	253	ASP	CB-CG-OD2	5.38	123.14	118.30
1	N	247	LEU	CA-CB-CG	5.38	127.66	115.30
1	B	328	ASP	CB-CG-OD2	5.37	123.13	118.30
1	G	5	ASP	CB-CG-OD2	5.37	123.13	118.30
1	C	224	ASP	CB-CG-OD2	5.37	123.13	118.30
1	F	83	ASP	CB-CG-OD2	5.37	123.13	118.30
1	B	224	ASP	CB-CG-OD2	5.35	123.12	118.30
1	J	435	ASP	CB-CG-OD2	5.35	123.12	118.30
1	M	188	ASP	CB-CG-OD2	5.35	123.11	118.30
1	I	523	ASP	CB-CG-OD2	5.34	123.11	118.30
1	L	523	ASP	CB-CG-OD2	5.34	123.11	118.30
1	G	25	ASP	CB-CG-OD2	5.34	123.11	118.30
1	J	140	ASP	CB-CG-OD2	5.34	123.10	118.30
1	I	179	ASP	CB-CG-OD2	5.33	123.10	118.30
1	F	23	LEU	CA-CB-CG	5.33	127.56	115.30
1	L	359	ASP	CB-CG-OD2	5.33	123.10	118.30
1	B	64	ASP	CB-CG-OD2	5.31	123.08	118.30
1	J	41	ASP	CB-CG-OD2	5.31	123.08	118.30
2	S	90	ASP	CB-CG-OD2	5.28	123.06	118.30
1	J	247	LEU	CA-CB-CG	5.28	127.45	115.30
1	N	52	ASP	CB-CG-OD2	5.28	123.05	118.30
1	H	435	ASP	CB-CG-OD2	5.28	123.05	118.30
2	R	8	ASP	CB-CG-OD2	5.28	123.05	118.30
1	N	328	ASP	CB-CG-OD2	5.27	123.05	118.30
2	O	79	ASP	CB-CG-OD2	5.27	123.05	118.30
2	P	90	ASP	CB-CG-OD2	5.27	123.05	118.30
1	L	11	ASP	CB-CG-OD2	5.27	123.04	118.30
1	M	23	LEU	CB-CG-CD1	-5.27	102.05	111.00
1	B	167	ASP	CB-CG-OD2	5.25	123.03	118.30
2	Q	69	ASP	CB-CG-OD2	5.25	123.03	118.30
2	P	79	ASP	CB-CG-OD2	5.25	123.02	118.30
1	G	224	ASP	CB-CG-OD2	5.24	123.02	118.30
1	G	64	ASP	CB-CG-OD2	5.24	123.02	118.30
1	I	247	LEU	CA-CB-CG	5.24	127.35	115.30
1	K	253	ASP	CB-CG-OD2	5.24	123.01	118.30
1	A	328	ASP	CB-CG-OD2	5.23	123.01	118.30
1	J	179	ASP	CB-CG-OD2	5.23	123.01	118.30
1	A	224	ASP	CB-CG-OD2	5.23	123.00	118.30
1	C	23	LEU	CA-CB-CG	5.22	127.32	115.30
1	K	361	ASP	CB-CG-OD2	5.22	123.00	118.30
1	J	115	ASP	CB-CG-OD2	5.22	123.00	118.30
1	I	495	ASP	CB-CG-OD2	5.22	123.00	118.30

Continued on next page...

Continued from previous page...

Mol	Chain	Res	Type	Atoms	Z	Observed(°)	Ideal(°)
1	H	316	ASP	CB-CG-OD2	5.22	123.00	118.30
1	I	41	ASP	CB-CG-OD2	5.22	123.00	118.30
1	C	421	ARG	NE-CZ-NH2	-5.21	117.70	120.30
1	H	179	ASP	CB-CG-OD2	5.21	122.99	118.30
1	E	167	ASP	CB-CG-OD2	5.20	122.98	118.30
2	T	8	ASP	CB-CG-OD2	5.20	122.98	118.30
1	L	41	ASP	CB-CG-OD2	5.19	122.97	118.30
2	U	58	ASP	CB-CG-OD2	5.19	122.97	118.30
1	N	83	ASP	CB-CG-OD2	5.19	122.97	118.30
2	Q	8	ASP	CB-CG-OD2	5.19	122.97	118.30
1	N	155	ASP	CB-CG-OD2	5.19	122.97	118.30
1	N	283	ASP	CB-CG-OD2	5.19	122.97	118.30
2	R	58	ASP	CB-CG-OD2	5.18	122.97	118.30
2	S	58	ASP	CB-CG-OD2	5.18	122.97	118.30
1	F	253	ASP	CB-CG-OD2	5.18	122.96	118.30
1	J	361	ASP	CB-CG-OD2	5.18	122.96	118.30
2	R	90	ASP	CB-CG-OD2	5.18	122.96	118.30
1	D	224	ASP	CB-CG-OD2	5.17	122.95	118.30
1	H	361	ASP	CB-CG-OD2	5.17	122.95	118.30
1	M	359	ASP	CB-CG-OD2	5.17	122.95	118.30
1	F	197	ARG	CD-NE-CZ	5.17	130.84	123.60
1	K	247	LEU	CA-CB-CG	5.17	127.19	115.30
1	B	316	ASP	CB-CG-OD2	5.17	122.95	118.30
1	C	115	ASP	CB-CG-OD2	5.17	122.95	118.30
1	H	283	ASP	CB-CG-OD2	5.17	122.95	118.30
1	C	197	ARG	CD-NE-CZ	5.16	130.83	123.60
1	J	155	ASP	CB-CG-OD2	5.16	122.94	118.30
1	G	23	LEU	CA-CB-CG	5.16	127.17	115.30
1	G	197	ARG	CD-NE-CZ	5.16	130.82	123.60
2	O	69	ASP	CB-CG-OD2	5.16	122.94	118.30
1	C	11	ASP	CB-CG-OD2	5.15	122.93	118.30
1	L	361	ASP	CB-CG-OD2	5.15	122.93	118.30
2	S	79	ASP	CB-CG-OD2	5.14	122.93	118.30
2	U	79	ASP	CB-CG-OD2	5.14	122.93	118.30
1	H	52	ASP	CB-CG-OD2	5.14	122.93	118.30
1	G	316	ASP	CB-CG-OD2	5.14	122.93	118.30
1	K	334	ASP	CB-CG-OD2	5.14	122.92	118.30
1	L	5	ASP	CB-CG-OD2	5.14	122.92	118.30
1	H	359	ASP	CB-CG-OD2	5.13	122.92	118.30
1	B	253	ASP	CB-CG-OD2	5.13	122.92	118.30
2	P	58	ASP	CB-CG-OD2	5.13	122.92	118.30
1	A	253	ASP	CB-CG-OD2	5.12	122.91	118.30

Continued on next page...

Continued from previous page...

Mol	Chain	Res	Type	Atoms	Z	Observed(°)	Ideal(°)
1	H	155	ASP	CB-CG-OD2	5.12	122.91	118.30
1	L	247	LEU	CA-CB-CG	5.12	127.08	115.30
2	Q	79	ASP	CB-CG-OD2	5.12	122.91	118.30
2	R	79	ASP	CB-CG-OD2	5.12	122.91	118.30
2	U	8	ASP	CB-CG-OD2	5.12	122.91	118.30
1	L	253	ASP	CB-CG-OD2	5.11	122.90	118.30
1	F	398	ASP	CB-CG-OD1	5.11	122.90	118.30
2	T	58	ASP	CB-CG-OD2	5.11	122.90	118.30
1	I	196	ASP	CB-CG-OD2	5.11	122.90	118.30
1	C	316	ASP	CB-CG-OD2	5.10	122.89	118.30
1	J	83	ASP	CB-CG-OD2	5.10	122.89	118.30
1	K	359	ASP	CB-CG-OD2	5.10	122.89	118.30
2	S	69	ASP	CB-CG-OD2	5.10	122.89	118.30
1	J	283	ASP	CB-CG-OD2	5.09	122.89	118.30
1	K	316	ASP	CB-CG-OD2	5.09	122.88	118.30
1	L	495	ASP	CB-CG-OD2	5.09	122.88	118.30
1	N	359	ASP	CB-CG-OD2	5.09	122.88	118.30
2	O	8	ASP	CB-CG-OD2	5.09	122.88	118.30
2	T	79	ASP	CB-CG-OD2	5.09	122.88	118.30
1	L	316	ASP	CB-CG-OD2	5.09	122.88	118.30
1	K	41	ASP	CB-CG-OD2	5.08	122.88	118.30
2	O	58	ASP	CB-CG-OD2	5.08	122.88	118.30
1	E	473	ASP	CB-CG-OD2	5.08	122.87	118.30
1	M	316	ASP	CB-CG-OD2	5.08	122.87	118.30
2	U	90	ASP	CB-CG-OD2	5.08	122.87	118.30
1	J	495	ASP	CB-CG-OD2	5.07	122.86	118.30
2	T	69	ASP	CB-CG-OD2	5.07	122.86	118.30
2	U	69	ASP	CB-CG-OD2	5.06	122.86	118.30
1	M	95	LEU	CB-CG-CD1	-5.06	102.40	111.00
1	I	316	ASP	CB-CG-OD2	5.05	122.85	118.30
1	M	247	LEU	CA-CB-CG	5.05	126.92	115.30
1	I	283	ASP	CB-CG-OD2	5.05	122.85	118.30
1	J	328	ASP	CB-CG-OD2	5.05	122.85	118.30
1	I	462	PRO	N-CD-CG	-5.05	95.63	103.20
1	M	283	ASP	CB-CG-OD2	5.05	122.84	118.30
1	K	495	ASP	CB-CG-OD2	5.05	122.84	118.30
1	G	328	ASP	CB-CG-OD2	5.04	122.84	118.30
1	A	316	ASP	CB-CG-OD2	5.04	122.83	118.30
1	M	155	ASP	CB-CG-OD2	5.03	122.83	118.30
1	E	253	ASP	CB-CG-OD2	5.03	122.83	118.30
1	E	328	ASP	CB-CG-OD2	5.03	122.83	118.30
1	D	87	ASP	CB-CG-OD2	5.03	122.83	118.30

Continued on next page...

Continued from previous page...

Mol	Chain	Res	Type	Atoms	Z	Observed(°)	Ideal(°)
1	L	283	ASP	CB-CG-OD2	5.03	122.82	118.30
1	K	196	ASP	CB-CG-OD2	5.02	122.82	118.30
1	C	253	ASP	CB-CG-OD2	5.02	122.82	118.30
1	H	253	ASP	CB-CG-OD2	5.02	122.81	118.30
1	A	167	ASP	CB-CG-OD2	5.01	122.81	118.30
2	P	69	ASP	CB-CG-OD2	5.00	122.80	118.30
1	D	253	ASP	CB-CG-OD2	5.00	122.80	118.30
1	J	359	ASP	CB-CG-OD2	5.00	122.80	118.30

There are no chirality outliers.

All (1) planarity outliers are listed below:

Mol	Chain	Res	Type	Group
1	M	32	GLY	Peptide

5.2 Too-close contacts

In the following table, the Non-H and H(model) columns list the number of non-hydrogen atoms and hydrogen atoms in the chain respectively. The H(added) column lists the number of hydrogen atoms added and optimized by MolProbity. The Clashes column lists the number of clashes within the asymmetric unit, whereas Symm-Clashes lists symmetry related clashes.

Mol	Chain	Non-H	H(model)	H(added)	Clashes	Symm-Clashes
1	A	3855	0	3976	91	0
1	B	3855	0	3976	75	0
1	C	3855	0	3976	95	0
1	D	3855	0	3976	90	0
1	E	3855	0	3976	75	0
1	F	3855	0	3976	72	0
1	G	3855	0	3976	83	0
1	H	3856	0	3976	92	0
1	I	3856	0	3976	97	0
1	J	3856	0	3976	98	0
1	K	3856	0	3976	92	0
1	L	3856	0	3976	81	0
1	M	3856	0	3976	129	0
1	N	3856	0	3976	102	0
2	O	728	0	762	13	0
2	P	728	0	762	19	0
2	Q	728	0	762	16	0
2	R	728	0	762	12	0

Continued on next page...

Continued from previous page...

Mol	Chain	Non-H	H(model)	H(added)	Clashes	Symm-Clashes
2	S	728	0	762	11	0
2	T	728	0	762	13	0
2	U	728	0	762	14	0
3	A	1	0	0	0	0
3	B	1	0	0	0	0
3	C	1	0	0	0	0
3	D	1	0	0	0	0
3	E	1	0	0	0	0
3	F	1	0	0	0	0
3	G	1	0	0	0	0
4	A	1	0	0	0	0
4	B	1	0	0	0	0
4	C	1	0	0	0	0
4	D	1	0	0	0	0
4	E	1	0	0	0	0
4	F	1	0	0	0	0
4	G	1	0	0	0	0
5	A	27	0	12	4	0
5	B	27	0	12	1	0
5	C	27	0	12	5	0
5	D	27	0	12	2	0
5	E	27	0	12	1	0
5	F	27	0	12	3	0
5	G	27	0	12	1	0
6	A	4	0	0	1	0
6	B	4	0	0	0	0
6	C	4	0	0	1	0
6	D	4	0	0	0	0
6	E	4	0	0	0	0
6	F	4	0	0	0	0
6	G	4	0	0	1	0
All	All	59304	0	61082	1315	0

The all-atom clashscore is defined as the number of clashes found per 1000 atoms (including hydrogen atoms). The all-atom clashscore for this structure is 11.

All (1315) close contacts within the same asymmetric unit are listed below, sorted by their clash magnitude.

Atom-1	Atom-2	Interatomic distance (Å)	Clash overlap (Å)
1:M:95:LEU:CG	1:M:95:LEU:CD1	1.80	1.60
1:F:73:MET:CE	1:F:73:MET:SD	2.01	1.48

Continued on next page...

Continued from previous page...

Atom-1	Atom-2	Interatomic distance (Å)	Clash overlap (Å)
1:G:73:MET:SD	1:G:73:MET:CE	2.01	1.48
1:H:114:MET:CE	1:H:114:MET:SD	2.02	1.48
1:N:16:MET:SD	1:N:16:MET:CE	2.01	1.47
1:M:16:MET:SD	1:M:16:MET:CE	2.03	1.46
1:M:447:MET:CE	1:M:447:MET:SD	2.04	1.45
1:C:73:MET:SD	1:C:73:MET:CE	2.01	1.45
1:J:16:MET:CE	1:J:16:MET:SD	2.06	1.40
1:D:18:ARG:CB	1:D:18:ARG:HH11	1.49	1.25
1:C:18:ARG:CB	1:C:18:ARG:HH11	1.48	1.24
1:B:18:ARG:CB	1:B:18:ARG:HH11	1.51	1.22
1:C:18:ARG:NH1	1:C:18:ARG:HB3	1.54	1.22
1:A:18:ARG:CB	1:A:18:ARG:HH11	1.55	1.16
1:D:18:ARG:HB3	1:D:18:ARG:NH1	1.59	1.16
1:G:18:ARG:CB	1:G:18:ARG:HH11	1.58	1.16
1:E:18:ARG:HH11	1:E:18:ARG:CB	1.57	1.15
1:B:18:ARG:HB3	1:B:18:ARG:NH1	1.60	1.15
1:F:18:ARG:HH11	1:F:18:ARG:CB	1.59	1.13
1:A:197:ARG:HD3	1:A:277:LYS:HB2	1.30	1.13
1:E:197:ARG:HD3	1:E:277:LYS:HB2	1.28	1.13
1:B:197:ARG:HD3	1:B:277:LYS:HB2	1.29	1.12
1:E:18:ARG:NH1	1:E:18:ARG:HB3	1.67	1.09
1:G:18:ARG:NH1	1:G:18:ARG:HB3	1.65	1.08
1:D:197:ARG:HD3	1:D:277:LYS:HB2	1.31	1.08
1:A:18:ARG:HB3	1:A:18:ARG:NH1	1.68	1.08
1:M:77:VAL:HG21	1:M:510:VAL:HB	1.32	1.07
1:F:204:PHE:HE2	1:F:266:THR:HG21	1.20	1.07
1:F:18:ARG:NH1	1:F:18:ARG:HB3	1.70	1.06
1:F:18:ARG:HB3	1:F:18:ARG:HH11	0.89	1.05
1:C:204:PHE:HE2	1:C:266:THR:HG21	1.19	1.05
1:E:204:PHE:HE2	1:E:266:THR:HG21	1.22	1.05
1:C:197:ARG:HD2	1:C:277:LYS:HB2	1.38	1.04
1:G:204:PHE:HE2	1:G:266:THR:HG21	1.21	1.04
1:A:18:ARG:HB3	1:A:18:ARG:HH11	0.89	1.03
1:D:204:PHE:HE2	1:D:266:THR:HG21	1.19	1.03
1:F:197:ARG:HD2	1:F:277:LYS:HB2	1.37	1.03
1:A:204:PHE:HE2	1:A:266:THR:HG21	1.20	1.02
1:B:204:PHE:HE2	1:B:266:THR:HG21	1.20	1.02
1:I:77:VAL:HG21	1:I:510:VAL:HB	1.42	1.01
1:E:18:ARG:HH11	1:E:18:ARG:HB3	0.85	1.01
1:G:197:ARG:HD2	1:G:277:LYS:HB2	1.39	1.01
1:G:18:ARG:HH11	1:G:18:ARG:HB3	0.82	0.98

Continued on next page...

Continued from previous page...

Atom-1	Atom-2	Interatomic distance (Å)	Clash overlap (Å)
2:P:50:GLU:HG2	2:Q:51:ASN:HB2	1.45	0.98
1:C:204:PHE:CE2	1:C:266:THR:HG21	2.01	0.96
1:B:18:ARG:HH11	1:B:18:ARG:HB3	0.79	0.95
2:Q:50:GLU:HG2	2:R:51:ASN:HB2	1.48	0.95
1:K:77:VAL:HG21	1:K:510:VAL:HB	1.47	0.95
1:D:204:PHE:CE2	1:D:266:THR:HG21	2.01	0.94
1:B:204:PHE:CE2	1:B:266:THR:HG21	2.01	0.94
1:D:18:ARG:HH11	1:D:18:ARG:HB3	0.79	0.94
1:E:204:PHE:CE2	1:E:266:THR:HG21	2.03	0.94
1:A:204:PHE:CE2	1:A:266:THR:HG21	2.01	0.94
1:J:77:VAL:HG21	1:J:510:VAL:HB	1.50	0.94
1:F:204:PHE:CE2	1:F:266:THR:HG21	2.02	0.94
1:M:123:ALA:HB2	1:M:440:ILE:HG23	1.47	0.93
1:G:204:PHE:CE2	1:G:266:THR:HG21	2.02	0.92
1:H:77:VAL:HG21	1:H:510:VAL:HB	1.49	0.92
2:T:50:GLU:HG2	2:U:51:ASN:HB2	1.52	0.90
1:N:77:VAL:HG21	1:N:510:VAL:HB	1.51	0.90
2:S:50:GLU:HG2	2:T:51:ASN:HB2	1.54	0.90
1:K:65:LYS:O	1:K:66:PHE:HB2	1.70	0.89
1:N:65:LYS:O	1:N:66:PHE:HB2	1.73	0.88
1:C:18:ARG:HB3	1:C:18:ARG:HH11	0.74	0.88
1:M:90:THR:O	1:M:94:VAL:HG23	1.74	0.86
1:L:77:VAL:HG21	1:L:510:VAL:HB	1.58	0.85
1:N:123:ALA:HB2	1:N:440:ILE:HG23	1.58	0.85
2:O:50:GLU:HG2	2:P:51:ASN:HB2	1.59	0.85
1:J:123:ALA:HB2	1:J:440:ILE:HG23	1.57	0.85
1:M:65:LYS:O	1:M:66:PHE:HB2	1.76	0.84
1:K:123:ALA:HB2	1:K:440:ILE:HG23	1.55	0.84
1:B:197:ARG:HD3	1:B:277:LYS:CB	2.08	0.84
1:C:90:THR:O	1:C:94:VAL:HG23	1.78	0.84
1:G:90:THR:O	1:G:94:VAL:HG23	1.77	0.84
1:A:90:THR:O	1:A:94:VAL:HG23	1.77	0.83
1:I:65:LYS:O	1:I:66:PHE:HB2	1.77	0.83
1:M:511:ALA:O	1:M:515:ILE:HD12	1.79	0.83
1:I:123:ALA:HB2	1:I:440:ILE:HG23	1.58	0.83
1:D:197:ARG:HD3	1:D:277:LYS:CB	2.10	0.82
1:H:123:ALA:HB2	1:H:440:ILE:HG23	1.60	0.82
1:C:430:ARG:HG2	1:C:430:ARG:HH11	1.45	0.82
1:E:197:ARG:HD3	1:E:277:LYS:CB	2.08	0.81
2:R:50:GLU:HG2	2:S:51:ASN:HB2	1.62	0.81
1:D:90:THR:O	1:D:94:VAL:HG23	1.80	0.80

Continued on next page...

Continued from previous page...

Atom-1	Atom-2	Interatomic distance (Å)	Clash overlap (Å)
2:O:51:ASN:HB2	2:U:50:GLU:HG2	1.62	0.80
1:H:65:LYS:O	1:H:66:PHE:HB2	1.78	0.80
1:M:95:LEU:CD1	1:M:95:LEU:CB	2.59	0.80
1:A:197:ARG:HD3	1:A:277:LYS:CB	2.09	0.80
1:E:430:ARG:HG2	1:E:430:ARG:HH11	1.45	0.80
1:L:65:LYS:O	1:L:66:PHE:HB2	1.80	0.79
1:A:414:GLY:O	1:A:417:VAL:HG12	1.81	0.79
1:L:123:ALA:HB2	1:L:440:ILE:HG23	1.63	0.79
1:B:90:THR:O	1:B:94:VAL:HG23	1.82	0.79
1:A:430:ARG:HG2	1:A:430:ARG:HH11	1.48	0.78
1:J:65:LYS:O	1:J:66:PHE:HB2	1.82	0.78
1:C:510:VAL:HG12	1:C:514:MET:CE	2.13	0.78
1:F:90:THR:O	1:F:94:VAL:HG23	1.83	0.77
1:C:414:GLY:O	1:C:417:VAL:HG12	1.84	0.77
1:G:414:GLY:O	1:G:417:VAL:HG12	1.85	0.77
1:J:90:THR:O	1:J:94:VAL:HG23	1.84	0.76
1:G:430:ARG:HG2	1:G:430:ARG:HH11	1.51	0.76
1:J:444:LEU:HA	1:J:447:MET:HE3	1.68	0.76
1:M:95:LEU:O	1:M:98:ALA:HB3	1.86	0.76
1:F:414:GLY:O	1:F:417:VAL:HG12	1.85	0.75
1:M:449:ALA:HB3	1:M:450:PRO:HD3	1.68	0.75
1:L:444:LEU:HA	1:L:447:MET:HE3	1.67	0.75
1:M:444:LEU:HD23	1:M:447:MET:CE	2.17	0.75
1:D:452:ARG:HH11	1:D:452:ARG:HG2	1.52	0.74
1:M:444:LEU:HA	1:M:447:MET:HE3	1.69	0.74
1:D:430:ARG:HH11	1:D:430:ARG:HG2	1.52	0.74
1:F:430:ARG:HH11	1:F:430:ARG:HG2	1.51	0.74
1:I:166:MET:HE2	1:I:171:LYS:HA	1.69	0.74
1:H:90:THR:O	1:H:94:VAL:HG23	1.88	0.74
1:M:421:ARG:HD2	1:M:474:GLY:O	1.89	0.73
1:B:414:GLY:O	1:B:417:VAL:HG12	1.88	0.72
1:N:444:LEU:HA	1:N:447:MET:HE3	1.70	0.72
1:L:126:ALA:HB1	1:L:426:LEU:HD22	1.71	0.72
1:A:18:ARG:CB	1:A:18:ARG:NH1	2.41	0.71
1:B:430:ARG:HH11	1:B:430:ARG:HG2	1.54	0.71
1:L:90:THR:O	1:L:94:VAL:HG23	1.89	0.71
1:M:444:LEU:HD23	1:M:447:MET:HE1	1.70	0.71
1:N:65:LYS:O	1:N:66:PHE:CB	2.38	0.71
1:E:414:GLY:O	1:E:417:VAL:HG12	1.90	0.71
1:D:18:ARG:CG	1:D:18:ARG:HH11	2.03	0.71
1:H:444:LEU:HD23	1:H:447:MET:HE3	1.73	0.71

Continued on next page...

Continued from previous page...

Atom-1	Atom-2	Interatomic distance (Å)	Clash overlap (Å)
1:D:414:GLY:O	1:D:417:VAL:HG12	1.91	0.71
1:D:461:GLU:OE2	1:J:452:ARG:NH2	2.24	0.70
1:N:126:ALA:HB1	1:N:426:LEU:HD22	1.74	0.70
1:H:421:ARG:HD2	1:H:474:GLY:O	1.91	0.70
1:C:452:ARG:HG2	1:C:452:ARG:HH11	1.56	0.70
1:J:511:ALA:O	1:J:515:ILE:HD12	1.91	0.70
1:J:126:ALA:HB1	1:J:426:LEU:HD22	1.74	0.70
1:K:511:ALA:O	1:K:515:ILE:HD12	1.91	0.70
1:I:421:ARG:HD2	1:I:474:GLY:O	1.92	0.69
1:C:18:ARG:NH1	1:C:18:ARG:CB	2.33	0.69
1:E:90:THR:O	1:E:94:VAL:HG23	1.91	0.69
1:C:18:ARG:CG	1:C:18:ARG:HH11	2.06	0.69
1:C:417:VAL:HG11	1:C:488:MET:HG3	1.73	0.69
1:B:18:ARG:CG	1:B:18:ARG:HH11	2.06	0.69
1:L:166:MET:HE2	1:L:171:LYS:HA	1.75	0.69
1:A:414:GLY:O	1:A:417:VAL:CG1	2.41	0.69
1:L:511:ALA:O	1:L:515:ILE:HD12	1.93	0.69
1:D:452:ARG:NH1	1:D:452:ARG:HG2	2.05	0.68
1:M:65:LYS:O	1:M:66:PHE:CB	2.42	0.68
1:L:40:LEU:HD12	1:M:521:VAL:HB	1.76	0.68
1:A:18:ARG:CG	1:A:18:ARG:HH11	2.06	0.68
1:J:421:ARG:HD2	1:J:474:GLY:O	1.93	0.68
1:K:65:LYS:O	1:K:66:PHE:CB	2.38	0.68
1:I:65:LYS:O	1:I:66:PHE:CB	2.42	0.68
1:N:421:ARG:HD2	1:N:474:GLY:O	1.94	0.68
1:K:421:ARG:HD2	1:K:474:GLY:O	1.94	0.67
1:A:417:VAL:HG11	1:A:488:MET:HG3	1.77	0.67
1:N:166:MET:HE2	1:N:171:LYS:HA	1.75	0.67
1:B:417:VAL:HG11	1:B:488:MET:HG3	1.77	0.67
1:I:511:ALA:O	1:I:515:ILE:HD12	1.94	0.67
1:M:126:ALA:HB1	1:M:426:LEU:HD22	1.77	0.67
1:I:126:ALA:HB1	1:I:426:LEU:HD22	1.77	0.66
1:D:13:ARG:HD2	1:D:104:LEU:HD22	1.78	0.66
1:A:13:ARG:HD2	1:A:104:LEU:HD22	1.77	0.66
1:H:126:ALA:HB1	1:H:426:LEU:HD22	1.77	0.66
1:N:511:ALA:O	1:N:515:ILE:HD12	1.95	0.66
1:A:452:ARG:NH1	1:A:452:ARG:HG2	2.11	0.66
1:C:44:PHE:CD1	1:C:44:PHE:N	2.64	0.66
1:G:417:VAL:HG11	1:G:488:MET:HG3	1.78	0.66
1:M:494:LEU:HD12	1:M:494:LEU:O	1.95	0.66
1:J:166:MET:HE3	1:J:171:LYS:HA	1.78	0.66

Continued on next page...

Continued from previous page...

Atom-1	Atom-2	Interatomic distance (Å)	Clash overlap (Å)
1:A:74:VAL:O	1:A:77:VAL:HG13	1.95	0.66
1:I:444:LEU:HA	1:I:447:MET:HE3	1.75	0.66
1:K:90:THR:O	1:K:94:VAL:HG23	1.95	0.66
1:D:18:ARG:CB	1:D:18:ARG:NH1	2.35	0.66
1:B:44:PHE:CD1	1:B:44:PHE:N	2.64	0.65
1:F:417:VAL:HG11	1:F:488:MET:HG3	1.77	0.65
1:F:44:PHE:CD1	1:F:44:PHE:N	2.64	0.65
1:I:444:LEU:HD23	1:I:447:MET:CE	2.27	0.64
1:A:448:GLU:HB3	1:A:452:ARG:HD2	1.79	0.64
1:H:65:LYS:O	1:H:66:PHE:CB	2.45	0.64
1:M:166:MET:HE3	1:M:171:LYS:HA	1.77	0.64
1:C:510:VAL:HG12	1:C:514:MET:HE1	1.80	0.64
1:C:414:GLY:O	1:C:417:VAL:CG1	2.46	0.64
1:M:30:THR:HB	1:M:51:LYS:O	1.97	0.64
1:K:126:ALA:HB1	1:K:426:LEU:HD22	1.80	0.64
1:A:44:PHE:CD1	1:A:44:PHE:N	2.66	0.64
1:A:452:ARG:HH11	1:A:452:ARG:HG2	1.63	0.64
1:D:74:VAL:O	1:D:77:VAL:HG13	1.98	0.64
1:N:90:THR:O	1:N:94:VAL:HG23	1.97	0.64
1:A:25:ASP:HA	1:A:28:LYS:HE2	1.80	0.64
1:B:74:VAL:O	1:B:77:VAL:HG13	1.97	0.64
1:G:414:GLY:O	1:G:417:VAL:CG1	2.46	0.64
1:F:18:ARG:CG	1:F:18:ARG:HH11	2.11	0.63
1:L:65:LYS:O	1:L:66:PHE:CB	2.46	0.63
1:A:477:GLY:HA3	1:A:488:MET:SD	2.39	0.63
1:N:383:ALA:HB3	1:N:389:MET:HB2	1.80	0.63
1:M:415:GLY:H	1:M:417:VAL:HG23	1.63	0.63
1:D:417:VAL:HG11	1:D:488:MET:HG3	1.79	0.63
1:B:18:ARG:CB	1:B:18:ARG:NH1	2.37	0.63
1:E:417:VAL:HG11	1:E:488:MET:HG3	1.80	0.63
1:H:235:PRO:HG3	1:H:310:GLU:HA	1.81	0.63
1:B:325:ILE:HG12	1:B:330:THR:HG23	1.81	0.63
1:L:421:ARG:HD2	1:L:474:GLY:O	1.98	0.63
1:G:510:VAL:HG12	1:G:514:MET:CE	2.29	0.62
1:H:166:MET:HE2	1:H:171:LYS:HA	1.80	0.62
1:K:166:MET:HE3	1:K:171:LYS:HA	1.81	0.62
1:F:74:VAL:O	1:F:77:VAL:HG13	1.99	0.62
1:I:494:LEU:O	1:I:494:LEU:HD12	2.00	0.62
1:M:32:GLY:HA2	1:M:454:ILE:HG23	1.80	0.62
1:M:385:THR:HG23	1:M:388:GLU:HB2	1.81	0.62
1:C:33:PRO:HA	1:C:153:ASN:HD21	1.65	0.62

Continued on next page...

Continued from previous page...

Atom-1	Atom-2	Interatomic distance (Å)	Clash overlap (Å)
1:E:18:ARG:CG	1:E:18:ARG:HH11	2.12	0.62
1:G:325:ILE:HG12	1:G:330:THR:HG23	1.81	0.62
1:M:383:ALA:HB3	1:M:389:MET:HB2	1.81	0.62
2:P:50:GLU:CG	2:Q:51:ASN:HB2	2.27	0.62
1:I:235:PRO:HG3	1:I:310:GLU:HA	1.81	0.62
1:F:414:GLY:O	1:F:417:VAL:CG1	2.48	0.62
1:G:44:PHE:N	1:G:44:PHE:CD1	2.65	0.62
1:H:494:LEU:O	1:H:494:LEU:HD12	1.99	0.62
1:K:84:ALA:O	1:K:498:LYS:HE2	2.00	0.62
1:N:235:PRO:HG3	1:N:310:GLU:HA	1.82	0.62
1:E:452:ARG:HG2	1:E:452:ARG:HH11	1.65	0.62
2:P:50:GLU:HG2	2:Q:51:ASN:CB	2.27	0.62
1:B:16:MET:HG3	1:B:520:MET:HE3	1.81	0.62
1:L:235:PRO:HG3	1:L:310:GLU:HA	1.81	0.62
1:D:16:MET:O	1:D:20:VAL:HG23	2.00	0.62
1:G:74:VAL:O	1:G:77:VAL:HG13	1.98	0.62
1:M:235:PRO:HG3	1:M:310:GLU:HA	1.82	0.61
1:M:444:LEU:HA	1:M:447:MET:CE	2.29	0.61
1:J:444:LEU:HD23	1:J:447:MET:CE	2.30	0.61
1:K:235:PRO:HG3	1:K:310:GLU:HA	1.81	0.61
1:M:279:PRO:O	1:M:285:ARG:HB3	2.01	0.61
1:D:510:VAL:HG12	1:D:514:MET:CE	2.30	0.61
1:J:235:PRO:HG3	1:J:310:GLU:HA	1.81	0.61
1:M:47:PRO:HG2	1:N:73:MET:HG3	1.82	0.61
1:C:430:ARG:NH1	1:C:430:ARG:HG2	2.13	0.61
1:A:325:ILE:HG12	1:A:330:THR:HG23	1.83	0.61
1:B:510:VAL:HG12	1:B:514:MET:CE	2.31	0.61
1:H:511:ALA:O	1:H:515:ILE:HD12	1.99	0.61
1:C:325:ILE:HG12	1:C:330:THR:HG23	1.83	0.61
1:D:25:ASP:HA	1:D:28:LYS:HE2	1.81	0.61
1:K:444:LEU:HA	1:K:447:MET:HE3	1.82	0.61
1:C:452:ARG:HG2	1:C:452:ARG:NH1	2.14	0.60
1:E:44:PHE:N	1:E:44:PHE:CD1	2.67	0.60
1:E:74:VAL:O	1:E:77:VAL:HG13	2.01	0.60
1:J:383:ALA:HB3	1:J:389:MET:HB2	1.82	0.60
1:L:444:LEU:HD23	1:L:447:MET:HE3	1.82	0.60
1:E:13:ARG:HD2	1:E:104:LEU:HD22	1.83	0.60
1:E:18:ARG:NH1	1:E:18:ARG:CB	2.42	0.60
1:B:414:GLY:O	1:B:417:VAL:CG1	2.49	0.60
1:E:325:ILE:HG12	1:E:330:THR:HG23	1.82	0.60
1:L:383:ALA:HB3	1:L:389:MET:HB2	1.83	0.60

Continued on next page...

Continued from previous page...

Atom-1	Atom-2	Interatomic distance (Å)	Clash overlap (Å)
1:C:353:ILE:HG12	1:C:365:LEU:HB3	1.83	0.60
1:D:448:GLU:HB3	1:D:452:ARG:HD2	1.84	0.60
1:I:279:PRO:O	1:I:285:ARG:HB3	2.01	0.60
1:C:16:MET:HG3	1:C:520:MET:HE3	1.83	0.60
1:F:510:VAL:HG12	1:F:514:MET:CE	2.31	0.60
1:E:414:GLY:O	1:E:417:VAL:CG1	2.50	0.60
1:J:261:THR:O	1:J:265:ASN:HB2	2.02	0.60
1:I:90:THR:O	1:I:94:VAL:HG23	2.01	0.60
2:T:40:VAL:HB	2:T:62:GLY:H	1.67	0.60
1:F:13:ARG:HD2	1:F:104:LEU:HD22	1.84	0.59
2:P:7:HIS:O	2:P:8:ASP:HB3	2.02	0.59
1:C:441:LYS:HB3	1:C:445:ARG:HH21	1.67	0.59
1:F:325:ILE:HG12	1:F:330:THR:HG23	1.83	0.59
1:C:238:GLU:OE2	2:Q:26:VAL:HG23	2.02	0.59
1:A:510:VAL:HG12	1:A:514:MET:CE	2.32	0.59
1:E:452:ARG:NH1	1:E:452:ARG:HG2	2.17	0.59
1:I:84:ALA:O	1:I:498:LYS:HE2	2.02	0.59
1:F:353:ILE:HG12	1:F:365:LEU:HB3	1.84	0.59
1:J:444:LEU:HD23	1:J:447:MET:HE3	1.85	0.59
1:N:30:THR:HB	1:N:51:LYS:O	2.03	0.59
2:Q:40:VAL:HB	2:Q:62:GLY:H	1.67	0.59
1:C:448:GLU:HB3	1:C:452:ARG:HD2	1.85	0.59
1:D:325:ILE:HG12	1:D:330:THR:HG23	1.84	0.59
1:E:25:ASP:HA	1:E:28:LYS:HE2	1.84	0.59
1:F:18:ARG:NH1	1:F:18:ARG:CB	2.45	0.59
1:F:452:ARG:HG2	1:F:452:ARG:HH11	1.68	0.59
2:R:7:HIS:O	2:R:8:ASP:HB3	2.02	0.59
2:U:40:VAL:HB	2:U:62:GLY:H	1.66	0.59
1:I:385:THR:HG23	1:I:388:GLU:HB2	1.84	0.59
1:G:18:ARG:NH1	1:G:18:ARG:CB	2.43	0.59
1:A:430:ARG:NH1	1:A:430:ARG:HG2	2.17	0.58
1:G:353:ILE:HG12	1:G:365:LEU:HB3	1.85	0.58
2:U:7:HIS:O	2:U:8:ASP:HB3	2.02	0.58
1:J:279:PRO:O	1:J:285:ARG:HB3	2.03	0.58
1:A:353:ILE:HG12	1:A:365:LEU:HB3	1.85	0.58
1:H:279:PRO:O	1:H:285:ARG:HB3	2.02	0.58
1:M:261:THR:O	1:M:265:ASN:HB2	2.02	0.58
1:I:261:THR:O	1:I:265:ASN:HB2	2.02	0.58
1:J:494:LEU:HD12	1:J:494:LEU:O	2.04	0.58
2:Q:7:HIS:O	2:Q:8:ASP:HB3	2.04	0.58
1:J:65:LYS:O	1:J:66:PHE:CB	2.48	0.58

Continued on next page...

Continued from previous page...

Atom-1	Atom-2	Interatomic distance (Å)	Clash overlap (Å)
1:G:448:GLU:HB3	1:G:452:ARG:HD2	1.86	0.58
1:L:261:THR:O	1:L:265:ASN:HB2	2.04	0.58
1:N:444:LEU:HD23	1:N:447:MET:CE	2.33	0.58
1:E:224:ASP:HB3	1:E:302:SER:HA	1.86	0.58
1:F:77:VAL:HG23	1:F:92:ALA:HB1	1.86	0.58
1:H:261:THR:O	1:H:265:ASN:HB2	2.04	0.58
1:H:385:THR:HG23	1:H:388:GLU:HB2	1.86	0.58
1:C:13:ARG:HD2	1:C:104:LEU:HD22	1.86	0.58
1:F:448:GLU:HB3	1:F:452:ARG:HD2	1.86	0.58
1:I:449:ALA:HB3	1:I:450:PRO:HD3	1.86	0.58
1:N:385:THR:HG23	1:N:388:GLU:HB2	1.86	0.58
1:B:224:ASP:HB3	1:B:302:SER:HA	1.85	0.58
1:C:25:ASP:HA	1:C:28:LYS:HE2	1.85	0.58
1:E:448:GLU:HB3	1:E:452:ARG:HD2	1.86	0.57
2:O:40:VAL:HB	2:O:62:GLY:H	1.69	0.57
1:D:353:ILE:HG12	1:D:365:LEU:HB3	1.86	0.57
1:L:279:PRO:O	1:L:285:ARG:HB3	2.04	0.57
1:N:444:LEU:HD23	1:N:447:MET:HE3	1.85	0.57
1:C:455:VAL:HG21	1:C:465:VAL:HG11	1.85	0.57
1:E:353:ILE:HG12	1:E:365:LEU:HB3	1.87	0.57
1:G:224:ASP:HB3	1:G:302:SER:HA	1.86	0.57
1:B:13:ARG:HD2	1:B:104:LEU:HD22	1.87	0.57
1:B:448:GLU:HB3	1:B:452:ARG:HD2	1.86	0.57
1:G:33:PRO:HA	1:G:153:ASN:HD21	1.69	0.57
1:G:42:LYS:HG2	1:G:44:PHE:CE2	2.40	0.57
1:I:455:VAL:HG11	1:I:462:PRO:HA	1.86	0.57
1:J:149:THR:CG2	1:J:156:GLU:HA	2.34	0.57
1:L:145:ALA:O	1:L:149:THR:HG23	2.05	0.57
1:N:279:PRO:O	1:N:285:ARG:HB3	2.04	0.57
1:B:452:ARG:HG2	1:B:452:ARG:HH11	1.70	0.57
1:C:74:VAL:O	1:C:77:VAL:HG13	2.04	0.57
1:E:16:MET:O	1:E:20:VAL:HG23	2.04	0.57
1:F:224:ASP:HB3	1:F:302:SER:HA	1.86	0.57
1:H:444:LEU:HD23	1:H:447:MET:CE	2.34	0.57
1:L:163:ALA:O	1:L:167:ASP:HB2	2.05	0.57
1:M:40:LEU:HD12	1:N:521:VAL:HB	1.86	0.57
1:C:18:ARG:NH1	1:C:18:ARG:CG	2.67	0.57
1:I:383:ALA:HB3	1:I:389:MET:HB2	1.85	0.57
1:C:16:MET:O	1:C:20:VAL:HG23	2.04	0.57
1:L:444:LEU:HD23	1:L:447:MET:CE	2.35	0.57
1:J:149:THR:HG21	1:J:156:GLU:HA	1.86	0.57

Continued on next page...

Continued from previous page...

Atom-1	Atom-2	Interatomic distance (Å)	Clash overlap (Å)
1:K:279:PRO:O	1:K:285:ARG:HB3	2.05	0.57
1:B:353:ILE:HG12	1:B:365:LEU:HB3	1.86	0.57
1:B:430:ARG:NH1	1:B:430:ARG:HG2	2.20	0.57
1:C:224:ASP:HB3	1:C:302:SER:HA	1.86	0.57
1:G:25:ASP:HA	1:G:28:LYS:HE2	1.87	0.57
1:D:27:VAL:HG12	1:D:90:THR:HG23	1.87	0.57
1:H:521:VAL:HB	1:N:40:LEU:HD12	1.86	0.57
1:L:494:LEU:HD12	1:L:494:LEU:O	2.04	0.57
1:K:40:LEU:HD12	1:L:521:VAL:HB	1.86	0.57
1:B:261:THR:HG22	2:P:29:GLY:HA3	1.85	0.56
1:M:149:THR:HG21	1:M:156:GLU:HA	1.87	0.56
2:O:7:HIS:O	2:O:8:ASP:HB3	2.05	0.56
2:R:40:VAL:HB	2:R:62:GLY:H	1.69	0.56
2:S:40:VAL:HB	2:S:62:GLY:H	1.69	0.56
1:B:33:PRO:HA	1:B:153:ASN:HD21	1.70	0.56
1:D:430:ARG:NH1	1:D:430:ARG:HG2	2.20	0.56
1:M:421:ARG:O	1:M:424:SER:OG	2.19	0.56
1:A:16:MET:HG3	1:A:520:MET:HE1	1.87	0.56
1:I:444:LEU:HD23	1:I:447:MET:HE3	1.86	0.56
1:L:455:VAL:HG11	1:L:462:PRO:HA	1.86	0.56
1:N:261:THR:O	1:N:265:ASN:HB2	2.05	0.56
1:A:224:ASP:HB3	1:A:302:SER:HA	1.86	0.56
2:T:7:HIS:O	2:T:8:ASP:HB3	2.04	0.56
1:A:16:MET:O	1:A:20:VAL:HG23	2.06	0.56
1:B:452:ARG:HG2	1:B:452:ARG:NH1	2.19	0.56
2:S:7:HIS:O	2:S:8:ASP:HB3	2.04	0.56
1:C:516:THR:OG1	1:D:37:ASN:ND2	2.39	0.56
1:F:44:PHE:HD1	1:F:44:PHE:H	1.52	0.56
1:J:145:ALA:O	1:J:149:THR:HG23	2.06	0.56
2:R:23:GLY:H	2:S:80:ASN:HD21	1.52	0.56
1:E:204:PHE:HE1	1:E:274:ALA:HB2	1.70	0.56
1:J:64:ASP:OD1	1:J:65:LYS:O	2.24	0.56
1:M:145:ALA:O	1:M:149:THR:HG23	2.06	0.56
1:N:494:LEU:HD12	1:N:494:LEU:O	2.05	0.56
1:A:204:PHE:HE1	1:A:274:ALA:HB2	1.71	0.56
1:K:261:THR:O	1:K:265:ASN:HB2	2.05	0.56
1:M:455:VAL:HG11	1:M:462:PRO:HA	1.86	0.56
2:P:40:VAL:HB	2:P:62:GLY:H	1.70	0.56
1:D:224:ASP:HB3	1:D:302:SER:HA	1.88	0.56
1:E:510:VAL:HG12	1:E:514:MET:CE	2.36	0.56
1:F:430:ARG:HG2	1:F:430:ARG:NH1	2.18	0.56

Continued on next page...

Continued from previous page...

Atom-1	Atom-2	Interatomic distance (Å)	Clash overlap (Å)
1:I:149:THR:CG2	1:I:156:GLU:HA	2.36	0.56
1:N:149:THR:HG21	1:N:156:GLU:HA	1.88	0.56
1:E:433:ASN:OD1	1:E:436:GLN:HG3	2.05	0.56
1:F:204:PHE:HE1	1:F:274:ALA:HB2	1.71	0.55
1:I:149:THR:HG21	1:I:156:GLU:HA	1.88	0.55
1:D:414:GLY:O	1:D:417:VAL:CG1	2.55	0.55
1:G:441:LYS:HB3	1:G:445:ARG:HH21	1.71	0.55
2:T:7:HIS:HB2	2:T:46:GLY:O	2.06	0.55
2:U:7:HIS:HB2	2:U:46:GLY:O	2.07	0.55
1:C:204:PHE:HE1	1:C:274:ALA:HB2	1.71	0.55
1:G:100:ILE:HG13	1:G:511:ALA:HB1	1.87	0.55
1:M:149:THR:CG2	1:M:156:GLU:HA	2.37	0.55
1:N:149:THR:CG2	1:N:156:GLU:HA	2.36	0.55
1:A:510:VAL:HG12	1:A:514:MET:HE1	1.88	0.55
1:H:163:ALA:O	1:H:167:ASP:HB2	2.06	0.55
1:K:444:LEU:HD23	1:K:447:MET:HE3	1.87	0.55
1:M:131:LEU:HD12	1:M:422:VAL:HG11	1.87	0.55
2:O:80:ASN:HD21	2:U:23:GLY:H	1.54	0.55
1:F:111:MET:HG3	1:F:435:ASP:OD1	2.06	0.55
1:H:383:ALA:HB3	1:H:389:MET:HB2	1.86	0.55
1:H:444:LEU:HA	1:H:447:MET:HE3	1.87	0.55
1:L:149:THR:CG2	1:L:156:GLU:HA	2.37	0.55
1:I:415:GLY:H	1:I:417:VAL:HG23	1.71	0.55
1:N:145:ALA:O	1:N:149:THR:HG23	2.06	0.55
1:N:163:ALA:O	1:N:167:ASP:HB2	2.06	0.55
1:N:234:LEU:N	1:N:235:PRO:HD2	2.21	0.55
1:F:452:ARG:NH1	1:F:452:ARG:HG2	2.19	0.55
1:J:163:ALA:O	1:J:167:ASP:HB2	2.07	0.55
1:A:419:LEU:HG	1:A:447:MET:HG2	1.89	0.55
1:L:47:PRO:HG2	1:M:73:MET:HG3	1.87	0.55
1:A:77:VAL:HG23	1:A:92:ALA:HB1	1.89	0.55
1:I:234:LEU:N	1:I:235:PRO:HD2	2.22	0.55
1:M:234:LEU:N	1:M:235:PRO:HD2	2.22	0.55
1:A:461:GLU:OE2	1:N:452:ARG:NH2	2.38	0.54
1:D:441:LYS:HB3	1:D:445:ARG:HH21	1.72	0.54
1:G:510:VAL:HG12	1:G:514:MET:HE1	1.89	0.54
1:J:234:LEU:N	1:J:235:PRO:HD2	2.22	0.54
1:N:35:GLY:O	1:N:51:LYS:HE3	2.08	0.54
1:D:204:PHE:HE1	1:D:274:ALA:HB2	1.72	0.54
1:D:44:PHE:N	1:D:44:PHE:CD1	2.68	0.54
1:G:430:ARG:HG2	1:G:430:ARG:NH1	2.18	0.54

Continued on next page...

Continued from previous page...

Atom-1	Atom-2	Interatomic distance (Å)	Clash overlap (Å)
1:H:449:ALA:HB3	1:H:450:PRO:HD3	1.88	0.54
1:I:145:ALA:O	1:I:149:THR:HG23	2.07	0.54
1:K:383:ALA:HB3	1:K:389:MET:HB2	1.88	0.54
1:L:149:THR:HG21	1:L:156:GLU:HA	1.89	0.54
1:B:42:LYS:HG2	1:B:44:PHE:CE2	2.42	0.54
2:P:7:HIS:HB2	2:P:46:GLY:O	2.07	0.54
1:H:149:THR:CG2	1:H:156:GLU:HA	2.37	0.54
1:H:149:THR:HG21	1:H:156:GLU:HA	1.90	0.54
1:K:149:THR:CG2	1:K:156:GLU:HA	2.37	0.54
1:L:234:LEU:N	1:L:235:PRO:HD2	2.22	0.54
1:M:27:VAL:HG11	1:M:93:THR:HG21	1.90	0.54
2:Q:7:HIS:HB2	2:Q:46:GLY:O	2.08	0.54
1:A:433:ASN:OD1	1:A:436:GLN:HG3	2.08	0.54
1:B:204:PHE:HE1	1:B:274:ALA:HB2	1.72	0.54
1:G:204:PHE:HE1	1:G:274:ALA:HB2	1.72	0.54
1:G:44:PHE:H	1:G:44:PHE:HD1	1.52	0.54
1:H:35:GLY:O	1:H:51:LYS:HE3	2.06	0.54
1:M:163:ALA:O	1:M:167:ASP:HB2	2.08	0.54
1:H:267:MET:O	1:H:268:ARG:HB2	2.08	0.54
1:K:145:ALA:O	1:K:149:THR:HG23	2.08	0.54
1:K:38:VAL:HG22	1:L:519:CYS:HB3	1.90	0.54
1:N:415:GLY:H	1:N:417:VAL:HG23	1.73	0.54
1:A:111:MET:HG3	1:A:435:ASP:OD1	2.08	0.54
1:B:16:MET:O	1:B:20:VAL:HG23	2.07	0.54
1:E:77:VAL:HG23	1:E:92:ALA:HB1	1.90	0.54
1:E:33:PRO:HA	1:E:153:ASN:HD21	1.73	0.54
1:K:234:LEU:N	1:K:235:PRO:HD2	2.22	0.54
1:K:494:LEU:O	1:K:494:LEU:HD12	2.07	0.54
1:L:385:THR:HG23	1:L:388:GLU:HB2	1.88	0.54
1:A:441:LYS:HB3	1:A:445:ARG:HH21	1.73	0.54
1:H:174:VAL:HB	1:H:376:VAL:HG22	1.90	0.54
1:J:385:THR:HG23	1:J:388:GLU:HB2	1.89	0.54
1:K:163:ALA:O	1:K:167:ASP:HB2	2.08	0.54
1:E:441:LYS:HB3	1:E:445:ARG:HH21	1.73	0.54
1:I:30:THR:HB	1:I:51:LYS:O	2.08	0.54
1:K:444:LEU:HD23	1:K:447:MET:CE	2.38	0.54
2:O:7:HIS:HB2	2:O:46:GLY:O	2.07	0.54
5:A:600:ADP:PB	6:A:602:AF3:F1	2.56	0.53
1:H:145:ALA:O	1:H:149:THR:HG23	2.07	0.53
1:E:455:VAL:HG21	1:E:465:VAL:HG11	1.90	0.53
1:N:413:ALA:HB1	1:N:417:VAL:HB	1.90	0.53

Continued on next page...

Continued from previous page...

Atom-1	Atom-2	Interatomic distance (Å)	Clash overlap (Å)
1:C:242:LYS:HG2	2:Q:25:ILE:HD12	1.90	0.53
1:H:84:ALA:O	1:H:498:LYS:HE2	2.08	0.53
1:N:16:MET:HB2	1:N:16:MET:CE	2.38	0.53
1:C:44:PHE:HD1	1:C:44:PHE:H	1.54	0.53
1:L:84:ALA:O	1:L:498:LYS:HE2	2.09	0.53
1:J:449:ALA:HB3	1:J:450:PRO:HD3	1.90	0.53
2:S:7:HIS:HB2	2:S:46:GLY:O	2.08	0.53
1:B:77:VAL:HG23	1:B:92:ALA:HB1	1.91	0.53
1:K:267:MET:O	1:K:268:ARG:HB2	2.09	0.53
1:A:42:LYS:HG2	1:A:44:PHE:CE2	2.43	0.53
1:D:42:LYS:HG2	1:D:44:PHE:CE2	2.44	0.53
1:H:30:THR:HB	1:H:51:LYS:O	2.09	0.53
1:J:350:ARG:HA	1:J:353:ILE:HD12	1.91	0.53
1:K:16:MET:O	1:K:20:VAL:HG12	2.09	0.53
1:L:350:ARG:HA	1:L:353:ILE:HD12	1.91	0.53
2:R:7:HIS:HB2	2:R:46:GLY:O	2.08	0.53
1:K:149:THR:HG21	1:K:156:GLU:HA	1.90	0.53
1:M:16:MET:CE	1:M:16:MET:HB2	2.39	0.53
1:N:267:MET:O	1:N:268:ARG:HB2	2.09	0.53
1:E:44:PHE:H	1:E:44:PHE:HD1	1.55	0.52
1:I:174:VAL:HB	1:I:376:VAL:HG22	1.90	0.52
1:I:350:ARG:HA	1:I:353:ILE:HD12	1.91	0.52
1:F:197:ARG:CD	1:F:277:LYS:HB2	2.26	0.52
1:K:385:THR:HG23	1:K:388:GLU:HB2	1.90	0.52
1:M:267:MET:O	1:M:268:ARG:HB2	2.08	0.52
1:M:16:MET:HG2	1:M:70:GLY:HA2	1.92	0.52
1:D:100:ILE:HG13	1:D:511:ALA:HB1	1.90	0.52
1:I:267:MET:O	1:I:268:ARG:HB2	2.09	0.52
1:J:415:GLY:H	1:J:417:VAL:HG23	1.73	0.52
1:M:123:ALA:HB2	1:M:440:ILE:CG2	2.31	0.52
1:N:455:VAL:HG13	1:N:460:GLU:HB2	1.92	0.52
1:B:44:PHE:HD1	1:B:44:PHE:H	1.51	0.52
1:D:77:VAL:HG23	1:D:92:ALA:HB1	1.91	0.52
1:M:413:ALA:HB1	1:M:417:VAL:HB	1.90	0.52
1:D:510:VAL:HG12	1:D:514:MET:HE1	1.91	0.52
1:G:452:ARG:NH1	1:G:452:ARG:HG2	2.24	0.52
1:G:455:VAL:HG21	1:G:465:VAL:HG11	1.92	0.52
1:I:163:ALA:O	1:I:167:ASP:HB2	2.10	0.52
1:I:221:LEU:HD12	1:I:249:ILE:HG23	1.91	0.52
1:B:100:ILE:HG13	1:B:511:ALA:HB1	1.92	0.52
1:H:234:LEU:N	1:H:235:PRO:HD2	2.24	0.52

Continued on next page...

Continued from previous page...

Atom-1	Atom-2	Interatomic distance (Å)	Clash overlap (Å)
1:H:64:ASP:OD1	1:H:65:LYS:O	2.26	0.52
1:J:30:THR:HB	1:J:51:LYS:O	2.09	0.52
1:L:193:MET:HG3	1:L:371:LYS:HB3	1.91	0.52
1:E:430:ARG:NH1	1:E:430:ARG:HG2	2.14	0.52
1:K:350:ARG:HA	1:K:353:ILE:HD12	1.91	0.52
1:M:73:MET:HE1	1:M:514:MET:HG2	1.91	0.52
1:D:111:MET:HG3	1:D:435:ASP:OD1	2.10	0.52
1:A:37:ASN:ND2	1:G:516:THR:OG1	2.43	0.52
1:A:39:VAL:HG23	1:G:517:THR:HG23	1.92	0.52
1:L:267:MET:O	1:L:268:ARG:HB2	2.10	0.52
1:L:30:THR:HB	1:L:51:LYS:O	2.10	0.52
1:D:409:GLU:CD	1:D:501:ARG:HH21	2.13	0.52
1:I:35:GLY:O	1:I:51:LYS:HE3	2.09	0.52
1:A:487:ASN:O	1:A:491:MET:HG3	2.11	0.51
1:J:194:GLN:HB2	1:J:331:THR:HB	1.92	0.51
1:J:404:ARG:NH1	1:J:404:ARG:HG2	2.24	0.51
1:L:126:ALA:CB	1:L:426:LEU:HD22	2.39	0.51
1:M:126:ALA:CB	1:M:426:LEU:HD22	2.40	0.51
1:F:510:VAL:HG12	1:F:514:MET:HE1	1.92	0.51
1:J:455:VAL:HG13	1:J:460:GLU:HB2	1.92	0.51
1:G:111:MET:HG3	1:G:435:ASP:OD1	2.11	0.51
1:H:193:MET:HG3	1:H:371:LYS:HB3	1.91	0.51
1:N:16:MET:CB	1:N:16:MET:CE	2.88	0.51
1:A:455:VAL:HG21	1:A:465:VAL:HG11	1.92	0.51
1:H:32:GLY:HA2	1:H:454:ILE:HG23	1.92	0.51
1:N:32:GLY:HA2	1:N:454:ILE:HG23	1.91	0.51
1:J:455:VAL:HG11	1:J:462:PRO:HA	1.91	0.51
1:N:126:ALA:CB	1:N:426:LEU:HD22	2.39	0.51
1:D:31:LEU:HD23	1:D:453:GLN:HB3	1.92	0.51
1:I:444:LEU:HA	1:I:447:MET:CE	2.41	0.51
1:J:290:GLN:HB3	1:J:345:ARG:HH21	1.75	0.51
1:J:35:GLY:O	1:J:51:LYS:HE3	2.11	0.51
1:D:18:ARG:CG	1:D:18:ARG:NH1	2.66	0.51
1:G:16:MET:O	1:G:20:VAL:HG23	2.11	0.51
1:H:350:ARG:HA	1:H:353:ILE:HD12	1.91	0.51
1:H:4:LYS:HE2	1:N:59:GLU:HG3	1.92	0.51
1:H:96:ALA:O	1:H:100:ILE:HG13	2.09	0.51
1:I:158:VAL:HG13	1:I:396:VAL:HG22	1.91	0.51
1:J:270:ILE:HG23	1:K:229:ASN:HD21	1.76	0.51
1:K:270:ILE:HG23	1:L:229:ASN:HD21	1.76	0.51
1:M:290:GLN:HB3	1:M:345:ARG:HH21	1.76	0.51

Continued on next page...

Continued from previous page...

Atom-1	Atom-2	Interatomic distance (Å)	Clash overlap (Å)
1:N:84:ALA:O	1:N:498:LYS:HE2	2.11	0.51
1:C:510:VAL:HG12	1:C:514:MET:HE3	1.92	0.51
1:E:487:ASN:O	1:E:491:MET:HG3	2.10	0.51
1:K:449:ALA:HB3	1:K:450:PRO:HD3	1.93	0.51
1:M:350:ARG:HA	1:M:353:ILE:HD12	1.91	0.51
1:N:173:GLY:O	1:N:404:ARG:NH2	2.43	0.51
1:E:461:GLU:OE2	1:K:452:ARG:NH2	2.44	0.51
1:L:214:GLU:HG2	1:L:324:VAL:HG12	1.93	0.51
1:N:174:VAL:HB	1:N:376:VAL:HG22	1.91	0.51
1:N:194:GLN:HB2	1:N:331:THR:HB	1.92	0.51
1:B:338:GLU:H	1:B:338:GLU:CD	2.15	0.50
1:D:455:VAL:HG21	1:D:465:VAL:HG11	1.92	0.50
1:J:267:MET:O	1:J:268:ARG:HB2	2.10	0.50
1:J:313:THR:HG22	1:J:314:LEU:H	1.77	0.50
2:T:50:GLU:CG	2:U:51:ASN:HB2	2.33	0.50
1:C:111:MET:HG3	1:C:435:ASP:OD1	2.12	0.50
1:D:130:GLU:OE1	1:D:425:LYS:HD2	2.11	0.50
1:K:194:GLN:HB2	1:K:331:THR:HB	1.94	0.50
1:M:16:MET:CE	1:M:16:MET:CB	2.89	0.50
1:C:100:ILE:HG13	1:C:511:ALA:HB1	1.94	0.50
1:F:16:MET:O	1:F:20:VAL:HG23	2.11	0.50
1:G:18:ARG:CG	1:G:18:ARG:HH11	2.19	0.50
1:H:126:ALA:CB	1:H:426:LEU:HD22	2.42	0.50
1:H:194:GLN:HB2	1:H:331:THR:HB	1.94	0.50
1:H:66:PHE:HA	1:H:69:MET:HE3	1.93	0.50
1:M:270:ILE:HG23	1:N:229:ASN:HD21	1.77	0.50
1:N:193:MET:HG3	1:N:371:LYS:HB3	1.93	0.50
1:H:214:GLU:HG2	1:H:324:VAL:HG12	1.94	0.50
1:H:455:VAL:HG11	1:H:462:PRO:HA	1.93	0.50
1:F:289:LEU:HA	1:F:292:ILE:HD12	1.94	0.50
1:G:433:ASN:OD1	1:G:436:GLN:HG3	2.12	0.50
1:J:32:GLY:HA2	1:J:454:ILE:HG23	1.94	0.50
1:K:64:ASP:OD1	1:K:65:LYS:O	2.29	0.50
1:N:290:GLN:HB3	1:N:345:ARG:HH21	1.77	0.50
2:O:6:LEU:O	2:O:7:HIS:O	2.29	0.50
1:C:444:LEU:O	1:C:447:MET:HB2	2.12	0.50
1:L:290:GLN:HB3	1:L:345:ARG:HH21	1.76	0.50
1:L:194:GLN:HB2	1:L:331:THR:HB	1.93	0.50
1:C:338:GLU:H	1:C:338:GLU:CD	2.15	0.50
1:C:42:LYS:HG2	1:C:44:PHE:CE2	2.46	0.50
1:L:37:ASN:H	1:L:37:ASN:ND2	2.10	0.50

Continued on next page...

Continued from previous page...

Atom-1	Atom-2	Interatomic distance (Å)	Clash overlap (Å)
1:M:437:ASN:HA	1:M:440:ILE:HD12	1.94	0.50
1:I:32:GLY:HA2	1:I:454:ILE:HG23	1.94	0.49
1:I:47:PRO:HG2	1:J:73:MET:HG3	1.94	0.49
1:K:214:GLU:HG2	1:K:324:VAL:HG12	1.94	0.49
1:N:350:ARG:HA	1:N:353:ILE:HD12	1.93	0.49
1:A:44:PHE:H	1:A:44:PHE:HD1	1.55	0.49
1:D:512:GLY:O	1:D:515:ILE:HG13	2.12	0.49
1:H:221:LEU:HD12	1:H:249:ILE:HG23	1.94	0.49
1:I:194:GLN:HB2	1:I:331:THR:HB	1.94	0.49
1:J:173:GLY:O	1:J:404:ARG:NH2	2.45	0.49
1:K:126:ALA:CB	1:K:426:LEU:HD22	2.42	0.49
1:M:421:ARG:CD	1:M:474:GLY:O	2.59	0.49
1:G:452:ARG:HH11	1:G:452:ARG:HG2	1.76	0.49
1:I:131:LEU:HD12	1:I:422:VAL:HG11	1.93	0.49
1:K:32:GLY:HA2	1:K:454:ILE:HG23	1.94	0.49
1:B:441:LYS:HB3	1:B:445:ARG:HH21	1.77	0.49
1:E:100:ILE:HG13	1:E:511:ALA:HB1	1.93	0.49
1:I:173:GLY:O	1:I:404:ARG:NH2	2.46	0.49
1:K:174:VAL:HB	1:K:376:VAL:HG22	1.93	0.49
1:L:221:LEU:HD12	1:L:249:ILE:HG23	1.94	0.49
1:M:174:VAL:HB	1:M:376:VAL:HG22	1.94	0.49
1:I:290:GLN:HB3	1:I:345:ARG:HH21	1.77	0.49
1:L:228:SER:O	1:L:257:GLU:HB3	2.12	0.49
2:T:6:LEU:O	2:T:7:HIS:O	2.31	0.49
1:F:487:ASN:O	1:F:491:MET:HG3	2.12	0.49
1:G:338:GLU:H	1:G:338:GLU:CD	2.16	0.49
2:Q:23:GLY:H	2:R:80:ASN:HD21	1.59	0.49
2:S:6:LEU:O	2:S:7:HIS:O	2.31	0.49
1:F:419:LEU:HG	1:F:447:MET:HG2	1.94	0.49
1:G:289:LEU:HA	1:G:292:ILE:HD12	1.95	0.49
1:N:214:GLU:HG2	1:N:324:VAL:HG12	1.95	0.49
1:A:31:LEU:HD23	1:A:453:GLN:HB3	1.95	0.49
1:D:237:LEU:HD21	1:D:271:VAL:HG21	1.94	0.49
1:J:16:MET:O	1:J:20:VAL:HG12	2.12	0.49
1:K:290:GLN:HB3	1:K:345:ARG:HH21	1.78	0.49
1:M:455:VAL:HG13	1:M:460:GLU:HB2	1.94	0.49
1:A:461:GLU:OE1	1:N:463:SER:HB3	2.13	0.49
1:C:351:GLN:HG2	1:C:351:GLN:O	2.13	0.49
1:H:290:GLN:HB3	1:H:345:ARG:HH21	1.78	0.49
1:J:27:VAL:HG11	1:J:93:THR:HG21	1.95	0.49
1:M:452:ARG:HG2	1:M:452:ARG:HH11	1.78	0.49

Continued on next page...

Continued from previous page...

Atom-1	Atom-2	Interatomic distance (Å)	Clash overlap (Å)
2:T:50:GLU:HG2	2:U:51:ASN:CB	2.33	0.49
1:B:455:VAL:HG21	1:B:465:VAL:HG11	1.94	0.49
1:C:519:CYS:HB3	1:D:38:VAL:HG22	1.94	0.49
1:D:338:GLU:H	1:D:338:GLU:CD	2.16	0.49
1:D:87:ASP:OD1	5:D:900:ADP:O1B	2.30	0.49
1:G:464:VAL:O	1:G:468:THR:HG23	2.13	0.49
1:H:413:ALA:HB1	1:H:417:VAL:HB	1.95	0.49
1:K:193:MET:HG3	1:K:371:LYS:HB3	1.93	0.49
1:K:455:VAL:HG11	1:K:462:PRO:HA	1.94	0.49
1:N:449:ALA:HB3	1:N:450:PRO:HD3	1.93	0.49
1:A:338:GLU:H	1:A:338:GLU:CD	2.17	0.48
1:A:451:LEU:O	1:A:451:LEU:HD22	2.12	0.48
1:B:237:LEU:HD21	1:B:271:VAL:HG21	1.94	0.48
1:B:433:ASN:OD1	1:B:436:GLN:HG3	2.13	0.48
1:H:37:ASN:ND2	1:H:37:ASN:H	2.10	0.48
1:I:455:VAL:HG13	1:I:460:GLU:HB2	1.95	0.48
1:J:193:MET:HG3	1:J:371:LYS:HB3	1.94	0.48
1:K:30:THR:HB	1:K:51:LYS:O	2.13	0.48
1:M:193:MET:HG3	1:M:371:LYS:HB3	1.95	0.48
1:A:95:LEU:HD13	1:A:504:LEU:HD23	1.95	0.48
1:F:25:ASP:HA	1:F:28:LYS:HE2	1.95	0.48
1:G:266:THR:HG23	1:G:272:LYS:HA	1.95	0.48
1:H:455:VAL:HG13	1:H:460:GLU:HB2	1.96	0.48
1:J:174:VAL:HB	1:J:376:VAL:HG22	1.95	0.48
1:M:194:GLN:HB2	1:M:331:THR:HB	1.94	0.48
1:M:313:THR:HG22	1:M:314:LEU:H	1.77	0.48
1:B:419:LEU:HG	1:B:447:MET:HG2	1.94	0.48
1:E:419:LEU:HG	1:E:447:MET:HG2	1.96	0.48
1:F:338:GLU:CD	1:F:338:GLU:H	2.16	0.48
1:F:33:PRO:HA	1:F:153:ASN:HD21	1.78	0.48
1:K:96:ALA:O	1:K:100:ILE:HG13	2.13	0.48
1:M:221:LEU:HD12	1:M:249:ILE:HG23	1.94	0.48
1:M:404:ARG:HG2	1:M:404:ARG:NH1	2.27	0.48
1:C:27:VAL:HG12	1:C:90:THR:HG23	1.96	0.48
2:R:6:LEU:O	2:R:7:HIS:O	2.31	0.48
1:D:451:LEU:HD22	1:D:451:LEU:O	2.13	0.48
1:E:237:LEU:HD21	1:E:271:VAL:HG21	1.94	0.48
1:H:173:GLY:O	1:H:404:ARG:NH2	2.47	0.48
1:A:31:LEU:CD1	5:A:600:ADP:H5'2	2.44	0.48
1:E:111:MET:HG3	1:E:435:ASP:OD1	2.13	0.48
1:F:266:THR:HG23	1:F:272:LYS:HA	1.96	0.48

Continued on next page...

Continued from previous page...

Atom-1	Atom-2	Interatomic distance (Å)	Clash overlap (Å)
1:K:228:SER:O	1:K:257:GLU:HB3	2.13	0.48
1:M:415:GLY:N	1:M:417:VAL:HG23	2.27	0.48
2:Q:6:LEU:O	2:Q:7:HIS:O	2.31	0.48
1:B:487:ASN:O	1:B:491:MET:HG3	2.14	0.48
1:C:237:LEU:HD21	1:C:271:VAL:HG21	1.95	0.48
1:C:365:LEU:O	1:C:369:VAL:HG13	2.14	0.48
1:F:455:VAL:HG21	1:F:465:VAL:HG11	1.96	0.48
1:G:487:ASN:O	1:G:491:MET:HG3	2.13	0.48
1:H:27:VAL:HG11	1:H:93:THR:HG21	1.94	0.48
1:A:365:LEU:O	1:A:369:VAL:HG13	2.14	0.48
1:B:289:LEU:HA	1:B:292:ILE:HD12	1.96	0.48
1:D:266:THR:HG23	1:D:272:LYS:HA	1.96	0.48
1:D:433:ASN:OD1	1:D:436:GLN:HG3	2.13	0.48
1:E:338:GLU:H	1:E:338:GLU:CD	2.17	0.48
1:G:237:LEU:HD21	1:G:271:VAL:HG21	1.95	0.48
1:H:227:ILE:HD12	1:H:309:LEU:HD11	1.96	0.48
1:I:27:VAL:HG11	1:I:93:THR:HG21	1.96	0.48
1:C:16:MET:CG	1:C:520:MET:HE3	2.43	0.48
1:G:351:GLN:HG2	1:G:351:GLN:O	2.14	0.48
1:H:437:ASN:HA	1:H:440:ILE:HD12	1.95	0.48
1:B:25:ASP:HA	1:B:28:LYS:HE2	1.94	0.48
1:D:289:LEU:HA	1:D:292:ILE:HD12	1.96	0.48
1:F:455:VAL:HG11	1:F:462:PRO:HA	1.96	0.48
1:H:228:SER:O	1:H:257:GLU:HB3	2.14	0.48
1:I:16:MET:O	1:I:20:VAL:HG12	2.14	0.48
1:J:16:MET:CE	1:J:16:MET:CB	2.92	0.48
1:J:16:MET:CE	1:J:16:MET:HB2	2.44	0.48
1:M:404:ARG:CG	1:M:404:ARG:HH11	2.27	0.48
2:O:23:GLY:H	2:P:80:ASN:HD21	1.62	0.48
2:U:6:LEU:O	2:U:7:HIS:O	2.32	0.48
1:F:18:ARG:CG	1:F:18:ARG:NH1	2.73	0.47
1:H:415:GLY:H	1:H:417:VAL:HG23	1.77	0.47
1:A:237:LEU:HD21	1:A:271:VAL:HG21	1.95	0.47
1:C:218:PRO:HB3	1:C:246:PRO:HB2	1.97	0.47
1:C:77:VAL:HG23	1:C:92:ALA:HB1	1.96	0.47
1:E:289:LEU:HA	1:E:292:ILE:HD12	1.96	0.47
1:I:227:ILE:HD12	1:I:309:LEU:HD11	1.95	0.47
1:I:313:THR:HG22	1:I:314:LEU:H	1.78	0.47
1:J:221:LEU:HD12	1:J:249:ILE:HG23	1.95	0.47
1:J:228:SER:O	1:J:257:GLU:HB3	2.15	0.47
1:K:173:GLY:O	1:K:404:ARG:NH2	2.48	0.47

Continued on next page...

Continued from previous page...

Atom-1	Atom-2	Interatomic distance (Å)	Clash overlap (Å)
1:L:173:GLY:O	1:L:404:ARG:NH2	2.47	0.47
1:L:313:THR:HG22	1:L:314:LEU:H	1.78	0.47
1:N:96:ALA:O	1:N:100:ILE:HG13	2.13	0.47
1:B:266:THR:HG23	1:B:272:LYS:HA	1.96	0.47
1:C:197:ARG:CD	1:C:277:LYS:HB2	2.27	0.47
1:M:158:VAL:HG13	1:M:396:VAL:HG22	1.97	0.47
1:N:221:LEU:HD12	1:N:249:ILE:HG23	1.95	0.47
1:A:266:THR:HG23	1:A:272:LYS:HA	1.97	0.47
1:A:100:ILE:HG13	1:A:511:ALA:HB1	1.97	0.47
1:B:365:LEU:O	1:B:369:VAL:HG13	2.15	0.47
1:C:455:VAL:HG11	1:C:462:PRO:HA	1.95	0.47
1:E:266:THR:HG23	1:E:272:LYS:HA	1.96	0.47
1:J:449:ALA:N	1:J:450:PRO:CD	2.77	0.47
1:A:289:LEU:HA	1:A:292:ILE:HD12	1.97	0.47
1:B:18:ARG:CG	1:B:18:ARG:NH1	2.68	0.47
1:C:266:THR:HG23	1:C:272:LYS:HA	1.97	0.47
1:F:218:PRO:HB3	1:F:246:PRO:HB2	1.96	0.47
1:G:27:VAL:HG12	1:G:90:THR:HG23	1.95	0.47
1:H:217:SER:HA	1:H:320:ALA:O	2.15	0.47
1:J:214:GLU:HG2	1:J:324:VAL:HG12	1.96	0.47
1:M:214:GLU:HG2	1:M:324:VAL:HG12	1.96	0.47
1:B:512:GLY:O	1:B:515:ILE:HG13	2.15	0.47
1:F:351:GLN:HG2	1:F:351:GLN:O	2.13	0.47
1:I:126:ALA:CB	1:I:426:LEU:HD22	2.43	0.47
1:L:27:VAL:HG11	1:L:93:THR:HG21	1.97	0.47
1:N:313:THR:HG22	1:N:314:LEU:H	1.80	0.47
1:N:455:VAL:HG11	1:N:462:PRO:HA	1.96	0.47
1:A:351:GLN:HG2	1:A:351:GLN:O	2.15	0.47
1:B:218:PRO:HB3	1:B:246:PRO:HB2	1.97	0.47
1:C:31:LEU:CD1	5:C:800:ADP:H5'2	2.45	0.47
1:K:268:ARG:HD2	1:K:268:ARG:HA	1.35	0.47
1:L:32:GLY:HA2	1:L:454:ILE:HG23	1.95	0.47
1:M:64:ASP:OD1	1:M:65:LYS:O	2.33	0.47
1:F:365:LEU:O	1:F:369:VAL:HG13	2.14	0.47
1:K:221:LEU:HD12	1:K:249:ILE:HG23	1.96	0.47
1:L:174:VAL:HB	1:L:376:VAL:HG22	1.95	0.47
1:L:415:GLY:H	1:L:417:VAL:HG23	1.79	0.47
1:I:217:SER:HA	1:I:320:ALA:O	2.15	0.47
1:A:218:PRO:HB3	1:A:246:PRO:HB2	1.97	0.47
1:D:365:LEU:O	1:D:369:VAL:HG13	2.15	0.47
1:G:365:LEU:O	1:G:369:VAL:HG13	2.15	0.47

Continued on next page...

Continued from previous page...

Atom-1	Atom-2	Interatomic distance (Å)	Clash overlap (Å)
1:A:38:VAL:HG22	1:G:519:CYS:HB3	1.97	0.47
1:C:487:ASN:O	1:C:491:MET:HG3	2.15	0.47
1:E:351:GLN:HG2	1:E:351:GLN:O	2.14	0.47
1:E:42:LYS:HG2	1:E:44:PHE:CE2	2.50	0.47
1:I:193:MET:HG3	1:I:371:LYS:HB3	1.96	0.47
1:K:313:THR:HG22	1:K:314:LEU:HD12	1.97	0.47
1:L:59:GLU:HG3	1:M:4:LYS:HE2	1.96	0.47
1:N:228:SER:O	1:N:257:GLU:HB3	2.15	0.47
1:F:237:LEU:HD21	1:F:271:VAL:HG21	1.96	0.46
1:H:43:SER:HB2	1:H:44:PHE:CD1	2.50	0.46
1:I:107:VAL:HG11	1:I:515:ILE:HG23	1.97	0.46
1:H:40:LEU:HD12	1:I:521:VAL:HB	1.96	0.46
1:J:404:ARG:HH11	1:J:404:ARG:CG	2.27	0.46
1:L:149:THR:HG23	1:L:159:GLY:HA3	1.96	0.46
1:L:227:ILE:HD12	1:L:309:LEU:HD11	1.96	0.46
1:B:147:VAL:HG22	1:B:403:THR:HG22	1.97	0.46
1:K:227:ILE:HD12	1:K:309:LEU:HD11	1.96	0.46
1:M:95:LEU:HB2	1:M:95:LEU:CD1	2.45	0.46
2:P:6:LEU:O	2:P:7:HIS:O	2.32	0.46
1:B:351:GLN:O	1:B:351:GLN:HG2	2.15	0.46
1:D:351:GLN:HG2	1:D:351:GLN:O	2.15	0.46
1:D:162:ILE:HG12	1:D:400:LEU:HD23	1.98	0.46
1:F:512:GLY:O	1:F:515:ILE:HG13	2.15	0.46
1:M:106:ALA:O	1:M:109:ALA:HB3	2.16	0.46
1:M:419:LEU:HD22	1:M:500:THR:CG2	2.45	0.46
1:M:95:LEU:O	1:M:98:ALA:CB	2.62	0.46
1:E:218:PRO:HB3	1:E:246:PRO:HB2	1.97	0.46
1:E:464:VAL:O	1:E:468:THR:HG23	2.14	0.46
1:K:313:THR:HG22	1:K:314:LEU:H	1.79	0.46
1:M:227:ILE:HD12	1:M:309:LEU:HD11	1.97	0.46
1:N:217:SER:HA	1:N:320:ALA:O	2.16	0.46
1:D:218:PRO:HB3	1:D:246:PRO:HB2	1.98	0.46
1:E:88:GLY:HA2	5:E:1000:ADP:O2B	2.16	0.46
1:E:18:ARG:CG	1:E:18:ARG:NH1	2.72	0.46
1:F:222:LEU:HD12	1:F:293:ALA:HB2	1.98	0.46
1:J:217:SER:HA	1:J:320:ALA:O	2.15	0.46
1:J:448:GLU:O	1:J:452:ARG:HD2	2.15	0.46
1:K:43:SER:HB2	1:K:44:PHE:CD1	2.50	0.46
1:K:455:VAL:HG13	1:K:460:GLU:HB2	1.96	0.46
1:N:104:LEU:HD12	1:N:104:LEU:HA	1.77	0.46
1:C:289:LEU:HA	1:C:292:ILE:HD12	1.97	0.46

Continued on next page...

Continued from previous page...

Atom-1	Atom-2	Interatomic distance (Å)	Clash overlap (Å)
1:C:33:PRO:HA	1:C:153:ASN:ND2	2.28	0.46
1:E:162:ILE:HG12	1:E:400:LEU:HD23	1.98	0.46
1:E:365:LEU:O	1:E:369:VAL:HG13	2.15	0.46
1:H:161:LEU:HD21	1:H:185:ASP:HB3	1.98	0.46
1:N:149:THR:HG23	1:N:159:GLY:HA3	1.98	0.46
1:C:366:GLN:O	1:C:369:VAL:HG22	2.16	0.46
1:F:42:LYS:HG2	1:F:44:PHE:CE2	2.50	0.46
1:G:13:ARG:HD2	1:G:104:LEU:HD22	1.97	0.46
1:H:313:THR:HG22	1:H:314:LEU:H	1.80	0.46
1:K:161:LEU:HD21	1:K:185:ASP:HB3	1.97	0.46
1:M:173:GLY:O	1:M:404:ARG:NH2	2.48	0.46
1:G:218:PRO:HB3	1:G:246:PRO:HB2	1.98	0.46
1:K:37:ASN:ND2	1:K:37:ASN:H	2.13	0.46
1:N:16:MET:O	1:N:20:VAL:HG12	2.15	0.46
1:B:261:THR:HG22	2:P:29:GLY:CA	2.45	0.46
1:C:477:GLY:HA3	1:C:488:MET:SD	2.56	0.46
1:A:409:GLU:CD	1:A:501:ARG:HH21	2.18	0.46
1:C:31:LEU:HD12	5:C:800:ADP:H5'2	1.98	0.46
1:G:222:LEU:HD12	1:G:293:ALA:HB2	1.98	0.46
1:I:404:ARG:HG2	1:I:404:ARG:NH1	2.31	0.46
1:I:421:ARG:CD	1:I:474:GLY:O	2.63	0.46
1:J:437:ASN:HA	1:J:440:ILE:HD12	1.98	0.46
1:K:35:GLY:O	1:K:51:LYS:HE3	2.15	0.46
1:C:31:LEU:HD23	1:C:453:GLN:HB3	1.97	0.45
1:G:197:ARG:CD	1:G:277:LYS:HB2	2.28	0.45
1:I:77:VAL:HG13	1:I:506:TYR:HB3	1.97	0.45
1:M:161:LEU:HD21	1:M:185:ASP:HB3	1.99	0.45
1:C:512:GLY:O	1:C:515:ILE:HG13	2.16	0.45
1:G:31:LEU:HD23	1:G:453:GLN:HB3	1.97	0.45
1:J:104:LEU:HA	1:J:104:LEU:HD12	1.72	0.45
1:K:217:SER:HA	1:K:320:ALA:O	2.16	0.45
1:L:158:VAL:HG13	1:L:396:VAL:HG22	1.98	0.45
1:N:227:ILE:HD12	1:N:309:LEU:HD11	1.98	0.45
1:J:84:ALA:O	1:J:498:LYS:HE2	2.16	0.45
1:M:43:SER:HB2	1:M:44:PHE:CD1	2.52	0.45
1:L:38:VAL:HG22	1:M:519:CYS:HB3	1.98	0.45
2:U:7:HIS:HB3	2:U:45:ASN:HD22	1.81	0.45
1:B:366:GLN:O	1:B:369:VAL:HG22	2.17	0.45
1:E:233:MET:HB3	1:E:237:LEU:HD12	1.98	0.45
1:E:27:VAL:HG12	1:E:90:THR:HG23	1.99	0.45
1:I:214:GLU:HG2	1:I:324:VAL:HG12	1.98	0.45

Continued on next page...

Continued from previous page...

Atom-1	Atom-2	Interatomic distance (Å)	Clash overlap (Å)
1:I:419:LEU:HA	1:I:419:LEU:HD13	1.78	0.45
1:K:415:GLY:H	1:K:417:VAL:HG23	1.81	0.45
1:L:43:SER:HB2	1:L:44:PHE:CD1	2.51	0.45
1:L:64:ASP:OD1	1:L:65:LYS:O	2.35	0.45
1:M:66:PHE:HA	1:M:69:MET:HE3	1.97	0.45
1:A:320:ALA:HA	1:A:335:GLY:HA2	1.99	0.45
1:M:444:LEU:CD2	1:M:447:MET:HE1	2.44	0.45
1:N:107:VAL:HG11	1:N:515:ILE:HG23	1.98	0.45
2:O:20:LYS:HB3	2:O:27:LEU:HG	1.97	0.45
1:A:366:GLN:O	1:A:369:VAL:HG22	2.16	0.45
1:D:366:GLN:O	1:D:369:VAL:HG22	2.17	0.45
1:H:149:THR:HG23	1:H:159:GLY:HA3	1.99	0.45
1:D:461:GLU:OE1	1:J:463:SER:HB3	2.17	0.45
1:L:161:LEU:HD21	1:L:185:ASP:HB3	1.98	0.45
1:L:16:MET:O	1:L:20:VAL:HG12	2.16	0.45
1:M:228:SER:O	1:M:257:GLU:HB3	2.16	0.45
1:M:448:GLU:O	1:M:452:ARG:HD2	2.16	0.45
1:D:222:LEU:HD12	1:D:293:ALA:HB2	1.99	0.45
1:E:455:VAL:HG11	1:E:462:PRO:HA	1.98	0.45
1:E:54:VAL:O	1:E:58:ARG:HG3	2.17	0.45
1:F:27:VAL:HG12	1:F:90:THR:HG23	1.98	0.45
1:H:131:LEU:HD12	1:H:422:VAL:HG11	1.98	0.45
1:J:452:ARG:HG2	1:J:452:ARG:HH11	1.82	0.45
1:D:381:VAL:CG1	1:D:392:LYS:HG2	2.47	0.45
1:D:513:LEU:HD23	1:D:513:LEU:HA	1.76	0.45
1:E:31:LEU:HD23	1:E:453:GLN:HB3	1.99	0.45
1:F:461:GLU:HB2	1:F:464:VAL:HB	1.99	0.45
1:I:404:ARG:HH11	1:I:404:ARG:CG	2.30	0.45
1:L:217:SER:HA	1:L:320:ALA:O	2.17	0.45
1:M:217:SER:HA	1:M:320:ALA:O	2.17	0.45
1:M:266:THR:HG22	1:M:273:VAL:H	1.82	0.45
1:M:35:GLY:O	1:M:51:LYS:HE3	2.17	0.45
1:N:64:ASP:OD1	1:N:65:LYS:O	2.34	0.45
1:A:22:VAL:HG11	1:A:62:LEU:HD11	1.99	0.45
1:I:149:THR:HG23	1:I:159:GLY:HA3	1.99	0.45
1:J:107:VAL:HG11	1:J:515:ILE:HG23	1.99	0.45
1:L:313:THR:HG22	1:L:314:LEU:HD12	1.98	0.45
1:M:131:LEU:CD1	1:M:422:VAL:HG11	2.46	0.45
2:P:20:LYS:HB3	2:P:27:LEU:HG	1.99	0.45
2:O:50:GLU:CG	2:P:51:ASN:HB2	2.37	0.45
1:A:18:ARG:CG	1:A:18:ARG:NH1	2.70	0.45

Continued on next page...

Continued from previous page...

Atom-1	Atom-2	Interatomic distance (Å)	Clash overlap (Å)
1:A:225:LYS:H	1:A:225:LYS:HG3	1.66	0.45
1:B:16:MET:CG	1:B:520:MET:HE3	2.46	0.45
1:D:32:GLY:HA2	5:D:900:ADP:H5'1	1.99	0.45
1:E:222:LEU:HD12	1:E:293:ALA:HB2	1.99	0.45
1:F:4:LYS:HG3	1:G:59:GLU:O	2.17	0.45
1:G:455:VAL:HG11	1:G:462:PRO:HA	1.98	0.45
1:L:37:ASN:ND2	1:L:37:ASN:N	2.65	0.45
1:L:413:ALA:HB1	1:L:417:VAL:HB	1.98	0.45
1:B:27:VAL:HG12	1:B:90:THR:HG23	1.99	0.44
1:F:366:GLN:O	1:F:369:VAL:HG22	2.17	0.44
1:J:126:ALA:CB	1:J:426:LEU:HD22	2.43	0.44
1:N:43:SER:HB2	1:N:44:PHE:CD1	2.52	0.44
2:T:20:LYS:HB3	2:T:27:LEU:HG	1.98	0.44
1:A:421:ARG:HA	1:A:421:ARG:HD3	1.78	0.44
1:B:320:ALA:HA	1:B:335:GLY:HA2	1.98	0.44
1:D:77:VAL:HG12	1:D:510:VAL:HG21	1.98	0.44
1:G:77:VAL:HG12	1:G:510:VAL:HG21	1.99	0.44
1:H:77:VAL:HG13	1:H:506:TYR:HB3	1.99	0.44
1:J:247:LEU:HB3	1:J:273:VAL:HG12	1.99	0.44
1:J:313:THR:HG22	1:J:314:LEU:HD12	1.99	0.44
1:K:100:ILE:O	1:K:104:LEU:HB2	2.17	0.44
1:L:26:ALA:HA	1:M:8:PHE:HE2	1.82	0.44
1:A:225:LYS:HG2	1:A:303:GLU:HB2	1.99	0.44
1:C:32:GLY:HA2	5:C:800:ADP:H5'1	1.98	0.44
1:J:513:LEU:HD12	1:J:513:LEU:HA	1.82	0.44
1:L:437:ASN:HA	1:L:440:ILE:HD12	1.99	0.44
1:M:107:VAL:HG11	1:M:515:ILE:HG23	1.99	0.44
1:M:54:VAL:HG12	1:M:58:ARG:HH22	1.82	0.44
1:N:158:VAL:HG13	1:N:396:VAL:HG22	1.99	0.44
2:P:7:HIS:HB3	2:P:45:ASN:HD22	1.83	0.44
2:Q:20:LYS:HB3	2:Q:27:LEU:HG	1.99	0.44
1:F:233:MET:HB3	1:F:237:LEU:HD12	1.98	0.44
1:H:158:VAL:HG13	1:H:396:VAL:HG22	1.99	0.44
1:J:161:LEU:HD21	1:J:185:ASP:HB3	1.98	0.44
1:J:444:LEU:HA	1:J:447:MET:CE	2.45	0.44
1:F:259:LEU:O	1:F:263:VAL:HG23	2.17	0.44
1:G:417:VAL:O	1:G:418:ALA:C	2.56	0.44
1:H:43:SER:HB2	1:H:44:PHE:HD1	1.82	0.44
1:I:313:THR:HG22	1:I:314:LEU:HD12	1.98	0.44
1:J:227:ILE:HD12	1:J:309:LEU:HD11	1.98	0.44
1:K:27:VAL:HG11	1:K:93:THR:HG21	2.00	0.44

Continued on next page...

Continued from previous page...

Atom-1	Atom-2	Interatomic distance (Å)	Clash overlap (Å)
1:L:444:LEU:HA	1:L:447:MET:CE	2.45	0.44
1:M:149:THR:HG23	1:M:159:GLY:HA3	1.99	0.44
1:D:225:LYS:HG2	1:D:303:GLU:HB2	1.98	0.44
1:F:100:ILE:HG13	1:F:511:ALA:HB1	1.99	0.44
1:G:18:ARG:NH1	1:G:18:ARG:CG	2.79	0.44
1:G:225:LYS:H	1:G:225:LYS:HG3	1.66	0.44
1:H:32:GLY:HA2	1:H:454:ILE:HD13	1.99	0.44
1:K:262:LEU:HD22	1:K:273:VAL:HG21	2.00	0.44
1:L:449:ALA:HB3	1:L:450:PRO:HD3	1.99	0.44
2:O:7:HIS:HB3	2:O:45:ASN:HD22	1.82	0.44
2:U:20:LYS:HB3	2:U:27:LEU:HG	1.99	0.44
1:A:444:LEU:O	1:A:447:MET:HB2	2.17	0.44
1:C:87:ASP:OD1	5:C:800:ADP:O1B	2.35	0.44
5:C:800:ADP:O3B	6:C:802:AF3:F3	2.25	0.44
1:G:366:GLN:O	1:G:369:VAL:HG22	2.17	0.44
1:I:43:SER:HB2	1:I:44:PHE:CD1	2.52	0.44
1:I:496:PRO:HB2	1:I:499:VAL:HG13	2.00	0.44
1:L:419:LEU:HA	1:L:419:LEU:HD13	1.80	0.44
1:E:259:LEU:O	1:E:263:VAL:HG23	2.18	0.44
1:F:77:VAL:HG12	1:F:510:VAL:HG21	1.98	0.44
1:I:82:ASN:HB2	1:I:89:THR:OG1	2.18	0.44
1:J:66:PHE:O	1:J:67:GLU:C	2.56	0.44
1:A:162:ILE:HG12	1:A:400:LEU:HD23	2.00	0.44
1:G:77:VAL:HG23	1:G:92:ALA:HB1	2.00	0.44
1:N:161:LEU:HD21	1:N:185:ASP:HB3	2.00	0.44
1:N:286:LYS:NZ	1:N:304:GLU:OE1	2.51	0.44
1:C:268:ARG:HD2	2:Q:27:LEU:HD13	2.00	0.44
2:Q:7:HIS:HB3	2:Q:45:ASN:HD22	1.83	0.44
1:A:234:LEU:HB2	1:A:235:PRO:HD3	2.00	0.43
1:C:233:MET:HB3	1:C:237:LEU:HD12	1.99	0.43
1:G:225:LYS:HG2	1:G:303:GLU:HB2	1.99	0.43
1:G:320:ALA:HA	1:G:335:GLY:HA2	2.00	0.43
1:H:404:ARG:HG2	1:H:404:ARG:NH1	2.33	0.43
1:J:149:THR:HG23	1:J:159:GLY:HA3	2.00	0.43
1:M:313:THR:HG22	1:M:314:LEU:HD12	1.99	0.43
1:M:44:PHE:CD1	1:M:44:PHE:N	2.86	0.43
1:N:131:LEU:HD12	1:N:422:VAL:HG11	1.99	0.43
1:N:448:GLU:O	1:N:452:ARG:HD2	2.18	0.43
1:N:16:MET:HG2	1:N:70:GLY:HA2	1.98	0.43
2:R:20:LYS:HB3	2:R:27:LEU:HG	1.98	0.43
1:B:31:LEU:CD1	5:B:700:ADP:H5'2	2.48	0.43

Continued on next page...

Continued from previous page...

Atom-1	Atom-2	Interatomic distance (Å)	Clash overlap (Å)
1:F:234:LEU:HB2	1:F:235:PRO:HD3	2.00	0.43
1:G:22:VAL:HG11	1:G:62:LEU:HD11	2.00	0.43
1:H:107:VAL:HG11	1:H:515:ILE:HG23	2.00	0.43
1:I:66:PHE:H	1:I:69:MET:HG3	1.83	0.43
1:K:404:ARG:HG2	1:K:404:ARG:NH1	2.33	0.43
1:K:65:LYS:HG3	1:K:65:LYS:H	1.48	0.43
1:N:43:SER:HB2	1:N:44:PHE:HD1	1.84	0.43
1:M:38:VAL:HG22	1:N:519:CYS:HB3	1.99	0.43
2:S:78:ILE:HD13	2:S:83:VAL:HG21	2.00	0.43
1:A:31:LEU:HD12	5:A:600:ADP:H5'2	2.00	0.43
1:C:222:LEU:HD12	1:C:293:ALA:HB2	1.99	0.43
1:C:54:VAL:O	1:C:58:ARG:HG3	2.18	0.43
1:I:228:SER:O	1:I:257:GLU:HB3	2.17	0.43
1:K:413:ALA:HB1	1:K:417:VAL:HB	1.99	0.43
1:K:131:LEU:HD12	1:K:422:VAL:HG11	2.00	0.43
1:M:506:TYR:O	1:M:507:ALA:C	2.57	0.43
1:N:16:MET:CG	1:N:16:MET:CE	2.92	0.43
1:N:262:LEU:HD22	1:N:273:VAL:HG21	2.01	0.43
1:A:33:PRO:HA	1:A:153:ASN:HD21	1.84	0.43
1:D:247:LEU:HB3	1:D:273:VAL:HG12	2.00	0.43
1:I:198:GLY:O	1:I:276:VAL:HG12	2.19	0.43
1:J:66:PHE:HA	1:J:69:MET:HE3	1.99	0.43
1:M:247:LEU:HB3	1:M:273:VAL:HG12	2.00	0.43
2:S:20:LYS:HB3	2:S:27:LEU:HG	1.99	0.43
2:S:7:HIS:HB3	2:S:45:ASN:HD22	1.83	0.43
1:B:259:LEU:O	1:B:263:VAL:HG23	2.18	0.43
1:D:302:SER:HB3	1:D:305:ILE:HG12	2.00	0.43
1:F:225:LYS:HG2	1:F:303:GLU:HB2	1.99	0.43
1:F:464:VAL:O	1:F:468:THR:HG23	2.18	0.43
1:G:130:GLU:OE1	1:G:425:LYS:HD2	2.18	0.43
1:G:233:MET:HB3	1:G:237:LEU:HD12	1.99	0.43
1:J:286:LYS:NZ	1:J:304:GLU:OE1	2.51	0.43
1:L:44:PHE:N	1:L:44:PHE:CD1	2.87	0.43
1:M:16:MET:CG	1:M:16:MET:CE	2.93	0.43
1:B:225:LYS:HG2	1:B:303:GLU:HB2	1.99	0.43
1:B:451:LEU:HD22	1:B:451:LEU:O	2.19	0.43
1:C:259:LEU:O	1:C:263:VAL:HG23	2.18	0.43
1:D:146:GLN:HE21	1:D:146:GLN:HB2	1.66	0.43
1:H:313:THR:HG22	1:H:314:LEU:HD12	1.99	0.43
1:I:161:LEU:HD21	1:I:185:ASP:HB3	2.01	0.43
1:N:419:LEU:HA	1:N:419:LEU:HD13	1.76	0.43

Continued on next page...

Continued from previous page...

Atom-1	Atom-2	Interatomic distance (Å)	Clash overlap (Å)
2:O:50:GLU:HG2	2:P:51:ASN:CB	2.38	0.43
1:C:419:LEU:HG	1:C:447:MET:HG2	2.01	0.43
1:E:512:GLY:O	1:E:515:ILE:HG13	2.18	0.43
1:H:197:ARG:HG2	1:H:277:LYS:O	2.18	0.43
1:H:44:PHE:CD1	1:H:44:PHE:N	2.86	0.43
1:J:43:SER:HB2	1:J:44:PHE:HD1	1.84	0.43
1:L:247:LEU:HB3	1:L:273:VAL:HG12	2.01	0.43
1:M:124:VAL:O	1:M:128:VAL:HG23	2.19	0.43
1:M:268:ARG:HD2	1:M:268:ARG:HA	1.36	0.43
1:M:451:LEU:O	1:M:452:ARG:C	2.57	0.43
1:M:73:MET:HE1	1:M:514:MET:CE	2.49	0.43
1:M:82:ASN:HB2	1:M:89:THR:OG1	2.19	0.43
2:T:7:HIS:HB3	2:T:45:ASN:HD22	1.84	0.43
1:A:455:VAL:HG11	1:A:462:PRO:HA	2.00	0.43
1:C:302:SER:HB3	1:C:305:ILE:HG12	2.01	0.43
1:D:320:ALA:HA	1:D:335:GLY:HA2	2.00	0.43
1:E:225:LYS:HG2	1:E:303:GLU:HB2	1.99	0.43
1:F:302:SER:HB3	1:F:305:ILE:HG12	2.01	0.43
1:H:404:ARG:CG	1:H:404:ARG:HH11	2.32	0.43
1:H:421:ARG:CD	1:H:474:GLY:O	2.65	0.43
1:J:43:SER:HB2	1:J:44:PHE:CD1	2.53	0.43
1:L:35:GLY:O	1:L:51:LYS:HE3	2.18	0.43
1:M:65:LYS:H	1:M:65:LYS:HG3	1.47	0.43
1:N:197:ARG:HG2	1:N:277:LYS:O	2.19	0.43
1:N:64:ASP:HB3	1:N:67:GLU:HB2	2.00	0.43
1:A:233:MET:HB3	1:A:237:LEU:HD12	1.99	0.43
1:B:421:ARG:HA	1:B:421:ARG:HD3	1.78	0.43
1:D:444:LEU:O	1:D:447:MET:HB2	2.18	0.43
1:D:22:VAL:HG11	1:D:62:LEU:HD11	2.01	0.43
1:I:247:LEU:HB3	1:I:273:VAL:HG12	2.01	0.43
1:H:38:VAL:HG22	1:I:519:CYS:HB3	2.01	0.43
1:K:149:THR:HG23	1:K:159:GLY:HA3	2.00	0.43
1:K:158:VAL:HG13	1:K:396:VAL:HG22	1.99	0.43
1:M:504:LEU:O	1:M:504:LEU:HD22	2.19	0.43
2:Q:78:ILE:HD13	2:Q:83:VAL:HG21	2.00	0.43
1:A:147:VAL:HG22	1:A:403:THR:HG22	1.99	0.43
1:A:193:MET:HG3	1:A:371:LYS:HB3	2.01	0.43
1:A:78:ALA:HB2	1:A:93:THR:OG1	2.19	0.43
1:D:233:MET:HB3	1:D:237:LEU:HD12	2.00	0.43
1:E:234:LEU:HB2	1:E:235:PRO:HD3	2.01	0.43
1:E:77:VAL:HG12	1:E:510:VAL:HG21	1.99	0.43

Continued on next page...

Continued from previous page...

Atom-1	Atom-2	Interatomic distance (Å)	Clash overlap (Å)
1:G:16:MET:HG3	1:G:520:MET:HE3	2.01	0.43
1:H:198:GLY:O	1:H:276:VAL:HG12	2.18	0.43
1:J:221:LEU:HD23	1:J:317:LEU:HD11	2.00	0.43
1:I:63:GLU:HA	1:J:3:ALA:CB	2.49	0.43
1:J:16:MET:HG2	1:J:70:GLY:HA2	2.01	0.43
1:N:262:LEU:O	1:N:266:THR:HG23	2.19	0.43
1:C:381:VAL:CG1	1:C:392:LYS:HG2	2.49	0.42
1:D:455:VAL:HG11	1:D:462:PRO:HA	2.00	0.42
1:I:172:GLU:HA	1:I:172:GLU:OE1	2.19	0.42
1:I:38:VAL:HG12	1:I:40:LEU:HD13	2.01	0.42
1:I:16:MET:HG2	1:I:70:GLY:HA2	2.01	0.42
1:L:131:LEU:HD12	1:L:422:VAL:HG11	2.00	0.42
1:L:77:VAL:HG12	1:L:78:ALA:N	2.33	0.42
1:M:31:LEU:O	1:M:32:GLY:O	2.37	0.42
2:U:78:ILE:HD13	2:U:83:VAL:HG21	2.00	0.42
1:C:225:LYS:HG2	1:C:303:GLU:HB2	2.00	0.42
1:D:130:GLU:O	1:D:133:ALA:HB3	2.19	0.42
1:D:259:LEU:O	1:D:263:VAL:HG23	2.19	0.42
1:E:381:VAL:CG1	1:E:392:LYS:HG2	2.50	0.42
1:G:461:GLU:HB2	1:G:464:VAL:HB	2.01	0.42
1:H:247:LEU:HB3	1:H:273:VAL:HG12	2.02	0.42
1:J:38:VAL:HG12	1:J:40:LEU:HD13	2.02	0.42
1:J:147:VAL:HG21	1:J:411:VAL:HG11	2.01	0.42
1:K:247:LEU:HB3	1:K:273:VAL:HG12	2.01	0.42
1:M:37:ASN:H	1:M:37:ASN:ND2	2.17	0.42
1:N:452:ARG:HH11	1:N:452:ARG:HG2	1.83	0.42
2:P:78:ILE:HD13	2:P:83:VAL:HG21	2.01	0.42
1:C:77:VAL:HG12	1:C:510:VAL:HG21	2.00	0.42
1:E:320:ALA:HA	1:E:335:GLY:HA2	2.01	0.42
1:E:519:CYS:HB3	1:F:38:VAL:HG22	2.00	0.42
1:F:31:LEU:CD1	5:F:1100:ADP:H5'2	2.50	0.42
1:F:433:ASN:OD1	1:F:436:GLN:HG3	2.19	0.42
1:F:441:LYS:HB3	1:F:445:ARG:HH21	1.83	0.42
1:H:513:LEU:HA	1:H:513:LEU:HD12	1.75	0.42
1:I:64:ASP:OD1	1:I:65:LYS:O	2.38	0.42
1:J:266:THR:HG22	1:J:273:VAL:H	1.84	0.42
1:L:96:ALA:O	1:L:100:ILE:HG13	2.19	0.42
1:L:285:ARG:HA	1:L:288:MET:HB2	2.01	0.42
1:M:504:LEU:HA	1:M:504:LEU:HD23	1.73	0.42
1:N:313:THR:HG22	1:N:314:LEU:HD12	1.99	0.42
1:N:404:ARG:HG2	1:N:404:ARG:NH1	2.34	0.42

Continued on next page...

Continued from previous page...

Atom-1	Atom-2	Interatomic distance (Å)	Clash overlap (Å)
1:B:130:GLU:OE1	1:B:425:LYS:HD2	2.19	0.42
1:B:233:MET:HB3	1:B:237:LEU:HD12	1.99	0.42
1:B:31:LEU:HD23	1:B:453:GLN:HB3	2.01	0.42
1:C:193:MET:HG3	1:C:371:LYS:HB3	2.02	0.42
1:E:247:LEU:HB3	1:E:273:VAL:HG12	2.01	0.42
1:E:510:VAL:HG12	1:E:514:MET:HE1	2.01	0.42
1:F:320:ALA:HA	1:F:335:GLY:HA2	2.01	0.42
1:G:234:LEU:HB2	1:G:235:PRO:HD3	2.01	0.42
1:I:449:ALA:N	1:I:450:PRO:CD	2.83	0.42
1:I:96:ALA:O	1:I:100:ILE:HG13	2.18	0.42
1:M:286:LYS:NZ	1:M:304:GLU:OE1	2.53	0.42
1:N:37:ASN:ND2	1:N:37:ASN:H	2.17	0.42
1:B:224:ASP:CB	1:B:302:SER:HA	2.49	0.42
1:H:200:LEU:HD13	1:H:276:VAL:HA	2.01	0.42
1:H:285:ARG:HA	1:H:288:MET:HB2	2.01	0.42
1:H:38:VAL:HG12	1:H:40:LEU:HD13	2.02	0.42
1:H:419:LEU:HA	1:H:419:LEU:HD13	1.79	0.42
1:K:262:LEU:O	1:K:266:THR:HG23	2.20	0.42
1:K:43:SER:HB2	1:K:44:PHE:HD1	1.84	0.42
1:K:513:LEU:HA	1:K:513:LEU:HD12	1.85	0.42
1:L:266:THR:HG22	1:L:273:VAL:H	1.84	0.42
1:N:66:PHE:O	1:N:67:GLU:C	2.56	0.42
1:B:23:LEU:C	1:B:23:LEU:CD1	2.88	0.42
1:H:496:PRO:HB2	1:H:499:VAL:HG13	2.02	0.42
1:I:285:ARG:HA	1:I:288:MET:HB2	2.01	0.42
1:K:295:LEU:HD23	1:K:332:ILE:HD11	2.02	0.42
2:S:50:GLU:HG3	2:S:50:GLU:O	2.20	0.42
1:A:20:VAL:HG13	1:A:74:VAL:HG11	2.00	0.42
1:A:236:VAL:O	1:A:240:VAL:HG23	2.20	0.42
1:A:247:LEU:HB3	1:A:273:VAL:HG12	2.01	0.42
1:B:302:SER:HB3	1:B:305:ILE:HG12	2.02	0.42
1:C:320:ALA:HA	1:C:335:GLY:HA2	2.01	0.42
1:D:23:LEU:C	1:D:23:LEU:CD1	2.88	0.42
1:I:37:ASN:N	1:I:37:ASN:ND2	2.68	0.42
1:I:441:LYS:HD2	1:I:441:LYS:HA	1.84	0.42
1:L:295:LEU:HD23	1:L:332:ILE:HD11	2.02	0.42
1:N:38:VAL:HG12	1:N:40:LEU:HD13	2.02	0.42
2:P:15:LYS:HB3	2:P:16:GLU:H	1.69	0.42
2:R:7:HIS:HB3	2:R:45:ASN:HD22	1.84	0.42
1:F:162:ILE:HG12	1:F:400:LEU:HD23	2.02	0.42
1:G:444:LEU:O	1:G:447:MET:HB2	2.19	0.42

Continued on next page...

Continued from previous page...

Atom-1	Atom-2	Interatomic distance (Å)	Clash overlap (Å)
1:K:37:ASN:N	1:K:37:ASN:ND2	2.68	0.42
1:M:404:ARG:CG	1:M:404:ARG:NH1	2.83	0.42
1:N:413:ALA:CB	1:N:417:VAL:HB	2.50	0.42
2:P:60:LYS:H	2:P:60:LYS:HG2	1.73	0.42
1:A:302:SER:HB3	1:A:305:ILE:HG12	2.02	0.42
1:B:222:LEU:HD12	1:B:293:ALA:HB2	2.00	0.42
1:B:461:GLU:HB2	1:B:464:VAL:HB	2.01	0.42
1:C:421:ARG:HD3	1:C:421:ARG:HA	1.76	0.42
1:C:464:VAL:O	1:C:468:THR:HG23	2.19	0.42
1:D:419:LEU:HG	1:D:447:MET:HG2	2.02	0.42
1:D:514:MET:HB2	1:D:514:MET:HE3	1.92	0.42
1:D:76:GLU:O	1:D:80:LYS:HB2	2.20	0.42
1:F:247:LEU:HB3	1:F:273:VAL:HG12	2.02	0.42
1:J:404:ARG:HH11	1:J:404:ARG:HG2	1.84	0.42
1:J:96:ALA:O	1:J:100:ILE:HG13	2.20	0.42
1:M:267:MET:O	1:M:268:ARG:CB	2.68	0.42
1:N:336:VAL:HG12	1:N:336:VAL:O	2.20	0.42
1:B:247:LEU:HB3	1:B:273:VAL:HG12	2.01	0.42
1:C:234:LEU:HB2	1:C:235:PRO:HD3	2.02	0.42
1:D:487:ASN:O	1:D:491:MET:HG3	2.20	0.42
1:D:477:GLY:HA3	1:D:488:MET:SD	2.60	0.42
1:E:366:GLN:O	1:E:369:VAL:HG22	2.19	0.42
1:H:444:LEU:HA	1:H:447:MET:CE	2.50	0.42
1:H:85:ALA:HB1	1:H:499:VAL:HG12	2.01	0.42
1:I:286:LYS:NZ	1:I:304:GLU:OE1	2.53	0.42
1:I:37:ASN:ND2	1:I:37:ASN:H	2.18	0.42
1:I:44:PHE:N	1:I:44:PHE:CD1	2.87	0.42
1:J:262:LEU:HD22	1:J:273:VAL:HG21	2.02	0.42
1:K:197:ARG:HG2	1:K:277:LYS:O	2.20	0.42
1:M:336:VAL:O	1:M:336:VAL:HG12	2.20	0.42
1:M:31:LEU:HD22	1:M:94:VAL:HG21	2.02	0.42
1:N:44:PHE:N	1:N:44:PHE:CD1	2.87	0.42
2:R:78:ILE:HD13	2:R:83:VAL:HG21	2.01	0.42
1:A:27:VAL:HG12	1:A:90:THR:HG23	2.02	0.41
1:B:234:LEU:HB2	1:B:235:PRO:HD3	2.02	0.41
1:D:33:PRO:HA	1:D:153:ASN:HD21	1.85	0.41
1:E:150:ILE:HD13	1:E:492:GLY:O	2.20	0.41
1:J:336:VAL:HG12	1:J:336:VAL:O	2.19	0.41
1:J:413:ALA:HB1	1:J:417:VAL:HB	2.01	0.41
1:J:415:GLY:N	1:J:417:VAL:HG23	2.35	0.41
1:J:44:PHE:N	1:J:44:PHE:CD1	2.88	0.41

Continued on next page...

Continued from previous page...

Atom-1	Atom-2	Interatomic distance (Å)	Clash overlap (Å)
1:K:404:ARG:HH11	1:K:404:ARG:CG	2.32	0.41
1:M:285:ARG:HA	1:M:288:MET:HB2	2.02	0.41
1:N:404:ARG:HH11	1:N:404:ARG:CG	2.33	0.41
1:N:451:LEU:O	1:N:452:ARG:C	2.58	0.41
1:A:32:GLY:HA2	5:A:600:ADP:H5'1	2.01	0.41
1:A:39:VAL:HB	1:G:520:MET:HG2	2.02	0.41
1:C:124:VAL:HG21	1:C:508:ALA:HB2	2.02	0.41
1:C:42:LYS:O	1:C:43:SER:C	2.59	0.41
1:E:225:LYS:HG3	1:E:225:LYS:H	1.66	0.41
1:G:100:ILE:HG13	1:G:511:ALA:CB	2.50	0.41
1:H:262:LEU:O	1:H:266:THR:HG23	2.20	0.41
1:H:77:VAL:HG12	1:H:78:ALA:N	2.35	0.41
1:I:415:GLY:N	1:I:417:VAL:HG23	2.34	0.41
1:K:285:ARG:HA	1:K:288:MET:HB2	2.02	0.41
1:K:433:ASN:HD22	1:K:433:ASN:HA	1.63	0.41
1:K:77:VAL:HG13	1:K:506:TYR:HB3	2.01	0.41
1:L:286:LYS:NZ	1:L:304:GLU:OE1	2.54	0.41
1:M:385:THR:HG23	1:M:388:GLU:CB	2.49	0.41
1:M:413:ALA:CB	1:M:417:VAL:HB	2.50	0.41
1:M:449:ALA:N	1:M:450:PRO:CD	2.83	0.41
1:M:95:LEU:O	1:M:98:ALA:N	2.51	0.41
1:N:415:GLY:N	1:N:417:VAL:HG23	2.35	0.41
1:G:259:LEU:O	1:G:263:VAL:HG23	2.19	0.41
1:H:336:VAL:O	1:H:336:VAL:HG12	2.20	0.41
1:K:417:VAL:HG21	1:K:488:MET:HG3	2.03	0.41
1:L:262:LEU:O	1:L:266:THR:HG23	2.20	0.41
1:L:77:VAL:HG13	1:L:506:TYR:HB3	2.01	0.41
1:M:462:PRO:O	1:M:463:SER:C	2.59	0.41
1:N:147:VAL:HG21	1:N:411:VAL:HG11	2.02	0.41
1:A:238:GLU:HA	1:A:238:GLU:OE2	2.20	0.41
1:A:222:LEU:HD12	1:A:293:ALA:HB2	2.01	0.41
1:C:162:ILE:HG12	1:C:400:LEU:HD23	2.02	0.41
1:C:513:LEU:HA	1:C:513:LEU:HD23	1.81	0.41
1:D:100:ILE:HG13	1:D:511:ALA:CB	2.50	0.41
1:J:479:ASN:C	1:J:479:ASN:OD1	2.58	0.41
1:J:504:LEU:HD23	1:J:504:LEU:HA	1.83	0.41
1:K:38:VAL:HG12	1:K:40:LEU:HD13	2.02	0.41
1:K:44:PHE:CD1	1:K:44:PHE:N	2.88	0.41
1:J:40:LEU:HD12	1:K:521:VAL:HB	2.01	0.41
2:R:50:GLU:O	2:R:50:GLU:HG3	2.21	0.41
2:T:50:GLU:O	2:T:50:GLU:HG3	2.20	0.41

Continued on next page...

Continued from previous page...

Atom-1	Atom-2	Interatomic distance (Å)	Clash overlap (Å)
1:A:259:LEU:O	1:A:263:VAL:HG23	2.19	0.41
1:C:247:LEU:HB3	1:C:273:VAL:HG12	2.01	0.41
1:G:246:PRO:HB3	1:G:272:LYS:HB3	2.03	0.41
1:G:302:SER:HB3	1:G:305:ILE:HG12	2.03	0.41
1:I:104:LEU:HA	1:I:104:LEU:HD12	1.76	0.41
1:I:200:LEU:HD13	1:I:276:VAL:HA	2.02	0.41
1:J:15:LYS:HA	1:J:15:LYS:HD2	1.96	0.41
1:J:285:ARG:HA	1:J:288:MET:HB2	2.03	0.41
1:K:200:LEU:HD13	1:K:276:VAL:HA	2.03	0.41
1:L:455:VAL:HG13	1:L:460:GLU:HB2	2.02	0.41
1:K:63:GLU:HB2	1:L:524:LEU:HD11	2.02	0.41
1:A:103:GLY:HA3	1:A:515:ILE:HG21	2.02	0.41
1:B:111:MET:HG3	1:B:435:ASP:OD1	2.21	0.41
1:C:130:GLU:OE1	1:C:425:LYS:HD2	2.20	0.41
1:C:433:ASN:OD1	1:C:436:GLN:HG3	2.20	0.41
1:D:501:ARG:HD3	1:D:505:GLN:OE1	2.20	0.41
1:G:247:LEU:HB3	1:G:273:VAL:HG12	2.02	0.41
1:G:33:PRO:HA	1:G:153:ASN:ND2	2.33	0.41
1:H:295:LEU:HD23	1:H:332:ILE:HD11	2.03	0.41
1:I:175:ILE:CG2	1:I:400:LEU:HD11	2.51	0.41
1:J:198:GLY:O	1:J:276:VAL:HG12	2.20	0.41
1:L:336:VAL:O	1:L:336:VAL:HG12	2.20	0.41
1:M:49:ILE:HG21	1:N:513:LEU:HG	2.02	0.41
1:A:224:ASP:CB	1:A:302:SER:HA	2.51	0.41
1:B:444:LEU:O	1:B:447:MET:HB2	2.21	0.41
1:D:236:VAL:O	1:D:240:VAL:HG23	2.21	0.41
1:E:193:MET:HG3	1:E:371:LYS:HB3	2.02	0.41
1:G:479:ASN:ND2	1:G:493:ILE:HD11	2.34	0.41
1:H:82:ASN:HB2	1:H:89:THR:OG1	2.21	0.41
1:I:426:LEU:HD12	1:I:444:LEU:HD21	2.02	0.41
1:K:267:MET:O	1:K:268:ARG:CB	2.68	0.41
1:K:286:LYS:NZ	1:K:304:GLU:OE1	2.54	0.41
1:K:85:ALA:HB1	1:K:499:VAL:HG12	2.02	0.41
1:N:198:GLY:O	1:N:276:VAL:HG12	2.19	0.41
1:N:285:ARG:HA	1:N:288:MET:HB2	2.03	0.41
2:Q:50:GLU:HG3	2:Q:50:GLU:O	2.20	0.41
1:C:461:GLU:HB2	1:C:464:VAL:HB	2.03	0.41
1:D:234:LEU:HB2	1:D:235:PRO:HD3	2.03	0.41
1:E:302:SER:HB3	1:E:305:ILE:HG12	2.03	0.41
1:G:263:VAL:HG12	1:G:267:MET:HE3	2.03	0.41
1:I:358:SER:HB3	1:I:361:ASP:OD1	2.21	0.41

Continued on next page...

Continued from previous page...

Atom-1	Atom-2	Interatomic distance (Å)	Clash overlap (Å)
1:I:448:GLU:O	1:I:452:ARG:HD2	2.21	0.41
1:I:77:VAL:HG12	1:I:78:ALA:N	2.36	0.41
1:J:262:LEU:O	1:J:266:THR:HG23	2.21	0.41
2:O:78:ILE:HD13	2:O:83:VAL:HG21	2.02	0.41
2:P:7:HIS:NE2	2:P:48:ILE:HD11	2.36	0.41
1:A:477:GLY:CA	1:A:488:MET:SD	3.07	0.41
1:A:512:GLY:O	1:A:515:ILE:HG13	2.20	0.41
1:B:381:VAL:CG1	1:B:392:LYS:HG2	2.51	0.41
1:C:20:VAL:HG13	1:C:74:VAL:HG21	2.03	0.41
1:D:78:ALA:HB2	1:D:93:THR:OG1	2.21	0.41
1:F:147:VAL:HG22	1:F:403:THR:HG22	2.02	0.41
1:H:21:ASN:HA	1:H:21:ASN:HD22	1.61	0.41
1:H:262:LEU:HD22	1:H:273:VAL:HG21	2.03	0.41
1:H:37:ASN:ND2	1:H:37:ASN:N	2.68	0.41
1:M:197:ARG:HG2	1:M:277:LYS:O	2.21	0.41
1:M:198:GLY:O	1:M:276:VAL:HG12	2.21	0.41
2:U:50:GLU:HG3	2:U:50:GLU:O	2.20	0.41
2:U:60:LYS:HG2	2:U:60:LYS:H	1.75	0.41
1:D:193:MET:HG3	1:D:371:LYS:HB3	2.03	0.41
1:E:130:GLU:O	1:E:133:ALA:HB3	2.21	0.41
1:K:444:LEU:HA	1:K:444:LEU:HD23	1.92	0.41
1:M:447:MET:CG	1:M:447:MET:CE	2.95	0.41
1:N:266:THR:HG22	1:N:273:VAL:H	1.85	0.41
2:T:78:ILE:HD13	2:T:83:VAL:HG21	2.03	0.41
1:A:514:MET:HB2	1:A:514:MET:HE3	1.86	0.41
1:C:246:PRO:HB3	1:C:272:LYS:HB3	2.03	0.41
1:C:455:VAL:CG1	1:C:462:PRO:HA	2.51	0.41
1:D:263:VAL:HG12	1:D:267:MET:HE3	2.03	0.41
1:F:451:LEU:O	1:F:451:LEU:HD22	2.21	0.41
1:G:147:VAL:HG22	1:G:403:THR:HG22	2.02	0.41
1:I:266:THR:HG22	1:I:273:VAL:H	1.85	0.41
1:J:21:ASN:HD22	1:J:21:ASN:HA	1.63	0.41
1:K:100:ILE:CG2	1:K:104:LEU:HD22	2.51	0.41
1:M:193:MET:HG2	1:M:194:GLN:N	2.37	0.41
1:M:262:LEU:HD22	1:M:273:VAL:HG21	2.03	0.41
1:N:221:LEU:HD23	1:N:317:LEU:HD11	2.03	0.41
1:N:513:LEU:HA	1:N:513:LEU:HD12	1.85	0.41
1:B:247:LEU:O	1:B:273:VAL:HA	2.22	0.40
5:G:1200:ADP:O3B	6:G:1202:AF3:F3	2.30	0.40
1:H:232:GLU:HA	1:H:310:GLU:HG2	2.03	0.40
1:J:197:ARG:HG2	1:J:277:LYS:O	2.21	0.40

Continued on next page...

Continued from previous page...

Atom-1	Atom-2	Interatomic distance (Å)	Clash overlap (Å)
1:L:104:LEU:HA	1:L:104:LEU:HD12	1.77	0.40
1:M:172:GLU:HA	1:M:172:GLU:OE1	2.21	0.40
1:M:455:VAL:HG21	1:M:465:VAL:HG11	2.03	0.40
1:N:193:MET:HG2	1:N:194:GLN:N	2.36	0.40
1:N:247:LEU:HB3	1:N:273:VAL:HG12	2.03	0.40
1:N:66:PHE:HA	1:N:69:MET:HE3	2.03	0.40
1:C:124:VAL:HG13	1:C:504:LEU:HD13	2.03	0.40
1:C:466:ALA:O	1:C:467:ASN:C	2.58	0.40
1:D:429:LEU:HD12	1:D:429:LEU:HA	1.91	0.40
1:D:16:MET:HG3	1:D:520:MET:HE3	2.02	0.40
1:F:31:LEU:HD12	5:F:1100:ADP:H5'2	2.04	0.40
1:H:266:THR:HG22	1:H:273:VAL:H	1.86	0.40
1:I:106:ALA:O	1:I:109:ALA:HB3	2.21	0.40
1:I:31:LEU:O	1:I:32:GLY:O	2.39	0.40
1:K:266:THR:HG22	1:K:273:VAL:H	1.86	0.40
1:M:415:GLY:O	1:M:451:LEU:HD12	2.22	0.40
1:N:479:ASN:OD1	1:N:479:ASN:C	2.59	0.40
1:N:504:LEU:HD23	1:N:504:LEU:HA	1.90	0.40
1:A:165:ALA:O	1:A:169:VAL:HG22	2.22	0.40
1:E:246:PRO:HB3	1:E:272:LYS:HB3	2.04	0.40
1:F:32:GLY:HA2	5:F:1100:ADP:H5'1	2.04	0.40
1:G:224:ASP:CB	1:G:302:SER:HA	2.51	0.40
1:G:419:LEU:HG	1:G:447:MET:HG2	2.03	0.40
1:I:270:ILE:HG23	1:J:229:ASN:HD21	1.86	0.40
1:K:107:VAL:HG11	1:K:515:ILE:HG23	2.02	0.40
1:K:31:LEU:HD22	1:K:94:VAL:HG21	2.02	0.40
1:G:502:SER:O	1:G:503:ALA:C	2.57	0.40
1:I:262:LEU:HD22	1:I:273:VAL:HG21	2.03	0.40
1:I:262:LEU:O	1:I:266:THR:HG23	2.22	0.40
1:I:336:VAL:O	1:I:336:VAL:HG12	2.21	0.40
1:I:413:ALA:HB1	1:I:417:VAL:HB	2.02	0.40
1:J:131:LEU:HD12	1:J:422:VAL:HG11	2.03	0.40
1:M:100:ILE:CG2	1:M:104:LEU:HD22	2.52	0.40
1:M:450:PRO:O	1:M:454:ILE:HG12	2.21	0.40
1:M:58:ARG:HB2	1:M:58:ARG:CZ	2.51	0.40
1:N:267:MET:O	1:N:268:ARG:CB	2.70	0.40
1:B:246:PRO:HB3	1:B:272:LYS:HB3	2.04	0.40
1:C:224:ASP:CB	1:C:302:SER:HA	2.51	0.40
1:D:225:LYS:HG3	1:D:225:LYS:H	1.66	0.40
1:E:461:GLU:HB2	1:E:464:VAL:HB	2.04	0.40
1:M:43:SER:HB2	1:M:44:PHE:HD1	1.86	0.40

Continued on next page...

Continued from previous page...

Atom-1	Atom-2	Interatomic distance (Å)	Clash overlap (Å)
2:T:7:HIS:NE2	2:T:48:ILE:HD11	2.37	0.40

There are no symmetry-related clashes.

5.3 Torsion angles [i](#)

5.3.1 Protein backbone [i](#)

In the following table, the Percentiles column shows the percent Ramachandran outliers of the chain as a percentile score with respect to all X-ray entries followed by that with respect to entries of similar resolution.

The Analysed column shows the number of residues for which the backbone conformation was analysed, and the total number of residues.

Mol	Chain	Analysed	Favoured	Allowed	Outliers	Percentiles	
1	A	522/524 (100%)	486 (93%)	32 (6%)	4 (1%)	22	55
1	B	522/524 (100%)	486 (93%)	32 (6%)	4 (1%)	22	55
1	C	522/524 (100%)	484 (93%)	34 (6%)	4 (1%)	22	55
1	D	522/524 (100%)	486 (93%)	31 (6%)	5 (1%)	18	50
1	E	522/524 (100%)	488 (94%)	30 (6%)	4 (1%)	22	55
1	F	522/524 (100%)	487 (93%)	31 (6%)	4 (1%)	22	55
1	G	522/524 (100%)	489 (94%)	29 (6%)	4 (1%)	22	55
1	H	522/524 (100%)	483 (92%)	33 (6%)	6 (1%)	17	47
1	I	522/524 (100%)	480 (92%)	36 (7%)	6 (1%)	17	47
1	J	522/524 (100%)	477 (91%)	39 (8%)	6 (1%)	17	47
1	K	522/524 (100%)	483 (92%)	33 (6%)	6 (1%)	17	47
1	L	522/524 (100%)	485 (93%)	31 (6%)	6 (1%)	17	47
1	M	522/524 (100%)	468 (90%)	42 (8%)	12 (2%)	7	25
1	N	522/524 (100%)	479 (92%)	37 (7%)	6 (1%)	17	47
2	O	95/97 (98%)	74 (78%)	18 (19%)	3 (3%)	5	16
2	P	95/97 (98%)	74 (78%)	17 (18%)	4 (4%)	3	10
2	Q	95/97 (98%)	74 (78%)	16 (17%)	5 (5%)	2	7
2	R	95/97 (98%)	74 (78%)	17 (18%)	4 (4%)	3	10
2	S	95/97 (98%)	74 (78%)	18 (19%)	3 (3%)	5	16

Continued on next page...

Continued from previous page...

Mol	Chain	Analysed	Favoured	Allowed	Outliers	Percentiles	
2	T	95/97 (98%)	74 (78%)	16 (17%)	5 (5%)	2	7
2	U	95/97 (98%)	73 (77%)	18 (19%)	4 (4%)	3	10
All	All	7973/8015 (100%)	7278 (91%)	590 (7%)	105 (1%)	14	41

All (105) Ramachandran outliers are listed below:

Mol	Chain	Res	Type
1	A	44	PHE
1	A	337	GLY
1	B	44	PHE
1	B	337	GLY
1	C	44	PHE
1	C	337	GLY
1	D	44	PHE
1	D	337	GLY
1	E	44	PHE
1	E	337	GLY
1	F	44	PHE
1	F	337	GLY
1	G	44	PHE
1	G	337	GLY
1	K	66	PHE
1	M	66	PHE
1	N	66	PHE
2	O	7	HIS
2	P	7	HIS
2	Q	7	HIS
2	R	7	HIS
2	S	7	HIS
2	T	7	HIS
2	U	7	HIS
1	H	32	GLY
1	H	43	SER
1	H	66	PHE
1	H	270	ILE
1	I	32	GLY
1	I	43	SER
1	I	66	PHE
1	I	270	ILE
1	J	32	GLY
1	J	43	SER

Continued on next page...

Continued from previous page...

Mol	Chain	Res	Type
1	J	66	PHE
1	J	270	ILE
1	K	32	GLY
1	K	43	SER
1	K	270	ILE
1	L	32	GLY
1	L	43	SER
1	L	66	PHE
1	L	270	ILE
1	M	32	GLY
1	M	43	SER
1	M	270	ILE
1	N	32	GLY
1	N	43	SER
1	N	270	ILE
2	O	21	SER
2	O	52	GLY
2	P	21	SER
2	P	52	GLY
2	Q	21	SER
2	Q	52	GLY
2	R	21	SER
2	R	52	GLY
2	S	21	SER
2	S	52	GLY
2	T	52	GLY
2	U	21	SER
2	U	52	GLY
1	A	205	ILE
1	M	85	ALA
1	M	463	SER
2	T	21	SER
1	B	205	ILE
1	C	205	ILE
1	D	205	ILE
1	E	205	ILE
1	F	205	ILE
1	G	205	ILE
1	M	462	PRO
1	D	58	ARG
1	I	462	PRO
1	M	413	ALA

Continued on next page...

Continued from previous page...

Mol	Chain	Res	Type
1	M	457	ASN
1	M	509	SER
2	P	53	GLU
2	R	20	LYS
2	T	20	LYS
2	T	53	GLU
2	U	49	LEU
1	H	462	PRO
1	K	462	PRO
1	L	462	PRO
1	M	89	THR
2	Q	20	LYS
2	Q	53	GLU
1	I	256	GLY
1	J	256	GLY
1	J	462	PRO
1	K	256	GLY
1	H	256	GLY
1	L	256	GLY
1	M	256	GLY
1	N	256	GLY
1	A	305	ILE
1	E	305	ILE
1	F	305	ILE
1	G	305	ILE
1	N	462	PRO
1	B	305	ILE
1	C	305	ILE
1	D	305	ILE

5.3.2 Protein sidechains ⓘ

In the following table, the Percentiles column shows the percent sidechain outliers of the chain as a percentile score with respect to all X-ray entries followed by that with respect to entries of similar resolution.

The Analysed column shows the number of residues for which the sidechain conformation was analysed, and the total number of residues.

Mol	Chain	Analysed	Rotameric	Outliers	Percentiles	
1	A	404/404 (100%)	352 (87%)	52 (13%)	5	15
1	B	404/404 (100%)	354 (88%)	50 (12%)	5	16

Continued on next page...

Continued from previous page...

Mol	Chain	Analysed	Rotameric	Outliers	Percentiles	
1	C	404/404 (100%)	353 (87%)	51 (13%)	5	16
1	D	404/404 (100%)	351 (87%)	53 (13%)	5	14
1	E	404/404 (100%)	352 (87%)	52 (13%)	5	15
1	F	404/404 (100%)	352 (87%)	52 (13%)	5	15
1	G	404/404 (100%)	352 (87%)	52 (13%)	5	15
1	H	404/404 (100%)	344 (85%)	60 (15%)	3	10
1	I	404/404 (100%)	343 (85%)	61 (15%)	3	10
1	J	404/404 (100%)	344 (85%)	60 (15%)	3	10
1	K	404/404 (100%)	342 (85%)	62 (15%)	3	9
1	L	404/404 (100%)	345 (85%)	59 (15%)	3	11
1	M	404/404 (100%)	342 (85%)	62 (15%)	3	9
1	N	404/404 (100%)	345 (85%)	59 (15%)	3	11
2	O	80/80 (100%)	67 (84%)	13 (16%)	3	8
2	P	80/80 (100%)	67 (84%)	13 (16%)	3	8
2	Q	80/80 (100%)	67 (84%)	13 (16%)	3	8
2	R	80/80 (100%)	67 (84%)	13 (16%)	3	8
2	S	80/80 (100%)	67 (84%)	13 (16%)	3	8
2	T	80/80 (100%)	67 (84%)	13 (16%)	3	8
2	U	80/80 (100%)	67 (84%)	13 (16%)	3	8
All	All	6216/6216 (100%)	5340 (86%)	876 (14%)	4	12

All (876) residues with a non-rotameric sidechain are listed below:

Mol	Chain	Res	Type
1	A	6	VAL
1	A	18	ARG
1	A	23	LEU
1	A	28	LYS
1	A	43	SER
1	A	44	PHE
1	A	48	THR
1	A	62	LEU
1	A	74	VAL
1	A	97	GLN
1	A	111	MET

Continued on next page...

Continued from previous page...

Mol	Chain	Res	Type
1	A	129	GLU
1	A	132	LYS
1	A	138	CYS
1	A	147	VAL
1	A	153	ASN
1	A	168	LYS
1	A	176	THR
1	A	177	VAL
1	A	178	GLU
1	A	183	LEU
1	A	184	GLN
1	A	197	ARG
1	A	225	LYS
1	A	229	ASN
1	A	237	LEU
1	A	268	ARG
1	A	281	PHE
1	A	284	ARG
1	A	288	MET
1	A	322	ARG
1	A	345	ARG
1	A	350	ARG
1	A	351	GLN
1	A	366	GLN
1	A	391	GLU
1	A	398	ASP
1	A	400	LEU
1	A	417	VAL
1	A	419	LEU
1	A	420	ILE
1	A	421	ARG
1	A	422	VAL
1	A	430	ARG
1	A	445	ARG
1	A	451	LEU
1	A	452	ARG
1	A	461	GLU
1	A	494	LEU
1	A	504	LEU
1	A	510	VAL
1	A	514	MET
1	B	6	VAL

Continued on next page...

Continued from previous page...

Mol	Chain	Res	Type
1	B	18	ARG
1	B	23	LEU
1	B	43	SER
1	B	44	PHE
1	B	48	THR
1	B	62	LEU
1	B	74	VAL
1	B	97	GLN
1	B	111	MET
1	B	129	GLU
1	B	132	LYS
1	B	147	VAL
1	B	153	ASN
1	B	168	LYS
1	B	176	THR
1	B	177	VAL
1	B	178	GLU
1	B	183	LEU
1	B	184	GLN
1	B	185	ASP
1	B	197	ARG
1	B	225	LYS
1	B	229	ASN
1	B	237	LEU
1	B	281	PHE
1	B	284	ARG
1	B	288	MET
1	B	322	ARG
1	B	345	ARG
1	B	351	GLN
1	B	366	GLN
1	B	391	GLU
1	B	398	ASP
1	B	400	LEU
1	B	417	VAL
1	B	419	LEU
1	B	420	ILE
1	B	421	ARG
1	B	422	VAL
1	B	445	ARG
1	B	451	LEU
1	B	452	ARG

Continued on next page...

Continued from previous page...

Mol	Chain	Res	Type
1	B	461	GLU
1	B	462	PRO
1	B	463	SER
1	B	494	LEU
1	B	504	LEU
1	B	510	VAL
1	B	514	MET
1	C	6	VAL
1	C	18	ARG
1	C	23	LEU
1	C	28	LYS
1	C	43	SER
1	C	44	PHE
1	C	48	THR
1	C	62	LEU
1	C	74	VAL
1	C	80	LYS
1	C	97	GLN
1	C	111	MET
1	C	129	GLU
1	C	132	LYS
1	C	138	CYS
1	C	147	VAL
1	C	153	ASN
1	C	168	LYS
1	C	176	THR
1	C	177	VAL
1	C	178	GLU
1	C	183	LEU
1	C	184	GLN
1	C	185	ASP
1	C	225	LYS
1	C	229	ASN
1	C	237	LEU
1	C	281	PHE
1	C	284	ARG
1	C	288	MET
1	C	322	ARG
1	C	345	ARG
1	C	350	ARG
1	C	351	GLN
1	C	366	GLN

Continued on next page...

Continued from previous page...

Mol	Chain	Res	Type
1	C	391	GLU
1	C	398	ASP
1	C	400	LEU
1	C	417	VAL
1	C	419	LEU
1	C	420	ILE
1	C	421	ARG
1	C	422	VAL
1	C	430	ARG
1	C	445	ARG
1	C	451	LEU
1	C	452	ARG
1	C	461	GLU
1	C	494	LEU
1	C	504	LEU
1	C	510	VAL
1	D	6	VAL
1	D	18	ARG
1	D	23	LEU
1	D	28	LYS
1	D	43	SER
1	D	44	PHE
1	D	48	THR
1	D	62	LEU
1	D	74	VAL
1	D	80	LYS
1	D	97	GLN
1	D	111	MET
1	D	129	GLU
1	D	132	LYS
1	D	138	CYS
1	D	147	VAL
1	D	153	ASN
1	D	168	LYS
1	D	176	THR
1	D	177	VAL
1	D	178	GLU
1	D	183	LEU
1	D	184	GLN
1	D	197	ARG
1	D	225	LYS
1	D	229	ASN

Continued on next page...

Continued from previous page...

Mol	Chain	Res	Type
1	D	237	LEU
1	D	268	ARG
1	D	281	PHE
1	D	284	ARG
1	D	288	MET
1	D	322	ARG
1	D	345	ARG
1	D	350	ARG
1	D	351	GLN
1	D	366	GLN
1	D	391	GLU
1	D	398	ASP
1	D	400	LEU
1	D	417	VAL
1	D	419	LEU
1	D	420	ILE
1	D	421	ARG
1	D	422	VAL
1	D	445	ARG
1	D	451	LEU
1	D	452	ARG
1	D	461	GLU
1	D	463	SER
1	D	494	LEU
1	D	504	LEU
1	D	510	VAL
1	D	514	MET
1	E	6	VAL
1	E	18	ARG
1	E	23	LEU
1	E	43	SER
1	E	44	PHE
1	E	62	LEU
1	E	74	VAL
1	E	80	LYS
1	E	97	GLN
1	E	111	MET
1	E	129	GLU
1	E	132	LYS
1	E	138	CYS
1	E	147	VAL
1	E	153	ASN

Continued on next page...

Continued from previous page...

Mol	Chain	Res	Type
1	E	168	LYS
1	E	176	THR
1	E	177	VAL
1	E	178	GLU
1	E	183	LEU
1	E	184	GLN
1	E	185	ASP
1	E	197	ARG
1	E	225	LYS
1	E	229	ASN
1	E	237	LEU
1	E	281	PHE
1	E	284	ARG
1	E	288	MET
1	E	322	ARG
1	E	345	ARG
1	E	350	ARG
1	E	351	GLN
1	E	366	GLN
1	E	391	GLU
1	E	398	ASP
1	E	400	LEU
1	E	417	VAL
1	E	419	LEU
1	E	420	ILE
1	E	421	ARG
1	E	422	VAL
1	E	430	ARG
1	E	445	ARG
1	E	451	LEU
1	E	452	ARG
1	E	461	GLU
1	E	462	PRO
1	E	494	LEU
1	E	504	LEU
1	E	510	VAL
1	E	514	MET
1	F	6	VAL
1	F	18	ARG
1	F	23	LEU
1	F	28	LYS
1	F	43	SER

Continued on next page...

Continued from previous page...

Mol	Chain	Res	Type
1	F	44	PHE
1	F	48	THR
1	F	62	LEU
1	F	74	VAL
1	F	80	LYS
1	F	97	GLN
1	F	111	MET
1	F	129	GLU
1	F	132	LYS
1	F	138	CYS
1	F	147	VAL
1	F	153	ASN
1	F	168	LYS
1	F	176	THR
1	F	177	VAL
1	F	178	GLU
1	F	183	LEU
1	F	184	GLN
1	F	185	ASP
1	F	225	LYS
1	F	229	ASN
1	F	237	LEU
1	F	281	PHE
1	F	284	ARG
1	F	288	MET
1	F	322	ARG
1	F	345	ARG
1	F	350	ARG
1	F	351	GLN
1	F	366	GLN
1	F	391	GLU
1	F	398	ASP
1	F	400	LEU
1	F	417	VAL
1	F	419	LEU
1	F	420	ILE
1	F	421	ARG
1	F	422	VAL
1	F	445	ARG
1	F	451	LEU
1	F	452	ARG
1	F	461	GLU

Continued on next page...

Continued from previous page...

Mol	Chain	Res	Type
1	F	463	SER
1	F	494	LEU
1	F	504	LEU
1	F	510	VAL
1	F	514	MET
1	G	6	VAL
1	G	18	ARG
1	G	23	LEU
1	G	28	LYS
1	G	43	SER
1	G	44	PHE
1	G	48	THR
1	G	62	LEU
1	G	74	VAL
1	G	80	LYS
1	G	97	GLN
1	G	111	MET
1	G	129	GLU
1	G	132	LYS
1	G	138	CYS
1	G	147	VAL
1	G	153	ASN
1	G	168	LYS
1	G	176	THR
1	G	177	VAL
1	G	178	GLU
1	G	183	LEU
1	G	184	GLN
1	G	185	ASP
1	G	225	LYS
1	G	229	ASN
1	G	237	LEU
1	G	268	ARG
1	G	281	PHE
1	G	284	ARG
1	G	288	MET
1	G	322	ARG
1	G	345	ARG
1	G	350	ARG
1	G	351	GLN
1	G	366	GLN
1	G	391	GLU

Continued on next page...

Continued from previous page...

Mol	Chain	Res	Type
1	G	398	ASP
1	G	400	LEU
1	G	417	VAL
1	G	419	LEU
1	G	420	ILE
1	G	421	ARG
1	G	422	VAL
1	G	445	ARG
1	G	451	LEU
1	G	461	GLU
1	G	463	SER
1	G	494	LEU
1	G	504	LEU
1	G	510	VAL
1	G	514	MET
1	H	7	LYS
1	H	16	MET
1	H	23	LEU
1	H	37	ASN
1	H	40	LEU
1	H	42	LYS
1	H	43	SER
1	H	55	SER
1	H	65	LYS
1	H	67	GLU
1	H	77	VAL
1	H	87	ASP
1	H	104	LEU
1	H	114	MET
1	H	129	GLU
1	H	141	SER
1	H	147	VAL
1	H	172	GLU
1	H	189	VAL
1	H	197	ARG
1	H	210	THR
1	H	221	LEU
1	H	230	ILE
1	H	232	GLU
1	H	233	MET
1	H	247	LEU
1	H	248	LEU

Continued on next page...

Continued from previous page...

Mol	Chain	Res	Type
1	H	255	GLU
1	H	267	MET
1	H	268	ARG
1	H	272	LYS
1	H	284	ARG
1	H	288	MET
1	H	328	ASP
1	H	329	THR
1	H	331	THR
1	H	343	GLN
1	H	354	GLU
1	H	355	GLU
1	H	359	ASP
1	H	364	LYS
1	H	378	VAL
1	H	385	THR
1	H	389	MET
1	H	401	HIS
1	H	404	ARG
1	H	419	LEU
1	H	420	ILE
1	H	421	ARG
1	H	426	LEU
1	H	432	GLN
1	H	433	ASN
1	H	436	GLN
1	H	441	LYS
1	H	454	ILE
1	H	468	THR
1	H	483	GLU
1	H	504	LEU
1	H	509	SER
1	H	513	LEU
1	I	7	LYS
1	I	16	MET
1	I	23	LEU
1	I	37	ASN
1	I	40	LEU
1	I	42	LYS
1	I	43	SER
1	I	55	SER
1	I	65	LYS

Continued on next page...

Continued from previous page...

Mol	Chain	Res	Type
1	I	77	VAL
1	I	87	ASP
1	I	104	LEU
1	I	107	VAL
1	I	114	MET
1	I	129	GLU
1	I	141	SER
1	I	147	VAL
1	I	172	GLU
1	I	189	VAL
1	I	197	ARG
1	I	210	THR
1	I	221	LEU
1	I	230	ILE
1	I	232	GLU
1	I	233	MET
1	I	247	LEU
1	I	248	LEU
1	I	255	GLU
1	I	267	MET
1	I	268	ARG
1	I	272	LYS
1	I	284	ARG
1	I	288	MET
1	I	328	ASP
1	I	329	THR
1	I	331	THR
1	I	343	GLN
1	I	354	GLU
1	I	355	GLU
1	I	359	ASP
1	I	364	LYS
1	I	378	VAL
1	I	385	THR
1	I	389	MET
1	I	401	HIS
1	I	404	ARG
1	I	419	LEU
1	I	420	ILE
1	I	421	ARG
1	I	426	LEU
1	I	432	GLN

Continued on next page...

Continued from previous page...

Mol	Chain	Res	Type
1	I	433	ASN
1	I	436	GLN
1	I	441	LYS
1	I	451	LEU
1	I	454	ILE
1	I	468	THR
1	I	483	GLU
1	I	504	LEU
1	I	509	SER
1	I	513	LEU
1	J	7	LYS
1	J	16	MET
1	J	23	LEU
1	J	37	ASN
1	J	40	LEU
1	J	42	LYS
1	J	43	SER
1	J	55	SER
1	J	65	LYS
1	J	77	VAL
1	J	87	ASP
1	J	104	LEU
1	J	107	VAL
1	J	114	MET
1	J	129	GLU
1	J	141	SER
1	J	147	VAL
1	J	172	GLU
1	J	189	VAL
1	J	197	ARG
1	J	210	THR
1	J	221	LEU
1	J	230	ILE
1	J	232	GLU
1	J	233	MET
1	J	247	LEU
1	J	248	LEU
1	J	255	GLU
1	J	267	MET
1	J	268	ARG
1	J	272	LYS
1	J	284	ARG

Continued on next page...

Continued from previous page...

Mol	Chain	Res	Type
1	J	288	MET
1	J	328	ASP
1	J	329	THR
1	J	331	THR
1	J	343	GLN
1	J	354	GLU
1	J	355	GLU
1	J	359	ASP
1	J	364	LYS
1	J	378	VAL
1	J	385	THR
1	J	389	MET
1	J	401	HIS
1	J	404	ARG
1	J	419	LEU
1	J	420	ILE
1	J	421	ARG
1	J	426	LEU
1	J	432	GLN
1	J	433	ASN
1	J	441	LYS
1	J	452	ARG
1	J	454	ILE
1	J	468	THR
1	J	483	GLU
1	J	504	LEU
1	J	509	SER
1	J	513	LEU
1	K	7	LYS
1	K	16	MET
1	K	23	LEU
1	K	27	VAL
1	K	37	ASN
1	K	40	LEU
1	K	42	LYS
1	K	43	SER
1	K	55	SER
1	K	59	GLU
1	K	65	LYS
1	K	77	VAL
1	K	87	ASP
1	K	101	THR

Continued on next page...

Continued from previous page...

Mol	Chain	Res	Type
1	K	104	LEU
1	K	107	VAL
1	K	114	MET
1	K	129	GLU
1	K	141	SER
1	K	147	VAL
1	K	172	GLU
1	K	189	VAL
1	K	197	ARG
1	K	210	THR
1	K	221	LEU
1	K	230	ILE
1	K	232	GLU
1	K	233	MET
1	K	247	LEU
1	K	248	LEU
1	K	255	GLU
1	K	267	MET
1	K	268	ARG
1	K	272	LYS
1	K	284	ARG
1	K	288	MET
1	K	328	ASP
1	K	329	THR
1	K	331	THR
1	K	343	GLN
1	K	354	GLU
1	K	355	GLU
1	K	359	ASP
1	K	364	LYS
1	K	385	THR
1	K	389	MET
1	K	401	HIS
1	K	404	ARG
1	K	419	LEU
1	K	420	ILE
1	K	421	ARG
1	K	426	LEU
1	K	432	GLN
1	K	433	ASN
1	K	441	LYS
1	K	452	ARG

Continued on next page...

Continued from previous page...

Mol	Chain	Res	Type
1	K	454	ILE
1	K	468	THR
1	K	483	GLU
1	K	504	LEU
1	K	509	SER
1	K	513	LEU
1	L	7	LYS
1	L	16	MET
1	L	23	LEU
1	L	37	ASN
1	L	40	LEU
1	L	42	LYS
1	L	43	SER
1	L	55	SER
1	L	65	LYS
1	L	77	VAL
1	L	87	ASP
1	L	104	LEU
1	L	107	VAL
1	L	114	MET
1	L	129	GLU
1	L	141	SER
1	L	147	VAL
1	L	172	GLU
1	L	189	VAL
1	L	197	ARG
1	L	210	THR
1	L	221	LEU
1	L	230	ILE
1	L	232	GLU
1	L	233	MET
1	L	247	LEU
1	L	248	LEU
1	L	255	GLU
1	L	267	MET
1	L	268	ARG
1	L	272	LYS
1	L	284	ARG
1	L	288	MET
1	L	328	ASP
1	L	329	THR
1	L	331	THR

Continued on next page...

Continued from previous page...

Mol	Chain	Res	Type
1	L	343	GLN
1	L	354	GLU
1	L	355	GLU
1	L	359	ASP
1	L	364	LYS
1	L	378	VAL
1	L	385	THR
1	L	389	MET
1	L	401	HIS
1	L	404	ARG
1	L	419	LEU
1	L	420	ILE
1	L	421	ARG
1	L	426	LEU
1	L	432	GLN
1	L	433	ASN
1	L	441	LYS
1	L	454	ILE
1	L	468	THR
1	L	483	GLU
1	L	504	LEU
1	L	509	SER
1	L	513	LEU
1	M	7	LYS
1	M	16	MET
1	M	21	ASN
1	M	23	LEU
1	M	37	ASN
1	M	40	LEU
1	M	42	LYS
1	M	43	SER
1	M	55	SER
1	M	65	LYS
1	M	77	VAL
1	M	87	ASP
1	M	104	LEU
1	M	107	VAL
1	M	114	MET
1	M	129	GLU
1	M	141	SER
1	M	147	VAL
1	M	172	GLU

Continued on next page...

Continued from previous page...

Mol	Chain	Res	Type
1	M	189	VAL
1	M	197	ARG
1	M	210	THR
1	M	230	ILE
1	M	232	GLU
1	M	233	MET
1	M	247	LEU
1	M	248	LEU
1	M	255	GLU
1	M	267	MET
1	M	268	ARG
1	M	272	LYS
1	M	284	ARG
1	M	288	MET
1	M	328	ASP
1	M	329	THR
1	M	331	THR
1	M	343	GLN
1	M	354	GLU
1	M	355	GLU
1	M	359	ASP
1	M	364	LYS
1	M	378	VAL
1	M	385	THR
1	M	389	MET
1	M	401	HIS
1	M	404	ARG
1	M	419	LEU
1	M	420	ILE
1	M	421	ARG
1	M	426	LEU
1	M	432	GLN
1	M	433	ASN
1	M	436	GLN
1	M	441	LYS
1	M	452	ARG
1	M	454	ILE
1	M	468	THR
1	M	483	GLU
1	M	498	LYS
1	M	504	LEU
1	M	509	SER

Continued on next page...

Continued from previous page...

Mol	Chain	Res	Type
1	M	513	LEU
1	N	7	LYS
1	N	16	MET
1	N	23	LEU
1	N	37	ASN
1	N	40	LEU
1	N	42	LYS
1	N	43	SER
1	N	55	SER
1	N	59	GLU
1	N	65	LYS
1	N	87	ASP
1	N	104	LEU
1	N	114	MET
1	N	129	GLU
1	N	141	SER
1	N	147	VAL
1	N	172	GLU
1	N	189	VAL
1	N	197	ARG
1	N	210	THR
1	N	221	LEU
1	N	230	ILE
1	N	232	GLU
1	N	233	MET
1	N	247	LEU
1	N	248	LEU
1	N	255	GLU
1	N	267	MET
1	N	268	ARG
1	N	272	LYS
1	N	284	ARG
1	N	288	MET
1	N	328	ASP
1	N	329	THR
1	N	331	THR
1	N	343	GLN
1	N	354	GLU
1	N	355	GLU
1	N	359	ASP
1	N	364	LYS
1	N	378	VAL

Continued on next page...

Continued from previous page...

Mol	Chain	Res	Type
1	N	385	THR
1	N	389	MET
1	N	401	HIS
1	N	404	ARG
1	N	419	LEU
1	N	420	ILE
1	N	421	ARG
1	N	426	LEU
1	N	432	GLN
1	N	433	ASN
1	N	441	LYS
1	N	452	ARG
1	N	454	ILE
1	N	468	THR
1	N	483	GLU
1	N	504	LEU
1	N	509	SER
1	N	513	LEU
2	O	1	MET
2	O	3	ILE
2	O	4	ARG
2	O	6	LEU
2	O	20	LYS
2	O	27	LEU
2	O	28	THR
2	O	30	SER
2	O	55	LYS
2	O	60	LYS
2	O	80	ASN
2	O	86	MET
2	O	89	SER
2	P	1	MET
2	P	3	ILE
2	P	4	ARG
2	P	6	LEU
2	P	20	LYS
2	P	27	LEU
2	P	28	THR
2	P	30	SER
2	P	55	LYS
2	P	60	LYS
2	P	80	ASN

Continued on next page...

Continued from previous page...

Mol	Chain	Res	Type
2	P	86	MET
2	P	89	SER
2	Q	1	MET
2	Q	3	ILE
2	Q	4	ARG
2	Q	6	LEU
2	Q	20	LYS
2	Q	27	LEU
2	Q	28	THR
2	Q	30	SER
2	Q	55	LYS
2	Q	60	LYS
2	Q	80	ASN
2	Q	86	MET
2	Q	89	SER
2	R	1	MET
2	R	3	ILE
2	R	4	ARG
2	R	6	LEU
2	R	20	LYS
2	R	27	LEU
2	R	28	THR
2	R	30	SER
2	R	55	LYS
2	R	60	LYS
2	R	80	ASN
2	R	86	MET
2	R	89	SER
2	S	1	MET
2	S	3	ILE
2	S	4	ARG
2	S	6	LEU
2	S	20	LYS
2	S	27	LEU
2	S	28	THR
2	S	30	SER
2	S	55	LYS
2	S	60	LYS
2	S	80	ASN
2	S	86	MET
2	S	89	SER
2	T	1	MET

Continued on next page...

Continued from previous page...

Mol	Chain	Res	Type
2	T	3	ILE
2	T	4	ARG
2	T	6	LEU
2	T	20	LYS
2	T	27	LEU
2	T	28	THR
2	T	30	SER
2	T	55	LYS
2	T	60	LYS
2	T	80	ASN
2	T	86	MET
2	T	89	SER
2	U	1	MET
2	U	3	ILE
2	U	4	ARG
2	U	6	LEU
2	U	20	LYS
2	U	27	LEU
2	U	28	THR
2	U	30	SER
2	U	55	LYS
2	U	60	LYS
2	U	80	ASN
2	U	86	MET
2	U	89	SER

Some sidechains can be flipped to improve hydrogen bonding and reduce clashes. All (126) such sidechains are listed below:

Mol	Chain	Res	Type
1	A	21	ASN
1	A	37	ASN
1	A	97	GLN
1	A	146	GLN
1	A	153	ASN
1	A	348	GLN
1	A	453	GLN
1	A	457	ASN
1	A	475	ASN
1	B	21	ASN
1	B	97	GLN
1	B	146	GLN
1	B	153	ASN

Continued on next page...

Continued from previous page...

Mol	Chain	Res	Type
1	B	348	GLN
1	B	366	GLN
1	B	457	ASN
1	B	475	ASN
1	C	21	ASN
1	C	97	GLN
1	C	146	GLN
1	C	153	ASN
1	C	265	ASN
1	C	348	GLN
1	C	453	GLN
1	C	457	ASN
1	C	475	ASN
1	D	21	ASN
1	D	37	ASN
1	D	97	GLN
1	D	146	GLN
1	D	153	ASN
1	D	265	ASN
1	D	348	GLN
1	D	457	ASN
1	D	475	ASN
1	E	21	ASN
1	E	97	GLN
1	E	146	GLN
1	E	153	ASN
1	E	348	GLN
1	E	453	GLN
1	E	457	ASN
1	E	475	ASN
1	F	21	ASN
1	F	97	GLN
1	F	146	GLN
1	F	153	ASN
1	F	265	ASN
1	F	348	GLN
1	F	366	GLN
1	F	453	GLN
1	F	457	ASN
1	F	475	ASN
1	G	21	ASN
1	G	97	GLN

Continued on next page...

Continued from previous page...

Mol	Chain	Res	Type
1	G	146	GLN
1	G	153	ASN
1	G	265	ASN
1	G	348	GLN
1	G	453	GLN
1	G	457	ASN
1	G	475	ASN
1	H	21	ASN
1	H	37	ASN
1	H	82	ASN
1	H	97	GLN
1	H	319	GLN
1	H	433	ASN
1	H	467	ASN
1	I	21	ASN
1	I	37	ASN
1	I	82	ASN
1	I	97	GLN
1	I	319	GLN
1	I	433	ASN
1	I	436	GLN
1	I	467	ASN
1	J	21	ASN
1	J	37	ASN
1	J	97	GLN
1	J	319	GLN
1	J	433	ASN
1	J	436	GLN
1	J	467	ASN
1	K	21	ASN
1	K	37	ASN
1	K	97	GLN
1	K	319	GLN
1	K	433	ASN
1	K	467	ASN
1	L	21	ASN
1	L	37	ASN
1	L	82	ASN
1	L	97	GLN
1	L	319	GLN
1	L	433	ASN
1	L	467	ASN

Continued on next page...

Continued from previous page...

Mol	Chain	Res	Type
1	M	21	ASN
1	M	37	ASN
1	M	97	GLN
1	M	319	GLN
1	M	433	ASN
1	M	467	ASN
1	N	21	ASN
1	N	37	ASN
1	N	97	GLN
1	N	319	GLN
1	N	433	ASN
1	N	436	GLN
1	N	467	ASN
2	O	45	ASN
2	O	80	ASN
2	P	45	ASN
2	P	80	ASN
2	Q	45	ASN
2	Q	68	ASN
2	R	45	ASN
2	R	68	ASN
2	R	80	ASN
2	S	45	ASN
2	S	68	ASN
2	S	80	ASN
2	T	45	ASN
2	T	80	ASN
2	U	45	ASN
2	U	68	ASN

5.3.3 RNA ⓘ

There are no RNA molecules in this entry.

5.4 Non-standard residues in protein, DNA, RNA chains ⓘ

There are no non-standard protein/DNA/RNA residues in this entry.

5.5 Carbohydrates ⓘ

There are no carbohydrates in this entry.

5.6 Ligand geometry

Of 28 ligands modelled in this entry, 14 are monoatomic - leaving 14 for Mogul analysis.

In the following table, the Counts columns list the number of bonds (or angles) for which Mogul statistics could be retrieved, the number of bonds (or angles) that are observed in the model and the number of bonds (or angles) that are defined in the chemical component dictionary. The Link column lists molecule types, if any, to which the group is linked. The Z score for a bond length (or angle) is the number of standard deviations the observed value is removed from the expected value. A bond length (or angle) with $|Z| > 2$ is considered an outlier worth inspection. RMSZ is the root-mean-square of all Z scores of the bond lengths (or angles).

Mol	Type	Chain	Res	Link	Bond lengths			Bond angles		
					Counts	RMSZ	# $ Z > 2$	Counts	RMSZ	# $ Z > 2$
5	ADP	A	600	3,4,6	25,29,29	1.13	2 (8%)	24,45,45	2.51	5 (20%)
6	AF3	A	602	1,3,5,4	0,3,3	0.00	-	0,3,3	0.00	-
5	ADP	B	700	3,4,6	25,29,29	1.07	2 (8%)	24,45,45	2.41	5 (20%)
6	AF3	B	702	1,3,5,4	0,3,3	0.00	-	0,3,3	0.00	-
5	ADP	C	800	3,4,6	25,29,29	1.20	4 (16%)	24,45,45	2.41	4 (16%)
6	AF3	C	802	1,3,5,4	0,3,3	0.00	-	0,3,3	0.00	-
5	ADP	D	900	3,4,6	25,29,29	1.16	3 (12%)	24,45,45	2.63	5 (20%)
6	AF3	D	902	1,3,5,4	0,3,3	0.00	-	0,3,3	0.00	-
5	ADP	E	1000	3,4,6	25,29,29	1.14	2 (8%)	24,45,45	2.67	5 (20%)
6	AF3	E	1002	1,3,5,4	0,3,3	0.00	-	0,3,3	0.00	-
5	ADP	F	1100	3,4,6	25,29,29	1.15	2 (8%)	24,45,45	2.40	3 (12%)
6	AF3	F	1102	1,3,5,4	0,3,3	0.00	-	0,3,3	0.00	-
5	ADP	G	1200	3,4,6	25,29,29	1.26	3 (12%)	24,45,45	2.46	6 (25%)
6	AF3	G	1202	1,3,5,4	0,3,3	0.00	-	0,3,3	0.00	-

In the following table, the Chirals column lists the number of chiral outliers, the number of chiral centers analysed, the number of these observed in the model and the number defined in the chemical component dictionary. Similar counts are reported in the Torsion and Rings columns. '-' means no outliers of that kind were identified.

Mol	Type	Chain	Res	Link	Chirals	Torsions	Rings
5	ADP	A	600	3,4,6	-	0/12/32/32	0/3/3/3
6	AF3	A	602	1,3,5,4	-	0/0/0/0	0/0/0/0
5	ADP	B	700	3,4,6	-	0/12/32/32	0/3/3/3
6	AF3	B	702	1,3,5,4	-	0/0/0/0	0/0/0/0
5	ADP	C	800	3,4,6	-	0/12/32/32	0/3/3/3
6	AF3	C	802	1,3,5,4	-	0/0/0/0	0/0/0/0
5	ADP	D	900	3,4,6	-	0/12/32/32	0/3/3/3
6	AF3	D	902	1,3,5,4	-	0/0/0/0	0/0/0/0
5	ADP	E	1000	3,4,6	-	0/12/32/32	0/3/3/3

Continued on next page...

Continued from previous page...

Mol	Type	Chain	Res	Link	Chirals	Torsions	Rings
6	AF3	E	1002	1,3,5,4	-	0/0/0/0	0/0/0/0
5	ADP	F	1100	3,4,6	-	0/12/32/32	0/3/3/3
6	AF3	F	1102	1,3,5,4	-	0/0/0/0	0/0/0/0
5	ADP	G	1200	3,4,6	-	0/12/32/32	0/3/3/3
6	AF3	G	1202	1,3,5,4	-	0/0/0/0	0/0/0/0

All (18) bond length outliers are listed below:

Mol	Chain	Res	Type	Atoms	Z	Observed(Å)	Ideal(Å)
5	G	1200	ADP	C2'-C1'	-2.26	1.50	1.53
5	D	900	ADP	O4'-C4'	-2.06	1.40	1.45
5	C	800	ADP	C2'-C1'	-2.03	1.50	1.53
5	E	1000	ADP	C2-N1	2.18	1.38	1.33
5	D	900	ADP	C2-N1	2.36	1.38	1.33
5	A	600	ADP	C2-N1	2.42	1.38	1.33
5	C	800	ADP	PB-O3A	2.43	1.64	1.60
5	F	1100	ADP	C2-N1	2.61	1.38	1.33
5	B	700	ADP	C2-N1	2.67	1.38	1.33
5	C	800	ADP	C2-N1	2.77	1.39	1.33
5	C	800	ADP	C2-N3	2.82	1.36	1.32
5	B	700	ADP	C2-N3	2.94	1.37	1.32
5	G	1200	ADP	C2-N3	3.19	1.37	1.32
5	D	900	ADP	C2-N3	3.21	1.37	1.32
5	G	1200	ADP	C2-N1	3.23	1.40	1.33
5	E	1000	ADP	C2-N3	3.34	1.37	1.32
5	F	1100	ADP	C2-N3	3.49	1.38	1.32
5	A	600	ADP	C2-N3	3.63	1.38	1.32

All (33) bond angle outliers are listed below:

Mol	Chain	Res	Type	Atoms	Z	Observed(°)	Ideal(°)
5	E	1000	ADP	N3-C2-N1	-11.11	119.18	128.86
5	D	900	ADP	N3-C2-N1	-10.83	119.42	128.86
5	F	1100	ADP	N3-C2-N1	-10.18	119.99	128.86
5	B	700	ADP	N3-C2-N1	-10.11	120.05	128.86
5	A	600	ADP	N3-C2-N1	-10.03	120.13	128.86
5	C	800	ADP	N3-C2-N1	-9.80	120.32	128.86
5	G	1200	ADP	N3-C2-N1	-9.51	120.58	128.86
5	A	600	ADP	C1'-N9-C4	-3.80	120.08	126.64
5	G	1200	ADP	C1'-N9-C4	-3.78	120.11	126.64
5	D	900	ADP	C1'-N9-C4	-3.49	120.61	126.64
5	E	1000	ADP	C1'-N9-C4	-3.18	121.15	126.64

Continued on next page...

Continued from previous page...

Mol	Chain	Res	Type	Atoms	Z	Observed(°)	Ideal(°)
5	F	1100	ADP	C1'-N9-C4	-3.17	121.16	126.64
5	B	700	ADP	C1'-N9-C4	-3.15	121.19	126.64
5	E	1000	ADP	C4-C5-N7	-3.08	106.43	109.41
5	D	900	ADP	O2'-C2'-C1'	-3.05	102.08	111.61
5	C	800	ADP	O2'-C2'-C1'	-2.95	102.39	111.61
5	D	900	ADP	C4-C5-N7	-2.92	106.59	109.41
5	C	800	ADP	C1'-N9-C4	-2.92	121.59	126.64
5	G	1200	ADP	O2'-C2'-C1'	-2.89	102.57	111.61
5	E	1000	ADP	O2'-C2'-C1'	-2.60	103.48	111.61
5	B	700	ADP	O2'-C2'-C1'	-2.45	103.97	111.61
5	A	600	ADP	O2'-C2'-C1'	-2.37	104.19	111.61
5	G	1200	ADP	O3'-C3'-C4'	-2.35	104.22	111.09
5	F	1100	ADP	O2'-C2'-C1'	-2.26	104.56	111.61
5	B	700	ADP	O3'-C3'-C4'	-2.13	104.86	111.09
5	A	600	ADP	O3'-C3'-C4'	-2.12	104.90	111.09
5	D	900	ADP	O3'-C3'-C4'	-2.08	105.00	111.09
5	C	800	ADP	C2'-C3'-C4'	2.07	106.64	102.62
5	G	1200	ADP	C4'-O4'-C1'	2.07	111.97	109.77
5	B	700	ADP	O5'-C5'-C4'	2.21	116.85	109.00
5	A	600	ADP	C2'-C3'-C4'	2.27	107.04	102.62
5	E	1000	ADP	O5'-C5'-C4'	2.34	117.31	109.00
5	G	1200	ADP	C2'-C3'-C4'	2.79	108.05	102.62

There are no chirality outliers.

There are no torsion outliers.

There are no ring outliers.

10 monomers are involved in 17 short contacts:

Mol	Chain	Res	Type	Clashes	Symm-Clashes
5	A	600	ADP	4	0
6	A	602	AF3	1	0
5	B	700	ADP	1	0
5	C	800	ADP	5	0
6	C	802	AF3	1	0
5	D	900	ADP	2	0
5	E	1000	ADP	1	0
5	F	1100	ADP	3	0
5	G	1200	ADP	1	0
6	G	1202	AF3	1	0

5.7 Other polymers [i](#)

There are no such residues in this entry.

5.8 Polymer linkage issues [i](#)

There are no chain breaks in this entry.

6 Fit of model and data ⓘ

6.1 Protein, DNA and RNA chains ⓘ

In the following table, the column labelled ‘#RSRZ> 2’ contains the number (and percentage) of RSRZ outliers, followed by percent RSRZ outliers for the chain as percentile scores relative to all X-ray entries and entries of similar resolution. The OWAB column contains the minimum, median, 95th percentile and maximum values of the occupancy-weighted average B-factor per residue. The column labelled ‘Q< 0.9’ lists the number of (and percentage) of residues with an average occupancy less than 0.9.

Mol	Chain	Analysed	<RSRZ>	#RSRZ>2		OWAB(Å²)	Q<0.9	
1	A	524/524 (100%)	0.02	27 (5%)	28	19	2, 2, 4, 6	0
1	B	524/524 (100%)	0.11	35 (6%)	19	11	2, 2, 4, 6	0
1	C	524/524 (100%)	0.06	31 (5%)	23	15	2, 2, 4, 6	0
1	D	524/524 (100%)	0.01	37 (7%)	17	9	2, 2, 4, 6	0
1	E	524/524 (100%)	0.11	38 (7%)	16	8	2, 2, 4, 6	0
1	F	524/524 (100%)	0.24	46 (8%)	11	5	2, 2, 4, 6	0
1	G	524/524 (100%)	0.17	40 (7%)	15	8	2, 2, 4, 6	0
1	H	524/524 (100%)	-0.20	9 (1%)	70	63	2, 2, 4, 6	0
1	I	524/524 (100%)	-0.21	3 (0%)	89	86	2, 2, 4, 6	0
1	J	524/524 (100%)	-0.20	9 (1%)	70	63	2, 2, 4, 6	0
1	K	524/524 (100%)	-0.11	5 (0%)	82	77	2, 2, 4, 6	0
1	L	524/524 (100%)	-0.05	18 (3%)	46	34	2, 2, 4, 6	0
1	M	524/524 (100%)	-0.14	13 (2%)	58	47	2, 2, 4, 6	0
1	N	524/524 (100%)	-0.10	17 (3%)	48	37	2, 2, 4, 6	0
2	O	97/97 (100%)	0.83	17 (17%)	2	1	2, 2, 2, 3	0
2	P	97/97 (100%)	0.82	19 (19%)	1	1	2, 2, 2, 3	0
2	Q	97/97 (100%)	0.63	13 (13%)	4	2	2, 2, 2, 2	0
2	R	97/97 (100%)	1.06	23 (23%)	1	1	2, 2, 2, 3	0
2	S	97/97 (100%)	1.09	23 (23%)	1	1	2, 2, 2, 3	0
2	T	97/97 (100%)	1.03	24 (24%)	1	0	2, 2, 2, 3	0
2	U	97/97 (100%)	0.61	11 (11%)	6	3	2, 2, 2, 2	0
All	All	8015/8015 (100%)	0.05	458 (5%)	24	16	2, 2, 4, 6	0

All (458) RSRZ outliers are listed below:

Mol	Chain	Res	Type	RSRZ
1	B	357	THR	9.1
1	B	353	ILE	8.9
2	S	27	LEU	8.6
1	A	204	PHE	8.4
2	S	1	MET	8.4
2	S	80	ASN	8.4
1	G	212	ALA	8.3
1	G	350	ARG	8.3
1	F	204	PHE	8.0
2	O	1	MET	7.9
1	F	212	ALA	7.5
1	G	361	ASP	7.1
1	N	242	LYS	7.0
2	R	25	ILE	7.0
1	G	208	PRO	6.9
1	C	212	ALA	6.7
2	R	26	VAL	6.7
2	O	27	LEU	6.7
1	E	361	ASP	6.4
1	G	270	ILE	6.4
2	Q	1	MET	6.3
2	T	97	ALA	6.1
2	Q	25	ILE	6.0
2	U	1	MET	5.9
2	T	17	VAL	5.9
1	G	279	PRO	5.8
1	F	355	GLU	5.7
1	D	353	ILE	5.6
1	G	209	GLU	5.6
1	B	350	ARG	5.5
2	Q	27	LEU	5.5
2	O	30	SER	5.3
1	D	338	GLU	5.3
1	A	360	TYR	5.3
1	A	212	ALA	5.3
1	E	270	ILE	5.3
2	P	49	LEU	5.3
1	C	254	VAL	5.2
1	F	210	THR	5.2
2	P	97	ALA	5.2
1	E	309	LEU	5.2
1	G	203	TYR	5.1
2	O	17	VAL	5.1

Continued on next page...

Continued from previous page...

Mol	Chain	Res	Type	RSRZ
1	F	361	ASP	5.0
2	O	49	LEU	5.0
2	T	27	LEU	5.0
1	F	224	ASP	5.0
1	E	360	TYR	5.0
1	B	361	ASP	5.0
1	G	268	ARG	4.9
1	G	320	ALA	4.9
2	R	27	LEU	4.9
2	O	97	ALA	4.9
2	T	80	ASN	4.7
2	P	31	ALA	4.7
1	G	267	MET	4.7
1	A	338	GLU	4.7
1	B	309	LEU	4.6
1	C	267	MET	4.6
1	C	203	TYR	4.6
1	D	320	ALA	4.6
2	U	10	VAL	4.6
2	O	96	GLU	4.6
1	J	233	MET	4.5
1	C	309	LEU	4.5
1	B	360	TYR	4.5
1	B	355	GLU	4.4
1	D	203	TYR	4.3
1	B	362	ARG	4.3
1	F	349	ILE	4.3
2	R	97	ALA	4.3
1	G	353	ILE	4.3
2	T	49	LEU	4.2
2	O	54	VAL	4.2
2	P	27	LEU	4.2
2	P	17	VAL	4.2
2	U	27	LEU	4.1
1	E	354	GLU	4.1
1	F	273	VAL	4.1
2	P	25	ILE	4.1
1	C	199	TYR	4.1
1	M	309	LEU	4.1
1	G	199	TYR	4.0
1	F	309	LEU	4.0
1	J	268	ARG	4.0

Continued on next page...

Continued from previous page...

Mol	Chain	Res	Type	RSRZ
2	U	85	ILE	4.0
1	F	295	LEU	4.0
1	A	361	ASP	3.9
2	R	52	GLY	3.9
1	F	353	ILE	3.9
1	F	172	GLU	3.9
1	D	355	GLU	3.9
1	L	264	VAL	3.9
1	A	364	LYS	3.9
1	F	311	LYS	3.9
2	R	1	MET	3.9
1	F	199	TYR	3.8
1	F	203	TYR	3.8
1	C	361	ASP	3.8
2	R	83	VAL	3.8
2	P	18	GLU	3.8
1	C	357	THR	3.8
1	G	309	LEU	3.8
2	O	3	ILE	3.8
2	T	25	ILE	3.7
1	E	284	ARG	3.7
1	F	350	ARG	3.7
1	C	270	ILE	3.7
2	U	25	ILE	3.7
1	G	243	ALA	3.7
1	E	336	VAL	3.7
1	M	270	ILE	3.7
2	Q	49	LEU	3.7
1	A	309	LEU	3.6
1	B	224	ASP	3.6
1	A	254	VAL	3.6
1	A	284	ARG	3.6
2	S	17	VAL	3.6
2	S	20	LYS	3.6
1	C	320	ALA	3.6
2	P	20	LYS	3.6
2	R	17	VAL	3.6
1	A	350	ARG	3.6
1	F	315	GLU	3.6
2	S	95	VAL	3.6
1	F	338	GLU	3.5
1	N	239	ALA	3.5

Continued on next page...

Continued from previous page...

Mol	Chain	Res	Type	RSRZ
1	A	349	ILE	3.5
1	B	333	ILE	3.5
1	M	353	ILE	3.5
1	C	242	LYS	3.5
2	S	97	ALA	3.5
1	D	349	ILE	3.5
2	R	82	GLU	3.5
1	F	332	ILE	3.5
1	G	222	LEU	3.5
2	T	26	VAL	3.4
1	B	291	ASP	3.4
1	E	203	TYR	3.4
1	A	203	TYR	3.4
1	A	268	ARG	3.4
1	L	215	LEU	3.4
1	C	350	ARG	3.4
1	A	270	ILE	3.4
1	F	284	ARG	3.3
1	L	372	LEU	3.3
1	E	350	ARG	3.3
1	E	372	LEU	3.3
1	F	215	LEU	3.3
1	M	238	GLU	3.3
1	B	256	GLY	3.3
1	D	209	GLU	3.3
1	D	172	GLU	3.3
1	H	356	ALA	3.3
1	L	221	LEU	3.3
1	A	353	ILE	3.2
2	O	48	ILE	3.2
2	P	66	ILE	3.2
1	H	44	PHE	3.2
1	F	171	LYS	3.2
1	B	365	LEU	3.2
1	N	248	LEU	3.2
2	R	49	LEU	3.2
1	F	357	THR	3.2
1	B	209	GLU	3.2
1	D	233	MET	3.2
1	E	215	LEU	3.2
1	J	223	ALA	3.2
2	T	93	ALA	3.2

Continued on next page...

Continued from previous page...

Mol	Chain	Res	Type	RSRZ
1	C	209	GLU	3.2
1	B	314	LEU	3.2
2	R	21	SER	3.1
1	D	270	ILE	3.1
1	N	233	MET	3.1
1	J	284	ARG	3.1
1	D	306	GLY	3.1
1	A	233	MET	3.1
1	C	359	ASP	3.1
1	A	209	GLU	3.1
1	L	274	ALA	3.1
1	L	44	PHE	3.1
1	E	353	ILE	3.1
2	R	20	LYS	3.1
2	T	28	THR	3.1
2	R	32	ALA	3.1
1	D	212	ALA	3.1
1	G	340	ALA	3.1
2	T	22	ALA	3.1
1	F	288	MET	3.1
1	G	303	GLU	3.1
1	F	195	PHE	3.0
1	D	337	GLY	3.0
1	E	368	ARG	3.0
1	F	191	GLU	3.0
2	S	53	GLU	3.0
1	F	292	ILE	3.0
1	H	238	GLU	3.0
1	B	346	VAL	3.0
1	F	213	VAL	3.0
1	I	357	THR	3.0
2	Q	13	LYS	3.0
1	C	271	VAL	3.0
1	N	240	VAL	3.0
1	F	321	LYS	3.0
1	G	342	ILE	3.0
1	F	362	ARG	2.9
1	B	295	LEU	2.9
1	L	281	PHE	2.9
2	T	82	GLU	2.9
2	S	21	SER	2.9
1	G	323	VAL	2.9

Continued on next page...

Continued from previous page...

Mol	Chain	Res	Type	RSRZ
2	R	29	GLY	2.9
2	S	96	GLU	2.9
1	D	271	VAL	2.9
1	D	204	PHE	2.9
1	E	320	ALA	2.9
1	F	304	GLU	2.9
1	C	346	VAL	2.9
2	P	1	MET	2.9
1	A	271	VAL	2.9
1	K	233	MET	2.9
2	Q	52	GLY	2.9
1	G	250	ILE	2.9
1	D	321	LYS	2.9
1	N	238	GLU	2.9
1	G	229	ASN	2.9
1	B	358	SER	2.9
1	D	213	VAL	2.9
1	C	230	ILE	2.8
2	R	3	ILE	2.8
2	Q	84	LEU	2.8
1	B	233	MET	2.8
2	T	3	ILE	2.8
1	M	231	ARG	2.8
2	S	66	ILE	2.8
2	S	78	ILE	2.8
1	F	281	PHE	2.8
1	G	360	TYR	2.8
1	L	271	VAL	2.8
2	R	57	LEU	2.8
2	U	82	GLU	2.8
1	A	337	GLY	2.8
1	B	289	LEU	2.8
1	D	360	TYR	2.8
1	E	212	ALA	2.8
1	F	368	ARG	2.7
1	K	44	PHE	2.7
2	Q	17	VAL	2.7
2	U	22	ALA	2.7
1	M	268	ARG	2.7
1	H	272	LYS	2.7
2	Q	53	GLU	2.7
2	O	78	ILE	2.7

Continued on next page...

Continued from previous page...

Mol	Chain	Res	Type	RSRZ
1	B	342	ILE	2.7
2	Q	26	VAL	2.7
1	D	284	ARG	2.7
1	E	337	GLY	2.7
2	T	1	MET	2.7
1	A	236	VAL	2.7
1	N	236	VAL	2.7
1	E	172	GLU	2.7
2	T	32	ALA	2.7
1	G	365	LEU	2.7
1	G	351	GLN	2.7
1	L	216	GLU	2.7
1	D	305	ILE	2.7
1	F	323	VAL	2.7
1	E	359	ASP	2.6
1	C	197	ARG	2.6
1	L	275	ALA	2.6
2	P	37	ARG	2.6
1	B	338	GLU	2.6
1	H	305	ILE	2.6
2	P	52	GLY	2.6
1	A	281	PHE	2.6
1	A	231	ARG	2.6
1	G	334	ASP	2.6
1	L	268	ARG	2.6
2	S	25	ILE	2.6
1	E	341	ALA	2.6
2	P	32	ALA	2.6
1	E	295	LEU	2.6
1	G	295	LEU	2.6
1	G	321	LYS	2.6
1	L	260	ALA	2.6
2	Q	18	GLU	2.6
1	D	361	ASP	2.6
1	E	281	PHE	2.6
1	G	362	ARG	2.6
1	E	349	ILE	2.6
1	M	300	VAL	2.6
1	N	214	GLU	2.6
2	S	48	ILE	2.5
1	L	236	VAL	2.5
2	R	22	ALA	2.5

Continued on next page...

Continued from previous page...

Mol	Chain	Res	Type	RSRZ
1	G	256	GLY	2.5
1	N	245	LYS	2.5
2	R	28	THR	2.5
1	E	224	ASP	2.5
1	E	265	ASN	2.5
1	H	268	ARG	2.5
2	P	50	GLU	2.5
1	C	353	ILE	2.5
1	E	273	VAL	2.5
2	T	20	LYS	2.5
2	R	30	SER	2.5
1	B	259	LEU	2.5
1	M	234	LEU	2.5
2	O	19	THR	2.5
2	S	28	THR	2.5
1	D	257	GLU	2.5
1	F	320	ALA	2.5
2	T	29	GLY	2.5
1	B	305	ILE	2.5
2	S	74	LYS	2.5
1	F	372	LEU	2.5
2	T	78	ILE	2.5
1	F	254	VAL	2.5
1	L	233	MET	2.5
1	G	244	GLY	2.5
2	O	25	ILE	2.5
1	E	355	GLU	2.4
1	C	236	VAL	2.4
1	N	273	VAL	2.4
1	N	243	ALA	2.4
1	C	289	LEU	2.4
1	E	338	GLU	2.4
2	O	80	ASN	2.4
1	J	238	GLU	2.4
1	N	255	GLU	2.4
2	S	49	LEU	2.4
1	E	195	PHE	2.4
1	E	193	MET	2.4
1	E	374	GLY	2.4
1	D	325	ILE	2.4
2	S	64	ILE	2.4
1	F	359	ASP	2.4

Continued on next page...

Continued from previous page...

Mol	Chain	Res	Type	RSRZ
1	C	214	GLU	2.4
2	P	51	ASN	2.4
1	C	314	LEU	2.4
2	U	84	LEU	2.4
1	I	268	ARG	2.4
1	F	272	LYS	2.4
2	S	51	ASN	2.4
1	D	237	LEU	2.4
1	F	230	ILE	2.4
1	H	242	LYS	2.4
1	D	263	VAL	2.4
1	E	340	ALA	2.4
1	C	295	LEU	2.4
1	D	357	THR	2.3
1	G	233	MET	2.3
1	N	241	ALA	2.3
1	A	227	ILE	2.3
1	J	353	ILE	2.3
2	R	53	GLU	2.3
1	F	319	GLN	2.3
2	T	77	LYS	2.3
1	G	284	ARG	2.3
1	H	309	LEU	2.3
2	T	84	LEU	2.3
1	B	257	GLU	2.3
1	B	351	GLN	2.3
1	B	332	ILE	2.3
2	P	19	THR	2.3
2	U	47	ARG	2.3
2	P	93	ALA	2.3
2	S	84	LEU	2.3
1	J	286	LYS	2.3
1	M	272	LYS	2.3
1	F	322	ARG	2.3
1	G	336	VAL	2.3
1	H	310	GLU	2.3
1	D	314	LEU	2.3
1	E	365	LEU	2.3
2	S	85	ILE	2.3
1	D	210	THR	2.3
1	D	350	ARG	2.3
2	T	52	GLY	2.3

Continued on next page...

Continued from previous page...

Mol	Chain	Res	Type	RSRZ
1	E	364	LYS	2.3
1	J	255	GLU	2.3
1	A	301	ILE	2.3
1	A	195	PHE	2.3
1	B	340	ALA	2.3
1	A	210	THR	2.3
1	L	354	GLU	2.3
2	R	88	GLU	2.3
1	B	217	SER	2.2
2	O	37	ARG	2.2
1	D	327	LYS	2.2
1	G	335	GLY	2.2
2	R	18	GLU	2.2
1	G	215	LEU	2.2
1	D	199	TYR	2.2
2	T	71	TYR	2.2
2	Q	83	VAL	2.2
1	A	289	LEU	2.2
1	F	354	GLU	2.2
1	N	365	LEU	2.2
1	D	333	ILE	2.2
1	G	372	LEU	2.2
1	B	204	PHE	2.2
1	F	227	ILE	2.2
2	P	71	TYR	2.2
2	R	51	ASN	2.2
2	T	47	ARG	2.2
1	C	196	ASP	2.2
1	L	309	LEU	2.2
1	C	279	PRO	2.2
1	E	297	GLY	2.2
1	D	200	LEU	2.2
1	D	222	LEU	2.2
1	N	309	LEU	2.2
1	B	270	ILE	2.2
1	B	267	MET	2.2
1	G	324	VAL	2.2
1	N	223	ALA	2.1
1	M	284	ARG	2.1
2	T	35	SER	2.1
1	E	342	ILE	2.1
1	B	199	TYR	2.1

Continued on next page...

Continued from previous page...

Mol	Chain	Res	Type	RSRZ
1	C	332	ILE	2.1
2	O	20	LYS	2.1
1	E	204	PHE	2.1
1	G	281	PHE	2.1
1	L	289	LEU	2.1
2	S	37	ARG	2.1
1	D	243	ALA	2.1
1	K	238	GLU	2.1
1	F	340	ALA	2.1
1	E	192	GLY	2.1
1	M	273	VAL	2.1
1	M	286	LYS	2.1
1	K	360	TYR	2.1
1	K	284	ARG	2.1
1	L	174	VAL	2.1
2	Q	71	TYR	2.0
1	I	271	VAL	2.0
1	B	212	ALA	2.0
1	C	210	THR	2.0
1	D	309	LEU	2.0
2	T	37	ARG	2.0
1	E	196	ASP	2.0
1	N	274	ALA	2.0
1	M	233	MET	2.0
2	P	65	VAL	2.0
2	S	10	VAL	2.0
1	C	195	PHE	2.0
1	C	204	PHE	2.0
1	J	245	LYS	2.0
1	C	304	GLU	2.0
1	G	224	ASP	2.0
2	U	32	ALA	2.0
2	U	33	ALA	2.0
1	F	376	VAL	2.0
2	O	47	ARG	2.0
1	B	208	PRO	2.0
1	D	319	GLN	2.0

6.2 Non-standard residues in protein, DNA, RNA chains ⓘ

There are no non-standard protein/DNA/RNA residues in this entry.

6.3 Carbohydrates [i](#)

There are no carbohydrates in this entry.

6.4 Ligands [i](#)

In the following table, the Atoms column lists the number of modelled atoms in the group and the number defined in the chemical component dictionary. LLDF column lists the quality of electron density of the group with respect to its neighbouring residues in protein, DNA or RNA chains. The B-factors column lists the minimum, median, 95th percentile and maximum values of B factors of atoms in the group. The column labelled 'Q< 0.9' lists the number of atoms with occupancy less than 0.9.

Mol	Type	Chain	Res	Atoms	RSCC	RSR	LLDF	B-factors(\AA^2)	Q<0.9
6	AF3	F	1102	4/4	0.94	0.17	0.27	5,7,8,12	0
4	K	D	903	1/1	0.99	0.16	-0.62	24,24,24,24	0
4	K	E	1003	1/1	0.99	0.14	-0.69	24,24,24,24	0
5	ADP	F	1100	27/27	0.98	0.11	-1.33	2,2,5,8	0
5	ADP	E	1000	27/27	0.97	0.12	-1.57	2,2,5,8	0
4	K	F	1103	1/1	0.98	0.08	-1.61	24,24,24,24	0
4	K	B	703	1/1	1.00	0.11	-1.80	24,24,24,24	0
6	AF3	C	802	4/4	0.95	0.10	-1.83	5,7,8,12	0
5	ADP	G	1200	27/27	0.96	0.11	-1.90	2,2,6,8	0
5	ADP	B	700	27/27	0.97	0.11	-2.02	2,2,5,8	0
6	AF3	E	1002	4/4	0.93	0.11	-2.07	5,7,8,12	0
5	ADP	C	800	27/27	0.97	0.11	-2.27	2,2,5,8	0
4	K	C	803	1/1	0.99	0.10	-2.31	24,24,24,24	0
4	K	G	1203	1/1	0.99	0.08	-2.37	24,24,24,24	0
6	AF3	D	902	4/4	0.92	0.13	-2.38	5,7,8,12	0
5	ADP	D	900	27/27	0.96	0.10	-2.47	2,2,5,8	0
5	ADP	A	600	27/27	0.97	0.09	-2.53	2,2,6,8	0
6	AF3	B	702	4/4	0.95	0.08	-2.74	5,7,8,12	0
6	AF3	A	602	4/4	0.92	0.11	-2.76	5,7,8,12	0
6	AF3	G	1202	4/4	0.95	0.10	-2.93	5,7,8,12	0
4	K	A	603	1/1	0.99	0.11	-2.97	24,24,24,24	0
3	MG	B	701	1/1	0.98	0.05	-	2,2,2,2	0
3	MG	F	1101	1/1	0.97	0.05	-	2,2,2,2	0
3	MG	A	601	1/1	0.99	0.04	-	2,2,2,2	0
3	MG	C	801	1/1	0.96	0.05	-	2,2,2,2	0
3	MG	E	1001	1/1	0.98	0.05	-	2,2,2,2	0
3	MG	D	901	1/1	0.99	0.04	-	2,2,2,2	0
3	MG	G	1201	1/1	0.98	0.06	-	2,2,2,2	0

6.5 Other polymers [i](#)

There are no such residues in this entry.