



Full wwPDB X-ray Structure Validation Report ⓘ

Feb 14, 2017 – 09:23 am GMT

PDB ID : 2Q4J
Title : Ensemble refinement of the protein crystal structure of gene product from Arabidopsis thaliana At3g03250, a putative UDP-glucose pyrophosphorylase
Authors : Levin, E.J.; Kondrashov, D.A.; Wesenberg, G.E.; Phillips Jr., G.N.; Center for Eukaryotic Structural Genomics (CESG)
Deposited on : 2007-05-31
Resolution : 1.86 Å(reported)

This is a Full wwPDB X-ray Structure Validation Report for a publicly released PDB entry.

We welcome your comments at validation@mail.wwpdb.org

A user guide is available at

<http://wwpdb.org/validation/2016/XrayValidationReportHelp>

with specific help available everywhere you see the ⓘ symbol.

The following versions of software and data (see [references ⓘ](#)) were used in the production of this report:

MolProbity	:	4.02b-467
Xtriage (Phenix)	:	1.9-1692
EDS	:	trunk28620
Percentile statistics	:	20161228.v01 (using entries in the PDB archive December 28th 2016)
Refmac	:	5.8.0135
CCP4	:	6.5.0
Ideal geometry (proteins)	:	Engh & Huber (2001)
Ideal geometry (DNA, RNA)	:	Parkinson et al. (1996)
Validation Pipeline (wwPDB-VP)	:	recalc28949

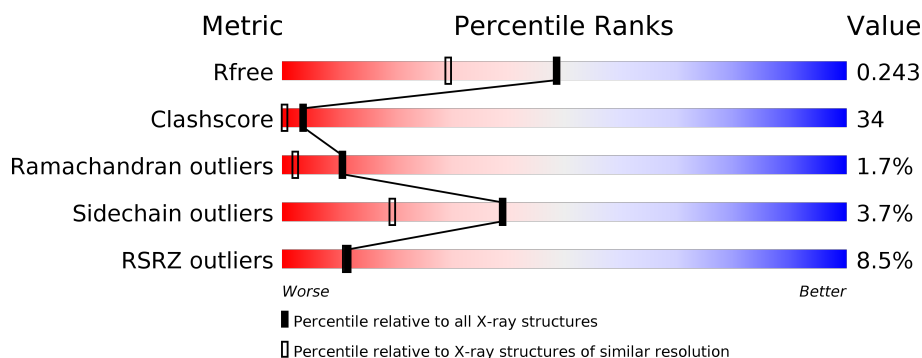
1 Overall quality at a glance

The following experimental techniques were used to determine the structure:

X-RAY DIFFRACTION

The reported resolution of this entry is 1.86 Å.

Percentile scores (ranging between 0-100) for global validation metrics of the entry are shown in the following graphic. The table shows the number of entries on which the scores are based.



Metric	Whole archive (#Entries)	Similar resolution (#Entries, resolution range(Å))
R_{free}	100719	1923 (1.86-1.86)
Clashscore	112137	2083 (1.86-1.86)
Ramachandran outliers	110173	2060 (1.86-1.86)
Sidechain outliers	110143	2060 (1.86-1.86)
RSRZ outliers	101464	1932 (1.86-1.86)

The table below summarises the geometric issues observed across the polymeric chains and their fit to the electron density. The red, orange, yellow and green segments on the lower bar indicate the fraction of residues that contain outliers for ≥ 3 , 2, 1 and 0 types of geometric quality criteria. A grey segment represents the fraction of residues that are not modelled. The numeric value for each fraction is indicated below the corresponding segment, with a dot representing fractions $\leq 5\%$. The upper red bar (where present) indicates the fraction of residues that have poor fit to the electron density. The numeric value is given above the bar.

Mol	Chain	Length	Quality of chain
1	1-A	469	<div> <div>12%</div> <div>53%</div> <div>41%</div> <div>• •</div> </div>
1	1-B	469	<div> <div>5%</div> <div>46%</div> <div>48%</div> <div>• •</div> </div>
1	2-A	469	<div> <div>12%</div> <div>47%</div> <div>47%</div> <div>• •</div> </div>
1	2-B	469	<div> <div>5%</div> <div>52%</div> <div>42%</div> <div>• •</div> </div>
1	3-A	469	<div> <div>12%</div> <div>54%</div> <div>42%</div> <div>• •</div> </div>
1	3-B	469	<div> <div>5%</div> <div>47%</div> <div>46%</div> <div>• •</div> </div>

Continued on next page...

Continued from previous page...

Mol	Chain	Length	Quality of chain
1	4-A	469	
1	4-B	469	
1	5-A	469	
1	5-B	469	
1	6-A	469	
1	6-B	469	
1	7-A	469	
1	7-B	469	
1	8-A	469	
1	8-B	469	

2 Entry composition

There are 2 unique types of molecules in this entry. The entry contains 60344 atoms, of which 0 are hydrogens and 0 are deuteriums.

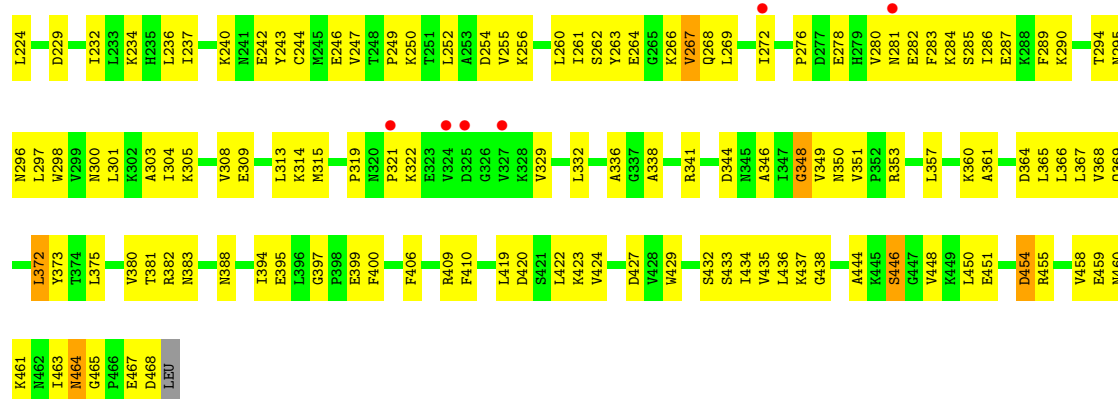
In the tables below, the ZeroOcc column contains the number of atoms modelled with zero occupancy, the AltConf column contains the number of residues with at least one atom in alternate conformation and the Trace column contains the number of residues modelled with at most 2 atoms.

- Molecule 1 is a protein called Probable UTP-glucose-1-phosphate uridylyltransferase 2.


Mol	Chain	Residues	Atoms					ZeroOcc	AltConf	Trace
1	1-A	460	Total	C	N	O	S	0	0	0
			3579	2291	591	687	10			
1	2-A	460	Total	C	N	O	S	0	0	0
			3579	2291	591	687	10			
1	3-A	460	Total	C	N	O	S	0	0	0
			3579	2291	591	687	10			
1	4-A	460	Total	C	N	O	S	0	0	0
			3579	2291	591	687	10			
1	5-A	460	Total	C	N	O	S	0	0	0
			3579	2291	591	687	10			
1	6-A	460	Total	C	N	O	S	0	0	0
			3579	2291	591	687	10			
1	7-A	460	Total	C	N	O	S	0	0	0
			3579	2291	591	687	10			
1	8-A	460	Total	C	N	O	S	0	0	0
			3579	2291	591	687	10			
1	1-B	455	Total	C	N	O	S	0	0	0
			3543	2271	585	677	10			
1	2-B	455	Total	C	N	O	S	0	0	0
			3543	2271	585	677	10			
1	3-B	455	Total	C	N	O	S	0	0	0
			3543	2271	585	677	10			
1	4-B	455	Total	C	N	O	S	0	0	0
			3543	2271	585	677	10			
1	5-B	455	Total	C	N	O	S	0	0	0
			3543	2271	585	677	10			
1	6-B	455	Total	C	N	O	S	0	0	0
			3543	2271	585	677	10			
1	7-B	455	Total	C	N	O	S	0	0	0
			3543	2271	585	677	10			
1	8-B	455	Total	C	N	O	S	0	0	0
			3543	2271	585	677	10			

- Molecule 2 is water.

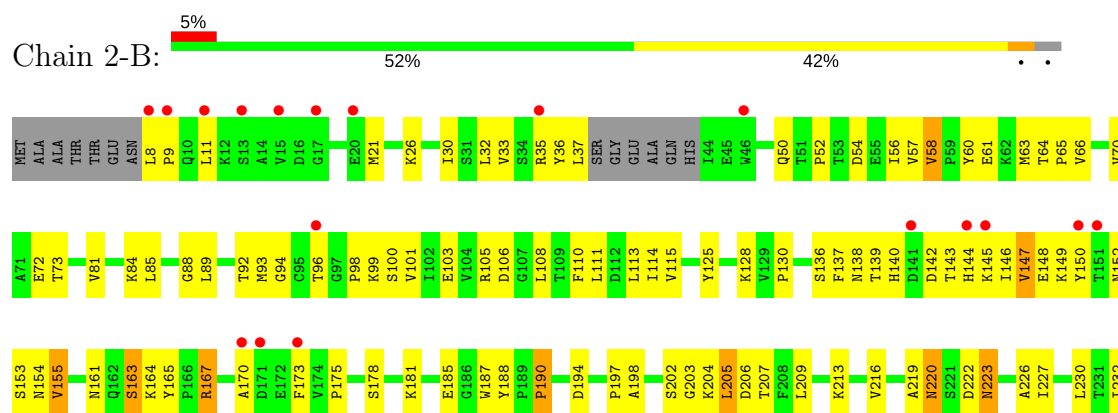
Mol	Chain	Residues	Atoms		ZeroOcc	AltConf
2	1-A	180	Total 180	O 180	0	0
2	2-A	182	Total 182	O 182	0	0
2	3-A	182	Total 182	O 182	0	0
2	4-A	183	Total 183	O 183	0	0
2	5-A	182	Total 182	O 182	0	0
2	6-A	182	Total 182	O 182	0	0
2	7-A	183	Total 183	O 183	0	0
2	8-A	183	Total 183	O 183	0	0
2	1-B	241	Total 241	O 241	0	0
2	2-B	239	Total 239	O 239	0	0
2	3-B	239	Total 239	O 239	0	0
2	4-B	238	Total 238	O 238	0	0
2	5-B	239	Total 239	O 239	0	0
2	6-B	239	Total 239	O 239	0	0
2	7-B	238	Total 238	O 238	0	0
2	8-B	238	Total 238	O 238	0	0

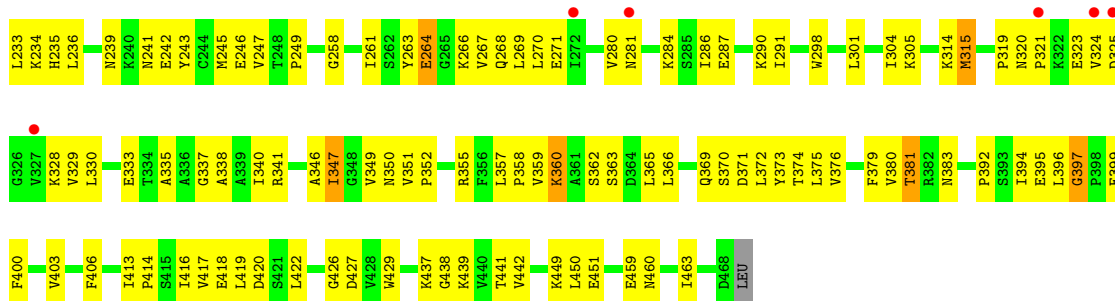


● Molecule 1: Probable UTP-glucose-1-phosphate uridylyltransferase 2

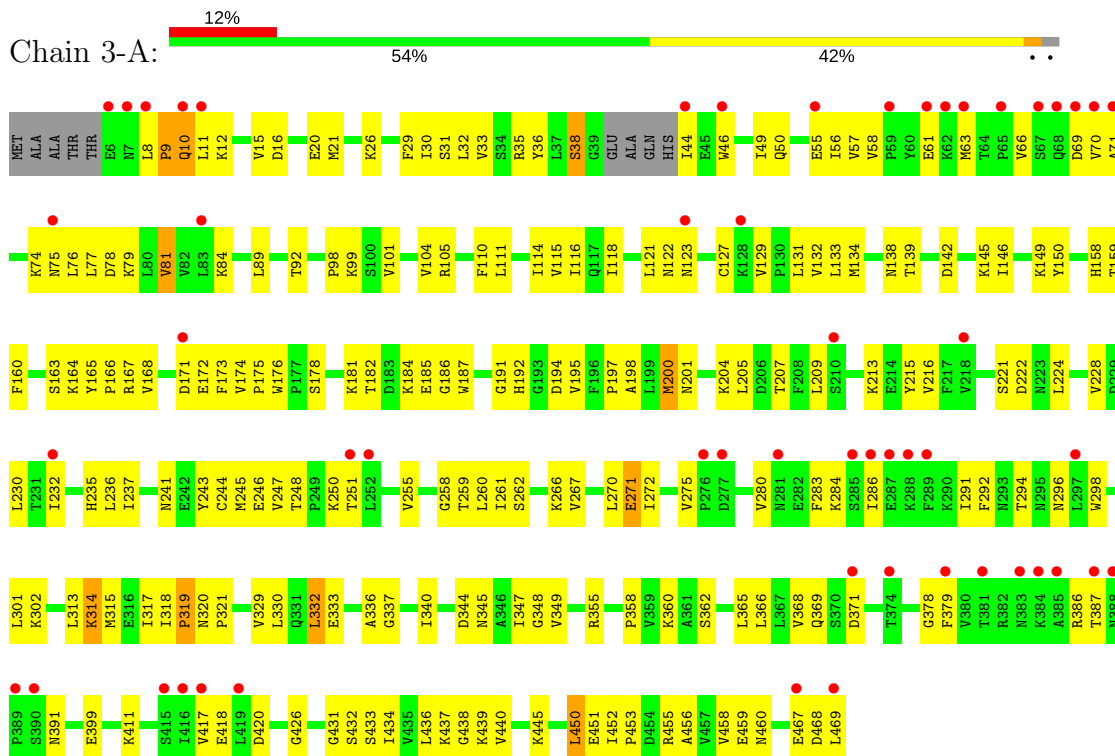


● Molecule 1: Probable UTP-glucose-1-phosphate uridylyltransferase 2

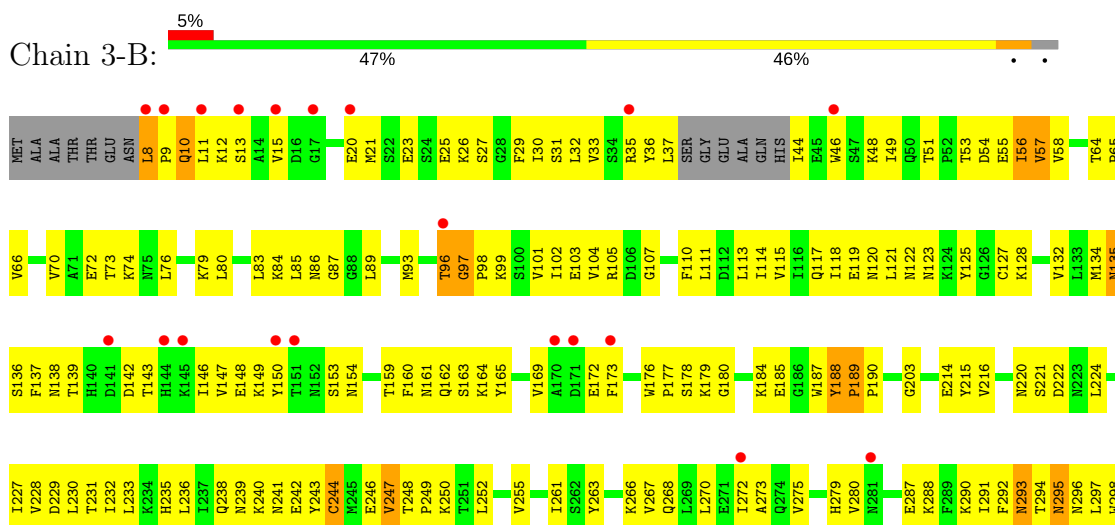


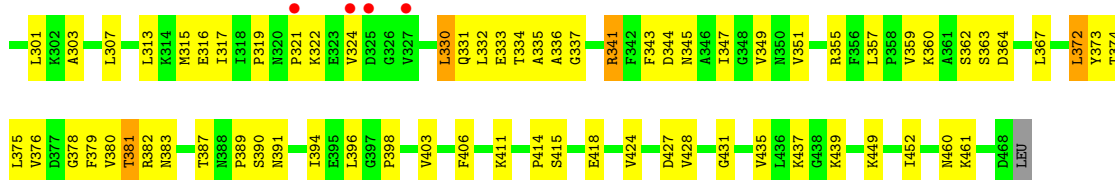


• Molecule 1: Probable UTP-glucose-1-phosphate uridylyltransferase 2

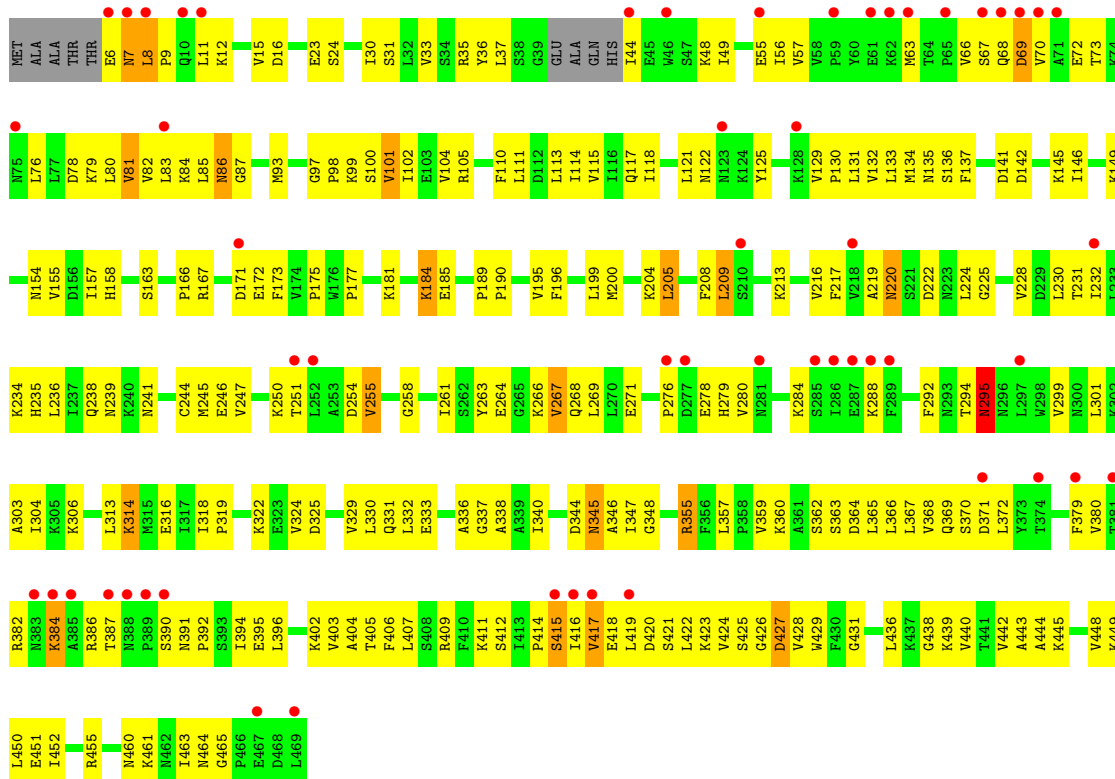


• Molecule 1: Probable UTP-glucose-1-phosphate uridylyltransferase 2

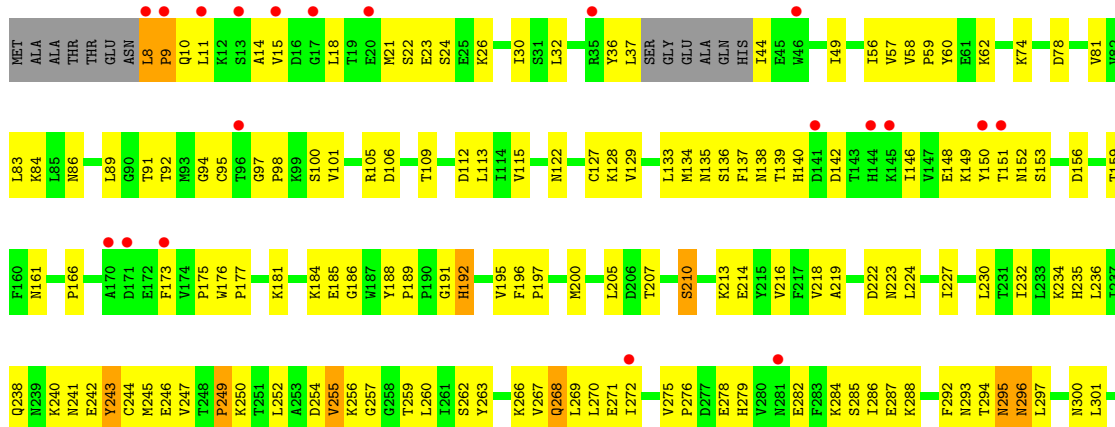




• Molecule 1: Probable UTP-glucose-1-phosphate uridylyltransferase 2

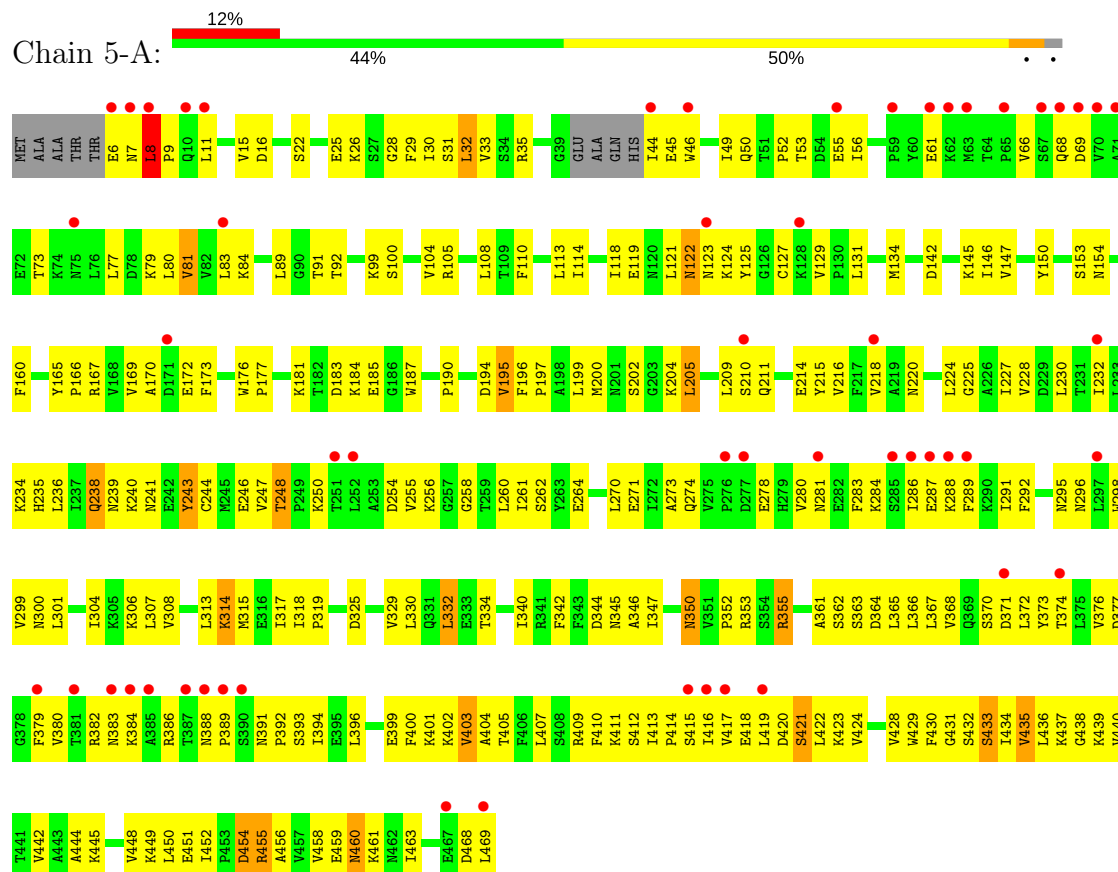


• Molecule 1: Probable UTP-glucose-1-phosphate uridylyltransferase 2

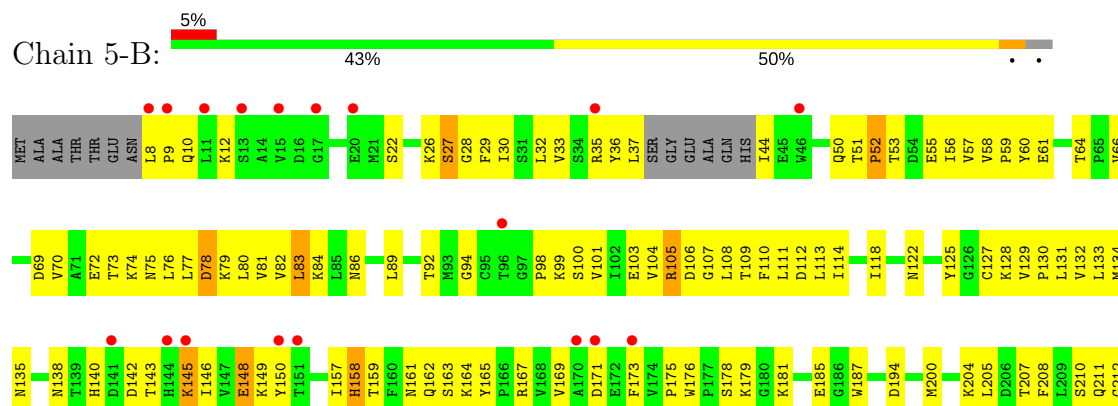


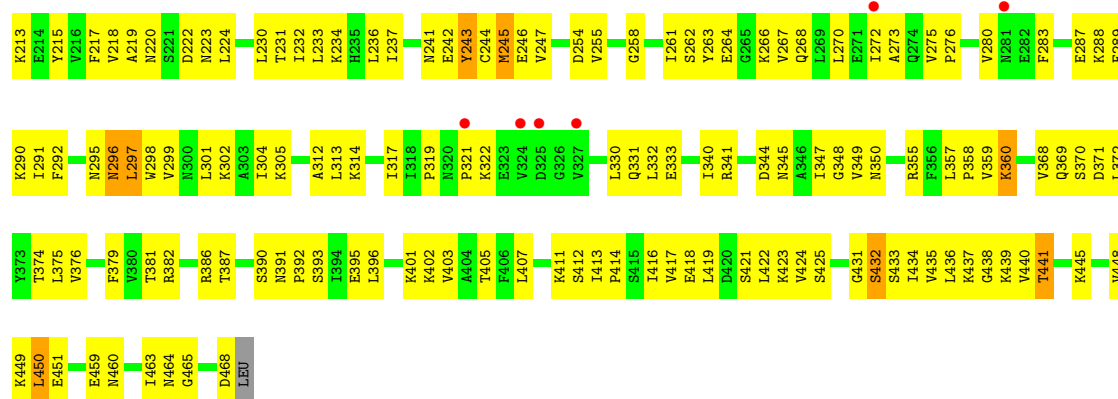


• Molecule 1: Probable UTP-glucose-1-phosphate uridylyltransferase 2




• Molecule 1: Probable UTP-glucose-1-phosphate uridylyltransferase 2

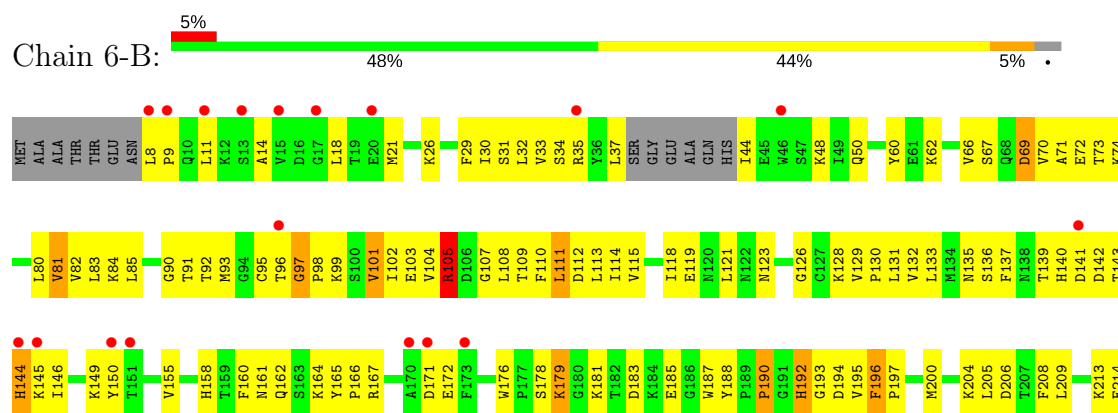


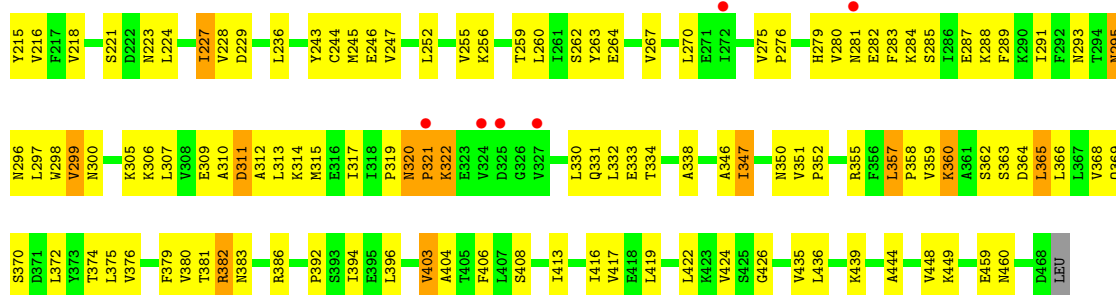


• Molecule 1: Probable UTP-glucose-1-phosphate uridylyltransferase 2



• Molecule 1: Probable UTP-glucose-1-phosphate uridylyltransferase 2

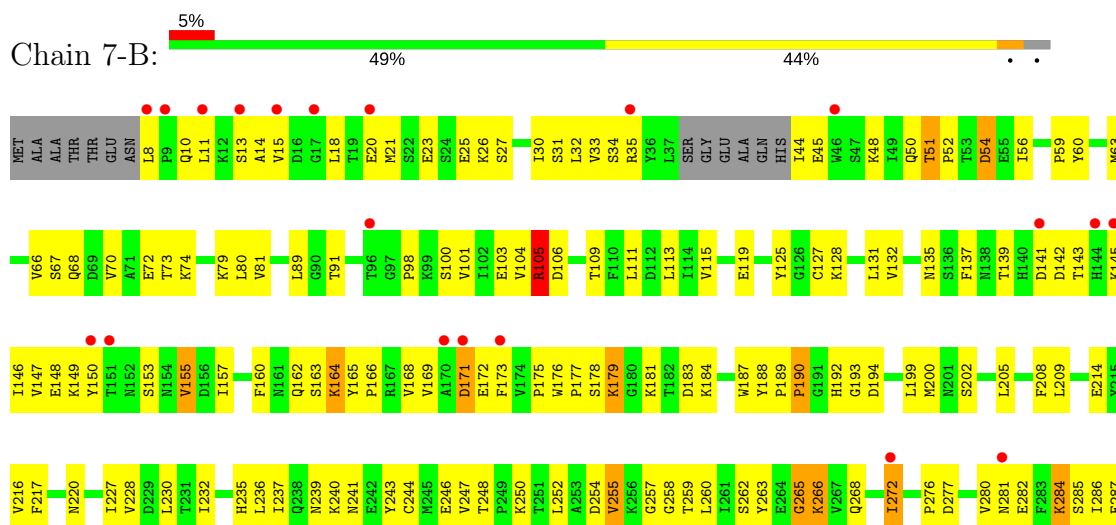


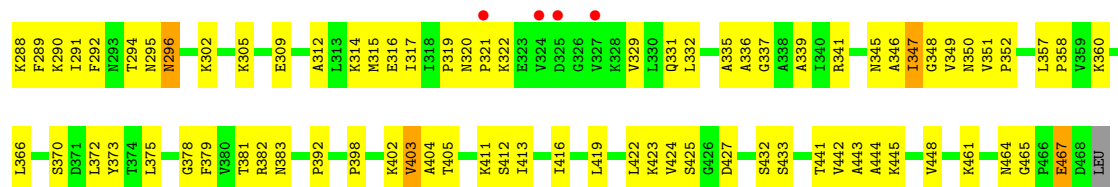


• Molecule 1: Probable UTP-glucose-1-phosphate uridylyltransferase 2

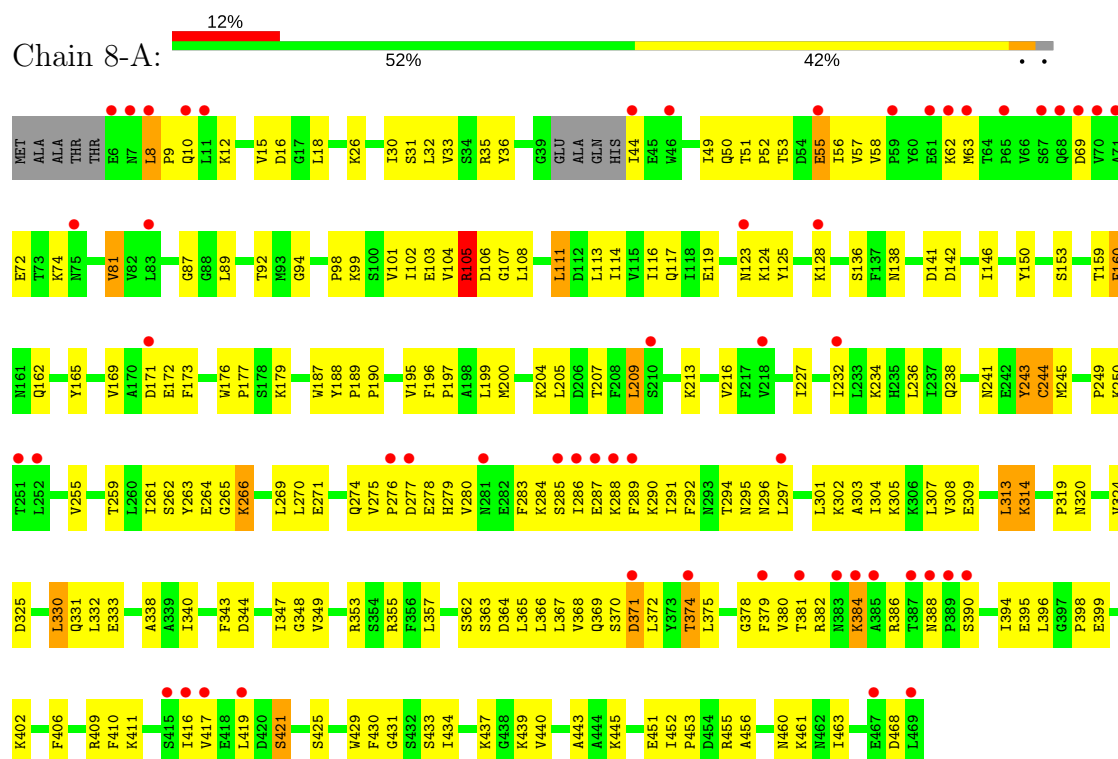


• Molecule 1: Probable UTP-glucose-1-phosphate uridylyltransferase 2

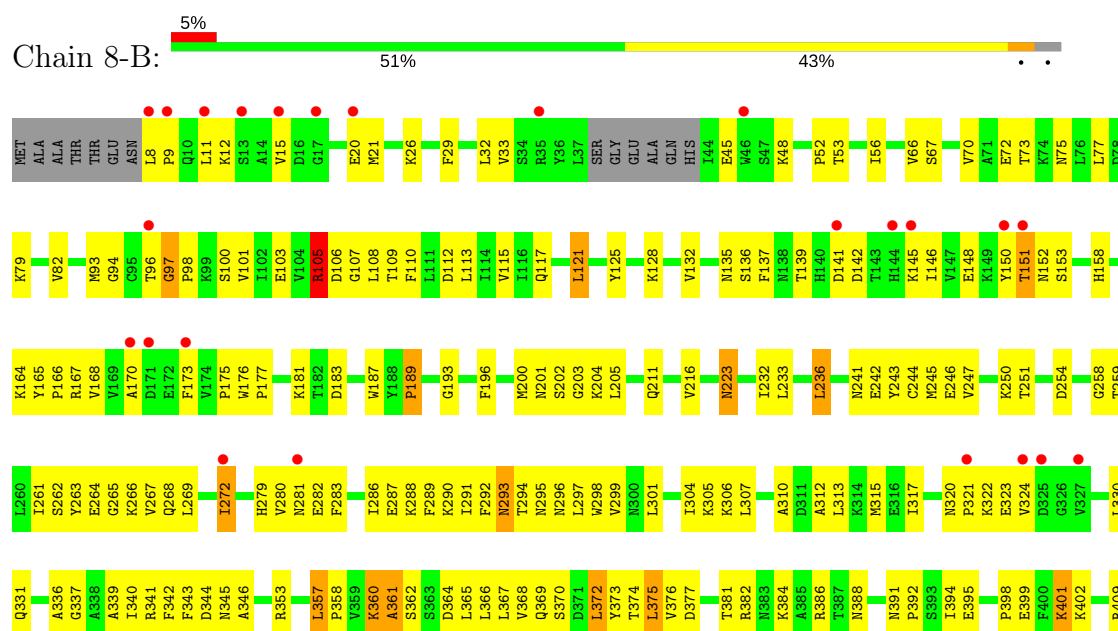




• Molecule 1: Probable UTP-glucose-1-phosphate uridylyltransferase 2



• Molecule 1: Probable UTP-glucose-1-phosphate uridylyltransferase 2



F410	K411	P414	L419	D420	S421	L422	K423	V424	S425	G426	W429	F430	G431	S432	S433	I434	V435	L436	K437	G438	K439	V440	T452	P453	D454	R455	A456	V457	V458	E459	N460	K461	V462	I463	D468	LEU
------	------	------	------	------	------	------	------	------	------	------	------	------	------	------	------	------	------	------	------	------	------	------	------	------	------	------	------	------	------	------	------	------	------	------	------	-----

4 Data and refinement statistics

Property	Value	Source
Space group	C 1 2 1	Depositor
Cell constants a, b, c, α , β , γ	188.68Å 58.86Å 89.86Å 90.00° 100.40° 90.00°	Depositor
Resolution (Å)	37.37 – 1.86 37.37 – 1.86	Depositor EDS
% Data completeness (in resolution range)	97.6 (37.37-1.86) 97.7 (37.37-1.86)	Depositor EDS
R_{merge}	(Not available)	Depositor
R_{sym}	(Not available)	Depositor
$\langle I/\sigma(I) \rangle$ ¹	3.11 (at 1.87Å)	Xtriage
Refinement program	CNS 1.1	Depositor
R, R_{free}	0.171 , 0.231 0.185 , 0.243	Depositor DCC
R_{free} test set	3986 reflections (5.28%)	DCC
Wilson B-factor (Å ²)	25.4	Xtriage
Anisotropy	0.041	Xtriage
Bulk solvent k_{sol} (e/Å ³), B_{sol} (Å ²)	0.31 , 66.9	EDS
L-test for twinning ²	$\langle L \rangle = 0.46$, $\langle L^2 \rangle = 0.29$	Xtriage
Estimated twinning fraction	No twinning to report.	Xtriage
F_o, F_c correlation	0.95	EDS
Total number of atoms	60344	wwPDB-VP
Average B, all atoms (Å ²)	24.0	wwPDB-VP

Xtriage's analysis on translational NCS is as follows: *The largest off-origin peak in the Patterson function is 4.20% of the height of the origin peak. No significant pseudotranslation is detected.*

¹Intensities estimated from amplitudes.

²Theoretical values of $\langle |L| \rangle$, $\langle L^2 \rangle$ for acentric reflections are 0.5, 0.333 respectively for untwinned datasets, and 0.375, 0.2 for perfectly twinned datasets.

5 Model quality [i](#)

5.1 Standard geometry [i](#)

The Z score for a bond length (or angle) is the number of standard deviations the observed value is removed from the expected value. A bond length (or angle) with $|Z| > 5$ is considered an outlier worth inspection. RMSZ is the root-mean-square of all Z scores of the bond lengths (or angles).

Mol	Chain	Bond lengths		Bond angles	
		RMSZ	# Z >5	RMSZ	# Z >5
1	1-A	0.48	0/3646	0.67	1/4942 (0.0%)
1	1-B	0.56	0/3610	0.73	2/4895 (0.0%)
1	2-A	0.49	0/3646	0.66	0/4942
1	2-B	0.55	1/3610 (0.0%)	0.71	1/4895 (0.0%)
1	3-A	0.47	0/3646	0.66	0/4942
1	3-B	0.55	0/3610	0.71	2/4895 (0.0%)
1	4-A	0.49	0/3646	0.66	0/4942
1	4-B	0.56	0/3610	0.73	2/4895 (0.0%)
1	5-A	0.50	0/3646	0.72	0/4942
1	5-B	0.60	0/3610	0.75	1/4895 (0.0%)
1	6-A	0.50	0/3646	0.68	0/4942
1	6-B	0.60	0/3610	0.76	2/4895 (0.0%)
1	7-A	0.51	0/3646	0.70	0/4942
1	7-B	0.57	0/3610	0.75	3/4895 (0.1%)
1	8-A	0.51	0/3646	0.69	0/4942
1	8-B	0.59	0/3610	0.77	4/4895 (0.1%)
All	All	0.53	1/58048 (0.0%)	0.71	18/78696 (0.0%)

Chiral center outliers are detected by calculating the chiral volume of a chiral center and verifying if the center is modelled as a planar moiety or with the opposite hand. A planarity outlier is detected by checking planarity of atoms in a peptide group, atoms in a mainchain group or atoms of a sidechain that are expected to be planar.

Mol	Chain	#Chirality outliers	#Planarity outliers
1	3-B	0	1
1	4-B	0	1
All	All	0	2

All (1) bond length outliers are listed below:

Mol	Chain	Res	Type	Atoms	Z	Observed(Å)	Ideal(Å)
1	2-B	242	GLU	CG-CD	5.45	1.60	1.51

All (18) bond angle outliers are listed below:

Mol	Chain	Res	Type	Atoms	Z	Observed(°)	Ideal(°)
1	1-B	348	GLY	N-CA-C	-6.06	97.95	113.10
1	4-B	348	GLY	N-CA-C	-5.87	98.43	113.10
1	4-B	296	ASN	N-CA-C	-5.74	95.52	111.00
1	6-B	105	ARG	NE-CZ-NH2	-5.73	117.43	120.30
1	7-B	290	LYS	N-CA-C	5.70	126.39	111.00
1	7-B	105	ARG	NE-CZ-NH2	-5.41	117.60	120.30
1	8-B	121	LEU	CA-CB-CG	5.40	127.72	115.30
1	6-B	81	VAL	N-CA-C	-5.37	96.49	111.00
1	8-B	189	PRO	N-CA-C	-5.35	98.19	112.10
1	1-B	388	ASN	N-CA-C	-5.32	96.64	111.00
1	8-B	251	THR	N-CA-C	-5.24	96.85	111.00
1	1-A	85	LEU	N-CA-C	-5.24	96.86	111.00
1	3-B	121	LEU	CA-CB-CG	5.22	127.31	115.30
1	3-B	189	PRO	N-CA-C	-5.21	98.56	112.10
1	7-B	296	ASN	N-CA-C	-5.11	97.20	111.00
1	8-B	105	ARG	NE-CZ-NH2	-5.08	117.76	120.30
1	2-B	205	LEU	CA-CB-CG	5.04	126.88	115.30
1	5-B	296	ASN	N-CA-C	-5.03	97.42	111.00

There are no chirality outliers.

All (2) planarity outliers are listed below:

Mol	Chain	Res	Type	Group
1	3-B	125	TYR	Sidechain
1	4-B	243	TYR	Sidechain

5.2 Too-close contacts [i](#)

In the following table, the Non-H and H(model) columns list the number of non-hydrogen atoms and hydrogen atoms in the chain respectively. The H(added) column lists the number of hydrogen atoms added and optimized by MolProbity. The Clashes column lists the number of clashes within the asymmetric unit, whereas Symm-Clashes lists symmetry related clashes.

Mol	Chain	Non-H	H(model)	H(added)	Clashes	Symm-Clashes
1	1-A	3579	0	3652	229	0
1	1-B	3543	0	3621	255	0
1	2-A	3579	0	3652	254	0
1	2-B	3543	0	3621	210	0
1	3-A	3579	0	3652	185	0
1	3-B	3543	0	3621	255	0

Continued on next page...

Continued from previous page...

Mol	Chain	Non-H	H(model)	H(added)	Clashes	Symm-Clashes
1	4-A	3579	0	3652	293	0
1	4-B	3543	0	3621	256	0
1	5-A	3579	0	3652	320	0
1	5-B	3543	0	3621	273	0
1	6-A	3579	0	3652	229	0
1	6-B	3543	0	3621	253	0
1	7-A	3579	0	3652	233	0
1	7-B	3543	0	3621	239	0
1	8-A	3579	0	3652	222	0
1	8-B	3543	0	3621	230	0
2	1-A	180	0	0	41	0
2	1-B	241	0	0	32	0
2	2-A	182	0	0	23	0
2	2-B	239	0	0	38	0
2	3-A	182	0	0	24	0
2	3-B	239	0	0	41	0
2	4-A	183	0	0	32	0
2	4-B	238	0	0	37	0
2	5-A	182	0	0	43	0
2	5-B	239	0	0	37	0
2	6-A	182	0	0	32	0
2	6-B	239	0	0	33	0
2	7-A	183	0	0	27	0
2	7-B	238	0	0	34	0
2	8-A	183	0	0	24	0
2	8-B	238	0	0	41	0
All	All	60344	0	58184	3934	0

The all-atom clashscore is defined as the number of clashes found per 1000 atoms (including hydrogen atoms). The all-atom clashscore for this structure is 34.

All (3934) close contacts within the same asymmetric unit are listed below, sorted by their clash magnitude.

Atom-1	Atom-2	Interatomic distance (Å)	Clash overlap (Å)
1:A:415:SER:HB3	2:A:486:HOH:O	1.18	1.29
1:A:363:SER:HB3	2:A:605:HOH:O	1.42	1.19
1:B:341:ARG:HA	2:B:568:HOH:O	1.47	1.15
1:A:355:ARG:HH11	1:A:355:ARG:HG3	1.12	1.13
1:A:344:ASP:HB3	2:A:570:HOH:O	1.44	1.13
1:B:76:LEU:HD23	1:B:237:ILE:HD12	1.31	1.13
1:A:108:LEU:HD12	1:A:375:LEU:HD23	1.30	1.12

Continued on next page...

Continued from previous page...

Atom-1	Atom-2	Interatomic distance (Å)	Clash overlap (Å)
1:B:49:ILE:HG23	1:B:261:ILE:HD13	1.33	1.09
1:B:351:VAL:HG21	1:B:355:ARG:HD3	1.34	1.09
1:B:132:VAL:HG22	1:B:158:HIS:HB2	1.29	1.07
1:A:355:ARG:HH11	1:A:355:ARG:HG3	1.13	1.07
1:A:355:ARG:HG3	1:A:355:ARG:HH11	1.13	1.06
1:B:453:PRO:HG2	1:B:456:ALA:HB2	1.35	1.06
1:B:244:CYS:SG	1:B:298:TRP:HB2	1.96	1.05
1:A:268:GLN:HG2	2:A:474:HOH:O	1.55	1.05
1:A:92:THR:HB	2:A:567:HOH:O	1.55	1.05
1:B:32:LEU:HB3	2:B:683:HOH:O	1.53	1.05
1:A:8:LEU:HG	1:A:9:PRO:HD3	1.39	1.04
1:A:123:ASN:HB2	2:A:553:HOH:O	1.58	1.03
1:A:319:PRO:HA	1:A:332:LEU:HD12	1.40	1.03
1:B:267:VAL:HG12	2:B:568:HOH:O	1.58	1.02
1:A:428:VAL:HG13	1:A:450:LEU:HB2	1.41	1.02
1:B:100:SER:HB2	1:B:111:LEU:HG	1.37	1.01
1:B:268:GLN:HE21	1:B:341:ARG:HB2	1.20	1.01
1:B:382:ARG:HD3	2:B:704:HOH:O	1.61	1.01
1:A:416:ILE:HG22	1:A:419:LEU:HD13	1.42	1.01
1:B:386:ARG:HB2	1:B:417:VAL:HG23	1.43	1.01
1:A:101:VAL:HG11	1:A:146:ILE:HG13	1.38	1.01
1:B:423:LYS:HB3	1:B:441:THR:HG22	1.39	1.00
1:B:162:GLN:HB2	1:B:194:ASP:OD2	1.62	1.00
1:A:200:MET:HG2	1:A:205:LEU:HD23	1.43	1.00
1:B:382:ARG:HD3	2:B:707:HOH:O	1.60	0.99
1:B:242:GLU:HB2	1:B:343:PHE:HB3	1.43	0.99
1:B:133:LEU:HB2	1:B:159:THR:HG22	1.45	0.99
1:B:382:ARG:HD3	2:B:704:HOH:O	1.64	0.98
1:B:150:TYR:HD2	2:B:652:HOH:O	1.46	0.98
1:B:207:THR:O	1:B:211:GLN:HB2	1.64	0.97
1:A:427:ASP:HB3	1:A:449:LYS:HA	1.43	0.97
1:A:200:MET:HG2	1:A:205:LEU:HD23	1.47	0.97
1:B:92:THR:HG21	1:B:360:LYS:HE2	1.43	0.97
1:B:382:ARG:HD3	2:B:704:HOH:O	1.62	0.97
1:A:441:THR:HB	1:A:462:ASN:HA	1.44	0.96
1:B:268:GLN:NE2	1:B:341:ARG:HB2	1.79	0.96
1:A:94:GLY:HA3	1:A:402:LYS:HG3	1.45	0.96
1:B:358:PRO:HB2	1:B:360:LYS:HD3	1.44	0.96
1:A:366:LEU:HD22	1:A:394:ILE:HD13	1.48	0.95
1:A:168:VAL:HB	1:A:330:LEU:HB2	1.49	0.95
1:A:216:VAL:HB	1:A:301:LEU:HD21	1.50	0.94

Continued on next page...

Continued from previous page...

Atom-1	Atom-2	Interatomic distance (Å)	Clash overlap (Å)
1:A:200:MET:HG2	1:A:205:LEU:HD23	1.48	0.94
1:A:415:SER:HB2	1:A:435:VAL:HA	1.46	0.94
1:A:105:ARG:HD3	1:A:375:LEU:HD13	1.50	0.94
1:A:136:SER:HB3	1:A:162:GLN:HE21	1.30	0.94
1:A:81:VAL:HA	1:A:130:PRO:HG2	1.49	0.94
1:A:81:VAL:HG12	1:A:215:TYR:O	1.66	0.94
1:B:220:ASN:HD21	1:B:295:ASN:HD22	1.13	0.94
1:A:412:SER:HB3	2:A:503:HOH:O	1.65	0.94
1:A:264:GLU:HG3	2:A:604:HOH:O	1.65	0.93
1:A:319:PRO:HB3	1:A:330:LEU:HD22	1.48	0.93
1:B:265:GLY:O	1:B:266:LYS:HB2	1.67	0.93
1:B:358:PRO:HB2	1:B:360:LYS:HD3	1.52	0.92
1:A:6:GLU:HG2	2:A:618:HOH:O	1.67	0.92
1:A:83:LEU:HD22	1:A:218:VAL:HG13	1.51	0.92
1:B:83:LEU:HA	1:B:132:VAL:O	1.67	0.92
1:B:268:GLN:HB3	1:B:341:ARG:HD2	1.49	0.92
1:A:355:ARG:HH11	1:A:355:ARG:HG3	1.32	0.92
1:A:133:LEU:HB2	1:A:159:THR:HG22	1.51	0.92
1:A:295:ASN:O	1:A:297:LEU:HG	1.70	0.92
1:A:249:PRO:HA	1:A:291:ILE:HG22	1.52	0.91
1:A:123:ASN:HB2	2:A:552:HOH:O	1.69	0.91
1:B:105:ARG:HE	1:B:369:GLN:HA	1.34	0.91
1:B:386:ARG:NH2	1:B:392:PRO:HD3	1.84	0.91
1:B:135:ASN:HB2	1:B:139:THR:OG1	1.70	0.91
1:B:56:ILE:O	1:B:58:VAL:HG23	1.70	0.91
1:B:81:VAL:HG22	1:B:130:PRO:HG3	1.52	0.91
1:B:111:LEU:HA	1:B:114:ILE:HD12	1.53	0.91
1:A:50:GLN:HB2	1:A:262:SER:HB3	1.52	0.91
1:A:6:GLU:HG2	1:A:7:ASN:H	1.35	0.90
1:B:382:ARG:HD3	2:B:705:HOH:O	1.72	0.90
1:A:142:ASP:O	1:A:146:ILE:HG12	1.71	0.90
1:B:246:GLU:HB2	1:B:296:ASN:HB2	1.53	0.90
1:A:200:MET:O	2:A:488:HOH:O	1.90	0.90
1:A:85:LEU:HB2	1:A:220:ASN:HA	1.53	0.90
1:A:436:LEU:HD13	1:A:440:VAL:HG11	1.54	0.90
1:B:150:TYR:HD2	2:B:653:HOH:O	1.53	0.90
1:B:375:LEU:HD23	2:B:605:HOH:O	1.72	0.90
1:B:291:ILE:HD12	1:B:291:ILE:O	1.72	0.89
1:B:319:PRO:O	1:B:321:PRO:HD3	1.72	0.89
1:A:44:ILE:HG12	2:A:652:HOH:O	1.73	0.89
1:B:227:ILE:HG13	1:B:355:ARG:HH22	1.34	0.89

Continued on next page...

Continued from previous page...

Atom-1	Atom-2	Interatomic distance (Å)	Clash overlap (Å)
1:B:246:GLU:OE2	1:B:296:ASN:HB3	1.73	0.89
1:A:436:LEU:HD22	1:A:458:VAL:HB	1.53	0.89
1:B:382:ARG:HG3	2:B:705:HOH:O	1.71	0.89
1:B:52:PRO:HB3	1:B:56:ILE:HB	1.54	0.88
1:A:302:LYS:HG3	2:A:558:HOH:O	1.73	0.88
1:A:268:GLN:HA	1:A:340:ILE:HG23	1.56	0.88
1:B:111:LEU:HD23	1:B:111:LEU:C	1.93	0.88
1:A:355:ARG:HH11	1:A:355:ARG:CG	1.86	0.88
1:A:455:ARG:HB3	1:A:455:ARG:HH11	1.37	0.88
1:B:236:LEU:HD22	1:B:244:CYS:SG	2.13	0.88
1:A:55:GLU:HG2	2:A:624:HOH:O	1.73	0.88
1:A:247:VAL:HG21	1:A:291:ILE:HD12	1.56	0.88
1:B:422:LEU:HD13	1:B:436:LEU:HD13	1.53	0.88
1:B:245:MET:HB2	1:B:297:LEU:HD22	1.56	0.88
1:B:100:SER:HB2	1:B:111:LEU:HG	1.55	0.88
1:A:99:LYS:HG3	1:A:102:ILE:HD12	1.55	0.88
1:B:158:HIS:HB3	1:B:204:LYS:HE3	1.57	0.87
1:B:281:ASN:HB3	2:B:649:HOH:O	1.74	0.87
1:A:55:GLU:HG2	2:A:624:HOH:O	1.75	0.87
1:A:117:GLN:HG3	1:A:378:GLY:O	1.74	0.87
1:B:179:LYS:HA	1:B:179:LYS:HE3	1.56	0.87
1:A:453:PRO:HG2	1:A:456:ALA:HB2	1.53	0.87
1:B:44:ILE:HG21	1:B:49:ILE:HD11	1.55	0.87
1:B:77:LEU:HD21	1:B:230:LEU:HD21	1.57	0.86
1:A:84:LYS:HB3	1:A:221:SER:HB3	1.57	0.86
1:A:412:SER:OG	2:A:503:HOH:O	1.93	0.86
1:B:261:ILE:HD13	1:B:270:LEU:HD22	1.57	0.86
1:B:61:GLU:OE1	2:B:583:HOH:O	1.91	0.86
1:A:436:LEU:HB3	1:A:440:VAL:HG21	1.58	0.86
1:A:368:VAL:HG23	1:A:369:GLN:HG3	1.57	0.86
1:A:52:PRO:HD3	1:A:261:ILE:HA	1.57	0.86
1:A:442:VAL:HG11	1:A:452:ILE:HD11	1.58	0.86
1:A:355:ARG:HH11	1:A:355:ARG:CG	1.89	0.86
1:B:147:VAL:HA	2:B:653:HOH:O	1.74	0.86
1:A:364:ASP:O	1:A:368:VAL:HG22	1.75	0.86
1:B:266:LYS:HG2	2:B:568:HOH:O	1.74	0.86
1:B:386:ARG:CZ	1:B:392:PRO:HD3	2.05	0.85
1:A:402:LYS:HE3	1:A:404:ALA:HB3	1.57	0.85
1:B:379:PHE:O	1:B:381:THR:HG23	1.76	0.85
1:A:229:ASP:HB3	1:A:232:ILE:HD12	1.57	0.85
1:A:453:PRO:HG2	1:A:456:ALA:HB2	1.55	0.85

Continued on next page...

Continued from previous page...

Atom-1	Atom-2	Interatomic distance (Å)	Clash overlap (Å)
1:A:44:ILE:HG12	2:A:649:HOH:O	1.74	0.85
1:B:103:GLU:OE1	1:B:107:GLY:HA2	1.77	0.85
1:B:128:LYS:HD2	2:B:670:HOH:O	1.76	0.85
1:A:209:LEU:HD11	1:A:301:LEU:HB3	1.59	0.84
1:A:55:GLU:HG2	2:A:623:HOH:O	1.76	0.84
1:A:246:GLU:HB2	1:A:296:ASN:HB2	1.58	0.84
1:B:272:ILE:HG22	2:B:510:HOH:O	1.76	0.84
1:A:50:GLN:HB2	1:A:262:SER:HB3	1.58	0.84
1:A:35:ARG:HG3	1:A:314:LYS:HE2	1.58	0.84
1:A:35:ARG:HG3	1:A:314:LYS:HG3	1.57	0.84
1:B:288:LYS:O	1:B:290:LYS:HG3	1.76	0.84
1:B:65:PRO:HA	1:B:231:THR:CG2	2.08	0.84
1:A:6:GLU:HG2	1:A:7:ASN:H	1.40	0.84
1:A:89:LEU:HG	2:A:593:HOH:O	1.77	0.84
1:B:190:PRO:HA	1:B:333:GLU:HG2	1.59	0.84
1:A:56:ILE:HG22	1:A:57:VAL:HG23	1.59	0.84
1:B:266:LYS:HG2	2:B:568:HOH:O	1.76	0.83
1:A:445:LYS:HG3	2:A:563:HOH:O	1.78	0.83
1:B:111:LEU:HD22	2:B:554:HOH:O	1.78	0.83
1:A:344:ASP:HB3	2:A:569:HOH:O	1.77	0.83
1:B:376:VAL:HB	1:B:381:THR:HG21	1.57	0.83
1:A:319:PRO:HA	1:A:332:LEU:HD12	1.61	0.83
1:B:281:ASN:HB2	2:B:649:HOH:O	1.77	0.83
1:A:302:LYS:HG3	2:A:559:HOH:O	1.77	0.83
1:A:8:LEU:HG	1:A:9:PRO:HD3	1.61	0.83
1:A:11:LEU:HD13	1:A:33:VAL:HG11	1.59	0.83
1:B:77:LEU:CD2	1:B:121:LEU:HD21	2.09	0.83
1:B:330:LEU:HD23	1:B:331:GLN:N	1.94	0.83
1:B:146:ILE:HG21	2:B:563:HOH:O	1.77	0.82
1:B:227:ILE:HG13	1:B:355:ARG:HH22	1.44	0.82
1:A:192:HIS:CE1	1:A:336:ALA:H	1.97	0.82
1:A:411:LYS:HB2	1:A:431:GLY:C	2.00	0.82
1:B:52:PRO:HB3	1:B:56:ILE:HB	1.61	0.82
1:B:272:ILE:HG23	2:B:504:HOH:O	1.78	0.82
1:B:200:MET:HE1	1:B:305:LYS:HE3	1.61	0.82
1:A:118:ILE:HD12	1:A:131:LEU:HD22	1.61	0.82
1:B:99:LYS:NZ	1:B:360:LYS:HA	1.95	0.82
1:A:453:PRO:HG2	1:A:456:ALA:HB2	1.61	0.82
1:B:223:ASN:HA	1:B:358:PRO:HA	1.61	0.82
1:B:81:VAL:HG22	1:B:130:PRO:CG	2.09	0.82
1:A:119:GLU:HG3	1:A:154:ASN:N	1.95	0.82

Continued on next page...

Continued from previous page...

Atom-1	Atom-2	Interatomic distance (Å)	Clash overlap (Å)
1:A:432:SER:H	1:A:454:ASP:HA	1.43	0.81
1:B:341:ARG:HH11	1:B:341:ARG:HB2	1.43	0.81
1:A:355:ARG:HG3	1:A:355:ARG:HH11	1.45	0.81
1:B:330:LEU:HD23	1:B:331:GLN:N	1.95	0.81
1:B:319:PRO:O	1:B:321:PRO:HD3	1.80	0.81
1:B:79:LYS:HD3	1:B:214:GLU:OE1	1.80	0.81
1:B:65:PRO:HA	1:B:231:THR:HG23	1.61	0.81
1:B:56:ILE:HG13	1:B:262:SER:OG	1.80	0.81
1:B:56:ILE:O	1:B:347:ILE:HB	1.81	0.81
1:A:355:ARG:HG3	1:A:355:ARG:HH11	1.46	0.81
1:A:394:ILE:HA	1:A:422:LEU:O	1.78	0.81
1:A:11:LEU:HD13	1:A:33:VAL:HG11	1.60	0.81
1:B:23:GLU:HG2	2:B:599:HOH:O	1.81	0.81
1:B:114:ILE:HG23	2:B:529:HOH:O	1.80	0.81
1:B:373:TYR:CD2	1:B:380:VAL:HG12	2.15	0.81
1:B:266:LYS:HB2	2:B:598:HOH:O	1.80	0.81
1:A:455:ARG:HH11	1:A:455:ARG:HB3	1.44	0.81
1:B:205:LEU:HD21	1:B:305:LYS:HB2	1.61	0.81
1:B:376:VAL:HB	1:B:381:THR:HG21	1.62	0.80
1:B:398:PRO:O	2:B:499:HOH:O	1.97	0.80
1:A:195:VAL:HG13	1:A:196:PHE:H	1.45	0.80
1:B:249:PRO:O	2:B:475:HOH:O	1.98	0.80
1:B:11:LEU:HD13	1:B:33:VAL:HG11	1.64	0.80
1:A:455:ARG:NH1	1:A:455:ARG:HB3	1.96	0.80
1:B:256:LYS:HB2	2:B:658:HOH:O	1.81	0.80
1:B:372:LEU:HD22	1:B:373:TYR:CE1	2.17	0.80
1:B:235:HIS:ND1	2:B:506:HOH:O	2.14	0.80
1:B:246:GLU:OE1	1:B:355:ARG:NH2	2.15	0.80
1:B:99:LYS:HG3	1:B:102:ILE:HD12	1.62	0.80
1:A:439:LYS:HE3	1:A:462:ASN:OD1	1.81	0.80
1:A:195:VAL:HG13	1:A:196:PHE:N	1.96	0.80
1:B:143:THR:O	1:B:147:VAL:HG22	1.80	0.80
1:A:44:ILE:HB	2:A:596:HOH:O	1.81	0.80
1:B:121:LEU:HD11	1:B:228:VAL:HG21	1.64	0.80
1:A:371:ASP:OD2	1:A:417:VAL:HB	1.81	0.80
1:A:455:ARG:NH1	1:A:455:ARG:HB3	1.97	0.80
1:B:105:ARG:NE	1:B:369:GLN:HA	1.96	0.80
1:B:11:LEU:HD13	1:B:33:VAL:HG11	1.65	0.79
1:B:164:LYS:HD2	1:B:164:LYS:O	1.82	0.79
1:A:415:SER:HB2	1:A:435:VAL:CA	2.11	0.79
1:A:149:LYS:O	2:A:613:HOH:O	1.99	0.79

Continued on next page...

Continued from previous page...

Atom-1	Atom-2	Interatomic distance (Å)	Clash overlap (Å)
1:B:141:ASP:O	1:B:145:LYS:HG2	1.81	0.79
1:B:132:VAL:HG22	1:B:158:HIS:HB2	1.64	0.79
1:A:207:THR:O	1:A:211:GLN:HG3	1.83	0.79
1:B:236:LEU:HD11	1:B:298:TRP:HB3	1.65	0.79
1:B:331:GLN:O	1:B:333:GLU:HG3	1.82	0.79
1:A:114:ILE:HA	1:A:117:GLN:OE1	1.82	0.79
1:A:49:ILE:HG23	1:A:261:ILE:HB	1.65	0.79
1:A:255:VAL:HG23	1:A:256:LYS:HG3	1.65	0.79
1:B:379:PHE:HB2	1:B:381:THR:HG22	1.64	0.79
1:A:439:LYS:O	1:A:460:ASN:HA	1.82	0.79
1:B:79:LYS:HD2	1:B:237:ILE:HD13	1.64	0.79
1:B:81:VAL:HG22	1:B:130:PRO:HG3	1.65	0.79
1:A:246:GLU:CD	1:A:355:ARG:HH12	1.86	0.79
1:A:355:ARG:HH11	1:A:355:ARG:CG	1.95	0.79
1:A:35:ARG:HG3	1:A:314:LYS:NZ	1.98	0.78
1:A:302:LYS:HG3	2:A:558:HOH:O	1.82	0.78
1:A:81:VAL:HG13	1:A:216:VAL:HA	1.66	0.78
1:B:246:GLU:CD	1:B:296:ASN:HB3	2.04	0.78
1:A:330:LEU:HD23	1:A:331:GLN:N	1.98	0.78
1:A:28:GLY:O	1:A:32:LEU:HD22	1.83	0.78
1:B:266:LYS:HD3	1:B:341:ARG:O	1.84	0.78
1:A:105:ARG:HH21	1:A:374:THR:HA	1.48	0.78
1:A:8:LEU:CG	1:A:9:PRO:HD3	2.14	0.78
1:A:190:PRO:HA	1:A:333:GLU:HG2	1.65	0.78
1:B:76:LEU:CD2	1:B:237:ILE:HD12	2.12	0.78
1:B:272:ILE:HD11	1:B:280:VAL:HG13	1.66	0.78
1:B:351:VAL:CG2	1:B:355:ARG:HD3	2.13	0.78
1:A:44:ILE:HG12	2:A:652:HOH:O	1.82	0.78
1:A:417:VAL:HG12	1:A:418:GLU:HG3	1.65	0.78
1:B:376:VAL:HB	1:B:381:THR:CG2	2.13	0.78
1:B:73:THR:HG23	1:B:230:LEU:HD22	1.65	0.78
1:A:99:LYS:NZ	1:A:102:ILE:HD12	1.98	0.78
1:B:258:GLY:O	1:B:292:PHE:HA	1.85	0.78
1:A:439:LYS:HD2	1:A:440:VAL:N	1.99	0.77
1:B:150:TYR:CD2	2:B:652:HOH:O	2.37	0.77
1:B:30:ILE:C	1:B:32:LEU:H	1.87	0.77
1:B:366:LEU:HD13	1:B:394:ILE:HG21	1.64	0.77
1:B:122:ASN:HA	1:B:127:CYS:SG	2.24	0.77
1:B:150:TYR:HD2	2:B:652:HOH:O	1.67	0.77
1:A:35:ARG:HG3	1:A:314:LYS:CG	2.15	0.77
1:A:83:LEU:HD22	1:A:218:VAL:HG13	1.65	0.77

Continued on next page...

Continued from previous page...

Atom-1	Atom-2	Interatomic distance (Å)	Clash overlap (Å)
1:A:66:VAL:HA	1:A:234:LYS:HE2	1.65	0.77
1:A:250:LYS:HG2	1:A:286:ILE:HG22	1.64	0.77
1:A:272:ILE:HG12	2:A:535:HOH:O	1.85	0.77
1:A:99:LYS:HE2	1:A:360:LYS:HD2	1.67	0.77
1:A:84:LYS:HG3	1:A:114:ILE:HD13	1.67	0.77
1:B:14:ALA:HB1	1:B:178:SER:OG	1.85	0.77
1:B:419:LEU:HD21	1:B:422:LEU:HB2	1.66	0.77
1:A:358:PRO:HB2	1:A:360:LYS:HD3	1.65	0.77
1:B:372:LEU:O	1:B:372:LEU:HD23	1.84	0.77
1:A:322:LYS:HG3	1:A:331:GLN:HE22	1.50	0.77
1:B:224:LEU:HD13	1:B:380:VAL:HG21	1.66	0.77
1:B:273:ALA:HB2	2:B:504:HOH:O	1.83	0.77
1:B:23:GLU:HG2	2:B:600:HOH:O	1.85	0.77
1:A:271:GLU:OE1	2:A:535:HOH:O	2.02	0.77
1:A:224:LEU:HD13	1:A:380:VAL:HG21	1.66	0.76
1:A:355:ARG:NH1	1:A:355:ARG:HG3	1.94	0.76
1:A:84:LYS:HG3	1:A:114:ILE:HD13	1.67	0.76
1:A:94:GLY:HA3	1:A:402:LYS:HG3	1.67	0.76
1:A:55:GLU:HG3	2:A:623:HOH:O	1.85	0.76
1:B:398:PRO:HD2	2:B:484:HOH:O	1.85	0.76
1:A:319:PRO:HB3	1:A:330:LEU:CD2	2.13	0.76
1:A:415:SER:CB	1:A:435:VAL:HA	2.15	0.76
1:B:150:TYR:HD2	2:B:653:HOH:O	1.67	0.76
1:B:77:LEU:CD2	1:B:230:LEU:HD21	2.15	0.76
1:B:26:LYS:O	1:B:30:ILE:HG12	1.85	0.76
1:B:370:SER:OG	1:B:416:ILE:HD11	1.86	0.76
1:A:35:ARG:HG3	1:A:314:LYS:HG3	1.67	0.76
1:B:199:LEU:HD23	1:B:205:LEU:HB2	1.67	0.76
1:A:11:LEU:HD11	1:A:173:PHE:HE2	1.50	0.76
1:A:99:LYS:HE2	2:A:546:HOH:O	1.85	0.76
1:B:236:LEU:HA	1:B:241:ASN:OD1	1.86	0.76
1:B:331:GLN:O	1:B:333:GLU:HG3	1.85	0.76
1:A:199:LEU:HD12	1:A:204:LYS:HB2	1.68	0.76
1:A:189:PRO:HD2	2:A:621:HOH:O	1.83	0.75
1:B:114:ILE:HD11	1:B:221:SER:HB2	1.65	0.75
1:B:332:LEU:HD12	2:B:685:HOH:O	1.85	0.75
1:A:431:GLY:N	1:A:452:ILE:O	2.19	0.75
1:B:425:SER:O	1:B:443:ALA:HA	1.86	0.75
1:B:321:PRO:O	1:B:322:LYS:HB2	1.84	0.75
1:B:88:GLY:O	1:B:99:LYS:N	2.19	0.75
1:A:16:ASP:HA	1:A:26:LYS:HD3	1.66	0.75

Continued on next page...

Continued from previous page...

Atom-1	Atom-2	Interatomic distance (Å)	Clash overlap (Å)
1:A:104:VAL:HG21	1:A:224:LEU:HD11	1.67	0.75
1:A:77:LEU:HG	1:A:230:LEU:HD11	1.69	0.75
1:B:233:LEU:HD12	1:B:236:LEU:HD12	1.69	0.75
1:A:81:VAL:HA	1:A:130:PRO:CG	2.16	0.75
1:B:261:ILE:HD13	1:B:270:LEU:HD22	1.68	0.75
1:B:8:LEU:N	1:B:9:PRO:HD3	2.01	0.75
1:B:367:LEU:HG	1:B:394:ILE:HD12	1.69	0.75
1:B:312:ALA:O	1:B:314:LYS:HG3	1.85	0.75
1:A:421:SER:OG	2:A:582:HOH:O	2.04	0.75
1:A:117:GLN:HE21	1:A:379:PHE:HA	1.51	0.75
1:A:205:LEU:HD11	1:A:301:LEU:HB3	1.67	0.75
1:A:11:LEU:HD13	1:A:33:VAL:HG11	1.68	0.75
1:B:164:LYS:NZ	2:B:658:HOH:O	2.18	0.75
1:A:12:LYS:HD3	2:A:620:HOH:O	1.87	0.75
1:B:80:LEU:O	1:B:130:PRO:HD2	1.86	0.75
1:A:98:PRO:O	1:A:101:VAL:HG22	1.87	0.75
1:A:308:VAL:HA	2:A:489:HOH:O	1.85	0.74
1:A:436:LEU:CD2	1:A:458:VAL:HB	2.17	0.74
1:B:11:LEU:O	1:B:11:LEU:HD23	1.86	0.74
1:A:112:ASP:OD2	2:A:596:HOH:O	2.05	0.74
1:B:100:SER:HB2	1:B:111:LEU:CG	2.15	0.74
1:B:252:LEU:HA	1:B:255:VAL:HG23	1.69	0.74
1:A:55:GLU:HG2	2:A:623:HOH:O	1.86	0.74
1:B:35:ARG:O	1:B:317:ILE:HG13	1.87	0.74
1:B:372:LEU:CD2	1:B:386:ARG:HD3	2.18	0.74
1:B:98:PRO:O	1:B:101:VAL:HG22	1.88	0.74
1:A:132:VAL:HB	1:A:158:HIS:HB2	1.68	0.74
1:B:213:LYS:NZ	2:B:647:HOH:O	2.21	0.74
1:A:442:VAL:CG1	1:A:452:ILE:HD11	2.16	0.74
1:B:199:LEU:CD2	1:B:205:LEU:HB2	2.16	0.74
1:B:77:LEU:HD22	1:B:121:LEU:HD21	1.68	0.74
1:A:200:MET:HG2	1:A:205:LEU:HD23	1.68	0.74
1:A:171:ASP:OD2	1:A:172:GLU:HG3	1.88	0.74
1:B:98:PRO:HB2	1:B:101:VAL:HG13	1.70	0.74
1:A:316:GLU:HG3	2:A:638:HOH:O	1.88	0.74
1:B:98:PRO:O	1:B:101:VAL:HG22	1.87	0.74
1:A:246:GLU:CD	1:A:355:ARG:HH12	1.90	0.74
1:B:252:LEU:O	1:B:252:LEU:HD23	1.87	0.74
1:B:179:LYS:HE3	1:B:179:LYS:HA	1.66	0.74
1:A:461:LYS:HE3	1:A:463:ILE:HG12	1.70	0.74
1:A:79:LYS:HD2	1:A:237:ILE:HD11	1.70	0.74

Continued on next page...

Continued from previous page...

Atom-1	Atom-2	Interatomic distance (Å)	Clash overlap (Å)
1:A:307:LEU:HD13	1:A:313:LEU:HD21	1.69	0.74
1:A:111:LEU:HG	1:A:150:TYR:OH	1.88	0.74
1:B:437:LYS:HD2	1:B:459:GLU:HB2	1.70	0.74
1:B:273:ALA:HB2	2:B:504:HOH:O	1.87	0.74
1:A:82:VAL:HG13	2:A:492:HOH:O	1.88	0.74
1:B:105:ARG:HD2	2:B:509:HOH:O	1.87	0.73
1:B:246:GLU:HB2	1:B:296:ASN:HB2	1.70	0.73
1:B:50:GLN:HB2	1:B:262:SER:HB3	1.70	0.73
1:A:246:GLU:HB2	1:A:296:ASN:HB2	1.70	0.73
1:B:81:VAL:HG13	1:B:130:PRO:HG2	1.70	0.73
1:B:358:PRO:HB2	1:B:360:LYS:HD3	1.67	0.73
1:B:272:ILE:HD11	1:B:280:VAL:HG13	1.70	0.73
1:A:268:GLN:HA	1:A:340:ILE:CG2	2.17	0.73
1:B:141:ASP:N	1:B:141:ASP:OD2	2.20	0.73
1:A:455:ARG:HB3	1:A:455:ARG:NH1	2.02	0.73
1:A:111:LEU:HD23	2:A:509:HOH:O	1.88	0.73
1:B:94:GLY:HA3	1:B:402:LYS:HG2	1.70	0.73
1:A:35:ARG:HG3	1:A:314:LYS:CE	2.18	0.73
1:B:103:GLU:OE1	1:B:107:GLY:HA2	1.87	0.73
1:B:53:THR:HB	2:B:572:HOH:O	1.88	0.73
1:A:136:SER:HB3	1:A:162:GLN:NE2	2.04	0.73
1:A:32:LEU:H	1:A:32:LEU:HD12	1.52	0.73
1:B:93:MET:CE	1:B:365:LEU:HD11	2.19	0.73
1:B:66:VAL:HG13	1:B:72:GLU:OE1	1.88	0.73
1:B:11:LEU:HD13	1:B:33:VAL:HG11	1.71	0.73
1:A:442:VAL:HA	1:A:463:ILE:HB	1.71	0.73
1:A:467:GLU:HB2	2:A:589:HOH:O	1.88	0.73
1:A:99:LYS:HZ3	1:A:102:ILE:HD12	1.51	0.73
1:B:90:GLY:HA3	2:B:512:HOH:O	1.89	0.73
1:A:355:ARG:HH11	1:A:355:ARG:HG3	1.53	0.73
1:A:105:ARG:NH2	1:A:374:THR:HA	2.04	0.73
1:A:264:GLU:N	2:A:516:HOH:O	2.20	0.73
1:B:317:ILE:HA	1:B:333:GLU:O	1.89	0.73
1:B:220:ASN:HD21	1:B:295:ASN:ND2	1.87	0.73
1:B:150:TYR:CD2	2:B:652:HOH:O	2.42	0.73
1:B:228:VAL:HG23	2:B:508:HOH:O	1.87	0.73
1:B:79:LYS:HD2	1:B:237:ILE:CD1	2.19	0.73
1:A:166:PRO:HB2	1:A:177:PRO:HD2	1.70	0.73
1:B:36:TYR:CE1	1:B:319:PRO:HB3	2.24	0.72
1:A:191:GLY:O	1:A:194:ASP:HB3	1.89	0.72
1:B:87:GLY:HA2	1:B:136:SER:H	1.53	0.72

Continued on next page...

Continued from previous page...

Atom-1	Atom-2	Interatomic distance (Å)	Clash overlap (Å)
1:A:15:VAL:HG21	1:A:30:ILE:HD11	1.71	0.72
1:B:300:ASN:O	1:B:304:ILE:HG13	1.88	0.72
1:B:467:GLU:HG3	1:B:468:ASP:H	1.54	0.72
1:B:150:TYR:HB2	2:B:653:HOH:O	1.90	0.72
1:B:367:LEU:HG	1:B:394:ILE:HD12	1.69	0.72
1:B:236:LEU:HD11	1:B:244:CYS:SG	2.29	0.72
1:B:58:VAL:O	1:B:349:VAL:HA	1.90	0.72
1:B:220:ASN:ND2	1:B:295:ASN:HD22	1.88	0.72
1:B:163:SER:HB2	1:B:190:PRO:HG3	1.71	0.72
1:A:128:LYS:HG2	2:A:577:HOH:O	1.89	0.72
1:A:439:LYS:O	1:A:460:ASN:HA	1.88	0.72
1:B:11:LEU:CD1	1:B:33:VAL:HG11	2.20	0.72
1:A:27:SER:O	1:A:30:ILE:HB	1.90	0.72
1:A:250:LYS:HG2	1:A:286:ILE:HG22	1.72	0.72
1:A:247:VAL:HB	1:A:291:ILE:HD13	1.70	0.72
1:B:412:SER:HB3	1:B:432:SER:HB2	1.70	0.72
1:A:6:GLU:HG2	1:A:7:ASN:N	2.05	0.72
1:B:247:VAL:HB	1:B:291:ILE:HB	1.71	0.72
1:A:20:GLU:HB2	2:A:476:HOH:O	1.90	0.72
1:B:307:LEU:HD13	1:B:313:LEU:HD21	1.70	0.72
1:B:150:TYR:CD2	2:B:653:HOH:O	2.43	0.72
1:B:81:VAL:HG22	1:B:130:PRO:HG2	1.71	0.72
1:B:427:ASP:HB3	2:B:531:HOH:O	1.88	0.72
1:B:246:GLU:HA	1:B:349:VAL:HG12	1.72	0.72
1:B:372:LEU:HD22	1:B:373:TYR:CE1	2.24	0.72
1:B:363:SER:HB3	2:B:545:HOH:O	1.88	0.71
1:B:150:TYR:HD2	2:B:652:HOH:O	1.72	0.71
1:B:121:LEU:O	1:B:121:LEU:HD23	1.91	0.71
1:A:83:LEU:HB3	1:A:218:VAL:HG22	1.73	0.71
1:A:420:ASP:O	1:A:421:SER:OG	2.07	0.71
1:B:250:LYS:HE3	1:B:291:ILE:O	1.90	0.71
1:A:314:LYS:HE3	1:A:314:LYS:O	1.90	0.71
1:A:98:PRO:O	1:A:101:VAL:HG22	1.90	0.71
1:A:396:LEU:HD23	1:A:424:VAL:HB	1.72	0.71
1:A:247:VAL:HB	1:A:291:ILE:HD13	1.72	0.71
1:B:170:ALA:HB2	1:B:328:LYS:C	2.10	0.71
1:B:99:LYS:NZ	1:B:360:LYS:HG3	2.05	0.71
1:B:137:PHE:CG	1:B:164:LYS:HE3	2.26	0.71
1:A:6:GLU:HG2	1:A:7:ASN:H	1.54	0.71
1:A:49:ILE:HG12	1:A:261:ILE:HD12	1.73	0.71
1:A:16:ASP:HA	1:A:26:LYS:NZ	2.06	0.71

Continued on next page...

Continued from previous page...

Atom-1	Atom-2	Interatomic distance (Å)	Clash overlap (Å)
1:B:74:LYS:HE2	1:B:126:GLY:C	2.11	0.71
1:A:164:LYS:HB3	2:A:525:HOH:O	1.90	0.71
1:A:271:GLU:OE2	2:A:560:HOH:O	2.08	0.71
1:B:75:ASN:O	1:B:78:ASP:HB2	1.91	0.71
1:A:307:LEU:HD13	1:A:313:LEU:HD21	1.72	0.71
1:B:149:LYS:HG3	1:B:150:TYR:CD2	2.24	0.71
1:A:461:LYS:NZ	1:A:468:ASP:HB3	2.05	0.71
1:B:368:VAL:HG12	1:B:368:VAL:O	1.90	0.71
1:A:16:ASP:HA	1:A:26:LYS:HD3	1.72	0.71
1:A:355:ARG:HG3	1:A:355:ARG:NH1	2.05	0.71
1:A:171:ASP:OD1	1:A:172:GLU:HG3	1.89	0.71
1:B:84:LYS:HB3	1:B:221:SER:HB3	1.70	0.71
1:B:285:SER:OG	1:B:287:GLU:HG2	1.91	0.71
1:A:250:LYS:HD3	1:A:255:VAL:HA	1.73	0.71
1:A:105:ARG:HD2	1:A:368:VAL:O	1.91	0.71
1:A:81:VAL:HG13	1:A:216:VAL:HA	1.72	0.71
1:B:315:MET:HG2	1:B:338:ALA:HB3	1.72	0.71
1:A:461:LYS:HE3	1:A:463:ILE:HG12	1.71	0.70
1:A:142:ASP:O	1:A:146:ILE:HG12	1.91	0.70
1:A:370:SER:HB3	1:A:413:ILE:CG2	2.21	0.70
1:A:392:PRO:HB2	1:A:421:SER:HA	1.73	0.70
1:A:7:ASN:OD1	1:A:8:LEU:HD23	1.92	0.70
1:B:256:LYS:HE3	1:B:284:LYS:HE2	1.72	0.70
1:A:421:SER:HB3	1:A:439:LYS:HA	1.73	0.70
1:A:224:LEU:HD13	1:A:380:VAL:HG21	1.73	0.70
1:A:455:ARG:HB3	1:A:455:ARG:NH1	2.05	0.70
1:B:61:GLU:OE1	2:B:656:HOH:O	2.09	0.70
1:B:395:GLU:O	1:B:423:LYS:HA	1.91	0.70
1:A:362:SER:HB2	1:A:406:PHE:CD1	2.27	0.70
1:B:463:ILE:HG23	1:B:468:ASP:HB2	1.72	0.70
1:B:218:VAL:HB	1:B:297:LEU:HD12	1.72	0.70
1:B:319:PRO:O	1:B:321:PRO:HD3	1.92	0.70
1:A:269:LEU:HD21	1:A:271:GLU:OE2	1.92	0.70
1:A:158:HIS:HB3	1:A:204:LYS:CE	2.21	0.70
1:A:271:GLU:HG3	2:A:560:HOH:O	1.91	0.70
1:A:372:LEU:HD22	1:A:392:PRO:HD2	1.73	0.70
1:B:272:ILE:HD11	1:B:280:VAL:HG13	1.73	0.70
1:A:200:MET:CG	1:A:205:LEU:HD23	2.20	0.70
1:B:463:ILE:HG23	1:B:468:ASP:HB3	1.73	0.70
1:B:319:PRO:O	1:B:321:PRO:HD3	1.92	0.70
1:A:353:ARG:HB2	2:A:580:HOH:O	1.92	0.70

Continued on next page...

Continued from previous page...

Atom-1	Atom-2	Interatomic distance (Å)	Clash overlap (Å)
1:B:282:GLU:HG3	2:B:648:HOH:O	1.92	0.70
1:A:445:LYS:H	1:A:448:VAL:HB	1.56	0.70
1:A:8:LEU:H	1:A:9:PRO:CD	2.05	0.70
1:A:365:LEU:HB3	1:A:369:GLN:OE1	1.91	0.70
1:A:411:LYS:HD2	1:A:431:GLY:HA2	1.71	0.70
1:B:372:LEU:HD22	1:B:386:ARG:HD3	1.73	0.70
1:B:272:ILE:HB	1:B:283:PHE:CE2	2.26	0.70
1:A:117:GLN:NE2	1:A:379:PHE:HA	2.06	0.70
1:A:256:LYS:HE2	1:A:272:ILE:HD13	1.74	0.70
1:A:66:VAL:HA	1:A:234:LYS:NZ	2.07	0.70
1:B:366:LEU:HD23	1:B:366:LEU:O	1.91	0.70
1:B:70:VAL:HG23	2:B:556:HOH:O	1.90	0.70
1:A:123:ASN:HB2	2:A:553:HOH:O	1.90	0.70
1:B:380:VAL:HG23	2:B:516:HOH:O	1.92	0.70
1:B:307:LEU:HD13	1:B:313:LEU:HD21	1.74	0.69
1:B:398:PRO:O	1:B:401:LYS:HG3	1.92	0.69
1:A:77:LEU:HD13	1:A:127:CYS:SG	2.32	0.69
1:B:66:VAL:HG12	2:B:502:HOH:O	1.90	0.69
1:B:89:LEU:HD21	1:B:138:ASN:O	1.92	0.69
1:A:169:VAL:HG11	1:A:172:GLU:OE1	1.91	0.69
1:A:26:LYS:O	1:A:30:ILE:HG12	1.93	0.69
1:A:436:LEU:HA	1:A:458:VAL:O	1.93	0.69
1:B:142:ASP:O	1:B:146:ILE:HG13	1.92	0.69
1:A:200:MET:HG2	1:A:205:LEU:HD23	1.73	0.69
1:A:433:SER:HB2	1:A:455:ARG:HG2	1.74	0.69
1:B:411:LYS:HB3	1:B:432:SER:HB3	1.74	0.69
1:B:427:ASP:N	1:B:444:ALA:HB3	2.08	0.69
1:A:82:VAL:CG1	1:A:84:LYS:HE2	2.22	0.69
1:B:267:VAL:HG12	2:B:568:HOH:O	1.92	0.69
1:A:196:PHE:HD1	1:A:304:ILE:HD13	1.56	0.69
1:B:26:LYS:O	1:B:30:ILE:HG12	1.92	0.69
1:A:267:VAL:HG13	1:A:340:ILE:HG12	1.74	0.69
1:A:71:ALA:O	1:A:75:ASN:HB2	1.93	0.69
1:B:266:LYS:HB2	2:B:598:HOH:O	1.93	0.69
1:B:89:LEU:HD23	1:B:139:THR:CG2	2.22	0.69
1:B:438:GLY:HA3	1:B:460:ASN:OD1	1.93	0.69
1:B:89:LEU:HG	2:B:660:HOH:O	1.93	0.69
1:A:261:ILE:HD12	1:A:261:ILE:C	2.13	0.69
1:B:137:PHE:CG	1:B:164:LYS:HE3	2.28	0.69
1:A:8:LEU:H	1:A:9:PRO:CD	2.06	0.69
1:B:103:GLU:HG2	1:B:107:GLY:O	1.91	0.69

Continued on next page...

Continued from previous page...

Atom-1	Atom-2	Interatomic distance (Å)	Clash overlap (Å)
1:A:450:LEU:HD23	1:A:451:GLU:N	2.07	0.69
1:B:105:ARG:HD2	2:B:558:HOH:O	1.91	0.69
1:A:111:LEU:HD12	1:A:111:LEU:O	1.93	0.69
1:B:357:LEU:CD2	1:B:357:LEU:O	2.41	0.69
1:A:101:VAL:HG11	1:A:146:ILE:CG1	2.17	0.69
1:A:66:VAL:HG12	1:A:234:LYS:HE3	1.74	0.69
1:A:429:TRP:HB2	1:A:451:GLU:HG2	1.74	0.69
1:A:244:CYS:HA	1:A:347:ILE:O	1.93	0.69
1:B:192:HIS:O	1:B:336:ALA:HB2	1.93	0.69
1:A:81:VAL:HG21	1:A:208:PHE:CD2	2.27	0.69
1:A:311:ASP:HA	2:A:489:HOH:O	1.91	0.69
1:A:80:LEU:HD22	1:A:233:LEU:HD22	1.75	0.69
1:B:193:GLY:HA3	1:B:334:THR:OG1	1.93	0.69
1:B:374:THR:HG23	2:B:644:HOH:O	1.93	0.69
1:A:102:ILE:HG22	1:A:103:GLU:N	2.08	0.68
1:A:461:LYS:HE3	1:A:463:ILE:HD11	1.74	0.68
1:A:48:LYS:HG2	2:A:521:HOH:O	1.92	0.68
1:B:223:ASN:ND2	2:B:637:HOH:O	2.26	0.68
1:B:100:SER:HB2	1:B:111:LEU:HG	1.75	0.68
1:B:263:TYR:HB3	1:B:268:GLN:NE2	2.09	0.68
1:B:382:ARG:NH2	1:B:390:SER:O	2.27	0.68
1:A:467:GLU:HB2	2:A:589:HOH:O	1.93	0.68
1:B:60:TYR:HB2	1:B:350:ASN:O	1.93	0.68
1:A:80:LEU:O	1:A:130:PRO:HD2	1.92	0.68
1:B:250:LYS:HE3	1:B:292:PHE:HB3	1.74	0.68
1:B:256:LYS:HE3	1:B:284:LYS:HE2	1.75	0.68
1:A:50:GLN:HB2	1:A:262:SER:HB3	1.74	0.68
1:B:70:VAL:HG13	1:B:125:TYR:HD1	1.58	0.68
1:A:234:LYS:O	1:A:238:GLN:HG3	1.94	0.68
1:A:271:GLU:HG2	1:A:272:ILE:H	1.57	0.68
1:A:119:GLU:HG3	1:A:154:ASN:H	1.57	0.68
1:B:158:HIS:HB3	1:B:204:LYS:HE3	1.76	0.68
1:B:268:GLN:NE2	2:B:598:HOH:O	2.19	0.68
1:B:224:LEU:HD13	1:B:380:VAL:HG21	1.73	0.68
1:A:384:LYS:O	1:A:384:LYS:HE3	1.93	0.68
1:A:224:LEU:HD13	1:A:380:VAL:HG21	1.74	0.68
1:A:255:VAL:HB	1:A:284:LYS:HB3	1.75	0.68
1:B:386:ARG:HG3	1:B:386:ARG:O	1.93	0.68
1:B:322:LYS:NZ	1:B:324:VAL:HG22	2.08	0.68
1:B:392:PRO:HB3	1:B:419:LEU:O	1.92	0.68
1:A:247:VAL:HB	1:A:291:ILE:HD13	1.75	0.68

Continued on next page...

Continued from previous page...

Atom-1	Atom-2	Interatomic distance (Å)	Clash overlap (Å)
1:B:250:LYS:HB3	1:B:286:ILE:HG22	1.74	0.68
1:A:116:ILE:HG22	1:A:378:GLY:HA3	1.75	0.68
1:A:16:ASP:HA	1:A:26:LYS:HZ2	1.59	0.68
1:A:111:LEU:HD23	2:A:509:HOH:O	1.92	0.68
1:B:340:ILE:HD11	1:B:347:ILE:O	1.93	0.68
1:B:423:LYS:HB3	1:B:441:THR:CG2	2.21	0.68
1:B:138:ASN:ND2	1:B:184:LYS:HD3	2.09	0.68
1:B:411:LYS:HG3	1:B:430:PHE:O	1.93	0.68
1:A:220:ASN:HB3	2:A:626:HOH:O	1.93	0.68
1:A:77:LEU:O	2:A:525:HOH:O	2.10	0.68
1:B:105:ARG:HD2	1:B:375:LEU:HD13	1.75	0.68
1:A:132:VAL:HA	1:A:158:HIS:O	1.94	0.68
1:B:73:THR:HG23	1:B:230:LEU:HD21	1.75	0.68
1:B:245:MET:SD	1:B:293:ASN:HB2	2.34	0.68
1:A:136:SER:CB	1:A:162:GLN:HE21	2.05	0.67
1:A:246:GLU:OE1	1:A:355:ARG:NH1	2.28	0.67
1:A:49:ILE:HD13	1:A:270:LEU:HD22	1.74	0.67
1:B:96:THR:O	1:B:97:GLY:O	2.12	0.67
1:B:203:GLY:HA2	2:B:489:HOH:O	1.93	0.67
1:B:146:ILE:CG2	1:B:149:LYS:HD2	2.24	0.67
1:B:293:ASN:ND2	1:B:295:ASN:H	1.93	0.67
1:B:136:SER:HB3	1:B:162:GLN:HE21	1.57	0.67
1:B:79:LYS:HD3	1:B:214:GLU:OE2	1.95	0.67
1:A:23:GLU:OE2	2:A:545:HOH:O	2.11	0.67
1:A:365:LEU:HB3	1:A:369:GLN:NE2	2.09	0.67
1:B:132:VAL:HG21	1:B:208:PHE:HE2	1.58	0.67
1:B:83:LEU:HD23	1:B:84:LYS:N	2.09	0.67
1:A:370:SER:C	1:A:372:LEU:H	1.98	0.67
1:A:268:GLN:NE2	1:A:341:ARG:HE	1.92	0.67
1:A:382:ARG:NH2	1:A:386:ARG:HG2	2.10	0.67
1:B:58:VAL:O	1:B:349:VAL:HG23	1.93	0.67
1:A:235:HIS:HD2	2:A:574:HOH:O	1.76	0.67
1:B:232:ILE:O	1:B:236:LEU:HG	1.95	0.67
1:A:411:LYS:HB2	1:A:431:GLY:C	2.15	0.67
1:B:374:THR:OG1	2:B:645:HOH:O	2.12	0.67
1:B:132:VAL:HG22	1:B:158:HIS:HB2	1.77	0.67
1:B:114:ILE:HG22	1:B:131:LEU:HD21	1.75	0.67
1:A:355:ARG:NH1	1:A:355:ARG:HG3	2.09	0.67
1:A:442:VAL:HG22	1:A:463:ILE:HD12	1.77	0.67
1:B:103:GLU:OE1	2:B:481:HOH:O	2.13	0.67
1:B:14:ALA:HA	2:B:580:HOH:O	1.92	0.67

Continued on next page...

Continued from previous page...

Atom-1	Atom-2	Interatomic distance (Å)	Clash overlap (Å)
1:B:252:LEU:O	1:B:255:VAL:HG13	1.95	0.67
1:A:256:LYS:HB3	1:A:272:ILE:HD13	1.77	0.67
1:A:85:LEU:HD11	1:A:295:ASN:ND2	2.09	0.67
1:B:153:SER:HB2	1:B:155:VAL:HG12	1.77	0.67
1:A:265:GLY:C	1:A:266:LYS:HD2	2.15	0.67
1:B:149:LYS:HG3	1:B:150:TYR:HD2	1.60	0.67
1:B:111:LEU:HD23	1:B:114:ILE:HD12	1.76	0.67
1:A:355:ARG:HG3	1:A:355:ARG:NH1	1.95	0.67
1:B:332:LEU:HD12	2:B:683:HOH:O	1.94	0.67
1:A:259:THR:O	1:A:269:LEU:HD12	1.95	0.67
1:A:318:ILE:O	1:A:332:LEU:HA	1.95	0.67
1:B:355:ARG:HH21	1:B:355:ARG:CB	2.08	0.67
1:B:233:LEU:HA	1:B:236:LEU:CD1	2.25	0.67
1:B:200:MET:SD	1:B:309:GLU:HG3	2.35	0.66
1:A:455:ARG:HH11	1:A:455:ARG:HB3	1.57	0.66
1:A:83:LEU:HD22	1:A:218:VAL:CG1	2.23	0.66
1:B:459:GLU:O	1:B:460:ASN:C	2.34	0.66
1:B:227:ILE:HG13	1:B:355:ARG:NH2	2.10	0.66
1:A:258:GLY:HA2	1:A:271:GLU:OE2	1.95	0.66
1:A:394:ILE:HG12	1:A:422:LEU:HB3	1.77	0.66
1:A:366:LEU:HD13	1:A:394:ILE:HG21	1.76	0.66
1:A:415:SER:CB	1:A:435:VAL:HG13	2.26	0.66
1:B:320:ASN:N	1:B:321:PRO:HD3	2.09	0.66
1:B:93:MET:SD	1:B:361:ALA:HA	2.35	0.66
1:B:96:THR:O	2:B:512:HOH:O	2.13	0.66
1:A:382:ARG:NH2	1:A:386:ARG:HG2	2.10	0.66
1:A:104:VAL:HG13	1:A:105:ARG:N	2.09	0.66
1:B:227:ILE:CG1	1:B:355:ARG:HH22	2.07	0.66
1:A:239:ASN:HD22	1:A:239:ASN:N	1.90	0.66
1:B:215:TYR:CD2	1:B:236:LEU:HD13	2.30	0.66
1:A:82:VAL:O	1:A:132:VAL:HG12	1.95	0.66
1:B:52:PRO:HB3	1:B:56:ILE:CG2	2.24	0.66
1:A:405:THR:HG22	1:A:409:ARG:HD2	1.76	0.66
1:B:165:TYR:OH	2:B:513:HOH:O	2.09	0.66
1:A:266:LYS:HG3	2:A:595:HOH:O	1.96	0.66
1:B:423:LYS:HB3	1:B:441:THR:HG22	1.78	0.66
1:B:294:THR:O	1:B:295:ASN:HB2	1.96	0.66
1:A:123:ASN:CB	2:A:552:HOH:O	2.37	0.66
1:B:12:LYS:HG3	1:B:30:ILE:HD12	1.78	0.66
1:A:318:ILE:HB	1:A:333:GLU:HG3	1.78	0.66
1:A:371:ASP:O	1:A:417:VAL:HG23	1.96	0.66

Continued on next page...

Continued from previous page...

Atom-1	Atom-2	Interatomic distance (Å)	Clash overlap (Å)
1:A:411:LYS:HE3	2:A:611:HOH:O	1.94	0.66
1:B:227:ILE:HG13	1:B:355:ARG:NH2	2.09	0.66
1:A:302:LYS:HG3	2:A:558:HOH:O	1.95	0.66
1:A:355:ARG:HG3	1:A:355:ARG:NH1	1.93	0.66
1:B:383:ASN:HA	2:B:645:HOH:O	1.96	0.66
1:A:24:SER:OG	2:A:642:HOH:O	2.13	0.66
1:A:44:ILE:HG12	2:A:651:HOH:O	1.96	0.66
1:B:247:VAL:O	1:B:350:ASN:HA	1.96	0.66
1:A:99:LYS:CE	1:A:360:LYS:HD2	2.26	0.66
1:B:411:LYS:HD3	1:B:431:GLY:HA2	1.78	0.66
1:A:332:LEU:N	1:A:332:LEU:HD12	2.11	0.66
1:B:260:LEU:HD23	1:B:269:LEU:HA	1.75	0.66
1:B:111:LEU:C	1:B:111:LEU:CD2	2.64	0.66
1:B:146:ILE:O	1:B:146:ILE:HG22	1.94	0.66
1:B:164:LYS:C	1:B:165:TYR:HD1	1.99	0.66
1:B:182:THR:HG23	1:B:187:TRP:HZ2	1.59	0.66
1:A:195:VAL:CG1	1:A:196:PHE:H	2.09	0.66
1:B:358:PRO:HB2	1:B:360:LYS:CD	2.25	0.66
1:A:235:HIS:HD2	2:A:573:HOH:O	1.79	0.66
1:B:50:GLN:NE2	2:B:487:HOH:O	2.13	0.66
1:B:219:ALA:HA	1:B:295:ASN:O	1.95	0.66
1:B:355:ARG:HB3	1:B:355:ARG:NH2	2.10	0.66
1:A:104:VAL:HG13	1:A:105:ARG:N	2.11	0.66
1:A:106:ASP:HB2	1:A:375:LEU:HD22	1.79	0.66
1:B:315:MET:SD	1:B:339:ALA:HB2	2.36	0.66
1:B:149:LYS:HG3	1:B:150:TYR:CD2	2.31	0.65
1:A:104:VAL:HG13	1:A:105:ARG:H	1.60	0.65
1:A:11:LEU:HD13	1:A:33:VAL:HG11	1.78	0.65
1:B:255:VAL:HG22	1:B:284:LYS:HB3	1.78	0.65
1:B:79:LYS:HD3	1:B:214:GLU:CD	2.16	0.65
1:B:224:LEU:N	1:B:357:LEU:O	2.29	0.65
1:A:274:GLN:HG2	2:A:649:HOH:O	1.95	0.65
1:B:140:HIS:HB2	1:B:161:ASN:OD1	1.97	0.65
1:B:245:MET:HB2	1:B:297:LEU:CD2	2.27	0.65
1:B:436:LEU:HD23	1:B:458:VAL:HB	1.79	0.65
1:A:35:ARG:NH2	2:A:648:HOH:O	2.28	0.65
1:A:276:PRO:HB2	1:A:279:HIS:HD2	1.62	0.65
1:A:9:PRO:HB2	2:A:554:HOH:O	1.94	0.65
1:A:216:VAL:HB	1:A:301:LEU:HD21	1.78	0.65
1:B:134:MET:CE	1:B:162:GLN:HE22	2.10	0.65
1:A:353:ARG:HB2	2:A:580:HOH:O	1.95	0.65

Continued on next page...

Continued from previous page...

Atom-1	Atom-2	Interatomic distance (Å)	Clash overlap (Å)
1:A:386:ARG:NE	1:A:388:ASN:HB3	2.11	0.65
1:B:223:ASN:HA	1:B:358:PRO:HA	1.78	0.65
1:B:108:LEU:HD12	1:B:375:LEU:HD21	1.79	0.65
1:B:29:PHE:O	1:B:33:VAL:HG23	1.97	0.65
1:B:379:PHE:HB2	1:B:381:THR:HG22	1.79	0.65
1:A:117:GLN:HA	1:A:120:ASN:ND2	2.10	0.65
1:B:8:LEU:N	1:B:8:LEU:HD22	2.11	0.65
1:A:171:ASP:OD1	1:A:172:GLU:HG3	1.97	0.65
1:A:291:ILE:HG21	1:A:350:ASN:HD21	1.62	0.65
1:A:63:MET:HG2	1:A:235:HIS:CD2	2.32	0.65
1:B:8:LEU:HD22	1:B:8:LEU:N	2.12	0.65
1:A:81:VAL:HG13	1:A:216:VAL:HA	1.78	0.65
1:B:142:ASP:O	1:B:145:LYS:HG2	1.97	0.65
1:A:434:ILE:HG23	1:A:456:ALA:O	1.97	0.65
1:A:411:LYS:HE3	2:A:610:HOH:O	1.96	0.65
1:A:435:VAL:O	1:A:435:VAL:HG12	1.96	0.65
1:B:242:GLU:OE1	2:B:561:HOH:O	2.14	0.65
1:B:376:VAL:HB	1:B:381:THR:CG2	2.27	0.65
1:B:57:VAL:HG11	1:B:291:ILE:HD13	1.78	0.65
1:A:142:ASP:O	1:A:146:ILE:HG12	1.96	0.65
1:A:146:ILE:O	1:A:149:LYS:HG2	1.96	0.65
1:A:252:LEU:HD23	1:A:252:LEU:O	1.96	0.65
1:A:268:GLN:CD	1:A:341:ARG:HE	1.99	0.65
1:A:216:VAL:HB	1:A:301:LEU:CD2	2.23	0.65
1:A:271:GLU:OE2	2:A:560:HOH:O	2.14	0.65
1:B:150:TYR:HB2	2:B:652:HOH:O	1.96	0.65
1:A:225:GLY:O	1:A:355:ARG:HA	1.96	0.65
1:B:243:TYR:HB2	1:B:343:PHE:CG	2.31	0.65
1:B:181:LYS:HE3	1:B:185:GLU:HB2	1.79	0.65
1:B:218:VAL:HB	1:B:297:LEU:HB2	1.78	0.64
1:A:35:ARG:HG3	1:A:314:LYS:HZ2	1.62	0.64
1:A:57:VAL:HA	1:A:348:GLY:O	1.97	0.64
1:A:81:VAL:HG21	1:A:208:PHE:CE2	2.31	0.64
1:A:409:ARG:NH1	1:A:428:VAL:H	1.95	0.64
1:A:370:SER:HB2	1:A:416:ILE:HG12	1.78	0.64
1:B:422:LEU:HD13	1:B:436:LEU:HD13	1.79	0.64
1:A:280:VAL:HG12	1:A:284:LYS:NZ	2.12	0.64
1:B:236:LEU:HA	1:B:241:ASN:HB2	1.78	0.64
1:A:305:LYS:O	1:A:309:GLU:HG3	1.96	0.64
1:B:167:ARG:HG2	1:B:329:VAL:HG21	1.79	0.64
1:B:96:THR:HG22	1:B:97:GLY:N	2.13	0.64

Continued on next page...

Continued from previous page...

Atom-1	Atom-2	Interatomic distance (Å)	Clash overlap (Å)
1:B:109:THR:O	1:B:113:LEU:HG	1.97	0.64
1:A:44:ILE:HD13	1:A:274:GLN:HB3	1.79	0.64
1:B:439:LYS:O	1:B:460:ASN:HA	1.97	0.64
1:B:322:LYS:HB3	1:B:329:VAL:CG2	2.27	0.64
1:A:79:LYS:HD2	1:A:237:ILE:HD13	1.79	0.64
1:B:140:HIS:ND1	1:B:161:ASN:HB2	2.13	0.64
1:B:11:LEU:CD2	1:B:33:VAL:HG11	2.27	0.64
1:A:272:ILE:HG12	2:A:535:HOH:O	1.96	0.64
1:A:77:LEU:O	2:A:526:HOH:O	2.15	0.64
1:A:171:ASP:OD1	1:A:172:GLU:HG3	1.98	0.64
1:A:266:LYS:HG3	2:A:594:HOH:O	1.97	0.64
1:B:79:LYS:HD3	1:B:214:GLU:OE2	1.97	0.64
1:A:52:PRO:HD3	1:A:261:ILE:HA	1.78	0.64
1:A:10:GLN:HB3	2:A:495:HOH:O	1.98	0.64
1:B:114:ILE:CD1	1:B:221:SER:HB2	2.27	0.64
1:B:32:LEU:HB3	2:B:685:HOH:O	1.97	0.64
1:A:416:ILE:HB	1:A:419:LEU:HD22	1.80	0.64
1:B:150:TYR:HE2	2:B:554:HOH:O	1.81	0.64
1:B:287:GLU:HB2	2:B:578:HOH:O	1.98	0.64
1:B:26:LYS:O	1:B:30:ILE:HG12	1.98	0.64
1:A:286:ILE:O	1:A:290:LYS:HG2	1.98	0.64
1:B:115:VAL:HG11	1:B:150:TYR:CG	2.32	0.64
1:B:20:GLU:HG2	2:B:563:HOH:O	1.97	0.64
1:B:347:ILE:HD13	1:B:347:ILE:C	2.16	0.64
1:A:134:MET:SD	1:A:195:VAL:HG23	2.38	0.64
1:B:349:VAL:HG13	1:B:351:VAL:HG13	1.80	0.64
1:B:8:LEU:HD12	2:B:696:HOH:O	1.97	0.64
1:A:439:LYS:NZ	1:A:462:ASN:HD21	1.95	0.64
1:A:232:ILE:O	1:A:236:LEU:HG	1.97	0.64
1:B:320:ASN:OD1	2:B:694:HOH:O	2.15	0.64
1:A:227:ILE:HA	2:A:550:HOH:O	1.98	0.64
1:B:80:LEU:O	1:B:129:VAL:HG13	1.98	0.64
1:A:343:PHE:O	2:A:573:HOH:O	2.15	0.64
1:B:266:LYS:HB2	2:B:597:HOH:O	1.97	0.64
1:B:415:SER:HA	2:B:544:HOH:O	1.98	0.64
1:B:244:CYS:HA	1:B:347:ILE:O	1.98	0.64
1:B:379:PHE:O	1:B:381:THR:HG23	1.98	0.64
1:B:427:ASP:HB3	1:B:448:VAL:O	1.98	0.64
1:B:296:ASN:O	1:B:297:LEU:HG	1.98	0.64
1:A:428:VAL:HG22	1:A:444:ALA:HB2	1.80	0.64
1:A:355:ARG:HD3	2:A:548:HOH:O	1.98	0.64

Continued on next page...

Continued from previous page...

Atom-1	Atom-2	Interatomic distance (Å)	Clash overlap (Å)
1:A:361:ALA:O	1:A:365:LEU:HG	1.98	0.64
1:B:132:VAL:HG22	1:B:158:HIS:CG	2.33	0.64
1:A:8:LEU:HD23	1:A:8:LEU:H	1.62	0.64
1:A:256:LYS:HE2	1:A:272:ILE:HD13	1.79	0.64
1:B:132:VAL:HG22	1:B:158:HIS:CB	2.17	0.63
1:B:437:LYS:HB2	1:B:459:GLU:HG3	1.80	0.63
1:A:229:ASP:CB	1:A:232:ILE:HD12	2.27	0.63
1:B:116:ILE:HG23	1:B:120:ASN:HD21	1.62	0.63
1:A:17:GLY:O	1:A:19:THR:N	2.31	0.63
1:B:66:VAL:HA	1:B:72:GLU:OE1	1.97	0.63
1:A:248:THR:OG1	2:A:579:HOH:O	2.03	0.63
1:B:168:VAL:HB	1:B:330:LEU:HB3	1.79	0.63
1:A:99:LYS:O	1:A:99:LYS:HD3	1.99	0.63
1:B:77:LEU:HD21	1:B:121:LEU:HD21	1.79	0.63
1:B:379:PHE:O	1:B:381:THR:HG23	1.98	0.63
1:A:199:LEU:HG	1:A:205:LEU:HB2	1.80	0.63
1:A:99:LYS:CG	1:A:102:ILE:HD12	2.27	0.63
1:B:276:PRO:HD2	1:B:279:HIS:HD2	1.63	0.63
1:B:136:SER:HA	1:B:162:GLN:HG2	1.79	0.63
1:A:272:ILE:HG23	2:A:534:HOH:O	1.99	0.63
1:B:12:LYS:HG2	1:B:16:ASP:OD2	1.97	0.63
1:B:268:GLN:NE2	1:B:341:ARG:HD2	2.13	0.63
1:B:365:LEU:O	1:B:369:GLN:HG3	1.99	0.63
1:B:420:ASP:HB2	1:B:438:GLY:O	1.97	0.63
1:B:93:MET:HE1	1:B:365:LEU:HD11	1.80	0.63
1:A:392:PRO:CB	1:A:419:LEU:HD23	2.28	0.63
1:B:89:LEU:HD21	1:B:138:ASN:HB3	1.80	0.63
1:A:81:VAL:HG11	1:A:301:LEU:HD11	1.80	0.63
1:A:439:LYS:H	1:A:460:ASN:HA	1.61	0.63
1:B:190:PRO:HG2	1:B:194:ASP:HB2	1.78	0.63
1:A:29:PHE:HA	1:A:32:LEU:HD13	1.78	0.63
1:B:204:LYS:O	1:B:207:THR:HB	1.99	0.63
1:B:50:GLN:HB2	1:B:262:SER:HB3	1.79	0.63
1:B:373:TYR:HA	1:B:381:THR:O	1.98	0.63
1:A:76:LEU:HD11	1:A:234:LYS:HB2	1.79	0.63
1:A:109:THR:OG1	2:A:508:HOH:O	2.08	0.63
1:A:46:TRP:CZ3	1:A:279:HIS:HB3	2.33	0.63
1:B:263:TYR:O	1:B:264:GLU:HB2	1.98	0.63
1:A:8:LEU:HG	1:A:9:PRO:CD	2.24	0.63
1:B:422:LEU:HA	1:B:440:VAL:O	1.98	0.63
1:B:99:LYS:HZ2	1:B:360:LYS:HA	1.63	0.63

Continued on next page...

Continued from previous page...

Atom-1	Atom-2	Interatomic distance (Å)	Clash overlap (Å)
1:B:330:LEU:HD23	1:B:331:GLN:N	2.14	0.63
1:B:372:LEU:HD23	1:B:372:LEU:O	1.98	0.63
1:A:235:HIS:HD2	2:A:574:HOH:O	1.82	0.63
1:B:98:PRO:HB2	1:B:101:VAL:HG13	1.81	0.63
1:B:164:LYS:HB3	2:B:572:HOH:O	1.98	0.63
1:B:276:PRO:HB2	1:B:278:GLU:HG2	1.81	0.63
1:A:205:LEU:O	1:A:209:LEU:HD13	1.99	0.63
1:B:359:VAL:C	1:B:360:LYS:HD2	2.18	0.63
1:A:227:ILE:O	1:A:227:ILE:HG13	1.99	0.63
1:B:111:LEU:HA	1:B:114:ILE:HD12	1.79	0.63
1:A:306:LYS:NZ	2:A:522:HOH:O	2.31	0.63
1:A:56:ILE:O	1:A:347:ILE:HB	1.98	0.63
1:B:294:THR:OG1	1:B:296:ASN:HB2	1.99	0.63
1:B:99:LYS:HZ1	1:B:360:LYS:HA	1.62	0.63
1:B:332:LEU:HD12	2:B:682:HOH:O	1.99	0.63
1:B:150:TYR:HB2	2:B:652:HOH:O	1.98	0.63
1:B:145:LYS:HG3	1:B:146:ILE:N	2.13	0.63
1:B:121:LEU:C	1:B:121:LEU:HD23	2.19	0.63
1:A:8:LEU:H	1:A:9:PRO:CD	2.12	0.63
1:A:11:LEU:CD1	1:A:33:VAL:HG11	2.29	0.63
1:A:439:LYS:H	1:A:460:ASN:ND2	1.96	0.63
1:A:235:HIS:CE1	1:A:239:ASN:HD22	2.17	0.63
1:A:250:LYS:HE2	1:A:292:PHE:HB3	1.79	0.63
1:A:382:ARG:HH22	1:A:390:SER:C	2.01	0.63
1:B:33:VAL:O	1:B:37:LEU:HG	1.99	0.62
1:B:11:LEU:HD23	1:B:11:LEU:O	1.99	0.62
1:A:268:GLN:NE2	1:A:341:ARG:NE	2.46	0.62
1:B:192:HIS:O	1:B:195:VAL:HG12	1.99	0.62
1:B:132:VAL:HA	1:B:158:HIS:O	1.99	0.62
1:A:275:VAL:HG21	1:A:283:PHE:CD1	2.35	0.62
1:A:287:GLU:HA	1:A:290:LYS:HE2	1.81	0.62
1:A:8:LEU:CG	1:A:9:PRO:HD3	2.29	0.62
1:B:18:LEU:HD13	1:B:187:TRP:CH2	2.34	0.62
1:B:322:LYS:HG3	1:B:323:GLU:H	1.63	0.62
1:A:288:LYS:HB3	1:A:288:LYS:NZ	2.15	0.62
1:A:55:GLU:HA	1:A:55:GLU:OE2	1.99	0.62
1:B:422:LEU:CD1	1:B:436:LEU:HD13	2.29	0.62
1:A:77:LEU:HG	1:A:230:LEU:HD21	1.81	0.62
1:A:358:PRO:HB3	2:A:598:HOH:O	1.99	0.62
1:B:246:GLU:HA	1:B:349:VAL:HG13	1.81	0.62
1:A:423:LYS:HG2	1:A:424:VAL:N	2.14	0.62

Continued on next page...

Continued from previous page...

Atom-1	Atom-2	Interatomic distance (Å)	Clash overlap (Å)
1:B:132:VAL:HG22	1:B:158:HIS:CB	2.30	0.62
1:B:451:GLU:HB3	2:B:651:HOH:O	1.98	0.62
1:B:132:VAL:HG21	1:B:208:PHE:CE2	2.34	0.62
1:B:75:ASN:O	1:B:79:LYS:HE2	2.00	0.62
1:A:435:VAL:HB	1:A:457:VAL:HG22	1.81	0.62
1:B:205:LEU:HD12	1:B:301:LEU:HD22	1.81	0.62
1:B:373:TYR:O	1:B:374:THR:HG23	1.99	0.62
1:B:427:ASP:OD2	1:B:449:LYS:HG3	1.98	0.62
1:A:6:GLU:HG2	1:A:7:ASN:N	2.12	0.62
1:B:241:ASN:HD22	1:B:347:ILE:HG21	1.64	0.62
1:B:135:ASN:HB2	1:B:139:THR:HG1	1.62	0.62
1:B:316:GLU:OE1	2:B:520:HOH:O	2.16	0.62
1:A:200:MET:CG	1:A:205:LEU:HD23	2.23	0.62
1:A:243:TYR:OH	1:A:297:LEU:HD13	1.98	0.62
1:B:116:ILE:CG2	1:B:120:ASN:HD21	2.12	0.62
1:B:427:ASP:CB	2:B:531:HOH:O	2.46	0.62
1:B:59:PRO:HG3	2:B:543:HOH:O	2.00	0.62
1:B:120:ASN:HA	1:B:123:ASN:HB2	1.81	0.62
1:B:70:VAL:HG23	2:B:556:HOH:O	1.99	0.62
1:B:85:LEU:O	1:B:221:SER:HB3	2.00	0.62
1:A:108:LEU:HD12	1:A:375:LEU:CD2	2.20	0.62
1:B:376:VAL:HB	1:B:381:THR:HG21	1.82	0.62
1:A:222:ASP:O	1:A:358:PRO:HA	2.00	0.62
1:A:76:LEU:CD2	1:A:237:ILE:HD12	2.30	0.62
1:A:393:SER:HB3	1:A:421:SER:OG	1.99	0.62
1:A:104:VAL:O	1:A:105:ARG:HB2	1.98	0.62
1:A:171:ASP:OD1	1:A:172:GLU:HG3	2.00	0.62
1:A:89:LEU:CB	1:A:91:THR:HG23	2.29	0.62
1:B:396:LEU:HB3	1:B:400:PHE:HB2	1.81	0.62
1:B:151:THR:C	1:B:152:ASN:HD22	2.02	0.62
1:A:83:LEU:HA	1:A:132:VAL:O	2.00	0.62
1:A:171:ASP:OD1	1:A:172:GLU:N	2.29	0.62
1:B:52:PRO:HB3	1:B:56:ILE:CB	2.29	0.62
1:A:443:ALA:HB3	2:A:542:HOH:O	1.98	0.62
1:A:438:GLY:HA3	1:A:460:ASN:OD1	1.99	0.62
1:B:463:ILE:HG23	1:B:468:ASP:CB	2.29	0.62
1:A:142:ASP:O	1:A:146:ILE:HG12	1.99	0.62
1:A:213:LYS:NZ	2:A:526:HOH:O	2.24	0.62
1:B:44:ILE:HG13	1:B:263:TYR:CZ	2.34	0.62
1:A:48:LYS:NZ	1:A:264:GLU:HG2	2.14	0.62
1:A:165:TYR:O	1:A:187:TRP:HB3	2.00	0.62

Continued on next page...

Continued from previous page...

Atom-1	Atom-2	Interatomic distance (Å)	Clash overlap (Å)
1:A:258:GLY:HA3	1:A:271:GLU:OE1	1.99	0.62
1:B:413:ILE:HG12	2:B:638:HOH:O	2.00	0.62
1:B:130:PRO:HD3	1:B:213:LYS:HE3	1.81	0.62
1:A:439:LYS:H	1:A:460:ASN:HD22	1.48	0.62
1:A:429:TRP:O	1:A:451:GLU:HA	2.00	0.61
1:A:89:LEU:HB2	1:A:91:THR:HG23	1.82	0.61
1:A:250:LYS:HE3	1:A:292:PHE:HB3	1.82	0.61
1:B:286:ILE:HG13	1:B:286:ILE:O	1.98	0.61
1:B:111:LEU:HD23	1:B:111:LEU:O	2.00	0.61
1:B:188:TYR:OH	1:B:332:LEU:N	2.32	0.61
1:A:105:ARG:NH2	1:A:374:THR:HA	2.13	0.61
1:A:119:GLU:OE2	1:A:153:SER:HA	1.99	0.61
1:B:250:LYS:HD2	1:B:289:PHE:O	2.00	0.61
1:B:105:ARG:HG2	1:B:375:LEU:HD13	1.82	0.61
1:B:286:ILE:HG12	2:B:657:HOH:O	1.98	0.61
1:B:250:LYS:HD2	1:B:289:PHE:O	1.99	0.61
1:A:7:ASN:HB3	2:A:640:HOH:O	2.00	0.61
1:A:176:TRP:HH2	1:A:324:VAL:HB	1.65	0.61
1:B:66:VAL:HG13	1:B:72:GLU:CD	2.20	0.61
1:A:271:GLU:OE2	2:A:561:HOH:O	2.16	0.61
1:A:414:PRO:O	1:A:416:ILE:HG23	1.99	0.61
1:A:6:GLU:O	1:A:7:ASN:HB2	2.00	0.61
1:B:227:ILE:HG23	1:B:355:ARG:NH2	2.14	0.61
1:A:229:ASP:HB3	1:A:232:ILE:HD12	1.81	0.61
1:B:200:MET:SD	1:B:305:LYS:HG3	2.39	0.61
1:B:446:SER:O	1:B:448:VAL:HG23	1.99	0.61
1:A:372:LEU:HB2	1:A:416:ILE:HG13	1.81	0.61
1:B:81:VAL:HG22	1:B:130:PRO:CG	2.30	0.61
1:B:341:ARG:HB2	1:B:341:ARG:NH1	2.15	0.61
1:B:411:LYS:HB3	1:B:431:GLY:C	2.20	0.61
1:B:372:LEU:O	1:B:372:LEU:HD23	2.01	0.61
1:A:81:VAL:O	1:A:216:VAL:HG23	2.00	0.61
1:B:395:GLU:HG2	1:B:423:LYS:HG3	1.81	0.61
1:B:8:LEU:HB3	2:B:697:HOH:O	2.00	0.61
1:B:361:ALA:HB1	2:B:482:HOH:O	2.01	0.61
1:A:419:LEU:HG	1:A:420:ASP:N	2.16	0.61
1:B:81:VAL:O	1:B:216:VAL:HA	2.00	0.61
1:A:18:LEU:HD21	1:A:178:SER:OG	2.01	0.61
1:B:90:GLY:HA2	1:B:99:LYS:HB2	1.83	0.61
1:A:81:VAL:HG23	1:A:216:VAL:HG23	1.82	0.61
1:A:8:LEU:HD23	1:A:9:PRO:HD3	1.83	0.61

Continued on next page...

Continued from previous page...

Atom-1	Atom-2	Interatomic distance (Å)	Clash overlap (Å)
1:A:416:ILE:CG2	1:A:419:LEU:HD13	2.26	0.61
1:B:317:ILE:HG12	2:B:624:HOH:O	1.99	0.61
1:B:20:GLU:HG2	2:B:563:HOH:O	2.01	0.61
1:A:332:LEU:N	1:A:332:LEU:HD12	2.14	0.61
1:A:424:VAL:HG22	1:A:442:VAL:HB	1.82	0.61
1:A:313:LEU:HB3	1:A:315:MET:SD	2.40	0.61
1:B:291:ILE:O	1:B:291:ILE:HD12	2.01	0.61
1:B:236:LEU:HD21	1:B:244:CYS:HB3	1.83	0.61
1:A:384:LYS:HA	1:A:384:LYS:NZ	2.16	0.61
1:B:111:LEU:HA	1:B:114:ILE:CD1	2.30	0.61
1:B:302:LYS:HG3	2:B:491:HOH:O	2.01	0.61
1:A:44:ILE:HG12	2:A:651:HOH:O	2.00	0.61
1:A:270:LEU:HD12	1:A:274:GLN:HB2	1.80	0.61
1:A:219:ALA:HB1	2:A:482:HOH:O	2.00	0.61
1:A:262:SER:HA	1:A:267:VAL:HA	1.83	0.61
1:A:271:GLU:HG3	2:A:560:HOH:O	2.01	0.61
1:B:266:LYS:HB3	2:B:598:HOH:O	2.00	0.61
1:B:355:ARG:CB	1:B:355:ARG:NH2	2.64	0.61
1:A:136:SER:HB2	1:A:189:PRO:CG	2.31	0.61
1:A:106:ASP:HB2	1:A:375:LEU:CD2	2.30	0.61
1:B:70:VAL:HG23	2:B:556:HOH:O	1.99	0.61
1:A:219:ALA:HA	1:A:295:ASN:O	2.00	0.61
1:B:29:PHE:O	1:B:33:VAL:HG23	2.00	0.61
1:B:359:VAL:C	1:B:360:LYS:HD2	2.20	0.61
1:B:393:SER:HB2	1:B:421:SER:CB	2.31	0.61
1:A:244:CYS:HA	1:A:347:ILE:O	2.01	0.61
1:A:433:SER:HB3	1:A:455:ARG:HG2	1.81	0.61
1:A:435:VAL:O	1:A:457:VAL:HG13	2.01	0.61
1:A:11:LEU:HD12	1:A:173:PHE:CE2	2.36	0.61
1:A:209:LEU:HD23	1:A:305:LYS:HD2	1.82	0.61
1:B:29:PHE:O	1:B:33:VAL:HG23	2.01	0.61
1:B:382:ARG:NH1	1:B:391:ASN:OD1	2.33	0.61
1:A:100:SER:C	1:A:102:ILE:H	2.04	0.60
1:B:57:VAL:HA	1:B:348:GLY:O	2.00	0.60
1:B:360:LYS:HD2	1:B:360:LYS:N	2.17	0.60
1:A:122:ASN:HB3	1:A:127:CYS:O	2.01	0.60
1:B:364:ASP:O	1:B:367:LEU:HB2	2.01	0.60
1:A:33:VAL:O	1:A:36:TYR:HB3	2.01	0.60
1:A:113:LEU:HD13	1:A:380:VAL:CG2	2.31	0.60
1:B:134:MET:SD	1:B:195:VAL:HG23	2.41	0.60
1:A:44:ILE:HG12	2:A:651:HOH:O	2.01	0.60

Continued on next page...

Continued from previous page...

Atom-1	Atom-2	Interatomic distance (Å)	Clash overlap (Å)
1:A:423:LYS:HB3	1:A:441:THR:HG23	1.83	0.60
1:B:146:ILE:O	1:B:149:LYS:HG2	2.00	0.60
1:B:89:LEU:HD11	1:B:138:ASN:HB3	1.83	0.60
1:B:360:LYS:HD2	1:B:360:LYS:N	2.16	0.60
1:A:8:LEU:HG	1:A:9:PRO:HD3	1.84	0.60
1:B:254:ASP:OD2	1:B:353:ARG:NH1	2.30	0.60
1:B:372:LEU:HD11	1:B:392:PRO:HD2	1.84	0.60
1:A:200:MET:SD	1:A:205:LEU:HD23	2.41	0.60
1:B:152:ASN:HD22	1:B:152:ASN:N	1.98	0.60
1:B:244:CYS:SG	1:B:298:TRP:CB	2.84	0.60
1:A:374:THR:O	1:A:381:THR:N	2.34	0.60
1:B:232:ILE:O	1:B:236:LEU:HG	2.02	0.60
1:A:52:PRO:HA	1:A:56:ILE:HD12	1.81	0.60
1:B:52:PRO:HB3	1:B:56:ILE:HG22	1.83	0.60
1:B:44:ILE:HD11	1:B:49:ILE:HD11	1.83	0.60
1:A:167:ARG:HG2	1:A:329:VAL:HG21	1.83	0.60
1:A:83:LEU:O	1:A:84:LYS:HD3	2.00	0.60
1:B:144:HIS:O	1:B:147:VAL:HG22	2.01	0.60
1:A:104:VAL:HG13	1:A:105:ARG:H	1.66	0.60
1:A:421:SER:C	2:A:582:HOH:O	2.40	0.60
1:B:73:THR:HG22	1:B:77:LEU:HD12	1.84	0.60
1:B:11:LEU:HD12	1:B:173:PHE:CE2	2.36	0.60
1:B:96:THR:O	1:B:97:GLY:O	2.20	0.60
1:A:271:GLU:C	1:A:273:ALA:H	2.05	0.60
1:B:296:ASN:C	1:B:297:LEU:HG	2.21	0.60
1:B:170:ALA:HB2	1:B:328:LYS:CB	2.32	0.60
1:B:134:MET:CE	1:B:162:GLN:NE2	2.65	0.60
1:A:243:TYR:OH	1:A:337:GLY:HA2	2.01	0.60
1:A:26:LYS:O	1:A:30:ILE:HG12	2.02	0.60
1:B:244:CYS:HB2	1:B:298:TRP:HB2	1.84	0.60
1:A:275:VAL:HG21	1:A:283:PHE:CD1	2.37	0.60
1:B:200:MET:SD	1:B:205:LEU:HD23	2.41	0.60
1:A:65:PRO:HA	1:A:231:THR:OG1	2.01	0.60
1:B:417:VAL:HG13	1:B:418:GLU:HG3	1.83	0.60
1:A:196:PHE:HB2	1:A:197:PRO:CD	2.32	0.60
1:A:77:LEU:HG	1:A:230:LEU:HD11	1.82	0.60
1:A:370:SER:HB3	1:A:413:ILE:HG22	1.82	0.60
1:A:106:ASP:CB	1:A:375:LEU:HD22	2.31	0.60
1:A:62:LYS:HG3	1:A:62:LYS:O	2.01	0.60
1:B:11:LEU:HD21	1:B:175:PRO:HG3	1.84	0.60
1:B:272:ILE:O	1:B:272:ILE:HG12	2.02	0.60

Continued on next page...

Continued from previous page...

Atom-1	Atom-2	Interatomic distance (Å)	Clash overlap (Å)
1:A:7:ASN:OD1	1:A:8:LEU:HD23	2.02	0.60
1:B:54:ASP:OD2	1:B:59:PRO:HG2	2.00	0.60
1:A:79:LYS:HA	1:A:213:LYS:HD3	1.84	0.60
1:A:439:LYS:HD2	1:A:440:VAL:N	2.16	0.60
1:B:176:TRP:HB3	1:B:177:PRO:HD3	1.83	0.60
1:B:32:LEU:HD11	1:B:317:ILE:HD12	1.84	0.60
1:A:6:GLU:HG2	1:A:7:ASN:N	2.15	0.60
1:B:205:LEU:HD11	1:B:304:ILE:HB	1.83	0.60
1:A:18:LEU:CD1	1:A:177:PRO:HB2	2.31	0.60
1:B:81:VAL:HG22	1:B:130:PRO:CG	2.31	0.60
1:A:77:LEU:CD2	1:A:230:LEU:HD21	2.32	0.60
1:A:49:ILE:HG12	1:A:261:ILE:HD12	1.84	0.60
1:A:272:ILE:HG12	2:A:535:HOH:O	2.02	0.60
1:A:251:THR:O	1:A:286:ILE:HG21	2.00	0.60
1:A:410:PHE:O	1:A:411:LYS:C	2.40	0.59
1:B:379:PHE:O	1:B:381:THR:HG23	2.02	0.59
1:A:289:PHE:HD1	2:A:531:HOH:O	1.85	0.59
1:B:150:TYR:HB2	2:B:653:HOH:O	2.01	0.59
1:B:208:PHE:HB3	1:B:213:LYS:HB2	1.82	0.59
1:B:272:ILE:HB	1:B:283:PHE:CD2	2.36	0.59
1:A:425:SER:OG	1:A:443:ALA:HA	2.02	0.59
1:B:66:VAL:HG21	1:B:230:LEU:HB3	1.84	0.59
1:A:395:GLU:HB3	1:A:422:LEU:O	2.02	0.59
1:A:235:HIS:HA	1:A:238:GLN:HG3	1.82	0.59
1:A:459:GLU:O	1:A:460:ASN:C	2.40	0.59
1:B:445:LYS:HG3	2:B:564:HOH:O	2.02	0.59
1:A:123:ASN:HB2	2:A:552:HOH:O	2.00	0.59
1:A:265:GLY:O	1:A:266:LYS:HE2	2.02	0.59
1:B:32:LEU:HB3	2:B:682:HOH:O	2.02	0.59
1:B:401:LYS:HB2	2:B:499:HOH:O	2.02	0.59
1:A:103:GLU:HA	1:A:109:THR:HA	1.84	0.59
1:B:424:VAL:HG13	1:B:442:VAL:O	2.01	0.59
1:A:250:LYS:CE	1:A:292:PHE:HB3	2.32	0.59
1:A:103:GLU:OE1	1:A:107:GLY:HA2	2.03	0.59
1:A:82:VAL:HG11	1:A:118:ILE:HD11	1.84	0.59
1:A:247:VAL:O	1:A:351:VAL:HG22	2.02	0.59
1:A:268:GLN:HG2	1:A:341:ARG:HB3	1.82	0.59
1:B:420:ASP:HB2	1:B:439:LYS:HG2	1.84	0.59
1:A:280:VAL:HG12	1:A:284:LYS:HZ3	1.67	0.59
1:B:287:GLU:OE2	2:B:578:HOH:O	2.17	0.59
1:A:15:VAL:HB	1:A:30:ILE:HD11	1.84	0.59

Continued on next page...

Continued from previous page...

Atom-1	Atom-2	Interatomic distance (Å)	Clash overlap (Å)
1:B:98:PRO:HD2	1:B:101:VAL:HG11	1.83	0.59
1:B:315:MET:CE	1:B:339:ALA:HB2	2.32	0.59
1:A:409:ARG:HH12	1:A:428:VAL:H	1.50	0.59
1:A:6:GLU:CG	1:A:7:ASN:H	2.15	0.59
1:B:230:LEU:HD12	1:B:230:LEU:N	2.16	0.59
1:B:425:SER:O	1:B:443:ALA:HA	2.02	0.59
1:A:249:PRO:O	2:A:579:HOH:O	2.17	0.59
1:A:403:VAL:O	1:A:407:LEU:HG	2.01	0.59
1:B:109:THR:HG23	1:B:112:ASP:OD2	2.01	0.59
1:B:258:GLY:HA3	1:B:271:GLU:OE2	2.02	0.59
1:A:199:LEU:HD12	1:A:204:LYS:HB2	1.84	0.59
1:A:239:ASN:ND2	2:A:625:HOH:O	2.35	0.59
1:B:118:ILE:HG12	1:B:131:LEU:HD22	1.84	0.59
1:A:181:LYS:HE3	1:A:185:GLU:HB2	1.83	0.59
1:B:96:THR:HG22	1:B:97:GLY:H	1.67	0.59
1:A:88:GLY:O	1:A:139:THR:HG21	2.02	0.59
1:A:272:ILE:HG23	1:A:283:PHE:CE2	2.37	0.59
1:B:89:LEU:CG	2:B:660:HOH:O	2.50	0.59
1:A:247:VAL:O	1:A:351:VAL:HG22	2.03	0.59
1:A:271:GLU:OE2	1:A:272:ILE:CG1	2.50	0.59
1:B:142:ASP:O	1:B:145:LYS:HB3	2.02	0.59
1:B:366:LEU:HD22	1:B:394:ILE:HD13	1.85	0.59
1:A:11:LEU:HD23	1:A:11:LEU:C	2.22	0.59
1:A:424:VAL:HA	1:A:442:VAL:O	2.02	0.59
1:B:283:PHE:HA	1:B:289:PHE:CD2	2.38	0.59
1:B:128:LYS:HD2	2:B:669:HOH:O	2.02	0.59
1:A:255:VAL:HB	1:A:284:LYS:HB3	1.84	0.59
1:B:243:TYR:OH	1:B:337:GLY:HA2	2.03	0.59
1:A:225:GLY:O	1:A:355:ARG:HA	2.03	0.59
1:A:197:PRO:HA	1:A:308:VAL:HG11	1.84	0.59
1:B:53:THR:OG1	1:B:55:GLU:HG2	2.03	0.59
1:B:411:LYS:CD	1:B:431:GLY:HA2	2.33	0.59
1:B:423:LYS:O	1:B:441:THR:HA	2.03	0.59
1:A:208:PHE:HA	1:A:211:GLN:OE1	2.02	0.59
1:A:266:LYS:HA	2:A:594:HOH:O	2.02	0.59
1:B:241:ASN:HD22	1:B:347:ILE:CG2	2.15	0.59
1:A:12:LYS:HG3	1:A:30:ILE:HG13	1.84	0.59
1:B:171:ASP:OD1	1:B:172:GLU:HG3	2.03	0.59
1:A:355:ARG:HD3	2:A:549:HOH:O	2.01	0.59
1:B:89:LEU:CB	2:B:660:HOH:O	2.50	0.59
1:B:50:GLN:CD	2:B:592:HOH:O	2.41	0.59

Continued on next page...

Continued from previous page...

Atom-1	Atom-2	Interatomic distance (Å)	Clash overlap (Å)
1:A:280:VAL:HG12	1:A:284:LYS:NZ	2.18	0.59
1:B:115:VAL:HG11	1:B:150:TYR:CD1	2.38	0.59
1:B:402:LYS:O	1:B:405:THR:N	2.34	0.59
1:B:465:GLY:HA3	1:B:467:GLU:OE2	2.03	0.59
1:A:77:LEU:HD21	1:A:230:LEU:HD21	1.85	0.59
1:B:105:ARG:HD2	2:B:558:HOH:O	2.03	0.59
1:A:121:LEU:HD23	1:A:121:LEU:O	2.02	0.59
1:A:219:ALA:HA	1:A:295:ASN:O	2.02	0.59
1:B:122:ASN:ND2	1:B:154:ASN:O	2.32	0.59
1:B:220:ASN:OD1	2:B:637:HOH:O	2.16	0.59
1:A:140:HIS:CG	1:A:161:ASN:HB2	2.37	0.59
1:A:124:LYS:HE3	1:A:125:TYR:OH	2.02	0.59
1:A:207:THR:HG22	1:A:211:GLN:OE1	2.02	0.59
1:B:30:ILE:C	1:B:32:LEU:N	2.56	0.59
1:B:426:GLY:HA3	1:B:444:ALA:HB3	1.85	0.59
1:A:80:LEU:HD11	1:A:217:PHE:HB2	1.85	0.59
1:A:9:PRO:HD2	2:A:553:HOH:O	2.02	0.59
1:B:330:LEU:HD23	1:B:331:GLN:N	2.18	0.59
1:B:235:HIS:O	1:B:239:ASN:ND2	2.35	0.59
1:B:357:LEU:HD22	1:B:357:LEU:O	2.03	0.59
1:A:132:VAL:CB	1:A:158:HIS:HB2	2.32	0.59
1:A:366:LEU:O	1:A:366:LEU:HD23	2.02	0.59
1:A:121:LEU:HD23	1:A:121:LEU:C	2.23	0.58
1:B:229:ASP:HB3	1:B:232:ILE:HD12	1.84	0.58
1:A:272:ILE:HG23	1:A:283:PHE:CE2	2.38	0.58
1:B:110:PHE:CD1	1:B:222:ASP:HA	2.38	0.58
1:A:382:ARG:C	2:A:590:HOH:O	2.40	0.58
1:A:35:ARG:O	1:A:38:SER:HB2	2.03	0.58
1:A:439:LYS:H	1:A:460:ASN:ND2	2.01	0.58
1:A:98:PRO:HG3	1:A:139:THR:HB	1.85	0.58
1:A:11:LEU:HD12	1:A:175:PRO:HD3	1.84	0.58
1:A:419:LEU:HG	1:A:420:ASP:H	1.66	0.58
1:A:426:GLY:O	1:A:428:VAL:HG23	2.02	0.58
1:A:208:PHE:O	1:A:213:LYS:HB2	2.03	0.58
1:A:110:PHE:O	1:A:114:ILE:HG13	2.03	0.58
1:B:144:HIS:HA	1:B:147:VAL:HG22	1.84	0.58
1:A:142:ASP:O	1:A:146:ILE:HG12	2.03	0.58
1:A:374:THR:HG23	1:A:376:VAL:HG23	1.86	0.58
1:A:434:ILE:HA	1:A:456:ALA:O	2.02	0.58
1:B:369:GLN:O	1:B:413:ILE:HG21	2.03	0.58
1:A:241:ASN:HA	1:A:345:ASN:HD22	1.68	0.58

Continued on next page...

Continued from previous page...

Atom-1	Atom-2	Interatomic distance (Å)	Clash overlap (Å)
1:B:267:VAL:O	1:B:341:ARG:HB3	2.03	0.58
1:A:56:ILE:HG22	1:A:57:VAL:CG2	2.31	0.58
1:A:9:PRO:HD2	2:A:554:HOH:O	2.02	0.58
1:B:372:LEU:HD22	1:B:373:TYR:CE1	2.38	0.58
1:B:414:PRO:HG3	2:B:495:HOH:O	2.01	0.58
1:A:359:VAL:HA	1:A:364:ASP:CB	2.32	0.58
1:B:315:MET:SD	1:B:339:ALA:HB2	2.42	0.58
1:A:246:GLU:OE1	1:A:355:ARG:NH1	2.36	0.58
1:B:332:LEU:HD12	2:B:683:HOH:O	2.02	0.58
1:A:445:LYS:N	1:A:448:VAL:HB	2.18	0.58
1:A:207:THR:O	1:A:211:GLN:HG3	2.03	0.58
1:B:242:GLU:CD	1:B:344:ASP:H	2.06	0.58
1:A:461:LYS:NZ	1:A:468:ASP:HB3	2.18	0.58
1:A:227:ILE:HG21	1:A:379:PHE:CE1	2.38	0.58
1:A:294:THR:O	1:A:295:ASN:HB2	2.02	0.58
1:B:74:LYS:HB3	2:B:706:HOH:O	2.03	0.58
1:B:366:LEU:HD23	1:B:366:LEU:C	2.24	0.58
1:B:242:GLU:HB3	1:B:343:PHE:HD1	1.68	0.58
1:B:359:VAL:HG13	1:B:364:ASP:HB2	1.85	0.58
1:A:117:GLN:HG2	2:A:598:HOH:O	2.03	0.58
1:B:103:GLU:HA	1:B:108:LEU:O	2.04	0.58
1:B:35:ARG:NH2	1:B:314:LYS:HD3	2.19	0.58
1:A:411:LYS:HB3	1:A:432:SER:HB3	1.83	0.58
1:B:105:ARG:HG3	1:B:106:ASP:N	2.18	0.58
1:A:232:ILE:O	1:A:236:LEU:HG	2.03	0.58
1:A:77:LEU:HD23	1:A:230:LEU:HD21	1.84	0.58
1:B:134:MET:HE1	1:B:162:GLN:HE22	1.69	0.58
1:B:405:THR:HG22	2:B:565:HOH:O	2.03	0.58
1:B:103:GLU:OE1	1:B:107:GLY:HA2	2.04	0.58
1:B:69:ASP:HA	2:B:556:HOH:O	2.02	0.58
1:B:420:ASP:OD2	1:B:438:GLY:HA2	2.03	0.58
1:A:76:LEU:CD1	1:A:234:LYS:HB2	2.33	0.58
1:A:100:SER:O	1:A:110:PHE:HB2	2.03	0.58
1:A:158:HIS:HB3	1:A:204:LYS:HE3	1.85	0.58
1:A:76:LEU:HD23	1:A:237:ILE:HD12	1.84	0.58
1:A:75:ASN:HA	1:A:78:ASP:OD2	2.03	0.58
1:A:196:PHE:CD1	1:A:304:ILE:HD13	2.39	0.58
1:A:44:ILE:N	2:A:595:HOH:O	2.37	0.58
1:A:103:GLU:OE1	1:A:107:GLY:HA2	2.03	0.58
1:A:128:LYS:O	2:A:633:HOH:O	2.16	0.58
1:A:227:ILE:HG13	1:A:227:ILE:O	2.03	0.58

Continued on next page...

Continued from previous page...

Atom-1	Atom-2	Interatomic distance (Å)	Clash overlap (Å)
1:B:164:LYS:HB3	2:B:571:HOH:O	2.02	0.58
1:A:105:ARG:NH1	1:A:369:GLN:HA	2.19	0.58
1:B:66:VAL:HG13	1:B:72:GLU:CD	2.24	0.58
1:A:461:LYS:CE	1:A:463:ILE:HG12	2.33	0.58
1:B:136:SER:CB	1:B:162:GLN:HE21	2.17	0.58
1:B:167:ARG:O	1:B:329:VAL:HB	2.04	0.58
1:A:99:LYS:NZ	1:A:360:LYS:HA	2.19	0.58
1:B:150:TYR:HE2	2:B:554:HOH:O	1.86	0.58
1:B:169:VAL:HG11	1:B:172:GLU:HG3	1.85	0.58
1:B:176:TRP:CE3	1:B:329:VAL:HG11	2.38	0.58
1:A:85:LEU:HD12	1:A:220:ASN:OD1	2.04	0.58
1:B:80:LEU:O	2:B:480:HOH:O	2.16	0.58
1:A:242:GLU:OE1	1:A:344:ASP:HB2	2.04	0.58
1:B:66:VAL:HG22	1:B:234:LYS:HD2	1.85	0.58
1:B:60:TYR:OH	1:B:231:THR:HB	2.03	0.58
1:A:105:ARG:HH11	1:A:105:ARG:HG3	1.69	0.58
1:B:73:THR:HG23	1:B:230:LEU:CD2	2.34	0.58
1:A:219:ALA:HB3	2:A:492:HOH:O	2.02	0.58
1:A:367:LEU:HD22	1:A:372:LEU:HD23	1.86	0.58
1:B:165:TYR:CD2	1:B:190:PRO:HB3	2.39	0.58
1:B:32:LEU:O	1:B:35:ARG:N	2.36	0.58
1:B:432:SER:H	1:B:454:ASP:CG	2.07	0.58
1:A:200:MET:C	1:A:200:MET:SD	2.82	0.58
1:A:83:LEU:CD2	1:A:218:VAL:HG13	2.30	0.58
1:A:53:THR:OG1	1:A:55:GLU:HB2	2.04	0.58
1:B:220:ASN:OD1	2:B:636:HOH:O	2.17	0.58
1:A:146:ILE:O	1:A:149:LYS:HG2	2.04	0.58
1:A:200:MET:CG	1:A:205:LEU:HD23	2.31	0.58
1:B:224:LEU:HD13	1:B:380:VAL:HG21	1.86	0.58
1:A:453:PRO:O	1:A:456:ALA:HB2	2.04	0.57
1:A:35:ARG:O	1:A:38:SER:N	2.35	0.57
1:B:50:GLN:OE1	2:B:643:HOH:O	2.17	0.57
1:A:81:VAL:HG13	1:A:216:VAL:CA	2.31	0.57
1:B:50:GLN:HB2	1:B:262:SER:HB2	1.86	0.57
1:B:132:VAL:CG2	1:B:158:HIS:HB2	2.20	0.57
1:A:167:ARG:HG3	1:A:188:TYR:HB3	1.84	0.57
1:B:276:PRO:HB2	1:B:278:GLU:CG	2.33	0.57
1:A:124:LYS:HE3	1:A:125:TYR:CZ	2.38	0.57
1:A:8:LEU:HD23	1:A:9:PRO:HD3	1.85	0.57
1:B:135:ASN:O	1:B:161:ASN:HA	2.04	0.57
1:A:120:ASN:ND2	1:A:377:ASP:O	2.37	0.57

Continued on next page...

Continued from previous page...

Atom-1	Atom-2	Interatomic distance (Å)	Clash overlap (Å)
1:A:382:ARG:HH22	1:A:386:ARG:HG2	1.68	0.57
1:B:359:VAL:HG11	1:B:365:LEU:CD2	2.34	0.57
1:A:8:LEU:H	1:A:9:PRO:HD3	1.69	0.57
1:B:98:PRO:O	1:B:101:VAL:HG22	2.05	0.57
1:B:399:GLU:HG2	1:B:426:GLY:O	2.03	0.57
1:A:420:ASP:HB2	1:A:438:GLY:C	2.24	0.57
1:A:395:GLU:OE2	1:A:423:LYS:HG3	2.04	0.57
1:B:218:VAL:HB	1:B:297:LEU:HB2	1.86	0.57
1:B:416:ILE:HB	1:B:419:LEU:HD22	1.84	0.57
1:A:81:VAL:O	1:A:216:VAL:HA	2.03	0.57
1:B:73:THR:HG23	1:B:230:LEU:HD11	1.84	0.57
1:A:278:GLU:H	1:A:278:GLU:CD	2.08	0.57
1:B:465:GLY:O	1:B:468:ASP:HB2	2.03	0.57
1:B:51:THR:HG23	1:B:52:PRO:HD2	1.85	0.57
1:B:56:ILE:HG13	1:B:262:SER:OG	2.03	0.57
1:A:111:LEU:HA	1:A:114:ILE:HD12	1.87	0.57
1:A:366:LEU:HD22	1:A:394:ILE:HD13	1.85	0.57
1:A:116:ILE:HG21	1:A:378:GLY:HA3	1.85	0.57
1:B:461:LYS:HG2	1:B:463:ILE:HG13	1.86	0.57
1:B:467:GLU:H	1:B:467:GLU:CD	2.08	0.57
1:A:384:LYS:O	1:A:384:LYS:HE3	2.04	0.57
1:A:66:VAL:CA	1:A:234:LYS:HE2	2.34	0.57
1:A:66:VAL:HA	1:A:234:LYS:HZ1	1.67	0.57
1:B:93:MET:SD	1:B:99:LYS:HE3	2.43	0.57
1:B:196:PHE:CD1	1:B:304:ILE:HD13	2.40	0.57
1:B:155:VAL:O	1:B:155:VAL:HG13	2.05	0.57
1:A:425:SER:OG	2:A:578:HOH:O	2.17	0.57
1:A:355:ARG:HH11	1:A:355:ARG:CG	2.00	0.57
1:B:11:LEU:CD1	1:B:33:VAL:HG11	2.34	0.57
1:B:150:TYR:HD2	2:B:653:HOH:O	1.86	0.57
1:B:324:VAL:O	1:B:325:ASP:HB2	2.04	0.57
1:B:64:THR:N	2:B:506:HOH:O	2.35	0.57
1:A:250:LYS:HE3	1:A:292:PHE:HB3	1.86	0.57
1:B:92:THR:O	1:B:92:THR:HG22	2.05	0.57
1:A:124:LYS:HE3	1:A:125:TYR:OH	2.04	0.57
1:B:268:GLN:NE2	1:B:341:ARG:CB	2.63	0.57
1:A:419:LEU:HD13	1:A:436:LEU:HB3	1.87	0.57
1:B:170:ALA:HB2	1:B:328:LYS:HB2	1.86	0.57
1:A:89:LEU:HD11	1:A:138:ASN:HB3	1.86	0.57
1:B:293:ASN:HD22	1:B:294:THR:H	1.53	0.57
1:B:382:ARG:NH1	1:B:391:ASN:OD1	2.37	0.57

Continued on next page...

Continued from previous page...

Atom-1	Atom-2	Interatomic distance (Å)	Clash overlap (Å)
1:B:463:ILE:HG23	1:B:468:ASP:HB2	1.87	0.57
1:B:9:PRO:HA	1:B:12:LYS:HB3	1.86	0.57
1:B:137:PHE:CD1	1:B:184:LYS:HD2	2.39	0.57
1:B:89:LEU:HB2	2:B:660:HOH:O	2.04	0.57
1:A:164:LYS:HE3	2:A:525:HOH:O	2.04	0.57
1:B:319:PRO:HA	1:B:331:GLN:O	2.04	0.57
1:A:200:MET:HG2	1:A:205:LEU:HD13	1.87	0.57
1:B:222:ASP:O	1:B:358:PRO:HA	2.05	0.57
1:B:330:LEU:HD21	1:B:332:LEU:HD23	1.87	0.57
1:B:365:LEU:O	1:B:369:GLN:HG3	2.05	0.57
1:A:102:ILE:HG22	1:A:103:GLU:H	1.69	0.57
1:B:242:GLU:OE2	1:B:344:ASP:HB2	2.04	0.57
1:B:341:ARG:HH11	1:B:341:ARG:CB	2.14	0.57
1:B:103:GLU:HA	1:B:109:THR:HA	1.86	0.57
1:B:319:PRO:O	1:B:321:PRO:HD3	2.05	0.57
1:A:49:ILE:HG12	1:A:261:ILE:HD12	1.85	0.57
1:B:140:HIS:CD2	1:B:161:ASN:HB2	2.40	0.57
1:B:191:GLY:HA3	1:B:334:THR:O	2.04	0.57
1:A:207:THR:HG22	1:A:211:GLN:OE1	2.04	0.57
1:A:291:ILE:HG21	1:A:350:ASN:ND2	2.19	0.57
1:B:106:ASP:OD2	1:B:375:LEU:HD13	2.05	0.57
1:A:11:LEU:HD11	1:A:173:PHE:CE2	2.36	0.57
1:B:322:LYS:HZ2	1:B:324:VAL:HG22	1.67	0.57
1:B:336:ALA:C	1:B:338:ALA:H	2.06	0.57
1:A:232:ILE:O	1:A:236:LEU:HG	2.05	0.56
1:A:439:LYS:HD2	1:A:440:VAL:N	2.20	0.56
1:A:411:LYS:HE3	2:A:610:HOH:O	2.05	0.56
1:A:104:VAL:HG13	1:A:105:ARG:H	1.70	0.56
1:B:106:ASP:HB2	1:B:375:LEU:HD22	1.87	0.56
1:B:140:HIS:CG	1:B:161:ASN:OD1	2.58	0.56
1:B:103:GLU:OE1	1:B:107:GLY:HA2	2.05	0.56
1:A:45:GLU:HB3	1:A:48:LYS:HG3	1.86	0.56
1:B:247:VAL:HG21	1:B:291:ILE:HD13	1.87	0.56
1:A:117:GLN:NE2	1:A:379:PHE:HD1	2.03	0.56
1:A:411:LYS:CD	1:A:431:GLY:HA2	2.35	0.56
1:A:8:LEU:HD23	1:A:9:PRO:HD3	1.87	0.56
1:B:272:ILE:HD12	1:B:284:LYS:HE3	1.87	0.56
1:B:420:ASP:HB2	1:B:438:GLY:C	2.25	0.56
1:A:171:ASP:OD1	1:A:172:GLU:N	2.38	0.56
1:B:60:TYR:HB2	1:B:350:ASN:O	2.04	0.56
1:B:9:PRO:HD2	2:B:697:HOH:O	2.05	0.56

Continued on next page...

Continued from previous page...

Atom-1	Atom-2	Interatomic distance (Å)	Clash overlap (Å)
1:A:121:LEU:HD11	1:A:228:VAL:HG21	1.87	0.56
1:A:294:THR:HB	1:A:296:ASN:HD22	1.70	0.56
1:B:44:ILE:HG13	1:B:263:TYR:CZ	2.40	0.56
1:B:14:ALA:HB1	1:B:178:SER:OG	2.06	0.56
1:A:420:ASP:OD2	1:A:438:GLY:HA2	2.04	0.56
1:B:21:MET:HG2	2:B:571:HOH:O	2.04	0.56
1:B:262:SER:HA	1:B:266:LYS:O	2.04	0.56
1:A:322:LYS:CG	1:A:331:GLN:HE22	2.16	0.56
1:B:30:ILE:O	1:B:32:LEU:N	2.39	0.56
1:B:162:GLN:HB2	1:B:194:ASP:OD2	2.06	0.56
1:B:263:TYR:CE2	1:B:264:GLU:HG3	2.41	0.56
1:B:329:VAL:O	1:B:330:LEU:HD23	2.05	0.56
1:B:223:ASN:OD1	1:B:357:LEU:N	2.32	0.56
1:B:94:GLY:HA3	1:B:402:LYS:HG2	1.85	0.56
1:A:362:SER:HB2	2:A:491:HOH:O	2.05	0.56
1:B:66:VAL:HG11	1:B:73:THR:OG1	2.05	0.56
1:A:15:VAL:HG21	1:A:30:ILE:HD11	1.87	0.56
1:A:246:GLU:OE2	1:A:355:ARG:NH1	2.38	0.56
1:A:113:LEU:HD13	1:A:380:VAL:HG23	1.87	0.56
1:A:366:LEU:O	1:A:366:LEU:HD23	2.05	0.56
1:A:103:GLU:OE1	1:A:107:GLY:HA2	2.06	0.56
1:B:51:THR:HG22	1:B:52:PRO:HD2	1.87	0.56
1:A:402:LYS:HD3	1:A:405:THR:OG1	2.04	0.56
1:A:255:VAL:O	1:A:284:LYS:HG2	2.05	0.56
1:A:73:THR:HG23	1:A:230:LEU:HD11	1.88	0.56
1:B:223:ASN:OD1	1:B:357:LEU:N	2.37	0.56
1:A:255:VAL:O	1:A:284:LYS:HA	2.06	0.56
1:A:14:ALA:O	2:A:494:HOH:O	2.18	0.56
1:B:247:VAL:O	1:B:351:VAL:N	2.32	0.56
1:A:236:LEU:HA	1:A:241:ASN:HB2	1.86	0.56
1:B:170:ALA:HB2	1:B:328:LYS:O	2.05	0.56
1:A:396:LEU:HB3	1:A:400:PHE:CD2	2.39	0.56
1:B:242:GLU:OE1	1:B:344:ASP:N	2.28	0.56
1:A:115:VAL:HG21	1:A:150:TYR:CE1	2.41	0.56
1:A:168:VAL:HG13	1:A:174:VAL:O	2.06	0.56
1:A:8:LEU:CG	1:A:9:PRO:HD3	2.35	0.56
1:B:11:LEU:HG	1:B:175:PRO:HD3	1.87	0.56
1:B:66:VAL:CG1	2:B:502:HOH:O	2.52	0.56
1:B:111:LEU:HD23	1:B:114:ILE:HD12	1.87	0.56
1:B:152:ASN:HD22	1:B:152:ASN:N	2.01	0.56
1:A:99:LYS:NZ	2:A:546:HOH:O	2.38	0.56

Continued on next page...

Continued from previous page...

Atom-1	Atom-2	Interatomic distance (Å)	Clash overlap (Å)
1:B:162:GLN:NE2	1:B:189:PRO:HB2	2.20	0.56
1:B:51:THR:CG2	1:B:288:LYS:HE3	2.35	0.56
1:A:111:LEU:CD2	1:A:146:ILE:HG21	2.35	0.56
1:B:20:GLU:HG2	2:B:563:HOH:O	2.04	0.56
1:A:18:LEU:HD13	1:A:177:PRO:HB2	1.86	0.56
1:B:335:ALA:O	1:B:338:ALA:HB3	2.06	0.56
1:B:246:GLU:HG2	1:B:349:VAL:HG13	1.88	0.56
1:B:330:LEU:HD23	1:B:331:GLN:H	1.71	0.56
1:B:244:CYS:SG	1:B:347:ILE:HG13	2.45	0.56
1:B:363:SER:HB3	1:B:396:LEU:HG	1.87	0.56
1:A:295:ASN:OD1	1:A:297:LEU:HD11	2.06	0.56
1:A:255:VAL:HB	1:A:284:LYS:CD	2.35	0.56
1:A:255:VAL:HB	1:A:284:LYS:HD2	1.86	0.56
1:A:442:VAL:HG11	1:A:452:ILE:HD11	1.86	0.56
1:A:322:LYS:HG3	1:A:331:GLN:NE2	2.21	0.56
1:A:89:LEU:HB3	1:A:91:THR:HG23	1.87	0.56
1:B:145:LYS:HG3	1:B:146:ILE:H	1.69	0.56
1:B:259:THR:OG1	1:B:291:ILE:HD12	2.06	0.56
1:A:98:PRO:HB2	1:A:101:VAL:HG13	1.86	0.56
1:A:271:GLU:HG2	1:A:272:ILE:N	2.20	0.56
1:A:79:LYS:HD2	1:A:237:ILE:CD1	2.34	0.56
1:A:318:ILE:HD12	1:A:318:ILE:N	2.21	0.56
1:A:77:LEU:HD23	1:A:230:LEU:HD21	1.88	0.56
1:B:227:ILE:CG1	1:B:355:ARG:NH2	2.68	0.56
1:A:190:PRO:HA	1:A:333:GLU:HG2	1.88	0.56
1:B:100:SER:O	1:B:110:PHE:HB2	2.05	0.56
1:B:267:VAL:HG13	2:B:568:HOH:O	2.05	0.56
1:B:461:LYS:HG3	2:B:625:HOH:O	2.05	0.56
1:A:85:LEU:O	1:A:221:SER:HB3	2.06	0.56
1:A:318:ILE:N	1:A:318:ILE:HD12	2.21	0.56
1:A:10:GLN:HB2	2:A:552:HOH:O	2.05	0.56
1:A:127:CYS:HB2	2:A:644:HOH:O	2.05	0.56
1:B:133:LEU:O	1:B:135:ASN:ND2	2.39	0.56
1:B:164:LYS:O	1:B:165:TYR:HD1	1.88	0.56
1:B:370:SER:HB2	1:B:416:ILE:HG12	1.88	0.56
1:A:81:VAL:CG1	1:A:301:LEU:HD11	2.36	0.56
1:B:103:GLU:HA	1:B:109:THR:HA	1.87	0.56
1:A:99:LYS:NZ	1:A:110:PHE:CE2	2.74	0.56
1:B:369:GLN:HB3	1:B:413:ILE:HG13	1.88	0.56
1:A:149:LYS:HE2	2:A:613:HOH:O	2.06	0.56
1:B:185:GLU:OE1	1:B:324:VAL:HG11	2.05	0.56

Continued on next page...

Continued from previous page...

Atom-1	Atom-2	Interatomic distance (Å)	Clash overlap (Å)
1:B:8:LEU:N	1:B:9:PRO:CD	2.69	0.56
1:B:347:ILE:O	1:B:347:ILE:HD13	2.04	0.56
1:B:119:GLU:CD	1:B:153:SER:HB3	2.26	0.56
1:A:44:ILE:N	1:A:44:ILE:HD12	2.21	0.56
1:A:247:VAL:CB	1:A:291:ILE:HD13	2.34	0.56
1:B:177:PRO:O	1:B:180:GLY:N	2.33	0.56
1:B:243:TYR:OH	1:B:336:ALA:O	2.23	0.56
1:A:105:ARG:HH11	1:A:369:GLN:HA	1.70	0.56
1:A:364:ASP:O	1:A:367:LEU:HB2	2.06	0.56
1:A:119:GLU:HG3	1:A:154:ASN:HB3	1.87	0.55
1:A:272:ILE:HG12	2:A:535:HOH:O	2.06	0.55
1:B:98:PRO:O	1:B:101:VAL:HG13	2.05	0.55
1:B:116:ILE:CG2	1:B:120:ASN:ND2	2.69	0.55
1:A:83:LEU:O	1:A:218:VAL:HA	2.06	0.55
1:B:170:ALA:CB	1:B:328:LYS:HB2	2.36	0.55
1:B:425:SER:HA	2:B:476:HOH:O	2.06	0.55
1:A:58:VAL:O	1:A:349:VAL:HG23	2.06	0.55
1:A:8:LEU:CD2	1:A:9:PRO:HD3	2.35	0.55
1:A:44:ILE:N	1:A:44:ILE:HD12	2.21	0.55
1:B:162:GLN:HB2	1:B:194:ASP:OD2	2.06	0.55
1:A:117:GLN:HE21	1:A:379:PHE:CA	2.19	0.55
1:A:236:LEU:HD22	1:A:241:ASN:HB2	1.88	0.55
1:A:436:LEU:HD23	1:A:458:VAL:HB	1.87	0.55
1:B:285:SER:OG	1:B:287:GLU:HB3	2.06	0.55
1:A:271:GLU:OE2	1:A:272:ILE:HG13	2.06	0.55
1:B:56:ILE:HG13	2:B:612:HOH:O	2.06	0.55
1:A:90:GLY:N	1:A:97:GLY:O	2.37	0.55
1:A:246:GLU:OE1	1:A:355:ARG:NH1	2.39	0.55
1:A:402:LYS:O	1:A:405:THR:N	2.32	0.55
1:A:436:LEU:HD13	1:A:440:VAL:CG1	2.30	0.55
1:B:374:THR:N	1:B:381:THR:O	2.33	0.55
1:A:433:SER:O	1:A:455:ARG:HA	2.05	0.55
1:B:322:LYS:HD3	1:B:323:GLU:N	2.21	0.55
1:A:422:LEU:HD11	1:A:424:VAL:HG23	1.88	0.55
1:B:279:HIS:HA	1:B:282:GLU:OE1	2.05	0.55
1:A:261:ILE:O	1:A:267:VAL:HA	2.06	0.55
1:A:384:LYS:HA	1:A:384:LYS:CE	2.36	0.55
1:A:77:LEU:HD13	1:A:121:LEU:HD21	1.87	0.55
1:B:396:LEU:HB3	1:B:400:PHE:CB	2.37	0.55
1:A:83:LEU:CD2	1:A:218:VAL:HG13	2.36	0.55
1:B:224:LEU:HD13	1:B:380:VAL:CG2	2.36	0.55

Continued on next page...

Continued from previous page...

Atom-1	Atom-2	Interatomic distance (Å)	Clash overlap (Å)
1:B:150:TYR:HE2	2:B:554:HOH:O	1.89	0.55
1:B:402:LYS:O	1:B:404:ALA:N	2.38	0.55
1:A:205:LEU:O	1:A:205:LEU:HD12	2.06	0.55
1:B:450:LEU:HD22	1:B:465:GLY:HA2	1.87	0.55
1:B:101:VAL:HG12	1:B:111:LEU:HD12	1.88	0.55
1:A:308:VAL:HG22	1:A:313:LEU:HD12	1.87	0.55
1:B:358:PRO:HB2	1:B:360:LYS:CD	2.31	0.55
1:B:98:PRO:O	1:B:101:VAL:HG22	2.06	0.55
1:B:103:GLU:HG2	1:B:107:GLY:C	2.27	0.55
1:B:223:ASN:HA	1:B:358:PRO:CA	2.34	0.55
1:B:289:PHE:HB3	2:B:588:HOH:O	2.06	0.55
1:B:200:MET:SD	1:B:205:LEU:HD23	2.46	0.55
1:A:239:ASN:ND2	1:A:239:ASN:N	2.54	0.55
1:A:8:LEU:HD23	1:A:9:PRO:HD3	1.89	0.55
1:A:291:ILE:C	1:A:291:ILE:HD12	2.26	0.55
1:B:200:MET:SD	1:B:205:LEU:HD23	2.46	0.55
1:B:81:VAL:HA	1:B:130:PRO:HG2	1.88	0.55
1:A:244:CYS:HA	1:A:347:ILE:O	2.07	0.55
1:A:6:GLU:CG	1:A:7:ASN:N	2.70	0.55
1:B:301:LEU:HA	1:B:304:ILE:HD12	1.88	0.55
1:B:366:LEU:O	1:B:366:LEU:HD23	2.07	0.55
1:A:282:GLU:HB3	1:A:288:LYS:HD3	1.88	0.55
1:A:11:LEU:O	1:A:11:LEU:HD23	2.06	0.55
1:A:235:HIS:O	1:A:238:GLN:N	2.38	0.55
1:B:222:ASP:O	1:B:358:PRO:HA	2.06	0.55
1:B:77:LEU:HD11	1:B:230:LEU:HD11	1.89	0.55
1:A:81:VAL:HG12	1:A:215:TYR:O	2.07	0.55
1:B:72:GLU:O	1:B:76:LEU:HG	2.07	0.55
1:A:136:SER:HA	1:A:162:GLN:HG2	1.88	0.55
1:A:11:LEU:CD1	1:A:175:PRO:HD3	2.37	0.55
1:A:416:ILE:HB	1:A:419:LEU:CB	2.36	0.55
1:B:82:VAL:HG23	1:B:129:VAL:HG11	1.89	0.55
1:B:87:GLY:HA2	1:B:136:SER:N	2.21	0.55
1:B:137:PHE:HD1	1:B:184:LYS:HE3	1.71	0.55
1:A:134:MET:SD	1:A:195:VAL:HG23	2.47	0.55
1:A:83:LEU:O	1:A:218:VAL:HA	2.06	0.55
1:B:176:TRP:N	1:B:177:PRO:CD	2.70	0.55
1:B:181:LYS:O	1:B:186:GLY:HA3	2.06	0.55
1:B:58:VAL:O	1:B:349:VAL:CG2	2.54	0.55
1:A:123:ASN:HB2	2:A:552:HOH:O	2.05	0.55
1:A:280:VAL:HG12	1:A:284:LYS:HZ2	1.72	0.55

Continued on next page...

Continued from previous page...

Atom-1	Atom-2	Interatomic distance (Å)	Clash overlap (Å)
1:A:158:HIS:CD2	1:A:204:LYS:HE3	2.42	0.55
1:B:169:VAL:HG21	1:B:179:LYS:HD3	1.88	0.55
1:B:396:LEU:HA	1:B:424:VAL:O	2.07	0.55
1:A:168:VAL:HG13	1:A:174:VAL:C	2.27	0.55
1:B:149:LYS:HG3	1:B:150:TYR:CD2	2.42	0.55
1:A:188:TYR:CE1	1:A:331:GLN:HB3	2.42	0.55
1:A:81:VAL:CG1	1:A:216:VAL:HA	2.37	0.55
1:B:10:GLN:O	1:B:13:SER:HB3	2.06	0.55
1:A:258:GLY:O	1:A:292:PHE:HA	2.07	0.55
1:B:207:THR:O	1:B:210:SER:HB2	2.07	0.55
1:B:26:LYS:O	1:B:30:ILE:HG12	2.06	0.55
1:A:448:VAL:HG13	2:A:566:HOH:O	2.07	0.55
1:A:53:THR:H	1:A:56:ILE:HD12	1.72	0.55
1:A:74:LYS:HD3	1:A:78:ASP:OD1	2.07	0.55
1:B:64:THR:O	1:B:231:THR:HG23	2.07	0.55
1:B:243:TYR:OH	1:B:297:LEU:HD13	2.07	0.55
1:B:89:LEU:HD23	1:B:139:THR:HG23	1.89	0.55
1:B:268:GLN:HG3	1:B:341:ARG:HB3	1.88	0.55
1:A:117:GLN:HA	1:A:120:ASN:HD22	1.71	0.55
1:A:173:PHE:CE1	1:A:330:LEU:HD12	2.42	0.55
1:A:236:LEU:HA	1:A:241:ASN:HB2	1.89	0.55
1:A:67:SER:HB2	1:A:68:GLN:NE2	2.22	0.55
1:A:20:GLU:HG3	1:A:164:LYS:NZ	2.22	0.55
1:A:371:ASP:CG	1:A:417:VAL:HG23	2.27	0.55
1:A:263:TYR:CE2	1:A:264:GLU:HG3	2.42	0.55
1:A:305:LYS:O	1:A:309:GLU:HG3	2.07	0.55
1:A:365:LEU:O	1:A:369:GLN:HG3	2.07	0.55
1:B:105:ARG:NH2	1:B:370:SER:O	2.40	0.55
1:B:115:VAL:HG11	1:B:150:TYR:CD1	2.42	0.55
1:A:131:LEU:HD21	1:A:133:LEU:HD21	1.89	0.55
1:A:32:LEU:HD22	1:A:165:TYR:HE2	1.71	0.55
1:A:265:GLY:O	1:A:266:LYS:HE2	2.07	0.55
1:A:455:ARG:HH11	1:A:455:ARG:HB3	1.72	0.55
1:B:227:ILE:O	1:B:228:VAL:C	2.45	0.55
1:A:102:ILE:HG12	2:A:514:HOH:O	2.06	0.54
1:A:99:LYS:HE3	1:A:222:ASP:OD2	2.08	0.54
1:B:145:LYS:NZ	1:B:146:ILE:HG13	2.21	0.54
1:B:252:LEU:O	1:B:255:VAL:HG13	2.07	0.54
1:A:288:LYS:HG2	1:B:287:GLU:OE1	2.07	0.54
1:B:63:MET:O	1:B:65:PRO:HD3	2.06	0.54
1:A:169:VAL:CG1	1:A:172:GLU:HB2	2.36	0.54

Continued on next page...

Continued from previous page...

Atom-1	Atom-2	Interatomic distance (Å)	Clash overlap (Å)
1:B:434:ILE:HB	2:B:495:HOH:O	2.06	0.54
1:A:349:VAL:O	1:A:349:VAL:HG13	2.07	0.54
1:B:150:TYR:HE2	2:B:554:HOH:O	1.90	0.54
1:B:243:TYR:HB3	1:B:346:ALA:HB1	1.88	0.54
1:A:461:LYS:HZ3	1:A:468:ASP:HB3	1.69	0.54
1:B:143:THR:O	1:B:147:VAL:HG13	2.07	0.54
1:B:293:ASN:ND2	1:B:295:ASN:H	2.05	0.54
1:A:330:LEU:HD22	1:A:331:GLN:N	2.22	0.54
1:A:124:LYS:HE3	1:A:125:TYR:CZ	2.42	0.54
1:B:322:LYS:O	1:B:329:VAL:HG22	2.07	0.54
1:A:36:TYR:CE1	1:A:319:PRO:HG3	2.41	0.54
1:A:384:LYS:HA	1:A:384:LYS:HE3	1.89	0.54
1:B:122:ASN:HB3	1:B:127:CYS:O	2.08	0.54
1:A:235:HIS:CD2	2:A:574:HOH:O	2.60	0.54
1:B:48:LYS:HZ1	1:B:264:GLU:HG2	1.71	0.54
1:A:123:ASN:CG	2:A:551:HOH:O	2.45	0.54
1:A:445:LYS:HB2	1:A:448:VAL:HG21	1.89	0.54
1:A:241:ASN:ND2	1:A:347:ILE:HG23	2.21	0.54
1:B:92:THR:O	1:B:401:LYS:HE3	2.06	0.54
1:B:414:PRO:HG3	2:B:495:HOH:O	2.06	0.54
1:A:290:LYS:HB2	2:A:505:HOH:O	2.07	0.54
1:B:77:LEU:HD22	1:B:121:LEU:HD13	1.89	0.54
1:B:205:LEU:HD11	1:B:209:LEU:CD1	2.37	0.54
1:B:267:VAL:HG13	1:B:340:ILE:HG12	1.89	0.54
1:A:345:ASN:HD22	1:A:345:ASN:N	2.04	0.54
1:A:445:LYS:CD	2:A:588:HOH:O	2.56	0.54
1:A:104:VAL:O	1:A:369:GLN:HG3	2.07	0.54
1:B:137:PHE:HZ	1:B:187:TRP:O	1.90	0.54
1:A:118:ILE:HD13	1:A:131:LEU:HB2	1.88	0.54
1:A:370:SER:HB3	1:A:413:ILE:HG21	1.88	0.54
1:B:235:HIS:O	1:B:238:GLN:N	2.40	0.54
1:A:169:VAL:HG21	1:A:179:LYS:HD3	1.89	0.54
1:A:18:LEU:HD13	1:A:187:TRP:CH2	2.42	0.54
1:B:164:LYS:HE2	1:B:187:TRP:CG	2.43	0.54
1:B:294:THR:O	1:B:295:ASN:HB2	2.06	0.54
1:B:26:LYS:O	1:B:30:ILE:HG12	2.07	0.54
1:A:77:LEU:HD21	1:A:228:VAL:HG11	1.90	0.54
1:A:439:LYS:O	1:A:460:ASN:HA	2.08	0.54
1:B:110:PHE:CE1	1:B:222:ASP:HA	2.42	0.54
1:B:104:VAL:O	1:B:105:ARG:HB3	2.06	0.54
1:B:229:ASP:HB3	1:B:232:ILE:HD12	1.89	0.54

Continued on next page...

Continued from previous page...

Atom-1	Atom-2	Interatomic distance (Å)	Clash overlap (Å)
1:B:279:HIS:HA	2:B:649:HOH:O	2.06	0.54
1:B:399:GLU:HG2	1:B:426:GLY:C	2.28	0.54
1:A:83:LEU:HG	1:A:132:VAL:HG13	1.89	0.54
1:B:132:VAL:HG21	1:B:208:PHE:CE2	2.42	0.54
1:A:114:ILE:CG1	2:A:592:HOH:O	2.55	0.54
1:A:48:LYS:HZ1	1:A:264:GLU:HG2	1.72	0.54
1:A:84:LYS:HA	1:A:219:ALA:O	2.08	0.54
1:B:214:GLU:O	1:B:300:ASN:HA	2.08	0.54
1:B:330:LEU:HD23	1:B:331:GLN:H	1.70	0.54
1:A:205:LEU:HD13	1:A:301:LEU:HD22	1.89	0.54
1:A:74:LYS:HD2	1:A:125:TYR:O	2.08	0.54
1:A:367:LEU:HD21	1:A:392:PRO:HG2	1.88	0.54
1:B:248:THR:HG23	1:B:292:PHE:CE2	2.43	0.54
1:A:15:VAL:CB	1:A:30:ILE:HD11	2.38	0.54
1:B:247:VAL:HG22	1:B:349:VAL:O	2.08	0.54
1:A:242:GLU:HA	1:A:300:ASN:HB2	1.90	0.54
1:A:410:PHE:O	1:A:412:SER:N	2.41	0.54
1:A:438:GLY:HA3	1:A:460:ASN:ND2	2.23	0.54
1:B:386:ARG:HB2	1:B:417:VAL:CG2	2.25	0.54
1:A:255:VAL:HG23	1:A:256:LYS:N	2.22	0.54
1:A:420:ASP:OD2	1:A:438:GLY:HA2	2.08	0.54
1:A:440:VAL:HG13	1:A:461:LYS:O	2.07	0.54
1:A:240:LYS:O	1:A:345:ASN:HB2	2.07	0.54
1:A:131:LEU:HD21	1:A:133:LEU:HD21	1.89	0.54
1:A:142:ASP:HA	1:A:145:LYS:HE3	1.89	0.54
1:A:44:ILE:HD12	1:A:44:ILE:N	2.23	0.54
1:B:9:PRO:C	1:B:11:LEU:H	2.11	0.54
1:A:105:ARG:HH22	1:A:371:ASP:HA	1.72	0.54
1:A:58:VAL:O	1:A:349:VAL:HG23	2.08	0.54
1:A:8:LEU:HG	1:A:9:PRO:CD	2.33	0.54
1:A:267:VAL:HG11	1:A:346:ALA:O	2.07	0.54
1:B:60:TYR:HB2	1:B:351:VAL:HG12	1.89	0.54
1:A:56:ILE:HD11	2:A:585:HOH:O	2.07	0.54
1:B:8:LEU:HD12	2:B:697:HOH:O	2.07	0.54
1:A:200:MET:SD	1:A:205:LEU:HD23	2.47	0.54
1:A:250:LYS:CG	1:A:286:ILE:HG22	2.36	0.54
1:A:439:LYS:HD2	1:A:440:VAL:H	1.71	0.54
1:B:8:LEU:HD12	2:B:697:HOH:O	2.07	0.54
1:A:44:ILE:HD13	2:A:595:HOH:O	2.07	0.54
1:A:450:LEU:C	1:A:450:LEU:HD23	2.28	0.54
1:A:249:PRO:CA	1:A:291:ILE:HG22	2.31	0.54

Continued on next page...

Continued from previous page...

Atom-1	Atom-2	Interatomic distance (Å)	Clash overlap (Å)
1:A:35:ARG:HG3	1:A:314:LYS:HE2	1.89	0.54
1:B:434:ILE:HA	1:B:456:ALA:O	2.07	0.54
1:A:255:VAL:HG23	1:A:256:LYS:H	1.72	0.54
1:A:256:LYS:HG2	1:A:284:LYS:HZ3	1.73	0.54
1:B:79:LYS:HB3	1:B:214:GLU:HB2	1.89	0.54
1:A:411:LYS:HB2	1:A:431:GLY:O	2.06	0.54
1:A:82:VAL:HG13	1:A:217:PHE:HD2	1.72	0.54
1:B:327:VAL:O	1:B:329:VAL:HG13	2.07	0.54
1:B:92:THR:O	1:B:401:LYS:HE2	2.07	0.54
1:A:131:LEU:HD23	1:A:157:ILE:HG12	1.90	0.54
1:A:418:GLU:HB2	1:A:437:LYS:HG2	1.90	0.54
1:A:442:VAL:HG22	1:A:463:ILE:HB	1.90	0.54
1:B:100:SER:HB2	1:B:111:LEU:CG	2.32	0.54
1:B:392:PRO:HA	1:B:420:ASP:O	2.07	0.54
1:A:134:MET:HG3	1:A:160:PHE:CE1	2.43	0.54
1:A:83:LEU:HB3	1:A:218:VAL:HG22	1.89	0.54
1:A:136:SER:HB2	1:A:189:PRO:HG2	1.90	0.54
1:A:431:GLY:N	1:A:452:ILE:O	2.41	0.54
1:B:142:ASP:O	1:B:146:ILE:HG13	2.08	0.54
1:B:285:SER:OG	1:B:287:GLU:HB3	2.08	0.54
1:A:226:ALA:HB3	2:A:478:HOH:O	2.08	0.54
1:B:196:PHE:O	1:B:197:PRO:C	2.44	0.54
1:A:149:LYS:HE2	2:A:613:HOH:O	2.07	0.54
1:A:458:VAL:HG13	1:A:461:LYS:HB3	1.89	0.54
1:B:21:MET:O	1:B:26:LYS:HE3	2.07	0.54
1:A:386:ARG:NH1	1:A:419:LEU:O	2.40	0.54
1:A:355:ARG:HH11	1:A:355:ARG:CG	2.17	0.54
1:A:85:LEU:HD12	1:A:220:ASN:OD1	2.07	0.54
1:A:256:LYS:HE2	1:A:272:ILE:CD1	2.37	0.54
1:B:143:THR:O	1:B:147:VAL:HG13	2.08	0.54
1:B:8:LEU:HD12	2:B:696:HOH:O	2.06	0.54
1:A:8:LEU:H	1:A:9:PRO:HD2	1.73	0.54
1:A:261:ILE:O	1:A:267:VAL:HG23	2.07	0.53
1:B:270:LEU:HD23	1:B:283:PHE:CE1	2.43	0.53
1:B:137:PHE:CD2	1:B:164:LYS:HE3	2.43	0.53
1:A:437:LYS:O	1:A:459:GLU:HA	2.08	0.53
1:A:353:ARG:CB	2:A:580:HOH:O	2.51	0.53
1:B:317:ILE:HG12	2:B:623:HOH:O	2.07	0.53
1:B:105:ARG:CG	1:B:375:LEU:HD22	2.38	0.53
1:A:109:THR:H	1:A:112:ASP:HB2	1.73	0.53
1:A:379:PHE:HD1	2:A:597:HOH:O	1.90	0.53

Continued on next page...

Continued from previous page...

Atom-1	Atom-2	Interatomic distance (Å)	Clash overlap (Å)
1:A:60:TYR:HB2	1:A:351:VAL:HG12	1.89	0.53
1:A:69:ASP:OD2	1:A:71:ALA:HB3	2.09	0.53
1:A:461:LYS:HE3	1:A:463:ILE:HG12	1.90	0.53
1:A:134:MET:HG3	1:A:160:PHE:CE1	2.43	0.53
1:A:384:LYS:NZ	2:A:560:HOH:O	2.41	0.53
1:A:36:TYR:HE1	1:A:319:PRO:HG3	1.73	0.53
1:A:411:LYS:HD2	1:A:431:GLY:CA	2.39	0.53
1:B:382:ARG:HG3	1:B:382:ARG:HH11	1.73	0.53
1:A:355:ARG:HD3	2:A:547:HOH:O	2.08	0.53
1:B:280:VAL:CG1	1:B:284:LYS:HE3	2.38	0.53
1:A:68:GLN:H	1:A:68:GLN:CD	2.12	0.53
1:A:84:LYS:HG3	1:A:114:ILE:HD13	1.89	0.53
1:B:358:PRO:HB2	1:B:360:LYS:HD3	1.90	0.53
1:B:379:PHE:HB2	1:B:381:THR:CG2	2.38	0.53
1:B:33:VAL:HA	1:B:332:LEU:CD1	2.39	0.53
1:B:241:ASN:ND2	1:B:345:ASN:O	2.30	0.53
1:A:99:LYS:HG2	1:A:102:ILE:HD12	1.89	0.53
1:A:227:ILE:HG21	1:A:379:PHE:CE1	2.43	0.53
1:B:66:VAL:HG11	2:B:502:HOH:O	2.08	0.53
1:A:280:VAL:HG12	1:A:284:LYS:NZ	2.23	0.53
1:A:98:PRO:O	1:A:101:VAL:HG22	2.08	0.53
1:B:330:LEU:C	1:B:330:LEU:HD23	2.29	0.53
1:A:89:LEU:HB2	1:A:91:THR:HG23	1.90	0.53
1:B:317:ILE:CG2	1:B:332:LEU:HD22	2.39	0.53
1:A:83:LEU:HD12	1:A:199:LEU:HD13	1.90	0.53
1:B:372:LEU:O	1:B:383:ASN:HB2	2.09	0.53
1:A:108:LEU:HD12	1:A:375:LEU:HD21	1.90	0.53
1:B:140:HIS:O	1:B:143:THR:N	2.41	0.53
1:B:118:ILE:CG1	1:B:131:LEU:HD22	2.38	0.53
1:A:99:LYS:HE2	1:A:360:LYS:CD	2.37	0.53
1:A:105:ARG:HG3	1:A:369:GLN:HA	1.89	0.53
1:A:370:SER:CB	1:A:416:ILE:HG12	2.39	0.53
1:A:372:LEU:HA	1:A:417:VAL:HG22	1.89	0.53
1:B:419:LEU:HG	1:B:420:ASP:N	2.23	0.53
1:A:271:GLU:OE2	2:A:561:HOH:O	2.17	0.53
1:A:247:VAL:HG23	1:A:247:VAL:O	2.09	0.53
1:A:439:LYS:NZ	2:A:527:HOH:O	2.41	0.53
1:B:244:CYS:SG	1:B:347:ILE:HD11	2.48	0.53
1:B:9:PRO:HD2	2:B:697:HOH:O	2.09	0.53
1:A:109:THR:O	1:A:113:LEU:HG	2.09	0.53
1:A:15:VAL:O	1:A:18:LEU:HG	2.08	0.53

Continued on next page...

Continued from previous page...

Atom-1	Atom-2	Interatomic distance (Å)	Clash overlap (Å)
1:A:25:GLU:OE2	1:A:163:SER:HA	2.09	0.53
1:A:291:ILE:C	1:A:291:ILE:HD12	2.28	0.53
1:B:93:MET:CE	1:B:365:LEU:CD1	2.86	0.53
1:B:92:THR:HG23	1:B:401:LYS:HE3	1.90	0.53
1:A:431:GLY:N	1:A:434:ILE:HD11	2.24	0.53
1:A:384:LYS:HA	1:A:384:LYS:CE	2.38	0.53
1:A:322:LYS:HE3	2:A:630:HOH:O	2.09	0.53
1:B:171:ASP:OD1	1:B:172:GLU:N	2.35	0.53
1:B:229:ASP:HB2	1:B:355:ARG:NH1	2.23	0.53
1:A:411:LYS:HB2	1:A:431:GLY:C	2.28	0.53
1:B:32:LEU:HB3	2:B:683:HOH:O	2.07	0.53
1:A:318:ILE:HD12	1:A:318:ILE:N	2.24	0.53
1:A:382:ARG:NH2	1:A:386:ARG:HG2	2.23	0.53
1:A:12:LYS:HD2	1:A:30:ILE:HG21	1.91	0.53
1:B:383:ASN:HA	2:B:644:HOH:O	2.07	0.53
1:B:445:LYS:HB2	1:B:448:VAL:HG21	1.91	0.53
1:B:67:SER:N	1:B:72:GLU:OE2	2.41	0.53
1:A:81:VAL:CG1	1:A:301:LEU:HD11	2.38	0.53
1:B:271:GLU:HB3	2:B:504:HOH:O	2.09	0.53
1:B:150:TYR:HB2	2:B:653:HOH:O	2.09	0.53
1:B:227:ILE:HG12	1:B:228:VAL:N	2.23	0.53
1:A:358:PRO:CB	2:A:598:HOH:O	2.56	0.53
1:B:118:ILE:O	1:B:122:ASN:ND2	2.40	0.53
1:A:456:ALA:O	1:A:457:VAL:HG23	2.09	0.53
1:B:60:TYR:CD1	1:B:351:VAL:HG12	2.44	0.53
1:B:108:LEU:HD13	1:B:113:LEU:CD2	2.39	0.53
1:B:101:VAL:HG11	1:B:146:ILE:HD13	1.91	0.53
1:A:63:MET:SD	1:A:232:ILE:HA	2.49	0.53
1:B:98:PRO:O	1:B:101:VAL:HG22	2.09	0.53
1:B:233:LEU:HA	1:B:236:LEU:HG	1.90	0.53
1:B:317:ILE:HG12	2:B:623:HOH:O	2.07	0.53
1:B:337:GLY:HA3	2:B:474:HOH:O	2.09	0.53
1:B:268:GLN:CD	1:B:341:ARG:HD3	2.28	0.53
1:A:44:ILE:N	1:A:44:ILE:HD12	2.24	0.53
1:B:128:LYS:HB3	2:B:670:HOH:O	2.08	0.53
1:B:80:LEU:HD12	1:B:215:TYR:O	2.09	0.53
1:A:445:LYS:CG	2:A:588:HOH:O	2.56	0.53
1:A:419:LEU:HD11	1:A:422:LEU:HB2	1.89	0.53
1:B:162:GLN:HB2	1:B:194:ASP:OD2	2.09	0.53
1:A:236:LEU:HA	1:A:241:ASN:OD1	2.09	0.53
1:B:163:SER:HB3	1:B:165:TYR:CE1	2.44	0.53

Continued on next page...

Continued from previous page...

Atom-1	Atom-2	Interatomic distance (Å)	Clash overlap (Å)
1:B:177:PRO:O	1:B:179:LYS:N	2.42	0.53
1:A:171:ASP:OD1	1:A:172:GLU:N	2.33	0.53
1:B:113:LEU:O	1:B:117:GLN:HG3	2.09	0.53
1:B:232:ILE:O	1:B:236:LEU:HG	2.09	0.53
1:B:293:ASN:HD22	1:B:294:THR:N	2.05	0.53
1:B:436:LEU:HA	1:B:458:VAL:O	2.08	0.53
1:B:52:PRO:HD3	1:B:261:ILE:HA	1.90	0.53
1:A:243:TYR:CD1	1:A:340:ILE:HA	2.44	0.53
1:B:266:LYS:HD3	1:B:341:ARG:O	2.08	0.53
1:A:417:VAL:CG1	1:A:418:GLU:HG3	2.37	0.53
1:A:76:LEU:HD12	1:A:230:LEU:HD22	1.90	0.53
1:B:453:PRO:HG2	1:B:456:ALA:CB	2.24	0.53
1:B:29:PHE:HD1	1:B:165:TYR:CD2	2.26	0.53
1:A:395:GLU:O	1:A:396:LEU:HD23	2.07	0.53
1:A:93:MET:SD	1:A:99:LYS:HE2	2.49	0.53
1:B:275:VAL:CG1	1:B:279:HIS:HB2	2.38	0.53
1:A:358:PRO:HB2	1:A:360:LYS:HD3	1.91	0.53
1:B:450:LEU:CD2	1:B:465:GLY:HA2	2.39	0.53
1:B:11:LEU:HD13	1:B:33:VAL:HG11	1.90	0.53
1:A:250:LYS:HG2	1:A:286:ILE:CG2	2.36	0.53
1:A:402:LYS:HB3	1:A:405:THR:OG1	2.08	0.53
1:B:138:ASN:HD21	1:B:184:LYS:HD3	1.72	0.53
1:A:176:TRP:CH2	1:A:324:VAL:HB	2.43	0.53
1:B:21:MET:O	1:B:26:LYS:HE3	2.09	0.53
1:A:428:VAL:HA	1:A:450:LEU:O	2.08	0.53
1:B:244:CYS:HA	1:B:347:ILE:O	2.09	0.53
1:A:117:GLN:HE22	1:A:379:PHE:HD1	1.57	0.53
1:A:247:VAL:CB	1:A:291:ILE:HD13	2.37	0.52
1:A:255:VAL:HB	1:A:284:LYS:CB	2.39	0.52
1:A:422:LEU:HA	1:A:440:VAL:O	2.09	0.52
1:A:272:ILE:HG23	1:A:283:PHE:CE2	2.45	0.52
1:A:358:PRO:HB2	1:A:360:LYS:CD	2.39	0.52
1:B:243:TYR:O	1:B:347:ILE:HD13	2.08	0.52
1:B:247:VAL:HA	1:B:292:PHE:O	2.08	0.52
1:B:423:LYS:O	1:B:441:THR:HA	2.07	0.52
1:B:439:LYS:O	1:B:460:ASN:HA	2.10	0.52
1:A:84:LYS:HG3	1:A:114:ILE:HD13	1.90	0.52
1:B:110:PHE:O	1:B:114:ILE:HG13	2.09	0.52
1:B:50:GLN:O	1:B:261:ILE:HB	2.10	0.52
1:A:176:TRP:CD2	1:A:181:LYS:HG2	2.45	0.52
1:A:265:GLY:O	1:A:266:LYS:HE2	2.09	0.52

Continued on next page...

Continued from previous page...

Atom-1	Atom-2	Interatomic distance (Å)	Clash overlap (Å)
1:A:415:SER:HB2	1:A:435:VAL:HG13	1.90	0.52
1:A:209:LEU:CD2	1:A:305:LYS:HD2	2.39	0.52
1:B:422:LEU:HG	1:B:423:LYS:N	2.23	0.52
1:A:294:THR:O	1:A:295:ASN:HB2	2.10	0.52
1:A:271:GLU:OE2	1:A:272:ILE:HG12	2.10	0.52
1:B:81:VAL:HG22	1:B:130:PRO:HG2	1.89	0.52
1:A:174:VAL:CG2	1:A:179:LYS:HD2	2.39	0.52
1:B:329:VAL:C	1:B:330:LEU:HD23	2.30	0.52
1:A:429:TRP:HB2	1:A:451:GLU:HG2	1.91	0.52
1:A:438:GLY:HA3	1:A:460:ASN:ND2	2.24	0.52
1:B:255:VAL:N	2:B:659:HOH:O	2.42	0.52
1:B:359:VAL:HA	1:B:364:ASP:CB	2.40	0.52
1:B:250:LYS:N	1:B:290:LYS:O	2.42	0.52
1:A:15:VAL:O	1:A:26:LYS:HE2	2.10	0.52
1:A:110:PHE:O	1:A:114:ILE:HG13	2.09	0.52
1:A:105:ARG:HD2	1:A:368:VAL:O	2.10	0.52
1:B:113:LEU:CD2	1:B:375:LEU:HD21	2.39	0.52
1:B:56:ILE:HG21	1:B:262:SER:OG	2.09	0.52
1:B:461:LYS:HE3	1:B:463:ILE:HG12	1.91	0.52
1:B:52:PRO:HD3	1:B:261:ILE:HA	1.91	0.52
1:B:52:PRO:HA	2:B:611:HOH:O	2.09	0.52
1:A:243:TYR:HA	1:A:298:TRP:O	2.08	0.52
1:A:461:LYS:HE3	1:A:463:ILE:HG12	1.90	0.52
1:B:357:LEU:O	1:B:357:LEU:CD2	2.57	0.52
1:B:224:LEU:CD1	1:B:380:VAL:HG21	2.39	0.52
1:A:197:PRO:O	1:A:198:ALA:C	2.48	0.52
1:A:68:GLN:H	1:A:68:GLN:CD	2.12	0.52
1:B:242:GLU:HB2	1:B:343:PHE:HB3	1.91	0.52
1:A:411:LYS:HB2	1:A:431:GLY:O	2.09	0.52
1:A:123:ASN:HB2	2:A:551:HOH:O	2.09	0.52
1:B:287:GLU:OE2	2:B:578:HOH:O	2.19	0.52
1:B:347:ILE:HD13	1:B:347:ILE:N	2.25	0.52
1:B:250:LYS:HE2	1:B:292:PHE:HB3	1.92	0.52
1:B:83:LEU:HD23	1:B:83:LEU:C	2.29	0.52
1:A:271:GLU:HG3	2:A:561:HOH:O	2.08	0.52
1:A:365:LEU:O	1:A:368:VAL:HG22	2.09	0.52
1:B:98:PRO:HB2	1:B:101:VAL:HG13	1.92	0.52
1:B:149:LYS:HG3	1:B:150:TYR:CD2	2.45	0.52
1:B:419:LEU:HD21	1:B:422:LEU:CB	2.36	0.52
1:A:291:ILE:HD12	1:A:291:ILE:C	2.30	0.52
1:B:167:ARG:NH1	1:B:185:GLU:O	2.42	0.52

Continued on next page...

Continued from previous page...

Atom-1	Atom-2	Interatomic distance (Å)	Clash overlap (Å)
1:B:268:GLN:HG3	2:B:598:HOH:O	2.08	0.52
1:B:397:GLY:HA3	2:B:476:HOH:O	2.09	0.52
1:A:129:VAL:HG22	2:A:526:HOH:O	2.09	0.52
1:A:77:LEU:CG	1:A:230:LEU:HD11	2.39	0.52
1:A:429:TRP:NE1	1:A:449:LYS:HG3	2.25	0.52
1:A:68:GLN:NE2	1:A:69:ASP:H	2.08	0.52
1:B:355:ARG:HH21	1:B:355:ARG:HB2	1.74	0.52
1:B:224:LEU:HD13	1:B:380:VAL:CB	2.40	0.52
1:A:398:PRO:HD2	2:A:507:HOH:O	2.09	0.52
1:A:44:ILE:CD1	1:A:274:GLN:HE21	2.23	0.52
1:A:86:ASN:OD1	1:A:100:SER:HB3	2.09	0.52
1:A:124:LYS:NZ	2:A:642:HOH:O	2.42	0.52
1:A:176:TRP:C	1:A:178:SER:H	2.13	0.52
1:A:314:LYS:CD	2:A:564:HOH:O	2.57	0.52
1:A:411:LYS:HB3	1:A:432:SER:HB3	1.91	0.52
1:B:437:LYS:HB2	1:B:459:GLU:HG3	1.90	0.52
1:B:176:TRP:CD2	1:B:181:LYS:HG2	2.45	0.52
1:B:175:PRO:O	1:B:178:SER:HB2	2.10	0.52
1:A:244:CYS:HA	1:A:347:ILE:O	2.10	0.52
1:B:181:LYS:CE	1:B:185:GLU:HB2	2.39	0.52
1:A:220:ASN:HB3	2:A:626:HOH:O	2.10	0.52
1:A:196:PHE:HB3	1:A:304:ILE:HG23	1.90	0.52
1:A:267:VAL:HG13	1:A:340:ILE:HG12	1.91	0.52
1:B:433:SER:O	1:B:455:ARG:HA	2.09	0.52
1:A:439:LYS:HE3	1:A:462:ASN:OD1	2.09	0.52
1:A:60:TYR:HB2	1:A:350:ASN:O	2.10	0.52
1:B:18:LEU:HD13	1:B:187:TRP:CH2	2.44	0.52
1:A:25:GLU:OE2	1:A:163:SER:HA	2.10	0.52
1:A:319:PRO:O	1:A:331:GLN:O	2.28	0.52
1:B:438:GLY:HA3	1:B:460:ASN:OD1	2.10	0.52
1:B:135:ASN:HD21	1:B:159:THR:HB	1.75	0.52
1:B:355:ARG:HD2	2:B:635:HOH:O	2.08	0.52
1:B:243:TYR:HB3	1:B:346:ALA:CB	2.39	0.52
1:B:48:LYS:NZ	1:B:48:LYS:HB3	2.25	0.52
1:A:29:PHE:O	1:A:33:VAL:HG23	2.10	0.52
1:A:200:MET:SD	1:A:205:LEU:HD23	2.50	0.52
1:A:372:LEU:HD21	1:A:391:ASN:OD1	2.10	0.52
1:A:288:LYS:HG2	1:B:287:GLU:OE1	2.10	0.52
1:B:345:ASN:O	1:B:347:ILE:HG23	2.10	0.52
1:B:422:LEU:HD22	1:B:436:LEU:CD1	2.40	0.52
1:B:155:VAL:O	1:B:157:ILE:HG13	2.09	0.52

Continued on next page...

Continued from previous page...

Atom-1	Atom-2	Interatomic distance (Å)	Clash overlap (Å)
1:A:419:LEU:HD21	1:A:422:LEU:HB2	1.92	0.52
1:A:94:GLY:HA3	1:A:402:LYS:HG2	1.92	0.52
1:B:99:LYS:HG2	1:B:99:LYS:O	2.10	0.52
1:B:341:ARG:HA	2:B:568:HOH:O	2.10	0.52
1:A:319:PRO:CB	1:A:330:LEU:HD22	2.32	0.52
1:A:317:ILE:HD13	1:A:334:THR:HG22	1.91	0.52
1:A:444:ALA:HB2	1:A:450:LEU:HB3	1.92	0.52
1:B:175:PRO:O	1:B:178:SER:HB2	2.10	0.52
1:A:255:VAL:HG23	1:A:284:LYS:HD2	1.92	0.52
1:A:259:THR:HG22	1:A:270:LEU:HB3	1.92	0.52
1:A:313:LEU:HB3	1:A:315:MET:SD	2.50	0.52
1:B:203:GLY:HA2	2:B:489:HOH:O	2.09	0.52
1:A:111:LEU:HD23	1:A:146:ILE:HG21	1.91	0.52
1:B:83:LEU:HD23	1:B:84:LYS:N	2.24	0.52
1:A:10:GLN:HB3	2:A:495:HOH:O	2.08	0.51
1:A:320:ASN:HB2	1:A:331:GLN:O	2.10	0.51
1:B:280:VAL:CG1	1:B:284:LYS:HE3	2.40	0.51
1:B:93:MET:O	1:B:403:VAL:HG23	2.10	0.51
1:B:44:ILE:HG22	1:B:276:PRO:HD3	1.92	0.51
1:A:57:VAL:HA	1:A:348:GLY:O	2.09	0.51
1:A:76:LEU:CD2	1:A:237:ILE:HD12	2.40	0.51
1:B:268:GLN:HA	2:B:472:HOH:O	2.10	0.51
1:B:243:TYR:OH	1:B:337:GLY:HA2	2.10	0.51
1:B:452:ILE:HD13	1:B:452:ILE:N	2.24	0.51
1:A:242:GLU:HG3	1:A:344:ASP:HB2	1.91	0.51
1:B:347:ILE:N	1:B:347:ILE:HD13	2.25	0.51
1:A:36:TYR:CE1	1:A:319:PRO:HG3	2.45	0.51
1:A:167:ARG:CG	1:A:188:TYR:HB3	2.41	0.51
1:A:188:TYR:CD1	1:A:331:GLN:HB3	2.45	0.51
1:A:13:SER:HA	1:A:16:ASP:HB2	1.91	0.51
1:A:77:LEU:CG	1:A:230:LEU:HD11	2.38	0.51
1:B:203:GLY:HA2	2:B:489:HOH:O	2.10	0.51
1:B:301:LEU:O	1:B:302:LYS:C	2.47	0.51
1:B:382:ARG:HH11	1:B:382:ARG:HG3	1.76	0.51
1:A:318:ILE:HB	1:A:333:GLU:O	2.10	0.51
1:B:232:ILE:O	1:B:236:LEU:HG	2.11	0.51
1:B:427:ASP:H	1:B:444:ALA:HB3	1.75	0.51
1:A:322:LYS:NZ	2:A:631:HOH:O	2.43	0.51
1:B:422:LEU:HG	1:B:424:VAL:HG23	1.91	0.51
1:A:274:GLN:CD	1:A:316:GLU:HG2	2.30	0.51
1:B:283:PHE:HA	1:B:289:PHE:CE2	2.45	0.51

Continued on next page...

Continued from previous page...

Atom-1	Atom-2	Interatomic distance (Å)	Clash overlap (Å)
1:B:259:THR:HG21	1:B:289:PHE:HB3	1.92	0.51
1:B:81:VAL:HG13	1:B:130:PRO:O	2.09	0.51
1:A:445:LYS:HD2	2:A:588:HOH:O	2.10	0.51
1:A:8:LEU:HG	1:A:9:PRO:HD3	1.91	0.51
1:B:308:VAL:HG22	1:B:313:LEU:CD1	2.40	0.51
1:B:144:HIS:HA	1:B:147:VAL:CG2	2.40	0.51
1:B:107:GLY:HA2	2:B:481:HOH:O	2.09	0.51
1:A:285:SER:HB3	1:A:288:LYS:HB2	1.90	0.51
1:A:294:THR:OG1	1:A:296:ASN:HB2	2.10	0.51
1:B:312:ALA:O	1:B:314:LYS:HG3	2.10	0.51
1:A:303:ALA:O	1:A:304:ILE:C	2.49	0.51
1:A:332:LEU:HD12	1:A:332:LEU:H	1.75	0.51
1:A:101:VAL:CG1	1:A:146:ILE:HG21	2.41	0.51
1:B:164:LYS:HE2	1:B:187:TRP:CD2	2.45	0.51
1:B:213:LYS:NZ	2:B:480:HOH:O	2.38	0.51
1:A:77:LEU:CD2	1:A:230:LEU:HD21	2.40	0.51
1:A:468:ASP:O	1:A:469:LEU:O	2.29	0.51
1:B:82:VAL:O	1:B:217:PHE:O	2.28	0.51
1:B:263:TYR:CE2	1:B:264:GLU:HG3	2.45	0.51
1:B:301:LEU:HD23	1:B:304:ILE:HD12	1.90	0.51
1:A:116:ILE:CG2	1:A:378:GLY:HA3	2.40	0.51
1:A:200:MET:HG2	1:A:205:LEU:CD2	2.32	0.51
1:A:244:CYS:SG	1:A:244:CYS:O	2.68	0.51
1:B:246:GLU:CB	1:B:296:ASN:HB2	2.36	0.51
1:A:365:LEU:O	1:A:369:GLN:N	2.42	0.51
1:A:224:LEU:HD13	1:A:380:VAL:HG21	1.91	0.51
1:A:269:LEU:HD22	1:A:337:GLY:C	2.31	0.51
1:B:243:TYR:OH	1:B:337:GLY:HA2	2.10	0.51
1:B:439:LYS:O	1:B:460:ASN:HA	2.10	0.51
1:A:101:VAL:HG12	1:A:146:ILE:HG21	1.92	0.51
1:A:261:ILE:CD1	1:A:261:ILE:C	2.79	0.51
1:B:164:LYS:HE2	1:B:187:TRP:CG	2.45	0.51
1:A:169:VAL:HG12	1:A:171:ASP:OD1	2.10	0.51
1:A:267:VAL:CG1	1:A:340:ILE:HG12	2.41	0.51
1:B:258:GLY:HA3	1:B:271:GLU:CD	2.30	0.51
1:A:53:THR:N	1:A:56:ILE:HD12	2.25	0.51
1:B:57:VAL:HG21	1:B:291:ILE:CD1	2.41	0.51
1:A:222:ASP:O	1:A:358:PRO:HA	2.10	0.51
1:B:317:ILE:HD11	2:B:532:HOH:O	2.09	0.51
1:B:434:ILE:HG12	1:B:456:ALA:HB3	1.92	0.51
1:B:131:LEU:HD12	1:B:132:VAL:H	1.75	0.51

Continued on next page...

Continued from previous page...

Atom-1	Atom-2	Interatomic distance (Å)	Clash overlap (Å)
1:B:244:CYS:HB2	1:B:347:ILE:HD11	1.92	0.51
1:A:15:VAL:CG2	1:A:30:ILE:HD11	2.38	0.51
1:A:455:ARG:HH11	1:A:455:ARG:CB	2.21	0.51
1:B:317:ILE:HG21	1:B:332:LEU:HD22	1.93	0.51
1:A:317:ILE:O	1:A:319:PRO:HD3	2.10	0.51
1:A:95:CYS:SG	1:A:403:VAL:HB	2.50	0.51
1:B:260:LEU:HD23	1:B:269:LEU:HA	1.91	0.51
1:B:57:VAL:HA	1:B:348:GLY:O	2.10	0.51
1:B:448:VAL:HG11	2:B:565:HOH:O	2.11	0.51
1:A:124:LYS:HE3	1:A:125:TYR:OH	2.10	0.51
1:A:99:LYS:CD	1:A:102:ILE:HD12	2.41	0.51
1:B:81:VAL:HG13	1:B:130:PRO:HG2	1.92	0.51
1:A:281:ASN:HA	1:A:284:LYS:HZ3	1.75	0.51
1:A:431:GLY:N	1:A:452:ILE:O	2.44	0.51
1:B:208:PHE:O	1:B:213:LYS:N	2.30	0.51
1:B:187:TRP:O	1:B:188:TYR:HB3	2.09	0.51
1:B:137:PHE:CD2	1:B:164:LYS:HE3	2.45	0.51
1:B:96:THR:CG2	1:B:97:GLY:N	2.73	0.51
1:A:149:LYS:HE2	2:A:614:HOH:O	2.10	0.51
1:A:247:VAL:O	1:A:351:VAL:HG22	2.11	0.51
1:B:135:ASN:HB3	1:B:139:THR:OG1	2.10	0.51
1:B:175:PRO:C	1:B:177:PRO:HD2	2.31	0.51
1:B:105:ARG:NH2	1:B:373:TYR:O	2.44	0.51
1:B:461:LYS:HG3	2:B:625:HOH:O	2.10	0.51
1:A:319:PRO:O	1:A:331:GLN:O	2.29	0.51
1:A:371:ASP:CG	1:A:417:VAL:HB	2.31	0.51
1:B:236:LEU:O	1:B:241:ASN:N	2.43	0.51
1:B:254:ASP:O	1:B:256:LYS:N	2.43	0.51
1:A:11:LEU:HD23	1:A:11:LEU:O	2.11	0.51
1:B:281:ASN:HB2	2:B:649:HOH:O	2.10	0.51
1:B:136:SER:O	1:B:140:HIS:HB2	2.10	0.51
1:B:268:GLN:CD	2:B:599:HOH:O	2.48	0.51
1:A:214:GLU:O	1:A:300:ASN:HA	2.11	0.51
1:A:372:LEU:HD23	1:A:373:TYR:HE2	1.75	0.51
1:A:392:PRO:HB3	1:A:419:LEU:HD23	1.92	0.51
1:A:6:GLU:CG	1:A:7:ASN:H	2.15	0.51
1:B:236:LEU:CD1	1:B:244:CYS:SG	2.99	0.51
1:A:110:PHE:O	1:A:114:ILE:HG13	2.10	0.51
1:A:134:MET:SD	1:A:195:VAL:HA	2.51	0.51
1:B:21:MET:HG2	2:B:571:HOH:O	2.11	0.51
1:A:171:ASP:OD1	2:A:569:HOH:O	2.19	0.51

Continued on next page...

Continued from previous page...

Atom-1	Atom-2	Interatomic distance (Å)	Clash overlap (Å)
1:A:433:SER:O	1:A:455:ARG:HA	2.11	0.51
1:A:52:PRO:HG3	2:A:505:HOH:O	2.11	0.51
1:B:423:LYS:HB3	1:B:441:THR:HG22	1.91	0.51
1:B:48:LYS:NZ	1:B:263:TYR:CZ	2.78	0.51
1:A:271:GLU:HG3	2:A:561:HOH:O	2.11	0.51
1:B:115:VAL:HG11	1:B:150:TYR:CD1	2.46	0.51
1:A:44:ILE:HD12	1:A:44:ILE:N	2.26	0.51
1:B:56:ILE:CG2	1:B:267:VAL:HB	2.41	0.51
1:A:190:PRO:HG2	1:A:194:ASP:HB2	1.92	0.51
1:A:435:VAL:HB	1:A:457:VAL:CG2	2.41	0.51
1:B:136:SER:HA	1:B:161:ASN:OD1	2.09	0.51
1:B:150:TYR:CD2	2:B:653:HOH:O	2.50	0.51
1:B:64:THR:HB	1:B:234:LYS:HE2	1.93	0.51
1:A:230:LEU:HG	2:A:636:HOH:O	2.11	0.51
1:A:81:VAL:HG13	1:A:216:VAL:HA	1.92	0.51
1:A:119:GLU:OE2	1:A:153:SER:HB3	2.11	0.51
1:A:395:GLU:O	1:A:396:LEU:HD23	2.11	0.51
1:B:119:GLU:HB2	1:B:155:VAL:HB	1.92	0.51
1:B:317:ILE:O	1:B:319:PRO:HD3	2.10	0.51
1:A:367:LEU:HG	1:A:394:ILE:HD12	1.91	0.51
1:B:188:TYR:HD1	1:B:189:PRO:O	1.94	0.51
1:B:223:ASN:HA	1:B:358:PRO:HA	1.93	0.51
1:B:44:ILE:HD13	2:B:634:HOH:O	2.11	0.51
1:A:89:LEU:C	1:A:91:THR:H	2.14	0.51
1:B:206:ASP:HA	1:B:209:LEU:HB2	1.93	0.51
1:B:121:LEU:C	1:B:121:LEU:CD2	2.79	0.51
1:A:432:SER:O	1:A:454:ASP:HA	2.11	0.51
1:B:362:SER:OG	2:B:500:HOH:O	2.19	0.51
1:B:419:LEU:HD12	1:B:438:GLY:O	2.11	0.51
1:B:448:VAL:CG1	1:B:450:LEU:HD13	2.41	0.51
1:A:132:VAL:HG23	1:A:158:HIS:HB2	1.92	0.51
1:A:165:TYR:OH	2:A:501:HOH:O	2.20	0.51
1:A:200:MET:SD	1:A:200:MET:O	2.69	0.51
1:A:439:LYS:C	1:A:439:LYS:HD2	2.31	0.51
1:B:165:TYR:OH	2:B:513:HOH:O	2.18	0.51
1:B:243:TYR:HH	1:B:336:ALA:C	2.14	0.51
1:B:304:ILE:HG12	1:B:343:PHE:HE1	1.76	0.51
1:A:35:ARG:CZ	2:A:648:HOH:O	2.59	0.51
1:B:412:SER:O	1:B:413:ILE:C	2.48	0.51
1:B:339:ALA:O	1:B:343:PHE:CD2	2.64	0.51
1:A:271:GLU:HG3	2:A:560:HOH:O	2.11	0.51

Continued on next page...

Continued from previous page...

Atom-1	Atom-2	Interatomic distance (Å)	Clash overlap (Å)
1:B:366:LEU:HD13	1:B:394:ILE:HD13	1.93	0.51
1:B:394:ILE:HG12	1:B:422:LEU:HB3	1.93	0.51
1:B:435:VAL:O	1:B:436:LEU:HD23	2.11	0.51
1:B:368:VAL:CG1	1:B:368:VAL:O	2.59	0.51
1:A:455:ARG:HH11	1:A:455:ARG:CB	2.22	0.51
1:B:84:LYS:HA	1:B:219:ALA:O	2.11	0.51
1:A:243:TYR:C	1:A:243:TYR:HD2	2.15	0.51
1:B:142:ASP:O	1:B:146:ILE:HG13	2.11	0.51
1:A:213:LYS:NZ	2:A:526:HOH:O	2.31	0.51
1:B:263:TYR:O	1:B:265:GLY:N	2.43	0.51
1:A:11:LEU:CD1	1:A:33:VAL:HG11	2.36	0.51
1:B:160:PHE:HB2	1:B:202:SER:HB3	1.93	0.51
1:B:320:ASN:N	1:B:321:PRO:HD3	2.26	0.51
1:A:272:ILE:HG23	1:A:283:PHE:CD2	2.46	0.50
1:A:294:THR:OG1	1:A:296:ASN:HB2	2.11	0.50
1:A:439:LYS:HD2	1:A:439:LYS:C	2.31	0.50
1:A:382:ARG:NH2	1:A:391:ASN:OD1	2.43	0.50
1:A:291:ILE:HG21	1:A:350:ASN:ND2	2.25	0.50
1:B:129:VAL:HA	2:B:480:HOH:O	2.12	0.50
1:B:234:LYS:HG2	2:B:479:HOH:O	2.11	0.50
1:A:224:LEU:HD12	1:A:368:VAL:HG11	1.93	0.50
1:B:402:LYS:O	1:B:403:VAL:C	2.50	0.50
1:A:330:LEU:HD23	1:A:330:LEU:C	2.31	0.50
1:B:138:ASN:ND2	1:B:184:LYS:HD3	2.26	0.50
1:A:113:LEU:HD21	1:A:375:LEU:HD11	1.92	0.50
1:A:278:GLU:H	1:A:278:GLU:CD	2.15	0.50
1:A:355:ARG:NH1	1:A:355:ARG:CG	2.67	0.50
1:A:382:ARG:HH22	1:A:386:ARG:HG2	1.76	0.50
1:B:236:LEU:HD21	1:B:244:CYS:HB2	1.92	0.50
1:A:189:PRO:HD3	2:A:609:HOH:O	2.11	0.50
1:A:226:ALA:HB3	2:A:478:HOH:O	2.12	0.50
1:A:229:ASP:OD2	1:A:232:ILE:HG13	2.11	0.50
1:A:104:VAL:HG23	1:A:368:VAL:HG21	1.93	0.50
1:A:411:LYS:CB	1:A:432:SER:HB3	2.40	0.50
1:A:438:GLY:HA3	1:A:460:ASN:CG	2.31	0.50
1:A:61:GLU:CD	1:A:61:GLU:H	2.14	0.50
1:B:73:THR:HG23	1:B:230:LEU:CD1	2.41	0.50
1:B:98:PRO:HD2	1:B:101:VAL:CG2	2.41	0.50
1:A:12:LYS:HG2	1:A:16:ASP:OD2	2.11	0.50
1:A:169:VAL:HG12	1:A:171:ASP:CG	2.32	0.50
1:A:255:VAL:HG12	1:A:286:ILE:HG23	1.92	0.50

Continued on next page...

Continued from previous page...

Atom-1	Atom-2	Interatomic distance (Å)	Clash overlap (Å)
1:A:243:TYR:HD2	1:A:244:CYS:N	2.09	0.50
1:B:35:ARG:HH21	1:B:314:LYS:NZ	2.09	0.50
1:B:243:TYR:OH	1:B:337:GLY:HA2	2.11	0.50
1:B:195:VAL:HG13	1:B:196:PHE:N	2.26	0.50
1:B:366:LEU:HD23	1:B:413:ILE:HG23	1.93	0.50
1:B:84:LYS:HG3	1:B:114:ILE:HG21	1.93	0.50
1:B:182:THR:HG22	1:B:182:THR:O	2.11	0.50
1:A:432:SER:HA	2:A:503:HOH:O	2.10	0.50
1:A:99:LYS:HD2	1:A:102:ILE:HD12	1.92	0.50
1:A:361:ALA:HB1	2:A:500:HOH:O	2.11	0.50
1:B:242:GLU:CD	1:B:344:ASP:HB2	2.30	0.50
1:A:349:VAL:HG13	1:A:349:VAL:O	2.11	0.50
1:A:440:VAL:HG22	1:A:458:VAL:HG12	1.93	0.50
1:A:107:GLY:HA2	2:A:516:HOH:O	2.10	0.50
1:A:105:ARG:CG	1:A:369:GLN:HA	2.40	0.50
1:B:100:SER:HA	1:B:110:PHE:CD2	2.47	0.50
1:B:11:LEU:CD2	1:B:15:VAL:HG23	2.41	0.50
1:B:357:LEU:N	1:B:358:PRO:CD	2.74	0.50
1:A:255:VAL:HB	1:A:284:LYS:HB3	1.93	0.50
1:B:59:PRO:HB2	1:B:62:LYS:HG2	1.93	0.50
1:B:319:PRO:O	1:B:320:ASN:C	2.50	0.50
1:B:444:ALA:HB2	1:B:450:LEU:HB2	1.92	0.50
1:A:174:VAL:HG21	1:A:179:LYS:HD2	1.93	0.50
1:A:8:LEU:CD2	1:A:9:PRO:HD3	2.41	0.50
1:A:432:SER:HA	2:A:503:HOH:O	2.11	0.50
1:A:432:SER:O	1:A:434:ILE:N	2.44	0.50
1:B:104:VAL:HG22	1:B:110:PHE:CZ	2.46	0.50
1:B:11:LEU:O	1:B:11:LEU:HD23	2.12	0.50
1:B:162:GLN:CD	1:B:189:PRO:HB2	2.31	0.50
1:A:44:ILE:HD11	1:A:274:GLN:HE21	1.76	0.50
1:A:114:ILE:HG13	2:A:592:HOH:O	2.12	0.50
1:A:444:ALA:HB2	1:A:450:LEU:HD12	1.94	0.50
1:B:14:ALA:HB3	1:B:175:PRO:HG2	1.94	0.50
1:B:322:LYS:HG3	1:B:323:GLU:N	2.27	0.50
1:B:84:LYS:HA	1:B:219:ALA:O	2.11	0.50
1:B:355:ARG:NH2	2:B:636:HOH:O	2.45	0.50
1:A:220:ASN:HB3	2:A:625:HOH:O	2.11	0.50
1:B:272:ILE:HB	1:B:283:PHE:CE2	2.47	0.50
1:B:197:PRO:HA	1:B:308:VAL:HG11	1.93	0.50
1:A:80:LEU:HD11	1:A:217:PHE:CB	2.41	0.50
1:A:44:ILE:HD13	1:A:274:GLN:HG2	1.92	0.50

Continued on next page...

Continued from previous page...

Atom-1	Atom-2	Interatomic distance (Å)	Clash overlap (Å)
1:A:205:LEU:CD1	1:A:301:LEU:HB3	2.42	0.50
1:A:307:LEU:HD11	1:A:342:PHE:O	2.12	0.50
1:A:382:ARG:O	2:A:590:HOH:O	2.18	0.50
1:A:399:GLU:HB3	1:A:409:ARG:CZ	2.42	0.50
1:B:53:THR:C	1:B:55:GLU:H	2.15	0.50
1:B:259:THR:HG21	1:B:289:PHE:CD1	2.46	0.50
1:A:256:LYS:HG2	1:A:284:LYS:NZ	2.26	0.50
1:A:86:ASN:C	1:A:88:GLY:H	2.15	0.50
1:A:79:LYS:HD2	1:A:237:ILE:CD1	2.40	0.50
1:A:272:ILE:HG23	1:A:283:PHE:CE2	2.46	0.50
1:B:145:LYS:HZ2	1:B:146:ILE:HG13	1.75	0.50
1:B:21:MET:O	1:B:26:LYS:HE3	2.11	0.50
1:B:315:MET:HG2	1:B:338:ALA:HB3	1.94	0.50
1:A:111:LEU:HD11	1:A:133:LEU:HD11	1.94	0.50
1:A:382:ARG:CZ	1:A:386:ARG:HG2	2.41	0.50
1:A:244:CYS:HA	1:A:347:ILE:O	2.10	0.50
1:A:318:ILE:HB	1:A:333:GLU:HG3	1.94	0.50
1:A:459:GLU:O	1:A:460:ASN:C	2.49	0.50
1:B:261:ILE:HD13	1:B:270:LEU:HB2	1.93	0.50
1:B:70:VAL:HG12	1:B:70:VAL:O	2.11	0.50
1:B:425:SER:HA	2:B:476:HOH:O	2.10	0.50
1:A:245:MET:HE1	1:A:269:LEU:HD13	1.93	0.50
1:B:105:ARG:O	1:B:106:ASP:HB2	2.11	0.50
1:B:286:ILE:HG12	2:B:656:HOH:O	2.11	0.50
1:A:247:VAL:HA	1:A:292:PHE:O	2.12	0.50
1:A:384:LYS:C	1:A:386:ARG:H	2.14	0.50
1:A:443:ALA:HB3	1:A:464:ASN:ND2	2.27	0.50
1:B:105:ARG:HG3	1:B:106:ASP:N	2.27	0.50
1:B:382:ARG:HG3	1:B:382:ARG:HH11	1.77	0.50
1:B:105:ARG:HG3	1:B:375:LEU:HD22	1.93	0.50
1:B:167:ARG:HD2	1:B:187:TRP:O	2.12	0.50
1:B:246:GLU:HA	1:B:349:VAL:HG13	1.93	0.50
1:A:427:ASP:O	1:A:449:LYS:HA	2.12	0.50
1:A:61:GLU:CD	1:A:61:GLU:H	2.14	0.50
1:A:434:ILE:HD13	1:A:452:ILE:HG22	1.94	0.50
1:B:410:PHE:O	1:B:411:LYS:C	2.49	0.50
1:B:153:SER:CB	1:B:155:VAL:HG12	2.40	0.50
1:A:299:VAL:HB	1:A:304:ILE:HD11	1.94	0.50
1:B:263:TYR:O	2:B:597:HOH:O	2.20	0.50
1:A:6:GLU:N	2:A:612:HOH:O	2.45	0.50
1:B:176:TRP:CD2	1:B:181:LYS:HG2	2.46	0.50

Continued on next page...

Continued from previous page...

Atom-1	Atom-2	Interatomic distance (Å)	Clash overlap (Å)
1:B:247:VAL:HA	1:B:293:ASN:HA	1.94	0.50
1:A:109:THR:N	1:A:112:ASP:HB2	2.27	0.50
1:A:384:LYS:HA	1:A:384:LYS:HE3	1.93	0.50
1:B:399:GLU:HB3	1:B:409:ARG:NE	2.27	0.50
1:B:395:GLU:O	1:B:423:LYS:HA	2.12	0.50
1:B:270:LEU:HG	1:B:283:PHE:HE1	1.77	0.50
1:A:365:LEU:O	1:A:369:GLN:HB2	2.11	0.50
1:B:427:ASP:HB3	1:B:449:LYS:HA	1.94	0.50
1:A:285:SER:C	1:A:287:GLU:H	2.14	0.50
1:B:249:PRO:CD	1:B:351:VAL:O	2.59	0.50
1:B:222:ASP:OD1	1:B:360:LYS:HE3	2.12	0.50
1:B:83:LEU:HD12	1:B:132:VAL:O	2.11	0.50
1:B:148:GLU:HA	1:B:151:THR:HG23	1.92	0.50
1:B:305:LYS:O	1:B:309:GLU:HB2	2.12	0.50
1:A:167:ARG:HB3	1:A:329:VAL:HB	1.93	0.50
1:B:152:ASN:HD22	1:B:152:ASN:N	2.09	0.50
1:A:241:ASN:ND2	1:A:347:ILE:CG2	2.75	0.50
1:B:145:LYS:O	1:B:148:GLU:HB2	2.12	0.50
1:B:332:LEU:HD12	2:B:683:HOH:O	2.11	0.50
1:B:103:GLU:CD	1:B:107:GLY:HA2	2.32	0.50
1:B:32:LEU:HD11	1:B:317:ILE:HD12	1.94	0.50
1:B:79:LYS:HD3	1:B:214:GLU:CD	2.31	0.50
1:B:150:TYR:C	1:B:152:ASN:H	2.15	0.50
1:B:267:VAL:HG11	1:B:346:ALA:HB3	1.94	0.50
1:B:153:SER:O	1:B:155:VAL:N	2.45	0.50
1:B:317:ILE:HD11	2:B:532:HOH:O	2.12	0.50
1:A:111:LEU:O	1:A:115:VAL:HG23	2.12	0.50
1:A:340:ILE:O	1:A:340:ILE:HG12	2.12	0.50
1:A:57:VAL:HA	1:A:348:GLY:O	2.12	0.50
1:B:392:PRO:HB3	1:B:419:LEU:O	2.11	0.50
1:A:8:LEU:CD2	1:A:9:PRO:HD3	2.42	0.49
1:B:300:ASN:O	1:B:304:ILE:HG13	2.11	0.49
1:B:459:GLU:O	1:B:460:ASN:C	2.50	0.49
1:A:244:CYS:SG	1:A:347:ILE:HG13	2.52	0.49
1:A:247:VAL:HA	1:A:292:PHE:O	2.11	0.49
1:A:255:VAL:O	1:A:284:LYS:HA	2.12	0.49
1:B:244:CYS:HB3	1:B:347:ILE:HG13	1.94	0.49
1:B:111:LEU:O	1:B:115:VAL:HG23	2.12	0.49
1:B:239:ASN:O	1:B:240:LYS:HB2	2.11	0.49
1:B:176:TRP:HB3	1:B:177:PRO:HD3	1.94	0.49
1:A:121:LEU:HD11	1:A:228:VAL:HB	1.94	0.49

Continued on next page...

Continued from previous page...

Atom-1	Atom-2	Interatomic distance (Å)	Clash overlap (Å)
1:A:243:TYR:O	1:A:346:ALA:HA	2.11	0.49
1:A:77:LEU:CD2	1:A:228:VAL:HG11	2.41	0.49
1:A:287:GLU:OE2	1:A:287:GLU:HA	2.12	0.49
1:B:143:THR:HA	1:B:146:ILE:HD12	1.94	0.49
1:B:215:TYR:HA	1:B:299:VAL:O	2.11	0.49
1:A:197:PRO:O	1:A:201:ASN:HB2	2.12	0.49
1:A:370:SER:C	1:A:372:LEU:N	2.62	0.49
1:B:73:THR:HG21	1:B:125:TYR:CZ	2.47	0.49
1:B:398:PRO:HD2	2:B:484:HOH:O	2.11	0.49
1:A:44:ILE:HG22	1:A:49:ILE:HD11	1.93	0.49
1:B:176:TRP:N	1:B:177:PRO:HD2	2.27	0.49
1:A:86:ASN:O	1:A:135:ASN:HA	2.11	0.49
1:A:171:ASP:CG	1:A:172:GLU:H	2.15	0.49
1:B:194:ASP:OD1	1:B:197:PRO:HG2	2.12	0.49
1:B:286:ILE:O	1:B:290:LYS:HG2	2.12	0.49
1:B:375:LEU:N	1:B:375:LEU:HD12	2.27	0.49
1:A:92:THR:O	1:A:401:LYS:NZ	2.42	0.49
1:B:246:GLU:HG2	1:B:349:VAL:CG1	2.43	0.49
1:B:56:ILE:HG12	2:B:611:HOH:O	2.13	0.49
1:B:36:TYR:O	1:B:37:LEU:HD23	2.12	0.49
1:B:351:VAL:HB	1:B:352:PRO:HD2	1.93	0.49
1:A:8:LEU:CD2	1:A:9:PRO:HD3	2.42	0.49
1:B:286:ILE:HG12	2:B:656:HOH:O	2.11	0.49
1:B:360:LYS:HD2	1:B:360:LYS:N	2.27	0.49
1:A:364:ASP:O	1:A:367:LEU:HB2	2.13	0.49
1:B:305:LYS:O	1:B:309:GLU:HB2	2.13	0.49
1:B:459:GLU:O	1:B:460:ASN:C	2.51	0.49
1:A:372:LEU:HA	1:A:417:VAL:HG22	1.94	0.49
1:A:439:LYS:C	1:A:439:LYS:HD2	2.32	0.49
1:B:242:GLU:HA	1:B:300:ASN:HB2	1.94	0.49
1:A:121:LEU:C	1:A:121:LEU:HD23	2.32	0.49
1:A:219:ALA:HB2	1:A:296:ASN:HA	1.94	0.49
1:A:147:VAL:HA	1:A:150:TYR:CD2	2.47	0.49
1:A:169:VAL:HG11	1:A:172:GLU:HB2	1.94	0.49
1:A:167:ARG:HD3	1:A:329:VAL:HG21	1.94	0.49
1:B:77:LEU:CD1	1:B:230:LEU:HD11	2.42	0.49
1:A:259:THR:N	1:A:270:LEU:O	2.43	0.49
1:A:266:LYS:HA	1:A:266:LYS:HE2	1.94	0.49
1:A:317:ILE:HG22	1:A:318:ILE:N	2.28	0.49
1:A:459:GLU:O	1:A:460:ASN:C	2.49	0.49
1:B:89:LEU:HB3	1:B:91:THR:HG23	1.94	0.49

Continued on next page...

Continued from previous page...

Atom-1	Atom-2	Interatomic distance (Å)	Clash overlap (Å)
1:A:113:LEU:O	1:A:117:GLN:HG3	2.12	0.49
1:A:137:PHE:HE1	1:A:184:LYS:HB2	1.77	0.49
1:A:430:PHE:HB3	1:A:434:ILE:HD12	1.93	0.49
1:A:278:GLU:CD	1:A:278:GLU:H	2.16	0.49
1:B:76:LEU:HD23	1:B:237:ILE:CD1	2.21	0.49
1:A:200:MET:HA	1:A:205:LEU:HB2	1.93	0.49
1:B:351:VAL:HB	1:B:352:PRO:CD	2.43	0.49
1:B:390:SER:OG	2:B:605:HOH:O	2.20	0.49
1:A:113:LEU:HD21	1:A:375:LEU:HD11	1.95	0.49
1:B:109:THR:O	1:B:112:ASP:N	2.44	0.49
1:A:246:GLU:HB2	1:A:296:ASN:HB2	1.94	0.49
1:A:36:TYR:HE1	1:A:319:PRO:HG3	1.78	0.49
1:B:81:VAL:HA	1:B:130:PRO:HD2	1.95	0.49
1:B:103:GLU:HB2	2:B:542:HOH:O	2.12	0.49
1:B:142:ASP:HA	1:B:145:LYS:HE3	1.95	0.49
1:B:358:PRO:HB2	1:B:360:LYS:CD	2.42	0.49
1:A:22:SER:O	1:A:26:LYS:HG3	2.13	0.49
1:A:314:LYS:HD2	1:A:315:MET:O	2.13	0.49
1:A:32:LEU:HG	1:A:317:ILE:HD11	1.93	0.49
1:B:87:GLY:HA2	1:B:135:ASN:HA	1.94	0.49
1:A:8:LEU:HG	1:A:9:PRO:HD3	1.92	0.49
1:B:150:TYR:HE2	2:B:554:HOH:O	1.96	0.49
1:B:193:GLY:HA2	1:B:336:ALA:HA	1.95	0.49
1:B:21:MET:HA	1:B:25:GLU:OE1	2.13	0.49
1:B:316:GLU:OE1	2:B:520:HOH:O	2.20	0.49
1:B:196:PHE:O	1:B:197:PRO:C	2.51	0.49
1:B:113:LEU:HD22	1:B:375:LEU:HD21	1.95	0.49
1:B:48:LYS:HZ2	1:B:48:LYS:HB3	1.77	0.49
1:A:8:LEU:CG	1:A:9:PRO:HD3	2.42	0.49
1:B:203:GLY:O	1:B:207:THR:OG1	2.19	0.49
1:A:437:LYS:HB2	1:A:459:GLU:HG3	1.93	0.49
1:B:104:VAL:HG22	1:B:110:PHE:CZ	2.47	0.49
1:A:269:LEU:CD2	1:A:271:GLU:OE2	2.60	0.49
1:A:386:ARG:CZ	1:A:388:ASN:HB3	2.42	0.49
1:A:433:SER:CB	1:A:455:ARG:HG2	2.43	0.49
1:B:73:THR:HG21	1:B:125:TYR:CE1	2.48	0.49
1:B:211:GLN:OE1	2:B:630:HOH:O	2.19	0.49
1:B:247:VAL:CB	1:B:291:ILE:HD13	2.42	0.49
1:B:346:ALA:C	1:B:347:ILE:HG23	2.33	0.49
1:A:245:MET:O	1:A:348:GLY:HA2	2.12	0.49
1:B:14:ALA:CA	2:B:580:HOH:O	2.57	0.49

Continued on next page...

Continued from previous page...

Atom-1	Atom-2	Interatomic distance (Å)	Clash overlap (Å)
1:B:243:TYR:CD2	1:B:340:ILE:HD12	2.48	0.49
1:A:434:ILE:N	2:A:503:HOH:O	2.44	0.49
1:B:115:VAL:CG1	1:B:150:TYR:CD1	2.96	0.49
1:B:142:ASP:HA	1:B:145:LYS:HE3	1.93	0.49
1:B:259:THR:HG1	1:B:291:ILE:HD12	1.77	0.49
1:B:403:VAL:HG12	1:B:404:ALA:N	2.27	0.49
1:A:246:GLU:OE1	1:A:355:ARG:NH1	2.46	0.49
1:A:142:ASP:O	1:A:145:LYS:HG2	2.13	0.49
1:A:384:LYS:NZ	1:A:384:LYS:HB3	2.27	0.49
1:B:98:PRO:HD2	1:B:101:VAL:HG22	1.95	0.49
1:A:118:ILE:CD1	1:A:131:LEU:HB2	2.43	0.49
1:A:469:LEU:HD11	2:A:627:HOH:O	2.13	0.49
1:B:242:GLU:CG	1:B:344:ASP:H	2.26	0.49
1:B:248:THR:O	1:B:291:ILE:HA	2.12	0.49
1:A:37:LEU:HD21	1:A:173:PHE:HE2	1.78	0.49
1:B:354:SER:HB3	2:B:609:HOH:O	2.13	0.49
1:A:261:ILE:HD12	1:A:261:ILE:O	2.13	0.49
1:A:461:LYS:NZ	1:A:468:ASP:HB3	2.28	0.49
1:B:115:VAL:CG1	1:B:155:VAL:HG11	2.43	0.49
1:B:216:VAL:HG13	1:B:299:VAL:HG22	1.94	0.49
1:A:123:ASN:CB	2:A:551:HOH:O	2.61	0.49
1:B:229:ASP:OD1	1:B:232:ILE:HG13	2.13	0.49
1:B:247:VAL:HG23	1:B:350:ASN:HA	1.95	0.49
1:B:373:TYR:CD2	1:B:380:VAL:HG12	2.48	0.49
1:B:86:ASN:HB3	1:B:135:ASN:HB3	1.95	0.49
1:A:108:LEU:HA	1:A:112:ASP:OD2	2.12	0.49
1:B:322:LYS:NZ	2:B:693:HOH:O	2.41	0.49
1:A:414:PRO:HB2	1:A:436:LEU:CD1	2.43	0.49
1:B:247:VAL:O	1:B:351:VAL:HG22	2.12	0.49
1:A:118:ILE:CD1	1:A:131:LEU:HB2	2.43	0.49
1:A:225:GLY:O	1:A:227:ILE:N	2.46	0.49
1:A:243:TYR:OH	1:A:337:GLY:HA2	2.12	0.49
1:A:89:LEU:C	1:A:91:THR:N	2.66	0.49
1:B:255:VAL:HB	1:B:284:LYS:O	2.12	0.49
1:A:58:VAL:O	1:A:349:VAL:HG23	2.13	0.49
1:B:73:THR:HA	1:B:76:LEU:HD12	1.93	0.49
1:B:150:TYR:HE2	2:B:554:HOH:O	1.95	0.49
1:A:104:VAL:HG13	1:A:105:ARG:N	2.27	0.49
1:B:242:GLU:HG3	1:B:344:ASP:O	2.13	0.49
1:B:261:ILE:O	1:B:267:VAL:HA	2.12	0.49
1:B:8:LEU:N	1:B:8:LEU:HD22	2.27	0.49

Continued on next page...

Continued from previous page...

Atom-1	Atom-2	Interatomic distance (Å)	Clash overlap (Å)
1:A:10:GLN:HB2	2:A:553:HOH:O	2.13	0.49
1:A:181:LYS:HE3	1:A:185:GLU:CB	2.41	0.49
1:A:366:LEU:O	1:A:366:LEU:HD23	2.13	0.49
1:B:357:LEU:HD23	1:B:357:LEU:C	2.34	0.49
1:A:99:LYS:HZ2	1:A:102:ILE:HD12	1.78	0.49
1:A:363:SER:HB3	1:A:396:LEU:HG	1.95	0.49
1:B:343:PHE:N	1:B:343:PHE:CD2	2.80	0.49
1:A:11:LEU:C	1:A:11:LEU:HD23	2.33	0.49
1:B:192:HIS:CE1	1:B:336:ALA:H	2.29	0.49
1:A:80:LEU:O	1:A:129:VAL:HG13	2.13	0.49
1:B:181:LYS:CE	1:B:185:GLU:HB2	2.41	0.49
1:B:359:VAL:HG13	1:B:364:ASP:HB2	1.95	0.49
1:B:305:LYS:O	1:B:309:GLU:CB	2.61	0.48
1:B:116:ILE:HG23	1:B:120:ASN:ND2	2.28	0.48
1:A:171:ASP:CG	1:A:172:GLU:N	2.66	0.48
1:B:111:LEU:O	1:B:114:ILE:HB	2.13	0.48
1:B:206:ASP:CG	1:B:305:LYS:HZ2	2.16	0.48
1:B:417:VAL:HG12	2:B:496:HOH:O	2.12	0.48
1:A:122:ASN:OD1	1:A:129:VAL:N	2.45	0.48
1:A:200:MET:CG	1:A:205:LEU:HD23	2.42	0.48
1:B:246:GLU:HA	1:B:349:VAL:CG1	2.43	0.48
1:B:48:LYS:NZ	1:B:263:TYR:CZ	2.81	0.48
1:A:425:SER:OG	1:A:443:ALA:HA	2.12	0.48
1:B:132:VAL:HG13	1:B:158:HIS:HB2	1.94	0.48
1:B:372:LEU:CD2	1:B:372:LEU:O	2.61	0.48
1:B:224:LEU:HB2	1:B:357:LEU:HD12	1.95	0.48
1:B:108:LEU:HD22	1:B:112:ASP:HB3	1.95	0.48
1:B:176:TRP:CD2	1:B:181:LYS:HG2	2.47	0.48
1:A:278:GLU:H	1:A:278:GLU:CD	2.16	0.48
1:A:411:LYS:HB2	1:A:431:GLY:C	2.34	0.48
1:A:8:LEU:H	1:A:9:PRO:HD2	1.75	0.48
1:B:280:VAL:HG12	1:B:281:ASN:N	2.27	0.48
1:A:113:LEU:HD13	1:A:380:VAL:HG23	1.94	0.48
1:A:124:LYS:HE3	1:A:125:TYR:OH	2.12	0.48
1:A:57:VAL:HA	1:A:348:GLY:O	2.12	0.48
1:A:429:TRP:HB2	1:A:451:GLU:CD	2.33	0.48
1:B:163:SER:HB3	1:B:165:TYR:CE1	2.49	0.48
1:B:137:PHE:CE1	1:B:184:LYS:HD2	2.49	0.48
1:A:204:LYS:O	1:A:208:PHE:CD2	2.66	0.48
1:A:409:ARG:NH1	1:A:428:VAL:O	2.43	0.48
1:B:249:PRO:HB2	2:B:533:HOH:O	2.12	0.48

Continued on next page...

Continued from previous page...

Atom-1	Atom-2	Interatomic distance (Å)	Clash overlap (Å)
1:B:250:LYS:CE	1:B:292:PHE:HB3	2.42	0.48
1:A:117:GLN:HG2	1:A:378:GLY:O	2.13	0.48
1:A:27:SER:O	1:A:30:ILE:CB	2.59	0.48
1:A:247:VAL:CB	1:A:291:ILE:HD13	2.42	0.48
1:A:119:GLU:CG	1:A:154:ASN:H	2.22	0.48
1:B:22:SER:O	1:B:26:LYS:HG3	2.13	0.48
1:B:322:LYS:NZ	2:B:694:HOH:O	2.43	0.48
1:B:110:PHE:CD1	1:B:222:ASP:HA	2.48	0.48
1:B:122:ASN:HA	1:B:127:CYS:O	2.13	0.48
1:B:21:MET:HA	1:B:25:GLU:OE1	2.13	0.48
1:B:382:ARG:NH1	1:B:389:PRO:HA	2.28	0.48
1:B:382:ARG:NH2	1:B:391:ASN:OD1	2.38	0.48
1:B:83:LEU:O	1:B:83:LEU:HD23	2.13	0.48
1:A:364:ASP:O	1:A:367:LEU:HB2	2.14	0.48
1:A:379:PHE:HB2	2:A:598:HOH:O	2.12	0.48
1:A:89:LEU:HA	1:A:98:PRO:HA	1.94	0.48
1:B:176:TRP:O	1:B:179:LYS:N	2.35	0.48
1:B:305:LYS:HE2	1:B:309:GLU:OE1	2.12	0.48
1:B:346:ALA:O	1:B:347:ILE:CG2	2.61	0.48
1:A:12:LYS:HG2	1:A:16:ASP:OD2	2.12	0.48
1:A:359:VAL:O	1:A:360:LYS:HD2	2.13	0.48
1:B:140:HIS:CG	1:B:161:ASN:HB2	2.48	0.48
1:A:102:ILE:HB	1:A:110:PHE:HE2	1.78	0.48
1:B:116:ILE:HG22	1:B:120:ASN:ND2	2.29	0.48
1:B:15:VAL:HB	1:B:30:ILE:HD11	1.96	0.48
1:B:268:GLN:HE22	1:B:341:ARG:HD2	1.78	0.48
1:B:436:LEU:HD23	1:B:458:VAL:HB	1.94	0.48
1:A:108:LEU:HD12	1:A:375:LEU:CD2	2.43	0.48
1:B:66:VAL:HG22	1:B:234:LYS:CD	2.44	0.48
1:B:296:ASN:C	1:B:297:LEU:HG	2.33	0.48
1:B:305:LYS:HG2	1:B:305:LYS:O	2.13	0.48
1:A:436:LEU:HD23	1:A:458:VAL:HB	1.94	0.48
1:B:242:GLU:OE1	1:B:343:PHE:HA	2.14	0.48
1:B:96:THR:HG22	1:B:97:GLY:N	2.27	0.48
1:A:116:ILE:CG2	1:A:378:GLY:HA3	2.42	0.48
1:A:429:TRP:HB2	1:A:451:GLU:HG2	1.96	0.48
1:A:322:LYS:O	1:A:329:VAL:HG22	2.14	0.48
1:B:176:TRP:CD2	1:B:181:LYS:HG2	2.48	0.48
1:B:105:ARG:NH2	1:B:373:TYR:O	2.46	0.48
1:A:239:ASN:O	1:A:345:ASN:ND2	2.47	0.48
1:B:184:LYS:O	1:B:185:GLU:OE2	2.31	0.48

Continued on next page...

Continued from previous page...

Atom-1	Atom-2	Interatomic distance (Å)	Clash overlap (Å)
1:B:66:VAL:HG13	1:B:72:GLU:CD	2.33	0.48
1:A:122:ASN:OD1	1:A:129:VAL:N	2.40	0.48
1:A:291:ILE:O	1:A:291:ILE:HD12	2.12	0.48
1:B:21:MET:HG2	2:B:571:HOH:O	2.14	0.48
1:A:209:LEU:C	1:A:211:GLN:H	2.16	0.48
1:A:121:LEU:HD11	1:A:228:VAL:HG21	1.95	0.48
1:A:20:GLU:HA	1:A:20:GLU:OE2	2.13	0.48
1:A:29:PHE:O	1:A:32:LEU:N	2.38	0.48
1:B:49:ILE:HD13	1:B:270:LEU:HD22	1.96	0.48
1:B:267:VAL:O	1:B:341:ARG:CA	2.61	0.48
1:A:455:ARG:HB3	1:A:455:ARG:CZ	2.43	0.48
1:A:167:ARG:NH2	1:A:331:GLN:OE1	2.42	0.48
1:A:87:GLY:HA2	1:A:135:ASN:HA	1.95	0.48
1:B:175:PRO:O	1:B:176:TRP:C	2.50	0.48
1:A:31:SER:O	1:A:35:ARG:HG2	2.14	0.48
1:A:267:VAL:HG13	1:A:346:ALA:HB3	1.94	0.48
1:A:371:ASP:OD1	1:A:417:VAL:N	2.46	0.48
1:B:218:VAL:O	1:B:297:LEU:N	2.42	0.48
1:B:411:LYS:HB3	1:B:432:SER:HB3	1.96	0.48
1:A:90:GLY:O	1:A:95:CYS:HB2	2.13	0.48
1:B:175:PRO:O	1:B:178:SER:HB2	2.13	0.48
1:A:393:SER:O	2:A:635:HOH:O	2.20	0.48
1:A:415:SER:OG	1:A:435:VAL:HG22	2.14	0.48
1:A:366:LEU:HD11	1:A:422:LEU:HD23	1.94	0.48
1:A:461:LYS:NZ	1:A:468:ASP:HB3	2.28	0.48
1:B:241:ASN:ND2	1:B:347:ILE:HG21	2.28	0.48
1:B:391:ASN:HB3	1:B:392:PRO:HD2	1.96	0.48
1:B:412:SER:OG	1:B:433:SER:N	2.43	0.48
1:B:252:LEU:C	1:B:252:LEU:HD23	2.33	0.48
1:A:12:LYS:HA	1:A:30:ILE:HD11	1.96	0.48
1:B:131:LEU:HD12	1:B:132:VAL:N	2.28	0.48
1:B:322:LYS:HB3	1:B:329:VAL:HG23	1.94	0.48
1:A:87:GLY:HA2	1:A:136:SER:N	2.28	0.48
1:B:22:SER:OG	1:B:24:SER:HB2	2.13	0.48
1:A:81:VAL:HG22	1:A:216:VAL:HG23	1.96	0.48
1:A:315:MET:SD	1:A:339:ALA:HB2	2.54	0.48
1:A:207:THR:HG22	1:A:211:GLN:CD	2.33	0.48
1:B:136:SER:HA	1:B:161:ASN:OD1	2.14	0.48
1:B:66:VAL:HG22	1:B:234:LYS:HD2	1.95	0.48
1:B:261:ILE:HD12	1:B:262:SER:O	2.13	0.48
1:B:300:ASN:HB3	1:B:303:ALA:HB3	1.95	0.48

Continued on next page...

Continued from previous page...

Atom-1	Atom-2	Interatomic distance (Å)	Clash overlap (Å)
1:B:110:PHE:CE1	1:B:359:VAL:HG21	2.48	0.48
1:B:56:ILE:O	1:B:347:ILE:HB	2.13	0.48
1:B:92:THR:C	1:B:94:GLY:H	2.16	0.48
1:A:165:TYR:O	1:A:187:TRP:HB3	2.13	0.48
1:A:73:THR:HG23	1:A:230:LEU:HD12	1.94	0.48
1:B:411:LYS:HB3	1:B:431:GLY:C	2.34	0.48
1:B:334:THR:HA	2:B:492:HOH:O	2.14	0.48
1:B:359:VAL:HG13	1:B:364:ASP:CB	2.43	0.48
1:B:128:LYS:HD2	2:B:669:HOH:O	2.12	0.48
1:B:80:LEU:HD11	1:B:217:PHE:HB2	1.94	0.48
1:A:104:VAL:HG11	1:A:113:LEU:HD12	1.94	0.48
1:A:403:VAL:O	1:A:407:LEU:HG	2.13	0.48
1:B:282:GLU:HB3	1:B:288:LYS:HG3	1.96	0.48
1:A:384:LYS:O	1:A:384:LYS:HE3	2.12	0.48
1:A:110:PHE:O	1:A:114:ILE:HG13	2.14	0.48
1:B:315:MET:HG3	1:B:338:ALA:O	2.13	0.48
1:A:195:VAL:CG1	1:A:196:PHE:N	2.64	0.48
1:A:243:TYR:C	1:A:243:TYR:CD2	2.86	0.48
1:A:28:GLY:O	1:A:32:LEU:HD22	2.14	0.48
1:B:70:VAL:HG13	1:B:125:TYR:CD1	2.45	0.48
1:B:76:LEU:HD23	1:B:237:ILE:HD12	1.96	0.48
1:A:121:LEU:HD23	1:A:121:LEU:O	2.14	0.48
1:A:363:SER:HB2	1:A:394:ILE:HG22	1.95	0.48
1:A:135:ASN:HD21	1:A:143:THR:HG21	1.78	0.48
1:B:322:LYS:HB3	1:B:329:VAL:CG2	2.44	0.48
1:B:346:ALA:C	1:B:347:ILE:CG2	2.82	0.48
1:A:99:LYS:O	1:A:102:ILE:N	2.46	0.48
1:A:232:ILE:O	1:A:236:LEU:HG	2.14	0.48
1:B:310:ALA:O	1:B:311:ASP:O	2.31	0.48
1:A:271:GLU:C	1:A:273:ALA:N	2.66	0.48
1:B:93:MET:HE1	1:B:365:LEU:CD1	2.42	0.48
1:A:391:ASN:HB3	1:A:392:PRO:HD2	1.94	0.48
1:B:418:GLU:HB2	1:B:437:LYS:HG2	1.96	0.48
1:B:267:VAL:CG1	1:B:346:ALA:HB3	2.43	0.48
1:A:100:SER:C	1:A:102:ILE:N	2.66	0.48
1:A:366:LEU:HB2	1:A:406:PHE:HZ	1.79	0.48
1:A:444:ALA:HB1	1:A:448:VAL:O	2.13	0.48
1:A:405:THR:CG2	1:A:409:ARG:HE	2.27	0.48
1:B:107:GLY:HA2	2:B:481:HOH:O	2.14	0.48
1:B:137:PHE:N	2:B:507:HOH:O	2.47	0.48
1:B:70:VAL:O	1:B:73:THR:HB	2.14	0.48

Continued on next page...

Continued from previous page...

Atom-1	Atom-2	Interatomic distance (Å)	Clash overlap (Å)
1:B:192:HIS:CE1	1:B:336:ALA:H	2.30	0.48
1:A:411:LYS:CD	1:A:431:GLY:HA2	2.44	0.48
1:B:372:LEU:O	1:B:383:ASN:N	2.40	0.48
1:B:379:PHE:HZ	2:B:522:HOH:O	1.97	0.48
1:B:9:PRO:O	1:B:11:LEU:N	2.47	0.48
1:B:188:TYR:HB2	1:B:189:PRO:HD2	1.96	0.48
1:A:141:ASP:HB2	2:A:483:HOH:O	2.14	0.48
1:A:259:THR:HG22	1:A:283:PHE:CE1	2.49	0.48
1:B:150:TYR:HD1	1:B:153:SER:OG	1.97	0.48
1:A:173:PHE:HE1	1:A:330:LEU:HD12	1.77	0.48
1:B:372:LEU:HD22	1:B:373:TYR:CD1	2.49	0.48
1:A:181:LYS:HE3	1:A:185:GLU:HB2	1.94	0.48
1:A:363:SER:HB3	2:A:606:HOH:O	2.14	0.48
1:B:11:LEU:HD21	1:B:175:PRO:HG3	1.96	0.48
1:A:412:SER:HB3	1:A:433:SER:H	1.79	0.47
1:A:453:PRO:CG	1:A:456:ALA:HB2	2.40	0.47
1:A:365:LEU:O	1:A:369:GLN:HB2	2.13	0.47
1:B:73:THR:HG21	1:B:125:TYR:CZ	2.49	0.47
1:B:108:LEU:HD22	1:B:112:ASP:CB	2.44	0.47
1:A:386:ARG:HE	1:A:388:ASN:HB3	1.77	0.47
1:B:409:ARG:HA	1:B:429:TRP:CE3	2.48	0.47
1:A:429:TRP:HB2	1:A:451:GLU:OE1	2.13	0.47
1:B:445:LYS:NZ	1:B:464:ASN:O	2.46	0.47
1:A:73:THR:HG21	1:A:125:TYR:CD1	2.49	0.47
1:A:324:VAL:HG12	1:A:325:ASP:OD2	2.13	0.47
1:A:69:ASP:O	1:A:72:GLU:HB3	2.14	0.47
1:B:230:LEU:N	1:B:230:LEU:CD1	2.77	0.47
1:B:283:PHE:HA	1:B:289:PHE:CD2	2.49	0.47
1:B:15:VAL:HG13	1:B:18:LEU:HD12	1.96	0.47
1:B:287:GLU:OE2	2:B:579:HOH:O	2.20	0.47
1:B:434:ILE:HG22	1:B:435:VAL:N	2.29	0.47
1:A:384:LYS:NZ	2:A:559:HOH:O	2.38	0.47
1:A:411:LYS:HD2	1:A:431:GLY:HA2	1.95	0.47
1:B:227:ILE:HD13	2:B:535:HOH:O	2.14	0.47
1:B:370:SER:C	1:B:372:LEU:H	2.18	0.47
1:A:32:LEU:HG	1:A:317:ILE:CD1	2.44	0.47
1:A:8:LEU:HD23	1:A:8:LEU:N	2.29	0.47
1:B:217:PHE:HA	1:B:297:LEU:O	2.14	0.47
1:A:420:ASP:OD2	1:A:438:GLY:HA2	2.13	0.47
1:B:461:LYS:HE3	1:B:463:ILE:HG12	1.96	0.47
1:A:132:VAL:O	1:A:132:VAL:HG13	2.14	0.47

Continued on next page...

Continued from previous page...

Atom-1	Atom-2	Interatomic distance (Å)	Clash overlap (Å)
1:A:176:TRP:CD2	1:A:181:LYS:HG2	2.50	0.47
1:A:415:SER:HB3	1:A:435:VAL:HA	1.95	0.47
1:A:45:GLU:OE1	1:A:45:GLU:HA	2.14	0.47
1:B:11:LEU:HD12	1:B:173:PHE:CD2	2.49	0.47
1:A:330:LEU:HD22	1:A:332:LEU:HD12	1.96	0.47
1:A:372:LEU:CD1	1:A:386:ARG:HD3	2.44	0.47
1:A:114:ILE:HG22	1:A:131:LEU:HD22	1.96	0.47
1:B:14:ALA:HA	2:B:581:HOH:O	2.13	0.47
1:B:66:VAL:HG13	1:B:72:GLU:CG	2.45	0.47
1:A:127:CYS:HB2	2:A:646:HOH:O	2.14	0.47
1:A:176:TRP:N	1:A:177:PRO:CD	2.77	0.47
1:A:372:LEU:HD23	1:A:373:TYR:CE2	2.49	0.47
1:A:164:LYS:HE2	2:A:541:HOH:O	2.14	0.47
1:A:411:LYS:HB3	1:A:432:SER:HB3	1.95	0.47
1:B:193:GLY:HA2	1:B:336:ALA:CA	2.44	0.47
1:B:437:LYS:CB	1:B:459:GLU:HG3	2.44	0.47
1:A:190:PRO:HG2	1:A:194:ASP:CB	2.44	0.47
1:A:246:GLU:HB2	1:A:294:THR:OG1	2.15	0.47
1:A:330:LEU:HD22	1:A:332:LEU:CD1	2.44	0.47
1:A:465:GLY:HA3	2:A:590:HOH:O	2.14	0.47
1:A:255:VAL:HG23	1:A:256:LYS:H	1.80	0.47
1:A:28:GLY:C	1:A:30:ILE:N	2.67	0.47
1:A:190:PRO:HB2	2:A:475:HOH:O	2.14	0.47
1:A:76:LEU:HD11	1:A:234:LYS:HB2	1.96	0.47
1:B:37:LEU:HD21	1:B:173:PHE:CZ	2.48	0.47
1:A:66:VAL:HG11	1:A:230:LEU:HB3	1.97	0.47
1:A:455:ARG:NH1	1:A:455:ARG:HB3	2.29	0.47
1:B:259:THR:HG21	1:B:289:PHE:CD1	2.50	0.47
1:A:224:LEU:HB2	1:A:357:LEU:HB3	1.95	0.47
1:A:85:LEU:HB2	1:A:220:ASN:HA	1.97	0.47
1:A:8:LEU:H	1:A:9:PRO:CD	2.26	0.47
1:B:159:THR:HG22	2:B:483:HOH:O	2.14	0.47
1:A:319:PRO:HA	1:A:332:LEU:CD1	2.27	0.47
1:A:142:ASP:O	1:A:146:ILE:HG12	2.15	0.47
1:A:402:LYS:O	1:A:404:ALA:N	2.47	0.47
1:A:434:ILE:HG22	1:A:435:VAL:N	2.29	0.47
1:A:391:ASN:HB2	2:A:556:HOH:O	2.14	0.47
1:A:46:TRP:HA	1:A:49:ILE:CD1	2.44	0.47
1:A:409:ARG:O	1:A:430:PHE:HB2	2.14	0.47
1:B:164:LYS:O	1:B:165:TYR:HD1	1.98	0.47
1:B:453:PRO:HG2	1:B:456:ALA:HB2	1.96	0.47

Continued on next page...

Continued from previous page...

Atom-1	Atom-2	Interatomic distance (Å)	Clash overlap (Å)
1:B:136:SER:O	1:B:140:HIS:HB2	2.15	0.47
1:B:396:LEU:HB3	1:B:400:PHE:CD2	2.49	0.47
1:A:121:LEU:HD23	1:A:121:LEU:O	2.14	0.47
1:A:61:GLU:H	1:A:61:GLU:CD	2.17	0.47
1:A:367:LEU:HD22	1:A:372:LEU:HD23	1.97	0.47
1:A:445:LYS:N	2:A:563:HOH:O	2.47	0.47
1:B:163:SER:HB3	1:B:165:TYR:CE1	2.49	0.47
1:A:258:GLY:CA	1:A:271:GLU:OE1	2.62	0.47
1:A:456:ALA:O	1:A:457:VAL:CG2	2.63	0.47
1:B:246:GLU:HA	1:B:349:VAL:CG1	2.44	0.47
1:B:394:ILE:HG23	1:B:422:LEU:HD23	1.96	0.47
1:B:63:MET:HE3	1:B:349:VAL:HG23	1.97	0.47
1:B:28:GLY:O	1:B:32:LEU:HB2	2.13	0.47
1:B:243:TYR:CE2	1:B:340:ILE:HB	2.50	0.47
1:B:150:TYR:CD2	2:B:653:HOH:O	2.41	0.47
1:B:96:THR:CG2	1:B:97:GLY:H	2.25	0.47
1:B:48:LYS:NZ	1:B:263:TYR:CZ	2.82	0.47
1:A:119:GLU:HG3	1:A:154:ASN:HB3	1.95	0.47
1:A:256:LYS:HG3	1:A:284:LYS:HD3	1.96	0.47
1:A:353:ARG:CB	2:A:580:HOH:O	2.57	0.47
1:B:165:TYR:CE2	1:B:190:PRO:HG3	2.49	0.47
1:B:35:ARG:NH2	1:B:314:LYS:NZ	2.62	0.47
1:A:79:LYS:HA	1:A:213:LYS:HA	1.97	0.47
1:B:115:VAL:HG11	1:B:150:TYR:CD1	2.49	0.47
1:B:152:ASN:ND2	1:B:152:ASN:N	2.62	0.47
1:B:371:ASP:OD1	1:B:415:SER:HA	2.14	0.47
1:B:382:ARG:NH1	1:B:382:ARG:HG3	2.29	0.47
1:B:467:GLU:HG3	1:B:468:ASP:N	2.27	0.47
1:A:247:VAL:HG12	1:A:293:ASN:HA	1.96	0.47
1:A:365:LEU:HB3	1:A:369:GLN:HE22	1.80	0.47
1:B:137:PHE:HE2	1:B:188:TYR:C	2.18	0.47
1:A:142:ASP:O	1:A:145:LYS:HG2	2.14	0.47
1:A:11:LEU:CD1	1:A:33:VAL:HG11	2.38	0.47
1:A:278:GLU:CD	1:A:278:GLU:N	2.68	0.47
1:A:181:LYS:HE3	1:A:185:GLU:HB2	1.96	0.47
1:A:355:ARG:NH1	1:A:355:ARG:CG	2.60	0.47
1:A:122:ASN:HA	1:A:127:CYS:SG	2.54	0.47
1:B:213:LYS:NZ	2:B:480:HOH:O	2.33	0.47
1:B:351:VAL:HB	1:B:352:PRO:HD2	1.96	0.47
1:A:166:PRO:HB3	1:A:177:PRO:HG2	1.97	0.47
1:A:33:VAL:HG22	1:A:332:LEU:CD2	2.45	0.47

Continued on next page...

Continued from previous page...

Atom-1	Atom-2	Interatomic distance (Å)	Clash overlap (Å)
1:A:418:GLU:O	1:A:438:GLY:N	2.48	0.47
1:A:461:LYS:HE3	1:A:463:ILE:CG1	2.44	0.47
1:A:124:LYS:HE3	1:A:125:TYR:OH	2.15	0.47
1:B:131:LEU:O	1:B:157:ILE:HA	2.14	0.47
1:B:293:ASN:HB3	2:B:691:HOH:O	2.14	0.47
1:B:315:MET:HB2	1:B:334:THR:HB	1.96	0.47
1:A:21:MET:SD	1:A:166:PRO:HD3	2.55	0.47
1:A:280:VAL:HG12	1:A:284:LYS:NZ	2.29	0.47
1:A:105:ARG:O	1:A:106:ASP:HB2	2.15	0.47
1:B:268:GLN:HG3	2:B:472:HOH:O	2.15	0.47
1:B:165:TYR:HB3	1:B:166:PRO:HD2	1.95	0.47
1:B:105:ARG:NH2	1:B:370:SER:O	2.46	0.47
1:A:100:SER:O	1:A:102:ILE:N	2.47	0.47
1:A:78:ASP:HA	2:A:647:HOH:O	2.14	0.47
1:B:246:GLU:HB2	1:B:296:ASN:HB2	1.97	0.47
1:B:366:LEU:HD13	1:B:394:ILE:HD13	1.97	0.47
1:A:314:LYS:CD	1:A:317:ILE:HD11	2.44	0.47
1:A:84:LYS:HG2	1:A:131:LEU:HD11	1.96	0.47
1:B:182:THR:HG23	1:B:187:TRP:CZ2	2.44	0.47
1:B:397:GLY:N	1:B:424:VAL:O	2.48	0.47
1:B:322:LYS:NZ	2:B:694:HOH:O	2.46	0.47
1:A:51:THR:HG23	1:A:52:PRO:HD2	1.97	0.47
1:B:176:TRP:HB3	1:B:177:PRO:HD3	1.97	0.47
1:B:366:LEU:HD23	1:B:366:LEU:O	2.15	0.47
1:B:247:VAL:HA	1:B:292:PHE:O	2.15	0.47
1:B:445:LYS:HG3	2:B:564:HOH:O	2.15	0.47
1:A:241:ASN:ND2	1:A:345:ASN:HD22	2.12	0.47
1:A:372:LEU:CD2	1:A:392:PRO:HD2	2.41	0.47
1:B:336:ALA:O	1:B:338:ALA:N	2.47	0.47
1:A:15:VAL:HA	1:A:18:LEU:HG	1.96	0.47
1:A:268:GLN:NE2	1:A:341:ARG:CD	2.78	0.47
1:A:19:THR:HG23	2:A:630:HOH:O	2.14	0.47
1:A:461:LYS:CE	1:A:468:ASP:HB3	2.45	0.47
1:B:255:VAL:HG13	1:B:284:LYS:O	2.15	0.47
1:B:463:ILE:HG22	1:B:465:GLY:H	1.80	0.47
1:A:363:SER:N	2:A:491:HOH:O	2.46	0.47
1:A:371:ASP:OD2	1:A:417:VAL:HG23	2.15	0.47
1:A:46:TRP:CD1	2:A:649:HOH:O	2.65	0.47
1:B:59:PRO:HA	1:B:350:ASN:CB	2.45	0.47
1:B:403:VAL:O	1:B:407:LEU:HG	2.14	0.47
1:A:319:PRO:HA	1:A:332:LEU:HD12	1.97	0.47

Continued on next page...

Continued from previous page...

Atom-1	Atom-2	Interatomic distance (Å)	Clash overlap (Å)
1:B:128:LYS:HD2	2:B:670:HOH:O	2.15	0.47
1:B:135:ASN:HD22	1:B:135:ASN:C	2.18	0.47
1:B:227:ILE:HB	2:B:508:HOH:O	2.14	0.47
1:B:249:PRO:HA	1:B:290:LYS:O	2.15	0.47
1:A:250:LYS:HD2	1:A:289:PHE:O	2.15	0.47
1:B:89:LEU:CB	1:B:91:THR:HG23	2.45	0.47
1:A:195:VAL:HG13	1:A:196:PHE:N	2.30	0.47
1:B:459:GLU:O	1:B:460:ASN:O	2.33	0.47
1:A:115:VAL:HG22	1:A:157:ILE:HD11	1.97	0.47
1:A:142:ASP:OD1	1:A:145:LYS:HE3	2.14	0.47
1:B:154:ASN:CG	1:B:154:ASN:O	2.51	0.47
1:B:439:LYS:O	1:B:460:ASN:HA	2.15	0.47
1:A:445:LYS:HD2	2:A:588:HOH:O	2.14	0.47
1:A:270:LEU:HG	1:A:283:PHE:HE1	1.78	0.47
1:A:314:LYS:HD2	1:A:314:LYS:HA	1.68	0.47
1:A:417:VAL:HG12	1:A:418:GLU:HG3	1.96	0.47
1:A:439:LYS:C	1:A:439:LYS:HD2	2.35	0.47
1:B:100:SER:CB	1:B:111:LEU:HG	2.45	0.47
1:B:74:LYS:HG2	1:B:125:TYR:HB3	1.97	0.47
1:A:424:VAL:HG22	1:A:442:VAL:O	2.15	0.47
1:A:56:ILE:HD11	2:A:586:HOH:O	2.15	0.47
1:B:356:PHE:CZ	1:B:358:PRO:HG3	2.50	0.47
1:A:266:LYS:N	1:A:266:LYS:HD2	2.30	0.46
1:B:260:LEU:HD22	1:B:267:VAL:CG2	2.45	0.46
1:B:263:TYR:CD2	1:B:264:GLU:HG3	2.50	0.46
1:B:66:VAL:CG1	2:B:502:HOH:O	2.59	0.46
1:B:56:ILE:HG23	1:B:267:VAL:HB	1.97	0.46
1:B:89:LEU:HG	2:B:661:HOH:O	2.15	0.46
1:A:268:GLN:HG2	1:A:341:ARG:CB	2.45	0.46
1:A:429:TRP:CD1	1:A:449:LYS:HG3	2.50	0.46
1:B:312:ALA:O	1:B:314:LYS:N	2.48	0.46
1:A:176:TRP:HB3	1:A:177:PRO:HD3	1.95	0.46
1:A:370:SER:OG	1:A:372:LEU:HB3	2.15	0.46
1:A:49:ILE:HG12	1:A:261:ILE:CD1	2.42	0.46
1:B:360:LYS:HB2	1:B:364:ASP:OD2	2.15	0.46
1:A:226:ALA:HA	1:A:296:ASN:HD21	1.80	0.46
1:B:160:PHE:HB2	1:B:202:SER:CB	2.45	0.46
1:B:175:PRO:O	1:B:178:SER:N	2.48	0.46
1:B:346:ALA:O	1:B:347:ILE:HG22	2.15	0.46
1:A:83:LEU:HA	1:A:132:VAL:HG13	1.96	0.46
1:A:439:LYS:HD2	1:A:439:LYS:C	2.35	0.46

Continued on next page...

Continued from previous page...

Atom-1	Atom-2	Interatomic distance (Å)	Clash overlap (Å)
1:B:255:VAL:HG22	1:B:286:ILE:HG23	1.97	0.46
1:B:227:ILE:O	1:B:355:ARG:NH1	2.47	0.46
1:A:422:LEU:HG	1:A:424:VAL:HG23	1.96	0.46
1:A:355:ARG:HH11	1:A:355:ARG:CG	2.20	0.46
1:A:205:LEU:HD11	1:A:301:LEU:HB3	1.96	0.46
1:A:432:SER:C	1:A:434:ILE:N	2.68	0.46
1:A:432:SER:O	1:A:433:SER:C	2.54	0.46
1:B:134:MET:HE3	1:B:162:GLN:NE2	2.30	0.46
1:A:169:VAL:O	1:A:173:PHE:HA	2.15	0.46
1:B:32:LEU:CB	2:B:682:HOH:O	2.62	0.46
1:A:379:PHE:HB2	2:A:598:HOH:O	2.14	0.46
1:B:424:VAL:HA	1:B:442:VAL:O	2.14	0.46
1:A:363:SER:HB2	1:A:394:ILE:HG22	1.98	0.46
1:B:246:GLU:HB2	1:B:296:ASN:HB2	1.97	0.46
1:B:146:ILE:HG22	1:B:149:LYS:HD2	1.94	0.46
1:A:419:LEU:HA	1:A:437:LYS:HA	1.97	0.46
1:B:235:HIS:CE1	1:B:239:ASN:ND2	2.84	0.46
1:A:366:LEU:HD11	1:A:422:LEU:CD2	2.45	0.46
1:A:66:VAL:HA	1:A:234:LYS:HE2	1.96	0.46
1:B:272:ILE:HD11	1:B:280:VAL:CG1	2.42	0.46
1:B:80:LEU:HD11	1:B:298:TRP:CZ3	2.51	0.46
1:A:167:ARG:HB2	1:A:186:GLY:O	2.16	0.46
1:B:383:ASN:HA	2:B:645:HOH:O	2.14	0.46
1:A:338:ALA:O	2:A:474:HOH:O	2.21	0.46
1:A:365:LEU:HA	1:A:368:VAL:HG22	1.96	0.46
1:A:366:LEU:HD22	1:A:394:ILE:CD1	2.45	0.46
1:B:135:ASN:ND2	1:B:159:THR:HB	2.30	0.46
1:B:359:VAL:HG11	1:B:365:LEU:HD21	1.98	0.46
1:A:105:ARG:HE	1:A:375:LEU:HB2	1.80	0.46
1:A:254:ASP:OD2	1:A:353:ARG:NH1	2.48	0.46
1:A:455:ARG:CZ	1:A:455:ARG:HB3	2.45	0.46
1:B:29:PHE:CD1	1:B:166:PRO:HD2	2.50	0.46
1:A:467:GLU:HB2	2:A:589:HOH:O	2.15	0.46
1:B:144:HIS:CA	1:B:147:VAL:HG22	2.46	0.46
1:B:81:VAL:HG21	1:B:208:PHE:CG	2.50	0.46
1:A:158:HIS:HB3	1:A:204:LYS:HE2	1.96	0.46
1:A:236:LEU:HB3	1:A:241:ASN:HB2	1.97	0.46
1:B:110:PHE:O	1:B:114:ILE:HG13	2.15	0.46
1:A:241:ASN:HD22	1:A:347:ILE:HG23	1.79	0.46
1:A:442:VAL:HG21	1:A:452:ILE:HD11	1.97	0.46
1:B:382:ARG:CD	2:B:705:HOH:O	2.46	0.46

Continued on next page...

Continued from previous page...

Atom-1	Atom-2	Interatomic distance (Å)	Clash overlap (Å)
1:B:56:ILE:CG1	2:B:611:HOH:O	2.63	0.46
1:B:296:ASN:O	1:B:297:LEU:HD23	2.15	0.46
1:B:169:VAL:HG12	1:B:171:ASP:CG	2.36	0.46
1:A:280:VAL:HG12	1:A:284:LYS:HZ2	1.79	0.46
1:B:243:TYR:CE2	1:B:340:ILE:HB	2.51	0.46
1:A:256:LYS:HE2	1:A:272:ILE:CD1	2.43	0.46
1:A:423:LYS:HD3	1:A:441:THR:HG23	1.97	0.46
1:B:131:LEU:HG	1:B:133:LEU:HD21	1.98	0.46
1:B:85:LEU:HD13	1:B:192:HIS:HB2	1.98	0.46
1:B:250:LYS:NZ	2:B:590:HOH:O	2.35	0.46
1:B:454:ASP:O	1:B:455:ARG:HB2	2.15	0.46
1:B:450:LEU:HD21	1:B:463:ILE:HG22	1.97	0.46
1:A:165:TYR:HB3	1:A:166:PRO:HD2	1.98	0.46
1:A:115:VAL:HG21	1:A:150:TYR:CZ	2.51	0.46
1:A:314:LYS:HD2	1:A:314:LYS:HA	1.80	0.46
1:A:32:LEU:O	1:A:33:VAL:C	2.53	0.46
1:A:370:SER:O	1:A:372:LEU:N	2.48	0.46
1:A:74:LYS:HD3	1:A:125:TYR:O	2.15	0.46
1:A:105:ARG:NH1	1:A:368:VAL:O	2.42	0.46
1:A:431:GLY:H	1:A:434:ILE:HD11	1.80	0.46
1:B:270:LEU:HD21	1:B:275:VAL:HG22	1.97	0.46
1:B:379:PHE:HZ	2:B:522:HOH:O	1.99	0.46
1:A:21:MET:HB2	1:A:26:LYS:HG3	1.98	0.46
1:A:299:VAL:HG11	1:A:304:ILE:HD11	1.97	0.46
1:A:255:VAL:HG12	1:A:286:ILE:CG2	2.44	0.46
1:B:44:ILE:CD1	1:B:49:ILE:HD11	2.45	0.46
1:A:15:VAL:CG2	1:A:30:ILE:HD11	2.46	0.46
1:A:69:ASP:O	1:A:72:GLU:HB3	2.15	0.46
1:B:105:ARG:HG3	1:B:375:LEU:HD22	1.97	0.46
1:B:384:LYS:O	2:B:583:HOH:O	2.21	0.46
1:B:150:TYR:CD2	2:B:652:HOH:O	2.35	0.46
1:A:35:ARG:HG3	1:A:314:LYS:NZ	2.30	0.46
1:A:384:LYS:HE3	1:A:384:LYS:CA	2.45	0.46
1:A:44:ILE:N	1:A:44:ILE:HD12	2.31	0.46
1:B:144:HIS:HA	1:B:147:VAL:CG2	2.46	0.46
1:A:25:GLU:HG2	1:A:163:SER:HB3	1.98	0.46
1:A:200:MET:HG2	1:A:205:LEU:HD23	1.96	0.46
1:A:322:LYS:O	1:A:328:LYS:HA	2.16	0.46
1:A:134:MET:HG3	1:A:160:PHE:CZ	2.50	0.46
1:A:399:GLU:OE2	1:A:426:GLY:HA2	2.15	0.46
1:B:240:LYS:HG2	2:B:546:HOH:O	2.16	0.46

Continued on next page...

Continued from previous page...

Atom-1	Atom-2	Interatomic distance (Å)	Clash overlap (Å)
1:B:320:ASN:N	1:B:321:PRO:CD	2.78	0.46
1:A:276:PRO:HB2	1:A:279:HIS:CD2	2.46	0.46
1:A:267:VAL:HG22	1:A:340:ILE:CD1	2.46	0.46
1:B:135:ASN:HB3	1:B:139:THR:OG1	2.16	0.46
1:B:254:ASP:OD2	1:B:353:ARG:NH1	2.43	0.46
1:B:315:MET:CG	1:B:338:ALA:HB3	2.44	0.46
1:B:388:ASN:OD1	1:B:389:PRO:HD2	2.15	0.46
1:B:86:ASN:OD1	1:B:100:SER:HB3	2.16	0.46
1:A:9:PRO:O	1:A:12:LYS:HB3	2.15	0.46
1:B:330:LEU:HD22	1:B:332:LEU:HG	1.98	0.46
1:A:104:VAL:CG1	1:A:105:ARG:H	2.28	0.46
1:A:136:SER:CB	1:A:162:GLN:NE2	2.73	0.46
1:B:146:ILE:HG23	1:B:149:LYS:HD2	1.97	0.46
1:A:8:LEU:N	1:A:8:LEU:HD23	2.31	0.46
1:A:428:VAL:HG22	1:A:444:ALA:HB2	1.98	0.46
1:B:111:LEU:HD23	1:B:111:LEU:HA	1.79	0.46
1:B:393:SER:HB2	1:B:421:SER:HB2	1.98	0.46
1:B:74:LYS:HG2	1:B:125:TYR:HB3	1.97	0.46
1:A:99:LYS:HZ3	1:A:360:LYS:HA	1.80	0.46
1:A:32:LEU:HD22	1:A:165:TYR:HE2	1.81	0.46
1:A:421:SER:OG	1:A:439:LYS:HG2	2.16	0.46
1:A:384:LYS:HA	1:A:384:LYS:CE	2.46	0.46
1:A:97:GLY:HA2	2:A:556:HOH:O	2.16	0.46
1:B:250:LYS:HE2	1:B:254:ASP:O	2.16	0.46
1:B:412:SER:HG	1:B:433:SER:H	1.61	0.46
1:A:81:VAL:CA	1:A:130:PRO:HG2	2.33	0.46
1:B:150:TYR:C	1:B:152:ASN:H	2.18	0.46
1:B:250:LYS:CG	1:B:292:PHE:HD2	2.29	0.46
1:B:320:ASN:HD22	1:B:333:GLU:CD	2.18	0.46
1:B:359:VAL:C	1:B:360:LYS:HD2	2.36	0.46
1:A:80:LEU:HA	1:A:215:TYR:O	2.15	0.46
1:B:48:LYS:HZ1	1:B:264:GLU:CG	2.28	0.46
1:A:99:LYS:C	1:A:99:LYS:HD3	2.36	0.46
1:A:73:THR:O	1:A:230:LEU:HD13	2.15	0.46
1:A:300:ASN:ND2	2:A:558:HOH:O	2.48	0.46
1:A:45:GLU:OE1	1:A:45:GLU:HA	2.16	0.46
1:B:80:LEU:HD13	1:B:233:LEU:HD22	1.98	0.46
1:B:371:ASP:OD1	1:B:416:ILE:N	2.46	0.46
1:B:84:LYS:HG3	1:B:114:ILE:HG21	1.98	0.46
1:A:160:PHE:CE1	1:A:198:ALA:HB1	2.50	0.46
1:B:113:LEU:HD22	1:B:378:GLY:O	2.16	0.46

Continued on next page...

Continued from previous page...

Atom-1	Atom-2	Interatomic distance (Å)	Clash overlap (Å)
1:B:117:GLN:NE2	1:B:378:GLY:O	2.42	0.46
1:A:200:MET:CB	1:A:308:VAL:HG11	2.46	0.46
1:B:360:LYS:O	1:B:361:ALA:HB2	2.16	0.46
1:A:197:PRO:HG2	1:A:198:ALA:H	1.80	0.46
1:A:113:LEU:HD13	1:A:380:VAL:CG2	2.46	0.46
1:B:216:VAL:HG22	1:B:217:PHE:N	2.31	0.46
1:A:166:PRO:HB2	1:A:177:PRO:CD	2.41	0.46
1:A:166:PRO:HB3	1:A:177:PRO:HG2	1.96	0.46
1:B:21:MET:SD	1:B:166:PRO:HD3	2.56	0.46
1:B:236:LEU:CD2	1:B:244:CYS:HB2	2.46	0.46
1:B:78:ASP:O	1:B:213:LYS:HD3	2.15	0.46
1:B:115:VAL:HG22	1:B:131:LEU:CD2	2.46	0.46
1:B:14:ALA:HB1	1:B:178:SER:CB	2.46	0.46
1:B:80:LEU:HG	1:B:81:VAL:O	2.16	0.46
1:A:15:VAL:HG21	1:A:30:ILE:HD11	1.98	0.46
1:A:89:LEU:CD1	1:A:138:ASN:HB3	2.46	0.46
1:B:233:LEU:CA	1:B:236:LEU:HG	2.46	0.46
1:B:272:ILE:O	1:B:272:ILE:CG1	2.63	0.46
1:B:82:VAL:HG13	2:B:473:HOH:O	2.14	0.46
1:A:359:VAL:HA	1:A:364:ASP:HB2	1.97	0.46
1:B:45:GLU:N	1:B:263:TYR:OH	2.49	0.46
1:A:142:ASP:O	1:A:145:LYS:HG3	2.16	0.46
1:A:235:HIS:CE1	1:A:239:ASN:ND2	2.83	0.46
1:A:245:MET:SD	1:A:293:ASN:HB2	2.56	0.45
1:B:81:VAL:CG1	1:B:130:PRO:HG2	2.43	0.45
1:B:227:ILE:CG1	1:B:228:VAL:N	2.79	0.45
1:B:236:LEU:CD2	1:B:244:CYS:HB2	2.47	0.45
1:B:35:ARG:HE	1:B:314:LYS:HD3	1.81	0.45
1:B:362:SER:HB2	1:B:406:PHE:CD1	2.51	0.45
1:A:102:ILE:CG2	1:A:103:GLU:N	2.77	0.45
1:A:115:VAL:HG21	1:A:150:TYR:CD2	2.51	0.45
1:B:266:LYS:HB2	2:B:599:HOH:O	2.17	0.45
1:B:308:VAL:HG22	1:B:313:LEU:HD12	1.97	0.45
1:A:200:MET:C	1:A:200:MET:SD	2.95	0.45
1:A:294:THR:CB	1:A:296:ASN:HD22	2.28	0.45
1:B:176:TRP:N	1:B:177:PRO:CD	2.79	0.45
1:B:317:ILE:O	1:B:319:PRO:HD3	2.15	0.45
1:B:32:LEU:HB3	2:B:683:HOH:O	2.15	0.45
1:A:374:THR:HG23	1:A:381:THR:HB	1.97	0.45
1:A:49:ILE:HG23	1:A:261:ILE:CB	2.41	0.45
1:B:29:PHE:CD1	1:B:165:TYR:HB3	2.50	0.45

Continued on next page...

Continued from previous page...

Atom-1	Atom-2	Interatomic distance (Å)	Clash overlap (Å)
1:B:368:VAL:O	1:B:368:VAL:HG12	2.16	0.45
1:A:461:LYS:HE3	1:A:463:ILE:HG12	1.98	0.45
1:B:56:ILE:HG13	2:B:610:HOH:O	2.16	0.45
1:B:83:LEU:HD23	1:B:83:LEU:C	2.36	0.45
1:A:10:GLN:HB2	2:A:553:HOH:O	2.15	0.45
1:A:115:VAL:HG21	1:A:150:TYR:CD2	2.51	0.45
1:B:245:MET:SD	1:B:293:ASN:HB3	2.57	0.45
1:B:243:TYR:HB3	1:B:346:ALA:HB1	1.98	0.45
1:A:124:LYS:HE3	1:A:125:TYR:CE1	2.52	0.45
1:A:442:VAL:HG11	1:A:452:ILE:CD1	2.40	0.45
1:B:301:LEU:O	1:B:304:ILE:N	2.49	0.45
1:A:321:PRO:HA	1:A:329:VAL:O	2.16	0.45
1:A:439:LYS:HD2	1:A:440:VAL:N	2.30	0.45
1:A:87:GLY:HA2	1:A:136:SER:N	2.31	0.45
1:A:357:LEU:HD12	2:A:574:HOH:O	2.17	0.45
1:A:98:PRO:O	1:A:101:VAL:HG22	2.16	0.45
1:B:307:LEU:CD2	1:B:312:ALA:HB3	2.46	0.45
1:B:18:LEU:HD13	1:B:187:TRP:HH2	1.79	0.45
1:A:269:LEU:HB2	1:A:337:GLY:O	2.16	0.45
1:A:63:MET:SD	1:A:231:THR:HG22	2.56	0.45
1:B:133:LEU:HD12	1:B:159:THR:CG2	2.46	0.45
1:A:80:LEU:HD12	1:A:215:TYR:O	2.17	0.45
1:A:384:LYS:CE	1:A:384:LYS:HA	2.45	0.45
1:A:445:LYS:HB2	2:A:588:HOH:O	2.17	0.45
1:B:224:LEU:HB2	1:B:357:LEU:HD22	1.97	0.45
1:B:222:ASP:OD1	1:B:360:LYS:HE3	2.16	0.45
1:B:44:ILE:HG23	1:B:44:ILE:O	2.17	0.45
1:A:35:ARG:CB	1:A:314:LYS:NZ	2.79	0.45
1:B:267:VAL:O	1:B:341:ARG:HA	2.16	0.45
1:A:255:VAL:HG12	1:A:286:ILE:CG2	2.46	0.45
1:B:259:THR:OG1	1:B:291:ILE:HG13	2.16	0.45
1:B:176:TRP:CZ3	1:B:329:VAL:HG11	2.52	0.45
1:A:114:ILE:O	1:A:114:ILE:HG22	2.16	0.45
1:A:416:ILE:HB	1:A:419:LEU:HB3	1.97	0.45
1:A:416:ILE:CG2	1:A:419:LEU:HD22	2.46	0.45
1:B:454:ASP:O	1:B:455:ARG:HB2	2.16	0.45
1:B:9:PRO:C	1:B:11:LEU:H	2.19	0.45
1:B:135:ASN:HB2	1:B:161:ASN:HA	1.98	0.45
1:B:165:TYR:HB2	1:B:188:TYR:CE2	2.51	0.45
1:B:322:LYS:HD2	2:B:694:HOH:O	2.15	0.45
1:B:405:THR:HG22	2:B:565:HOH:O	2.17	0.45

Continued on next page...

Continued from previous page...

Atom-1	Atom-2	Interatomic distance (Å)	Clash overlap (Å)
1:A:160:PHE:C	1:A:160:PHE:CD1	2.89	0.45
1:B:142:ASP:O	1:B:146:ILE:HG13	2.16	0.45
1:A:116:ILE:O	1:A:120:ASN:ND2	2.50	0.45
1:A:35:ARG:CG	1:A:314:LYS:HE2	2.38	0.45
1:B:74:LYS:HD3	1:B:74:LYS:C	2.37	0.45
1:B:74:LYS:O	1:B:74:LYS:HD3	2.16	0.45
1:A:55:GLU:CA	1:A:55:GLU:OE2	2.65	0.45
1:B:332:LEU:CD1	2:B:683:HOH:O	2.62	0.45
1:B:382:ARG:NH1	1:B:382:ARG:HG3	2.31	0.45
1:B:366:LEU:CD1	1:B:394:ILE:HG21	2.41	0.45
1:A:44:ILE:HG23	1:A:263:TYR:CE1	2.51	0.45
1:A:245:MET:O	1:A:348:GLY:HA2	2.15	0.45
1:B:403:VAL:O	1:B:406:PHE:HB3	2.16	0.45
1:A:442:VAL:CG2	1:A:452:ILE:HD11	2.46	0.45
1:B:128:LYS:HD3	2:B:552:HOH:O	2.16	0.45
1:B:247:VAL:HG21	1:B:291:ILE:HD12	1.98	0.45
1:A:192:HIS:C	1:A:194:ASP:N	2.67	0.45
1:B:359:VAL:HA	1:B:364:ASP:HB3	1.97	0.45
1:A:314:LYS:HD2	1:A:314:LYS:HA	1.66	0.45
1:B:299:VAL:HB	1:B:304:ILE:HD11	1.99	0.45
1:A:433:SER:CB	1:A:455:ARG:HG2	2.46	0.45
1:B:184:LYS:NZ	2:B:657:HOH:O	2.28	0.45
1:B:232:ILE:O	1:B:236:LEU:HG	2.16	0.45
1:B:336:ALA:C	1:B:338:ALA:N	2.70	0.45
1:B:383:ASN:O	1:B:386:ARG:HB3	2.16	0.45
1:B:69:ASP:OD2	1:B:71:ALA:HB3	2.16	0.45
1:B:268:GLN:NE2	2:B:599:HOH:O	2.50	0.45
1:B:420:ASP:OD2	1:B:438:GLY:HA2	2.16	0.45
1:B:437:LYS:HB2	1:B:459:GLU:HG3	1.99	0.45
1:B:108:LEU:HD12	1:B:375:LEU:CD2	2.47	0.45
1:A:353:ARG:HB3	2:A:621:HOH:O	2.16	0.45
1:B:60:TYR:HE1	1:B:232:ILE:HG13	1.80	0.45
1:A:175:PRO:O	1:A:178:SER:N	2.50	0.45
1:A:371:ASP:CG	1:A:417:VAL:HG23	2.37	0.45
1:B:259:THR:O	1:B:269:LEU:HD12	2.16	0.45
1:A:197:PRO:O	1:A:200:MET:N	2.50	0.45
1:A:444:ALA:HA	1:A:450:LEU:CD1	2.47	0.45
1:A:80:LEU:HD12	1:A:81:VAL:H	1.80	0.45
1:A:84:LYS:HB2	1:A:133:LEU:CD2	2.46	0.45
1:A:236:LEU:HA	1:A:241:ASN:OD1	2.16	0.45
1:A:409:ARG:HH12	1:A:428:VAL:N	2.15	0.45

Continued on next page...

Continued from previous page...

Atom-1	Atom-2	Interatomic distance (Å)	Clash overlap (Å)
1:B:101:VAL:HG22	2:B:512:HOH:O	2.16	0.45
1:A:195:VAL:HG13	1:A:196:PHE:N	2.32	0.45
1:A:255:VAL:HG22	2:A:607:HOH:O	2.15	0.45
1:A:241:ASN:ND2	1:A:345:ASN:ND2	2.65	0.45
1:B:32:LEU:CB	2:B:685:HOH:O	2.61	0.45
1:A:200:MET:HA	1:A:205:LEU:CB	2.46	0.45
1:B:379:PHE:O	1:B:381:THR:N	2.50	0.45
1:B:417:VAL:HG22	2:B:609:HOH:O	2.16	0.45
1:A:165:TYR:CE2	1:A:190:PRO:HG3	2.51	0.45
1:B:109:THR:O	1:B:113:LEU:HG	2.17	0.45
1:B:217:PHE:HD1	1:B:297:LEU:O	1.99	0.45
1:A:74:LYS:NZ	1:A:78:ASP:OD2	2.44	0.45
1:B:335:ALA:N	2:B:492:HOH:O	2.50	0.45
1:B:365:LEU:O	1:B:369:GLN:HG3	2.17	0.45
1:B:66:VAL:HG12	1:B:67:SER:N	2.31	0.45
1:A:340:ILE:HG12	1:A:346:ALA:HB1	1.97	0.45
1:A:444:ALA:HA	1:A:450:LEU:HD12	1.98	0.45
1:A:366:LEU:O	1:A:370:SER:HB3	2.16	0.45
1:A:415:SER:OG	2:A:486:HOH:O	2.21	0.45
1:B:32:LEU:HD11	1:B:317:ILE:CD1	2.46	0.45
1:A:164:LYS:HB3	2:A:524:HOH:O	2.17	0.45
1:A:194:ASP:O	1:A:195:VAL:C	2.54	0.45
1:B:99:LYS:HD2	1:B:99:LYS:O	2.17	0.45
1:A:246:GLU:HB2	1:A:296:ASN:HB2	1.99	0.45
1:A:418:GLU:HB2	1:A:437:LYS:HG2	1.98	0.45
1:A:74:LYS:O	1:A:78:ASP:OD1	2.35	0.45
1:B:80:LEU:HD22	1:B:233:LEU:HD22	1.98	0.45
1:A:136:SER:HB2	1:A:189:PRO:HG2	1.98	0.45
1:A:33:VAL:O	1:A:36:TYR:HB3	2.16	0.45
1:B:398:PRO:HA	1:B:401:LYS:HG3	1.99	0.45
1:B:109:THR:O	1:B:113:LEU:HG	2.17	0.45
1:B:164:LYS:CD	1:B:164:LYS:O	2.59	0.45
1:B:357:LEU:HD23	1:B:357:LEU:O	2.14	0.45
1:B:358:PRO:HB2	1:B:360:LYS:CD	2.30	0.45
1:B:270:LEU:HA	2:B:493:HOH:O	2.17	0.45
1:B:358:PRO:HB2	1:B:360:LYS:HD3	1.98	0.45
1:A:455:ARG:NH1	1:A:455:ARG:HB3	2.32	0.45
1:B:321:PRO:O	1:B:322:LYS:CB	2.58	0.45
1:A:203:GLY:HA2	2:A:488:HOH:O	2.17	0.45
1:A:464:ASN:ND2	2:A:541:HOH:O	2.49	0.45
1:A:146:ILE:O	1:A:149:LYS:HG2	2.17	0.45

Continued on next page...

Continued from previous page...

Atom-1	Atom-2	Interatomic distance (Å)	Clash overlap (Å)
1:B:209:LEU:HD21	1:B:301:LEU:HB2	1.99	0.45
1:B:132:VAL:HG22	1:B:158:HIS:CD2	2.51	0.45
1:B:293:ASN:HD22	1:B:294:THR:N	2.14	0.45
1:B:9:PRO:C	1:B:11:LEU:N	2.70	0.45
1:B:267:VAL:CG1	2:B:568:HOH:O	2.62	0.45
1:A:7:ASN:HB3	2:A:554:HOH:O	2.16	0.45
1:B:153:SER:HB2	1:B:155:VAL:CG1	2.46	0.45
1:B:282:GLU:O	1:B:285:SER:HB3	2.16	0.45
1:A:136:SER:HB2	1:A:189:PRO:CG	2.46	0.45
1:B:135:ASN:HD21	1:B:159:THR:HB	1.82	0.45
1:B:340:ILE:HG13	1:B:346:ALA:HB1	1.97	0.45
1:A:124:LYS:NZ	2:A:641:HOH:O	2.48	0.45
1:A:295:ASN:HB2	2:A:482:HOH:O	2.16	0.45
1:B:140:HIS:O	1:B:144:HIS:HB2	2.17	0.45
1:B:162:GLN:OE1	1:B:194:ASP:HB3	2.17	0.45
1:A:50:GLN:HB2	1:A:262:SER:O	2.17	0.45
1:B:146:ILE:O	1:B:146:ILE:CG2	2.64	0.45
1:B:242:GLU:HG3	1:B:344:ASP:O	2.17	0.45
1:B:36:TYR:HB2	1:B:332:LEU:HD13	1.99	0.45
1:A:234:LYS:NZ	1:A:238:GLN:NE2	2.65	0.45
1:A:275:VAL:HA	1:A:276:PRO:HD3	1.87	0.45
1:A:109:THR:H	1:A:112:ASP:CG	2.20	0.45
1:B:247:VAL:CG2	1:B:291:ILE:HD13	2.46	0.45
1:B:371:ASP:OD2	1:B:417:VAL:HB	2.17	0.45
1:B:196:PHE:HB2	1:B:197:PRO:CD	2.47	0.44
1:A:104:VAL:CG1	1:A:105:ARG:N	2.77	0.44
1:B:200:MET:HE1	1:B:309:GLU:OE1	2.16	0.44
1:A:464:ASN:ND2	2:A:542:HOH:O	2.49	0.44
1:B:349:VAL:HG13	1:B:349:VAL:O	2.17	0.44
1:A:215:TYR:HA	1:A:299:VAL:O	2.18	0.44
1:A:44:ILE:HB	2:A:595:HOH:O	2.17	0.44
1:A:232:ILE:O	1:A:236:LEU:HG	2.17	0.44
1:B:128:LYS:HD3	2:B:552:HOH:O	2.17	0.44
1:B:306:LYS:O	1:B:310:ALA:N	2.50	0.44
1:A:131:LEU:O	1:A:157:ILE:HA	2.18	0.44
1:A:384:LYS:C	1:A:386:ARG:N	2.70	0.44
1:A:23:GLU:HG2	2:A:543:HOH:O	2.17	0.44
1:A:439:LYS:HD2	2:A:581:HOH:O	2.18	0.44
1:A:64:THR:CG2	1:A:65:PRO:HD2	2.48	0.44
1:A:306:LYS:HB3	1:A:306:LYS:HE2	1.78	0.44
1:A:410:PHE:CD1	1:A:414:PRO:HD3	2.52	0.44

Continued on next page...

Continued from previous page...

Atom-1	Atom-2	Interatomic distance (Å)	Clash overlap (Å)
1:B:132:VAL:HG13	1:B:158:HIS:HB2	1.99	0.44
1:B:330:LEU:HD23	1:B:331:GLN:H	1.75	0.44
1:B:357:LEU:CD2	1:B:357:LEU:O	2.65	0.44
1:B:414:PRO:HB3	1:B:436:LEU:HG	1.99	0.44
1:B:57:VAL:HG21	1:B:291:ILE:HD11	1.99	0.44
1:A:104:VAL:CG1	1:A:105:ARG:N	2.79	0.44
1:B:415:SER:HB3	1:B:435:VAL:HG13	1.99	0.44
1:A:332:LEU:N	1:A:332:LEU:CD1	2.79	0.44
1:B:320:ASN:ND2	1:B:333:GLU:OE1	2.46	0.44
1:B:36:TYR:O	1:B:37:LEU:HD23	2.17	0.44
1:A:455:ARG:HD2	2:A:628:HOH:O	2.17	0.44
1:B:181:LYS:HE3	1:B:185:GLU:HB2	2.00	0.44
1:B:236:LEU:HD11	1:B:244:CYS:SG	2.57	0.44
1:B:291:ILE:CG2	1:B:350:ASN:HD21	2.31	0.44
1:A:77:LEU:HD22	1:A:121:LEU:HD21	1.98	0.44
1:B:357:LEU:HD23	1:B:357:LEU:O	2.18	0.44
1:B:46:TRP:CZ3	1:B:275:VAL:HG13	2.52	0.44
1:A:12:LYS:HG3	1:A:30:ILE:HG13	1.99	0.44
1:B:167:ARG:NE	1:B:331:GLN:OE1	2.45	0.44
1:B:33:VAL:HG13	1:B:173:PHE:HZ	1.83	0.44
1:B:382:ARG:NH2	1:B:388:ASN:O	2.49	0.44
1:B:151:THR:O	1:B:151:THR:HG22	2.17	0.44
1:B:249:PRO:HD2	1:B:351:VAL:O	2.17	0.44
1:A:169:VAL:O	1:A:173:PHE:HA	2.16	0.44
1:A:274:GLN:NE2	1:A:316:GLU:HG2	2.32	0.44
1:B:181:LYS:HE3	1:B:185:GLU:HB2	2.00	0.44
1:B:91:THR:HA	1:B:95:CYS:O	2.17	0.44
1:B:77:LEU:HD22	1:B:121:LEU:CD2	2.44	0.44
1:A:349:VAL:O	1:A:349:VAL:HG13	2.18	0.44
1:B:115:VAL:HG13	1:B:155:VAL:HG11	1.99	0.44
1:A:104:VAL:HG11	1:A:113:LEU:CD1	2.46	0.44
1:A:362:SER:HA	1:A:365:LEU:HB2	1.98	0.44
1:B:76:LEU:CD2	1:B:237:ILE:HD12	2.47	0.44
1:A:204:LYS:O	1:A:207:THR:HB	2.17	0.44
1:A:36:TYR:C	1:A:38:SER:N	2.69	0.44
1:A:349:VAL:O	1:A:349:VAL:HG13	2.17	0.44
1:B:233:LEU:HA	1:B:236:LEU:CG	2.48	0.44
1:B:250:LYS:NZ	2:B:588:HOH:O	2.38	0.44
2:A:539:HOH:O	1:B:287:GLU:HB2	2.16	0.44
1:A:136:SER:C	1:A:161:ASN:OD1	2.56	0.44
1:B:168:VAL:HG11	1:B:173:PHE:CZ	2.52	0.44

Continued on next page...

Continued from previous page...

Atom-1	Atom-2	Interatomic distance (Å)	Clash overlap (Å)
1:B:32:LEU:HB3	2:B:682:HOH:O	2.18	0.44
1:A:220:ASN:HB3	2:A:627:HOH:O	2.17	0.44
1:B:270:LEU:HD21	1:B:275:VAL:HG22	1.98	0.44
1:B:32:LEU:HB3	2:B:682:HOH:O	2.18	0.44
1:A:235:HIS:CE1	1:A:239:ASN:HD22	2.35	0.44
1:A:256:LYS:HG2	1:A:284:LYS:HD3	1.99	0.44
1:A:453:PRO:O	1:A:456:ALA:CB	2.64	0.44
1:A:8:LEU:N	1:A:9:PRO:CD	2.81	0.44
1:A:305:LYS:HZ2	1:A:309:GLU:CD	2.20	0.44
1:A:371:ASP:OD1	1:A:417:VAL:HG23	2.17	0.44
1:B:20:GLU:HG2	2:B:564:HOH:O	2.16	0.44
1:B:461:LYS:NZ	1:B:468:ASP:HB3	2.33	0.44
1:B:80:LEU:HG	1:B:81:VAL:N	2.33	0.44
1:A:249:PRO:HD3	1:A:350:ASN:OD1	2.16	0.44
1:A:283:PHE:HA	1:A:289:PHE:CE2	2.53	0.44
1:B:246:GLU:OE1	1:B:355:ARG:NH1	2.47	0.44
1:B:442:VAL:HG13	1:B:463:ILE:HB	1.99	0.44
1:A:80:LEU:HD12	1:A:215:TYR:O	2.18	0.44
1:A:243:TYR:HD2	1:A:244:CYS:N	2.16	0.44
1:A:29:PHE:O	1:A:33:VAL:HG23	2.18	0.44
1:A:392:PRO:CB	1:A:419:LEU:CD2	2.96	0.44
1:B:158:HIS:N	1:B:158:HIS:CD2	2.85	0.44
1:B:176:TRP:CE3	1:B:181:LYS:HG2	2.52	0.44
1:B:134:MET:HG3	1:B:160:PHE:CE1	2.53	0.44
1:B:242:GLU:HG3	1:B:344:ASP:O	2.18	0.44
1:B:382:ARG:NH1	1:B:382:ARG:HG3	2.32	0.44
1:A:245:MET:HB3	1:A:260:LEU:HD11	2.00	0.44
1:B:150:TYR:HE1	2:B:664:HOH:O	1.99	0.44
1:A:246:GLU:OE2	1:A:355:ARG:NH1	2.43	0.44
1:A:314:LYS:HD2	1:A:317:ILE:HD11	2.00	0.44
1:A:384:LYS:HA	1:A:384:LYS:NZ	2.30	0.44
1:B:279:HIS:HA	2:B:649:HOH:O	2.17	0.44
1:A:22:SER:OG	1:A:25:GLU:HG3	2.17	0.44
1:A:294:THR:OG1	1:A:296:ASN:HB2	2.17	0.44
1:B:102:ILE:O	1:B:109:THR:HB	2.18	0.44
1:B:74:LYS:NZ	1:B:78:ASP:OD1	2.47	0.44
1:B:77:LEU:C	1:B:79:LYS:H	2.20	0.44
1:A:462:ASN:O	1:A:463:ILE:HG13	2.18	0.44
1:B:233:LEU:HB2	1:B:298:TRP:CZ3	2.53	0.44
1:A:133:LEU:O	1:A:159:THR:HA	2.17	0.44
1:A:163:SER:OG	1:A:194:ASP:OD1	2.34	0.44

Continued on next page...

Continued from previous page...

Atom-1	Atom-2	Interatomic distance (Å)	Clash overlap (Å)
1:A:437:LYS:HB2	1:A:459:GLU:HB2	1.99	0.44
1:A:107:GLY:CA	2:A:516:HOH:O	2.65	0.44
1:A:363:SER:CB	1:A:394:ILE:HG22	2.48	0.44
1:A:399:GLU:HB3	1:A:409:ARG:CZ	2.47	0.44
1:A:87:GLY:HA2	1:A:136:SER:H	1.82	0.44
1:B:422:LEU:HA	1:B:440:VAL:O	2.18	0.44
1:A:255:VAL:HG23	1:A:256:LYS:N	2.32	0.44
1:A:431:GLY:HA3	1:A:454:ASP:OD1	2.17	0.44
1:B:32:LEU:HD11	1:B:317:ILE:HD12	1.99	0.44
1:A:149:LYS:O	2:A:614:HOH:O	2.21	0.44
1:B:255:VAL:HG13	1:B:284:LYS:O	2.17	0.44
1:B:250:LYS:HG3	1:B:292:PHE:HB3	2.00	0.44
1:A:177:PRO:O	1:A:179:LYS:N	2.51	0.44
1:B:104:VAL:HG22	1:B:110:PHE:CZ	2.53	0.44
1:A:255:VAL:HG23	1:A:256:LYS:HG3	2.00	0.44
1:A:256:LYS:HE2	1:A:284:LYS:HD3	1.98	0.44
1:A:8:LEU:H	1:A:9:PRO:CD	2.31	0.44
1:B:81:VAL:HA	1:B:130:PRO:HG2	1.98	0.44
1:A:236:LEU:CB	1:A:241:ASN:HB2	2.48	0.44
1:A:411:LYS:HD2	1:A:431:GLY:CA	2.48	0.44
1:A:77:LEU:HG	1:A:230:LEU:CD1	2.44	0.44
1:A:104:VAL:HG12	1:A:108:LEU:O	2.18	0.44
1:B:167:ARG:HD2	1:B:185:GLU:O	2.17	0.44
1:B:210:SER:C	1:B:212:GLY:N	2.71	0.44
1:A:445:LYS:HD2	2:A:588:HOH:O	2.17	0.44
1:B:10:GLN:HE21	1:B:13:SER:CB	2.31	0.44
1:B:375:LEU:HD12	1:B:380:VAL:HA	2.00	0.44
1:A:196:PHE:HB2	1:A:197:PRO:CD	2.48	0.44
1:A:382:ARG:HH22	1:A:390:SER:C	2.21	0.44
1:A:8:LEU:C	1:A:8:LEU:HD12	2.38	0.44
1:A:165:TYR:HB2	1:A:188:TYR:CZ	2.53	0.44
1:A:63:MET:HG2	1:A:235:HIS:CD2	2.53	0.44
1:A:213:LYS:NZ	2:A:526:HOH:O	2.50	0.44
1:A:158:HIS:HD2	1:A:204:LYS:HE3	1.79	0.44
1:B:137:PHE:CE1	1:B:138:ASN:ND2	2.86	0.44
1:B:181:LYS:HE2	1:B:185:GLU:HB2	2.00	0.44
1:B:54:ASP:OD2	2:B:572:HOH:O	2.21	0.44
1:A:365:LEU:HD23	1:A:365:LEU:HA	1.75	0.44
1:B:53:THR:C	1:B:55:GLU:N	2.71	0.44
1:A:107:GLY:N	2:A:516:HOH:O	2.47	0.44
1:B:68:GLN:NE2	2:B:687:HOH:O	2.41	0.44

Continued on next page...

Continued from previous page...

Atom-1	Atom-2	Interatomic distance (Å)	Clash overlap (Å)
1:B:427:ASP:HB3	1:B:448:VAL:O	2.18	0.44
1:B:8:LEU:HA	2:B:696:HOH:O	2.18	0.44
1:B:94:GLY:HA3	1:B:402:LYS:HG2	1.99	0.44
1:B:176:TRP:CE3	1:B:181:LYS:HG2	2.53	0.44
1:B:268:GLN:CG	2:B:599:HOH:O	2.66	0.44
1:B:286:ILE:O	1:B:290:LYS:HG2	2.18	0.44
1:B:110:PHE:CZ	1:B:359:VAL:HG21	2.52	0.44
1:A:119:GLU:HG3	1:A:154:ASN:CA	2.48	0.44
1:A:79:LYS:HD3	1:A:214:GLU:OE1	2.18	0.44
1:B:236:LEU:CD2	1:B:244:CYS:SG	3.06	0.44
1:B:270:LEU:HG	1:B:283:PHE:CE1	2.53	0.44
1:B:33:VAL:N	2:B:683:HOH:O	2.49	0.44
1:B:58:VAL:HB	1:B:348:GLY:O	2.18	0.44
1:A:71:ALA:O	1:A:75:ASN:ND2	2.51	0.44
1:A:77:LEU:HD13	1:A:127:CYS:SG	2.58	0.44
1:B:227:ILE:O	1:B:228:VAL:C	2.56	0.44
1:B:227:ILE:HD13	1:B:379:PHE:CE1	2.53	0.44
1:B:57:VAL:HG11	1:B:291:ILE:CD1	2.44	0.44
1:B:233:LEU:O	1:B:236:LEU:HG	2.17	0.44
1:B:382:ARG:CZ	1:B:386:ARG:HG2	2.48	0.44
1:A:172:GLU:HB2	1:A:174:VAL:HG13	2.00	0.44
1:A:84:LYS:HE3	1:A:114:ILE:HG23	2.00	0.44
1:A:6:GLU:O	1:A:7:ASN:HB2	2.18	0.43
1:B:81:VAL:CG2	1:B:130:PRO:HG2	2.44	0.43
1:A:243:TYR:CD2	1:A:340:ILE:HG13	2.53	0.43
1:B:252:LEU:HA	1:B:255:VAL:HG23	2.00	0.43
1:A:384:LYS:HA	1:A:384:LYS:HE3	1.98	0.43
1:A:50:GLN:HB2	1:A:262:SER:HB3	2.00	0.43
1:A:31:SER:O	1:A:35:ARG:HG2	2.18	0.43
1:B:242:GLU:CB	1:B:343:PHE:HD1	2.30	0.43
1:A:461:LYS:HZ2	1:A:468:ASP:HB3	1.83	0.43
1:A:244:CYS:SG	1:A:349:VAL:HG12	2.58	0.43
1:B:347:ILE:H	1:B:347:ILE:HD13	1.83	0.43
1:A:86:ASN:N	1:A:134:MET:O	2.51	0.43
1:A:303:ALA:O	1:A:306:LYS:N	2.51	0.43
1:A:330:LEU:C	1:A:330:LEU:CD2	2.86	0.43
1:A:366:LEU:HD23	1:A:366:LEU:C	2.38	0.43
1:B:128:LYS:HD2	2:B:669:HOH:O	2.16	0.43
1:B:278:GLU:HG3	1:B:279:HIS:CE1	2.53	0.43
1:B:301:LEU:O	1:B:304:ILE:HB	2.17	0.43
1:B:438:GLY:HA3	1:B:460:ASN:OD1	2.18	0.43

Continued on next page...

Continued from previous page...

Atom-1	Atom-2	Interatomic distance (Å)	Clash overlap (Å)
1:A:439:LYS:HE2	2:A:527:HOH:O	2.17	0.43
1:B:214:GLU:O	1:B:300:ASN:ND2	2.51	0.43
1:B:364:ASP:O	1:B:368:VAL:HB	2.18	0.43
1:A:28:GLY:C	1:A:30:ILE:H	2.21	0.43
1:B:365:LEU:HB3	1:B:369:GLN:CD	2.39	0.43
1:B:434:ILE:CG2	1:B:435:VAL:N	2.81	0.43
1:A:11:LEU:CD1	1:A:173:PHE:HD2	2.31	0.43
1:A:366:LEU:HD23	1:A:366:LEU:O	2.18	0.43
1:A:382:ARG:HH12	1:A:389:PRO:HA	1.83	0.43
1:A:8:LEU:H	1:A:8:LEU:HD23	1.83	0.43
1:B:105:ARG:HG3	1:B:106:ASP:CG	2.39	0.43
1:B:291:ILE:HD12	1:B:291:ILE:C	2.36	0.43
1:B:299:VAL:HB	1:B:304:ILE:HD11	2.01	0.43
1:A:122:ASN:HB3	1:A:127:CYS:O	2.18	0.43
1:A:139:THR:HA	2:A:483:HOH:O	2.17	0.43
1:B:177:PRO:C	1:B:179:LYS:N	2.72	0.43
1:B:353:ARG:HB2	2:B:475:HOH:O	2.18	0.43
1:B:437:LYS:HB2	1:B:459:GLU:CG	2.47	0.43
1:B:94:GLY:HA3	1:B:402:LYS:CG	2.46	0.43
1:B:284:LYS:HB2	1:B:284:LYS:HE3	1.63	0.43
1:B:351:VAL:HB	1:B:352:PRO:CD	2.47	0.43
1:B:22:SER:HB2	2:B:599:HOH:O	2.17	0.43
1:B:339:ALA:O	1:B:343:PHE:HD2	2.00	0.43
1:B:372:LEU:O	1:B:383:ASN:N	2.51	0.43
1:A:417:VAL:HG12	1:A:418:GLU:HG3	2.00	0.43
1:B:372:LEU:CD2	1:B:386:ARG:HD3	2.48	0.43
1:A:375:LEU:HD12	1:A:375:LEU:HA	1.89	0.43
1:B:133:LEU:HD23	1:B:133:LEU:N	2.33	0.43
1:B:242:GLU:OE1	2:B:562:HOH:O	2.21	0.43
1:B:252:LEU:HD23	1:B:252:LEU:HA	1.87	0.43
1:A:198:ALA:O	1:A:199:LEU:C	2.56	0.43
1:A:249:PRO:HA	1:A:290:LYS:O	2.18	0.43
1:A:459:GLU:HG2	2:A:617:HOH:O	2.18	0.43
1:B:375:LEU:N	1:B:375:LEU:CD1	2.81	0.43
1:A:308:VAL:CG2	1:A:313:LEU:HD12	2.49	0.43
1:A:255:VAL:CG2	1:A:284:LYS:HD2	2.47	0.43
1:B:372:LEU:O	1:B:372:LEU:HD22	2.17	0.43
1:B:439:LYS:O	1:B:460:ASN:HA	2.19	0.43
1:A:124:LYS:HE2	1:A:125:TYR:OH	2.18	0.43
1:A:169:VAL:HG12	1:A:171:ASP:OD1	2.17	0.43
1:B:307:LEU:HD13	1:B:313:LEU:CD2	2.46	0.43

Continued on next page...

Continued from previous page...

Atom-1	Atom-2	Interatomic distance (Å)	Clash overlap (Å)
1:A:168:VAL:HG13	1:A:174:VAL:N	2.33	0.43
1:A:200:MET:CG	1:A:205:LEU:HD13	2.48	0.43
1:A:384:LYS:HA	1:A:384:LYS:HE3	2.00	0.43
1:A:423:LYS:O	1:A:441:THR:HA	2.18	0.43
1:B:276:PRO:O	1:B:277:ASP:C	2.56	0.43
1:A:171:ASP:OD1	1:A:171:ASP:C	2.56	0.43
1:A:372:LEU:HD21	1:A:391:ASN:OD1	2.17	0.43
1:B:249:PRO:HD3	1:B:351:VAL:O	2.18	0.43
1:A:263:TYR:N	1:A:266:LYS:O	2.50	0.43
1:A:54:ASP:HA	1:A:57:VAL:O	2.19	0.43
1:B:291:ILE:C	1:B:291:ILE:HD12	2.39	0.43
1:B:363:SER:HB3	2:B:545:HOH:O	2.19	0.43
1:A:322:LYS:NZ	2:A:629:HOH:O	2.50	0.43
1:B:46:TRP:HZ2	1:B:282:GLU:HB3	1.83	0.43
1:B:77:LEU:O	1:B:79:LYS:N	2.51	0.43
1:A:115:VAL:HG21	1:A:150:TYR:CE1	2.53	0.43
1:A:6:GLU:O	1:A:7:ASN:HB2	2.18	0.43
1:B:416:ILE:O	1:B:416:ILE:HG13	2.18	0.43
1:B:104:VAL:CG1	1:B:368:VAL:HG11	2.49	0.43
1:A:275:VAL:HG21	1:A:283:PHE:CD1	2.54	0.43
1:B:165:TYR:CD2	1:B:190:PRO:HG2	2.53	0.43
1:B:216:VAL:HB	1:B:301:LEU:HD21	1.99	0.43
1:A:266:LYS:HE2	1:A:266:LYS:HA	2.00	0.43
1:A:105:ARG:HD2	1:A:375:LEU:HD11	2.00	0.43
1:B:181:LYS:HE3	1:B:183:ASP:OD1	2.18	0.43
1:B:11:LEU:HD12	1:B:173:PHE:HD2	1.83	0.43
1:A:115:VAL:HG11	1:A:150:TYR:HB3	2.01	0.43
1:B:382:ARG:HA	1:B:382:ARG:HD2	1.83	0.43
1:B:146:ILE:O	1:B:149:LYS:HG2	2.18	0.43
1:B:105:ARG:HD3	1:B:375:LEU:HB2	2.00	0.43
1:B:223:ASN:HB3	1:B:226:ALA:CB	2.48	0.43
1:B:140:HIS:CB	1:B:161:ASN:OD1	2.63	0.43
1:B:382:ARG:CZ	1:B:386:ARG:HG2	2.49	0.43
1:A:165:TYR:CD2	1:A:190:PRO:HG3	2.54	0.43
1:A:331:GLN:HA	2:A:533:HOH:O	2.17	0.43
1:A:445:LYS:HD2	2:A:589:HOH:O	2.19	0.43
1:B:29:PHE:CE2	1:B:166:PRO:HG2	2.53	0.43
1:B:295:ASN:ND2	1:B:297:LEU:HD11	2.33	0.43
1:B:322:LYS:HZ3	1:B:324:VAL:HG22	1.83	0.43
1:B:209:LEU:HD21	1:B:302:LYS:N	2.34	0.43
1:B:357:LEU:HD23	1:B:357:LEU:C	2.39	0.43

Continued on next page...

Continued from previous page...

Atom-1	Atom-2	Interatomic distance (Å)	Clash overlap (Å)
1:B:434:ILE:HB	2:B:495:HOH:O	2.18	0.43
1:B:135:ASN:HD22	1:B:135:ASN:N	2.17	0.43
1:A:197:PRO:O	1:A:201:ASN:N	2.41	0.43
1:A:250:LYS:HG3	1:A:254:ASP:HB2	2.01	0.43
1:A:418:GLU:CD	1:A:437:LYS:HE2	2.39	0.43
1:B:81:VAL:O	1:B:216:VAL:HA	2.18	0.43
1:A:205:LEU:O	1:A:209:LEU:HB2	2.19	0.43
1:A:415:SER:HB2	1:A:435:VAL:CG1	2.49	0.43
1:B:236:LEU:HD23	1:B:236:LEU:N	2.34	0.43
1:A:35:ARG:HG3	1:A:314:LYS:HZ3	1.84	0.43
1:A:195:VAL:O	1:A:199:LEU:HB2	2.18	0.43
1:A:236:LEU:HA	1:A:241:ASN:OD1	2.18	0.43
1:B:293:ASN:ND2	1:B:294:THR:N	2.67	0.43
1:B:250:LYS:HE2	1:B:257:GLY:H	1.83	0.43
1:B:63:MET:CE	1:B:349:VAL:HG21	2.49	0.43
1:B:63:MET:HE1	1:B:349:VAL:HG21	2.00	0.43
1:A:336:ALA:C	1:A:338:ALA:N	2.72	0.43
1:A:355:ARG:NH1	1:A:355:ARG:CG	2.64	0.43
1:A:422:LEU:N	2:A:582:HOH:O	2.51	0.43
1:B:9:PRO:C	1:B:11:LEU:N	2.71	0.43
1:A:268:GLN:NE2	1:A:341:ARG:HD2	2.34	0.43
1:A:105:ARG:CZ	1:A:374:THR:HA	2.49	0.43
1:B:386:ARG:HD2	1:B:417:VAL:O	2.17	0.43
1:A:9:PRO:HA	1:A:12:LYS:HB3	2.00	0.43
1:A:130:PRO:HD3	1:A:213:LYS:NZ	2.33	0.43
1:A:270:LEU:HD12	1:A:274:GLN:HB2	2.00	0.43
1:B:44:ILE:HD13	1:B:49:ILE:HD11	2.00	0.43
1:A:32:LEU:HD22	1:A:165:TYR:HE2	1.83	0.43
1:A:200:MET:SD	1:A:201:ASN:OD1	2.77	0.43
1:B:173:PHE:HE1	1:B:330:LEU:HD12	1.83	0.43
1:B:66:VAL:HG13	1:B:72:GLU:CD	2.39	0.43
1:A:52:PRO:HD3	1:A:260:LEU:O	2.19	0.43
1:A:419:LEU:HA	1:A:438:GLY:O	2.19	0.43
1:A:44:ILE:CD1	2:A:595:HOH:O	2.65	0.43
1:B:132:VAL:HG12	1:B:133:LEU:N	2.33	0.43
1:B:164:LYS:HE2	1:B:187:TRP:CG	2.52	0.43
1:B:459:GLU:O	1:B:460:ASN:C	2.56	0.43
1:B:83:LEU:HA	1:B:132:VAL:O	2.19	0.43
1:A:461:LYS:HZ1	1:A:468:ASP:HB3	1.83	0.43
1:B:282:GLU:HG3	2:B:648:HOH:O	2.19	0.43
1:A:176:TRP:C	1:A:178:SER:N	2.72	0.43

Continued on next page...

Continued from previous page...

Atom-1	Atom-2	Interatomic distance (Å)	Clash overlap (Å)
1:A:444:ALA:CA	1:A:450:LEU:HD12	2.49	0.43
1:A:459:GLU:O	1:A:461:LYS:N	2.52	0.43
1:A:84:LYS:HA	1:A:219:ALA:O	2.19	0.43
1:B:179:LYS:CA	1:B:179:LYS:HE3	2.39	0.43
1:B:199:LEU:HD21	1:B:205:LEU:HA	2.00	0.43
1:A:149:LYS:HB2	1:A:149:LYS:HE3	1.85	0.43
1:A:23:GLU:HG2	2:A:545:HOH:O	2.18	0.43
1:A:63:MET:SD	1:A:349:VAL:HG23	2.59	0.43
1:A:6:GLU:HB2	1:A:37:LEU:HD13	2.00	0.43
1:A:8:LEU:O	1:A:12:LYS:HB2	2.18	0.43
1:B:190:PRO:HG2	1:B:194:ASP:CB	2.45	0.43
1:B:194:ASP:O	1:B:195:VAL:C	2.57	0.43
1:A:225:GLY:O	1:A:227:ILE:N	2.52	0.43
1:A:312:ALA:O	1:A:313:LEU:C	2.57	0.43
1:B:83:LEU:HD22	1:B:218:VAL:HG22	1.99	0.43
1:A:355:ARG:NH1	1:A:355:ARG:CG	2.82	0.43
1:A:255:VAL:HG23	1:A:256:LYS:HG3	2.00	0.43
1:A:299:VAL:CG1	1:A:304:ILE:HD11	2.49	0.43
1:B:448:VAL:HG12	1:B:450:LEU:HD13	1.99	0.43
1:A:379:PHE:HB2	2:A:597:HOH:O	2.17	0.43
1:B:83:LEU:HG	1:B:132:VAL:HB	2.01	0.43
1:A:116:ILE:HG21	1:A:378:GLY:CA	2.49	0.43
1:A:243:TYR:HD2	1:A:244:CYS:N	2.17	0.43
1:B:135:ASN:HB3	1:B:139:THR:OG1	2.19	0.43
1:B:201:ASN:C	1:B:203:GLY:H	2.22	0.43
1:B:307:LEU:HD12	1:B:343:PHE:CE1	2.54	0.43
1:A:165:TYR:HB2	1:A:188:TYR:CE2	2.53	0.43
1:A:108:LEU:HD12	1:A:375:LEU:HD21	2.01	0.43
1:B:411:LYS:HB3	1:B:432:SER:CB	2.45	0.43
1:B:81:VAL:O	1:B:216:VAL:HA	2.19	0.43
1:A:169:VAL:O	1:A:173:PHE:N	2.52	0.43
1:A:246:GLU:HA	1:A:349:VAL:CG1	2.48	0.43
1:B:350:ASN:HB3	2:B:583:HOH:O	2.19	0.43
1:B:376:VAL:HG23	1:B:381:THR:OG1	2.19	0.43
1:A:177:PRO:HA	1:A:181:LYS:O	2.19	0.43
1:A:60:TYR:HB2	1:A:350:ASN:O	2.19	0.43
1:A:81:VAL:HG13	1:A:216:VAL:CB	2.49	0.43
1:A:383:ASN:C	2:A:590:HOH:O	2.56	0.43
1:A:458:VAL:HA	2:A:624:HOH:O	2.17	0.43
1:A:18:LEU:HD13	1:A:187:TRP:CZ3	2.54	0.43
1:A:234:LYS:HZ1	1:A:238:GLN:NE2	2.17	0.43

Continued on next page...

Continued from previous page...

Atom-1	Atom-2	Interatomic distance (Å)	Clash overlap (Å)
1:B:243:TYR:CD1	1:B:299:VAL:HG13	2.53	0.43
1:B:436:LEU:CD2	1:B:458:VAL:HB	2.48	0.43
1:A:190:PRO:HG2	1:A:194:ASP:HB2	1.99	0.43
1:A:243:TYR:HE1	1:A:339:ALA:HB3	1.84	0.43
1:B:243:TYR:HE2	1:B:245:MET:HB2	1.83	0.43
1:B:242:GLU:CD	1:B:344:ASP:HB2	2.39	0.43
1:B:416:ILE:HB	1:B:419:LEU:CD2	2.49	0.43
1:A:29:PHE:CZ	1:A:166:PRO:HG2	2.54	0.43
1:A:366:LEU:HD23	1:A:366:LEU:O	2.19	0.43
1:B:111:LEU:O	1:B:112:ASP:C	2.58	0.43
1:B:319:PRO:HA	1:B:330:LEU:HD21	2.01	0.43
1:A:29:PHE:CE2	1:A:166:PRO:HG2	2.54	0.43
1:A:353:ARG:C	1:A:355:ARG:H	2.21	0.43
1:B:22:SER:OG	1:B:25:GLU:HG3	2.19	0.43
1:B:357:LEU:HD13	1:B:357:LEU:O	2.18	0.43
1:A:89:LEU:HD21	1:A:138:ASN:O	2.18	0.43
1:B:113:LEU:HD13	1:B:380:VAL:HG23	2.01	0.43
1:B:93:MET:O	1:B:403:VAL:HG23	2.19	0.43
1:B:419:LEU:HD12	1:B:438:GLY:O	2.18	0.43
1:B:459:GLU:O	1:B:460:ASN:C	2.57	0.43
1:A:11:LEU:HD12	1:A:173:PHE:CZ	2.54	0.43
1:A:195:VAL:O	1:A:199:LEU:N	2.38	0.43
1:A:422:LEU:HD13	1:A:436:LEU:CD1	2.49	0.43
1:A:89:LEU:CB	1:A:91:THR:HG23	2.48	0.43
1:B:258:GLY:O	1:B:292:PHE:HA	2.18	0.43
1:A:36:TYR:O	1:A:38:SER:N	2.52	0.43
1:B:114:ILE:O	1:B:118:ILE:HG12	2.18	0.43
1:B:29:PHE:O	1:B:30:ILE:C	2.57	0.43
1:B:373:TYR:OH	1:B:391:ASN:ND2	2.48	0.43
1:B:164:LYS:HE2	1:B:187:TRP:CB	2.49	0.43
1:B:283:PHE:HA	1:B:289:PHE:CD2	2.54	0.43
1:B:399:GLU:CD	1:B:399:GLU:N	2.72	0.43
1:A:61:GLU:CD	1:A:61:GLU:H	2.22	0.43
1:B:375:LEU:HD21	1:B:378:GLY:HA2	2.01	0.43
1:A:205:LEU:HD12	1:A:205:LEU:O	2.18	0.43
1:A:429:TRP:O	1:A:451:GLU:HA	2.19	0.43
1:A:119:GLU:O	1:A:123:ASN:HB2	2.19	0.42
1:A:115:VAL:HG21	1:A:150:TYR:CG	2.54	0.42
1:A:395:GLU:O	1:A:395:GLU:HG2	2.18	0.42
1:A:425:SER:O	1:A:443:ALA:HA	2.19	0.42
1:B:419:LEU:HD21	1:B:422:LEU:HB2	1.99	0.42

Continued on next page...

Continued from previous page...

Atom-1	Atom-2	Interatomic distance (Å)	Clash overlap (Å)
1:A:371:ASP:OD1	1:A:417:VAL:HG23	2.19	0.42
1:A:462:ASN:C	1:A:463:ILE:HG13	2.39	0.42
1:A:121:LEU:C	1:A:123:ASN:H	2.22	0.42
1:A:250:LYS:HG3	1:A:254:ASP:HB2	2.01	0.42
1:B:330:LEU:HD22	1:B:332:LEU:HG	2.00	0.42
1:B:445:LYS:NZ	1:B:464:ASN:O	2.52	0.42
1:B:54:ASP:O	1:B:58:VAL:HG22	2.19	0.42
1:A:35:ARG:HG3	1:A:314:LYS:CE	2.48	0.42
1:B:395:GLU:O	1:B:423:LYS:HA	2.18	0.42
1:B:73:THR:HG22	1:B:77:LEU:HD12	2.01	0.42
1:B:104:VAL:HG21	1:B:113:LEU:HD12	2.01	0.42
1:A:163:SER:O	1:A:189:PRO:HA	2.18	0.42
1:B:375:LEU:HD12	1:B:379:PHE:O	2.19	0.42
1:A:288:LYS:HZ3	1:A:288:LYS:HB3	1.82	0.42
1:A:314:LYS:NZ	2:A:603:HOH:O	2.52	0.42
1:B:247:VAL:CG2	1:B:350:ASN:HA	2.49	0.42
1:B:8:LEU:C	2:B:697:HOH:O	2.57	0.42
1:A:192:HIS:O	1:A:195:VAL:HG12	2.19	0.42
1:A:245:MET:SD	1:A:260:LEU:HD21	2.59	0.42
1:B:267:VAL:O	1:B:341:ARG:CB	2.67	0.42
1:B:322:LYS:HD2	2:B:694:HOH:O	2.19	0.42
1:B:56:ILE:HG22	1:B:57:VAL:N	2.33	0.42
1:A:259:THR:HG21	1:A:289:PHE:CG	2.55	0.42
1:A:374:THR:C	1:A:375:LEU:HD12	2.39	0.42
1:B:145:LYS:O	1:B:148:GLU:HB2	2.19	0.42
1:B:9:PRO:HD2	2:B:696:HOH:O	2.19	0.42
1:A:452:ILE:HD12	1:A:452:ILE:N	2.34	0.42
1:B:294:THR:O	1:B:295:ASN:CB	2.67	0.42
1:A:84:LYS:HE3	1:A:114:ILE:CG2	2.49	0.42
1:A:8:LEU:HG	1:A:9:PRO:HD3	1.99	0.42
1:B:320:ASN:N	1:B:331:GLN:O	2.49	0.42
1:B:111:LEU:O	1:B:115:VAL:HG23	2.19	0.42
1:A:21:MET:SD	1:A:166:PRO:HD3	2.59	0.42
1:A:177:PRO:HA	1:A:181:LYS:C	2.39	0.42
1:A:28:GLY:O	1:A:30:ILE:N	2.51	0.42
1:A:419:LEU:HD13	1:A:436:LEU:HB3	2.02	0.42
1:A:8:LEU:HD23	1:A:8:LEU:N	2.34	0.42
1:A:226:ALA:HB3	2:A:478:HOH:O	2.19	0.42
1:B:245:MET:HB2	1:B:245:MET:HE3	1.93	0.42
1:B:11:LEU:HD11	1:B:33:VAL:HG11	2.00	0.42
1:B:340:ILE:CG1	1:B:346:ALA:HB1	2.49	0.42

Continued on next page...

Continued from previous page...

Atom-1	Atom-2	Interatomic distance (Å)	Clash overlap (Å)
1:B:163:SER:HB3	1:B:165:TYR:CE1	2.55	0.42
1:A:244:CYS:HB3	1:A:298:TRP:HB2	2.01	0.42
1:B:108:LEU:HB3	1:B:112:ASP:HB3	2.01	0.42
1:B:254:ASP:CG	1:B:353:ARG:HH12	2.20	0.42
1:A:176:TRP:O	1:A:178:SER:N	2.53	0.42
1:A:176:TRP:CH2	1:A:181:LYS:HE2	2.54	0.42
1:A:294:THR:OG1	1:A:296:ASN:HB2	2.19	0.42
1:B:193:GLY:HA2	1:B:336:ALA:HA	2.01	0.42
1:B:79:LYS:HD2	1:B:237:ILE:HD11	2.00	0.42
1:A:86:ASN:HB3	1:A:135:ASN:OD1	2.19	0.42
1:B:332:LEU:HD13	2:B:682:HOH:O	2.18	0.42
1:A:341:ARG:CZ	1:A:342:PHE:CE1	3.02	0.42
1:B:105:ARG:HG2	1:B:375:LEU:HD22	2.01	0.42
1:B:229:ASP:HB2	1:B:355:ARG:HH12	1.83	0.42
1:A:193:GLY:HA2	1:A:336:ALA:HA	2.01	0.42
1:B:46:TRP:HA	1:B:49:ILE:HD12	2.01	0.42
1:B:399:GLU:OE2	1:B:426:GLY:C	2.58	0.42
1:B:12:LYS:HE3	1:B:30:ILE:HG21	2.01	0.42
1:B:150:TYR:HB3	1:B:153:SER:OG	2.20	0.42
1:B:363:SER:HA	1:B:396:LEU:HD11	2.01	0.42
1:B:452:ILE:N	1:B:452:ILE:HD13	2.34	0.42
1:A:277:ASP:C	1:A:279:HIS:H	2.22	0.42
1:A:319:PRO:O	1:A:320:ASN:C	2.58	0.42
1:A:109:THR:N	1:A:112:ASP:OD2	2.45	0.42
1:A:315:MET:HG2	1:A:338:ALA:HB3	2.01	0.42
1:B:188:TYR:HA	1:B:189:PRO:HD3	1.79	0.42
1:B:422:LEU:HD11	1:B:424:VAL:CG2	2.49	0.42
1:A:193:GLY:HA2	1:A:336:ALA:HA	2.01	0.42
1:B:192:HIS:CE1	2:B:478:HOH:O	2.72	0.42
1:B:259:THR:OG1	1:B:291:ILE:O	2.37	0.42
1:A:29:PHE:O	1:A:33:VAL:HG23	2.20	0.42
1:B:83:LEU:C	1:B:83:LEU:HD23	2.39	0.42
1:A:192:HIS:O	1:A:193:GLY:C	2.57	0.42
1:A:278:GLU:CD	1:A:278:GLU:H	2.22	0.42
1:A:314:LYS:NZ	1:A:317:ILE:HD11	2.34	0.42
1:A:372:LEU:HD21	1:A:392:PRO:HD2	2.01	0.42
1:A:8:LEU:N	1:A:9:PRO:CD	2.78	0.42
1:B:57:VAL:HG12	1:B:57:VAL:O	2.20	0.42
1:B:119:GLU:O	1:B:123:ASN:N	2.52	0.42
1:B:137:PHE:CD1	1:B:184:LYS:HE3	2.52	0.42
1:B:49:ILE:HG12	1:B:263:TYR:CD1	2.54	0.42

Continued on next page...

Continued from previous page...

Atom-1	Atom-2	Interatomic distance (Å)	Clash overlap (Å)
1:A:108:LEU:HB3	1:A:112:ASP:HB2	2.02	0.42
1:A:176:TRP:N	1:A:177:PRO:CD	2.81	0.42
1:B:74:LYS:HD3	1:B:127:CYS:HB3	2.00	0.42
1:B:258:GLY:O	1:B:292:PHE:HA	2.19	0.42
1:B:416:ILE:CG2	1:B:419:LEU:HD22	2.50	0.42
1:B:188:TYR:HA	1:B:189:PRO:HD3	1.82	0.42
1:B:14:ALA:O	1:B:18:LEU:HG	2.19	0.42
1:B:32:LEU:HG	2:B:682:HOH:O	2.19	0.42
1:B:80:LEU:O	1:B:129:VAL:HG13	2.19	0.42
1:A:371:ASP:CG	1:A:417:VAL:HG23	2.40	0.42
1:B:29:PHE:O	1:B:33:VAL:HG23	2.19	0.42
1:A:11:LEU:O	1:A:15:VAL:HG23	2.19	0.42
1:A:18:LEU:HD21	1:A:178:SER:OG	2.19	0.42
1:A:266:LYS:HA	1:A:266:LYS:HE2	2.02	0.42
1:A:379:PHE:HB2	2:A:597:HOH:O	2.20	0.42
1:B:8:LEU:O	1:B:10:GLN:N	2.52	0.42
1:B:357:LEU:HD22	1:B:357:LEU:O	2.20	0.42
1:A:200:MET:HA	1:A:205:LEU:CB	2.49	0.42
1:A:450:LEU:HD23	1:A:451:GLU:N	2.34	0.42
1:A:439:LYS:O	1:A:460:ASN:HA	2.20	0.42
1:B:151:THR:HG22	1:B:151:THR:O	2.19	0.42
1:A:345:ASN:O	1:A:347:ILE:HG23	2.19	0.42
1:A:83:LEU:HD23	1:A:84:LYS:N	2.35	0.42
1:B:288:LYS:HA	1:B:288:LYS:HD3	1.74	0.42
1:A:171:ASP:OD1	1:A:172:GLU:N	2.53	0.42
1:A:219:ALA:CB	2:A:492:HOH:O	2.62	0.42
1:A:445:LYS:HD2	2:A:589:HOH:O	2.19	0.42
1:A:176:TRP:CE3	1:A:181:LYS:HG2	2.54	0.42
1:A:84:LYS:HA	1:A:219:ALA:O	2.18	0.42
1:A:134:MET:HG3	1:A:160:PHE:CZ	2.55	0.42
1:A:28:GLY:O	1:A:32:LEU:HD12	2.20	0.42
1:B:382:ARG:HG3	1:B:382:ARG:HH11	1.85	0.42
1:B:432:SER:O	1:B:454:ASP:HA	2.20	0.42
1:B:464:ASN:HB2	1:B:467:GLU:CD	2.40	0.42
1:A:409:ARG:NH1	1:A:428:VAL:O	2.53	0.42
1:A:442:VAL:HG21	1:A:452:ILE:CD1	2.49	0.42
1:B:223:ASN:HA	1:B:358:PRO:HA	2.01	0.42
1:B:376:VAL:HB	1:B:381:THR:HG21	2.01	0.42
1:B:316:GLU:CD	1:B:316:GLU:H	2.23	0.42
1:A:205:LEU:O	1:A:209:LEU:HD13	2.20	0.42
1:A:303:ALA:O	1:A:304:ILE:C	2.58	0.42

Continued on next page...

Continued from previous page...

Atom-1	Atom-2	Interatomic distance (Å)	Clash overlap (Å)
1:A:453:PRO:O	1:A:456:ALA:HB2	2.20	0.42
1:B:216:VAL:HB	1:B:301:LEU:HD21	2.01	0.42
1:B:35:ARG:HH21	1:B:314:LYS:HZ2	1.67	0.42
1:B:34:SER:O	1:B:37:LEU:HG	2.20	0.42
1:A:223:ASN:HA	1:A:358:PRO:HA	2.02	0.42
1:B:247:VAL:O	1:B:351:VAL:HG22	2.20	0.42
1:B:249:PRO:HA	1:B:290:LYS:O	2.20	0.42
1:B:21:MET:O	1:B:26:LYS:HE3	2.19	0.42
1:B:216:VAL:HB	1:B:301:LEU:HD21	2.01	0.42
1:A:29:PHE:CD1	1:A:166:PRO:HD2	2.54	0.42
1:A:314:LYS:HD2	1:A:314:LYS:HA	1.82	0.42
1:B:88:GLY:O	1:B:139:THR:HG21	2.19	0.42
1:A:181:LYS:NZ	1:A:325:ASP:OD2	2.53	0.42
1:A:225:GLY:HA2	1:A:379:PHE:HE1	1.84	0.42
1:A:235:HIS:O	1:A:238:GLN:HB2	2.19	0.42
1:A:238:GLN:C	1:A:240:LYS:H	2.23	0.42
1:A:255:VAL:CG2	1:A:284:LYS:HD2	2.49	0.42
1:A:49:ILE:CD1	1:A:270:LEU:HD22	2.46	0.42
1:A:273:ALA:HB3	1:A:274:GLN:NE2	2.35	0.42
1:A:250:LYS:CG	1:A:286:ILE:HG22	2.42	0.42
1:A:366:LEU:HD23	1:A:366:LEU:C	2.40	0.42
1:A:420:ASP:O	1:A:421:SER:CB	2.67	0.42
1:B:143:THR:O	1:B:146:ILE:N	2.53	0.42
1:B:135:ASN:ND2	1:B:159:THR:HB	2.34	0.42
1:A:205:LEU:CD1	1:A:301:LEU:HD22	2.50	0.42
1:A:32:LEU:HG	1:A:317:ILE:HD12	2.02	0.42
1:A:46:TRP:HA	1:A:49:ILE:HD11	2.02	0.42
1:B:254:ASP:OD1	1:B:353:ARG:NH2	2.34	0.42
1:A:205:LEU:HD21	1:A:305:LYS:HB2	2.01	0.42
1:B:260:LEU:CD1	1:B:348:GLY:HA3	2.50	0.42
1:A:11:LEU:CD2	1:A:33:VAL:HG11	2.50	0.42
1:A:122:ASN:O	1:A:154:ASN:ND2	2.53	0.42
1:A:209:LEU:HD12	1:A:209:LEU:HA	1.85	0.42
1:A:422:LEU:HA	2:A:582:HOH:O	2.20	0.42
1:A:89:LEU:HB2	1:A:91:THR:CG2	2.49	0.42
1:B:52:PRO:HB3	1:B:56:ILE:CG2	2.50	0.42
1:A:111:LEU:CD1	1:A:133:LEU:HD11	2.49	0.42
1:A:122:ASN:HA	1:A:127:CYS:SG	2.59	0.42
1:A:49:ILE:HG23	1:A:261:ILE:HB	2.01	0.42
1:A:428:VAL:CG2	1:A:444:ALA:HB2	2.50	0.42
1:B:61:GLU:H	1:B:61:GLU:CD	2.22	0.42

Continued on next page...

Continued from previous page...

Atom-1	Atom-2	Interatomic distance (Å)	Clash overlap (Å)
1:A:241:ASN:HA	1:A:345:ASN:ND2	2.34	0.42
1:B:235:HIS:O	1:B:236:LEU:C	2.58	0.42
1:B:66:VAL:HG12	2:B:502:HOH:O	2.19	0.42
1:B:279:HIS:O	1:B:282:GLU:HB2	2.20	0.42
1:B:196:PHE:HD1	1:B:304:ILE:HD13	1.85	0.42
1:A:256:LYS:CG	1:A:284:LYS:HD3	2.50	0.42
1:A:9:PRO:O	1:A:13:SER:N	2.51	0.42
1:A:70:VAL:C	1:A:72:GLU:N	2.73	0.42
1:B:15:VAL:HG11	1:B:30:ILE:HD11	2.02	0.42
1:B:366:LEU:CD2	1:B:366:LEU:C	2.89	0.42
1:A:341:ARG:CZ	1:A:342:PHE:CZ	3.03	0.42
1:A:349:VAL:O	1:A:349:VAL:HG13	2.20	0.42
1:B:167:ARG:HD2	1:B:185:GLU:O	2.20	0.42
1:A:124:LYS:HG2	1:A:125:TYR:CE1	2.55	0.42
1:B:83:LEU:HA	1:B:132:VAL:O	2.20	0.42
1:B:86:ASN:ND2	2:B:517:HOH:O	2.52	0.42
1:B:198:ALA:O	1:B:202:SER:HB3	2.19	0.42
1:B:247:VAL:CG2	1:B:350:ASN:HA	2.50	0.42
1:A:248:THR:HG23	2:A:579:HOH:O	2.19	0.42
1:B:35:ARG:HD3	1:B:35:ARG:HA	1.90	0.42
1:A:200:MET:HB2	1:A:308:VAL:HG11	2.01	0.42
1:A:58:VAL:O	1:A:349:VAL:HG23	2.19	0.42
1:B:437:LYS:HB2	1:B:459:GLU:HA	2.01	0.42
1:B:52:PRO:HB3	1:B:56:ILE:CB	2.41	0.42
1:B:96:THR:CG2	1:B:97:GLY:H	2.33	0.42
1:A:194:ASP:CG	1:A:194:ASP:O	2.58	0.42
1:B:181:LYS:HA	1:B:181:LYS:HD2	1.90	0.42
1:B:247:VAL:O	1:B:351:VAL:HG22	2.19	0.42
1:A:314:LYS:HD2	1:A:314:LYS:HA	1.76	0.42
1:A:372:LEU:HD22	1:A:392:PRO:CD	2.47	0.42
1:A:395:GLU:C	1:A:396:LEU:HG	2.40	0.42
1:A:99:LYS:HG3	1:A:102:ILE:CD1	2.37	0.42
1:B:366:LEU:HD23	1:B:413:ILE:CG2	2.50	0.42
1:B:36:TYR:O	1:B:37:LEU:HD23	2.19	0.42
1:A:177:PRO:C	1:A:179:LYS:N	2.73	0.41
1:B:383:ASN:CA	2:B:645:HOH:O	2.63	0.41
1:B:254:ASP:OD2	1:B:353:ARG:NH1	2.48	0.41
1:B:46:TRP:CZ2	1:B:282:GLU:HB3	2.55	0.41
1:A:323:GLU:HA	1:A:328:LYS:HA	2.02	0.41
1:B:232:ILE:HG12	1:B:349:VAL:HG21	2.02	0.41
1:B:35:ARG:HE	1:B:314:LYS:HD3	1.85	0.41

Continued on next page...

Continued from previous page...

Atom-1	Atom-2	Interatomic distance (Å)	Clash overlap (Å)
1:A:340:ILE:HG12	1:A:346:ALA:HB1	2.01	0.41
1:A:418:GLU:O	1:A:438:GLY:HA2	2.19	0.41
1:B:449:LYS:HE2	1:B:451:GLU:OE2	2.20	0.41
1:B:84:LYS:HG3	1:B:114:ILE:HD13	2.01	0.41
1:B:268:GLN:CA	2:B:472:HOH:O	2.68	0.41
1:B:200:MET:SD	1:B:305:LYS:HD2	2.60	0.41
1:B:205:LEU:HD11	1:B:301:LEU:HB3	2.02	0.41
1:A:242:GLU:HB2	1:A:343:PHE:HB3	2.02	0.41
1:A:249:PRO:HA	1:A:290:LYS:O	2.20	0.41
1:A:215:TYR:CA	1:A:301:LEU:HG	2.50	0.41
1:A:384:LYS:HA	1:A:384:LYS:NZ	2.34	0.41
1:A:71:ALA:O	1:A:75:ASN:ND2	2.52	0.41
1:B:179:LYS:CE	1:B:179:LYS:HA	2.44	0.41
1:B:72:GLU:HB3	2:B:502:HOH:O	2.20	0.41
1:A:142:ASP:O	1:A:146:ILE:HG12	2.20	0.41
1:B:250:LYS:HG3	1:B:292:PHE:HD2	1.85	0.41
1:A:367:LEU:HD22	1:A:372:LEU:CD2	2.49	0.41
1:A:382:ARG:CZ	1:A:386:ARG:HG2	2.50	0.41
1:B:119:GLU:CG	1:B:123:ASN:ND2	2.83	0.41
1:B:357:LEU:N	1:B:358:PRO:CD	2.83	0.41
1:B:62:LYS:HA	1:B:62:LYS:HD2	1.89	0.41
1:B:8:LEU:HA	1:B:9:PRO:HD3	1.92	0.41
1:A:280:VAL:HG12	1:A:284:LYS:HZ3	1.81	0.41
1:B:204:LYS:HD3	2:B:667:HOH:O	2.19	0.41
1:A:242:GLU:HA	1:A:300:ASN:HB2	2.01	0.41
1:B:167:ARG:NH1	1:B:185:GLU:OE1	2.54	0.41
1:B:249:PRO:HD3	1:B:350:ASN:OD1	2.20	0.41
1:A:110:PHE:O	1:A:114:ILE:HG13	2.19	0.41
1:A:15:VAL:HG21	1:A:30:ILE:CD1	2.50	0.41
1:A:25:GLU:HA	2:A:501:HOH:O	2.20	0.41
1:B:224:LEU:HD12	1:B:357:LEU:HD22	2.01	0.41
1:B:59:PRO:HA	1:B:350:ASN:HB3	2.02	0.41
1:A:99:LYS:HZ1	1:A:360:LYS:HA	1.85	0.41
1:A:8:LEU:N	1:A:9:PRO:CD	2.83	0.41
1:B:137:PHE:CD2	1:B:164:LYS:HD2	2.55	0.41
1:B:200:MET:HE3	2:B:489:HOH:O	2.20	0.41
1:B:245:MET:HG2	1:B:247:VAL:HG13	2.02	0.41
1:B:11:LEU:O	1:B:15:VAL:HG23	2.20	0.41
1:B:169:VAL:CG2	1:B:176:TRP:HA	2.50	0.41
1:A:336:ALA:O	1:A:338:ALA:N	2.53	0.41
1:B:150:TYR:HD1	1:B:153:SER:OG	2.02	0.41

Continued on next page...

Continued from previous page...

Atom-1	Atom-2	Interatomic distance (Å)	Clash overlap (Å)
1:B:235:HIS:CD2	1:B:241:ASN:OD1	2.73	0.41
1:B:417:VAL:HG13	1:B:418:GLU:HG3	2.02	0.41
1:B:418:GLU:OE1	1:B:437:LYS:HE2	2.20	0.41
1:B:133:LEU:HD12	1:B:143:THR:HG21	2.01	0.41
1:A:247:VAL:O	1:A:350:ASN:HA	2.20	0.41
1:A:351:VAL:HB	1:A:352:PRO:CD	2.51	0.41
1:B:15:VAL:HA	1:B:18:LEU:HG	2.02	0.41
1:B:85:LEU:HD12	1:B:220:ASN:ND2	2.34	0.41
1:B:11:LEU:CD1	1:B:33:VAL:HG11	2.43	0.41
1:A:317:ILE:HG22	1:A:332:LEU:HB3	2.02	0.41
1:A:392:PRO:HB3	1:A:419:LEU:O	2.21	0.41
1:B:269:LEU:CD2	1:B:337:GLY:C	2.89	0.41
1:B:366:LEU:HD23	1:B:366:LEU:O	2.19	0.41
1:A:121:LEU:O	1:A:123:ASN:N	2.54	0.41
1:A:165:TYR:CD2	1:A:190:PRO:HG3	2.54	0.41
1:A:255:VAL:HG21	1:A:284:LYS:HD2	2.02	0.41
1:A:314:LYS:O	1:A:314:LYS:HE3	2.21	0.41
1:A:344:ASP:CG	2:A:569:HOH:O	2.57	0.41
1:B:104:VAL:HG13	1:B:368:VAL:HG11	2.02	0.41
1:B:296:ASN:O	1:B:297:LEU:HD23	2.20	0.41
1:B:66:VAL:HG11	1:B:73:THR:OG1	2.20	0.41
1:A:116:ILE:CG2	1:A:378:GLY:HA3	2.51	0.41
1:A:182:THR:C	1:A:187:TRP:HE1	2.22	0.41
1:A:61:GLU:H	1:A:61:GLU:CD	2.23	0.41
1:A:79:LYS:HD2	1:A:237:ILE:HD11	2.03	0.41
1:B:132:VAL:CG1	1:B:160:PHE:HE2	2.34	0.41
1:B:367:LEU:HG	1:B:394:ILE:HD12	2.02	0.41
1:B:424:VAL:HG13	1:B:428:VAL:HG21	2.01	0.41
1:A:89:LEU:CG	1:A:138:ASN:HB3	2.51	0.41
1:A:410:PHE:HA	1:A:430:PHE:HB2	2.02	0.41
1:A:410:PHE:O	1:A:411:LYS:C	2.57	0.41
1:B:411:LYS:NZ	1:B:411:LYS:HB3	2.35	0.41
1:A:168:VAL:HG13	1:A:174:VAL:C	2.41	0.41
1:A:173:PHE:O	1:A:173:PHE:CD2	2.73	0.41
1:A:364:ASP:O	1:A:367:LEU:HB2	2.20	0.41
1:B:168:VAL:HG11	1:B:173:PHE:CE2	2.55	0.41
1:B:320:ASN:HA	1:B:321:PRO:HD3	1.88	0.41
1:A:118:ILE:HD12	1:A:131:LEU:HD22	2.02	0.41
1:A:8:LEU:N	2:A:495:HOH:O	2.52	0.41
1:A:8:LEU:CG	1:A:9:PRO:HD3	2.49	0.41
1:B:102:ILE:O	1:B:109:THR:HA	2.21	0.41

Continued on next page...

Continued from previous page...

Atom-1	Atom-2	Interatomic distance (Å)	Clash overlap (Å)
1:B:82:VAL:HG21	1:B:118:ILE:HD12	2.02	0.41
1:B:139:THR:HA	1:B:142:ASP:HB2	2.02	0.41
1:B:160:PHE:CG	1:B:160:PHE:O	2.72	0.41
1:B:152:ASN:ND2	1:B:152:ASN:N	2.68	0.41
1:B:164:LYS:HB2	1:B:164:LYS:HE3	1.96	0.41
1:B:240:LYS:HG2	1:B:240:LYS:O	2.21	0.41
1:B:36:TYR:O	1:B:37:LEU:HD23	2.21	0.41
1:A:162:GLN:HB2	1:A:194:ASP:OD2	2.19	0.41
1:A:44:ILE:CG2	1:A:49:ILE:HD11	2.50	0.41
1:B:236:LEU:HA	1:B:241:ASN:HB2	2.01	0.41
1:B:269:LEU:HD22	1:B:337:GLY:HA3	2.01	0.41
1:B:89:LEU:CD1	1:B:138:ASN:HB3	2.48	0.41
1:B:227:ILE:HG13	1:B:227:ILE:O	2.19	0.41
1:B:317:ILE:CG2	1:B:332:LEU:HB3	2.50	0.41
1:B:31:SER:O	1:B:35:ARG:HG2	2.20	0.41
1:B:136:SER:HB2	1:B:189:PRO:HB3	2.01	0.41
1:B:146:ILE:C	1:B:148:GLU:H	2.24	0.41
1:A:93:MET:O	1:A:403:VAL:HG23	2.20	0.41
1:B:252:LEU:O	1:B:255:VAL:HB	2.21	0.41
1:A:416:ILE:HB	1:A:419:LEU:HB2	2.02	0.41
1:A:8:LEU:N	1:A:8:LEU:HD23	2.34	0.41
1:B:8:LEU:O	1:B:10:GLN:N	2.53	0.41
1:B:236:LEU:HD21	1:B:244:CYS:HB2	2.02	0.41
1:B:214:GLU:C	1:B:301:LEU:HG	2.41	0.41
1:B:240:LYS:HZ1	1:B:344:ASP:HB3	1.84	0.41
1:A:384:LYS:HE3	1:A:384:LYS:HA	2.01	0.41
1:B:103:GLU:CG	1:B:107:GLY:O	2.65	0.41
1:B:118:ILE:HG22	1:B:122:ASN:HD21	1.86	0.41
1:A:439:LYS:CD	1:A:440:VAL:N	2.76	0.41
1:B:128:LYS:HD2	2:B:670:HOH:O	2.19	0.41
1:B:315:MET:HG2	1:B:338:ALA:HB3	2.01	0.41
1:A:160:PHE:HB2	1:A:202:SER:HB2	2.03	0.41
1:A:258:GLY:O	1:A:292:PHE:HA	2.21	0.41
1:A:15:VAL:HG21	1:A:30:ILE:HD11	2.01	0.41
1:A:403:VAL:O	1:A:407:LEU:HG	2.20	0.41
1:A:436:LEU:CD1	1:A:440:VAL:HG11	2.38	0.41
1:B:12:LYS:HA	1:B:30:ILE:HD11	2.02	0.41
1:B:164:LYS:NZ	2:B:658:HOH:O	2.46	0.41
1:B:461:LYS:HG3	2:B:626:HOH:O	2.21	0.41
1:B:85:LEU:HD12	1:B:220:ASN:HD22	1.85	0.41
1:B:93:MET:O	1:B:403:VAL:HG23	2.21	0.41

Continued on next page...

Continued from previous page...

Atom-1	Atom-2	Interatomic distance (Å)	Clash overlap (Å)
1:A:105:ARG:NH1	1:A:368:VAL:O	2.53	0.41
1:A:57:VAL:HG13	1:A:348:GLY:C	2.40	0.41
1:B:8:LEU:HA	1:B:9:PRO:HD3	1.90	0.41
1:A:160:PHE:C	1:A:160:PHE:CD1	2.93	0.41
1:A:56:ILE:HD11	2:A:586:HOH:O	2.21	0.41
1:B:142:ASP:O	1:B:146:ILE:HG13	2.21	0.41
1:B:235:HIS:O	1:B:239:ASN:HB2	2.20	0.41
1:A:250:LYS:HG2	1:A:292:PHE:CD2	2.56	0.41
1:A:97:GLY:HA2	2:A:556:HOH:O	2.19	0.41
1:A:175:PRO:O	1:A:178:SER:HB2	2.21	0.41
1:A:110:PHE:CZ	1:A:359:VAL:HG21	2.56	0.41
1:A:365:LEU:O	1:A:369:GLN:HB2	2.20	0.41
1:A:93:MET:O	1:A:403:VAL:HG23	2.19	0.41
1:A:430:PHE:N	1:A:430:PHE:CD2	2.89	0.41
1:A:435:VAL:H	1:A:457:VAL:HG22	1.86	0.41
1:A:83:LEU:HA	1:A:132:VAL:O	2.21	0.41
1:B:181:LYS:HE3	1:B:185:GLU:HB2	2.03	0.41
1:B:394:ILE:HG22	1:B:395:GLU:N	2.34	0.41
1:B:441:THR:O	1:B:441:THR:OG1	2.38	0.41
1:A:134:MET:HG3	1:A:160:PHE:CE1	2.56	0.41
1:B:233:LEU:O	1:B:233:LEU:HD12	2.21	0.41
1:B:119:GLU:HG3	1:B:154:ASN:HB3	2.03	0.41
1:B:293:ASN:HB3	2:B:488:HOH:O	2.21	0.41
1:B:248:THR:HG22	1:B:294:THR:HG22	2.03	0.41
1:B:56:ILE:HG13	2:B:610:HOH:O	2.20	0.41
1:B:176:TRP:CD2	1:B:181:LYS:HG2	2.55	0.41
1:B:366:LEU:HD23	1:B:366:LEU:O	2.21	0.41
1:B:340:ILE:CD1	1:B:347:ILE:O	2.66	0.41
1:B:32:LEU:HB3	2:B:683:HOH:O	2.20	0.41
1:A:193:GLY:HA2	1:A:336:ALA:N	2.35	0.41
1:B:266:LYS:O	1:B:268:GLN:HG3	2.21	0.41
1:B:260:LEU:HD12	1:B:348:GLY:HA3	2.02	0.41
1:B:361:ALA:N	1:B:364:ASP:OD2	2.39	0.41
1:B:268:GLN:HG2	1:B:341:ARG:HB3	2.01	0.41
1:A:430:PHE:CZ	1:A:442:VAL:HG21	2.56	0.41
1:A:68:GLN:N	1:A:68:GLN:CD	2.73	0.41
1:B:403:VAL:HG12	1:B:407:LEU:CD1	2.51	0.41
1:B:422:LEU:HG	1:B:423:LYS:N	2.35	0.41
1:B:56:ILE:O	1:B:58:VAL:N	2.54	0.41
1:B:376:VAL:O	1:B:377:ASP:C	2.59	0.41
1:B:399:GLU:H	1:B:399:GLU:CD	2.22	0.41

Continued on next page...

Continued from previous page...

Atom-1	Atom-2	Interatomic distance (Å)	Clash overlap (Å)
1:B:66:VAL:CG1	1:B:67:SER:N	2.83	0.41
1:A:461:LYS:HD2	2:A:625:HOH:O	2.21	0.41
1:A:467:GLU:HB2	2:A:590:HOH:O	2.19	0.41
1:B:115:VAL:HG21	1:B:150:TYR:CD2	2.55	0.41
1:B:248:THR:HG23	1:B:292:PHE:CE2	2.55	0.41
1:B:44:ILE:HG13	1:B:263:TYR:OH	2.20	0.41
1:A:365:LEU:HD23	1:A:365:LEU:HA	1.87	0.41
1:A:386:ARG:HD2	1:A:387:THR:H	1.86	0.41
1:A:422:LEU:HD12	1:A:423:LYS:H	1.85	0.41
1:B:234:LYS:O	1:B:238:GLN:HG3	2.21	0.41
1:B:250:LYS:HE2	1:B:257:GLY:H	1.85	0.41
1:A:217:PHE:CD1	1:A:218:VAL:N	2.88	0.41
1:B:370:SER:HB3	1:B:413:ILE:HG21	2.02	0.41
1:B:363:SER:HB2	1:B:394:ILE:O	2.19	0.41
1:B:85:LEU:O	1:B:221:SER:CB	2.68	0.41
1:B:74:LYS:NZ	1:B:78:ASP:OD2	2.54	0.41
1:B:89:LEU:CG	2:B:661:HOH:O	2.69	0.41
1:A:15:VAL:HA	1:A:18:LEU:HG	2.02	0.41
1:A:276:PRO:HB2	1:A:279:HIS:HD2	1.85	0.41
1:B:111:LEU:HD23	1:B:114:ILE:CD1	2.47	0.41
1:B:429:TRP:HB2	1:B:451:GLU:HG2	2.02	0.41
1:B:63:MET:O	1:B:65:PRO:CD	2.68	0.41
1:A:183:ASP:OD1	1:A:185:GLU:HB2	2.21	0.41
1:A:439:LYS:H	1:A:460:ASN:ND2	2.19	0.41
1:B:371:ASP:OD2	1:B:417:VAL:HB	2.21	0.41
1:B:52:PRO:HB3	1:B:56:ILE:HB	2.02	0.41
1:A:79:LYS:HD2	1:A:237:ILE:CD1	2.51	0.41
1:B:246:GLU:HG2	1:B:349:VAL:CG1	2.50	0.41
1:B:8:LEU:CD2	1:B:8:LEU:N	2.83	0.41
1:A:111:LEU:C	1:A:111:LEU:HD12	2.41	0.41
1:B:424:VAL:HG13	1:B:442:VAL:HB	2.03	0.41
1:A:15:VAL:HG21	1:A:30:ILE:CD1	2.45	0.41
1:A:410:PHE:C	1:A:412:SER:N	2.74	0.41
1:B:315:MET:HG2	1:B:338:ALA:HB3	2.01	0.41
1:B:82:VAL:CG1	1:B:84:LYS:HE2	2.50	0.41
1:A:216:VAL:HB	1:A:301:LEU:HD21	2.03	0.41
1:A:66:VAL:CG1	1:A:234:LYS:HE3	2.51	0.41
1:A:411:LYS:HG3	2:A:512:HOH:O	2.21	0.41
1:A:439:LYS:CE	2:A:527:HOH:O	2.69	0.41
1:B:295:ASN:HA	1:B:295:ASN:HD22	1.56	0.41
1:A:178:SER:C	1:A:180:GLY:H	2.23	0.41

Continued on next page...

Continued from previous page...

Atom-1	Atom-2	Interatomic distance (Å)	Clash overlap (Å)
1:B:429:TRP:O	1:B:451:GLU:HA	2.21	0.41
1:A:131:LEU:O	1:A:157:ILE:HA	2.21	0.41
1:A:321:PRO:HB3	1:A:330:LEU:HD23	2.03	0.41
1:A:374:THR:HG23	1:A:381:THR:HB	2.03	0.41
1:B:432:SER:O	1:B:455:ARG:N	2.51	0.41
1:B:433:SER:O	1:B:455:ARG:HA	2.20	0.41
1:A:100:SER:O	1:A:110:PHE:HB2	2.20	0.41
1:A:241:ASN:HD22	1:A:345:ASN:HB3	1.85	0.41
1:A:369:GLN:HB3	1:A:413:ILE:HG13	2.03	0.41
1:B:263:TYR:O	1:B:264:GLU:CB	2.66	0.41
1:B:437:LYS:O	1:B:459:GLU:HA	2.21	0.41
1:A:177:PRO:HB3	1:A:182:THR:HG22	2.03	0.41
1:B:280:VAL:CG1	1:B:284:LYS:HE3	2.51	0.41
1:B:434:ILE:HG22	1:B:435:VAL:N	2.36	0.41
1:B:66:VAL:HG12	2:B:502:HOH:O	2.21	0.41
1:A:355:ARG:NH1	1:A:355:ARG:CG	2.58	0.41
1:B:86:ASN:OD1	1:B:100:SER:HB3	2.20	0.41
1:B:94:GLY:HA3	1:B:402:LYS:CG	2.51	0.41
1:A:200:MET:CB	1:A:205:LEU:HD23	2.50	0.41
1:A:433:SER:O	1:A:455:ARG:HA	2.21	0.41
1:B:122:ASN:O	1:B:154:ASN:ND2	2.54	0.41
1:B:15:VAL:O	1:B:26:LYS:HE2	2.21	0.41
1:B:48:LYS:CB	1:B:48:LYS:NZ	2.83	0.41
1:A:98:PRO:HB2	1:A:101:VAL:HG13	2.03	0.41
1:B:362:SER:HB2	1:B:406:PHE:CD1	2.56	0.41
1:A:437:LYS:O	1:A:440:VAL:HG23	2.21	0.41
1:A:243:TYR:C	1:A:243:TYR:HD2	2.23	0.41
1:A:245:MET:CE	1:A:269:LEU:HD13	2.51	0.41
1:A:30:ILE:HA	1:A:30:ILE:HD13	1.91	0.41
1:A:440:VAL:HG13	1:A:458:VAL:HG11	2.02	0.41
1:A:95:CYS:SG	1:A:403:VAL:HB	2.61	0.41
1:B:115:VAL:HG13	1:B:155:VAL:HG11	2.02	0.41
1:A:83:LEU:CB	1:A:132:VAL:HG13	2.51	0.41
1:B:239:ASN:HB2	1:B:241:ASN:OD1	2.20	0.41
1:B:35:ARG:NH2	1:B:314:LYS:HZ2	2.19	0.41
1:B:11:LEU:HD11	1:B:33:VAL:HG11	2.00	0.41
1:B:412:SER:O	2:B:495:HOH:O	2.22	0.41
1:B:150:TYR:C	1:B:152:ASN:N	2.74	0.41
1:B:23:GLU:OE1	1:B:26:LYS:HD2	2.21	0.41
1:B:91:THR:HA	1:B:95:CYS:O	2.21	0.41
1:A:336:ALA:C	1:A:338:ALA:H	2.25	0.41

Continued on next page...

Continued from previous page...

Atom-1	Atom-2	Interatomic distance (Å)	Clash overlap (Å)
1:A:84:LYS:HB2	1:A:133:LEU:HD23	2.03	0.41
1:B:322:LYS:HB3	1:B:329:VAL:HG23	2.02	0.41
1:B:384:LYS:C	1:B:386:ARG:N	2.73	0.41
1:A:145:LYS:HG3	1:A:146:ILE:N	2.36	0.41
1:B:298:TRP:C	1:B:299:VAL:CG1	2.90	0.41
1:B:448:VAL:HG12	1:B:449:LYS:N	2.35	0.41
1:A:100:SER:CA	1:A:110:PHE:HB2	2.51	0.41
1:A:205:LEU:C	1:A:205:LEU:HD12	2.41	0.41
1:A:80:LEU:HD22	1:A:233:LEU:HD22	2.02	0.41
1:B:261:ILE:O	1:B:267:VAL:HA	2.21	0.41
1:B:366:LEU:HD11	1:B:410:PHE:CZ	2.57	0.41
1:B:375:LEU:HD12	1:B:375:LEU:HA	1.90	0.41
1:A:29:PHE:CZ	1:A:166:PRO:HG2	2.56	0.41
1:A:91:THR:HA	1:A:95:CYS:O	2.20	0.41
1:B:223:ASN:HB3	1:B:226:ALA:HB2	2.02	0.41
1:B:54:ASP:O	1:B:58:VAL:HG13	2.20	0.41
1:A:402:LYS:O	1:A:403:VAL:C	2.58	0.41
1:B:52:PRO:HB3	1:B:56:ILE:CB	2.50	0.41
1:B:159:THR:O	1:B:160:PHE:HB3	2.20	0.41
1:A:324:VAL:HG12	1:A:325:ASP:OD2	2.20	0.41
1:A:331:GLN:C	1:A:332:LEU:HD12	2.41	0.41
1:B:109:THR:N	1:B:112:ASP:HB2	2.36	0.41
1:B:113:LEU:HA	1:B:113:LEU:HD23	1.82	0.41
1:B:202:SER:OG	1:B:204:LYS:HG2	2.21	0.41
1:B:241:ASN:HA	1:B:345:ASN:ND2	2.35	0.41
1:B:340:ILE:C	1:B:342:PHE:H	2.23	0.41
1:A:169:VAL:O	1:A:173:PHE:N	2.54	0.41
1:A:336:ALA:O	1:A:338:ALA:N	2.54	0.41
1:A:429:TRP:HB2	1:A:451:GLU:CG	2.51	0.41
1:B:59:PRO:HA	1:B:350:ASN:HB3	2.02	0.41
1:A:12:LYS:O	1:A:16:ASP:CG	2.58	0.41
1:B:11:LEU:HD12	1:B:173:PHE:CE2	2.56	0.41
1:B:188:TYR:CD1	1:B:189:PRO:O	2.74	0.41
1:B:254:ASP:O	1:B:255:VAL:C	2.58	0.41
1:A:208:PHE:C	1:A:213:LYS:HB2	2.41	0.40
1:B:181:LYS:HD2	1:B:183:ASP:OD2	2.21	0.40
1:A:271:GLU:CG	1:A:272:ILE:N	2.84	0.40
1:B:322:LYS:HD2	2:B:695:HOH:O	2.21	0.40
1:B:266:LYS:CB	2:B:598:HOH:O	2.60	0.40
1:B:93:MET:SD	1:B:99:LYS:HE3	2.61	0.40
1:B:275:VAL:O	1:B:276:PRO:C	2.59	0.40

Continued on next page...

Continued from previous page...

Atom-1	Atom-2	Interatomic distance (Å)	Clash overlap (Å)
1:A:175:PRO:O	1:A:176:TRP:C	2.59	0.40
1:B:239:ASN:O	1:B:240:LYS:CB	2.69	0.40
1:A:195:VAL:HG13	1:A:196:PHE:N	2.36	0.40
1:A:307:LEU:HB3	1:A:313:LEU:HG	2.03	0.40
1:A:245:MET:O	1:A:348:GLY:HA2	2.21	0.40
1:B:368:VAL:O	1:B:368:VAL:CG1	2.69	0.40
1:A:136:SER:HB2	1:A:189:PRO:HG3	2.04	0.40
1:A:190:PRO:HG2	1:A:194:ASP:CG	2.40	0.40
1:A:74:LYS:HG2	1:A:125:TYR:O	2.21	0.40
1:B:56:ILE:HD13	1:B:56:ILE:HA	1.86	0.40
1:A:251:THR:N	1:A:254:ASP:OD2	2.54	0.40
1:A:73:THR:HG21	1:A:125:TYR:CE1	2.56	0.40
1:A:95:CYS:SG	1:A:403:VAL:HB	2.61	0.40
1:B:358:PRO:HB2	1:B:360:LYS:CE	2.51	0.40
1:A:208:PHE:O	1:A:213:LYS:HB2	2.22	0.40
1:A:314:LYS:CD	2:A:563:HOH:O	2.68	0.40
1:A:441:THR:HB	1:A:462:ASN:OD1	2.21	0.40
1:B:32:LEU:CG	2:B:683:HOH:O	2.69	0.40
1:A:119:GLU:HA	1:A:154:ASN:O	2.21	0.40
1:A:200:MET:HA	1:A:205:LEU:HB3	2.02	0.40
1:B:261:ILE:CD1	1:B:270:LEU:HB2	2.51	0.40
1:B:313:LEU:HB2	2:B:560:HOH:O	2.22	0.40
1:B:418:GLU:HB2	1:B:437:LYS:HG2	2.03	0.40
1:A:204:LYS:O	1:A:207:THR:HB	2.22	0.40
1:A:366:LEU:HB2	1:A:406:PHE:HZ	1.86	0.40
1:B:48:LYS:NZ	1:B:48:LYS:CB	2.85	0.40
1:A:104:VAL:O	1:A:369:GLN:HG2	2.21	0.40
1:B:289:PHE:CB	2:B:588:HOH:O	2.68	0.40
1:B:247:VAL:HB	1:B:291:ILE:HD13	2.03	0.40
1:B:60:TYR:N	1:B:350:ASN:O	2.54	0.40
1:A:108:LEU:HD12	1:A:375:LEU:CD2	2.52	0.40
1:A:177:PRO:C	1:A:179:LYS:H	2.25	0.40
1:B:115:VAL:HB	1:B:150:TYR:CE1	2.56	0.40
1:B:306:LYS:CE	2:B:561:HOH:O	2.69	0.40
1:B:243:TYR:HE2	1:B:297:LEU:HD22	1.86	0.40
1:B:150:TYR:HB3	1:B:153:SER:HB2	2.03	0.40
1:B:227:ILE:CD1	2:B:535:HOH:O	2.68	0.40
1:B:85:LEU:HB2	1:B:220:ASN:HA	2.03	0.40
1:A:280:VAL:O	1:A:283:PHE:HB3	2.21	0.40
1:A:415:SER:H	1:A:435:VAL:HA	1.85	0.40
1:B:263:TYR:HB3	1:B:268:GLN:CD	2.41	0.40

Continued on next page...

Continued from previous page...

Atom-1	Atom-2	Interatomic distance (Å)	Clash overlap (Å)
1:A:16:ASP:HA	1:A:26:LYS:CD	2.47	0.40
1:A:258:GLY:HA2	1:A:271:GLU:HA	2.03	0.40
1:A:35:ARG:HE	1:A:314:LYS:HE2	1.87	0.40
1:B:85:LEU:O	1:B:221:SER:HB3	2.21	0.40
1:B:362:SER:HB2	1:B:406:PHE:CG	2.56	0.40
1:B:84:LYS:CE	2:B:471:HOH:O	2.69	0.40
1:A:105:ARG:NH1	1:A:105:ARG:HG3	2.33	0.40
1:A:10:GLN:O	1:A:10:GLN:HG3	2.20	0.40
1:B:337:GLY:CA	2:B:474:HOH:O	2.67	0.40
1:B:75:ASN:O	1:B:79:LYS:HG3	2.21	0.40
1:A:224:LEU:HD12	1:A:368:VAL:HG11	2.04	0.40
1:B:239:ASN:O	1:B:240:LYS:O	2.39	0.40
1:B:320:ASN:N	1:B:331:GLN:O	2.54	0.40
1:B:31:SER:O	1:B:34:SER:HB2	2.21	0.40
1:A:263:TYR:CE2	1:A:264:GLU:HG3	2.56	0.40
1:A:86:ASN:OD1	2:A:477:HOH:O	2.22	0.40
1:B:122:ASN:OD1	1:B:129:VAL:N	2.45	0.40
1:B:254:ASP:CG	1:B:353:ARG:HH12	2.23	0.40
1:A:109:THR:O	1:A:110:PHE:C	2.60	0.40
1:A:169:VAL:HG12	1:A:171:ASP:OD1	2.21	0.40
1:A:261:ILE:O	1:A:267:VAL:CG2	2.69	0.40
1:B:396:LEU:HD23	1:B:424:VAL:HB	2.02	0.40
1:A:118:ILE:HA	1:A:121:LEU:HD12	2.02	0.40
1:A:122:ASN:O	1:A:126:GLY:N	2.52	0.40
1:A:35:ARG:HG3	1:A:314:LYS:CE	2.51	0.40
1:A:466:PRO:C	1:A:468:ASP:H	2.24	0.40
1:A:20:GLU:HG3	1:A:164:LYS:HZ3	1.86	0.40
1:A:104:VAL:HG21	1:A:224:LEU:HD11	2.02	0.40
1:A:388:ASN:HA	1:A:389:PRO:HD3	1.91	0.40
1:A:450:LEU:CD2	1:A:466:PRO:HD3	2.51	0.40
1:B:227:ILE:HD11	2:B:636:HOH:O	2.20	0.40
1:B:63:MET:HE3	1:B:349:VAL:CG2	2.51	0.40
1:A:100:SER:HA	1:A:110:PHE:CD2	2.56	0.40
1:A:209:LEU:HA	1:A:209:LEU:HD12	1.95	0.40
1:B:146:ILE:O	1:B:149:LYS:HG2	2.21	0.40
1:B:56:ILE:HD13	1:B:56:ILE:HA	1.77	0.40
1:A:259:THR:HG23	1:A:261:ILE:HG23	2.03	0.40
1:A:468:ASP:O	1:A:469:LEU:O	2.40	0.40
1:B:355:ARG:HG2	1:B:355:ARG:HH21	1.86	0.40
1:B:374:THR:OG1	2:B:645:HOH:O	2.22	0.40
1:B:105:ARG:O	1:B:106:ASP:HB2	2.22	0.40

Continued on next page...

Continued from previous page...

Atom-1	Atom-2	Interatomic distance (Å)	Clash overlap (Å)
1:A:260:LEU:HD23	1:A:269:LEU:HA	2.03	0.40
1:A:316:GLU:H	1:A:316:GLU:CD	2.24	0.40
1:A:35:ARG:O	1:A:38:SER:N	2.55	0.40
1:A:439:LYS:HE3	1:A:462:ASN:CG	2.41	0.40
1:B:277:ASP:HA	1:B:280:VAL:HG23	2.04	0.40
1:B:192:HIS:CE1	1:B:335:ALA:HA	2.57	0.40
1:A:241:ASN:ND2	1:A:345:ASN:ND2	2.69	0.40
1:B:259:THR:O	1:B:269:LEU:HD12	2.21	0.40
1:B:351:VAL:HB	1:B:352:PRO:HD2	2.02	0.40
1:B:151:THR:C	1:B:152:ASN:HD22	2.24	0.40
1:B:287:GLU:O	1:B:290:LYS:NZ	2.37	0.40
1:B:400:PHE:O	1:B:406:PHE:HB2	2.22	0.40
1:A:245:MET:HE1	1:A:269:LEU:HD22	2.02	0.40
1:B:413:ILE:HA	1:B:414:PRO:HD3	1.91	0.40
1:A:388:ASN:HA	1:A:389:PRO:HD3	1.92	0.40
1:A:104:VAL:CG1	1:A:105:ARG:H	2.32	0.40
1:A:337:GLY:O	1:A:340:ILE:HG22	2.21	0.40
1:B:189:PRO:O	1:B:189:PRO:HG2	2.21	0.40
1:B:303:ALA:O	1:B:307:LEU:HG	2.21	0.40
1:B:315:MET:CB	1:B:334:THR:HB	2.51	0.40
1:B:93:MET:HB3	1:B:403:VAL:HG23	2.03	0.40
1:A:159:THR:O	1:A:160:PHE:HB3	2.21	0.40
1:A:200:MET:CG	1:A:205:LEU:HD23	2.34	0.40
1:A:452:ILE:HD12	1:A:452:ILE:N	2.36	0.40
1:B:66:VAL:HG13	1:B:72:GLU:CG	2.51	0.40
1:A:439:LYS:O	1:A:460:ASN:HA	2.22	0.40
1:B:101:VAL:CG2	2:B:512:HOH:O	2.68	0.40
1:B:137:PHE:CE1	1:B:138:ASN:OD1	2.75	0.40
1:B:200:MET:HA	1:B:205:LEU:HB2	2.04	0.40
1:B:250:LYS:HE2	1:B:254:ASP:O	2.22	0.40
1:B:227:ILE:CG1	1:B:355:ARG:NH2	2.82	0.40
1:B:419:LEU:HD13	1:B:436:LEU:HB2	2.03	0.40

There are no symmetry-related clashes.

5.3 Torsion angles ⓘ

5.3.1 Protein backbone ⓘ

In the following table, the Percentiles column shows the percent Ramachandran outliers of the chain as a percentile score with respect to all X-ray entries followed by that with respect to entries

of similar resolution.

The Analysed column shows the number of residues for which the backbone conformation was analysed, and the total number of residues.

Mol	Chain	Analysed	Favoured	Allowed	Outliers	Percentiles	
1	1-A	456/469 (97%)	399 (88%)	48 (10%)	9 (2%)	9	1
1	1-B	451/469 (96%)	408 (90%)	38 (8%)	5 (1%)	17	5
1	2-A	456/469 (97%)	407 (89%)	44 (10%)	5 (1%)	17	5
1	2-B	451/469 (96%)	405 (90%)	38 (8%)	8 (2%)	10	2
1	3-A	456/469 (97%)	415 (91%)	33 (7%)	8 (2%)	10	2
1	3-B	451/469 (96%)	410 (91%)	34 (8%)	7 (2%)	11	3
1	4-A	456/469 (97%)	403 (88%)	42 (9%)	11 (2%)	7	1
1	4-B	451/469 (96%)	411 (91%)	33 (7%)	7 (2%)	11	3
1	5-A	456/469 (97%)	406 (89%)	37 (8%)	13 (3%)	5	0
1	5-B	451/469 (96%)	406 (90%)	41 (9%)	4 (1%)	20	7
1	6-A	456/469 (97%)	402 (88%)	48 (10%)	6 (1%)	14	3
1	6-B	451/469 (96%)	399 (88%)	40 (9%)	12 (3%)	6	1
1	7-A	456/469 (97%)	415 (91%)	34 (8%)	7 (2%)	12	3
1	7-B	451/469 (96%)	407 (90%)	38 (8%)	6 (1%)	14	3
1	8-A	456/469 (97%)	403 (88%)	46 (10%)	7 (2%)	12	3
1	8-B	451/469 (96%)	409 (91%)	34 (8%)	8 (2%)	10	2
All	All	7256/7504 (97%)	6505 (90%)	628 (9%)	123 (2%)	11	2

All (123) Ramachandran outliers are listed below:

Mol	Chain	Res	Type
1	1-A	8	LEU
1	1-B	170	ALA
1	3-A	38	SER
1	3-A	319	PRO
1	3-B	96	THR
1	3-B	97	GLY
1	4-A	8	LEU
1	4-A	220	ASN
1	4-B	255	VAL
1	4-B	295	ASN
1	4-B	460	ASN
1	5-A	403	VAL

Continued on next page...

Continued from previous page...

Mol	Chain	Res	Type
1	5-A	433	SER
1	6-B	67	SER
1	6-B	311	ASP
1	6-B	321	PRO
1	6-B	322	LYS
1	7-A	38	SER
1	7-B	266	LYS
1	8-A	8	LEU
1	8-B	170	ALA
1	8-B	264	GLU
1	1-B	78	ASP
1	2-A	170	ALA
1	2-B	96	THR
1	2-B	264	GLU
1	2-B	323	GLU
1	3-A	387	THR
1	3-B	178	SER
1	4-A	313	LEU
1	5-A	460	ASN
1	5-B	9	PRO
1	5-B	27	SER
1	5-B	313	LEU
1	6-A	277	ASP
1	6-A	431	GLY
1	6-B	31	SER
1	6-B	97	GLY
1	6-B	403	VAL
1	7-A	8	LEU
1	7-A	202	SER
1	7-A	445	LYS
1	7-A	460	ASN
1	7-B	155	VAL
1	7-B	403	VAL
1	8-A	340	ILE
1	1-A	47	SER
1	1-A	69	ASP
1	1-B	150	TYR
1	2-A	8	LEU
1	2-A	18	LEU
1	2-A	171	ASP
1	3-B	10	GLN
1	4-A	86	ASN

Continued on next page...

Continued from previous page...

Mol	Chain	Res	Type
1	4-B	97	GLY
1	5-A	8	LEU
1	5-A	122	ASN
1	5-A	170	ALA
1	5-A	184	LYS
1	5-A	238	GLN
1	5-A	435	VAL
1	6-A	178	SER
1	6-A	411	LYS
1	8-A	371	ASP
1	8-A	419	LEU
1	8-B	361	ALA
1	8-B	401	LYS
1	1-A	61	GLU
1	1-A	463	ILE
1	2-B	371	ASP
1	3-A	386	ARG
1	4-A	7	ASN
1	4-A	101	VAL
1	4-A	184	LYS
1	4-B	328	LYS
1	5-A	210	SER
1	5-B	83	LEU
1	6-A	320	ASN
1	6-B	144	HIS
1	6-B	190	PRO
1	6-B	312	ALA
1	6-B	320	ASN
1	7-A	399	GLU
1	7-B	255	VAL
1	8-A	105	ARG
1	8-B	97	GLY
1	1-A	10	GLN
1	1-A	319	PRO
1	1-B	97	GLY
1	1-B	168	VAL
1	2-A	191	GLY
1	2-B	61	GLU
1	2-B	163	SER
1	3-A	184	LYS
1	3-B	390	SER
1	4-A	295	ASN

Continued on next page...

Continued from previous page...

Mol	Chain	Res	Type
1	5-A	421	SER
1	8-A	160	PHE
1	8-B	151	THR
1	8-B	272	ILE
1	8-B	460	ASN
1	1-A	162	GLN
1	2-B	190	PRO
1	2-B	397	GLY
1	4-A	345	ASN
1	4-B	337	GLY
1	6-B	196	PHE
1	7-B	265	GLY
1	8-A	313	LEU
1	3-A	9	PRO
1	3-B	56	ILE
1	4-B	9	PRO
1	6-A	8	LEU
1	7-B	190	PRO
1	1-A	190	PRO
1	4-A	190	PRO
1	3-A	70	VAL
1	3-A	320	ASN
1	3-B	57	VAL
1	4-A	255	VAL
1	5-A	352	PRO
1	5-A	195	VAL
1	7-A	197	PRO

5.3.2 Protein sidechains ⓘ

In the following table, the Percentiles column shows the percent sidechain outliers of the chain as a percentile score with respect to all X-ray entries followed by that with respect to entries of similar resolution.

The Analysed column shows the number of residues for which the sidechain conformation was analysed, and the total number of residues.

Mol	Chain	Analysed	Rotameric	Outliers	Percentiles	
1	1-A	408/414 (99%)	394 (97%)	14 (3%)	42	22
1	1-B	404/414 (98%)	390 (96%)	14 (4%)	41	21
1	2-A	408/414 (99%)	389 (95%)	19 (5%)	30	12

Continued on next page...

Continued from previous page...

Mol	Chain	Analysed	Rotameric	Outliers	Percentiles	
1	2-B	404/414 (98%)	392 (97%)	12 (3%)	46	28
1	3-A	408/414 (99%)	396 (97%)	12 (3%)	48	30
1	3-B	404/414 (98%)	389 (96%)	15 (4%)	39	19
1	4-A	408/414 (99%)	388 (95%)	20 (5%)	29	11
1	4-B	404/414 (98%)	392 (97%)	12 (3%)	46	28
1	5-A	408/414 (99%)	392 (96%)	16 (4%)	37	18
1	5-B	404/414 (98%)	385 (95%)	19 (5%)	30	12
1	6-A	408/414 (99%)	395 (97%)	13 (3%)	44	25
1	6-B	404/414 (98%)	389 (96%)	15 (4%)	39	19
1	7-A	408/414 (99%)	395 (97%)	13 (3%)	44	25
1	7-B	404/414 (98%)	385 (95%)	19 (5%)	30	12
1	8-A	408/414 (99%)	392 (96%)	16 (4%)	37	18
1	8-B	404/414 (98%)	391 (97%)	13 (3%)	44	25
All	All	6496/6624 (98%)	6254 (96%)	242 (4%)	39	19

All (242) residues with a non-rotameric sidechain are listed below:

Mol	Chain	Res	Type
1	1-A	142	ASP
1	1-A	163	SER
1	1-A	205	LEU
1	1-A	239	ASN
1	1-A	254	ASP
1	1-A	268	GLN
1	1-A	271	GLU
1	1-A	314	LYS
1	1-A	324	VAL
1	1-A	332	LEU
1	1-A	355	ARG
1	1-A	358	PRO
1	1-A	362	SER
1	1-A	384	LYS
1	1-B	13	SER
1	1-B	80	LEU
1	1-B	86	ASN
1	1-B	141	ASP
1	1-B	150	TYR

Continued on next page...

Continued from previous page...

Mol	Chain	Res	Type
1	1-B	171	ASP
1	1-B	176	TRP
1	1-B	200	MET
1	1-B	267	VAL
1	1-B	372	LEU
1	1-B	381	THR
1	1-B	446	SER
1	1-B	454	ASP
1	1-B	464	ASN
1	2-A	11	LEU
1	2-A	34	SER
1	2-A	81	VAL
1	2-A	99	LYS
1	2-A	104	VAL
1	2-A	173	PHE
1	2-A	187	TRP
1	2-A	192	HIS
1	2-A	200	MET
1	2-A	262	SER
1	2-A	266	LYS
1	2-A	281	ASN
1	2-A	288	LYS
1	2-A	295	ASN
1	2-A	317	ILE
1	2-A	332	LEU
1	2-A	384	LYS
1	2-A	430	PHE
1	2-A	439	LYS
1	2-B	58	VAL
1	2-B	147	VAL
1	2-B	148	GLU
1	2-B	155	VAL
1	2-B	167	ARG
1	2-B	220	ASN
1	2-B	223	ASN
1	2-B	315	MET
1	2-B	347	ILE
1	2-B	357	LEU
1	2-B	360	LYS
1	2-B	381	THR
1	3-A	10	GLN
1	3-A	31	SER

Continued on next page...

Continued from previous page...

Mol	Chain	Res	Type
1	3-A	81	VAL
1	3-A	92	THR
1	3-A	138	ASN
1	3-A	200	MET
1	3-A	209	LEU
1	3-A	271	GLU
1	3-A	314	LYS
1	3-A	330	LEU
1	3-A	332	LEU
1	3-A	450	LEU
1	3-B	8	LEU
1	3-B	27	SER
1	3-B	74	LYS
1	3-B	135	ASN
1	3-B	148	GLU
1	3-B	188	TYR
1	3-B	244	CYS
1	3-B	247	VAL
1	3-B	293	ASN
1	3-B	295	ASN
1	3-B	330	LEU
1	3-B	341	ARG
1	3-B	372	LEU
1	3-B	381	THR
1	3-B	387	THR
1	4-A	24	SER
1	4-A	69	ASP
1	4-A	81	VAL
1	4-A	141	ASP
1	4-A	155	VAL
1	4-A	205	LEU
1	4-A	209	LEU
1	4-A	222	ASP
1	4-A	267	VAL
1	4-A	278	GLU
1	4-A	288	LYS
1	4-A	295	ASN
1	4-A	314	LYS
1	4-A	316	GLU
1	4-A	344	ASP
1	4-A	355	ARG
1	4-A	384	LYS

Continued on next page...

Continued from previous page...

Mol	Chain	Res	Type
1	4-A	415	SER
1	4-A	417	VAL
1	4-A	427	ASP
1	4-B	8	LEU
1	4-B	148	GLU
1	4-B	156	ASP
1	4-B	192	HIS
1	4-B	210	SER
1	4-B	249	PRO
1	4-B	268	GLN
1	4-B	288	LYS
1	4-B	357	LEU
1	4-B	360	LYS
1	4-B	362	SER
1	4-B	366	LEU
1	5-A	8	LEU
1	5-A	16	ASP
1	5-A	32	LEU
1	5-A	55	GLU
1	5-A	81	VAL
1	5-A	205	LEU
1	5-A	243	TYR
1	5-A	248	THR
1	5-A	295	ASN
1	5-A	314	LYS
1	5-A	332	LEU
1	5-A	350	ASN
1	5-A	355	ARG
1	5-A	377	ASP
1	5-A	454	ASP
1	5-A	455	ARG
1	5-B	27	SER
1	5-B	52	PRO
1	5-B	78	ASP
1	5-B	79	LYS
1	5-B	105	ARG
1	5-B	145	LYS
1	5-B	148	GLU
1	5-B	158	HIS
1	5-B	171	ASP
1	5-B	220	ASN
1	5-B	243	TYR

Continued on next page...

Continued from previous page...

Mol	Chain	Res	Type
1	5-B	245	MET
1	5-B	254	ASP
1	5-B	297	LEU
1	5-B	360	LYS
1	5-B	387	THR
1	5-B	432	SER
1	5-B	441	THR
1	5-B	450	LEU
1	6-A	81	VAL
1	6-A	111	LEU
1	6-A	192	HIS
1	6-A	205	LEU
1	6-A	209	LEU
1	6-A	266	LYS
1	6-A	272	ILE
1	6-A	314	LYS
1	6-A	320	ASN
1	6-A	332	LEU
1	6-A	345	ASN
1	6-A	355	ARG
1	6-A	384	LYS
1	6-B	69	ASP
1	6-B	101	VAL
1	6-B	105	ARG
1	6-B	111	LEU
1	6-B	179	LYS
1	6-B	192	HIS
1	6-B	227	ILE
1	6-B	295	ASN
1	6-B	299	VAL
1	6-B	347	ILE
1	6-B	357	LEU
1	6-B	360	LYS
1	6-B	365	LEU
1	6-B	382	ARG
1	6-B	408	SER
1	7-A	45	GLU
1	7-A	92	THR
1	7-A	155	VAL
1	7-A	174	VAL
1	7-A	200	MET
1	7-A	243	TYR

Continued on next page...

Continued from previous page...

Mol	Chain	Res	Type
1	7-A	266	LYS
1	7-A	330	LEU
1	7-A	332	LEU
1	7-A	375	LEU
1	7-A	384	LYS
1	7-A	420	ASP
1	7-A	455	ARG
1	7-B	27	SER
1	7-B	51	THR
1	7-B	54	ASP
1	7-B	105	ARG
1	7-B	141	ASP
1	7-B	148	GLU
1	7-B	164	LYS
1	7-B	171	ASP
1	7-B	179	LYS
1	7-B	183	ASP
1	7-B	200	MET
1	7-B	268	GLN
1	7-B	272	ILE
1	7-B	281	ASN
1	7-B	284	LYS
1	7-B	287	GLU
1	7-B	345	ASN
1	7-B	347	ILE
1	7-B	467	GLU
1	8-A	31	SER
1	8-A	55	GLU
1	8-A	81	VAL
1	8-A	92	THR
1	8-A	105	ARG
1	8-A	111	LEU
1	8-A	209	LEU
1	8-A	243	TYR
1	8-A	244	CYS
1	8-A	266	LYS
1	8-A	314	LYS
1	8-A	330	LEU
1	8-A	362	SER
1	8-A	374	THR
1	8-A	384	LYS
1	8-A	421	SER

Continued on next page...

Continued from previous page...

Mol	Chain	Res	Type
1	8-B	45	GLU
1	8-B	105	ARG
1	8-B	141	ASP
1	8-B	223	ASN
1	8-B	236	LEU
1	8-B	288	LYS
1	8-B	293	ASN
1	8-B	357	LEU
1	8-B	360	LYS
1	8-B	362	SER
1	8-B	372	LEU
1	8-B	375	LEU
1	8-B	381	THR

Some sidechains can be flipped to improve hydrogen bonding and reduce clashes. All (126) such sidechains are listed below:

Mol	Chain	Res	Type
1	1-A	75	ASN
1	1-A	138	ASN
1	1-A	162	GLN
1	1-A	239	ASN
1	1-A	345	ASN
1	1-A	464	ASN
1	1-B	75	ASN
1	1-B	86	ASN
1	1-B	120	ASN
1	1-B	135	ASN
1	1-B	138	ASN
1	1-B	152	ASN
1	1-B	162	GLN
1	1-B	220	ASN
1	1-B	268	GLN
1	1-B	464	ASN
1	2-A	50	GLN
1	2-A	138	ASN
1	2-A	158	HIS
1	2-A	238	GLN
1	2-A	241	ASN
1	2-A	268	GLN
1	2-A	279	HIS
1	2-B	50	GLN
1	2-B	138	ASN

Continued on next page...

Continued from previous page...

Mol	Chain	Res	Type
1	2-B	152	ASN
1	2-B	154	ASN
1	2-B	162	GLN
1	2-B	220	ASN
1	2-B	235	HIS
1	2-B	239	ASN
1	2-B	279	HIS
1	2-B	296	ASN
1	2-B	345	ASN
1	3-A	10	GLN
1	3-A	50	GLN
1	3-A	68	GLN
1	3-A	75	ASN
1	3-A	138	ASN
1	3-A	158	HIS
1	3-A	268	GLN
1	3-A	296	ASN
1	3-A	345	ASN
1	3-A	460	ASN
1	3-B	10	GLN
1	3-B	50	GLN
1	3-B	75	ASN
1	3-B	120	ASN
1	3-B	138	ASN
1	3-B	152	ASN
1	3-B	162	GLN
1	3-B	220	ASN
1	3-B	268	GLN
1	3-B	293	ASN
1	3-B	295	ASN
1	4-A	68	GLN
1	4-A	75	ASN
1	4-A	117	GLN
1	4-A	120	ASN
1	4-A	138	ASN
1	4-A	158	HIS
1	4-A	239	ASN
1	4-A	268	GLN
1	4-A	279	HIS
1	4-A	320	ASN
1	4-A	345	ASN
1	4-A	460	ASN

Continued on next page...

Continued from previous page...

Mol	Chain	Res	Type
1	4-B	10	GLN
1	4-B	50	GLN
1	4-B	75	ASN
1	4-B	138	ASN
1	4-B	140	HIS
1	4-B	152	ASN
1	4-B	235	HIS
1	4-B	268	GLN
1	4-B	279	HIS
1	5-A	50	GLN
1	5-A	68	GLN
1	5-A	75	ASN
1	5-A	158	HIS
1	5-A	238	GLN
1	5-A	295	ASN
1	5-B	50	GLN
1	5-B	68	GLN
1	5-B	152	ASN
1	5-B	162	GLN
1	5-B	220	ASN
1	5-B	350	ASN
1	6-A	50	GLN
1	6-A	162	GLN
1	6-A	239	ASN
1	6-A	268	GLN
1	6-A	331	GLN
1	6-A	345	ASN
1	6-A	369	GLN
1	6-A	460	ASN
1	6-B	50	GLN
1	6-B	75	ASN
1	6-B	138	ASN
1	6-B	152	ASN
1	6-B	235	HIS
1	6-B	295	ASN
1	7-A	50	GLN
1	7-A	68	GLN
1	7-A	75	ASN
1	7-A	120	ASN
1	7-A	162	GLN
1	7-A	268	GLN
1	7-A	462	ASN

Continued on next page...

Continued from previous page...

Mol	Chain	Res	Type
1	7-B	75	ASN
1	7-B	152	ASN
1	7-B	220	ASN
1	7-B	268	GLN
1	8-A	138	ASN
1	8-A	158	HIS
1	8-A	162	GLN
1	8-A	238	GLN
1	8-A	320	ASN
1	8-A	460	ASN
1	8-B	50	GLN
1	8-B	138	ASN
1	8-B	152	ASN
1	8-B	162	GLN
1	8-B	220	ASN
1	8-B	293	ASN
1	8-B	295	ASN

5.3.3 RNA [i](#)

There are no RNA molecules in this entry.

5.4 Non-standard residues in protein, DNA, RNA chains [i](#)

There are no non-standard protein/DNA/RNA residues in this entry.

5.5 Carbohydrates [i](#)

There are no carbohydrates in this entry.

5.6 Ligand geometry [i](#)

There are no ligands in this entry.

5.7 Other polymers [i](#)

There are no such residues in this entry.

5.8 Polymer linkage issues ⓘ

There are no chain breaks in this entry.

6 Fit of model and data ⓘ

6.1 Protein, DNA and RNA chains ⓘ

In the following table, the column labelled ‘#RSRZ > 2’ contains the number (and percentage) of RSRZ outliers, followed by percent RSRZ outliers for the chain as percentile scores relative to all X-ray entries and entries of similar resolution. The OWAB column contains the minimum, median, 95th percentile and maximum values of the occupancy-weighted average B-factor per residue. The column labelled ‘Q < 0.9’ lists the number of (and percentage) of residues with an average occupancy less than 0.9.

Mol	Chain	Analysed	<RSRZ>	#RSRZ>2	OWAB(Å ²)	Q<0.9
1	1-A	460/469 (98%)	0.61	54 (11%) 5 5	9, 24, 48, 69	460 (100%)
1	1-B	455/469 (97%)	0.10	24 (5%) 27 26	3, 17, 39, 55	455 (100%)
1	2-A	460/469 (98%)	0.61	54 (11%) 5 5	9, 24, 48, 69	460 (100%)
1	2-B	455/469 (97%)	0.10	24 (5%) 27 26	3, 17, 39, 55	455 (100%)
1	3-A	460/469 (98%)	0.61	54 (11%) 5 5	9, 24, 48, 69	460 (100%)
1	3-B	455/469 (97%)	0.10	24 (5%) 27 26	3, 17, 39, 55	455 (100%)
1	4-A	460/469 (98%)	0.61	54 (11%) 5 5	9, 24, 48, 69	460 (100%)
1	4-B	455/469 (97%)	0.10	24 (5%) 27 26	3, 17, 39, 55	455 (100%)
1	5-A	460/469 (98%)	0.61	54 (11%) 5 5	9, 24, 48, 69	460 (100%)
1	5-B	455/469 (97%)	0.10	24 (5%) 27 26	3, 17, 39, 55	455 (100%)
1	6-A	460/469 (98%)	0.61	54 (11%) 5 5	9, 24, 48, 69	460 (100%)
1	6-B	455/469 (97%)	0.10	24 (5%) 27 26	3, 17, 39, 55	455 (100%)
1	7-A	460/469 (98%)	0.61	54 (11%) 5 5	9, 24, 48, 69	460 (100%)
1	7-B	455/469 (97%)	0.10	24 (5%) 27 26	3, 17, 39, 55	455 (100%)
1	8-A	460/469 (98%)	0.61	54 (11%) 5 5	9, 24, 48, 69	460 (100%)
1	8-B	455/469 (97%)	0.10	24 (5%) 27 26	3, 17, 39, 55	455 (100%)
All	All	7320/7504 (97%)	0.36	624 (8%) 11 11	3, 21, 47, 69	7320 (100%)

All (624) RSRZ outliers are listed below:

Mol	Chain	Res	Type	RSRZ
1	1-A	387	THR	7.5
1	2-A	387	THR	7.5
1	3-A	387	THR	7.5
1	4-A	387	THR	7.5
1	5-A	387	THR	7.5

Continued on next page...

Continued from previous page...

Mol	Chain	Res	Type	RSRZ
1	6-A	387	THR	7.5
1	7-A	387	THR	7.5
1	8-A	387	THR	7.5
1	1-A	8	LEU	7.5
1	2-A	8	LEU	7.5
1	3-A	8	LEU	7.5
1	4-A	8	LEU	7.5
1	5-A	8	LEU	7.5
1	6-A	8	LEU	7.5
1	7-A	8	LEU	7.5
1	8-A	8	LEU	7.5
1	1-A	7	ASN	7.0
1	2-A	7	ASN	7.0
1	3-A	7	ASN	7.0
1	4-A	7	ASN	7.0
1	5-A	7	ASN	7.0
1	6-A	7	ASN	7.0
1	7-A	7	ASN	7.0
1	8-A	7	ASN	7.0
1	1-A	68	GLN	6.6
1	2-A	68	GLN	6.6
1	3-A	68	GLN	6.6
1	4-A	68	GLN	6.6
1	5-A	68	GLN	6.6
1	6-A	68	GLN	6.6
1	7-A	68	GLN	6.6
1	8-A	68	GLN	6.6
1	1-A	44	ILE	6.5
1	2-A	44	ILE	6.5
1	3-A	44	ILE	6.5
1	4-A	44	ILE	6.5
1	5-A	44	ILE	6.5
1	6-A	44	ILE	6.5
1	7-A	44	ILE	6.5
1	8-A	44	ILE	6.5
1	1-A	384	LYS	6.3
1	2-A	384	LYS	6.3
1	3-A	384	LYS	6.3
1	4-A	384	LYS	6.3
1	5-A	384	LYS	6.3
1	6-A	384	LYS	6.3
1	7-A	384	LYS	6.3

Continued on next page...

Continued from previous page...

Mol	Chain	Res	Type	RSRZ
1	8-A	384	LYS	6.3
1	1-A	287	GLU	6.2
1	2-A	287	GLU	6.2
1	3-A	287	GLU	6.2
1	4-A	287	GLU	6.2
1	5-A	287	GLU	6.2
1	6-A	287	GLU	6.2
1	7-A	287	GLU	6.2
1	8-A	287	GLU	6.2
1	1-A	385	ALA	6.0
1	2-A	385	ALA	6.0
1	3-A	385	ALA	6.0
1	4-A	385	ALA	6.0
1	5-A	385	ALA	6.0
1	6-A	385	ALA	6.0
1	7-A	385	ALA	6.0
1	8-A	385	ALA	6.0
1	1-A	388	ASN	5.9
1	2-A	388	ASN	5.9
1	3-A	388	ASN	5.9
1	4-A	388	ASN	5.9
1	5-A	388	ASN	5.9
1	6-A	388	ASN	5.9
1	7-A	388	ASN	5.9
1	8-A	388	ASN	5.9
1	1-A	55	GLU	5.7
1	2-A	55	GLU	5.7
1	3-A	55	GLU	5.7
1	4-A	55	GLU	5.7
1	5-A	55	GLU	5.7
1	6-A	55	GLU	5.7
1	7-A	55	GLU	5.7
1	8-A	55	GLU	5.7
1	1-A	371	ASP	5.2
1	2-A	371	ASP	5.2
1	3-A	371	ASP	5.2
1	4-A	371	ASP	5.2
1	5-A	371	ASP	5.2
1	6-A	371	ASP	5.2
1	7-A	371	ASP	5.2
1	8-A	371	ASP	5.2
1	1-A	389	PRO	4.8

Continued on next page...

Continued from previous page...

Mol	Chain	Res	Type	RSRZ
1	2-A	389	PRO	4.8
1	3-A	389	PRO	4.8
1	4-A	389	PRO	4.8
1	5-A	389	PRO	4.8
1	6-A	389	PRO	4.8
1	7-A	389	PRO	4.8
1	8-A	389	PRO	4.8
1	1-A	288	LYS	4.8
1	2-A	288	LYS	4.8
1	3-A	288	LYS	4.8
1	4-A	288	LYS	4.8
1	5-A	288	LYS	4.8
1	6-A	288	LYS	4.8
1	7-A	288	LYS	4.8
1	8-A	288	LYS	4.8
1	1-B	9	PRO	4.3
1	2-B	9	PRO	4.3
1	3-B	9	PRO	4.3
1	4-B	9	PRO	4.3
1	5-B	9	PRO	4.3
1	6-B	9	PRO	4.3
1	7-B	9	PRO	4.3
1	8-B	9	PRO	4.3
1	1-A	70	VAL	4.3
1	2-A	70	VAL	4.3
1	3-A	70	VAL	4.3
1	4-A	70	VAL	4.3
1	5-A	70	VAL	4.3
1	6-A	70	VAL	4.3
1	7-A	70	VAL	4.3
1	8-A	70	VAL	4.3
1	1-A	285	SER	4.1
1	2-A	285	SER	4.1
1	3-A	285	SER	4.1
1	4-A	285	SER	4.1
1	5-A	285	SER	4.1
1	6-A	285	SER	4.1
1	7-A	285	SER	4.1
1	8-A	285	SER	4.1
1	1-B	151	THR	4.0
1	2-B	151	THR	4.0
1	3-B	151	THR	4.0

Continued on next page...

Continued from previous page...

Mol	Chain	Res	Type	RSRZ
1	4-B	151	THR	4.0
1	5-B	151	THR	4.0
1	6-B	151	THR	4.0
1	7-B	151	THR	4.0
1	8-B	151	THR	4.0
1	1-A	123	ASN	3.9
1	2-A	123	ASN	3.9
1	3-A	123	ASN	3.9
1	4-A	123	ASN	3.9
1	5-A	123	ASN	3.9
1	6-A	123	ASN	3.9
1	7-A	123	ASN	3.9
1	8-A	123	ASN	3.9
1	1-A	69	ASP	3.8
1	2-A	69	ASP	3.8
1	3-A	69	ASP	3.8
1	4-A	69	ASP	3.8
1	5-A	69	ASP	3.8
1	6-A	69	ASP	3.8
1	7-A	69	ASP	3.8
1	8-A	69	ASP	3.8
1	1-B	325	ASP	3.7
1	2-B	325	ASP	3.7
1	3-B	325	ASP	3.7
1	4-B	325	ASP	3.7
1	5-B	325	ASP	3.7
1	6-B	325	ASP	3.7
1	7-B	325	ASP	3.7
1	8-B	325	ASP	3.7
1	1-A	277	ASP	3.6
1	1-B	141	ASP	3.6
1	2-A	277	ASP	3.6
1	2-B	141	ASP	3.6
1	3-A	277	ASP	3.6
1	3-B	141	ASP	3.6
1	4-A	277	ASP	3.6
1	4-B	141	ASP	3.6
1	5-A	277	ASP	3.6
1	5-B	141	ASP	3.6
1	6-A	277	ASP	3.6
1	6-B	141	ASP	3.6
1	7-A	277	ASP	3.6

Continued on next page...

Continued from previous page...

Mol	Chain	Res	Type	RSRZ
1	7-B	141	ASP	3.6
1	8-A	277	ASP	3.6
1	8-B	141	ASP	3.6
1	1-B	321	PRO	3.5
1	2-B	321	PRO	3.5
1	3-B	321	PRO	3.5
1	4-B	321	PRO	3.5
1	5-B	321	PRO	3.5
1	6-B	321	PRO	3.5
1	7-B	321	PRO	3.5
1	8-B	321	PRO	3.5
1	1-A	210	SER	3.5
1	2-A	210	SER	3.5
1	3-A	210	SER	3.5
1	4-A	210	SER	3.5
1	5-A	210	SER	3.5
1	6-A	210	SER	3.5
1	7-A	210	SER	3.5
1	8-A	210	SER	3.5
1	1-B	327	VAL	3.4
1	2-B	327	VAL	3.4
1	3-B	327	VAL	3.4
1	4-B	327	VAL	3.4
1	5-B	327	VAL	3.4
1	6-B	327	VAL	3.4
1	7-B	327	VAL	3.4
1	8-B	327	VAL	3.4
1	1-A	417	VAL	3.4
1	2-A	417	VAL	3.4
1	3-A	417	VAL	3.4
1	4-A	417	VAL	3.4
1	5-A	417	VAL	3.4
1	6-A	417	VAL	3.4
1	7-A	417	VAL	3.4
1	8-A	417	VAL	3.4
1	1-B	324	VAL	3.3
1	2-B	324	VAL	3.3
1	3-B	324	VAL	3.3
1	4-B	324	VAL	3.3
1	5-B	324	VAL	3.3
1	6-B	324	VAL	3.3
1	7-B	324	VAL	3.3

Continued on next page...

Continued from previous page...

Mol	Chain	Res	Type	RSRZ
1	8-B	324	VAL	3.3
1	1-A	67	SER	3.3
1	2-A	67	SER	3.3
1	3-A	67	SER	3.3
1	4-A	67	SER	3.3
1	5-A	67	SER	3.3
1	6-A	67	SER	3.3
1	7-A	67	SER	3.3
1	8-A	67	SER	3.3
1	1-A	379	PHE	3.2
1	2-A	379	PHE	3.2
1	3-A	379	PHE	3.2
1	4-A	379	PHE	3.2
1	5-A	379	PHE	3.2
1	6-A	379	PHE	3.2
1	7-A	379	PHE	3.2
1	8-A	379	PHE	3.2
1	1-B	150	TYR	3.2
1	2-B	150	TYR	3.2
1	3-B	150	TYR	3.2
1	4-B	150	TYR	3.2
1	5-B	150	TYR	3.2
1	6-B	150	TYR	3.2
1	7-B	150	TYR	3.2
1	8-B	150	TYR	3.2
1	1-A	65	PRO	3.1
1	2-A	65	PRO	3.1
1	3-A	65	PRO	3.1
1	4-A	65	PRO	3.1
1	5-A	65	PRO	3.1
1	6-A	65	PRO	3.1
1	7-A	65	PRO	3.1
1	8-A	65	PRO	3.1
1	1-A	252	LEU	3.1
1	2-A	252	LEU	3.1
1	3-A	252	LEU	3.1
1	4-A	252	LEU	3.1
1	5-A	252	LEU	3.1
1	6-A	252	LEU	3.1
1	7-A	252	LEU	3.1
1	8-A	252	LEU	3.1
1	1-B	281	ASN	3.1

Continued on next page...

Continued from previous page...

Mol	Chain	Res	Type	RSRZ
1	2-B	281	ASN	3.1
1	3-B	281	ASN	3.1
1	4-B	281	ASN	3.1
1	5-B	281	ASN	3.1
1	6-B	281	ASN	3.1
1	7-B	281	ASN	3.1
1	8-B	281	ASN	3.1
1	1-B	15	VAL	3.0
1	2-B	15	VAL	3.0
1	3-B	15	VAL	3.0
1	4-B	15	VAL	3.0
1	5-B	15	VAL	3.0
1	6-B	15	VAL	3.0
1	7-B	15	VAL	3.0
1	8-B	15	VAL	3.0
1	1-A	232	ILE	3.0
1	2-A	232	ILE	3.0
1	3-A	232	ILE	3.0
1	4-A	232	ILE	3.0
1	5-A	232	ILE	3.0
1	6-A	232	ILE	3.0
1	7-A	232	ILE	3.0
1	8-A	232	ILE	3.0
1	1-B	145	LYS	3.0
1	2-B	145	LYS	3.0
1	3-B	145	LYS	3.0
1	4-B	145	LYS	3.0
1	5-B	145	LYS	3.0
1	6-B	145	LYS	3.0
1	7-B	145	LYS	3.0
1	8-B	145	LYS	3.0
1	1-A	75	ASN	2.9
1	2-A	75	ASN	2.9
1	3-A	75	ASN	2.9
1	4-A	75	ASN	2.9
1	5-A	75	ASN	2.9
1	6-A	75	ASN	2.9
1	7-A	75	ASN	2.9
1	8-A	75	ASN	2.9
1	1-A	467	GLU	2.9
1	2-A	467	GLU	2.9
1	3-A	467	GLU	2.9

Continued on next page...

Continued from previous page...

Mol	Chain	Res	Type	RSRZ
1	4-A	467	GLU	2.9
1	5-A	467	GLU	2.9
1	6-A	467	GLU	2.9
1	7-A	467	GLU	2.9
1	8-A	467	GLU	2.9
1	1-B	96	THR	2.8
1	2-B	96	THR	2.8
1	3-B	96	THR	2.8
1	4-B	96	THR	2.8
1	5-B	96	THR	2.8
1	6-B	96	THR	2.8
1	7-B	96	THR	2.8
1	8-B	96	THR	2.8
1	1-A	286	ILE	2.8
1	2-A	286	ILE	2.8
1	3-A	286	ILE	2.8
1	4-A	286	ILE	2.8
1	5-A	286	ILE	2.8
1	6-A	286	ILE	2.8
1	7-A	286	ILE	2.8
1	8-A	286	ILE	2.8
1	1-A	218	VAL	2.8
1	2-A	218	VAL	2.8
1	3-A	218	VAL	2.8
1	4-A	218	VAL	2.8
1	5-A	218	VAL	2.8
1	6-A	218	VAL	2.8
1	7-A	218	VAL	2.8
1	8-A	218	VAL	2.8
1	1-A	251	THR	2.7
1	2-A	251	THR	2.7
1	3-A	251	THR	2.7
1	4-A	251	THR	2.7
1	5-A	251	THR	2.7
1	6-A	251	THR	2.7
1	7-A	251	THR	2.7
1	8-A	251	THR	2.7
1	1-A	289	PHE	2.7
1	1-B	17	GLY	2.7
1	2-A	289	PHE	2.7
1	2-B	17	GLY	2.7
1	3-A	289	PHE	2.7

Continued on next page...

Continued from previous page...

Mol	Chain	Res	Type	RSRZ
1	3-B	17	GLY	2.7
1	4-A	289	PHE	2.7
1	4-B	17	GLY	2.7
1	5-A	289	PHE	2.7
1	5-B	17	GLY	2.7
1	6-A	289	PHE	2.7
1	6-B	17	GLY	2.7
1	7-A	289	PHE	2.7
1	7-B	17	GLY	2.7
1	8-A	289	PHE	2.7
1	8-B	17	GLY	2.7
1	1-A	390	SER	2.7
1	2-A	390	SER	2.7
1	3-A	390	SER	2.7
1	4-A	390	SER	2.7
1	5-A	390	SER	2.7
1	6-A	390	SER	2.7
1	7-A	390	SER	2.7
1	8-A	390	SER	2.7
1	1-A	6	GLU	2.7
1	2-A	6	GLU	2.7
1	3-A	6	GLU	2.7
1	4-A	6	GLU	2.7
1	5-A	6	GLU	2.7
1	6-A	6	GLU	2.7
1	7-A	6	GLU	2.7
1	8-A	6	GLU	2.7
1	1-B	173	PHE	2.6
1	2-B	173	PHE	2.6
1	3-B	173	PHE	2.6
1	4-B	173	PHE	2.6
1	5-B	173	PHE	2.6
1	6-B	173	PHE	2.6
1	7-B	173	PHE	2.6
1	8-B	173	PHE	2.6
1	1-A	61	GLU	2.6
1	2-A	61	GLU	2.6
1	3-A	61	GLU	2.6
1	4-A	61	GLU	2.6
1	5-A	61	GLU	2.6
1	6-A	61	GLU	2.6
1	7-A	61	GLU	2.6

Continued on next page...

Continued from previous page...

Mol	Chain	Res	Type	RSRZ
1	8-A	61	GLU	2.6
1	1-B	171	ASP	2.5
1	2-B	171	ASP	2.5
1	3-B	171	ASP	2.5
1	4-B	171	ASP	2.5
1	5-B	171	ASP	2.5
1	6-B	171	ASP	2.5
1	7-B	171	ASP	2.5
1	8-B	171	ASP	2.5
1	1-A	416	ILE	2.5
1	2-A	416	ILE	2.5
1	3-A	416	ILE	2.5
1	4-A	416	ILE	2.5
1	5-A	416	ILE	2.5
1	6-A	416	ILE	2.5
1	7-A	416	ILE	2.5
1	8-A	416	ILE	2.5
1	1-B	13	SER	2.5
1	2-B	13	SER	2.5
1	3-B	13	SER	2.5
1	4-B	13	SER	2.5
1	5-B	13	SER	2.5
1	6-B	13	SER	2.5
1	7-B	13	SER	2.5
1	8-B	13	SER	2.5
1	1-A	59	PRO	2.4
1	2-A	59	PRO	2.4
1	3-A	59	PRO	2.4
1	4-A	59	PRO	2.4
1	5-A	59	PRO	2.4
1	6-A	59	PRO	2.4
1	7-A	59	PRO	2.4
1	8-A	59	PRO	2.4
1	1-A	374	THR	2.4
1	2-A	374	THR	2.4
1	3-A	374	THR	2.4
1	4-A	374	THR	2.4
1	5-A	374	THR	2.4
1	6-A	374	THR	2.4
1	7-A	374	THR	2.4
1	8-A	374	THR	2.4
1	1-A	62	LYS	2.4

Continued on next page...

Continued from previous page...

Mol	Chain	Res	Type	RSRZ
1	2-A	62	LYS	2.4
1	3-A	62	LYS	2.4
1	4-A	62	LYS	2.4
1	5-A	62	LYS	2.4
1	6-A	62	LYS	2.4
1	7-A	62	LYS	2.4
1	8-A	62	LYS	2.4
1	1-A	83	LEU	2.4
1	2-A	83	LEU	2.4
1	3-A	83	LEU	2.4
1	4-A	83	LEU	2.4
1	5-A	83	LEU	2.4
1	6-A	83	LEU	2.4
1	7-A	83	LEU	2.4
1	8-A	83	LEU	2.4
1	1-B	170	ALA	2.4
1	2-B	170	ALA	2.4
1	3-B	170	ALA	2.4
1	4-B	170	ALA	2.4
1	5-B	170	ALA	2.4
1	6-B	170	ALA	2.4
1	7-B	170	ALA	2.4
1	8-B	170	ALA	2.4
1	1-B	8	LEU	2.3
1	2-B	8	LEU	2.3
1	3-B	8	LEU	2.3
1	4-B	8	LEU	2.3
1	5-B	8	LEU	2.3
1	6-B	8	LEU	2.3
1	7-B	8	LEU	2.3
1	8-B	8	LEU	2.3
1	1-A	415	SER	2.3
1	2-A	415	SER	2.3
1	3-A	415	SER	2.3
1	4-A	415	SER	2.3
1	5-A	415	SER	2.3
1	6-A	415	SER	2.3
1	7-A	415	SER	2.3
1	8-A	415	SER	2.3
1	1-A	63	MET	2.3
1	2-A	63	MET	2.3
1	3-A	63	MET	2.3

Continued on next page...

Continued from previous page...

Mol	Chain	Res	Type	RSRZ
1	4-A	63	MET	2.3
1	5-A	63	MET	2.3
1	6-A	63	MET	2.3
1	7-A	63	MET	2.3
1	8-A	63	MET	2.3
1	1-A	381	THR	2.3
1	2-A	381	THR	2.3
1	3-A	381	THR	2.3
1	4-A	381	THR	2.3
1	5-A	381	THR	2.3
1	6-A	381	THR	2.3
1	7-A	381	THR	2.3
1	8-A	381	THR	2.3
1	1-A	281	ASN	2.3
1	2-A	281	ASN	2.3
1	3-A	281	ASN	2.3
1	4-A	281	ASN	2.3
1	5-A	281	ASN	2.3
1	6-A	281	ASN	2.3
1	7-A	281	ASN	2.3
1	8-A	281	ASN	2.3
1	1-A	11	LEU	2.3
1	2-A	11	LEU	2.3
1	3-A	11	LEU	2.3
1	4-A	11	LEU	2.3
1	5-A	11	LEU	2.3
1	6-A	11	LEU	2.3
1	7-A	11	LEU	2.3
1	8-A	11	LEU	2.3
1	1-A	383	ASN	2.2
1	2-A	383	ASN	2.2
1	3-A	383	ASN	2.2
1	4-A	383	ASN	2.2
1	5-A	383	ASN	2.2
1	6-A	383	ASN	2.2
1	7-A	383	ASN	2.2
1	8-A	383	ASN	2.2
1	1-A	297	LEU	2.2
1	2-A	297	LEU	2.2
1	3-A	297	LEU	2.2
1	4-A	297	LEU	2.2
1	5-A	297	LEU	2.2

Continued on next page...

Continued from previous page...

Mol	Chain	Res	Type	RSRZ
1	6-A	297	LEU	2.2
1	7-A	297	LEU	2.2
1	8-A	297	LEU	2.2
1	1-A	71	ALA	2.2
1	2-A	71	ALA	2.2
1	3-A	71	ALA	2.2
1	4-A	71	ALA	2.2
1	5-A	71	ALA	2.2
1	6-A	71	ALA	2.2
1	7-A	71	ALA	2.2
1	8-A	71	ALA	2.2
1	1-A	10	GLN	2.2
1	2-A	10	GLN	2.2
1	3-A	10	GLN	2.2
1	4-A	10	GLN	2.2
1	5-A	10	GLN	2.2
1	6-A	10	GLN	2.2
1	7-A	10	GLN	2.2
1	8-A	10	GLN	2.2
1	1-A	419	LEU	2.2
1	2-A	419	LEU	2.2
1	3-A	419	LEU	2.2
1	4-A	419	LEU	2.2
1	5-A	419	LEU	2.2
1	6-A	419	LEU	2.2
1	7-A	419	LEU	2.2
1	8-A	419	LEU	2.2
1	1-B	144	HIS	2.2
1	2-B	144	HIS	2.2
1	3-B	144	HIS	2.2
1	4-B	144	HIS	2.2
1	5-B	144	HIS	2.2
1	6-B	144	HIS	2.2
1	7-B	144	HIS	2.2
1	8-B	144	HIS	2.2
1	1-A	469	LEU	2.1
1	1-B	11	LEU	2.1
1	2-A	469	LEU	2.1
1	2-B	11	LEU	2.1
1	3-A	469	LEU	2.1
1	3-B	11	LEU	2.1
1	4-A	469	LEU	2.1

Continued on next page...

Continued from previous page...

Mol	Chain	Res	Type	RSRZ
1	4-B	11	LEU	2.1
1	5-A	469	LEU	2.1
1	5-B	11	LEU	2.1
1	6-A	469	LEU	2.1
1	6-B	11	LEU	2.1
1	7-A	469	LEU	2.1
1	7-B	11	LEU	2.1
1	8-A	469	LEU	2.1
1	8-B	11	LEU	2.1
1	1-A	276	PRO	2.1
1	2-A	276	PRO	2.1
1	3-A	276	PRO	2.1
1	4-A	276	PRO	2.1
1	5-A	276	PRO	2.1
1	6-A	276	PRO	2.1
1	7-A	276	PRO	2.1
1	8-A	276	PRO	2.1
1	1-B	35	ARG	2.1
1	2-B	35	ARG	2.1
1	3-B	35	ARG	2.1
1	4-B	35	ARG	2.1
1	5-B	35	ARG	2.1
1	6-B	35	ARG	2.1
1	7-B	35	ARG	2.1
1	8-B	35	ARG	2.1
1	1-A	171	ASP	2.1
1	2-A	171	ASP	2.1
1	3-A	171	ASP	2.1
1	4-A	171	ASP	2.1
1	5-A	171	ASP	2.1
1	6-A	171	ASP	2.1
1	7-A	171	ASP	2.1
1	8-A	171	ASP	2.1
1	1-B	20	GLU	2.1
1	2-B	20	GLU	2.1
1	3-B	20	GLU	2.1
1	4-B	20	GLU	2.1
1	5-B	20	GLU	2.1
1	6-B	20	GLU	2.1
1	7-B	20	GLU	2.1
1	8-B	20	GLU	2.1
1	1-A	128	LYS	2.1

Continued on next page...

Continued from previous page...

Mol	Chain	Res	Type	RSRZ
1	2-A	128	LYS	2.1
1	3-A	128	LYS	2.1
1	4-A	128	LYS	2.1
1	5-A	128	LYS	2.1
1	6-A	128	LYS	2.1
1	7-A	128	LYS	2.1
1	8-A	128	LYS	2.1
1	1-B	272	ILE	2.1
1	2-B	272	ILE	2.1
1	3-B	272	ILE	2.1
1	4-B	272	ILE	2.1
1	5-B	272	ILE	2.1
1	6-B	272	ILE	2.1
1	7-B	272	ILE	2.1
1	8-B	272	ILE	2.1
1	1-A	46	TRP	2.0
1	1-B	46	TRP	2.0
1	2-A	46	TRP	2.0
1	2-B	46	TRP	2.0
1	3-A	46	TRP	2.0
1	3-B	46	TRP	2.0
1	4-A	46	TRP	2.0
1	4-B	46	TRP	2.0
1	5-A	46	TRP	2.0
1	5-B	46	TRP	2.0
1	6-A	46	TRP	2.0
1	6-B	46	TRP	2.0
1	7-A	46	TRP	2.0
1	7-B	46	TRP	2.0
1	8-A	46	TRP	2.0
1	8-B	46	TRP	2.0

6.2 Non-standard residues in protein, DNA, RNA chains [i](#)

There are no non-standard protein/DNA/RNA residues in this entry.

6.3 Carbohydrates [i](#)

There are no carbohydrates in this entry.

6.4 Ligands

There are no ligands in this entry.

6.5 Other polymers

There are no such residues in this entry.