



wwPDB X-ray Structure Validation Summary Report ⓘ

Feb 13, 2017 – 07:21 pm GMT

PDB ID : 2Q51
Title : Ensemble refinement of the protein crystal structure of an aspartoacylase from Homo sapiens
Authors : Levin, E.J.; Kondrashov, D.A.; Wesenberg, G.E.; Phillips Jr., G.N.; Center for Eukaryotic Structural Genomics (CESG)
Deposited on : 2007-05-31
Resolution : 2.80 Å(reported)

This is a wwPDB X-ray Structure Validation Summary Report for a publicly released PDB entry.

We welcome your comments at validation@mail.wwpdb.org

A user guide is available at

<http://wwpdb.org/validation/2016/XrayValidationReportHelp>

with specific help available everywhere you see the ⓘ symbol.

The following versions of software and data (see [references ⓘ](#)) were used in the production of this report:

MolProbity	:	4.02b-467
Mogul	:	1.7.2 (RC1), CSD as538be (2017)
Xtriage (Phenix)	:	1.9-1692
EDS	:	trunk28620
Percentile statistics	:	20161228.v01 (using entries in the PDB archive December 28th 2016)
Refmac	:	5.8.0135
CCP4	:	6.5.0
Ideal geometry (proteins)	:	Engh & Huber (2001)
Ideal geometry (DNA, RNA)	:	Parkinson et al. (1996)
Validation Pipeline (wwPDB-VP)	:	recalc28949

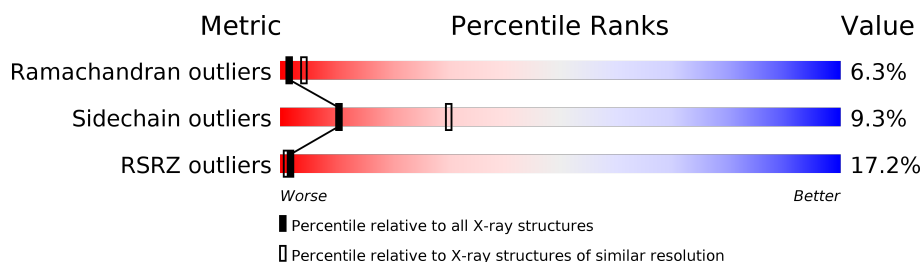
1 Overall quality at a glance

The following experimental techniques were used to determine the structure:

X-RAY DIFFRACTION

The reported resolution of this entry is 2.80 Å.

Percentile scores (ranging between 0-100) for global validation metrics of the entry are shown in the following graphic. The table shows the number of entries on which the scores are based.



Metric	Whole archive (#Entries)	Similar resolution (#Entries, resolution range(Å))
Ramachandran outliers	110173	2983 (2.80-2.80)
Sidechain outliers	110143	2985 (2.80-2.80)
RSRZ outliers	101464	2610 (2.80-2.80)

The table below summarises the geometric issues observed across the polymeric chains and their fit to the electron density. The red, orange, yellow and green segments on the lower bar indicate the fraction of residues that contain outliers for ≥ 3 , 2, 1 and 0 types of geometric quality criteria. A grey segment represents the fraction of residues that are not modelled. The numeric value for each fraction is indicated below the corresponding segment, with a dot representing fractions $\leq 5\%$. The upper red bar (where present) indicates the fraction of residues that have poor fit to the electron density. The numeric value is given above the bar.

Mol	Chain	Length	Quality of chain
1	1-A	315	
1	1-B	315	
1	10-A	315	
1	10-B	315	
1	11-A	315	
1	11-B	315	
1	12-A	315	
1	12-B	315	

Continued on next page...

Continued from previous page...

Mol	Chain	Length	Quality of chain
1	13-A	315	
1	13-B	315	
1	14-A	315	
1	14-B	315	
1	15-A	315	
1	15-B	315	
1	16-A	315	
1	16-B	315	
1	2-A	315	
1	2-B	315	
1	3-A	315	
1	3-B	315	
1	4-A	315	
1	4-B	315	
1	5-A	315	
1	5-B	315	
1	6-A	315	
1	6-B	315	
1	7-A	315	
1	7-B	315	
1	8-A	315	
1	8-B	315	
1	9-A	315	
1	9-B	315	

2 Entry composition

There are 4 unique types of molecules in this entry. The entry contains 79008 atoms, of which 0 are hydrogens and 0 are deuteriums.

In the tables below, the ZeroOcc column contains the number of atoms modelled with zero occupancy, the AltConf column contains the number of residues with at least one atom in alternate conformation and the Trace column contains the number of residues modelled with at most 2 atoms.

- Molecule 1 is a protein called Aspartoacylase.

Mol	Chain	Residues	Atoms						ZeroOcc	AltConf	Trace
1	1-A	302	Total	C	N	O	S	Se	0	0	0
			2430	1559	411	447	7	6			
1	2-A	302	Total	C	N	O	S	Se	0	0	0
			2430	1559	411	447	7	6			
1	3-A	302	Total	C	N	O	S	Se	0	0	0
			2430	1559	411	447	7	6			
1	4-A	302	Total	C	N	O	S	Se	0	0	0
			2430	1559	411	447	7	6			
1	5-A	302	Total	C	N	O	S	Se	0	0	0
			2430	1559	411	447	7	6			
1	6-A	302	Total	C	N	O	S	Se	0	0	0
			2430	1559	411	447	7	6			
1	7-A	302	Total	C	N	O	S	Se	0	0	0
			2430	1559	411	447	7	6			
1	8-A	302	Total	C	N	O	S	Se	0	0	0
			2430	1559	411	447	7	6			
1	9-A	302	Total	C	N	O	S	Se	0	0	0
			2430	1559	411	447	7	6			
1	10-A	302	Total	C	N	O	S	Se	0	0	0
			2430	1559	411	447	7	6			
1	11-A	302	Total	C	N	O	S	Se	0	0	0
			2430	1559	411	447	7	6			
1	12-A	302	Total	C	N	O	S	Se	0	0	0
			2430	1559	411	447	7	6			
1	13-A	302	Total	C	N	O	S	Se	0	0	0
			2430	1559	411	447	7	6			
1	14-A	302	Total	C	N	O	S	Se	0	0	0
			2430	1559	411	447	7	6			
1	15-A	302	Total	C	N	O	S	Se	0	0	0
			2430	1559	411	447	7	6			
1	16-A	302	Total	C	N	O	S	Se	0	0	0
			2430	1559	411	447	7	6			

Continued on next page...

Continued from previous page...

Mol	Chain	Residues	Atoms						ZeroOcc	AltConf	Trace
1	1-B	302	Total	C	N	O	S	Se	0	0	0
			2430	1559	411	447	7	6			
1	2-B	302	Total	C	N	O	S	Se	0	0	0
			2430	1559	411	447	7	6			
1	3-B	302	Total	C	N	O	S	Se	0	0	0
			2430	1559	411	447	7	6			
1	4-B	302	Total	C	N	O	S	Se	0	0	0
			2430	1559	411	447	7	6			
1	5-B	302	Total	C	N	O	S	Se	0	0	0
			2430	1559	411	447	7	6			
1	6-B	302	Total	C	N	O	S	Se	0	0	0
			2430	1559	411	447	7	6			
1	7-B	302	Total	C	N	O	S	Se	0	0	0
			2430	1559	411	447	7	6			
1	8-B	302	Total	C	N	O	S	Se	0	0	0
			2430	1559	411	447	7	6			
1	9-B	302	Total	C	N	O	S	Se	0	0	0
			2430	1559	411	447	7	6			
1	10-B	302	Total	C	N	O	S	Se	0	0	0
			2430	1559	411	447	7	6			
1	11-B	302	Total	C	N	O	S	Se	0	0	0
			2430	1559	411	447	7	6			
1	12-B	302	Total	C	N	O	S	Se	0	0	0
			2430	1559	411	447	7	6			
1	13-B	302	Total	C	N	O	S	Se	0	0	0
			2430	1559	411	447	7	6			
1	14-B	302	Total	C	N	O	S	Se	0	0	0
			2430	1559	411	447	7	6			
1	15-B	302	Total	C	N	O	S	Se	0	0	0
			2430	1559	411	447	7	6			
1	16-B	302	Total	C	N	O	S	Se	0	0	0
			2430	1559	411	447	7	6			

There are 18 discrepancies between the modelled and reference sequences:

Chain	Residue	Modelled	Actual	Comment	Reference
A	-1	ALA	-	EXPRESSION TAG	UNP P45381
A	0	ILE	-	EXPRESSION TAG	UNP P45381
A	1	ALA	-	EXPRESSION TAG	UNP P45381
A	82	MSE	MET	MODIFIED RESIDUE	UNP P45381
A	122	MSE	MET	MODIFIED RESIDUE	UNP P45381
A	139	MSE	MET	MODIFIED RESIDUE	UNP P45381
A	195	MSE	MET	MODIFIED RESIDUE	UNP P45381

Continued on next page...

Continued from previous page...

Chain	Residue	Modelled	Actual	Comment	Reference
A	198	MSE	MET	MODIFIED RESIDUE	UNP P45381
A	261	MSE	MET	MODIFIED RESIDUE	UNP P45381
B	-1	ALA	-	EXPRESSION TAG	UNP P45381
B	0	ILE	-	EXPRESSION TAG	UNP P45381
B	1	ALA	-	EXPRESSION TAG	UNP P45381
B	82	MSE	MET	MODIFIED RESIDUE	UNP P45381
B	122	MSE	MET	MODIFIED RESIDUE	UNP P45381
B	139	MSE	MET	MODIFIED RESIDUE	UNP P45381
B	195	MSE	MET	MODIFIED RESIDUE	UNP P45381
B	198	MSE	MET	MODIFIED RESIDUE	UNP P45381
B	261	MSE	MET	MODIFIED RESIDUE	UNP P45381

- Molecule 2 is ZINC ION (three-letter code: ZN) (formula: Zn).

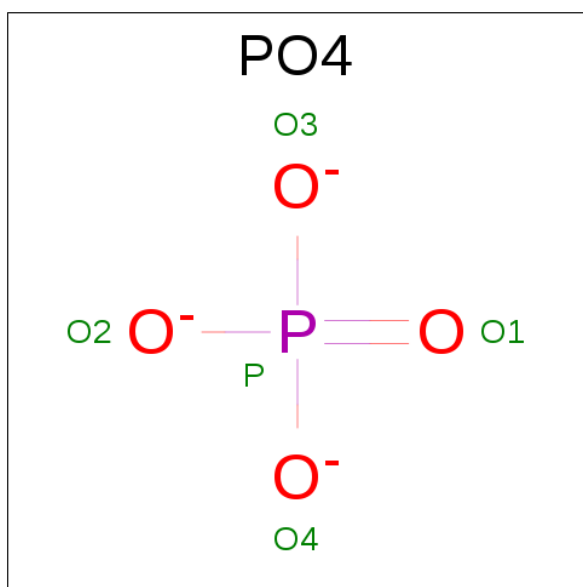
Mol	Chain	Residues	Atoms	ZeroOcc	AltConf
2	16-A	1	Total Zn 1 1	0	0
2	1-B	1	Total Zn 1 1	0	0
2	5-A	1	Total Zn 1 1	0	0
2	13-A	1	Total Zn 1 1	0	0
2	8-A	1	Total Zn 1 1	0	0
2	2-B	1	Total Zn 1 1	0	0
2	15-B	1	Total Zn 1 1	0	0
2	7-B	1	Total Zn 1 1	0	0
2	16-B	1	Total Zn 1 1	0	0
2	10-B	1	Total Zn 1 1	0	0
2	4-A	1	Total Zn 1 1	0	0
2	12-A	1	Total Zn 1 1	0	0
2	1-A	1	Total Zn 1 1	0	0
2	11-B	1	Total Zn 1 1	0	0

Continued on next page...

Continued from previous page...

Mol	Chain	Residues	Atoms		ZeroOcc	AltConf
2	8-B	1	Total 1	Zn 1	0	0
2	7-A	1	Total 1	Zn 1	0	0
2	15-A	1	Total 1	Zn 1	0	0
2	3-B	1	Total 1	Zn 1	0	0
2	12-B	1	Total 1	Zn 1	0	0
2	4-B	1	Total 1	Zn 1	0	0
2	9-B	1	Total 1	Zn 1	0	0
2	6-A	1	Total 1	Zn 1	0	0
2	14-A	1	Total 1	Zn 1	0	0
2	3-A	1	Total 1	Zn 1	0	0
2	11-A	1	Total 1	Zn 1	0	0
2	5-B	1	Total 1	Zn 1	0	0
2	6-B	1	Total 1	Zn 1	0	0
2	13-B	1	Total 1	Zn 1	0	0
2	2-A	1	Total 1	Zn 1	0	0
2	10-A	1	Total 1	Zn 1	0	0
2	9-A	1	Total 1	Zn 1	0	0
2	14-B	1	Total 1	Zn 1	0	0

- Molecule 3 is PHOSPHATE ION (three-letter code: PO4) (formula: O₄P).



Mol	Chain	Residues	Atoms			ZeroOcc	AltConf
3	1-A	1	Total	O	P	0	0
			5	4	1		
3	2-A	1	Total	O	P	0	0
			5	4	1		
3	3-A	1	Total	O	P	0	0
			5	4	1		
3	4-A	1	Total	O	P	0	0
			5	4	1		
3	5-A	1	Total	O	P	0	0
			5	4	1		
3	6-A	1	Total	O	P	0	0
			5	4	1		
3	7-A	1	Total	O	P	0	0
			5	4	1		
3	8-A	1	Total	O	P	0	0
			5	4	1		
3	9-A	1	Total	O	P	0	0
			5	4	1		
3	10-A	1	Total	O	P	0	0
			5	4	1		
3	11-A	1	Total	O	P	0	0
			5	4	1		
3	12-A	1	Total	O	P	0	0
			5	4	1		
3	13-A	1	Total	O	P	0	0
			5	4	1		
3	14-A	1	Total	O	P	0	0
			5	4	1		

Continued on next page...

Continued from previous page...

Mol	Chain	Residues	Atoms			ZeroOcc	AltConf
3	15-A	1	Total	O	P	0	0
			5	4	1		
3	16-A	1	Total	O	P	0	0
			5	4	1		
3	1-A	1	Total	O	P	0	0
			5	4	1		
3	2-A	1	Total	O	P	0	0
			5	4	1		
3	3-A	1	Total	O	P	0	0
			5	4	1		
3	4-A	1	Total	O	P	0	0
			5	4	1		
3	5-A	1	Total	O	P	0	0
			5	4	1		
3	6-A	1	Total	O	P	0	0
			5	4	1		
3	7-A	1	Total	O	P	0	0
			5	4	1		
3	8-A	1	Total	O	P	0	0
			5	4	1		
3	9-A	1	Total	O	P	0	0
			5	4	1		
3	10-A	1	Total	O	P	0	0
			5	4	1		
3	11-A	1	Total	O	P	0	0
			5	4	1		
3	12-A	1	Total	O	P	0	0
			5	4	1		
3	13-A	1	Total	O	P	0	0
			5	4	1		
3	14-A	1	Total	O	P	0	0
			5	4	1		
3	15-A	1	Total	O	P	0	0
			5	4	1		
3	16-A	1	Total	O	P	0	0
			5	4	1		
3	1-A	1	Total	O	P	0	0
			5	4	1		
3	2-A	1	Total	O	P	0	0
			5	4	1		
3	3-A	1	Total	O	P	0	0
			5	4	1		

Continued on next page...

Continued from previous page...

Mol	Chain	Residues	Atoms			ZeroOcc	AltConf
3	4-A	1	Total	O	P	0	0
			5	4	1		
3	5-A	1	Total	O	P	0	0
			5	4	1		
3	6-A	1	Total	O	P	0	0
			5	4	1		
3	7-A	1	Total	O	P	0	0
			5	4	1		
3	8-A	1	Total	O	P	0	0
			5	4	1		
3	9-A	1	Total	O	P	0	0
			5	4	1		
3	10-A	1	Total	O	P	0	0
			5	4	1		
3	11-A	1	Total	O	P	0	0
			5	4	1		
3	12-A	1	Total	O	P	0	0
			5	4	1		
3	13-A	1	Total	O	P	0	0
			5	4	1		
3	14-A	1	Total	O	P	0	0
			5	4	1		
3	15-A	1	Total	O	P	0	0
			5	4	1		
3	16-A	1	Total	O	P	0	0
			5	4	1		
3	1-A	1	Total	O	P	0	0
			5	4	1		
3	2-A	1	Total	O	P	0	0
			5	4	1		
3	3-A	1	Total	O	P	0	0
			5	4	1		
3	4-A	1	Total	O	P	0	0
			5	4	1		
3	5-A	1	Total	O	P	0	0
			5	4	1		
3	6-A	1	Total	O	P	0	0
			5	4	1		
3	7-A	1	Total	O	P	0	0
			5	4	1		
3	8-A	1	Total	O	P	0	0
			5	4	1		

Continued on next page...

Continued from previous page...

Mol	Chain	Residues	Atoms			ZeroOcc	AltConf
3	9-A	1	Total	O	P	0	0
			5	4	1		
3	10-A	1	Total	O	P	0	0
			5	4	1		
3	11-A	1	Total	O	P	0	0
			5	4	1		
3	12-A	1	Total	O	P	0	0
			5	4	1		
3	13-A	1	Total	O	P	0	0
			5	4	1		
3	14-A	1	Total	O	P	0	0
			5	4	1		
3	15-A	1	Total	O	P	0	0
			5	4	1		
3	16-A	1	Total	O	P	0	0
			5	4	1		
3	1-B	1	Total	O	P	0	0
			5	4	1		
3	2-B	1	Total	O	P	0	0
			5	4	1		
3	3-B	1	Total	O	P	0	0
			5	4	1		
3	4-B	1	Total	O	P	0	0
			5	4	1		
3	5-B	1	Total	O	P	0	0
			5	4	1		
3	6-B	1	Total	O	P	0	0
			5	4	1		
3	7-B	1	Total	O	P	0	0
			5	4	1		
3	8-B	1	Total	O	P	0	0
			5	4	1		
3	9-B	1	Total	O	P	0	0
			5	4	1		
3	10-B	1	Total	O	P	0	0
			5	4	1		
3	11-B	1	Total	O	P	0	0
			5	4	1		
3	12-B	1	Total	O	P	0	0
			5	4	1		
3	13-B	1	Total	O	P	0	0
			5	4	1		

Continued on next page...

Continued from previous page...

Mol	Chain	Residues	Atoms			ZeroOcc	AltConf
3	14-B	1	Total	O	P	0	0
			5	4	1		
3	15-B	1	Total	O	P	0	0
			5	4	1		
3	16-B	1	Total	O	P	0	0
			5	4	1		
3	1-B	1	Total	O	P	0	0
			5	4	1		
3	2-B	1	Total	O	P	0	0
			5	4	1		
3	3-B	1	Total	O	P	0	0
			5	4	1		
3	4-B	1	Total	O	P	0	0
			5	4	1		
3	5-B	1	Total	O	P	0	0
			5	4	1		
3	6-B	1	Total	O	P	0	0
			5	4	1		
3	7-B	1	Total	O	P	0	0
			5	4	1		
3	8-B	1	Total	O	P	0	0
			5	4	1		
3	9-B	1	Total	O	P	0	0
			5	4	1		
3	10-B	1	Total	O	P	0	0
			5	4	1		
3	11-B	1	Total	O	P	0	0
			5	4	1		
3	12-B	1	Total	O	P	0	0
			5	4	1		
3	13-B	1	Total	O	P	0	0
			5	4	1		
3	14-B	1	Total	O	P	0	0
			5	4	1		
3	15-B	1	Total	O	P	0	0
			5	4	1		
3	16-B	1	Total	O	P	0	0
			5	4	1		
3	1-B	1	Total	O	P	0	0
			5	4	1		
3	2-B	1	Total	O	P	0	0
			5	4	1		

Continued on next page...

Continued from previous page...

Mol	Chain	Residues	Atoms			ZeroOcc	AltConf
3	3-B	1	Total	O	P	0	0
			5	4	1		
3	4-B	1	Total	O	P	0	0
			5	4	1		
3	5-B	1	Total	O	P	0	0
			5	4	1		
3	6-B	1	Total	O	P	0	0
			5	4	1		
3	7-B	1	Total	O	P	0	0
			5	4	1		
3	8-B	1	Total	O	P	0	0
			5	4	1		
3	9-B	1	Total	O	P	0	0
			5	4	1		
3	10-B	1	Total	O	P	0	0
			5	4	1		
3	11-B	1	Total	O	P	0	0
			5	4	1		
3	12-B	1	Total	O	P	0	0
			5	4	1		
3	13-B	1	Total	O	P	0	0
			5	4	1		
3	14-B	1	Total	O	P	0	0
			5	4	1		
3	15-B	1	Total	O	P	0	0
			5	4	1		
3	16-B	1	Total	O	P	0	0
			5	4	1		
3	1-B	1	Total	O	P	0	0
			5	4	1		
3	2-B	1	Total	O	P	0	0
			5	4	1		
3	3-B	1	Total	O	P	0	0
			5	4	1		
3	4-B	1	Total	O	P	0	0
			5	4	1		
3	5-B	1	Total	O	P	0	0
			5	4	1		
3	6-B	1	Total	O	P	0	0
			5	4	1		
3	7-B	1	Total	O	P	0	0
			5	4	1		

Continued on next page...

Continued from previous page...

Mol	Chain	Residues	Atoms			ZeroOcc	AltConf
3	8-B	1	Total	O	P	0	0
			5	4	1		
3	9-B	1	Total	O	P	0	0
			5	4	1		
3	10-B	1	Total	O	P	0	0
			5	4	1		
3	11-B	1	Total	O	P	0	0
			5	4	1		
3	12-B	1	Total	O	P	0	0
			5	4	1		
3	13-B	1	Total	O	P	0	0
			5	4	1		
3	14-B	1	Total	O	P	0	0
			5	4	1		
3	15-B	1	Total	O	P	0	0
			5	4	1		
3	16-B	1	Total	O	P	0	0
			5	4	1		

- Molecule 4 is water.

Mol	Chain	Residues	Atoms		ZeroOcc	AltConf
4	1-A	13	Total	O	0	0
			13	13		
4	2-A	14	Total	O	0	0
			14	14		
4	3-A	13	Total	O	0	0
			13	13		
4	4-A	13	Total	O	0	0
			13	13		
4	5-A	14	Total	O	0	0
			14	14		
4	6-A	14	Total	O	0	0
			14	14		
4	7-A	14	Total	O	0	0
			14	14		
4	8-A	14	Total	O	0	0
			14	14		
4	9-A	14	Total	O	0	0
			14	14		
4	10-A	14	Total	O	0	0
			14	14		

Continued on next page...

Continued from previous page...

Mol	Chain	Residues	Atoms		ZeroOcc	AltConf
4	11-A	14	Total 14	O 14	0	0
4	12-A	14	Total 14	O 14	0	0
4	13-A	14	Total 14	O 14	0	0
4	14-A	14	Total 14	O 14	0	0
4	15-A	13	Total 13	O 13	0	0
4	16-A	13	Total 13	O 13	0	0
4	1-B	23	Total 23	O 23	0	0
4	2-B	22	Total 22	O 22	0	0
4	3-B	23	Total 23	O 23	0	0
4	4-B	23	Total 23	O 23	0	0
4	5-B	22	Total 22	O 22	0	0
4	6-B	22	Total 22	O 22	0	0
4	7-B	22	Total 22	O 22	0	0
4	8-B	22	Total 22	O 22	0	0
4	9-B	22	Total 22	O 22	0	0
4	10-B	22	Total 22	O 22	0	0
4	11-B	22	Total 22	O 22	0	0
4	12-B	22	Total 22	O 22	0	0
4	13-B	22	Total 22	O 22	0	0
4	14-B	22	Total 22	O 22	0	0
4	15-B	23	Total 23	O 23	0	0

Continued on next page...

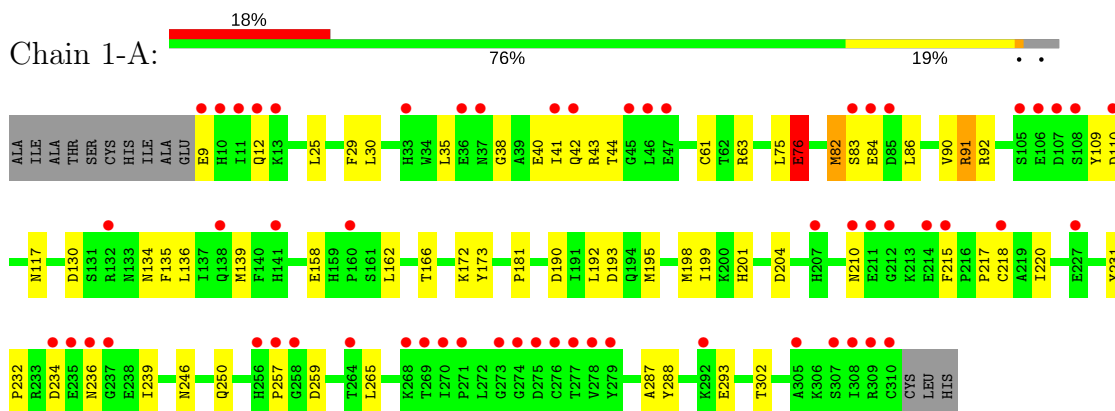
Continued from previous page...

Mol	Chain	Residues	Atoms		ZeroOcc	AltConf
4	16-B	23	Total	O	0	0
			23	23		

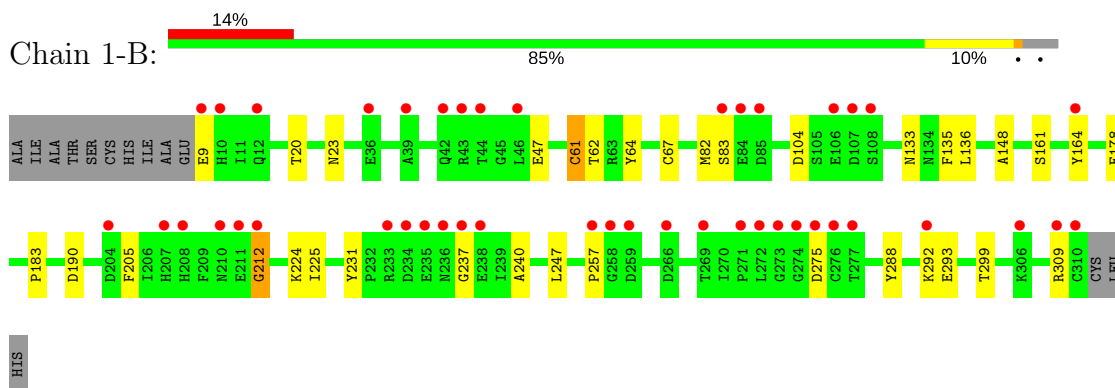
3 Residue-property plots [i](#)

These plots are drawn for all protein, RNA and DNA chains in the entry. The first graphic for a chain summarises the proportions of the various outlier classes displayed in the second graphic. The second graphic shows the sequence view annotated by issues in geometry and electron density. Residues are color-coded according to the number of geometric quality criteria for which they contain at least one outlier: green = 0, yellow = 1, orange = 2 and red = 3 or more. A red dot above a residue indicates a poor fit to the electron density ($RSRZ > 2$). Stretches of 2 or more consecutive residues without any outlier are shown as a green connector. Residues present in the sample, but not in the model, are shown in grey.

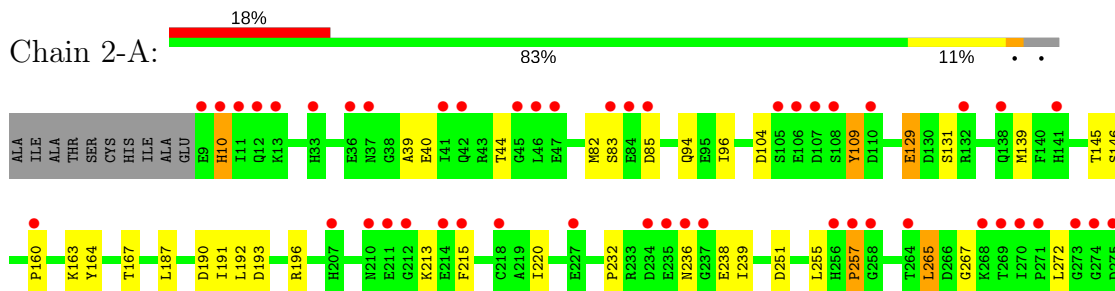
• Molecule 1: Aspartoacylase

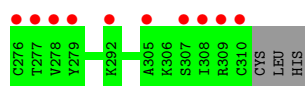


• Molecule 1: Aspartoacylase

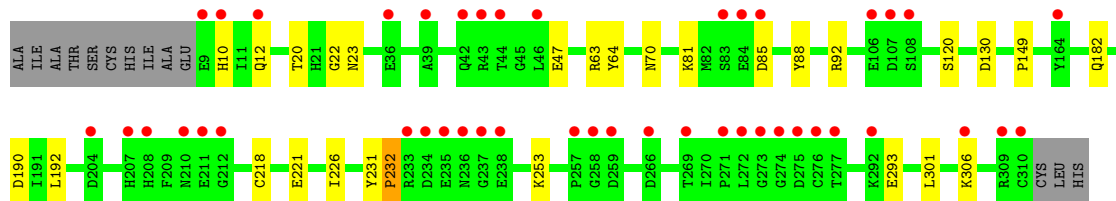
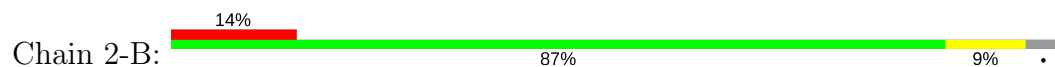


• Molecule 1: Aspartoacylase

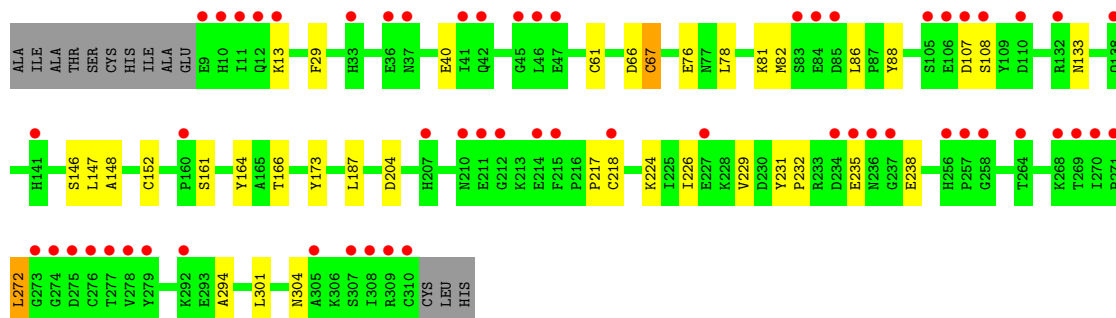
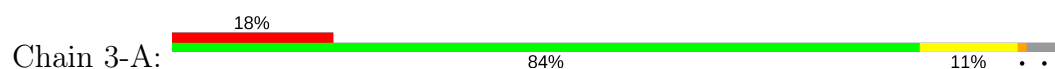




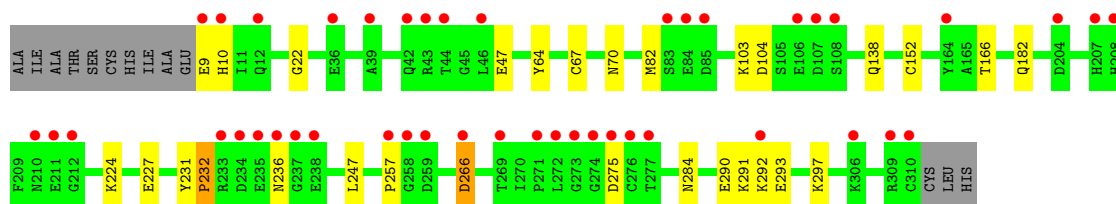
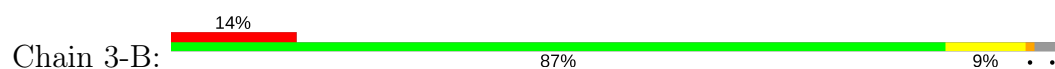
● Molecule 1: Aspartoacylase



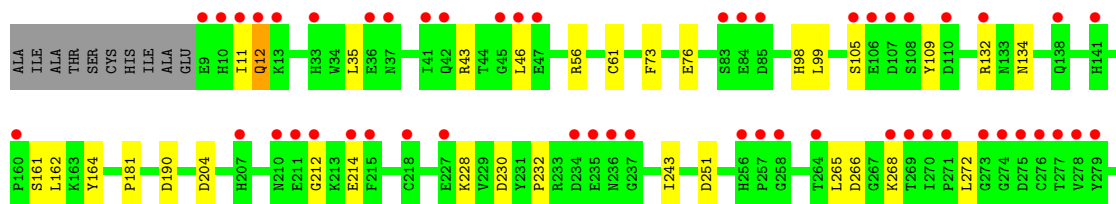
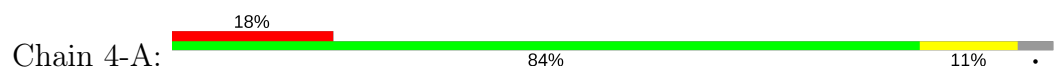
● Molecule 1: Aspartoacylase

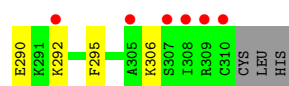


● Molecule 1: Aspartoacylase

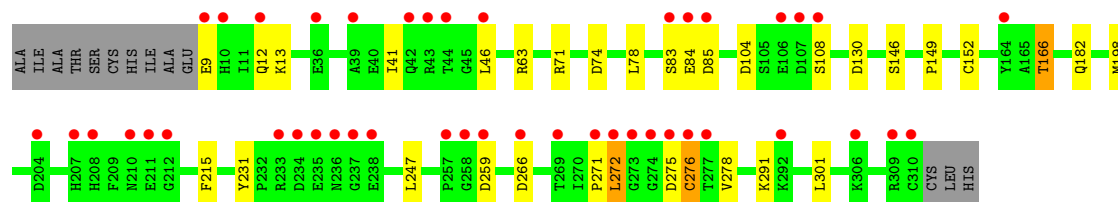
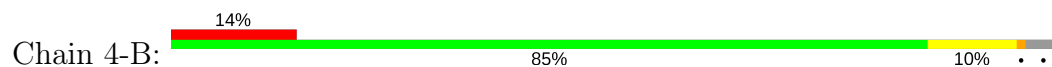


● Molecule 1: Aspartoacylase

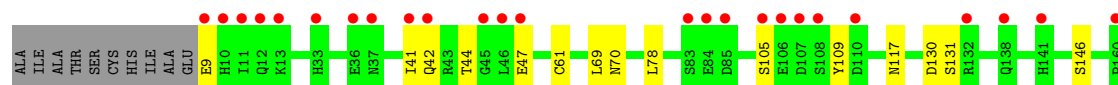
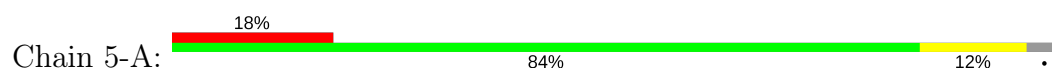




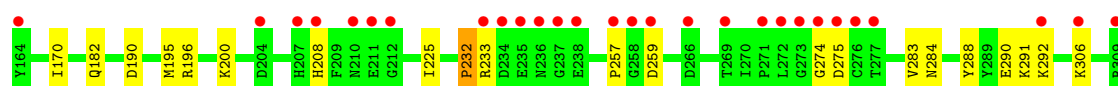
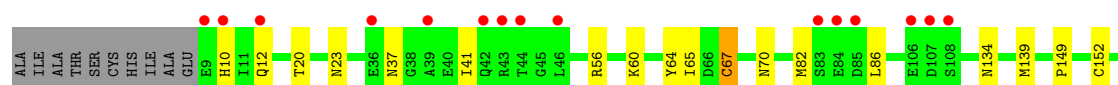
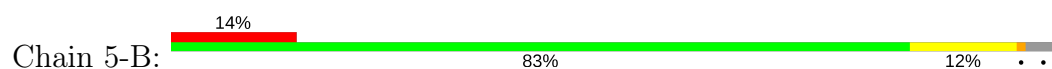
• Molecule 1: Aspartoacylase



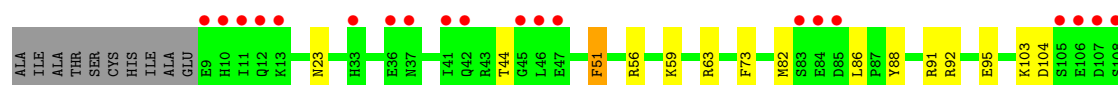
• Molecule 1: Aspartoacylase

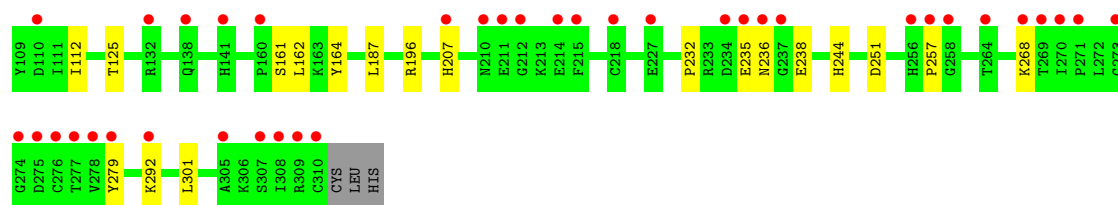


• Molecule 1: Aspartoacylase

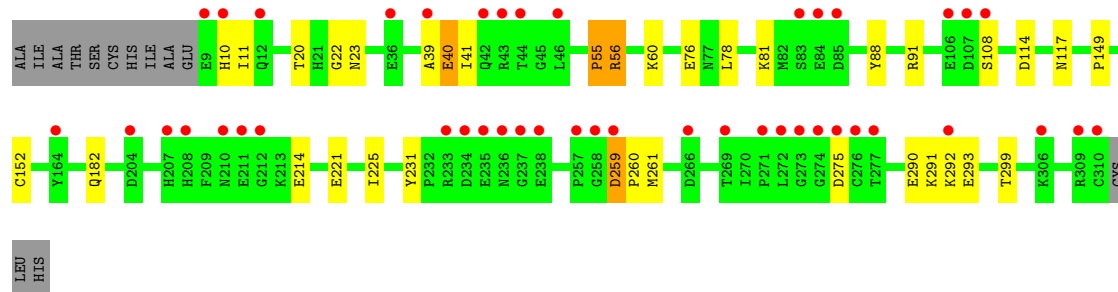
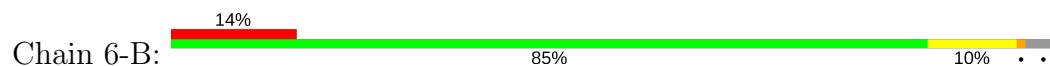


• Molecule 1: Aspartoacylase

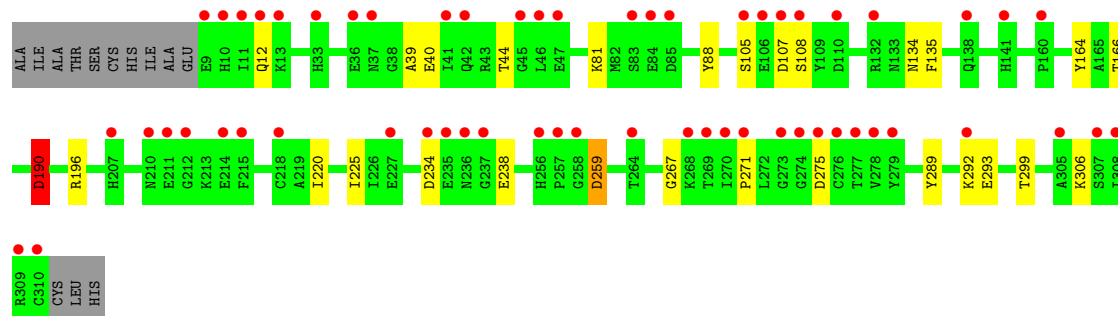




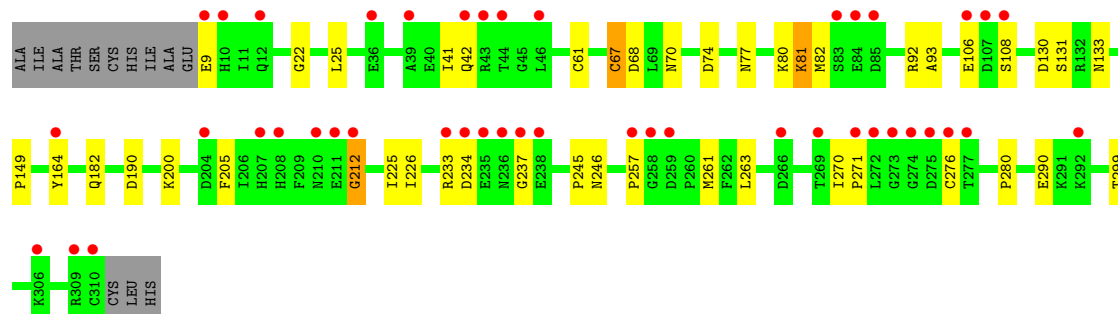
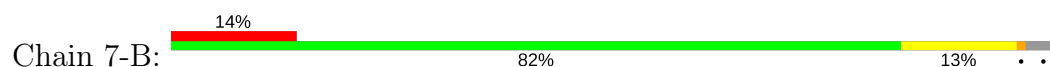
• Molecule 1: Aspartoacylase



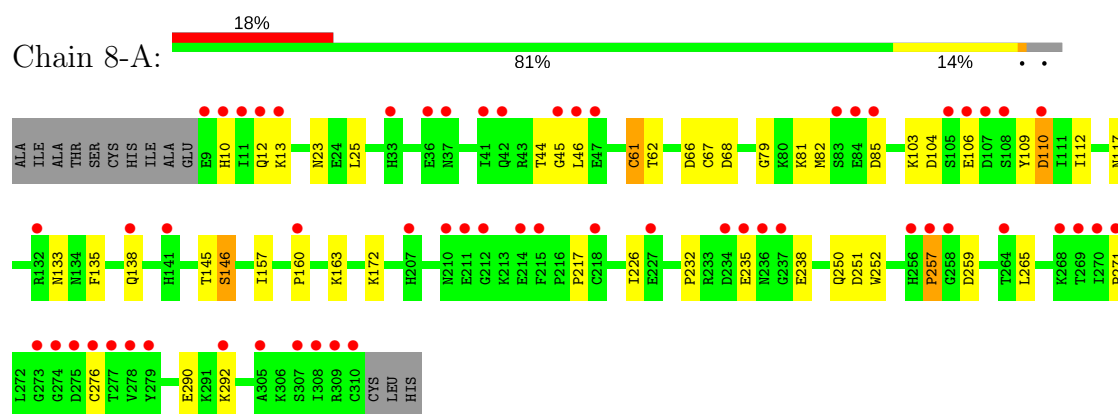
• Molecule 1: Aspartoacylase



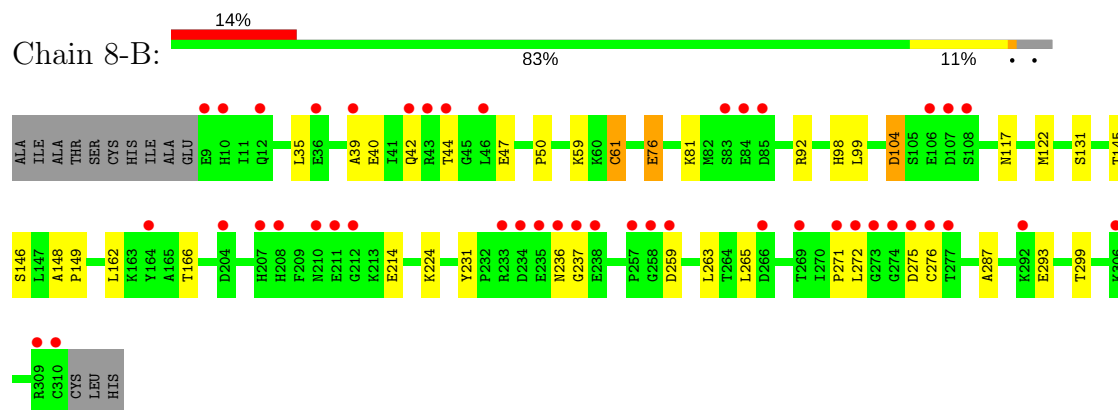
• Molecule 1: Aspartoacylase



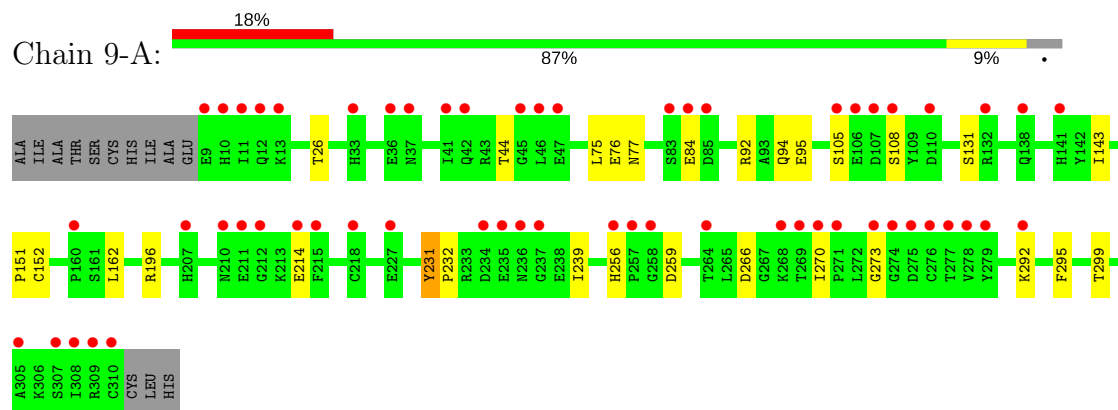
• Molecule 1: Aspartoacylase



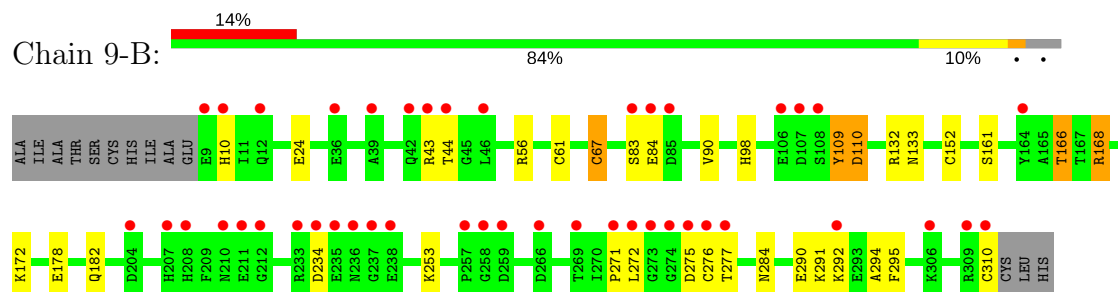
• Molecule 1: Aspartoacylase



• Molecule 1: Aspartoacylase

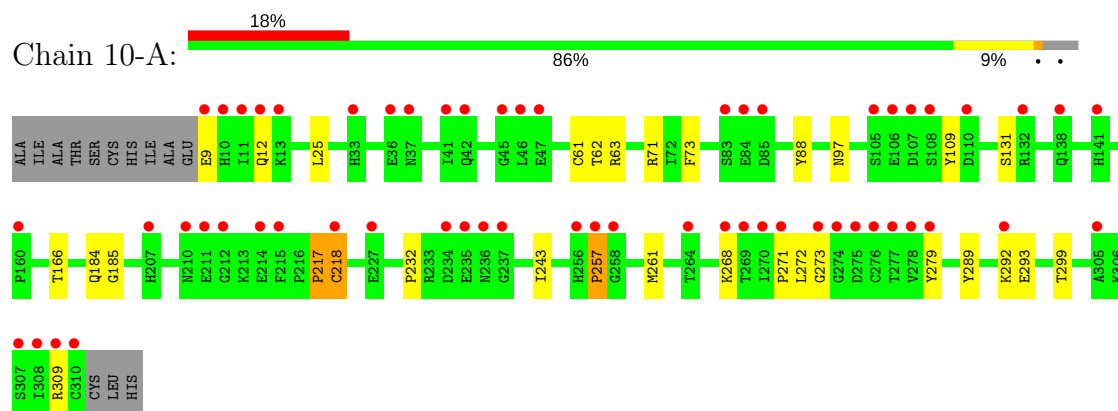


• Molecule 1: Aspartoacylase



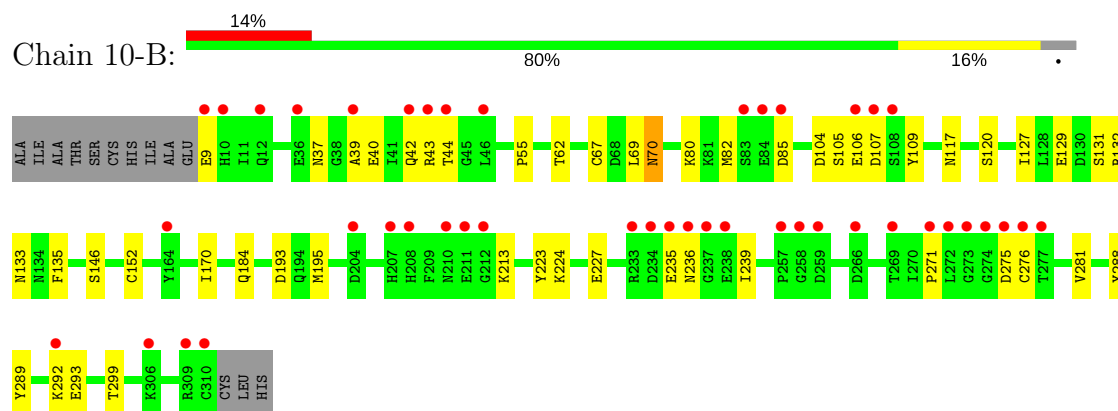
- Molecule 1: Aspartoacylase

Chain 10-A:



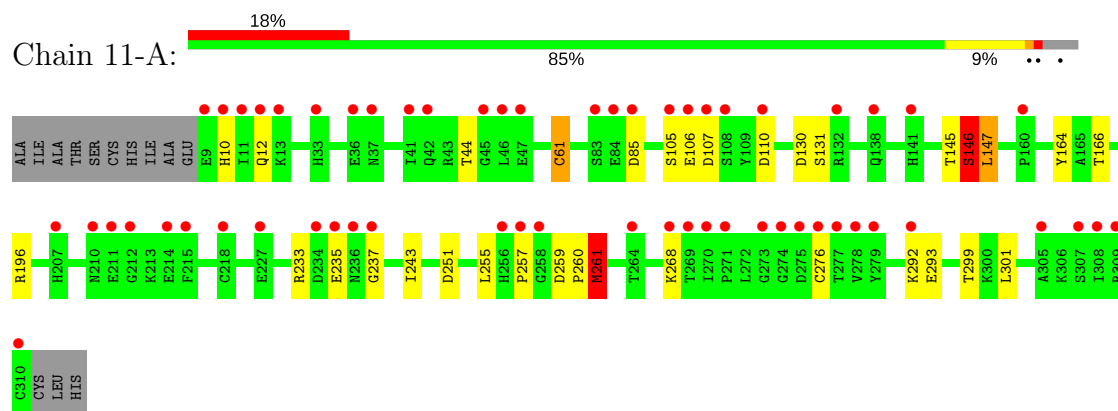
- Molecule 1: Aspartoacylase

Chain 10-B:



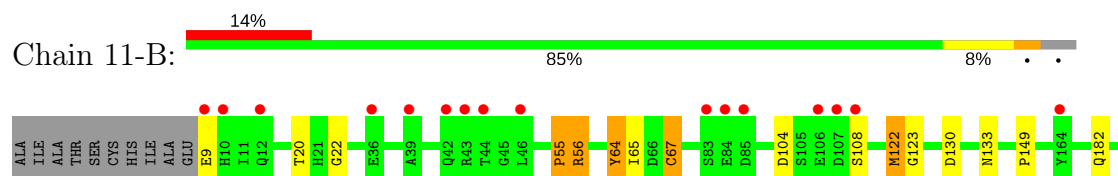
- Molecule 1: Aspartoacylase

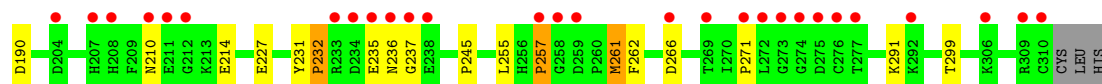
Chain 11-A:



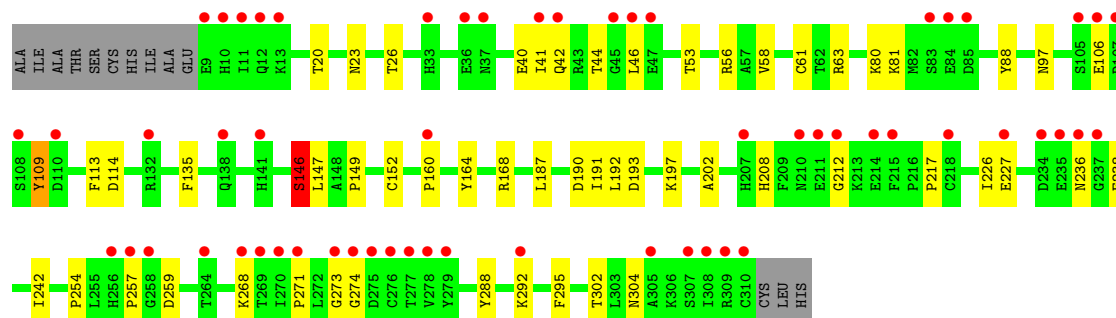
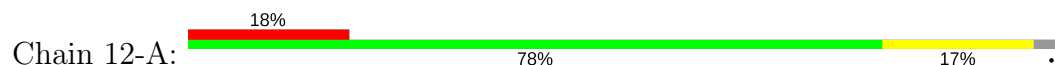
- Molecule 1: Aspartoacylase

Chain 11-B:

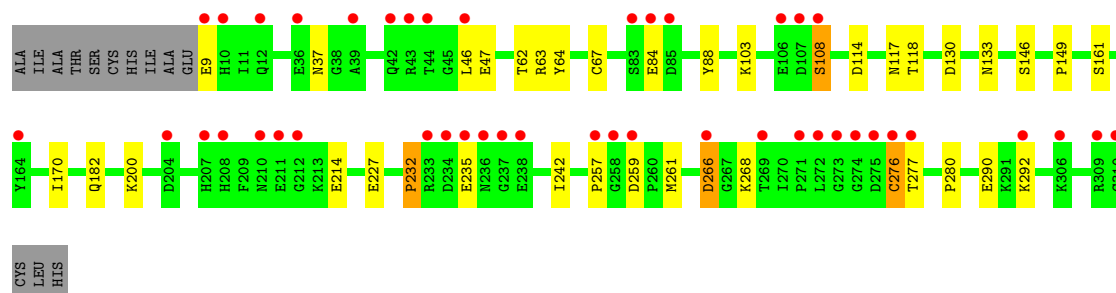
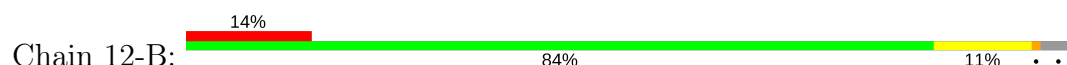




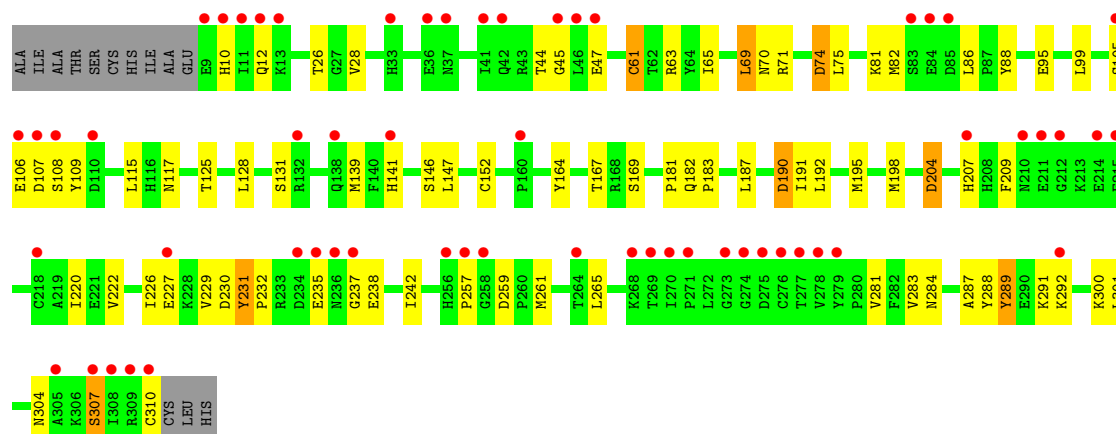
- Molecule 1: Aspartoacylase



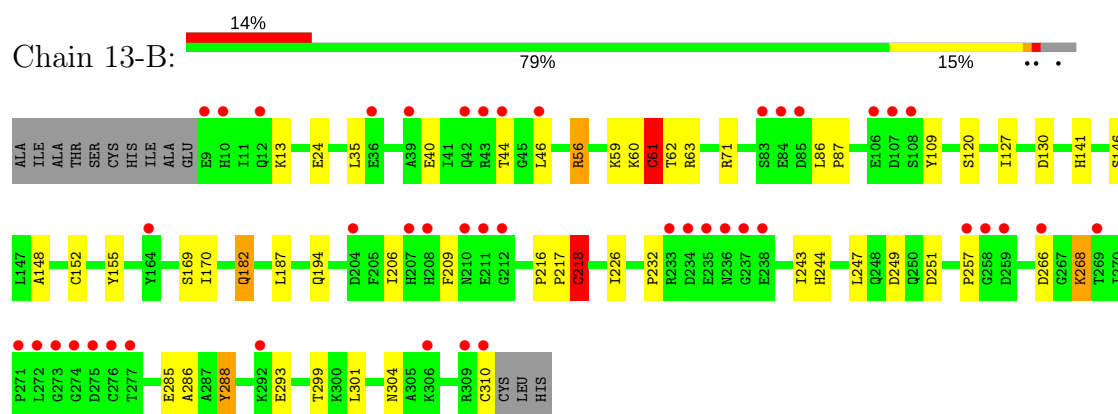
- Molecule 1: Aspartoacylase



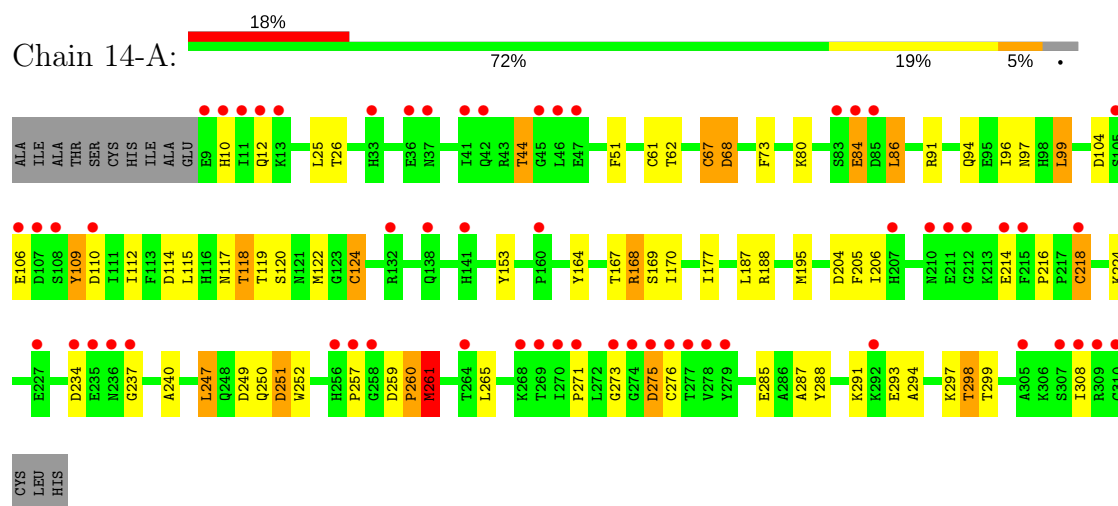
- Molecule 1: Aspartoacylase



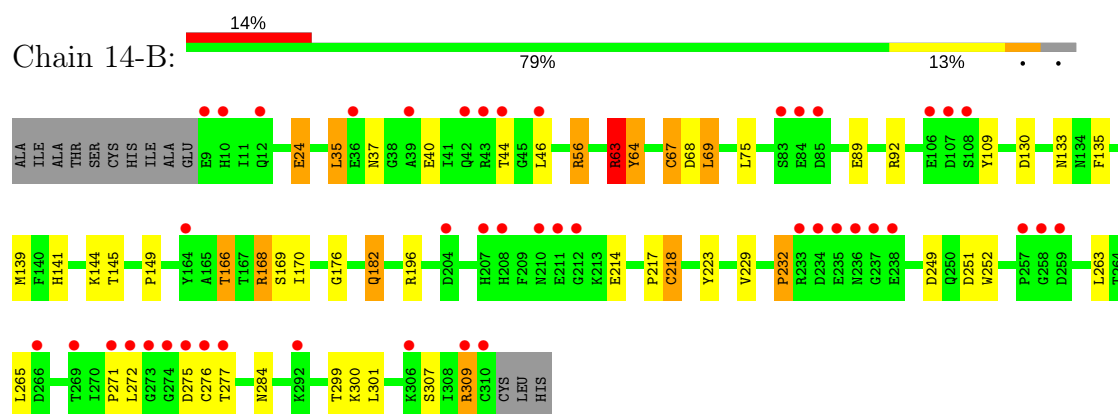
- Molecule 1: Aspartoacylase



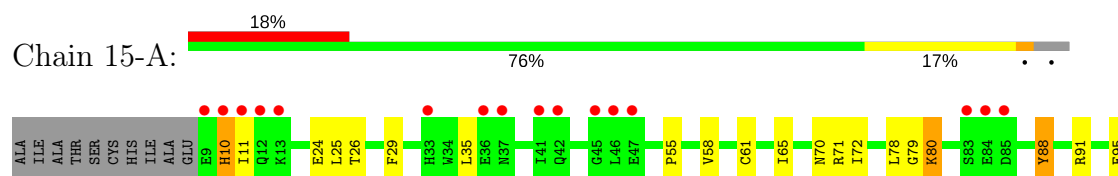
• Molecule 1: Aspartoacylase

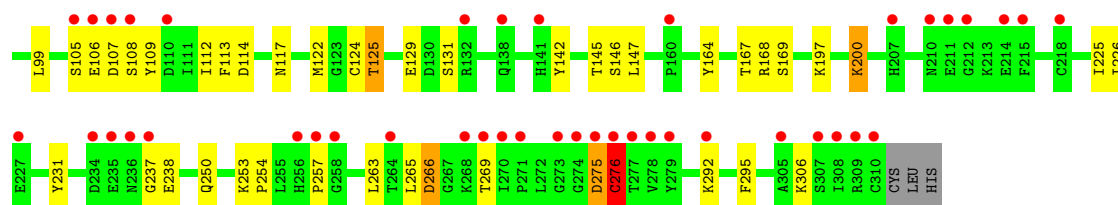


• Molecule 1: Aspartoacylase



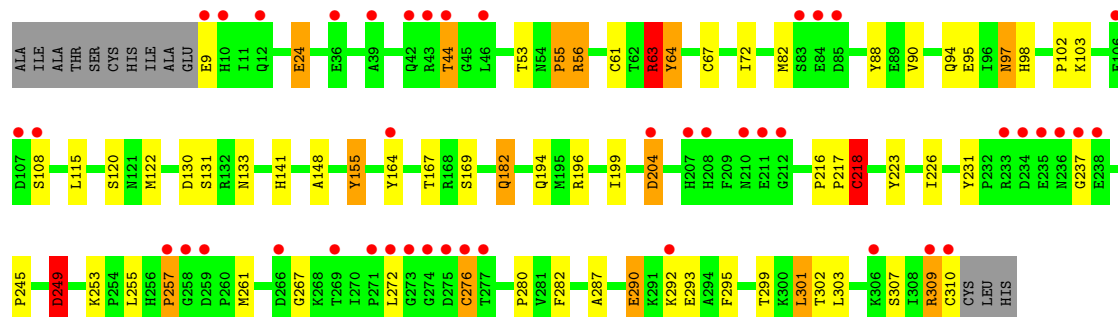
• Molecule 1: Aspartoacylase





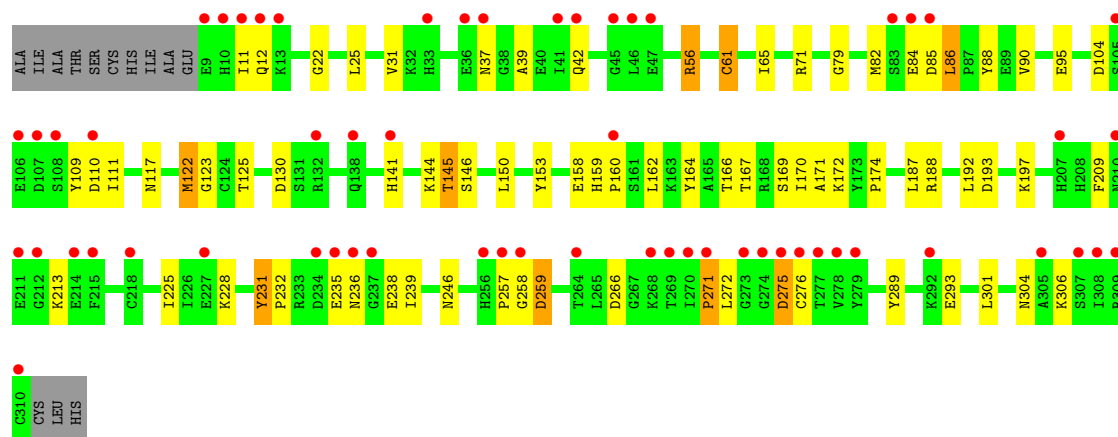
● Molecule 1: Aspartoacylase

Chain 15-B: 14% 74% 16%



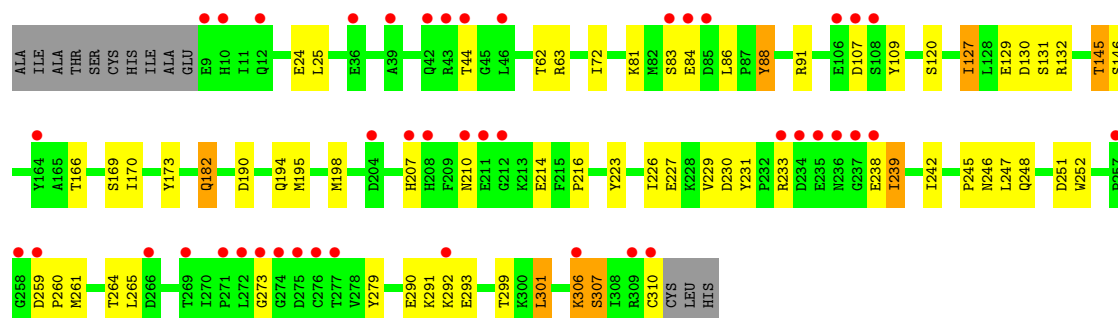
● Molecule 1: Aspartoacylase

Chain 16-A: 18% 72% 21%



● Molecule 1: Aspartoacylase

Chain 16-B: 14% 75% 19%



4 Data and refinement statistics

Property	Value	Source
Space group	P 42 21 2	Depositor
Cell constants a, b, c, α , β , γ	145.55Å 145.55Å 103.40Å 90.00° 90.00° 90.00°	Depositor
Resolution (Å)	48.72 – 2.80 48.72 – 2.80	Depositor EDS
% Data completeness (in resolution range)	97.7 (48.72-2.80) 97.8 (48.72-2.80)	Depositor EDS
R_{merge}	(Not available)	Depositor
R_{sym}	(Not available)	Depositor
$\langle I/\sigma(I) \rangle$ ¹	2.58 (at 2.81Å)	Xtriage
Refinement program	CNS 1.1	Depositor
R, R_{free}	0.157 , 0.239 (Not available) , (Not available)	Depositor DCC
R_{free} test set	NotAvailable	DCC
Wilson B-factor (Å ²)	53.1	Xtriage
Anisotropy	0.295	Xtriage
Bulk solvent k_{sol} (e/Å ³), B_{sol} (Å ²)	0.25 , 192.5	EDS
L-test for twinning ²	$\langle L \rangle = 0.48$, $\langle L^2 \rangle = 0.31$	Xtriage
Estimated twinning fraction	No twinning to report.	Xtriage
F_o, F_c correlation	0.90	EDS
Total number of atoms	79008	wwPDB-VP
Average B, all atoms (Å ²)	43.0	wwPDB-VP

Xtriage's analysis on translational NCS is as follows: *The largest off-origin peak in the Patterson function is 2.68% of the height of the origin peak. No significant pseudotranslation is detected.*

¹Intensities estimated from amplitudes.

²Theoretical values of $\langle |L| \rangle$, $\langle L^2 \rangle$ for acentric reflections are 0.5, 0.333 respectively for untwinned datasets, and 0.375, 0.2 for perfectly twinned datasets.

5 Model quality ⓘ

5.1 Standard geometry ⓘ

Bond lengths and bond angles in the following residue types are not validated in this section: ZN, PO4

The Z score for a bond length (or angle) is the number of standard deviations the observed value is removed from the expected value. A bond length (or angle) with $|Z| > 5$ is considered an outlier worth inspection. RMSZ is the root-mean-square of all Z scores of the bond lengths (or angles).

Mol	Chain	Bond lengths		Bond angles	
		RMSZ	$\# Z > 5$	RMSZ	$\# Z > 5$
1	1-A	0.83	1/2485 (0.0%)	0.96	2/3358 (0.1%)
1	1-B	0.86	2/2485 (0.1%)	0.95	2/3358 (0.1%)
1	2-A	0.81	5/2485 (0.2%)	0.93	3/3358 (0.1%)
1	2-B	0.80	1/2485 (0.0%)	0.88	2/3358 (0.1%)
1	3-A	0.86	5/2485 (0.2%)	0.98	5/3358 (0.1%)
1	3-B	0.80	0/2485	0.89	1/3358 (0.0%)
1	4-A	0.81	2/2485 (0.1%)	0.93	2/3358 (0.1%)
1	4-B	0.80	1/2485 (0.0%)	0.88	1/3358 (0.0%)
1	5-A	0.76	2/2485 (0.1%)	0.87	1/3358 (0.0%)
1	5-B	0.85	3/2485 (0.1%)	0.95	3/3358 (0.1%)
1	6-A	0.77	1/2485 (0.0%)	0.88	1/3358 (0.0%)
1	6-B	0.82	2/2485 (0.1%)	0.90	2/3358 (0.1%)
1	7-A	0.76	1/2485 (0.0%)	0.89	3/3358 (0.1%)
1	7-B	0.81	2/2485 (0.1%)	0.91	2/3358 (0.1%)
1	8-A	0.81	1/2485 (0.0%)	0.97	9/3358 (0.3%)
1	8-B	0.82	2/2485 (0.1%)	0.94	4/3358 (0.1%)
1	9-A	0.79	1/2485 (0.0%)	0.88	1/3358 (0.0%)
1	9-B	0.80	2/2485 (0.1%)	0.95	3/3358 (0.1%)
1	10-A	0.75	1/2485 (0.0%)	0.84	0/3358
1	10-B	0.82	0/2485	0.92	1/3358 (0.0%)
1	11-A	0.79	2/2485 (0.1%)	0.91	5/3358 (0.1%)
1	11-B	0.78	1/2485 (0.0%)	0.93	2/3358 (0.1%)
1	12-A	0.83	1/2485 (0.0%)	0.97	4/3358 (0.1%)
1	12-B	0.82	3/2485 (0.1%)	0.90	1/3358 (0.0%)
1	13-A	0.96	2/2485 (0.1%)	1.08	6/3358 (0.2%)
1	13-B	0.98	2/2485 (0.1%)	1.10	5/3358 (0.1%)
1	14-A	0.96	4/2485 (0.2%)	1.15	16/3358 (0.5%)
1	14-B	0.97	3/2485 (0.1%)	1.11	12/3358 (0.4%)
1	15-A	0.94	4/2485 (0.2%)	1.12	11/3358 (0.3%)
1	15-B	0.99	3/2485 (0.1%)	1.17	13/3358 (0.4%)
1	16-A	0.98	3/2485 (0.1%)	1.09	7/3358 (0.2%)
1	16-B	0.99	1/2485 (0.0%)	1.17	12/3358 (0.4%)

Mol	Chain	Bond lengths		Bond angles	
		RMSZ	# Z >5	RMSZ	# Z >5
All	All	0.85	64/79520 (0.1%)	0.97	142/107456 (0.1%)

Chiral center outliers are detected by calculating the chiral volume of a chiral center and verifying if the center is modelled as a planar moiety or with the opposite hand. A planarity outlier is detected by checking planarity of atoms in a peptide group, atoms in a mainchain group or atoms of a sidechain that are expected to be planar.

Mol	Chain	#Chirality outliers	#Planarity outliers
1	1-B	0	2
1	2-A	0	1
1	3-A	0	2
1	4-A	0	1
1	5-A	0	1
1	6-A	0	1
1	7-A	0	2
1	7-B	0	1
1	8-B	0	1
1	9-B	0	1
1	10-A	0	1
1	10-B	0	2
1	11-A	0	1
1	11-B	0	1
1	12-A	0	1
1	13-A	0	3
1	13-B	0	2
1	14-A	0	3
1	14-B	0	1
1	15-A	0	4
1	15-B	0	4
1	16-A	0	4
1	16-B	0	3
All	All	0	43

The worst 5 of 64 bond length outliers are listed below:

Mol	Chain	Res	Type	Atoms	Z	Observed(Å)	Ideal(Å)
1	13-B	61	CYS	CB-SG	10.16	1.99	1.82
1	14-B	67	CYS	CB-SG	9.39	1.98	1.82
1	12-B	276	CYS	CB-SG	8.85	1.97	1.82
1	11-A	61	CYS	CB-SG	-8.18	1.68	1.82
1	9-A	76	GLU	CB-CG	7.93	1.67	1.52

The worst 5 of 142 bond angle outliers are listed below:

Mol	Chain	Res	Type	Atoms	Z	Observed(°)	Ideal(°)
1	14-B	168	ARG	NE-CZ-NH2	-10.52	115.04	120.30
1	14-B	168	ARG	NE-CZ-NH1	9.81	125.21	120.30
1	9-B	168	ARG	NE-CZ-NH2	-9.42	115.59	120.30
1	5-B	196	ARG	NE-CZ-NH1	9.41	125.00	120.30
1	16-B	198	MSE	CB-CG-SE	-9.21	85.08	112.70

There are no chirality outliers.

5 of 43 planarity outliers are listed below:

Mol	Chain	Res	Type	Group
1	1-B	164	TYR	Sidechain
1	1-B	231	TYR	Sidechain
1	2-A	164	TYR	Sidechain
1	3-A	164	TYR	Sidechain
1	3-A	173	TYR	Sidechain

5.2 Too-close contacts [i](#)

In the following table, the Non-H and H(model) columns list the number of non-hydrogen atoms and hydrogen atoms in the chain respectively. The H(added) column lists the number of hydrogen atoms added and optimized by MolProbity. The Clashes column lists the number of clashes within the asymmetric unit, whereas Symm-Clashes lists symmetry related clashes.

Mol	Chain	Non-H	H(model)	H(added)	Clashes	Symm-Clashes
1	1-A	2430	0	2414	0	0
1	1-B	2430	0	2414	0	0
1	2-A	2430	0	2414	0	0
1	2-B	2430	0	2414	0	0
1	3-A	2430	0	2414	0	0
1	3-B	2430	0	2414	0	0
1	4-A	2430	0	2414	0	0
1	4-B	2430	0	2414	0	0
1	5-A	2430	0	2414	0	0
1	5-B	2430	0	2414	0	0
1	6-A	2430	0	2414	0	0
1	6-B	2430	0	2414	0	0
1	7-A	2430	0	2414	0	0
1	7-B	2430	0	2414	0	0
1	8-A	2430	0	2414	0	0
1	8-B	2430	0	2414	0	0

Continued on next page...

Continued from previous page...

Mol	Chain	Non-H	H(model)	H(added)	Clashes	Symm-Clashes
1	9-A	2430	0	2414	0	0
1	9-B	2430	0	2414	0	0
1	10-A	2430	0	2414	0	0
1	10-B	2430	0	2414	0	0
1	11-A	2430	0	2414	0	0
1	11-B	2430	0	2414	0	0
1	12-A	2430	0	2414	0	0
1	12-B	2430	0	2414	0	0
1	13-A	2430	0	2414	0	0
1	13-B	2430	0	2414	0	0
1	14-A	2430	0	2414	0	0
1	14-B	2430	0	2414	0	0
1	15-A	2430	0	2414	0	0
1	15-B	2430	0	2414	0	0
1	16-A	2430	0	2414	0	0
1	16-B	2430	0	2414	0	0
2	1-A	1	0	0	0	0
2	1-B	1	0	0	0	0
2	2-A	1	0	0	0	0
2	2-B	1	0	0	0	0
2	3-A	1	0	0	0	0
2	3-B	1	0	0	0	0
2	4-A	1	0	0	0	0
2	4-B	1	0	0	0	0
2	5-A	1	0	0	0	0
2	5-B	1	0	0	0	0
2	6-A	1	0	0	0	0
2	6-B	1	0	0	0	0
2	7-A	1	0	0	0	0
2	7-B	1	0	0	0	0
2	8-A	1	0	0	0	0
2	8-B	1	0	0	0	0
2	9-A	1	0	0	0	0
2	9-B	1	0	0	0	0
2	10-A	1	0	0	0	0
2	10-B	1	0	0	0	0
2	11-A	1	0	0	0	0
2	11-B	1	0	0	0	0
2	12-A	1	0	0	0	0
2	12-B	1	0	0	0	0
2	13-A	1	0	0	0	0
2	13-B	1	0	0	0	0

Continued on next page...

Continued from previous page...

Mol	Chain	Non-H	H(model)	H(added)	Clashes	Symm-Clashes
2	14-A	1	0	0	0	0
2	14-B	1	0	0	0	0
2	15-A	1	0	0	0	0
2	15-B	1	0	0	0	0
2	16-A	1	0	0	0	0
2	16-B	1	0	0	0	0
3	1-A	20	0	0	0	0
3	1-B	20	0	0	0	0
3	2-A	20	0	0	0	0
3	2-B	20	0	0	0	0
3	3-A	20	0	0	0	0
3	3-B	20	0	0	0	0
3	4-A	20	0	0	0	0
3	4-B	20	0	0	0	0
3	5-A	20	0	0	0	0
3	5-B	20	0	0	0	0
3	6-A	20	0	0	0	0
3	6-B	20	0	0	0	0
3	7-A	20	0	0	0	0
3	7-B	20	0	0	0	0
3	8-A	20	0	0	0	0
3	8-B	20	0	0	0	0
3	9-A	20	0	0	0	0
3	9-B	20	0	0	0	0
3	10-A	20	0	0	0	0
3	10-B	20	0	0	0	0
3	11-A	20	0	0	0	0
3	11-B	20	0	0	0	0
3	12-A	20	0	0	0	0
3	12-B	20	0	0	0	0
3	13-A	20	0	0	0	0
3	13-B	20	0	0	0	0
3	14-A	20	0	0	0	0
3	14-B	20	0	0	0	0
3	15-A	20	0	0	0	0
3	15-B	20	0	0	0	0
3	16-A	20	0	0	0	0
3	16-B	20	0	0	0	0
4	1-A	13	0	0	0	0
4	1-B	23	0	0	0	0
4	2-A	14	0	0	0	0
4	2-B	22	0	0	0	0

Continued on next page...

Continued from previous page...

Mol	Chain	Non-H	H(model)	H(added)	Clashes	Symm-Clashes
4	3-A	13	0	0	0	0
4	3-B	23	0	0	0	0
4	4-A	13	0	0	0	0
4	4-B	23	0	0	0	0
4	5-A	14	0	0	0	0
4	5-B	22	0	0	0	0
4	6-A	14	0	0	0	0
4	6-B	22	0	0	0	0
4	7-A	14	0	0	0	0
4	7-B	22	0	0	0	0
4	8-A	14	0	0	0	0
4	8-B	22	0	0	0	0
4	9-A	14	0	0	0	0
4	9-B	22	0	0	0	0
4	10-A	14	0	0	0	0
4	10-B	22	0	0	0	0
4	11-A	14	0	0	0	0
4	11-B	22	0	0	0	0
4	12-A	14	0	0	0	0
4	12-B	22	0	0	0	0
4	13-A	14	0	0	0	0
4	13-B	22	0	0	0	0
4	14-A	14	0	0	0	0
4	14-B	22	0	0	0	0
4	15-A	13	0	0	0	0
4	15-B	23	0	0	0	0
4	16-A	13	0	0	0	0
4	16-B	23	0	0	0	0
All	All	79008	0	77248	0	0

The all-atom clashscore is defined as the number of clashes found per 1000 atoms (including hydrogen atoms). Clashscore could not be calculated for this entry.

There are no clashes within the asymmetric unit.

There are no symmetry-related clashes.

5.3 Torsion angles [i](#)

5.3.1 Protein backbone [i](#)

In the following table, the Percentiles column shows the percent Ramachandran outliers of the chain as a percentile score with respect to all X-ray entries followed by that with respect to entries

of similar resolution.

The Analysed column shows the number of residues for which the backbone conformation was analysed, and the total number of residues.

Mol	Chain	Analysed	Favoured	Allowed	Outliers	Percentiles	
1	1-A	300/315 (95%)	209 (70%)	61 (20%)	30 (10%)	1	1
1	1-B	300/315 (95%)	243 (81%)	43 (14%)	14 (5%)	3	8
1	2-A	300/315 (95%)	248 (83%)	37 (12%)	15 (5%)	2	7
1	2-B	300/315 (95%)	264 (88%)	31 (10%)	5 (2%)	11	34
1	3-A	300/315 (95%)	239 (80%)	45 (15%)	16 (5%)	2	7
1	3-B	300/315 (95%)	249 (83%)	36 (12%)	15 (5%)	2	7
1	4-A	300/315 (95%)	237 (79%)	46 (15%)	17 (6%)	2	5
1	4-B	300/315 (95%)	242 (81%)	46 (15%)	12 (4%)	3	11
1	5-A	300/315 (95%)	252 (84%)	34 (11%)	14 (5%)	3	8
1	5-B	300/315 (95%)	239 (80%)	42 (14%)	19 (6%)	1	4
1	6-A	300/315 (95%)	240 (80%)	51 (17%)	9 (3%)	5	17
1	6-B	300/315 (95%)	240 (80%)	43 (14%)	17 (6%)	2	5
1	7-A	300/315 (95%)	239 (80%)	48 (16%)	13 (4%)	3	10
1	7-B	300/315 (95%)	245 (82%)	34 (11%)	21 (7%)	1	3
1	8-A	300/315 (95%)	232 (77%)	47 (16%)	21 (7%)	1	3
1	8-B	300/315 (95%)	237 (79%)	49 (16%)	14 (5%)	3	8
1	9-A	300/315 (95%)	260 (87%)	29 (10%)	11 (4%)	4	13
1	9-B	300/315 (95%)	245 (82%)	37 (12%)	18 (6%)	2	5
1	10-A	300/315 (95%)	248 (83%)	35 (12%)	17 (6%)	2	5
1	10-B	300/315 (95%)	233 (78%)	46 (15%)	21 (7%)	1	3
1	11-A	300/315 (95%)	250 (83%)	36 (12%)	14 (5%)	3	8
1	11-B	300/315 (95%)	238 (79%)	43 (14%)	19 (6%)	1	4
1	12-A	300/315 (95%)	221 (74%)	55 (18%)	24 (8%)	1	2
1	12-B	300/315 (95%)	251 (84%)	34 (11%)	15 (5%)	2	7
1	13-A	300/315 (95%)	219 (73%)	53 (18%)	28 (9%)	1	1
1	13-B	300/315 (95%)	245 (82%)	39 (13%)	16 (5%)	2	7
1	14-A	300/315 (95%)	211 (70%)	50 (17%)	39 (13%)	0	1
1	14-B	300/315 (95%)	224 (75%)	55 (18%)	21 (7%)	1	3
1	15-A	300/315 (95%)	226 (75%)	51 (17%)	23 (8%)	1	2

Continued on next page...

Continued from previous page...

Mol	Chain	Analysed	Favoured	Allowed	Outliers	Percentiles	
1	15-B	300/315 (95%)	224 (75%)	46 (15%)	30 (10%)	1	1
1	16-A	300/315 (95%)	214 (71%)	54 (18%)	32 (11%)	0	1
1	16-B	300/315 (95%)	219 (73%)	56 (19%)	25 (8%)	1	2
All	All	9600/10080 (95%)	7583 (79%)	1412 (15%)	605 (6%)	1	4

5 of 605 Ramachandran outliers are listed below:

Mol	Chain	Res	Type
1	1-A	12	GLN
1	1-A	76	GLU
1	1-A	109	TYR
1	1-A	162	LEU
1	1-A	217	PRO

5.3.2 Protein sidechains ⓘ

In the following table, the Percentiles column shows the percent sidechain outliers of the chain as a percentile score with respect to all X-ray entries followed by that with respect to entries of similar resolution.

The Analysed column shows the number of residues for which the sidechain conformation was analysed, and the total number of residues.

Mol	Chain	Analysed	Rotameric	Outliers	Percentiles	
1	1-A	267/271 (98%)	232 (87%)	35 (13%)	5	14
1	1-B	267/271 (98%)	249 (93%)	18 (7%)	19	48
1	2-A	267/271 (98%)	245 (92%)	22 (8%)	13	37
1	2-B	267/271 (98%)	245 (92%)	22 (8%)	13	37
1	3-A	267/271 (98%)	253 (95%)	14 (5%)	27	60
1	3-B	267/271 (98%)	252 (94%)	15 (6%)	25	57
1	4-A	267/271 (98%)	251 (94%)	16 (6%)	22	54
1	4-B	267/271 (98%)	245 (92%)	22 (8%)	13	37
1	5-A	267/271 (98%)	246 (92%)	21 (8%)	14	38
1	5-B	267/271 (98%)	249 (93%)	18 (7%)	19	48
1	6-A	267/271 (98%)	244 (91%)	23 (9%)	12	34
1	6-B	267/271 (98%)	248 (93%)	19 (7%)	17	44
1	7-A	267/271 (98%)	254 (95%)	13 (5%)	29	62

Continued on next page...

Continued from previous page...

Mol	Chain	Analysed	Rotameric	Outliers	Percentiles	
1	7-B	267/271 (98%)	246 (92%)	21 (8%)	14	38
1	8-A	267/271 (98%)	245 (92%)	22 (8%)	13	37
1	8-B	267/271 (98%)	244 (91%)	23 (9%)	12	34
1	9-A	267/271 (98%)	250 (94%)	17 (6%)	20	50
1	9-B	267/271 (98%)	249 (93%)	18 (7%)	19	48
1	10-A	267/271 (98%)	252 (94%)	15 (6%)	25	57
1	10-B	267/271 (98%)	240 (90%)	27 (10%)	9	25
1	11-A	267/271 (98%)	247 (92%)	20 (8%)	16	41
1	11-B	267/271 (98%)	247 (92%)	20 (8%)	16	41
1	12-A	267/271 (98%)	238 (89%)	29 (11%)	7	22
1	12-B	267/271 (98%)	243 (91%)	24 (9%)	11	32
1	13-A	267/271 (98%)	217 (81%)	50 (19%)	2	5
1	13-B	267/271 (98%)	232 (87%)	35 (13%)	5	14
1	14-A	267/271 (98%)	231 (86%)	36 (14%)	4	13
1	14-B	267/271 (98%)	234 (88%)	33 (12%)	5	16
1	15-A	267/271 (98%)	236 (88%)	31 (12%)	6	19
1	15-B	267/271 (98%)	228 (85%)	39 (15%)	3	11
1	16-A	267/271 (98%)	228 (85%)	39 (15%)	3	11
1	16-B	267/271 (98%)	230 (86%)	37 (14%)	4	12
All	All	8544/8672 (98%)	7750 (91%)	794 (9%)	10	30

5 of 794 residues with a non-rotameric sidechain are listed below:

Mol	Chain	Res	Type
1	10-A	9	GLU
1	12-A	41	ILE
1	16-A	159	HIS
1	10-A	261	MSE
1	11-A	105	SER

Some sidechains can be flipped to improve hydrogen bonding and reduce clashes. 5 of 245 such sidechains are listed below:

Mol	Chain	Res	Type
1	8-A	201	HIS

Continued on next page...

Continued from previous page...

Mol	Chain	Res	Type
1	9-B	246	ASN
1	15-B	141	HIS
1	8-B	12	GLN
1	9-A	94	GLN

5.3.3 RNA [i](#)

There are no RNA molecules in this entry.

5.4 Non-standard residues in protein, DNA, RNA chains [i](#)

There are no non-standard protein/DNA/RNA residues in this entry.

5.5 Carbohydrates [i](#)

There are no carbohydrates in this entry.

5.6 Ligand geometry [i](#)

Of 160 ligands modelled in this entry, 32 are monoatomic - leaving 128 for Mogul analysis.

In the following table, the Counts columns list the number of bonds (or angles) for which Mogul statistics could be retrieved, the number of bonds (or angles) that are observed in the model and the number of bonds (or angles) that are defined in the chemical component dictionary. The Link column lists molecule types, if any, to which the group is linked. The Z score for a bond length (or angle) is the number of standard deviations the observed value is removed from the expected value. A bond length (or angle) with $|Z| > 2$ is considered an outlier worth inspection. RMSZ is the root-mean-square of all Z scores of the bond lengths (or angles).

Mol	Type	Chain	Res	Link	Bond lengths			Bond angles		
					Counts	RMSZ	$\# Z > 2$	Counts	RMSZ	$\# Z > 2$
3	PO4	1-A	315	-	4,4,4	3.04	2 (50%)	6,6,6	0.77	0
3	PO4	1-A	316	-	4,4,4	1.43	0	6,6,6	0.40	0
3	PO4	1-A	317	-	4,4,4	0.94	0	6,6,6	0.41	0
3	PO4	1-A	318	-	4,4,4	1.18	0	6,6,6	0.40	0
3	PO4	1-B	315	-	4,4,4	1.45	0	6,6,6	0.31	0
3	PO4	1-B	316	-	4,4,4	1.26	0	6,6,6	0.41	0
3	PO4	1-B	317	-	4,4,4	1.52	0	6,6,6	0.36	0
3	PO4	1-B	318	-	4,4,4	1.23	0	6,6,6	0.37	0
3	PO4	10-A	315	-	4,4,4	1.08	0	6,6,6	0.38	0
3	PO4	10-A	316	-	4,4,4	1.40	0	6,6,6	0.41	0

Mol	Type	Chain	Res	Link	Bond lengths			Bond angles		
					Counts	RMSZ	# Z > 2	Counts	RMSZ	# Z > 2
3	PO4	10-A	317	-	4,4,4	1.30	0	6,6,6	0.41	0
3	PO4	10-A	318	-	4,4,4	1.33	0	6,6,6	0.38	0
3	PO4	10-B	315	-	4,4,4	1.46	0	6,6,6	0.41	0
3	PO4	10-B	316	-	4,4,4	2.03	1 (25%)	6,6,6	0.30	0
3	PO4	10-B	317	-	4,4,4	1.34	0	6,6,6	0.37	0
3	PO4	10-B	318	-	4,4,4	1.09	0	6,6,6	0.39	0
3	PO4	11-A	315	-	4,4,4	1.27	0	6,6,6	0.37	0
3	PO4	11-A	316	-	4,4,4	1.29	0	6,6,6	0.40	0
3	PO4	11-A	317	-	4,4,4	1.10	0	6,6,6	0.41	0
3	PO4	11-A	318	-	4,4,4	1.20	0	6,6,6	0.39	0
3	PO4	11-B	315	-	4,4,4	1.37	0	6,6,6	0.41	0
3	PO4	11-B	316	-	4,4,4	1.04	0	6,6,6	0.43	0
3	PO4	11-B	317	-	4,4,4	1.10	0	6,6,6	0.37	0
3	PO4	11-B	318	-	4,4,4	1.28	0	6,6,6	0.37	0
3	PO4	12-A	315	-	4,4,4	1.36	0	6,6,6	0.42	0
3	PO4	12-A	316	-	4,4,4	1.33	0	6,6,6	0.43	0
3	PO4	12-A	317	-	4,4,4	0.98	0	6,6,6	0.42	0
3	PO4	12-A	318	-	4,4,4	1.62	0	6,6,6	0.40	0
3	PO4	12-B	315	-	4,4,4	1.30	0	6,6,6	0.35	0
3	PO4	12-B	316	-	4,4,4	1.38	0	6,6,6	0.40	0
3	PO4	12-B	317	-	4,4,4	1.64	0	6,6,6	0.35	0
3	PO4	12-B	318	-	4,4,4	1.28	0	6,6,6	0.36	0
3	PO4	13-A	315	-	4,4,4	1.21	0	6,6,6	0.42	0
3	PO4	13-A	316	-	4,4,4	1.48	0	6,6,6	0.40	0
3	PO4	13-A	317	-	4,4,4	0.92	0	6,6,6	0.42	0
3	PO4	13-A	318	-	4,4,4	1.35	0	6,6,6	0.41	0
3	PO4	13-B	315	-	4,4,4	1.36	0	6,6,6	0.34	0
3	PO4	13-B	316	-	4,4,4	1.27	0	6,6,6	0.43	0
3	PO4	13-B	317	-	4,4,4	1.32	0	6,6,6	0.41	0
3	PO4	13-B	318	-	4,4,4	1.21	0	6,6,6	0.34	0
3	PO4	14-A	315	-	4,4,4	1.20	0	6,6,6	0.41	0
3	PO4	14-A	316	-	4,4,4	1.30	0	6,6,6	0.41	0
3	PO4	14-A	317	-	4,4,4	0.96	0	6,6,6	0.42	0
3	PO4	14-A	318	-	4,4,4	1.08	0	6,6,6	0.42	0
3	PO4	14-B	315	-	4,4,4	1.31	0	6,6,6	0.46	0
3	PO4	14-B	316	-	4,4,4	1.34	0	6,6,6	0.39	0
3	PO4	14-B	317	-	4,4,4	1.45	0	6,6,6	0.40	0
3	PO4	14-B	318	-	4,4,4	1.23	0	6,6,6	0.37	0
3	PO4	15-A	315	-	4,4,4	1.34	0	6,6,6	0.40	0
3	PO4	15-A	316	-	4,4,4	1.24	0	6,6,6	0.42	0
3	PO4	15-A	317	-	4,4,4	0.90	0	6,6,6	0.40	0
3	PO4	15-A	318	-	4,4,4	1.26	0	6,6,6	0.45	0
3	PO4	15-B	315	-	4,4,4	1.31	0	6,6,6	0.41	0

Mol	Type	Chain	Res	Link	Bond lengths			Bond angles		
					Counts	RMSZ	# Z > 2	Counts	RMSZ	# Z > 2
3	PO4	15-B	316	-	4,4,4	1.25	0	6,6,6	0.41	0
3	PO4	15-B	317	-	4,4,4	1.32	0	6,6,6	0.40	0
3	PO4	15-B	318	-	4,4,4	1.20	0	6,6,6	0.34	0
3	PO4	16-A	315	-	4,4,4	1.32	0	6,6,6	0.44	0
3	PO4	16-A	316	-	4,4,4	1.40	0	6,6,6	0.43	0
3	PO4	16-A	317	-	4,4,4	0.89	0	6,6,6	0.41	0
3	PO4	16-A	318	-	4,4,4	1.20	0	6,6,6	0.41	0
3	PO4	16-B	315	-	4,4,4	1.25	0	6,6,6	0.39	0
3	PO4	16-B	316	-	4,4,4	1.32	0	6,6,6	0.38	0
3	PO4	16-B	317	-	4,4,4	1.34	0	6,6,6	0.37	0
3	PO4	16-B	318	-	4,4,4	1.33	0	6,6,6	0.42	0
3	PO4	2-A	315	-	4,4,4	1.26	0	6,6,6	0.43	0
3	PO4	2-A	316	-	4,4,4	1.46	0	6,6,6	0.39	0
3	PO4	2-A	317	-	4,4,4	1.36	0	6,6,6	0.40	0
3	PO4	2-A	318	-	4,4,4	1.20	0	6,6,6	0.40	0
3	PO4	2-B	315	-	4,4,4	1.39	0	6,6,6	0.41	0
3	PO4	2-B	316	-	4,4,4	1.34	0	6,6,6	0.41	0
3	PO4	2-B	317	-	4,4,4	1.18	0	6,6,6	0.38	0
3	PO4	2-B	318	-	4,4,4	1.33	0	6,6,6	0.44	0
3	PO4	3-A	315	-	4,4,4	1.17	0	6,6,6	0.33	0
3	PO4	3-A	316	-	4,4,4	1.71	2 (50%)	6,6,6	0.39	0
3	PO4	3-A	317	-	4,4,4	1.07	0	6,6,6	0.42	0
3	PO4	3-A	318	-	4,4,4	1.18	0	6,6,6	0.41	0
3	PO4	3-B	315	-	4,4,4	1.36	0	6,6,6	0.41	0
3	PO4	3-B	316	-	4,4,4	1.01	0	6,6,6	0.44	0
3	PO4	3-B	317	-	4,4,4	1.61	0	6,6,6	0.35	0
3	PO4	3-B	318	-	4,4,4	1.30	0	6,6,6	0.39	0
3	PO4	4-A	315	-	4,4,4	1.25	0	6,6,6	0.39	0
3	PO4	4-A	316	-	4,4,4	1.22	0	6,6,6	0.39	0
3	PO4	4-A	317	-	4,4,4	1.06	0	6,6,6	0.40	0
3	PO4	4-A	318	-	4,4,4	1.20	0	6,6,6	0.38	0
3	PO4	4-B	315	-	4,4,4	1.30	0	6,6,6	0.36	0
3	PO4	4-B	316	-	4,4,4	1.30	0	6,6,6	0.41	0
3	PO4	4-B	317	-	4,4,4	1.41	0	6,6,6	0.39	0
3	PO4	4-B	318	-	4,4,4	1.25	0	6,6,6	0.37	0
3	PO4	5-A	315	-	4,4,4	1.36	0	6,6,6	0.31	0
3	PO4	5-A	316	-	4,4,4	1.49	0	6,6,6	0.39	0
3	PO4	5-A	317	-	4,4,4	0.95	0	6,6,6	0.42	0
3	PO4	5-A	318	-	4,4,4	1.19	0	6,6,6	0.40	0
3	PO4	5-B	315	-	4,4,4	1.48	0	6,6,6	0.39	0
3	PO4	5-B	316	-	4,4,4	1.16	0	6,6,6	0.45	0
3	PO4	5-B	317	-	4,4,4	1.24	0	6,6,6	0.36	0
3	PO4	5-B	318	-	4,4,4	1.29	0	6,6,6	0.36	0

Mol	Type	Chain	Res	Link	Bond lengths			Bond angles		
					Counts	RMSZ	# Z > 2	Counts	RMSZ	# Z > 2
3	PO4	6-A	315	-	4,4,4	1.30	0	6,6,6	0.39	0
3	PO4	6-A	316	-	4,4,4	1.48	0	6,6,6	0.41	0
3	PO4	6-A	317	-	4,4,4	1.01	0	6,6,6	0.42	0
3	PO4	6-A	318	-	4,4,4	1.23	0	6,6,6	0.39	0
3	PO4	6-B	315	-	4,4,4	1.38	0	6,6,6	0.39	0
3	PO4	6-B	316	-	4,4,4	1.39	0	6,6,6	0.42	0
3	PO4	6-B	317	-	4,4,4	1.38	0	6,6,6	0.41	0
3	PO4	6-B	318	-	4,4,4	1.27	0	6,6,6	0.38	0
3	PO4	7-A	315	-	4,4,4	1.35	0	6,6,6	0.41	0
3	PO4	7-A	316	-	4,4,4	1.45	0	6,6,6	0.42	0
3	PO4	7-A	317	-	4,4,4	1.18	0	6,6,6	0.42	0
3	PO4	7-A	318	-	4,4,4	1.35	0	6,6,6	0.38	0
3	PO4	7-B	315	-	4,4,4	1.52	1 (25%)	6,6,6	0.39	0
3	PO4	7-B	316	-	4,4,4	1.17	0	6,6,6	0.40	0
3	PO4	7-B	317	-	4,4,4	1.26	0	6,6,6	0.37	0
3	PO4	7-B	318	-	4,4,4	1.26	0	6,6,6	0.44	0
3	PO4	8-A	315	-	4,4,4	1.13	0	6,6,6	0.39	0
3	PO4	8-A	316	-	4,4,4	0.92	0	6,6,6	0.48	0
3	PO4	8-A	317	-	4,4,4	1.41	0	6,6,6	0.35	0
3	PO4	8-A	318	-	4,4,4	1.35	0	6,6,6	0.38	0
3	PO4	8-B	315	-	4,4,4	1.29	0	6,6,6	0.36	0
3	PO4	8-B	316	-	4,4,4	1.34	0	6,6,6	0.39	0
3	PO4	8-B	317	-	4,4,4	1.61	0	6,6,6	0.42	0
3	PO4	8-B	318	-	4,4,4	2.55	3 (75%)	6,6,6	0.49	0
3	PO4	9-A	315	-	4,4,4	1.32	0	6,6,6	0.39	0
3	PO4	9-A	316	-	4,4,4	1.06	0	6,6,6	0.47	0
3	PO4	9-A	317	-	4,4,4	1.11	0	6,6,6	0.37	0
3	PO4	9-A	318	-	4,4,4	1.37	0	6,6,6	0.39	0
3	PO4	9-B	315	-	4,4,4	1.42	0	6,6,6	0.34	0
3	PO4	9-B	316	-	4,4,4	1.15	0	6,6,6	0.37	0
3	PO4	9-B	317	-	4,4,4	1.38	0	6,6,6	0.37	0
3	PO4	9-B	318	-	4,4,4	1.26	0	6,6,6	0.37	0

In the following table, the Chirals column lists the number of chiral outliers, the number of chiral centers analysed, the number of these observed in the model and the number defined in the chemical component dictionary. Similar counts are reported in the Torsion and Rings columns. '-' means no outliers of that kind were identified.

Mol	Type	Chain	Res	Link	Chirals	Torsions	Rings
3	PO4	1-A	315	-	-	0/0/0/0	0/0/0/0
3	PO4	1-A	316	-	-	0/0/0/0	0/0/0/0
3	PO4	1-A	317	-	-	0/0/0/0	0/0/0/0

Continued on next page...

Continued from previous page...

Mol	Type	Chain	Res	Link	Chirals	Torsions	Rings
3	PO4	1-A	318	-	-	0/0/0/0	0/0/0/0
3	PO4	1-B	315	-	-	0/0/0/0	0/0/0/0
3	PO4	1-B	316	-	-	0/0/0/0	0/0/0/0
3	PO4	1-B	317	-	-	0/0/0/0	0/0/0/0
3	PO4	1-B	318	-	-	0/0/0/0	0/0/0/0
3	PO4	10-A	315	-	-	0/0/0/0	0/0/0/0
3	PO4	10-A	316	-	-	0/0/0/0	0/0/0/0
3	PO4	10-A	317	-	-	0/0/0/0	0/0/0/0
3	PO4	10-A	318	-	-	0/0/0/0	0/0/0/0
3	PO4	10-B	315	-	-	0/0/0/0	0/0/0/0
3	PO4	10-B	316	-	-	0/0/0/0	0/0/0/0
3	PO4	10-B	317	-	-	0/0/0/0	0/0/0/0
3	PO4	10-B	318	-	-	0/0/0/0	0/0/0/0
3	PO4	11-A	315	-	-	0/0/0/0	0/0/0/0
3	PO4	11-A	316	-	-	0/0/0/0	0/0/0/0
3	PO4	11-A	317	-	-	0/0/0/0	0/0/0/0
3	PO4	11-A	318	-	-	0/0/0/0	0/0/0/0
3	PO4	11-B	315	-	-	0/0/0/0	0/0/0/0
3	PO4	11-B	316	-	-	0/0/0/0	0/0/0/0
3	PO4	11-B	317	-	-	0/0/0/0	0/0/0/0
3	PO4	11-B	318	-	-	0/0/0/0	0/0/0/0
3	PO4	12-A	315	-	-	0/0/0/0	0/0/0/0
3	PO4	12-A	316	-	-	0/0/0/0	0/0/0/0
3	PO4	12-A	317	-	-	0/0/0/0	0/0/0/0
3	PO4	12-A	318	-	-	0/0/0/0	0/0/0/0
3	PO4	12-B	315	-	-	0/0/0/0	0/0/0/0
3	PO4	12-B	316	-	-	0/0/0/0	0/0/0/0
3	PO4	12-B	317	-	-	0/0/0/0	0/0/0/0
3	PO4	12-B	318	-	-	0/0/0/0	0/0/0/0
3	PO4	13-A	315	-	-	0/0/0/0	0/0/0/0
3	PO4	13-A	316	-	-	0/0/0/0	0/0/0/0
3	PO4	13-A	317	-	-	0/0/0/0	0/0/0/0
3	PO4	13-A	318	-	-	0/0/0/0	0/0/0/0
3	PO4	13-B	315	-	-	0/0/0/0	0/0/0/0
3	PO4	13-B	316	-	-	0/0/0/0	0/0/0/0
3	PO4	13-B	317	-	-	0/0/0/0	0/0/0/0
3	PO4	13-B	318	-	-	0/0/0/0	0/0/0/0
3	PO4	14-A	315	-	-	0/0/0/0	0/0/0/0
3	PO4	14-A	316	-	-	0/0/0/0	0/0/0/0
3	PO4	14-A	317	-	-	0/0/0/0	0/0/0/0
3	PO4	14-A	318	-	-	0/0/0/0	0/0/0/0
3	PO4	14-B	315	-	-	0/0/0/0	0/0/0/0

Continued on next page...

Continued from previous page...

Mol	Type	Chain	Res	Link	Chirals	Torsions	Rings
3	PO4	14-B	316	-	-	0/0/0/0	0/0/0/0
3	PO4	14-B	317	-	-	0/0/0/0	0/0/0/0
3	PO4	14-B	318	-	-	0/0/0/0	0/0/0/0
3	PO4	15-A	315	-	-	0/0/0/0	0/0/0/0
3	PO4	15-A	316	-	-	0/0/0/0	0/0/0/0
3	PO4	15-A	317	-	-	0/0/0/0	0/0/0/0
3	PO4	15-A	318	-	-	0/0/0/0	0/0/0/0
3	PO4	15-B	315	-	-	0/0/0/0	0/0/0/0
3	PO4	15-B	316	-	-	0/0/0/0	0/0/0/0
3	PO4	15-B	317	-	-	0/0/0/0	0/0/0/0
3	PO4	15-B	318	-	-	0/0/0/0	0/0/0/0
3	PO4	16-A	315	-	-	0/0/0/0	0/0/0/0
3	PO4	16-A	316	-	-	0/0/0/0	0/0/0/0
3	PO4	16-A	317	-	-	0/0/0/0	0/0/0/0
3	PO4	16-A	318	-	-	0/0/0/0	0/0/0/0
3	PO4	16-B	315	-	-	0/0/0/0	0/0/0/0
3	PO4	16-B	316	-	-	0/0/0/0	0/0/0/0
3	PO4	16-B	317	-	-	0/0/0/0	0/0/0/0
3	PO4	16-B	318	-	-	0/0/0/0	0/0/0/0
3	PO4	2-A	315	-	-	0/0/0/0	0/0/0/0
3	PO4	2-A	316	-	-	0/0/0/0	0/0/0/0
3	PO4	2-A	317	-	-	0/0/0/0	0/0/0/0
3	PO4	2-A	318	-	-	0/0/0/0	0/0/0/0
3	PO4	2-B	315	-	-	0/0/0/0	0/0/0/0
3	PO4	2-B	316	-	-	0/0/0/0	0/0/0/0
3	PO4	2-B	317	-	-	0/0/0/0	0/0/0/0
3	PO4	2-B	318	-	-	0/0/0/0	0/0/0/0
3	PO4	3-A	315	-	-	0/0/0/0	0/0/0/0
3	PO4	3-A	316	-	-	0/0/0/0	0/0/0/0
3	PO4	3-A	317	-	-	0/0/0/0	0/0/0/0
3	PO4	3-A	318	-	-	0/0/0/0	0/0/0/0
3	PO4	3-B	315	-	-	0/0/0/0	0/0/0/0
3	PO4	3-B	316	-	-	0/0/0/0	0/0/0/0
3	PO4	3-B	317	-	-	0/0/0/0	0/0/0/0
3	PO4	3-B	318	-	-	0/0/0/0	0/0/0/0
3	PO4	4-A	315	-	-	0/0/0/0	0/0/0/0
3	PO4	4-A	316	-	-	0/0/0/0	0/0/0/0
3	PO4	4-A	317	-	-	0/0/0/0	0/0/0/0
3	PO4	4-A	318	-	-	0/0/0/0	0/0/0/0
3	PO4	4-B	315	-	-	0/0/0/0	0/0/0/0
3	PO4	4-B	316	-	-	0/0/0/0	0/0/0/0
3	PO4	4-B	317	-	-	0/0/0/0	0/0/0/0

Continued on next page...

Continued from previous page...

Mol	Type	Chain	Res	Link	Chirals	Torsions	Rings
3	PO4	4-B	318	-	-	0/0/0/0	0/0/0/0
3	PO4	5-A	315	-	-	0/0/0/0	0/0/0/0
3	PO4	5-A	316	-	-	0/0/0/0	0/0/0/0
3	PO4	5-A	317	-	-	0/0/0/0	0/0/0/0
3	PO4	5-A	318	-	-	0/0/0/0	0/0/0/0
3	PO4	5-B	315	-	-	0/0/0/0	0/0/0/0
3	PO4	5-B	316	-	-	0/0/0/0	0/0/0/0
3	PO4	5-B	317	-	-	0/0/0/0	0/0/0/0
3	PO4	5-B	318	-	-	0/0/0/0	0/0/0/0
3	PO4	6-A	315	-	-	0/0/0/0	0/0/0/0
3	PO4	6-A	316	-	-	0/0/0/0	0/0/0/0
3	PO4	6-A	317	-	-	0/0/0/0	0/0/0/0
3	PO4	6-A	318	-	-	0/0/0/0	0/0/0/0
3	PO4	6-B	315	-	-	0/0/0/0	0/0/0/0
3	PO4	6-B	316	-	-	0/0/0/0	0/0/0/0
3	PO4	6-B	317	-	-	0/0/0/0	0/0/0/0
3	PO4	6-B	318	-	-	0/0/0/0	0/0/0/0
3	PO4	7-A	315	-	-	0/0/0/0	0/0/0/0
3	PO4	7-A	316	-	-	0/0/0/0	0/0/0/0
3	PO4	7-A	317	-	-	0/0/0/0	0/0/0/0
3	PO4	7-A	318	-	-	0/0/0/0	0/0/0/0
3	PO4	7-B	315	-	-	0/0/0/0	0/0/0/0
3	PO4	7-B	316	-	-	0/0/0/0	0/0/0/0
3	PO4	7-B	317	-	-	0/0/0/0	0/0/0/0
3	PO4	7-B	318	-	-	0/0/0/0	0/0/0/0
3	PO4	8-A	315	-	-	0/0/0/0	0/0/0/0
3	PO4	8-A	316	-	-	0/0/0/0	0/0/0/0
3	PO4	8-A	317	-	-	0/0/0/0	0/0/0/0
3	PO4	8-A	318	-	-	0/0/0/0	0/0/0/0
3	PO4	8-B	315	-	-	0/0/0/0	0/0/0/0
3	PO4	8-B	316	-	-	0/0/0/0	0/0/0/0
3	PO4	8-B	317	-	-	0/0/0/0	0/0/0/0
3	PO4	8-B	318	-	-	0/0/0/0	0/0/0/0
3	PO4	9-A	315	-	-	0/0/0/0	0/0/0/0
3	PO4	9-A	316	-	-	0/0/0/0	0/0/0/0
3	PO4	9-A	317	-	-	0/0/0/0	0/0/0/0
3	PO4	9-A	318	-	-	0/0/0/0	0/0/0/0
3	PO4	9-B	315	-	-	0/0/0/0	0/0/0/0
3	PO4	9-B	316	-	-	0/0/0/0	0/0/0/0
3	PO4	9-B	317	-	-	0/0/0/0	0/0/0/0
3	PO4	9-B	318	-	-	0/0/0/0	0/0/0/0

The worst 5 of 9 bond length outliers are listed below:

Mol	Chain	Res	Type	Atoms	Z	Observed(Å)	Ideal(Å)
3	1-A	315	PO4	P-O3	-5.10	1.36	1.54
3	8-B	318	PO4	P-O2	-3.27	1.42	1.54
3	10-B	316	PO4	P-O4	-3.09	1.43	1.54
3	8-B	318	PO4	P-O4	-2.81	1.44	1.54
3	1-A	315	PO4	P-O4	-2.65	1.45	1.54

There are no bond angle outliers.

There are no chirality outliers.

There are no torsion outliers.

There are no ring outliers.

No monomer is involved in short contacts.

5.7 Other polymers [i](#)

There are no such residues in this entry.

5.8 Polymer linkage issues [i](#)

There are no chain breaks in this entry.

6 Fit of model and data ⓘ

6.1 Protein, DNA and RNA chains ⓘ

In the following table, the column labelled ‘#RSRZ> 2’ contains the number (and percentage) of RSRZ outliers, followed by percent RSRZ outliers for the chain as percentile scores relative to all X-ray entries and entries of similar resolution. The OWAB column contains the minimum, median, 95th percentile and maximum values of the occupancy-weighted average B-factor per residue. The column labelled ‘Q< 0.9’ lists the number of (and percentage) of residues with an average occupancy less than 0.9.

Mol	Chain	Analysed	<RSRZ>	#RSRZ>2	OWAB(Å ²)	Q<0.9
1	1-A	296/315 (93%)	0.75	58 (19%) 1 1	23, 42, 53, 72	296 (100%)
1	1-B	296/315 (93%)	0.66	44 (14%) 3 1	17, 42, 54, 74	296 (100%)
1	2-A	296/315 (93%)	0.75	58 (19%) 1 1	23, 42, 53, 72	296 (100%)
1	2-B	296/315 (93%)	0.66	44 (14%) 3 1	17, 42, 54, 74	296 (100%)
1	3-A	296/315 (93%)	0.75	58 (19%) 1 1	23, 42, 53, 72	296 (100%)
1	3-B	296/315 (93%)	0.66	44 (14%) 3 1	17, 42, 54, 74	296 (100%)
1	4-A	296/315 (93%)	0.75	58 (19%) 1 1	23, 42, 53, 72	296 (100%)
1	4-B	296/315 (93%)	0.66	44 (14%) 3 1	17, 42, 54, 74	296 (100%)
1	5-A	296/315 (93%)	0.75	58 (19%) 1 1	23, 42, 53, 72	296 (100%)
1	5-B	296/315 (93%)	0.66	44 (14%) 3 1	17, 42, 54, 74	296 (100%)
1	6-A	296/315 (93%)	0.75	58 (19%) 1 1	23, 42, 53, 72	296 (100%)
1	6-B	296/315 (93%)	0.66	44 (14%) 3 1	17, 42, 54, 74	296 (100%)
1	7-A	296/315 (93%)	0.75	58 (19%) 1 1	23, 42, 53, 72	296 (100%)
1	7-B	296/315 (93%)	0.66	44 (14%) 3 1	17, 42, 54, 74	296 (100%)
1	8-A	296/315 (93%)	0.75	58 (19%) 1 1	23, 42, 53, 72	296 (100%)
1	8-B	296/315 (93%)	0.66	44 (14%) 3 1	17, 42, 54, 74	296 (100%)
1	9-A	296/315 (93%)	0.75	58 (19%) 1 1	23, 42, 53, 72	296 (100%)
1	9-B	296/315 (93%)	0.66	44 (14%) 3 1	17, 42, 54, 74	296 (100%)
1	10-A	296/315 (93%)	0.75	58 (19%) 1 1	23, 42, 53, 72	296 (100%)
1	10-B	296/315 (93%)	0.66	44 (14%) 3 1	17, 42, 54, 74	296 (100%)
1	11-A	296/315 (93%)	0.75	58 (19%) 1 1	23, 42, 53, 72	296 (100%)
1	11-B	296/315 (93%)	0.66	44 (14%) 3 1	17, 42, 54, 74	296 (100%)
1	12-A	296/315 (93%)	0.75	58 (19%) 1 1	23, 42, 53, 72	296 (100%)
1	12-B	296/315 (93%)	0.66	44 (14%) 3 1	17, 42, 54, 74	296 (100%)

Continued on next page...

Continued from previous page...

Mol	Chain	Analysed	<RSRZ>	#RSRZ>2	OWAB(Å ²)	Q<0.9
1	13-A	296/315 (93%)	0.75	58 (19%) 1 1	23, 42, 53, 72	296 (100%)
1	13-B	296/315 (93%)	0.66	44 (14%) 3 1	17, 42, 54, 74	296 (100%)
1	14-A	296/315 (93%)	0.75	58 (19%) 1 1	23, 42, 53, 72	296 (100%)
1	14-B	296/315 (93%)	0.66	44 (14%) 3 1	17, 42, 54, 74	296 (100%)
1	15-A	296/315 (93%)	0.75	58 (19%) 1 1	23, 42, 53, 72	296 (100%)
1	15-B	296/315 (93%)	0.66	44 (14%) 3 1	17, 42, 54, 74	296 (100%)
1	16-A	296/315 (93%)	0.75	58 (19%) 1 1	23, 42, 53, 72	296 (100%)
1	16-B	296/315 (93%)	0.66	44 (14%) 3 1	17, 42, 54, 74	296 (100%)
All	All	9472/10080 (93%)	0.70	1632 (17%) 2 1	17, 42, 54, 74	9472 (100%)

The worst 5 of 1632 RSRZ outliers are listed below:

Mol	Chain	Res	Type	RSRZ
1	1-B	234	ASP	7.2
1	2-B	234	ASP	7.2
1	3-B	234	ASP	7.2
1	4-B	234	ASP	7.2
1	5-B	234	ASP	7.2

6.2 Non-standard residues in protein, DNA, RNA chains ⓘ

There are no non-standard protein/DNA/RNA residues in this entry.

6.3 Carbohydrates ⓘ

There are no carbohydrates in this entry.

6.4 Ligands ⓘ

In the following table, the Atoms column lists the number of modelled atoms in the group and the number defined in the chemical component dictionary. LLDF column lists the quality of electron density of the group with respect to its neighbouring residues in protein, DNA or RNA chains. The B-factors column lists the minimum, median, 95th percentile and maximum values of B factors of atoms in the group. The column labelled 'Q< 0.9' lists the number of atoms with occupancy less than 0.9.

Mol	Type	Chain	Res	Atoms	RSCC	RSR	LLDF	B-factors(\AA^2)	Q<0.9
3	PO4	7-B	318	5/5	0.90	0.21	0.55	73,74,76,77	5
3	PO4	16-A	316	5/5	0.99	0.16	0.07	41,41,43,43	5
3	PO4	8-B	318	5/5	0.90	0.21	0.00	35,44,45,45	5
3	PO4	7-A	315	5/5	0.97	0.15	-0.16	43,44,44,45	5
3	PO4	16-A	315	5/5	0.97	0.15	-0.16	44,44,45,45	5
3	PO4	3-B	318	5/5	0.90	0.21	-0.20	76,77,77,78	5
3	PO4	1-A	315	5/5	0.97	0.15	-0.20	1,1,1,1	5
3	PO4	10-A	315	5/5	0.97	0.15	-0.21	41,41,42,42	5
3	PO4	15-A	316	5/5	0.99	0.16	-0.22	43,43,44,44	5
3	PO4	10-B	316	5/5	0.98	0.16	-0.25	36,37,43,45	5
3	PO4	2-A	316	5/5	0.99	0.16	-0.29	41,41,43,43	5
3	PO4	3-B	316	5/5	0.98	0.16	-0.31	44,45,46,46	5
3	PO4	13-A	316	5/5	0.99	0.16	-0.31	42,43,43,44	5
3	PO4	5-A	316	5/5	0.99	0.16	-0.31	42,42,43,43	5
3	PO4	12-A	315	5/5	0.97	0.15	-0.33	43,44,45,45	5
3	PO4	14-A	315	5/5	0.97	0.15	-0.35	38,39,39,40	5
3	PO4	12-B	316	5/5	0.98	0.16	-0.35	36,37,38,39	5
3	PO4	11-A	315	5/5	0.97	0.15	-0.37	41,42,43,43	5
3	PO4	4-A	315	5/5	0.97	0.15	-0.37	41,42,42,42	5
3	PO4	15-B	316	5/5	0.98	0.16	-0.37	34,34,36,37	5
3	PO4	13-A	315	5/5	0.97	0.15	-0.37	38,39,40,40	5
3	PO4	13-B	316	5/5	0.98	0.16	-0.37	34,34,36,36	5
3	PO4	15-A	315	5/5	0.97	0.15	-0.37	39,40,41,41	5
3	PO4	8-A	315	5/5	0.97	0.15	-0.37	41,41,41,42	5
3	PO4	2-B	316	5/5	0.98	0.16	-0.37	35,36,37,38	5
3	PO4	3-A	315	5/5	0.97	0.15	-0.37	40,41,41,41	5
3	PO4	7-A	316	5/5	0.99	0.16	-0.38	41,41,43,43	5
3	PO4	1-B	316	5/5	0.98	0.16	-0.39	36,36,38,38	5
3	PO4	4-B	316	5/5	0.98	0.16	-0.39	36,36,38,38	5
3	PO4	7-B	316	5/5	0.98	0.16	-0.40	38,38,40,40	5
3	PO4	5-A	315	5/5	0.97	0.15	-0.41	39,41,42,42	5
3	PO4	2-A	315	5/5	0.97	0.15	-0.41	39,41,42,42	5
3	PO4	8-B	316	5/5	0.98	0.16	-0.42	36,37,38,39	5
3	PO4	9-A	315	5/5	0.97	0.15	-0.42	44,44,45,45	5
3	PO4	1-A	316	5/5	0.99	0.16	-0.44	40,40,42,42	5
3	PO4	14-A	316	5/5	0.99	0.16	-0.44	39,40,41,43	5
3	PO4	8-A	316	5/5	0.99	0.16	-0.50	36,40,41,42	5
3	PO4	11-B	316	5/5	0.98	0.16	-0.50	44,45,46,46	5
3	PO4	4-A	316	5/5	0.99	0.16	-0.50	38,39,40,41	5
3	PO4	6-A	315	5/5	0.97	0.15	-0.53	44,44,45,45	5
3	PO4	15-A	318	5/5	0.93	0.18	-0.55	75,75,76,77	5
3	PO4	9-A	316	5/5	0.99	0.16	-0.56	39,42,43,43	5
3	PO4	14-B	316	5/5	0.98	0.16	-0.57	34,34,36,37	5

Continued on next page...

Continued from previous page...

Mol	Type	Chain	Res	Atoms	RSCC	RSR	LLDF	B-factors(\AA^2)	Q<0.9
3	PO4	6-B	316	5/5	0.98	0.16	-0.57	35,36,37,38	5
3	PO4	9-B	316	5/5	0.98	0.16	-0.57	39,40,41,42	5
3	PO4	16-B	316	5/5	0.98	0.16	-0.58	35,36,37,38	5
3	PO4	6-A	316	5/5	0.99	0.16	-0.61	40,40,42,42	5
3	PO4	7-B	315	5/5	0.96	0.15	-0.61	43,44,45,45	5
3	PO4	11-A	316	5/5	0.99	0.16	-0.61	39,39,40,42	5
3	PO4	12-A	316	5/5	0.99	0.16	-0.61	39,39,40,42	5
3	PO4	11-B	315	5/5	0.96	0.15	-0.63	43,44,45,45	5
3	PO4	8-B	315	5/5	0.96	0.15	-0.65	41,41,42,42	5
3	PO4	12-B	315	5/5	0.96	0.15	-0.66	41,41,42,42	5
3	PO4	8-A	318	5/5	0.93	0.18	-0.67	85,86,86,86	5
3	PO4	14-B	315	5/5	0.96	0.15	-0.67	38,38,40,41	5
3	PO4	9-B	315	5/5	0.96	0.15	-0.67	40,40,42,43	5
3	PO4	5-B	315	5/5	0.96	0.15	-0.72	42,44,45,45	5
3	PO4	3-B	315	5/5	0.96	0.15	-0.73	43,44,45,45	5
3	PO4	6-B	315	5/5	0.96	0.15	-0.78	47,47,48,48	5
3	PO4	13-B	315	5/5	0.96	0.15	-0.78	38,39,39,40	5
3	PO4	15-B	315	5/5	0.96	0.15	-0.78	40,41,42,42	5
3	PO4	16-B	315	5/5	0.96	0.15	-0.78	37,39,39,39	5
3	PO4	1-B	315	5/5	0.96	0.15	-0.80	40,40,42,43	5
3	PO4	2-B	315	5/5	0.96	0.15	-0.80	46,47,47,47	5
3	PO4	13-A	318	5/5	0.93	0.18	-0.80	84,84,85,85	5
3	PO4	8-A	317	5/5	0.94	0.18	-0.82	62,62,63,64	5
3	PO4	7-A	318	5/5	0.93	0.18	-0.85	85,86,86,86	5
3	PO4	12-A	317	5/5	0.94	0.18	-0.86	70,71,72,72	5
3	PO4	10-A	317	5/5	0.94	0.18	-0.87	70,70,71,71	5
3	PO4	4-B	315	5/5	0.96	0.15	-0.90	41,41,42,42	5
3	PO4	2-A	317	5/5	0.94	0.18	-0.98	70,70,71,72	5
3	PO4	14-A	317	5/5	0.94	0.18	-1.01	71,71,72,72	5
3	PO4	16-A	317	5/5	0.94	0.18	-1.01	71,71,72,72	5
3	PO4	3-A	317	5/5	0.94	0.18	-1.01	71,71,72,72	5
3	PO4	11-A	317	5/5	0.94	0.18	-1.01	71,71,72,72	5
3	PO4	6-A	317	5/5	0.94	0.18	-1.01	70,71,72,72	5
3	PO4	4-A	317	5/5	0.94	0.18	-1.01	71,72,72,72	5
3	PO4	1-A	317	5/5	0.94	0.18	-1.01	71,73,74,74	5
3	PO4	5-B	316	5/5	0.98	0.16	-1.01	28,28,31,31	5
3	PO4	15-A	317	5/5	0.94	0.18	-1.01	71,71,72,72	5
3	PO4	9-A	317	5/5	0.94	0.18	-1.01	71,72,72,72	5
3	PO4	13-A	317	5/5	0.94	0.18	-1.01	71,71,72,72	5
3	PO4	5-A	317	5/5	0.94	0.18	-1.01	71,71,72,72	5
3	PO4	7-A	317	5/5	0.94	0.18	-1.01	71,71,72,72	5
3	PO4	4-B	317	5/5	0.95	0.14	-1.12	77,78,79,79	5

Continued on next page...

Continued from previous page...

Mol	Type	Chain	Res	Atoms	RSCC	RSR	LLDF	B-factors(\AA^2)	Q<0.9
3	PO4	14-B	317	5/5	0.95	0.14	-1.12	76,76,78,78	5
3	PO4	9-B	317	5/5	0.95	0.14	-1.12	78,79,79,80	5
3	PO4	10-B	317	5/5	0.95	0.14	-1.12	79,79,80,81	5
3	PO4	13-B	317	5/5	0.95	0.14	-1.12	77,77,78,79	5
3	PO4	16-B	317	5/5	0.95	0.14	-1.12	77,78,79,79	5
3	PO4	2-B	317	5/5	0.95	0.14	-1.14	77,78,79,79	5
3	PO4	15-B	317	5/5	0.95	0.14	-1.25	76,77,78,79	5
3	PO4	11-B	317	5/5	0.95	0.14	-1.25	78,79,80,80	5
3	PO4	6-B	317	5/5	0.95	0.14	-1.25	78,79,80,80	5
3	PO4	10-B	315	5/5	0.96	0.15	-1.26	42,43,44,44	5
3	PO4	7-B	317	5/5	0.95	0.14	-1.33	77,78,78,79	5
3	PO4	12-B	317	5/5	0.95	0.14	-1.40	71,72,73,74	5
3	PO4	5-B	317	5/5	0.95	0.14	-1.49	78,78,79,79	5
3	PO4	3-B	317	5/5	0.95	0.14	-1.53	71,72,73,74	5
3	PO4	1-B	317	5/5	0.95	0.14	-1.63	73,74,74,75	5
3	PO4	8-B	317	5/5	0.95	0.14	-1.64	73,73,74,75	5
2	ZN	1-A	314	1/1	1.00	0.04	-2.97	22,22,22,22	1
2	ZN	15-A	314	1/1	1.00	0.04	-3.46	27,27,27,27	1
2	ZN	6-A	314	1/1	1.00	0.04	-3.46	32,32,32,32	1
2	ZN	12-A	314	1/1	1.00	0.04	-3.46	33,33,33,33	1
2	ZN	7-A	314	1/1	1.00	0.04	-3.46	34,34,34,34	1
2	ZN	9-A	314	1/1	1.00	0.04	-3.46	33,33,33,33	1
2	ZN	14-A	314	1/1	1.00	0.04	-3.67	32,32,32,32	1
2	ZN	5-B	314	1/1	1.00	0.07	-5.27	17,17,17,17	1
2	ZN	9-B	314	1/1	1.00	0.07	-5.31	30,30,30,30	1
2	ZN	12-B	314	1/1	1.00	0.07	-5.31	28,28,28,28	1
2	ZN	4-B	314	1/1	1.00	0.07	-5.31	27,27,27,27	1
2	ZN	13-B	314	1/1	1.00	0.07	-5.31	31,31,31,31	1
2	ZN	1-B	314	1/1	1.00	0.07	-5.31	30,30,30,30	1
2	ZN	7-B	314	1/1	1.00	0.07	-5.40	26,26,26,26	1
2	ZN	10-B	314	1/1	1.00	0.07	-5.40	25,25,25,25	1
2	ZN	15-B	314	1/1	1.00	0.07	-5.43	1,1,1,1	1
3	PO4	12-A	318	5/5	0.93	0.18	-	66,68,68,69	5
2	ZN	3-B	314	1/1	1.00	0.07	-	29,29,29,29	1
3	PO4	1-A	318	5/5	0.93	0.18	-	88,88,89,89	5
2	ZN	2-B	314	1/1	1.00	0.07	-	28,28,28,28	1
3	PO4	3-A	318	5/5	0.93	0.18	-	88,88,89,89	5
3	PO4	13-B	318	5/5	0.90	0.21	-	79,79,80,81	5
2	ZN	10-A	314	1/1	1.00	0.04	-	26,26,26,26	1
3	PO4	16-A	318	5/5	0.93	0.18	-	88,88,88,89	5
3	PO4	12-B	318	5/5	0.90	0.21	-	76,76,77,77	5
2	ZN	16-A	314	1/1	1.00	0.04	-	6,6,6,6	1

Continued on next page...

Continued from previous page...

Mol	Type	Chain	Res	Atoms	RSCC	RSR	LLDF	B-factors(\AA^2)	Q<0.9
2	ZN	11-A	314	1/1	1.00	0.04	-	36,36,36,36	1
3	PO4	11-B	318	5/5	0.90	0.21	-	76,77,77,77	5
3	PO4	10-B	318	5/5	0.90	0.21	-	69,70,70,70	5
3	PO4	11-A	318	5/5	0.93	0.18	-	89,89,90,90	5
2	ZN	16-B	314	1/1	1.00	0.07	-	23,23,23,23	1
2	ZN	14-B	314	1/1	1.00	0.07	-	23,23,23,23	1
3	PO4	1-B	318	5/5	0.90	0.21	-	78,78,78,79	5
2	ZN	11-B	314	1/1	1.00	0.07	-	30,30,30,30	1
2	ZN	2-A	314	1/1	1.00	0.04	-	29,29,29,29	1
2	ZN	6-B	314	1/1	1.00	0.07	-	29,29,29,29	1
3	PO4	5-B	318	5/5	0.90	0.21	-	76,77,77,77	5
3	PO4	3-A	316	5/5	0.99	0.16	-	25,28,30,31	5
3	PO4	4-A	318	5/5	0.93	0.18	-	89,89,90,90	5
3	PO4	14-B	318	5/5	0.90	0.21	-	77,77,77,78	5
2	ZN	8-B	314	1/1	1.00	0.07	-	25,25,25,25	1
3	PO4	2-B	318	5/5	0.90	0.21	-	75,75,76,76	5
2	ZN	4-A	314	1/1	1.00	0.04	-	36,36,36,36	1
3	PO4	15-B	318	5/5	0.90	0.21	-	79,79,80,81	5
3	PO4	6-B	318	5/5	0.90	0.21	-	77,77,77,78	5
2	ZN	3-A	314	1/1	1.00	0.04	-	20,20,20,20	1
3	PO4	10-A	318	5/5	0.93	0.18	-	89,89,89,90	5
3	PO4	10-A	316	5/5	0.99	0.16	-	41,41,42,44	5
3	PO4	4-B	318	5/5	0.90	0.21	-	77,77,78,78	5
2	ZN	5-A	314	1/1	1.00	0.04	-	26,26,26,26	1
3	PO4	6-A	318	5/5	0.93	0.18	-	89,90,90,90	5
3	PO4	9-A	318	5/5	0.93	0.18	-	88,88,89,89	5
3	PO4	2-A	318	5/5	0.93	0.18	-	88,88,89,89	5
3	PO4	16-B	318	5/5	0.90	0.21	-	74,75,75,76	5
3	PO4	14-A	318	5/5	0.93	0.18	-	88,88,89,89	5
2	ZN	13-A	314	1/1	1.00	0.04	-	19,19,19,19	1
2	ZN	8-A	314	1/1	1.00	0.04	-	33,33,33,33	1
3	PO4	9-B	318	5/5	0.90	0.21	-	77,77,78,78	5
3	PO4	5-A	318	5/5	0.93	0.18	-	88,88,89,89	5

6.5 Other polymers ⓘ

There are no such residues in this entry.