



Full wwPDB X-ray Structure Validation Report ⓘ

Feb 5, 2018 – 09:17 PM EST

PDB ID : 4RVY
Title : Serial Time resolved crystallography of Photosystem II using a femtosecond X-ray laser. The S state after two flashes (S3)
Authors : Kupitz, C.; Basu, S.; Grotjohann, I.; Fromme, R.; Zatsepin, N.; Rendek, K.N.; Hunter, M.; Shoeman, R.L.; White, T.A.; Wang, D.; James, D.; Yang, J.-H.; Cobb, D.E.; Reeder, B.; Sierra, R.G.; Liu, H.; Barty, A.; Aquila, A.; Deponte, D.; Kirian, R.; Bari, S.; Bergkamp, J.J.; Beyerlein, K.; Bogan, M.J.; Caleman, C.; Chao, T.-C.; Conrad, C.E.; Davis, K.M.; Fleckenstein, H.; Galli, L.; Hau-Riege, S.P.; Kassemeyer, S.; Laksmono, H.; Liang, M.; Lomb, L.; Marchesini, S.; Martin, A.V.; Messerschmidt, M.; Milathianaki, D.; Nass, K.; Ros, A.; Roy-Chowdhury, S.; Schmidt, K.; Seibert, M.; Steinbrener, J.; Stellato, F.; Yan, L.; Yoon, C.; Moore, T.A.; Moore, A.L.; Pushkar, Y.; Williams, G.J.; Boutet, S.; Doak, R.B.; Weierstall, U.; Frank, M.; Chapman, H.N.; Spence, J.C.H.; Fromme, P.
Deposited on : 2014-11-29
Resolution : 5.50 Å(reported)

This is a Full wwPDB X-ray Structure Validation Report for a publicly released PDB entry.

We welcome your comments at validation@mail.wwpdb.org

A user guide is available at

<http://wwpdb.org/validation/2016/XrayValidationReportHelp>

with specific help available everywhere you see the ⓘ symbol.

The following versions of software and data (see [references ⓘ](#)) were used in the production of this report:

MolProbity : 4.02b-467
Mogul : 1.7.2 (RC1), CSD as538be (2017)
Xtriage (Phenix) : 1.9-1692
EDS : rb-20030736

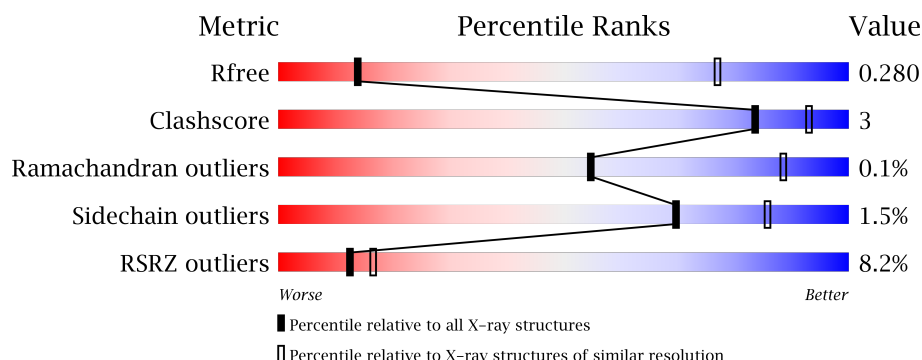
1 Overall quality at a glance

The following experimental techniques were used to determine the structure:

X-RAY DIFFRACTION

The reported resolution of this entry is 5.50 Å.

Percentile scores (ranging between 0-100) for global validation metrics of the entry are shown in the following graphic. The table shows the number of entries on which the scores are based.



Metric	Whole archive (#Entries)	Similar resolution (#Entries, resolution range(Å))
R_{free}	100719	1052 (7.20-3.70)
Clashscore	112137	1021 (7.20-3.76)
Ramachandran outliers	110173	1082 (7.20-3.70)
Sidechain outliers	110143	1055 (7.20-3.70)
RSRZ outliers	101464	1061 (7.20-3.70)

The table below summarises the geometric issues observed across the polymeric chains and their fit to the electron density. The red, orange, yellow and green segments on the lower bar indicate the fraction of residues that contain outliers for ≥ 3 , 2, 1 and 0 types of geometric quality criteria. A grey segment represents the fraction of residues that are not modelled. The numeric value for each fraction is indicated below the corresponding segment, with a dot representing fractions $\leq 5\%$. The upper red bar (where present) indicates the fraction of residues that have poor fit to the electron density. The numeric value is given above the bar.

Mol	Chain	Length	Quality of chain
1	A	334	<div> <div>6%</div> <div>94%</div> <div>6%</div> </div>
1	a	334	<div> <div>8%</div> <div>100%</div> </div>

Continued on next page...

Percentile statistics : 20161228.v01 (using entries in the PDB archive December 28th 2016)
 Refmac : 5.8.0135
 CCP4 : 6.5.0
 Ideal geometry (proteins) : Engh & Huber (2001)
 Ideal geometry (DNA, RNA) : Parkinson et al. (1996)
 Validation Pipeline (wwPDB-VP) : rb-20030736

Continued from previous page...

Mol	Chain	Length	Quality of chain
2	B	504	
2	b	504	
3	C	461	
3	c	461	
4	D	342	
4	d	342	
5	E	81	
5	e	81	
6	F	34	
6	f	34	
7	H	65	
7	h	65	
8	I	38	
8	i	38	
9	J	40	
9	j	40	
10	K	37	
10	k	37	
11	L	37	
11	l	37	
12	M	34	
12	m	34	
13	O	243	
13	o	243	
14	T	30	

Continued on next page...

Continued from previous page...

Mol	Chain	Length	Quality of chain
14	t	30	
15	U	97	
15	u	97	
16	V	137	
16	v	137	
17	X	39	
17	x	39	
18	Y	29	
18	y	29	
19	Z	62	
19	z	62	

The following table lists non-polymeric compounds, carbohydrate monomers and non-standard residues in protein, DNA, RNA chains that are outliers for geometric or electron-density-fit criteria:

Mol	Type	Chain	Res	Chirality	Geometry	Clashes	Electron density
20	OEX	a	601	-	-	-	X
22	CLA	A	603	X	-	-	X
22	CLA	A	604	X	-	-	X
22	CLA	A	607	X	-	-	X
22	CLA	B	602	X	-	-	X
22	CLA	B	603	X	-	-	X
22	CLA	B	604	X	-	-	X
22	CLA	B	605	X	-	-	X
22	CLA	B	606	X	-	-	X
22	CLA	B	607	X	-	-	X
22	CLA	B	608	X	-	-	X
22	CLA	B	609	X	-	-	X
22	CLA	B	610	X	-	-	X
22	CLA	B	611	X	-	-	X
22	CLA	B	612	X	-	-	X
22	CLA	B	613	X	-	-	X
22	CLA	B	614	X	-	-	-
22	CLA	B	615	X	-	-	-

Continued on next page...

Continued from previous page...

Mol	Type	Chain	Res	Chirality	Geometry	Clashes	Electron density
22	CLA	B	616	X	-	-	X
22	CLA	B	617	X	-	-	X
22	CLA	C	501	X	-	-	X
22	CLA	C	502	X	-	-	X
22	CLA	C	503	X	-	-	X
22	CLA	C	504	X	-	-	X
22	CLA	C	505	X	-	-	X
22	CLA	C	506	X	-	-	X
22	CLA	C	507	X	-	-	X
22	CLA	C	508	X	-	-	X
22	CLA	C	509	X	-	-	X
22	CLA	C	510	X	-	-	X
22	CLA	C	511	X	-	-	X
22	CLA	C	512	X	-	-	X
22	CLA	C	513	X	-	-	X
22	CLA	D	401	X	-	-	X
22	CLA	D	402	X	-	-	X
22	CLA	D	403	X	-	-	X
22	CLA	a	603	X	-	-	X
22	CLA	a	604	X	-	-	X
22	CLA	a	607	X	-	-	X
22	CLA	b	602	X	-	-	X
22	CLA	b	603	X	-	-	X
22	CLA	b	604	X	-	-	X
22	CLA	b	605	X	-	-	X
22	CLA	b	606	X	-	-	X
22	CLA	b	607	X	-	-	X
22	CLA	b	608	X	-	-	X
22	CLA	b	609	X	-	-	X
22	CLA	b	610	X	-	-	X
22	CLA	b	611	X	-	-	X
22	CLA	b	612	X	-	-	X
22	CLA	b	613	X	-	-	X
22	CLA	b	614	X	-	-	X
22	CLA	b	615	X	-	-	X
22	CLA	b	616	X	-	-	X
22	CLA	b	617	X	-	-	X
22	CLA	c	501	X	-	-	X
22	CLA	c	502	X	-	-	X
22	CLA	c	503	X	-	-	X
22	CLA	c	504	X	-	-	X
22	CLA	c	505	X	-	-	X

Continued on next page...

Continued from previous page...

Mol	Type	Chain	Res	Chirality	Geometry	Clashes	Electron density
22	CLA	c	506	X	-	-	X
22	CLA	c	507	X	-	-	X
22	CLA	c	508	X	-	-	X
22	CLA	c	509	X	-	-	X
22	CLA	c	510	X	-	-	X
22	CLA	c	511	X	-	-	X
22	CLA	c	512	X	-	-	X
22	CLA	c	513	X	-	-	X
22	CLA	d	401	X	-	-	X
22	CLA	d	402	X	-	-	X
22	CLA	d	403	X	-	-	X
23	PHO	A	605	-	-	-	X
23	PHO	A	606	-	-	-	X
23	PHO	a	605	-	-	-	X
23	PHO	a	606	-	-	-	X
24	BCR	A	608	-	-	-	X
24	BCR	B	622	-	-	-	X
24	BCR	C	514	-	-	-	X
24	BCR	C	515	-	-	-	X
24	BCR	D	404	-	-	-	X
24	BCR	H	101	-	-	-	X
24	BCR	K	101	-	-	-	X
24	BCR	K	102	-	-	-	X
24	BCR	T	102	-	-	-	X
24	BCR	a	608	-	-	-	X
24	BCR	b	618	-	-	-	X
24	BCR	b	622	-	-	-	X
24	BCR	c	514	-	-	-	X
24	BCR	c	515	-	-	-	X
24	BCR	d	404	-	-	-	X
24	BCR	h	101	-	-	-	X
24	BCR	k	101	-	-	-	X
24	BCR	k	102	-	-	-	X
24	BCR	t	101	-	-	-	X
25	SQD	A	609	-	-	-	X
25	SQD	D	411	-	-	-	X
25	SQD	L	101	-	-	-	X
25	SQD	a	609	-	-	-	X
25	SQD	b	601	-	-	-	X
25	SQD	b	621	-	-	-	X
25	SQD	d	411	-	-	-	X
26	CL	A	610	-	-	-	X

Continued on next page...

Continued from previous page...

Mol	Type	Chain	Res	Chirality	Geometry	Clashes	Electron density
26	CL	a	610	-	-	-	X
27	BCT	A	612	-	-	-	X
27	BCT	a	612	-	-	-	X
28	PL9	A	613	-	-	-	X
28	PL9	D	408	-	-	-	X
28	PL9	a	613	-	-	-	X
29	LMG	A	614	-	-	-	X
29	LMG	C	519	-	-	-	X
29	LMG	C	520	-	-	-	X
29	LMG	D	406	-	-	-	X
29	LMG	Z	101	-	-	-	X
29	LMG	a	614	-	-	-	X
29	LMG	c	519	-	-	-	X
29	LMG	c	520	-	-	-	X
29	LMG	d	406	-	-	-	X
29	LMG	z	101	-	-	-	X
31	DGD	C	516	-	-	-	X
31	DGD	C	517	-	-	-	X
31	DGD	C	518	-	-	-	X
31	DGD	D	410	-	-	-	X
31	DGD	H	102	-	-	-	X
31	DGD	c	516	-	-	-	X
31	DGD	c	518	-	-	-	X
31	DGD	d	410	-	-	-	X
31	DGD	h	102	-	-	-	X
32	LHG	D	407	-	-	-	X
32	LHG	D	409	-	-	-	X
32	LHG	E	101	-	-	-	X
32	LHG	d	405	-	-	-	X
32	LHG	d	409	-	-	-	X
32	LHG	e	101	-	-	-	X
33	HEM	F	101	-	-	-	X
33	HEM	V	201	-	-	-	X
33	HEM	f	101	-	-	-	X
33	HEM	v	201	-	-	-	X

2 Entry composition [i](#)

There are 34 unique types of molecules in this entry. The entry contains 49594 atoms, of which 0 are hydrogens and 0 are deuteriums.

In the tables below, the ZeroOcc column contains the number of atoms modelled with zero occupancy, the AltConf column contains the number of residues with at least one atom in alternate conformation and the Trace column contains the number of residues modelled with at most 2 atoms.

- Molecule 1 is a protein called Photosystem II protein D1 1.

Mol	Chain	Residues	Atoms					ZeroOcc	AltConf	Trace
1	A	334	Total	C	N	O	S	0	0	0
			2620	1716	431	458	15			
1	a	334	Total	C	N	O	S	0	0	0
			2620	1716	431	458	15			

There are 2 discrepancies between the modelled and reference sequences:

Chain	Residue	Modelled	Actual	Comment	Reference
A	286	ALA	THR	CONFLICT	UNP P0A444
a	286	ALA	THR	CONFLICT	UNP P0A444

- Molecule 2 is a protein called Photosystem II CP47 reaction center protein.

Mol	Chain	Residues	Atoms					ZeroOcc	AltConf	Trace
2	B	504	Total	C	N	O	S	0	0	0
			3969	2605	661	690	13			
2	b	504	Total	C	N	O	S	0	0	0
			3969	2605	661	690	13			

- Molecule 3 is a protein called Photosystem II CP43 reaction center protein.

Mol	Chain	Residues	Atoms					ZeroOcc	AltConf	Trace
3	C	451	Total	C	N	O	S	0	0	0
			3486	2281	584	608	13			
3	c	451	Total	C	N	O	S	0	0	0
			3486	2281	584	608	13			

- Molecule 4 is a protein called Photosystem II D2 protein.

Mol	Chain	Residues	Atoms					ZeroOcc	AltConf	Trace
4	D	342	Total	C	N	O	S	0	0	0
			2726	1805	445	464	12			

Continued on next page...

Continued from previous page...

Mol	Chain	Residues	Atoms					ZeroOcc	AltConf	Trace
4	d	342	Total	C	N	O	S	0	0	0
			2726	1805	445	464	12			

- Molecule 5 is a protein called Cytochrome b559 subunit alpha.

Mol	Chain	Residues	Atoms					ZeroOcc	AltConf	Trace
5	E	81	Total	C	N	O		0	0	0
			662	432	107	123				
5	e	81	Total	C	N	O		0	0	0
			662	432	107	123				

- Molecule 6 is a protein called Cytochrome b559 subunit beta.

Mol	Chain	Residues	Atoms					ZeroOcc	AltConf	Trace
6	F	34	Total	C	N	O	S	0	0	0
			275	187	45	42	1			
6	f	34	Total	C	N	O	S	0	0	0
			275	187	45	42	1			

- Molecule 7 is a protein called Photosystem II reaction center protein H.

Mol	Chain	Residues	Atoms					ZeroOcc	AltConf	Trace
7	H	65	Total	C	N	O	S	0	0	0
			511	341	82	86	2			
7	h	65	Total	C	N	O	S	0	0	0
			511	341	82	86	2			

- Molecule 8 is a protein called Photosystem II reaction center protein I.

Mol	Chain	Residues	Atoms					ZeroOcc	AltConf	Trace
8	I	38	Total	C	N	O	S	0	0	0
			312	210	48	53	1			
8	i	38	Total	C	N	O	S	0	0	0
			312	210	48	53	1			

- Molecule 9 is a protein called Photosystem II reaction center protein J.

Mol	Chain	Residues	Atoms					ZeroOcc	AltConf	Trace
9	J	38	Total	C	N	O	S	0	0	0
			272	182	42	47	1			
9	j	38	Total	C	N	O	S	0	0	0
			272	182	42	47	1			

- Molecule 10 is a protein called Photosystem II reaction center protein K.

Mol	Chain	Residues	Atoms				ZeroOcc	AltConf	Trace
10	K	37	Total	C	N	O	0	0	0
			293	204	43	46			
10	k	37	Total	C	N	O	0	0	0
			293	204	43	46			

- Molecule 11 is a protein called Photosystem II reaction center protein L.

Mol	Chain	Residues	Atoms					ZeroOcc	AltConf	Trace
11	L	37	Total	C	N	O	S	0	0	0
			304	202	48	53	1			
11	l	37	Total	C	N	O	S	0	0	0
			304	202	48	53	1			

- Molecule 12 is a protein called Photosystem II reaction center protein M.

Mol	Chain	Residues	Atoms					ZeroOcc	AltConf	Trace
12	M	34	Total	C	N	O	S	0	0	0
			267	178	40	48	1			
12	m	34	Total	C	N	O	S	0	0	0
			267	178	40	48	1			

- Molecule 13 is a protein called Photosystem II manganese-stabilizing polypeptide.

Mol	Chain	Residues	Atoms					ZeroOcc	AltConf	Trace
13	O	243	Total	C	N	O	S	0	0	0
			1865	1165	315	381	4			
13	o	243	Total	C	N	O	S	0	0	0
			1865	1165	315	381	4			

- Molecule 14 is a protein called Photosystem II reaction center protein T.

Mol	Chain	Residues	Atoms					ZeroOcc	AltConf	Trace
14	T	30	Total	C	N	O	S	0	0	0
			256	180	36	38	2			
14	t	30	Total	C	N	O	S	0	0	0
			256	180	36	38	2			

- Molecule 15 is a protein called Photosystem II 12 kDa extrinsic protein.

Mol	Chain	Residues	Atoms				ZeroOcc	AltConf	Trace
15	U	97	Total	C	N	O	0	0	0
			774	491	129	154			
15	u	97	Total	C	N	O	0	0	0
			774	491	129	154			

- Molecule 16 is a protein called Cytochrome c-550.

Mol	Chain	Residues	Atoms					ZeroOcc	AltConf	Trace
16	V	137	Total	C	N	O	S	0	0	0
			1064	675	177	208	4			
16	v	137	Total	C	N	O	S	0	0	0
			1064	675	177	208	4			

- Molecule 17 is a protein called Photosystem II reaction center X protein.

Mol	Chain	Residues	Atoms				ZeroOcc	AltConf	Trace
17	X	39	Total	C	N	O	0	0	0
			287	191	46	50			
17	x	39	Total	C	N	O	0	0	0
			287	191	46	50			

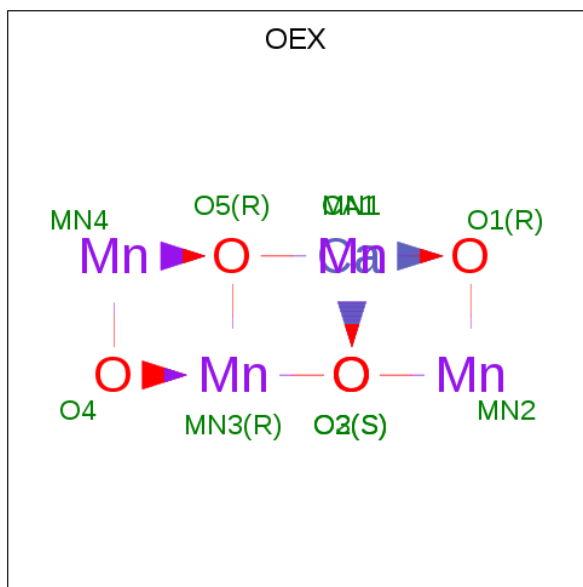
- Molecule 18 is a protein called Photosystem II reaction center protein Ycf12.

Mol	Chain	Residues	Atoms					ZeroOcc	AltConf	Trace
18	Y	29	Total	C	N	O	S	0	0	0
			215	142	37	33	3			
18	y	29	Total	C	N	O	S	0	0	0
			215	142	37	33	3			

- Molecule 19 is a protein called Photosystem II reaction center protein Z.

Mol	Chain	Residues	Atoms					ZeroOcc	AltConf	Trace
19	Z	62	Total	C	N	O	S	0	0	0
			479	328	72	77	2			
19	z	62	Total	C	N	O	S	0	0	0
			479	328	72	77	2			

- Molecule 20 is CA-MN4-O5 CLUSTER (three-letter code: OEX) (formula: CaMn_4O_5).

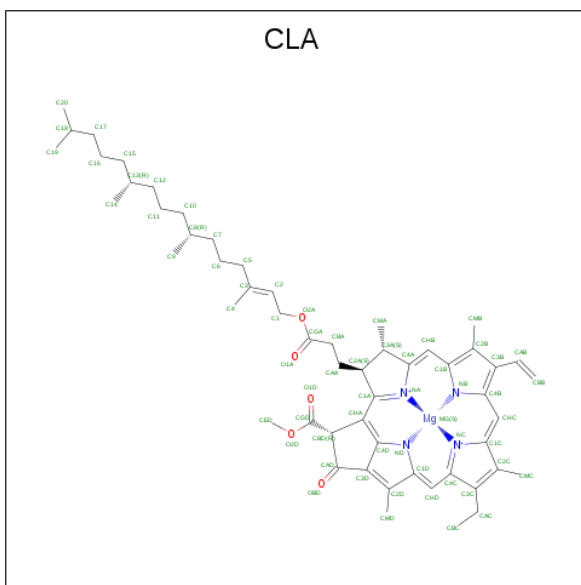


Mol	Chain	Residues	Atoms				ZeroOcc	AltConf
20	A	1	Total	Ca	Mn	O	0	0
			10	1	4	5		
20	a	1	Total	Ca	Mn	O	0	0
			10	1	4	5		

- Molecule 21 is FE (II) ION (three-letter code: FE2) (formula: Fe).

Mol	Chain	Residues	Atoms		ZeroOcc	AltConf
21	A	1	Total	Fe	0	0
			1	1		
21	a	1	Total	Fe	0	0
			1	1		

- Molecule 22 is CHLOROPHYLL A (three-letter code: CLA) (formula: C₅₅H₇₂MgN₄O₅).

[illegible]

Continued on next page...

Continued from previous page...

Mol	Chain	Residues	Atoms					ZeroOcc	AltConf
22	B	1	Total 65	C 55	Mg 1	N 4	O 5	0	0
22	B	1	Total 65	C 55	Mg 1	N 4	O 5	0	0
22	B	1	Total 65	C 55	Mg 1	N 4	O 5	0	0
22	B	1	Total 65	C 55	Mg 1	N 4	O 5	0	0
22	B	1	Total 65	C 55	Mg 1	N 4	O 5	0	0
22	B	1	Total 65	C 55	Mg 1	N 4	O 5	0	0
22	B	1	Total 65	C 55	Mg 1	N 4	O 5	0	0
22	B	1	Total 65	C 55	Mg 1	N 4	O 5	0	0
22	b	1	Total 65	C 55	Mg 1	N 4	O 5	0	0
22	b	1	Total 65	C 55	Mg 1	N 4	O 5	0	0
22	b	1	Total 65	C 55	Mg 1	N 4	O 5	0	0
22	b	1	Total 65	C 55	Mg 1	N 4	O 5	0	0
22	b	1	Total 65	C 55	Mg 1	N 4	O 5	0	0
22	b	1	Total 65	C 55	Mg 1	N 4	O 5	0	0
22	b	1	Total 65	C 55	Mg 1	N 4	O 5	0	0
22	b	1	Total 65	C 55	Mg 1	N 4	O 5	0	0
22	b	1	Total 65	C 55	Mg 1	N 4	O 5	0	0
22	b	1	Total 65	C 55	Mg 1	N 4	O 5	0	0
22	b	1	Total 65	C 55	Mg 1	N 4	O 5	0	0
22	b	1	Total 65	C 55	Mg 1	N 4	O 5	0	0
22	b	1	Total 65	C 55	Mg 1	N 4	O 5	0	0

Continued on next page...

Continued from previous page...

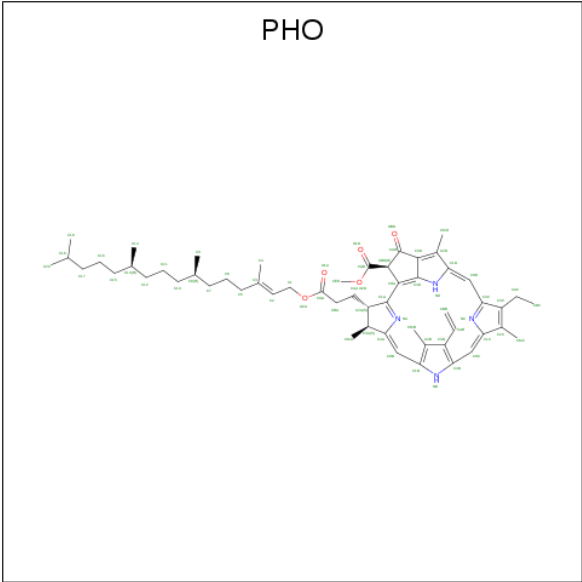
Mol	Chain	Residues	Atoms					ZeroOcc	AltConf
22	b	1	Total 65	C 55	Mg 1	N 4	O 5	0	0
22	b	1	Total 65	C 55	Mg 1	N 4	O 5	0	0
22	b	1	Total 65	C 55	Mg 1	N 4	O 5	0	0
22	C	1	Total 65	C 55	Mg 1	N 4	O 5	0	0
22	C	1	Total 65	C 55	Mg 1	N 4	O 5	0	0
22	C	1	Total 65	C 55	Mg 1	N 4	O 5	0	0
22	C	1	Total 65	C 55	Mg 1	N 4	O 5	0	0
22	C	1	Total 65	C 55	Mg 1	N 4	O 5	0	0
22	C	1	Total 65	C 55	Mg 1	N 4	O 5	0	0
22	C	1	Total 65	C 55	Mg 1	N 4	O 5	0	0
22	C	1	Total 65	C 55	Mg 1	N 4	O 5	0	0
22	C	1	Total 65	C 55	Mg 1	N 4	O 5	0	0
22	C	1	Total 65	C 55	Mg 1	N 4	O 5	0	0
22	C	1	Total 65	C 55	Mg 1	N 4	O 5	0	0
22	C	1	Total 65	C 55	Mg 1	N 4	O 5	0	0
22	C	1	Total 65	C 55	Mg 1	N 4	O 5	0	0
22	c	1	Total 65	C 55	Mg 1	N 4	O 5	0	0
22	c	1	Total 65	C 55	Mg 1	N 4	O 5	0	0
22	c	1	Total 65	C 55	Mg 1	N 4	O 5	0	0
22	c	1	Total 65	C 55	Mg 1	N 4	O 5	0	0
22	c	1	Total 65	C 55	Mg 1	N 4	O 5	0	0

Continued on next page...

Continued from previous page...

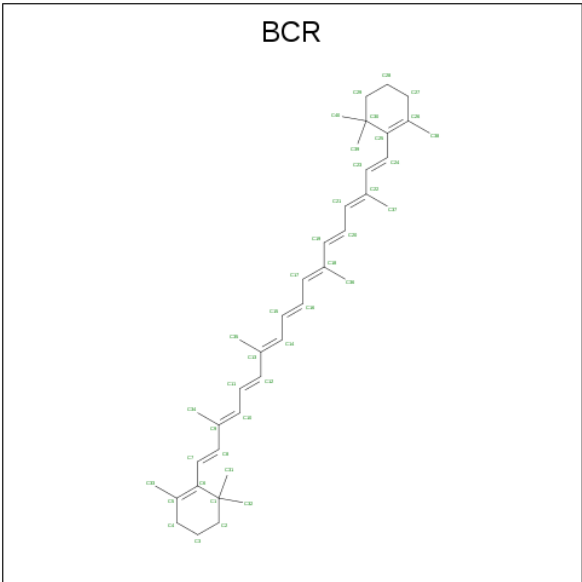
Mol	Chain	Residues	Atoms					ZeroOcc	AltConf
22	c	1	Total	C	Mg	N	O	0	0
			65	55	1	4	5		
22	c	1	Total	C	Mg	N	O	0	0
			65	55	1	4	5		
22	c	1	Total	C	Mg	N	O	0	0
			65	55	1	4	5		
22	c	1	Total	C	Mg	N	O	0	0
			65	55	1	4	5		
22	c	1	Total	C	Mg	N	O	0	0
			65	55	1	4	5		
22	c	1	Total	C	Mg	N	O	0	0
			65	55	1	4	5		
22	D	1	Total	C	Mg	N	O	0	0
			65	55	1	4	5		
22	D	1	Total	C	Mg	N	O	0	0
			65	55	1	4	5		
22	D	1	Total	C	Mg	N	O	0	0
			65	55	1	4	5		
22	d	1	Total	C	Mg	N	O	0	0
			65	55	1	4	5		
22	d	1	Total	C	Mg	N	O	0	0
			65	55	1	4	5		
22	d	1	Total	C	Mg	N	O	0	0
			65	55	1	4	5		

- Molecule 23 is PHEOPHYTIN A (three-letter code: PHO) (formula: C₅₅H₇₄N₄O₅).



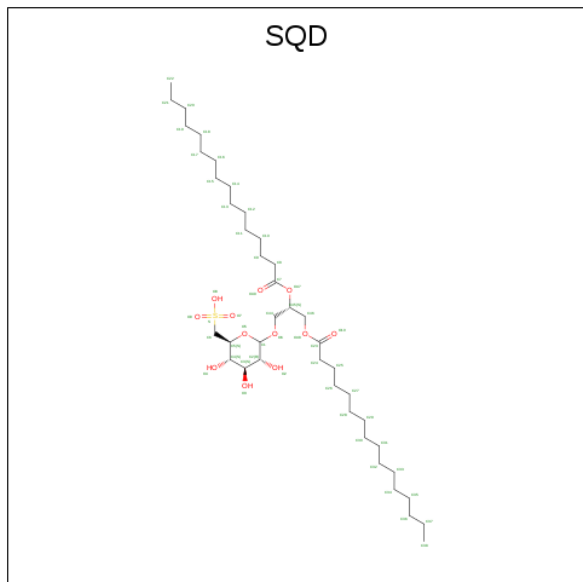
Mol	Chain	Residues	Atoms				ZeroOcc	AltConf
23	A	1	Total	C	N	O	0	0
			64	55	4	5		
23	A	1	Total	C	N	O	0	0
			64	55	4	5		
23	a	1	Total	C	N	O	0	0
			64	55	4	5		
23	a	1	Total	C	N	O	0	0
			64	55	4	5		

- Molecule 24 is BETA-CAROTENE (three-letter code: BCR) (formula: C₄₀H₅₆).



Mol	Chain	Residues	Atoms	ZeroOcc	AltConf
24	A	1	Total C 40 40	0	0
24	a	1	Total C 40 40	0	0
24	B	1	Total C 40 40	0	0
24	B	1	Total C 40 40	0	0
24	B	1	Total C 40 40	0	0
24	b	1	Total C 40 40	0	0
24	b	1	Total C 40 40	0	0
24	C	1	Total C 40 40	0	0
24	C	1	Total C 40 40	0	0
24	c	1	Total C 40 40	0	0
24	c	1	Total C 40 40	0	0
24	D	1	Total C 40 40	0	0
24	d	1	Total C 40 40	0	0
24	H	1	Total C 40 40	0	0
24	h	1	Total C 40 40	0	0
24	K	1	Total C 40 40	0	0
24	K	1	Total C 40 40	0	0
24	k	1	Total C 40 40	0	0
24	k	1	Total C 40 40	0	0
24	T	1	Total C 40 40	0	0
24	T	1	Total C 40 40	0	0
24	t	1	Total C 40 40	0	0

- Molecule 25 is 1,2-DI-O-ACYL-3-O-[6-DEOXY-6-SULFO-ALPHA-D-GLUCOPYRANOSYL]-SN-GLYCEROL (three-letter code: SQD) (formula: $C_{41}H_{78}O_{12}S$).

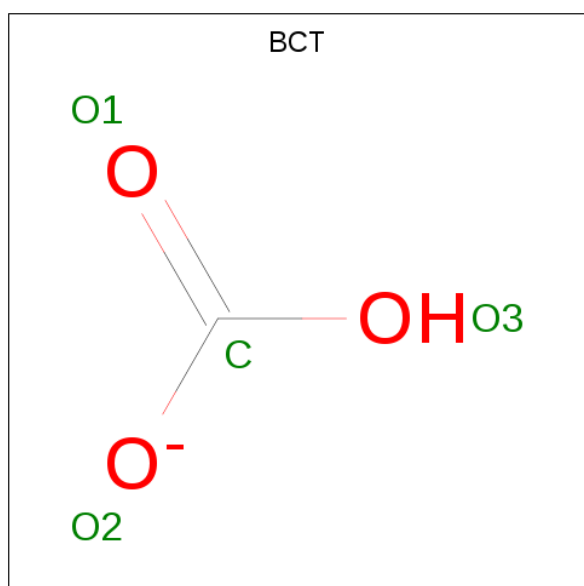


Mol	Chain	Residues	Atoms				ZeroOcc	AltConf
25	A	1	Total	C	O	S	0	0
			54	41	12	1		
25	a	1	Total	C	O	S	0	0
			54	41	12	1		
25	B	1	Total	C	O	S	0	0
			54	41	12	1		
25	b	1	Total	C	O	S	0	0
			54	41	12	1		
25	b	1	Total	C	O	S	0	0
			54	41	12	1		
25	D	1	Total	C	O	S	0	0
			43	30	12	1		
25	d	1	Total	C	O	S	0	0
			43	30	12	1		
25	L	1	Total	C	O	S	0	0
			54	41	12	1		
25	l	1	Total	C	O	S	0	0
			54	41	12	1		
25	l	1	Total	C	O	S	0	0
			54	41	12	1		

- Molecule 26 is CHLORIDE ION (three-letter code: CL) (formula: Cl).

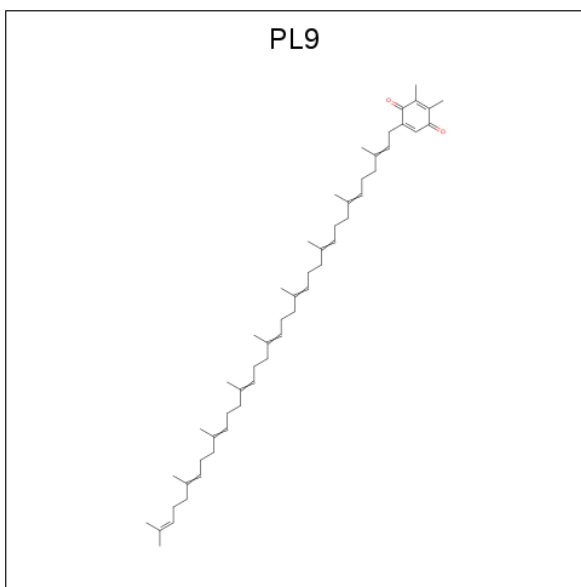
Mol	Chain	Residues	Atoms	ZeroOcc	AltConf
26	A	2	Total Cl 2 2	0	0
26	u	1	Total Cl 1 1	0	0
26	a	2	Total Cl 2 2	0	0
26	U	1	Total Cl 1 1	0	0

- Molecule 27 is BICARBONATE ION (three-letter code: BCT) (formula: CHO_3).



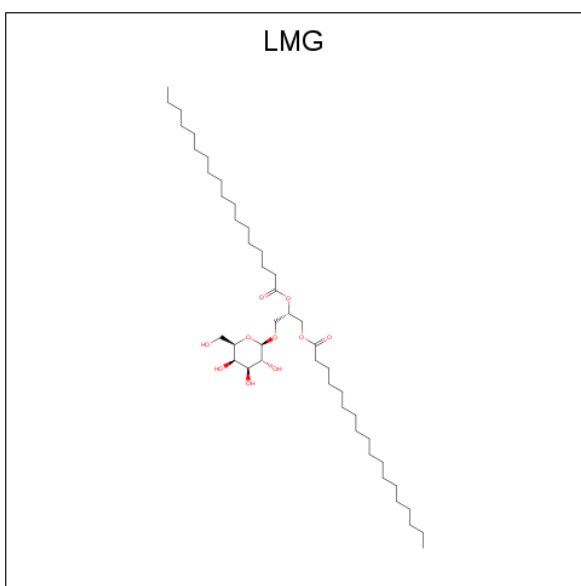
Mol	Chain	Residues	Atoms	ZeroOcc	AltConf
27	A	1	Total C O 4 1 3	0	0
27	a	1	Total C O 4 1 3	0	0

- Molecule 28 is 2,3-DIMETHYL-5-(3,7,11,15,19,23,27,31,35-NONAMETHYL-2,6,10,14,18,22,26,30,34-HEXATRIACONTANONAENYL-2,5-CYCLOHEXADIENE-1,4-DIONE-2,3-DIMETHYL-5-SOLANESYL-1,4-BENZOQUINONE (three-letter code: PL9) (formula: $\text{C}_{53}\text{H}_{80}\text{O}_2$).



Mol	Chain	Residues	Atoms			ZeroOcc	AltConf
28	A	1	Total	C	O	0	0
			55	53	2		
28	a	1	Total	C	O	0	0
			55	53	2		
28	D	1	Total	C	O	0	0
			55	53	2		
28	d	1	Total	C	O	0	0
			55	53	2		

- Molecule 29 is 1,2-DISTEAROYL-MONOGALACTOSYL-DIGLYCERIDE (three-letter code: LMG) (formula: $C_{45}H_{86}O_{10}$).

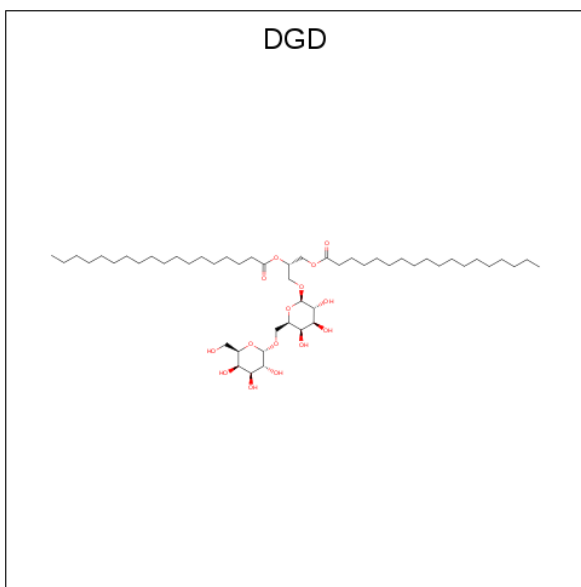


Mol	Chain	Residues	Atoms	ZeroOcc	AltConf
29	A	1	Total C O 51 41 10	0	0
29	a	1	Total C O 51 41 10	0	0
29	B	1	Total C O 51 41 10	0	0
29	b	1	Total C O 51 41 10	0	0
29	C	1	Total C O 51 41 10	0	0
29	C	1	Total C O 51 41 10	0	0
29	c	1	Total C O 51 41 10	0	0
29	c	1	Total C O 51 41 10	0	0
29	D	1	Total C O 51 41 10	0	0
29	d	1	Total C O 51 41 10	0	0
29	Z	1	Total C O 37 27 10	0	0
29	z	1	Total C O 37 27 10	0	0

- Molecule 30 is CALCIUM ION (three-letter code: CA) (formula: Ca).

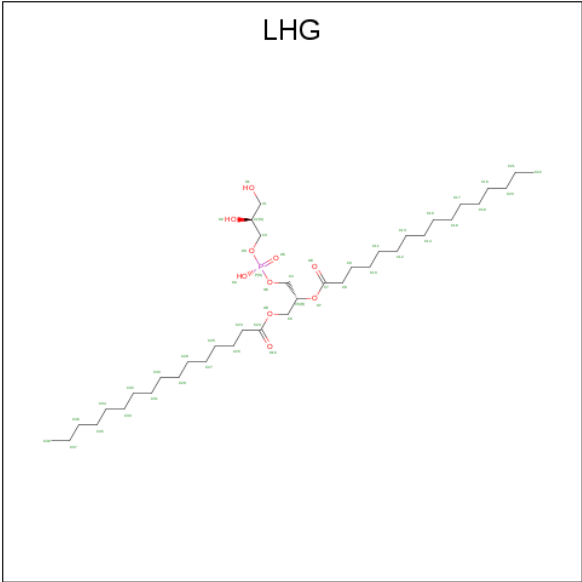
Mol	Chain	Residues	Atoms	ZeroOcc	AltConf
30	B	1	Total Ca 1 1	0	0
30	F	1	Total Ca 1 1	0	0
30	o	1	Total Ca 1 1	0	0
30	O	1	Total Ca 1 1	0	0
30	b	1	Total Ca 1 1	0	0
30	f	1	Total Ca 1 1	0	0

- Molecule 31 is DIGALACTOSYL DIACYL GLYCEROL (DGDG) (three-letter code: DGD) (formula: C₅₁H₉₆O₁₅).



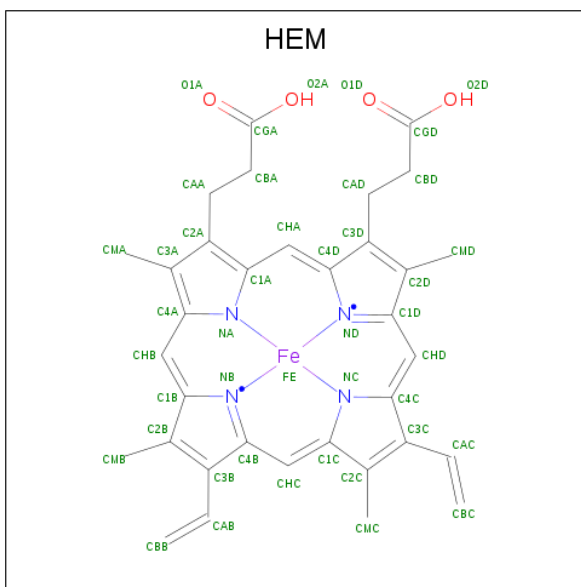
Mol	Chain	Residues	Atoms			ZeroOcc	AltConf
31	C	1	Total	C	O	0	0
			62	47	15		
31	C	1	Total	C	O	0	0
			62	47	15		
31	C	1	Total	C	O	0	0
			62	47	15		
31	c	1	Total	C	O	0	0
			62	47	15		
31	c	1	Total	C	O	0	0
			62	47	15		
31	c	1	Total	C	O	0	0
			62	47	15		
31	D	1	Total	C	O	0	0
			62	47	15		
31	d	1	Total	C	O	0	0
			62	47	15		
31	H	1	Total	C	O	0	0
			62	47	15		
31	h	1	Total	C	O	0	0
			62	47	15		

- Molecule 32 is 1,3-DIPALMITOYL-PHOSPHATIDYL-GLYCEROLE (three-letter code: LHG) (formula: $C_{38}H_{75}O_{10}P$).



Mol	Chain	Residues	Atoms				ZeroOcc	AltConf
32	D	1	Total	C	O	P	0	0
			49	38	10	1		
32	D	1	Total	C	O	P	0	0
			49	38	10	1		
32	D	1	Total	C	O	P	0	0
			49	38	10	1		
32	d	1	Total	C	O	P	0	0
			49	38	10	1		
32	d	1	Total	C	O	P	0	0
			49	38	10	1		
32	d	1	Total	C	O	P	0	0
			49	38	10	1		
32	E	1	Total	C	O	P	0	0
			42	31	10	1		
32	e	1	Total	C	O	P	0	0
			42	31	10	1		
32	L	1	Total	C	O	P	0	0
			49	38	10	1		
32	l	1	Total	C	O	P	0	0
			49	38	10	1		

- Molecule 33 is PROTOPORPHYRIN IX CONTAINING FE (three-letter code: HEM) (formula: C₃₄H₃₂FeN₄O₄).



Mol	Chain	Residues	Atoms					ZeroOcc	AltConf
33	F	1	Total 43	C 34	Fe 1	N 4	O 4	0	0
33	f	1	Total 43	C 34	Fe 1	N 4	O 4	0	0
33	V	1	Total 43	C 34	Fe 1	N 4	O 4	0	0
33	v	1	Total 43	C 34	Fe 1	N 4	O 4	0	0

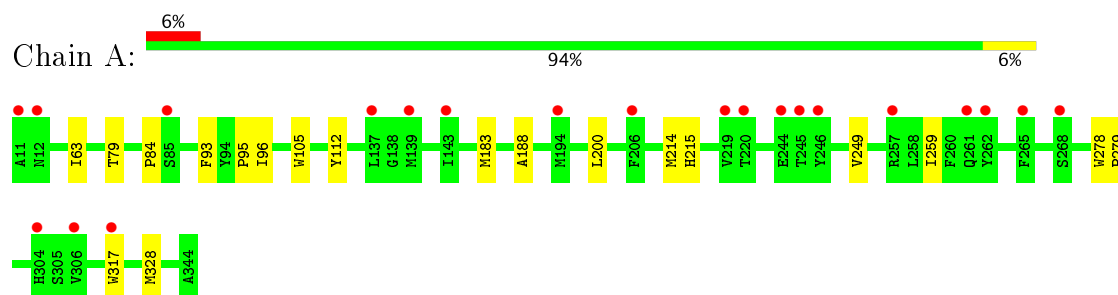
- Molecule 34 is MAGNESIUM ION (three-letter code: MG) (formula: Mg).

Mol	Chain	Residues	Atoms	ZeroOcc	AltConf
34	J	1	Total Mg 1 1	0	0
34	j	1	Total Mg 1 1	0	0

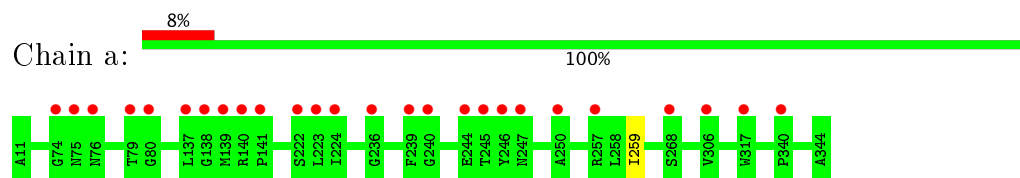
3 Residue-property plots

These plots are drawn for all protein, RNA and DNA chains in the entry. The first graphic for a chain summarises the proportions of the various outlier classes displayed in the second graphic. The second graphic shows the sequence view annotated by issues in geometry and electron density. Residues are color-coded according to the number of geometric quality criteria for which they contain at least one outlier: green = 0, yellow = 1, orange = 2 and red = 3 or more. A red dot above a residue indicates a poor fit to the electron density ($RSRZ > 2$). Stretches of 2 or more consecutive residues without any outlier are shown as a green connector. Residues present in the sample, but not in the model, are shown in grey.

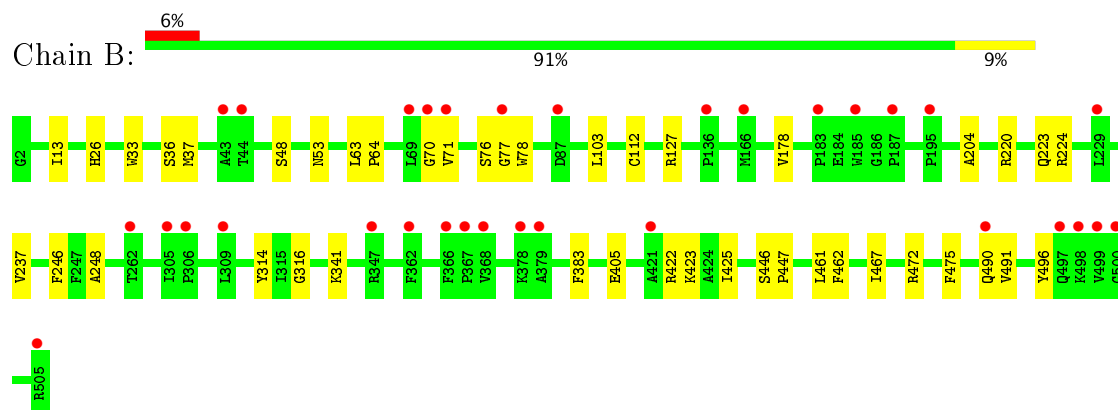
- Molecule 1: Photosystem II protein D1 1



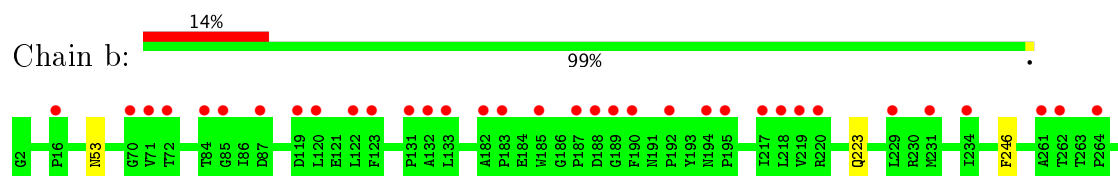
- Molecule 1: Photosystem II protein D1 1

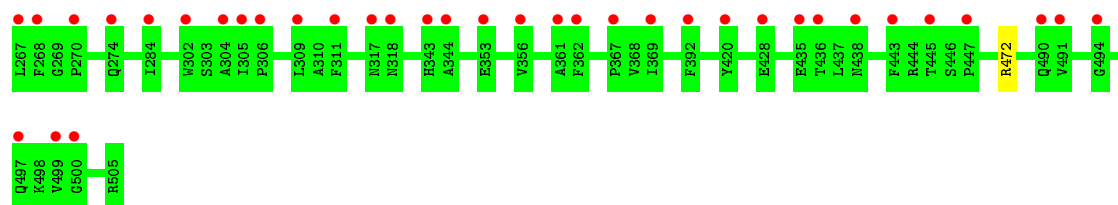


- Molecule 2: Photosystem II CP47 reaction center protein

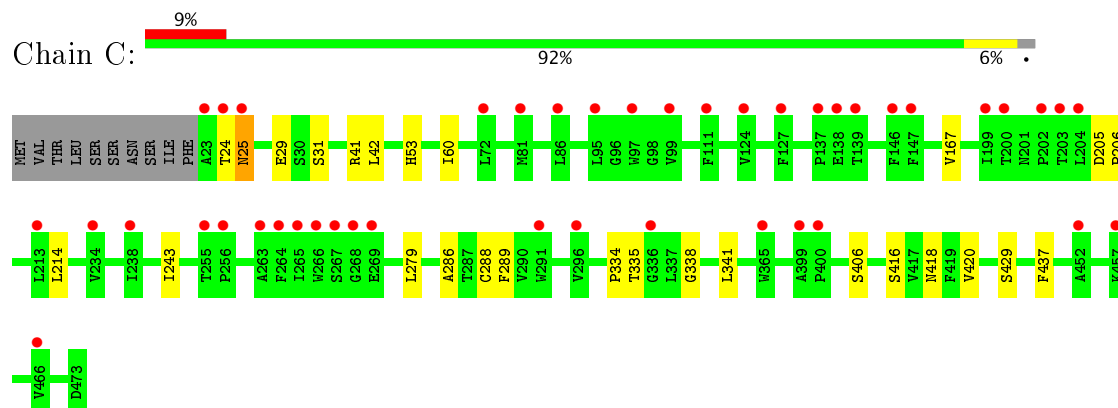


- Molecule 2: Photosystem II CP47 reaction center protein

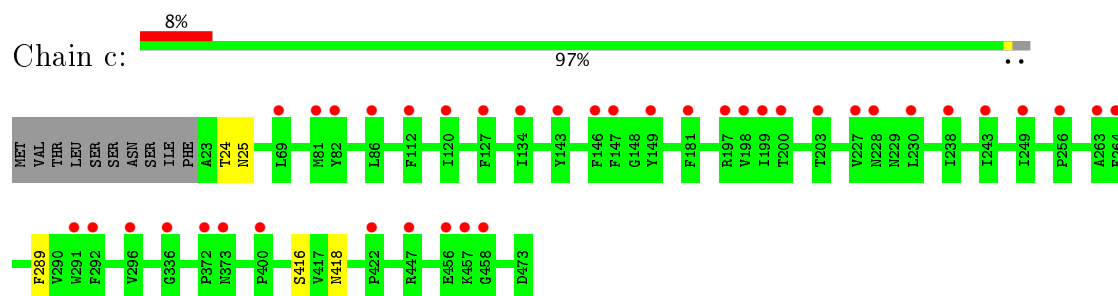




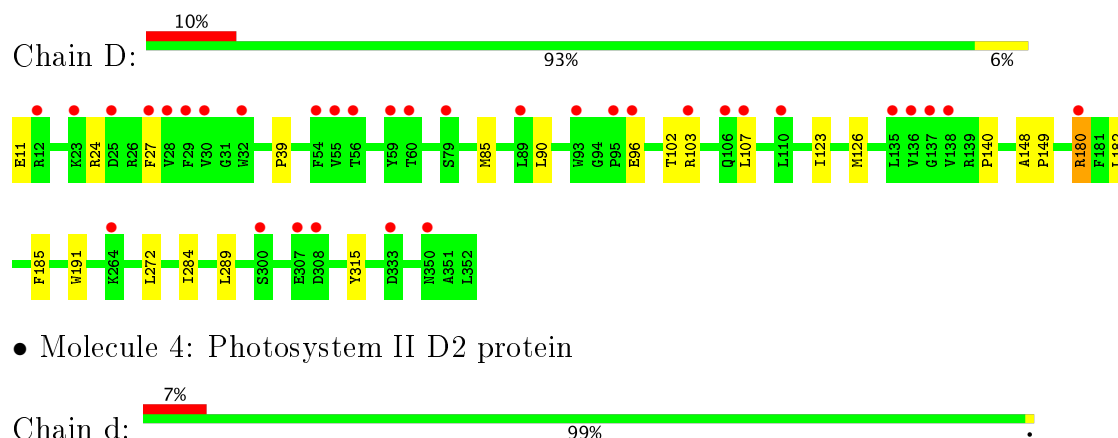
• Molecule 3: Photosystem II CP43 reaction center protein



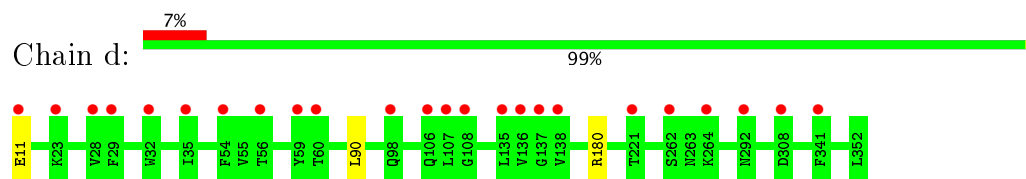
• Molecule 3: Photosystem II CP43 reaction center protein



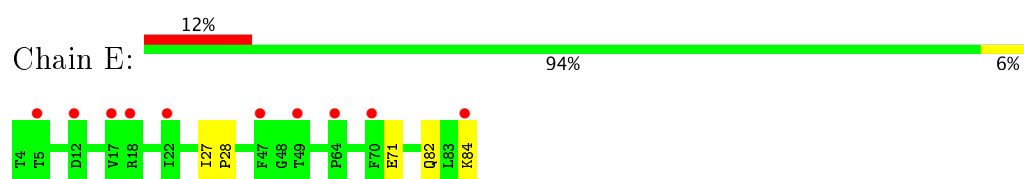
• Molecule 4: Photosystem II D2 protein



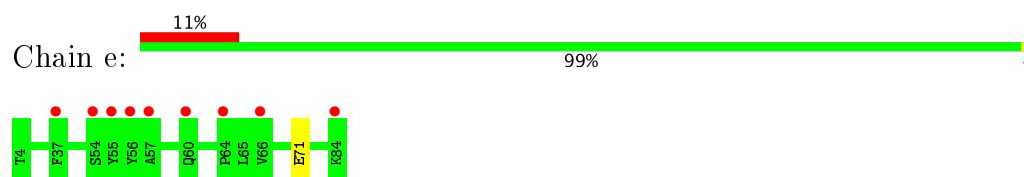
• Molecule 4: Photosystem II D2 protein



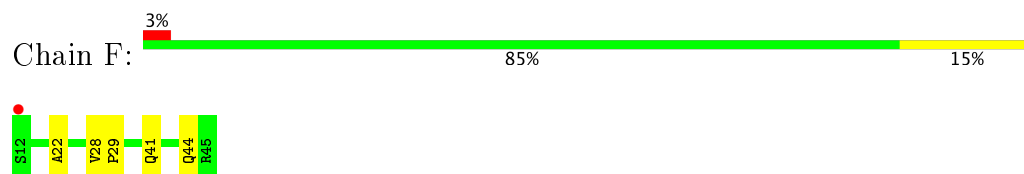
• Molecule 5: Cytochrome b559 subunit alpha



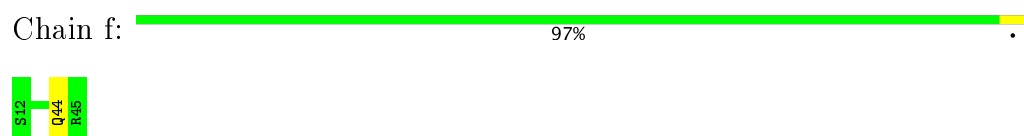
- Molecule 5: Cytochrome b559 subunit alpha



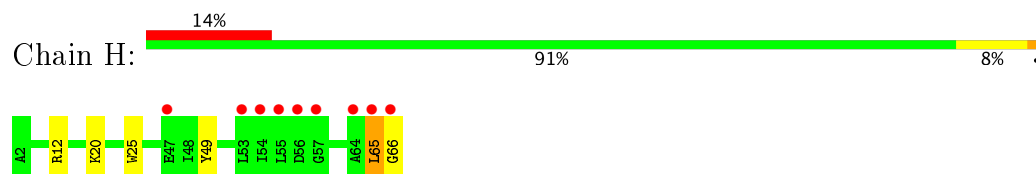
- Molecule 6: Cytochrome b559 subunit beta



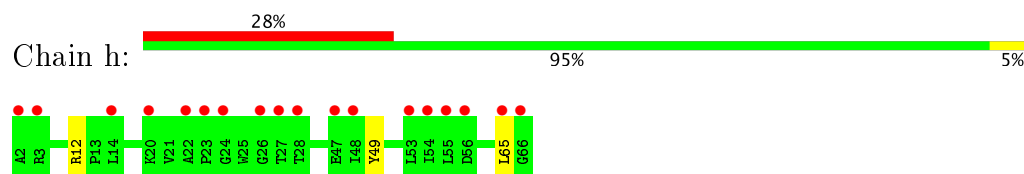
- Molecule 6: Cytochrome b559 subunit beta



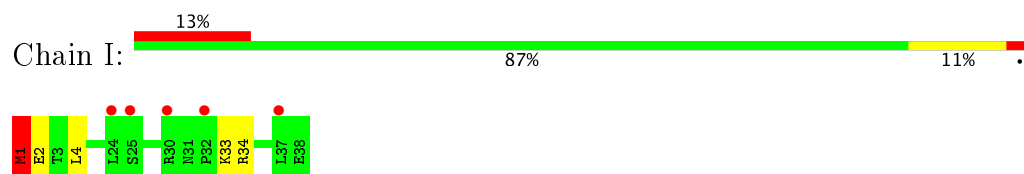
- Molecule 7: Photosystem II reaction center protein H



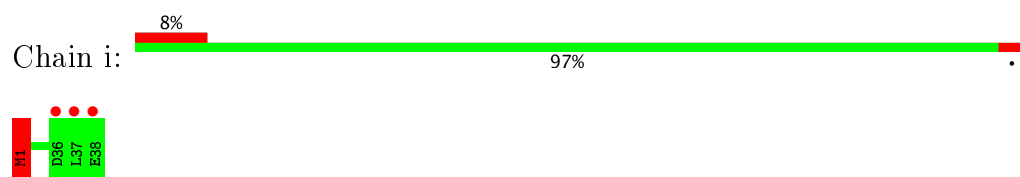
- Molecule 7: Photosystem II reaction center protein H



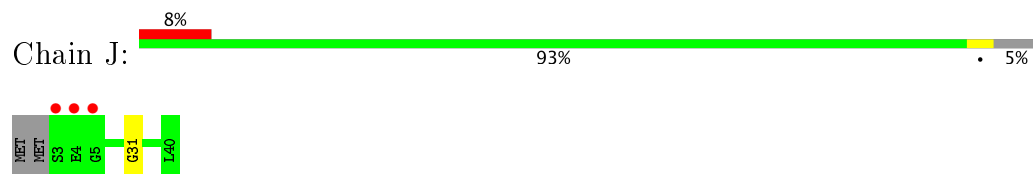
- Molecule 8: Photosystem II reaction center protein I



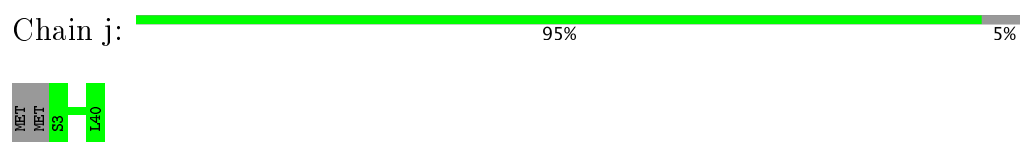
- Molecule 8: Photosystem II reaction center protein I



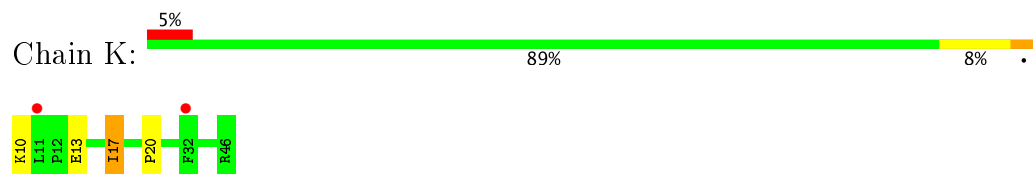
- Molecule 9: Photosystem II reaction center protein J



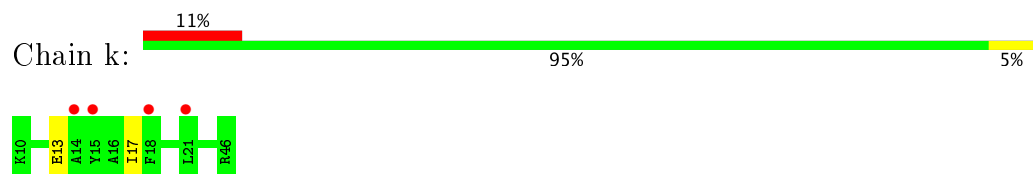
- Molecule 9: Photosystem II reaction center protein J



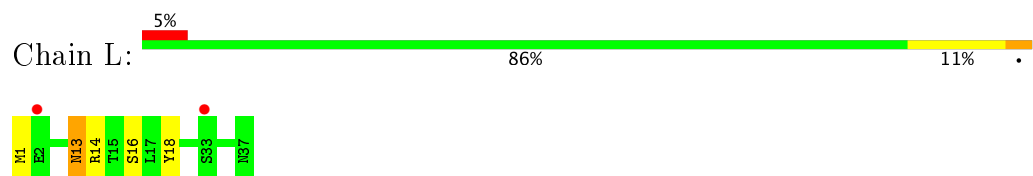
- Molecule 10: Photosystem II reaction center protein K



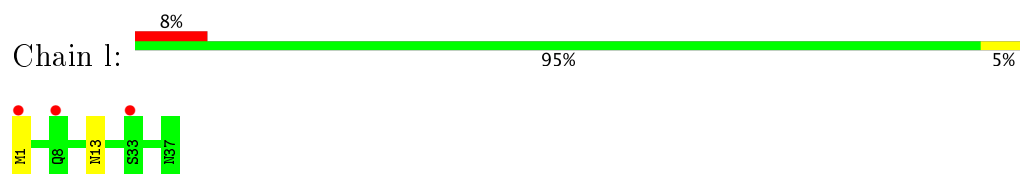
- Molecule 10: Photosystem II reaction center protein K



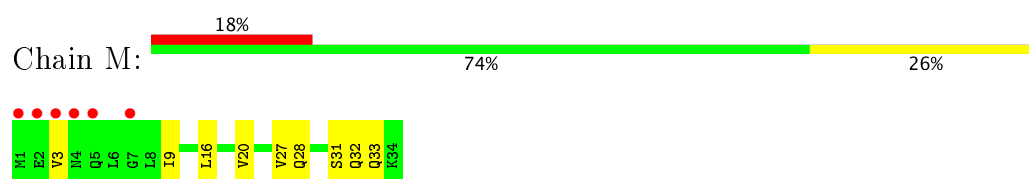
- Molecule 11: Photosystem II reaction center protein L



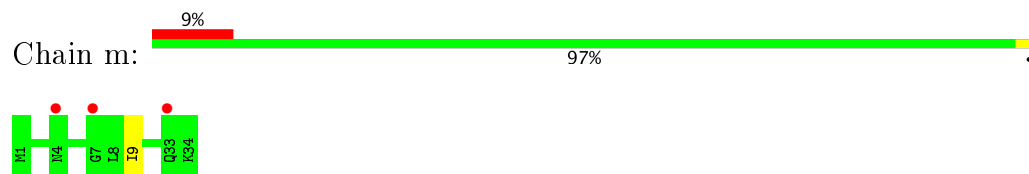
- Molecule 11: Photosystem II reaction center protein L



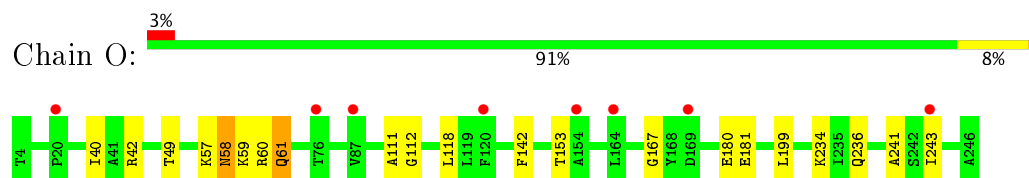
- Molecule 12: Photosystem II reaction center protein M



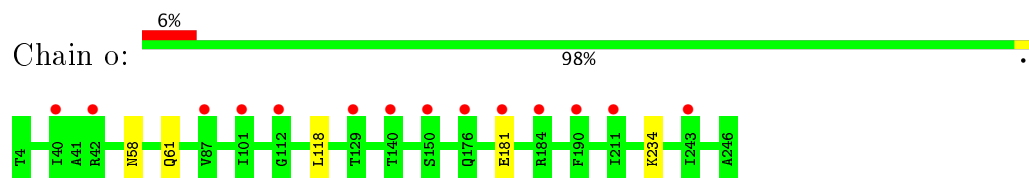
- Molecule 12: Photosystem II reaction center protein M



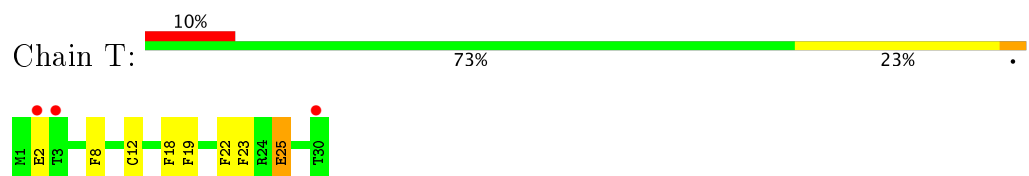
- Molecule 13: Photosystem II manganese-stabilizing polypeptide



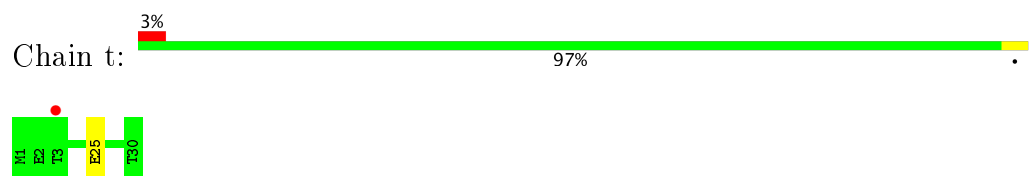
- Molecule 13: Photosystem II manganese-stabilizing polypeptide



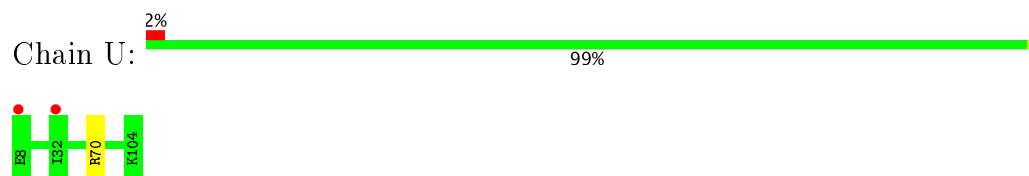
- Molecule 14: Photosystem II reaction center protein T



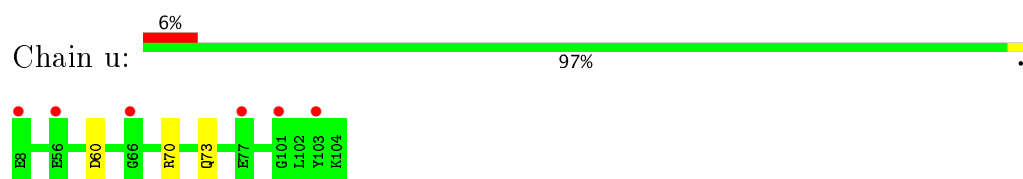
- Molecule 14: Photosystem II reaction center protein T



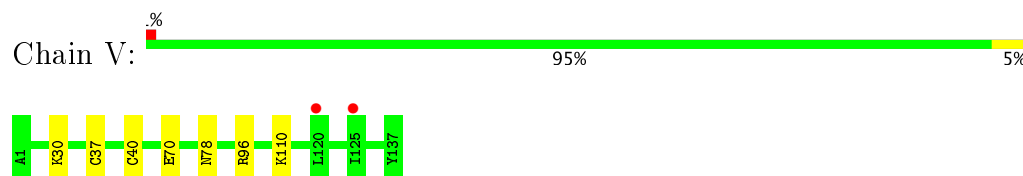
- Molecule 15: Photosystem II 12 kDa extrinsic protein



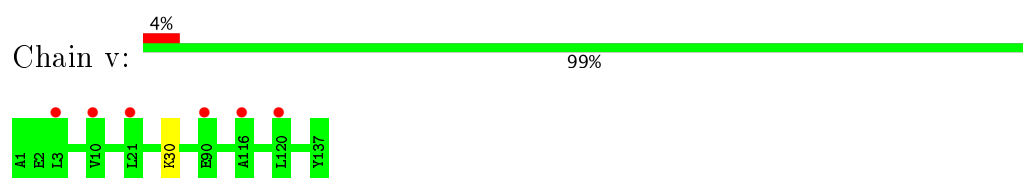
- Molecule 15: Photosystem II 12 kDa extrinsic protein



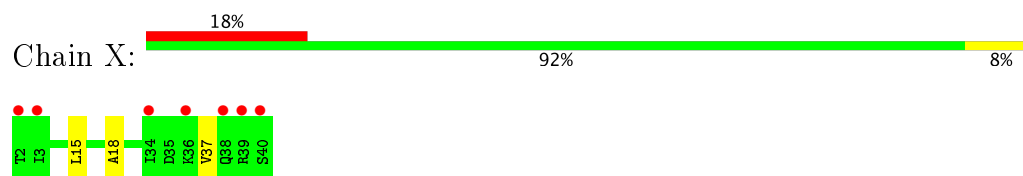
- Molecule 16: Cytochrome c-550



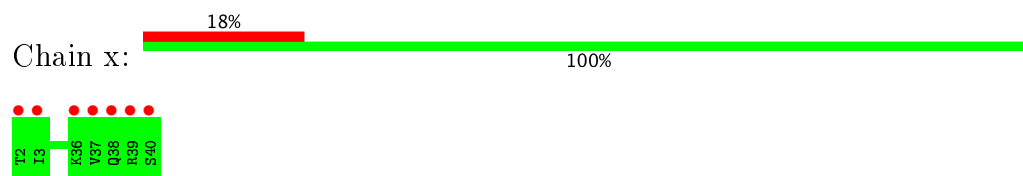
- Molecule 16: Cytochrome c-550



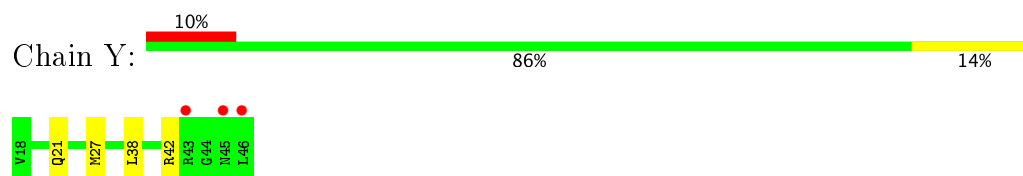
- Molecule 17: Photosystem II reaction center X protein



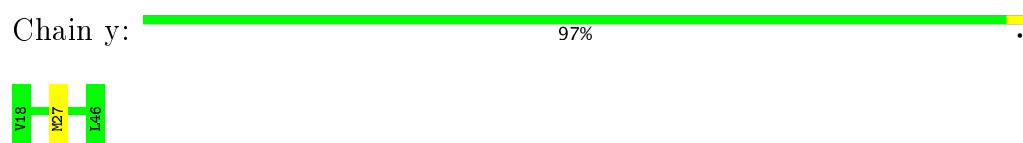
- Molecule 17: Photosystem II reaction center X protein



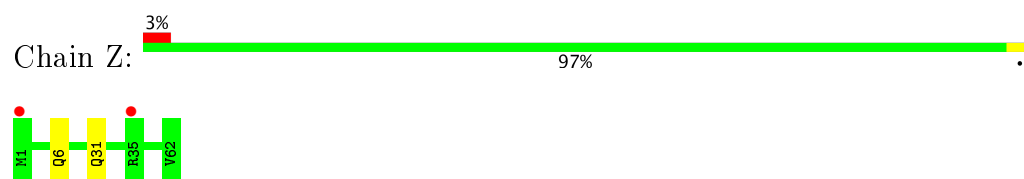
- Molecule 18: Photosystem II reaction center protein Ycf12



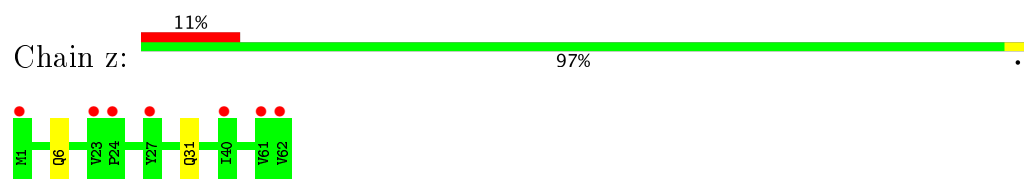
- Molecule 18: Photosystem II reaction center protein Ycf12



- Molecule 19: Photosystem II reaction center protein Z



- Molecule 19: Photosystem II reaction center protein Z



4 Data and refinement statistics

Property	Value	Source
Space group	P 21 21 21	Depositor
Cell constants a, b, c, α , β , γ	136.61Å 228.09Å 308.68Å 90.00° 90.00° 90.00°	Depositor
Resolution (Å)	102.30 – 5.50 102.29 – 5.50	Depositor EDS
% Data completeness (in resolution range)	99.9 (102.30-5.50) 100.0 (102.29-5.50)	Depositor EDS
R_{merge}	(Not available)	Depositor
R_{sym}	(Not available)	Depositor
$\langle I/\sigma(I) \rangle$ ¹	1.75 (at 5.42Å)	Xtriage
Refinement program	PHENIX (phenix.refine: 1.8.2_1336)	Depositor
R, R_{free}	0.281 , 0.291 0.272 , 0.280	Depositor DCC
R_{free} test set	1625 reflections (5.07%)	DCC
Wilson B-factor (Å ²)	357.8	Xtriage
Anisotropy	0.241	Xtriage
Bulk solvent k_{sol} (e/Å ³), B_{sol} (Å ²)	0.33 , 62.0	EDS
L-test for twinning ²	$\langle L \rangle = 0.47$, $\langle L^2 \rangle = 0.29$	Xtriage
Estimated twinning fraction	No twinning to report.	Xtriage
F_o, F_c correlation	0.87	EDS
Total number of atoms	49594	wwPDB-VP
Average B, all atoms (Å ²)	32.0	wwPDB-VP

Xtriage's analysis on translational NCS is as follows: *The largest off-origin peak in the Patterson function is 2.71% of the height of the origin peak. No significant pseudotranslation is detected.*

¹Intensities estimated from amplitudes.

²Theoretical values of $\langle |L| \rangle$, $\langle L^2 \rangle$ for acentric reflections are 0.5, 0.333 respectively for untwinned datasets, and 0.375, 0.2 for perfectly twinned datasets.

5 Model quality [i](#)

5.1 Standard geometry [i](#)

Bond lengths and bond angles in the following residue types are not validated in this section: LHG, MG, OEX, PHO, DGD, CL, CA, CLA, PL9, FE2, BCT, HEM, SQD, BCR, LMG

The Z score for a bond length (or angle) is the number of standard deviations the observed value is removed from the expected value. A bond length (or angle) with $|Z| > 5$ is considered an outlier worth inspection. RMSZ is the root-mean-square of all Z scores of the bond lengths (or angles).

Mol	Chain	Bond lengths		Bond angles	
		RMSZ	# Z >5	RMSZ	# Z >5
1	A	0.53	0/2705	0.55	0/3689
1	a	0.53	0/2705	0.55	0/3689
2	B	0.50	0/4109	0.54	0/5600
2	b	0.50	0/4109	0.54	0/5600
3	C	0.46	0/3599	0.51	0/4900
3	c	0.46	0/3599	0.51	0/4900
4	D	0.53	0/2821	0.55	0/3844
4	d	0.53	0/2821	0.55	0/3844
5	E	0.43	0/681	0.51	0/928
5	e	0.43	0/681	0.51	0/928
6	F	0.49	0/284	0.45	0/387
6	f	0.49	0/284	0.45	0/387
7	H	0.47	0/524	0.50	0/713
7	h	0.47	0/524	0.50	0/713
8	I	2.22	2/319 (0.6%)	1.25	4/429 (0.9%)
8	i	2.22	2/319 (0.6%)	1.25	4/429 (0.9%)
9	J	0.46	0/278	0.43	0/376
9	j	0.46	0/278	0.43	0/376
10	K	0.42	0/303	0.50	0/416
10	k	0.43	0/303	0.50	0/416
11	L	0.55	0/311	0.51	0/422
11	l	0.55	0/311	0.51	0/422
12	M	0.47	0/270	0.59	0/367
12	m	0.47	0/270	0.59	0/367
13	O	0.45	0/1896	0.58	0/2571
13	o	0.45	0/1896	0.58	0/2571
14	T	0.53	0/265	0.54	0/359
14	t	0.53	0/265	0.54	0/359
15	U	0.46	0/785	0.55	0/1064
15	u	0.46	0/785	0.55	0/1064
16	V	0.47	0/1085	0.53	0/1473
16	v	0.47	0/1085	0.53	0/1473

Mol	Chain	Bond lengths		Bond angles	
		RMSZ	# Z >5	RMSZ	# Z >5
17	X	0.43	0/290	0.47	0/392
17	x	0.43	0/290	0.47	0/392
18	Y	0.41	0/216	0.45	0/289
18	y	0.41	0/216	0.45	0/289
19	Z	0.41	0/490	0.45	0/669
19	z	0.41	0/490	0.45	0/669
All	All	0.55	4/42462 (0.0%)	0.55	8/57776 (0.0%)

Chiral center outliers are detected by calculating the chiral volume of a chiral center and verifying if the center is modelled as a planar moiety or with the opposite hand. A planarity outlier is detected by checking planarity of atoms in a peptide group, atoms in a mainchain group or atoms of a sidechain that are expected to be planar.

Mol	Chain	#Chirality outliers	#Planarity outliers
8	I	1	1
8	i	1	1
All	All	2	2

All (4) bond length outliers are listed below:

Mol	Chain	Res	Type	Atoms	Z	Observed(Å)	Ideal(Å)
8	i	1	MET	N-CA	36.97	2.20	1.46
8	I	1	MET	N-CA	36.95	2.20	1.46
8	I	1	MET	CA-C	12.27	1.84	1.52
8	i	1	MET	CA-C	12.26	1.84	1.52

All (8) bond angle outliers are listed below:

Mol	Chain	Res	Type	Atoms	Z	Observed(°)	Ideal(°)
8	i	1	MET	N-CA-CB	-17.88	78.41	110.60
8	I	1	MET	N-CA-CB	-17.86	78.45	110.60
8	I	1	MET	N-CA-C	-12.99	75.92	111.00
8	i	1	MET	N-CA-C	-12.98	75.94	111.00
8	I	1	MET	CA-C-N	-6.32	103.29	117.20
8	i	1	MET	CA-C-N	-6.30	103.33	117.20
8	I	1	MET	CB-CA-C	-6.21	97.97	110.40
8	i	1	MET	CB-CA-C	-6.21	97.97	110.40

All (2) chirality outliers are listed below:

Mol	Chain	Res	Type	Atom
8	I	1	MET	CA

Continued on next page...

Continued from previous page...

Mol	Chain	Res	Type	Atom
8	i	1	MET	CA

All (2) planarity outliers are listed below:

Mol	Chain	Res	Type	Group
8	I	1	MET	Mainchain
8	i	1	MET	Mainchain

5.2 Too-close contacts

In the following table, the Non-H and H(model) columns list the number of non-hydrogen atoms and hydrogen atoms in the chain respectively. The H(added) column lists the number of hydrogen atoms added and optimized by MolProbity. The Clashes column lists the number of clashes within the asymmetric unit, whereas Symm-Clashes lists symmetry related clashes.

Mol	Chain	Non-H	H(model)	H(added)	Clashes	Symm-Clashes
1	A	2620	0	2517	16	0
1	a	2620	0	2517	0	0
2	B	3969	0	3828	47	0
2	b	3969	0	3828	0	0
3	C	3486	0	3407	20	0
3	c	3486	0	3407	0	0
4	D	2726	0	2627	21	0
4	d	2726	0	2627	0	0
5	E	662	0	648	3	0
5	e	662	0	648	0	0
6	F	275	0	282	3	0
6	f	275	0	282	0	0
7	H	511	0	532	4	0
7	h	511	0	532	0	0
8	I	312	0	329	16	0
8	i	312	0	329	0	0
9	J	272	0	279	1	0
9	j	272	0	279	0	0
10	K	293	0	305	5	0
10	k	293	0	305	0	0
11	L	304	0	316	6	0
11	l	304	0	316	0	0
12	M	267	0	288	21	0
12	m	267	0	287	0	0
13	O	1865	0	1838	21	0

Continued on next page...

Continued from previous page...

Mol	Chain	Non-H	H(model)	H(added)	Clashes	Symm-Clashes
13	o	1865	0	1838	0	0
14	T	256	0	262	12	0
14	t	256	0	262	0	0
15	U	774	0	773	0	0
15	u	774	0	773	0	7
16	V	1064	0	1073	10	7
16	v	1064	0	1073	0	0
17	X	287	0	317	3	0
17	x	287	0	317	0	0
18	Y	215	0	246	2	0
18	y	215	0	246	0	0
19	Z	479	0	516	0	0
19	z	479	0	516	0	0
20	A	10	0	0	0	0
20	a	10	0	0	0	0
21	A	1	0	0	0	0
21	a	1	0	0	0	0
22	A	195	0	216	10	0
22	B	1040	0	1152	32	0
22	C	845	0	936	29	0
22	D	195	0	216	8	0
22	a	195	0	216	0	0
22	b	1040	0	1152	0	0
22	c	845	0	936	0	0
22	d	195	0	216	0	0
23	A	128	0	148	6	0
23	a	128	0	148	0	0
24	A	40	0	48	1	0
24	B	120	0	140	8	0
24	C	80	0	93	0	0
24	D	40	0	48	3	0
24	H	40	0	46	1	0
24	K	80	0	93	1	0
24	T	80	0	95	9	0
24	a	40	0	48	0	0
24	b	80	0	92	0	0
24	c	80	0	93	0	0
24	d	40	0	48	0	0
24	h	40	0	46	0	0
24	k	80	0	93	0	0
24	t	40	0	47	0	0
25	A	54	0	78	2	0

Continued on next page...

Continued from previous page...

Mol	Chain	Non-H	H(model)	H(added)	Clashes	Symm-Clashes
25	B	54	0	78	4	0
25	D	43	0	53	0	0
25	L	54	0	34	5	0
25	a	54	0	78	0	0
25	b	108	0	112	0	0
25	d	43	0	53	0	0
25	l	108	0	59	0	0
26	A	2	0	0	0	0
26	U	1	0	0	0	0
26	a	2	0	0	0	0
26	u	1	0	0	0	0
27	A	4	0	0	0	0
27	a	4	0	0	0	0
28	A	55	0	80	8	0
28	D	55	0	80	0	0
28	a	55	0	80	0	0
28	d	55	0	80	0	0
29	A	51	0	72	3	0
29	B	51	0	72	3	0
29	C	102	0	144	1	0
29	D	51	0	72	2	0
29	Z	37	0	44	1	0
29	a	51	0	72	0	0
29	b	51	0	72	0	0
29	c	102	0	144	0	0
29	d	51	0	72	0	0
29	z	37	0	44	0	0
30	B	1	0	0	0	0
30	F	1	0	0	0	0
30	O	1	0	0	0	0
30	b	1	0	0	0	0
30	f	1	0	0	0	0
30	o	1	0	0	0	0
31	C	186	0	246	5	0
31	D	62	0	82	3	0
31	H	62	0	82	1	0
31	c	186	0	246	0	0
31	d	62	0	82	0	0
31	h	62	0	82	0	0
32	D	147	0	222	13	0
32	E	42	0	57	2	0
32	L	49	0	74	1	0

Continued on next page...

Continued from previous page...

Mol	Chain	Non-H	H(model)	H(added)	Clashes	Symm-Clashes
32	d	147	0	222	0	0
32	e	42	0	57	0	0
32	l	49	0	74	0	0
33	F	43	0	30	1	0
33	V	43	0	30	9	0
33	f	43	0	30	0	0
33	v	43	0	30	0	0
34	J	1	0	0	0	0
34	j	1	0	0	0	0
All	All	49594	0	50450	263	7

The all-atom clashscore is defined as the number of clashes found per 1000 atoms (including hydrogen atoms). The all-atom clashscore for this structure is 3.

All (263) close contacts within the same asymmetric unit are listed below, sorted by their clash magnitude.

Atom-1	Atom-2	Interatomic distance (Å)	Clash overlap (Å)
16:V:37:CYS:SG	33:V:201:HEM:HAB	1.52	1.48
16:V:37:CYS:SG	33:V:201:HEM:CAB	2.02	1.47
16:V:40:CYS:SG	33:V:201:HEM:CAC	2.04	1.46
16:V:40:CYS:SG	33:V:201:HEM:HAC	1.57	1.44
8:I:1:MET:CA	8:I:1:MET:C	1.84	1.44
8:I:1:MET:HG2	8:I:1:MET:N	1.37	1.35
8:I:1:MET:CG	8:I:1:MET:N	1.89	1.35
1:A:214:MET:HG2	28:A:613:PL9:H102	1.20	1.17
12:M:16:LEU:HD22	12:M:16:LEU:HD11	2.95	1.11
12:M:16:LEU:HD13	12:M:16:LEU:HD13	0.00	1.07
8:I:1:MET:CA	8:I:1:MET:N	2.20	1.04
12:M:16:LEU:CD1	12:M:16:LEU:HD22	2.70	0.98
10:K:17:ILE:H	10:K:17:ILE:HD13	1.29	0.97
8:I:1:MET:HG2	8:I:1:MET:H1	0.87	0.97
12:M:20:VAL:CG2	12:M:20:VAL:HG11	2.72	0.95
32:D:409:LHG:H372	32:D:409:LHG:H132	1.48	0.93
2:B:76:SER:OG	13:O:112:GLY:CA	56.52	0.92
2:B:127:ARG:HG3	2:B:127:ARG:HH11	1.35	0.91
1:A:214:MET:HG2	28:A:613:PL9:C10	2.02	0.88
25:L:101:SQD:H342	14:T:12:CYS:HB3	1.90	0.87
11:L:14:ARG:HD3	25:L:101:SQD:H241	1.57	0.86
12:M:20:VAL:HG11	12:M:20:VAL:HG22	3.05	0.86
32:D:409:LHG:H352	32:D:409:LHG:H151	1.59	0.83
8:I:1:MET:CB	8:I:1:MET:N	2.42	0.82

Continued on next page...

Continued from previous page...

Atom-1	Atom-2	Interatomic distance (Å)	Clash overlap (Å)
22:C:509:CLA:HBB1	22:C:509:CLA:HMB1	1.63	0.81
8:I:1:MET:CG	8:I:1:MET:H2	1.73	0.80
8:I:1:MET:SD	8:I:1:MET:N	2.43	0.78
2:B:76:SER:OG	13:O:112:GLY:HA2	56.41	0.77
12:M:33:GLN:HB2	12:M:33:GLN:HB2	0.00	0.77
8:I:1:MET:CA	8:I:2:GLU:N	2.50	0.75
8:I:1:MET:CB	8:I:1:MET:C	2.56	0.74
12:M:20:VAL:HG11	12:M:20:VAL:HG21	2.52	0.73
13:O:57:LYS:O	13:O:58:ASN:HB2	1.87	0.73
12:M:16:LEU:CD1	12:M:16:LEU:HD13	0.97	0.73
32:D:409:LHG:H112	32:D:409:LHG:H382	1.72	0.72
22:D:402:CLA:HBB1	22:D:402:CLA:HMB1	1.71	0.72
12:M:16:LEU:CD1	12:M:16:LEU:CD2	2.49	0.71
22:A:603:CLA:HBB1	22:A:603:CLA:HMB1	1.73	0.70
22:B:614:CLA:HBB1	22:B:614:CLA:HMB1	1.73	0.70
25:B:601:SQD:H252	24:T:101:BCR:H373	44.10	0.70
16:V:37:CYS:SG	33:V:201:HEM:C3B	2.85	0.70
22:C:508:CLA:HBB1	22:C:508:CLA:HMB1	1.75	0.69
1:A:214:MET:CG	28:A:613:PL9:H102	2.12	0.69
2:B:446:SER:HB2	2:B:447:PRO:HD2	1.75	0.69
22:B:615:CLA:H18	29:B:620:LMG:H421	1.76	0.67
12:M:28:GLN:O	12:M:31:SER:OG	3.31	0.67
4:D:24:ARG:HD3	17:X:37:VAL:HG22	1.77	0.67
23:A:606:PHO:HBB1	23:A:606:PHO:HMB1	1.76	0.67
22:B:612:CLA:HMB1	22:B:612:CLA:HBB1	1.76	0.67
10:K:17:ILE:HD13	10:K:17:ILE:N	2.08	0.67
22:C:506:CLA:HMC2	22:C:507:CLA:H102	1.77	0.66
16:V:40:CYS:SG	33:V:201:HEM:CBC	2.81	0.65
2:B:77:GLY:C	13:O:111:ALA:HB1	64.18	0.65
8:I:1:MET:C	8:I:1:MET:N	2.50	0.65
22:B:617:CLA:HMB1	22:B:617:CLA:HBB1	1.79	0.65
16:V:40:CYS:SG	33:V:201:HEM:C3C	2.90	0.64
2:B:33:TRP:CD1	24:B:622:BCR:H381	2.32	0.64
1:A:183:MET:HA	22:A:603:CLA:HMD2	1.81	0.63
29:Z:101:LMG:O2	29:Z:101:LMG:HC71	1.99	0.63
32:D:409:LHG:H112	32:D:409:LHG:C38	2.30	0.61
25:L:101:SQD:H45	14:T:23:PHE:CD1	2.35	0.61
24:D:404:BCR:H383	29:D:406:LMG:H172	1.83	0.60
3:C:167:VAL:HG21	22:C:512:CLA:HBB	1.83	0.60
2:B:33:TRP:HD1	24:B:622:BCR:H381	1.66	0.60
32:D:409:LHG:H372	32:D:409:LHG:C13	2.29	0.60

Continued on next page...

Continued from previous page...

Atom-1	Atom-2	Interatomic distance (Å)	Clash overlap (Å)
22:C:510:CLA:H43	32:D:409:LHG:H383	1.84	0.60
2:B:76:SER:OG	13:O:112:GLY:C	55.95	0.60
23:A:605:PHO:HMB1	23:A:605:PHO:HBB1	1.84	0.60
22:B:606:CLA:C14	22:B:611:CLA:HED2	2.33	0.59
11:L:13:ASN:ND2	11:L:16:SER:H	2.01	0.59
12:M:20:VAL:HG13	12:M:20:VAL:HG13	0.00	0.59
22:B:611:CLA:HBB1	22:B:611:CLA:HHC	1.85	0.59
2:B:76:SER:O	13:O:111:ALA:HA	62.72	0.58
28:A:613:PL9:H502	4:D:39:PRO:HG3	1.85	0.58
2:B:462:PHE:CE1	22:B:614:CLA:HMB3	2.38	0.58
2:B:103:LEU:HD21	22:B:606:CLA:HMC3	1.86	0.57
22:B:616:CLA:H2	22:B:617:CLA:HBB2	1.87	0.57
12:M:28:GLN:CB	12:M:28:GLN:HA	2.06	0.57
12:M:31:SER:O	12:M:32:GLN:HG2	4.82	0.56
2:B:224:ARG:HD3	7:H:25:TRP:CE2	2.40	0.56
2:B:76:SER:OG	13:O:112:GLY:N	57.94	0.56
2:B:127:ARG:NH1	2:B:127:ARG:HG3	2.12	0.56
2:B:224:ARG:HD3	7:H:25:TRP:CD2	2.42	0.55
3:C:279:LEU:HD22	22:C:509:CLA:HED2	1.89	0.55
2:B:70:GLY:HA2	2:B:178:VAL:HG21	1.89	0.55
8:I:1:MET:CE	8:I:4:LEU:HB2	2.37	0.55
10:K:17:ILE:H	10:K:17:ILE:CD1	2.00	0.55
2:B:26:HIS:HB2	22:B:613:CLA:HMB2	1.89	0.55
24:D:404:BCR:H313	31:D:410:DGD:HA91	1.89	0.55
16:V:37:CYS:SG	33:V:201:HEM:CBB	2.88	0.54
3:C:41:ARG:NH1	22:C:511:CLA:HMD1	2.22	0.54
12:M:28:GLN:HA	12:M:28:GLN:HA	0.00	0.54
22:B:614:CLA:H122	29:B:620:LMG:H232	1.88	0.54
22:C:501:CLA:C4D	22:C:503:CLA:H2	2.38	0.54
7:H:65:LEU:HD12	7:H:66:GLY:H	1.73	0.54
12:M:20:VAL:CG1	12:M:20:VAL:HG22	2.78	0.53
22:C:506:CLA:HBB1	22:C:506:CLA:HMB1	1.90	0.53
25:B:601:SQD:C25	24:T:101:BCR:H373	44.11	0.53
2:B:446:SER:HB2	2:B:447:PRO:CD	2.38	0.53
22:C:513:CLA:HMB1	22:C:513:CLA:HBB1	1.91	0.52
4:D:123:ILE:HD11	31:H:102:DGD:HAE1	1.92	0.52
13:O:40:ILE:HG12	13:O:243:ILE:HD13	1.92	0.52
2:B:76:SER:O	13:O:112:GLY:N	60.38	0.52
22:C:510:CLA:C4	32:D:409:LHG:H383	2.40	0.52
22:A:603:CLA:CB	22:D:402:CLA:HAC2	2.40	0.52
22:C:503:CLA:HBB1	22:C:503:CLA:HMB1	1.92	0.52

Continued on next page...

Continued from previous page...

Atom-1	Atom-2	Interatomic distance (Å)	Clash overlap (Å)
25:L:101:SQD:O6	14:T:23:PHE:CD1	2.92	0.52
1:A:84:PRO:HA	1:A:112:TYR:CG	2.45	0.52
12:M:20:VAL:CG1	12:M:20:VAL:CG2	2.55	0.52
2:B:248:ALA:HA	22:B:604:CLA:H42	1.92	0.51
2:B:37:MET:CE	24:B:622:BCR:H282	2.71	0.51
25:B:601:SQD:H252	24:T:101:BCR:C37	44.21	0.51
22:C:508:CLA:H92	32:D:409:LHG:H371	1.93	0.51
22:D:403:CLA:H192	17:X:15:LEU:HD11	1.93	0.51
28:A:613:PL9:H403	6:F:22:ALA:HB2	1.93	0.51
12:M:3:VAL:HG11	14:T:2:GLU:HG2	1.93	0.51
3:C:42:LEU:HD21	22:C:511:CLA:H2A	1.93	0.51
11:L:13:ASN:C	11:L:13:ASN:HD22	2.15	0.50
8:I:1:MET:C	8:I:1:MET:SD	2.90	0.50
2:B:112:CYS:HG	14:T:18:PHE:HZ	45.04	0.50
11:L:13:ASN:HD22	11:L:16:SER:H	1.60	0.50
2:B:314:TYR:CE2	2:B:316:GLY:HA3	2.47	0.50
3:C:437:PHE:CZ	22:C:510:CLA:HMB3	2.47	0.50
2:B:36:SER:OG	24:B:618:BCR:H362	13.46	0.49
2:B:341:LYS:HA	2:B:405:GLU:HG2	1.94	0.49
29:B:620:LMG:H242	4:D:284:ILE:HD13	1.94	0.49
22:C:501:CLA:H42	22:C:502:CLA:HMD1	1.94	0.49
2:B:422:ARG:O	2:B:425:ILE:HG12	2.13	0.49
2:B:48:SER:O	13:O:57:LYS:HE3	52.61	0.49
22:B:604:CLA:HAB	22:B:606:CLA:H171	1.95	0.49
32:D:409:LHG:H132	32:D:409:LHG:C37	2.33	0.49
3:C:60:ILE:HG22	22:C:503:CLA:HHD	1.95	0.49
2:B:36:SER:OG	24:B:619:BCR:H362	2.12	0.49
31:C:517:DGD:HB22	29:C:519:LMG:H302	1.95	0.49
22:A:604:CLA:HMD3	4:D:182:LEU:HD11	1.95	0.49
18:Y:38:LEU:O	18:Y:42:ARG:HD3	2.13	0.48
32:D:409:LHG:H382	32:D:409:LHG:C11	2.42	0.48
22:B:615:CLA:H171	14:T:8:PHE:CE1	20.74	0.48
2:B:462:PHE:CZ	22:B:614:CLA:HMB3	2.49	0.48
2:B:461:LEU:HD21	4:D:284:ILE:HD11	1.96	0.48
13:O:49:THR:OG1	13:O:236:GLN:HB2	2.14	0.48
29:A:614:LMG:H291	3:C:214:LEU:O	2.14	0.47
22:B:615:CLA:H151	14:T:8:PHE:HE1	22.71	0.47
3:C:25:ASN:HD21	3:C:31:SER:HA	1.79	0.47
3:C:437:PHE:CE1	22:C:510:CLA:HMB3	2.50	0.47
24:K:102:BCR:H371	24:K:102:BCR:H24C	1.70	0.47
2:B:490:GLN:HA	2:B:496:TYR:CE2	2.50	0.47

Continued on next page...

Continued from previous page...

Atom-1	Atom-2	Interatomic distance (Å)	Clash overlap (Å)
23:A:606:PHO:HHD	23:A:606:PHO:HBC2	1.97	0.47
3:C:288:CYS:SG	31:C:516:DGD:HB32	2.55	0.47
11:L:18:TYR:OH	25:L:101:SQD:C24	2.78	0.47
22:B:609:CLA:HMB1	22:B:609:CLA:HBB1	1.97	0.47
13:O:42:ARG:O	13:O:241:ALA:HA	2.15	0.47
14:T:18:PHE:HE1	24:T:101:BCR:H381	7.62	0.47
1:A:200:LEU:HG	31:C:518:DGD:HAT2	1.97	0.47
2:B:127:ARG:CG	2:B:127:ARG:HH11	2.18	0.46
5:E:27:ILE:HB	5:E:28:PRO:HD3	1.98	0.46
24:B:618:BCR:H371	24:B:618:BCR:H24C	1.83	0.46
11:L:14:ARG:HB3	14:T:25:GLU:HG2	1.97	0.46
1:A:63:ILE:HB	3:C:335:THR:HG21	1.97	0.46
3:C:429:SER:HB3	31:C:517:DGD:HBT2	1.98	0.46
4:D:27:PHE:CD1	32:E:101:LHG:HC12	2.51	0.46
13:O:142:PHE:HB2	13:O:199:LEU:HB2	1.98	0.46
2:B:237:VAL:HG12	22:B:613:CLA:HMD1	1.98	0.46
6:F:41:GLN:OE1	9:J:31:GLY:HA3	2.16	0.46
8:I:1:MET:HE1	8:I:4:LEU:HB2	1.98	0.46
2:B:467:ILE:HG13	4:D:126:MET:HE2	2.04	0.45
22:B:617:CLA:HED2	22:B:617:CLA:H43	1.98	0.45
22:A:607:CLA:H162	22:A:607:CLA:H122	1.76	0.45
22:B:611:CLA:OBD	22:B:611:CLA:H152	2.16	0.45
24:T:101:BCR:H371	24:T:101:BCR:H24C	1.83	0.45
24:T:102:BCR:H371	24:T:102:BCR:H24C	1.78	0.45
2:B:383:PHE:CZ	13:O:167:GLY:HA2	2.51	0.45
8:I:1:MET:HE3	8:I:4:LEU:HB2	1.98	0.45
22:C:510:CLA:H192	22:C:510:CLA:HBC3	1.99	0.45
13:O:58:ASN:HA	13:O:60:ARG:HH21	1.81	0.45
1:A:215:HIS:HA	28:A:613:PL9:O1	2.17	0.44
22:A:607:CLA:H192	22:C:505:CLA:H142	2.00	0.44
22:B:606:CLA:H41	22:B:606:CLA:H62	1.77	0.44
29:A:614:LMG:H231	29:A:614:LMG:H201	1.86	0.44
2:B:78:TRP:N	13:O:111:ALA:HB1	63.04	0.44
4:D:148:ALA:HB3	4:D:149:PRO:HD3	1.99	0.44
22:D:403:CLA:H121	17:X:18:ALA:HB2	1.99	0.44
12:M:27:VAL:HG12	12:M:28:GLN:HG2	6.64	0.44
3:C:334:PRO:HA	13:O:153:THR:OG1	2.17	0.44
22:D:403:CLA:HBB1	22:D:403:CLA:HMB1	2.00	0.44
4:D:191:TRP:CE3	4:D:289:LEU:HD11	2.53	0.44
1:A:188:ALA:HB2	1:A:328:MET:HB2	2.00	0.44
5:E:82:GLN:C	5:E:84:LYS:H	2.21	0.44

Continued on next page...

Continued from previous page...

Atom-1	Atom-2	Interatomic distance (Å)	Clash overlap (Å)
24:A:608:BCR:H24C	24:A:608:BCR:H371	1.84	0.44
24:B:618:BCR:C38	14:T:19:PHE:HZ	34.43	0.44
3:C:205:ASP:HA	3:C:206:PRO:HD3	1.90	0.43
24:D:404:BCR:HC22	31:D:410:DGD:HA72	2.00	0.43
22:B:616:CLA:H2	22:B:617:CLA:CBB	2.48	0.43
22:C:505:CLA:HAA1	22:C:505:CLA:HBD	1.99	0.43
22:C:506:CLA:H122	22:C:506:CLA:H162	1.72	0.43
22:A:604:CLA:HBB1	22:A:604:CLA:HMB1	2.00	0.43
2:B:13:ILE:HG12	22:B:613:CLA:HAC2	2.00	0.43
2:B:467:ILE:HG13	4:D:126:MET:CE	2.48	0.43
24:B:622:BCR:H371	24:B:622:BCR:H24C	1.89	0.43
4:D:85:MET:CE	4:D:96:GLU:HG2	2.49	0.43
14:T:22:PHE:HB3	24:T:102:BCR:H271	2.00	0.43
13:O:58:ASN:HA	13:O:60:ARG:NH2	2.33	0.43
29:A:614:LMG:H151	31:C:516:DGD:HA62	2.01	0.43
16:V:78:ASN:OD1	16:V:96:ARG:NH1	2.52	0.43
5:E:27:ILE:HG12	33:F:101:HEM:HMC3	2.01	0.43
1:A:215:HIS:ND1	28:A:613:PL9:O1	2.47	0.43
2:B:71:VAL:HG23	22:B:607:CLA:HMA2	2.01	0.43
8:I:33:LYS:HB3	8:I:34:ARG:H	1.50	0.43
16:V:37:CYS:CB	33:V:201:HEM:HAB	2.43	0.43
3:C:53:HIS:CB	22:C:512:CLA:HMD1	2.49	0.43
4:D:102:THR:OG1	31:D:410:DGD:HG31	2.19	0.43
10:K:10:LYS:N	10:K:10:LYS:HD2	2.34	0.43
22:C:510:CLA:HBB1	22:C:510:CLA:HMB1	2.01	0.42
22:A:603:CLA:CAD	22:D:402:CLA:HAC2	2.50	0.42
22:B:605:CLA:H43	22:B:606:CLA:H2	2.01	0.42
12:M:20:VAL:CG1	12:M:20:VAL:HG13	0.97	0.42
22:A:604:CLA:H142	29:D:406:LMG:H232	2.01	0.42
1:A:96:ILE:HG12	1:A:105:TRP:CE2	2.55	0.42
22:C:504:CLA:H201	32:D:409:LHG:H342	2.01	0.42
23:A:605:PHO:ND	23:A:605:PHO:NC	2.68	0.42
25:A:609:SQD:O10	32:D:409:LHG:H122	2.20	0.42
22:B:614:CLA:H162	22:B:614:CLA:H121	1.88	0.42
10:K:20:PRO:HB3	18:Y:21:GLN:HG3	2.01	0.42
4:D:272:LEU:C	4:D:272:LEU:HD23	2.40	0.42
32:D:409:LHG:H302	32:D:409:LHG:H332	1.88	0.42
4:D:27:PHE:HD1	32:E:101:LHG:HC12	1.85	0.42
2:B:220:ARG:HG3	7:H:20:LYS:HD3	2.01	0.42
22:B:612:CLA:H142	32:L:102:LHG:H361	2.02	0.42
3:C:29:GLU:CD	3:C:29:GLU:H	2.22	0.42

Continued on next page...

Continued from previous page...

Atom-1	Atom-2	Interatomic distance (Å)	Clash overlap (Å)
24:H:101:BCR:H24C	24:H:101:BCR:H371	1.81	0.42
13:O:59:LYS:HD2	13:O:61:GLN:CG	2.50	0.42
2:B:204:ALA:CB	22:B:603:CLA:HAB	2.50	0.42
1:A:317:TRP:CZ3	4:D:180:ARG:HD2	2.55	0.42
4:D:185:PHE:CG	22:D:401:CLA:HMD3	2.55	0.42
25:B:601:SQD:H252	24:T:101:BCR:C22	45.35	0.41
2:B:63:LEU:N	2:B:64:PRO:HD2	2.35	0.41
22:A:603:CLA:HBD	22:D:402:CLA:HAC2	2.02	0.41
2:B:423:LYS:HD3	2:B:423:LYS:HA	1.94	0.41
22:B:605:CLA:H161	22:B:605:CLA:H141	1.93	0.41
22:C:502:CLA:H61	22:C:512:CLA:H42	2.03	0.41
1:A:278:TRP:HB3	1:A:279:PRO:CD	2.51	0.41
1:A:79:THR:HG22	4:D:315:TYR:HB2	2.02	0.41
12:M:16:LEU:CD1	12:M:16:LEU:CD1	0.00	0.41
23:A:606:PHO:HMA2	28:A:613:PL9:C22	2.51	0.41
22:B:611:CLA:CBB	22:B:611:CLA:HHC	2.50	0.41
22:B:607:CLA:HBB1	22:B:607:CLA:HMB1	2.03	0.41
12:M:28:GLN:HA	12:M:28:GLN:CA	0.97	0.41
1:A:93:PHE:CD1	1:A:95:PRO:HD3	2.56	0.41
3:C:243:ILE:HG22	22:C:506:CLA:HMC1	2.03	0.41
3:C:406:SER:HA	3:C:420:VAL:HG23	2.03	0.41
22:B:609:CLA:HMB1	4:D:126:MET:HB3	2.04	0.40
3:C:338:GLY:HA3	3:C:341:LEU:O	2.22	0.40
2:B:475:PHE:CD2	4:D:140:PRO:HG3	2.56	0.40
14:T:18:PHE:CE1	24:T:101:BCR:H381	6.90	0.40
6:F:28:VAL:HB	6:F:29:PRO:HD3	2.04	0.40
2:B:78:TRP:HD1	13:O:112:GLY:HA2	55.87	0.40
1:A:249:VAL:HG12	2:B:491:VAL:CG2	2.52	0.40
2:B:127:ARG:NH1	2:B:127:ARG:CG	2.81	0.40
13:O:180:GLU:CD	13:O:180:GLU:H	2.24	0.40
23:A:606:PHO:ND	23:A:606:PHO:NC	2.70	0.40
3:C:286:ALA:HB2	22:C:502:CLA:CMD	2.51	0.40
25:A:609:SQD:H291	22:C:508:CLA:H71	2.03	0.40
4:D:103:ARG:O	4:D:107:LEU:HG	2.21	0.40

All (7) symmetry-related close contacts are listed below. The label for Atom-2 includes the symmetry operator and encoded unit-cell translations to be applied.

Atom-1	Atom-2	Interatomic distance (Å)	Clash overlap (Å)
15:u:73:GLN:OE1	16:V:70:GLU:CD[3_544]	0.80	1.40

Continued on next page...

Continued from previous page...

Atom-1	Atom-2	Interatomic distance (Å)	Clash overlap (Å)
15:u:73:GLN:OE1	16:V:70:GLU:OE1[3_544]	1.22	0.98
15:u:73:GLN:OE1	16:V:70:GLU:OE2[3_544]	1.45	0.75
15:u:73:GLN:CD	16:V:70:GLU:OE1[3_544]	1.79	0.41
15:u:73:GLN:CD	16:V:70:GLU:CD[3_544]	1.89	0.31
15:u:73:GLN:OE1	16:V:70:GLU:CG[3_544]	1.98	0.22
15:u:60:ASP:OD2	16:V:110:LYS:CD[3_544]	2.18	0.02

5.3 Torsion angles [i](#)

5.3.1 Protein backbone [i](#)

In the following table, the Percentiles column shows the percent Ramachandran outliers of the chain as a percentile score with respect to all X-ray entries followed by that with respect to entries of similar resolution.

The Analysed column shows the number of residues for which the backbone conformation was analysed, and the total number of residues.

Mol	Chain	Analysed	Favoured	Allowed	Outliers	Percentiles	
1	A	332/334 (99%)	328 (99%)	3 (1%)	1 (0%)	44	81
1	a	332/334 (99%)	328 (99%)	3 (1%)	1 (0%)	44	81
2	B	502/504 (100%)	497 (99%)	5 (1%)	0	100	100
2	b	502/504 (100%)	496 (99%)	6 (1%)	0	100	100
3	C	449/461 (97%)	440 (98%)	8 (2%)	1 (0%)	51	84
3	c	449/461 (97%)	440 (98%)	8 (2%)	1 (0%)	51	84
4	D	340/342 (99%)	332 (98%)	8 (2%)	0	100	100
4	d	340/342 (99%)	332 (98%)	8 (2%)	0	100	100
5	E	79/81 (98%)	78 (99%)	1 (1%)	0	100	100
5	e	79/81 (98%)	78 (99%)	1 (1%)	0	100	100
6	F	32/34 (94%)	32 (100%)	0	0	100	100
6	f	32/34 (94%)	32 (100%)	0	0	100	100
7	H	63/65 (97%)	58 (92%)	5 (8%)	0	100	100
7	h	63/65 (97%)	58 (92%)	5 (8%)	0	100	100
8	I	36/38 (95%)	34 (94%)	2 (6%)	0	100	100
8	i	36/38 (95%)	34 (94%)	2 (6%)	0	100	100

Continued on next page...

Continued from previous page...

Mol	Chain	Analysed	Favoured	Allowed	Outliers	Percentiles	
9	J	36/40 (90%)	36 (100%)	0	0	100	100
9	j	36/40 (90%)	36 (100%)	0	0	100	100
10	K	35/37 (95%)	35 (100%)	0	0	100	100
10	k	35/37 (95%)	35 (100%)	0	0	100	100
11	L	35/37 (95%)	35 (100%)	0	0	100	100
11	l	35/37 (95%)	35 (100%)	0	0	100	100
12	M	32/34 (94%)	32 (100%)	0	0	100	100
12	m	32/34 (94%)	32 (100%)	0	0	100	100
13	O	241/243 (99%)	233 (97%)	7 (3%)	1 (0%)	38	77
13	o	241/243 (99%)	233 (97%)	7 (3%)	1 (0%)	38	77
14	T	28/30 (93%)	27 (96%)	1 (4%)	0	100	100
14	t	28/30 (93%)	27 (96%)	1 (4%)	0	100	100
15	U	95/97 (98%)	93 (98%)	2 (2%)	0	100	100
15	u	95/97 (98%)	93 (98%)	2 (2%)	0	100	100
16	V	135/137 (98%)	132 (98%)	3 (2%)	0	100	100
16	v	135/137 (98%)	132 (98%)	3 (2%)	0	100	100
17	X	37/39 (95%)	36 (97%)	1 (3%)	0	100	100
17	x	37/39 (95%)	36 (97%)	1 (3%)	0	100	100
18	Y	27/29 (93%)	27 (100%)	0	0	100	100
18	y	27/29 (93%)	27 (100%)	0	0	100	100
19	Z	60/62 (97%)	58 (97%)	2 (3%)	0	100	100
19	z	60/62 (97%)	58 (97%)	2 (3%)	0	100	100
All	All	5188/5288 (98%)	5085 (98%)	97 (2%)	6 (0%)	55	88

All (6) Ramachandran outliers are listed below:

Mol	Chain	Res	Type
13	O	58	ASN
13	o	58	ASN
3	C	416	SER
3	c	416	SER
1	A	259	ILE
1	a	259	ILE

5.3.2 Protein sidechains ⓘ

In the following table, the Percentiles column shows the percent sidechain outliers of the chain as a percentile score with respect to all X-ray entries followed by that with respect to entries of similar resolution.

The Analysed column shows the number of residues for which the sidechain conformation was analysed, and the total number of residues.

Mol	Chain	Analysed	Rotameric	Outliers	Percentiles	
1	A	269/269 (100%)	269 (100%)	0	100	100
1	a	269/269 (100%)	269 (100%)	0	100	100
2	B	402/402 (100%)	398 (99%)	4 (1%)	80	90
2	b	402/402 (100%)	398 (99%)	4 (1%)	80	90
3	C	352/362 (97%)	348 (99%)	4 (1%)	78	89
3	c	352/362 (97%)	348 (99%)	4 (1%)	78	89
4	D	277/277 (100%)	274 (99%)	3 (1%)	78	89
4	d	277/277 (100%)	274 (99%)	3 (1%)	78	89
5	E	72/72 (100%)	71 (99%)	1 (1%)	71	86
5	e	72/72 (100%)	71 (99%)	1 (1%)	71	86
6	F	28/28 (100%)	27 (96%)	1 (4%)	40	69
6	f	28/28 (100%)	27 (96%)	1 (4%)	40	69
7	H	54/54 (100%)	51 (94%)	3 (6%)	25	57
7	h	54/54 (100%)	51 (94%)	3 (6%)	25	57
8	I	35/35 (100%)	34 (97%)	1 (3%)	48	73
8	i	35/35 (100%)	34 (97%)	1 (3%)	48	73
9	J	26/28 (93%)	26 (100%)	0	100	100
9	j	26/28 (93%)	26 (100%)	0	100	100
10	K	30/30 (100%)	28 (93%)	2 (7%)	19	52
10	k	30/30 (100%)	28 (93%)	2 (7%)	19	52
11	L	35/35 (100%)	33 (94%)	2 (6%)	24	57
11	l	35/35 (100%)	33 (94%)	2 (6%)	24	57
12	M	31/31 (100%)	30 (97%)	1 (3%)	44	71
12	m	31/31 (100%)	30 (97%)	1 (3%)	44	71
13	O	206/206 (100%)	202 (98%)	4 (2%)	62	82
13	o	206/206 (100%)	202 (98%)	4 (2%)	62	82

Continued on next page...

Continued from previous page...

Mol	Chain	Analysed	Rotameric	Outliers	Percentiles	
14	T	27/27 (100%)	26 (96%)	1 (4%)	39	68
14	t	27/27 (100%)	26 (96%)	1 (4%)	39	68
15	U	84/84 (100%)	83 (99%)	1 (1%)	75	88
15	u	84/84 (100%)	83 (99%)	1 (1%)	75	88
16	V	117/117 (100%)	116 (99%)	1 (1%)	82	91
16	v	117/117 (100%)	116 (99%)	1 (1%)	82	91
17	X	32/32 (100%)	32 (100%)	0	100	100
17	x	32/32 (100%)	32 (100%)	0	100	100
18	Y	22/22 (100%)	21 (96%)	1 (4%)	32	63
18	y	22/22 (100%)	21 (96%)	1 (4%)	32	63
19	Z	52/52 (100%)	50 (96%)	2 (4%)	38	67
19	z	52/52 (100%)	50 (96%)	2 (4%)	38	67
All	All	4302/4326 (99%)	4238 (98%)	64 (2%)	70	86

All (64) residues with a non-rotameric sidechain are listed below:

Mol	Chain	Res	Type
2	B	53	ASN
2	B	223	GLN
2	B	246	PHE
2	B	472	ARG
2	b	53	ASN
2	b	223	GLN
2	b	246	PHE
2	b	472	ARG
3	C	24	THR
3	C	25	ASN
3	C	289	PHE
3	C	418	ASN
3	c	24	THR
3	c	25	ASN
3	c	289	PHE
3	c	418	ASN
4	D	11	GLU
4	D	90	LEU
4	D	180	ARG
4	d	11	GLU
4	d	90	LEU

Continued on next page...

Continued from previous page...

Mol	Chain	Res	Type
4	d	180	ARG
5	E	71	GLU
5	e	71	GLU
6	F	44	GLN
6	f	44	GLN
7	H	12	ARG
7	H	49	TYR
7	H	65	LEU
7	h	12	ARG
7	h	49	TYR
7	h	65	LEU
8	I	1	MET
8	i	1	MET
10	K	13	GLU
10	K	17	ILE
10	k	13	GLU
10	k	17	ILE
11	L	1	MET
11	L	13	ASN
11	l	1	MET
11	l	13	ASN
12	M	9	ILE
12	m	9	ILE
13	O	61	GLN
13	O	118	LEU
13	O	181	GLU
13	O	234	LYS
13	o	61	GLN
13	o	118	LEU
13	o	181	GLU
13	o	234	LYS
14	T	25	GLU
14	t	25	GLU
15	U	70	ARG
15	u	70	ARG
16	V	30	LYS
16	v	30	LYS
18	Y	27	MET
18	y	27	MET
19	Z	6	GLN
19	Z	31	GLN
19	z	6	GLN

Continued on next page...

Continued from previous page...

Mol	Chain	Res	Type
19	z	31	GLN

Some sidechains can be flipped to improve hydrogen bonding and reduce clashes. All (36) such sidechains are listed below:

Mol	Chain	Res	Type
1	A	261	GLN
1	A	315	ASN
1	a	261	GLN
1	a	315	ASN
2	B	53	ASN
2	B	223	GLN
2	B	281	GLN
2	B	331	ASN
2	b	53	ASN
2	b	223	GLN
2	b	281	GLN
2	b	331	ASN
3	C	25	ASN
3	C	373	ASN
3	c	25	ASN
3	c	373	ASN
4	D	83	ASN
4	D	332	GLN
4	d	83	ASN
4	d	332	GLN
6	F	44	GLN
6	f	44	GLN
10	K	40	GLN
10	k	40	GLN
11	L	13	ASN
11	l	13	ASN
13	O	82	GLN
13	O	124	ASN
13	O	147	ASN
13	o	82	GLN
13	o	124	ASN
13	o	147	ASN
16	V	34	GLN
16	v	34	GLN
19	Z	58	ASN
19	z	58	ASN

5.3.3 RNA ⓘ

There are no RNA molecules in this entry.

5.4 Non-standard residues in protein, DNA, RNA chains ⓘ

There are no non-standard protein/DNA/RNA residues in this entry.

5.5 Carbohydrates ⓘ

There are no carbohydrates in this entry.

5.6 Ligand geometry ⓘ

Of 166 ligands modelled in this entry, 16 are monoatomic - leaving 150 for Mogul analysis.

In the following table, the Counts columns list the number of bonds (or angles) for which Mogul statistics could be retrieved, the number of bonds (or angles) that are observed in the model and the number of bonds (or angles) that are defined in the Chemical Component Dictionary. The Link column lists molecule types, if any, to which the group is linked. The Z score for a bond length (or angle) is the number of standard deviations the observed value is removed from the expected value. A bond length (or angle) with $|Z| > 2$ is considered an outlier worth inspection. RMSZ is the root-mean-square of all Z scores of the bond lengths (or angles).

Mol	Type	Chain	Res	Link	Bond lengths			Bond angles		
					Counts	RMSZ	$\# Z > 2$	Counts	RMSZ	$\# Z > 2$
20	OEX	A	601	1,3	0,15,15	0.00	-	0,32,32	0.00	-
22	CLA	A	603	-	56,73,73	1.82	10 (17%)	65,113,113	2.01	15 (23%)
22	CLA	A	604	-	56,73,73	1.74	10 (17%)	65,113,113	2.29	18 (27%)
23	PHO	A	605	-	67,69,69	1.89	13 (19%)	87,99,99	1.91	19 (21%)
23	PHO	A	606	-	67,69,69	2.00	15 (22%)	87,99,99	1.93	21 (24%)
22	CLA	A	607	-	56,73,73	1.85	10 (17%)	65,113,113	2.06	18 (27%)
24	BCR	A	608	-	41,41,41	3.70	14 (34%)	56,56,56	7.71	37 (66%)
25	SQD	A	609	-	53,54,54	0.96	3 (5%)	63,65,65	1.69	12 (19%)
27	BCT	A	612	21	0,3,3	0.00	-	0,3,3	0.00	-
28	PL9	A	613	-	55,55,55	0.69	2 (3%)	69,69,69	1.52	13 (18%)
29	LMG	A	614	-	51,51,55	0.93	2 (3%)	59,59,63	0.98	3 (5%)
25	SQD	B	601	-	53,54,54	1.02	3 (5%)	63,65,65	1.37	8 (12%)
22	CLA	B	602	-	56,73,73	1.92	11 (19%)	65,113,113	1.94	14 (21%)
22	CLA	B	603	-	56,73,73	1.90	11 (19%)	65,113,113	1.85	15 (23%)
22	CLA	B	604	-	56,73,73	1.85	11 (19%)	65,113,113	2.18	17 (26%)

Mol	Type	Chain	Res	Link	Bond lengths			Bond angles		
					Counts	RMSZ	# Z > 2	Counts	RMSZ	# Z > 2
22	CLA	B	605	-	56,73,73	1.73	12 (21%)	65,113,113	2.27	15 (23%)
22	CLA	B	606	-	56,73,73	1.79	10 (17%)	65,113,113	2.04	14 (21%)
22	CLA	B	607	-	56,73,73	1.86	11 (19%)	65,113,113	2.04	16 (24%)
22	CLA	B	608	-	56,73,73	1.80	11 (19%)	65,113,113	2.01	16 (24%)
22	CLA	B	609	-	56,73,73	1.77	10 (17%)	65,113,113	2.25	17 (26%)
22	CLA	B	610	-	56,73,73	1.80	9 (16%)	65,113,113	2.08	15 (23%)
22	CLA	B	611	-	56,73,73	1.83	11 (19%)	65,113,113	1.94	15 (23%)
22	CLA	B	612	-	56,73,73	1.68	9 (16%)	65,113,113	2.17	15 (23%)
22	CLA	B	613	-	56,73,73	1.81	11 (19%)	65,113,113	2.05	17 (26%)
22	CLA	B	614	-	56,73,73	1.81	11 (19%)	65,113,113	1.98	18 (27%)
22	CLA	B	615	-	56,73,73	1.78	12 (21%)	65,113,113	2.08	19 (29%)
22	CLA	B	616	-	56,73,73	1.84	11 (19%)	65,113,113	1.94	14 (21%)
22	CLA	B	617	-	56,73,73	1.86	10 (17%)	65,113,113	2.06	19 (29%)
24	BCR	B	618	-	41,41,41	3.65	14 (34%)	56,56,56	7.46	38 (67%)
24	BCR	B	619	-	41,41,41	3.64	14 (34%)	56,56,56	7.69	41 (73%)
29	LMG	B	620	-	51,51,55	0.92	2 (3%)	59,59,63	1.03	3 (5%)
24	BCR	B	622	-	41,41,41	3.79	14 (34%)	56,56,56	6.99	38 (67%)
22	CLA	C	501	-	56,73,73	1.86	11 (19%)	65,113,113	2.05	16 (24%)
22	CLA	C	502	-	56,73,73	1.81	10 (17%)	65,113,113	1.97	15 (23%)
22	CLA	C	503	-	56,73,73	1.88	11 (19%)	65,113,113	1.87	12 (18%)
22	CLA	C	504	-	56,73,73	1.86	10 (17%)	65,113,113	2.01	14 (21%)
22	CLA	C	505	-	56,73,73	1.86	12 (21%)	65,113,113	1.96	16 (24%)
22	CLA	C	506	-	56,73,73	1.89	11 (19%)	65,113,113	2.05	15 (23%)
22	CLA	C	507	-	56,73,73	1.95	11 (19%)	65,113,113	1.98	16 (24%)
22	CLA	C	508	-	56,73,73	1.92	12 (21%)	65,113,113	1.94	15 (23%)
22	CLA	C	509	-	56,73,73	1.86	12 (21%)	65,113,113	2.08	17 (26%)
22	CLA	C	510	-	56,73,73	1.84	11 (19%)	65,113,113	2.03	15 (23%)
22	CLA	C	511	3	56,73,73	1.89	11 (19%)	65,113,113	1.99	14 (21%)
22	CLA	C	512	-	56,73,73	1.91	12 (21%)	65,113,113	1.93	18 (27%)
22	CLA	C	513	-	56,73,73	1.97	11 (19%)	65,113,113	1.82	14 (21%)
24	BCR	C	514	-	41,41,41	3.85	14 (34%)	56,56,56	8.33	35 (62%)
24	BCR	C	515	-	41,41,41	3.81	14 (34%)	56,56,56	8.14	39 (69%)
31	DGD	C	516	-	63,63,67	0.86	2 (3%)	77,77,81	1.01	3 (3%)
31	DGD	C	517	-	63,63,67	0.87	2 (3%)	77,77,81	0.88	4 (5%)
31	DGD	C	518	-	63,63,67	0.78	3 (4%)	77,77,81	0.92	3 (3%)

Mol	Type	Chain	Res	Link	Bond lengths			Bond angles		
					Counts	RMSZ	# Z > 2	Counts	RMSZ	# Z > 2
29	LMG	C	519	-	51,51,55	0.92	2 (3%)	59,59,63	1.05	4 (6%)
29	LMG	C	520	-	51,51,55	0.99	3 (5%)	59,59,63	1.01	2 (3%)
22	CLA	D	401	-	56,73,73	1.83	12 (21%)	65,113,113	2.14	18 (27%)
22	CLA	D	402	-	56,73,73	1.77	11 (19%)	65,113,113	2.34	15 (23%)
22	CLA	D	403	-	56,73,73	1.88	12 (21%)	65,113,113	1.90	16 (24%)
24	BCR	D	404	-	41,41,41	3.80	14 (34%)	56,56,56	7.70	40 (71%)
32	LHG	D	405	-	48,48,48	0.85	2 (4%)	49,54,54	1.04	4 (8%)
29	LMG	D	406	34	51,51,55	0.86	2 (3%)	59,59,63	0.81	3 (5%)
32	LHG	D	407	-	48,48,48	0.88	2 (4%)	49,54,54	0.87	2 (4%)
28	PL9	D	408	-	55,55,55	0.78	1 (1%)	69,69,69	1.31	8 (11%)
32	LHG	D	409	-	48,48,48	0.93	2 (4%)	49,54,54	0.92	3 (6%)
31	DGD	D	410	-	63,63,67	0.98	4 (6%)	77,77,81	1.06	6 (7%)
25	SQD	D	411	-	42,43,54	1.19	3 (7%)	52,54,65	1.63	8 (15%)
32	LHG	E	101	-	41,41,48	1.04	2 (4%)	42,47,54	1.13	3 (7%)
33	HEM	F	101	5,6	28,50,50	2.15	6 (21%)	17,82,82	2.01	4 (23%)
24	BCR	H	101	-	41,41,41	3.78	14 (34%)	56,56,56	8.18	41 (73%)
31	DGD	H	102	-	63,63,67	0.91	3 (4%)	77,77,81	0.96	5 (6%)
24	BCR	K	101	-	41,41,41	3.82	14 (34%)	56,56,56	7.97	36 (64%)
24	BCR	K	102	-	41,41,41	3.75	14 (34%)	56,56,56	7.71	41 (73%)
25	SQD	L	101	-	53,54,54	1.02	4 (7%)	63,65,65	1.50	8 (12%)
32	LHG	L	102	-	48,48,48	0.88	2 (4%)	49,54,54	1.01	3 (6%)
24	BCR	T	101	-	41,41,41	3.65	14 (34%)	56,56,56	7.46	38 (67%)
24	BCR	T	102	-	41,41,41	3.71	14 (34%)	56,56,56	8.36	41 (73%)
33	HEM	V	201	16	28,50,50	2.17	6 (21%)	17,82,82	1.86	4 (23%)
29	LMG	Z	101	-	37,37,55	1.00	3 (8%)	45,45,63	1.31	4 (8%)
20	OEX	a	601	1,3	0,15,15	0.00	-	0,32,32	0.00	-
22	CLA	a	603	-	56,73,73	1.82	10 (17%)	65,113,113	2.01	15 (23%)
22	CLA	a	604	-	56,73,73	1.74	10 (17%)	65,113,113	2.29	18 (27%)
23	PHO	a	605	-	67,69,69	1.90	13 (19%)	87,99,99	1.92	19 (21%)
23	PHO	a	606	-	67,69,69	2.00	15 (22%)	87,99,99	1.93	21 (24%)
22	CLA	a	607	-	56,73,73	1.85	10 (17%)	65,113,113	2.06	18 (27%)
24	BCR	a	608	-	41,41,41	3.70	14 (34%)	56,56,56	7.70	37 (66%)
25	SQD	a	609	-	53,54,54	0.96	3 (5%)	63,65,65	1.70	12 (19%)
27	BCT	a	612	21	0,3,3	0.00	-	0,3,3	0.00	-
28	PL9	a	613	-	55,55,55	0.69	2 (3%)	69,69,69	1.53	13 (18%)

Mol	Type	Chain	Res	Link	Bond lengths			Bond angles		
					Counts	RMSZ	# Z > 2	Counts	RMSZ	# Z > 2
29	LMG	a	614	-	51,51,55	0.93	2 (3%)	59,59,63	0.98	3 (5%)
25	SQD	b	601	-	53,54,54	1.02	3 (5%)	63,65,65	1.37	8 (12%)
22	CLA	b	602	-	56,73,73	1.92	11 (19%)	65,113,113	1.95	14 (21%)
22	CLA	b	603	-	56,73,73	1.90	11 (19%)	65,113,113	1.85	16 (24%)
22	CLA	b	604	-	56,73,73	1.85	11 (19%)	65,113,113	2.20	17 (26%)
22	CLA	b	605	-	56,73,73	1.74	12 (21%)	65,113,113	2.25	15 (23%)
22	CLA	b	606	-	56,73,73	1.79	10 (17%)	65,113,113	2.03	14 (21%)
22	CLA	b	607	-	56,73,73	1.86	11 (19%)	65,113,113	2.04	16 (24%)
22	CLA	b	608	-	56,73,73	1.80	10 (17%)	65,113,113	2.00	16 (24%)
22	CLA	b	609	-	56,73,73	1.78	10 (17%)	65,113,113	2.25	19 (29%)
22	CLA	b	610	-	56,73,73	1.80	9 (16%)	65,113,113	2.06	15 (23%)
22	CLA	b	611	-	56,73,73	1.83	10 (17%)	65,113,113	1.94	15 (23%)
22	CLA	b	612	-	56,73,73	1.68	9 (16%)	65,113,113	2.17	15 (23%)
22	CLA	b	613	-	56,73,73	1.81	11 (19%)	65,113,113	2.06	17 (26%)
22	CLA	b	614	-	56,73,73	1.81	11 (19%)	65,113,113	1.99	18 (27%)
22	CLA	b	615	-	56,73,73	1.77	12 (21%)	65,113,113	2.09	19 (29%)
22	CLA	b	616	-	56,73,73	1.84	11 (19%)	65,113,113	1.93	14 (21%)
22	CLA	b	617	-	56,73,73	1.87	10 (17%)	65,113,113	2.07	19 (29%)
24	BCR	b	618	-	41,41,41	3.64	14 (34%)	56,56,56	7.69	41 (73%)
29	LMG	b	619	-	51,51,55	0.93	2 (3%)	59,59,63	1.03	3 (5%)
25	SQD	b	621	-	53,54,54	1.06	4 (7%)	63,65,65	1.58	10 (15%)
24	BCR	b	622	-	41,41,41	3.79	14 (34%)	56,56,56	6.99	38 (67%)
22	CLA	c	501	-	56,73,73	1.86	11 (19%)	65,113,113	2.05	16 (24%)
22	CLA	c	502	-	56,73,73	1.81	10 (17%)	65,113,113	1.97	15 (23%)
22	CLA	c	503	-	56,73,73	1.88	11 (19%)	65,113,113	1.86	12 (18%)
22	CLA	c	504	-	56,73,73	1.85	10 (17%)	65,113,113	2.01	14 (21%)
22	CLA	c	505	-	56,73,73	1.87	12 (21%)	65,113,113	1.96	17 (26%)
22	CLA	c	506	-	56,73,73	1.89	11 (19%)	65,113,113	2.04	15 (23%)
22	CLA	c	507	-	56,73,73	1.95	11 (19%)	65,113,113	1.97	16 (24%)
22	CLA	c	508	-	56,73,73	1.93	12 (21%)	65,113,113	1.94	15 (23%)
22	CLA	c	509	-	56,73,73	1.87	12 (21%)	65,113,113	2.09	17 (26%)
22	CLA	c	510	-	56,73,73	1.84	11 (19%)	65,113,113	2.03	15 (23%)
22	CLA	c	511	3	56,73,73	1.88	11 (19%)	65,113,113	1.99	14 (21%)
22	CLA	c	512	-	56,73,73	1.91	12 (21%)	65,113,113	1.93	18 (27%)
22	CLA	c	513	-	56,73,73	1.98	11 (19%)	65,113,113	1.81	14 (21%)

Mol	Type	Chain	Res	Link	Bond lengths			Bond angles		
					Counts	RMSZ	# Z > 2	Counts	RMSZ	# Z > 2
24	BCR	c	514	-	41,41,41	3.85	14 (34%)	56,56,56	8.33	36 (64%)
24	BCR	c	515	-	41,41,41	3.81	14 (34%)	56,56,56	8.13	38 (67%)
31	DGD	c	516	-	63,63,67	0.87	2 (3%)	77,77,81	1.01	3 (3%)
31	DGD	c	517	-	63,63,67	0.87	2 (3%)	77,77,81	0.88	4 (5%)
31	DGD	c	518	-	63,63,67	0.78	2 (3%)	77,77,81	0.92	3 (3%)
29	LMG	c	519	-	51,51,55	0.93	2 (3%)	59,59,63	1.05	5 (8%)
29	LMG	c	520	-	51,51,55	0.99	3 (5%)	59,59,63	1.00	2 (3%)
22	CLA	d	401	-	56,73,73	1.82	13 (23%)	65,113,113	2.15	17 (26%)
22	CLA	d	402	-	56,73,73	1.77	11 (19%)	65,113,113	2.33	15 (23%)
22	CLA	d	403	-	56,73,73	1.88	12 (21%)	65,113,113	1.91	15 (23%)
24	BCR	d	404	-	41,41,41	3.80	14 (34%)	56,56,56	7.70	40 (71%)
32	LHG	d	405	-	48,48,48	0.85	2 (4%)	49,54,54	1.03	4 (8%)
29	LMG	d	406	34	51,51,55	0.86	2 (3%)	59,59,63	0.81	3 (5%)
32	LHG	d	407	-	48,48,48	0.88	2 (4%)	49,54,54	0.87	2 (4%)
28	PL9	d	408	-	55,55,55	0.77	1 (1%)	69,69,69	1.31	8 (11%)
32	LHG	d	409	-	48,48,48	0.92	2 (4%)	49,54,54	0.92	3 (6%)
31	DGD	d	410	-	63,63,67	0.98	4 (6%)	77,77,81	1.05	6 (7%)
25	SQD	d	411	-	42,43,54	1.18	3 (7%)	52,54,65	1.63	8 (15%)
32	LHG	e	101	-	41,41,48	1.04	2 (4%)	42,47,54	1.12	3 (7%)
33	HEM	f	101	5,6	28,50,50	2.16	6 (21%)	17,82,82	2.00	4 (23%)
24	BCR	h	101	-	41,41,41	3.78	14 (34%)	56,56,56	8.18	40 (71%)
31	DGD	h	102	-	63,63,67	0.91	3 (4%)	77,77,81	0.96	5 (6%)
24	BCR	k	101	-	41,41,41	3.82	14 (34%)	56,56,56	7.97	36 (64%)
24	BCR	k	102	-	41,41,41	3.75	14 (34%)	56,56,56	7.70	41 (73%)
25	SQD	l	101	-	53,54,54	1.02	4 (7%)	63,65,65	1.49	7 (11%)
25	SQD	l	102	-	53,54,54	1.06	4 (7%)	63,65,65	1.57	10 (15%)
32	LHG	l	103	-	48,48,48	0.88	2 (4%)	49,54,54	1.01	3 (6%)
24	BCR	t	101	-	41,41,41	3.71	14 (34%)	56,56,56	8.36	42 (75%)
33	HEM	v	201	16	28,50,50	2.17	7 (25%)	17,82,82	1.87	4 (23%)
29	LMG	z	101	-	37,37,55	1.00	3 (8%)	45,45,63	1.31	4 (8%)

In the following table, the Chirals column lists the number of chiral outliers, the number of chiral centers analysed, the number of these observed in the model and the number defined in the Chemical Component Dictionary. Similar counts are reported in the Torsion and Rings columns. '-' means no outliers of that kind were identified.

Mol	Type	Chain	Res	Link	Chirals	Torsions	Rings
20	OEX	A	601	1,3	-	0/0/68/68	0/0/6/6
22	CLA	A	603	-	3/3/20/25	0/37/135/135	0/0/9/9
22	CLA	A	604	-	2/2/20/25	0/37/135/135	0/0/9/9
23	PHO	A	605	-	-	0/53/103/103	0/1/6/6
23	PHO	A	606	-	-	0/53/103/103	0/1/6/6
22	CLA	A	607	-	1/1/20/25	0/37/135/135	0/0/9/9
24	BCR	A	608	-	-	0/29/63/63	0/2/2/2
25	SQD	A	609	-	-	0/49/69/69	0/1/1/1
27	BCT	A	612	21	-	0/0/0/0	0/0/0/0
28	PL9	A	613	-	-	0/53/73/73	0/1/1/1
29	LMG	A	614	-	-	0/46/66/70	0/1/1/1
25	SQD	B	601	-	-	0/49/69/69	0/1/1/1
22	CLA	B	602	-	2/2/20/25	0/37/135/135	0/0/9/9
22	CLA	B	603	-	3/3/20/25	0/37/135/135	0/0/9/9
22	CLA	B	604	-	3/3/20/25	0/37/135/135	0/0/9/9
22	CLA	B	605	-	3/3/20/25	0/37/135/135	0/0/9/9
22	CLA	B	606	-	3/3/20/25	0/37/135/135	0/0/9/9
22	CLA	B	607	-	2/2/20/25	0/37/135/135	0/0/9/9
22	CLA	B	608	-	3/3/20/25	0/37/135/135	0/0/9/9
22	CLA	B	609	-	1/1/20/25	0/37/135/135	0/0/9/9
22	CLA	B	610	-	2/2/20/25	0/37/135/135	0/0/9/9
22	CLA	B	611	-	3/3/20/25	0/37/135/135	0/0/9/9
22	CLA	B	612	-	2/2/20/25	0/37/135/135	0/0/9/9
22	CLA	B	613	-	3/3/20/25	0/37/135/135	0/0/9/9
22	CLA	B	614	-	3/3/20/25	0/37/135/135	0/0/9/9
22	CLA	B	615	-	3/3/20/25	0/37/135/135	0/0/9/9
22	CLA	B	616	-	3/3/20/25	0/37/135/135	0/0/9/9
22	CLA	B	617	-	3/3/20/25	0/37/135/135	0/0/9/9
24	BCR	B	618	-	-	0/29/63/63	0/2/2/2
24	BCR	B	619	-	-	0/29/63/63	0/2/2/2
29	LMG	B	620	-	-	0/46/66/70	0/1/1/1
24	BCR	B	622	-	-	0/29/63/63	0/2/2/2
22	CLA	C	501	-	2/2/20/25	0/37/135/135	0/0/9/9
22	CLA	C	502	-	1/1/20/25	0/37/135/135	0/0/9/9
22	CLA	C	503	-	3/3/20/25	0/37/135/135	0/0/9/9
22	CLA	C	504	-	3/3/20/25	0/37/135/135	0/0/9/9
22	CLA	C	505	-	1/1/20/25	0/37/135/135	0/0/9/9
22	CLA	C	506	-	3/3/20/25	0/37/135/135	0/0/9/9

Continued on next page...

Continued from previous page...

Mol	Type	Chain	Res	Link	Chirals	Torsions	Rings
22	CLA	C	507	-	3/3/20/25	0/37/135/135	0/0/9/9
22	CLA	C	508	-	2/2/20/25	0/37/135/135	0/0/9/9
22	CLA	C	509	-	3/3/20/25	0/37/135/135	0/0/9/9
22	CLA	C	510	-	3/3/20/25	0/37/135/135	0/0/9/9
22	CLA	C	511	3	2/2/20/25	0/37/135/135	0/0/9/9
22	CLA	C	512	-	3/3/20/25	0/37/135/135	0/0/9/9
22	CLA	C	513	-	2/2/20/25	0/37/135/135	0/0/9/9
24	BCR	C	514	-	-	0/29/63/63	0/2/2/2
24	BCR	C	515	-	-	0/29/63/63	0/2/2/2
31	DGD	C	516	-	-	0/51/91/95	0/2/2/2
31	DGD	C	517	-	-	0/51/91/95	0/2/2/2
31	DGD	C	518	-	-	0/51/91/95	0/2/2/2
29	LMG	C	519	-	-	0/46/66/70	0/1/1/1
29	LMG	C	520	-	-	0/46/66/70	0/1/1/1
22	CLA	D	401	-	1/1/20/25	0/37/135/135	0/0/9/9
22	CLA	D	402	-	1/1/20/25	0/37/135/135	0/0/9/9
22	CLA	D	403	-	2/2/20/25	0/37/135/135	0/0/9/9
24	BCR	D	404	-	-	0/29/63/63	0/2/2/2
32	LHG	D	405	-	-	0/53/53/53	0/0/0/0
29	LMG	D	406	34	-	0/46/66/70	0/1/1/1
32	LHG	D	407	-	-	0/53/53/53	0/0/0/0
28	PL9	D	408	-	-	0/53/73/73	0/1/1/1
32	LHG	D	409	-	-	0/53/53/53	0/0/0/0
31	DGD	D	410	-	-	0/51/91/95	0/2/2/2
25	SQD	D	411	-	-	0/38/58/69	0/1/1/1
32	LHG	E	101	-	-	0/46/46/53	0/0/0/0
33	HEM	F	101	5,6	-	0/6/54/54	0/0/8/8
24	BCR	H	101	-	-	0/29/63/63	0/2/2/2
31	DGD	H	102	-	-	0/51/91/95	0/2/2/2
24	BCR	K	101	-	-	0/29/63/63	0/2/2/2
24	BCR	K	102	-	-	0/29/63/63	0/2/2/2
25	SQD	L	101	-	-	0/49/69/69	0/1/1/1
32	LHG	L	102	-	-	0/53/53/53	0/0/0/0
24	BCR	T	101	-	-	0/29/63/63	0/2/2/2
24	BCR	T	102	-	-	0/29/63/63	0/2/2/2
33	HEM	V	201	16	-	0/6/54/54	0/0/8/8
29	LMG	Z	101	-	-	1/31/51/70	0/1/1/1
20	OEX	a	601	1,3	-	0/0/68/68	0/0/6/6
22	CLA	a	603	-	3/3/20/25	0/37/135/135	0/0/9/9
22	CLA	a	604	-	2/2/20/25	0/37/135/135	0/0/9/9

Continued on next page...

Continued from previous page...

Mol	Type	Chain	Res	Link	Chirals	Torsions	Rings
23	PHO	a	605	-	-	0/53/103/103	0/1/6/6
23	PHO	a	606	-	-	0/53/103/103	0/1/6/6
22	CLA	a	607	-	1/1/20/25	0/37/135/135	0/0/9/9
24	BCR	a	608	-	-	0/29/63/63	0/2/2/2
25	SQD	a	609	-	-	0/49/69/69	0/1/1/1
27	BCT	a	612	21	-	0/0/0/0	0/0/0/0
28	PL9	a	613	-	-	0/53/73/73	0/1/1/1
29	LMG	a	614	-	-	0/46/66/70	0/1/1/1
25	SQD	b	601	-	-	0/49/69/69	0/1/1/1
22	CLA	b	602	-	2/2/20/25	0/37/135/135	0/0/9/9
22	CLA	b	603	-	3/3/20/25	0/37/135/135	0/0/9/9
22	CLA	b	604	-	3/3/20/25	0/37/135/135	0/0/9/9
22	CLA	b	605	-	3/3/20/25	0/37/135/135	0/0/9/9
22	CLA	b	606	-	3/3/20/25	0/37/135/135	0/0/9/9
22	CLA	b	607	-	2/2/20/25	0/37/135/135	0/0/9/9
22	CLA	b	608	-	3/3/20/25	0/37/135/135	0/0/9/9
22	CLA	b	609	-	1/1/20/25	0/37/135/135	0/0/9/9
22	CLA	b	610	-	2/2/20/25	0/37/135/135	0/0/9/9
22	CLA	b	611	-	3/3/20/25	0/37/135/135	0/0/9/9
22	CLA	b	612	-	2/2/20/25	0/37/135/135	0/0/9/9
22	CLA	b	613	-	3/3/20/25	0/37/135/135	0/0/9/9
22	CLA	b	614	-	3/3/20/25	0/37/135/135	0/0/9/9
22	CLA	b	615	-	3/3/20/25	0/37/135/135	0/0/9/9
22	CLA	b	616	-	3/3/20/25	0/37/135/135	0/0/9/9
22	CLA	b	617	-	3/3/20/25	0/37/135/135	0/0/9/9
24	BCR	b	618	-	-	0/29/63/63	0/2/2/2
29	LMG	b	619	-	-	0/46/66/70	0/1/1/1
25	SQD	b	621	-	-	0/49/69/69	0/1/1/1
24	BCR	b	622	-	-	0/29/63/63	0/2/2/2
22	CLA	c	501	-	2/2/20/25	0/37/135/135	0/0/9/9
22	CLA	c	502	-	1/1/20/25	0/37/135/135	0/0/9/9
22	CLA	c	503	-	3/3/20/25	0/37/135/135	0/0/9/9
22	CLA	c	504	-	3/3/20/25	0/37/135/135	0/0/9/9
22	CLA	c	505	-	1/1/20/25	0/37/135/135	0/0/9/9
22	CLA	c	506	-	3/3/20/25	0/37/135/135	0/0/9/9
22	CLA	c	507	-	3/3/20/25	0/37/135/135	0/0/9/9
22	CLA	c	508	-	2/2/20/25	0/37/135/135	0/0/9/9

Continued on next page...

Continued from previous page...

Mol	Type	Chain	Res	Link	Chirals	Torsions	Rings
22	CLA	c	509	-	3/3/20/25	0/37/135/135	0/0/9/9
22	CLA	c	510	-	3/3/20/25	0/37/135/135	0/0/9/9
22	CLA	c	511	3	2/2/20/25	0/37/135/135	0/0/9/9
22	CLA	c	512	-	3/3/20/25	0/37/135/135	0/0/9/9
22	CLA	c	513	-	2/2/20/25	0/37/135/135	0/0/9/9
24	BCR	c	514	-	-	0/29/63/63	0/2/2/2
24	BCR	c	515	-	-	0/29/63/63	0/2/2/2
31	DGD	c	516	-	-	0/51/91/95	0/2/2/2
31	DGD	c	517	-	-	0/51/91/95	0/2/2/2
31	DGD	c	518	-	-	0/51/91/95	0/2/2/2
29	LMG	c	519	-	-	0/46/66/70	0/1/1/1
29	LMG	c	520	-	-	0/46/66/70	0/1/1/1
22	CLA	d	401	-	1/1/20/25	0/37/135/135	0/0/9/9
22	CLA	d	402	-	1/1/20/25	0/37/135/135	0/0/9/9
22	CLA	d	403	-	2/2/20/25	0/37/135/135	0/0/9/9
24	BCR	d	404	-	-	0/29/63/63	0/2/2/2
32	LHG	d	405	-	-	0/53/53/53	0/0/0/0
29	LMG	d	406	34	-	0/46/66/70	0/1/1/1
32	LHG	d	407	-	-	0/53/53/53	0/0/0/0
28	PL9	d	408	-	-	0/53/73/73	0/1/1/1
32	LHG	d	409	-	-	0/53/53/53	0/0/0/0
31	DGD	d	410	-	-	0/51/91/95	0/2/2/2
25	SQD	d	411	-	-	0/38/58/69	0/1/1/1
32	LHG	e	101	-	-	0/46/46/53	0/0/0/0
33	HEM	f	101	5,6	-	0/6/54/54	0/0/8/8
24	BCR	h	101	-	-	0/29/63/63	0/2/2/2
31	DGD	h	102	-	-	0/51/91/95	0/2/2/2
24	BCR	k	101	-	-	0/29/63/63	0/2/2/2
24	BCR	k	102	-	-	0/29/63/63	0/2/2/2
25	SQD	l	101	-	-	0/49/69/69	0/1/1/1
25	SQD	l	102	-	-	0/49/69/69	0/1/1/1
32	LHG	l	103	-	-	0/53/53/53	0/0/0/0
24	BCR	t	101	-	-	0/29/63/63	0/2/2/2
33	HEM	v	201	16	-	0/6/54/54	0/0/8/8
29	LMG	z	101	-	-	1/31/51/70	0/1/1/1

All (1265) bond length outliers are listed below:

Mol	Chain	Res	Type	Atoms	Z	Observed(Å)	Ideal(Å)
24	C	514	BCR	C8-C9	-8.70	1.27	1.45
24	c	514	BCR	C8-C9	-8.66	1.27	1.45

Continued on next page...

Continued from previous page...

Mol	Chain	Res	Type	Atoms	Z	Observed(Å)	Ideal(Å)
24	d	404	BCR	C8-C9	-8.63	1.27	1.45
24	C	514	BCR	C12-C13	-8.62	1.27	1.45
24	K	102	BCR	C8-C9	-8.61	1.27	1.45
24	k	102	BCR	C8-C9	-8.60	1.27	1.45
24	D	404	BCR	C8-C9	-8.60	1.27	1.45
24	c	514	BCR	C12-C13	-8.59	1.27	1.45
24	h	101	BCR	C19-C18	-8.57	1.27	1.45
24	H	101	BCR	C19-C18	-8.55	1.27	1.45
24	k	101	BCR	C19-C18	-8.54	1.27	1.45
24	B	622	BCR	C8-C9	-8.54	1.27	1.45
24	b	622	BCR	C8-C9	-8.53	1.27	1.45
24	c	515	BCR	C8-C9	-8.52	1.27	1.45
24	C	515	BCR	C8-C9	-8.50	1.27	1.45
24	K	101	BCR	C19-C18	-8.49	1.27	1.45
24	K	101	BCR	C8-C9	-8.48	1.27	1.45
24	T	102	BCR	C8-C9	-8.46	1.27	1.45
24	k	101	BCR	C8-C9	-8.45	1.27	1.45
24	t	101	BCR	C8-C9	-8.44	1.27	1.45
24	b	622	BCR	C12-C13	-8.42	1.27	1.45
24	c	515	BCR	C19-C18	-8.39	1.27	1.45
24	B	622	BCR	C12-C13	-8.39	1.27	1.45
24	D	404	BCR	C19-C18	-8.39	1.27	1.45
24	C	514	BCR	C19-C18	-8.38	1.27	1.45
24	d	404	BCR	C19-C18	-8.37	1.27	1.45
24	K	101	BCR	C12-C13	-8.37	1.27	1.45
24	t	101	BCR	C12-C13	-8.37	1.27	1.45
24	c	514	BCR	C19-C18	-8.36	1.27	1.45
24	B	618	BCR	C8-C9	-8.36	1.27	1.45
24	k	101	BCR	C12-C13	-8.35	1.27	1.45
24	T	101	BCR	C8-C9	-8.35	1.27	1.45
24	C	515	BCR	C12-C13	-8.35	1.27	1.45
24	C	515	BCR	C19-C18	-8.34	1.27	1.45
24	H	101	BCR	C12-C13	-8.33	1.27	1.45
24	T	102	BCR	C12-C13	-8.33	1.27	1.45
24	H	101	BCR	C8-C9	-8.32	1.27	1.45
24	h	101	BCR	C8-C9	-8.32	1.27	1.45
24	c	515	BCR	C12-C13	-8.30	1.27	1.45
24	h	101	BCR	C12-C13	-8.30	1.27	1.45
24	B	619	BCR	C8-C9	-8.29	1.27	1.45
24	b	618	BCR	C8-C9	-8.28	1.27	1.45
24	k	102	BCR	C19-C18	-8.28	1.27	1.45
24	K	102	BCR	C19-C18	-8.27	1.27	1.45

Continued on next page...

Continued from previous page...

Mol	Chain	Res	Type	Atoms	Z	Observed(Å)	Ideal(Å)
24	a	608	BCR	C8-C9	-8.27	1.28	1.45
24	A	608	BCR	C8-C9	-8.25	1.28	1.45
24	b	622	BCR	C19-C18	-8.24	1.28	1.45
24	B	622	BCR	C19-C18	-8.22	1.28	1.45
24	d	404	BCR	C12-C13	-8.21	1.28	1.45
24	B	619	BCR	C19-C18	-8.20	1.28	1.45
24	D	404	BCR	C12-C13	-8.19	1.28	1.45
24	b	618	BCR	C19-C18	-8.19	1.28	1.45
24	k	102	BCR	C12-C13	-8.17	1.28	1.45
24	B	618	BCR	C12-C13	-8.17	1.28	1.45
24	T	101	BCR	C12-C13	-8.16	1.28	1.45
24	K	102	BCR	C12-C13	-8.15	1.28	1.45
24	A	608	BCR	C12-C13	-8.12	1.28	1.45
24	a	608	BCR	C12-C13	-8.10	1.28	1.45
24	A	608	BCR	C19-C18	-8.09	1.28	1.45
24	t	101	BCR	C19-C18	-8.06	1.28	1.45
24	b	618	BCR	C12-C13	-8.06	1.28	1.45
24	a	608	BCR	C19-C18	-8.04	1.28	1.45
24	B	619	BCR	C12-C13	-8.04	1.28	1.45
24	T	102	BCR	C19-C18	-8.02	1.28	1.45
24	B	618	BCR	C19-C18	-7.96	1.28	1.45
24	T	101	BCR	C19-C18	-7.91	1.28	1.45
24	d	404	BCR	C20-C21	-7.72	1.19	1.43
24	k	101	BCR	C20-C21	-7.70	1.20	1.43
24	D	404	BCR	C20-C21	-7.69	1.20	1.43
24	K	101	BCR	C20-C21	-7.68	1.20	1.43
24	C	514	BCR	C20-C21	-7.68	1.20	1.43
24	h	101	BCR	C20-C21	-7.68	1.20	1.43
24	c	514	BCR	C20-C21	-7.67	1.20	1.43
24	H	101	BCR	C20-C21	-7.66	1.20	1.43
24	c	514	BCR	C16-C17	-7.64	1.20	1.43
24	c	515	BCR	C16-C17	-7.64	1.20	1.43
24	C	514	BCR	C16-C17	-7.63	1.20	1.43
24	K	101	BCR	C16-C17	-7.62	1.20	1.43
24	C	515	BCR	C16-C17	-7.62	1.20	1.43
24	C	515	BCR	C20-C21	-7.60	1.20	1.43
24	c	515	BCR	C20-C21	-7.59	1.20	1.43
24	k	101	BCR	C16-C17	-7.58	1.20	1.43
24	k	102	BCR	C20-C21	-7.56	1.20	1.43
24	K	102	BCR	C20-C21	-7.55	1.20	1.43
24	d	404	BCR	C16-C17	-7.52	1.20	1.43
24	D	404	BCR	C16-C17	-7.51	1.20	1.43

Continued on next page...

Continued from previous page...

Mol	Chain	Res	Type	Atoms	Z	Observed(Å)	Ideal(Å)
24	H	101	BCR	C16-C17	-7.51	1.20	1.43
24	B	622	BCR	C16-C17	-7.51	1.20	1.43
24	b	622	BCR	C16-C17	-7.50	1.20	1.43
24	h	101	BCR	C16-C17	-7.50	1.20	1.43
24	b	622	BCR	C20-C21	-7.50	1.20	1.43
24	A	608	BCR	C20-C21	-7.50	1.20	1.43
24	a	608	BCR	C20-C21	-7.47	1.20	1.43
24	B	622	BCR	C20-C21	-7.47	1.20	1.43
24	t	101	BCR	C16-C17	-7.46	1.20	1.43
24	b	618	BCR	C20-C21	-7.46	1.20	1.43
24	T	102	BCR	C16-C17	-7.46	1.20	1.43
24	B	619	BCR	C20-C21	-7.43	1.20	1.43
24	A	608	BCR	C16-C17	-7.43	1.20	1.43
24	K	102	BCR	C16-C17	-7.42	1.20	1.43
24	k	102	BCR	C16-C17	-7.42	1.20	1.43
24	a	608	BCR	C16-C17	-7.42	1.20	1.43
24	t	101	BCR	C20-C21	-7.40	1.20	1.43
24	T	102	BCR	C20-C21	-7.39	1.21	1.43
24	B	618	BCR	C20-C21	-7.36	1.21	1.43
24	T	101	BCR	C20-C21	-7.34	1.21	1.43
24	T	101	BCR	C16-C17	-7.28	1.21	1.43
24	B	618	BCR	C16-C17	-7.27	1.21	1.43
24	B	619	BCR	C16-C17	-7.26	1.21	1.43
24	b	618	BCR	C16-C17	-7.26	1.21	1.43
24	c	515	BCR	C21-C22	-6.38	1.27	1.35
24	k	101	BCR	C21-C22	-6.36	1.27	1.35
24	K	101	BCR	C21-C22	-6.33	1.27	1.35
24	C	515	BCR	C21-C22	-6.31	1.27	1.35
24	D	404	BCR	C21-C22	-6.27	1.27	1.35
24	h	101	BCR	C21-C22	-6.26	1.27	1.35
24	d	404	BCR	C21-C22	-6.26	1.27	1.35
24	H	101	BCR	C21-C22	-6.25	1.27	1.35
24	B	622	BCR	C21-C22	-6.25	1.27	1.35
24	k	102	BCR	C21-C22	-6.23	1.27	1.35
24	K	102	BCR	C21-C22	-6.23	1.27	1.35
24	C	514	BCR	C17-C18	-6.23	1.27	1.35
24	c	514	BCR	C17-C18	-6.21	1.27	1.35
24	b	622	BCR	C21-C22	-6.20	1.27	1.35
24	K	101	BCR	C17-C18	-6.18	1.27	1.35
24	k	101	BCR	C17-C18	-6.18	1.27	1.35
24	c	514	BCR	C21-C22	-6.14	1.27	1.35
24	C	514	BCR	C21-C22	-6.13	1.27	1.35

Continued on next page...

Continued from previous page...

Mol	Chain	Res	Type	Atoms	Z	Observed(Å)	Ideal(Å)
24	B	619	BCR	C21-C22	-6.12	1.27	1.35
24	B	622	BCR	C16-C15	-6.11	1.19	1.35
24	b	622	BCR	C16-C15	-6.10	1.19	1.35
24	c	514	BCR	C16-C15	-6.09	1.19	1.35
24	b	618	BCR	C21-C22	-6.09	1.27	1.35
24	A	608	BCR	C17-C18	-6.09	1.27	1.35
24	C	514	BCR	C16-C15	-6.07	1.20	1.35
24	a	608	BCR	C17-C18	-6.07	1.27	1.35
24	C	515	BCR	C17-C18	-6.00	1.27	1.35
24	T	102	BCR	C21-C22	-5.99	1.27	1.35
24	d	404	BCR	C17-C18	-5.99	1.27	1.35
24	C	515	BCR	C16-C15	-5.99	1.20	1.35
24	t	101	BCR	C21-C22	-5.99	1.27	1.35
24	k	101	BCR	C16-C15	-5.98	1.20	1.35
24	D	404	BCR	C17-C18	-5.98	1.27	1.35
24	c	515	BCR	C16-C15	-5.97	1.20	1.35
24	b	622	BCR	C17-C18	-5.97	1.27	1.35
24	K	101	BCR	C16-C15	-5.97	1.20	1.35
24	B	622	BCR	C17-C18	-5.96	1.27	1.35
24	c	515	BCR	C17-C18	-5.93	1.27	1.35
24	T	101	BCR	C21-C22	-5.90	1.28	1.35
24	H	101	BCR	C17-C18	-5.90	1.28	1.35
24	K	102	BCR	C17-C18	-5.89	1.28	1.35
24	a	608	BCR	C16-C15	-5.89	1.20	1.35
24	k	102	BCR	C17-C18	-5.89	1.28	1.35
24	h	101	BCR	C17-C18	-5.88	1.28	1.35
24	h	101	BCR	C16-C15	-5.88	1.20	1.35
24	A	608	BCR	C21-C22	-5.87	1.28	1.35
24	B	618	BCR	C16-C15	-5.86	1.20	1.35
24	H	101	BCR	C16-C15	-5.86	1.20	1.35
24	A	608	BCR	C16-C15	-5.86	1.20	1.35
24	T	101	BCR	C16-C15	-5.85	1.20	1.35
24	D	404	BCR	C16-C15	-5.84	1.20	1.35
24	a	608	BCR	C21-C22	-5.83	1.28	1.35
24	d	404	BCR	C16-C15	-5.83	1.20	1.35
24	k	102	BCR	C16-C15	-5.83	1.20	1.35
24	K	102	BCR	C16-C15	-5.83	1.20	1.35
24	T	102	BCR	C16-C15	-5.83	1.20	1.35
24	B	618	BCR	C21-C22	-5.82	1.28	1.35
24	t	101	BCR	C16-C15	-5.81	1.20	1.35
24	c	514	BCR	C11-C12	-5.70	1.19	1.34
24	k	101	BCR	C11-C12	-5.69	1.19	1.34

Continued on next page...

Continued from previous page...

Mol	Chain	Res	Type	Atoms	Z	Observed(Å)	Ideal(Å)
24	T	102	BCR	C17-C18	-5.69	1.28	1.35
24	C	514	BCR	C11-C12	-5.68	1.19	1.34
24	t	101	BCR	C17-C18	-5.68	1.28	1.35
24	K	101	BCR	C11-C12	-5.66	1.19	1.34
24	a	608	BCR	C20-C19	-5.66	1.19	1.34
24	C	515	BCR	C20-C19	-5.65	1.19	1.34
24	D	404	BCR	C20-C19	-5.63	1.20	1.34
24	c	515	BCR	C20-C19	-5.62	1.20	1.34
24	A	608	BCR	C20-C19	-5.62	1.20	1.34
24	K	101	BCR	C20-C19	-5.62	1.20	1.34
24	T	102	BCR	C11-C12	-5.61	1.20	1.34
24	h	101	BCR	C20-C19	-5.58	1.20	1.34
24	H	101	BCR	C20-C19	-5.58	1.20	1.34
24	b	622	BCR	C11-C12	-5.57	1.20	1.34
24	t	101	BCR	C11-C12	-5.57	1.20	1.34
24	k	101	BCR	C20-C19	-5.57	1.20	1.34
24	d	404	BCR	C20-C19	-5.57	1.20	1.34
24	B	622	BCR	C11-C12	-5.57	1.20	1.34
24	c	514	BCR	C20-C19	-5.57	1.20	1.34
24	C	514	BCR	C20-C19	-5.56	1.20	1.34
24	T	101	BCR	C17-C18	-5.55	1.28	1.35
24	D	404	BCR	C11-C12	-5.54	1.20	1.34
24	d	404	BCR	C11-C12	-5.54	1.20	1.34
24	B	618	BCR	C17-C18	-5.53	1.28	1.35
24	B	622	BCR	C20-C19	-5.49	1.20	1.34
24	c	515	BCR	C11-C12	-5.49	1.20	1.34
24	b	622	BCR	C20-C19	-5.47	1.20	1.34
24	h	101	BCR	C11-C12	-5.46	1.20	1.34
24	K	102	BCR	C20-C19	-5.45	1.20	1.34
24	B	619	BCR	C16-C15	-5.45	1.21	1.35
24	K	102	BCR	C11-C12	-5.44	1.20	1.34
24	C	515	BCR	C11-C12	-5.44	1.20	1.34
24	H	101	BCR	C11-C12	-5.44	1.20	1.34
24	k	102	BCR	C20-C19	-5.44	1.20	1.34
24	k	102	BCR	C11-C12	-5.43	1.20	1.34
24	b	618	BCR	C16-C15	-5.43	1.21	1.35
24	C	514	BCR	C11-C10	-5.42	1.27	1.43
24	T	102	BCR	C20-C19	-5.41	1.20	1.34
24	c	514	BCR	C11-C10	-5.39	1.27	1.43
24	t	101	BCR	C20-C19	-5.38	1.20	1.34
24	H	101	BCR	C11-C10	-5.34	1.27	1.43
24	h	101	BCR	C11-C10	-5.34	1.27	1.43

Continued on next page...

Continued from previous page...

Mol	Chain	Res	Type	Atoms	Z	Observed(Å)	Ideal(Å)
24	b	618	BCR	C17-C18	-5.33	1.28	1.35
24	d	404	BCR	C11-C10	-5.32	1.27	1.43
24	D	404	BCR	C11-C10	-5.32	1.27	1.43
24	b	618	BCR	C20-C19	-5.32	1.20	1.34
24	B	619	BCR	C17-C18	-5.32	1.28	1.35
24	C	515	BCR	C11-C10	-5.31	1.27	1.43
24	B	619	BCR	C20-C19	-5.31	1.20	1.34
24	b	618	BCR	C11-C12	-5.30	1.20	1.34
24	B	619	BCR	C11-C12	-5.29	1.20	1.34
24	c	515	BCR	C11-C10	-5.28	1.27	1.43
24	B	618	BCR	C11-C12	-5.27	1.20	1.34
24	a	608	BCR	C11-C12	-5.25	1.21	1.34
24	b	622	BCR	C11-C10	-5.25	1.27	1.43
24	B	622	BCR	C11-C10	-5.25	1.27	1.43
24	K	101	BCR	C11-C10	-5.25	1.27	1.43
24	C	514	BCR	C15-C14	-5.24	1.27	1.43
24	T	101	BCR	C11-C12	-5.23	1.21	1.34
24	k	101	BCR	C11-C10	-5.23	1.27	1.43
24	A	608	BCR	C11-C12	-5.23	1.21	1.34
24	c	514	BCR	C15-C14	-5.22	1.27	1.43
24	B	622	BCR	C15-C14	-5.19	1.27	1.43
24	A	608	BCR	C11-C10	-5.19	1.27	1.43
24	C	515	BCR	C15-C14	-5.19	1.27	1.43
24	b	622	BCR	C15-C14	-5.19	1.27	1.43
24	a	608	BCR	C11-C10	-5.18	1.27	1.43
24	H	101	BCR	C15-C14	-5.18	1.27	1.43
24	c	515	BCR	C15-C14	-5.18	1.27	1.43
24	h	101	BCR	C15-C14	-5.16	1.27	1.43
24	k	102	BCR	C11-C10	-5.16	1.27	1.43
24	K	102	BCR	C11-C10	-5.16	1.27	1.43
24	T	102	BCR	C11-C10	-5.13	1.27	1.43
24	T	101	BCR	C11-C10	-5.13	1.27	1.43
24	k	101	BCR	C15-C14	-5.13	1.27	1.43
24	K	101	BCR	C15-C14	-5.12	1.27	1.43
24	d	404	BCR	C15-C14	-5.12	1.27	1.43
24	t	101	BCR	C11-C10	-5.12	1.27	1.43
24	B	618	BCR	C11-C10	-5.12	1.27	1.43
24	D	404	BCR	C15-C14	-5.12	1.27	1.43
24	t	101	BCR	C15-C14	-5.12	1.27	1.43
24	T	102	BCR	C15-C14	-5.11	1.27	1.43
24	k	102	BCR	C15-C14	-5.08	1.28	1.43
24	K	102	BCR	C15-C14	-5.06	1.28	1.43

Continued on next page...

Continued from previous page...

Mol	Chain	Res	Type	Atoms	Z	Observed(Å)	Ideal(Å)
24	T	101	BCR	C20-C19	-5.06	1.21	1.34
24	A	608	BCR	C15-C14	-5.03	1.28	1.43
24	B	619	BCR	C11-C10	-5.02	1.28	1.43
24	B	618	BCR	C20-C19	-5.02	1.21	1.34
24	b	618	BCR	C11-C10	-5.02	1.28	1.43
24	a	608	BCR	C15-C14	-5.01	1.28	1.43
24	B	619	BCR	C15-C14	-4.87	1.28	1.43
24	B	622	BCR	C23-C22	-4.86	1.35	1.45
24	b	618	BCR	C15-C14	-4.86	1.28	1.43
24	C	515	BCR	C23-C22	-4.86	1.35	1.45
24	b	622	BCR	C23-C22	-4.85	1.35	1.45
24	B	618	BCR	C15-C14	-4.84	1.28	1.43
24	T	101	BCR	C15-C14	-4.83	1.28	1.43
24	c	515	BCR	C23-C22	-4.81	1.35	1.45
24	D	404	BCR	C23-C22	-4.75	1.35	1.45
24	d	404	BCR	C23-C22	-4.75	1.35	1.45
24	K	101	BCR	C23-C22	-4.71	1.35	1.45
24	T	101	BCR	C23-C22	-4.71	1.35	1.45
24	B	618	BCR	C23-C22	-4.70	1.35	1.45
24	K	102	BCR	C23-C22	-4.69	1.35	1.45
24	k	101	BCR	C23-C22	-4.69	1.35	1.45
24	C	514	BCR	C23-C22	-4.68	1.35	1.45
24	H	101	BCR	C23-C22	-4.67	1.35	1.45
24	k	102	BCR	C23-C22	-4.67	1.35	1.45
24	c	514	BCR	C23-C22	-4.66	1.35	1.45
24	h	101	BCR	C23-C22	-4.63	1.35	1.45
24	b	618	BCR	C23-C22	-4.50	1.36	1.45
33	v	201	HEM	C3C-C2C	-4.49	1.34	1.40
24	B	619	BCR	C23-C22	-4.49	1.36	1.45
33	V	201	HEM	C3C-C2C	-4.48	1.34	1.40
24	T	102	BCR	C23-C22	-4.43	1.36	1.45
24	t	101	BCR	C23-C22	-4.43	1.36	1.45
24	a	608	BCR	C23-C22	-4.38	1.36	1.45
24	A	608	BCR	C23-C22	-4.34	1.36	1.45
23	a	606	PHO	C1A-NA	-4.33	1.28	1.37
23	A	606	PHO	C1A-NA	-4.31	1.28	1.37
33	f	101	HEM	C3C-C2C	-4.28	1.34	1.40
33	F	101	HEM	C3C-C2C	-4.26	1.34	1.40
33	f	101	HEM	C3B-C2B	-4.15	1.34	1.40
23	a	605	PHO	C1A-NA	-4.13	1.28	1.37
23	A	605	PHO	C1A-NA	-4.13	1.28	1.37
33	F	101	HEM	C3B-C2B	-4.11	1.34	1.40

Continued on next page...

Continued from previous page...

Mol	Chain	Res	Type	Atoms	Z	Observed(Å)	Ideal(Å)
33	v	201	HEM	C3B-C2B	-4.09	1.34	1.40
33	V	201	HEM	C3B-C2B	-4.04	1.35	1.40
23	A	606	PHO	C3D-C4D	-2.82	1.34	1.43
23	a	606	PHO	C3D-C4D	-2.79	1.34	1.43
23	a	605	PHO	C3D-C4D	-2.73	1.34	1.43
23	A	605	PHO	C3D-C4D	-2.71	1.35	1.43
24	k	102	BCR	C24-C25	-2.65	1.35	1.45
24	c	515	BCR	C24-C25	-2.64	1.35	1.45
24	K	102	BCR	C24-C25	-2.64	1.35	1.45
24	C	515	BCR	C24-C25	-2.62	1.36	1.45
24	c	514	BCR	C24-C25	-2.61	1.36	1.45
24	h	101	BCR	C24-C25	-2.61	1.36	1.45
24	H	101	BCR	C24-C25	-2.60	1.36	1.45
24	C	514	BCR	C24-C25	-2.60	1.36	1.45
24	k	101	BCR	C24-C25	-2.58	1.36	1.45
24	K	101	BCR	C24-C25	-2.58	1.36	1.45
24	t	101	BCR	C24-C25	-2.56	1.36	1.45
24	B	618	BCR	C24-C25	-2.55	1.36	1.45
24	T	101	BCR	C24-C25	-2.55	1.36	1.45
25	A	609	SQD	C6-S	-2.54	1.67	1.77
25	a	609	SQD	C6-S	-2.54	1.67	1.77
24	T	102	BCR	C24-C25	-2.53	1.36	1.45
24	D	404	BCR	C24-C25	-2.52	1.36	1.45
24	d	404	BCR	C24-C25	-2.51	1.36	1.45
24	a	608	BCR	C24-C25	-2.49	1.36	1.45
24	A	608	BCR	C24-C25	-2.49	1.36	1.45
25	b	601	SQD	C6-S	-2.47	1.67	1.77
24	b	622	BCR	C24-C25	-2.47	1.36	1.45
22	B	615	CLA	C1C-NC	-2.46	1.33	1.37
25	B	601	SQD	C6-S	-2.45	1.67	1.77
24	B	622	BCR	C24-C25	-2.43	1.36	1.45
25	d	411	SQD	C6-S	-2.43	1.67	1.77
22	b	615	CLA	C1C-NC	-2.42	1.33	1.37
25	D	411	SQD	C6-S	-2.42	1.67	1.77
24	b	618	BCR	C24-C25	-2.36	1.36	1.45
24	B	619	BCR	C24-C25	-2.35	1.37	1.45
25	l	102	SQD	C6-S	-2.32	1.68	1.77
25	b	621	SQD	C6-S	-2.31	1.68	1.77
25	L	101	SQD	C6-S	-2.25	1.68	1.77
22	c	509	CLA	C4C-NC	-2.24	1.34	1.37
25	l	101	SQD	C6-S	-2.24	1.68	1.77
22	C	509	CLA	C4C-NC	-2.19	1.34	1.37

Continued on next page...

Continued from previous page...

Mol	Chain	Res	Type	Atoms	Z	Observed(Å)	Ideal(Å)
23	a	606	PHO	CHB-C4A	-2.06	1.34	1.40
23	A	606	PHO	CHB-C4A	-2.06	1.34	1.40
31	C	518	DGD	O2G-C2G	-2.01	1.41	1.46
22	d	401	CLA	CHD-C4C	2.00	1.47	1.41
22	B	611	CLA	C1C-C2C	2.00	1.48	1.44
22	B	606	CLA	C1C-C2C	2.00	1.48	1.44
22	B	608	CLA	CHB-C4A	2.01	1.36	1.33
22	D	402	CLA	C1C-C2C	2.01	1.48	1.44
33	v	201	HEM	C1C-NC	2.01	1.39	1.36
22	d	402	CLA	C1C-C2C	2.01	1.48	1.44
22	b	617	CLA	CHD-C4C	2.02	1.47	1.41
31	D	410	DGD	O3G-C1D	2.02	1.43	1.40
22	B	617	CLA	CHD-C4C	2.03	1.47	1.41
22	b	605	CLA	C1C-C2C	2.03	1.48	1.44
22	B	604	CLA	CHD-C4C	2.03	1.47	1.41
22	d	401	CLA	C4C-C3C	2.04	1.48	1.45
22	c	502	CLA	C1C-C2C	2.04	1.48	1.44
22	C	502	CLA	C1C-C2C	2.04	1.48	1.44
33	V	201	HEM	CMA-C3A	2.04	1.55	1.51
22	B	605	CLA	C1C-C2C	2.05	1.48	1.44
22	D	401	CLA	C1C-C2C	2.05	1.48	1.44
25	L	101	SQD	O6-C1	2.05	1.43	1.40
22	b	606	CLA	C1C-C2C	2.06	1.48	1.44
22	b	615	CLA	C1C-C2C	2.06	1.48	1.44
25	b	621	SQD	O6-C1	2.06	1.43	1.40
22	C	505	CLA	C4C-C3C	2.06	1.48	1.45
22	d	401	CLA	C1C-C2C	2.07	1.48	1.44
22	b	604	CLA	CHD-C4C	2.07	1.47	1.41
22	b	613	CLA	C1C-C2C	2.07	1.48	1.44
33	v	201	HEM	CMA-C3A	2.07	1.55	1.51
22	D	401	CLA	C4C-C3C	2.08	1.48	1.45
25	l	102	SQD	O6-C1	2.08	1.43	1.40
29	C	520	LMG	O1-C1	2.09	1.43	1.40
22	B	613	CLA	C1C-C2C	2.09	1.48	1.44
31	d	410	DGD	O3G-C1D	2.09	1.43	1.40
22	B	615	CLA	C1C-C2C	2.10	1.48	1.44
25	l	101	SQD	O6-C1	2.10	1.43	1.40
22	D	403	CLA	C4C-C3C	2.10	1.48	1.45
22	B	615	CLA	CHD-C4C	2.11	1.47	1.41
22	A	607	CLA	CHD-C4C	2.11	1.47	1.41
22	C	509	CLA	C4C-C3C	2.11	1.48	1.45
31	D	410	DGD	O5D-C1E	2.11	1.43	1.40

Continued on next page...

Continued from previous page...

Mol	Chain	Res	Type	Atoms	Z	Observed(Å)	Ideal(Å)
22	d	403	CLA	C4C-C3C	2.12	1.48	1.45
22	b	615	CLA	CHD-C4C	2.12	1.47	1.41
22	c	509	CLA	C4C-C3C	2.12	1.48	1.45
29	c	520	LMG	O1-C1	2.12	1.43	1.40
22	c	505	CLA	C4C-C3C	2.12	1.48	1.45
22	a	607	CLA	CHD-C4C	2.12	1.47	1.41
28	A	613	PL9	C2-C3	2.13	1.40	1.34
22	b	604	CLA	C1C-C2C	2.13	1.48	1.44
22	C	508	CLA	C1C-C2C	2.14	1.48	1.44
22	c	512	CLA	C4C-C3C	2.14	1.48	1.45
22	B	611	CLA	CHD-C4C	2.14	1.47	1.41
22	C	512	CLA	C4C-C3C	2.14	1.48	1.45
22	c	508	CLA	C1C-C2C	2.14	1.48	1.44
22	b	611	CLA	CHD-C4C	2.15	1.47	1.41
22	b	605	CLA	CHD-C4C	2.16	1.47	1.41
22	b	609	CLA	CHD-C4C	2.17	1.47	1.41
28	a	613	PL9	C2-C3	2.17	1.40	1.34
22	a	604	CLA	CHD-C4C	2.17	1.47	1.41
22	d	402	CLA	CHB-C4A	2.18	1.36	1.33
22	B	604	CLA	C1C-C2C	2.18	1.48	1.44
31	d	410	DGD	O5D-C1E	2.18	1.44	1.40
29	z	101	LMG	O1-C1	2.18	1.44	1.40
22	D	402	CLA	CHB-C4A	2.19	1.36	1.33
22	B	605	CLA	CHD-C4C	2.19	1.47	1.41
22	A	604	CLA	CHD-C4C	2.19	1.47	1.41
29	Z	101	LMG	O1-C1	2.19	1.44	1.40
22	B	609	CLA	CHD-C4C	2.19	1.47	1.41
22	C	509	CLA	CHD-C4C	2.20	1.47	1.41
22	c	511	CLA	C1C-C2C	2.21	1.48	1.44
22	B	614	CLA	CHD-C4C	2.21	1.47	1.41
22	B	605	CLA	CHB-C4A	2.21	1.36	1.33
22	c	508	CLA	CHD-C4C	2.22	1.47	1.41
22	b	616	CLA	C1C-C2C	2.22	1.48	1.44
22	C	508	CLA	CHD-C4C	2.22	1.47	1.41
22	B	616	CLA	C1C-C2C	2.22	1.48	1.44
22	C	511	CLA	C1C-C2C	2.23	1.48	1.44
22	b	605	CLA	CHB-C4A	2.23	1.36	1.33
22	b	614	CLA	CHD-C4C	2.23	1.47	1.41
22	a	603	CLA	CHD-C4C	2.24	1.47	1.41
22	c	508	CLA	C4C-C3C	2.24	1.49	1.45
22	c	509	CLA	CHD-C4C	2.24	1.47	1.41
23	a	606	PHO	C3B-C4B	2.24	1.48	1.43

Continued on next page...

Continued from previous page...

Mol	Chain	Res	Type	Atoms	Z	Observed(Å)	Ideal(Å)
22	C	508	CLA	C4C-C3C	2.26	1.49	1.45
23	A	606	PHO	C3B-C4B	2.27	1.48	1.43
22	c	510	CLA	CHD-C4C	2.27	1.48	1.41
22	A	603	CLA	CHD-C4C	2.27	1.48	1.41
22	c	510	CLA	C1C-C2C	2.27	1.48	1.44
22	b	603	CLA	C1C-C2C	2.27	1.48	1.44
22	C	510	CLA	C1C-C2C	2.27	1.48	1.44
22	C	513	CLA	CHD-C4C	2.29	1.48	1.41
22	C	510	CLA	CHD-C4C	2.29	1.48	1.41
22	c	513	CLA	CHD-C4C	2.29	1.48	1.41
22	C	511	CLA	CHD-C4C	2.30	1.48	1.41
22	b	614	CLA	C1C-C2C	2.30	1.49	1.44
22	B	614	CLA	C1C-C2C	2.31	1.49	1.44
22	b	616	CLA	CHD-C4C	2.31	1.48	1.41
22	D	403	CLA	CHD-C4C	2.31	1.48	1.41
22	b	607	CLA	C1C-C2C	2.31	1.49	1.44
22	c	511	CLA	CHD-C4C	2.31	1.48	1.41
22	B	607	CLA	C1C-C2C	2.31	1.49	1.44
22	B	607	CLA	CHD-C4C	2.32	1.48	1.41
22	B	603	CLA	C1C-C2C	2.32	1.49	1.44
22	C	507	CLA	CHD-C4C	2.32	1.48	1.41
22	c	505	CLA	C1C-C2C	2.33	1.49	1.44
22	C	503	CLA	CHD-C4C	2.33	1.48	1.41
22	B	616	CLA	CHD-C4C	2.33	1.48	1.41
22	b	602	CLA	CHD-C4C	2.33	1.48	1.41
22	b	603	CLA	CHD-C4C	2.33	1.48	1.41
22	D	403	CLA	C1C-C2C	2.34	1.49	1.44
22	b	607	CLA	CHD-C4C	2.34	1.48	1.41
22	c	506	CLA	C1C-C2C	2.34	1.49	1.44
22	c	505	CLA	CHD-C4C	2.34	1.48	1.41
22	d	403	CLA	CHD-C4C	2.34	1.48	1.41
22	c	506	CLA	CHD-C4C	2.34	1.48	1.41
22	c	507	CLA	CHD-C4C	2.34	1.48	1.41
22	B	602	CLA	CHD-C4C	2.34	1.48	1.41
22	d	403	CLA	C1C-C2C	2.34	1.49	1.44
22	c	503	CLA	CHD-C4C	2.34	1.48	1.41
22	C	505	CLA	C1C-C2C	2.35	1.49	1.44
22	C	506	CLA	C1C-C2C	2.35	1.49	1.44
22	B	603	CLA	CHD-C4C	2.35	1.48	1.41
22	C	505	CLA	CHD-C4C	2.35	1.48	1.41
22	B	608	CLA	CHD-C4C	2.38	1.48	1.41
22	C	506	CLA	CHD-C4C	2.38	1.48	1.41

Continued on next page...

Continued from previous page...

Mol	Chain	Res	Type	Atoms	Z	Observed(Å)	Ideal(Å)
22	C	501	CLA	C1C-C2C	2.38	1.49	1.44
22	b	613	CLA	CHD-C4C	2.39	1.48	1.41
33	f	101	HEM	C4D-ND	2.39	1.39	1.36
22	b	608	CLA	CHD-C4C	2.40	1.48	1.41
22	B	613	CLA	CHD-C4C	2.40	1.48	1.41
33	F	101	HEM	C4D-ND	2.40	1.39	1.36
22	c	501	CLA	C1C-C2C	2.40	1.49	1.44
22	C	501	CLA	CHD-C4C	2.47	1.48	1.41
22	c	512	CLA	CHD-C4C	2.48	1.48	1.41
22	C	512	CLA	CHD-C4C	2.49	1.48	1.41
22	c	501	CLA	CHD-C4C	2.49	1.48	1.41
22	a	604	CLA	C4B-CHC	2.50	1.46	1.40
22	A	604	CLA	C4B-CHC	2.51	1.46	1.40
22	B	609	CLA	C4B-CHC	2.51	1.46	1.40
22	b	609	CLA	C4B-CHC	2.52	1.46	1.40
22	C	513	CLA	C1C-C2C	2.54	1.49	1.44
22	c	512	CLA	C1C-C2C	2.54	1.49	1.44
22	D	401	CLA	CHB-C4A	2.57	1.36	1.33
22	C	512	CLA	C1C-C2C	2.57	1.49	1.44
22	c	513	CLA	C1C-C2C	2.57	1.49	1.44
31	h	102	DGD	O5D-C1E	2.58	1.44	1.40
22	d	401	CLA	CHB-C4A	2.58	1.36	1.33
22	C	504	CLA	CHD-C4C	2.60	1.48	1.41
31	H	102	DGD	O5D-C1E	2.60	1.44	1.40
22	B	605	CLA	C4B-CHC	2.61	1.47	1.40
22	b	605	CLA	C4B-CHC	2.61	1.47	1.40
22	C	507	CLA	C1C-C2C	2.64	1.49	1.44
29	Z	101	LMG	O8-C28	2.64	1.46	1.33
22	c	504	CLA	CHD-C4C	2.64	1.49	1.41
29	z	101	LMG	O8-C28	2.65	1.46	1.33
28	D	408	PL9	C6-C5	2.66	1.49	1.35
28	d	408	PL9	C6-C5	2.66	1.49	1.35
22	C	504	CLA	C4B-CHC	2.66	1.47	1.40
22	b	615	CLA	C4B-CHC	2.66	1.47	1.40
22	B	615	CLA	C4B-CHC	2.68	1.47	1.40
22	c	507	CLA	C1C-C2C	2.68	1.49	1.44
23	A	605	PHO	C3D-C2D	2.70	1.46	1.38
22	c	504	CLA	C4B-CHC	2.70	1.47	1.40
22	B	602	CLA	C1C-C2C	2.71	1.49	1.44
28	a	613	PL9	C6-C5	2.71	1.49	1.35
28	A	613	PL9	C6-C5	2.72	1.49	1.35
22	b	608	CLA	C4B-CHC	2.72	1.47	1.40

Continued on next page...

Continued from previous page...

Mol	Chain	Res	Type	Atoms	Z	Observed(Å)	Ideal(Å)
22	b	602	CLA	C1C-C2C	2.72	1.49	1.44
22	B	608	CLA	C4B-CHC	2.72	1.47	1.40
23	a	605	PHO	C3D-C2D	2.73	1.46	1.38
23	A	605	PHO	CHC-C4B	2.75	1.47	1.40
23	A	606	PHO	CHD-C4C	2.76	1.47	1.40
22	C	510	CLA	C4B-CHC	2.76	1.47	1.40
23	a	605	PHO	CHC-C4B	2.76	1.47	1.40
23	a	606	PHO	CHD-C4C	2.77	1.47	1.40
22	c	510	CLA	C4B-CHC	2.78	1.47	1.40
22	B	604	CLA	C4B-CHC	2.78	1.47	1.40
22	b	604	CLA	C4B-CHC	2.79	1.47	1.40
22	c	503	CLA	C1C-C2C	2.79	1.49	1.44
22	C	509	CLA	C4B-CHC	2.81	1.47	1.40
22	C	503	CLA	C1C-C2C	2.82	1.50	1.44
22	c	509	CLA	C4B-CHC	2.83	1.47	1.40
22	B	605	CLA	C3D-C2D	2.83	1.46	1.39
22	b	605	CLA	C3D-C2D	2.83	1.46	1.39
22	A	604	CLA	C1B-CHB	2.84	1.47	1.40
22	D	402	CLA	C1B-CHB	2.84	1.47	1.40
22	b	616	CLA	C4B-CHC	2.85	1.47	1.40
22	d	402	CLA	C1B-CHB	2.85	1.47	1.40
22	B	616	CLA	C4B-CHC	2.85	1.47	1.40
22	B	612	CLA	C4B-CHC	2.85	1.47	1.40
22	D	401	CLA	C3D-C2D	2.85	1.46	1.39
22	d	401	CLA	C3D-C2D	2.86	1.46	1.39
22	a	604	CLA	C1B-CHB	2.87	1.47	1.40
23	A	605	PHO	OBD-CAD	2.88	1.27	1.22
22	D	402	CLA	C4B-CHC	2.89	1.47	1.40
22	b	612	CLA	C4B-CHC	2.89	1.47	1.40
23	a	605	PHO	OBD-CAD	2.89	1.27	1.22
22	b	606	CLA	C4B-CHC	2.89	1.47	1.40
22	d	402	CLA	C4B-CHC	2.90	1.47	1.40
22	B	606	CLA	C4B-CHC	2.90	1.47	1.40
22	b	617	CLA	C4B-CHC	2.91	1.47	1.40
23	A	605	PHO	CHD-C4C	2.91	1.47	1.40
22	D	401	CLA	C1B-CHB	2.92	1.47	1.40
22	c	502	CLA	C4B-CHC	2.92	1.47	1.40
22	b	602	CLA	C3D-C2D	2.92	1.46	1.39
22	B	602	CLA	C3D-C2D	2.93	1.46	1.39
22	c	511	CLA	C4B-CHC	2.93	1.47	1.40
22	d	401	CLA	C1B-CHB	2.94	1.47	1.40
23	a	605	PHO	CHD-C4C	2.94	1.47	1.40

Continued on next page...

Continued from previous page...

Mol	Chain	Res	Type	Atoms	Z	Observed(Å)	Ideal(Å)
22	C	502	CLA	C4B-CHC	2.95	1.48	1.40
22	b	610	CLA	C4B-CHC	2.95	1.48	1.40
22	B	614	CLA	C4B-CHC	2.95	1.48	1.40
22	b	614	CLA	C4B-CHC	2.95	1.48	1.40
22	C	511	CLA	C4B-CHC	2.96	1.48	1.40
22	B	617	CLA	C4B-CHC	2.96	1.48	1.40
22	B	610	CLA	C4B-CHC	2.96	1.48	1.40
22	d	401	CLA	C4B-CHC	2.97	1.48	1.40
22	D	401	CLA	C4B-CHC	2.97	1.48	1.40
22	B	609	CLA	C1B-CHB	2.98	1.48	1.40
22	c	503	CLA	C3D-C2D	2.99	1.46	1.39
23	a	606	PHO	C3D-C2D	3.00	1.46	1.38
22	B	612	CLA	C3D-C2D	3.00	1.46	1.39
22	b	609	CLA	C1B-CHB	3.00	1.48	1.40
22	b	612	CLA	C3D-C2D	3.01	1.46	1.39
22	b	607	CLA	C3D-C2D	3.01	1.46	1.39
23	A	606	PHO	C3D-C2D	3.02	1.46	1.38
22	C	503	CLA	C3D-C2D	3.02	1.46	1.39
22	c	508	CLA	C4B-CHC	3.03	1.48	1.40
22	C	508	CLA	C4B-CHC	3.03	1.48	1.40
22	B	613	CLA	C4B-CHC	3.03	1.48	1.40
22	A	603	CLA	C4B-CHC	3.04	1.48	1.40
22	D	403	CLA	C4B-CHC	3.04	1.48	1.40
22	c	512	CLA	C4B-CHC	3.04	1.48	1.40
22	b	613	CLA	C4B-CHC	3.05	1.48	1.40
22	B	607	CLA	C4B-CHC	3.05	1.48	1.40
22	B	607	CLA	C3D-C2D	3.05	1.46	1.39
22	d	403	CLA	C4B-CHC	3.05	1.48	1.40
22	a	603	CLA	C4B-CHC	3.06	1.48	1.40
22	B	611	CLA	C4B-CHC	3.06	1.48	1.40
22	C	506	CLA	C4B-CHC	3.06	1.48	1.40
32	d	405	LHG	O7-C7	3.07	1.43	1.34
22	b	607	CLA	C4B-CHC	3.07	1.48	1.40
22	b	612	CLA	C1B-CHB	3.07	1.48	1.40
22	C	512	CLA	C4B-CHC	3.07	1.48	1.40
22	c	506	CLA	C4B-CHC	3.07	1.48	1.40
22	B	612	CLA	C1B-CHB	3.07	1.48	1.40
22	B	613	CLA	C3D-C2D	3.08	1.46	1.39
22	a	607	CLA	C3D-C2D	3.08	1.46	1.39
22	b	611	CLA	C4B-CHC	3.09	1.48	1.40
32	D	405	LHG	O7-C7	3.09	1.43	1.34
22	C	509	CLA	C3D-C2D	3.10	1.46	1.39

Continued on next page...

Continued from previous page...

Mol	Chain	Res	Type	Atoms	Z	Observed(Å)	Ideal(Å)
22	C	506	CLA	C3D-C2D	3.10	1.46	1.39
22	c	506	CLA	C3D-C2D	3.11	1.46	1.39
22	b	613	CLA	C3D-C2D	3.11	1.46	1.39
22	c	509	CLA	C3D-C2D	3.11	1.46	1.39
22	A	607	CLA	C3D-C2D	3.11	1.46	1.39
22	A	603	CLA	C3D-C2D	3.12	1.46	1.39
22	A	607	CLA	C4B-CHC	3.12	1.48	1.40
22	C	502	CLA	C3D-C2D	3.13	1.46	1.39
22	b	602	CLA	C1B-CHB	3.13	1.48	1.40
22	a	607	CLA	C4B-CHC	3.13	1.48	1.40
22	b	608	CLA	C3D-C2D	3.14	1.46	1.39
22	b	615	CLA	C3D-C2D	3.14	1.46	1.39
22	c	507	CLA	C3D-C2D	3.14	1.46	1.39
22	C	505	CLA	C3D-C2D	3.14	1.46	1.39
22	c	502	CLA	C3D-C2D	3.14	1.46	1.39
22	C	507	CLA	C3D-C2D	3.15	1.46	1.39
22	B	615	CLA	C3D-C2D	3.15	1.46	1.39
22	B	602	CLA	C1B-CHB	3.15	1.48	1.40
22	a	603	CLA	C3D-C2D	3.15	1.46	1.39
22	B	608	CLA	C3D-C2D	3.15	1.46	1.39
22	C	507	CLA	C4B-CHC	3.15	1.48	1.40
22	c	507	CLA	C4B-CHC	3.16	1.48	1.40
22	c	505	CLA	C3D-C2D	3.16	1.46	1.39
22	C	509	CLA	C1B-CHB	3.16	1.48	1.40
22	c	509	CLA	C1B-CHB	3.17	1.48	1.40
22	c	501	CLA	C4B-CHC	3.17	1.48	1.40
22	C	510	CLA	C3D-C2D	3.17	1.46	1.39
22	c	510	CLA	C3D-C2D	3.17	1.46	1.39
22	c	503	CLA	C1B-CHB	3.19	1.48	1.40
22	b	611	CLA	C1B-CHB	3.20	1.48	1.40
22	B	611	CLA	C1B-CHB	3.20	1.48	1.40
22	B	603	CLA	C4B-CHC	3.20	1.48	1.40
22	B	606	CLA	C3D-C2D	3.21	1.46	1.39
22	c	502	CLA	C1B-CHB	3.21	1.48	1.40
22	b	617	CLA	C1B-CHB	3.21	1.48	1.40
22	b	603	CLA	C4B-CHC	3.21	1.48	1.40
22	C	501	CLA	C4B-CHC	3.21	1.48	1.40
22	B	617	CLA	C1B-CHB	3.21	1.48	1.40
22	C	503	CLA	C1B-CHB	3.21	1.48	1.40
22	A	603	CLA	C1B-CHB	3.21	1.48	1.40
22	C	502	CLA	C1B-CHB	3.21	1.48	1.40
22	C	505	CLA	C4B-CHC	3.22	1.48	1.40

Continued on next page...

Continued from previous page...

Mol	Chain	Res	Type	Atoms	Z	Observed(Å)	Ideal(Å)
22	a	603	CLA	C1B-CHB	3.22	1.48	1.40
23	A	606	PHO	CHC-C4B	3.22	1.48	1.40
22	c	505	CLA	C4B-CHC	3.23	1.48	1.40
22	d	403	CLA	C3D-C2D	3.23	1.46	1.39
22	b	616	CLA	C3D-C2D	3.23	1.46	1.39
22	b	606	CLA	C3D-C2D	3.24	1.46	1.39
22	B	616	CLA	C3D-C2D	3.24	1.46	1.39
22	b	610	CLA	C3D-C2D	3.24	1.46	1.39
22	B	616	CLA	C1B-CHB	3.24	1.48	1.40
22	b	616	CLA	C1B-CHB	3.24	1.48	1.40
22	D	403	CLA	C3D-C2D	3.25	1.46	1.39
22	C	501	CLA	C1B-CHB	3.25	1.48	1.40
23	a	606	PHO	CHC-C4B	3.25	1.48	1.40
22	c	503	CLA	C4B-CHC	3.26	1.48	1.40
22	b	609	CLA	C3D-C2D	3.26	1.46	1.39
22	B	609	CLA	C3D-C2D	3.27	1.46	1.39
22	B	610	CLA	C3D-C2D	3.27	1.46	1.39
22	C	503	CLA	C4B-CHC	3.28	1.48	1.40
22	B	608	CLA	O2A-CGA	3.28	1.43	1.33
22	c	501	CLA	C1B-CHB	3.28	1.48	1.40
31	C	518	DGD	O2G-C1B	3.28	1.43	1.34
22	b	608	CLA	O2A-CGA	3.28	1.43	1.33
31	c	518	DGD	O2G-C1B	3.30	1.43	1.34
22	A	604	CLA	C3D-C2D	3.31	1.47	1.39
22	B	613	CLA	C1B-CHB	3.31	1.48	1.40
22	d	402	CLA	C3D-C2D	3.32	1.47	1.39
22	c	513	CLA	C4B-CHC	3.32	1.49	1.40
22	b	610	CLA	C1B-CHB	3.32	1.49	1.40
22	b	614	CLA	C3D-C2D	3.32	1.47	1.39
22	C	513	CLA	C4B-CHC	3.32	1.49	1.40
22	B	614	CLA	C3D-C2D	3.33	1.47	1.39
22	b	613	CLA	C1B-CHB	3.33	1.49	1.40
22	D	402	CLA	C3D-C2D	3.33	1.47	1.39
22	B	610	CLA	C1B-CHB	3.33	1.49	1.40
22	c	501	CLA	C3D-C2D	3.34	1.47	1.39
22	a	604	CLA	C3D-C2D	3.34	1.47	1.39
22	C	501	CLA	C3D-C2D	3.35	1.47	1.39
22	c	512	CLA	C3D-C2D	3.36	1.47	1.39
22	b	611	CLA	C3D-C2D	3.36	1.47	1.39
22	B	604	CLA	C1B-CHB	3.36	1.49	1.40
22	b	605	CLA	C1B-CHB	3.36	1.49	1.40
22	B	611	CLA	C3D-C2D	3.37	1.47	1.39

Continued on next page...

Continued from previous page...

Mol	Chain	Res	Type	Atoms	Z	Observed(Å)	Ideal(Å)
22	b	604	CLA	C1B-CHB	3.38	1.49	1.40
22	C	512	CLA	C3D-C2D	3.39	1.47	1.39
22	C	504	CLA	C3D-C2D	3.39	1.47	1.39
22	B	605	CLA	C1B-CHB	3.39	1.49	1.40
22	c	511	CLA	C3D-C2D	3.41	1.47	1.39
22	c	504	CLA	C3D-C2D	3.42	1.47	1.39
22	b	604	CLA	C3D-C2D	3.42	1.47	1.39
22	C	511	CLA	C3D-C2D	3.43	1.47	1.39
22	b	603	CLA	O2A-CGA	3.43	1.43	1.33
22	B	604	CLA	C3D-C2D	3.43	1.47	1.39
22	b	612	CLA	O2A-CGA	3.43	1.43	1.33
22	c	505	CLA	C1B-CHB	3.44	1.49	1.40
22	B	603	CLA	O2A-CGA	3.44	1.43	1.33
22	C	513	CLA	C3D-C2D	3.44	1.47	1.39
22	b	617	CLA	C3D-C2D	3.44	1.47	1.39
22	B	612	CLA	O2A-CGA	3.45	1.43	1.33
22	B	607	CLA	C1B-CHB	3.45	1.49	1.40
22	c	513	CLA	C3D-C2D	3.45	1.47	1.39
22	B	617	CLA	C3D-C2D	3.46	1.47	1.39
22	b	602	CLA	C4B-CHC	3.46	1.49	1.40
22	C	507	CLA	C1B-CHB	3.46	1.49	1.40
22	a	607	CLA	C1B-CHB	3.47	1.49	1.40
22	c	507	CLA	C1B-CHB	3.47	1.49	1.40
22	C	508	CLA	C1B-CHB	3.47	1.49	1.40
22	c	508	CLA	C1B-CHB	3.47	1.49	1.40
22	C	504	CLA	C1B-CHB	3.47	1.49	1.40
22	b	607	CLA	C1B-CHB	3.48	1.49	1.40
22	b	615	CLA	C1B-CHB	3.48	1.49	1.40
22	A	607	CLA	C1B-CHB	3.48	1.49	1.40
22	B	602	CLA	C4B-CHC	3.48	1.49	1.40
22	C	512	CLA	C1B-CHB	3.48	1.49	1.40
22	C	505	CLA	C1B-CHB	3.49	1.49	1.40
22	c	504	CLA	C1B-CHB	3.49	1.49	1.40
22	a	603	CLA	O2A-CGA	3.49	1.43	1.33
22	b	603	CLA	C3D-C2D	3.50	1.47	1.39
22	B	615	CLA	C1B-CHB	3.50	1.49	1.40
22	C	513	CLA	C1B-CHB	3.50	1.49	1.40
22	c	512	CLA	C1B-CHB	3.50	1.49	1.40
22	c	513	CLA	C1B-CHB	3.51	1.49	1.40
22	A	603	CLA	O2A-CGA	3.52	1.43	1.33
22	c	511	CLA	C1B-CHB	3.52	1.49	1.40
22	B	603	CLA	C3D-C2D	3.52	1.47	1.39

Continued on next page...

Continued from previous page...

Mol	Chain	Res	Type	Atoms	Z	Observed(Å)	Ideal(Å)
22	b	603	CLA	C1B-CHB	3.53	1.49	1.40
22	C	511	CLA	C1B-CHB	3.54	1.49	1.40
22	B	614	CLA	C1B-CHB	3.54	1.49	1.40
22	B	603	CLA	C1B-CHB	3.54	1.49	1.40
22	C	508	CLA	C3D-C2D	3.54	1.47	1.39
22	b	606	CLA	C1B-CHB	3.55	1.49	1.40
22	C	506	CLA	C1B-CHB	3.55	1.49	1.40
22	C	510	CLA	C1B-CHB	3.55	1.49	1.40
22	c	510	CLA	C1B-CHB	3.56	1.49	1.40
22	B	606	CLA	C1B-CHB	3.56	1.49	1.40
22	b	614	CLA	C1B-CHB	3.56	1.49	1.40
22	B	605	CLA	OBD-CAD	3.57	1.27	1.22
22	c	506	CLA	C1B-CHB	3.57	1.49	1.40
23	a	606	PHO	OBD-CAD	3.58	1.28	1.22
22	b	608	CLA	C1B-CHB	3.59	1.49	1.40
22	B	608	CLA	C1B-CHB	3.60	1.49	1.40
22	c	508	CLA	C3D-C2D	3.60	1.47	1.39
22	d	403	CLA	C1B-CHB	3.60	1.49	1.40
23	A	606	PHO	OBD-CAD	3.61	1.28	1.22
22	b	605	CLA	OBD-CAD	3.62	1.27	1.22
22	D	403	CLA	C1B-CHB	3.62	1.49	1.40
31	C	517	DGD	O2G-C1B	3.63	1.44	1.34
31	c	517	DGD	O2G-C1B	3.65	1.44	1.34
23	A	605	PHO	CHD-C1D	3.66	1.45	1.38
23	a	605	PHO	CHD-C1D	3.66	1.45	1.38
22	C	503	CLA	OBD-CAD	3.67	1.27	1.22
22	b	613	CLA	O2A-CGA	3.67	1.44	1.33
22	c	503	CLA	OBD-CAD	3.67	1.27	1.22
32	D	407	LHG	O7-C7	3.68	1.45	1.34
29	D	406	LMG	O8-C28	3.68	1.44	1.33
22	b	614	CLA	O2A-CGA	3.68	1.44	1.33
29	d	406	LMG	O8-C28	3.68	1.44	1.33
22	B	613	CLA	O2A-CGA	3.69	1.44	1.33
32	d	407	LHG	O7-C7	3.69	1.45	1.34
22	B	614	CLA	O2A-CGA	3.70	1.44	1.33
22	B	606	CLA	O2A-CGA	3.70	1.44	1.33
23	a	606	PHO	O2A-CGA	3.71	1.44	1.33
23	A	606	PHO	O2A-CGA	3.71	1.44	1.33
32	L	102	LHG	O7-C7	3.72	1.45	1.34
22	b	606	CLA	O2A-CGA	3.72	1.44	1.33
32	l	103	LHG	O7-C7	3.72	1.45	1.34
33	f	101	HEM	C3C-CAC	3.74	1.55	1.47

Continued on next page...

Continued from previous page...

Mol	Chain	Res	Type	Atoms	Z	Observed(Å)	Ideal(Å)
22	A	604	CLA	O2A-CGA	3.76	1.44	1.33
31	h	102	DGD	O2G-C1B	3.76	1.45	1.34
31	H	102	DGD	O2G-C1B	3.76	1.45	1.34
22	b	605	CLA	O2A-CGA	3.76	1.44	1.33
33	F	101	HEM	C3C-CAC	3.77	1.55	1.47
22	B	605	CLA	O2A-CGA	3.77	1.44	1.33
22	a	604	CLA	O2A-CGA	3.81	1.44	1.33
32	d	409	LHG	O7-C7	3.81	1.45	1.34
32	D	409	LHG	O7-C7	3.82	1.45	1.34
29	d	406	LMG	O7-C10	3.82	1.45	1.34
22	b	611	CLA	O2A-CGA	3.82	1.44	1.33
22	C	505	CLA	O2A-CGA	3.83	1.44	1.33
29	B	620	LMG	O7-C10	3.83	1.45	1.34
29	D	406	LMG	O7-C10	3.83	1.45	1.34
31	C	516	DGD	O2G-C1B	3.85	1.45	1.34
22	B	611	CLA	O2A-CGA	3.85	1.44	1.33
22	c	505	CLA	O2A-CGA	3.85	1.44	1.33
31	C	516	DGD	O1G-C1A	3.85	1.44	1.33
29	b	619	LMG	O7-C10	3.86	1.45	1.34
31	c	516	DGD	O2G-C1B	3.87	1.45	1.34
31	c	516	DGD	O1G-C1A	3.88	1.44	1.33
22	B	609	CLA	O2A-CGA	3.88	1.44	1.33
23	A	605	PHO	O2A-CGA	3.90	1.44	1.33
22	b	609	CLA	O2A-CGA	3.90	1.44	1.33
33	F	101	HEM	C3B-CAB	3.90	1.55	1.47
31	c	518	DGD	O1G-C1A	3.90	1.44	1.33
31	C	518	DGD	O1G-C1A	3.91	1.44	1.33
23	a	605	PHO	O2A-CGA	3.91	1.44	1.33
32	D	407	LHG	O8-C23	3.92	1.44	1.33
33	f	101	HEM	C3B-CAB	3.92	1.55	1.47
22	d	402	CLA	CHC-C1C	3.92	1.46	1.35
22	B	612	CLA	OBD-CAD	3.92	1.28	1.22
22	d	402	CLA	O2A-CGA	3.92	1.44	1.33
22	D	402	CLA	O2A-CGA	3.93	1.44	1.33
22	C	510	CLA	O2A-CGA	3.93	1.44	1.33
22	b	612	CLA	OBD-CAD	3.93	1.28	1.22
22	D	402	CLA	CHC-C1C	3.93	1.46	1.35
32	d	407	LHG	O8-C23	3.93	1.44	1.33
22	B	609	CLA	CHC-C1C	3.93	1.46	1.35
22	d	401	CLA	CHC-C1C	3.94	1.46	1.35
31	H	102	DGD	O1G-C1A	3.95	1.45	1.33
32	D	405	LHG	O8-C23	3.95	1.45	1.33

Continued on next page...

Continued from previous page...

Mol	Chain	Res	Type	Atoms	Z	Observed(Å)	Ideal(Å)
22	c	510	CLA	O2A-CGA	3.95	1.45	1.33
22	D	401	CLA	CHC-C1C	3.95	1.46	1.35
22	B	604	CLA	O2A-CGA	3.95	1.45	1.33
22	b	609	CLA	CHC-C1C	3.96	1.46	1.35
32	d	405	LHG	O8-C23	3.96	1.45	1.33
22	c	504	CLA	O2A-CGA	3.96	1.45	1.33
31	h	102	DGD	O1G-C1A	3.96	1.45	1.33
25	a	609	SQD	O48-C23	3.97	1.45	1.33
22	c	508	CLA	O2A-CGA	3.98	1.45	1.33
22	b	614	CLA	OBD-CAD	3.98	1.28	1.22
22	B	614	CLA	OBD-CAD	3.99	1.28	1.22
22	C	504	CLA	O2A-CGA	3.99	1.45	1.33
25	A	609	SQD	O48-C23	3.99	1.45	1.33
22	C	508	CLA	O2A-CGA	3.99	1.45	1.33
22	b	604	CLA	O2A-CGA	3.99	1.45	1.33
32	l	103	LHG	O8-C23	3.99	1.45	1.33
32	L	102	LHG	O8-C23	4.01	1.45	1.33
22	B	615	CLA	O2A-CGA	4.01	1.45	1.33
25	a	609	SQD	O47-C7	4.02	1.45	1.34
25	A	609	SQD	O47-C7	4.02	1.46	1.34
22	c	501	CLA	O2A-CGA	4.02	1.45	1.33
22	B	605	CLA	CHC-C1C	4.02	1.47	1.35
22	b	612	CLA	CHC-C1C	4.03	1.47	1.35
22	B	607	CLA	O2A-CGA	4.03	1.45	1.33
22	c	502	CLA	O2A-CGA	4.03	1.45	1.33
22	B	612	CLA	CHC-C1C	4.03	1.47	1.35
22	b	615	CLA	O2A-CGA	4.04	1.45	1.33
22	a	604	CLA	CHC-C1C	4.04	1.47	1.35
22	b	607	CLA	O2A-CGA	4.04	1.45	1.33
22	C	501	CLA	O2A-CGA	4.04	1.45	1.33
22	b	605	CLA	CHC-C1C	4.04	1.47	1.35
22	A	604	CLA	CHC-C1C	4.04	1.47	1.35
33	v	201	HEM	C3C-CAC	4.05	1.55	1.47
22	d	402	CLA	O2D-CGD	4.05	1.43	1.33
22	B	610	CLA	O2A-CGA	4.05	1.45	1.33
33	V	201	HEM	C3C-CAC	4.05	1.55	1.47
22	c	510	CLA	CHC-C1C	4.06	1.47	1.35
22	C	502	CLA	O2A-CGA	4.06	1.45	1.33
22	c	512	CLA	OBD-CAD	4.06	1.28	1.22
31	c	517	DGD	O1G-C1A	4.06	1.45	1.33
31	C	517	DGD	O1G-C1A	4.06	1.45	1.33
22	C	510	CLA	CHC-C1C	4.06	1.47	1.35

Continued on next page...

Continued from previous page...

Mol	Chain	Res	Type	Atoms	Z	Observed(Å)	Ideal(Å)
25	l	101	SQD	O48-C23	4.08	1.45	1.33
22	b	610	CLA	O2A-CGA	4.08	1.45	1.33
22	B	615	CLA	OBD-CAD	4.08	1.28	1.22
22	D	402	CLA	O2D-CGD	4.08	1.43	1.33
22	B	609	CLA	OBD-CAD	4.09	1.28	1.22
22	C	512	CLA	OBD-CAD	4.09	1.28	1.22
25	L	101	SQD	O48-C23	4.09	1.45	1.33
32	D	409	LHG	O8-C23	4.10	1.45	1.33
22	b	608	CLA	OBD-CAD	4.10	1.28	1.22
32	d	409	LHG	O8-C23	4.10	1.45	1.33
22	C	511	CLA	O2A-CGA	4.10	1.45	1.33
22	B	616	CLA	O2A-CGA	4.10	1.45	1.33
22	D	403	CLA	O2A-CGA	4.10	1.45	1.33
29	C	519	LMG	O7-C10	4.10	1.46	1.34
22	B	608	CLA	OBD-CAD	4.11	1.28	1.22
22	c	511	CLA	O2A-CGA	4.12	1.45	1.33
22	b	616	CLA	O2A-CGA	4.12	1.45	1.33
32	e	101	LHG	O7-C7	4.12	1.46	1.34
22	b	609	CLA	OBD-CAD	4.12	1.28	1.22
29	a	614	LMG	O7-C10	4.12	1.46	1.34
22	d	403	CLA	O2A-CGA	4.13	1.45	1.33
22	b	615	CLA	OBD-CAD	4.13	1.28	1.22
22	C	513	CLA	O2A-CGA	4.13	1.45	1.33
29	A	614	LMG	O7-C10	4.13	1.46	1.34
22	A	607	CLA	O2A-CGA	4.13	1.45	1.33
32	E	101	LHG	O7-C7	4.13	1.46	1.34
29	c	519	LMG	O7-C10	4.14	1.46	1.34
22	B	606	CLA	OBD-CAD	4.14	1.28	1.22
22	c	503	CLA	O2A-CGA	4.14	1.45	1.33
22	c	513	CLA	O2A-CGA	4.14	1.45	1.33
33	V	201	HEM	C3B-CAB	4.14	1.56	1.47
29	Z	101	LMG	O7-C10	4.15	1.46	1.34
25	B	601	SQD	O47-C7	4.16	1.46	1.34
22	C	503	CLA	O2A-CGA	4.16	1.45	1.33
25	b	601	SQD	O47-C7	4.16	1.46	1.34
22	a	607	CLA	O2A-CGA	4.16	1.45	1.33
29	z	101	LMG	O7-C10	4.17	1.46	1.34
22	b	606	CLA	OBD-CAD	4.18	1.28	1.22
33	v	201	HEM	C3B-CAB	4.18	1.56	1.47
22	A	607	CLA	O2D-CGD	4.18	1.43	1.33
22	C	512	CLA	O2A-CGA	4.18	1.45	1.33
22	B	604	CLA	CHC-C1C	4.18	1.47	1.35

Continued on next page...

Continued from previous page...

Mol	Chain	Res	Type	Atoms	Z	Observed(Å)	Ideal(Å)
22	a	607	CLA	O2D-CGD	4.19	1.43	1.33
22	d	401	CLA	O2A-CGA	4.19	1.45	1.33
29	a	614	LMG	O8-C28	4.20	1.45	1.33
22	c	507	CLA	O2A-CGA	4.20	1.45	1.33
29	A	614	LMG	O8-C28	4.20	1.45	1.33
22	C	507	CLA	O2A-CGA	4.20	1.45	1.33
22	c	504	CLA	CHC-C1C	4.21	1.47	1.35
22	B	617	CLA	O2A-CGA	4.22	1.45	1.33
22	B	613	CLA	OBD-CAD	4.22	1.28	1.22
22	c	509	CLA	O2A-CGA	4.22	1.45	1.33
22	C	504	CLA	CHC-C1C	4.22	1.47	1.35
22	c	512	CLA	O2A-CGA	4.22	1.45	1.33
29	C	519	LMG	O8-C28	4.22	1.45	1.33
22	D	403	CLA	OBD-CAD	4.23	1.28	1.22
22	b	604	CLA	CHC-C1C	4.23	1.47	1.35
22	b	617	CLA	O2A-CGA	4.23	1.45	1.33
22	C	509	CLA	O2A-CGA	4.23	1.45	1.33
25	L	101	SQD	O47-C7	4.24	1.46	1.34
29	c	519	LMG	O8-C28	4.24	1.45	1.33
22	b	608	CLA	CHC-C1C	4.24	1.47	1.35
22	D	401	CLA	O2A-CGA	4.24	1.45	1.33
22	B	611	CLA	OBD-CAD	4.25	1.28	1.22
22	B	616	CLA	OBD-CAD	4.25	1.28	1.22
22	b	613	CLA	OBD-CAD	4.26	1.28	1.22
22	d	403	CLA	OBD-CAD	4.26	1.28	1.22
25	l	101	SQD	O47-C7	4.26	1.46	1.34
22	c	508	CLA	OBD-CAD	4.26	1.28	1.22
22	c	506	CLA	OBD-CAD	4.27	1.28	1.22
22	b	611	CLA	OBD-CAD	4.27	1.28	1.22
22	b	603	CLA	O2D-CGD	4.27	1.44	1.33
22	C	505	CLA	OBD-CAD	4.27	1.28	1.22
25	b	621	SQD	O47-C7	4.28	1.46	1.34
22	B	608	CLA	CHC-C1C	4.28	1.47	1.35
23	A	605	PHO	CHC-C1C	4.29	1.47	1.38
22	B	605	CLA	O2D-CGD	4.29	1.44	1.33
22	C	506	CLA	O2A-CGA	4.29	1.46	1.33
22	b	605	CLA	O2D-CGD	4.29	1.44	1.33
22	c	509	CLA	CHC-C1C	4.29	1.47	1.35
22	B	603	CLA	O2D-CGD	4.29	1.44	1.33
22	C	508	CLA	OBD-CAD	4.30	1.28	1.22
25	l	102	SQD	O47-C7	4.30	1.46	1.34
22	C	509	CLA	CHC-C1C	4.30	1.47	1.35

Continued on next page...

Continued from previous page...

Mol	Chain	Res	Type	Atoms	Z	Observed(Å)	Ideal(Å)
22	C	511	CLA	CHC-C1C	4.30	1.47	1.35
22	C	507	CLA	OBD-CAD	4.30	1.28	1.22
22	b	616	CLA	OBD-CAD	4.30	1.28	1.22
22	B	610	CLA	OBD-CAD	4.30	1.28	1.22
29	c	520	LMG	O8-C28	4.31	1.46	1.33
22	C	506	CLA	OBD-CAD	4.31	1.28	1.22
22	a	603	CLA	CHC-C1C	4.31	1.47	1.35
22	A	603	CLA	CHC-C1C	4.32	1.47	1.35
22	c	506	CLA	O2A-CGA	4.32	1.46	1.33
22	B	610	CLA	CHC-C1C	4.32	1.47	1.35
22	c	511	CLA	CHC-C1C	4.32	1.47	1.35
22	b	616	CLA	CHC-C1C	4.32	1.47	1.35
22	c	507	CLA	OBD-CAD	4.33	1.28	1.22
22	C	502	CLA	OBD-CAD	4.33	1.28	1.22
22	C	501	CLA	OBD-CAD	4.33	1.28	1.22
22	c	505	CLA	OBD-CAD	4.33	1.28	1.22
22	B	616	CLA	CHC-C1C	4.34	1.48	1.35
22	B	617	CLA	CHC-C1C	4.34	1.48	1.35
22	b	610	CLA	CHC-C1C	4.34	1.48	1.35
29	C	520	LMG	O8-C28	4.34	1.46	1.33
23	a	605	PHO	CHC-C1C	4.34	1.47	1.38
31	d	410	DGD	O2G-C1B	4.34	1.46	1.34
22	B	610	CLA	O2D-CGD	4.34	1.44	1.33
22	b	612	CLA	O2D-CGD	4.35	1.44	1.33
22	B	612	CLA	O2D-CGD	4.35	1.44	1.33
22	c	504	CLA	OBD-CAD	4.36	1.28	1.22
22	c	501	CLA	OBD-CAD	4.36	1.28	1.22
22	b	610	CLA	O2D-CGD	4.36	1.44	1.33
25	d	411	SQD	O47-C7	4.36	1.46	1.34
22	b	617	CLA	CHC-C1C	4.36	1.48	1.35
31	D	410	DGD	O2G-C1B	4.36	1.46	1.34
25	D	411	SQD	O47-C7	4.36	1.47	1.34
22	b	610	CLA	OBD-CAD	4.36	1.28	1.22
22	B	615	CLA	CHC-C1C	4.36	1.48	1.35
22	b	602	CLA	OBD-CAD	4.37	1.28	1.22
23	A	606	PHO	CHD-C1D	4.37	1.47	1.38
22	b	615	CLA	CHC-C1C	4.37	1.48	1.35
23	a	606	PHO	CHD-C1D	4.38	1.47	1.38
22	B	602	CLA	OBD-CAD	4.38	1.28	1.22
22	B	614	CLA	O2D-CGD	4.38	1.44	1.33
25	b	621	SQD	O48-C23	4.39	1.46	1.33
22	D	403	CLA	CHC-C1C	4.39	1.48	1.35

Continued on next page...

Continued from previous page...

Mol	Chain	Res	Type	Atoms	Z	Observed(Å)	Ideal(Å)
22	A	604	CLA	OBD-CAD	4.39	1.28	1.22
22	c	502	CLA	OBD-CAD	4.39	1.28	1.22
29	c	520	LMG	O7-C10	4.40	1.47	1.34
29	C	520	LMG	O7-C10	4.40	1.47	1.34
22	b	614	CLA	O2D-CGD	4.40	1.44	1.33
22	C	508	CLA	CHC-C1C	4.40	1.48	1.35
22	b	614	CLA	CHC-C1C	4.40	1.48	1.35
22	c	508	CLA	CHC-C1C	4.40	1.48	1.35
22	a	607	CLA	CHC-C1C	4.41	1.48	1.35
25	l	102	SQD	O48-C23	4.41	1.46	1.33
22	C	504	CLA	OBD-CAD	4.41	1.28	1.22
22	b	611	CLA	CHC-C1C	4.42	1.48	1.35
22	b	611	CLA	O2D-CGD	4.42	1.44	1.33
23	A	605	PHO	O2D-CGD	4.42	1.44	1.33
22	c	505	CLA	CHC-C1C	4.42	1.48	1.35
22	B	611	CLA	O2D-CGD	4.42	1.44	1.33
22	d	403	CLA	CHC-C1C	4.43	1.48	1.35
22	B	611	CLA	CHC-C1C	4.43	1.48	1.35
22	B	614	CLA	CHC-C1C	4.43	1.48	1.35
22	A	607	CLA	CHC-C1C	4.44	1.48	1.35
32	E	101	LHG	O8-C23	4.44	1.46	1.33
23	a	605	PHO	O2D-CGD	4.44	1.44	1.33
22	B	607	CLA	CHC-C1C	4.44	1.48	1.35
25	B	601	SQD	O48-C23	4.45	1.46	1.33
22	C	505	CLA	CHC-C1C	4.45	1.48	1.35
22	C	501	CLA	O2D-CGD	4.45	1.44	1.33
22	c	501	CLA	O2D-CGD	4.46	1.44	1.33
22	a	604	CLA	OBD-CAD	4.46	1.28	1.22
32	e	101	LHG	O8-C23	4.46	1.46	1.33
25	b	601	SQD	O48-C23	4.46	1.46	1.33
31	d	410	DGD	O1G-C1A	4.46	1.46	1.33
22	b	607	CLA	CHC-C1C	4.47	1.48	1.35
22	B	607	CLA	OBD-CAD	4.47	1.28	1.22
22	C	506	CLA	CHC-C1C	4.47	1.48	1.35
22	c	506	CLA	CHC-C1C	4.48	1.48	1.35
25	d	411	SQD	O48-C23	4.48	1.46	1.33
31	D	410	DGD	O1G-C1A	4.48	1.46	1.33
22	d	401	CLA	O2D-CGD	4.49	1.44	1.33
22	b	606	CLA	CHC-C1C	4.49	1.48	1.35
22	C	513	CLA	OBD-CAD	4.49	1.28	1.22
22	B	606	CLA	CHC-C1C	4.50	1.48	1.35
22	a	604	CLA	O2D-CGD	4.50	1.44	1.33

Continued on next page...

Continued from previous page...

Mol	Chain	Res	Type	Atoms	Z	Observed(Å)	Ideal(Å)
22	c	507	CLA	CHC-C1C	4.50	1.48	1.35
22	c	501	CLA	CHC-C1C	4.50	1.48	1.35
22	b	607	CLA	OBD-CAD	4.51	1.28	1.22
22	C	501	CLA	CHC-C1C	4.51	1.48	1.35
22	C	507	CLA	CHC-C1C	4.51	1.48	1.35
22	d	403	CLA	O2D-CGD	4.51	1.44	1.33
22	B	602	CLA	CHC-C1C	4.52	1.48	1.35
29	B	620	LMG	O8-C28	4.52	1.46	1.33
25	D	411	SQD	O48-C23	4.52	1.46	1.33
22	c	513	CLA	OBD-CAD	4.53	1.28	1.22
22	D	403	CLA	O2D-CGD	4.53	1.44	1.33
22	C	511	CLA	OBD-CAD	4.53	1.28	1.22
22	c	511	CLA	OBD-CAD	4.53	1.28	1.22
22	D	401	CLA	O2D-CGD	4.54	1.44	1.33
22	C	504	CLA	O2D-CGD	4.54	1.44	1.33
22	A	604	CLA	O2D-CGD	4.54	1.44	1.33
22	b	603	CLA	OBD-CAD	4.54	1.28	1.22
22	c	504	CLA	O2D-CGD	4.54	1.44	1.33
29	b	619	LMG	O8-C28	4.54	1.46	1.33
22	B	603	CLA	OBD-CAD	4.54	1.28	1.22
22	B	604	CLA	OBD-CAD	4.55	1.28	1.22
22	b	602	CLA	CHC-C1C	4.55	1.48	1.35
22	C	503	CLA	CHC-C1C	4.56	1.48	1.35
22	c	503	CLA	CHC-C1C	4.56	1.48	1.35
22	C	513	CLA	CHC-C1C	4.56	1.48	1.35
22	c	513	CLA	CHC-C1C	4.57	1.48	1.35
22	C	512	CLA	CHC-C1C	4.57	1.48	1.35
22	b	615	CLA	O2D-CGD	4.58	1.44	1.33
22	d	401	CLA	OBD-CAD	4.59	1.29	1.22
22	c	512	CLA	CHC-C1C	4.59	1.48	1.35
22	B	615	CLA	O2D-CGD	4.59	1.44	1.33
22	b	608	CLA	O2D-CGD	4.59	1.44	1.33
22	B	608	CLA	O2D-CGD	4.59	1.44	1.33
22	c	503	CLA	O2D-CGD	4.60	1.44	1.33
22	A	603	CLA	OBD-CAD	4.60	1.29	1.22
22	C	503	CLA	O2D-CGD	4.60	1.44	1.33
22	D	401	CLA	OBD-CAD	4.60	1.29	1.22
22	b	604	CLA	OBD-CAD	4.60	1.29	1.22
23	a	606	PHO	CHC-C1C	4.61	1.47	1.38
22	b	613	CLA	O2D-CGD	4.61	1.44	1.33
22	c	502	CLA	CHC-C1C	4.61	1.48	1.35
22	b	617	CLA	OBD-CAD	4.62	1.29	1.22

Continued on next page...

Continued from previous page...

Mol	Chain	Res	Type	Atoms	Z	Observed(Å)	Ideal(Å)
23	A	606	PHO	CHC-C1C	4.62	1.47	1.38
22	C	502	CLA	CHC-C1C	4.62	1.48	1.35
22	b	613	CLA	CHC-C1C	4.62	1.48	1.35
22	B	612	CLA	C3B-C2B	4.62	1.46	1.40
22	B	613	CLA	O2D-CGD	4.62	1.44	1.33
22	B	617	CLA	OBD-CAD	4.63	1.29	1.22
22	B	613	CLA	CHC-C1C	4.63	1.48	1.35
22	D	402	CLA	OBD-CAD	4.64	1.29	1.22
22	a	603	CLA	OBD-CAD	4.66	1.29	1.22
22	b	604	CLA	O2D-CGD	4.66	1.45	1.33
22	b	616	CLA	O2D-CGD	4.66	1.45	1.33
22	b	612	CLA	C3B-C2B	4.67	1.46	1.40
22	b	612	CLA	C3C-C2C	4.67	1.46	1.36
22	b	617	CLA	O2D-CGD	4.67	1.45	1.33
22	a	603	CLA	O2D-CGD	4.67	1.45	1.33
22	A	603	CLA	O2D-CGD	4.68	1.45	1.33
22	d	402	CLA	OBD-CAD	4.68	1.29	1.22
22	B	612	CLA	C3C-C2C	4.68	1.46	1.36
22	B	617	CLA	O2D-CGD	4.68	1.45	1.33
22	B	604	CLA	O2D-CGD	4.68	1.45	1.33
22	B	603	CLA	CHC-C1C	4.68	1.49	1.35
22	b	606	CLA	C3B-C2B	4.68	1.46	1.40
22	b	606	CLA	O2D-CGD	4.69	1.45	1.33
22	B	616	CLA	O2D-CGD	4.69	1.45	1.33
22	B	606	CLA	O2D-CGD	4.69	1.45	1.33
22	C	510	CLA	O2D-CGD	4.71	1.45	1.33
22	b	603	CLA	CHC-C1C	4.71	1.49	1.35
22	c	510	CLA	O2D-CGD	4.72	1.45	1.33
22	B	606	CLA	C3B-C2B	4.72	1.46	1.40
22	B	604	CLA	C3C-C2C	4.72	1.46	1.36
22	b	604	CLA	C3C-C2C	4.72	1.46	1.36
22	C	510	CLA	OBD-CAD	4.73	1.29	1.22
22	b	615	CLA	C3B-C2B	4.73	1.46	1.40
22	a	604	CLA	C3C-C2C	4.73	1.46	1.36
22	B	602	CLA	O2A-CGA	4.74	1.47	1.33
22	b	602	CLA	O2A-CGA	4.74	1.47	1.33
22	b	607	CLA	O2D-CGD	4.76	1.45	1.33
22	C	505	CLA	O2D-CGD	4.76	1.45	1.33
23	a	606	PHO	O2D-CGD	4.76	1.45	1.33
22	A	604	CLA	C3C-C2C	4.77	1.47	1.36
23	A	606	PHO	O2D-CGD	4.77	1.45	1.33
22	c	510	CLA	OBD-CAD	4.77	1.29	1.22

Continued on next page...

Continued from previous page...

Mol	Chain	Res	Type	Atoms	Z	Observed(Å)	Ideal(Å)
22	c	502	CLA	O2D-CGD	4.77	1.45	1.33
22	B	615	CLA	C3B-C2B	4.78	1.46	1.40
22	a	607	CLA	OBD-CAD	4.78	1.29	1.22
22	c	505	CLA	O2D-CGD	4.79	1.45	1.33
22	B	607	CLA	O2D-CGD	4.79	1.45	1.33
22	B	613	CLA	C3C-C2C	4.80	1.47	1.36
22	C	502	CLA	O2D-CGD	4.81	1.45	1.33
22	b	613	CLA	C3C-C2C	4.81	1.47	1.36
22	A	607	CLA	OBD-CAD	4.82	1.29	1.22
22	b	609	CLA	O2D-CGD	4.84	1.45	1.33
22	c	512	CLA	O2D-CGD	4.84	1.45	1.33
22	C	502	CLA	C3C-C2C	4.85	1.47	1.36
22	C	512	CLA	O2D-CGD	4.85	1.45	1.33
22	b	605	CLA	C3C-C2C	4.85	1.47	1.36
22	B	609	CLA	O2D-CGD	4.85	1.45	1.33
22	B	615	CLA	C3C-C2C	4.86	1.47	1.36
23	A	606	PHO	C3C-C2C	4.86	1.47	1.36
22	c	509	CLA	OBD-CAD	4.86	1.29	1.22
22	B	605	CLA	C3B-C2B	4.86	1.46	1.40
22	C	507	CLA	O2D-CGD	4.86	1.45	1.33
22	c	502	CLA	C3C-C2C	4.87	1.47	1.36
22	C	509	CLA	OBD-CAD	4.87	1.29	1.22
22	D	401	CLA	C3C-C2C	4.87	1.47	1.36
22	b	615	CLA	C3C-C2C	4.87	1.47	1.36
22	d	401	CLA	C3C-C2C	4.88	1.47	1.36
23	a	606	PHO	C3C-C2C	4.88	1.47	1.36
22	C	508	CLA	O2D-CGD	4.88	1.45	1.33
22	c	504	CLA	C3C-C2C	4.88	1.47	1.36
22	B	605	CLA	C3C-C2C	4.89	1.47	1.36
22	c	501	CLA	C3C-C2C	4.89	1.47	1.36
22	D	402	CLA	C3C-C2C	4.90	1.47	1.36
22	d	402	CLA	C3C-C2C	4.91	1.47	1.36
22	c	508	CLA	O2D-CGD	4.91	1.45	1.33
22	C	506	CLA	O2D-CGD	4.91	1.45	1.33
22	c	511	CLA	O2D-CGD	4.91	1.45	1.33
22	c	507	CLA	O2D-CGD	4.92	1.45	1.33
22	B	617	CLA	C3C-C2C	4.92	1.47	1.36
22	b	605	CLA	C3B-C2B	4.92	1.46	1.40
22	C	504	CLA	C3C-C2C	4.93	1.47	1.36
22	C	511	CLA	O2D-CGD	4.93	1.45	1.33
22	B	610	CLA	C3C-C2C	4.93	1.47	1.36
22	b	610	CLA	C3C-C2C	4.93	1.47	1.36

Continued on next page...

Continued from previous page...

Mol	Chain	Res	Type	Atoms	Z	Observed(Å)	Ideal(Å)
22	C	501	CLA	C3C-C2C	4.93	1.47	1.36
22	C	509	CLA	O2D-CGD	4.93	1.45	1.33
22	c	506	CLA	O2D-CGD	4.93	1.45	1.33
22	c	502	CLA	C3B-C2B	4.94	1.46	1.40
22	B	614	CLA	C3C-C2C	4.94	1.47	1.36
22	C	509	CLA	C3C-C2C	4.94	1.47	1.36
22	c	513	CLA	O2D-CGD	4.95	1.45	1.33
33	v	201	HEM	C3D-C2D	4.95	1.52	1.37
22	c	509	CLA	O2D-CGD	4.95	1.45	1.33
22	b	617	CLA	C3C-C2C	4.95	1.47	1.36
22	b	610	CLA	C3B-C2B	4.96	1.46	1.40
22	C	502	CLA	C3B-C2B	4.96	1.46	1.40
22	C	513	CLA	O2D-CGD	4.97	1.45	1.33
22	c	509	CLA	C3C-C2C	4.97	1.47	1.36
22	b	614	CLA	C3C-C2C	4.98	1.47	1.36
22	b	608	CLA	C3C-C2C	4.98	1.47	1.36
33	V	201	HEM	C3D-C2D	4.98	1.52	1.37
23	A	605	PHO	C3C-C2C	4.98	1.47	1.36
22	c	511	CLA	C3C-C2C	4.99	1.47	1.36
23	a	605	PHO	C3C-C2C	4.99	1.47	1.36
22	B	608	CLA	C3C-C2C	5.00	1.47	1.36
22	c	506	CLA	C3C-C2C	5.01	1.47	1.36
22	B	611	CLA	C3B-C2B	5.02	1.47	1.40
22	C	511	CLA	C3C-C2C	5.03	1.47	1.36
22	B	610	CLA	C3B-C2B	5.03	1.47	1.40
22	a	607	CLA	C3C-C2C	5.03	1.47	1.36
22	a	604	CLA	C3B-C2B	5.03	1.47	1.40
22	C	506	CLA	C3C-C2C	5.04	1.47	1.36
22	C	510	CLA	C3C-C2C	5.04	1.47	1.36
22	c	510	CLA	C3C-C2C	5.04	1.47	1.36
22	B	609	CLA	C3C-C2C	5.04	1.47	1.36
22	B	616	CLA	C3B-C2B	5.05	1.47	1.40
22	b	609	CLA	C3C-C2C	5.05	1.47	1.36
22	b	611	CLA	C3B-C2B	5.06	1.47	1.40
22	A	607	CLA	C3C-C2C	5.06	1.47	1.36
22	D	402	CLA	C3B-C2B	5.06	1.47	1.40
22	b	616	CLA	C3B-C2B	5.06	1.47	1.40
23	a	606	PHO	CHB-C1B	5.07	1.48	1.38
22	d	402	CLA	C3B-C2B	5.07	1.47	1.40
23	A	606	PHO	CHB-C1B	5.07	1.48	1.38
22	b	602	CLA	O2D-CGD	5.07	1.46	1.33
22	B	602	CLA	O2D-CGD	5.08	1.46	1.33

Continued on next page...

Continued from previous page...

Mol	Chain	Res	Type	Atoms	Z	Observed(Å)	Ideal(Å)
22	D	403	CLA	C3C-C2C	5.09	1.47	1.36
22	C	505	CLA	C3C-C2C	5.09	1.47	1.36
22	c	505	CLA	C3C-C2C	5.09	1.47	1.36
22	d	403	CLA	C3C-C2C	5.09	1.47	1.36
22	A	604	CLA	C3B-C2B	5.09	1.47	1.40
22	C	509	CLA	C3B-C2B	5.11	1.47	1.40
22	b	611	CLA	C3C-C2C	5.12	1.47	1.36
22	b	606	CLA	C3C-C2C	5.13	1.47	1.36
22	B	614	CLA	C3B-C2B	5.14	1.47	1.40
22	b	607	CLA	C3C-C2C	5.14	1.47	1.36
22	a	603	CLA	C3C-C2C	5.14	1.47	1.36
22	B	611	CLA	C3C-C2C	5.15	1.47	1.36
22	b	614	CLA	C3B-C2B	5.16	1.47	1.40
22	c	511	CLA	C3B-C2B	5.16	1.47	1.40
22	B	606	CLA	C3C-C2C	5.17	1.47	1.36
22	B	607	CLA	C3C-C2C	5.17	1.47	1.36
22	C	511	CLA	C3B-C2B	5.19	1.47	1.40
22	B	602	CLA	C3C-C2C	5.20	1.47	1.36
22	C	507	CLA	C3C-C2C	5.20	1.47	1.36
22	A	603	CLA	C3C-C2C	5.21	1.47	1.36
22	b	602	CLA	C3C-C2C	5.21	1.47	1.36
22	c	509	CLA	C3B-C2B	5.23	1.47	1.40
22	B	616	CLA	C3C-C2C	5.23	1.47	1.36
22	c	507	CLA	C3C-C2C	5.23	1.48	1.36
22	b	616	CLA	C3C-C2C	5.23	1.48	1.36
22	b	602	CLA	C3B-C2B	5.24	1.47	1.40
22	B	608	CLA	C3B-C2B	5.24	1.47	1.40
22	b	608	CLA	C3B-C2B	5.25	1.47	1.40
22	c	503	CLA	C3C-C2C	5.26	1.48	1.36
22	C	510	CLA	C3B-C2B	5.26	1.47	1.40
33	f	101	HEM	C3D-C2D	5.27	1.53	1.37
22	B	602	CLA	C3B-C2B	5.27	1.47	1.40
33	F	101	HEM	C3D-C2D	5.28	1.53	1.37
22	b	604	CLA	C3B-C2B	5.28	1.47	1.40
22	c	510	CLA	C3B-C2B	5.29	1.47	1.40
22	B	604	CLA	C3B-C2B	5.29	1.47	1.40
22	B	609	CLA	C3B-C2B	5.29	1.47	1.40
23	a	605	PHO	CHB-C1B	5.30	1.49	1.38
23	A	605	PHO	CHB-C1B	5.31	1.49	1.38
22	C	503	CLA	C3C-C2C	5.31	1.48	1.36
22	b	609	CLA	C3B-C2B	5.31	1.47	1.40
22	C	506	CLA	C3B-C2B	5.32	1.47	1.40

Continued on next page...

Continued from previous page...

Mol	Chain	Res	Type	Atoms	Z	Observed(Å)	Ideal(Å)
22	c	506	CLA	C3B-C2B	5.32	1.47	1.40
22	a	603	CLA	C3B-C2B	5.33	1.47	1.40
22	A	603	CLA	C3B-C2B	5.34	1.47	1.40
22	c	513	CLA	C3C-C2C	5.34	1.48	1.36
22	b	607	CLA	C3B-C2B	5.35	1.47	1.40
22	C	512	CLA	C3C-C2C	5.36	1.48	1.36
22	a	607	CLA	C3B-C2B	5.37	1.47	1.40
22	B	603	CLA	C3C-C2C	5.38	1.48	1.36
22	C	513	CLA	C3C-C2C	5.38	1.48	1.36
22	c	512	CLA	C3C-C2C	5.38	1.48	1.36
22	A	607	CLA	C3B-C2B	5.39	1.47	1.40
22	B	607	CLA	C3B-C2B	5.39	1.47	1.40
22	d	401	CLA	C3B-C2B	5.41	1.47	1.40
22	b	603	CLA	C3C-C2C	5.42	1.48	1.36
22	C	508	CLA	C3C-C2C	5.42	1.48	1.36
22	b	613	CLA	C3B-C2B	5.43	1.47	1.40
22	d	403	CLA	C3B-C2B	5.45	1.47	1.40
22	D	401	CLA	C3B-C2B	5.45	1.47	1.40
22	C	505	CLA	C3B-C2B	5.45	1.47	1.40
22	c	508	CLA	C3C-C2C	5.46	1.48	1.36
22	B	613	CLA	C3B-C2B	5.48	1.47	1.40
22	c	505	CLA	C3B-C2B	5.49	1.47	1.40
22	D	403	CLA	C3B-C2B	5.49	1.47	1.40
22	C	504	CLA	C3B-C2B	5.51	1.47	1.40
22	c	504	CLA	C3B-C2B	5.55	1.47	1.40
22	C	512	CLA	C3B-C2B	5.57	1.47	1.40
22	c	512	CLA	C3B-C2B	5.62	1.47	1.40
23	a	605	PHO	C3B-C2B	5.63	1.47	1.37
22	C	501	CLA	C3B-C2B	5.64	1.47	1.40
22	c	501	CLA	C3B-C2B	5.64	1.47	1.40
23	A	605	PHO	C3B-C2B	5.65	1.47	1.37
22	C	508	CLA	C3B-C2B	5.78	1.48	1.40
22	C	503	CLA	C3B-C2B	5.80	1.48	1.40
22	c	503	CLA	C3B-C2B	5.80	1.48	1.40
22	B	617	CLA	C3B-C2B	5.82	1.48	1.40
22	c	508	CLA	C3B-C2B	5.84	1.48	1.40
22	b	617	CLA	C3B-C2B	5.89	1.48	1.40
22	B	603	CLA	C3B-C2B	5.94	1.48	1.40
23	a	606	PHO	C3B-C2B	5.95	1.48	1.37
22	b	603	CLA	C3B-C2B	5.95	1.48	1.40
23	A	606	PHO	C3B-C2B	5.96	1.48	1.37
22	C	513	CLA	C3B-C2B	6.09	1.48	1.40

Continued on next page...

Continued from previous page...

Mol	Chain	Res	Type	Atoms	Z	Observed(Å)	Ideal(Å)
22	c	513	CLA	C3B-C2B	6.11	1.48	1.40
22	c	507	CLA	C3B-C2B	6.36	1.48	1.40
22	C	507	CLA	C3B-C2B	6.37	1.48	1.40

All (2302) bond angle outliers are listed below:

Mol	Chain	Res	Type	Atoms	Z	Observed(°)	Ideal(°)
24	T	102	BCR	C36-C18-C17	-10.60	108.08	122.92
24	t	101	BCR	C36-C18-C17	-10.59	108.09	122.92
24	a	608	BCR	C37-C22-C21	-9.76	109.26	122.92
24	A	608	BCR	C37-C22-C21	-9.72	109.31	122.92
24	D	404	BCR	C30-C25-C26	-9.10	109.80	122.59
24	d	404	BCR	C30-C25-C26	-9.09	109.82	122.59
24	B	619	BCR	C36-C18-C19	-8.70	104.24	118.10
24	b	618	BCR	C36-C18-C19	-8.69	104.25	118.10
24	B	618	BCR	C36-C18-C17	-8.69	110.75	122.92
24	T	101	BCR	C36-C18-C17	-8.68	110.77	122.92
24	k	101	BCR	C33-C5-C4	-8.54	97.25	113.45
24	K	101	BCR	C33-C5-C4	-8.53	97.27	113.45
22	D	402	CLA	C1C-NC-C4C	-8.32	102.27	107.06
22	d	402	CLA	C1C-NC-C4C	-8.29	102.29	107.06
24	A	608	BCR	C36-C18-C17	-8.24	111.38	122.92
24	a	608	BCR	C36-C18-C17	-8.21	111.43	122.92
22	B	605	CLA	C1C-NC-C4C	-8.04	102.43	107.06
22	b	605	CLA	C1C-NC-C4C	-7.96	102.48	107.06
24	a	608	BCR	C35-C13-C14	-7.83	111.95	122.92
24	A	608	BCR	C35-C13-C14	-7.83	111.95	122.92
22	b	612	CLA	C1C-NC-C4C	-7.81	102.56	107.06
22	B	612	CLA	C1C-NC-C4C	-7.80	102.57	107.06
24	T	101	BCR	C35-C13-C12	-7.62	105.96	118.10
24	B	618	BCR	C35-C13-C12	-7.60	105.99	118.10
24	H	101	BCR	C37-C22-C21	-7.51	112.40	122.92
24	h	101	BCR	C37-C22-C21	-7.46	112.47	122.92
24	C	514	BCR	C38-C26-C27	-7.45	99.32	113.45
22	d	401	CLA	C1C-NC-C4C	-7.44	102.77	107.06
24	c	514	BCR	C38-C26-C27	-7.42	99.37	113.45
22	D	401	CLA	C1C-NC-C4C	-7.41	102.79	107.06
22	a	604	CLA	C1C-NC-C4C	-7.35	102.83	107.06
22	A	604	CLA	C1C-NC-C4C	-7.30	102.86	107.06
22	B	609	CLA	C1C-NC-C4C	-7.25	102.89	107.06
24	B	618	BCR	C36-C18-C19	-7.25	106.56	118.10
24	K	101	BCR	C37-C22-C21	-7.24	112.78	122.92

Continued on next page...

Continued from previous page...

Mol	Chain	Res	Type	Atoms	Z	Observed(°)	Ideal(°)
24	T	101	BCR	C36-C18-C19	-7.24	106.57	118.10
24	b	618	BCR	C30-C25-C26	-7.23	112.43	122.59
24	B	619	BCR	C30-C25-C26	-7.23	112.43	122.59
24	k	101	BCR	C37-C22-C21	-7.19	112.85	122.92
22	b	609	CLA	C1C-NC-C4C	-7.14	102.95	107.06
24	B	622	BCR	C36-C18-C17	-7.12	112.95	122.92
24	b	622	BCR	C36-C18-C17	-7.12	112.95	122.92
24	a	608	BCR	C38-C26-C27	-6.85	100.45	113.45
24	A	608	BCR	C38-C26-C27	-6.83	100.48	113.45
24	c	514	BCR	C36-C18-C17	-6.83	113.36	122.92
24	C	514	BCR	C36-C18-C17	-6.81	113.38	122.92
24	H	101	BCR	C36-C18-C19	-6.79	107.29	118.10
24	h	101	BCR	C36-C18-C19	-6.78	107.29	118.10
24	K	101	BCR	C36-C18-C19	-6.78	107.29	118.10
24	k	101	BCR	C36-C18-C19	-6.71	107.41	118.10
22	b	617	CLA	C1C-NC-C4C	-6.62	103.25	107.06
24	B	618	BCR	C34-C9-C10	-6.59	113.69	122.92
24	k	102	BCR	C36-C18-C19	-6.58	107.62	118.10
24	T	101	BCR	C34-C9-C10	-6.57	113.71	122.92
22	b	604	CLA	C1C-NC-C4C	-6.55	103.29	107.06
24	K	102	BCR	C36-C18-C19	-6.54	107.68	118.10
22	B	617	CLA	C1C-NC-C4C	-6.50	103.31	107.06
24	K	102	BCR	C37-C22-C21	-6.49	113.83	122.92
24	k	102	BCR	C37-C22-C21	-6.48	113.85	122.92
22	B	610	CLA	C1C-NC-C4C	-6.44	103.35	107.06
22	B	604	CLA	C1C-NC-C4C	-6.43	103.36	107.06
22	B	606	CLA	C1C-NC-C4C	-6.40	103.38	107.06
22	b	606	CLA	C1C-NC-C4C	-6.35	103.40	107.06
22	b	610	CLA	C1C-NC-C4C	-6.29	103.44	107.06
22	B	613	CLA	C1C-NC-C4C	-6.26	103.45	107.06
22	a	603	CLA	C1C-NC-C4C	-6.25	103.46	107.06
33	F	101	HEM	CBD-CAD-C3D	-6.24	100.56	112.47
22	b	613	CLA	C1C-NC-C4C	-6.24	103.47	107.06
33	f	101	HEM	CBD-CAD-C3D	-6.22	100.60	112.47
22	A	603	CLA	C1C-NC-C4C	-6.21	103.48	107.06
24	k	101	BCR	C36-C18-C17	-6.20	114.24	122.92
24	K	101	BCR	C36-C18-C17	-6.16	114.29	122.92
22	C	506	CLA	C1C-NC-C4C	-5.97	103.62	107.06
22	c	510	CLA	C1C-NC-C4C	-5.96	103.63	107.06
24	H	101	BCR	C34-C9-C10	-5.96	114.58	122.92
22	c	506	CLA	C1C-NC-C4C	-5.95	103.63	107.06
24	K	102	BCR	C36-C18-C17	-5.95	114.59	122.92

Continued on next page...

Continued from previous page...

Mol	Chain	Res	Type	Atoms	Z	Observed(°)	Ideal(°)
24	h	101	BCR	C34-C9-C10	-5.93	114.62	122.92
22	C	510	CLA	C1C-NC-C4C	-5.91	103.65	107.06
24	k	102	BCR	C36-C18-C17	-5.91	114.65	122.92
24	b	618	BCR	C38-C26-C27	-5.86	102.34	113.45
22	a	607	CLA	C1C-NC-C4C	-5.86	103.69	107.06
24	H	101	BCR	C30-C25-C26	-5.85	114.37	122.59
24	B	619	BCR	C37-C22-C21	-5.85	114.73	122.92
24	B	619	BCR	C38-C26-C27	-5.85	102.35	113.45
24	b	618	BCR	C37-C22-C21	-5.84	114.74	122.92
24	b	618	BCR	C36-C18-C17	-5.83	114.75	122.92
22	C	505	CLA	C1C-NC-C4C	-5.82	103.71	107.06
24	B	619	BCR	C36-C18-C17	-5.82	114.77	122.92
22	c	505	CLA	C1C-NC-C4C	-5.82	103.71	107.06
22	A	607	CLA	C1C-NC-C4C	-5.82	103.71	107.06
24	h	101	BCR	C33-C5-C4	-5.82	102.42	113.45
22	C	509	CLA	C1C-NC-C4C	-5.81	103.71	107.06
22	c	509	CLA	C1C-NC-C4C	-5.81	103.71	107.06
24	h	101	BCR	C30-C25-C26	-5.81	114.43	122.59
24	H	101	BCR	C33-C5-C4	-5.80	102.44	113.45
24	B	619	BCR	C35-C13-C14	-5.80	114.80	122.92
22	b	614	CLA	C1C-NC-C4C	-5.79	103.73	107.06
24	b	618	BCR	C35-C13-C14	-5.79	114.82	122.92
22	B	614	CLA	C1C-NC-C4C	-5.74	103.75	107.06
24	k	101	BCR	C30-C25-C26	-5.70	114.57	122.59
24	K	101	BCR	C30-C25-C26	-5.69	114.59	122.59
22	c	502	CLA	C1C-NC-C4C	-5.69	103.78	107.06
22	C	502	CLA	C1C-NC-C4C	-5.65	103.80	107.06
22	B	616	CLA	C1C-NC-C4C	-5.63	103.82	107.06
24	B	618	BCR	C38-C26-C27	-5.61	102.81	113.45
24	T	101	BCR	C38-C26-C27	-5.58	102.86	113.45
22	b	616	CLA	C1C-NC-C4C	-5.57	103.85	107.06
22	b	615	CLA	C1C-NC-C4C	-5.49	103.90	107.06
22	B	615	CLA	C1C-NC-C4C	-5.48	103.90	107.06
24	D	404	BCR	C36-C18-C17	-5.42	115.33	122.92
24	t	101	BCR	C33-C5-C4	-5.41	103.19	113.45
24	d	404	BCR	C36-C18-C17	-5.40	115.36	122.92
24	T	102	BCR	C33-C5-C4	-5.39	103.22	113.45
22	B	608	CLA	C1C-NC-C4C	-5.31	104.00	107.06
24	a	608	BCR	C30-C25-C26	-5.31	115.13	122.59
24	A	608	BCR	C30-C25-C26	-5.31	115.13	122.59
22	b	607	CLA	C1C-NC-C4C	-5.27	104.02	107.06
24	C	515	BCR	C37-C22-C21	-5.27	115.54	122.92

Continued on next page...

Continued from previous page...

Mol	Chain	Res	Type	Atoms	Z	Observed(°)	Ideal(°)
22	c	511	CLA	C1C-NC-C4C	-5.26	104.03	107.06
22	B	607	CLA	C1C-NC-C4C	-5.25	104.03	107.06
24	K	102	BCR	C35-C13-C14	-5.24	115.59	122.92
22	C	511	CLA	C1C-NC-C4C	-5.23	104.05	107.06
24	k	102	BCR	C35-C13-C14	-5.22	115.61	122.92
24	H	101	BCR	C35-C13-C12	-5.21	109.81	118.10
24	h	101	BCR	C35-C13-C12	-5.20	109.82	118.10
22	b	608	CLA	C1C-NC-C4C	-5.20	104.07	107.06
24	t	101	BCR	C37-C22-C23	-5.19	109.83	118.10
24	c	515	BCR	C37-C22-C21	-5.18	115.67	122.92
24	C	515	BCR	C35-C13-C12	-5.16	109.88	118.10
24	D	404	BCR	C34-C9-C10	-5.16	115.70	122.92
22	c	501	CLA	C1C-NC-C4C	-5.15	104.09	107.06
24	c	515	BCR	C35-C13-C12	-5.15	109.90	118.10
24	T	102	BCR	C37-C22-C23	-5.14	109.90	118.10
24	d	404	BCR	C34-C9-C10	-5.14	115.72	122.92
22	b	611	CLA	C1C-NC-C4C	-5.14	104.10	107.06
24	k	101	BCR	C34-C9-C10	-5.13	115.74	122.92
22	C	501	CLA	C1C-NC-C4C	-5.12	104.11	107.06
22	B	611	CLA	C1C-NC-C4C	-5.12	104.11	107.06
24	K	101	BCR	C34-C9-C10	-5.12	115.75	122.92
24	d	404	BCR	C39-C30-C29	-5.10	88.70	108.80
24	D	404	BCR	C39-C30-C29	-5.09	88.71	108.80
33	V	201	HEM	CBD-CAD-C3D	-5.04	102.86	112.47
33	v	201	HEM	CBD-CAD-C3D	-5.03	102.87	112.47
23	a	605	PHO	C3D-C2D-C1D	-5.02	98.37	105.82
24	c	514	BCR	C33-C5-C4	-5.00	103.97	113.45
24	C	514	BCR	C33-C5-C4	-4.99	103.99	113.45
23	A	605	PHO	C3D-C2D-C1D	-4.98	98.43	105.82
24	c	515	BCR	C38-C26-C27	-4.96	104.03	113.45
24	C	515	BCR	C38-C26-C27	-4.96	104.04	113.45
24	C	515	BCR	C36-C18-C19	-4.96	110.20	118.10
24	k	101	BCR	C35-C13-C14	-4.94	116.00	122.92
24	K	101	BCR	C35-C13-C14	-4.94	116.01	122.92
24	c	515	BCR	C36-C18-C19	-4.93	110.25	118.10
24	c	515	BCR	C36-C18-C17	-4.90	116.06	122.92
22	d	402	CLA	C1C-C2C-C3C	-4.89	101.49	106.92
22	D	402	CLA	C1C-C2C-C3C	-4.89	101.49	106.92
24	B	622	BCR	C33-C5-C4	-4.89	104.18	113.45
24	b	622	BCR	C33-C5-C4	-4.88	104.19	113.45
24	B	622	BCR	C38-C26-C27	-4.88	104.20	113.45
24	C	515	BCR	C36-C18-C17	-4.86	116.12	122.92

Continued on next page...

Continued from previous page...

Mol	Chain	Res	Type	Atoms	Z	Observed(°)	Ideal(°)
24	b	622	BCR	C38-C26-C27	-4.86	104.24	113.45
22	c	503	CLA	C1C-NC-C4C	-4.83	104.28	107.06
22	C	503	CLA	C1C-NC-C4C	-4.81	104.29	107.06
23	A	606	PHO	C3D-C2D-C1D	-4.79	98.71	105.82
22	c	504	CLA	C1C-NC-C4C	-4.79	104.30	107.06
23	a	606	PHO	C3D-C2D-C1D	-4.76	98.76	105.82
24	a	608	BCR	C36-C18-C19	-4.74	110.54	118.10
24	A	608	BCR	C36-C18-C19	-4.74	110.55	118.10
22	C	504	CLA	C1C-NC-C4C	-4.73	104.34	107.06
22	C	507	CLA	C1C-NC-C4C	-4.68	104.36	107.06
24	B	619	BCR	C33-C5-C4	-4.68	104.58	113.45
24	b	618	BCR	C33-C5-C4	-4.65	104.62	113.45
22	c	507	CLA	C1C-NC-C4C	-4.65	104.38	107.06
24	k	102	BCR	C35-C13-C12	-4.64	110.70	118.10
24	K	102	BCR	C35-C13-C12	-4.64	110.71	118.10
22	A	604	CLA	C1C-C2C-C3C	-4.64	101.78	106.92
24	D	404	BCR	C33-C5-C4	-4.62	104.68	113.45
22	a	604	CLA	C1C-C2C-C3C	-4.61	101.81	106.92
22	c	508	CLA	C1C-NC-C4C	-4.60	104.41	107.06
24	C	515	BCR	C35-C13-C14	-4.59	116.50	122.92
24	c	515	BCR	C35-C13-C14	-4.58	116.51	122.92
24	d	404	BCR	C33-C5-C4	-4.57	104.78	113.45
24	c	514	BCR	C35-C13-C12	-4.56	110.83	118.10
24	C	514	BCR	C35-C13-C12	-4.56	110.84	118.10
22	C	508	CLA	C1C-NC-C4C	-4.54	104.44	107.06
22	b	602	CLA	C1C-NC-C4C	-4.53	104.45	107.06
24	T	102	BCR	C34-C9-C8	-4.48	110.96	118.10
24	t	101	BCR	C34-C9-C8	-4.47	110.98	118.10
24	d	404	BCR	C35-C13-C12	-4.45	111.02	118.10
24	b	622	BCR	C35-C13-C14	-4.44	116.70	122.92
22	B	603	CLA	C1C-NC-C4C	-4.44	104.50	107.06
24	D	404	BCR	C35-C13-C12	-4.43	111.03	118.10
24	B	622	BCR	C35-C13-C14	-4.42	116.73	122.92
22	b	604	CLA	C1C-C2C-C3C	-4.42	102.01	106.92
24	H	101	BCR	C35-C13-C14	-4.42	116.73	122.92
24	h	101	BCR	C35-C13-C14	-4.42	116.73	122.92
24	T	101	BCR	C37-C22-C23	-4.42	111.06	118.10
22	B	604	CLA	C1C-C2C-C3C	-4.41	102.03	106.92
23	A	606	PHO	C4C-C3C-C2C	-4.40	101.87	106.81
24	d	404	BCR	C36-C18-C19	-4.39	111.10	118.10
23	a	606	PHO	C4C-C3C-C2C	-4.39	101.88	106.81
24	B	618	BCR	C37-C22-C23	-4.39	111.11	118.10

Continued on next page...

Continued from previous page...

Mol	Chain	Res	Type	Atoms	Z	Observed(°)	Ideal(°)
22	c	512	CLA	C1C-NC-C4C	-4.38	104.54	107.06
24	D	404	BCR	C36-C18-C19	-4.37	111.13	118.10
22	b	603	CLA	C1C-NC-C4C	-4.37	104.54	107.06
22	B	602	CLA	C1C-NC-C4C	-4.37	104.54	107.06
24	c	514	BCR	C30-C25-C26	-4.37	116.45	122.59
24	K	101	BCR	C1-C6-C5	-4.36	116.46	122.59
24	k	101	BCR	C1-C6-C5	-4.36	116.47	122.59
24	C	514	BCR	C30-C25-C26	-4.34	116.49	122.59
22	B	605	CLA	C1C-C2C-C3C	-4.34	102.11	106.92
22	b	605	CLA	C1C-C2C-C3C	-4.34	102.11	106.92
22	d	403	CLA	C1C-NC-C4C	-4.33	104.56	107.06
24	T	101	BCR	C30-C25-C26	-4.32	116.51	122.59
22	D	403	CLA	C1C-NC-C4C	-4.31	104.58	107.06
24	B	618	BCR	C30-C25-C26	-4.30	116.55	122.59
24	d	404	BCR	C38-C26-C27	-4.28	105.33	113.45
22	C	512	CLA	C1C-NC-C4C	-4.28	104.59	107.06
24	D	404	BCR	C38-C26-C27	-4.28	105.34	113.45
22	c	501	CLA	O2D-CGD-O1D	-4.28	115.22	123.82
22	C	504	CLA	C1C-C2C-C3C	-4.27	102.18	106.92
22	C	501	CLA	O2D-CGD-O1D	-4.27	115.23	123.82
22	c	504	CLA	C1C-C2C-C3C	-4.22	102.24	106.92
24	T	102	BCR	C30-C25-C26	-4.18	116.71	122.59
24	t	101	BCR	C30-C25-C26	-4.18	116.72	122.59
22	B	609	CLA	C1C-C2C-C3C	-4.16	102.30	106.92
24	K	101	BCR	C38-C26-C27	-4.16	105.56	113.45
24	k	101	BCR	C38-C26-C27	-4.16	105.57	113.45
22	b	609	CLA	C1C-C2C-C3C	-4.15	102.32	106.92
24	T	102	BCR	C35-C13-C14	-4.15	117.11	122.92
24	T	101	BCR	C35-C13-C14	-4.15	117.11	122.92
24	c	514	BCR	C36-C18-C19	-4.15	111.49	118.10
24	B	618	BCR	C35-C13-C14	-4.14	117.13	122.92
24	C	514	BCR	C36-C18-C19	-4.14	111.51	118.10
23	a	605	PHO	C4C-C3C-C2C	-4.13	102.17	106.81
24	t	101	BCR	C35-C13-C14	-4.12	117.14	122.92
22	b	607	CLA	O2D-CGD-O1D	-4.10	115.56	123.82
23	A	605	PHO	C4C-C3C-C2C	-4.10	102.20	106.81
24	C	515	BCR	C33-C5-C4	-4.10	105.67	113.45
24	c	515	BCR	C33-C5-C4	-4.10	105.67	113.45
22	B	607	CLA	O2D-CGD-O1D	-4.10	115.58	123.82
24	b	618	BCR	C35-C13-C12	-4.06	111.64	118.10
24	b	622	BCR	C30-C25-C26	-4.05	116.89	122.59
22	c	509	CLA	C1C-C2C-C3C	-4.05	102.42	106.92

Continued on next page...

Continued from previous page...

Mol	Chain	Res	Type	Atoms	Z	Observed(°)	Ideal(°)
22	A	607	CLA	C1C-C2C-C3C	-4.05	102.43	106.92
22	a	607	CLA	C1C-C2C-C3C	-4.04	102.44	106.92
24	B	619	BCR	C35-C13-C12	-4.04	111.67	118.10
22	B	608	CLA	C1C-C2C-C3C	-4.03	102.45	106.92
22	C	509	CLA	C1C-C2C-C3C	-4.01	102.47	106.92
22	b	614	CLA	C1C-C2C-C3C	-4.01	102.48	106.92
24	h	101	BCR	C36-C18-C17	-4.01	117.31	122.92
24	H	101	BCR	C36-C18-C17	-4.00	117.31	122.92
24	B	622	BCR	C30-C25-C26	-4.00	116.96	122.59
22	B	614	CLA	C1C-C2C-C3C	-4.00	102.48	106.92
24	h	101	BCR	C38-C26-C27	-4.00	105.87	113.45
24	H	101	BCR	C38-C26-C27	-3.99	105.88	113.45
24	T	102	BCR	C37-C22-C21	-3.99	117.34	122.92
22	b	608	CLA	C1C-C2C-C3C	-3.97	102.51	106.92
24	t	101	BCR	C37-C22-C21	-3.97	117.36	122.92
24	k	102	BCR	C30-C25-C26	-3.94	117.06	122.59
24	C	515	BCR	C31-C1-C2	-3.93	93.32	108.80
24	c	515	BCR	C31-C1-C2	-3.92	93.32	108.80
22	c	501	CLA	C1C-C2C-C3C	-3.92	102.57	106.92
24	K	102	BCR	C30-C25-C26	-3.91	117.09	122.59
22	C	501	CLA	C1C-C2C-C3C	-3.91	102.58	106.92
24	c	514	BCR	C32-C1-C2	-3.90	93.42	108.80
24	B	619	BCR	C40-C30-C29	-3.90	93.43	108.80
24	b	618	BCR	C40-C30-C29	-3.89	93.44	108.80
24	C	514	BCR	C32-C1-C2	-3.89	93.45	108.80
22	c	507	CLA	C1C-C2C-C3C	-3.87	102.62	106.92
24	k	102	BCR	C38-C26-C27	-3.87	106.10	113.45
24	K	102	BCR	C38-C26-C27	-3.87	106.12	113.45
22	C	507	CLA	C1C-C2C-C3C	-3.86	102.64	106.92
24	d	404	BCR	C37-C22-C21	-3.83	117.56	122.92
24	D	404	BCR	C37-C22-C21	-3.79	117.61	122.92
22	d	403	CLA	C1C-C2C-C3C	-3.77	102.74	106.92
22	C	503	CLA	C1C-C2C-C3C	-3.75	102.76	106.92
22	b	602	CLA	C1C-C2C-C3C	-3.75	102.76	106.92
22	D	403	CLA	C1C-C2C-C3C	-3.74	102.77	106.92
22	B	607	CLA	C1C-C2C-C3C	-3.74	102.77	106.92
22	B	602	CLA	C1C-C2C-C3C	-3.73	102.78	106.92
22	C	506	CLA	C1C-C2C-C3C	-3.72	102.80	106.92
22	c	503	CLA	C1C-C2C-C3C	-3.71	102.80	106.92
24	c	514	BCR	C37-C22-C21	-3.71	117.73	122.92
22	c	510	CLA	C1C-C2C-C3C	-3.71	102.81	106.92
22	b	607	CLA	C1C-C2C-C3C	-3.70	102.81	106.92

Continued on next page...

Continued from previous page...

Mol	Chain	Res	Type	Atoms	Z	Observed(°)	Ideal(°)
24	C	514	BCR	C37-C22-C21	-3.70	117.75	122.92
25	A	609	SQD	C1-C2-C3	-3.69	103.11	109.98
24	d	404	BCR	C35-C13-C14	-3.69	117.75	122.92
25	a	609	SQD	C1-C2-C3	-3.69	103.12	109.98
24	D	404	BCR	C35-C13-C14	-3.68	117.76	122.92
24	K	102	BCR	C33-C5-C4	-3.68	106.47	113.45
22	c	513	CLA	C1C-C2C-C3C	-3.68	102.84	106.92
24	k	102	BCR	C33-C5-C4	-3.67	106.49	113.45
22	C	513	CLA	C1C-C2C-C3C	-3.67	102.85	106.92
22	C	511	CLA	C1C-C2C-C3C	-3.67	102.85	106.92
22	C	513	CLA	C1C-NC-C4C	-3.66	104.95	107.06
22	C	510	CLA	C1C-C2C-C3C	-3.66	102.86	106.92
22	c	506	CLA	C1C-C2C-C3C	-3.65	102.87	106.92
22	b	610	CLA	C1C-C2C-C3C	-3.65	102.87	106.92
22	B	610	CLA	C1C-C2C-C3C	-3.64	102.88	106.92
22	c	511	CLA	C1C-C2C-C3C	-3.64	102.88	106.92
22	c	508	CLA	C1C-C2C-C3C	-3.61	102.91	106.92
22	b	615	CLA	C1C-C2C-C3C	-3.61	102.92	106.92
22	B	615	CLA	C1C-C2C-C3C	-3.60	102.92	106.92
22	c	513	CLA	C1C-NC-C4C	-3.59	104.99	107.06
22	A	603	CLA	C1C-C2C-C3C	-3.58	102.94	106.92
22	C	508	CLA	C1C-C2C-C3C	-3.56	102.97	106.92
22	a	603	CLA	C1C-C2C-C3C	-3.56	102.97	106.92
24	a	608	BCR	C35-C13-C12	-3.55	112.45	118.10
24	A	608	BCR	C35-C13-C12	-3.54	112.46	118.10
22	B	616	CLA	C1C-C2C-C3C	-3.52	103.01	106.92
24	b	618	BCR	C37-C22-C23	-3.50	112.53	118.10
22	b	616	CLA	C1C-C2C-C3C	-3.50	103.04	106.92
24	D	404	BCR	C1-C6-C5	-3.49	117.69	122.59
24	B	619	BCR	C37-C22-C23	-3.48	112.56	118.10
24	D	404	BCR	C32-C1-C2	-3.47	95.11	108.80
24	d	404	BCR	C1-C6-C5	-3.47	117.72	122.59
24	d	404	BCR	C32-C1-C2	-3.46	95.15	108.80
24	a	608	BCR	C33-C5-C4	-3.46	106.89	113.45
22	C	512	CLA	C1C-C2C-C3C	-3.45	103.09	106.92
22	c	512	CLA	C1C-C2C-C3C	-3.45	103.09	106.92
24	A	608	BCR	C33-C5-C4	-3.45	106.91	113.45
24	A	608	BCR	C34-C9-C8	-3.43	112.64	118.10
22	B	612	CLA	C1C-C2C-C3C	-3.43	103.12	106.92
24	T	102	BCR	C36-C18-C19	-3.42	112.64	118.10
22	B	604	CLA	O2D-CGD-O1D	-3.42	116.94	123.82
23	a	605	PHO	C4D-ND-C1D	-3.41	100.83	106.98

Continued on next page...

Continued from previous page...

Mol	Chain	Res	Type	Atoms	Z	Observed(°)	Ideal(°)
22	b	612	CLA	C1C-C2C-C3C	-3.40	103.15	106.92
22	C	505	CLA	C1C-C2C-C3C	-3.40	103.15	106.92
22	b	603	CLA	C1C-C2C-C3C	-3.40	103.15	106.92
23	A	605	PHO	C4D-ND-C1D	-3.39	100.86	106.98
22	c	505	CLA	C1C-C2C-C3C	-3.39	103.16	106.92
24	a	608	BCR	C34-C9-C8	-3.39	112.70	118.10
22	C	502	CLA	C1C-C2C-C3C	-3.39	103.17	106.92
24	t	101	BCR	C36-C18-C19	-3.38	112.71	118.10
22	c	502	CLA	C1C-C2C-C3C	-3.36	103.19	106.92
22	B	603	CLA	C1C-C2C-C3C	-3.36	103.20	106.92
22	b	604	CLA	O2D-CGD-O1D	-3.36	117.07	123.82
24	T	102	BCR	C35-C13-C12	-3.36	112.75	118.10
24	t	101	BCR	C35-C13-C12	-3.35	112.76	118.10
22	b	617	CLA	C4C-C3C-C2C	-3.34	101.78	106.91
22	B	611	CLA	C1C-C2C-C3C	-3.34	103.22	106.92
22	b	611	CLA	C1C-C2C-C3C	-3.33	103.22	106.92
22	B	617	CLA	C4C-C3C-C2C	-3.33	101.80	106.91
22	b	606	CLA	C1C-C2C-C3C	-3.31	103.25	106.92
22	B	606	CLA	C4C-C3C-C2C	-3.29	101.86	106.91
22	B	606	CLA	C1C-C2C-C3C	-3.28	103.28	106.92
22	b	615	CLA	O2D-CGD-O1D	-3.25	117.27	123.82
31	C	518	DGD	O3G-C3G-C2G	-3.25	103.25	110.99
22	b	606	CLA	C4C-C3C-C2C	-3.25	101.92	106.91
22	d	401	CLA	C1C-C2C-C3C	-3.24	103.32	106.92
22	d	401	CLA	C4C-C3C-C2C	-3.24	101.94	106.91
31	c	518	DGD	O3G-C3G-C2G	-3.23	103.30	110.99
22	B	607	CLA	O1D-CGD-CBD	-3.23	118.80	124.60
22	D	401	CLA	C1C-C2C-C3C	-3.23	103.34	106.92
22	B	615	CLA	O2D-CGD-O1D	-3.23	117.33	123.82
22	D	401	CLA	C4C-C3C-C2C	-3.23	101.96	106.91
22	b	607	CLA	O1D-CGD-CBD	-3.22	118.81	124.60
22	D	402	CLA	CBC-CAC-C3C	-3.21	103.29	112.41
22	D	401	CLA	O2D-CGD-O1D	-3.21	117.36	123.82
24	B	619	BCR	C34-C9-C10	-3.20	118.44	122.92
22	d	402	CLA	CBC-CAC-C3C	-3.19	103.34	112.41
22	d	401	CLA	O2D-CGD-O1D	-3.19	117.40	123.82
33	v	201	HEM	C1D-C2D-C3D	-3.19	104.78	107.00
22	B	611	CLA	C4C-C3C-C2C	-3.19	102.02	106.91
24	b	618	BCR	C34-C9-C10	-3.18	118.47	122.92
24	B	619	BCR	C34-C9-C8	-3.18	113.04	118.10
24	b	618	BCR	C34-C9-C8	-3.17	113.04	118.10
22	b	611	CLA	C4C-C3C-C2C	-3.17	102.05	106.91

Continued on next page...

Continued from previous page...

Mol	Chain	Res	Type	Atoms	Z	Observed(°)	Ideal(°)
23	A	606	PHO	C4D-ND-C1D	-3.16	101.29	106.98
33	V	201	HEM	C1D-C2D-C3D	-3.15	104.81	107.00
24	B	622	BCR	C34-C9-C8	-3.14	113.10	118.10
24	B	622	BCR	C36-C18-C19	-3.13	113.11	118.10
23	a	606	PHO	C4D-ND-C1D	-3.13	101.34	106.98
24	b	622	BCR	C36-C18-C19	-3.13	113.12	118.10
22	B	613	CLA	C1C-C2C-C3C	-3.12	103.46	106.92
24	b	622	BCR	C34-C9-C8	-3.12	113.13	118.10
22	b	616	CLA	C4C-C3C-C2C	-3.11	102.14	106.91
22	b	613	CLA	C1C-C2C-C3C	-3.11	103.47	106.92
22	B	616	CLA	C4C-C3C-C2C	-3.11	102.14	106.91
22	c	513	CLA	O2D-CGD-O1D	-3.09	117.61	123.82
22	C	508	CLA	C4C-C3C-C2C	-3.09	102.18	106.91
22	c	508	CLA	C4C-C3C-C2C	-3.08	102.19	106.91
23	a	605	PHO	C1C-C2C-C3C	-3.07	102.95	106.51
22	B	612	CLA	C4C-C3C-C2C	-3.07	102.20	106.91
22	C	507	CLA	CBC-CAC-C3C	-3.07	103.71	112.41
22	b	612	CLA	C4C-C3C-C2C	-3.07	102.21	106.91
22	c	507	CLA	CBC-CAC-C3C	-3.06	103.72	112.41
22	C	513	CLA	O2D-CGD-O1D	-3.06	117.67	123.82
23	A	605	PHO	C1C-C2C-C3C	-3.05	102.98	106.51
24	K	102	BCR	C34-C9-C10	-3.04	118.66	122.92
32	D	405	LHG	O8-C23-O10	-3.04	116.00	123.55
32	d	405	LHG	O8-C23-O10	-3.03	116.02	123.55
24	k	102	BCR	C34-C9-C10	-3.02	118.70	122.92
22	b	608	CLA	CBC-CAC-C3C	-3.01	103.85	112.41
22	B	608	CLA	CBC-CAC-C3C	-3.01	103.86	112.41
24	c	515	BCR	C30-C25-C26	-3.01	118.36	122.59
22	b	613	CLA	C4C-C3C-C2C	-3.01	102.30	106.91
24	C	515	BCR	C30-C25-C26	-3.00	118.37	122.59
25	A	609	SQD	C45-O47-C7	-3.00	110.80	117.88
22	c	502	CLA	C4C-C3C-C2C	-2.99	102.32	106.91
25	a	609	SQD	C45-O47-C7	-2.99	110.82	117.88
22	B	613	CLA	C4C-C3C-C2C	-2.98	102.33	106.91
24	B	622	BCR	C37-C22-C21	-2.98	118.74	122.92
22	b	609	CLA	O1D-CGD-CBD	-2.98	119.25	124.60
24	B	622	BCR	C35-C13-C12	-2.96	113.38	118.10
24	b	622	BCR	C37-C22-C21	-2.96	118.78	122.92
24	C	515	BCR	C34-C9-C8	-2.96	113.38	118.10
22	C	502	CLA	C4C-C3C-C2C	-2.96	102.37	106.91
24	c	515	BCR	C34-C9-C8	-2.95	113.39	118.10
24	b	622	BCR	C35-C13-C12	-2.95	113.40	118.10

Continued on next page...

Continued from previous page...

Mol	Chain	Res	Type	Atoms	Z	Observed(°)	Ideal(°)
24	A	608	BCR	C34-C9-C10	-2.95	118.80	122.92
22	B	617	CLA	O2D-CGD-O1D	-2.94	117.90	123.82
24	a	608	BCR	C34-C9-C10	-2.94	118.80	122.92
22	c	511	CLA	C4C-C3C-C2C	-2.94	102.40	106.91
25	l	101	SQD	C1-O5-C5	-2.94	108.18	113.72
22	c	506	CLA	C4C-C3C-C2C	-2.94	102.41	106.91
22	B	609	CLA	O1D-CGD-CBD	-2.93	119.33	124.60
22	b	617	CLA	O2D-CGD-O1D	-2.93	117.92	123.82
22	C	511	CLA	C4C-C3C-C2C	-2.93	102.41	106.91
24	b	618	BCR	C1-C6-C5	-2.93	118.48	122.59
22	C	506	CLA	C4C-C3C-C2C	-2.93	102.42	106.91
22	B	610	CLA	C4C-C3C-C2C	-2.92	102.43	106.91
24	B	619	BCR	C1-C6-C5	-2.92	118.49	122.59
22	C	507	CLA	O1D-CGD-CBD	-2.92	119.36	124.60
31	h	102	DGD	O1G-C1A-O1A	-2.91	116.33	123.55
25	L	101	SQD	C1-O5-C5	-2.90	108.26	113.72
22	c	507	CLA	O1D-CGD-CBD	-2.89	119.41	124.60
22	b	610	CLA	C4C-C3C-C2C	-2.89	102.47	106.91
31	H	102	DGD	O1G-C1A-O1A	-2.89	116.38	123.55
24	T	101	BCR	C37-C22-C21	-2.89	118.88	122.92
24	B	618	BCR	C37-C22-C21	-2.88	118.89	122.92
22	B	603	CLA	C4C-C3C-C2C	-2.86	102.52	106.91
22	b	603	CLA	C4C-C3C-C2C	-2.85	102.53	106.91
22	B	609	CLA	O2D-CGD-O1D	-2.85	118.09	123.82
22	B	615	CLA	C4C-C3C-C2C	-2.84	102.55	106.91
22	C	513	CLA	C4C-C3C-C2C	-2.84	102.55	106.91
22	c	512	CLA	C4C-C3C-C2C	-2.84	102.55	106.91
22	c	505	CLA	C4C-C3C-C2C	-2.84	102.55	106.91
22	b	615	CLA	C4C-C3C-C2C	-2.84	102.56	106.91
22	b	615	CLA	CBC-CAC-C3C	-2.83	104.37	112.41
22	B	615	CLA	CBC-CAC-C3C	-2.83	104.37	112.41
22	b	609	CLA	O2D-CGD-O1D	-2.83	118.13	123.82
22	C	505	CLA	C4C-C3C-C2C	-2.83	102.58	106.91
24	h	101	BCR	C39-C30-C29	-2.82	97.68	108.80
22	C	512	CLA	C4C-C3C-C2C	-2.82	102.58	106.91
24	H	101	BCR	C39-C30-C29	-2.82	97.69	108.80
22	c	504	CLA	O2D-CGD-O1D	-2.81	118.16	123.82
22	C	504	CLA	O2D-CGD-O1D	-2.80	118.19	123.82
22	c	513	CLA	C4C-C3C-C2C	-2.80	102.61	106.91
22	B	611	CLA	O2D-CGD-O1D	-2.80	118.19	123.82
24	k	101	BCR	C35-C13-C12	-2.80	113.65	118.10
22	d	403	CLA	C4C-C3C-C2C	-2.79	102.63	106.91

Continued on next page...

Continued from previous page...

Mol	Chain	Res	Type	Atoms	Z	Observed(°)	Ideal(°)
22	B	617	CLA	O1D-CGD-CBD	-2.79	119.59	124.60
22	b	617	CLA	C1C-C2C-C3C	-2.78	103.83	106.92
22	b	611	CLA	O2D-CGD-O1D	-2.78	118.22	123.82
22	c	506	CLA	O2D-CGD-O1D	-2.78	118.22	123.82
24	C	514	BCR	C39-C30-C29	-2.78	97.83	108.80
24	K	102	BCR	C31-C1-C2	-2.78	97.84	108.80
22	b	617	CLA	O1D-CGD-CBD	-2.78	119.61	124.60
24	c	514	BCR	C39-C30-C29	-2.78	97.85	108.80
24	k	102	BCR	C31-C1-C2	-2.78	97.85	108.80
24	K	101	BCR	C35-C13-C12	-2.78	113.68	118.10
28	A	613	PL9	C32-C33-C34	-2.77	120.71	127.68
22	B	617	CLA	C1C-C2C-C3C	-2.77	103.85	106.92
22	D	403	CLA	C4C-C3C-C2C	-2.77	102.66	106.91
28	a	613	PL9	C32-C33-C34	-2.77	120.73	127.68
22	c	503	CLA	C4C-C3C-C2C	-2.77	102.67	106.91
22	A	603	CLA	C4C-C3C-C2C	-2.76	102.67	106.91
22	C	503	CLA	C4C-C3C-C2C	-2.76	102.68	106.91
24	H	101	BCR	C32-C1-C31	-2.75	100.06	108.50
24	h	101	BCR	C32-C1-C31	-2.75	100.07	108.50
22	C	506	CLA	O2D-CGD-O1D	-2.75	118.28	123.82
22	c	509	CLA	C4C-C3C-C2C	-2.75	102.69	106.91
22	C	509	CLA	C4C-C3C-C2C	-2.75	102.69	106.91
24	B	622	BCR	C1-C6-C5	-2.74	118.74	122.59
22	b	607	CLA	C4C-C3C-C2C	-2.74	102.71	106.91
22	a	603	CLA	C4C-C3C-C2C	-2.73	102.71	106.91
22	B	603	CLA	O2D-CGD-O1D	-2.73	118.33	123.82
22	C	510	CLA	CHD-C4C-C3C	-2.72	120.82	124.92
23	a	606	PHO	C1-C2-C3	-2.72	120.95	125.96
24	b	622	BCR	C1-C6-C5	-2.72	118.77	122.59
23	A	606	PHO	C1-C2-C3	-2.72	120.95	125.96
22	b	609	CLA	C4C-C3C-C2C	-2.72	102.74	106.91
24	k	102	BCR	C37-C22-C23	-2.71	113.78	118.10
22	B	609	CLA	C4C-C3C-C2C	-2.71	102.76	106.91
22	B	607	CLA	C4C-C3C-C2C	-2.71	102.76	106.91
24	K	102	BCR	C37-C22-C23	-2.70	113.79	118.10
22	b	602	CLA	O1D-CGD-CBD	-2.70	119.75	124.60
22	B	605	CLA	C4C-C3C-C2C	-2.70	102.76	106.91
22	C	502	CLA	O2D-CGD-O1D	-2.70	118.38	123.82
22	b	603	CLA	O2D-CGD-O1D	-2.70	118.40	123.82
22	c	510	CLA	CHD-C4C-C3C	-2.69	120.86	124.92
22	B	602	CLA	O1D-CGD-CBD	-2.69	119.77	124.60
22	c	502	CLA	O2D-CGD-O1D	-2.69	118.40	123.82

Continued on next page...

Continued from previous page...

Mol	Chain	Res	Type	Atoms	Z	Observed(°)	Ideal(°)
31	C	516	DGD	O3G-C3G-C2G	-2.69	104.59	110.99
25	a	609	SQD	C44-O6-C1	-2.69	108.25	113.76
25	A	609	SQD	C44-O6-C1	-2.68	108.25	113.76
22	B	608	CLA	C1-C2-C3	-2.68	121.02	125.96
31	c	516	DGD	O3G-C3G-C2G	-2.68	104.61	110.99
22	C	510	CLA	C4C-C3C-C2C	-2.68	102.80	106.91
22	b	608	CLA	C1-C2-C3	-2.67	121.03	125.96
22	b	605	CLA	C4C-C3C-C2C	-2.66	102.82	106.91
22	b	614	CLA	C4C-C3C-C2C	-2.66	102.83	106.91
24	k	101	BCR	C39-C30-C29	-2.65	98.34	108.80
24	K	101	BCR	C39-C30-C29	-2.65	98.35	108.80
22	B	602	CLA	C4C-C3C-C2C	-2.65	102.84	106.91
22	c	510	CLA	C4C-C3C-C2C	-2.64	102.86	106.91
25	a	609	SQD	C1-O5-C5	-2.64	108.75	113.72
24	B	618	BCR	C39-C30-C29	-2.64	98.40	108.80
22	b	602	CLA	C4C-C3C-C2C	-2.63	102.87	106.91
22	B	612	CLA	C1-C2-C3	-2.63	121.11	125.96
23	a	606	PHO	C3B-C2B-C1B	-2.63	100.98	106.30
24	T	101	BCR	C39-C30-C29	-2.63	98.42	108.80
23	A	606	PHO	C3B-C2B-C1B	-2.63	100.99	106.30
22	b	612	CLA	C1-C2-C3	-2.63	121.11	125.96
22	B	614	CLA	C4C-C3C-C2C	-2.63	102.88	106.91
22	B	612	CLA	CHD-C4C-C3C	-2.62	120.96	124.92
22	a	604	CLA	CBC-CAC-C3C	-2.62	104.97	112.41
22	b	612	CLA	CHD-C4C-C3C	-2.62	120.97	124.92
25	A	609	SQD	C1-O5-C5	-2.61	108.80	113.72
22	A	604	CLA	CBC-CAC-C3C	-2.60	105.02	112.41
22	C	511	CLA	O2D-CGD-O1D	-2.60	118.59	123.82
22	c	511	CLA	O2D-CGD-O1D	-2.59	118.61	123.82
24	k	102	BCR	C34-C9-C8	-2.56	114.02	118.10
22	A	607	CLA	C4C-C3C-C2C	-2.56	102.98	106.91
22	b	614	CLA	CHD-C4C-C3C	-2.56	121.06	124.92
22	B	610	CLA	O2D-CGD-O1D	-2.55	118.69	123.82
22	a	607	CLA	C4C-C3C-C2C	-2.55	103.00	106.91
22	b	610	CLA	O2D-CGD-O1D	-2.55	118.70	123.82
22	B	612	CLA	O2D-CGD-O1D	-2.55	118.70	123.82
22	d	401	CLA	CHD-C4C-C3C	-2.54	121.08	124.92
22	b	612	CLA	O2D-CGD-O1D	-2.54	118.71	123.82
24	K	102	BCR	C34-C9-C8	-2.54	114.05	118.10
22	B	614	CLA	CHD-C4C-C3C	-2.53	121.10	124.92
33	F	101	HEM	C1D-C2D-C3D	-2.53	105.24	107.00
22	d	403	CLA	O2D-CGD-O1D	-2.53	118.74	123.82

Continued on next page...

Continued from previous page...

Mol	Chain	Res	Type	Atoms	Z	Observed(°)	Ideal(°)
22	D	401	CLA	CHD-C4C-C3C	-2.53	121.11	124.92
24	B	622	BCR	C37-C22-C23	-2.52	114.08	118.10
22	b	604	CLA	C4C-C3C-C2C	-2.52	103.05	106.91
22	b	608	CLA	C4C-C3C-C2C	-2.51	103.05	106.91
22	D	403	CLA	O2D-CGD-O1D	-2.51	118.77	123.82
22	C	512	CLA	O2D-CGD-O1D	-2.51	118.77	123.82
22	B	608	CLA	C4C-C3C-C2C	-2.50	103.07	106.91
22	c	509	CLA	O2D-CGD-O1D	-2.50	118.78	123.82
22	a	603	CLA	O2D-CGD-O1D	-2.50	118.79	123.82
24	b	622	BCR	C37-C22-C23	-2.50	114.11	118.10
22	A	603	CLA	O2D-CGD-O1D	-2.50	118.79	123.82
22	B	604	CLA	C4C-C3C-C2C	-2.50	103.08	106.91
24	C	515	BCR	C1-C6-C5	-2.49	119.09	122.59
22	C	507	CLA	C4C-C3C-C2C	-2.49	103.09	106.91
22	C	509	CLA	O2D-CGD-O1D	-2.49	118.82	123.82
22	c	507	CLA	C4C-C3C-C2C	-2.48	103.10	106.91
33	f	101	HEM	C1D-C2D-C3D	-2.48	105.27	107.00
24	c	515	BCR	C1-C6-C5	-2.48	119.10	122.59
22	c	512	CLA	O2D-CGD-O1D	-2.48	118.83	123.82
23	A	606	PHO	CHD-C1D-ND	-2.47	119.80	124.64
22	c	510	CLA	O1D-CGD-CBD	-2.47	120.17	124.60
28	A	613	PL9	C37-C38-C39	-2.46	121.49	127.68
29	D	406	LMG	O8-C28-O10	-2.46	117.44	123.55
22	C	501	CLA	CBC-CAC-C3C	-2.46	105.43	112.41
29	d	406	LMG	O8-C28-O10	-2.46	117.44	123.55
22	c	501	CLA	CBC-CAC-C3C	-2.46	105.43	112.41
23	a	606	PHO	CHD-C1D-ND	-2.46	119.82	124.64
24	B	618	BCR	C1-C6-C5	-2.45	119.14	122.59
28	a	613	PL9	C37-C38-C39	-2.45	121.52	127.68
24	T	101	BCR	C1-C6-C5	-2.45	119.15	122.59
24	h	101	BCR	C29-C28-C27	-2.45	105.51	111.34
24	t	101	BCR	C1-C6-C5	-2.44	119.16	122.59
22	C	510	CLA	O1D-CGD-CBD	-2.44	120.22	124.60
24	T	102	BCR	C1-C6-C5	-2.43	119.17	122.59
31	c	517	DGD	O2G-C1B-O1B	-2.43	117.62	123.68
24	t	101	BCR	C40-C30-C39	-2.43	101.07	108.50
31	C	517	DGD	O2G-C1B-O1B	-2.43	117.62	123.68
24	H	101	BCR	C29-C28-C27	-2.43	105.56	111.34
22	b	606	CLA	O2A-CGA-O1A	-2.42	117.53	123.55
22	B	602	CLA	O2D-CGD-O1D	-2.42	118.95	123.82
24	T	102	BCR	C40-C30-C39	-2.42	101.09	108.50
23	a	605	PHO	CHD-C1D-ND	-2.42	119.90	124.64

Continued on next page...

Continued from previous page...

Mol	Chain	Res	Type	Atoms	Z	Observed(°)	Ideal(°)
22	B	614	CLA	O2D-CGD-O1D	-2.42	118.95	123.82
22	d	402	CLA	CHC-C1C-C2C	-2.42	120.06	126.65
22	b	614	CLA	O2D-CGD-O1D	-2.42	118.96	123.82
22	B	606	CLA	O2A-CGA-O1A	-2.41	117.57	123.55
23	A	605	PHO	CHD-C1D-ND	-2.41	119.91	124.64
22	c	512	CLA	O1D-CGD-CBD	-2.40	120.28	124.60
22	D	402	CLA	CHC-C1C-C2C	-2.40	120.09	126.65
22	b	602	CLA	O2D-CGD-O1D	-2.40	118.99	123.82
22	d	402	CLA	CHD-C4C-C3C	-2.40	121.31	124.92
22	D	402	CLA	CHD-C4C-C3C	-2.39	121.31	124.92
23	a	605	PHO	C3B-C2B-C1B	-2.39	101.47	106.30
23	A	605	PHO	C3B-C2B-C1B	-2.39	101.48	106.30
22	C	512	CLA	O1D-CGD-CBD	-2.38	120.32	124.60
33	F	101	HEM	CBA-CAA-C2A	-2.38	107.93	112.48
24	B	618	BCR	C33-C5-C4	-2.38	108.94	113.45
33	f	101	HEM	CBA-CAA-C2A	-2.38	107.94	112.48
22	C	501	CLA	C4C-C3C-C2C	-2.38	103.26	106.91
23	A	605	PHO	O1D-CGD-CBD	-2.37	120.34	124.60
22	C	512	CLA	C1-C2-C3	-2.37	121.58	125.96
24	T	101	BCR	C33-C5-C4	-2.37	108.95	113.45
22	A	604	CLA	O2D-CGD-O1D	-2.37	119.06	123.82
22	b	604	CLA	O2A-CGA-O1A	-2.37	117.67	123.55
22	a	604	CLA	O2D-CGD-O1D	-2.36	119.07	123.82
22	C	506	CLA	O1D-CGD-CBD	-2.36	120.36	124.60
22	c	501	CLA	C4C-C3C-C2C	-2.36	103.29	106.91
22	B	604	CLA	O2A-CGA-O1A	-2.36	117.69	123.55
23	a	605	PHO	O1D-CGD-CBD	-2.36	120.37	124.60
24	K	102	BCR	C1-C6-C5	-2.34	119.30	122.59
24	T	102	BCR	C32-C1-C2	-2.34	99.57	108.80
22	c	512	CLA	C1-C2-C3	-2.34	121.64	125.96
24	k	102	BCR	C1-C6-C5	-2.34	119.31	122.59
24	t	101	BCR	C32-C1-C2	-2.33	99.60	108.80
23	A	606	PHO	O2D-CGD-O1D	-2.33	119.14	123.82
22	c	506	CLA	O1D-CGD-CBD	-2.33	120.42	124.60
22	b	604	CLA	O1D-CGD-CBD	-2.31	120.45	124.60
23	a	606	PHO	O2D-CGD-O1D	-2.30	119.18	123.82
25	l	102	SQD	O5-C1-C2	-2.30	105.86	110.30
22	B	614	CLA	CBC-CAC-C3C	-2.30	105.89	112.41
22	b	614	CLA	CBC-CAC-C3C	-2.30	105.89	112.41
29	c	519	LMG	O1-C7-C8	-2.29	105.53	110.99
23	a	606	PHO	C1C-C2C-C3C	-2.29	103.85	106.51
29	C	519	LMG	O1-C7-C8	-2.29	105.53	110.99

Continued on next page...

Continued from previous page...

Mol	Chain	Res	Type	Atoms	Z	Observed(°)	Ideal(°)
22	b	608	CLA	O1D-CGD-CBD	-2.29	120.49	124.60
25	b	621	SQD	O5-C1-C2	-2.28	105.89	110.30
28	d	408	PL9	C7-C8-C9	-2.28	122.90	126.71
29	B	620	LMG	O7-C10-O9	-2.28	117.99	123.68
22	A	604	CLA	C4C-C3C-C2C	-2.28	103.41	106.91
28	D	408	PL9	C7-C8-C9	-2.28	122.91	126.71
23	a	606	PHO	O1D-CGD-CBD	-2.27	120.52	124.60
22	B	612	CLA	CBC-CAC-C3C	-2.27	105.97	112.41
22	a	604	CLA	C4C-C3C-C2C	-2.27	103.43	106.91
22	B	608	CLA	O1D-CGD-CBD	-2.26	120.53	124.60
29	c	519	LMG	O8-C28-O10	-2.26	117.93	123.55
22	B	604	CLA	O1D-CGD-CBD	-2.26	120.53	124.60
24	A	608	BCR	C37-C22-C23	-2.26	114.49	118.10
24	D	404	BCR	C37-C22-C23	-2.26	114.49	118.10
23	A	606	PHO	O1D-CGD-CBD	-2.26	120.54	124.60
23	A	606	PHO	C1C-C2C-C3C	-2.26	103.89	106.51
22	C	510	CLA	O2D-CGD-O1D	-2.26	119.27	123.82
29	b	619	LMG	O7-C10-O9	-2.25	118.05	123.68
29	C	519	LMG	O8-C28-O10	-2.25	117.96	123.55
22	b	612	CLA	CBC-CAC-C3C	-2.25	106.02	112.41
22	B	610	CLA	C1-C2-C3	-2.25	121.81	125.96
22	b	607	CLA	C1-C2-C3	-2.25	121.81	125.96
22	c	504	CLA	C4C-C3C-C2C	-2.24	103.47	106.91
24	a	608	BCR	C37-C22-C23	-2.24	114.52	118.10
25	d	411	SQD	O48-C23-O10	-2.24	117.99	123.55
22	C	504	CLA	C4C-C3C-C2C	-2.24	103.47	106.91
22	B	607	CLA	C1-C2-C3	-2.24	121.83	125.96
32	E	101	LHG	O8-C23-O10	-2.24	118.00	123.55
22	D	402	CLA	C4C-C3C-C2C	-2.24	103.48	106.91
22	d	402	CLA	C4C-C3C-C2C	-2.23	103.48	106.91
24	d	404	BCR	C37-C22-C23	-2.23	114.55	118.10
22	c	502	CLA	CHD-C4C-C3C	-2.23	121.56	124.92
25	D	411	SQD	O48-C23-O10	-2.23	118.01	123.55
25	A	609	SQD	O48-C23-O10	-2.22	118.03	123.55
22	c	510	CLA	O2D-CGD-O1D	-2.22	119.35	123.82
25	A	609	SQD	O5-C1-C2	-2.22	106.01	110.30
22	b	610	CLA	C1-C2-C3	-2.22	121.87	125.96
22	C	502	CLA	CHD-C4C-C3C	-2.22	121.57	124.92
25	a	609	SQD	O5-C1-C2	-2.22	106.02	110.30
25	b	601	SQD	C5-C6-S	-2.22	111.25	114.34
25	B	601	SQD	C5-C6-S	-2.22	111.25	114.34
32	e	101	LHG	O8-C23-O10	-2.21	118.06	123.55

Continued on next page...

Continued from previous page...

Mol	Chain	Res	Type	Atoms	Z	Observed(°)	Ideal(°)
22	A	604	CLA	O1D-CGD-CBD	-2.21	120.63	124.60
25	a	609	SQD	O48-C23-O10	-2.21	118.06	123.55
22	C	505	CLA	O1D-CGD-CBD	-2.21	120.64	124.60
22	a	604	CLA	O1D-CGD-CBD	-2.21	120.64	124.60
22	c	505	CLA	O1D-CGD-CBD	-2.21	120.64	124.60
22	C	508	CLA	O1D-CGD-CBD	-2.21	120.64	124.60
22	B	617	CLA	CHD-C4C-C3C	-2.20	121.60	124.92
24	c	515	BCR	C37-C22-C23	-2.20	114.60	118.10
22	b	606	CLA	O2D-CGD-O1D	-2.20	119.40	123.82
22	B	606	CLA	O2D-CGD-O1D	-2.19	119.41	123.82
22	c	508	CLA	O1D-CGD-CBD	-2.19	120.66	124.60
22	b	613	CLA	O2D-CGD-O1D	-2.19	119.41	123.82
24	C	515	BCR	C37-C22-C23	-2.19	114.61	118.10
22	B	615	CLA	O1D-CGD-CBD	-2.19	120.67	124.60
22	B	613	CLA	O2D-CGD-O1D	-2.19	119.42	123.82
22	b	617	CLA	CHD-C4C-C3C	-2.18	121.62	124.92
24	b	618	BCR	C29-C28-C27	-2.18	106.14	111.34
22	B	616	CLA	O2D-CGD-O1D	-2.18	119.43	123.82
22	b	615	CLA	O1D-CGD-CBD	-2.18	120.68	124.60
24	c	514	BCR	C40-C30-C29	-2.18	100.22	108.80
22	b	616	CLA	O2D-CGD-O1D	-2.18	119.44	123.82
22	b	609	CLA	C11-C12-C13	-2.17	108.60	115.73
28	d	408	PL9	C27-C28-C29	-2.17	122.22	127.68
24	C	514	BCR	C40-C30-C29	-2.17	100.25	108.80
31	D	410	DGD	O2G-C1B-O1B	-2.17	118.27	123.68
22	B	609	CLA	C11-C12-C13	-2.17	108.62	115.73
28	D	408	PL9	C27-C28-C29	-2.16	122.24	127.68
22	b	606	CLA	CHD-C4C-C3C	-2.16	121.66	124.92
22	B	603	CLA	C1-C2-C3	-2.16	121.97	125.96
31	d	410	DGD	O2G-C1B-O1B	-2.16	118.28	123.68
24	B	619	BCR	C29-C28-C27	-2.16	106.19	111.34
25	a	609	SQD	C5-C6-S	-2.16	111.33	114.34
22	b	603	CLA	C1-C2-C3	-2.16	121.98	125.96
29	Z	101	LMG	O7-C10-O9	-2.16	118.30	123.68
22	b	609	CLA	O2A-CGA-O1A	-2.16	118.20	123.55
33	V	201	HEM	CMA-C3A-C4A	-2.16	125.15	128.46
29	z	101	LMG	O7-C10-O9	-2.16	118.30	123.68
22	c	509	CLA	O2A-CGA-O1A	-2.15	118.20	123.55
22	B	606	CLA	CHD-C4C-C3C	-2.15	121.68	124.92
24	t	101	BCR	C38-C26-C27	-2.14	109.39	113.45
22	C	509	CLA	O2A-CGA-O1A	-2.14	118.23	123.55
33	v	201	HEM	CMA-C3A-C4A	-2.14	125.18	128.46

Continued on next page...

Continued from previous page...

Mol	Chain	Res	Type	Atoms	Z	Observed(°)	Ideal(°)
22	B	617	CLA	O2A-CGA-O1A	-2.14	118.25	123.55
22	B	609	CLA	O2A-CGA-O1A	-2.14	118.25	123.55
25	b	601	SQD	O5-C1-C2	-2.13	106.18	110.30
22	b	605	CLA	O2D-CGD-O1D	-2.13	119.53	123.82
22	b	617	CLA	O2A-CGA-O1A	-2.13	118.27	123.55
22	B	611	CLA	O2A-CGA-O1A	-2.13	118.27	123.55
31	c	518	DGD	O1G-C1A-O1A	-2.13	118.27	123.55
22	b	613	CLA	O1D-CGD-CBD	-2.13	120.78	124.60
25	B	601	SQD	O5-C1-C2	-2.13	106.19	110.30
22	b	614	CLA	O2A-CGA-O1A	-2.12	118.28	123.55
22	B	605	CLA	O2D-CGD-O1D	-2.12	119.55	123.82
22	b	605	CLA	O2A-CGA-O1A	-2.12	118.28	123.55
24	a	608	BCR	C28-C27-C26	-2.12	110.13	113.78
22	B	614	CLA	O2A-CGA-O1A	-2.12	118.29	123.55
25	A	609	SQD	C5-C6-S	-2.12	111.39	114.34
22	b	611	CLA	O2A-CGA-O1A	-2.12	118.30	123.55
22	B	605	CLA	O2A-CGA-O1A	-2.12	118.30	123.55
22	b	609	CLA	CHC-C1C-C2C	-2.12	120.88	126.65
22	B	613	CLA	O1D-CGD-CBD	-2.11	120.81	124.60
22	d	403	CLA	O1D-CGD-CBD	-2.11	120.81	124.60
31	C	518	DGD	O1G-C1A-O1A	-2.11	118.31	123.55
24	A	608	BCR	C28-C27-C26	-2.11	110.16	113.78
33	f	101	HEM	CMA-C3A-C4A	-2.11	125.23	128.46
23	a	605	PHO	CHC-C1C-C2C	-2.10	120.79	125.62
22	b	615	CLA	O2A-CGA-O1A	-2.10	118.33	123.55
22	B	609	CLA	CHC-C1C-C2C	-2.10	120.92	126.65
24	T	102	BCR	C38-C26-C27	-2.10	109.47	113.45
22	D	403	CLA	O1D-CGD-CBD	-2.10	120.83	124.60
22	b	604	CLA	CHD-C4C-C3C	-2.10	121.75	124.92
22	C	509	CLA	O1D-CGD-CBD	-2.10	120.83	124.60
23	a	605	PHO	C1C-NC-C4C	-2.10	102.37	106.52
22	D	401	CLA	CAA-CBA-CGA	-2.10	107.03	113.35
22	B	604	CLA	CHD-C4C-C3C	-2.09	121.76	124.92
22	d	401	CLA	CAA-CBA-CGA	-2.09	107.06	113.35
22	A	607	CLA	O1D-CGD-CBD	-2.09	120.85	124.60
31	c	516	DGD	C3G-C2G-C1G	-2.09	107.15	111.86
23	A	605	PHO	CHC-C1C-C2C	-2.08	120.85	125.62
22	b	617	CLA	CBC-CAC-C3C	-2.08	106.51	112.41
22	B	615	CLA	O2A-CGA-O1A	-2.08	118.39	123.55
23	A	605	PHO	C1C-NC-C4C	-2.08	102.41	106.52
25	D	411	SQD	C1-C2-C3	-2.07	106.12	109.98
31	C	516	DGD	C3G-C2G-C1G	-2.07	107.18	111.86

Continued on next page...

Continued from previous page...

Mol	Chain	Res	Type	Atoms	Z	Observed(°)	Ideal(°)
22	A	604	CLA	CHC-C1C-C2C	-2.07	120.99	126.65
33	F	101	HEM	CMA-C3A-C4A	-2.07	125.28	128.46
22	a	607	CLA	O1D-CGD-CBD	-2.07	120.88	124.60
22	A	607	CLA	O2D-CGD-O1D	-2.07	119.65	123.82
22	D	402	CLA	O2D-CGD-O1D	-2.07	119.66	123.82
25	d	411	SQD	C1-C2-C3	-2.06	106.14	109.98
32	L	102	LHG	C6-C5-C4	-2.06	107.20	111.86
22	b	610	CLA	CBC-CAC-C3C	-2.06	106.56	112.41
22	c	509	CLA	O1D-CGD-CBD	-2.06	120.90	124.60
22	a	604	CLA	CHC-C1C-C2C	-2.06	121.04	126.65
22	B	610	CLA	CBC-CAC-C3C	-2.06	106.57	112.41
22	B	617	CLA	CBC-CAC-C3C	-2.05	106.58	112.41
22	C	501	CLA	O1D-CGD-CBD	-2.05	120.91	124.60
22	a	607	CLA	O2D-CGD-O1D	-2.05	119.69	123.82
31	H	102	DGD	O3G-C3G-C2G	-2.05	106.11	110.99
22	d	402	CLA	O2D-CGD-O1D	-2.05	119.69	123.82
25	l	102	SQD	O47-C7-O49	-2.05	118.56	123.68
31	h	102	DGD	O3G-C3G-C2G	-2.05	106.11	110.99
22	c	501	CLA	O1D-CGD-CBD	-2.05	120.93	124.60
32	l	103	LHG	C6-C5-C4	-2.04	107.25	111.86
22	c	509	CLA	CHC-C1C-C2C	-2.04	121.08	126.65
22	C	508	CLA	O2D-CGD-O1D	-2.04	119.72	123.82
22	A	603	CLA	CHC-C1C-C2C	-2.04	121.09	126.65
22	c	508	CLA	O2D-CGD-O1D	-2.03	119.73	123.82
24	h	101	BCR	C40-C30-C29	-2.03	100.78	108.80
24	H	101	BCR	C40-C30-C29	-2.03	100.78	108.80
22	C	509	CLA	CHC-C1C-C2C	-2.03	121.11	126.65
25	b	621	SQD	O47-C7-O49	-2.03	118.61	123.68
22	a	603	CLA	CHC-C1C-C2C	-2.03	121.12	126.65
22	c	505	CLA	O2D-CGD-O1D	-2.03	119.74	123.82
29	c	519	LMG	C8-O7-C10	-2.02	113.10	117.88
31	c	517	DGD	C2G-O2G-C1B	-2.02	113.10	117.88
22	C	505	CLA	O2D-CGD-O1D	-2.02	119.75	123.82
22	c	505	CLA	CHD-C4C-C3C	-2.02	121.88	124.92
31	C	517	DGD	C2G-O2G-C1B	-2.01	113.12	117.88
24	H	101	BCR	C1-C6-C5	-2.01	119.76	122.59
22	B	614	CLA	C1-C2-C3	-2.01	122.25	125.96
22	B	604	CLA	CBC-CAC-C3C	-2.01	106.71	112.41
22	D	403	CLA	CBC-CAC-C3C	-2.01	106.71	112.41
22	D	401	CLA	O2A-CGA-O1A	-2.01	118.57	123.55
22	b	604	CLA	CBC-CAC-C3C	-2.01	106.72	112.41
22	b	609	CLA	C11-C10-C8	-2.00	109.16	115.73

Continued on next page...

Continued from previous page...

Mol	Chain	Res	Type	Atoms	Z	Observed(°)	Ideal(°)
22	b	614	CLA	C1-C2-C3	-2.00	122.27	125.96
24	C	515	BCR	C4-C5-C6	2.00	125.68	122.74
24	c	514	BCR	C2-C3-C4	2.00	116.12	111.34
24	K	102	BCR	C30-C25-C24	2.00	121.36	115.73
29	z	101	LMG	C9-O8-C28	2.01	122.27	117.17
24	k	102	BCR	C30-C25-C24	2.01	121.37	115.73
22	C	509	CLA	C4-C3-C5	2.01	118.77	115.29
22	b	608	CLA	CHB-C4A-NA	2.01	127.29	124.51
24	t	101	BCR	C1-C6-C7	2.01	121.37	115.73
22	C	505	CLA	O2A-CGA-CBA	2.01	117.75	111.90
25	L	101	SQD	C4-C3-C2	2.01	114.39	110.84
22	B	608	CLA	CHB-C4A-NA	2.01	127.30	124.51
22	c	509	CLA	C4-C3-C5	2.01	118.78	115.29
32	D	405	LHG	O4-P-O5	2.02	122.72	112.28
25	l	102	SQD	O8-S-C6	2.02	108.47	106.01
24	t	101	BCR	C40-C30-C25	2.02	113.58	110.31
29	Z	101	LMG	C9-O8-C28	2.02	122.30	117.17
32	d	405	LHG	O4-P-O5	2.02	122.74	112.28
22	b	609	CLA	C4A-NA-C1A	2.02	108.96	106.45
22	c	502	CLA	O2A-CGA-CBA	2.03	117.79	111.90
22	b	603	CLA	CMC-C2C-C1C	2.03	128.09	125.02
22	c	505	CLA	O2A-CGA-CBA	2.03	117.80	111.90
22	C	503	CLA	CED-O2D-CGD	2.03	120.72	115.97
22	B	617	CLA	C4-C3-C5	2.03	118.81	115.29
24	a	608	BCR	C2-C1-C6	2.03	113.65	110.48
24	T	102	BCR	C40-C30-C25	2.03	113.60	110.31
22	b	606	CLA	CMC-C2C-C1C	2.03	128.10	125.02
22	c	503	CLA	CED-O2D-CGD	2.04	120.74	115.97
22	b	607	CLA	CMB-C2B-C3B	2.04	128.67	124.89
22	C	502	CLA	O2A-CGA-CBA	2.04	117.83	111.90
22	b	617	CLA	C4-C3-C5	2.04	118.83	115.29
22	B	607	CLA	CMB-C2B-C3B	2.04	128.68	124.89
24	A	608	BCR	C2-C1-C6	2.05	113.68	110.48
22	C	508	CLA	CAC-C3C-C4C	2.05	127.73	124.83
22	C	508	CLA	O2A-CGA-CBA	2.05	117.88	111.90
28	A	613	PL9	C2-C1-C6	2.06	121.28	117.82
25	b	621	SQD	O8-S-C6	2.06	108.52	106.01
28	a	613	PL9	C2-C1-C6	2.06	121.28	117.82
32	d	409	LHG	O4-P-O5	2.06	122.95	112.28
22	a	607	CLA	CHB-C4A-NA	2.06	127.36	124.51
22	b	616	CLA	CMC-C2C-C1C	2.06	128.15	125.02
22	B	613	CLA	C1D-CHD-C4C	2.07	125.31	122.48

Continued on next page...

Continued from previous page...

Mol	Chain	Res	Type	Atoms	Z	Observed(°)	Ideal(°)
22	b	607	CLA	CMC-C2C-C1C	2.07	128.16	125.02
22	A	607	CLA	CHB-C4A-NA	2.07	127.37	124.51
22	B	611	CLA	CAC-C3C-C4C	2.07	127.75	124.83
32	D	409	LHG	O4-P-O5	2.07	123.00	112.28
22	b	611	CLA	CAC-C3C-C4C	2.07	127.75	124.83
22	c	508	CLA	O2A-CGA-CBA	2.07	117.92	111.90
32	l	103	LHG	O8-C23-C24	2.07	117.93	111.90
32	L	102	LHG	O8-C23-C24	2.07	117.93	111.90
22	b	610	CLA	CMC-C2C-C1C	2.07	128.16	125.02
22	C	507	CLA	C1-O2A-CGA	2.07	121.75	116.77
22	B	609	CLA	CMC-C2C-C1C	2.08	128.17	125.02
22	c	507	CLA	C1-O2A-CGA	2.08	121.76	116.77
22	c	511	CLA	CED-O2D-CGD	2.08	120.85	115.97
22	C	511	CLA	CED-O2D-CGD	2.08	120.85	115.97
22	B	610	CLA	CMC-C2C-C1C	2.08	128.18	125.02
22	B	607	CLA	CMC-C2C-C1C	2.08	128.18	125.02
22	B	616	CLA	CMC-C2C-C1C	2.08	128.18	125.02
22	B	606	CLA	CMC-C2C-C1C	2.09	128.18	125.02
22	b	605	CLA	CAC-C3C-C4C	2.09	127.77	124.83
22	d	403	CLA	O2A-CGA-CBA	2.09	117.97	111.90
24	d	404	BCR	C24-C25-C26	2.09	126.53	121.54
24	D	404	BCR	C24-C25-C26	2.09	126.53	121.54
22	D	403	CLA	O2A-CGA-CBA	2.09	118.00	111.90
22	b	615	CLA	CED-O2D-CGD	2.10	120.88	115.97
22	b	609	CLA	CMC-C2C-C1C	2.10	128.20	125.02
22	b	613	CLA	C1D-CHD-C4C	2.10	125.35	122.48
24	B	619	BCR	C28-C29-C30	2.10	122.15	114.59
24	b	618	BCR	C28-C29-C30	2.10	122.15	114.59
22	B	615	CLA	CED-O2D-CGD	2.10	120.89	115.97
29	d	406	LMG	O8-C28-C29	2.10	118.01	111.90
22	c	501	CLA	C4-C3-C5	2.10	118.94	115.29
29	D	406	LMG	O8-C28-C29	2.10	118.02	111.90
24	t	101	BCR	C3-C2-C1	2.10	122.16	114.59
22	c	507	CLA	CED-O2D-CGD	2.11	120.91	115.97
22	c	511	CLA	CMC-C2C-C1C	2.11	128.21	125.02
24	T	102	BCR	C3-C2-C1	2.11	122.17	114.59
22	c	508	CLA	CAC-C3C-C4C	2.11	127.80	124.83
22	C	501	CLA	C4-C3-C5	2.11	118.94	115.29
24	C	515	BCR	C28-C27-C26	2.11	117.41	113.78
22	b	602	CLA	C1-O2A-CGA	2.11	121.83	116.77
25	D	411	SQD	C3-C4-C5	2.11	113.93	110.22
22	a	604	CLA	CED-O2D-CGD	2.12	120.93	115.97

Continued on next page...

Continued from previous page...

Mol	Chain	Res	Type	Atoms	Z	Observed(°)	Ideal(°)
22	B	602	CLA	C1-O2A-CGA	2.12	121.85	116.77
24	c	515	BCR	C28-C27-C26	2.12	117.42	113.78
22	B	617	CLA	CED-O2D-CGD	2.12	120.94	115.97
22	B	605	CLA	CAC-C3C-C4C	2.12	127.82	124.83
22	C	509	CLA	C1-O2A-CGA	2.12	121.86	116.77
22	C	512	CLA	CMC-C2C-C1C	2.12	128.24	125.02
22	c	509	CLA	C1-O2A-CGA	2.12	121.86	116.77
22	A	604	CLA	CED-O2D-CGD	2.13	120.95	115.97
22	C	507	CLA	CED-O2D-CGD	2.13	120.95	115.97
22	b	617	CLA	CED-O2D-CGD	2.13	120.96	115.97
22	d	401	CLA	CED-O2D-CGD	2.13	120.96	115.97
25	d	411	SQD	C3-C4-C5	2.13	113.97	110.22
22	D	401	CLA	CED-O2D-CGD	2.13	120.97	115.97
22	C	511	CLA	CMC-C2C-C1C	2.14	128.26	125.02
22	B	616	CLA	CED-O2D-CGD	2.14	120.99	115.97
22	B	615	CLA	O2A-CGA-CBA	2.14	118.13	111.90
22	B	603	CLA	O2A-CGA-CBA	2.15	118.14	111.90
22	b	616	CLA	CED-O2D-CGD	2.15	121.00	115.97
31	C	517	DGD	O1G-C1A-C2A	2.15	118.15	111.90
24	k	102	BCR	C1-C6-C7	2.15	121.77	115.73
22	c	512	CLA	CMC-C2C-C1C	2.15	128.28	125.02
24	K	102	BCR	C1-C6-C7	2.15	121.78	115.73
31	c	517	DGD	O1G-C1A-C2A	2.15	118.17	111.90
24	D	404	BCR	C38-C26-C25	2.15	126.92	124.51
22	b	603	CLA	O2A-CGA-CBA	2.16	118.17	111.90
33	V	201	HEM	C4C-C3C-C2C	2.16	108.40	106.90
22	b	615	CLA	O2A-CGA-CBA	2.16	118.18	111.90
22	b	605	CLA	CMC-C2C-C1C	2.16	128.30	125.02
24	d	404	BCR	C38-C26-C25	2.16	126.93	124.51
22	B	614	CLA	C1D-CHD-C4C	2.17	125.45	122.48
22	B	609	CLA	C4-C3-C5	2.17	119.06	115.29
22	c	505	CLA	C1-O2A-CGA	2.17	121.99	116.77
22	C	505	CLA	C1-O2A-CGA	2.18	121.99	116.77
22	C	512	CLA	CAC-C3C-C4C	2.18	127.90	124.83
22	c	502	CLA	CMB-C2B-C3B	2.18	128.93	124.89
22	c	506	CLA	O2A-CGA-CBA	2.18	118.24	111.90
22	b	609	CLA	C4-C3-C5	2.18	119.07	115.29
33	v	201	HEM	C4C-C3C-C2C	2.18	108.42	106.90
22	b	614	CLA	C1D-CHD-C4C	2.18	125.47	122.48
22	a	603	CLA	C4-C3-C5	2.18	119.08	115.29
32	D	407	LHG	O7-C7-C8	2.19	116.09	111.55
22	b	607	CLA	C1-O2A-CGA	2.19	122.02	116.77

Continued on next page...

Continued from previous page...

Mol	Chain	Res	Type	Atoms	Z	Observed(°)	Ideal(°)
22	C	506	CLA	O2A-CGA-CBA	2.19	118.27	111.90
22	c	513	CLA	CAC-C3C-C4C	2.19	127.92	124.83
22	a	604	CLA	C1-O2A-CGA	2.19	122.03	116.77
32	d	407	LHG	O7-C7-C8	2.19	116.11	111.55
22	B	606	CLA	CED-O2D-CGD	2.20	121.12	115.97
22	b	606	CLA	CED-O2D-CGD	2.20	121.12	115.97
22	B	605	CLA	CMC-C2C-C1C	2.20	128.35	125.02
22	c	512	CLA	CAC-C3C-C4C	2.20	127.93	124.83
22	B	607	CLA	C1-O2A-CGA	2.20	122.05	116.77
28	D	408	PL9	C10-C9-C11	2.20	119.11	115.29
23	a	606	PHO	CMB-C2B-C1B	2.20	128.47	125.04
22	B	603	CLA	CED-O2D-CGD	2.20	121.14	115.97
22	b	603	CLA	CED-O2D-CGD	2.20	121.14	115.97
22	c	511	CLA	CAC-C3C-C4C	2.21	127.94	124.83
22	C	511	CLA	CAC-C3C-C4C	2.21	127.94	124.83
28	d	408	PL9	C10-C9-C11	2.21	119.12	115.29
22	B	608	CLA	C1-O2A-CGA	2.21	122.07	116.77
22	C	502	CLA	CMB-C2B-C3B	2.21	129.00	124.89
22	B	614	CLA	CMC-C2C-C1C	2.21	128.38	125.02
22	A	604	CLA	C1-O2A-CGA	2.21	122.09	116.77
28	D	408	PL9	C2-C1-C6	2.22	121.54	117.82
22	c	510	CLA	CAC-C3C-C4C	2.22	127.96	124.83
22	b	616	CLA	C1-O2A-CGA	2.22	122.10	116.77
22	c	509	CLA	CMB-C2B-C3B	2.22	129.02	124.89
22	b	608	CLA	C1-O2A-CGA	2.23	122.11	116.77
22	C	509	CLA	CMB-C2B-C3B	2.23	129.03	124.89
22	C	513	CLA	CAC-C3C-C4C	2.23	127.98	124.83
22	A	603	CLA	C4-C3-C5	2.23	119.16	115.29
23	A	605	PHO	CMB-C2B-C1B	2.23	128.52	125.04
23	A	606	PHO	CMB-C2B-C1B	2.23	128.52	125.04
22	C	510	CLA	CAC-C3C-C4C	2.24	127.99	124.83
28	d	408	PL9	C2-C1-C6	2.24	121.58	117.82
22	b	611	CLA	CMB-C2B-C3B	2.24	129.05	124.89
22	B	616	CLA	C1-O2A-CGA	2.24	122.15	116.77
22	b	614	CLA	CMC-C2C-C1C	2.24	128.42	125.02
22	b	604	CLA	O2A-CGA-CBA	2.25	118.46	111.90
22	a	603	CLA	CMC-C2C-C1C	2.26	128.44	125.02
23	a	605	PHO	CMB-C2B-C1B	2.26	128.56	125.04
22	c	501	CLA	CMB-C2B-C3B	2.26	129.08	124.89
28	d	408	PL9	C35-C34-C36	2.26	119.21	115.29
22	C	501	CLA	CMB-C2B-C3B	2.26	129.09	124.89
31	h	102	DGD	O6E-C5E-C6E	2.26	111.83	106.41

Continued on next page...

Continued from previous page...

Mol	Chain	Res	Type	Atoms	Z	Observed(°)	Ideal(°)
24	C	515	BCR	C27-C26-C25	2.26	126.06	122.74
22	b	610	CLA	CED-O2D-CGD	2.27	121.28	115.97
29	D	406	LMG	O7-C10-C11	2.27	116.26	111.55
22	B	604	CLA	O2A-CGA-CBA	2.27	118.50	111.90
22	B	610	CLA	CED-O2D-CGD	2.27	121.28	115.97
22	B	611	CLA	CMB-C2B-C3B	2.27	129.10	124.89
24	c	515	BCR	C27-C26-C25	2.27	126.07	122.74
29	d	406	LMG	O7-C10-C11	2.27	116.27	111.55
31	H	102	DGD	O6E-C5E-C6E	2.27	111.85	106.41
28	D	408	PL9	C35-C34-C36	2.27	119.23	115.29
22	A	603	CLA	O2A-CGA-CBA	2.27	118.51	111.90
32	d	409	LHG	O8-C23-C24	2.28	118.53	111.90
22	b	616	CLA	CMB-C2B-C3B	2.28	129.12	124.89
22	B	603	CLA	C1-O2A-CGA	2.28	122.25	116.77
32	D	409	LHG	O8-C23-C24	2.28	118.54	111.90
22	a	603	CLA	O2A-CGA-CBA	2.28	118.54	111.90
22	B	615	CLA	CMB-C2B-C3B	2.29	129.13	124.89
22	b	603	CLA	C1-O2A-CGA	2.29	122.25	116.77
22	B	613	CLA	O2A-CGA-CBA	2.29	118.55	111.90
22	B	616	CLA	CMB-C2B-C3B	2.29	129.14	124.89
22	A	603	CLA	CMC-C2C-C1C	2.29	128.49	125.02
28	A	613	PL9	C45-C44-C46	2.29	119.26	115.29
22	B	608	CLA	CMB-C2B-C3B	2.29	129.15	124.89
24	K	101	BCR	C30-C25-C24	2.30	122.18	115.73
22	b	613	CLA	O2A-CGA-CBA	2.30	118.59	111.90
28	a	613	PL9	C45-C44-C46	2.30	119.28	115.29
22	b	615	CLA	CMB-C2B-C3B	2.30	129.16	124.89
24	b	622	BCR	C32-C1-C6	2.30	114.04	110.31
22	b	610	CLA	CMB-C2B-C3B	2.30	129.17	124.89
22	B	602	CLA	CMB-C2B-C3B	2.31	129.17	124.89
24	k	101	BCR	C30-C25-C24	2.31	122.22	115.73
22	a	607	CLA	C1-O2A-CGA	2.31	122.31	116.77
22	B	612	CLA	CMB-C2B-C3B	2.31	129.18	124.89
22	A	607	CLA	C1-O2A-CGA	2.31	122.32	116.77
25	b	601	SQD	C3-C4-C5	2.31	114.29	110.22
24	b	618	BCR	C4-C5-C6	2.31	126.13	122.74
22	D	401	CLA	O2A-CGA-CBA	2.31	118.63	111.90
22	b	602	CLA	CMB-C2B-C3B	2.32	129.19	124.89
22	d	401	CLA	O2A-CGA-CBA	2.32	118.65	111.90
22	b	608	CLA	CMB-C2B-C3B	2.32	129.20	124.89
24	K	102	BCR	C4-C5-C6	2.32	126.15	122.74
22	c	505	CLA	CED-O2D-CGD	2.32	121.41	115.97

Continued on next page...

Continued from previous page...

Mol	Chain	Res	Type	Atoms	Z	Observed(°)	Ideal(°)
22	C	505	CLA	CED-O2D-CGD	2.32	121.42	115.97
22	a	607	CLA	CAC-C3C-C4C	2.32	128.11	124.83
24	B	619	BCR	C4-C5-C6	2.33	126.15	122.74
25	B	601	SQD	C3-C4-C5	2.33	114.32	110.22
22	B	610	CLA	CMB-C2B-C3B	2.33	129.21	124.89
24	H	101	BCR	C28-C29-C30	2.33	122.97	114.59
24	k	102	BCR	C4-C5-C6	2.33	126.16	122.74
22	c	506	CLA	CAC-C3C-C4C	2.33	128.12	124.83
24	h	101	BCR	C28-C29-C30	2.33	122.99	114.59
24	B	622	BCR	C32-C1-C6	2.33	114.09	110.31
22	c	512	CLA	C1-O2A-CGA	2.34	122.38	116.77
22	c	513	CLA	C4-C3-C5	2.34	119.35	115.29
22	b	612	CLA	CMB-C2B-C3B	2.35	129.25	124.89
22	b	611	CLA	CHB-C4A-NA	2.35	127.76	124.51
22	B	611	CLA	CHB-C4A-NA	2.35	127.76	124.51
24	T	101	BCR	C2-C3-C4	2.35	116.95	111.34
23	a	606	PHO	CED-O2D-CGD	2.35	121.48	115.97
22	c	508	CLA	C1D-CHD-C4C	2.35	125.70	122.48
22	C	513	CLA	C4-C3-C5	2.36	119.38	115.29
22	c	507	CLA	O2A-CGA-CBA	2.36	118.77	111.90
22	C	507	CLA	O2A-CGA-CBA	2.36	118.77	111.90
22	c	512	CLA	CED-O2D-CGD	2.36	121.50	115.97
23	A	606	PHO	CED-O2D-CGD	2.36	121.51	115.97
22	A	607	CLA	CAC-C3C-C4C	2.37	128.17	124.83
22	C	506	CLA	CAC-C3C-C4C	2.37	128.17	124.83
24	B	618	BCR	C2-C3-C4	2.37	116.99	111.34
22	C	512	CLA	CED-O2D-CGD	2.37	121.52	115.97
22	C	509	CLA	CAC-C3C-C4C	2.37	128.17	124.83
23	a	606	PHO	C4D-C3D-CAD	2.37	109.81	105.41
22	D	402	CLA	CMC-C2C-C1C	2.38	128.62	125.02
22	C	508	CLA	C1D-CHD-C4C	2.38	125.73	122.48
22	B	615	CLA	CMC-C2C-C1C	2.38	128.62	125.02
23	A	606	PHO	C4D-C3D-CAD	2.38	109.82	105.41
22	c	504	CLA	CMC-C2C-C1C	2.38	128.63	125.02
24	b	622	BCR	C1-C6-C7	2.38	122.42	115.73
24	B	622	BCR	C1-C6-C7	2.38	122.42	115.73
24	b	622	BCR	C40-C30-C25	2.38	114.17	110.31
29	A	614	LMG	O1-C1-C2	2.38	112.12	108.23
22	c	506	CLA	CMC-C2C-C1C	2.38	128.63	125.02
24	B	622	BCR	C40-C30-C25	2.38	114.17	110.31
22	d	402	CLA	CMC-C2C-C1C	2.38	128.64	125.02
24	t	101	BCR	C31-C1-C6	2.39	114.18	110.31

Continued on next page...

Continued from previous page...

Mol	Chain	Res	Type	Atoms	Z	Observed(°)	Ideal(°)
22	C	512	CLA	C1-O2A-CGA	2.39	122.50	116.77
22	B	605	CLA	O2A-CGA-CBA	2.39	118.86	111.90
22	C	510	CLA	O2A-CGA-CBA	2.39	118.86	111.90
22	B	617	CLA	C1-O2A-CGA	2.40	122.52	116.77
31	d	410	DGD	O6D-C5D-C6D	2.40	111.43	106.64
22	b	605	CLA	O2A-CGA-CBA	2.40	118.88	111.90
25	A	609	SQD	O48-C23-C24	2.40	118.88	111.90
22	b	617	CLA	C1-O2A-CGA	2.40	122.53	116.77
22	c	510	CLA	O2A-CGA-CBA	2.40	118.88	111.90
25	a	609	SQD	O48-C23-C24	2.40	118.89	111.90
22	b	615	CLA	CMC-C2C-C1C	2.41	128.67	125.02
22	C	506	CLA	CMC-C2C-C1C	2.41	128.67	125.02
29	a	614	LMG	O1-C1-C2	2.41	112.16	108.23
22	c	509	CLA	CAC-C3C-C4C	2.41	128.22	124.83
22	D	403	CLA	CAC-C3C-C4C	2.41	128.23	124.83
22	A	607	CLA	O2A-CGA-CBA	2.42	118.93	111.90
22	b	609	CLA	CAC-C3C-C4C	2.42	128.24	124.83
22	d	403	CLA	C4-C3-C5	2.42	119.49	115.29
22	C	504	CLA	CMC-C2C-C1C	2.42	128.69	125.02
22	A	607	CLA	CMB-C2B-C3B	2.43	129.40	124.89
24	T	102	BCR	C31-C1-C6	2.43	114.25	110.31
22	C	506	CLA	CMB-C2B-C3B	2.43	129.40	124.89
22	c	506	CLA	CMB-C2B-C3B	2.43	129.40	124.89
22	a	607	CLA	O2A-CGA-CBA	2.43	118.97	111.90
24	H	101	BCR	C30-C25-C24	2.43	122.57	115.73
24	h	101	BCR	C30-C25-C24	2.43	122.57	115.73
31	D	410	DGD	O6D-C5D-C6D	2.44	111.50	106.64
28	A	613	PL9	C10-C9-C11	2.44	119.52	115.29
22	B	611	CLA	C4-C3-C5	2.44	119.52	115.29
22	a	607	CLA	CMB-C2B-C3B	2.44	129.43	124.89
22	d	403	CLA	CAC-C3C-C4C	2.45	128.28	124.83
22	b	611	CLA	C4-C3-C5	2.45	119.54	115.29
23	A	605	PHO	C4D-C3D-CAD	2.45	109.95	105.41
31	D	410	DGD	O6E-C5E-C6E	2.45	112.28	106.41
22	D	403	CLA	C4-C3-C5	2.45	119.54	115.29
32	D	407	LHG	O8-C23-C24	2.45	119.03	111.90
22	c	507	CLA	CMC-C2C-C1C	2.45	128.74	125.02
24	b	622	BCR	C38-C26-C25	2.45	127.25	124.51
32	d	407	LHG	O8-C23-C24	2.45	119.03	111.90
22	B	609	CLA	CAC-C3C-C4C	2.45	128.29	124.83
31	d	410	DGD	O6E-C5E-C6E	2.45	112.29	106.41
28	a	613	PL9	C10-C9-C11	2.45	119.55	115.29

Continued on next page...

Continued from previous page...

Mol	Chain	Res	Type	Atoms	Z	Observed(°)	Ideal(°)
22	B	615	CLA	C1-O2A-CGA	2.46	122.67	116.77
22	b	615	CLA	C1-O2A-CGA	2.46	122.68	116.77
22	C	501	CLA	CAC-C3C-C4C	2.47	128.31	124.83
22	B	614	CLA	C4-C3-C5	2.47	119.57	115.29
22	C	507	CLA	CMC-C2C-C1C	2.47	128.77	125.02
22	b	612	CLA	CAC-C3C-C4C	2.47	128.31	124.83
22	C	502	CLA	CMC-C2C-C1C	2.47	128.77	125.02
22	a	607	CLA	CED-O2D-CGD	2.47	121.77	115.97
29	A	614	LMG	O8-C28-C29	2.48	119.11	111.90
22	c	501	CLA	CAC-C3C-C4C	2.48	128.33	124.83
24	H	101	BCR	C39-C30-C25	2.48	114.33	110.31
22	A	607	CLA	CED-O2D-CGD	2.48	121.79	115.97
24	h	101	BCR	C39-C30-C25	2.49	114.34	110.31
23	a	605	PHO	C4D-C3D-CAD	2.49	110.02	105.41
22	c	502	CLA	CMC-C2C-C1C	2.49	128.79	125.02
22	b	614	CLA	C4-C3-C5	2.49	119.61	115.29
22	d	401	CLA	C4A-NA-C1A	2.49	109.54	106.45
29	a	614	LMG	O8-C28-C29	2.49	119.15	111.90
22	D	403	CLA	CMB-C2B-C3B	2.49	129.52	124.89
22	d	403	CLA	CMB-C2B-C3B	2.49	129.52	124.89
22	B	612	CLA	CAC-C3C-C4C	2.49	128.35	124.83
22	B	614	CLA	O2A-CGA-CBA	2.50	119.16	111.90
22	b	614	CLA	CMB-C2B-C3B	2.50	129.52	124.89
24	B	622	BCR	C38-C26-C25	2.50	127.31	124.51
22	b	614	CLA	O2A-CGA-CBA	2.50	119.17	111.90
22	D	403	CLA	CED-O2D-CGD	2.50	121.84	115.97
22	A	603	CLA	C4A-NA-C1A	2.50	109.56	106.45
22	D	401	CLA	CAC-C3C-C4C	2.51	128.36	124.83
22	B	614	CLA	CMB-C2B-C3B	2.51	129.55	124.89
22	c	503	CLA	CMC-C2C-C1C	2.52	128.84	125.02
24	d	404	BCR	C30-C25-C24	2.52	122.80	115.73
22	d	403	CLA	CED-O2D-CGD	2.52	121.87	115.97
24	D	404	BCR	C30-C25-C24	2.52	122.80	115.73
31	d	410	DGD	O5D-C1E-C2E	2.52	112.34	108.23
22	a	603	CLA	CAC-C3C-C4C	2.52	128.38	124.83
22	B	616	CLA	C4-C3-C5	2.52	119.66	115.29
22	b	616	CLA	C4-C3-C5	2.52	119.67	115.29
22	C	502	CLA	C4-C3-C5	2.53	119.67	115.29
22	C	511	CLA	C4-C3-C5	2.53	119.68	115.29
22	c	502	CLA	C4-C3-C5	2.53	119.68	115.29
24	T	101	BCR	C4-C5-C6	2.54	126.46	122.74
24	a	608	BCR	C29-C30-C25	2.54	114.45	110.48

Continued on next page...

Continued from previous page...

Mol	Chain	Res	Type	Atoms	Z	Observed(°)	Ideal(°)
22	C	503	CLA	CMC-C2C-C1C	2.54	128.88	125.02
31	D	410	DGD	O5D-C1E-C2E	2.54	112.38	108.23
22	c	511	CLA	C4-C3-C5	2.54	119.70	115.29
22	a	603	CLA	C4A-NA-C1A	2.54	109.61	106.45
22	A	607	CLA	CMC-C2C-C1C	2.54	128.88	125.02
24	B	618	BCR	C4-C5-C6	2.54	126.47	122.74
24	k	102	BCR	C33-C5-C6	2.55	127.36	124.51
22	B	613	CLA	CMC-C2C-C1C	2.55	128.88	125.02
22	D	401	CLA	C4A-NA-C1A	2.55	109.61	106.45
24	K	101	BCR	C28-C27-C26	2.55	118.17	113.78
22	a	607	CLA	CMC-C2C-C1C	2.55	128.89	125.02
24	k	101	BCR	C28-C27-C26	2.55	118.17	113.78
22	c	513	CLA	O2A-CGA-CBA	2.55	119.33	111.90
22	d	402	CLA	CAC-C3C-C4C	2.55	128.43	124.83
22	D	402	CLA	CAC-C3C-C4C	2.55	128.43	124.83
22	d	401	CLA	CMC-C2C-C1C	2.55	128.89	125.02
22	d	401	CLA	CAC-C3C-C4C	2.56	128.43	124.83
22	A	603	CLA	CAC-C3C-C4C	2.56	128.44	124.83
28	D	408	PL9	C7-C3-C4	2.56	118.95	116.88
22	C	513	CLA	O2A-CGA-CBA	2.56	119.34	111.90
24	A	608	BCR	C29-C30-C25	2.56	114.48	110.48
22	B	607	CLA	O2A-CGA-CBA	2.56	119.34	111.90
22	b	607	CLA	O2A-CGA-CBA	2.56	119.34	111.90
32	d	405	LHG	O7-C7-C8	2.56	116.87	111.55
22	D	401	CLA	CMC-C2C-C1C	2.56	128.91	125.02
24	c	514	BCR	C39-C30-C25	2.57	114.47	110.31
22	c	503	CLA	C4-C3-C5	2.57	119.74	115.29
28	d	408	PL9	C7-C3-C4	2.57	118.96	116.88
24	c	515	BCR	C23-C24-C25	2.57	134.45	127.25
24	K	102	BCR	C33-C5-C6	2.57	127.39	124.51
22	C	503	CLA	C4-C3-C5	2.58	119.76	115.29
24	K	102	BCR	C29-C30-C25	2.58	114.51	110.48
22	D	401	CLA	C4-C3-C5	2.58	119.76	115.29
32	D	405	LHG	O7-C7-C8	2.58	116.92	111.55
22	c	501	CLA	CMC-C2C-C1C	2.59	128.94	125.02
24	C	514	BCR	C39-C30-C25	2.59	114.50	110.31
24	C	515	BCR	C23-C24-C25	2.59	134.51	127.25
22	c	512	CLA	O2A-CGA-CBA	2.59	119.45	111.90
22	b	614	CLA	O2D-CGD-CBD	2.60	115.94	111.30
24	b	622	BCR	C23-C24-C25	2.60	134.53	127.25
22	b	613	CLA	CMC-C2C-C1C	2.60	128.96	125.02
24	C	514	BCR	C3-C4-C5	2.60	118.26	113.78

Continued on next page...

Continued from previous page...

Mol	Chain	Res	Type	Atoms	Z	Observed(°)	Ideal(°)
24	B	622	BCR	C23-C24-C25	2.60	134.54	127.25
22	B	614	CLA	O2D-CGD-CBD	2.60	115.95	111.30
22	d	401	CLA	C4-C3-C5	2.61	119.82	115.29
24	c	514	BCR	C3-C4-C5	2.61	118.27	113.78
23	A	605	PHO	CAC-C3C-C4C	2.61	128.28	125.21
22	C	501	CLA	C1-O2A-CGA	2.62	123.05	116.77
24	k	102	BCR	C29-C30-C25	2.62	114.57	110.48
24	d	404	BCR	C2-C1-C6	2.62	114.58	110.48
22	C	512	CLA	O2A-CGA-CBA	2.62	119.53	111.90
22	C	501	CLA	CMC-C2C-C1C	2.63	129.00	125.02
28	A	613	PL9	C40-C39-C41	2.63	119.84	115.29
22	c	501	CLA	C1-O2A-CGA	2.63	123.08	116.77
25	b	621	SQD	C4-C3-C2	2.63	115.48	110.84
23	a	605	PHO	CAC-C3C-C4C	2.63	128.30	125.21
22	C	509	CLA	O2A-CGA-CBA	2.64	119.58	111.90
22	C	505	CLA	CMB-C2B-C3B	2.64	129.79	124.89
22	c	505	CLA	CMB-C2B-C3B	2.64	129.80	124.89
22	c	509	CLA	O2A-CGA-CBA	2.64	119.59	111.90
28	a	613	PL9	C40-C39-C41	2.64	119.88	115.29
22	B	613	CLA	CED-O2D-CGD	2.65	122.17	115.97
25	l	102	SQD	C4-C3-C2	2.65	115.51	110.84
22	c	508	CLA	C4-C3-C5	2.65	119.89	115.29
24	D	404	BCR	C2-C1-C6	2.66	114.64	110.48
22	B	605	CLA	C4-C3-C5	2.66	119.91	115.29
22	b	613	CLA	CED-O2D-CGD	2.66	122.21	115.97
22	C	508	CLA	C4-C3-C5	2.67	119.92	115.29
29	C	520	LMG	O8-C28-C29	2.67	119.66	111.90
22	B	602	CLA	C3B-C4B-NB	2.67	112.66	109.21
24	B	619	BCR	C1-C6-C7	2.67	123.24	115.73
29	c	520	LMG	O8-C28-C29	2.67	119.67	111.90
28	A	613	PL9	C35-C34-C36	2.67	119.92	115.29
22	C	513	CLA	CMC-C2C-C1C	2.67	129.07	125.02
22	C	510	CLA	CMC-C2C-C1C	2.67	129.07	125.02
24	b	622	BCR	C3-C4-C5	2.67	118.38	113.78
24	B	622	BCR	C3-C4-C5	2.67	118.38	113.78
22	C	508	CLA	CMB-C2B-C3B	2.68	129.86	124.89
22	c	513	CLA	CMC-C2C-C1C	2.68	129.08	125.02
22	d	402	CLA	CMB-C2B-C3B	2.68	129.86	124.89
24	B	622	BCR	C29-C30-C25	2.69	114.68	110.48
24	b	618	BCR	C1-C6-C7	2.69	123.28	115.73
28	a	613	PL9	C35-C34-C36	2.69	119.95	115.29
22	c	508	CLA	CMB-C2B-C3B	2.69	129.88	124.89

Continued on next page...

Continued from previous page...

Mol	Chain	Res	Type	Atoms	Z	Observed(°)	Ideal(°)
22	c	504	CLA	C1-O2A-CGA	2.70	123.25	116.77
22	b	605	CLA	C4-C3-C5	2.70	119.97	115.29
22	c	506	CLA	C3B-C4B-NB	2.70	112.70	109.21
24	b	622	BCR	C29-C30-C25	2.70	114.70	110.48
22	b	602	CLA	C3B-C4B-NB	2.70	112.70	109.21
22	C	504	CLA	C1-O2A-CGA	2.70	123.26	116.77
22	D	402	CLA	CMB-C2B-C3B	2.71	129.91	124.89
22	c	510	CLA	CMC-C2C-C1C	2.71	129.13	125.02
22	C	506	CLA	C3B-C4B-NB	2.71	112.72	109.21
22	c	505	CLA	CAC-C3C-C4C	2.71	128.66	124.83
22	C	513	CLA	C3B-C4B-NB	2.71	112.72	109.21
22	C	505	CLA	CAC-C3C-C4C	2.71	128.66	124.83
22	c	510	CLA	CMB-C2B-C3B	2.72	129.93	124.89
22	c	504	CLA	CAC-C3C-C4C	2.72	128.66	124.83
22	C	510	CLA	CMB-C2B-C3B	2.72	129.94	124.89
22	b	606	CLA	C3B-C4B-NB	2.73	112.74	109.21
22	C	504	CLA	CAC-C3C-C4C	2.73	128.68	124.83
22	c	513	CLA	C3B-C4B-NB	2.73	112.74	109.21
22	c	507	CLA	CMB-C2B-C3B	2.74	129.97	124.89
22	B	608	CLA	C4-C3-C5	2.75	120.06	115.29
22	C	507	CLA	CMB-C2B-C3B	2.75	130.00	124.89
22	d	402	CLA	C4-C3-C5	2.76	120.08	115.29
22	b	608	CLA	C4-C3-C5	2.76	120.08	115.29
22	c	503	CLA	C3B-C4B-NB	2.76	112.78	109.21
28	a	613	PL9	C15-C14-C16	2.77	120.09	115.29
28	A	613	PL9	C25-C24-C26	2.77	120.10	115.29
28	A	613	PL9	C15-C14-C16	2.78	120.11	115.29
24	T	101	BCR	C39-C30-C25	2.78	114.81	110.31
31	C	518	DGD	O1G-C1A-C2A	2.78	119.98	111.90
22	D	402	CLA	C4-C3-C5	2.78	120.11	115.29
22	B	606	CLA	C3B-C4B-NB	2.78	112.80	109.21
31	c	518	DGD	O1G-C1A-C2A	2.78	119.99	111.90
22	b	617	CLA	CMB-C2B-C3B	2.79	130.06	124.89
22	c	512	CLA	CMB-C2B-C3B	2.79	130.06	124.89
22	B	608	CLA	O2D-CGD-CBD	2.79	116.28	111.30
31	D	410	DGD	O1G-C1A-C2A	2.79	120.01	111.90
22	c	512	CLA	C3B-C4B-NB	2.79	112.81	109.21
31	d	410	DGD	O1G-C1A-C2A	2.79	120.01	111.90
22	B	617	CLA	CMB-C2B-C3B	2.79	130.07	124.89
22	B	615	CLA	CAC-C3C-C4C	2.79	128.77	124.83
22	b	615	CLA	CAC-C3C-C4C	2.79	128.77	124.83
22	C	503	CLA	C3B-C4B-NB	2.79	112.82	109.21

Continued on next page...

Continued from previous page...

Mol	Chain	Res	Type	Atoms	Z	Observed(°)	Ideal(°)
22	C	512	CLA	CMB-C2B-C3B	2.80	130.09	124.89
22	b	607	CLA	C4-C3-C5	2.80	120.14	115.29
22	b	608	CLA	O2D-CGD-CBD	2.80	116.30	111.30
28	a	613	PL9	C25-C24-C26	2.80	120.15	115.29
22	C	512	CLA	C3B-C4B-NB	2.81	112.84	109.21
22	B	607	CLA	C4-C3-C5	2.81	120.17	115.29
24	T	102	BCR	C39-C30-C25	2.82	114.87	110.31
28	A	613	PL9	C53-C6-C1	2.82	120.83	114.84
28	a	613	PL9	C53-C6-C1	2.83	120.85	114.84
28	a	613	PL9	C30-C29-C31	2.83	120.20	115.29
22	b	617	CLA	O2A-CGA-CBA	2.84	120.15	111.90
24	B	618	BCR	C39-C30-C25	2.84	114.91	110.31
24	t	101	BCR	C39-C30-C25	2.85	114.93	110.31
22	b	602	CLA	CMC-C2C-C1C	2.85	129.34	125.02
22	b	604	CLA	CMB-C2B-C3B	2.86	130.19	124.89
22	C	507	CLA	C3B-C4B-NB	2.86	112.91	109.21
28	A	613	PL9	C30-C29-C31	2.86	120.25	115.29
24	a	608	BCR	C8-C7-C6	2.86	135.27	127.25
22	B	617	CLA	O2A-CGA-CBA	2.86	120.24	111.90
22	B	602	CLA	CMC-C2C-C1C	2.87	129.37	125.02
22	b	611	CLA	O2A-CGA-CBA	2.87	120.24	111.90
22	B	611	CLA	O2A-CGA-CBA	2.87	120.25	111.90
22	c	505	CLA	C3B-C4B-NB	2.87	112.92	109.21
22	B	604	CLA	CMB-C2B-C3B	2.88	130.23	124.89
22	c	507	CLA	C3B-C4B-NB	2.88	112.93	109.21
22	b	609	CLA	O2A-CGA-CBA	2.89	120.30	111.90
24	A	608	BCR	C8-C7-C6	2.89	135.34	127.25
22	C	505	CLA	C3B-C4B-NB	2.89	112.95	109.21
28	D	408	PL9	C53-C6-C1	2.89	120.98	114.84
22	B	609	CLA	O2A-CGA-CBA	2.90	120.33	111.90
24	h	101	BCR	C4-C5-C6	2.90	127.00	122.74
22	B	604	CLA	C4-C3-C5	2.91	120.34	115.29
28	d	408	PL9	C53-C6-C1	2.91	121.02	114.84
24	a	608	BCR	C31-C1-C6	2.92	115.04	110.31
22	c	504	CLA	C4-C3-C5	2.92	120.35	115.29
29	b	619	LMG	O8-C28-C29	2.92	120.40	111.90
22	B	603	CLA	C4A-NA-C1A	2.92	110.08	106.45
28	A	613	PL9	C7-C3-C4	2.92	119.25	116.88
24	k	102	BCR	C40-C30-C25	2.92	115.05	110.31
22	C	504	CLA	C4-C3-C5	2.93	120.37	115.29
25	b	621	SQD	O48-C23-C24	2.93	120.42	111.90
22	b	604	CLA	C4-C3-C5	2.93	120.37	115.29

Continued on next page...

Continued from previous page...

Mol	Chain	Res	Type	Atoms	Z	Observed(°)	Ideal(°)
22	C	513	CLA	CMB-C2B-C3B	2.93	130.33	124.89
22	B	613	CLA	C3B-C4B-NB	2.93	113.00	109.21
24	K	102	BCR	C40-C30-C25	2.93	115.06	110.31
24	A	608	BCR	C31-C1-C6	2.93	115.06	110.31
24	H	101	BCR	C4-C5-C6	2.93	127.04	122.74
25	L	101	SQD	O48-C23-C24	2.94	120.46	111.90
22	b	613	CLA	C3B-C4B-NB	2.94	113.01	109.21
25	l	102	SQD	O48-C23-C24	2.94	120.46	111.90
29	B	620	LMG	O8-C28-C29	2.95	120.47	111.90
25	l	101	SQD	O48-C23-C24	2.95	120.47	111.90
25	l	101	SQD	O9-S-C6	2.96	109.36	106.83
22	c	513	CLA	CMB-C2B-C3B	2.96	130.39	124.89
22	b	603	CLA	C4A-NA-C1A	2.97	110.14	106.45
22	c	507	CLA	C4-C3-C5	2.98	120.45	115.29
25	L	101	SQD	O9-S-C6	2.98	109.37	106.83
22	C	507	CLA	C4-C3-C5	2.98	120.47	115.29
22	b	610	CLA	CAC-C3C-C4C	2.99	129.05	124.83
22	a	604	CLA	CAC-C3C-C4C	2.99	129.05	124.83
22	C	506	CLA	C4-C3-C5	2.99	120.48	115.29
28	a	613	PL9	C7-C3-C4	3.00	119.31	116.88
22	a	604	CLA	C4A-NA-C1A	3.00	110.17	106.45
22	b	603	CLA	CMB-C2B-C3B	3.00	130.45	124.89
22	B	603	CLA	CMB-C2B-C3B	3.00	130.45	124.89
24	A	608	BCR	C33-C5-C6	3.00	127.86	124.51
25	B	601	SQD	O6-C1-C2	3.00	113.13	108.23
22	c	506	CLA	C4-C3-C5	3.00	120.49	115.29
22	c	505	CLA	CMC-C2C-C1C	3.00	129.57	125.02
22	C	504	CLA	CMB-C2B-C3B	3.00	130.47	124.89
24	k	102	BCR	C27-C26-C25	3.01	127.15	122.74
25	b	601	SQD	O6-C1-C2	3.01	113.14	108.23
22	C	505	CLA	CMC-C2C-C1C	3.01	129.58	125.02
22	A	604	CLA	C4A-NA-C1A	3.01	110.19	106.45
22	a	604	CLA	C4-C3-C5	3.01	120.51	115.29
22	B	603	CLA	C3B-C4B-NB	3.01	113.10	109.21
22	B	610	CLA	CAC-C3C-C4C	3.01	129.07	124.83
24	K	102	BCR	C27-C26-C25	3.01	127.16	122.74
22	c	504	CLA	CMB-C2B-C3B	3.01	130.48	124.89
22	A	604	CLA	C4-C3-C5	3.01	120.52	115.29
31	h	102	DGD	O2G-C1B-C2B	3.02	117.82	111.55
24	t	101	BCR	C30-C25-C24	3.02	124.22	115.73
24	T	102	BCR	C30-C25-C24	3.02	124.22	115.73
22	c	501	CLA	C3B-C4B-NB	3.02	113.12	109.21

Continued on next page...

Continued from previous page...

Mol	Chain	Res	Type	Atoms	Z	Observed(°)	Ideal(°)
24	D	404	BCR	C3-C2-C1	3.03	125.48	114.59
31	H	102	DGD	O2G-C1B-C2B	3.03	117.84	111.55
22	b	604	CLA	C4A-NA-C1A	3.03	110.21	106.45
22	A	604	CLA	CAC-C3C-C4C	3.03	129.10	124.83
22	a	603	CLA	O2D-CGD-CBD	3.04	116.72	111.30
24	a	608	BCR	C33-C5-C6	3.04	127.91	124.51
22	B	603	CLA	C4-C3-C5	3.04	120.56	115.29
22	C	501	CLA	C3B-C4B-NB	3.04	113.14	109.21
24	d	404	BCR	C3-C2-C1	3.04	125.54	114.59
22	b	612	CLA	CMC-C2C-C1C	3.04	129.64	125.02
22	A	603	CLA	O2D-CGD-CBD	3.05	116.74	111.30
22	B	604	CLA	C4A-NA-C1A	3.05	110.24	106.45
22	b	603	CLA	C3B-C4B-NB	3.05	113.15	109.21
22	B	608	CLA	CED-O2D-CGD	3.06	123.14	115.97
22	b	603	CLA	C4-C3-C5	3.06	120.59	115.29
22	B	617	CLA	CAC-C3C-C4C	3.06	129.15	124.83
22	b	608	CLA	CED-O2D-CGD	3.06	123.14	115.97
23	A	606	PHO	C4-C3-C5	3.06	120.60	115.29
22	C	502	CLA	CAC-C3C-C4C	3.07	129.16	124.83
22	B	612	CLA	CMC-C2C-C1C	3.07	129.67	125.02
22	b	617	CLA	CAC-C3C-C4C	3.07	129.16	124.83
22	b	608	CLA	C4A-NA-C1A	3.07	110.27	106.45
22	c	502	CLA	CAC-C3C-C4C	3.08	129.17	124.83
22	C	502	CLA	C4A-NA-C1A	3.08	110.27	106.45
22	b	616	CLA	O2D-CGD-CBD	3.08	116.80	111.30
22	a	604	CLA	CMC-C2C-C1C	3.08	129.69	125.02
25	B	601	SQD	O8-S-C6	3.09	109.78	106.01
22	c	502	CLA	C4A-NA-C1A	3.09	110.29	106.45
23	a	606	PHO	C4-C3-C5	3.10	120.66	115.29
22	B	608	CLA	C4A-NA-C1A	3.10	110.31	106.45
22	A	604	CLA	CMC-C2C-C1C	3.11	129.73	125.02
25	b	601	SQD	O8-S-C6	3.11	109.81	106.01
31	H	102	DGD	O1G-C1A-C2A	3.11	120.95	111.90
22	B	616	CLA	O2D-CGD-CBD	3.11	116.86	111.30
22	B	615	CLA	C4A-NA-C1A	3.11	110.32	106.45
31	h	102	DGD	O1G-C1A-C2A	3.12	120.97	111.90
22	b	615	CLA	C4A-NA-C1A	3.13	110.33	106.45
22	b	606	CLA	C4A-NA-C1A	3.13	110.34	106.45
22	b	613	CLA	C4-C3-C5	3.13	120.72	115.29
22	a	607	CLA	C4A-NA-C1A	3.13	110.34	106.45
22	A	607	CLA	C4A-NA-C1A	3.13	110.34	106.45
22	B	613	CLA	CMB-C2B-C3B	3.14	130.71	124.89

Continued on next page...

Continued from previous page...

Mol	Chain	Res	Type	Atoms	Z	Observed(°)	Ideal(°)
22	b	613	CLA	CMB-C2B-C3B	3.15	130.73	124.89
29	C	519	LMG	O8-C28-C29	3.15	121.07	111.90
24	a	608	BCR	C40-C30-C25	3.15	115.42	110.31
22	B	606	CLA	C4A-NA-C1A	3.16	110.37	106.45
29	c	519	LMG	O8-C28-C29	3.16	121.09	111.90
22	B	613	CLA	C4-C3-C5	3.16	120.77	115.29
22	B	607	CLA	C3B-C4B-NB	3.16	113.30	109.21
22	b	609	CLA	CMB-C2B-C3B	3.16	130.76	124.89
24	A	608	BCR	C40-C30-C25	3.16	115.44	110.31
22	B	609	CLA	CMB-C2B-C3B	3.17	130.76	124.89
25	b	601	SQD	O48-C23-C24	3.17	121.12	111.90
25	D	411	SQD	O48-C23-C24	3.18	121.14	111.90
22	D	401	CLA	O2D-CGD-CBD	3.18	116.98	111.30
22	d	401	CLA	O2D-CGD-CBD	3.18	116.98	111.30
25	B	601	SQD	O48-C23-C24	3.18	121.15	111.90
22	b	607	CLA	C3B-C4B-NB	3.18	113.32	109.21
24	b	618	BCR	C38-C26-C25	3.18	128.07	124.51
22	D	403	CLA	O2D-CGD-CBD	3.18	116.99	111.30
24	B	619	BCR	C38-C26-C25	3.19	128.08	124.51
22	c	512	CLA	C4-C3-C5	3.19	120.82	115.29
25	d	411	SQD	O48-C23-C24	3.19	121.18	111.90
24	B	618	BCR	C32-C1-C6	3.20	115.50	110.31
32	l	103	LHG	O7-C7-C8	3.20	118.20	111.55
32	e	101	LHG	O8-C23-C24	3.21	121.23	111.90
32	L	102	LHG	O7-C7-C8	3.21	118.21	111.55
22	b	602	CLA	O2A-CGA-CBA	3.21	121.23	111.90
22	C	512	CLA	C4-C3-C5	3.21	120.86	115.29
22	d	403	CLA	O2D-CGD-CBD	3.21	117.04	111.30
22	b	613	CLA	CAC-C3C-C4C	3.22	129.37	124.83
24	a	608	BCR	C30-C25-C24	3.22	124.78	115.73
24	T	101	BCR	C32-C1-C6	3.22	115.53	110.31
22	B	602	CLA	O2A-CGA-CBA	3.22	121.27	111.90
32	E	101	LHG	O8-C23-C24	3.23	121.28	111.90
22	c	502	CLA	C3B-C4B-NB	3.23	113.38	109.21
22	B	613	CLA	CAC-C3C-C4C	3.23	129.39	124.83
22	C	502	CLA	C3B-C4B-NB	3.24	113.39	109.21
23	A	606	PHO	C2C-C1C-NC	3.24	114.61	109.82
24	A	608	BCR	C30-C25-C24	3.24	124.83	115.73
24	k	102	BCR	C31-C1-C6	3.24	115.56	110.31
24	K	102	BCR	C31-C1-C6	3.25	115.57	110.31
23	a	606	PHO	C2C-C1C-NC	3.25	114.63	109.82
22	b	617	CLA	C3B-C4B-NB	3.26	113.42	109.21

Continued on next page...

Continued from previous page...

Mol	Chain	Res	Type	Atoms	Z	Observed(°)	Ideal(°)
32	d	409	LHG	O7-C7-C8	3.26	118.32	111.55
22	b	617	CLA	C4A-NA-C1A	3.26	110.50	106.45
25	l	101	SQD	O8-S-C6	3.27	110.00	106.01
22	B	617	CLA	C4A-NA-C1A	3.28	110.52	106.45
25	L	101	SQD	O8-S-C6	3.28	110.01	106.01
32	D	409	LHG	O7-C7-C8	3.29	118.38	111.55
22	B	604	CLA	CMC-C2C-C1C	3.29	130.01	125.02
24	h	101	BCR	C27-C26-C25	3.30	127.58	122.74
22	B	617	CLA	C3B-C4B-NB	3.31	113.49	109.21
22	B	615	CLA	C4-C3-C5	3.32	121.05	115.29
24	H	101	BCR	C27-C26-C25	3.32	127.61	122.74
22	b	615	CLA	C4-C3-C5	3.32	121.06	115.29
22	B	605	CLA	CED-O2D-CGD	3.33	123.77	115.97
24	k	101	BCR	C2-C1-C6	3.33	115.68	110.48
22	b	605	CLA	CED-O2D-CGD	3.33	123.78	115.97
24	K	101	BCR	C2-C1-C6	3.34	115.69	110.48
22	b	611	CLA	C4A-NA-C1A	3.34	110.60	106.45
22	b	604	CLA	CMC-C2C-C1C	3.35	130.10	125.02
24	c	515	BCR	C40-C30-C25	3.35	115.74	110.31
22	B	611	CLA	C4A-NA-C1A	3.35	110.61	106.45
24	C	515	BCR	C40-C30-C25	3.36	115.76	110.31
22	B	612	CLA	C3B-C4B-NB	3.36	113.56	109.21
22	D	401	CLA	CMB-C2B-C3B	3.37	131.14	124.89
22	d	401	CLA	CMB-C2B-C3B	3.37	131.14	124.89
29	A	614	LMG	O7-C10-C11	3.38	118.58	111.55
29	a	614	LMG	O7-C10-C11	3.39	118.59	111.55
24	t	101	BCR	C4-C5-C6	3.40	127.73	122.74
24	d	404	BCR	C27-C26-C25	3.40	127.74	122.74
22	c	511	CLA	C1-O2A-CGA	3.41	124.95	116.77
24	D	404	BCR	C27-C26-C25	3.41	127.74	122.74
22	b	607	CLA	C4A-NA-C1A	3.41	110.69	106.45
24	t	101	BCR	C27-C26-C25	3.41	127.75	122.74
22	B	616	CLA	C3B-C4B-NB	3.41	113.62	109.21
24	T	102	BCR	C27-C26-C25	3.41	127.75	122.74
23	A	606	PHO	C4A-NA-C1A	3.42	110.92	108.16
22	C	501	CLA	C4A-NA-C1A	3.42	110.69	106.45
24	T	102	BCR	C4-C5-C6	3.42	127.76	122.74
22	c	508	CLA	C4A-NA-C1A	3.42	110.70	106.45
23	A	605	PHO	C2B-C1B-NB	3.42	114.89	109.82
22	c	503	CLA	C4A-NA-C1A	3.43	110.71	106.45
22	c	501	CLA	C4A-NA-C1A	3.43	110.71	106.45
23	a	605	PHO	C2B-C1B-NB	3.43	114.90	109.82

Continued on next page...

Continued from previous page...

Mol	Chain	Res	Type	Atoms	Z	Observed(°)	Ideal(°)
22	C	511	CLA	C1-O2A-CGA	3.44	125.03	116.77
22	A	607	CLA	C4-C3-C5	3.44	121.26	115.29
22	C	503	CLA	C4A-NA-C1A	3.45	110.73	106.45
22	B	607	CLA	C4A-NA-C1A	3.45	110.73	106.45
22	b	612	CLA	C3B-C4B-NB	3.45	113.68	109.21
22	C	508	CLA	C4A-NA-C1A	3.46	110.74	106.45
23	a	606	PHO	C4A-NA-C1A	3.46	110.96	108.16
22	a	607	CLA	C4-C3-C5	3.46	121.29	115.29
22	B	611	CLA	C3B-C4B-NB	3.46	113.69	109.21
22	b	614	CLA	C4A-NA-C1A	3.47	110.75	106.45
22	b	611	CLA	C3B-C4B-NB	3.47	113.69	109.21
22	b	616	CLA	C3B-C4B-NB	3.47	113.70	109.21
22	B	614	CLA	C4A-NA-C1A	3.48	110.78	106.45
25	b	601	SQD	O47-C7-C8	3.48	118.79	111.55
22	A	604	CLA	CMB-C2B-C3B	3.49	131.36	124.89
22	a	604	CLA	CMB-C2B-C3B	3.49	131.37	124.89
25	B	601	SQD	O47-C7-C8	3.49	118.80	111.55
22	c	503	CLA	CMB-C2B-C3B	3.50	131.39	124.89
22	B	614	CLA	C3B-C4B-NB	3.50	113.74	109.21
24	h	101	BCR	C23-C24-C25	3.50	137.06	127.25
22	b	614	CLA	C3B-C4B-NB	3.50	113.74	109.21
24	H	101	BCR	C23-C24-C25	3.51	137.07	127.25
22	b	612	CLA	C4A-NA-C1A	3.52	110.82	106.45
22	b	615	CLA	C3B-C4B-NB	3.52	113.76	109.21
24	K	102	BCR	C24-C23-C22	3.52	131.50	126.21
24	k	102	BCR	C24-C23-C22	3.52	131.50	126.21
22	D	403	CLA	C3B-C4B-NB	3.53	113.77	109.21
28	A	613	PL9	C20-C19-C21	3.53	121.41	115.29
22	B	615	CLA	C3B-C4B-NB	3.53	113.77	109.21
22	C	512	CLA	C4A-NA-C1A	3.53	110.84	106.45
24	K	101	BCR	C27-C26-C25	3.54	127.93	122.74
22	b	610	CLA	C3B-C4B-NB	3.54	113.78	109.21
22	B	612	CLA	C4A-NA-C1A	3.54	110.85	106.45
22	d	403	CLA	C3B-C4B-NB	3.54	113.79	109.21
22	C	503	CLA	CMB-C2B-C3B	3.54	131.47	124.89
22	b	610	CLA	C4A-NA-C1A	3.54	110.85	106.45
22	B	610	CLA	C3B-C4B-NB	3.55	113.79	109.21
22	c	512	CLA	C4A-NA-C1A	3.55	110.86	106.45
28	a	613	PL9	C20-C19-C21	3.55	121.45	115.29
24	k	101	BCR	C27-C26-C25	3.55	127.95	122.74
23	A	606	PHO	C3C-C4C-NC	3.55	116.00	110.19
23	a	606	PHO	C3C-C4C-NC	3.56	116.00	110.19

Continued on next page...

Continued from previous page...

Mol	Chain	Res	Type	Atoms	Z	Observed(°)	Ideal(°)
22	B	605	CLA	O2D-CGD-CBD	3.57	117.68	111.30
22	D	401	CLA	C3B-C4B-NB	3.58	113.83	109.21
22	C	508	CLA	C3B-C4B-NB	3.58	113.83	109.21
22	B	610	CLA	C4A-NA-C1A	3.58	110.89	106.45
24	k	102	BCR	C2-C1-C6	3.58	116.07	110.48
22	d	401	CLA	C3B-C4B-NB	3.58	113.84	109.21
22	b	605	CLA	O2D-CGD-CBD	3.59	117.71	111.30
22	c	508	CLA	C3B-C4B-NB	3.59	113.85	109.21
22	B	611	CLA	O2D-CGD-CBD	3.59	117.72	111.30
32	D	405	LHG	O8-C23-C24	3.59	122.36	111.90
22	D	403	CLA	C4A-NA-C1A	3.60	110.92	106.45
32	d	405	LHG	O8-C23-C24	3.60	122.36	111.90
24	K	102	BCR	C2-C1-C6	3.60	116.11	110.48
24	T	101	BCR	C27-C26-C25	3.60	128.03	122.74
22	b	611	CLA	O2D-CGD-CBD	3.60	117.74	111.30
22	c	511	CLA	C3B-C4B-NB	3.61	113.87	109.21
22	C	504	CLA	C3B-C4B-NB	3.61	113.87	109.21
24	B	618	BCR	C27-C26-C25	3.61	128.04	122.74
22	c	510	CLA	C4A-NA-C1A	3.61	110.94	106.45
22	c	505	CLA	C4A-NA-C1A	3.61	110.94	106.45
22	C	510	CLA	C4A-NA-C1A	3.62	110.95	106.45
22	d	403	CLA	C4A-NA-C1A	3.62	110.95	106.45
28	d	408	PL9	C40-C39-C41	3.63	121.58	115.29
22	C	509	CLA	C3B-C4B-NB	3.63	113.90	109.21
29	Z	101	LMG	O1-C1-C2	3.64	114.17	108.23
22	c	509	CLA	C3B-C4B-NB	3.64	113.92	109.21
24	k	102	BCR	C32-C1-C6	3.64	116.21	110.31
22	C	511	CLA	C3B-C4B-NB	3.65	113.93	109.21
22	B	605	CLA	C3B-C4B-NB	3.65	113.93	109.21
28	D	408	PL9	C40-C39-C41	3.66	121.64	115.29
24	K	102	BCR	C32-C1-C6	3.67	116.25	110.31
22	b	605	CLA	C3B-C4B-NB	3.67	113.95	109.21
22	b	607	CLA	O2D-CGD-CBD	3.67	117.85	111.30
22	C	505	CLA	C4A-NA-C1A	3.67	111.01	106.45
29	z	101	LMG	O1-C1-C2	3.67	114.22	108.23
22	c	504	CLA	C3B-C4B-NB	3.67	113.96	109.21
22	B	607	CLA	O2D-CGD-CBD	3.67	117.86	111.30
24	H	101	BCR	C24-C23-C22	3.68	131.74	126.21
22	B	613	CLA	C4A-NA-C1A	3.68	111.02	106.45
22	C	506	CLA	C4A-NA-C1A	3.69	111.03	106.45
24	h	101	BCR	C24-C23-C22	3.70	131.77	126.21
24	C	515	BCR	C33-C5-C6	3.70	128.66	124.51

Continued on next page...

Continued from previous page...

Mol	Chain	Res	Type	Atoms	Z	Observed(°)	Ideal(°)
24	c	515	BCR	C33-C5-C6	3.71	128.66	124.51
22	c	506	CLA	C4A-NA-C1A	3.71	111.06	106.45
22	b	613	CLA	C4A-NA-C1A	3.72	111.06	106.45
22	a	607	CLA	C3B-C4B-NB	3.73	114.03	109.21
23	A	605	PHO	C4A-NA-C1A	3.73	111.18	108.16
22	D	402	CLA	C3B-C4B-NB	3.73	114.03	109.21
24	T	101	BCR	C8-C7-C6	3.73	137.71	127.25
22	a	603	CLA	CMB-C2B-C3B	3.73	131.82	124.89
22	A	607	CLA	C3B-C4B-NB	3.74	114.04	109.21
22	c	510	CLA	O2D-CGD-CBD	3.75	117.99	111.30
23	A	606	PHO	C2B-C1B-NB	3.75	115.37	109.82
22	d	402	CLA	C3B-C4B-NB	3.75	114.06	109.21
23	a	606	PHO	C2B-C1B-NB	3.75	115.37	109.82
22	C	503	CLA	O2D-CGD-CBD	3.75	118.00	111.30
24	c	515	BCR	C2-C1-C6	3.75	116.35	110.48
22	C	510	CLA	O2D-CGD-CBD	3.76	118.01	111.30
24	B	618	BCR	C8-C7-C6	3.76	137.77	127.25
22	A	603	CLA	CMB-C2B-C3B	3.76	131.87	124.89
24	C	515	BCR	C2-C1-C6	3.77	116.38	110.48
22	c	503	CLA	O2D-CGD-CBD	3.78	118.05	111.30
22	B	606	CLA	O2D-CGD-CBD	3.78	118.06	111.30
22	b	606	CLA	C4-C3-C5	3.79	121.86	115.29
22	c	509	CLA	C4A-NA-C1A	3.79	111.15	106.45
23	a	605	PHO	C4A-NA-C1A	3.79	111.22	108.16
22	b	606	CLA	O2D-CGD-CBD	3.79	118.08	111.30
22	B	606	CLA	C4-C3-C5	3.79	121.87	115.29
22	C	504	CLA	C4A-NA-C1A	3.80	111.17	106.45
22	C	509	CLA	C4A-NA-C1A	3.80	111.17	106.45
23	A	606	PHO	CAC-C3C-C4C	3.80	129.68	125.21
23	a	606	PHO	CAC-C3C-C4C	3.80	129.68	125.21
23	a	606	PHO	C2D-C1D-ND	3.81	115.46	109.82
31	c	517	DGD	O2G-C1B-C2B	3.82	119.47	111.55
22	c	504	CLA	C4A-NA-C1A	3.83	111.20	106.45
23	A	606	PHO	C2D-C1D-ND	3.84	115.50	109.82
23	A	605	PHO	C3C-C4C-NC	3.84	116.46	110.19
31	C	517	DGD	O2G-C1B-C2B	3.84	119.52	111.55
22	c	513	CLA	C4A-NA-C1A	3.84	111.22	106.45
25	L	101	SQD	O47-C7-C8	3.85	119.54	111.55
25	b	621	SQD	O9-S-C6	3.85	110.12	106.83
25	d	411	SQD	O47-C7-C8	3.85	119.55	111.55
25	b	621	SQD	C3-C4-C5	3.85	117.01	110.22
25	l	102	SQD	C3-C4-C5	3.85	117.01	110.22

Continued on next page...

Continued from previous page...

Mol	Chain	Res	Type	Atoms	Z	Observed(°)	Ideal(°)
25	D	411	SQD	O47-C7-C8	3.86	119.56	111.55
25	I	101	SQD	O47-C7-C8	3.86	119.57	111.55
24	B	618	BCR	C23-C24-C25	3.87	138.07	127.25
25	I	102	SQD	O9-S-C6	3.87	110.13	106.83
24	T	101	BCR	C23-C24-C25	3.87	138.08	127.25
23	a	605	PHO	C3C-C4C-NC	3.87	116.52	110.19
22	A	603	CLA	C3B-C4B-NB	3.88	114.22	109.21
22	C	513	CLA	C4A-NA-C1A	3.88	111.27	106.45
22	C	510	CLA	C3B-C4B-NB	3.89	114.23	109.21
22	B	602	CLA	C4A-NA-C1A	3.89	111.28	106.45
22	b	602	CLA	C4A-NA-C1A	3.89	111.28	106.45
29	c	519	LMG	O7-C10-C11	3.90	119.64	111.55
22	c	510	CLA	C3B-C4B-NB	3.90	114.25	109.21
22	a	603	CLA	C3B-C4B-NB	3.90	114.25	109.21
22	b	617	CLA	O2D-CGD-CBD	3.90	118.27	111.30
22	B	603	CLA	O2D-CGD-CBD	3.91	118.28	111.30
24	B	622	BCR	C27-C26-C25	3.92	128.49	122.74
22	b	603	CLA	O2D-CGD-CBD	3.92	118.31	111.30
29	C	519	LMG	O7-C10-C11	3.93	119.71	111.55
24	b	622	BCR	C27-C26-C25	3.93	128.51	122.74
22	B	617	CLA	O2D-CGD-CBD	3.93	118.33	111.30
29	c	520	LMG	O7-C10-C11	3.94	119.74	111.55
24	A	608	BCR	C23-C24-C25	3.96	138.34	127.25
22	b	616	CLA	C4A-NA-C1A	3.97	111.38	106.45
24	a	608	BCR	C23-C24-C25	3.98	138.38	127.25
22	B	616	CLA	C4A-NA-C1A	3.98	111.39	106.45
29	C	520	LMG	O7-C10-C11	3.98	119.81	111.55
25	D	411	SQD	O6-C1-C2	4.01	114.77	108.23
25	d	411	SQD	O6-C1-C2	4.01	114.78	108.23
23	a	606	PHO	O2D-CGD-CBD	4.01	118.47	111.30
23	A	606	PHO	O2D-CGD-CBD	4.02	118.48	111.30
22	C	502	CLA	O2D-CGD-CBD	4.02	118.48	111.30
22	c	502	CLA	O2D-CGD-CBD	4.02	118.49	111.30
29	b	619	LMG	O7-C10-C11	4.02	119.91	111.55
24	H	101	BCR	C8-C7-C6	4.03	138.54	127.25
29	B	620	LMG	O7-C10-C11	4.03	119.93	111.55
24	T	102	BCR	C33-C5-C6	4.03	129.02	124.51
24	h	101	BCR	C8-C7-C6	4.05	138.58	127.25
24	c	515	BCR	C8-C9-C10	4.06	125.17	118.94
24	b	622	BCR	C8-C9-C10	4.07	125.19	118.94
25	I	102	SQD	O47-C7-C8	4.07	120.01	111.55
24	B	622	BCR	C8-C9-C10	4.08	125.19	118.94

Continued on next page...

Continued from previous page...

Mol	Chain	Res	Type	Atoms	Z	Observed(°)	Ideal(°)
24	t	101	BCR	C33-C5-C6	4.08	129.08	124.51
25	b	621	SQD	O47-C7-C8	4.09	120.03	111.55
24	T	101	BCR	C29-C30-C25	4.09	116.87	110.48
22	a	607	CLA	O2D-CGD-CBD	4.09	118.60	111.30
24	C	515	BCR	C8-C9-C10	4.09	125.22	118.94
22	C	511	CLA	O2D-CGD-CBD	4.09	118.61	111.30
24	B	618	BCR	C29-C30-C25	4.09	116.88	110.48
25	l	102	SQD	O6-C1-C2	4.10	114.92	108.23
32	e	101	LHG	O7-C7-C8	4.10	120.06	111.55
24	c	514	BCR	C23-C24-C25	4.10	138.73	127.25
32	E	101	LHG	O7-C7-C8	4.10	120.07	111.55
22	c	511	CLA	O2D-CGD-CBD	4.11	118.65	111.30
23	A	605	PHO	C2C-C1C-NC	4.11	115.91	109.82
24	T	101	BCR	C38-C26-C25	4.11	129.11	124.51
24	C	514	BCR	C23-C24-C25	4.12	138.78	127.25
24	T	102	BCR	C2-C1-C6	4.12	116.93	110.48
22	A	607	CLA	O2D-CGD-CBD	4.12	118.67	111.30
24	T	102	BCR	C23-C24-C25	4.13	138.80	127.25
22	b	605	CLA	C4A-NA-C1A	4.13	111.58	106.45
24	t	101	BCR	C23-C24-C25	4.14	138.83	127.25
25	b	621	SQD	O6-C1-C2	4.14	114.98	108.23
23	a	605	PHO	C2C-C1C-NC	4.14	115.95	109.82
24	t	101	BCR	C2-C1-C6	4.14	116.96	110.48
24	B	618	BCR	C38-C26-C25	4.15	129.15	124.51
25	A	609	SQD	O8-S-C6	4.15	111.07	106.01
22	C	504	CLA	C3C-C4C-NC	4.15	114.42	110.21
22	c	504	CLA	C3C-C4C-NC	4.16	114.42	110.21
22	b	608	CLA	C3B-C4B-NB	4.17	114.60	109.21
22	B	605	CLA	C4A-NA-C1A	4.17	111.63	106.45
23	A	605	PHO	O2D-CGD-CBD	4.18	118.77	111.30
25	a	609	SQD	O8-S-C6	4.18	111.12	106.01
23	a	605	PHO	O2D-CGD-CBD	4.19	118.79	111.30
22	B	604	CLA	C3B-C4B-NB	4.19	114.63	109.21
22	b	612	CLA	O2D-CGD-CBD	4.20	118.81	111.30
24	c	514	BCR	C23-C22-C21	4.20	125.39	118.94
22	B	608	CLA	C3B-C4B-NB	4.20	114.64	109.21
22	b	604	CLA	C3B-C4B-NB	4.20	114.64	109.21
24	b	618	BCR	C33-C5-C6	4.21	129.22	124.51
24	C	514	BCR	C23-C22-C21	4.21	125.40	118.94
22	B	612	CLA	O2D-CGD-CBD	4.21	118.83	111.30
24	B	619	BCR	C33-C5-C6	4.23	129.24	124.51
24	B	619	BCR	C8-C7-C6	4.24	139.13	127.25

Continued on next page...

Continued from previous page...

Mol	Chain	Res	Type	Atoms	Z	Observed(°)	Ideal(°)
24	b	618	BCR	C8-C7-C6	4.24	139.13	127.25
22	B	609	CLA	C3B-C4B-NB	4.28	114.74	109.21
23	A	605	PHO	C2D-C1D-ND	4.28	116.16	109.82
22	b	609	CLA	C3B-C4B-NB	4.30	114.77	109.21
22	C	513	CLA	O2D-CGD-CBD	4.31	118.99	111.30
24	T	102	BCR	C29-C30-C25	4.31	117.21	110.48
22	c	513	CLA	O2D-CGD-CBD	4.31	119.00	111.30
23	a	605	PHO	C2D-C1D-ND	4.31	116.21	109.82
24	t	101	BCR	C29-C30-C25	4.32	117.23	110.48
24	d	404	BCR	C23-C24-C25	4.32	139.35	127.25
22	c	507	CLA	O2D-CGD-CBD	4.33	119.03	111.30
24	D	404	BCR	C23-C24-C25	4.33	139.37	127.25
22	C	507	CLA	O2D-CGD-CBD	4.34	119.06	111.30
24	C	514	BCR	C32-C1-C6	4.35	117.36	110.31
24	c	514	BCR	C32-C1-C6	4.36	117.38	110.31
22	d	402	CLA	O2D-CGD-CBD	4.37	119.11	111.30
31	c	516	DGD	O2G-C1B-C2B	4.39	120.66	111.55
24	T	102	BCR	C8-C7-C6	4.39	139.55	127.25
22	D	402	CLA	O2D-CGD-CBD	4.39	119.15	111.30
24	t	101	BCR	C8-C7-C6	4.40	139.56	127.25
25	l	101	SQD	O6-C1-C2	4.40	115.42	108.23
31	C	516	DGD	O2G-C1B-C2B	4.41	120.71	111.55
22	a	604	CLA	C3B-C4B-NB	4.43	114.94	109.21
22	c	507	CLA	C4A-NA-C1A	4.44	111.96	106.45
22	C	505	CLA	O2D-CGD-CBD	4.44	119.24	111.30
25	L	101	SQD	O6-C1-C2	4.45	115.49	108.23
22	c	505	CLA	O2D-CGD-CBD	4.45	119.25	111.30
22	C	511	CLA	C4A-NA-C1A	4.45	111.98	106.45
25	d	411	SQD	O9-S-C6	4.45	110.63	106.83
25	D	411	SQD	O9-S-C6	4.46	110.64	106.83
22	A	604	CLA	C3B-C4B-NB	4.47	114.99	109.21
22	c	511	CLA	C4A-NA-C1A	4.48	112.01	106.45
25	a	609	SQD	O47-C7-C8	4.48	120.86	111.55
25	A	609	SQD	O47-C7-C8	4.48	120.86	111.55
22	b	610	CLA	O2D-CGD-CBD	4.48	119.31	111.30
22	C	507	CLA	C4A-NA-C1A	4.48	112.02	106.45
22	B	610	CLA	O2D-CGD-CBD	4.49	119.31	111.30
24	b	618	BCR	C2-C1-C6	4.49	117.50	110.48
24	B	619	BCR	C2-C1-C6	4.50	117.52	110.48
25	a	609	SQD	O6-C1-C2	4.51	115.59	108.23
22	c	508	CLA	O2D-CGD-CBD	4.51	119.36	111.30
25	A	609	SQD	O6-C1-C2	4.52	115.61	108.23

Continued on next page...

Continued from previous page...

Mol	Chain	Res	Type	Atoms	Z	Observed(°)	Ideal(°)
22	C	508	CLA	O2D-CGD-CBD	4.53	119.40	111.30
25	d	411	SQD	O7-S-C6	4.53	110.70	106.83
25	D	411	SQD	O7-S-C6	4.55	110.72	106.83
24	H	101	BCR	C28-C27-C26	4.59	121.68	113.78
22	b	608	CLA	C3C-C4C-NC	4.59	114.86	110.21
22	B	615	CLA	O2D-CGD-CBD	4.60	119.52	111.30
24	h	101	BCR	C28-C27-C26	4.60	121.70	113.78
22	C	501	CLA	C3C-C4C-NC	4.60	114.88	110.21
22	b	615	CLA	O2D-CGD-CBD	4.61	119.53	111.30
24	c	514	BCR	C27-C26-C25	4.62	129.53	122.74
24	C	514	BCR	C27-C26-C25	4.63	129.53	122.74
22	c	501	CLA	C3C-C4C-NC	4.63	114.90	110.21
24	B	619	BCR	C27-C26-C25	4.65	129.56	122.74
22	B	608	CLA	C3C-C4C-NC	4.65	114.92	110.21
24	k	101	BCR	C23-C24-C25	4.65	140.28	127.25
22	c	509	CLA	O2D-CGD-CBD	4.66	119.62	111.30
24	K	101	BCR	C23-C24-C25	4.66	140.29	127.25
24	b	618	BCR	C27-C26-C25	4.66	129.58	122.74
31	D	410	DGD	O2G-C1B-C2B	4.67	121.25	111.55
22	C	509	CLA	O2D-CGD-CBD	4.68	119.66	111.30
31	d	410	DGD	O2G-C1B-C2B	4.68	121.27	111.55
22	B	613	CLA	O2D-CGD-CBD	4.69	119.68	111.30
22	b	613	CLA	O2D-CGD-CBD	4.71	119.71	111.30
24	d	404	BCR	C4-C5-C6	4.73	129.69	122.74
22	C	507	CLA	C3C-C4C-NC	4.73	115.00	110.21
24	D	404	BCR	C4-C5-C6	4.75	129.72	122.74
22	B	609	CLA	O2D-CGD-CBD	4.77	119.82	111.30
24	b	622	BCR	C23-C22-C21	4.77	126.27	118.94
22	b	609	CLA	O2D-CGD-CBD	4.78	119.84	111.30
24	k	101	BCR	C4-C5-C6	4.78	129.76	122.74
22	a	604	CLA	O2D-CGD-CBD	4.79	119.86	111.30
24	C	514	BCR	C2-C1-C6	4.79	117.97	110.48
24	K	101	BCR	C4-C5-C6	4.80	129.78	122.74
22	A	604	CLA	O2D-CGD-CBD	4.80	119.88	111.30
22	c	507	CLA	C3C-C4C-NC	4.80	115.08	110.21
24	c	515	BCR	C38-C26-C25	4.81	129.89	124.51
24	B	622	BCR	C23-C22-C21	4.81	126.32	118.94
24	C	515	BCR	C38-C26-C25	4.81	129.90	124.51
22	D	403	CLA	C3C-C4C-NC	4.82	115.09	110.21
24	c	514	BCR	C2-C1-C6	4.82	118.02	110.48
22	c	504	CLA	O2D-CGD-CBD	4.83	119.94	111.30
22	b	604	CLA	O2D-CGD-CBD	4.84	119.94	111.30

Continued on next page...

Continued from previous page...

Mol	Chain	Res	Type	Atoms	Z	Observed(°)	Ideal(°)
22	C	504	CLA	O2D-CGD-CBD	4.84	119.95	111.30
29	Z	101	LMG	O7-C10-C11	4.84	121.60	111.55
29	z	101	LMG	O7-C10-C11	4.84	121.60	111.55
22	B	604	CLA	O2D-CGD-CBD	4.86	119.98	111.30
22	d	403	CLA	C3C-C4C-NC	4.86	115.13	110.21
24	d	404	BCR	C8-C7-C6	4.86	140.85	127.25
25	B	601	SQD	O9-S-C6	4.86	110.98	106.83
24	D	404	BCR	C8-C7-C6	4.86	140.87	127.25
25	b	601	SQD	O9-S-C6	4.88	111.00	106.83
24	d	404	BCR	C7-C8-C9	4.89	133.56	126.21
24	D	404	BCR	C7-C8-C9	4.89	133.57	126.21
24	C	515	BCR	C29-C30-C25	4.91	118.15	110.48
24	B	618	BCR	C2-C1-C6	4.91	118.16	110.48
22	c	513	CLA	C3C-C4C-NC	4.92	115.19	110.21
24	c	515	BCR	C29-C30-C25	4.92	118.17	110.48
22	b	615	CLA	C3C-C4C-NC	4.92	115.20	110.21
24	T	101	BCR	C2-C1-C6	4.93	118.18	110.48
22	B	615	CLA	C3C-C4C-NC	4.93	115.20	110.21
22	a	607	CLA	C3C-C4C-NC	4.93	115.20	110.21
22	B	602	CLA	C3C-C4C-NC	4.94	115.22	110.21
24	T	102	BCR	C24-C23-C22	4.95	133.65	126.21
22	A	607	CLA	C3C-C4C-NC	4.96	115.24	110.21
24	h	101	BCR	C29-C30-C25	4.97	118.25	110.48
22	C	513	CLA	C3C-C4C-NC	4.97	115.25	110.21
22	C	512	CLA	C3C-C4C-NC	4.97	115.25	110.21
24	t	101	BCR	C24-C23-C22	5.00	133.73	126.21
22	b	603	CLA	C3C-C4C-NC	5.00	115.28	110.21
22	b	602	CLA	C3C-C4C-NC	5.01	115.28	110.21
22	c	512	CLA	C3C-C4C-NC	5.02	115.29	110.21
24	H	101	BCR	C29-C30-C25	5.02	118.33	110.48
22	c	510	CLA	C3C-C4C-NC	5.02	115.30	110.21
22	C	510	CLA	C3C-C4C-NC	5.04	115.31	110.21
22	B	603	CLA	C3C-C4C-NC	5.06	115.33	110.21
22	C	506	CLA	O2D-CGD-CBD	5.06	120.35	111.30
22	c	506	CLA	O2D-CGD-CBD	5.06	120.35	111.30
24	b	618	BCR	C40-C30-C25	5.07	118.53	110.31
22	c	512	CLA	O2D-CGD-CBD	5.07	120.37	111.30
24	B	619	BCR	C40-C30-C25	5.08	118.55	110.31
22	C	512	CLA	O2D-CGD-CBD	5.09	120.39	111.30
22	B	607	CLA	C3C-C4C-NC	5.09	115.36	110.21
22	b	607	CLA	C3C-C4C-NC	5.10	115.38	110.21
22	C	508	CLA	C3C-C4C-NC	5.11	115.39	110.21

Continued on next page...

Continued from previous page...

Mol	Chain	Res	Type	Atoms	Z	Observed(°)	Ideal(°)
24	d	404	BCR	C8-C9-C10	5.12	126.80	118.94
24	d	404	BCR	C24-C23-C22	5.14	133.93	126.21
24	k	102	BCR	C23-C24-C25	5.14	141.65	127.25
24	K	102	BCR	C23-C24-C25	5.15	141.66	127.25
22	c	508	CLA	C3C-C4C-NC	5.15	115.43	110.21
24	D	404	BCR	C8-C9-C10	5.17	126.87	118.94
24	C	515	BCR	C8-C7-C6	5.17	141.72	127.25
24	c	515	BCR	C8-C7-C6	5.19	141.77	127.25
24	D	404	BCR	C24-C23-C22	5.19	134.00	126.21
24	k	101	BCR	C23-C22-C21	5.20	126.93	118.94
22	c	503	CLA	C3C-C4C-NC	5.21	115.49	110.21
22	B	614	CLA	C3C-C4C-NC	5.21	115.49	110.21
22	C	509	CLA	C3C-C4C-NC	5.22	115.50	110.21
22	C	503	CLA	C3C-C4C-NC	5.22	115.50	110.21
24	K	101	BCR	C8-C7-C6	5.22	141.87	127.25
25	l	101	SQD	O7-S-C6	5.22	111.29	106.83
22	C	505	CLA	C3C-C4C-NC	5.22	115.50	110.21
24	K	101	BCR	C23-C22-C21	5.23	126.96	118.94
22	c	505	CLA	C3C-C4C-NC	5.23	115.51	110.21
24	k	101	BCR	C8-C7-C6	5.24	141.91	127.25
24	A	608	BCR	C24-C23-C22	5.26	134.11	126.21
22	c	509	CLA	C3C-C4C-NC	5.26	115.54	110.21
25	L	101	SQD	O7-S-C6	5.27	111.33	106.83
22	b	614	CLA	C3C-C4C-NC	5.27	115.55	110.21
22	a	604	CLA	C3C-C4C-NC	5.27	115.55	110.21
24	a	608	BCR	C24-C23-C22	5.27	134.14	126.21
24	C	514	BCR	C29-C30-C25	5.29	118.75	110.48
22	A	604	CLA	C3C-C4C-NC	5.30	115.58	110.21
24	c	514	BCR	C29-C30-C25	5.30	118.76	110.48
22	b	610	CLA	C3C-C4C-NC	5.32	115.60	110.21
22	C	502	CLA	C3C-C4C-NC	5.34	115.62	110.21
22	c	511	CLA	C3C-C4C-NC	5.36	115.64	110.21
22	C	511	CLA	C3C-C4C-NC	5.36	115.64	110.21
22	b	611	CLA	C3C-C4C-NC	5.37	115.65	110.21
24	H	101	BCR	C33-C5-C6	5.37	130.52	124.51
22	c	502	CLA	C3C-C4C-NC	5.38	115.66	110.21
22	B	611	CLA	C3C-C4C-NC	5.39	115.67	110.21
24	K	101	BCR	C8-C9-C10	5.41	127.24	118.94
22	a	603	CLA	C3C-C4C-NC	5.41	115.69	110.21
22	B	610	CLA	C3C-C4C-NC	5.42	115.70	110.21
24	B	622	BCR	C2-C1-C6	5.42	118.95	110.48
24	b	622	BCR	C2-C1-C6	5.42	118.96	110.48

Continued on next page...

Continued from previous page...

Mol	Chain	Res	Type	Atoms	Z	Observed(°)	Ideal(°)
24	k	101	BCR	C8-C9-C10	5.42	127.26	118.94
22	b	609	CLA	C3C-C4C-NC	5.42	115.71	110.21
24	h	101	BCR	C33-C5-C6	5.43	130.58	124.51
24	k	102	BCR	C8-C9-C10	5.44	127.28	118.94
24	K	102	BCR	C8-C9-C10	5.44	127.29	118.94
22	b	613	CLA	C3C-C4C-NC	5.45	115.73	110.21
22	A	603	CLA	C3C-C4C-NC	5.45	115.73	110.21
22	B	613	CLA	C3C-C4C-NC	5.48	115.76	110.21
25	l	102	SQD	O7-S-C6	5.48	111.51	106.83
22	B	609	CLA	C3C-C4C-NC	5.49	115.77	110.21
22	c	506	CLA	C3C-C4C-NC	5.49	115.78	110.21
22	B	604	CLA	C3C-C4C-NC	5.49	115.78	110.21
22	b	604	CLA	C3C-C4C-NC	5.52	115.80	110.21
25	b	621	SQD	O7-S-C6	5.53	111.56	106.83
22	C	506	CLA	C3C-C4C-NC	5.54	115.82	110.21
24	k	101	BCR	C24-C23-C22	5.57	134.58	126.21
22	b	602	CLA	O2D-CGD-CBD	5.58	121.27	111.30
22	B	602	CLA	O2D-CGD-CBD	5.59	121.28	111.30
24	K	101	BCR	C24-C23-C22	5.59	134.61	126.21
24	b	618	BCR	C29-C30-C25	5.59	119.23	110.48
24	B	619	BCR	C29-C30-C25	5.60	119.23	110.48
24	c	514	BCR	C8-C7-C6	5.64	143.05	127.25
24	C	514	BCR	C8-C7-C6	5.66	143.11	127.25
22	d	402	CLA	C3C-C4C-NC	5.67	115.95	110.21
22	D	402	CLA	C3C-C4C-NC	5.70	115.98	110.21
22	b	616	CLA	C3C-C4C-NC	5.71	116.00	110.21
22	B	616	CLA	C3C-C4C-NC	5.73	116.01	110.21
24	d	404	BCR	C23-C22-C21	5.79	127.83	118.94
24	D	404	BCR	C23-C22-C21	5.80	127.84	118.94
24	c	514	BCR	C12-C13-C14	5.83	127.88	118.94
24	C	515	BCR	C7-C8-C9	5.83	134.97	126.21
24	c	515	BCR	C7-C8-C9	5.84	134.99	126.21
24	C	514	BCR	C12-C13-C14	5.85	127.91	118.94
24	c	514	BCR	C38-C26-C25	5.89	131.10	124.51
22	B	617	CLA	C3C-C4C-NC	5.91	116.20	110.21
22	C	501	CLA	O2D-CGD-CBD	5.92	121.89	111.30
22	b	617	CLA	C3C-C4C-NC	5.93	116.22	110.21
24	C	514	BCR	C38-C26-C25	5.93	131.15	124.51
22	c	501	CLA	O2D-CGD-CBD	5.93	121.90	111.30
24	c	515	BCR	C31-C1-C6	5.97	119.98	110.31
22	b	605	CLA	C3C-C4C-NC	5.98	116.27	110.21
24	C	515	BCR	C31-C1-C6	6.00	120.03	110.31

Continued on next page...

Continued from previous page...

Mol	Chain	Res	Type	Atoms	Z	Observed(°)	Ideal(°)
22	b	606	CLA	C3C-C4C-NC	6.01	116.30	110.21
22	c	513	CLA	C2C-C1C-NC	6.01	114.36	110.22
24	T	101	BCR	C7-C8-C9	6.05	135.30	126.21
22	B	606	CLA	C3C-C4C-NC	6.05	116.34	110.21
22	D	401	CLA	C3C-C4C-NC	6.06	116.35	110.21
22	C	513	CLA	C2C-C1C-NC	6.06	114.39	110.22
22	B	605	CLA	C3C-C4C-NC	6.07	116.36	110.21
24	B	618	BCR	C7-C8-C9	6.08	135.35	126.21
24	b	622	BCR	C24-C23-C22	6.11	135.39	126.21
25	a	609	SQD	O9-S-C6	6.11	112.05	106.83
22	d	401	CLA	C3C-C4C-NC	6.11	116.40	110.21
25	A	609	SQD	O9-S-C6	6.12	112.06	106.83
24	k	102	BCR	C8-C7-C6	6.12	144.40	127.25
24	K	102	BCR	C8-C7-C6	6.14	144.44	127.25
24	B	622	BCR	C24-C23-C22	6.14	135.44	126.21
22	B	603	CLA	C2C-C1C-NC	6.14	114.45	110.22
24	c	514	BCR	C24-C23-C22	6.14	135.44	126.21
24	C	514	BCR	C24-C23-C22	6.17	135.48	126.21
24	b	618	BCR	C23-C24-C25	6.18	144.55	127.25
24	B	619	BCR	C23-C24-C25	6.18	144.56	127.25
22	C	512	CLA	C2C-C1C-NC	6.19	114.48	110.22
24	t	101	BCR	C8-C9-C10	6.19	128.44	118.94
22	b	603	CLA	C2C-C1C-NC	6.21	114.49	110.22
22	B	612	CLA	C3C-C4C-NC	6.21	116.50	110.21
22	b	612	CLA	C3C-C4C-NC	6.21	116.50	110.21
24	b	618	BCR	C8-C9-C10	6.22	128.48	118.94
24	a	608	BCR	C8-C9-C10	6.22	128.49	118.94
24	T	102	BCR	C8-C9-C10	6.24	128.51	118.94
24	B	619	BCR	C8-C9-C10	6.25	128.53	118.94
22	c	512	CLA	C2C-C1C-NC	6.25	114.52	110.22
24	b	618	BCR	C11-C12-C13	6.26	144.01	126.42
24	B	619	BCR	C11-C12-C13	6.26	144.01	126.42
24	A	608	BCR	C8-C9-C10	6.27	128.57	118.94
24	H	101	BCR	C32-C1-C6	6.34	120.59	110.31
24	h	101	BCR	C32-C1-C6	6.35	120.60	110.31
22	B	602	CLA	C2C-C1C-NC	6.38	114.61	110.22
22	b	602	CLA	C2C-C1C-NC	6.41	114.63	110.22
24	K	101	BCR	C29-C30-C25	6.42	120.51	110.48
24	k	101	BCR	C29-C30-C25	6.42	120.51	110.48
24	C	514	BCR	C33-C5-C6	6.44	131.72	124.51
24	c	514	BCR	C33-C5-C6	6.51	131.80	124.51
22	c	503	CLA	C2C-C1C-NC	6.60	114.76	110.22

Continued on next page...

Continued from previous page...

Mol	Chain	Res	Type	Atoms	Z	Observed(°)	Ideal(°)
24	c	515	BCR	C23-C22-C21	6.61	129.09	118.94
22	C	503	CLA	C2C-C1C-NC	6.62	114.77	110.22
24	c	515	BCR	C24-C23-C22	6.62	136.15	126.21
24	B	618	BCR	C23-C22-C21	6.66	129.16	118.94
24	C	515	BCR	C24-C23-C22	6.66	136.22	126.21
22	c	507	CLA	C2C-C1C-NC	6.66	114.81	110.22
24	C	515	BCR	C23-C22-C21	6.67	129.18	118.94
24	h	101	BCR	C8-C9-C10	6.67	129.18	118.94
24	H	101	BCR	C8-C9-C10	6.69	129.20	118.94
22	B	617	CLA	C2C-C1C-NC	6.70	114.83	110.22
24	T	101	BCR	C23-C22-C21	6.71	129.23	118.94
24	b	622	BCR	C8-C7-C6	6.71	146.04	127.25
24	B	622	BCR	C8-C7-C6	6.72	146.06	127.25
22	C	507	CLA	C2C-C1C-NC	6.77	114.88	110.22
22	D	403	CLA	C2C-C1C-NC	6.80	114.90	110.22
22	b	617	CLA	C2C-C1C-NC	6.84	114.92	110.22
22	d	403	CLA	C2C-C1C-NC	6.86	114.94	110.22
22	b	616	CLA	C2C-C1C-NC	6.90	114.97	110.22
22	b	611	CLA	C2C-C1C-NC	6.92	114.98	110.22
22	B	611	CLA	C2C-C1C-NC	6.92	114.98	110.22
22	B	613	CLA	C2C-C1C-NC	6.94	115.00	110.22
22	C	508	CLA	C2C-C1C-NC	6.96	115.01	110.22
22	B	616	CLA	C2C-C1C-NC	6.97	115.02	110.22
24	B	618	BCR	C24-C23-C22	6.98	136.70	126.21
22	b	613	CLA	C2C-C1C-NC	6.99	115.03	110.22
22	c	511	CLA	C2C-C1C-NC	7.00	115.03	110.22
22	C	502	CLA	C2C-C1C-NC	7.00	115.03	110.22
22	c	502	CLA	C2C-C1C-NC	7.00	115.03	110.22
22	C	511	CLA	C2C-C1C-NC	7.01	115.04	110.22
22	c	508	CLA	C2C-C1C-NC	7.03	115.05	110.22
24	T	101	BCR	C24-C23-C22	7.03	136.77	126.21
22	C	505	CLA	C2C-C1C-NC	7.04	115.06	110.22
22	B	607	CLA	C2C-C1C-NC	7.05	115.07	110.22
22	c	505	CLA	C2C-C1C-NC	7.05	115.07	110.22
22	b	607	CLA	C2C-C1C-NC	7.06	115.08	110.22
24	B	622	BCR	C12-C13-C14	7.14	129.89	118.94
22	b	606	CLA	C2C-C1C-NC	7.14	115.13	110.22
24	b	622	BCR	C12-C13-C14	7.14	129.91	118.94
22	B	606	CLA	C2C-C1C-NC	7.15	115.14	110.22
22	c	501	CLA	C2C-C1C-NC	7.16	115.14	110.22
22	a	603	CLA	C2C-C1C-NC	7.19	115.16	110.22
22	A	603	CLA	C2C-C1C-NC	7.19	115.17	110.22

Continued on next page...

Continued from previous page...

Mol	Chain	Res	Type	Atoms	Z	Observed(°)	Ideal(°)
22	C	501	CLA	C2C-C1C-NC	7.20	115.17	110.22
24	t	101	BCR	C12-C13-C14	7.27	130.10	118.94
24	T	102	BCR	C12-C13-C14	7.30	130.14	118.94
24	D	404	BCR	C10-C11-C12	7.30	145.61	123.23
24	d	404	BCR	C10-C11-C12	7.31	145.65	123.23
23	A	605	PHO	CMD-C2D-C1D	7.33	136.46	125.04
23	a	605	PHO	CMD-C2D-C1D	7.36	136.51	125.04
24	K	101	BCR	C12-C13-C14	7.41	130.31	118.94
22	c	506	CLA	C2C-C1C-NC	7.42	115.32	110.22
24	B	622	BCR	C33-C5-C6	7.43	132.82	124.51
24	k	101	BCR	C12-C13-C14	7.44	130.35	118.94
24	b	622	BCR	C33-C5-C6	7.45	132.84	124.51
22	C	506	CLA	C2C-C1C-NC	7.45	115.34	110.22
22	C	510	CLA	C2C-C1C-NC	7.47	115.36	110.22
23	a	606	PHO	CMD-C2D-C1D	7.50	136.73	125.04
22	B	614	CLA	C2C-C1C-NC	7.52	115.40	110.22
22	c	510	CLA	C2C-C1C-NC	7.53	115.40	110.22
23	A	606	PHO	CMD-C2D-C1D	7.54	136.78	125.04
24	K	101	BCR	C33-C5-C6	7.54	132.95	124.51
22	B	615	CLA	C2C-C1C-NC	7.55	115.42	110.22
22	b	615	CLA	C2C-C1C-NC	7.56	115.42	110.22
22	b	614	CLA	C2C-C1C-NC	7.56	115.42	110.22
24	A	608	BCR	C27-C26-C25	7.56	133.84	122.74
24	k	101	BCR	C33-C5-C6	7.58	132.99	124.51
24	a	608	BCR	C27-C26-C25	7.60	133.90	122.74
24	K	101	BCR	C7-C8-C9	7.64	137.68	126.21
22	b	608	CLA	C2C-C1C-NC	7.65	115.48	110.22
24	k	101	BCR	C7-C8-C9	7.67	137.74	126.21
22	B	608	CLA	C2C-C1C-NC	7.74	115.54	110.22
22	D	401	CLA	C2C-C1C-NC	7.75	115.55	110.22
22	d	401	CLA	C2C-C1C-NC	7.75	115.55	110.22
22	c	504	CLA	C2C-C1C-NC	7.78	115.57	110.22
22	b	612	CLA	C2C-C1C-NC	7.78	115.57	110.22
22	C	504	CLA	C2C-C1C-NC	7.81	115.59	110.22
22	B	612	CLA	C2C-C1C-NC	7.82	115.60	110.22
22	b	610	CLA	C2C-C1C-NC	7.84	115.61	110.22
22	C	509	CLA	C2C-C1C-NC	7.86	115.62	110.22
24	T	101	BCR	C8-C9-C10	7.86	131.00	118.94
22	B	610	CLA	C2C-C1C-NC	7.87	115.63	110.22
22	c	509	CLA	C2C-C1C-NC	7.87	115.64	110.22
22	A	607	CLA	C2C-C1C-NC	7.88	115.64	110.22
24	H	101	BCR	C7-C8-C9	7.88	138.04	126.21

Continued on next page...

Continued from previous page...

Mol	Chain	Res	Type	Atoms	Z	Observed(°)	Ideal(°)
24	h	101	BCR	C7-C8-C9	7.89	138.06	126.21
24	B	618	BCR	C8-C9-C10	7.89	131.05	118.94
24	b	618	BCR	C7-C8-C9	7.90	138.08	126.21
22	a	607	CLA	C2C-C1C-NC	7.91	115.66	110.22
24	B	619	BCR	C7-C8-C9	7.91	138.10	126.21
24	b	618	BCR	C10-C11-C12	7.92	147.54	123.23
24	B	619	BCR	C10-C11-C12	7.93	147.56	123.23
24	a	608	BCR	C7-C8-C9	7.95	138.16	126.21
24	K	101	BCR	C10-C11-C12	7.97	147.69	123.23
24	k	101	BCR	C10-C11-C12	7.98	147.73	123.23
24	D	404	BCR	C12-C13-C14	7.99	131.20	118.94
24	d	404	BCR	C12-C13-C14	8.01	131.23	118.94
24	A	608	BCR	C7-C8-C9	8.04	138.29	126.21
22	B	604	CLA	C2C-C1C-NC	8.05	115.75	110.22
24	d	404	BCR	C29-C30-C25	8.17	123.25	110.48
24	D	404	BCR	C32-C1-C6	8.18	123.58	110.31
22	b	604	CLA	C2C-C1C-NC	8.18	115.85	110.22
24	d	404	BCR	C32-C1-C6	8.18	123.58	110.31
24	D	404	BCR	C29-C30-C25	8.19	123.29	110.48
24	c	514	BCR	C11-C10-C9	8.20	139.01	127.31
24	C	514	BCR	C11-C10-C9	8.21	139.02	127.31
24	B	618	BCR	C15-C14-C13	8.29	139.15	127.31
24	T	101	BCR	C15-C14-C13	8.30	139.15	127.31
24	K	101	BCR	C11-C12-C13	8.34	149.85	126.42
24	k	101	BCR	C11-C12-C13	8.35	149.87	126.42
24	k	102	BCR	C23-C22-C21	8.37	131.78	118.94
24	K	102	BCR	C23-C22-C21	8.37	131.79	118.94
24	c	515	BCR	C11-C12-C13	8.52	150.34	126.42
24	a	608	BCR	C20-C19-C18	8.53	150.38	126.42
24	C	515	BCR	C11-C12-C13	8.54	150.40	126.42
24	A	608	BCR	C20-C19-C18	8.55	150.43	126.42
24	B	619	BCR	C24-C23-C22	8.70	139.28	126.21
24	b	618	BCR	C24-C23-C22	8.74	139.34	126.21
24	h	101	BCR	C23-C22-C21	8.74	132.36	118.94
24	H	101	BCR	C23-C22-C21	8.74	132.36	118.94
24	B	618	BCR	C10-C11-C12	8.77	150.12	123.23
24	T	101	BCR	C10-C11-C12	8.77	150.14	123.23
24	T	102	BCR	C23-C22-C21	8.78	132.41	118.94
22	B	609	CLA	C2C-C1C-NC	8.80	116.28	110.22
22	b	609	CLA	C2C-C1C-NC	8.81	116.28	110.22
24	t	101	BCR	C23-C22-C21	8.81	132.46	118.94
22	b	605	CLA	C2C-C1C-NC	8.86	116.31	110.22

Continued on next page...

Continued from previous page...

Mol	Chain	Res	Type	Atoms	Z	Observed(°)	Ideal(°)
22	B	605	CLA	C2C-C1C-NC	8.89	116.33	110.22
24	k	102	BCR	C11-C10-C9	8.91	140.02	127.31
24	K	102	BCR	C11-C10-C9	8.92	140.04	127.31
24	b	622	BCR	C7-C8-C9	8.94	139.64	126.21
22	A	604	CLA	C2C-C1C-NC	8.94	116.37	110.22
24	B	619	BCR	C23-C22-C21	8.95	132.67	118.94
22	a	604	CLA	C2C-C1C-NC	8.95	116.38	110.22
24	B	622	BCR	C7-C8-C9	8.96	139.67	126.21
24	b	618	BCR	C23-C22-C21	8.96	132.69	118.94
24	H	101	BCR	C11-C12-C13	9.26	152.42	126.42
24	h	101	BCR	C11-C12-C13	9.26	152.44	126.42
24	t	101	BCR	C20-C19-C18	9.34	152.66	126.42
24	t	101	BCR	C7-C8-C9	9.36	140.28	126.21
24	T	102	BCR	C7-C8-C9	9.36	140.28	126.21
24	T	102	BCR	C20-C19-C18	9.37	152.73	126.42
24	k	102	BCR	C7-C8-C9	9.37	140.29	126.21
24	K	102	BCR	C7-C8-C9	9.38	140.31	126.21
24	B	618	BCR	C11-C12-C13	9.38	152.77	126.42
24	T	101	BCR	C11-C12-C13	9.39	152.78	126.42
24	D	404	BCR	C11-C12-C13	9.39	152.80	126.42
24	d	404	BCR	C11-C12-C13	9.41	152.85	126.42
24	h	101	BCR	C12-C13-C14	9.45	133.44	118.94
24	H	101	BCR	C12-C13-C14	9.46	133.46	118.94
24	B	619	BCR	C12-C13-C14	9.50	133.52	118.94
24	d	404	BCR	C19-C18-C17	9.51	133.53	118.94
24	D	404	BCR	C19-C18-C17	9.51	133.53	118.94
24	b	618	BCR	C12-C13-C14	9.51	133.54	118.94
24	d	404	BCR	C20-C19-C18	9.52	153.17	126.42
24	D	404	BCR	C20-C19-C18	9.52	153.17	126.42
22	D	402	CLA	C2C-C1C-NC	9.53	116.77	110.22
22	d	402	CLA	C2C-C1C-NC	9.54	116.78	110.22
24	c	515	BCR	C12-C13-C14	9.55	133.59	118.94
24	C	515	BCR	C12-C13-C14	9.57	133.63	118.94
24	C	515	BCR	C19-C18-C17	9.60	133.68	118.94
24	c	515	BCR	C19-C18-C17	9.61	133.68	118.94
24	k	102	BCR	C12-C13-C14	9.61	133.69	118.94
24	K	102	BCR	C12-C13-C14	9.62	133.71	118.94
24	H	101	BCR	C10-C11-C12	9.63	152.78	123.23
24	h	101	BCR	C10-C11-C12	9.65	152.83	123.23
24	c	514	BCR	C15-C14-C13	9.70	141.15	127.31
24	C	514	BCR	C15-C14-C13	9.70	141.16	127.31
24	A	608	BCR	C11-C12-C13	9.74	153.78	126.42

Continued on next page...

Continued from previous page...

Mol	Chain	Res	Type	Atoms	Z	Observed(°)	Ideal(°)
24	a	608	BCR	C11-C12-C13	9.75	153.80	126.42
24	b	622	BCR	C19-C18-C17	9.77	133.93	118.94
24	B	622	BCR	C19-C18-C17	9.77	133.93	118.94
24	c	514	BCR	C7-C8-C9	9.77	140.90	126.21
24	a	608	BCR	C10-C11-C12	9.78	153.22	123.23
24	A	608	BCR	C10-C11-C12	9.78	153.24	123.23
24	b	622	BCR	C15-C14-C13	9.83	141.34	127.31
24	B	622	BCR	C15-C14-C13	9.83	141.34	127.31
24	C	514	BCR	C7-C8-C9	9.83	140.99	126.21
24	t	101	BCR	C11-C12-C13	10.11	154.81	126.42
24	T	102	BCR	C11-C12-C13	10.11	154.83	126.42
24	t	101	BCR	C15-C14-C13	10.28	141.99	127.31
24	C	515	BCR	C10-C11-C12	10.29	154.81	123.23
24	c	515	BCR	C10-C11-C12	10.31	154.85	123.23
24	t	101	BCR	C10-C11-C12	10.31	154.86	123.23
24	T	102	BCR	C10-C11-C12	10.33	154.93	123.23
24	B	622	BCR	C21-C20-C19	10.34	154.94	123.23
24	T	102	BCR	C15-C14-C13	10.34	142.07	127.31
24	b	622	BCR	C21-C20-C19	10.35	155.00	123.23
24	d	404	BCR	C11-C10-C9	10.36	142.10	127.31
24	D	404	BCR	C11-C10-C9	10.39	142.15	127.31
24	C	514	BCR	C19-C18-C17	10.54	135.11	118.94
24	D	404	BCR	C15-C14-C13	10.55	142.36	127.31
24	c	514	BCR	C19-C18-C17	10.56	135.15	118.94
24	d	404	BCR	C15-C14-C13	10.58	142.41	127.31
24	C	514	BCR	C11-C12-C13	10.59	156.18	126.42
24	c	514	BCR	C11-C12-C13	10.60	156.18	126.42
24	B	619	BCR	C20-C19-C18	10.69	156.44	126.42
24	b	618	BCR	C20-C19-C18	10.71	156.50	126.42
24	h	101	BCR	C19-C18-C17	10.72	135.40	118.94
24	H	101	BCR	C19-C18-C17	10.72	135.40	118.94
24	T	101	BCR	C20-C19-C18	10.73	156.55	126.42
24	B	618	BCR	C20-C19-C18	10.74	156.58	126.42
24	B	622	BCR	C20-C19-C18	10.75	156.61	126.42
24	b	622	BCR	C20-C19-C18	10.76	156.64	126.42
24	A	608	BCR	C15-C14-C13	10.77	142.68	127.31
24	a	608	BCR	C15-C14-C13	10.79	142.71	127.31
24	A	608	BCR	C12-C13-C14	10.85	135.59	118.94
24	a	608	BCR	C12-C13-C14	10.86	135.60	118.94
24	h	101	BCR	C20-C19-C18	10.89	157.02	126.42
24	H	101	BCR	C20-C19-C18	10.90	157.04	126.42
24	K	102	BCR	C10-C11-C12	10.97	156.90	123.23

Continued on next page...

Continued from previous page...

Mol	Chain	Res	Type	Atoms	Z	Observed(°)	Ideal(°)
24	k	102	BCR	C10-C11-C12	10.99	156.93	123.23
24	T	101	BCR	C11-C10-C9	11.01	143.03	127.31
24	B	618	BCR	C11-C10-C9	11.03	143.05	127.31
24	A	608	BCR	C23-C22-C21	11.09	135.96	118.94
24	a	608	BCR	C23-C22-C21	11.11	135.99	118.94
24	k	101	BCR	C20-C19-C18	11.14	157.72	126.42
24	K	101	BCR	C20-C19-C18	11.17	157.79	126.42
24	K	102	BCR	C11-C12-C13	11.31	158.18	126.42
24	k	102	BCR	C11-C12-C13	11.32	158.21	126.42
24	K	101	BCR	C15-C14-C13	11.35	143.51	127.31
24	a	608	BCR	C11-C10-C9	11.37	143.54	127.31
24	k	101	BCR	C15-C14-C13	11.37	143.54	127.31
24	T	101	BCR	C21-C20-C19	11.39	158.19	123.23
24	A	608	BCR	C11-C10-C9	11.40	143.59	127.31
24	B	618	BCR	C21-C20-C19	11.40	158.22	123.23
24	c	515	BCR	C15-C14-C13	11.50	143.72	127.31
24	C	515	BCR	C15-C14-C13	11.50	143.73	127.31
24	h	101	BCR	C15-C14-C13	11.51	143.73	127.31
24	H	101	BCR	C15-C14-C13	11.52	143.76	127.31
24	B	622	BCR	C11-C12-C13	11.55	158.86	126.42
24	b	622	BCR	C11-C12-C13	11.58	158.93	126.42
24	B	618	BCR	C12-C13-C14	11.69	136.88	118.94
24	T	101	BCR	C12-C13-C14	11.72	136.92	118.94
24	B	622	BCR	C10-C11-C12	11.95	159.90	123.23
24	b	622	BCR	C10-C11-C12	11.97	159.94	123.23
24	C	514	BCR	C10-C11-C12	12.13	160.44	123.23
24	c	514	BCR	C10-C11-C12	12.13	160.46	123.23
24	K	102	BCR	C20-C19-C18	12.23	160.78	126.42
24	K	102	BCR	C19-C18-C17	12.24	137.73	118.94
24	k	102	BCR	C19-C18-C17	12.24	137.73	118.94
24	k	102	BCR	C20-C19-C18	12.25	160.84	126.42
24	B	622	BCR	C11-C10-C9	12.27	144.82	127.31
24	b	622	BCR	C11-C10-C9	12.28	144.84	127.31
24	c	515	BCR	C20-C19-C18	12.34	161.08	126.42
24	C	515	BCR	C20-C19-C18	12.36	161.13	126.42
24	a	608	BCR	C19-C18-C17	12.44	138.03	118.94
24	A	608	BCR	C19-C18-C17	12.47	138.07	118.94
24	t	101	BCR	C11-C10-C9	12.54	145.20	127.31
24	T	102	BCR	C11-C10-C9	12.62	145.32	127.31
24	k	101	BCR	C19-C18-C17	12.64	138.34	118.94
24	c	514	BCR	C20-C19-C18	12.68	162.03	126.42
24	C	514	BCR	C20-C19-C18	12.68	162.05	126.42

Continued on next page...

Continued from previous page...

Mol	Chain	Res	Type	Atoms	Z	Observed(°)	Ideal(°)
24	K	101	BCR	C19-C18-C17	12.69	138.41	118.94
24	D	404	BCR	C21-C20-C19	12.88	162.75	123.23
24	d	404	BCR	C21-C20-C19	12.89	162.76	123.23
24	a	608	BCR	C21-C20-C19	12.91	162.84	123.23
24	A	608	BCR	C21-C20-C19	12.93	162.90	123.23
24	K	101	BCR	C11-C10-C9	13.01	145.88	127.31
24	k	101	BCR	C11-C10-C9	13.02	145.89	127.31
24	t	101	BCR	C19-C18-C17	13.20	139.20	118.94
24	T	102	BCR	C19-C18-C17	13.25	139.28	118.94
24	b	618	BCR	C11-C10-C9	13.30	146.29	127.31
24	B	619	BCR	C11-C10-C9	13.32	146.32	127.31
24	t	101	BCR	C21-C20-C19	13.54	164.76	123.23
24	B	618	BCR	C16-C15-C14	13.54	152.35	123.46
24	b	618	BCR	C15-C14-C13	13.55	146.65	127.31
24	T	102	BCR	C21-C20-C19	13.55	164.81	123.23
24	T	101	BCR	C16-C15-C14	13.56	152.40	123.46
24	B	619	BCR	C15-C14-C13	13.56	146.66	127.31
24	h	101	BCR	C11-C10-C9	13.82	147.04	127.31
24	H	101	BCR	C11-C10-C9	13.83	147.04	127.31
24	k	102	BCR	C21-C20-C19	13.95	166.03	123.23
24	K	102	BCR	C21-C20-C19	13.96	166.04	123.23
24	B	622	BCR	C20-C21-C22	13.98	147.26	127.31
24	b	622	BCR	C20-C21-C22	13.99	147.27	127.31
24	A	608	BCR	C16-C15-C14	14.03	153.41	123.46
24	a	608	BCR	C16-C15-C14	14.04	153.43	123.46
24	k	102	BCR	C15-C14-C13	14.15	147.51	127.31
24	K	102	BCR	C15-C14-C13	14.16	147.51	127.31
24	B	619	BCR	C19-C18-C17	14.37	140.99	118.94
24	b	618	BCR	C19-C18-C17	14.37	141.00	118.94
24	C	515	BCR	C11-C10-C9	14.47	147.96	127.31
24	c	515	BCR	C11-C10-C9	14.47	147.97	127.31
24	B	619	BCR	C21-C20-C19	14.84	168.76	123.23
24	b	618	BCR	C21-C20-C19	14.86	168.82	123.23
24	k	101	BCR	C21-C20-C19	14.86	168.83	123.23
24	K	101	BCR	C21-C20-C19	14.87	168.84	123.23
24	H	101	BCR	C21-C20-C19	15.22	169.92	123.23
24	h	101	BCR	C21-C20-C19	15.22	169.92	123.23
24	B	619	BCR	C16-C15-C14	15.22	155.96	123.46
24	b	618	BCR	C16-C15-C14	15.23	155.97	123.46
24	B	619	BCR	C15-C16-C17	15.39	156.31	123.46
24	b	618	BCR	C15-C16-C17	15.40	156.33	123.46
24	h	101	BCR	C16-C15-C14	15.44	156.42	123.46

Continued on next page...

Continued from previous page...

Mol	Chain	Res	Type	Atoms	Z	Observed(°)	Ideal(°)
24	T	101	BCR	C19-C18-C17	15.46	142.66	118.94
24	H	101	BCR	C16-C15-C14	15.47	156.47	123.46
24	B	618	BCR	C19-C18-C17	15.48	142.69	118.94
24	K	101	BCR	C16-C15-C14	15.89	157.37	123.46
24	k	101	BCR	C16-C15-C14	15.90	157.39	123.46
24	c	515	BCR	C21-C20-C19	16.56	174.04	123.23
24	C	515	BCR	C21-C20-C19	16.57	174.06	123.23
24	c	514	BCR	C21-C20-C19	17.21	176.01	123.23
24	b	622	BCR	C16-C17-C18	17.22	151.88	127.31
24	C	514	BCR	C21-C20-C19	17.22	176.07	123.23
24	B	622	BCR	C16-C17-C18	17.24	151.91	127.31
24	a	608	BCR	C15-C16-C17	17.40	160.60	123.46
24	A	608	BCR	C15-C16-C17	17.41	160.63	123.46
24	t	101	BCR	C16-C15-C14	17.66	161.15	123.46
24	T	102	BCR	C16-C15-C14	17.67	161.18	123.46
24	T	101	BCR	C20-C21-C22	18.05	153.07	127.31
24	B	618	BCR	C20-C21-C22	18.05	153.07	127.31
24	K	102	BCR	C16-C15-C14	18.43	162.80	123.46
24	k	102	BCR	C16-C15-C14	18.46	162.86	123.46
24	k	102	BCR	C16-C17-C18	18.72	154.02	127.31
24	K	102	BCR	C16-C17-C18	18.73	154.04	127.31
24	B	618	BCR	C15-C16-C17	18.88	163.77	123.46
24	T	101	BCR	C15-C16-C17	18.93	163.86	123.46
24	d	404	BCR	C16-C15-C14	19.37	164.81	123.46
24	D	404	BCR	C16-C15-C14	19.38	164.82	123.46
24	b	622	BCR	C16-C15-C14	19.53	165.14	123.46
24	B	622	BCR	C16-C15-C14	19.54	165.18	123.46
24	k	101	BCR	C15-C16-C17	19.88	165.89	123.46
24	K	101	BCR	C15-C16-C17	19.88	165.89	123.46
24	C	514	BCR	C16-C15-C14	19.88	165.91	123.46
24	c	514	BCR	C16-C15-C14	19.90	165.94	123.46
24	b	622	BCR	C15-C16-C17	20.30	166.79	123.46
24	B	622	BCR	C15-C16-C17	20.33	166.85	123.46
24	H	101	BCR	C16-C17-C18	20.52	156.59	127.31
24	h	101	BCR	C16-C17-C18	20.53	156.61	127.31
24	c	515	BCR	C16-C17-C18	20.61	156.72	127.31
24	C	515	BCR	C16-C17-C18	20.61	156.73	127.31
24	b	618	BCR	C16-C17-C18	20.62	156.74	127.31
24	B	619	BCR	C16-C17-C18	20.63	156.75	127.31
24	c	515	BCR	C16-C15-C14	20.92	168.10	123.46
24	k	102	BCR	C20-C21-C22	20.93	157.18	127.31
24	C	515	BCR	C16-C15-C14	20.94	168.15	123.46

Continued on next page...

Continued from previous page...

Mol	Chain	Res	Type	Atoms	Z	Observed(°)	Ideal(°)
24	K	102	BCR	C20-C21-C22	20.98	157.25	127.31
24	K	102	BCR	C15-C16-C17	21.47	169.28	123.46
24	k	102	BCR	C15-C16-C17	21.49	169.34	123.46
24	a	608	BCR	C16-C17-C18	21.52	158.03	127.31
24	A	608	BCR	C16-C17-C18	21.54	158.06	127.31
24	B	619	BCR	C20-C21-C22	21.92	158.59	127.31
24	b	618	BCR	C20-C21-C22	21.92	158.60	127.31
24	d	404	BCR	C15-C16-C17	22.28	171.02	123.46
24	D	404	BCR	C15-C16-C17	22.30	171.05	123.46
24	D	404	BCR	C16-C17-C18	22.31	159.15	127.31
24	d	404	BCR	C16-C17-C18	22.32	159.16	127.31
24	D	404	BCR	C20-C21-C22	22.47	159.38	127.31
24	d	404	BCR	C20-C21-C22	22.49	159.41	127.31
24	c	515	BCR	C15-C16-C17	22.73	171.97	123.46
24	C	515	BCR	C15-C16-C17	22.76	172.04	123.46
24	c	514	BCR	C20-C21-C22	23.05	160.21	127.31
24	C	514	BCR	C20-C21-C22	23.07	160.23	127.31
24	K	101	BCR	C16-C17-C18	23.32	160.59	127.31
24	k	101	BCR	C16-C17-C18	23.33	160.61	127.31
24	B	618	BCR	C16-C17-C18	24.19	161.83	127.31
24	T	101	BCR	C16-C17-C18	24.20	161.85	127.31
24	H	101	BCR	C15-C16-C17	24.29	175.32	123.46
24	h	101	BCR	C15-C16-C17	24.30	175.33	123.46
24	T	102	BCR	C15-C16-C17	24.33	175.40	123.46
24	t	101	BCR	C15-C16-C17	24.35	175.44	123.46
24	C	514	BCR	C16-C17-C18	25.06	163.08	127.31
24	c	514	BCR	C16-C17-C18	25.08	163.11	127.31
24	A	608	BCR	C20-C21-C22	25.15	163.21	127.31
24	a	608	BCR	C20-C21-C22	25.16	163.21	127.31
24	T	102	BCR	C16-C17-C18	25.43	163.60	127.31
24	t	101	BCR	C16-C17-C18	25.44	163.61	127.31
24	k	101	BCR	C20-C21-C22	25.55	163.77	127.31
24	K	101	BCR	C20-C21-C22	25.57	163.81	127.31
24	c	515	BCR	C20-C21-C22	25.67	163.95	127.31
24	C	514	BCR	C15-C16-C17	25.71	178.33	123.46
24	C	515	BCR	C20-C21-C22	25.73	164.04	127.31
24	c	514	BCR	C15-C16-C17	25.75	178.43	123.46
24	t	101	BCR	C20-C21-C22	26.58	165.24	127.31
24	T	102	BCR	C20-C21-C22	26.60	165.27	127.31
24	h	101	BCR	C20-C21-C22	26.91	165.71	127.31
24	H	101	BCR	C20-C21-C22	26.91	165.72	127.31

All (166) chirality outliers are listed below:

Mol	Chain	Res	Type	Atom
22	B	617	CLA	NC
22	B	617	CLA	ND
22	B	617	CLA	NA
22	c	513	CLA	NC
22	c	513	CLA	NA
22	A	607	CLA	NC
22	d	402	CLA	NA
22	c	511	CLA	NC
22	c	511	CLA	NA
22	B	610	CLA	NC
22	B	610	CLA	ND
22	c	502	CLA	NA
22	B	614	CLA	NC
22	B	614	CLA	ND
22	B	614	CLA	NA
22	b	602	CLA	ND
22	b	602	CLA	NA
22	D	403	CLA	NC
22	D	403	CLA	NA
22	c	508	CLA	NC
22	c	508	CLA	NA
22	b	612	CLA	NC
22	b	612	CLA	NA
22	B	609	CLA	NC
22	b	605	CLA	NC
22	b	605	CLA	ND
22	b	605	CLA	NA
22	B	606	CLA	NC
22	B	606	CLA	ND
22	B	606	CLA	NA
22	B	612	CLA	NC
22	B	612	CLA	NA
22	b	617	CLA	NC
22	b	617	CLA	ND
22	b	617	CLA	NA
22	B	605	CLA	NC
22	B	605	CLA	ND
22	B	605	CLA	NA
22	C	505	CLA	ND
22	A	603	CLA	NC
22	A	603	CLA	ND
22	A	603	CLA	NA
22	C	501	CLA	NC

Continued on next page...

Continued from previous page...

Mol	Chain	Res	Type	Atom
22	C	501	CLA	NA
22	c	503	CLA	NC
22	c	503	CLA	ND
22	c	503	CLA	NA
22	b	613	CLA	NA
22	b	613	CLA	NC
22	b	613	CLA	ND
22	b	608	CLA	NC
22	b	608	CLA	ND
22	b	608	CLA	NA
22	b	606	CLA	NC
22	b	606	CLA	ND
22	b	606	CLA	NA
22	B	603	CLA	NC
22	B	603	CLA	ND
22	B	603	CLA	NA
22	c	504	CLA	NC
22	c	504	CLA	ND
22	c	504	CLA	NA
22	B	602	CLA	ND
22	B	602	CLA	NA
22	c	507	CLA	NC
22	c	507	CLA	ND
22	c	507	CLA	NA
22	b	610	CLA	NC
22	b	610	CLA	ND
22	B	616	CLA	NC
22	B	616	CLA	ND
22	B	616	CLA	NA
22	D	401	CLA	ND
22	c	509	CLA	NC
22	c	509	CLA	ND
22	c	509	CLA	NA
22	b	611	CLA	NC
22	b	611	CLA	ND
22	b	611	CLA	NA
22	c	510	CLA	NC
22	c	510	CLA	ND
22	c	510	CLA	NA
22	B	607	CLA	NC
22	B	607	CLA	NA
22	C	508	CLA	NC

Continued on next page...

Continued from previous page...

Mol	Chain	Res	Type	Atom
22	C	508	CLA	NA
22	C	504	CLA	NC
22	C	504	CLA	ND
22	C	504	CLA	NA
22	d	401	CLA	ND
22	c	501	CLA	NC
22	c	501	CLA	NA
22	B	608	CLA	NC
22	B	608	CLA	ND
22	B	608	CLA	NA
22	b	604	CLA	NC
22	b	604	CLA	ND
22	b	604	CLA	NA
22	C	513	CLA	NC
22	C	513	CLA	NA
22	b	616	CLA	NC
22	b	616	CLA	ND
22	b	616	CLA	NA
22	a	603	CLA	NC
22	a	603	CLA	ND
22	a	603	CLA	NA
22	D	402	CLA	NA
22	C	502	CLA	NA
22	b	607	CLA	NC
22	b	607	CLA	NA
22	a	604	CLA	NC
22	a	604	CLA	NA
22	c	505	CLA	ND
22	b	603	CLA	NC
22	b	603	CLA	ND
22	b	603	CLA	NA
22	b	609	CLA	NC
22	A	604	CLA	NC
22	A	604	CLA	NA
22	B	611	CLA	NC
22	B	611	CLA	ND
22	B	611	CLA	NA
22	C	512	CLA	NC
22	C	512	CLA	NA
22	C	512	CLA	ND
22	b	615	CLA	NC
22	b	615	CLA	ND

Continued on next page...

Continued from previous page...

Mol	Chain	Res	Type	Atom
22	b	615	CLA	NA
22	C	506	CLA	NC
22	C	506	CLA	ND
22	C	506	CLA	NA
22	C	507	CLA	NC
22	C	507	CLA	ND
22	C	507	CLA	NA
22	B	613	CLA	NA
22	B	613	CLA	NC
22	B	613	CLA	ND
22	c	512	CLA	NC
22	c	512	CLA	NA
22	c	512	CLA	ND
22	B	615	CLA	NC
22	B	615	CLA	ND
22	B	615	CLA	NA
22	c	506	CLA	NC
22	c	506	CLA	ND
22	c	506	CLA	NA
22	d	403	CLA	NC
22	d	403	CLA	NA
22	B	604	CLA	NC
22	B	604	CLA	ND
22	B	604	CLA	NA
22	C	509	CLA	NC
22	C	509	CLA	ND
22	C	509	CLA	NA
22	a	607	CLA	NC
22	C	511	CLA	NC
22	C	511	CLA	NA
22	C	510	CLA	NC
22	C	510	CLA	ND
22	C	510	CLA	NA
22	b	614	CLA	NC
22	b	614	CLA	ND
22	b	614	CLA	NA
22	C	503	CLA	NC
22	C	503	CLA	ND
22	C	503	CLA	NA

All (2) torsion outliers are listed below:

Mol	Chain	Res	Type	Atoms
29	z	101	LMG	C7-O1-C1-O6
29	Z	101	LMG	C7-O1-C1-O6

There are no ring outliers.

62 monomers are involved in 148 short contacts:

Mol	Chain	Res	Type	Clashes	Symm-Clashes
22	A	603	CLA	5	0
22	A	604	CLA	3	0
23	A	605	PHO	2	0
23	A	606	PHO	4	0
22	A	607	CLA	2	0
24	A	608	BCR	1	0
25	A	609	SQD	2	0
28	A	613	PL9	8	0
29	A	614	LMG	3	0
25	B	601	SQD	4	0
22	B	603	CLA	1	0
22	B	604	CLA	2	0
22	B	605	CLA	2	0
22	B	606	CLA	5	0
22	B	607	CLA	2	0
22	B	609	CLA	2	0
22	B	611	CLA	4	0
22	B	612	CLA	2	0
22	B	613	CLA	3	0
22	B	614	CLA	5	0
22	B	615	CLA	3	0
22	B	616	CLA	2	0
22	B	617	CLA	4	0
24	B	618	BCR	3	0
24	B	619	BCR	1	0
29	B	620	LMG	3	0
24	B	622	BCR	4	0
22	C	501	CLA	2	0
22	C	502	CLA	3	0
22	C	503	CLA	3	0
22	C	504	CLA	1	0
22	C	505	CLA	2	0
22	C	506	CLA	4	0
22	C	507	CLA	1	0
22	C	508	CLA	3	0
22	C	509	CLA	2	0

Continued on next page...

Continued from previous page...

Mol	Chain	Res	Type	Clashes	Symm-Clashes
22	C	510	CLA	6	0
22	C	511	CLA	2	0
22	C	512	CLA	3	0
22	C	513	CLA	1	0
31	C	516	DGD	2	0
31	C	517	DGD	2	0
31	C	518	DGD	1	0
29	C	519	LMG	1	0
22	D	401	CLA	1	0
22	D	402	CLA	4	0
22	D	403	CLA	3	0
24	D	404	BCR	3	0
29	D	406	LMG	2	0
32	D	409	LHG	13	0
31	D	410	DGD	3	0
32	E	101	LHG	2	0
33	F	101	HEM	1	0
24	H	101	BCR	1	0
31	H	102	DGD	1	0
24	K	102	BCR	1	0
25	L	101	SQD	5	0
32	L	102	LHG	1	0
24	T	101	BCR	7	0
24	T	102	BCR	2	0
33	V	201	HEM	9	0
29	Z	101	LMG	1	0

5.7 Other polymers [i](#)

There are no such residues in this entry.

5.8 Polymer linkage issues [i](#)

There are no chain breaks in this entry.

6 Fit of model and data ⓘ

6.1 Protein, DNA and RNA chains ⓘ

In the following table, the column labelled ‘#RSRZ> 2’ contains the number (and percentage) of RSRZ outliers, followed by percent RSRZ outliers for the chain as percentile scores relative to all X-ray entries and entries of similar resolution. The OWAB column contains the minimum, median, 95th percentile and maximum values of the occupancy-weighted average B-factor per residue. The column labelled ‘Q< 0.9’ lists the number of (and percentage) of residues with an average occupancy less than 0.9.

Mol	Chain	Analysed	<RSRZ>	#RSRZ>2	OWAB(Å ²)	Q<0.9
1	A	334/334 (100%)	0.59	21 (6%) 21 22	16, 22, 43, 53	0
1	a	334/334 (100%)	0.60	26 (7%) 14 17	16, 22, 43, 53	0
2	B	504/504 (100%)	0.47	32 (6%) 21 22	18, 27, 49, 70	0
2	b	504/504 (100%)	0.76	70 (13%) 3 8	18, 27, 49, 70	0
3	C	451/461 (97%)	0.64	43 (9%) 9 13	21, 31, 44, 56	0
3	c	451/461 (97%)	0.52	39 (8%) 11 15	21, 31, 44, 56	0
4	D	342/342 (100%)	0.78	33 (9%) 9 13	17, 23, 39, 61	0
4	d	342/342 (100%)	0.70	24 (7%) 17 20	17, 23, 39, 61	0
5	E	81/81 (100%)	0.82	10 (12%) 5 10	27, 40, 57, 63	0
5	e	81/81 (100%)	0.42	9 (11%) 6 10	27, 40, 57, 63	0
6	F	34/34 (100%)	0.36	1 (2%) 52 48	28, 33, 58, 61	0
6	f	34/34 (100%)	-0.00	0 100 100	28, 33, 58, 61	0
7	H	65/65 (100%)	0.65	9 (13%) 3 8	23, 34, 40, 58	0
7	h	65/65 (100%)	1.42	18 (27%) 1 5	23, 34, 40, 58	0
8	I	38/38 (100%)	0.54	5 (13%) 4 8	30, 34, 65, 68	0
8	i	38/38 (100%)	0.08	3 (7%) 13 17	30, 34, 65, 68	0
9	J	38/40 (95%)	0.56	3 (7%) 13 17	26, 37, 68, 72	0
9	j	38/40 (95%)	-0.14	0 100 100	26, 37, 68, 72	0
10	K	37/37 (100%)	0.52	2 (5%) 26 28	33, 38, 45, 47	0
10	k	37/37 (100%)	0.60	4 (10%) 6 11	33, 38, 45, 47	0
11	L	37/37 (100%)	0.60	2 (5%) 26 28	17, 22, 50, 59	0
11	l	37/37 (100%)	0.59	3 (8%) 13 17	17, 22, 50, 59	0
12	M	34/34 (100%)	1.02	6 (17%) 2 6	21, 23, 36, 52	0
12	m	34/34 (100%)	0.74	3 (8%) 11 15	21, 23, 36, 52	0

Continued on next page...

Continued from previous page...

Mol	Chain	Analysed	<RSRZ>	#RSRZ>2	OWAB(Å ²)	Q<0.9
13	O	243/243 (100%)	0.38	8 (3%) 47 43	18, 32, 55, 71	0
13	o	243/243 (100%)	0.56	14 (5%) 24 25	18, 32, 55, 71	0
14	T	30/30 (100%)	0.87	3 (10%) 8 12	19, 23, 44, 52	0
14	t	30/30 (100%)	0.85	1 (3%) 47 43	19, 23, 44, 52	0
15	U	97/97 (100%)	0.30	2 (2%) 64 59	23, 30, 48, 50	0
15	u	97/97 (100%)	0.55	6 (6%) 21 23	23, 30, 48, 50	0
16	V	137/137 (100%)	0.22	2 (1%) 74 68	23, 28, 39, 48	0
16	v	137/137 (100%)	0.38	6 (4%) 35 33	23, 28, 39, 48	0
17	X	39/39 (100%)	0.99	7 (17%) 2 6	33, 40, 66, 68	0
17	x	39/39 (100%)	1.00	7 (17%) 2 6	33, 40, 66, 68	0
18	Y	29/29 (100%)	0.69	3 (10%) 7 11	42, 48, 75, 77	0
18	y	29/29 (100%)	0.29	0 100 100	42, 48, 75, 77	0
19	Z	62/62 (100%)	0.48	2 (3%) 48 44	39, 48, 68, 72	0
19	z	62/62 (100%)	0.69	7 (11%) 6 10	39, 48, 68, 72	0
All	All	5264/5288 (99%)	0.59	434 (8%) 12 16	16, 29, 51, 77	0

All (434) RSRZ outliers are listed below:

Mol	Chain	Res	Type	RSRZ
17	X	2	THR	7.2
4	D	59	TYR	6.8
9	J	3	SER	6.5
4	D	56	THR	5.7
4	d	136	VAL	5.4
4	D	136	VAL	5.4
1	a	140	ARG	5.4
2	b	270	PRO	5.3
1	a	138	GLY	5.2
3	C	24	THR	5.1
2	b	499	VAL	5.1
4	d	59	TYR	5.1
2	b	262	THR	5.0
17	x	2	THR	5.0
3	C	256	PRO	5.0
4	d	135	LEU	4.9
7	H	56	ASP	4.8
3	C	265	ILE	4.8

Continued on next page...

Continued from previous page...

Mol	Chain	Res	Type	RSRZ
1	a	139	MET	4.8
3	c	146	PHE	4.7
4	d	107	LEU	4.6
3	c	198	VAL	4.6
2	b	187	PRO	4.6
4	d	106	GLN	4.6
2	b	435	GLU	4.5
1	a	245	THR	4.5
3	C	137	PRO	4.5
4	D	106	GLN	4.5
2	b	131	PRO	4.4
3	C	264	PHE	4.4
2	b	500	GLY	4.4
12	M	2	GLU	4.3
7	h	23	PRO	4.3
3	C	138	GLU	4.2
3	c	228	ASN	4.2
3	C	97	TRP	4.2
6	F	12	SER	4.2
2	B	136	PRO	4.1
4	D	135	LEU	4.1
5	E	49	THR	4.1
2	b	71	VAL	4.1
7	H	55	LEU	4.1
2	b	261	ALA	4.1
4	D	55	VAL	4.1
3	c	86	LEU	4.1
17	X	40	SER	4.1
1	A	245	THR	4.0
3	c	197	ARG	4.0
19	z	62	VAL	4.0
7	h	55	LEU	4.0
4	D	137	GLY	3.9
17	x	40	SER	3.9
3	C	266	TRP	3.9
19	Z	1	MET	3.9
2	b	361	ALA	3.9
4	d	137	GLY	3.9
2	b	188	ASP	3.8
3	C	25	ASN	3.8
4	d	264	LYS	3.8
2	b	267	LEU	3.8

Continued on next page...

Continued from previous page...

Mol	Chain	Res	Type	RSRZ
16	v	21	LEU	3.7
1	a	246	TYR	3.7
1	A	11	ALA	3.7
3	c	127	PHE	3.7
3	C	146	PHE	3.6
2	b	70	GLY	3.6
3	C	400	PRO	3.6
15	U	8	GLU	3.6
1	A	317	TRP	3.6
1	A	262	TYR	3.6
4	d	29	PHE	3.6
17	x	3	ILE	3.6
4	D	107	LEU	3.5
19	z	61	VAL	3.5
2	b	190	PHE	3.5
2	b	229	LEU	3.5
19	z	1	MET	3.5
2	b	218	LEU	3.5
3	C	263	ALA	3.5
4	d	221	THR	3.5
3	c	373	ASN	3.5
19	z	23	VAL	3.5
3	C	457	LYS	3.5
7	h	54	ILE	3.5
2	B	43	ALA	3.5
13	o	243	ILE	3.4
4	D	27	PHE	3.4
2	B	499	VAL	3.4
1	A	139	MET	3.4
1	A	137	LEU	3.4
5	e	84	LYS	3.4
7	h	56	ASP	3.4
18	Y	46	LEU	3.3
4	d	54	PHE	3.3
2	B	367	PRO	3.3
7	h	27	THR	3.3
2	B	183	PRO	3.3
4	D	93	TRP	3.3
7	h	53	LEU	3.3
13	O	243	ILE	3.3
2	B	362	PHE	3.2
17	x	38	GLN	3.2

Continued on next page...

Continued from previous page...

Mol	Chain	Res	Type	RSRZ
2	b	133	LEU	3.2
3	c	457	LYS	3.2
18	Y	43	ARG	3.2
1	a	137	LEU	3.2
4	D	32	TRP	3.2
7	H	65	LEU	3.2
2	b	219	VAL	3.2
3	c	264	PHE	3.2
4	D	54	PHE	3.1
5	e	55	TYR	3.1
17	X	3	ILE	3.1
10	k	18	PHE	3.1
2	b	72	THR	3.1
3	C	127	PHE	3.1
2	b	87	ASP	3.1
8	i	38	GLU	3.1
13	O	169	ASP	3.1
2	b	305	ILE	3.1
2	b	123	PHE	3.1
8	I	25	SER	3.1
1	A	12	ASN	3.1
4	D	264	LYS	3.1
2	b	119	ASP	3.1
4	d	98	GLN	3.0
2	B	44	THR	3.0
2	B	378	LYS	3.0
3	c	400	PRO	3.0
3	C	452	ALA	3.0
2	B	187	PRO	3.0
4	d	28	VAL	3.0
1	A	306	VAL	3.0
4	D	12	ARG	3.0
2	B	368	VAL	3.0
2	b	217	ILE	3.0
2	B	500	GLY	3.0
2	B	262	THR	3.0
7	h	2	ALA	3.0
3	c	422	PRO	3.0
1	A	246	TYR	3.0
2	b	497	GLN	3.0
8	i	37	LEU	3.0
4	d	11	GLU	3.0

Continued on next page...

Continued from previous page...

Mol	Chain	Res	Type	RSRZ
2	b	356	VAL	3.0
1	a	257	ARG	3.0
1	a	268	SER	3.0
3	c	291	TRP	3.0
4	d	138	VAL	3.0
3	C	147	PHE	2.9
15	u	66	GLY	2.9
2	B	309	LEU	2.9
2	B	69	LEU	2.9
16	v	3	LEU	2.9
17	X	38	GLN	2.9
13	o	129	THR	2.9
7	h	26	GLY	2.9
2	b	302	TRP	2.9
1	A	265	PHE	2.9
16	v	120	LEU	2.9
3	c	336	GLY	2.9
1	A	257	ARG	2.9
3	c	112	PHE	2.9
5	E	70	PHE	2.9
2	b	343	HIS	2.9
4	D	333	ASP	2.9
3	C	255	THR	2.9
15	u	56	GLU	2.9
2	b	264	PRO	2.8
3	C	399	ALA	2.8
19	z	24	PRO	2.8
3	c	69	LEU	2.8
4	D	96	GLU	2.8
7	h	47	GLU	2.8
5	E	47	PHE	2.8
12	M	1	MET	2.8
8	I	30	ARG	2.8
1	a	240	GLY	2.8
5	e	56	TYR	2.8
15	u	103	TYR	2.8
3	C	268	GLY	2.8
10	K	32	PHE	2.8
2	B	347	ARG	2.8
13	o	181	GLU	2.8
2	B	366	PHE	2.8
3	C	199	ILE	2.8

Continued on next page...

Continued from previous page...

Mol	Chain	Res	Type	RSRZ
1	a	244	GLU	2.8
3	c	200	THR	2.8
4	D	103	ARG	2.8
4	d	56	THR	2.7
7	h	14	LEU	2.7
2	B	306	PRO	2.7
3	c	134	ILE	2.7
7	H	66	GLY	2.7
9	J	5	GLY	2.7
3	c	181	PHE	2.7
19	z	27	TYR	2.7
12	M	3	VAL	2.7
2	B	70	GLY	2.7
2	b	490	GLN	2.7
4	D	95	PRO	2.7
19	Z	35	ARG	2.7
4	d	262	SER	2.7
2	b	16	PRO	2.7
3	C	139	THR	2.7
13	o	190	PHE	2.7
3	c	296	VAL	2.7
8	I	32	PRO	2.7
5	e	66	VAL	2.7
4	d	108	GLY	2.6
2	B	305	ILE	2.6
3	C	99	VAL	2.6
2	B	498	LYS	2.6
17	x	39	ARG	2.6
2	b	491	VAL	2.6
2	B	229	LEU	2.6
19	z	40	ILE	2.6
2	B	166	MET	2.6
4	d	23	LYS	2.6
3	c	147	PHE	2.6
1	A	261	GLN	2.6
15	U	32	ILE	2.6
1	a	74	GLY	2.6
2	b	494	GLY	2.6
3	C	204	LEU	2.6
2	B	87	ASP	2.6
3	c	458	GLY	2.6
13	o	87	VAL	2.6

Continued on next page...

Continued from previous page...

Mol	Chain	Res	Type	RSRZ
3	C	81	MET	2.6
2	b	318	ASN	2.6
3	C	202	PRO	2.6
3	c	199	ILE	2.6
2	b	268	PHE	2.6
14	T	30	THR	2.6
3	C	267	SER	2.6
3	c	143	TYR	2.6
8	i	36	ASP	2.6
1	a	223	LEU	2.6
2	B	185	TRP	2.5
2	b	234	ILE	2.5
15	u	8	GLU	2.5
4	D	110	LEU	2.5
3	c	81	MET	2.5
3	c	227	VAL	2.5
2	b	220	ARG	2.5
3	C	365	TRP	2.5
17	X	34	ILE	2.5
1	A	268	SER	2.5
2	b	317	ASN	2.5
13	O	164	LEU	2.5
13	o	184	ARG	2.5
4	D	180	ARG	2.5
3	c	238	ILE	2.5
2	b	392	PHE	2.5
2	b	438	ASN	2.5
4	d	32	TRP	2.5
1	A	219	VAL	2.5
1	a	239	PHE	2.5
11	l	33	SER	2.5
2	B	195	PRO	2.5
1	a	250	ALA	2.4
2	B	497	GLN	2.4
2	b	353	GLU	2.4
2	b	443	PHE	2.4
12	m	7	GLY	2.4
1	a	222	SER	2.4
1	a	317	TRP	2.4
15	u	101	GLY	2.4
5	e	54	SER	2.4
2	b	447	PRO	2.4

Continued on next page...

Continued from previous page...

Mol	Chain	Res	Type	RSRZ
2	b	362	PHE	2.4
4	D	60	THR	2.4
2	B	71	VAL	2.4
2	b	120	LEU	2.4
5	e	64	PRO	2.4
1	A	244	GLU	2.4
2	b	195	PRO	2.4
5	e	57	ALA	2.4
2	b	183	PRO	2.4
7	H	57	GLY	2.4
5	E	64	PRO	2.4
5	E	84	LYS	2.4
8	I	24	LEU	2.4
7	h	22	ALA	2.4
13	o	211	ILE	2.4
13	O	120	PHE	2.3
1	a	224	ILE	2.3
5	e	60	GLN	2.3
13	O	20	PRO	2.3
16	v	116	ALA	2.3
2	B	77	GLY	2.3
4	D	138	VAL	2.3
2	B	490	GLN	2.3
7	h	65	LEU	2.3
1	a	141	PRO	2.3
3	c	456	GLU	2.3
17	X	39	ARG	2.3
12	m	33	GLN	2.3
17	x	37	VAL	2.3
1	a	76	ASN	2.3
1	a	306	VAL	2.3
2	b	189	GLY	2.3
3	C	296	VAL	2.3
4	D	25	ASP	2.3
1	A	85	SER	2.3
7	h	3	ARG	2.3
2	b	122	LEU	2.3
7	H	53	LEU	2.3
4	d	60	THR	2.3
2	b	274	GLN	2.3
5	E	17	VAL	2.3
3	C	203	THR	2.3

Continued on next page...

Continued from previous page...

Mol	Chain	Res	Type	RSRZ
10	K	11	LEU	2.3
3	C	23	ALA	2.3
1	A	143	ILE	2.2
2	B	505	ARG	2.2
4	D	28	VAL	2.2
4	D	300	SER	2.2
7	h	24	GLY	2.2
13	o	42	ARG	2.2
2	b	306	PRO	2.2
2	b	182	ALA	2.2
2	b	369	ILE	2.2
3	C	200	THR	2.2
2	b	309	LEU	2.2
3	c	263	ALA	2.2
3	c	82	TYR	2.2
7	H	47	GLU	2.2
3	C	336	GLY	2.2
3	C	234	VAL	2.2
12	M	4	ASN	2.2
3	c	149	TYR	2.2
11	L	33	SER	2.2
4	d	292	ASN	2.2
3	C	238	ILE	2.2
3	c	203	THR	2.2
5	E	18	ARG	2.2
5	E	22	ILE	2.2
4	d	308	ASP	2.2
5	E	12	ASP	2.2
14	T	2	GLU	2.2
7	h	20	LYS	2.2
1	a	80	GLY	2.2
2	b	84	THR	2.2
11	l	8	GLN	2.2
2	b	185	TRP	2.2
2	b	436	THR	2.2
12	M	5	GLN	2.2
13	o	150	SER	2.2
7	H	64	ALA	2.2
7	H	54	ILE	2.2
3	C	72	LEU	2.2
13	O	87	VAL	2.2
13	O	154	ALA	2.2

Continued on next page...

Continued from previous page...

Mol	Chain	Res	Type	RSRZ
7	h	28	THR	2.2
13	o	40	ILE	2.2
14	t	3	THR	2.2
1	A	304	HIS	2.2
2	b	132	ALA	2.2
3	C	466	VAL	2.2
3	c	249	ILE	2.2
4	D	350	ASN	2.2
4	d	341	PHE	2.2
5	E	5	THR	2.2
3	C	291	TRP	2.2
18	Y	45	ASN	2.2
7	h	48	ILE	2.2
3	C	213	LEU	2.1
9	J	4	GLU	2.1
1	a	247	ASN	2.1
2	b	367	PRO	2.1
10	k	21	LEU	2.1
1	a	75	ASN	2.1
11	l	1	MET	2.1
3	C	124	VAL	2.1
7	h	66	GLY	2.1
3	C	86	LEU	2.1
17	x	36	LYS	2.1
1	a	340	PRO	2.1
15	u	77	GLU	2.1
12	M	7	GLY	2.1
14	T	3	THR	2.1
3	C	95	LEU	2.1
13	O	76	THR	2.1
2	b	445	THR	2.1
2	b	420	TYR	2.1
2	b	428	GLU	2.1
4	D	307	GLU	2.1
4	D	79	SER	2.1
4	D	308	ASP	2.1
4	d	35	ILE	2.1
2	b	192	PRO	2.1
3	C	269	GLU	2.1
3	c	292	PHE	2.1
12	m	4	ASN	2.1
2	b	344	ALA	2.1

Continued on next page...

Continued from previous page...

Mol	Chain	Res	Type	RSRZ
4	D	89	LEU	2.1
17	X	36	LYS	2.1
3	C	111	PHE	2.1
10	k	15	TYR	2.1
13	o	101	ILE	2.1
4	D	23	LYS	2.1
3	c	230	LEU	2.1
1	a	79	THR	2.1
2	b	284	ILE	2.1
16	v	90	GLU	2.1
2	B	379	ALA	2.1
1	a	236	GLY	2.0
3	c	243	ILE	2.0
16	V	125	ILE	2.0
3	c	447	ARG	2.0
13	o	140	THR	2.0
8	I	37	LEU	2.0
13	o	176	GLN	2.0
1	A	194	MET	2.0
2	b	85	GLY	2.0
2	b	311	PHE	2.0
3	c	372	PRO	2.0
13	o	112	GLY	2.0
2	b	304	ALA	2.0
16	V	120	LEU	2.0
2	b	231	MET	2.0
10	k	14	ALA	2.0
11	L	2	GLU	2.0
3	c	256	PRO	2.0
1	A	206	PHE	2.0
2	b	194	ASN	2.0
3	c	120	ILE	2.0
4	D	29	PHE	2.0
2	B	421	ALA	2.0
1	A	220	THR	2.0
16	v	10	VAL	2.0
5	e	37	PHE	2.0
4	D	30	VAL	2.0

6.2 Non-standard residues in protein, DNA, RNA chains ⓘ

There are no non-standard protein/DNA/RNA residues in this entry.

6.3 Carbohydrates ⓘ

There are no carbohydrates in this entry.

6.4 Ligands ⓘ

In the following table, the Atoms column lists the number of modelled atoms in the group and the number defined in the chemical component dictionary. LLDF column lists the quality of electron density of the group with respect to its neighbouring residues in protein, DNA or RNA chains. The B-factors column lists the minimum, median, 95th percentile and maximum values of B factors of atoms in the group. The column labelled 'Q< 0.9' lists the number of atoms with occupancy less than 0.9.

Mol	Type	Chain	Res	Atoms	RSCC	RSR	LLDF	B-factors(Å ²)	Q<0.9
24	BCR	K	102	40/40	0.81	2.30	11.02	29,33,37,37	0
28	PL9	A	613	55/55	0.34	1.95	7.12	52,69,78,78	0
24	BCR	k	102	40/40	0.70	2.17	6.57	29,33,37,37	0
29	LMG	Z	101	37/55	0.33	1.65	6.14	55,84,88,88	0
24	BCR	D	404	40/40	0.40	1.52	6.09	25,30,48,49	0
22	CLA	c	501	65/65	0.72	1.66	6.07	29,32,44,46	0
24	BCR	c	514	40/40	0.72	1.69	5.47	37,43,47,47	0
24	BCR	C	515	40/40	0.73	1.99	5.43	30,37,40,41	0
29	LMG	c	520	51/55	0.21	1.84	5.31	43,76,81,82	0
24	BCR	K	101	40/40	0.61	1.39	5.10	34,38,39,39	0
25	SQD	D	411	43/54	0.66	1.27	5.06	67,74,78,79	0
29	LMG	C	519	51/55	0.42	0.86	5.03	31,57,72,73	0
24	BCR	c	515	40/40	0.79	1.59	4.80	30,37,40,41	0
28	PL9	a	613	55/55	0.27	1.47	4.75	52,69,78,78	0
24	BCR	d	404	40/40	0.33	1.17	4.66	25,30,48,49	0
24	BCR	C	514	40/40	0.76	1.48	4.52	37,43,47,47	0
22	CLA	a	607	65/65	0.76	0.81	4.40	21,24,71,72	0
23	PHO	A	606	64/64	0.82	1.13	4.35	19,22,28,32	0
22	CLA	C	509	65/65	0.93	1.30	4.34	29,32,46,47	0
22	CLA	c	509	65/65	0.82	1.18	4.33	29,32,46,47	0
24	BCR	T	102	40/40	0.41	1.10	4.26	27,33,39,39	0
22	CLA	c	507	65/65	0.76	1.38	4.23	29,33,52,53	0
22	CLA	B	603	65/65	0.83	1.15	4.22	23,26,32,32	0
31	DGD	D	410	62/66	0.48	1.24	4.16	77,89,103,103	0
22	CLA	c	503	65/65	0.82	1.11	4.03	27,31,35,36	0
22	CLA	C	501	65/65	0.79	1.23	3.99	29,32,44,46	0
22	CLA	c	512	65/65	0.66	1.58	3.98	37,41,62,63	0
29	LMG	c	519	51/55	0.83	0.67	3.92	31,57,72,73	0
22	CLA	D	401	65/65	0.84	0.95	3.87	13,18,34,35	0

Continued on next page...

Continued from previous page...

Mol	Type	Chain	Res	Atoms	RSCC	RSR	LLDF	B-factors(\AA^2)	Q<0.9
24	BCR	k	101	40/40	0.29	1.14	3.87	34,38,39,39	0
22	CLA	b	604	65/65	0.88	1.30	3.78	18,22,31,35	0
25	SQD	d	411	43/54	0.61	0.90	3.75	67,74,78,79	0
29	LMG	z	101	37/55	0.26	1.48	3.65	55,84,88,88	0
31	DGD	H	102	62/66	0.85	1.00	3.58	26,32,38,40	0
22	CLA	d	401	65/65	0.90	0.84	3.51	13,18,34,35	0
22	CLA	c	510	65/65	0.86	0.86	3.49	24,28,35,37	0
22	CLA	C	512	65/65	0.70	1.33	3.45	37,41,62,63	0
22	CLA	A	607	65/65	0.82	0.78	3.43	21,24,71,72	0
22	CLA	D	403	65/65	0.70	1.20	3.42	24,27,65,67	0
29	LMG	C	520	51/55	0.31	1.35	3.39	43,76,81,82	0
22	CLA	b	603	65/65	0.83	1.17	3.28	23,26,32,32	0
33	HEM	f	101	43/43	0.91	0.69	3.22	39,42,45,47	0
22	CLA	d	403	65/65	0.74	1.19	3.12	24,27,65,67	0
29	LMG	a	614	51/55	0.68	0.80	3.11	53,59,64,65	0
22	CLA	a	604	65/65	0.57	0.86	3.09	19,21,63,65	0
32	LHG	E	101	42/49	0.55	1.29	3.06	69,83,86,86	0
24	BCR	A	608	40/40	0.45	0.70	3.00	22,27,32,32	0
22	CLA	A	604	65/65	0.75	1.01	2.96	19,21,63,65	0
22	CLA	C	511	65/65	0.91	1.24	2.83	29,34,37,38	0
22	CLA	B	613	65/65	0.87	0.73	2.75	20,24,30,31	0
22	CLA	c	502	65/65	0.68	0.96	2.71	24,26,39,42	0
29	LMG	A	614	51/55	0.63	0.84	2.68	53,59,64,65	0
23	PHO	a	606	64/64	0.82	0.79	2.60	19,22,28,32	0
32	LHG	D	409	49/49	0.75	0.75	2.59	26,33,62,64	0
22	CLA	B	604	65/65	0.88	1.04	2.57	18,22,31,35	0
25	SQD	a	609	54/54	0.64	0.53	2.49	49,57,66,67	0
29	LMG	D	406	51/55	0.78	0.79	2.48	26,35,65,67	0
22	CLA	C	507	65/65	0.70	1.33	2.45	29,33,52,53	0
22	CLA	b	616	65/65	0.81	1.25	2.42	25,27,45,46	0
31	DGD	h	102	62/66	0.82	0.90	2.41	26,32,38,40	0
22	CLA	b	605	65/65	0.82	0.79	2.40	19,22,50,51	0
24	BCR	t	101	40/40	0.47	0.63	2.37	27,33,39,39	0
22	CLA	b	602	65/65	0.61	1.48	2.36	32,41,66,66	0
22	CLA	b	610	65/65	0.86	1.10	2.24	23,28,31,32	0
22	CLA	c	506	65/65	0.85	0.93	2.23	31,38,74,75	0
22	CLA	B	611	65/65	0.90	0.99	2.22	21,25,32,37	0
22	CLA	B	610	65/65	0.90	0.83	2.21	23,28,31,32	0
22	CLA	c	505	65/65	0.87	0.82	2.21	28,30,44,45	0
27	BCT	a	612	4/4	0.93	1.21	2.14	39,39,40,42	0
22	CLA	B	609	65/65	0.81	0.88	2.08	20,24,31,31	0

Continued on next page...

Continued from previous page...

Mol	Type	Chain	Res	Atoms	RSCC	RSR	LLDF	B-factors(\AA^2)	Q<0.9
22	CLA	b	609	65/65	0.83	1.02	2.04	20,24,31,31	0
33	HEM	v	201	43/43	0.92	0.72	1.98	23,24,27,29	0
22	CLA	B	606	65/65	0.83	0.84	1.92	19,23,34,35	0
22	CLA	B	616	65/65	0.78	0.74	1.87	25,27,45,46	0
22	CLA	C	508	65/65	0.73	0.74	1.87	25,29,54,58	0
22	CLA	b	606	65/65	0.78	0.84	1.84	19,23,34,35	0
22	CLA	B	605	65/65	0.89	0.57	1.83	19,22,50,51	0
24	BCR	h	101	40/40	0.81	1.32	1.82	26,33,42,42	0
22	CLA	b	613	65/65	0.86	0.75	1.82	20,24,30,31	0
22	CLA	b	611	65/65	0.84	0.94	1.76	21,25,32,37	0
22	CLA	C	504	65/65	0.81	0.70	1.70	25,28,54,54	0
22	CLA	a	603	65/65	0.73	0.60	1.69	15,19,25,34	0
22	CLA	c	511	65/65	0.83	0.88	1.68	29,34,37,38	0
26	CL	a	610	1/1	0.57	0.55	1.68	24,24,24,24	0
24	BCR	H	101	40/40	0.67	1.32	1.66	26,33,42,42	0
33	HEM	V	201	43/43	0.91	0.69	1.65	23,24,27,29	0
31	DGD	d	410	62/66	0.53	0.76	1.65	77,89,103,103	0
27	BCT	A	612	4/4	0.88	1.02	1.63	39,39,40,42	0
22	CLA	c	508	65/65	0.87	0.60	1.60	25,29,54,58	0
33	HEM	F	101	43/43	0.89	0.79	1.56	39,42,45,47	0
22	CLA	C	510	65/65	0.83	0.81	1.55	24,28,35,37	0
22	CLA	C	513	65/65	0.66	1.10	1.52	39,45,64,64	0
22	CLA	c	513	65/65	0.68	1.02	1.49	39,45,64,64	0
22	CLA	C	502	65/65	0.86	0.79	1.47	24,26,39,42	0
22	CLA	b	617	65/65	0.67	0.91	1.45	22,29,77,78	0
22	CLA	C	505	65/65	0.90	0.90	1.44	28,30,44,45	0
25	SQD	A	609	54/54	0.65	0.63	1.42	49,57,66,67	0
22	CLA	A	603	65/65	0.77	0.67	1.41	15,19,25,34	0
22	CLA	B	602	65/65	0.62	1.02	1.37	32,41,66,66	0
22	CLA	b	607	65/65	0.51	0.88	1.34	24,28,40,41	0
31	DGD	C	518	62/66	0.75	0.64	1.25	22,31,52,56	0
31	DGD	C	516	62/66	0.85	0.58	1.25	23,33,61,62	0
23	PHO	A	605	64/64	0.77	0.59	1.22	16,21,25,26	0
22	CLA	C	506	65/65	0.76	0.97	1.21	31,38,74,75	0
22	CLA	C	503	65/65	0.90	0.80	1.13	27,31,35,36	0
32	LHG	d	409	49/49	0.77	0.71	1.09	26,33,62,64	0
24	BCR	a	608	40/40	0.39	0.47	1.07	22,27,32,32	0
32	LHG	e	101	42/49	0.52	0.61	1.06	69,83,86,86	0
31	DGD	c	518	62/66	0.81	0.53	1.02	22,31,52,56	0
23	PHO	a	605	64/64	0.81	0.52	0.99	16,21,25,26	0
24	BCR	b	618	40/40	0.75	0.41	0.98	21,28,40,40	0
25	SQD	b	601	54/54	0.73	0.49	0.84	50,63,68,68	0

Continued on next page...

Continued from previous page...

Mol	Type	Chain	Res	Atoms	RSCC	RSR	LLDF	B-factors(\AA^2)	Q<0.9
32	LHG	D	407	49/49	0.81	0.49	0.82	24,28,37,40	0
22	CLA	B	617	65/65	0.69	0.51	0.78	22,29,77,78	0
28	PL9	D	408	55/55	0.70	0.51	0.75	19,23,29,32	0
29	LMG	d	406	51/55	0.76	0.50	0.75	26,35,65,67	0
22	CLA	B	607	65/65	0.61	0.62	0.70	24,28,40,41	0
22	CLA	B	612	65/65	0.85	0.44	0.61	19,21,32,34	0
31	DGD	C	517	62/66	0.82	0.54	0.59	23,35,62,63	0
31	DGD	c	516	62/66	0.87	0.55	0.51	23,33,61,62	0
22	CLA	D	402	65/65	0.78	0.53	0.49	14,18,29,35	0
22	CLA	c	504	65/65	0.91	0.51	0.46	25,28,54,54	0
22	CLA	b	612	65/65	0.77	0.43	0.27	19,21,32,34	0
20	OEX	a	601	10/10	0.93	0.41	0.19	22,23,26,26	0
22	CLA	b	614	65/65	0.73	0.45	0.13	19,22,45,47	0
24	BCR	T	101	40/40	0.79	0.40	0.07	23,27,28,29	0
24	BCR	b	622	40/40	0.69	0.48	0.02	25,37,44,45	0
31	DGD	c	517	62/66	0.89	0.40	-0.02	23,35,62,63	0
25	SQD	L	101	54/54	0.77	0.41	-0.04	57,69,84,85	0
22	CLA	d	402	65/65	0.78	0.47	-0.06	14,18,29,35	0
22	CLA	b	608	65/65	0.87	0.43	-0.09	17,20,32,34	0
25	SQD	b	621	54/54	0.77	0.40	-0.12	58,66,80,80	0
32	LHG	d	405	49/49	0.81	0.44	-0.13	29,34,41,41	0
26	CL	a	611	1/1	0.91	0.37	-0.22	21,21,21,21	0
34	MG	j	101	1/1	0.71	0.30	-0.25	27,27,27,27	0
28	PL9	d	408	55/55	0.78	0.40	-0.38	19,23,29,32	0
32	LHG	d	407	49/49	0.80	0.37	-0.39	24,28,37,40	0
22	CLA	b	615	65/65	0.67	0.44	-0.40	20,24,60,61	0
22	CLA	B	608	65/65	0.91	0.41	-0.51	17,20,32,34	0
22	CLA	B	614	65/65	0.91	0.38	-0.52	19,22,45,47	0
26	CL	A	610	1/1	0.80	0.45	-0.57	24,24,24,24	0
20	OEX	A	601	10/10	0.92	0.40	-0.57	22,23,26,26	0
29	LMG	b	619	51/55	0.67	0.38	-0.58	29,39,51,54	0
32	LHG	D	405	49/49	0.76	0.38	-0.62	29,34,41,41	0
32	LHG	L	102	49/49	0.84	0.35	-0.64	23,31,43,44	0
32	LHG	l	103	49/49	0.86	0.33	-0.73	23,31,43,44	0
29	LMG	B	620	51/55	0.58	0.38	-0.80	29,39,51,54	0
25	SQD	l	101	54/54	0.82	0.32	-0.82	57,69,84,85	0
25	SQD	l	102	54/54	0.82	0.32	-0.82	58,66,80,80	0
24	BCR	B	618	40/40	0.82	0.30	-0.85	23,27,28,29	0
22	CLA	B	615	65/65	0.74	0.38	-0.86	20,24,60,61	0
25	SQD	B	601	54/54	0.73	0.35	-0.86	50,63,68,68	0
24	BCR	B	622	40/40	0.67	0.43	-0.91	25,37,44,45	0
26	CL	A	611	1/1	0.85	0.35	-1.00	21,21,21,21	0

Continued on next page...

Continued from previous page...

Mol	Type	Chain	Res	Atoms	RSCC	RSR	LLDF	B-factors(\AA^2)	Q<0.9
34	MG	J	101	1/1	0.87	0.11	-1.31	27,27,27,27	0
21	FE2	A	602	1/1	0.96	0.16	-1.50	26,26,26,26	0
30	CA	o	301	1/1	0.95	0.28	-1.83	49,49,49,49	0
24	BCR	B	619	40/40	0.73	0.31	-1.99	21,28,40,40	0
21	FE2	a	602	1/1	0.83	0.35	-1.99	26,26,26,26	0
30	CA	O	301	1/1	0.93	0.14	-2.63	49,49,49,49	0
30	CA	f	102	1/1	0.28	0.73	-	56,56,56,56	0
26	CL	U	201	1/1	0.02	0.17	-	50,50,50,50	0
30	CA	B	621	1/1	0.25	0.73	-	76,76,76,76	0
26	CL	u	201	1/1	0.03	0.36	-	50,50,50,50	0
30	CA	F	102	1/1	0.70	0.50	-	56,56,56,56	0
30	CA	b	620	1/1	0.53	1.24	-	76,76,76,76	0

6.5 Other polymers [i](#)

There are no such residues in this entry.