



Full wwPDB X-ray Structure Validation Report ⓘ

Feb 14, 2017 – 10:53 pm GMT

PDB ID : 1T1F
Title : Crystal Structure of Native Antithrombin in its Monomeric Form
Authors : Johnson, D.J.D.; Huntington, J.A.
Deposited on : 2004-04-16
Resolution : 2.75 Å(reported)

This is a Full wwPDB X-ray Structure Validation Report for a publicly released PDB entry.

We welcome your comments at validation@mail.wwpdb.org

A user guide is available at

<http://wwpdb.org/validation/2016/XrayValidationReportHelp>

with specific help available everywhere you see the ⓘ symbol.

The following versions of software and data (see [references ⓘ](#)) were used in the production of this report:

MolProbity : 4.02b-467
Mogul : 1.7.2 (RC1), CSD as538be (2017)
Xtriage (Phenix) : 1.9-1692
EDS : trunk28683
Percentile statistics : 20161228.v01 (using entries in the PDB archive December 28th 2016)
Refmac : 5.8.0135
CCP4 : 6.5.0
Ideal geometry (proteins) : Engh & Huber (2001)
Ideal geometry (DNA, RNA) : Parkinson et al. (1996)
Validation Pipeline (wwPDB-VP) : recalc28949

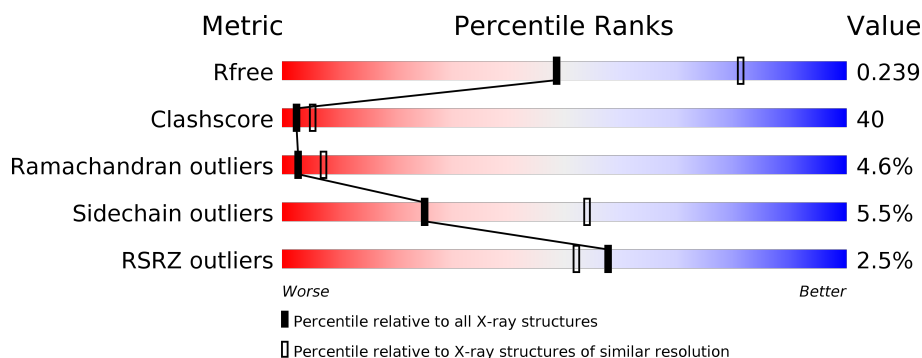
1 Overall quality at a glance

The following experimental techniques were used to determine the structure:

X-RAY DIFFRACTION

The reported resolution of this entry is 2.75 Å.

Percentile scores (ranging between 0-100) for global validation metrics of the entry are shown in the following graphic. The table shows the number of entries on which the scores are based.



Metric	Whole archive (#Entries)	Similar resolution (#Entries, resolution range(Å))
R_{free}	100719	3666 (2.80-2.72)
Clashscore	112137	4174 (2.80-2.72)
Ramachandran outliers	110173	4103 (2.80-2.72)
Sidechain outliers	110143	4106 (2.80-2.72)
RSRZ outliers	101464	3697 (2.80-2.72)

The table below summarises the geometric issues observed across the polymeric chains and their fit to the electron density. The red, orange, yellow and green segments on the lower bar indicate the fraction of residues that contain outliers for ≥ 3 , 2, 1 and 0 types of geometric quality criteria. A grey segment represents the fraction of residues that are not modelled. The numeric value for each fraction is indicated below the corresponding segment, with a dot representing fractions $\leq 5\%$. The upper red bar (where present) indicates the fraction of residues that have poor fit to the electron density. The numeric value is given above the bar.

Mol	Chain	Length	Quality of chain
1	A	432	<div> <div>2%</div> <div> <div></div> <div>43%</div> <div>48%</div> <div>6%</div> <div></div> </div> </div>
1	B	432	<div> <div>2%</div> <div> <div></div> <div>41%</div> <div>49%</div> <div>6%</div> <div></div> </div> </div>
1	C	432	<div> <div>3%</div> <div> <div></div> <div>42%</div> <div>49%</div> <div>6%</div> <div></div> </div> </div>

The following table lists non-polymeric compounds, carbohydrate monomers and non-standard residues in protein, DNA, RNA chains that are outliers for geometric or electron-density-fit criteria:

Mol	Type	Chain	Res	Chirality	Geometry	Clashes	Electron density
3	NAG	A	841	-	-	X	X
3	NAG	A	842	-	-	X	-
3	NAG	B	841	-	-	X	X
3	NAG	B	842	-	-	X	-
3	NAG	C	841	-	-	X	-
3	NAG	C	842	-	-	X	-

2 Entry composition

There are 6 unique types of molecules in this entry. The entry contains 10296 atoms, of which 0 are hydrogens and 0 are deuteriums.

In the tables below, the ZeroOcc column contains the number of atoms modelled with zero occupancy, the AltConf column contains the number of residues with at least one atom in alternate conformation and the Trace column contains the number of residues modelled with at most 2 atoms.

- Molecule 1 is a protein called Antithrombin-III.

Mol	Chain	Residues	Atoms					ZeroOcc	AltConf	Trace
1	A	419	Total	C	N	O	S	0	0	0
			3252	2077	540	615	20			
1	B	419	Total	C	N	O	S	0	0	0
			3252	2077	540	615	20			
1	C	419	Total	C	N	O	S	0	0	0
			3252	2077	540	615	20			

There are 9 discrepancies between the modelled and reference sequences:

Chain	Residue	Modelled	Actual	Comment	Reference
A	137	ALA	SER	ENGINEERED	UNP P01008
A	317	CYS	VAL	ENGINEERED	UNP P01008
A	401	CYS	THR	ENGINEERED	UNP P01008
B	137	ALA	SER	ENGINEERED	UNP P01008
B	317	CYS	VAL	ENGINEERED	UNP P01008
B	401	CYS	THR	ENGINEERED	UNP P01008
C	137	ALA	SER	ENGINEERED	UNP P01008
C	317	CYS	VAL	ENGINEERED	UNP P01008
C	401	CYS	THR	ENGINEERED	UNP P01008

- Molecule 2 is a polymer of unknown type called SUGAR (2-MER).

Mol	Chain	Residues	Atoms				ZeroOcc	AltConf
2	A	2	Total	C	N	O	0	0
			28	16	2	10		
2	A	2	Total	C	N	O	0	0
			28	16	2	10		
2	B	2	Total	C	N	O	0	0
			28	16	2	10		
2	B	2	Total	C	N	O	0	0
			28	16	2	10		
2	C	2	Total	C	N	O	0	0
			28	16	2	10		

Continued on next page...

Continued from previous page...

Mol	Chain	Residues	Atoms				ZeroOcc	AltConf
2	C	2	Total	C	N	O	0	0
			28	16	2	10		

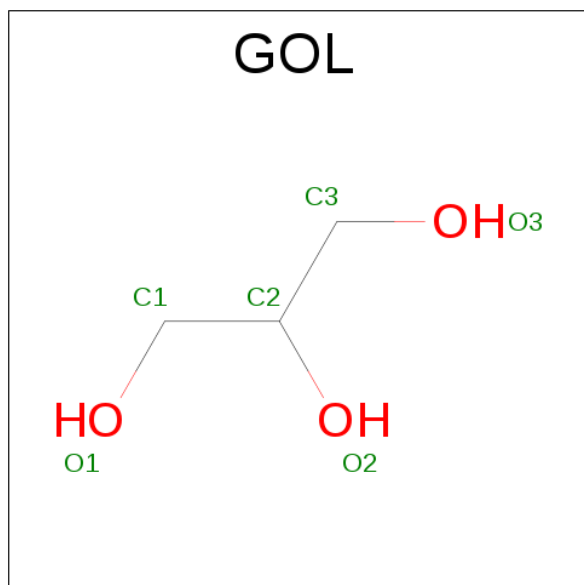
- Molecule 3 is a polymer of unknown type called SUGAR (3-MER).

Mol	Chain	Residues	Atoms				ZeroOcc	AltConf
3	A	3	Total	C	N	O	0	0
			39	22	2	15		
3	B	3	Total	C	N	O	0	0
			39	22	2	15		
3	C	3	Total	C	N	O	0	0
			39	22	2	15		

- Molecule 4 is IODIDE ION (three-letter code: IOD) (formula: I).

Mol	Chain	Residues	Atoms		ZeroOcc	AltConf
4	B	7	Total	I	0	0
			7	7		
4	A	7	Total	I	0	0
			7	7		
4	C	7	Total	I	0	0
			7	7		

- Molecule 5 is GLYCEROL (three-letter code: GOL) (formula: C₃H₈O₃).



Mol	Chain	Residues	Atoms			ZeroOcc	AltConf
5	A	1	Total	C	O	0	0
			6	3	3		
5	B	1	Total	C	O	0	0
			6	3	3		
5	C	1	Total	C	O	0	0
			6	3	3		

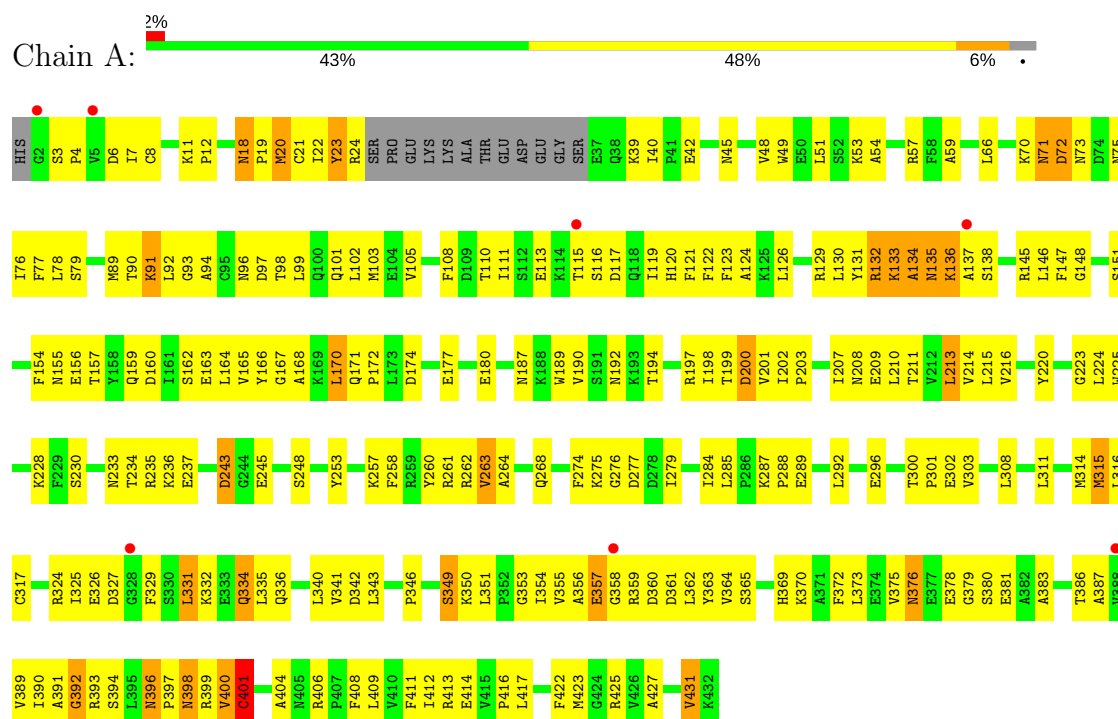
- Molecule 6 is water.

Mol	Chain	Residues	Atoms		ZeroOcc	AltConf
6	A	70	Total	O	0	0
			70	70		
6	B	72	Total	O	0	0
			72	72		
6	C	74	Total	O	0	0
			74	74		

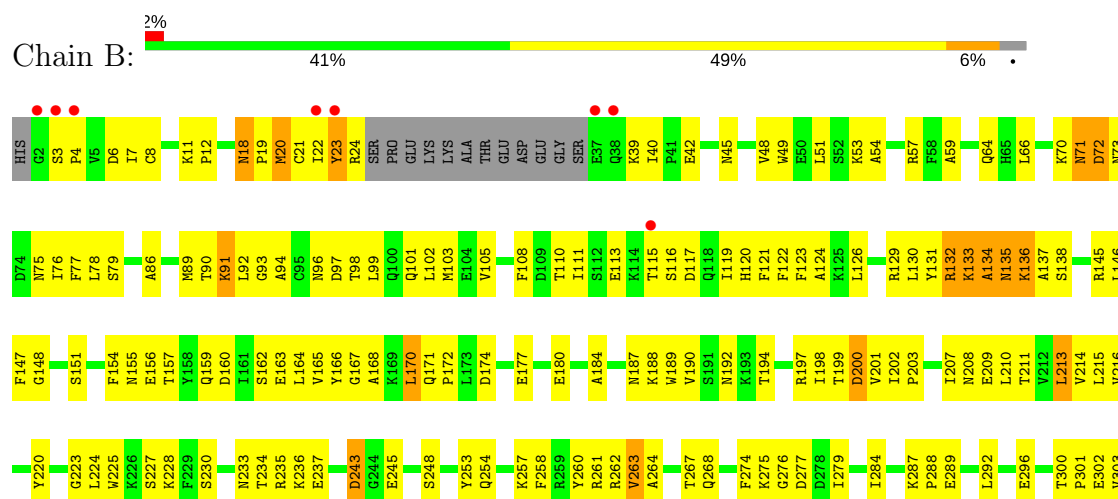
3 Residue-property plots

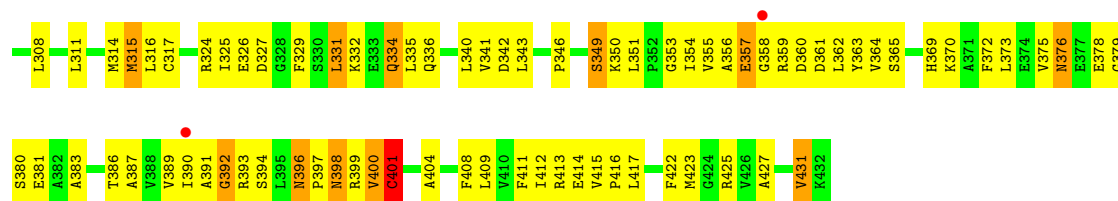
These plots are drawn for all protein, RNA and DNA chains in the entry. The first graphic for a chain summarises the proportions of the various outlier classes displayed in the second graphic. The second graphic shows the sequence view annotated by issues in geometry and electron density. Residues are color-coded according to the number of geometric quality criteria for which they contain at least one outlier: green = 0, yellow = 1, orange = 2 and red = 3 or more. A red dot above a residue indicates a poor fit to the electron density ($RSRZ > 2$). Stretches of 2 or more consecutive residues without any outlier are shown as a green connector. Residues present in the sample, but not in the model, are shown in grey.

• Molecule 1: Antithrombin-III

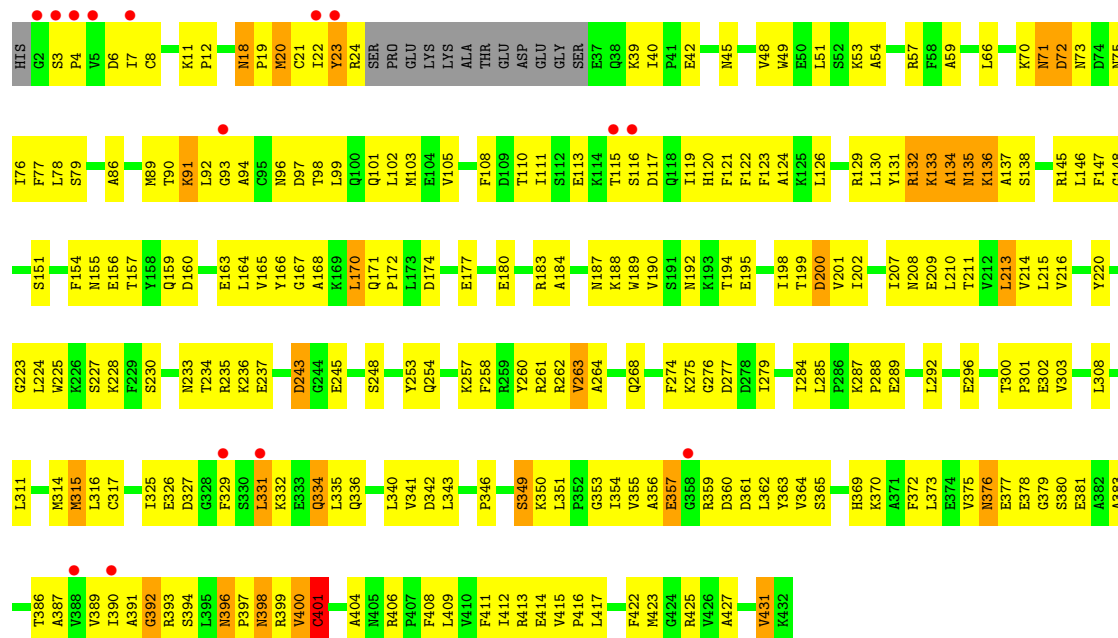


• Molecule 1: Antithrombin-III





• Molecule 1: Antithrombin-III



4 Data and refinement statistics

Property	Value	Source
Space group	P 1 21 1	Depositor
Cell constants a, b, c, α , β , γ	153.83Å 43.71Å 153.93Å 90.00° 120.01° 90.00°	Depositor
Resolution (Å)	38.46 – 2.75 38.46 – 2.75	Depositor EDS
% Data completeness (in resolution range)	93.6 (38.46-2.75) 93.3 (38.46-2.75)	Depositor EDS
R_{merge}	0.11	Depositor
R_{sym}	0.11	Depositor
$\langle I/\sigma(I) \rangle$ ¹	1.73 (at 2.77Å)	Xtriage
Refinement program	CNS 1.0	Depositor
R, R_{free}	0.225 , 0.239 0.225 , 0.239	Depositor DCC
R_{free} test set	1796 reflections (4.24%)	DCC
Wilson B-factor (Å ²)	59.4	Xtriage
Anisotropy	0.336	Xtriage
Bulk solvent k_{sol} (e/Å ³), B_{sol} (Å ²)	0.31 , 40.3	EDS
L-test for twinning ²	$\langle L \rangle = 0.48$, $\langle L^2 \rangle = 0.31$	Xtriage
Estimated twinning fraction	0.457 for l,k,-h-l 0.457 for -h-l,k,h 0.039 for h,-k,-h-l 0.040 for l,-k,h 0.038 for -h-l,-k,l	Xtriage
F_o, F_c correlation	0.93	EDS
Total number of atoms	10296	wwPDB-VP
Average B, all atoms (Å ²)	59.0	wwPDB-VP

Xtriage's analysis on translational NCS is as follows: *The largest off-origin peak in the Patterson function is 3.64% of the height of the origin peak. No significant pseudotranslation is detected.*

¹Intensities estimated from amplitudes.

²Theoretical values of $\langle |L| \rangle$, $\langle L^2 \rangle$ for acentric reflections are 0.5, 0.333 respectively for untwinned datasets, and 0.375, 0.2 for perfectly twinned datasets.

5 Model quality [i](#)

5.1 Standard geometry [i](#)

Bond lengths and bond angles in the following residue types are not validated in this section: GOL, BMA, NAG, IOD

The Z score for a bond length (or angle) is the number of standard deviations the observed value is removed from the expected value. A bond length (or angle) with $|Z| > 5$ is considered an outlier worth inspection. RMSZ is the root-mean-square of all Z scores of the bond lengths (or angles).

Mol	Chain	Bond lengths		Bond angles	
		RMSZ	$\# Z > 5$	RMSZ	$\# Z > 5$
1	A	0.38	0/3318	0.67	2/4496 (0.0%)
1	B	0.38	0/3318	0.67	2/4496 (0.0%)
1	C	0.38	0/3318	0.67	2/4496 (0.0%)
All	All	0.38	0/9954	0.67	6/13488 (0.0%)

There are no bond length outliers.

All (6) bond angle outliers are listed below:

Mol	Chain	Res	Type	Atoms	Z	Observed(°)	Ideal(°)
1	C	134	ALA	N-CA-C	-5.53	96.06	111.00
1	A	134	ALA	N-CA-C	-5.52	96.08	111.00
1	B	134	ALA	N-CA-C	-5.52	96.09	111.00
1	B	317	CYS	CA-CB-SG	5.06	123.11	114.00
1	A	317	CYS	CA-CB-SG	5.05	123.08	114.00
1	C	317	CYS	CA-CB-SG	5.02	123.04	114.00

There are no chirality outliers.

There are no planarity outliers.

5.2 Too-close contacts [i](#)

In the following table, the Non-H and H(model) columns list the number of non-hydrogen atoms and hydrogen atoms in the chain respectively. The H(added) column lists the number of hydrogen atoms added and optimized by MolProbity. The Clashes column lists the number of clashes within the asymmetric unit, whereas Symm-Clashes lists symmetry related clashes.

Mol	Chain	Non-H	H(model)	H(added)	Clashes	Symm-Clashes
1	A	3252	0	3155	268	1
1	B	3252	0	3155	259	1

Continued on next page...

Continued from previous page...

Mol	Chain	Non-H	H(model)	H(added)	Clashes	Symm-Clashes
1	C	3252	0	3155	275	0
2	A	56	0	50	5	0
2	B	56	0	50	5	0
2	C	56	0	50	5	0
3	A	39	0	34	14	0
3	B	39	0	34	14	0
3	C	39	0	34	14	0
4	A	7	0	0	2	0
4	B	7	0	0	2	0
4	C	7	0	0	2	0
5	A	6	0	8	1	0
5	B	6	0	8	2	0
5	C	6	0	8	2	0
6	A	70	0	0	8	0
6	B	72	0	0	8	0
6	C	74	0	0	8	0
All	All	10296	0	9741	799	1

The all-atom clashscore is defined as the number of clashes found per 1000 atoms (including hydrogen atoms). The all-atom clashscore for this structure is 40.

All (799) close contacts within the same asymmetric unit are listed below, sorted by their clash magnitude.

Atom-1	Atom-2	Interatomic distance (Å)	Clash overlap (Å)
1:C:170:LEU:HD12	1:C:171:GLN:H	1.18	1.08
1:B:170:LEU:HD12	1:B:171:GLN:H	1.18	1.05
1:B:137:ALA:HB1	1:B:224:LEU:HG	1.41	1.02
1:A:170:LEU:HD12	1:A:171:GLN:H	1.18	1.01
1:A:235:ARG:NH2	1:C:184:ALA:HB2	1.74	1.01
1:C:137:ALA:HB1	1:C:224:LEU:HG	1.41	1.00
1:A:137:ALA:HB1	1:A:224:LEU:HG	1.41	0.98
1:B:137:ALA:O	1:B:223:GLY:HA2	1.64	0.97
1:A:137:ALA:O	1:A:223:GLY:HA2	1.64	0.97
1:C:137:ALA:O	1:C:223:GLY:HA2	1.64	0.97
1:A:129:ARG:HD3	6:A:2016:HOH:O	1.67	0.94
1:B:129:ARG:HD3	6:B:2023:HOH:O	1.67	0.94
1:B:329:PHE:HB2	1:B:369:HIS:HB3	1.50	0.92
1:C:129:ARG:HD3	6:C:2032:HOH:O	1.67	0.92
1:C:400:VAL:HG12	1:C:401:CYS:H	1.35	0.92
1:B:400:VAL:HG12	1:B:401:CYS:H	1.34	0.92
1:A:400:VAL:HG12	1:A:401:CYS:H	1.35	0.91

Continued on next page...

Continued from previous page...

Atom-1	Atom-2	Interatomic distance (Å)	Clash overlap (Å)
1:A:329:PHE:HB2	1:A:369:HIS:HB3	1.50	0.91
1:A:390:ILE:HD11	1:C:188:LYS:CE	2.01	0.90
1:C:329:PHE:HB2	1:C:369:HIS:HB3	1.50	0.90
1:B:11:LYS:HB3	1:B:12:PRO:HD2	1.53	0.90
1:A:11:LYS:HB3	1:A:12:PRO:HD2	1.53	0.89
1:C:11:LYS:HB3	1:C:12:PRO:HD2	1.53	0.87
1:A:400:VAL:HG12	1:A:401:CYS:N	1.90	0.86
1:C:400:VAL:HG12	1:C:401:CYS:N	1.90	0.85
1:B:400:VAL:HG12	1:B:401:CYS:N	1.90	0.85
1:B:184:ALA:HB2	1:C:235:ARG:NH2	1.93	0.84
1:A:235:ARG:HH21	1:C:184:ALA:HB2	1.42	0.81
1:A:390:ILE:HD11	1:C:188:LYS:HE3	1.62	0.80
1:C:170:LEU:HD12	1:C:171:GLN:N	1.97	0.80
1:A:170:LEU:HD12	1:A:171:GLN:N	1.97	0.79
1:B:170:LEU:HD12	1:B:171:GLN:N	1.97	0.79
1:B:71:ASN:HD22	1:B:72:ASP:N	1.80	0.79
1:A:390:ILE:CD1	1:C:188:LYS:HE3	2.13	0.79
1:C:351:LEU:HB3	1:C:354:ILE:HD13	1.65	0.79
1:A:71:ASN:HD22	1:A:72:ASP:N	1.80	0.79
1:C:71:ASN:HD22	1:C:72:ASP:N	1.80	0.78
1:B:351:LEU:HB3	1:B:354:ILE:HD13	1.65	0.78
1:A:351:LEU:HB3	1:A:354:ILE:HD13	1.65	0.78
1:C:115:THR:HA	1:C:122:PHE:HE2	1.49	0.78
1:A:394:SER:N	1:C:180:GLU:OE1	2.16	0.78
1:A:115:THR:HA	1:A:122:PHE:HE2	1.49	0.77
1:B:115:THR:HA	1:B:122:PHE:HE2	1.49	0.77
1:C:94:ALA:HB1	1:C:98:THR:O	1.85	0.76
1:A:194:THR:HG21	1:A:198:ILE:HD12	1.68	0.76
1:A:94:ALA:HB1	1:A:98:THR:O	1.85	0.76
1:B:94:ALA:HB1	1:B:98:THR:O	1.86	0.76
1:B:194:THR:HG21	1:B:198:ILE:HD12	1.68	0.76
1:B:412:ILE:HB	1:B:422:PHE:HB2	1.68	0.76
1:C:258:PHE:HB2	1:C:316:LEU:HD21	1.69	0.75
1:C:194:THR:HG21	1:C:198:ILE:HD12	1.68	0.75
1:A:258:PHE:HB2	1:A:316:LEU:HD21	1.69	0.75
1:C:412:ILE:HB	1:C:422:PHE:HB2	1.68	0.74
1:A:355:VAL:HB	1:A:362:LEU:HD12	1.69	0.74
1:B:102:LEU:HD23	1:B:340:LEU:HD11	1.69	0.74
1:C:355:VAL:HB	1:C:362:LEU:HD12	1.69	0.74
1:B:329:PHE:CB	1:B:369:HIS:HB3	2.17	0.74
1:A:412:ILE:HB	1:A:422:PHE:HB2	1.68	0.74

Continued on next page...

Continued from previous page...

Atom-1	Atom-2	Interatomic distance (Å)	Clash overlap (Å)
1:A:329:PHE:CB	1:A:369:HIS:HB3	2.17	0.73
1:B:355:VAL:HB	1:B:362:LEU:HD12	1.69	0.73
1:C:329:PHE:CB	1:C:369:HIS:HB3	2.17	0.73
1:B:258:PHE:HB2	1:B:316:LEU:HD21	1.68	0.73
1:A:102:LEU:HD23	1:A:340:LEU:HD11	1.69	0.73
1:C:102:LEU:HD23	1:C:340:LEU:HD11	1.69	0.73
1:C:230:SER:HB3	1:C:233:ASN:HD22	1.54	0.72
1:C:20:MET:HB2	3:C:841:NAG:H61	1.71	0.72
1:A:284:ILE:HB	1:A:409:LEU:HB2	1.71	0.72
1:A:230:SER:HB3	1:A:233:ASN:HD22	1.54	0.72
1:C:284:ILE:HB	1:C:409:LEU:HB2	1.71	0.71
1:B:284:ILE:HB	1:B:409:LEU:HB2	1.70	0.71
1:C:235:ARG:HD3	1:C:392:GLY:O	1.90	0.71
1:A:20:MET:HB2	3:A:841:NAG:H61	1.71	0.71
1:A:130:LEU:HG	1:A:417:LEU:CD1	2.20	0.71
1:A:235:ARG:HD3	1:A:392:GLY:O	1.90	0.71
1:B:130:LEU:HG	1:B:417:LEU:CD1	2.20	0.71
1:C:262:ARG:HD2	6:C:2076:HOH:O	1.91	0.71
1:B:235:ARG:HD3	1:B:392:GLY:O	1.90	0.70
1:B:262:ARG:HD2	6:B:2067:HOH:O	1.91	0.70
1:B:188:LYS:CE	1:C:390:ILE:HD11	2.21	0.70
3:C:841:NAG:H4	3:C:842:NAG:HN2	1.56	0.70
1:B:230:SER:HB3	1:B:233:ASN:HD22	1.54	0.70
1:A:163:GLU:O	1:A:167:GLY:HA2	1.92	0.70
1:A:22:ILE:HG22	1:A:24:ARG:H	1.57	0.70
1:C:130:LEU:HG	1:C:417:LEU:CD1	2.20	0.70
1:B:20:MET:HB2	3:B:841:NAG:H61	1.71	0.70
1:B:22:ILE:HG22	1:B:24:ARG:H	1.57	0.70
1:B:163:GLU:O	1:B:167:GLY:HA2	1.91	0.70
1:C:48:VAL:HG21	1:C:129:ARG:NH1	2.07	0.70
1:A:174:ASP:OD2	1:A:177:GLU:HB2	1.92	0.70
1:C:163:GLU:O	1:C:167:GLY:HA2	1.92	0.69
1:A:48:VAL:HG21	1:A:129:ARG:NH1	2.07	0.69
1:C:174:ASP:OD2	1:C:177:GLU:HB2	1.92	0.69
1:B:174:ASP:OD2	1:B:177:GLU:HB2	1.92	0.69
1:B:146:LEU:HB3	1:B:170:LEU:HD13	1.75	0.69
3:A:841:NAG:H4	3:A:842:NAG:HN2	1.56	0.69
1:B:189:TRP:O	1:B:192:ASN:HB3	1.93	0.69
1:C:48:VAL:HG21	1:C:129:ARG:HH12	1.57	0.69
1:A:262:ARG:HD2	6:A:2059:HOH:O	1.91	0.69
1:A:300:THR:OG1	1:A:303:VAL:HG23	1.92	0.69

Continued on next page...

Continued from previous page...

Atom-1	Atom-2	Interatomic distance (Å)	Clash overlap (Å)
1:B:329:PHE:HB3	1:B:331:LEU:HD13	1.74	0.69
1:C:23:TYR:HE1	1:C:117:ASP:HA	1.58	0.69
1:C:92:LEU:HD23	1:C:92:LEU:O	1.93	0.69
1:C:189:TRP:O	1:C:192:ASN:HB3	1.93	0.69
1:C:22:ILE:HG22	1:C:24:ARG:H	1.57	0.69
1:B:23:TYR:HE1	1:B:117:ASP:HA	1.58	0.68
1:B:300:THR:OG1	1:B:303:VAL:HG23	1.92	0.68
1:A:23:TYR:HE1	1:A:117:ASP:HA	1.58	0.68
1:A:189:TRP:O	1:A:192:ASN:HB3	1.93	0.68
1:A:92:LEU:O	1:A:92:LEU:HD23	1.93	0.68
1:B:48:VAL:HG21	1:B:129:ARG:HH12	1.57	0.68
1:A:146:LEU:HB3	1:A:170:LEU:HD13	1.75	0.68
3:B:841:NAG:H4	3:B:842:NAG:HN2	1.56	0.68
1:C:146:LEU:HB3	1:C:170:LEU:HD13	1.75	0.68
1:C:329:PHE:HB3	1:C:331:LEU:HD13	1.74	0.68
1:C:53:LYS:HE2	6:C:2066:HOH:O	1.94	0.68
1:B:48:VAL:HG21	1:B:129:ARG:NH1	2.07	0.68
1:A:261:ARG:HB2	1:A:311:LEU:HD23	1.76	0.68
1:B:356:ALA:O	1:B:357:GLU:HB2	1.93	0.68
1:A:329:PHE:HB3	1:A:331:LEU:HD13	1.74	0.67
1:B:92:LEU:HD23	1:B:92:LEU:O	1.93	0.67
1:C:300:THR:OG1	1:C:303:VAL:HG23	1.92	0.67
1:A:129:ARG:HB2	1:A:417:LEU:HD21	1.77	0.67
1:A:48:VAL:HG21	1:A:129:ARG:HH12	1.57	0.67
1:A:53:LYS:HE2	6:A:2049:HOH:O	1.95	0.67
1:B:53:LYS:HE2	6:B:2057:HOH:O	1.94	0.67
1:B:261:ARG:HB2	1:B:311:LEU:HD23	1.76	0.67
1:A:126:LEU:HD12	1:A:417:LEU:HD13	1.76	0.67
1:A:356:ALA:O	1:A:357:GLU:HB2	1.93	0.67
1:C:126:LEU:HD12	1:C:417:LEU:HD13	1.76	0.67
1:A:326:GLU:HB2	1:A:372:PHE:HB2	1.77	0.67
1:B:326:GLU:HB2	1:B:372:PHE:HB2	1.77	0.67
1:C:261:ARG:HB2	1:C:311:LEU:HD23	1.76	0.67
1:C:356:ALA:O	1:C:357:GLU:HB2	1.93	0.67
1:B:376:ASN:C	1:B:376:ASN:HD22	1.99	0.66
1:B:126:LEU:HD12	1:B:417:LEU:HD13	1.76	0.66
1:B:129:ARG:HB2	1:B:417:LEU:HD21	1.77	0.66
1:C:376:ASN:HD22	1:C:376:ASN:C	1.99	0.66
1:C:326:GLU:HB2	1:C:372:PHE:HB2	1.77	0.66
1:B:133:LYS:HB2	1:B:135:ASN:H	1.61	0.66
1:C:129:ARG:HB2	1:C:417:LEU:HD21	1.77	0.66

Continued on next page...

Continued from previous page...

Atom-1	Atom-2	Interatomic distance (Å)	Clash overlap (Å)
1:A:376:ASN:C	1:A:376:ASN:HD22	1.99	0.65
1:B:157:THR:HG21	3:B:841:NAG:H5	1.79	0.65
1:A:133:LYS:HB2	1:A:135:ASN:H	1.61	0.64
1:B:230:SER:HB3	1:B:233:ASN:ND2	2.12	0.64
1:B:233:ASN:HB3	1:B:253:TYR:HB3	1.79	0.64
1:C:126:LEU:HG	1:C:130:LEU:HD12	1.80	0.64
1:B:390:ILE:HG22	1:B:391:ALA:N	2.13	0.64
1:A:230:SER:HB3	1:A:233:ASN:ND2	2.12	0.64
1:B:115:THR:HA	1:B:122:PHE:CE2	2.33	0.64
1:C:230:SER:HB3	1:C:233:ASN:ND2	2.12	0.64
1:A:129:ARG:CB	1:A:417:LEU:HD21	2.28	0.64
1:A:233:ASN:HB3	1:A:253:TYR:HB3	1.79	0.64
1:C:233:ASN:HB3	1:C:253:TYR:HB3	1.79	0.64
1:A:390:ILE:HG22	1:A:391:ALA:N	2.13	0.63
1:A:157:THR:HG21	3:A:841:NAG:H5	1.79	0.63
1:B:113:GLU:HA	1:B:116:SER:OG	1.99	0.63
1:A:98:THR:HG22	1:A:98:THR:O	1.99	0.63
1:C:390:ILE:HG22	1:C:391:ALA:N	2.13	0.63
1:C:157:THR:HG21	3:C:841:NAG:H5	1.79	0.63
1:B:129:ARG:CB	1:B:417:LEU:HD21	2.28	0.63
1:C:113:GLU:HA	1:C:116:SER:OG	1.99	0.63
1:C:129:ARG:CB	1:C:417:LEU:HD21	2.28	0.63
1:C:133:LYS:HB2	1:C:135:ASN:H	1.61	0.63
1:A:126:LEU:HG	1:A:130:LEU:HD12	1.80	0.63
1:B:126:LEU:HG	1:B:130:LEU:HD12	1.80	0.63
1:C:98:THR:O	1:C:98:THR:HG22	1.99	0.63
1:A:146:LEU:CB	1:A:170:LEU:HD13	2.30	0.62
1:B:98:THR:HG22	1:B:98:THR:O	1.99	0.62
1:C:397:PRO:O	1:C:399:ARG:N	2.32	0.62
1:B:188:LYS:HE3	1:C:390:ILE:HD11	1.80	0.62
1:A:130:LEU:HG	1:A:417:LEU:HD13	1.81	0.62
2:B:862:NAG:H82	2:B:862:NAG:H3	1.81	0.62
1:A:113:GLU:HA	1:A:116:SER:OG	1.99	0.62
1:B:130:LEU:HG	1:B:417:LEU:HD13	1.81	0.62
1:C:115:THR:HA	1:C:122:PHE:CE2	2.33	0.62
1:B:146:LEU:CB	1:B:170:LEU:HD13	2.29	0.61
1:A:260:TYR:OH	1:A:268:GLN:NE2	2.30	0.61
1:C:146:LEU:CB	1:C:170:LEU:HD13	2.29	0.61
1:C:400:VAL:CG1	1:C:401:CYS:N	2.63	0.61
1:C:130:LEU:HG	1:C:417:LEU:HD13	1.81	0.61
1:B:397:PRO:O	1:B:399:ARG:N	2.32	0.61

Continued on next page...

Continued from previous page...

Atom-1	Atom-2	Interatomic distance (Å)	Clash overlap (Å)
1:B:137:ALA:CB	1:B:224:LEU:HG	2.26	0.61
1:C:190:VAL:C	1:C:192:ASN:H	2.04	0.61
2:C:862:NAG:H3	2:C:862:NAG:H82	1.81	0.61
1:B:425:ARG:HD3	1:B:427:ALA:HB2	1.82	0.60
2:A:862:NAG:H3	2:A:862:NAG:H82	1.81	0.60
1:B:190:VAL:C	1:B:192:ASN:H	2.04	0.60
1:A:390:ILE:HD11	1:C:188:LYS:HE2	1.80	0.60
1:A:137:ALA:CB	1:A:224:LEU:HG	2.26	0.60
1:A:380:SER:O	1:A:381:GLU:HB3	2.02	0.60
1:A:425:ARG:HD3	1:A:427:ALA:HB2	1.83	0.60
1:A:115:THR:HA	1:A:122:PHE:CE2	2.33	0.60
1:A:190:VAL:C	1:A:192:ASN:H	2.04	0.60
1:A:70:LYS:HE3	4:A:2007:IOD:I	2.72	0.60
1:A:201:VAL:HG11	1:A:216:VAL:HG23	1.84	0.60
1:A:397:PRO:O	1:A:399:ARG:N	2.32	0.60
1:B:71:ASN:ND2	1:B:72:ASP:N	2.50	0.59
1:A:292:LEU:O	1:A:296:GLU:HG3	2.02	0.59
1:C:201:VAL:HG11	1:C:216:VAL:HG23	1.84	0.59
1:C:425:ARG:HD3	1:C:427:ALA:HB2	1.83	0.59
1:B:192:ASN:ND2	2:B:861:NAG:H61	2.18	0.59
1:A:148:GLY:O	1:A:172:PRO:HA	2.03	0.59
1:B:190:VAL:HG11	1:B:201:VAL:HG21	1.84	0.59
1:B:42:GLU:HG3	4:B:2009:IOD:I	2.72	0.59
1:A:145:ARG:NH1	1:A:171:GLN:HB2	2.17	0.59
1:C:145:ARG:NH1	1:C:171:GLN:HB2	2.17	0.59
1:C:190:VAL:HG11	1:C:201:VAL:HG21	1.84	0.59
1:C:42:GLU:HG3	4:C:2016:IOD:I	2.72	0.59
1:C:71:ASN:ND2	1:C:72:ASP:N	2.51	0.59
1:A:42:GLU:HG3	4:A:2002:IOD:I	2.73	0.59
1:C:192:ASN:ND2	2:C:861:NAG:H61	2.18	0.59
1:A:192:ASN:ND2	2:A:861:NAG:H61	2.18	0.59
1:B:292:LEU:O	1:B:296:GLU:HG3	2.02	0.59
1:B:148:GLY:O	1:B:172:PRO:HA	2.03	0.59
1:B:184:ALA:HB2	1:C:235:ARG:HH21	1.64	0.59
1:B:380:SER:O	1:B:381:GLU:HB3	2.01	0.59
1:C:380:SER:O	1:C:381:GLU:HB3	2.02	0.59
1:A:190:VAL:HG11	1:A:201:VAL:HG21	1.84	0.59
1:C:137:ALA:CB	1:C:224:LEU:HG	2.26	0.59
1:A:390:ILE:CD1	1:C:188:LYS:CE	2.74	0.58
1:C:70:LYS:HE3	4:C:2021:IOD:I	2.73	0.58
1:B:336:GLN:HA	1:B:340:LEU:O	2.03	0.58

Continued on next page...

Continued from previous page...

Atom-1	Atom-2	Interatomic distance (Å)	Clash overlap (Å)
1:C:148:GLY:O	1:C:172:PRO:HA	2.03	0.58
1:C:126:LEU:CD1	1:C:417:LEU:HD13	2.33	0.58
1:B:134:ALA:O	1:B:136:LYS:N	2.36	0.58
1:B:145:ARG:NH1	1:B:171:GLN:HB2	2.17	0.58
1:C:292:LEU:O	1:C:296:GLU:HG3	2.02	0.58
1:A:134:ALA:O	1:A:136:LYS:N	2.37	0.58
1:A:71:ASN:HD22	1:A:72:ASP:H	1.52	0.58
1:C:91:LYS:HB3	1:C:102:LEU:HD13	1.86	0.58
1:A:400:VAL:CG1	1:A:401:CYS:N	2.63	0.58
1:B:201:VAL:HG11	1:B:216:VAL:HG23	1.84	0.58
2:C:861:NAG:O3	2:C:862:NAG:C1	2.52	0.58
1:A:336:GLN:HA	1:A:340:LEU:O	2.03	0.58
1:A:71:ASN:ND2	1:A:72:ASP:N	2.51	0.58
2:A:861:NAG:O3	2:A:862:NAG:C1	2.51	0.58
1:C:336:GLN:HA	1:C:340:LEU:O	2.03	0.58
1:A:404:ALA:HB1	1:A:408:PHE:CE1	2.39	0.58
1:C:134:ALA:O	1:C:136:LYS:N	2.37	0.58
1:A:132:ARG:HG3	1:A:133:LYS:N	2.19	0.58
1:B:70:LYS:HE3	4:B:2014:IOD:I	2.73	0.58
1:B:404:ALA:HB1	1:B:408:PHE:CE1	2.39	0.58
1:C:257:LYS:HA	1:C:314:MET:O	2.04	0.58
2:B:861:NAG:O3	2:B:862:NAG:C1	2.52	0.57
1:A:91:LYS:HB3	1:A:102:LEU:HD13	1.86	0.57
1:B:126:LEU:CD1	1:B:417:LEU:HD13	2.33	0.57
1:A:235:ARG:HH11	1:A:235:ARG:HG3	1.70	0.57
1:B:11:LYS:HZ1	1:B:11:LYS:HB2	1.69	0.57
1:B:209:GLU:CD	1:B:209:GLU:H	2.07	0.57
1:A:393:ARG:HA	1:C:180:GLU:OE1	2.04	0.57
1:B:132:ARG:HG3	1:B:133:LYS:N	2.18	0.57
1:C:209:GLU:H	1:C:209:GLU:CD	2.08	0.57
1:C:404:ALA:HB1	1:C:408:PHE:CE1	2.39	0.57
1:C:132:ARG:HG3	1:C:133:LYS:N	2.19	0.57
1:C:346:PRO:HG3	1:C:363:TYR:CE2	2.39	0.57
1:A:3:SER:HB2	1:A:4:PRO:HD3	1.87	0.57
1:B:260:TYR:OH	1:B:268:GLN:NE2	2.30	0.57
1:B:71:ASN:HD22	1:B:72:ASP:H	1.51	0.57
1:A:329:PHE:CE1	5:A:1001:GOL:H2	2.40	0.57
1:A:233:ASN:O	1:A:393:ARG:NH1	2.37	0.57
1:A:257:LYS:HA	1:A:314:MET:O	2.04	0.57
1:A:126:LEU:CD1	1:A:417:LEU:HD13	2.33	0.57
1:B:91:LYS:HB3	1:B:102:LEU:HD13	1.85	0.57

Continued on next page...

Continued from previous page...

Atom-1	Atom-2	Interatomic distance (Å)	Clash overlap (Å)
1:C:396:ASN:HD22	1:C:397:PRO:N	2.03	0.57
1:B:3:SER:HB2	1:B:4:PRO:HD3	1.87	0.57
1:A:346:PRO:HG3	1:A:363:TYR:CE2	2.39	0.56
1:A:400:VAL:O	1:A:401:CYS:HB2	2.05	0.56
1:C:235:ARG:HG3	1:C:235:ARG:HH11	1.70	0.56
1:A:228:LYS:HD2	6:A:2074:HOH:O	2.05	0.56
1:C:233:ASN:O	1:C:393:ARG:NH1	2.37	0.56
1:B:346:PRO:HG3	1:B:363:TYR:CE2	2.39	0.56
1:B:400:VAL:O	1:B:401:CYS:HB2	2.05	0.56
1:C:3:SER:HB2	1:C:4:PRO:HD3	1.87	0.56
1:A:11:LYS:HB2	1:A:11:LYS:NZ	2.21	0.56
1:A:243:ASP:OD1	1:A:245:GLU:HB2	2.05	0.56
1:B:257:LYS:HA	1:B:314:MET:O	2.04	0.56
1:A:260:TYR:OH	1:A:268:GLN:HG2	2.06	0.56
1:A:396:ASN:HD22	1:A:397:PRO:N	2.03	0.56
1:A:209:GLU:CD	1:A:209:GLU:H	2.08	0.56
1:B:188:LYS:HE3	1:C:390:ILE:CD1	2.36	0.56
1:B:235:ARG:HG3	1:B:235:ARG:HH11	1.70	0.56
1:C:243:ASP:OD1	1:C:245:GLU:HB2	2.05	0.56
1:B:289:GLU:CD	1:B:289:GLU:H	2.10	0.56
1:C:260:TYR:OH	1:C:268:GLN:NE2	2.30	0.56
1:B:208:ASN:OD1	1:B:210:LEU:HB2	2.06	0.56
1:C:136:LYS:HD2	1:C:275:LYS:HB3	1.89	0.56
1:A:202:ILE:HD13	1:A:207:ILE:HD11	1.88	0.55
1:B:145:ARG:HH11	1:B:145:ARG:HG2	1.71	0.55
1:B:233:ASN:O	1:B:393:ARG:NH1	2.37	0.55
1:B:404:ALA:HB1	1:B:408:PHE:CD1	2.41	0.55
1:A:136:LYS:HD2	1:A:275:LYS:HB3	1.88	0.55
1:B:202:ILE:HD13	1:B:207:ILE:HD11	1.88	0.55
1:C:400:VAL:O	1:C:401:CYS:HB2	2.05	0.55
1:C:404:ALA:HB1	1:C:408:PHE:CD1	2.42	0.55
1:A:329:PHE:HB3	1:A:331:LEU:CD1	2.36	0.55
1:B:329:PHE:HB3	1:B:331:LEU:CD1	2.36	0.55
1:C:260:TYR:OH	1:C:268:GLN:HG2	2.06	0.55
1:A:289:GLU:CD	1:A:289:GLU:H	2.10	0.55
1:B:396:ASN:HD22	1:B:397:PRO:N	2.03	0.55
1:C:289:GLU:H	1:C:289:GLU:CD	2.10	0.55
1:C:228:LYS:HD2	6:C:2092:HOH:O	2.06	0.55
1:B:260:TYR:OH	1:B:268:GLN:HG2	2.06	0.55
1:B:136:LYS:HD2	1:B:275:LYS:HB3	1.88	0.55
1:C:11:LYS:NZ	1:C:11:LYS:HB2	2.21	0.55

Continued on next page...

Continued from previous page...

Atom-1	Atom-2	Interatomic distance (Å)	Clash overlap (Å)
1:C:198:ILE:HG23	1:C:370:LYS:HG2	1.89	0.55
1:A:404:ALA:HB1	1:A:408:PHE:CD1	2.42	0.55
1:B:11:LYS:HB3	1:B:12:PRO:CD	2.32	0.55
1:B:11:LYS:NZ	1:B:11:LYS:HB2	2.20	0.55
1:B:228:LYS:HD2	6:B:2083:HOH:O	2.06	0.55
1:B:243:ASP:OD1	1:B:245:GLU:HB2	2.05	0.55
1:C:145:ARG:HH11	1:C:145:ARG:HG2	1.71	0.55
1:A:91:LYS:O	1:A:91:LYS:HG3	2.07	0.55
1:C:202:ILE:HD13	1:C:207:ILE:HD11	1.88	0.55
1:C:208:ASN:OD1	1:C:210:LEU:HB2	2.06	0.55
1:B:91:LYS:O	1:B:91:LYS:HG3	2.07	0.55
1:C:329:PHE:HB3	1:C:331:LEU:CD1	2.36	0.55
1:C:90:THR:HG21	1:C:343:LEU:HD21	1.89	0.55
1:A:208:ASN:OD1	1:A:210:LEU:HB2	2.06	0.54
1:A:145:ARG:HH11	1:A:145:ARG:HG2	1.71	0.54
1:C:155:ASN:OD1	1:C:157:THR:N	2.38	0.54
1:B:90:THR:HG21	1:B:343:LEU:HD21	1.89	0.54
1:B:236:LYS:HG2	1:B:389:VAL:CG1	2.38	0.54
1:C:70:LYS:NZ	5:C:1003:GOL:H31	2.22	0.54
1:A:236:LYS:HG2	1:A:389:VAL:CG1	2.38	0.54
1:A:262:ARG:HH11	1:A:262:ARG:HG3	1.73	0.54
1:C:354:ILE:N	1:C:354:ILE:HD12	2.23	0.54
1:A:396:ASN:HD22	1:A:397:PRO:CD	2.21	0.54
1:B:70:LYS:NZ	5:B:1002:GOL:H31	2.22	0.54
1:C:220:TYR:HA	6:C:2062:HOH:O	2.07	0.54
1:A:78:LEU:HD23	1:A:78:LEU:N	2.23	0.54
1:C:359:ARG:O	1:C:360:ASP:HB2	2.08	0.54
1:A:354:ILE:HD12	1:A:354:ILE:N	2.23	0.54
1:B:198:ILE:HG23	1:B:370:LYS:HG2	1.89	0.54
1:B:78:LEU:HD23	1:B:78:LEU:N	2.23	0.54
1:B:7:ILE:HD12	1:B:164:LEU:HG	1.90	0.54
1:C:396:ASN:HD22	1:C:397:PRO:CD	2.21	0.54
1:A:7:ILE:HD12	1:A:164:LEU:HG	1.90	0.54
1:A:198:ILE:HG23	1:A:370:LYS:HG2	1.89	0.54
1:B:354:ILE:HD12	1:B:354:ILE:N	2.22	0.54
1:C:71:ASN:HD22	1:C:72:ASP:H	1.52	0.54
1:B:155:ASN:OD1	1:B:157:THR:N	2.38	0.53
1:A:20:MET:H	3:A:841:NAG:H61	1.73	0.53
1:C:78:LEU:HD23	1:C:78:LEU:N	2.23	0.53
1:C:91:LYS:O	1:C:91:LYS:HG3	2.07	0.53
1:B:326:GLU:HG2	1:B:327:ASP:N	2.23	0.53

Continued on next page...

Continued from previous page...

Atom-1	Atom-2	Interatomic distance (Å)	Clash overlap (Å)
1:C:262:ARG:HG3	1:C:262:ARG:HH11	1.73	0.53
1:A:71:ASN:O	1:A:73:ASN:N	2.42	0.53
1:A:90:THR:HG21	1:A:343:LEU:HD21	1.90	0.53
1:A:390:ILE:HD12	1:C:188:LYS:HE3	1.91	0.53
1:C:236:LYS:HG2	1:C:389:VAL:CG1	2.38	0.53
1:C:71:ASN:O	1:C:73:ASN:N	2.42	0.53
1:A:220:TYR:HA	6:A:2045:HOH:O	2.07	0.53
1:C:20:MET:H	3:C:841:NAG:H61	1.73	0.53
1:B:396:ASN:HD22	1:B:397:PRO:CD	2.21	0.53
1:B:20:MET:H	3:B:841:NAG:H61	1.73	0.53
1:C:326:GLU:HG2	1:C:327:ASP:N	2.23	0.53
1:A:359:ARG:O	1:A:360:ASP:HB2	2.08	0.53
1:A:392:GLY:C	1:C:183:ARG:HH12	2.12	0.53
1:C:20:MET:HA	3:C:842:NAG:H2	1.91	0.53
1:C:350:LYS:C	1:C:351:LEU:HD12	2.30	0.53
1:A:155:ASN:OD1	1:A:157:THR:N	2.38	0.53
1:B:220:TYR:HA	6:B:2053:HOH:O	2.07	0.53
1:A:326:GLU:HB2	1:A:372:PHE:CB	2.39	0.53
1:B:262:ARG:HH11	1:B:262:ARG:HG3	1.73	0.53
1:A:350:LYS:C	1:A:351:LEU:HD12	2.30	0.52
1:B:97:ASP:C	1:B:99:LEU:H	2.12	0.52
1:A:326:GLU:HG2	1:A:327:ASP:N	2.23	0.52
1:B:146:LEU:HD13	1:B:215:LEU:HD13	1.92	0.52
1:C:97:ASP:C	1:C:99:LEU:H	2.12	0.52
1:B:71:ASN:O	1:B:73:ASN:N	2.42	0.52
1:C:326:GLU:HB2	1:C:372:PHE:CB	2.39	0.52
1:A:20:MET:CE	3:A:841:NAG:H2	2.40	0.52
1:B:326:GLU:HB2	1:B:372:PHE:CB	2.39	0.52
1:B:20:MET:CE	3:B:841:NAG:H2	2.40	0.52
1:A:97:ASP:C	1:A:99:LEU:H	2.13	0.52
1:B:234:THR:O	1:B:235:ARG:HG3	2.10	0.52
1:B:350:LYS:C	1:B:351:LEU:HD12	2.29	0.52
1:C:7:ILE:HD12	1:C:164:LEU:HG	1.90	0.52
1:A:146:LEU:HD13	1:A:215:LEU:HD13	1.92	0.52
1:B:102:LEU:CD2	1:B:340:LEU:HD11	2.40	0.52
1:B:18:ASN:O	3:B:841:NAG:H62	2.10	0.52
1:A:132:ARG:O	1:A:133:LYS:HB3	2.10	0.52
1:C:20:MET:CE	3:C:841:NAG:H2	2.40	0.52
1:B:359:ARG:O	1:B:360:ASP:HB2	2.08	0.52
1:A:20:MET:HA	3:A:842:NAG:H2	1.91	0.51
1:B:180:GLU:OE1	1:C:394:SER:N	2.34	0.51

Continued on next page...

Continued from previous page...

Atom-1	Atom-2	Interatomic distance (Å)	Clash overlap (Å)
1:B:66:LEU:HA	1:B:334:GLN:OE1	2.11	0.51
1:C:234:THR:O	1:C:235:ARG:HG3	2.10	0.51
1:C:102:LEU:CD2	1:C:340:LEU:HD11	2.40	0.51
1:B:129:ARG:HD2	1:B:417:LEU:CD2	2.40	0.51
1:A:234:THR:O	1:A:235:ARG:HG3	2.10	0.51
1:B:329:PHE:CE1	5:B:1002:GOL:H2	2.46	0.51
1:C:18:ASN:O	3:C:841:NAG:H62	2.10	0.51
1:A:235:ARG:NH2	1:C:184:ALA:CB	2.61	0.51
1:B:351:LEU:N	1:B:351:LEU:HD12	2.26	0.51
1:B:20:MET:HA	3:B:842:NAG:H2	1.91	0.51
1:C:132:ARG:O	1:C:133:LYS:HB3	2.10	0.51
1:C:146:LEU:HD13	1:C:215:LEU:HD13	1.92	0.51
1:A:108:PHE:HB3	1:A:119:ILE:HD11	1.93	0.51
1:A:11:LYS:HB3	1:A:12:PRO:CD	2.32	0.51
1:A:22:ILE:HG22	1:A:23:TYR:N	2.26	0.51
1:A:129:ARG:HD2	1:A:417:LEU:CD2	2.40	0.51
1:A:263:VAL:HG23	1:A:264:ALA:N	2.26	0.51
1:A:351:LEU:N	1:A:351:LEU:HD12	2.26	0.51
1:A:235:ARG:HH22	1:C:184:ALA:HB2	1.65	0.51
1:B:20:MET:HE3	3:B:841:NAG:H4	1.93	0.51
1:A:390:ILE:HD11	1:C:188:LYS:CG	2.40	0.51
1:B:22:ILE:HG22	1:B:23:TYR:N	2.26	0.51
1:C:329:PHE:CE1	5:C:1003:GOL:H2	2.46	0.51
1:A:396:ASN:C	1:A:396:ASN:ND2	2.65	0.50
1:A:18:ASN:O	3:A:841:NAG:H62	2.10	0.50
1:B:76:ILE:HG22	1:B:77:PHE:N	2.26	0.50
1:C:351:LEU:N	1:C:351:LEU:HD12	2.26	0.50
1:C:129:ARG:HD2	1:C:417:LEU:CD2	2.40	0.50
1:A:276:GLY:O	1:A:277:ASP:HB2	2.11	0.50
1:B:274:PHE:CD1	1:B:279:ILE:HG22	2.47	0.50
1:C:154:PHE:CE2	1:C:172:PRO:HG3	2.46	0.50
1:C:22:ILE:HG22	1:C:23:TYR:N	2.26	0.50
1:C:350:LYS:HE2	2:C:801:NAG:O7	2.12	0.50
1:B:154:PHE:CE2	1:B:172:PRO:HG3	2.47	0.50
1:C:263:VAL:HG23	1:C:264:ALA:N	2.26	0.50
1:C:274:PHE:CD1	1:C:279:ILE:HG22	2.47	0.50
1:C:253:TYR:HB2	1:C:393:ARG:NH1	2.27	0.50
1:A:274:PHE:CD1	1:A:279:ILE:HG22	2.47	0.50
1:A:76:ILE:HG22	1:A:77:PHE:N	2.26	0.50
1:B:350:LYS:HE2	2:B:801:NAG:O7	2.11	0.50
1:B:253:TYR:HB2	1:B:393:ARG:NH1	2.27	0.50

Continued on next page...

Continued from previous page...

Atom-1	Atom-2	Interatomic distance (Å)	Clash overlap (Å)
1:C:276:GLY:O	1:C:277:ASP:HB2	2.11	0.50
1:A:154:PHE:CE2	1:A:172:PRO:HG3	2.47	0.50
1:A:66:LEU:HA	1:A:334:GLN:OE1	2.11	0.50
1:B:108:PHE:HB3	1:B:119:ILE:CD1	2.42	0.50
1:B:108:PHE:HB3	1:B:119:ILE:HD11	1.93	0.50
1:B:314:MET:HG2	1:B:315:MET:N	2.27	0.50
1:C:156:GLU:HG2	6:C:2052:HOH:O	2.12	0.50
1:C:396:ASN:C	1:C:396:ASN:ND2	2.65	0.50
1:C:108:PHE:HB3	1:C:119:ILE:HD11	1.93	0.50
1:C:76:ILE:HG22	1:C:77:PHE:N	2.26	0.50
1:A:18:ASN:H	1:A:18:ASN:ND2	2.10	0.50
1:A:253:TYR:HB2	1:A:393:ARG:NH1	2.27	0.49
1:C:108:PHE:HB3	1:C:119:ILE:CD1	2.42	0.49
1:A:396:ASN:HD22	1:A:397:PRO:HD2	1.77	0.49
1:C:11:LYS:HB3	1:C:12:PRO:CD	2.33	0.49
1:C:12:PRO:HD3	1:C:121:PHE:CE2	2.48	0.49
1:C:66:LEU:HA	1:C:334:GLN:OE1	2.11	0.49
1:A:376:ASN:ND2	1:A:376:ASN:C	2.66	0.49
1:A:350:LYS:HE2	2:A:801:NAG:O7	2.12	0.49
1:B:12:PRO:HD3	1:B:121:PHE:CE2	2.47	0.49
1:B:131:TYR:C	1:B:132:ARG:O	2.49	0.49
1:B:263:VAL:HG23	1:B:264:ALA:N	2.26	0.49
1:C:20:MET:HE3	3:C:841:NAG:H4	1.94	0.49
1:C:314:MET:HG2	1:C:315:MET:N	2.27	0.49
1:C:75:ASN:HB3	1:C:325:ILE:HG22	1.95	0.49
1:A:108:PHE:HB3	1:A:119:ILE:CD1	2.42	0.49
1:B:276:GLY:O	1:B:277:ASP:HB2	2.11	0.49
1:C:18:ASN:ND2	1:C:18:ASN:H	2.10	0.49
1:B:156:GLU:HG2	6:B:2043:HOH:O	2.12	0.49
1:B:18:ASN:ND2	1:B:18:ASN:H	2.10	0.49
1:B:20:MET:HE3	3:B:841:NAG:H2	1.95	0.49
1:B:332:LYS:HE2	1:B:365:SER:O	2.13	0.49
1:C:396:ASN:HD22	1:C:397:PRO:HD2	1.77	0.49
1:A:12:PRO:HD3	1:A:121:PHE:CE2	2.48	0.49
1:A:20:MET:HE3	3:A:841:NAG:H4	1.94	0.49
1:B:132:ARG:O	1:B:133:LYS:HB3	2.10	0.49
1:B:287:LYS:HB2	1:B:288:PRO:HD2	1.95	0.49
1:C:326:GLU:CG	1:C:327:ASP:N	2.76	0.49
1:A:314:MET:HG2	1:A:315:MET:N	2.27	0.49
1:A:331:LEU:O	1:A:332:LYS:C	2.52	0.49
1:A:102:LEU:CD2	1:A:340:LEU:HD11	2.40	0.49

Continued on next page...

Continued from previous page...

Atom-1	Atom-2	Interatomic distance (Å)	Clash overlap (Å)
1:B:335:LEU:HD13	1:B:340:LEU:HD23	1.95	0.49
1:B:396:ASN:C	1:B:396:ASN:ND2	2.65	0.49
1:B:326:GLU:CG	1:B:327:ASP:N	2.76	0.49
1:B:188:LYS:HE2	1:C:390:ILE:HD11	1.92	0.49
1:A:326:GLU:CG	1:A:327:ASP:N	2.76	0.48
1:A:332:LYS:HE2	1:A:365:SER:O	2.13	0.48
1:B:396:ASN:HD22	1:B:397:PRO:HD2	1.77	0.48
1:A:115:THR:HG23	1:A:122:PHE:CD2	2.48	0.48
1:A:335:LEU:HD13	1:A:340:LEU:HD23	1.95	0.48
1:A:75:ASN:HB3	1:A:325:ILE:HG22	1.95	0.48
1:C:376:ASN:ND2	1:C:376:ASN:C	2.66	0.48
1:A:156:GLU:HG2	6:A:2035:HOH:O	2.11	0.48
1:A:287:LYS:HB2	1:A:288:PRO:HD2	1.95	0.48
1:A:131:TYR:C	1:A:132:ARG:O	2.49	0.48
1:B:115:THR:HG23	1:B:122:PHE:CD2	2.48	0.48
1:B:376:ASN:C	1:B:376:ASN:ND2	2.66	0.48
1:C:287:LYS:HB2	1:C:288:PRO:HD2	1.95	0.48
1:C:300:THR:HG1	1:C:303:VAL:HG23	1.78	0.48
1:C:3:SER:HB2	1:C:4:PRO:CD	2.43	0.48
1:A:171:GLN:NE2	1:A:172:PRO:O	2.44	0.48
1:A:20:MET:HE3	3:A:841:NAG:H2	1.94	0.48
1:B:75:ASN:HB3	1:B:325:ILE:HG22	1.95	0.48
1:B:187:ASN:ND2	1:B:200:ASP:HA	2.28	0.48
1:C:101:GLN:O	1:C:105:VAL:HG23	2.14	0.48
1:C:115:THR:HG23	1:C:122:PHE:CD2	2.48	0.48
1:C:20:MET:HE3	3:C:841:NAG:H2	1.94	0.48
1:C:335:LEU:HD13	1:C:340:LEU:HD23	1.95	0.48
1:C:91:LYS:HE2	1:C:103:MET:SD	2.53	0.48
1:B:390:ILE:CG2	1:B:391:ALA:N	2.77	0.48
1:B:411:PHE:CE2	1:B:423:MET:HE3	2.49	0.48
1:B:91:LYS:HE2	1:B:103:MET:SD	2.54	0.48
1:C:131:TYR:C	1:C:132:ARG:O	2.49	0.48
1:C:18:ASN:H	1:C:18:ASN:HD22	1.61	0.48
1:C:332:LYS:HE2	1:C:365:SER:O	2.13	0.48
1:B:89:MET:HG2	1:B:166:TYR:CD2	2.49	0.48
1:B:362:LEU:HD23	1:B:363:TYR:N	2.29	0.48
1:B:400:VAL:CG1	1:B:401:CYS:N	2.63	0.48
1:A:91:LYS:HE2	1:A:103:MET:SD	2.54	0.48
1:C:331:LEU:O	1:C:332:LYS:C	2.51	0.48
1:A:3:SER:HB2	1:A:4:PRO:CD	2.43	0.47
1:A:187:ASN:ND2	1:A:200:ASP:HA	2.28	0.47

Continued on next page...

Continued from previous page...

Atom-1	Atom-2	Interatomic distance (Å)	Clash overlap (Å)
1:A:411:PHE:CE2	1:A:423:MET:HE3	2.49	0.47
1:B:101:GLN:O	1:B:105:VAL:HG23	2.14	0.47
1:B:346:PRO:HG3	1:B:363:TYR:CZ	2.49	0.47
1:B:98:THR:OG1	1:B:349:SER:HA	2.15	0.47
1:B:3:SER:HB2	1:B:4:PRO:CD	2.43	0.47
1:C:187:ASN:ND2	1:C:200:ASP:HA	2.28	0.47
1:C:411:PHE:CE2	1:C:423:MET:HE3	2.49	0.47
1:A:390:ILE:CG2	1:A:391:ALA:N	2.77	0.47
1:B:331:LEU:O	1:B:332:LYS:C	2.51	0.47
1:A:101:GLN:O	1:A:105:VAL:HG23	2.14	0.47
1:A:18:ASN:H	1:A:18:ASN:HD22	1.61	0.47
1:B:18:ASN:HB2	3:B:842:NAG:H62	1.96	0.47
1:C:89:MET:HG2	1:C:166:TYR:CD2	2.49	0.47
1:B:184:ALA:HB2	1:C:235:ARG:HH22	1.74	0.47
1:A:154:PHE:HE2	1:A:172:PRO:HG3	1.79	0.47
1:A:89:MET:HG2	1:A:166:TYR:CD2	2.49	0.47
1:A:386:THR:O	1:A:387:ALA:C	2.53	0.47
1:C:346:PRO:HG3	1:C:363:TYR:CZ	2.49	0.47
1:C:98:THR:OG1	1:C:349:SER:HA	2.15	0.47
1:A:346:PRO:HG3	1:A:363:TYR:CZ	2.49	0.47
1:C:362:LEU:HD23	1:C:363:TYR:N	2.29	0.47
3:C:841:NAG:H4	3:C:842:NAG:N2	2.26	0.47
1:C:18:ASN:HB2	3:C:842:NAG:H62	1.97	0.47
1:A:124:ALA:HB2	1:A:165:VAL:HG13	1.97	0.47
1:B:154:PHE:HE2	1:B:172:PRO:HG3	1.79	0.47
1:C:171:GLN:NE2	1:C:172:PRO:O	2.44	0.47
1:A:390:ILE:HG22	1:A:391:ALA:H	1.80	0.47
1:B:18:ASN:HD22	1:B:18:ASN:H	1.61	0.47
1:C:390:ILE:HG22	1:C:391:ALA:H	1.80	0.47
1:C:71:ASN:HD22	1:C:71:ASN:C	2.18	0.47
1:B:316:LEU:H	1:B:316:LEU:HD23	1.81	0.46
1:C:11:LYS:HZ2	1:C:11:LYS:HB2	1.80	0.46
1:A:102:LEU:HD23	1:A:340:LEU:CD1	2.43	0.46
1:C:237:GLU:OE2	1:C:393:ARG:NH2	2.48	0.46
1:A:378:GLU:HG3	1:A:383:ALA:HB3	1.96	0.46
1:B:194:THR:HG21	1:B:198:ILE:HB	1.98	0.46
1:C:154:PHE:HE2	1:C:172:PRO:HG3	1.79	0.46
1:C:124:ALA:HB2	1:C:165:VAL:HG13	1.97	0.46
1:C:194:THR:HG21	1:C:198:ILE:HB	1.98	0.46
1:C:274:PHE:HD1	1:C:279:ILE:HG22	1.80	0.46
1:A:53:LYS:O	1:A:57:ARG:HG3	2.16	0.46

Continued on next page...

Continued from previous page...

Atom-1	Atom-2	Interatomic distance (Å)	Clash overlap (Å)
1:A:18:ASN:HB2	3:A:842:NAG:H62	1.97	0.46
1:A:163:GLU:HA	1:A:167:GLY:HA2	1.98	0.46
1:A:341:VAL:HG12	1:A:342:ASP:N	2.30	0.46
1:B:163:GLU:HA	1:B:167:GLY:HA2	1.98	0.46
1:B:274:PHE:HD1	1:B:279:ILE:HG22	1.80	0.46
1:B:341:VAL:HG12	1:B:342:ASP:N	2.30	0.46
1:B:378:GLU:HG3	1:B:383:ALA:HB3	1.96	0.46
1:C:11:LYS:NZ	1:C:11:LYS:CB	2.79	0.46
1:C:51:LEU:O	1:C:54:ALA:HB3	2.15	0.46
1:A:111:ILE:HD12	1:A:115:THR:HG22	1.98	0.46
1:A:98:THR:OG1	1:A:349:SER:HA	2.15	0.46
1:B:71:ASN:ND2	1:B:71:ASN:C	2.69	0.46
1:C:163:GLU:HA	1:C:167:GLY:HA2	1.98	0.46
1:C:378:GLU:HG3	1:C:383:ALA:HB3	1.96	0.46
1:C:96:ASN:O	1:C:99:LEU:HB3	2.16	0.46
1:A:11:LYS:CB	1:A:11:LYS:NZ	2.79	0.46
1:A:202:ILE:HA	1:A:203:PRO:HD3	1.82	0.46
1:B:18:ASN:O	1:B:18:ASN:ND2	2.49	0.46
1:A:362:LEU:HD23	1:A:363:TYR:N	2.29	0.45
1:A:71:ASN:C	1:A:71:ASN:ND2	2.69	0.45
1:B:386:THR:O	1:B:387:ALA:C	2.53	0.45
1:B:390:ILE:HG22	1:B:391:ALA:H	1.80	0.45
1:B:96:ASN:O	1:B:99:LEU:HB3	2.16	0.45
1:C:111:ILE:HD12	1:C:115:THR:HG22	1.98	0.45
1:C:18:ASN:ND2	1:C:18:ASN:O	2.49	0.45
1:C:93:GLY:HA3	1:C:353:GLY:HA3	1.99	0.45
1:A:274:PHE:HD1	1:A:279:ILE:HG22	1.80	0.45
1:B:93:GLY:HA3	1:B:353:GLY:HA3	1.98	0.45
1:C:376:ASN:ND2	1:C:379:GLY:H	2.14	0.45
1:A:111:ILE:HD12	1:A:115:THR:CG2	2.46	0.45
1:A:396:ASN:ND2	1:A:397:PRO:O	2.50	0.45
1:B:11:LYS:CB	1:B:11:LYS:NZ	2.78	0.45
1:B:155:ASN:OD1	1:B:157:THR:HB	2.17	0.45
1:B:51:LEU:O	1:B:54:ALA:HB3	2.15	0.45
1:C:53:LYS:O	1:C:57:ARG:HG3	2.16	0.45
1:A:18:ASN:ND2	1:A:18:ASN:O	2.49	0.45
1:B:111:ILE:HD12	1:B:115:THR:HG22	1.98	0.45
1:B:124:ALA:HB2	1:B:165:VAL:HG13	1.97	0.45
1:B:53:LYS:O	1:B:57:ARG:HG3	2.16	0.45
1:A:355:VAL:CB	1:A:362:LEU:HD12	2.43	0.45
1:A:237:GLU:OE2	1:A:393:ARG:NH2	2.48	0.45

Continued on next page...

Continued from previous page...

Atom-1	Atom-2	Interatomic distance (Å)	Clash overlap (Å)
1:B:111:ILE:HD12	1:B:115:THR:CG2	2.46	0.45
1:C:155:ASN:OD1	1:C:157:THR:HB	2.17	0.45
1:C:211:THR:CG2	1:C:214:VAL:HG23	2.47	0.45
1:A:300:THR:HG1	1:A:303:VAL:HG23	1.79	0.45
1:A:51:LEU:O	1:A:54:ALA:HB3	2.15	0.45
1:B:425:ARG:CD	1:B:427:ALA:HB2	2.47	0.45
1:C:71:ASN:C	1:C:71:ASN:ND2	2.69	0.45
1:A:376:ASN:ND2	1:A:379:GLY:H	2.15	0.45
1:A:129:ARG:HD2	1:A:417:LEU:HD21	1.99	0.45
1:A:98:THR:OG1	1:A:342:ASP:HB3	2.17	0.45
1:A:96:ASN:O	1:A:99:LEU:HB3	2.16	0.45
1:B:102:LEU:HD23	1:B:340:LEU:CD1	2.43	0.45
1:B:376:ASN:ND2	1:B:379:GLY:H	2.14	0.45
1:B:396:ASN:ND2	1:B:397:PRO:O	2.50	0.45
1:B:400:VAL:O	1:B:401:CYS:CB	2.65	0.45
1:C:190:VAL:C	1:C:192:ASN:N	2.70	0.45
1:C:129:ARG:HD2	1:C:417:LEU:HD21	1.99	0.45
1:A:194:THR:HG21	1:A:198:ILE:HB	1.98	0.45
1:A:211:THR:CG2	1:A:214:VAL:HG23	2.47	0.45
1:A:308:LEU:HD13	1:A:413:ARG:CZ	2.47	0.45
1:B:171:GLN:NE2	1:B:172:PRO:O	2.44	0.45
1:B:211:THR:CG2	1:B:214:VAL:HG23	2.46	0.45
1:B:237:GLU:OE2	1:B:393:ARG:NH2	2.48	0.45
1:C:332:LYS:O	1:C:336:GLN:HG2	2.17	0.45
1:A:115:THR:HG23	1:A:122:PHE:HD2	1.82	0.45
1:A:155:ASN:OD1	1:A:157:THR:HB	2.17	0.45
1:A:316:LEU:HD23	1:A:316:LEU:H	1.81	0.45
1:A:355:VAL:HA	6:A:2066:HOH:O	2.17	0.45
1:B:115:THR:HG23	1:B:122:PHE:HD2	1.82	0.45
1:B:332:LYS:O	1:B:336:GLN:HG2	2.17	0.45
1:C:111:ILE:HD12	1:C:115:THR:CG2	2.46	0.45
1:C:341:VAL:HG12	1:C:342:ASP:N	2.30	0.45
1:C:390:ILE:CG2	1:C:391:ALA:N	2.77	0.45
1:C:115:THR:HG23	1:C:122:PHE:HD2	1.82	0.44
1:C:308:LEU:HD13	1:C:413:ARG:CZ	2.47	0.44
1:C:316:LEU:HD23	1:C:316:LEU:H	1.81	0.44
1:C:386:THR:O	1:C:387:ALA:C	2.53	0.44
1:C:396:ASN:C	1:C:396:ASN:HD22	2.20	0.44
1:B:190:VAL:HG11	1:B:201:VAL:CG2	2.47	0.44
1:C:396:ASN:ND2	1:C:397:PRO:O	2.50	0.44
1:A:390:ILE:HD11	1:C:188:LYS:HG3	1.99	0.44

Continued on next page...

Continued from previous page...

Atom-1	Atom-2	Interatomic distance (Å)	Clash overlap (Å)
1:C:355:VAL:HA	6:C:2083:HOH:O	2.17	0.44
1:C:6:ASP:OD1	1:C:8:CYS:HB2	2.18	0.44
1:A:235:ARG:HH22	1:C:184:ALA:CB	2.28	0.44
1:A:93:GLY:HA3	1:A:353:GLY:HA3	1.99	0.44
1:A:6:ASP:OD1	1:A:8:CYS:HB2	2.18	0.44
1:B:91:LYS:CB	1:B:102:LEU:HD13	2.47	0.44
1:B:159:GLN:OE1	1:B:159:GLN:HA	2.18	0.44
1:C:190:VAL:HG11	1:C:201:VAL:CG2	2.47	0.44
1:C:225:TRP:HZ2	1:C:375:VAL:CG1	2.31	0.44
1:C:23:TYR:CD1	1:C:23:TYR:N	2.85	0.44
3:B:842:NAG:H83	3:B:842:NAG:H3	2.00	0.44
1:A:190:VAL:C	1:A:192:ASN:N	2.70	0.44
1:A:190:VAL:HG11	1:A:201:VAL:CG2	2.47	0.44
1:B:308:LEU:HD13	1:B:413:ARG:CZ	2.47	0.44
1:A:332:LYS:O	1:A:336:GLN:HG2	2.17	0.44
1:B:235:ARG:NH1	1:B:235:ARG:HG3	2.33	0.44
1:A:396:ASN:HD22	1:A:396:ASN:C	2.20	0.44
1:B:190:VAL:C	1:B:192:ASN:N	2.70	0.44
1:C:98:THR:OG1	1:C:342:ASP:HB3	2.17	0.44
1:A:225:TRP:HZ2	1:A:375:VAL:CG1	2.31	0.43
3:C:842:NAG:H83	3:C:842:NAG:H3	2.00	0.43
1:A:194:THR:HG21	1:A:198:ILE:CD1	2.45	0.43
1:B:57:ARG:HG2	1:B:301:PRO:HG2	2.00	0.43
1:B:355:VAL:HA	6:B:2074:HOH:O	2.17	0.43
1:B:396:ASN:HD22	1:B:396:ASN:C	2.20	0.43
2:B:801:NAG:H83	2:B:801:NAG:O3	2.18	0.43
3:A:842:NAG:H83	3:A:842:NAG:H3	2.00	0.43
1:B:45:ASN:HD22	1:B:129:ARG:HH22	1.67	0.43
1:B:162:SER:O	1:B:166:TYR:N	2.47	0.43
2:C:801:NAG:O3	2:C:801:NAG:H83	2.18	0.43
1:B:213:LEU:HB3	1:B:364:VAL:HA	2.00	0.43
3:B:841:NAG:H4	3:B:842:NAG:N2	2.26	0.43
1:C:57:ARG:HG2	1:C:301:PRO:HG2	2.00	0.43
1:B:98:THR:OG1	1:B:342:ASP:HB3	2.17	0.43
1:B:6:ASP:OD1	1:B:8:CYS:HB2	2.18	0.43
1:C:355:VAL:CB	1:C:362:LEU:HD12	2.43	0.43
1:A:91:LYS:CB	1:A:102:LEU:HD13	2.47	0.43
1:B:57:ARG:NH1	1:B:110:THR:OG1	2.52	0.43
1:B:129:ARG:HD2	1:B:417:LEU:HD21	1.99	0.43
1:C:91:LYS:CB	1:C:102:LEU:HD13	2.47	0.43
1:C:159:GLN:HA	1:C:159:GLN:OE1	2.18	0.43

Continued on next page...

Continued from previous page...

Atom-1	Atom-2	Interatomic distance (Å)	Clash overlap (Å)
1:A:23:TYR:CD1	1:A:23:TYR:N	2.85	0.43
1:B:92:LEU:HA	1:B:120:HIS:NE2	2.34	0.43
1:B:202:ILE:HA	1:B:203:PRO:HD3	1.82	0.43
1:A:129:ARG:HB3	6:A:2033:HOH:O	2.18	0.43
1:A:159:GLN:OE1	1:A:159:GLN:HA	2.18	0.43
2:A:801:NAG:H83	2:A:801:NAG:O3	2.18	0.43
1:A:92:LEU:HA	1:A:120:HIS:NE2	2.34	0.43
1:B:225:TRP:HZ2	1:B:375:VAL:CG1	2.31	0.43
1:B:77:PHE:CZ	1:B:373:LEU:HB2	2.54	0.43
1:C:45:ASN:HD22	1:C:129:ARG:HH22	1.67	0.43
1:A:235:ARG:HG3	1:A:235:ARG:NH1	2.33	0.42
1:B:261:ARG:CB	1:B:311:LEU:HD23	2.47	0.42
1:C:57:ARG:NH1	1:C:110:THR:OG1	2.52	0.42
3:C:842:NAG:O3	3:C:843:BMA:H2	2.18	0.42
1:C:77:PHE:CZ	1:C:373:LEU:HB2	2.54	0.42
1:A:57:ARG:NH1	1:A:110:THR:OG1	2.52	0.42
1:A:162:SER:O	1:A:166:TYR:N	2.47	0.42
1:A:213:LEU:HB3	1:A:364:VAL:HA	2.01	0.42
1:C:136:LYS:C	1:C:138:SER:H	2.23	0.42
1:A:77:PHE:CZ	1:A:373:LEU:HB2	2.54	0.42
1:B:201:VAL:HG11	1:B:216:VAL:CG2	2.49	0.42
3:B:842:NAG:O3	3:B:843:BMA:H2	2.18	0.42
1:A:381:GLU:O	1:A:381:GLU:HG3	2.20	0.42
1:A:425:ARG:CD	1:A:427:ALA:HB2	2.47	0.42
1:B:146:LEU:CD1	1:B:215:LEU:HD13	2.49	0.42
1:B:316:LEU:N	1:B:316:LEU:HD23	2.34	0.42
1:C:316:LEU:HD23	1:C:316:LEU:N	2.35	0.42
1:A:201:VAL:HG11	1:A:216:VAL:CG2	2.49	0.42
3:A:842:NAG:O3	3:A:843:BMA:H2	2.18	0.42
1:B:129:ARG:HB3	6:B:2041:HOH:O	2.18	0.42
1:B:40:ILE:HG23	1:B:49:TRP:CD1	2.55	0.42
1:C:92:LEU:HA	1:C:120:HIS:NE2	2.34	0.42
1:C:121:PHE:O	1:C:124:ALA:HB3	2.19	0.42
1:A:121:PHE:O	1:A:124:ALA:HB3	2.19	0.42
1:A:156:GLU:O	1:A:160:ASP:OD2	2.38	0.42
1:A:261:ARG:CB	1:A:311:LEU:HD23	2.47	0.42
1:B:262:ARG:HG3	1:B:262:ARG:NH1	2.35	0.42
1:C:381:GLU:HG3	1:C:381:GLU:O	2.20	0.42
1:C:129:ARG:HB3	6:C:2050:HOH:O	2.18	0.42
1:C:145:ARG:HD3	1:C:147:PHE:CZ	2.55	0.42
1:C:213:LEU:HB3	1:C:364:VAL:HA	2.01	0.42

Continued on next page...

Continued from previous page...

Atom-1	Atom-2	Interatomic distance (Å)	Clash overlap (Å)
1:A:316:LEU:HD23	1:A:316:LEU:N	2.35	0.42
1:A:57:ARG:HG2	1:A:301:PRO:HG2	2.00	0.42
1:B:145:ARG:HH11	1:B:145:ARG:CG	2.32	0.42
1:B:145:ARG:HD3	1:B:147:PHE:CZ	2.55	0.42
1:C:40:ILE:HG23	1:C:49:TRP:CD1	2.55	0.42
1:C:213:LEU:HD13	1:C:364:VAL:HG22	2.02	0.42
1:C:234:THR:OG1	1:C:377:GLU:OE2	2.32	0.42
1:B:86:ALA:O	1:B:89:MET:HB2	2.20	0.41
1:C:261:ARG:CB	1:C:311:LEU:HD23	2.47	0.41
1:A:145:ARG:CG	1:A:145:ARG:HH11	2.32	0.41
1:B:121:PHE:O	1:B:124:ALA:HB3	2.19	0.41
1:C:145:ARG:HH11	1:C:145:ARG:CG	2.32	0.41
1:A:409:LEU:HA	1:A:409:LEU:HD23	1.93	0.41
1:B:194:THR:HG21	1:B:198:ILE:CD1	2.45	0.41
1:C:137:ALA:HB1	1:C:224:LEU:CG	2.31	0.41
1:C:409:LEU:HD23	1:C:409:LEU:HA	1.93	0.41
1:C:86:ALA:O	1:C:89:MET:HB2	2.20	0.41
1:A:101:GLN:OE1	1:A:341:VAL:N	2.45	0.41
1:A:22:ILE:CG2	1:A:23:TYR:N	2.83	0.41
1:B:136:LYS:C	1:B:138:SER:H	2.23	0.41
1:B:22:ILE:CG2	1:B:23:TYR:N	2.83	0.41
1:B:324:ARG:HA	1:B:373:LEU:O	2.21	0.41
1:C:425:ARG:CD	1:C:427:ALA:HB2	2.47	0.41
1:A:136:LYS:C	1:A:138:SER:H	2.23	0.41
1:B:414:GLU:OE1	1:B:416:PRO:HD2	2.21	0.41
1:C:18:ASN:CB	3:C:842:NAG:H62	2.50	0.41
1:A:40:ILE:HG23	1:A:49:TRP:CD1	2.55	0.41
1:B:381:GLU:O	1:B:381:GLU:HG3	2.20	0.41
1:C:415:VAL:HB	1:C:416:PRO:HD3	2.03	0.41
1:C:414:GLU:OE1	1:C:416:PRO:HD2	2.21	0.41
1:A:45:ASN:HD22	1:A:129:ARG:HH22	1.67	0.41
1:A:146:LEU:CD1	1:A:215:LEU:HD13	2.49	0.41
1:A:400:VAL:O	1:A:401:CYS:CB	2.65	0.41
1:B:18:ASN:CB	3:B:842:NAG:H62	2.50	0.41
1:B:415:VAL:HB	1:B:416:PRO:HD3	2.02	0.41
1:C:156:GLU:O	1:C:160:ASP:OD2	2.38	0.41
1:C:146:LEU:CD1	1:C:215:LEU:HD13	2.49	0.41
1:B:213:LEU:HD13	1:B:364:VAL:HG22	2.02	0.41
1:A:18:ASN:HD22	1:A:18:ASN:N	2.19	0.41
1:A:236:LYS:HD2	1:A:248:SER:OG	2.21	0.41
1:A:324:ARG:HA	1:A:373:LEU:O	2.21	0.41

Continued on next page...

Continued from previous page...

Atom-1	Atom-2	Interatomic distance (Å)	Clash overlap (Å)
1:B:64:GLN:NE2	1:B:296:GLU:O	2.50	0.41
1:C:19:PRO:O	1:C:21:CYS:N	2.54	0.41
1:C:262:ARG:HG3	1:C:262:ARG:NH1	2.35	0.41
1:C:279:ILE:HA	1:C:413:ARG:O	2.21	0.41
1:A:262:ARG:NH1	1:A:262:ARG:HG3	2.35	0.41
1:A:91:LYS:HB2	1:A:102:LEU:HD12	2.03	0.41
1:B:120:HIS:O	1:B:165:VAL:HG13	2.21	0.41
1:C:236:LYS:HD2	1:C:248:SER:OG	2.21	0.41
1:A:18:ASN:CB	3:A:842:NAG:H62	2.51	0.41
1:A:213:LEU:HD13	1:A:364:VAL:HG22	2.02	0.41
1:B:156:GLU:O	1:B:160:ASP:OD2	2.38	0.41
1:C:192:ASN:O	1:C:195:GLU:N	2.53	0.41
1:C:235:ARG:HG3	1:C:235:ARG:NH1	2.33	0.41
1:C:331:LEU:HD13	1:C:331:LEU:H	1.86	0.41
1:A:285:LEU:HD11	1:A:406:ARG:HG3	2.03	0.40
1:B:236:LYS:HD2	1:B:248:SER:OG	2.21	0.40
1:B:23:TYR:N	1:B:23:TYR:CD1	2.85	0.40
1:B:79:SER:HB3	1:B:369:HIS:HE1	1.86	0.40
1:A:137:ALA:HB1	1:A:224:LEU:CG	2.31	0.40
1:A:145:ARG:HD3	1:A:147:PHE:CZ	2.55	0.40
1:A:279:ILE:HA	1:A:413:ARG:O	2.21	0.40
1:A:331:LEU:H	1:A:331:LEU:HD13	1.86	0.40
1:B:227:SER:OG	1:B:254:GLN:NE2	2.54	0.40
1:B:335:LEU:HD13	1:B:340:LEU:CD2	2.51	0.40
1:C:227:SER:OG	1:C:254:GLN:NE2	2.55	0.40
1:C:79:SER:HB3	1:C:369:HIS:HE1	1.86	0.40
1:A:19:PRO:O	1:A:21:CYS:N	2.54	0.40
3:A:841:NAG:H4	3:A:842:NAG:N2	2.26	0.40
1:C:22:ILE:CG2	1:C:23:TYR:N	2.83	0.40
1:C:335:LEU:HD13	1:C:340:LEU:CD2	2.51	0.40
1:A:71:ASN:C	1:A:73:ASN:H	2.25	0.40
1:B:19:PRO:O	1:B:21:CYS:N	2.54	0.40
1:B:355:VAL:CG1	1:B:358:GLY:H	2.35	0.40
1:B:76:ILE:CG2	1:B:77:PHE:N	2.85	0.40
1:C:102:LEU:HD23	1:C:340:LEU:CD1	2.43	0.40
1:C:400:VAL:O	1:C:401:CYS:CB	2.65	0.40
1:A:197:ARG:HG2	1:A:381:GLU:OE2	2.22	0.40
1:A:355:VAL:CG1	1:A:358:GLY:H	2.35	0.40
1:A:79:SER:HB3	1:A:369:HIS:HE1	1.86	0.40
1:A:414:GLU:OE1	1:A:416:PRO:HD2	2.21	0.40
1:B:197:ARG:HG2	1:B:381:GLU:OE2	2.22	0.40

Continued on next page...

Continued from previous page...

Atom-1	Atom-2	Interatomic distance (Å)	Clash overlap (Å)
1:B:263:VAL:HG22	1:B:267:THR:O	2.22	0.40
1:C:23:TYR:CE1	1:C:117:ASP:HA	2.47	0.40
1:C:285:LEU:HD11	1:C:406:ARG:HG3	2.03	0.40

All (1) symmetry-related close contacts are listed below. The label for Atom-2 includes the symmetry operator and encoded unit-cell translations to be applied.

Atom-1	Atom-2	Interatomic distance (Å)	Clash overlap (Å)
1:A:180:GLU:OE1	1:B:394:SER:N[1_545]	2.14	0.06

5.3 Torsion angles [i](#)

5.3.1 Protein backbone [i](#)

In the following table, the Percentiles column shows the percent Ramachandran outliers of the chain as a percentile score with respect to all X-ray entries followed by that with respect to entries of similar resolution.

The Analysed column shows the number of residues for which the backbone conformation was analysed, and the total number of residues.

Mol	Chain	Analysed	Favoured	Allowed	Outliers	Percentiles	
1	A	415/432 (96%)	336 (81%)	60 (14%)	19 (5%)	3	7
1	B	415/432 (96%)	336 (81%)	60 (14%)	19 (5%)	3	7
1	C	415/432 (96%)	336 (81%)	60 (14%)	19 (5%)	3	7
All	All	1245/1296 (96%)	1008 (81%)	180 (14%)	57 (5%)	3	7

All (57) Ramachandran outliers are listed below:

Mol	Chain	Res	Type
1	A	135	ASN
1	A	136	LYS
1	A	357	GLU
1	A	398	ASN
1	A	400	VAL
1	B	135	ASN
1	B	136	LYS
1	B	357	GLU
1	B	398	ASN

Continued on next page...

Continued from previous page...

Mol	Chain	Res	Type
1	B	400	VAL
1	C	135	ASN
1	C	136	LYS
1	C	357	GLU
1	C	398	ASN
1	C	400	VAL
1	A	39	LYS
1	A	72	ASP
1	A	361	ASP
1	A	431	VAL
1	B	39	LYS
1	B	72	ASP
1	B	361	ASP
1	B	431	VAL
1	C	39	LYS
1	C	72	ASP
1	C	361	ASP
1	C	431	VAL
1	A	20	MET
1	A	59	ALA
1	A	132	ARG
1	A	349	SER
1	B	20	MET
1	B	59	ALA
1	B	132	ARG
1	B	349	SER
1	B	392	GLY
1	C	20	MET
1	C	59	ALA
1	C	132	ARG
1	C	349	SER
1	A	168	ALA
1	A	243	ASP
1	A	392	GLY
1	B	168	ALA
1	B	243	ASP
1	C	168	ALA
1	C	243	ASP
1	C	392	GLY
1	A	151	SER
1	A	263	VAL
1	B	151	SER

Continued on next page...

Continued from previous page...

Mol	Chain	Res	Type
1	B	263	VAL
1	C	151	SER
1	C	263	VAL
1	A	401	CYS
1	B	401	CYS
1	C	401	CYS

5.3.2 Protein sidechains ⓘ

In the following table, the Percentiles column shows the percent sidechain outliers of the chain as a percentile score with respect to all X-ray entries followed by that with respect to entries of similar resolution.

The Analysed column shows the number of residues for which the sidechain conformation was analysed, and the total number of residues.

Mol	Chain	Analysed	Rotameric	Outliers	Percentiles	
1	A	347/382 (91%)	328 (94%)	19 (6%)	25	54
1	B	347/382 (91%)	328 (94%)	19 (6%)	25	54
1	C	347/382 (91%)	328 (94%)	19 (6%)	25	54
All	All	1041/1146 (91%)	984 (94%)	57 (6%)	25	54

All (57) residues with a non-rotameric sidechain are listed below:

Mol	Chain	Res	Type
1	A	18	ASN
1	A	23	TYR
1	A	71	ASN
1	A	91	LYS
1	A	123	PHE
1	A	133	LYS
1	A	170	LEU
1	A	199	THR
1	A	200	ASP
1	A	213	LEU
1	A	302	GLU
1	A	315	MET
1	A	331	LEU
1	A	334	GLN
1	A	376	ASN
1	A	396	ASN

Continued on next page...

Continued from previous page...

Mol	Chain	Res	Type
1	A	398	ASN
1	A	401	CYS
1	A	431	VAL
1	B	18	ASN
1	B	23	TYR
1	B	71	ASN
1	B	91	LYS
1	B	123	PHE
1	B	133	LYS
1	B	170	LEU
1	B	199	THR
1	B	200	ASP
1	B	213	LEU
1	B	302	GLU
1	B	315	MET
1	B	331	LEU
1	B	334	GLN
1	B	376	ASN
1	B	396	ASN
1	B	398	ASN
1	B	401	CYS
1	B	431	VAL
1	C	18	ASN
1	C	23	TYR
1	C	71	ASN
1	C	91	LYS
1	C	123	PHE
1	C	133	LYS
1	C	170	LEU
1	C	199	THR
1	C	200	ASP
1	C	213	LEU
1	C	302	GLU
1	C	315	MET
1	C	331	LEU
1	C	334	GLN
1	C	376	ASN
1	C	396	ASN
1	C	398	ASN
1	C	401	CYS
1	C	431	VAL

Some sidechains can be flipped to improve hydrogen bonding and reduce clashes. All (30) such

sidechains are listed below:

Mol	Chain	Res	Type
1	A	45	ASN
1	A	71	ASN
1	A	171	GLN
1	A	178	ASN
1	A	233	ASN
1	A	254	GLN
1	A	268	GLN
1	A	336	GLN
1	A	376	ASN
1	A	396	ASN
1	B	45	ASN
1	B	71	ASN
1	B	171	GLN
1	B	178	ASN
1	B	233	ASN
1	B	254	GLN
1	B	268	GLN
1	B	336	GLN
1	B	376	ASN
1	B	396	ASN
1	C	45	ASN
1	C	71	ASN
1	C	171	GLN
1	C	178	ASN
1	C	233	ASN
1	C	254	GLN
1	C	268	GLN
1	C	336	GLN
1	C	376	ASN
1	C	396	ASN

5.3.3 RNA ⓘ

There are no RNA molecules in this entry.

5.4 Non-standard residues in protein, DNA, RNA chains ⓘ

There are no non-standard protein/DNA/RNA residues in this entry.

5.5 Carbohydrates [i](#)

21 carbohydrates are modelled in this entry.

In the following table, the Counts columns list the number of bonds (or angles) for which Mogul statistics could be retrieved, the number of bonds (or angles) that are observed in the model and the number of bonds (or angles) that are defined in the chemical component dictionary. The Link column lists molecule types, if any, to which the group is linked. The Z score for a bond length (or angle) is the number of standard deviations the observed value is removed from the expected value. A bond length (or angle) with $|Z| > 2$ is considered an outlier worth inspection. RMSZ is the root-mean-square of all Z scores of the bond lengths (or angles).

Mol	Type	Chain	Res	Link	Bond lengths			Bond angles		
					Counts	RMSZ	# $ Z > 2$	Counts	RMSZ	# $ Z > 2$
2	NAG	A	801	1,2	14,14,15	0.70	0	15,19,21	0.77	0
2	NAG	A	802	2	14,14,15	0.67	0	15,19,21	0.62	0
3	NAG	A	841	1,3	14,14,15	0.72	0	15,19,21	0.75	0
3	NAG	A	842	3	14,14,15	0.77	1 (7%)	15,19,21	0.71	0
3	BMA	A	843	3	11,11,12	0.58	0	13,15,17	0.28	0
2	NAG	A	861	1,2	14,14,15	0.81	0	15,19,21	0.88	0
2	NAG	A	862	2	14,14,15	0.55	0	15,19,21	0.63	0
2	NAG	B	801	1,2	14,14,15	0.68	0	15,19,21	0.76	0
2	NAG	B	802	2	14,14,15	0.64	0	15,19,21	0.61	0
3	NAG	B	841	1,3	14,14,15	0.71	0	15,19,21	0.75	0
3	NAG	B	842	3	14,14,15	0.77	1 (7%)	15,19,21	0.71	0
3	BMA	B	843	3	11,11,12	0.57	0	13,15,17	0.27	0
2	NAG	B	861	1,2	14,14,15	0.80	0	15,19,21	0.87	0
2	NAG	B	862	2	14,14,15	0.55	0	15,19,21	0.64	0
2	NAG	C	801	1,2	14,14,15	0.71	0	15,19,21	0.76	0
2	NAG	C	802	2	14,14,15	0.65	0	15,19,21	0.61	0
3	NAG	C	841	1,3	14,14,15	0.73	0	15,19,21	0.74	0
3	NAG	C	842	3	14,14,15	0.79	1 (7%)	15,19,21	0.71	0
3	BMA	C	843	3	11,11,12	0.60	0	13,15,17	0.28	0
2	NAG	C	861	1,2	14,14,15	0.82	0	15,19,21	0.87	0
2	NAG	C	862	2	14,14,15	0.56	0	15,19,21	0.64	0

In the following table, the Chirals column lists the number of chiral outliers, the number of chiral centers analysed, the number of these observed in the model and the number defined in the chemical component dictionary. Similar counts are reported in the Torsion and Rings columns. '-' means no outliers of that kind were identified.

Mol	Type	Chain	Res	Link	Chirals	Torsions	Rings
2	NAG	A	801	1,2	-	1/6/23/26	0/1/1/1
2	NAG	A	802	2	-	0/6/23/26	0/1/1/1
3	NAG	A	841	1,3	-	0/6/23/26	0/1/1/1

Continued on next page...

Continued from previous page...

Mol	Type	Chain	Res	Link	Chirals	Torsions	Rings
3	NAG	A	842	3	-	0/6/23/26	0/1/1/1
3	BMA	A	843	3	-	0/2/19/22	0/1/1/1
2	NAG	A	861	1,2	-	0/6/23/26	0/1/1/1
2	NAG	A	862	2	-	1/6/23/26	0/1/1/1
2	NAG	B	801	1,2	-	1/6/23/26	0/1/1/1
2	NAG	B	802	2	-	0/6/23/26	0/1/1/1
3	NAG	B	841	1,3	-	0/6/23/26	0/1/1/1
3	NAG	B	842	3	-	0/6/23/26	0/1/1/1
3	BMA	B	843	3	-	0/2/19/22	0/1/1/1
2	NAG	B	861	1,2	-	0/6/23/26	0/1/1/1
2	NAG	B	862	2	-	1/6/23/26	0/1/1/1
2	NAG	C	801	1,2	-	1/6/23/26	0/1/1/1
2	NAG	C	802	2	-	0/6/23/26	0/1/1/1
3	NAG	C	841	1,3	-	0/6/23/26	0/1/1/1
3	NAG	C	842	3	-	0/6/23/26	0/1/1/1
3	BMA	C	843	3	-	0/2/19/22	0/1/1/1
2	NAG	C	861	1,2	-	0/6/23/26	0/1/1/1
2	NAG	C	862	2	-	1/6/23/26	0/1/1/1

All (3) bond length outliers are listed below:

Mol	Chain	Res	Type	Atoms	Z	Observed(Å)	Ideal(Å)
3	A	842	NAG	C1-C2	2.16	1.55	1.52
3	C	842	NAG	C1-C2	2.22	1.55	1.52
3	B	842	NAG	C1-C2	2.23	1.55	1.52

There are no bond angle outliers.

There are no chirality outliers.

All (6) torsion outliers are listed below:

Mol	Chain	Res	Type	Atoms
2	A	801	NAG	O7-C7-N2-C2
2	B	801	NAG	O7-C7-N2-C2
2	C	801	NAG	O7-C7-N2-C2
2	B	862	NAG	O7-C7-N2-C2
2	A	862	NAG	O7-C7-N2-C2
2	C	862	NAG	O7-C7-N2-C2

There are no ring outliers.

18 monomers are involved in 57 short contacts:

Mol	Chain	Res	Type	Clashes	Symm-Clashes
2	A	801	NAG	2	0
3	A	841	NAG	9	0
3	A	842	NAG	7	0
3	A	843	BMA	1	0
2	A	861	NAG	2	0
2	A	862	NAG	2	0
2	B	801	NAG	2	0
3	B	841	NAG	9	0
3	B	842	NAG	7	0
3	B	843	BMA	1	0
2	B	861	NAG	2	0
2	B	862	NAG	2	0
2	C	801	NAG	2	0
3	C	841	NAG	9	0
3	C	842	NAG	7	0
3	C	843	BMA	1	0
2	C	861	NAG	2	0
2	C	862	NAG	2	0

5.6 Ligand geometry

Of 24 ligands modelled in this entry, 21 are monoatomic - leaving 3 for Mogul analysis.

In the following table, the Counts columns list the number of bonds (or angles) for which Mogul statistics could be retrieved, the number of bonds (or angles) that are observed in the model and the number of bonds (or angles) that are defined in the chemical component dictionary. The Link column lists molecule types, if any, to which the group is linked. The Z score for a bond length (or angle) is the number of standard deviations the observed value is removed from the expected value. A bond length (or angle) with $|Z| > 2$ is considered an outlier worth inspection. RMSZ is the root-mean-square of all Z scores of the bond lengths (or angles).

Mol	Type	Chain	Res	Link	Bond lengths			Bond angles		
					Counts	RMSZ	$\# Z > 2$	Counts	RMSZ	$\# Z > 2$
5	GOL	A	1001	-	5,5,5	0.79	0	5,5,5	0.42	0
5	GOL	B	1002	-	5,5,5	0.76	0	5,5,5	0.48	0
5	GOL	C	1003	-	5,5,5	0.77	0	5,5,5	0.48	0

In the following table, the Chirals column lists the number of chiral outliers, the number of chiral centers analysed, the number of these observed in the model and the number defined in the chemical component dictionary. Similar counts are reported in the Torsion and Rings columns. '-' means no outliers of that kind were identified.

Mol	Type	Chain	Res	Link	Chirals	Torsions	Rings
5	GOL	A	1001	-	-	0/4/4/4	0/0/0/0

Continued on next page...

Continued from previous page...

Mol	Type	Chain	Res	Link	Chirals	Torsions	Rings
5	GOL	B	1002	-	-	0/4/4/4	0/0/0/0
5	GOL	C	1003	-	-	0/4/4/4	0/0/0/0

There are no bond length outliers.

There are no bond angle outliers.

There are no chirality outliers.

There are no torsion outliers.

There are no ring outliers.

3 monomers are involved in 5 short contacts:

Mol	Chain	Res	Type	Clashes	Symm-Clashes
5	A	1001	GOL	1	0
5	B	1002	GOL	2	0
5	C	1003	GOL	2	0

5.7 Other polymers [i](#)

There are no such residues in this entry.

5.8 Polymer linkage issues [i](#)

There are no chain breaks in this entry.

6 Fit of model and data

6.1 Protein, DNA and RNA chains

In the following table, the column labelled ‘#RSRZ > 2’ contains the number (and percentage) of RSRZ outliers, followed by percent RSRZ outliers for the chain as percentile scores relative to all X-ray entries and entries of similar resolution. The OWAB column contains the minimum, median, 95th percentile and maximum values of the occupancy-weighted average B-factor per residue. The column labelled ‘Q < 0.9’ lists the number of (and percentage) of residues with an average occupancy less than 0.9.

Mol	Chain	Analysed	<RSRZ>	#RSRZ>2	OWAB(Å ²)	Q<0.9
1	A	419/432 (96%)	0.01	7 (1%) 70 67	27, 55, 97, 125	0
1	B	419/432 (96%)	0.05	10 (2%) 59 54	27, 55, 97, 125	0
1	C	419/432 (96%)	0.08	15 (3%) 43 37	27, 55, 97, 125	0
All	All	1257/1296 (96%)	0.05	32 (2%) 58 52	27, 55, 97, 125	0

All (32) RSRZ outliers are listed below:

Mol	Chain	Res	Type	RSRZ
1	C	4	PRO	5.6
1	C	358	GLY	5.5
1	B	2	GLY	4.1
1	C	115	THR	3.7
1	B	4	PRO	3.6
1	C	7	ILE	3.5
1	C	22	ILE	3.4
1	C	116	SER	3.4
1	B	358	GLY	3.4
1	C	388	VAL	3.3
1	A	388	VAL	3.3
1	C	2	GLY	3.2
1	A	358	GLY	3.1
1	B	37	GLU	3.0
1	B	38	GLN	3.0
1	A	328	GLY	3.0
1	B	115	THR	2.8
1	C	3	SER	2.8
1	B	22	ILE	2.5
1	A	115	THR	2.3
1	C	5	VAL	2.3
1	A	137	ALA	2.3
1	C	390	ILE	2.2

Continued on next page...

Continued from previous page...

Mol	Chain	Res	Type	RSRZ
1	A	2	GLY	2.2
1	B	3	SER	2.2
1	C	329	PHE	2.1
1	B	390	ILE	2.1
1	C	93	GLY	2.1
1	C	23	TYR	2.1
1	B	23	TYR	2.1
1	C	331	LEU	2.0
1	A	5	VAL	2.0

6.2 Non-standard residues in protein, DNA, RNA chains [i](#)

There are no non-standard protein/DNA/RNA residues in this entry.

6.3 Carbohydrates [i](#)

In the following table, the Atoms column lists the number of modelled atoms in the group and the number defined in the chemical component dictionary. LLDF column lists the quality of electron density of the group with respect to its neighbouring residues in protein, DNA or RNA chains. The B-factors column lists the minimum, median, 95th percentile and maximum values of B factors of atoms in the group. The column labelled 'Q < 0.9' lists the number of atoms with occupancy less than 0.9.

Mol	Type	Chain	Res	Atoms	RSCC	RSR	LLDF	B-factors(Å ²)	Q<0.9
3	NAG	A	841	14/15	0.65	0.48	4.89	107,110,114,117	0
3	NAG	B	841	14/15	0.82	0.34	2.29	108,111,114,118	0
3	NAG	C	841	14/15	0.76	0.32	1.71	108,111,114,118	0
2	NAG	C	862	14/15	0.70	0.40	-	125,128,129,130	0
3	BMA	C	843	11/12	0.59	0.21	-	128,130,131,132	0
2	NAG	A	801	14/15	0.86	0.14	-	113,115,120,125	0
3	NAG	C	842	14/15	0.83	0.14	-	120,121,124,127	0
3	NAG	A	842	14/15	0.79	0.25	-	119,121,123,126	0
2	NAG	A	862	14/15	0.80	0.37	-	125,128,129,129	0
2	NAG	A	802	14/15	0.64	0.40	-	129,131,133,133	0
2	NAG	B	802	14/15	0.53	0.42	-	129,132,133,133	0
2	NAG	C	801	14/15	0.82	0.16	-	113,116,120,125	0
2	NAG	A	861	14/15	0.46	0.24	-	106,111,115,120	0
2	NAG	C	802	14/15	0.43	0.44	-	129,132,133,133	0
2	NAG	B	861	14/15	0.57	0.24	-	106,111,115,120	0
2	NAG	C	861	14/15	0.40	0.22	-	106,111,115,120	0
2	NAG	B	801	14/15	0.83	0.19	-	113,116,120,125	0

Continued on next page...

Continued from previous page...

Mol	Type	Chain	Res	Atoms	RSCC	RSR	LLDF	B-factors(\AA^2)	Q<0.9
2	NAG	B	862	14/15	0.80	0.39	-	125,128,129,130	0
3	BMA	B	843	11/12	0.45	0.32	-	128,130,131,132	0
3	NAG	B	842	14/15	0.82	0.15	-	120,121,124,127	0
3	BMA	A	843	11/12	0.61	0.35	-	128,129,131,131	0

6.4 Ligands

In the following table, the Atoms column lists the number of modelled atoms in the group and the number defined in the chemical component dictionary. LLDF column lists the quality of electron density of the group with respect to its neighbouring residues in protein, DNA or RNA chains. The B-factors column lists the minimum, median, 95th percentile and maximum values of B factors of atoms in the group. The column labelled 'Q< 0.9' lists the number of atoms with occupancy less than 0.9.

Mol	Type	Chain	Res	Atoms	RSCC	RSR	LLDF	B-factors(\AA^2)	Q<0.9
5	GOL	B	1002	6/6	0.51	0.29	1.34	84,87,88,88	0
5	GOL	C	1003	6/6	0.42	0.24	0.32	84,87,88,88	0
5	GOL	A	1001	6/6	0.55	0.23	0.12	82,84,85,85	0
4	IOD	A	2002	1/1	0.99	0.17	-0.05	56,56,56,56	0
4	IOD	B	2009	1/1	0.99	0.15	-0.81	56,56,56,56	0
4	IOD	C	2016	1/1	0.99	0.14	-0.88	56,56,56,56	0
4	IOD	B	2013	1/1	0.97	0.10	-1.35	138,138,138,138	0
4	IOD	A	2001	1/1	0.99	0.15	-1.42	83,83,83,83	0
4	IOD	A	2005	1/1	1.00	0.13	-1.65	69,69,69,69	0
4	IOD	A	2006	1/1	0.98	0.08	-1.76	137,137,137,137	0
4	IOD	C	2021	1/1	0.97	0.10	-1.90	110,110,110,110	0
4	IOD	A	2007	1/1	0.97	0.11	-2.28	108,108,108,108	0
4	IOD	B	2014	1/1	0.98	0.07	-2.97	110,110,110,110	0
4	IOD	C	2020	1/1	0.95	0.08	-3.21	138,138,138,138	0
4	IOD	B	2012	1/1	1.00	0.12	-3.57	69,69,69,69	0
4	IOD	C	2019	1/1	1.00	0.12	-4.65	69,69,69,69	0
4	IOD	C	2015	1/1	0.99	0.17	-	84,84,84,84	0
4	IOD	C	2017	1/1	0.97	0.09	-	135,135,135,135	0
4	IOD	A	2003	1/1	0.98	0.08	-	134,134,134,134	0
4	IOD	C	2018	1/1	0.91	0.10	-	148,148,148,148	0
4	IOD	B	2011	1/1	0.96	0.09	-	148,148,148,148	0
4	IOD	A	2004	1/1	0.95	0.08	-	150,150,150,150	0
4	IOD	B	2010	1/1	0.97	0.05	-	135,135,135,135	0
4	IOD	B	2008	1/1	0.98	0.16	-	84,84,84,84	0

6.5 Other polymers [i](#)

There are no such residues in this entry.