



Full wwPDB/EMDatabank EM Map/Model Validation Report ⓘ

Mar 2, 2017 – 01:12 pm GMT

PDB ID : 5TAM
EMDB ID: : EMD-8379
Title : Structure of rabbit RyR1 (Caffeine/ATP/Ca²⁺ dataset, class 4)
Authors : Clarke, O.B.; des Georges, A.; Zalk, R.; Marks, A.R.; Hendrickson, W.A.;
Frank, J.
Deposited on : 2016-09-10
Resolution : 4.30 Å(reported)

This is a Full wwPDB/EMDatabank EM Map/Model Validation Report
for a publicly released PDB/EMDB entry.

We welcome your comments at validation@mail.wwpdb.org
A user guide is available at
<http://wwpdb.org/validation/2016/EMValidationReportHelp>
with specific help available everywhere you see the ⓘ symbol.

MolProbity : 4.02b-467
Mogul : 1.7.2 (RC1), CSD as538be (2017)
Percentile statistics : 20161228.v01 (using entries in the PDB archive December 28th 2016)
Ideal geometry (proteins) : Engh & Huber (2001)
Ideal geometry (DNA, RNA) : Parkinson et. al. (1996)
Validation Pipeline (wwPDB-VP) : recalc29047

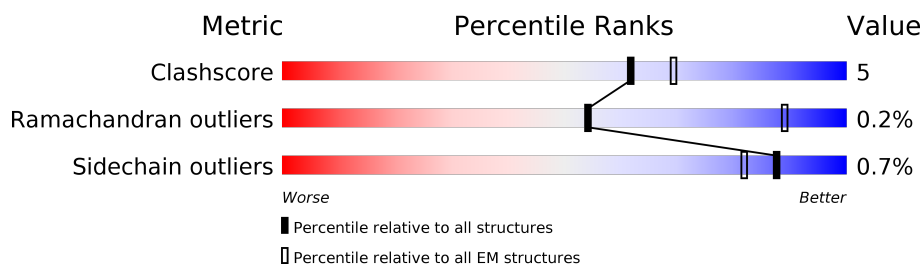
1 Overall quality at a glance

The following experimental techniques were used to determine the structure:

ELECTRON MICROSCOPY

The reported resolution of this entry is 4.30 Å.

Percentile scores (ranging between 0-100) for global validation metrics of the entry are shown in the following graphic. The table shows the number of entries on which the scores are based.



Metric	Whole archive (#Entries)	EM structures (#Entries)
Clashscore	125131	1336
Ramachandran outliers	121729	1120
Sidechain outliers	121581	1026

The table below summarises the geometric issues observed across the polymeric chains. The red, orange, yellow and green segments on the bar indicate the fraction of residues that contain outliers for ≥ 3 , 2, 1 and 0 types of geometric quality criteria. A grey segment represents the fraction of residues that are not modelled. The numeric value for each fraction is indicated below the corresponding segment, with a dot representing fractions $\leq 5\%$

Mol	Chain	Length	Quality of chain
1	A	108	79% 20% .
1	F	108	81% 19% .
1	H	108	81% 19% .
1	J	108	81% 19% .
2	B	4416	83% 11% 5%
2	E	4416	84% 11% 5%
2	G	4416	83% 11% 5%
2	I	4416	84% 11% 5%

2 Entry composition

There are 6 unique types of molecules in this entry. The entry contains 121456 atoms, of which 0 are hydrogens and 0 are deuteriums.

In the tables below, the AltConf column contains the number of residues with at least one atom in alternate conformation and the Trace column contains the number of residues modelled with at most 2 atoms.

- Molecule 1 is a protein called Peptidyl-prolyl cis-trans isomerase FKBP1B.

Mol	Chain	Residues	Atoms					AltConf	Trace
1	F	107	Total	C	N	O	S	0	0
			818	516	144	154	4		
1	A	107	Total	C	N	O	S	0	0
			818	516	144	154	4		
1	H	107	Total	C	N	O	S	0	0
			818	516	144	154	4		
1	J	107	Total	C	N	O	S	0	0
			818	516	144	154	4		

- Molecule 2 is a protein called Ryanodine receptor 1.

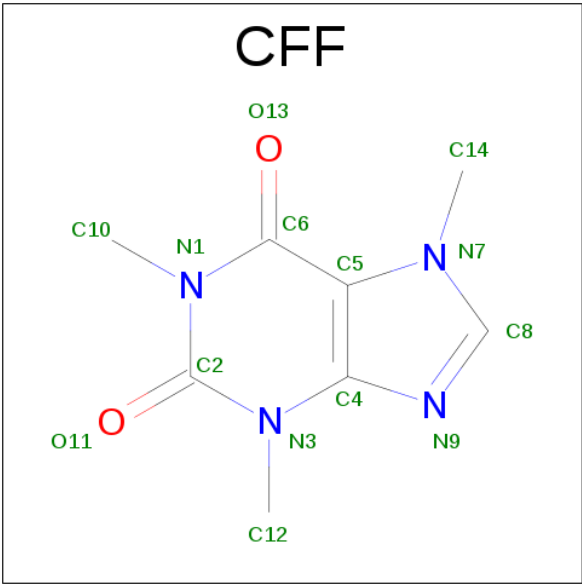
Mol	Chain	Residues	Atoms					AltConf	Trace
2	B	4194	Total	C	N	O	S	0	0
			29499	18686	5228	5428	157		
2	E	4194	Total	C	N	O	S	0	0
			29499	18686	5228	5428	157		
2	I	4194	Total	C	N	O	S	0	0
			29499	18686	5228	5428	157		
2	G	4194	Total	C	N	O	S	0	0
			29499	18686	5228	5428	157		

- Molecule 3 is ADENOSINE-5'-TRIPHOSPHATE (three-letter code: ATP) (formula: $C_{10}H_{16}N_5O_{13}P_3$).



Mol	Chain	Residues	Atoms					AltConf
3	B	1	Total	C	N	O	P	0
			31	10	5	13	3	
3	E	1	Total	C	N	O	P	0
			31	10	5	13	3	
3	I	1	Total	C	N	O	P	0
			31	10	5	13	3	
3	G	1	Total	C	N	O	P	0
			31	10	5	13	3	

- Molecule 4 is CAFFEINE (three-letter code: CFF) (formula: C₈H₁₀N₄O₂).



Mol	Chain	Residues	Atoms				AltConf
4	B	1	Total	C	N	O	0
			14	8	4	2	
4	E	1	Total	C	N	O	0
			14	8	4	2	
4	I	1	Total	C	N	O	0
			14	8	4	2	
4	G	1	Total	C	N	O	0
			14	8	4	2	

- Molecule 5 is ZINC ION (three-letter code: ZN) (formula: Zn).

Mol	Chain	Residues	Atoms		AltConf
5	G	1	Total	Zn	0
			1	1	
5	B	1	Total	Zn	0
			1	1	
5	I	1	Total	Zn	0
			1	1	
5	E	1	Total	Zn	0
			1	1	

- Molecule 6 is CALCIUM ION (three-letter code: CA) (formula: Ca).


Mol	Chain	Residues	Atoms		AltConf
6	G	1	Total	Ca	0
			1	1	
6	B	1	Total	Ca	0
			1	1	
6	I	1	Total	Ca	0
			1	1	
6	E	1	Total	Ca	0
			1	1	

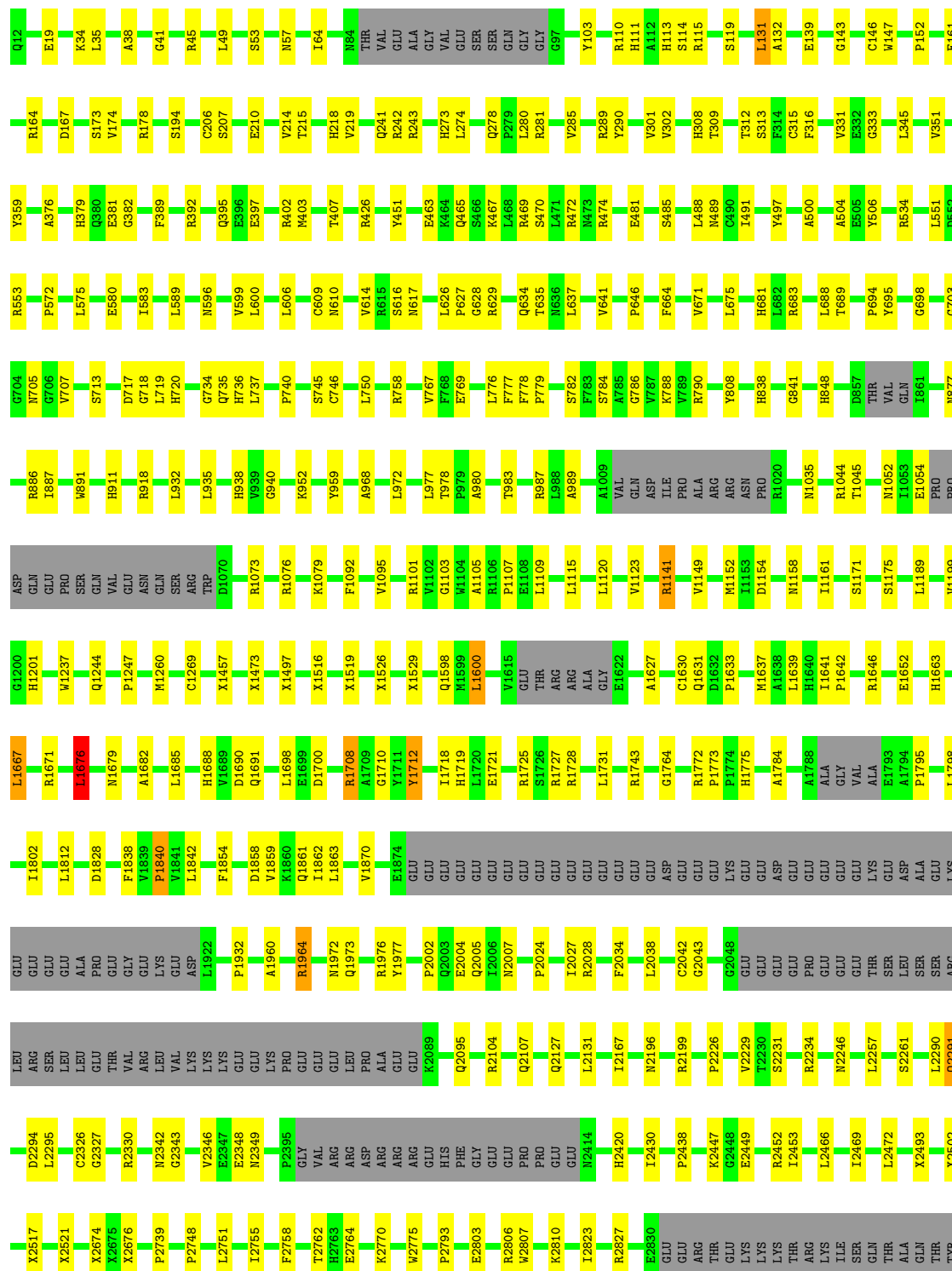
WORLDWIDE
PDB
PROTEIN DATA BANK

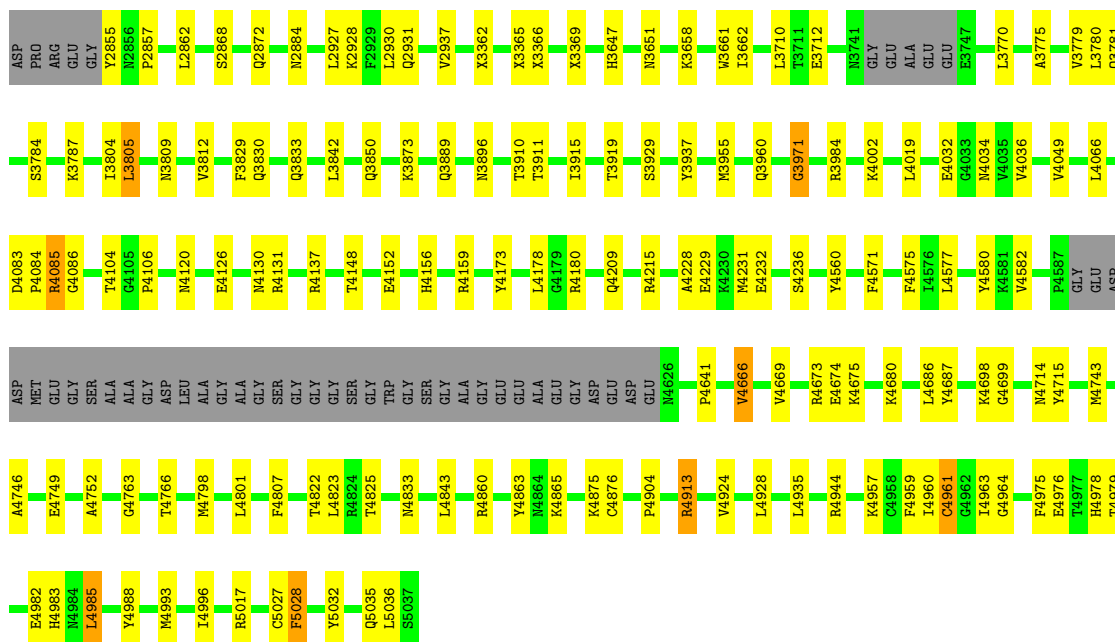
 **EMDataBank**
Unified Data Resource for 3DEM




- Molecule 2: Ryanodine receptor 1

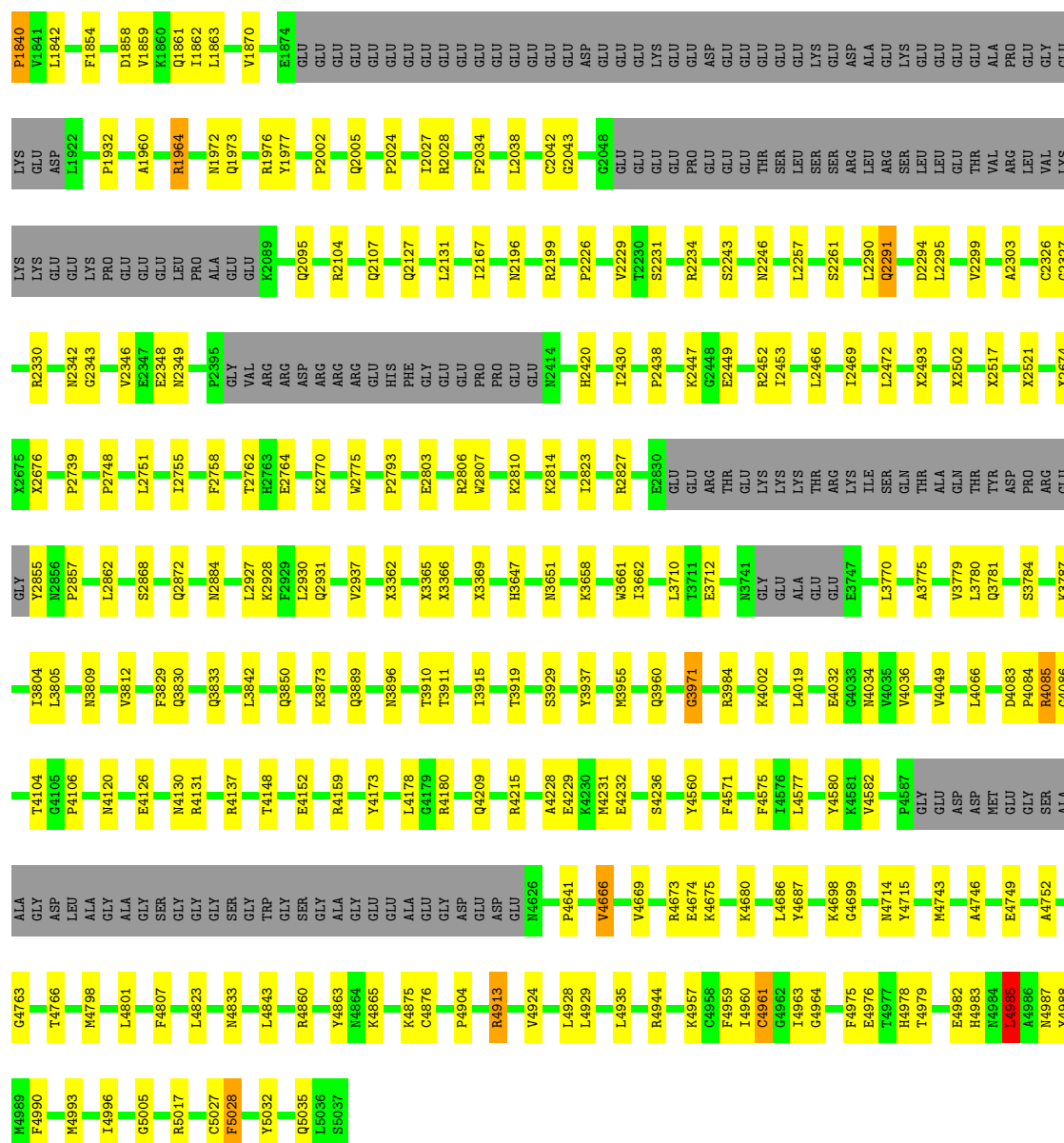
Chain E:  84% 11% 5%






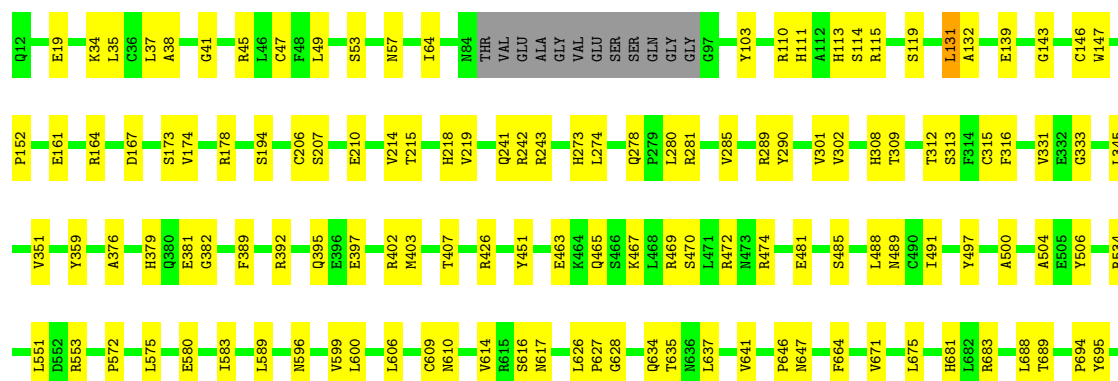
• Molecule 2: Ryanodine receptor 1





- Molecule 2: Ryanodine receptor 1

Chain G:  83% 11% 5%






4 Experimental information

Property	Value	Source
Reconstruction method	SINGLE PARTICLE	Depositor
Imposed symmetry	POINT, Not provided	Depositor
Number of particles used	55564	Depositor
Resolution determination method	FSC 0.143 CUT-OFF	Depositor
CTF correction method	Not provided	Depositor
Microscope	FEI POLARA 300	Depositor
Voltage (kV)	300	Depositor
Electron dose ($e^-/\text{\AA}^2$)	Not provided	Depositor
Minimum defocus (nm)	Not provided	Depositor
Maximum defocus (nm)	Not provided	Depositor
Magnification	Not provided	Depositor
Image detector	Not provided	Depositor

5 Model quality

5.1 Standard geometry

Bond lengths and bond angles in the following residue types are not validated in this section: CFF, ZN, CA, ATP

The Z score for a bond length (or angle) is the number of standard deviations the observed value is removed from the expected value. A bond length (or angle) with $|Z| > 5$ is considered an outlier worth inspection. RMSZ is the root-mean-square of all Z scores of the bond lengths (or angles).

Mol	Chain	Bond lengths		Bond angles	
		RMSZ	$\# Z > 2$	RMSZ	$\# Z > 2$
1	A	0.31	0/834	0.52	0/1123
1	F	0.31	0/834	0.52	0/1123
1	H	0.31	0/834	0.52	0/1123
1	J	0.31	0/834	0.52	0/1123
2	B	0.31	0/25428	0.55	9/34534 (0.0%)
2	E	0.31	0/25428	0.55	8/34534 (0.0%)
2	G	0.31	0/25428	0.55	9/34534 (0.0%)
2	I	0.31	0/25428	0.55	8/34534 (0.0%)
All	All	0.31	0/105048	0.55	34/142628 (0.0%)

Chiral center outliers are detected by calculating the chiral volume of a chiral center and verifying if the center is modelled as a planar moiety or with the opposite hand. A planarity outlier is detected by checking planarity of atoms in a peptide group, atoms in a mainchain group or atoms of a sidechain that are expected to be planar.

Mol	Chain	#Chirality outliers	#Planarity outliers
1	A	0	1
1	F	0	1
1	H	0	1
1	J	0	1
2	B	0	17
2	E	0	17
2	G	0	17
2	I	0	17
All	All	0	72

There are no bond length outliers.

All (34) bond angle outliers are listed below:

Mol	Chain	Res	Type	Atoms	Z	Observed(°)	Ideal(°)
2	E	131	LEU	CA-CB-CG	8.16	134.07	115.30
2	G	131	LEU	CA-CB-CG	8.16	134.07	115.30
2	B	131	LEU	CA-CB-CG	8.15	134.04	115.30
2	I	131	LEU	CA-CB-CG	8.13	133.99	115.30
2	E	4985	LEU	CA-CB-CG	7.48	132.50	115.30
2	G	4985	LEU	CA-CB-CG	7.47	132.47	115.30
2	B	4985	LEU	CA-CB-CG	7.46	132.47	115.30
2	I	4985	LEU	CA-CB-CG	7.45	132.44	115.30
2	I	1600	LEU	CA-CB-CG	6.83	131.00	115.30
2	G	1600	LEU	CA-CB-CG	6.82	130.98	115.30
2	B	1600	LEU	CA-CB-CG	6.81	130.97	115.30
2	E	1600	LEU	CA-CB-CG	6.81	130.97	115.30
2	B	1676	LEU	CA-CB-CG	6.66	130.62	115.30
2	G	1676	LEU	CA-CB-CG	6.65	130.60	115.30
2	E	1676	LEU	CA-CB-CG	6.64	130.57	115.30
2	I	1676	LEU	CA-CB-CG	6.64	130.56	115.30
2	G	2290	LEU	CA-CB-CG	6.02	129.14	115.30
2	B	2290	LEU	CA-CB-CG	6.02	129.14	115.30
2	E	2290	LEU	CA-CB-CG	6.02	129.14	115.30
2	I	2290	LEU	CA-CB-CG	6.00	129.10	115.30
2	G	688	LEU	CA-CB-CG	5.72	128.46	115.30
2	G	977	LEU	CA-CB-CG	5.72	128.45	115.30
2	E	977	LEU	CA-CB-CG	5.71	128.44	115.30
2	B	688	LEU	CA-CB-CG	5.71	128.44	115.30
2	E	688	LEU	CA-CB-CG	5.71	128.44	115.30
2	B	977	LEU	CA-CB-CG	5.71	128.43	115.30
2	I	977	LEU	CA-CB-CG	5.71	128.43	115.30
2	I	688	LEU	CA-CB-CG	5.70	128.41	115.30
2	I	1667	LEU	CA-CB-CG	5.34	127.57	115.30
2	G	1667	LEU	CA-CB-CG	5.33	127.57	115.30
2	B	1667	LEU	CA-CB-CG	5.32	127.53	115.30
2	E	1667	LEU	CA-CB-CG	5.32	127.53	115.30
2	G	4639	MET	C-N-CA	5.00	134.21	121.70
2	B	4639	MET	C-N-CA	5.00	134.21	121.70

There are no chirality outliers.

All (72) planarity outliers are listed below:

Mol	Chain	Res	Type	Group
1	A	8	SER	Peptide
2	B	139	GLU	Peptide
2	B	1676	LEU	Peptide
2	B	1690	ASP	Peptide

Continued on next page...

Continued from previous page...

Mol	Chain	Res	Type	Group
2	B	1712	TYR	Peptide
2	B	1795	PRO	Peptide
2	B	1828	ASP	Peptide
2	B	1840	PRO	Peptide
2	B	2291	GLN	Peptide
2	B	2343	GLY	Peptide
2	B	2472	LEU	Peptide
2	B	2807	TRP	Peptide
2	B	312	THR	Peptide
2	B	3971	GLY	Peptide
2	B	4666	VAL	Peptide
2	B	4807	PHE	Peptide
2	B	694	PRO	Peptide
2	B	808	TYR	Peptide
2	E	139	GLU	Peptide
2	E	1676	LEU	Peptide
2	E	1690	ASP	Peptide
2	E	1712	TYR	Peptide
2	E	1795	PRO	Peptide
2	E	1828	ASP	Peptide
2	E	1840	PRO	Peptide
2	E	2291	GLN	Peptide
2	E	2343	GLY	Peptide
2	E	2472	LEU	Peptide
2	E	2807	TRP	Peptide
2	E	312	THR	Peptide
2	E	3971	GLY	Peptide
2	E	4666	VAL	Peptide
2	E	4807	PHE	Peptide
2	E	694	PRO	Peptide
2	E	808	TYR	Peptide
1	F	8	SER	Peptide
2	G	139	GLU	Peptide
2	G	1676	LEU	Peptide
2	G	1690	ASP	Peptide
2	G	1712	TYR	Peptide
2	G	1795	PRO	Peptide
2	G	1828	ASP	Peptide
2	G	1840	PRO	Peptide
2	G	2291	GLN	Peptide
2	G	2343	GLY	Peptide
2	G	2472	LEU	Peptide

Continued on next page...

Continued from previous page...

Mol	Chain	Res	Type	Group
2	G	2807	TRP	Peptide
2	G	312	THR	Peptide
2	G	3971	GLY	Peptide
2	G	4666	VAL	Peptide
2	G	4807	PHE	Peptide
2	G	694	PRO	Peptide
2	G	808	TYR	Peptide
1	H	8	SER	Peptide
2	I	139	GLU	Peptide
2	I	1676	LEU	Peptide
2	I	1690	ASP	Peptide
2	I	1712	TYR	Peptide
2	I	1795	PRO	Peptide
2	I	1828	ASP	Peptide
2	I	1840	PRO	Peptide
2	I	2291	GLN	Peptide
2	I	2343	GLY	Peptide
2	I	2472	LEU	Peptide
2	I	2807	TRP	Peptide
2	I	312	THR	Peptide
2	I	3971	GLY	Peptide
2	I	4666	VAL	Peptide
2	I	4807	PHE	Peptide
2	I	694	PRO	Peptide
2	I	808	TYR	Peptide
1	J	8	SER	Peptide

5.2 Too-close contacts [i](#)

In the following table, the Non-H and H(model) columns list the number of non-hydrogen atoms and hydrogen atoms in the chain respectively. The H(added) column lists the number of hydrogen atoms added and optimized by MolProbity. The Clashes column lists the number of clashes within the asymmetric unit, whereas Symm-Clashes lists symmetry related clashes.

Mol	Chain	Non-H	H(model)	H(added)	Clashes	Symm-Clashes
1	A	818	0	824	15	0
1	F	818	0	824	13	0
1	H	818	0	824	12	0
1	J	818	0	824	14	0
2	B	29499	0	24747	289	0
2	E	29499	0	24747	286	0
2	G	29499	0	24747	288	0

Continued on next page...

Continued from previous page...

Mol	Chain	Non-H	H(model)	H(added)	Clashes	Symm-Clashes
2	I	29499	0	24748	285	0
3	B	31	0	12	2	0
3	E	31	0	12	2	0
3	G	31	0	12	2	0
3	I	31	0	12	2	0
4	B	14	0	10	1	0
4	E	14	0	10	1	0
4	G	14	0	10	1	0
4	I	14	0	10	1	0
5	B	1	0	0	0	0
5	E	1	0	0	0	0
5	G	1	0	0	0	0
5	I	1	0	0	0	0
6	B	1	0	0	0	0
6	E	1	0	0	0	0
6	G	1	0	0	0	0
6	I	1	0	0	0	0
All	All	121456	0	102373	1167	0

The all-atom clashscore is defined as the number of clashes found per 1000 atoms (including hydrogen atoms). The all-atom clashscore for this structure is 5.

All (1167) close contacts within the same asymmetric unit are listed below, sorted by their clash magnitude.

Atom-1	Atom-2	Interatomic distance (Å)	Clash overlap (Å)
2:B:4975:PHE:O	2:B:4979:THR:HG23	1.85	0.77
2:I:4975:PHE:O	2:I:4979:THR:HG23	1.85	0.76
2:E:4975:PHE:O	2:E:4979:THR:HG23	1.86	0.76
2:G:4975:PHE:O	2:G:4979:THR:HG23	1.86	0.76
2:G:5028:PHE:CE1	2:G:5032:TYR:CD2	2.78	0.71
2:I:5028:PHE:CE1	2:I:5032:TYR:CD2	2.78	0.71
2:B:5028:PHE:CE1	2:B:5032:TYR:CD2	2.78	0.71
2:E:5028:PHE:CE1	2:E:5032:TYR:CD2	2.78	0.70
2:E:2291:GLN:HB3	2:E:2294:ASP:H	1.57	0.70
2:G:2291:GLN:HB3	2:G:2294:ASP:H	1.57	0.70
2:I:2291:GLN:HB3	2:I:2294:ASP:H	1.57	0.68
2:B:2291:GLN:HB3	2:B:2294:ASP:H	1.57	0.67
2:G:788:LYS:HG2	2:G:1630:CYS:H	1.60	0.67
2:I:788:LYS:HG2	2:I:1630:CYS:H	1.60	0.66
2:E:788:LYS:HG2	2:E:1630:CYS:H	1.60	0.66
2:G:745:SER:HB2	2:G:758:ARG:HB3	1.78	0.66

Continued on next page...

Continued from previous page...

Atom-1	Atom-2	Interatomic distance (Å)	Clash overlap (Å)
2:I:745:SER:HB2	2:I:758:ARG:HB3	1.78	0.66
2:B:745:SER:HB2	2:B:758:ARG:HB3	1.78	0.66
2:E:745:SER:HB2	2:E:758:ARG:HB3	1.78	0.66
2:G:173:SER:HB3	2:G:178:ARG:H	1.61	0.65
2:B:173:SER:HB3	2:B:178:ARG:H	1.61	0.65
2:I:173:SER:HB3	2:I:178:ARG:H	1.61	0.65
2:B:788:LYS:HG2	2:B:1630:CYS:H	1.60	0.65
2:B:4860:ARG:HD2	2:E:4582:VAL:HG11	1.78	0.65
2:B:641:VAL:HG21	2:B:705:ASN:HA	1.79	0.65
2:E:641:VAL:HG21	2:E:705:ASN:HA	1.79	0.65
2:G:379:HIS:HD2	2:G:382:GLY:H	1.46	0.64
2:I:5028:PHE:CE1	2:I:5032:TYR:CE2	2.86	0.64
2:B:5028:PHE:CE1	2:B:5032:TYR:CE2	2.86	0.64
2:I:331:VAL:HG12	2:I:333:GLY:H	1.62	0.64
2:I:379:HIS:HD2	2:I:382:GLY:H	1.46	0.64
2:E:938:HIS:HB2	2:E:1054:GLU:HB2	1.79	0.64
2:E:379:HIS:HD2	2:E:382:GLY:H	1.46	0.63
2:E:4674:GLU:HG3	2:E:4714:ASN:HB3	1.81	0.63
2:G:5028:PHE:CE1	2:G:5032:TYR:CE2	2.86	0.63
2:G:664:PHE:HB2	2:G:746:CYS:HB2	1.80	0.63
2:B:938:HIS:HB2	2:B:1054:GLU:HB2	1.79	0.63
2:E:173:SER:HB3	2:E:178:ARG:H	1.61	0.63
2:I:2291:GLN:HB2	2:I:2295:LEU:HG	1.80	0.63
2:I:4582:VAL:HG11	2:G:4860:ARG:HD2	1.79	0.63
2:B:2291:GLN:HB2	2:B:2295:LEU:HG	1.80	0.63
2:B:4674:GLU:HG3	2:B:4714:ASN:HB3	1.81	0.63
2:E:5028:PHE:CE1	2:E:5032:TYR:CE2	2.86	0.63
2:I:938:HIS:HB2	2:I:1054:GLU:HB2	1.79	0.63
2:E:2291:GLN:HB2	2:E:2295:LEU:HG	1.80	0.63
2:G:4674:GLU:HG3	2:G:4714:ASN:HB3	1.81	0.63
2:G:641:VAL:HG21	2:G:705:ASN:HA	1.79	0.63
2:G:938:HIS:HB2	2:G:1054:GLU:HB2	1.79	0.63
2:G:331:VAL:HG12	2:G:333:GLY:H	1.62	0.63
2:E:174:VAL:O	2:G:2452:ARG:NH1	2.31	0.63
2:E:3937:TYR:O	2:E:4002:LYS:NZ	2.32	0.63
2:G:2291:GLN:HB2	2:G:2295:LEU:HG	1.80	0.63
2:I:664:PHE:HB2	2:I:746:CYS:HB2	1.80	0.63
2:I:641:VAL:HG21	2:I:705:ASN:HA	1.79	0.63
2:B:664:PHE:HB2	2:B:746:CYS:HB2	1.80	0.62
2:G:4957:LYS:HG2	2:G:4964:GLY:HA2	1.81	0.62
2:E:664:PHE:HB2	2:E:746:CYS:HB2	1.80	0.62

Continued on next page...

Continued from previous page...

Atom-1	Atom-2	Interatomic distance (Å)	Clash overlap (Å)
2:B:379:HIS:HD2	2:B:382:GLY:H	1.46	0.62
2:E:4957:LYS:HG2	2:E:4964:GLY:HA2	1.81	0.62
2:E:331:VAL:HG12	2:E:333:GLY:H	1.63	0.62
2:B:331:VAL:HG12	2:B:333:GLY:H	1.62	0.62
2:B:4582:VAL:HG11	2:I:4860:ARG:HD2	1.80	0.62
2:I:111:HIS:HD2	2:I:114:SER:H	1.48	0.62
2:B:3937:TYR:O	2:B:4002:LYS:NZ	2.32	0.62
2:I:3937:TYR:O	2:I:4002:LYS:NZ	2.32	0.62
2:G:111:HIS:HD2	2:G:114:SER:H	1.48	0.62
2:I:4674:GLU:HG3	2:I:4714:ASN:HB3	1.81	0.62
2:G:3937:TYR:O	2:G:4002:LYS:NZ	2.32	0.62
2:I:4957:LYS:HG2	2:I:4964:GLY:HA2	1.81	0.62
2:B:111:HIS:HD2	2:B:114:SER:H	1.48	0.61
2:B:4957:LYS:HG2	2:B:4964:GLY:HA2	1.81	0.61
2:E:281:ARG:NH2	2:E:309:THR:OG1	2.34	0.61
2:G:281:ARG:NH2	2:G:309:THR:OG1	2.34	0.61
2:E:472:ARG:NH2	2:E:3712:GLU:OE2	2.34	0.61
2:E:4985:LEU:HB2	3:E:5101:ATP:HN61	1.66	0.61
2:G:1700:ASP:OD2	2:G:1708:ARG:NH2	2.34	0.61
2:I:2755:ILE:HD13	2:I:2810:LYS:HG2	1.83	0.61
2:G:472:ARG:NH2	2:G:3712:GLU:OE2	2.34	0.60
2:B:2755:ILE:HD13	2:B:2810:LYS:HG2	1.83	0.60
2:E:111:HIS:HD2	2:E:114:SER:H	1.48	0.60
2:B:4985:LEU:HB2	3:B:5101:ATP:HN61	1.66	0.60
2:B:281:ARG:NH2	2:B:309:THR:OG1	2.34	0.60
2:B:472:ARG:NH2	2:B:3712:GLU:OE2	2.34	0.60
2:E:1700:ASP:OD2	2:E:1708:ARG:NH2	2.34	0.60
2:G:4985:LEU:HB2	3:G:5101:ATP:HN61	1.66	0.60
2:I:4985:LEU:HB2	3:I:5101:ATP:HN61	1.66	0.60
2:B:1700:ASP:OD2	2:B:1708:ARG:NH2	2.34	0.60
2:I:1700:ASP:OD2	2:I:1708:ARG:NH2	2.34	0.60
2:I:472:ARG:NH2	2:I:3712:GLU:OE2	2.34	0.60
2:E:2755:ILE:HD13	2:E:2810:LYS:HG2	1.83	0.59
2:B:110:ARG:HH21	2:B:115:ARG:HB3	1.67	0.59
2:G:646:PRO:HD2	2:G:779:PRO:HB2	1.84	0.59
2:G:2755:ILE:HD13	2:G:2810:LYS:HG2	1.83	0.59
2:E:4049:VAL:HG21	2:E:4159:ARG:HD2	1.85	0.59
2:B:4049:VAL:HG21	2:B:4159:ARG:HD2	1.85	0.59
2:I:646:PRO:HD2	2:I:779:PRO:HB2	1.84	0.59
2:B:497:TYR:HB3	2:B:500:ALA:HB2	1.85	0.59
2:E:3955:MET:HG3	2:E:4019:LEU:HD22	1.84	0.59

Continued on next page...

Continued from previous page...

Atom-1	Atom-2	Interatomic distance (Å)	Clash overlap (Å)
2:G:4049:VAL:HG21	2:G:4159:ARG:HD2	1.85	0.59
2:I:4049:VAL:HG21	2:I:4159:ARG:HD2	1.85	0.59
2:I:497:TYR:HB3	2:I:500:ALA:HB2	1.85	0.59
2:G:671:VAL:HG22	2:G:740:PRO:HG3	1.85	0.58
2:B:3805:LEU:HA	2:B:3809:ASN:HD22	1.68	0.58
2:E:646:PRO:HD2	2:E:779:PRO:HB2	1.84	0.58
2:G:1637:MET:SD	2:G:1708:ARG:NH1	2.77	0.58
2:I:281:ARG:NH2	2:I:309:THR:OG1	2.34	0.58
2:B:1637:MET:SD	2:B:1708:ARG:NH1	2.77	0.58
2:E:110:ARG:HH21	2:E:115:ARG:HB3	1.67	0.58
2:E:1519:UNK:HA	2:E:1526:UNK:HA	1.86	0.58
2:E:3805:LEU:HA	2:E:3809:ASN:HD22	1.68	0.58
1:F:42:ARG:HG2	2:E:1691:GLN:HG2	1.85	0.58
2:B:1519:UNK:HA	2:B:1526:UNK:HA	1.86	0.58
2:B:646:PRO:HD2	2:B:779:PRO:HB2	1.84	0.58
2:I:1637:MET:SD	2:I:1708:ARG:NH1	2.77	0.58
2:B:3955:MET:HG3	2:B:4019:LEU:HD22	1.84	0.58
2:B:671:VAL:HG22	2:B:740:PRO:HG3	1.85	0.58
2:G:110:ARG:HH21	2:G:115:ARG:HB3	1.67	0.58
2:G:2748:PRO:HD2	2:G:2751:LEU:HD12	1.86	0.58
2:I:110:ARG:HH21	2:I:115:ARG:HB3	1.67	0.58
2:E:5028:PHE:CE1	2:E:5032:TYR:HD2	2.21	0.58
2:E:671:VAL:HG22	2:E:740:PRO:HG3	1.85	0.58
2:G:3955:MET:HG3	2:G:4019:LEU:HD22	1.84	0.58
2:E:1637:MET:SD	2:E:1708:ARG:NH1	2.77	0.58
2:I:1691:GLN:HE22	2:I:1802:ILE:HG12	1.69	0.58
2:I:2748:PRO:HD2	2:I:2751:LEU:HD12	1.86	0.58
2:B:1691:GLN:HE22	2:B:1802:ILE:HG12	1.69	0.58
2:B:2452:ARG:NH1	2:I:174:VAL:O	2.37	0.58
2:B:5028:PHE:CE1	2:B:5032:TYR:HD2	2.21	0.58
2:G:497:TYR:HB3	2:G:500:ALA:HB2	1.85	0.58
2:I:609:CYS:SG	2:I:610:ASN:N	2.77	0.58
2:B:1079:LYS:NZ	2:B:1107:PRO:O	2.37	0.58
2:E:2748:PRO:HD2	2:E:2751:LEU:HD12	1.86	0.58
1:H:92:PRO:HD3	2:G:627:PRO:HB2	1.86	0.58
2:I:3955:MET:HG3	2:I:4019:LEU:HD22	1.84	0.58
2:E:1812:LEU:HD21	2:E:1861:GLN:HG2	1.85	0.58
2:G:5028:PHE:CE1	2:G:5032:TYR:HD2	2.21	0.58
2:I:5028:PHE:CE1	2:I:5032:TYR:HD2	2.21	0.58
2:E:609:CYS:SG	2:E:610:ASN:N	2.77	0.57
2:G:3805:LEU:HA	2:G:3809:ASN:HD22	1.68	0.57

Continued on next page...

Continued from previous page...

Atom-1	Atom-2	Interatomic distance (Å)	Clash overlap (Å)
2:G:609:CYS:SG	2:G:610:ASN:N	2.77	0.57
2:I:1079:LYS:NZ	2:I:1107:PRO:O	2.37	0.57
2:I:426:ARG:HB2	2:I:506:TYR:HA	1.86	0.57
2:E:952:LYS:HB3	2:E:968:ALA:HB1	1.86	0.57
2:B:174:VAL:O	2:E:2452:ARG:NH1	2.37	0.57
2:B:1812:LEU:HD21	2:B:1861:GLN:HG2	1.85	0.57
2:B:609:CYS:SG	2:B:610:ASN:N	2.77	0.57
2:B:952:LYS:HB3	2:B:968:ALA:HB1	1.87	0.57
2:E:1079:LYS:NZ	2:E:1107:PRO:O	2.37	0.57
2:G:1691:GLN:HE22	2:G:1802:ILE:HG12	1.69	0.57
2:G:2751:LEU:HD11	2:G:2823:ILE:HG21	1.86	0.57
2:I:3805:LEU:HA	2:I:3809:ASN:HD22	1.68	0.57
2:I:4232:GLU:OE2	2:I:5017:ARG:NH1	2.38	0.57
2:B:2751:LEU:HD11	2:B:2823:ILE:HG21	1.86	0.57
2:B:683:ARG:NH1	2:B:707:VAL:O	2.37	0.57
2:E:497:TYR:HB3	2:E:500:ALA:HB2	1.85	0.57
2:G:1519:UNK:HA	2:G:1526:UNK:HA	1.86	0.57
2:E:426:ARG:HB2	2:E:506:TYR:HA	1.86	0.57
2:G:1812:LEU:HD21	2:G:1861:GLN:HG2	1.85	0.57
2:I:2452:ARG:NH1	2:G:174:VAL:O	2.36	0.57
2:I:1812:LEU:HD21	2:I:1861:GLN:HG2	1.85	0.57
2:B:2748:PRO:HD2	2:B:2751:LEU:HD12	1.86	0.57
2:E:1743:ARG:O	2:E:1964:ARG:NH2	2.38	0.57
2:E:4860:ARG:HD2	2:G:4582:VAL:HG11	1.86	0.57
2:G:1079:LYS:NZ	2:G:1107:PRO:O	2.37	0.57
2:I:2751:LEU:HD11	2:I:2823:ILE:HG21	1.86	0.57
2:B:1743:ARG:O	2:B:1964:ARG:NH2	2.38	0.57
2:I:1519:UNK:HA	2:I:1526:UNK:HA	1.86	0.57
2:B:426:ARG:HB2	2:B:506:TYR:HA	1.86	0.57
2:E:2751:LEU:HD11	2:E:2823:ILE:HG21	1.86	0.57
2:I:671:VAL:HG22	2:I:740:PRO:HG3	1.85	0.57
2:B:4232:GLU:OE2	2:B:5017:ARG:NH1	2.38	0.57
2:G:1743:ARG:O	2:G:1964:ARG:NH2	2.38	0.57
2:G:426:ARG:HB2	2:G:506:TYR:HA	1.86	0.57
2:G:952:LYS:HB3	2:G:968:ALA:HB1	1.87	0.56
2:E:1691:GLN:HE22	2:E:1802:ILE:HG12	1.69	0.56
2:G:2420:HIS:ND1	2:G:2493:UNK:O	2.38	0.56
2:I:2420:HIS:ND1	2:I:2493:UNK:O	2.38	0.56
2:B:1721:GLU:OE2	2:B:1725:ARG:NH2	2.39	0.56
2:I:952:LYS:HB3	2:I:968:ALA:HB1	1.87	0.56
2:I:1743:ARG:O	2:I:1964:ARG:NH2	2.38	0.56

Continued on next page...

Continued from previous page...

Atom-1	Atom-2	Interatomic distance (Å)	Clash overlap (Å)
2:G:4673:ARG:HH22	2:G:4698:LYS:HB2	1.71	0.56
2:E:2420:HIS:ND1	2:E:2493:UNK:O	2.38	0.56
2:E:2770:LYS:HB3	2:E:2775:TRP:HB2	1.88	0.56
2:I:315:CYS:SG	2:I:316:PHE:N	2.79	0.56
1:F:55:VAL:HA	2:E:1784:ALA:HA	1.88	0.56
2:E:717:ASP:OD1	2:E:720:HIS:ND1	2.39	0.56
2:G:345:LEU:HD23	2:G:389:PHE:HB3	1.88	0.56
2:B:2770:LYS:HB3	2:B:2775:TRP:HB2	1.88	0.56
2:E:1721:GLU:OE2	2:E:1725:ARG:NH2	2.38	0.56
2:E:345:LEU:HD23	2:E:389:PHE:HB3	1.88	0.55
2:G:1721:GLU:OE2	2:G:1725:ARG:NH2	2.39	0.55
2:G:683:ARG:NH1	2:G:707:VAL:O	2.37	0.55
2:B:111:HIS:CD2	2:B:114:SER:H	2.25	0.55
2:B:4673:ARG:HH22	2:B:4698:LYS:HB2	1.71	0.55
2:E:4232:GLU:OE2	2:E:5017:ARG:NH1	2.38	0.55
2:E:683:ARG:NH1	2:E:707:VAL:O	2.37	0.55
2:G:717:ASP:OD1	2:G:720:HIS:ND1	2.39	0.55
2:B:463:GLU:OE2	2:B:467:LYS:NZ	2.40	0.55
2:E:4673:ARG:HH22	2:E:4698:LYS:HB2	1.71	0.55
2:G:4232:GLU:OE2	2:G:5017:ARG:NH1	2.38	0.55
2:I:111:HIS:CD2	2:I:114:SER:H	2.25	0.55
2:I:4231:MET:HE1	2:I:4960:ILE:HA	1.88	0.55
2:G:1685:LEU:HA	2:G:1688:HIS:HD2	1.72	0.55
2:G:315:CYS:SG	2:G:316:PHE:N	2.79	0.55
2:G:4983:HIS:HB2	2:G:4988:TYR:HE2	1.72	0.55
2:I:1685:LEU:HA	2:I:1688:HIS:HD2	1.72	0.55
2:G:4104:THR:HG22	2:G:4106:PRO:HD2	1.89	0.55
2:G:4666:VAL:HG23	2:G:4669:VAL:HB	1.89	0.55
2:I:4666:VAL:HG23	2:I:4669:VAL:HB	1.89	0.55
2:G:111:HIS:CD2	2:G:114:SER:H	2.25	0.55
2:I:345:LEU:HD23	2:I:389:PHE:HB3	1.88	0.55
2:I:4104:THR:HG22	2:I:4106:PRO:HD2	1.89	0.55
2:I:463:GLU:OE2	2:I:467:LYS:NZ	2.40	0.55
2:I:683:ARG:NH1	2:I:707:VAL:O	2.37	0.55
2:G:2770:LYS:HB3	2:G:2775:TRP:HB2	1.88	0.55
2:B:2420:HIS:ND1	2:B:2493:UNK:O	2.38	0.55
2:E:3889:GLN:OE1	2:E:3960:GLN:NE2	2.40	0.55
2:I:635:THR:HB	2:I:1639:LEU:HD23	1.88	0.55
2:B:717:ASP:OD1	2:B:720:HIS:ND1	2.39	0.55
2:E:1671:ARG:NH2	2:E:1710:GLY:O	2.40	0.55
2:E:2002:PRO:HA	2:E:2005:GLN:HB3	1.89	0.55

Continued on next page...

Continued from previous page...

Atom-1	Atom-2	Interatomic distance (Å)	Clash overlap (Å)
2:I:4673:ARG:HH22	2:I:4698:LYS:HB2	1.71	0.55
2:B:635:THR:HB	2:B:1639:LEU:HD23	1.88	0.55
2:B:2326:CYS:SG	2:B:2327:GLY:N	2.80	0.55
2:B:4104:THR:HG22	2:B:4106:PRO:HD2	1.89	0.55
2:G:2326:CYS:SG	2:G:2327:GLY:N	2.80	0.55
2:I:675:LEU:HD11	2:I:1633:PRO:HB3	1.89	0.55
2:I:2770:LYS:HB3	2:I:2775:TRP:HB2	1.88	0.55
2:I:3889:GLN:OE1	2:I:3960:GLN:NE2	2.40	0.55
2:I:4983:HIS:HB2	2:I:4988:TYR:HE2	1.72	0.55
2:I:717:ASP:OD1	2:I:720:HIS:ND1	2.39	0.55
2:B:972:LEU:O	2:B:1044:ARG:NH2	2.40	0.54
2:B:345:LEU:HD23	2:B:389:PHE:HB3	1.88	0.54
2:E:4983:HIS:HB2	2:E:4988:TYR:HE2	1.72	0.54
2:G:675:LEU:HD11	2:G:1633:PRO:HB3	1.89	0.54
2:G:635:THR:HB	2:G:1639:LEU:HD23	1.88	0.54
2:I:1721:GLU:OE2	2:I:1725:ARG:NH2	2.39	0.54
2:I:2002:PRO:HA	2:I:2005:GLN:HB3	1.89	0.54
2:B:3889:GLN:OE1	2:B:3960:GLN:NE2	2.40	0.54
2:B:614:VAL:HG22	2:B:616:SER:H	1.73	0.54
2:B:1685:LEU:HA	2:B:1688:HIS:HD2	1.72	0.54
2:E:19:GLU:HB2	2:E:206:CYS:HB3	1.90	0.54
2:E:4228:ALA:O	2:E:4232:GLU:N	2.40	0.54
2:G:3889:GLN:OE1	2:G:3960:GLN:NE2	2.40	0.54
2:I:972:LEU:O	2:I:1044:ARG:NH2	2.40	0.54
2:B:4209:GLN:HE22	2:B:4560:TYR:HE2	1.56	0.54
2:G:463:GLU:OE2	2:G:467:LYS:NZ	2.40	0.54
2:B:315:CYS:SG	2:B:316:PHE:N	2.79	0.54
2:B:4983:HIS:HB2	2:B:4988:TYR:HE2	1.72	0.54
2:E:4104:THR:HG22	2:E:4106:PRO:HD2	1.89	0.54
2:E:614:VAL:HG22	2:E:616:SER:H	1.73	0.54
2:G:1764:GLY:HA3	2:G:1859:VAL:HG11	1.90	0.54
2:G:695:TYR:OH	2:G:1073:ARG:NH1	2.40	0.54
2:I:1671:ARG:NH2	2:I:1710:GLY:O	2.40	0.54
2:I:19:GLU:HB2	2:I:206:CYS:HB3	1.90	0.54
2:B:1671:ARG:NH2	2:B:1710:GLY:O	2.40	0.54
2:E:2326:CYS:SG	2:E:2327:GLY:N	2.80	0.54
2:E:463:GLU:OE2	2:E:467:LYS:NZ	2.40	0.54
2:I:2326:CYS:SG	2:I:2327:GLY:N	2.80	0.54
2:B:580:GLU:HG2	2:B:583:ILE:HD11	1.89	0.54
2:E:395:GLN:HG3	2:E:397:GLU:H	1.73	0.54
2:G:395:GLN:HG3	2:G:397:GLU:H	1.73	0.54

Continued on next page...

Continued from previous page...

Atom-1	Atom-2	Interatomic distance (Å)	Clash overlap (Å)
2:I:4924:VAL:HA	2:I:4928:LEU:HB2	1.90	0.54
2:B:4666:VAL:HG23	2:B:4669:VAL:HB	1.89	0.54
2:E:1685:LEU:HA	2:E:1688:HIS:HD2	1.72	0.54
2:G:19:GLU:HB2	2:G:206:CYS:HB3	1.90	0.54
2:G:4982:GLU:HA	2:G:4982:GLU:OE1	2.08	0.54
2:G:689:THR:H	2:G:778:PHE:HE2	1.55	0.54
2:B:689:THR:H	2:B:778:PHE:HE2	1.55	0.54
2:E:1764:GLY:HA3	2:E:1859:VAL:HG11	1.90	0.54
2:G:1671:ARG:NH2	2:G:1710:GLY:O	2.40	0.54
2:G:4209:GLN:HE22	2:G:4560:TYR:HE2	1.56	0.54
2:B:19:GLU:HB2	2:B:206:CYS:HB3	1.90	0.53
2:G:2002:PRO:HA	2:G:2005:GLN:HB3	1.89	0.53
2:I:4674:GLU:HB3	2:I:4715:TYR:HB2	1.90	0.53
2:I:606:LEU:HG	2:I:617:ASN:HD22	1.73	0.53
2:I:637:LEU:HD23	2:I:1637:MET:HB3	1.90	0.53
2:E:4152:GLU:OE2	2:E:4180:ARG:NH1	2.42	0.53
2:E:4666:VAL:HG23	2:E:4669:VAL:HB	1.89	0.53
2:E:635:THR:HB	2:E:1639:LEU:HD23	1.88	0.53
2:G:637:LEU:HD23	2:G:1637:MET:HB3	1.90	0.53
2:B:1764:GLY:HA3	2:B:1859:VAL:HG11	1.90	0.53
2:E:972:LEU:O	2:E:1044:ARG:NH2	2.41	0.53
2:E:313:SER:HB3	2:E:351:VAL:HB	1.91	0.53
2:E:580:GLU:HG2	2:E:583:ILE:HD11	1.89	0.53
2:G:4924:VAL:HA	2:G:4928:LEU:HB2	1.90	0.53
2:G:606:LEU:HG	2:G:617:ASN:HD22	1.73	0.53
2:B:675:LEU:HD11	2:B:1633:PRO:HB3	1.89	0.53
2:E:111:HIS:CD2	2:E:114:SER:H	2.25	0.53
2:I:1152:MET:HB2	2:I:1161:ILE:HB	1.91	0.53
2:I:4152:GLU:OE2	2:I:4180:ARG:NH1	2.42	0.53
2:I:689:THR:H	2:I:778:PHE:HE2	1.55	0.53
2:B:4152:GLU:OE2	2:B:4180:ARG:NH1	2.42	0.53
2:G:972:LEU:O	2:G:1044:ARG:NH2	2.40	0.53
2:B:1247:PRO:HA	2:B:1598:GLN:HA	1.91	0.53
2:E:675:LEU:HD11	2:E:1633:PRO:HB3	1.89	0.53
2:I:313:SER:HB3	2:I:351:VAL:HB	1.91	0.53
2:I:614:VAL:HG22	2:I:616:SER:H	1.73	0.53
2:B:4674:GLU:HB3	2:B:4715:TYR:HB2	1.90	0.53
2:B:4982:GLU:OE1	2:B:4982:GLU:HA	2.08	0.53
2:E:4982:GLU:HA	2:E:4982:GLU:OE1	2.08	0.53
2:I:1764:GLY:HA3	2:I:1859:VAL:HG11	1.90	0.53
2:E:315:CYS:SG	2:E:316:PHE:N	2.79	0.53

Continued on next page...

Continued from previous page...

Atom-1	Atom-2	Interatomic distance (Å)	Clash overlap (Å)
2:G:4152:GLU:OE2	2:G:4180:ARG:NH1	2.42	0.53
2:I:395:GLN:HG3	2:I:397:GLU:H	1.73	0.53
2:I:4209:GLN:HE22	2:I:4560:TYR:HE2	1.56	0.53
2:I:695:TYR:OH	2:I:1073:ARG:NH1	2.40	0.53
1:J:7:ILE:HB	1:J:71:ARG:HB3	1.91	0.53
1:A:7:ILE:HB	1:A:71:ARG:HB3	1.91	0.53
2:B:4924:VAL:HA	2:B:4928:LEU:HB2	1.90	0.53
2:B:4961:CYS:HB3	2:B:4983:HIS:CE1	2.44	0.53
2:B:4960:ILE:HD11	2:B:4985:LEU:HD23	1.91	0.53
2:E:1092:PHE:HB3	2:E:1149:VAL:HB	1.90	0.53
2:E:1247:PRO:HA	2:E:1598:GLN:HA	1.91	0.53
2:E:4961:CYS:HB3	2:E:4983:HIS:CE1	2.44	0.53
2:G:1092:PHE:HB3	2:G:1149:VAL:HB	1.90	0.53
2:G:3781:GLN:HA	2:G:3784:SER:HB3	1.91	0.53
2:G:580:GLU:HG2	2:G:583:ILE:HD11	1.89	0.53
2:B:313:SER:HB3	2:B:351:VAL:HB	1.91	0.53
2:B:395:GLN:HG3	2:B:397:GLU:H	1.73	0.53
2:B:606:LEU:HG	2:B:617:ASN:HD22	1.73	0.53
2:E:4231:MET:HE1	2:E:4960:ILE:HA	1.91	0.53
1:F:92:PRO:HD3	2:E:627:PRO:HB2	1.90	0.53
2:I:4961:CYS:HB3	2:I:4983:HIS:CE1	2.44	0.53
2:I:4960:ILE:HD11	2:I:4985:LEU:HD23	1.91	0.53
2:E:4924:VAL:HA	2:E:4928:LEU:HB2	1.90	0.52
2:G:1152:MET:HB2	2:G:1161:ILE:HB	1.91	0.52
2:G:313:SER:HB3	2:G:351:VAL:HB	1.91	0.52
2:G:4961:CYS:HB3	2:G:4983:HIS:CE1	2.44	0.52
2:I:911:HIS:O	2:I:918:ARG:NH2	2.42	0.52
2:B:911:HIS:O	2:B:918:ARG:NH2	2.42	0.52
2:E:3781:GLN:HA	2:E:3784:SER:HB3	1.91	0.52
1:F:7:ILE:HB	1:F:71:ARG:HB3	1.91	0.52
2:G:4978:HIS:HA	2:G:4982:GLU:HB2	1.91	0.52
2:I:4743:MET:HB3	2:I:4746:ALA:HB3	1.92	0.52
2:I:4860:ARG:HG3	2:I:4876:CYS:HB3	1.91	0.52
2:I:580:GLU:HG2	2:I:583:ILE:HD11	1.89	0.52
2:B:1152:MET:HB2	2:B:1161:ILE:HB	1.91	0.52
2:B:2002:PRO:HA	2:B:2005:GLN:HB3	1.89	0.52
2:B:683:ARG:HB2	2:B:782:SER:HB3	1.92	0.52
2:G:1247:PRO:HA	2:G:1598:GLN:HA	1.91	0.52
2:I:1092:PHE:HB3	2:I:1149:VAL:HB	1.90	0.52
2:B:132:ALA:HA	2:B:194:SER:HB2	1.91	0.52
2:G:143:GLY:HA3	2:G:147:TRP:HE1	1.75	0.52

Continued on next page...

Continued from previous page...

Atom-1	Atom-2	Interatomic distance (Å)	Clash overlap (Å)
2:I:143:GLY:HA3	2:I:147:TRP:HE1	1.75	0.52
2:I:683:ARG:HB2	2:I:782:SER:HB3	1.92	0.52
2:B:4860:ARG:HG3	2:B:4876:CYS:HB3	1.92	0.52
1:A:34:LYS:HD3	2:B:629:ARG:HD2	1.92	0.52
2:B:637:LEU:HD23	2:B:1637:MET:HB3	1.90	0.52
2:I:4982:GLU:HA	2:I:4982:GLU:OE1	2.08	0.52
2:E:1152:MET:HB2	2:E:1161:ILE:HB	1.91	0.52
2:E:143:GLY:HA3	2:E:147:TRP:HE1	1.75	0.52
2:I:3781:GLN:HA	2:I:3784:SER:HB3	1.91	0.52
2:I:488:LEU:HD23	2:I:491:ILE:HD12	1.92	0.52
2:E:4674:GLU:HB3	2:E:4715:TYR:HB2	1.90	0.52
2:E:606:LEU:HG	2:E:617:ASN:HD22	1.73	0.52
2:E:637:LEU:HD23	2:E:1637:MET:HB3	1.90	0.52
2:G:1698:LEU:N	2:G:1712:TYR:OH	2.43	0.52
2:G:4674:GLU:HB3	2:G:4715:TYR:HB2	1.90	0.52
2:G:4960:ILE:HD11	2:G:4985:LEU:HD23	1.91	0.52
2:G:614:VAL:HG22	2:G:616:SER:H	1.73	0.52
2:G:683:ARG:HB2	2:G:782:SER:HB3	1.92	0.52
2:B:1092:PHE:HB3	2:B:1149:VAL:HB	1.90	0.52
2:E:465:GLN:HG3	2:E:3710:LEU:HB3	1.92	0.52
2:E:4743:MET:HB3	2:E:4746:ALA:HB3	1.91	0.52
2:E:4960:ILE:HD11	2:E:4985:LEU:HD23	1.91	0.52
2:G:465:GLN:HG3	2:G:3710:LEU:HB3	1.92	0.52
2:E:132:ALA:HA	2:E:194:SER:HB2	1.91	0.52
2:G:4860:ARG:HG3	2:G:4876:CYS:HB3	1.91	0.52
2:B:4749:GLU:HA	2:B:4752:ALA:HB3	1.93	0.51
2:B:4978:HIS:HA	2:B:4982:GLU:HB2	1.91	0.51
2:E:4209:GLN:HE22	2:E:4560:TYR:HE2	1.56	0.51
2:E:4798:MET:HA	2:E:4801:LEU:HB2	1.91	0.51
2:E:4865:LYS:HG3	2:E:4875:LYS:HZ3	1.76	0.51
2:E:4978:HIS:HA	2:E:4982:GLU:HB2	1.91	0.51
2:E:683:ARG:HB2	2:E:782:SER:HB3	1.92	0.51
2:E:689:THR:H	2:E:778:PHE:HE2	1.55	0.51
2:G:707:VAL:HG23	2:G:713:SER:HB2	1.92	0.51
1:H:55:VAL:HA	2:G:1784:ALA:HA	1.92	0.51
2:I:707:VAL:HG23	2:I:713:SER:HB2	1.92	0.51
2:B:143:GLY:HA3	2:B:147:TRP:HE1	1.75	0.51
2:B:707:VAL:HG23	2:B:713:SER:HB2	1.92	0.51
2:E:695:TYR:OH	2:E:1073:ARG:NH1	2.40	0.51
2:E:470:SER:O	2:E:474:ARG:NE	2.40	0.51
2:G:309:THR:O	2:G:313:SER:OG	2.28	0.51

Continued on next page...

Continued from previous page...

Atom-1	Atom-2	Interatomic distance (Å)	Clash overlap (Å)
2:G:4743:MET:HB3	2:G:4746:ALA:HB3	1.91	0.51
2:G:4798:MET:HA	2:G:4801:LEU:HB2	1.91	0.51
2:I:1247:PRO:HA	2:I:1598:GLN:HA	1.91	0.51
2:I:1516:UNK:N	2:I:1529:UNK:O	2.43	0.51
2:I:465:GLN:HG3	2:I:3710:LEU:HB3	1.92	0.51
2:B:465:GLN:HG3	2:B:3710:LEU:HB3	1.92	0.51
2:B:695:TYR:OH	2:B:1073:ARG:NH1	2.40	0.51
2:E:309:THR:O	2:E:313:SER:OG	2.28	0.51
2:E:488:LEU:HD23	2:E:491:ILE:HD12	1.92	0.51
2:G:4749:GLU:HA	2:G:4752:ALA:HB3	1.93	0.51
2:G:5028:PHE:HE1	2:G:5032:TYR:CE2	2.29	0.51
2:G:911:HIS:O	2:G:918:ARG:NH2	2.42	0.51
2:I:164:ARG:N	2:I:167:ASP:OD2	2.44	0.51
2:I:1698:LEU:N	2:I:1712:TYR:OH	2.43	0.51
2:B:3781:GLN:HA	2:B:3784:SER:HB3	1.91	0.51
2:B:4798:MET:HA	2:B:4801:LEU:HB2	1.91	0.51
2:B:4865:LYS:HG3	2:B:4875:LYS:HZ3	1.76	0.51
2:E:4749:GLU:HA	2:E:4752:ALA:HB3	1.93	0.51
2:G:132:ALA:HA	2:G:194:SER:HB2	1.91	0.51
1:A:42:ARG:HG2	2:B:1691:GLN:HG2	1.92	0.51
2:B:1698:LEU:N	2:B:1712:TYR:OH	2.43	0.51
2:E:1698:LEU:N	2:E:1712:TYR:OH	2.43	0.51
2:E:485:SER:O	2:E:489:ASN:N	2.37	0.51
2:I:4749:GLU:HA	2:I:4752:ALA:HB3	1.92	0.51
2:I:4798:MET:HA	2:I:4801:LEU:HB2	1.91	0.51
2:I:4978:HIS:HA	2:I:4982:GLU:HB2	1.91	0.51
2:B:309:THR:O	2:B:313:SER:OG	2.29	0.51
2:B:488:LEU:HD23	2:B:491:ILE:HD12	1.92	0.51
2:B:5028:PHE:HE1	2:B:5032:TYR:CE2	2.29	0.51
2:E:1516:UNK:N	2:E:1529:UNK:O	2.43	0.51
2:E:707:VAL:HG23	2:E:713:SER:HB2	1.92	0.51
2:G:1516:UNK:N	2:G:1529:UNK:O	2.43	0.51
2:E:1095:VAL:HB	2:E:1199:VAL:HG23	1.93	0.51
2:E:718:GLY:HA3	2:E:737:LEU:HA	1.93	0.51
2:G:1095:VAL:HB	2:G:1199:VAL:HG23	1.93	0.51
1:H:7:ILE:HB	1:H:71:ARG:HB3	1.91	0.51
2:I:4865:LYS:HG3	2:I:4875:LYS:HZ3	1.76	0.51
2:E:2196:ASN:OD1	2:E:2199:ARG:NH1	2.40	0.51
2:G:4231:MET:HE1	2:G:4960:ILE:HA	1.93	0.51
1:H:42:ARG:HG2	2:G:1691:GLN:HG2	1.92	0.51
2:E:4860:ARG:HG3	2:E:4876:CYS:HB3	1.92	0.51

Continued on next page...

Continued from previous page...

Atom-1	Atom-2	Interatomic distance (Å)	Clash overlap (Å)
2:G:718:GLY:HA3	2:G:737:LEU:HA	1.93	0.51
2:B:4743:MET:HB3	2:B:4746:ALA:HB3	1.92	0.51
2:I:132:ALA:HA	2:I:194:SER:HB2	1.91	0.51
2:B:1516:UNK:N	2:B:1529:UNK:O	2.43	0.50
2:B:4231:MET:HE1	2:B:4960:ILE:HA	1.92	0.50
2:G:2868:SER:O	2:G:2872:GLN:N	2.45	0.50
2:B:1095:VAL:HB	2:B:1199:VAL:HG23	1.93	0.50
2:G:1679:ASN:ND2	2:G:1798:LEU:O	2.45	0.50
1:A:21:THR:HA	1:A:49:ARG:HA	1.94	0.50
1:A:82:TYR:O	1:A:86:GLY:N	2.45	0.50
2:B:164:ARG:N	2:B:167:ASP:OD2	2.44	0.50
2:I:1095:VAL:HB	2:I:1199:VAL:HG23	1.93	0.50
2:E:241:GLN:O	2:E:289:ARG:NH1	2.38	0.50
2:E:2868:SER:O	2:E:2872:GLN:N	2.45	0.50
2:E:359:TYR:HA	2:E:376:ALA:HA	1.94	0.50
1:F:21:THR:HA	1:F:49:ARG:HA	1.94	0.50
2:G:359:TYR:HA	2:G:376:ALA:HA	1.93	0.50
2:G:488:LEU:HD23	2:G:491:ILE:HD12	1.92	0.50
2:I:470:SER:O	2:I:474:ARG:NE	2.40	0.50
2:I:242:ARG:NH1	2:I:481:GLU:OE1	2.45	0.50
1:J:34:LYS:HD3	2:I:629:ARG:HD2	1.93	0.50
2:B:242:ARG:NH1	2:B:481:GLU:OE1	2.45	0.50
2:E:911:HIS:O	2:E:918:ARG:NH2	2.42	0.50
2:I:1679:ASN:ND2	2:I:1798:LEU:O	2.45	0.50
1:J:82:TYR:O	1:J:86:GLY:N	2.45	0.50
2:E:5028:PHE:HE1	2:E:5032:TYR:CE2	2.29	0.50
2:I:309:THR:O	2:I:313:SER:OG	2.29	0.50
2:E:1679:ASN:ND2	2:E:1798:LEU:O	2.45	0.50
2:E:242:ARG:NH1	2:E:481:GLU:OE1	2.45	0.50
2:I:2042:CYS:SG	2:I:2043:GLY:N	2.83	0.50
2:B:4996:ILE:HG12	4:B:5102:CFF:H123	1.94	0.50
2:I:1727:ARG:NH2	2:I:1773:PRO:O	2.44	0.50
2:I:243:ARG:NH1	2:I:301:VAL:O	2.39	0.50
2:E:4996:ILE:HG12	4:E:5102:CFF:H123	1.94	0.50
2:B:1679:ASN:ND2	2:B:1798:LEU:O	2.45	0.49
2:B:4976:GLU:HA	2:B:4979:THR:HG23	1.94	0.49
2:E:243:ARG:NH1	2:E:301:VAL:O	2.39	0.49
2:E:3850:GLN:HB3	2:E:3873:LYS:HD3	1.94	0.49
2:G:3850:GLN:HB3	2:G:3873:LYS:HD3	1.94	0.49
2:G:470:SER:O	2:G:474:ARG:NE	2.40	0.49
2:I:572:PRO:HA	2:I:575:LEU:HD13	1.94	0.49

Continued on next page...

Continued from previous page...

Atom-1	Atom-2	Interatomic distance (Å)	Clash overlap (Å)
2:I:886:ARG:HB3	2:I:891:TRP:HB2	1.94	0.49
1:J:21:THR:HA	1:J:49:ARG:HA	1.94	0.49
2:B:2196:ASN:OD1	2:B:2199:ARG:NH1	2.40	0.49
2:B:572:PRO:HA	2:B:575:LEU:HD13	1.94	0.49
2:B:718:GLY:HA3	2:B:737:LEU:HA	1.93	0.49
2:E:41:GLY:O	2:E:45:ARG:NH1	2.45	0.49
2:G:2438:PRO:HB3	2:G:2453:ILE:HB	1.95	0.49
2:G:4865:LYS:HG3	2:G:4875:LYS:HZ3	1.76	0.49
1:H:82:TYR:O	1:H:86:GLY:N	2.45	0.49
2:B:886:ARG:HB3	2:B:891:TRP:HB2	1.94	0.49
2:E:886:ARG:HB3	2:E:891:TRP:HB2	1.94	0.49
2:G:164:ARG:N	2:G:167:ASP:OD2	2.44	0.49
2:G:2196:ASN:OD1	2:G:2199:ARG:NH1	2.40	0.49
2:I:2131:LEU:HD23	2:I:3662:ILE:HB	1.94	0.49
2:I:4228:ALA:O	2:I:4232:GLU:N	2.40	0.49
1:J:92:PRO:HD3	2:I:627:PRO:HB2	1.93	0.49
1:A:55:VAL:HA	2:B:1784:ALA:HA	1.94	0.49
2:B:241:GLN:O	2:B:289:ARG:NH1	2.38	0.49
2:B:470:SER:O	2:B:474:ARG:NE	2.40	0.49
2:E:1727:ARG:NH2	2:E:1773:PRO:O	2.44	0.49
2:G:886:ARG:HB3	2:G:891:TRP:HB2	1.94	0.49
2:I:2438:PRO:HB3	2:I:2453:ILE:HB	1.94	0.49
2:I:4996:ILE:HG12	4:I:5102:CFF:H123	1.94	0.49
2:I:718:GLY:HA3	2:I:737:LEU:HA	1.93	0.49
2:B:2438:PRO:HB3	2:B:2453:ILE:HB	1.94	0.49
2:B:41:GLY:O	2:B:45:ARG:NH1	2.45	0.49
2:G:4976:GLU:HA	2:G:4979:THR:HG23	1.94	0.49
2:I:596:ASN:HB3	2:I:599:VAL:HG22	1.95	0.49
2:B:2131:LEU:HD23	2:B:3662:ILE:HB	1.94	0.49
2:B:596:ASN:HB3	2:B:599:VAL:HG22	1.95	0.49
2:E:161:GLU:HA	2:G:3984:ARG:HH22	1.77	0.49
2:E:2438:PRO:HB3	2:E:2453:ILE:HB	1.95	0.49
2:G:4904:PRO:HB3	2:G:4913:ARG:HD2	1.95	0.49
2:I:2196:ASN:OD1	2:I:2199:ARG:NH1	2.40	0.49
2:I:2868:SER:O	2:I:2872:GLN:N	2.44	0.49
2:I:4904:PRO:HB3	2:I:4913:ARG:HD2	1.95	0.49
2:I:500:ALA:HB1	2:I:504:ALA:HB2	1.95	0.49
2:B:290:TYR:O	2:B:302:VAL:N	2.46	0.49
2:E:164:ARG:N	2:E:167:ASP:OD2	2.44	0.49
2:G:2346:VAL:HG22	2:G:2348:GLU:H	1.78	0.49
2:G:500:ALA:HB1	2:G:504:ALA:HB2	1.95	0.49

Continued on next page...

Continued from previous page...

Atom-1	Atom-2	Interatomic distance (Å)	Clash overlap (Å)
1:H:21:THR:HA	1:H:49:ARG:HA	1.94	0.49
1:F:82:TYR:O	1:F:86:GLY:N	2.45	0.49
2:I:359:TYR:HA	2:I:376:ALA:HA	1.93	0.49
2:B:359:TYR:HA	2:B:376:ALA:HA	1.93	0.49
2:E:572:PRO:HA	2:E:575:LEU:HD13	1.94	0.49
2:I:4976:GLU:HA	2:I:4979:THR:HG23	1.94	0.49
2:B:2346:VAL:HG22	2:B:2348:GLU:H	1.78	0.49
2:B:2827:ARG:HH21	2:B:2931:GLN:HG3	1.78	0.49
2:E:5028:PHE:HE1	2:E:5032:TYR:HE2	1.61	0.49
2:G:41:GLY:O	2:G:45:ARG:NH1	2.45	0.49
2:G:596:ASN:HB3	2:G:599:VAL:HG22	1.95	0.49
2:I:1109:LEU:HA	2:I:1120:LEU:HD21	1.95	0.49
2:I:2346:VAL:HG22	2:I:2348:GLU:H	1.78	0.49
2:E:1731:LEU:HA	2:E:1772:ARG:HH12	1.78	0.48
2:E:1960:ALA:O	2:E:1964:ARG:NE	2.46	0.48
2:G:978:THR:HB	2:G:980:ALA:H	1.78	0.48
2:I:5028:PHE:HE1	2:I:5032:TYR:CE2	2.29	0.48
1:J:55:VAL:HA	2:I:1784:ALA:HA	1.95	0.48
2:B:2868:SER:O	2:B:2872:GLN:N	2.44	0.48
2:B:3850:GLN:HB3	2:B:3873:LYS:HD3	1.94	0.48
2:B:485:SER:O	2:B:489:ASN:N	2.37	0.48
2:E:551:LEU:HD21	2:E:589:LEU:HD13	1.95	0.48
2:I:978:THR:HB	2:I:980:ALA:H	1.78	0.48
2:B:1960:ALA:O	2:B:1964:ARG:NE	2.46	0.48
2:B:2042:CYS:SG	2:B:2043:GLY:N	2.83	0.48
2:B:2226:PRO:HA	2:B:2229:VAL:HG12	1.96	0.48
2:B:4904:PRO:HB3	2:B:4913:ARG:HD2	1.95	0.48
2:E:2827:ARG:HH21	2:E:2931:GLN:HG3	1.78	0.48
2:E:290:TYR:O	2:E:302:VAL:N	2.46	0.48
2:E:4976:GLU:HA	2:E:4979:THR:HG23	1.94	0.48
2:G:4996:ILE:HG12	4:G:5102:CFF:H123	1.94	0.48
2:G:551:LEU:HD21	2:G:589:LEU:HD13	1.95	0.48
2:B:1731:LEU:HA	2:B:1772:ARG:HH12	1.78	0.48
2:G:243:ARG:NH1	2:G:301:VAL:O	2.39	0.48
2:G:4228:ALA:O	2:G:4232:GLU:N	2.40	0.48
2:G:5028:PHE:HE1	2:G:5032:TYR:HE2	1.61	0.48
2:I:2346:VAL:HG13	2:I:2349:ASN:H	1.79	0.48
2:I:290:TYR:O	2:I:302:VAL:N	2.46	0.48
2:I:4126:GLU:O	2:I:4130:ASN:ND2	2.47	0.48
2:B:2346:VAL:HG13	2:B:2349:ASN:H	1.79	0.48
2:B:4126:GLU:O	2:B:4130:ASN:ND2	2.47	0.48

Continued on next page...

Continued from previous page...

Atom-1	Atom-2	Interatomic distance (Å)	Clash overlap (Å)
2:B:978:THR:HB	2:B:980:ALA:H	1.78	0.48
2:E:3910:THR:HG23	2:E:3911:THR:HG23	1.96	0.48
2:E:4126:GLU:O	2:E:4130:ASN:ND2	2.47	0.48
2:E:4904:PRO:HB3	2:E:4913:ARG:HD2	1.95	0.48
2:G:1109:LEU:HA	2:G:1120:LEU:HD21	1.95	0.48
2:G:1960:ALA:O	2:G:1964:ARG:NE	2.46	0.48
2:G:2131:LEU:HD23	2:G:3662:ILE:HB	1.94	0.48
2:G:4577:LEU:HG	2:G:4580:TYR:HE2	1.79	0.48
2:G:4963:ILE:HD13	2:G:5027:CYS:SG	2.54	0.48
2:I:1718:ILE:HG13	2:I:1719:HIS:CD2	2.49	0.48
2:I:3850:GLN:HB3	2:I:3873:LYS:HD3	1.94	0.48
2:B:698:GLY:HA2	2:B:703:GLY:HA2	1.96	0.48
2:G:1718:ILE:HG13	2:G:1719:HIS:CD2	2.49	0.48
2:I:551:LEU:HD21	2:I:589:LEU:HD13	1.95	0.48
1:J:42:ARG:HG2	2:I:1691:GLN:HG2	1.94	0.48
2:B:4963:ILE:HD13	2:B:5027:CYS:SG	2.54	0.48
2:E:2131:LEU:HD23	2:E:3662:ILE:HB	1.94	0.48
2:E:4577:LEU:HG	2:E:4580:TYR:HE2	1.79	0.48
2:E:978:THR:HB	2:E:980:ALA:H	1.78	0.48
2:G:3910:THR:HG23	2:G:3911:THR:HG23	1.96	0.48
2:G:4126:GLU:O	2:G:4130:ASN:ND2	2.47	0.48
2:G:572:PRO:HA	2:G:575:LEU:HD13	1.94	0.48
2:B:551:LEU:HD21	2:B:589:LEU:HD13	1.95	0.48
2:E:1109:LEU:HA	2:E:1120:LEU:HD21	1.95	0.48
2:E:2346:VAL:HG22	2:E:2348:GLU:H	1.78	0.48
2:E:596:ASN:HB3	2:E:599:VAL:HG22	1.95	0.48
2:I:3984:ARG:HH22	2:G:161:GLU:HA	1.79	0.48
2:G:2346:VAL:HG13	2:G:2349:ASN:H	1.79	0.48
2:B:161:GLU:HA	2:E:3984:ARG:HH22	1.79	0.48
2:E:1718:ILE:HG13	2:E:1719:HIS:CD2	2.49	0.48
2:E:4963:ILE:HD13	2:E:5027:CYS:SG	2.54	0.48
2:E:500:ALA:HB1	2:E:504:ALA:HB2	1.95	0.48
2:E:698:GLY:HA2	2:E:703:GLY:HA2	1.96	0.48
2:G:3770:LEU:HD21	2:G:3775:ALA:HB3	1.96	0.48
2:G:4083:ASP:HB3	2:G:4086:GLY:H	1.79	0.48
2:I:1960:ALA:O	2:I:1964:ARG:NE	2.46	0.48
2:I:4963:ILE:HD13	2:I:5027:CYS:SG	2.54	0.48
2:B:3915:ILE:O	2:B:3919:THR:N	2.45	0.48
2:G:698:GLY:HA2	2:G:703:GLY:HA2	1.96	0.48
2:I:2226:PRO:HA	2:I:2229:VAL:HG12	1.95	0.48
2:B:500:ALA:HB1	2:B:504:ALA:HB2	1.95	0.47

Continued on next page...

Continued from previous page...

Atom-1	Atom-2	Interatomic distance (Å)	Clash overlap (Å)
2:I:4577:LEU:HG	2:I:4580:TYR:HE2	1.79	0.47
2:I:1731:LEU:HA	2:I:1772:ARG:HH12	1.78	0.47
2:I:2827:ARG:HH21	2:I:2931:GLN:HG3	1.78	0.47
2:I:3910:THR:HG23	2:I:3911:THR:HG23	1.96	0.47
2:I:41:GLY:O	2:I:45:ARG:NH1	2.45	0.47
2:B:1109:LEU:HA	2:B:1120:LEU:HD21	1.95	0.47
2:B:4577:LEU:HG	2:B:4580:TYR:HE2	1.79	0.47
2:E:2226:PRO:HA	2:E:2229:VAL:HG12	1.96	0.47
2:E:4083:ASP:HB3	2:E:4086:GLY:H	1.79	0.47
2:G:3915:ILE:O	2:G:3919:THR:N	2.45	0.47
2:B:1718:ILE:HG13	2:B:1719:HIS:CD2	2.49	0.47
1:A:92:PRO:HD3	2:B:627:PRO:HB2	1.97	0.47
2:G:290:TYR:O	2:G:302:VAL:N	2.46	0.47
2:B:3910:THR:HG23	2:B:3911:THR:HG23	1.96	0.47
2:B:4228:ALA:O	2:B:4232:GLU:N	2.40	0.47
2:B:4822:THR:O	2:B:4825:THR:OG1	2.27	0.47
2:B:575:LEU:HD22	2:B:609:CYS:HB3	1.96	0.47
2:E:3915:ILE:O	2:E:3919:THR:N	2.45	0.47
2:G:2042:CYS:SG	2:G:2043:GLY:N	2.83	0.47
2:G:242:ARG:NH1	2:G:481:GLU:OE1	2.45	0.47
2:B:2199:ARG:NH2	2:B:2246:ASN:OD1	2.48	0.47
2:B:4083:ASP:HB3	2:B:4086:GLY:H	1.79	0.47
2:G:2827:ARG:HH21	2:G:2931:GLN:HG3	1.78	0.47
2:I:4236:SER:OG	2:I:4675:LYS:NZ	2.36	0.47
2:B:3971:GLY:N	2:B:4032:GLU:OE2	2.47	0.47
2:B:5028:PHE:HE1	2:B:5032:TYR:HE2	1.61	0.47
2:E:2199:ARG:NH2	2:E:2246:ASN:OD1	2.48	0.47
2:G:2226:PRO:HA	2:G:2229:VAL:HG12	1.96	0.47
2:G:2199:ARG:NH2	2:G:2246:ASN:OD1	2.48	0.47
2:I:4083:ASP:HB3	2:I:4086:GLY:H	1.79	0.47
2:I:698:GLY:HA2	2:I:703:GLY:HA2	1.96	0.47
2:G:1731:LEU:HA	2:G:1772:ARG:HH12	1.78	0.47
2:G:4863:TYR:HD2	2:G:4875:LYS:HB2	1.79	0.47
2:I:2739:PRO:HB3	2:I:2884:ASN:HB3	1.97	0.47
2:B:1727:ARG:NH2	2:B:1773:PRO:O	2.44	0.47
2:B:4236:SER:OG	2:B:4675:LYS:NZ	2.36	0.47
2:E:4822:THR:O	2:E:4825:THR:OG1	2.27	0.47
2:E:4863:TYR:HD2	2:E:4875:LYS:HB2	1.79	0.47
1:F:34:LYS:HE3	2:E:634:GLN:HB3	1.95	0.47
2:G:241:GLN:O	2:G:289:ARG:NH1	2.38	0.47
2:I:451:TYR:O	2:I:474:ARG:NH1	2.47	0.47

Continued on next page...

Continued from previous page...

Atom-1	Atom-2	Interatomic distance (Å)	Clash overlap (Å)
2:B:2739:PRO:HB3	2:B:2884:ASN:HB3	1.97	0.47
2:B:57:ASN:HD22	2:B:308:HIS:HB2	1.80	0.47
2:B:34:LYS:H	2:B:53:SER:HG	1.62	0.47
2:E:2739:PRO:HB3	2:E:2884:ASN:HB3	1.97	0.47
2:E:641:VAL:HG11	2:E:681:HIS:HD1	1.80	0.47
2:G:1727:ARG:NH2	2:G:1773:PRO:O	2.44	0.47
2:B:403:MET:O	2:B:407:THR:N	2.49	0.46
2:B:4863:TYR:HD2	2:B:4875:LYS:HB2	1.79	0.46
2:B:719:LEU:HD22	2:B:735:GLN:HG2	1.97	0.46
2:E:3770:LEU:HD21	2:E:3775:ALA:HB3	1.96	0.46
2:E:57:ASN:HD22	2:E:308:HIS:HB2	1.80	0.46
2:E:719:LEU:HD22	2:E:735:GLN:HG2	1.97	0.46
1:H:87:HIS:HD2	1:H:90:VAL:HB	1.80	0.46
1:J:87:HIS:HD2	1:J:90:VAL:HB	1.80	0.46
2:B:683:ARG:HG2	2:B:717:ASP:HB3	1.98	0.46
2:G:451:TYR:O	2:G:474:ARG:NH1	2.47	0.46
2:I:4863:TYR:HD2	2:I:4875:LYS:HB2	1.78	0.46
2:E:1244:GLN:OE1	2:E:1646:ARG:NH1	2.49	0.46
2:G:2739:PRO:HB3	2:G:2884:ASN:HB3	1.97	0.46
1:A:87:HIS:HD2	1:A:90:VAL:HB	1.80	0.46
2:B:1260:MET:HB2	2:B:1269:CYS:H	1.81	0.46
2:B:3770:LEU:HD21	2:B:3775:ALA:HB3	1.96	0.46
2:B:641:VAL:HG11	2:B:681:HIS:HD1	1.80	0.46
2:E:1105:ALA:N	2:E:1189:LEU:O	2.49	0.46
2:E:1260:MET:HB2	2:E:1269:CYS:H	1.81	0.46
2:E:1727:ARG:HH21	2:E:1775:HIS:CE1	2.34	0.46
2:E:3658:LYS:HA	2:E:3661:TRP:CD2	2.51	0.46
2:E:4036:VAL:HG11	2:E:5035:GLN:HB3	1.97	0.46
2:E:4571:PHE:O	2:E:4575:PHE:N	2.49	0.46
2:G:57:ASN:HD22	2:G:308:HIS:HB2	1.80	0.46
2:G:683:ARG:HG2	2:G:717:ASP:HB3	1.98	0.46
2:I:1244:GLN:OE1	2:I:1646:ARG:NH1	2.49	0.46
2:I:2803:GLU:OE2	2:I:2806:ARG:NH1	2.49	0.46
2:I:575:LEU:HD22	2:I:609:CYS:HB3	1.96	0.46
1:J:34:LYS:HE3	2:I:634:GLN:HB3	1.97	0.46
2:B:2803:GLU:OE2	2:B:2806:ARG:NH1	2.49	0.46
2:B:3804:ILE:HG22	2:B:3812:VAL:HG21	1.98	0.46
2:B:451:TYR:O	2:B:474:ARG:NH1	2.47	0.46
2:G:1727:ARG:HH21	2:G:1775:HIS:CE1	2.34	0.46
2:G:3804:ILE:HG22	2:G:3812:VAL:HG21	1.98	0.46
2:G:4687:TYR:OH	2:G:4699:GLY:O	2.33	0.46

Continued on next page...

Continued from previous page...

Atom-1	Atom-2	Interatomic distance (Å)	Clash overlap (Å)
2:G:35:LEU:HD13	2:G:49:LEU:HD13	1.98	0.46
2:G:641:VAL:HG11	2:G:681:HIS:HD1	1.80	0.46
2:I:2199:ARG:NH2	2:I:2246:ASN:OD1	2.48	0.46
2:I:3770:LEU:HD21	2:I:3775:ALA:HB3	1.96	0.46
2:I:403:MET:O	2:I:407:THR:N	2.49	0.46
2:B:1244:GLN:OE1	2:B:1646:ARG:NH1	2.49	0.46
2:B:1727:ARG:HH21	2:B:1775:HIS:CE1	2.34	0.46
2:E:2346:VAL:HG13	2:E:2349:ASN:H	1.79	0.46
2:E:575:LEU:HD22	2:E:609:CYS:HB3	1.96	0.46
2:E:683:ARG:HG2	2:E:717:ASP:HB3	1.98	0.46
2:G:575:LEU:HD22	2:G:609:CYS:HB3	1.96	0.46
2:B:4036:VAL:HG11	2:B:5035:GLN:HB3	1.97	0.46
2:G:1244:GLN:OE1	2:G:1646:ARG:NH1	2.49	0.46
2:G:3658:LYS:HA	2:G:3661:TRP:CD2	2.51	0.46
2:I:1727:ARG:HH21	2:I:1775:HIS:CE1	2.34	0.46
2:I:3804:ILE:HG22	2:I:3812:VAL:HG21	1.98	0.46
2:B:1105:ALA:N	2:B:1189:LEU:O	2.49	0.46
2:B:214:VAL:HG12	2:B:274:LEU:HD12	1.98	0.46
2:B:4687:TYR:OH	2:B:4699:GLY:O	2.33	0.46
2:E:35:LEU:HD13	2:E:49:LEU:HD13	1.98	0.46
2:E:3804:ILE:HG22	2:E:3812:VAL:HG21	1.98	0.46
2:E:4236:SER:OG	2:E:4675:LYS:NZ	2.36	0.46
1:F:87:HIS:HD2	1:F:90:VAL:HB	1.80	0.46
2:G:379:HIS:CD2	2:G:381:GLU:H	2.34	0.46
2:G:4571:PHE:O	2:G:4575:PHE:N	2.49	0.46
1:H:87:HIS:H	1:H:91:ILE:HB	1.81	0.46
2:I:5028:PHE:HE1	2:I:5032:TYR:HE2	1.61	0.46
2:I:57:ASN:HD22	2:I:308:HIS:HB2	1.80	0.46
2:I:683:ARG:HG2	2:I:717:ASP:HB3	1.98	0.46
2:I:681:HIS:HB3	2:I:784:SER:HB3	1.98	0.46
2:B:606:LEU:O	2:B:617:ASN:ND2	2.49	0.46
2:E:403:MET:O	2:E:407:THR:N	2.49	0.46
2:G:1260:MET:HB2	2:G:1269:CYS:H	1.81	0.46
2:I:1260:MET:HB2	2:I:1269:CYS:H	1.81	0.46
2:I:3658:LYS:HA	2:I:3661:TRP:CD2	2.51	0.46
2:B:3842:LEU:O	2:B:3929:SER:OG	2.34	0.46
2:B:4571:PHE:O	2:B:4575:PHE:N	2.49	0.46
2:B:4680:LYS:HD3	2:B:4686:LEU:HD22	1.98	0.46
2:E:2042:CYS:SG	2:E:2043:GLY:N	2.83	0.46
2:E:214:VAL:HG12	2:E:274:LEU:HD12	1.98	0.46
2:E:2803:GLU:OE2	2:E:2806:ARG:NH1	2.49	0.46

Continued on next page...

Continued from previous page...

Atom-1	Atom-2	Interatomic distance (Å)	Clash overlap (Å)
2:E:218:HIS:HB3	2:E:392:ARG:HD3	1.98	0.46
2:E:681:HIS:HB3	2:E:784:SER:HB3	1.98	0.46
2:G:719:LEU:HD22	2:G:735:GLN:HG2	1.97	0.46
2:I:35:LEU:HD13	2:I:49:LEU:HD13	1.98	0.46
2:B:243:ARG:NH1	2:B:301:VAL:O	2.39	0.45
1:F:34:LYS:HD3	2:E:629:ARG:HD2	1.98	0.45
2:E:983:THR:O	2:E:987:ARG:N	2.48	0.45
2:I:379:HIS:CD2	2:I:381:GLU:H	2.34	0.45
2:I:641:VAL:HG11	2:I:681:HIS:HD1	1.80	0.45
2:I:719:LEU:HD22	2:I:735:GLN:HG2	1.97	0.45
2:B:4823:LEU:HD23	2:I:4843:LEU:HD12	1.98	0.45
2:B:681:HIS:HB3	2:B:784:SER:HB3	1.98	0.45
2:E:3362:UNK:O	2:E:3366:UNK:N	2.50	0.45
2:E:4687:TYR:OH	2:E:4699:GLY:O	2.33	0.45
1:F:87:HIS:H	1:F:91:ILE:HB	1.81	0.45
2:I:206:CYS:SG	2:I:207:SER:N	2.90	0.45
2:I:4036:VAL:HG11	2:I:5035:GLN:HB3	1.97	0.45
2:I:606:LEU:O	2:I:617:ASN:ND2	2.49	0.45
2:E:1838:PHE:HB3	2:E:1842:LEU:HD11	1.99	0.45
2:G:3362:UNK:O	2:G:3366:UNK:N	2.50	0.45
2:G:403:MET:O	2:G:407:THR:N	2.49	0.45
2:I:1838:PHE:HB3	2:I:1842:LEU:HD11	1.99	0.45
2:I:3362:UNK:O	2:I:3366:UNK:N	2.50	0.45
2:I:4680:LYS:HD3	2:I:4686:LEU:HD22	1.98	0.45
2:B:1457:UNK:N	2:B:1497:UNK:O	2.49	0.45
2:B:1838:PHE:HB3	2:B:1842:LEU:HD11	1.99	0.45
2:B:218:HIS:HB3	2:B:392:ARG:HD3	1.98	0.45
2:E:1457:UNK:N	2:E:1497:UNK:O	2.49	0.45
2:G:2803:GLU:OE2	2:G:2806:ARG:NH1	2.49	0.45
2:I:218:HIS:HB3	2:I:392:ARG:HD3	1.98	0.45
2:I:4571:PHE:O	2:I:4575:PHE:N	2.49	0.45
2:B:1973:GLN:O	2:B:1977:TYR:N	2.45	0.45
2:B:206:CYS:SG	2:B:207:SER:N	2.89	0.45
2:B:379:HIS:CD2	2:B:381:GLU:H	2.34	0.45
2:E:2327:GLY:HA2	2:E:2330:ARG:HD3	1.98	0.45
2:E:3842:LEU:O	2:E:3929:SER:OG	2.34	0.45
2:G:1105:ALA:N	2:G:1189:LEU:O	2.49	0.45
2:G:1838:PHE:HB3	2:G:1842:LEU:HD11	1.99	0.45
2:G:206:CYS:SG	2:G:207:SER:N	2.89	0.45
2:G:214:VAL:HG12	2:G:274:LEU:HD12	1.98	0.45
2:G:4822:THR:O	2:G:4825:THR:OG1	2.27	0.45

Continued on next page...

Continued from previous page...

Atom-1	Atom-2	Interatomic distance (Å)	Clash overlap (Å)
2:G:606:LEU:O	2:G:617:ASN:ND2	2.49	0.45
2:I:214:VAL:HG12	2:I:274:LEU:HD12	1.98	0.45
2:E:206:CYS:SG	2:E:207:SER:N	2.90	0.45
2:G:1457:UNK:N	2:G:1497:UNK:O	2.49	0.45
2:G:4680:LYS:HD3	2:G:4686:LEU:HD22	1.98	0.45
2:G:4036:VAL:HG11	2:G:5035:GLN:HB3	1.97	0.45
2:I:1457:UNK:N	2:I:1497:UNK:O	2.49	0.45
2:B:3362:UNK:O	2:B:3366:UNK:N	2.50	0.45
2:B:3779:VAL:HG23	2:B:3780:LEU:HD12	1.98	0.45
2:B:35:LEU:HD13	2:B:49:LEU:HD13	1.98	0.45
2:E:3779:VAL:HG23	2:E:3780:LEU:HD12	1.98	0.45
2:G:681:HIS:HB3	2:G:784:SER:HB3	1.98	0.45
2:G:218:HIS:HB3	2:G:392:ARG:HD3	1.98	0.45
2:I:4687:TYR:OH	2:I:4699:GLY:O	2.33	0.45
1:A:87:HIS:H	1:A:91:ILE:HB	1.81	0.45
2:B:2327:GLY:HA2	2:B:2330:ARG:HD3	1.98	0.45
2:E:379:HIS:CD2	2:E:381:GLU:H	2.34	0.45
2:E:4959:PHE:CG	2:E:4959:PHE:O	2.70	0.45
2:G:469:ARG:HH21	2:G:3712:GLU:HB3	1.81	0.45
2:G:3779:VAL:HG23	2:G:3780:LEU:HD12	1.98	0.45
2:G:4959:PHE:CG	2:G:4959:PHE:O	2.70	0.45
2:I:215:THR:HG22	2:I:273:HIS:HA	1.99	0.45
2:I:3779:VAL:HG23	2:I:3780:LEU:HD12	1.98	0.45
1:A:23:VAL:HG22	1:A:47:LYS:HG2	1.99	0.45
2:B:219:VAL:HG13	2:B:285:VAL:HG21	1.99	0.45
2:E:451:TYR:O	2:E:474:ARG:NH1	2.47	0.45
2:I:469:ARG:HH21	2:I:3712:GLU:HB3	1.81	0.45
2:I:626:LEU:HG	2:I:628:GLY:H	1.82	0.45
1:A:27:THR:HB	1:A:100:ASP:HB3	1.99	0.44
2:B:3984:ARG:HH22	2:I:161:GLU:HA	1.82	0.44
2:E:1972:ASN:HD21	2:E:2024:PRO:HB3	1.83	0.44
1:F:27:THR:HB	1:F:100:ASP:HB3	1.99	0.44
2:I:5028:PHE:O	2:I:5028:PHE:CG	2.70	0.44
2:B:3658:LYS:HA	2:B:3661:TRP:CD2	2.51	0.44
2:E:215:THR:HG22	2:E:273:HIS:HA	2.00	0.44
2:E:4680:LYS:HD3	2:E:4686:LEU:HD22	1.98	0.44
2:E:606:LEU:O	2:E:617:ASN:ND2	2.49	0.44
2:E:841:GLY:HA2	2:E:1073:ARG:HD2	1.99	0.44
2:G:215:THR:HG22	2:G:273:HIS:HA	2.00	0.44
2:I:1972:ASN:HD21	2:I:2024:PRO:HB3	1.83	0.44
2:I:4959:PHE:O	2:I:4959:PHE:CD1	2.70	0.44

Continued on next page...

Continued from previous page...

Atom-1	Atom-2	Interatomic distance (Å)	Clash overlap (Å)
1:J:27:THR:HB	1:J:100:ASP:HB3	1.99	0.44
1:J:23:VAL:HG22	1:J:47:LYS:HG2	2.00	0.44
2:B:1972:ASN:HD21	2:B:2024:PRO:HB3	1.83	0.44
2:E:626:LEU:HG	2:E:628:GLY:H	1.82	0.44
2:I:1105:ALA:N	2:I:1189:LEU:O	2.49	0.44
2:I:3842:LEU:O	2:I:3929:SER:OG	2.34	0.44
2:E:2104:ARG:HA	2:E:2107:GLN:HB3	1.99	0.44
2:E:2430:ILE:HG21	2:E:2502:UNK:HA	1.99	0.44
2:E:3829:PHE:HD1	2:E:3915:ILE:HD11	1.82	0.44
2:G:210:GLU:H	2:G:273:HIS:CE1	2.36	0.44
2:G:3829:PHE:HD1	2:G:3915:ILE:HD11	1.82	0.44
2:G:626:LEU:HG	2:G:628:GLY:H	1.82	0.44
2:I:3829:PHE:HD1	2:I:3915:ILE:HD11	1.82	0.44
2:E:3971:GLY:N	2:E:4032:GLU:OE2	2.47	0.44
2:B:4843:LEU:HD12	2:E:4823:LEU:HD23	1.99	0.44
2:G:838:HIS:HA	2:G:1201:HIS:HB3	2.00	0.44
2:G:1804:LEU:O	2:G:1808:ARG:N	2.49	0.44
2:G:2447:LYS:HG3	2:G:2449:GLU:H	1.83	0.44
2:I:838:HIS:HA	2:I:1201:HIS:HB3	2.00	0.44
1:J:87:HIS:H	1:J:91:ILE:HB	1.81	0.44
2:B:2104:ARG:HA	2:B:2107:GLN:HB3	1.99	0.44
2:B:215:THR:HG22	2:B:273:HIS:HA	1.99	0.44
2:B:395:GLN:NE2	2:B:397:GLU:OE1	2.51	0.44
2:B:4959:PHE:O	2:B:4959:PHE:CD1	2.71	0.44
2:B:4959:PHE:O	2:B:4959:PHE:CG	2.70	0.44
2:B:626:LEU:HG	2:B:628:GLY:H	1.82	0.44
2:E:219:VAL:HG13	2:E:285:VAL:HG21	1.99	0.44
2:E:469:ARG:HH21	2:E:3712:GLU:HB3	1.81	0.44
2:E:4843:LEU:HD12	2:G:4823:LEU:HD23	2.00	0.44
2:G:1105:ALA:HB1	2:G:1109:LEU:HD21	2.00	0.44
1:H:34:LYS:HE3	2:G:634:GLN:HB3	1.98	0.44
2:I:2447:LYS:HG3	2:I:2449:GLU:H	1.83	0.44
2:I:2764:GLU:HG3	2:I:2857:PRO:HB2	2.00	0.44
2:I:3915:ILE:O	2:I:3919:THR:N	2.45	0.44
2:B:5028:PHE:O	2:B:5028:PHE:CG	2.70	0.44
2:E:395:GLN:NE2	2:E:397:GLU:OE1	2.51	0.44
2:G:841:GLY:HA2	2:G:1073:ARG:HD2	1.99	0.44
2:G:1973:GLN:HA	2:G:1976:ARG:HB3	2.00	0.44
2:G:2327:GLY:HA2	2:G:2330:ARG:HD3	1.98	0.44
2:G:2927:LEU:HD23	2:G:2930:LEU:HD12	2.00	0.44
2:G:4959:PHE:CD1	2:G:4959:PHE:O	2.70	0.44

Continued on next page...

Continued from previous page...

Atom-1	Atom-2	Interatomic distance (Å)	Clash overlap (Å)
2:G:5028:PHE:O	2:G:5028:PHE:CG	2.70	0.44
2:I:2104:ARG:HA	2:I:2107:GLN:HB3	1.99	0.44
2:I:210:GLU:H	2:I:273:HIS:CE1	2.36	0.44
2:I:2299:VAL:O	2:I:2303:ALA:N	2.50	0.44
2:I:2342:ASN:OD1	2:I:2342:ASN:N	2.51	0.44
2:B:1101:ARG:HH21	2:B:1115:LEU:H	1.66	0.44
2:E:210:GLU:H	2:E:273:HIS:CE1	2.36	0.44
2:E:4215:ARG:NH2	3:E:5101:ATP:O1A	2.51	0.44
1:F:23:VAL:HG22	1:F:47:LYS:HG2	2.00	0.44
2:G:1972:ASN:HD21	2:G:2024:PRO:HB3	1.83	0.44
2:G:4229:GLU:HA	2:G:4232:GLU:HB3	1.99	0.44
2:I:2327:GLY:HA2	2:I:2330:ARG:HD3	1.98	0.44
2:I:2758:PHE:O	2:I:2762:THR:N	2.51	0.44
2:I:485:SER:O	2:I:489:ASN:N	2.37	0.44
2:I:647:ASN:ND2	2:I:820:ARG:O	2.50	0.44
1:A:11:ASP:OD1	1:A:67:SER:OG	2.29	0.44
2:B:34:LYS:N	2:B:53:SER:OG	2.40	0.44
2:E:4959:PHE:CD1	2:E:4959:PHE:O	2.70	0.44
2:G:2104:ARG:HA	2:G:2107:GLN:HB3	1.99	0.44
2:G:2257:LEU:O	2:G:2261:SER:N	2.51	0.44
2:I:1663:HIS:O	2:I:1667:LEU:N	2.49	0.44
2:I:2257:LEU:O	2:I:2261:SER:N	2.51	0.44
2:I:241:GLN:O	2:I:289:ARG:NH1	2.38	0.44
2:I:4959:PHE:CG	2:I:4959:PHE:O	2.70	0.44
2:B:3365:UNK:O	2:B:3369:UNK:N	2.51	0.43
2:E:2927:LEU:HD23	2:E:2930:LEU:HD12	2.00	0.43
2:E:3365:UNK:O	2:E:3369:UNK:N	2.51	0.43
2:G:2758:PHE:O	2:G:2762:THR:N	2.51	0.43
2:G:3971:GLY:N	2:G:4032:GLU:OE2	2.47	0.43
2:G:4215:ARG:NH2	3:G:5101:ATP:O1A	2.51	0.43
2:I:119:SER:HA	2:I:146:CYS:HA	2.00	0.43
2:I:2430:ILE:HG21	2:I:2502:UNK:HA	1.99	0.43
2:I:3365:UNK:O	2:I:3369:UNK:N	2.51	0.43
2:I:395:GLN:NE2	2:I:397:GLU:OE1	2.51	0.43
2:I:4229:GLU:HA	2:I:4232:GLU:HB3	1.99	0.43
2:B:4215:ARG:NH2	3:B:5101:ATP:O1A	2.51	0.43
2:E:2862:LEU:HB3	2:E:2928:LYS:HB3	2.00	0.43
2:E:34:LYS:N	2:E:53:SER:OG	2.40	0.43
2:G:2764:GLU:HG3	2:G:2857:PRO:HB2	2.00	0.43
2:G:379:HIS:NE2	2:G:381:GLU:OE1	2.52	0.43
2:B:2764:GLU:HG3	2:B:2857:PRO:HB2	2.00	0.43

Continued on next page...

Continued from previous page...

Atom-1	Atom-2	Interatomic distance (Å)	Clash overlap (Å)
2:B:3829:PHE:HD1	2:B:3915:ILE:HD11	1.82	0.43
2:B:469:ARG:HH21	2:B:3712:GLU:HB3	1.81	0.43
2:E:1663:HIS:O	2:E:1667:LEU:N	2.49	0.43
2:E:4229:GLU:HA	2:E:4232:GLU:HB3	1.99	0.43
2:G:3842:LEU:O	2:G:3929:SER:OG	2.34	0.43
1:H:27:THR:HB	1:H:100:ASP:HB3	1.99	0.43
1:H:23:VAL:HG22	1:H:47:LYS:HG2	2.00	0.43
2:I:219:VAL:HG13	2:I:285:VAL:HG21	1.99	0.43
2:I:4673:ARG:HH12	2:I:4698:LYS:HE3	1.84	0.43
2:B:2342:ASN:N	2:B:2342:ASN:OD1	2.51	0.43
2:B:2430:ILE:HG21	2:B:2502:UNK:HA	1.99	0.43
2:B:2447:LYS:HG3	2:B:2449:GLU:H	1.83	0.43
2:B:210:GLU:H	2:B:273:HIS:CE1	2.36	0.43
2:B:2758:PHE:O	2:B:2762:THR:N	2.51	0.43
2:B:4229:GLU:HA	2:B:4232:GLU:HB3	1.99	0.43
2:E:2447:LYS:HG3	2:E:2449:GLU:H	1.83	0.43
2:G:1101:ARG:HH21	2:G:1115:LEU:H	1.65	0.43
2:I:932:LEU:HA	2:I:935:LEU:HD12	2.01	0.43
1:A:34:LYS:HE3	2:B:634:GLN:HB3	2.00	0.43
2:B:1105:ALA:HB1	2:B:1109:LEU:HD21	2.00	0.43
2:B:838:HIS:HA	2:B:1201:HIS:HB3	2.00	0.43
2:B:2231:SER:HA	2:B:2234:ARG:HG2	2.01	0.43
2:E:119:SER:HA	2:E:146:CYS:HA	2.00	0.43
2:E:1973:GLN:HA	2:E:1976:ARG:HB3	2.00	0.43
2:E:2231:SER:HA	2:E:2234:ARG:HG2	2.01	0.43
2:E:932:LEU:HA	2:E:935:LEU:HD12	2.01	0.43
2:G:1676:LEU:HD23	2:G:2167:ILE:HG23	2.01	0.43
2:G:3365:UNK:O	2:G:3369:UNK:N	2.51	0.43
2:G:776:LEU:HG	2:G:848:HIS:HA	2.01	0.43
2:G:864:PRO:HA	2:G:865:PRO:HD3	1.92	0.43
2:I:379:HIS:NE2	2:I:381:GLU:OE1	2.52	0.43
2:B:1973:GLN:HA	2:B:1976:ARG:HB3	2.00	0.43
2:E:2758:PHE:O	2:E:2762:THR:N	2.51	0.43
2:E:4673:ARG:HH12	2:E:4698:LYS:HE3	1.84	0.43
2:E:5028:PHE:CG	2:E:5028:PHE:O	2.70	0.43
2:E:887:ILE:HG21	2:E:959:TYR:HA	2.01	0.43
2:G:219:VAL:HG13	2:G:285:VAL:HG21	1.99	0.43
2:G:4673:ARG:HH12	2:G:4698:LYS:HE3	1.84	0.43
2:I:1973:GLN:O	2:I:1977:TYR:N	2.45	0.43
2:I:2231:SER:HA	2:I:2234:ARG:HG2	2.01	0.43
2:I:2793:PRO:HG3	2:I:2855:TYR:CZ	2.54	0.43

Continued on next page...

Continued from previous page...

Atom-1	Atom-2	Interatomic distance (Å)	Clash overlap (Å)
2:B:119:SER:HA	2:B:146:CYS:HA	2.01	0.43
2:B:1854:PHE:HD1	2:B:1858:ASP:HB3	1.84	0.43
2:B:2024:PRO:O	2:B:2028:ARG:NE	2.49	0.43
2:G:1269:CYS:HA	2:G:1473:UNK:HA	2.01	0.43
2:G:2231:SER:HA	2:G:2234:ARG:HG2	2.01	0.43
2:G:887:ILE:HG21	2:G:959:TYR:HA	2.01	0.43
2:I:103:TYR:HB3	2:I:152:PRO:HD3	2.01	0.43
2:I:1854:PHE:HD1	2:I:1858:ASP:HB3	1.84	0.43
2:I:4215:ARG:NH2	3:I:5101:ATP:O1A	2.51	0.43
2:B:841:GLY:HA2	2:B:1073:ARG:HD2	1.99	0.43
2:B:2862:LEU:HB3	2:B:2928:LYS:HB3	2.00	0.43
2:B:4983:HIS:CB	2:B:4988:TYR:HE2	2.32	0.43
2:E:734:GLY:O	2:E:736:HIS:ND1	2.51	0.43
2:G:2430:ILE:HG21	2:G:2502:UNK:HA	1.99	0.43
2:G:2862:LEU:HB3	2:G:2928:LYS:HB3	2.00	0.43
2:G:932:LEU:HA	2:G:935:LEU:HD12	2.01	0.43
2:I:1859:VAL:HA	2:I:1862:ILE:HG12	2.01	0.43
2:I:599:VAL:HG23	2:I:600:LEU:HD12	2.00	0.43
2:B:932:LEU:HA	2:B:935:LEU:HD12	2.01	0.43
2:G:395:GLN:NE2	2:G:397:GLU:OE1	2.51	0.43
2:I:841:GLY:HA2	2:I:1073:ARG:HD2	1.99	0.43
2:I:1105:ALA:HB1	2:I:1109:LEU:HD21	2.00	0.43
2:I:2927:LEU:HD23	2:I:2930:LEU:HD12	2.00	0.43
2:B:887:ILE:HG21	2:B:959:TYR:HA	2.01	0.43
2:E:1101:ARG:HH21	2:E:1115:LEU:H	1.66	0.43
2:E:838:HIS:HA	2:E:1201:HIS:HB3	2.00	0.43
2:E:2257:LEU:O	2:E:2261:SER:N	2.51	0.43
2:G:2024:PRO:O	2:G:2028:ARG:NE	2.49	0.43
2:G:2299:VAL:O	2:G:2303:ALA:N	2.50	0.43
2:G:4929:LEU:HA	2:G:4929:LEU:HD13	1.91	0.43
2:I:4993:MET:HA	2:I:4996:ILE:HD12	2.00	0.43
2:I:776:LEU:HG	2:I:848:HIS:HA	2.01	0.43
2:B:103:TYR:HB3	2:B:152:PRO:HD3	2.01	0.42
2:B:2927:LEU:HD23	2:B:2930:LEU:HD12	2.00	0.42
2:E:1105:ALA:HB1	2:E:1109:LEU:HD21	2.00	0.42
2:E:2793:PRO:HG3	2:E:2855:TYR:CZ	2.54	0.42
2:E:4983:HIS:CB	2:E:4988:TYR:HE2	2.32	0.42
2:E:4993:MET:HA	2:E:4996:ILE:HD12	2.01	0.42
2:G:2342:ASN:N	2:G:2342:ASN:OD1	2.51	0.42
2:G:485:SER:O	2:G:489:ASN:N	2.37	0.42
2:I:1101:ARG:HH21	2:I:1115:LEU:H	1.66	0.42

Continued on next page...

Continued from previous page...

Atom-1	Atom-2	Interatomic distance (Å)	Clash overlap (Å)
2:I:4983:HIS:CB	2:I:4988:TYR:HE2	2.32	0.42
2:I:887:ILE:HG21	2:I:959:TYR:HA	2.01	0.42
2:B:2793:PRO:HG3	2:B:2855:TYR:CZ	2.54	0.42
2:E:2764:GLU:HG3	2:E:2857:PRO:HB2	2.00	0.42
2:G:4833:ASN:ND2	2:G:4935:LEU:O	2.52	0.42
2:G:599:VAL:HG23	2:G:600:LEU:HD12	2.00	0.42
2:I:2862:LEU:HB3	2:I:2928:LYS:HB3	2.00	0.42
2:B:1725:ARG:HA	2:B:1728:ARG:HG2	2.01	0.42
2:B:379:HIS:NE2	2:B:381:GLU:OE1	2.52	0.42
2:B:3830:GLN:HA	2:B:3833:GLN:HG2	2.02	0.42
2:E:1859:VAL:HA	2:E:1862:ILE:HG12	2.01	0.42
2:E:4763:GLY:O	2:E:4766:THR:OG1	2.33	0.42
2:G:278:GLN:N	2:G:315:CYS:SG	2.92	0.42
2:B:1804:LEU:O	2:B:1808:ARG:N	2.49	0.42
2:B:2257:LEU:O	2:B:2261:SER:N	2.51	0.42
2:B:4673:ARG:HH12	2:B:4698:LYS:HE3	1.84	0.42
2:B:599:VAL:HG23	2:B:600:LEU:HD12	2.00	0.42
2:B:38:ALA:HB1	2:B:64:ILE:HG13	2.02	0.42
2:G:119:SER:HA	2:G:146:CYS:HA	2.01	0.42
2:G:2793:PRO:HG3	2:G:2855:TYR:CZ	2.54	0.42
2:G:38:ALA:HB1	2:G:64:ILE:HG13	2.02	0.42
2:I:38:ALA:HB1	2:I:64:ILE:HG13	2.02	0.42
2:B:1269:CYS:HA	2:B:1473:UNK:HA	2.01	0.42
2:B:1694:LEU:O	2:B:1712:TYR:OH	2.27	0.42
2:B:4993:MET:HA	2:B:4996:ILE:HD12	2.00	0.42
2:E:1679:ASN:HA	2:E:1682:ALA:HB3	2.01	0.42
2:E:4833:ASN:ND2	2:E:4935:LEU:O	2.52	0.42
2:G:1973:GLN:O	2:G:1977:TYR:N	2.45	0.42
2:I:1269:CYS:HA	2:I:1473:UNK:HA	2.01	0.42
2:B:2517:UNK:O	2:B:2521:UNK:N	2.53	0.42
2:E:1676:LEU:HD23	2:E:2167:ILE:HG23	2.01	0.42
2:G:989:ALA:O	2:G:1035:ASN:ND2	2.52	0.42
2:G:940:GLY:O	2:G:1052:ASN:N	2.53	0.42
2:I:3830:GLN:HA	2:I:3833:GLN:HG2	2.02	0.42
2:I:4763:GLY:O	2:I:4766:THR:OG1	2.32	0.42
2:B:983:THR:O	2:B:987:ARG:N	2.48	0.42
2:G:103:TYR:HB3	2:G:152:PRO:HD3	2.01	0.42
2:G:1859:VAL:HA	2:G:1862:ILE:HG12	2.01	0.42
2:G:4983:HIS:CB	2:G:4988:TYR:HE2	2.32	0.42
2:G:4993:MET:HA	2:G:4996:ILE:HD12	2.01	0.42
2:G:34:LYS:N	2:G:53:SER:OG	2.40	0.42

Continued on next page...

Continued from previous page...

Atom-1	Atom-2	Interatomic distance (Å)	Clash overlap (Å)
2:I:2024:PRO:O	2:I:2028:ARG:NE	2.49	0.42
2:I:983:THR:O	2:I:987:ARG:N	2.48	0.42
2:B:1859:VAL:HA	2:B:1862:ILE:HG12	2.01	0.42
2:E:1725:ARG:HA	2:E:1728:ARG:HG2	2.01	0.42
2:E:2024:PRO:HB2	2:E:2027:ILE:HG12	2.02	0.42
2:E:379:HIS:NE2	2:E:381:GLU:OE1	2.51	0.42
2:E:38:ALA:HB1	2:E:64:ILE:HG13	2.02	0.42
2:G:1725:ARG:HA	2:G:1728:ARG:HG2	2.01	0.42
2:B:1676:LEU:HD23	2:B:2167:ILE:HG23	2.01	0.42
2:E:1237:TRP:HH2	2:E:1652:GLU:HA	1.85	0.42
2:E:2024:PRO:O	2:E:2028:ARG:NE	2.49	0.42
2:E:3830:GLN:HA	2:E:3833:GLN:HG2	2.02	0.42
2:G:1854:PHE:HD1	2:G:1858:ASP:HB3	1.84	0.42
2:G:2024:PRO:HB2	2:G:2027:ILE:HG12	2.02	0.42
2:G:2517:UNK:O	2:G:2521:UNK:N	2.53	0.42
2:I:1804:LEU:O	2:I:1808:ARG:N	2.49	0.42
2:I:1973:GLN:HA	2:I:1976:ARG:HB3	2.00	0.42
2:I:940:GLY:O	2:I:1052:ASN:N	2.53	0.42
2:B:4929:LEU:HA	2:B:4929:LEU:HD13	1.91	0.42
2:B:734:GLY:O	2:B:736:HIS:ND1	2.51	0.42
2:B:776:LEU:HG	2:B:848:HIS:HA	2.01	0.42
2:E:1854:PHE:HD1	2:E:1858:ASP:HB3	1.84	0.42
2:E:2342:ASN:OD1	2:E:2342:ASN:N	2.51	0.42
2:E:599:VAL:HG23	2:E:600:LEU:HD12	2.00	0.42
2:G:1679:ASN:HA	2:G:1682:ALA:HB3	2.01	0.42
2:I:4066:LEU:HD11	2:I:4173:TYR:HB2	2.02	0.42
2:E:1269:CYS:HA	2:E:1473:UNK:HA	2.01	0.41
2:G:1103:GLY:HA3	2:G:1123:VAL:HA	2.02	0.41
2:G:3830:GLN:HA	2:G:3833:GLN:HG2	2.02	0.41
2:G:4066:LEU:HD11	2:G:4173:TYR:HB2	2.02	0.41
2:G:734:GLY:O	2:G:736:HIS:ND1	2.51	0.41
2:I:3647:HIS:O	2:I:3651:ASN:ND2	2.53	0.41
2:B:4066:LEU:HD11	2:B:4173:TYR:HB2	2.02	0.41
2:B:582:HIS:O	2:B:585:SER:OG	2.30	0.41
2:G:1154:ASP:O	2:G:1158:ASN:N	2.53	0.41
2:B:1237:TRP:HH2	2:B:1652:GLU:HA	1.85	0.41
2:B:4833:ASN:ND2	2:B:4935:LEU:O	2.52	0.41
2:B:989:ALA:O	2:B:1035:ASN:ND2	2.52	0.41
2:E:1171:SER:OG	2:E:1175:SER:N	2.44	0.41
2:E:2517:UNK:O	2:E:2521:UNK:N	2.53	0.41
2:E:3647:HIS:O	2:E:3651:ASN:ND2	2.53	0.41

Continued on next page...

Continued from previous page...

Atom-1	Atom-2	Interatomic distance (Å)	Clash overlap (Å)
2:G:2674:UNK:O	2:G:2676:UNK:N	2.54	0.41
2:I:1676:LEU:HD23	2:I:2167:ILE:HG23	2.01	0.41
2:I:2674:UNK:O	2:I:2676:UNK:N	2.53	0.41
2:I:4084:PRO:HD2	2:I:4085:ARG:NH1	2.36	0.41
2:I:4823:LEU:HD23	2:G:4843:LEU:HD12	2.01	0.41
2:I:4929:LEU:HA	2:I:4929:LEU:HD13	1.91	0.41
2:B:1103:GLY:HA3	2:B:1123:VAL:HA	2.02	0.41
2:B:1679:ASN:HA	2:B:1682:ALA:HB3	2.01	0.41
2:E:2823:ILE:HG12	2:E:2937:VAL:HG22	2.03	0.41
2:E:278:GLN:N	2:E:315:CYS:SG	2.92	0.41
2:E:776:LEU:HG	2:E:848:HIS:HA	2.01	0.41
2:G:280:LEU:HD21	2:G:316:PHE:HE2	1.86	0.41
2:I:1154:ASP:O	2:I:1158:ASN:N	2.53	0.41
2:I:2024:PRO:HB2	2:I:2027:ILE:HG12	2.02	0.41
1:A:2:VAL:HG21	1:A:61:GLU:HB2	2.02	0.41
2:B:2466:LEU:HD23	2:B:2469:ILE:HD12	2.03	0.41
2:B:280:LEU:HD21	2:B:316:PHE:HE2	1.86	0.41
2:B:4148:THR:HG21	2:B:4178:LEU:HD21	2.02	0.41
2:E:1973:GLN:O	2:E:1977:TYR:N	2.45	0.41
2:G:1237:TRP:HH2	2:G:1652:GLU:HA	1.85	0.41
2:G:3647:HIS:O	2:G:3651:ASN:ND2	2.53	0.41
2:I:877:ASN:HD22	2:I:1045:THR:HG23	1.85	0.41
2:E:113:HIS:CE1	2:E:402:ARG:HB3	2.55	0.41
2:E:280:LEU:HD21	2:E:316:PHE:HE2	1.86	0.41
2:E:4084:PRO:HD2	2:E:4085:ARG:NH1	2.36	0.41
2:E:4066:LEU:HD11	2:E:4173:TYR:HB2	2.02	0.41
2:E:4148:THR:HG21	2:E:4178:LEU:HD21	2.02	0.41
2:G:113:HIS:CE1	2:G:402:ARG:HB3	2.55	0.41
2:G:2214:VAL:HG23	2:G:2215:LEU:HD12	2.03	0.41
2:I:1679:ASN:HA	2:I:1682:ALA:HB3	2.01	0.41
2:I:278:GLN:N	2:I:315:CYS:SG	2.92	0.41
2:B:113:HIS:CE1	2:B:402:ARG:HB3	2.55	0.41
2:B:786:GLY:HA2	2:B:1631:GLN:HA	2.03	0.41
2:B:2299:VAL:O	2:B:2303:ALA:N	2.50	0.41
2:B:940:GLY:O	2:B:1052:ASN:N	2.53	0.41
2:E:877:ASN:HD22	2:E:1045:THR:HG23	1.85	0.41
2:E:1641:ILE:HA	2:E:1642:PRO:HD3	1.93	0.41
2:E:2004:GLU:HA	2:E:2007:ASN:HD22	1.86	0.41
2:E:2674:UNK:O	2:E:2676:UNK:N	2.54	0.41
2:E:989:ALA:O	2:E:1035:ASN:ND2	2.52	0.41
2:G:983:THR:O	2:G:987:ARG:N	2.48	0.41

Continued on next page...

Continued from previous page...

Atom-1	Atom-2	Interatomic distance (Å)	Clash overlap (Å)
2:I:786:GLY:HA2	2:I:1631:GLN:HA	2.03	0.41
2:E:103:TYR:HB3	2:E:152:PRO:HD3	2.01	0.41
2:E:750:LEU:HD21	2:E:777:PHE:HE2	1.86	0.41
2:E:940:GLY:O	2:E:1052:ASN:N	2.53	0.41
2:G:4697:VAL:O	2:G:4701:TRP:N	2.52	0.41
2:I:1725:ARG:HA	2:I:1728:ARG:HG2	2.01	0.41
2:I:2810:LYS:O	2:I:2814:LYS:N	2.45	0.41
2:I:2823:ILE:HG12	2:I:2937:VAL:HG22	2.03	0.41
2:I:113:HIS:CE1	2:I:402:ARG:HB3	2.55	0.41
1:A:7:ILE:N	1:A:71:ARG:O	2.50	0.41
2:B:2823:ILE:HG12	2:B:2937:VAL:HG22	2.03	0.41
2:B:4960:ILE:HD11	2:B:4985:LEU:CD2	2.51	0.41
2:B:767:VAL:HG12	2:B:769:GLU:HG3	2.03	0.41
2:E:1154:ASP:O	2:E:1158:ASN:N	2.53	0.41
2:E:1863:LEU:HB3	2:E:1870:VAL:HG21	2.03	0.41
2:G:647:ASN:ND2	2:G:820:ARG:O	2.50	0.41
2:I:4833:ASN:ND2	2:I:4935:LEU:O	2.52	0.41
2:B:2674:UNK:O	2:B:2676:UNK:N	2.54	0.41
2:B:3647:HIS:O	2:B:3651:ASN:ND2	2.53	0.41
2:B:4084:PRO:HD2	2:B:4085:ARG:NH1	2.36	0.41
2:B:877:ASN:HD22	2:B:1045:THR:HG23	1.85	0.41
2:E:1141:ARG:HD2	2:E:1141:ARG:H	1.86	0.41
1:F:2:VAL:HG21	1:F:61:GLU:HB2	2.02	0.41
2:G:2004:GLU:HA	2:G:2007:ASN:HD22	1.86	0.41
2:I:2243:SER:HB3	2:I:2246:ASN:H	1.86	0.41
2:I:3971:GLY:N	2:I:4032:GLU:OE2	2.47	0.41
1:J:7:ILE:N	1:J:71:ARG:O	2.50	0.41
2:B:1863:LEU:HB3	2:B:1870:VAL:HG21	2.03	0.41
2:B:2024:PRO:HB2	2:B:2027:ILE:HG12	2.02	0.41
2:E:790:ARG:HG2	2:E:1627:ALA:HA	2.03	0.41
2:E:4957:LYS:HG2	2:E:4964:GLY:CA	2.51	0.41
2:E:767:VAL:HG12	2:E:769:GLU:HG3	2.03	0.41
2:G:2823:ILE:HG12	2:G:2937:VAL:HG22	2.03	0.41
2:G:877:ASN:HD22	2:G:1045:THR:HG23	1.85	0.41
1:H:2:VAL:HG21	1:H:61:GLU:HB2	2.02	0.41
2:I:2517:UNK:O	2:I:2521:UNK:N	2.53	0.41
2:I:3971:GLY:H	2:I:5005:GLY:HA3	1.86	0.41
1:J:2:VAL:HG21	1:J:61:GLU:HB2	2.02	0.41
2:B:4886:HIS:O	2:B:4890:GLY:N	2.52	0.40
2:E:4976:GLU:HA	2:E:4979:THR:CG2	2.52	0.40
2:G:2095:GLN:HA	2:G:2127:GLN:NE2	2.37	0.40

Continued on next page...

Continued from previous page...

Atom-1	Atom-2	Interatomic distance (Å)	Clash overlap (Å)
2:G:4763:GLY:O	2:G:4766:THR:OG1	2.32	0.40
2:G:37:LEU:HD11	2:G:47:CYS:HB3	2.04	0.40
2:I:1237:TRP:HH2	2:I:1652:GLU:HA	1.85	0.40
2:I:2466:LEU:HD23	2:I:2469:ILE:HD12	2.03	0.40
2:I:4148:THR:HG21	2:I:4178:LEU:HD21	2.02	0.40
2:I:864:PRO:HD2	2:I:867:LEU:HD12	2.03	0.40
2:E:1103:GLY:HA3	2:E:1123:VAL:HA	2.02	0.40
2:G:1653:LEU:HB3	2:G:1660:GLN:HB2	2.04	0.40
2:G:767:VAL:HG12	2:G:769:GLU:HG3	2.03	0.40
2:I:1802:ILE:HG21	2:I:1807:LEU:HD22	2.04	0.40
2:I:4960:ILE:HD11	2:I:4985:LEU:CD2	2.51	0.40
2:B:1078:GLU:HB3	2:B:1081:TYR:HD2	1.86	0.40
2:B:1808:ARG:HD3	2:B:1853:ILE:HG22	2.04	0.40
2:B:2004:GLU:HA	2:B:2007:ASN:HD22	1.86	0.40
2:B:358:THR:HG21	2:B:382:GLY:HA2	2.04	0.40
2:B:4080:TYR:CZ	2:B:4096:ALA:HB3	2.56	0.40
2:E:2034:PHE:O	2:E:2038:LEU:N	2.55	0.40
2:G:4976:GLU:HA	2:G:4979:THR:CG2	2.52	0.40
2:I:37:LEU:HD11	2:I:47:CYS:HB3	2.03	0.40
2:B:1154:ASP:O	2:B:1158:ASN:N	2.53	0.40
2:B:750:LEU:HD21	2:B:777:PHE:HE2	1.86	0.40
2:E:2095:GLN:HA	2:E:2127:GLN:NE2	2.36	0.40
2:E:2466:LEU:HA	2:E:2469:ILE:HD12	2.03	0.40
2:E:4156:HIS:CE1	2:E:5036:LEU:HD11	2.56	0.40
2:E:786:GLY:HA2	2:E:1631:GLN:HA	2.03	0.40
2:G:1078:GLU:HG3	2:G:1237:TRP:HE1	1.87	0.40
2:G:2243:SER:HB3	2:G:2246:ASN:H	1.86	0.40
2:G:4987:ASN:HA	2:G:4990:PHE:HD2	1.87	0.40
2:G:786:GLY:HA2	2:G:1631:GLN:HA	2.03	0.40
2:I:2034:PHE:O	2:I:2038:LEU:N	2.55	0.40
2:I:280:LEU:HD21	2:I:316:PHE:HE2	1.86	0.40
2:I:4987:ASN:HA	2:I:4990:PHE:HD2	1.87	0.40
2:B:2095:GLN:HA	2:B:2127:GLN:NE2	2.37	0.40
2:B:2214:VAL:HG23	2:B:2215:LEU:HD12	2.03	0.40
2:B:4984:ASN:C	2:B:4986:ALA:N	2.75	0.40
2:G:2466:LEU:HA	2:G:2469:ILE:HD12	2.03	0.40
2:G:3971:GLY:H	2:G:5005:GLY:HA3	1.86	0.40
2:G:4156:HIS:CE1	2:G:5036:LEU:HD11	2.56	0.40
2:G:4148:THR:HG21	2:G:4178:LEU:HD21	2.02	0.40
2:G:794:GLY:H	2:G:798:GLY:HA3	1.87	0.40
2:I:1653:LEU:HB3	2:I:1660:GLN:HB2	2.04	0.40

Continued on next page...

Continued from previous page...

Atom-1	Atom-2	Interatomic distance (Å)	Clash overlap (Å)
2:I:1863:LEU:HB3	2:I:1870:VAL:HG21	2.03	0.40
2:I:2095:GLN:HA	2:I:2127:GLN:NE2	2.36	0.40
2:I:750:LEU:HD21	2:I:777:PHE:HE2	1.86	0.40

There are no symmetry-related clashes.

5.3 Torsion angles [i](#)

5.3.1 Protein backbone [i](#)

In the following table, the Percentiles column shows the percent Ramachandran outliers of the chain as a percentile score with respect to all PDB entries followed by that with respect to all EM entries.

The Analysed column shows the number of residues for which the backbone conformation was analysed, and the total number of residues.

Mol	Chain	Analysed	Favoured	Allowed	Outliers	Percentiles	
1	A	105/108 (97%)	98 (93%)	7 (7%)	0	100	100
1	F	105/108 (97%)	98 (93%)	7 (7%)	0	100	100
1	H	105/108 (97%)	98 (93%)	7 (7%)	0	100	100
1	J	105/108 (97%)	98 (93%)	7 (7%)	0	100	100
2	B	3235/4416 (73%)	2891 (89%)	338 (10%)	6 (0%)	51	85
2	E	3235/4416 (73%)	2892 (89%)	338 (10%)	5 (0%)	51	85
2	G	3235/4416 (73%)	2890 (89%)	340 (10%)	5 (0%)	51	85
2	I	3235/4416 (73%)	2889 (89%)	340 (10%)	6 (0%)	51	85
All	All	13360/18096 (74%)	11954 (90%)	1384 (10%)	22 (0%)	54	85

All (22) Ramachandran outliers are listed below:

Mol	Chain	Res	Type
2	B	5028	PHE
2	E	5028	PHE
2	I	5028	PHE
2	G	5028	PHE
2	B	1932	PRO
2	E	1932	PRO
2	I	1932	PRO

Continued on next page...

Continued from previous page...

Mol	Chain	Res	Type
2	G	1932	PRO
2	B	1708	ARG
2	E	1708	ARG
2	I	1708	ARG
2	G	1708	ARG
2	B	1840	PRO
2	B	4641	PRO
2	E	1840	PRO
2	E	4641	PRO
2	I	1840	PRO
2	I	4641	PRO
2	G	1840	PRO
2	G	4641	PRO
2	B	4985	LEU
2	I	4985	LEU

5.3.2 Protein sidechains ⓘ

In the following table, the Percentiles column shows the percent sidechain outliers of the chain as a percentile score with respect to all PDB entries followed by that with respect to all EM entries.

The Analysed column shows the number of residues for which the sidechain conformation was analysed, and the total number of residues.

Mol	Chain	Analysed	Rotameric	Outliers	Percentiles	
1	A	88/89 (99%)	88 (100%)	0	100	100
1	F	88/89 (99%)	88 (100%)	0	100	100
1	H	88/89 (99%)	88 (100%)	0	100	100
1	J	88/89 (99%)	88 (100%)	0	100	100
2	B	2493/3022 (82%)	2475 (99%)	18 (1%)	87	93
2	E	2493/3022 (82%)	2474 (99%)	19 (1%)	85	92
2	G	2493/3022 (82%)	2475 (99%)	18 (1%)	87	93
2	I	2493/3022 (82%)	2475 (99%)	18 (1%)	87	93
All	All	10324/12444 (83%)	10251 (99%)	73 (1%)	87	93

All (73) residues with a non-rotameric sidechain are listed below:

Mol	Chain	Res	Type
2	B	131	LEU
2	B	534	ARG
2	B	553	ARG
2	B	1076	ARG
2	B	1141	ARG
2	B	1600	LEU
2	B	1676	LEU
2	B	1964	ARG
2	B	3787	LYS
2	B	3896	ASN
2	B	4034	ASN
2	B	4085	ARG
2	B	4120	ASN
2	B	4131	ARG
2	B	4137	ARG
2	B	4913	ARG
2	B	4944	ARG
2	B	4961	CYS
2	E	131	LEU
2	E	534	ARG
2	E	553	ARG
2	E	1076	ARG
2	E	1141	ARG
2	E	1600	LEU
2	E	1676	LEU
2	E	1964	ARG
2	E	3787	LYS
2	E	3805	LEU
2	E	3896	ASN
2	E	4034	ASN
2	E	4085	ARG
2	E	4120	ASN
2	E	4131	ARG
2	E	4137	ARG
2	E	4913	ARG
2	E	4944	ARG
2	E	4961	CYS
2	I	131	LEU
2	I	534	ARG
2	I	553	ARG
2	I	1076	ARG
2	I	1141	ARG
2	I	1600	LEU

Continued on next page...

Continued from previous page...

Mol	Chain	Res	Type
2	I	1676	LEU
2	I	1964	ARG
2	I	3787	LYS
2	I	3896	ASN
2	I	4034	ASN
2	I	4085	ARG
2	I	4120	ASN
2	I	4131	ARG
2	I	4137	ARG
2	I	4913	ARG
2	I	4944	ARG
2	I	4961	CYS
2	G	131	LEU
2	G	534	ARG
2	G	553	ARG
2	G	1076	ARG
2	G	1141	ARG
2	G	1600	LEU
2	G	1676	LEU
2	G	1964	ARG
2	G	3787	LYS
2	G	3896	ASN
2	G	4034	ASN
2	G	4085	ARG
2	G	4120	ASN
2	G	4131	ARG
2	G	4137	ARG
2	G	4913	ARG
2	G	4944	ARG
2	G	4961	CYS

Some sidechains can be flipped to improve hydrogen bonding and reduce clashes. All (156) such sidechains are listed below:

Mol	Chain	Res	Type
1	F	87	HIS
1	A	87	HIS
1	H	87	HIS
1	J	87	HIS
2	B	57	ASN
2	B	113	HIS
2	B	224	HIS
2	B	273	HIS

Continued on next page...

Continued from previous page...

Mol	Chain	Res	Type
2	B	379	HIS
2	B	383	HIS
2	B	395	GLN
2	B	413	GLN
2	B	479	GLN
2	B	520	ASN
2	B	582	HIS
2	B	725	HIS
2	B	1598	GLN
2	B	1679	ASN
2	B	1688	HIS
2	B	1691	GLN
2	B	1693	GLN
2	B	1719	HIS
2	B	1775	HIS
2	B	1972	ASN
2	B	2005	GLN
2	B	2127	GLN
2	B	3766	GLN
2	B	3809	ASN
2	B	3889	GLN
2	B	3896	ASN
2	B	3946	GLN
2	B	3950	ASN
2	B	3960	GLN
2	B	3976	ASN
2	B	4034	ASN
2	B	4054	ASN
2	B	4120	ASN
2	B	4142	ASN
2	B	4209	GLN
2	B	4806	ASN
2	B	4983	HIS
2	B	5003	HIS
2	E	57	ASN
2	E	111	HIS
2	E	113	HIS
2	E	224	HIS
2	E	273	HIS
2	E	379	HIS
2	E	383	HIS
2	E	395	GLN

Continued on next page...

Continued from previous page...

Mol	Chain	Res	Type
2	E	413	GLN
2	E	479	GLN
2	E	520	ASN
2	E	582	HIS
2	E	725	HIS
2	E	1598	GLN
2	E	1679	ASN
2	E	1688	HIS
2	E	1691	GLN
2	E	1693	GLN
2	E	1719	HIS
2	E	1775	HIS
2	E	1972	ASN
2	E	2005	GLN
2	E	2127	GLN
2	E	3766	GLN
2	E	3809	ASN
2	E	3889	GLN
2	E	3896	ASN
2	E	3946	GLN
2	E	3950	ASN
2	E	3960	GLN
2	E	3976	ASN
2	E	4034	ASN
2	E	4054	ASN
2	E	4120	ASN
2	E	4209	GLN
2	E	4806	ASN
2	E	4983	HIS
2	E	5003	HIS
2	I	57	ASN
2	I	111	HIS
2	I	113	HIS
2	I	224	HIS
2	I	273	HIS
2	I	379	HIS
2	I	383	HIS
2	I	395	GLN
2	I	413	GLN
2	I	479	GLN
2	I	520	ASN
2	I	582	HIS

Continued on next page...

Continued from previous page...

Mol	Chain	Res	Type
2	I	725	HIS
2	I	1598	GLN
2	I	1679	ASN
2	I	1688	HIS
2	I	1691	GLN
2	I	1693	GLN
2	I	1719	HIS
2	I	1775	HIS
2	I	1972	ASN
2	I	2005	GLN
2	I	2127	GLN
2	I	3766	GLN
2	I	3809	ASN
2	I	3889	GLN
2	I	3896	ASN
2	I	3946	GLN
2	I	3950	ASN
2	I	3960	GLN
2	I	3976	ASN
2	I	4034	ASN
2	I	4054	ASN
2	I	4120	ASN
2	I	4142	ASN
2	I	4209	GLN
2	I	4806	ASN
2	I	4983	HIS
2	I	5003	HIS
2	G	57	ASN
2	G	111	HIS
2	G	113	HIS
2	G	224	HIS
2	G	273	HIS
2	G	379	HIS
2	G	383	HIS
2	G	395	GLN
2	G	413	GLN
2	G	479	GLN
2	G	582	HIS
2	G	725	HIS
2	G	1598	GLN
2	G	1679	ASN
2	G	1688	HIS

Continued on next page...

Continued from previous page...

Mol	Chain	Res	Type
2	G	1691	GLN
2	G	1693	GLN
2	G	1719	HIS
2	G	1775	HIS
2	G	1972	ASN
2	G	2005	GLN
2	G	2127	GLN
2	G	3766	GLN
2	G	3809	ASN
2	G	3889	GLN
2	G	3896	ASN
2	G	3946	GLN
2	G	3950	ASN
2	G	3960	GLN
2	G	3976	ASN
2	G	4034	ASN
2	G	4054	ASN
2	G	4120	ASN
2	G	4209	GLN
2	G	4806	ASN
2	G	4983	HIS
2	G	5003	HIS

5.3.3 RNA ⓘ

There are no RNA molecules in this entry.

5.4 Non-standard residues in protein, DNA, RNA chains ⓘ

There are no non-standard protein/DNA/RNA residues in this entry.

5.5 Carbohydrates ⓘ

There are no carbohydrates in this entry.

5.6 Ligand geometry ⓘ

Of 16 ligands modelled in this entry, 8 are monoatomic - leaving 8 for Mogul analysis.

In the following table, the Counts columns list the number of bonds (or angles) for which Mogul statistics could be retrieved, the number of bonds (or angles) that are observed in the model and

the number of bonds (or angles) that are defined in the chemical component dictionary. The Link column lists molecule types, if any, to which the group is linked. The Z score for a bond length (or angle) is the number of standard deviations the observed value is removed from the expected value. A bond length (or angle) with $|Z| > 2$ is considered an outlier worth inspection. RMSZ is the root-mean-square of all Z scores of the bond lengths (or angles).

Mol	Type	Chain	Res	Link	Bond lengths			Bond angles		
					Counts	RMSZ	# Z > 2	Counts	RMSZ	# Z > 2
3	ATP	B	5101	-	27,33,33	0.90	1 (3%)	25,52,52	1.57	2 (8%)
4	CFF	B	5102	-	7,15,15	1.97	2 (28%)	8,23,23	1.22	1 (12%)
3	ATP	E	5101	-	27,33,33	0.89	1 (3%)	25,52,52	1.56	2 (8%)
4	CFF	E	5102	-	7,15,15	1.98	2 (28%)	8,23,23	1.22	1 (12%)
3	ATP	G	5101	-	27,33,33	0.89	1 (3%)	25,52,52	1.57	2 (8%)
4	CFF	G	5102	-	7,15,15	1.98	2 (28%)	8,23,23	1.23	1 (12%)
3	ATP	I	5101	-	27,33,33	0.89	1 (3%)	25,52,52	1.56	2 (8%)
4	CFF	I	5102	-	7,15,15	1.97	2 (28%)	8,23,23	1.22	1 (12%)

In the following table, the Chirals column lists the number of chiral outliers, the number of chiral centers analysed, the number of these observed in the model and the number defined in the chemical component dictionary. Similar counts are reported in the Torsion and Rings columns. '-' means no outliers of that kind were identified.

Mol	Type	Chain	Res	Link	Chirals	Torsions	Rings
3	ATP	B	5101	-	-	0/18/38/38	0/3/3/3
4	CFF	B	5102	-	-	0/0/0/0	0/2/2/2
3	ATP	E	5101	-	-	0/18/38/38	0/3/3/3
4	CFF	E	5102	-	-	0/0/0/0	0/2/2/2
3	ATP	G	5101	-	-	0/18/38/38	0/3/3/3
4	CFF	G	5102	-	-	0/0/0/0	0/2/2/2
3	ATP	I	5101	-	-	0/18/38/38	0/3/3/3
4	CFF	I	5102	-	-	0/0/0/0	0/2/2/2

All (12) bond length outliers are listed below:

Mol	Chain	Res	Type	Atoms	Z	Observed(Å)	Ideal(Å)
4	G	5102	CFF	C6-N1	-3.95	1.32	1.38
4	I	5102	CFF	C6-N1	-3.94	1.32	1.38
4	B	5102	CFF	C6-N1	-3.92	1.32	1.38
4	E	5102	CFF	C6-N1	-3.92	1.32	1.38
4	B	5102	CFF	O13-C6	-2.38	1.18	1.24
4	I	5102	CFF	O13-C6	-2.38	1.18	1.24
4	E	5102	CFF	O13-C6	-2.38	1.18	1.24
4	G	5102	CFF	O13-C6	-2.38	1.18	1.24

Continued on next page...

Continued from previous page...

Mol	Chain	Res	Type	Atoms	Z	Observed(Å)	Ideal(Å)
3	E	5101	ATP	C5-C4	2.86	1.46	1.40
3	G	5101	ATP	C5-C4	2.88	1.47	1.40
3	I	5101	ATP	C5-C4	2.90	1.47	1.40
3	B	5101	ATP	C5-C4	2.90	1.47	1.40

All (12) bond angle outliers are listed below:

Mol	Chain	Res	Type	Atoms	Z	Observed(°)	Ideal(°)
3	G	5101	ATP	N3-C2-N1	-5.71	123.88	128.86
3	B	5101	ATP	N3-C2-N1	-5.69	123.90	128.86
3	I	5101	ATP	N3-C2-N1	-5.66	123.92	128.86
3	E	5101	ATP	N3-C2-N1	-5.66	123.93	128.86
4	I	5102	CFF	C14-N7-C8	-2.89	111.73	125.45
4	B	5102	CFF	C14-N7-C8	-2.88	111.76	125.45
4	E	5102	CFF	C14-N7-C8	-2.88	111.76	125.45
4	G	5102	CFF	C14-N7-C8	-2.88	111.77	125.45
3	I	5101	ATP	C4-C5-N7	-2.58	106.92	109.41
3	B	5101	ATP	C4-C5-N7	-2.55	106.95	109.41
3	G	5101	ATP	C4-C5-N7	-2.54	106.96	109.41
3	E	5101	ATP	C4-C5-N7	-2.53	106.97	109.41

There are no chirality outliers.

There are no torsion outliers.

There are no ring outliers.

8 monomers are involved in 12 short contacts:

Mol	Chain	Res	Type	Clashes	Symm-Clashes
3	B	5101	ATP	2	0
4	B	5102	CFF	1	0
3	E	5101	ATP	2	0
4	E	5102	CFF	1	0
3	G	5101	ATP	2	0
4	G	5102	CFF	1	0
3	I	5101	ATP	2	0
4	I	5102	CFF	1	0

5.7 Other polymers

There are no such residues in this entry.

5.8 Polymer linkage issues ⓘ

The following chains have linkage breaks:

Mol	Chain	Number of breaks
2	G	14
2	B	14
2	I	14
2	E	14

All chain breaks are listed below:

Model	Chain	Residue-1	Atom-1	Residue-2	Atom-2	Distance (Å)
1	B	4345:UNK	C	4540:PHE	N	72.88
1	E	4345:UNK	C	4540:PHE	N	72.88
1	I	4345:UNK	C	4540:PHE	N	72.88
1	G	4345:UNK	C	4540:PHE	N	72.88
1	B	3613:UNK	C	3639:THR	N	43.44
1	E	3613:UNK	C	3639:THR	N	43.44
1	I	3613:UNK	C	3639:THR	N	43.44
1	G	3613:UNK	C	3639:THR	N	43.44
1	B	4253:GLU	C	4320:UNK	N	27.19
1	E	4253:GLU	C	4320:UNK	N	27.19
1	I	4253:GLU	C	4320:UNK	N	27.19
1	G	4253:GLU	C	4320:UNK	N	27.19
1	B	3163:UNK	C	3170:UNK	N	15.93
1	E	3163:UNK	C	3170:UNK	N	15.93
1	I	3163:UNK	C	3170:UNK	N	15.93
1	G	3163:UNK	C	3170:UNK	N	15.93
1	E	3063:UNK	C	3134:UNK	N	15.07
1	G	3063:UNK	C	3134:UNK	N	15.07
1	B	3063:UNK	C	3134:UNK	N	15.06
1	I	3063:UNK	C	3134:UNK	N	15.06
1	B	3468:UNK	C	3511:UNK	N	14.28
1	E	3468:UNK	C	3511:UNK	N	14.28
1	I	3468:UNK	C	3511:UNK	N	14.28
1	G	3468:UNK	C	3511:UNK	N	14.28
1	B	2703:UNK	C	2734:ASN	N	14.09
1	E	2703:UNK	C	2734:ASN	N	14.09
1	I	2703:UNK	C	2734:ASN	N	14.09
1	G	2703:UNK	C	2734:ASN	N	14.09
1	B	3236:UNK	C	3241:UNK	N	13.30
1	E	3236:UNK	C	3241:UNK	N	13.30
1	I	3236:UNK	C	3241:UNK	N	13.30
1	G	3236:UNK	C	3241:UNK	N	13.30

Continued on next page...

Continued from previous page...

Model	Chain	Residue-1	Atom-1	Residue-2	Atom-2	Distance (Å)
1	B	1564:UNK	C	1573:MET	N	12.36
1	E	1564:UNK	C	1573:MET	N	12.36
1	I	1564:UNK	C	1573:MET	N	12.36
1	G	1564:UNK	C	1573:MET	N	12.36
1	B	2976:UNK	C	2995:UNK	N	12.29
1	E	2976:UNK	C	2995:UNK	N	12.29
1	I	2976:UNK	C	2995:UNK	N	12.29
1	G	2976:UNK	C	2995:UNK	N	12.29
1	B	3254:UNK	C	3261:UNK	N	8.12
1	E	3254:UNK	C	3261:UNK	N	8.12
1	I	3254:UNK	C	3261:UNK	N	8.12
1	G	3254:UNK	C	3261:UNK	N	8.12
1	B	1297:UNK	C	1430:UNK	N	6.33
1	E	1297:UNK	C	1430:UNK	N	6.33
1	I	1297:UNK	C	1430:UNK	N	6.33
1	G	1297:UNK	C	1430:UNK	N	6.33
1	B	2939:ARG	C	2942:UNK	N	3.27
1	E	2939:ARG	C	2942:UNK	N	3.27
1	I	2939:ARG	C	2942:UNK	N	3.27
1	G	2939:ARG	C	2942:UNK	N	3.27
1	B	2479:LEU	C	2487:UNK	N	3.24
1	E	2479:LEU	C	2487:UNK	N	3.24
1	I	2479:LEU	C	2487:UNK	N	3.24
1	G	2479:LEU	C	2487:UNK	N	3.24