



Full wwPDB/EMDatabank EM Map/Model Validation Report ⓘ

Mar 2, 2017 – 01:12 pm GMT

PDB ID : 5TAY
EMDB ID: : EMD-8389
Title : Structure of rabbit RyR1 (ryanodine dataset, class 2)
Authors : Clarke, O.B.; des Georges, A.; Zalk, R.; Marks, A.R.; Hendrickson, W.A.;
Frank, J.
Deposited on : 2016-09-10
Resolution : 4.60 Å(reported)

This is a Full wwPDB/EMDatabank EM Map/Model Validation Report
for a publicly released PDB/EMDB entry.

We welcome your comments at validation@mail.wwpdb.org
A user guide is available at
<http://wwpdb.org/validation/2016/EMValidationReportHelp>
with specific help available everywhere you see the ⓘ symbol.

MolProbity : 4.02b-467
Percentile statistics : 20161228.v01 (using entries in the PDB archive December 28th 2016)
Ideal geometry (proteins) : Engh & Huber (2001)
Ideal geometry (DNA, RNA) : Parkinson et. al. (1996)
Validation Pipeline (wwPDB-VP) : recalc29047

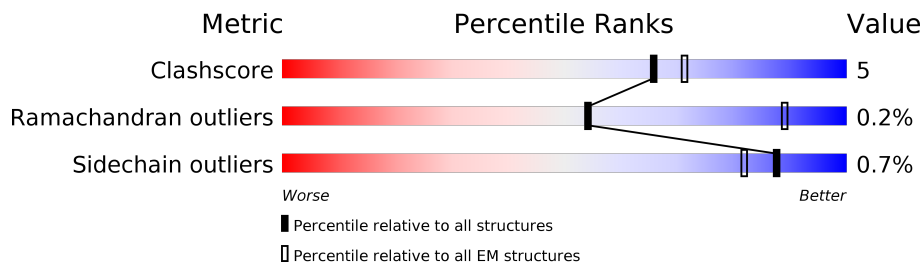
1 Overall quality at a glance

The following experimental techniques were used to determine the structure:

ELECTRON MICROSCOPY

The reported resolution of this entry is 4.60 Å.

Percentile scores (ranging between 0-100) for global validation metrics of the entry are shown in the following graphic. The table shows the number of entries on which the scores are based.



Metric	Whole archive (#Entries)	EM structures (#Entries)
Clashscore	125131	1336
Ramachandran outliers	121729	1120
Sidechain outliers	121581	1026

The table below summarises the geometric issues observed across the polymeric chains. The red, orange, yellow and green segments on the bar indicate the fraction of residues that contain outliers for ≥ 3 , 2, 1 and 0 types of geometric quality criteria. A grey segment represents the fraction of residues that are not modelled. The numeric value for each fraction is indicated below the corresponding segment, with a dot representing fractions $\leq 5\%$

Mol	Chain	Length	Quality of chain
1	A	108	89% 10% .
1	F	108	86% 13% .
1	H	108	87% 12% .
1	J	108	86% 13% .
2	B	4416	84% 10% 5%
2	E	4416	84% 10% 5%
2	G	4416	84% 10% 5%
2	I	4416	85% 10% 5%

2 Entry composition

There are 4 unique types of molecules in this entry. The entry contains 121276 atoms, of which 0 are hydrogens and 0 are deuteriums.

In the tables below, the AltConf column contains the number of residues with at least one atom in alternate conformation and the Trace column contains the number of residues modelled with at most 2 atoms.

- Molecule 1 is a protein called Peptidyl-prolyl cis-trans isomerase FKBP1B.

Mol	Chain	Residues	Atoms					AltConf	Trace
1	F	107	Total	C	N	O	S	0	0
			818	516	144	154	4		
1	A	107	Total	C	N	O	S	0	0
			818	516	144	154	4		
1	H	107	Total	C	N	O	S	0	0
			818	516	144	154	4		
1	J	107	Total	C	N	O	S	0	0
			818	516	144	154	4		

- Molecule 2 is a protein called Ryanodine receptor 1.

Mol	Chain	Residues	Atoms					AltConf	Trace
2	B	4194	Total	C	N	O	S	0	0
			29499	18686	5228	5428	157		
2	G	4194	Total	C	N	O	S	0	0
			29499	18686	5228	5428	157		
2	I	4194	Total	C	N	O	S	0	0
			29499	18686	5228	5428	157		
2	E	4194	Total	C	N	O	S	0	0
			29499	18686	5228	5428	157		

- Molecule 3 is ZINC ION (three-letter code: ZN) (formula: Zn).

Mol	Chain	Residues	Atoms		AltConf
3	G	1	Total	Zn	0
			1	1	
3	B	1	Total	Zn	0
			1	1	
3	I	1	Total	Zn	0
			1	1	
3	E	1	Total	Zn	0
			1	1	


- Molecule 4 is CALCIUM ION (three-letter code: CA) (formula: Ca).

Mol	Chain	Residues	Atoms		AltConf
4	G	1	Total 1	Ca 1	0
4	B	1	Total 1	Ca 1	0
4	I	1	Total 1	Ca 1	0
4	E	1	Total 1	Ca 1	0

3 Residue-property plots


These plots are drawn for all protein, RNA and DNA chains in the entry. The first graphic for a chain summarises the proportions of the various outlier classes displayed in the second graphic. The second graphic shows the sequence view annotated by issues in geometry. Residues are color-coded according to the number of geometric quality criteria for which they contain at least one outlier: green = 0, yellow = 1, orange = 2 and red = 3 or more. Stretches of 2 or more consecutive residues without any outlier are shown as a green connector. Residues present in the sample, but not in the model, are shown in grey.

- Molecule 1: Peptidyl-prolyl cis-trans isomerase FKBP1B

Chain F: 




- Molecule 1: Peptidyl-prolyl cis-trans isomerase FKBP1B

Chain A: 




- Molecule 1: Peptidyl-prolyl cis-trans isomerase FKBP1B

Chain H: 




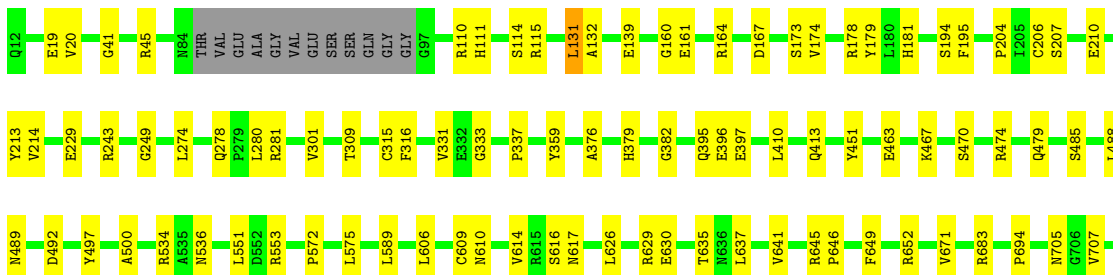
- Molecule 1: Peptidyl-prolyl cis-trans isomerase FKBP1B

Chain J: 



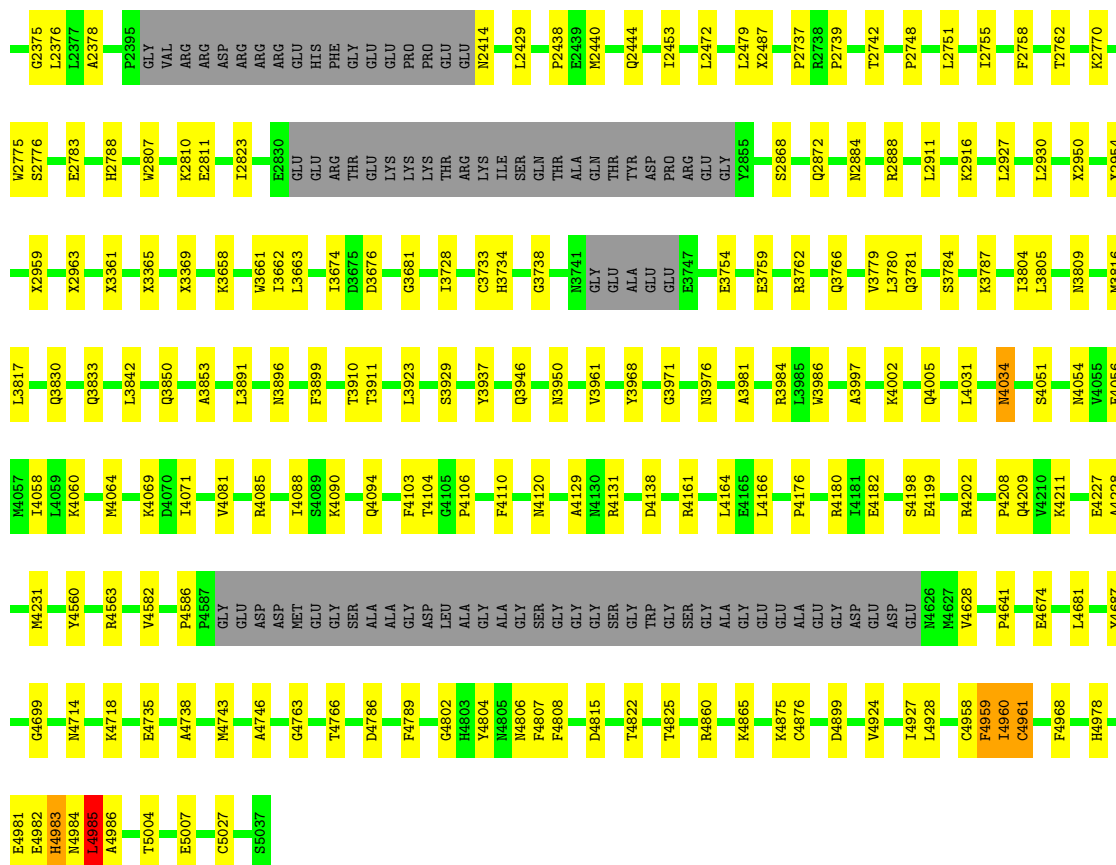
- Molecule 2: Ryanodine receptor 1

Chain B: 



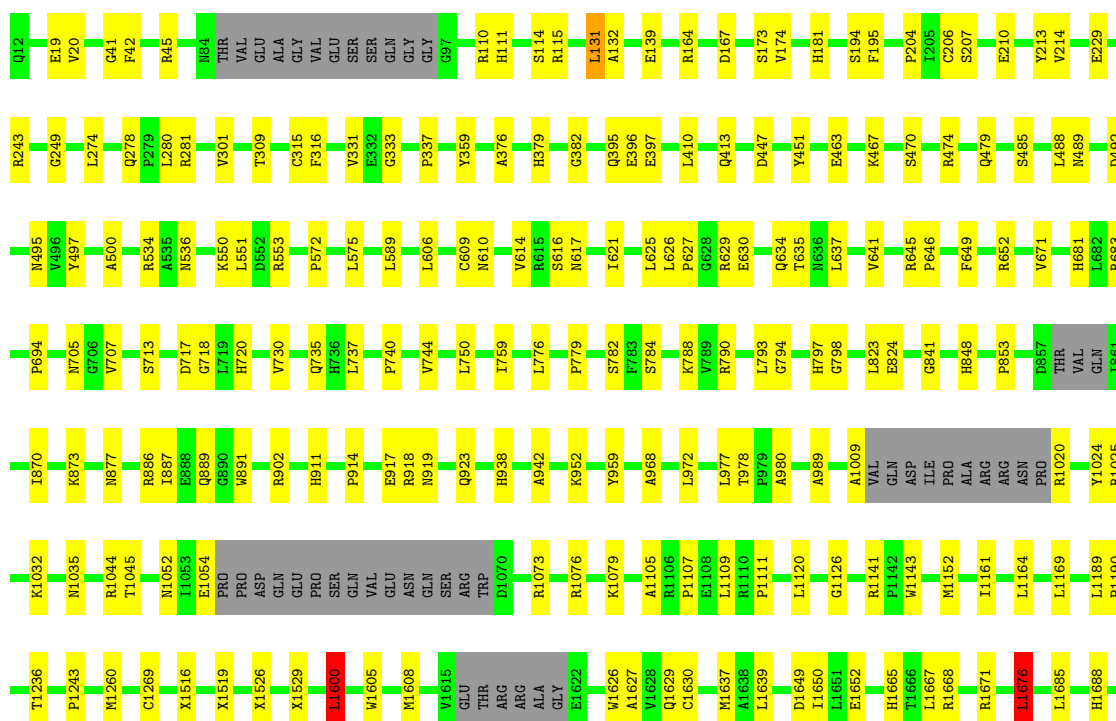

WORLDWIDE PDB
 PROTEIN DATA BANK

EMDataBank
 Unified Data Resource for 3DEM



• Molecule 2: Ryanodine receptor 1

Chain E: 84% 10% 5%




WORLDWIDE PDB
 PROTEIN DATA BANK

EMDataBank
 Unified Data Resource for 3DEM

4 Experimental information

Property	Value	Source
Reconstruction method	SINGLE PARTICLE	Depositor
Imposed symmetry	POINT, Not provided	Depositor
Number of particles used	55564	Depositor
Resolution determination method	FSC 0.143 CUT-OFF	Depositor
CTF correction method	Not provided	Depositor
Microscope	FEI POLARA 300	Depositor
Voltage (kV)	300	Depositor
Electron dose ($e^-/\text{\AA}^2$)	Not provided	Depositor
Minimum defocus (nm)	Not provided	Depositor
Maximum defocus (nm)	Not provided	Depositor
Magnification	Not provided	Depositor
Image detector	Not provided	Depositor

5 Model quality

5.1 Standard geometry

Bond lengths and bond angles in the following residue types are not validated in this section: ZN, CA

The Z score for a bond length (or angle) is the number of standard deviations the observed value is removed from the expected value. A bond length (or angle) with $|Z| > 5$ is considered an outlier worth inspection. RMSZ is the root-mean-square of all Z scores of the bond lengths (or angles).

Mol	Chain	Bond lengths		Bond angles	
		RMSZ	$\# Z > 2$	RMSZ	$\# Z > 2$
1	A	0.30	0/834	0.53	0/1123
1	F	0.30	0/834	0.53	0/1123
1	H	0.30	0/834	0.53	0/1123
1	J	0.30	0/834	0.53	0/1123
2	B	0.30	0/25428	0.54	6/34534 (0.0%)
2	E	0.30	0/25428	0.54	6/34534 (0.0%)
2	G	0.30	0/25428	0.54	6/34534 (0.0%)
2	I	0.30	0/25428	0.54	6/34534 (0.0%)
All	All	0.30	0/105048	0.54	24/142628 (0.0%)

Chiral center outliers are detected by calculating the chiral volume of a chiral center and verifying if the center is modelled as a planar moiety or with the opposite hand. A planarity outlier is detected by checking planarity of atoms in a peptide group, atoms in a mainchain group or atoms of a sidechain that are expected to be planar.

Mol	Chain	#Chirality outliers	#Planarity outliers
2	B	0	11
2	E	0	11
2	G	0	11
2	I	0	11
All	All	0	44

There are no bond length outliers.

All (24) bond angle outliers are listed below:

Mol	Chain	Res	Type	Atoms	Z	Observed(°)	Ideal(°)
2	E	131	LEU	CA-CB-CG	7.94	133.56	115.30
2	I	131	LEU	CA-CB-CG	7.93	133.53	115.30
2	B	131	LEU	CA-CB-CG	7.92	133.53	115.30
2	G	131	LEU	CA-CB-CG	7.91	133.49	115.30

Continued on next page...

Continued from previous page...

Mol	Chain	Res	Type	Atoms	Z	Observed(°)	Ideal(°)
2	E	1676	LEU	CA-CB-CG	6.62	130.52	115.30
2	I	1676	LEU	CA-CB-CG	6.61	130.50	115.30
2	B	1676	LEU	CA-CB-CG	6.60	130.49	115.30
2	G	1676	LEU	CA-CB-CG	6.59	130.46	115.30
2	G	1600	LEU	CA-CB-CG	6.37	129.94	115.30
2	E	1600	LEU	CA-CB-CG	6.35	129.91	115.30
2	B	1600	LEU	CA-CB-CG	6.34	129.88	115.30
2	I	1600	LEU	CA-CB-CG	6.33	129.86	115.30
2	B	4985	LEU	CA-CB-CG	5.79	128.63	115.30
2	I	4985	LEU	CA-CB-CG	5.79	128.62	115.30
2	G	4985	LEU	CA-CB-CG	5.79	128.61	115.30
2	E	4985	LEU	CA-CB-CG	5.77	128.58	115.30
2	E	977	LEU	CA-CB-CG	5.20	127.27	115.30
2	G	977	LEU	CA-CB-CG	5.20	127.25	115.30
2	I	977	LEU	CA-CB-CG	5.19	127.24	115.30
2	B	977	LEU	CA-CB-CG	5.19	127.24	115.30
2	G	2290	LEU	CA-CB-CG	5.17	127.19	115.30
2	E	2290	LEU	CA-CB-CG	5.17	127.18	115.30
2	B	2290	LEU	CA-CB-CG	5.16	127.16	115.30
2	I	2290	LEU	CA-CB-CG	5.14	127.13	115.30

There are no chirality outliers.

All (44) planarity outliers are listed below:

Mol	Chain	Res	Type	Group
2	B	139	GLU	Peptide
2	B	1676	LEU	Peptide
2	B	1795	PRO	Peptide
2	B	1828	ASP	Peptide
2	B	1840	PRO	Peptide
2	B	2291	GLN	Peptide
2	B	2472	LEU	Peptide
2	B	2807	TRP	Peptide
2	B	3971	GLY	Peptide
2	B	4807	PHE	Peptide
2	B	694	PRO	Peptide
2	E	139	GLU	Peptide
2	E	1676	LEU	Peptide
2	E	1795	PRO	Peptide
2	E	1828	ASP	Peptide
2	E	1840	PRO	Peptide
2	E	2291	GLN	Peptide

Continued on next page...

Continued from previous page...

Mol	Chain	Res	Type	Group
2	E	2472	LEU	Peptide
2	E	2807	TRP	Peptide
2	E	3971	GLY	Peptide
2	E	4807	PHE	Peptide
2	E	694	PRO	Peptide
2	G	139	GLU	Peptide
2	G	1676	LEU	Peptide
2	G	1795	PRO	Peptide
2	G	1828	ASP	Peptide
2	G	1840	PRO	Peptide
2	G	2291	GLN	Peptide
2	G	2472	LEU	Peptide
2	G	2807	TRP	Peptide
2	G	3971	GLY	Peptide
2	G	4807	PHE	Peptide
2	G	694	PRO	Peptide
2	I	139	GLU	Peptide
2	I	1676	LEU	Peptide
2	I	1795	PRO	Peptide
2	I	1828	ASP	Peptide
2	I	1840	PRO	Peptide
2	I	2291	GLN	Peptide
2	I	2472	LEU	Peptide
2	I	2807	TRP	Peptide
2	I	3971	GLY	Peptide
2	I	4807	PHE	Peptide
2	I	694	PRO	Peptide

5.2 Too-close contacts

In the following table, the Non-H and H(model) columns list the number of non-hydrogen atoms and hydrogen atoms in the chain respectively. The H(added) column lists the number of hydrogen atoms added and optimized by MolProbity. The Clashes column lists the number of clashes within the asymmetric unit, whereas Symm-Clashes lists symmetry related clashes.

Mol	Chain	Non-H	H(model)	H(added)	Clashes	Symm-Clashes
1	A	818	0	824	6	0
1	F	818	0	824	10	0
1	H	818	0	824	9	0
1	J	818	0	824	9	0
2	B	29499	0	24750	264	0
2	E	29499	0	24750	264	0

Continued on next page...

Continued from previous page...

Mol	Chain	Non-H	H(model)	H(added)	Clashes	Symm-Clashes
2	G	29499	0	24750	256	0
2	I	29499	0	24750	256	0
3	B	1	0	0	0	0
3	E	1	0	0	0	0
3	G	1	0	0	0	0
3	I	1	0	0	0	0
4	B	1	0	0	0	0
4	E	1	0	0	0	0
4	G	1	0	0	0	0
4	I	1	0	0	0	0
All	All	121276	0	102296	1050	0

The all-atom clashscore is defined as the number of clashes found per 1000 atoms (including hydrogen atoms). The all-atom clashscore for this structure is 5.

All (1050) close contacts within the same asymmetric unit are listed below, sorted by their clash magnitude.

Atom-1	Atom-2	Interatomic distance (Å)	Clash overlap (Å)
2:B:4968:PHE:HE2	2:B:4978:HIS:CE1	1.29	1.49
2:E:4968:PHE:HE2	2:E:4978:HIS:CE1	1.29	1.48
2:I:4968:PHE:HE2	2:I:4978:HIS:CE1	1.29	1.48
2:G:4968:PHE:HE2	2:G:4978:HIS:CE1	1.29	1.48
2:B:4968:PHE:CE2	2:B:4978:HIS:CE1	2.09	1.41
2:I:4968:PHE:CE2	2:I:4978:HIS:CE1	2.09	1.39
2:E:4968:PHE:CE2	2:E:4978:HIS:CE1	2.09	1.39
2:G:4968:PHE:CE2	2:G:4978:HIS:CE1	2.09	1.39
2:G:4968:PHE:CE2	2:G:4978:HIS:HE1	1.56	1.16
2:E:4968:PHE:CE2	2:E:4978:HIS:HE1	1.56	1.05
2:I:4968:PHE:CE2	2:I:4978:HIS:HE1	1.56	1.02
2:B:4968:PHE:CE2	2:B:4978:HIS:HE1	1.56	1.02
2:G:4968:PHE:CD2	2:G:4978:HIS:ND1	2.30	1.00
2:I:4968:PHE:CD2	2:I:4978:HIS:ND1	2.30	1.00
2:B:4968:PHE:CD2	2:B:4978:HIS:ND1	2.30	0.99
2:E:4968:PHE:CD2	2:E:4978:HIS:ND1	2.30	0.98
2:I:4968:PHE:CE2	2:I:4978:HIS:ND1	2.35	0.94
2:G:4968:PHE:CE2	2:G:4978:HIS:ND1	2.35	0.94
2:E:4968:PHE:CE2	2:E:4978:HIS:ND1	2.35	0.93
2:B:4968:PHE:CE2	2:B:4978:HIS:ND1	2.35	0.93
2:G:4968:PHE:CD2	2:G:4978:HIS:CE1	2.72	0.77
2:B:4231:MET:SD	2:B:4960:ILE:HD12	2.32	0.70
2:G:4231:MET:SD	2:G:4960:ILE:HD12	2.32	0.69

Continued on next page...

Continued from previous page...

Atom-1	Atom-2	Interatomic distance (Å)	Clash overlap (Å)
2:I:4231:MET:SD	2:I:4960:ILE:HD12	2.32	0.69
2:E:4231:MET:SD	2:E:4960:ILE:HD12	2.32	0.69
2:B:379:HIS:HD2	2:B:382:GLY:H	1.42	0.68
2:B:2318:TYR:HH	2:B:2414:ASN:N	1.92	0.68
2:E:2318:TYR:HH	2:E:2414:ASN:N	1.92	0.68
2:G:2318:TYR:HH	2:G:2414:ASN:N	1.92	0.67
2:E:379:HIS:HD2	2:E:382:GLY:H	1.42	0.67
2:I:2318:TYR:HH	2:I:2414:ASN:N	1.92	0.67
2:I:379:HIS:HD2	2:I:382:GLY:H	1.42	0.67
2:I:4968:PHE:CD2	2:I:4978:HIS:CE1	2.72	0.67
2:B:626:LEU:HD23	2:B:630:GLU:H	1.60	0.67
2:I:626:LEU:HD23	2:I:630:GLU:H	1.60	0.66
2:E:4968:PHE:HD2	2:E:4978:HIS:ND1	1.90	0.66
2:G:379:HIS:HD2	2:G:382:GLY:H	1.42	0.66
2:G:626:LEU:HD23	2:G:630:GLU:H	1.60	0.66
2:E:626:LEU:HD23	2:E:630:GLU:H	1.60	0.66
2:G:111:HIS:HD2	2:G:114:SER:H	1.42	0.66
2:B:111:HIS:HD2	2:B:114:SER:H	1.42	0.66
2:I:111:HIS:HD2	2:I:114:SER:H	1.42	0.66
2:G:4968:PHE:HD2	2:G:4978:HIS:ND1	1.90	0.65
2:E:3762:ARG:O	2:E:3766:GLN:NE2	2.30	0.65
2:I:4968:PHE:HD2	2:I:4978:HIS:ND1	1.90	0.65
2:E:4968:PHE:CD2	2:E:4978:HIS:CE1	2.72	0.64
2:E:111:HIS:HD2	2:E:114:SER:H	1.42	0.64
2:G:3762:ARG:O	2:G:3766:GLN:NE2	2.30	0.64
2:B:179:TYR:OH	2:E:2359:ARG:NH1	2.31	0.63
2:I:3762:ARG:O	2:I:3766:GLN:NE2	2.30	0.63
2:B:3762:ARG:O	2:B:3766:GLN:NE2	2.30	0.63
2:B:4968:PHE:HD2	2:B:4978:HIS:ND1	1.90	0.63
2:E:4968:PHE:HE2	2:E:4978:HIS:HE1	0.67	0.62
2:I:132:ALA:HA	2:I:194:SER:HB2	1.82	0.62
2:B:1260:MET:HB2	2:B:1269:CYS:H	1.65	0.62
2:G:132:ALA:HA	2:G:194:SER:HB2	1.82	0.62
2:B:132:ALA:HA	2:B:194:SER:HB2	1.82	0.61
2:E:1260:MET:HB2	2:E:1269:CYS:H	1.65	0.61
2:I:1260:MET:HB2	2:I:1269:CYS:H	1.65	0.61
2:E:652:ARG:HD2	2:E:750:LEU:HB3	1.83	0.61
2:E:132:ALA:HA	2:E:194:SER:HB2	1.82	0.61
2:G:1079:LYS:NZ	2:G:1107:PRO:O	2.34	0.61
2:G:1260:MET:HB2	2:G:1269:CYS:H	1.65	0.61
2:E:1079:LYS:NZ	2:E:1107:PRO:O	2.34	0.61

Continued on next page...

Continued from previous page...

Atom-1	Atom-2	Interatomic distance (Å)	Clash overlap (Å)
2:G:652:ARG:HD2	2:G:750:LEU:HB3	1.83	0.61
2:B:3937:TYR:O	2:B:4002:LYS:NZ	2.34	0.61
2:E:1764:GLY:HA3	2:E:1859:VAL:HG11	1.83	0.61
2:B:1079:LYS:NZ	2:B:1107:PRO:O	2.34	0.61
2:G:4182:GLU:OE2	2:G:4983:HIS:CE1	2.54	0.61
2:B:4182:GLU:OE2	2:B:4983:HIS:CE1	2.54	0.60
2:B:652:ARG:HD2	2:B:750:LEU:HB3	1.83	0.60
2:G:1764:GLY:HA3	2:G:1859:VAL:HG11	1.83	0.60
2:I:1079:LYS:NZ	2:I:1107:PRO:O	2.34	0.60
2:I:952:LYS:HB3	2:I:968:ALA:HB1	1.84	0.60
2:E:4982:GLU:HG3	2:E:5027:CYS:SG	2.42	0.60
2:G:3937:TYR:O	2:G:4002:LYS:NZ	2.34	0.60
2:E:4182:GLU:OE2	2:E:4983:HIS:CE1	2.54	0.60
2:I:3937:TYR:O	2:I:4002:LYS:NZ	2.34	0.60
2:I:652:ARG:HD2	2:I:750:LEU:HB3	1.83	0.60
2:E:3937:TYR:O	2:E:4002:LYS:NZ	2.34	0.60
2:G:952:LYS:HB3	2:G:968:ALA:HB1	1.84	0.60
2:B:952:LYS:HB3	2:B:968:ALA:HB1	1.84	0.60
2:G:4982:GLU:HG3	2:G:5027:CYS:SG	2.42	0.60
2:I:4182:GLU:OE2	2:I:4983:HIS:CE1	2.54	0.60
2:B:4968:PHE:HE2	2:B:4978:HIS:HE1	0.67	0.59
2:B:4982:GLU:HG3	2:B:5027:CYS:SG	2.42	0.59
2:E:1721:GLU:OE2	2:E:1725:ARG:NH2	2.35	0.59
2:G:1721:GLU:OE2	2:G:1725:ARG:NH2	2.35	0.59
2:B:1764:GLY:HA3	2:B:1859:VAL:HG11	1.83	0.59
2:G:1519:UNK:HA	2:G:1526:UNK:HA	1.85	0.59
2:I:1519:UNK:HA	2:I:1526:UNK:HA	1.85	0.59
2:I:1764:GLY:HA3	2:I:1859:VAL:HG11	1.83	0.59
2:I:4982:GLU:HG3	2:I:5027:CYS:SG	2.42	0.59
1:F:34:LYS:HD3	2:E:629:ARG:HD2	1.85	0.58
2:E:1519:UNK:HA	2:E:1526:UNK:HA	1.85	0.58
2:I:1721:GLU:OE2	2:I:1725:ARG:NH2	2.35	0.58
2:E:952:LYS:HB3	2:E:968:ALA:HB1	1.84	0.58
2:B:4968:PHE:CD2	2:B:4978:HIS:CE1	2.72	0.58
2:G:1164:LEU:HB3	2:G:1169:LEU:HD21	1.86	0.58
2:I:989:ALA:O	2:I:1035:ASN:ND2	2.36	0.58
2:I:4968:PHE:HE2	2:I:4978:HIS:HE1	0.67	0.58
2:E:1685:LEU:HA	2:E:1688:HIS:HD2	1.69	0.58
2:G:1685:LEU:HA	2:G:1688:HIS:HD2	1.69	0.58
2:I:4983:HIS:H	2:I:4983:HIS:CD2	2.21	0.58
2:B:1519:UNK:HA	2:B:1526:UNK:HA	1.85	0.58

Continued on next page...

Continued from previous page...

Atom-1	Atom-2	Interatomic distance (Å)	Clash overlap (Å)
2:I:1164:LEU:HB3	2:I:1169:LEU:HD21	1.86	0.58
2:B:1164:LEU:HB3	2:B:1169:LEU:HD21	1.86	0.58
2:B:4983:HIS:H	2:B:4983:HIS:CD2	2.21	0.58
2:G:989:ALA:O	2:G:1035:ASN:ND2	2.36	0.58
2:B:2359:ARG:NH1	2:I:179:TYR:OH	2.36	0.58
2:I:1685:LEU:HA	2:I:1688:HIS:HD2	1.69	0.58
2:E:989:ALA:O	2:E:1035:ASN:ND2	2.36	0.57
2:E:2770:LYS:HB3	2:E:2775:TRP:HB2	1.86	0.57
2:I:3910:THR:HG23	2:I:3911:THR:HG23	1.86	0.57
2:B:989:ALA:O	2:B:1035:ASN:ND2	2.36	0.57
2:E:2022:PRO:O	2:E:2028:ARG:NH2	2.37	0.57
2:B:4056:GLU:HG3	2:B:4166:LEU:HD21	1.87	0.57
2:G:4056:GLU:HG3	2:G:4166:LEU:HD21	1.87	0.57
2:B:3910:THR:HG23	2:B:3911:THR:HG23	1.86	0.57
2:B:972:LEU:O	2:B:1044:ARG:NH2	2.38	0.57
2:G:4983:HIS:H	2:G:4983:HIS:CD2	2.21	0.57
2:I:2770:LYS:HB3	2:I:2775:TRP:HB2	1.86	0.57
2:B:1685:LEU:HA	2:B:1688:HIS:HD2	1.69	0.57
2:E:4674:GLU:HG3	2:E:4714:ASN:HB3	1.87	0.57
2:B:110:ARG:HH21	2:B:115:ARG:HB3	1.69	0.57
2:B:1721:GLU:OE2	2:B:1725:ARG:NH2	2.35	0.57
2:G:110:ARG:HH21	2:G:115:ARG:HB3	1.69	0.57
2:G:2770:LYS:HB3	2:G:2775:TRP:HB2	1.86	0.57
2:I:4056:GLU:HG3	2:I:4166:LEU:HD21	1.87	0.57
2:B:646:PRO:HD2	2:B:779:PRO:HB2	1.87	0.57
2:E:110:ARG:HH21	2:E:115:ARG:HB3	1.69	0.57
2:E:1164:LEU:HB3	2:E:1169:LEU:HD21	1.86	0.57
2:E:646:PRO:HD2	2:E:779:PRO:HB2	1.87	0.57
2:G:2107:GLN:HG3	2:G:3681:GLY:HA2	1.87	0.57
2:G:4968:PHE:HE2	2:G:4978:HIS:HE1	0.67	0.57
2:E:2739:PRO:HB3	2:E:2884:ASN:HB3	1.88	0.56
2:E:4056:GLU:HG3	2:E:4166:LEU:HD21	1.87	0.56
2:I:2022:PRO:O	2:I:2028:ARG:NH2	2.38	0.56
2:I:4180:ARG:HH22	2:I:4981:GLU:HA	1.70	0.56
2:E:4176:PRO:O	2:E:4202:ARG:NH1	2.38	0.56
2:I:972:LEU:O	2:I:1044:ARG:NH2	2.38	0.56
2:B:4674:GLU:HG3	2:B:4714:ASN:HB3	1.87	0.56
2:I:110:ARG:HH21	2:I:115:ARG:HB3	1.69	0.56
2:I:2107:GLN:HG3	2:I:3681:GLY:HA2	1.87	0.56
2:I:4176:PRO:O	2:I:4202:ARG:NH1	2.38	0.56
2:B:2739:PRO:HB3	2:B:2884:ASN:HB3	1.87	0.56

Continued on next page...

Continued from previous page...

Atom-1	Atom-2	Interatomic distance (Å)	Clash overlap (Å)
2:E:3734:HIS:O	2:E:3738:GLY:N	2.39	0.56
2:G:3910:THR:HG23	2:G:3911:THR:HG23	1.86	0.56
2:B:2770:LYS:HB3	2:B:2775:TRP:HB2	1.86	0.56
2:B:4180:ARG:HH22	2:B:4981:GLU:HA	1.70	0.56
2:G:972:LEU:O	2:G:1044:ARG:NH2	2.38	0.56
2:I:744:VAL:HG22	2:I:759:ILE:HG12	1.88	0.56
2:B:788:LYS:HG2	2:B:1630:CYS:H	1.71	0.56
2:G:2739:PRO:HB3	2:G:2884:ASN:HB3	1.87	0.56
2:G:3734:HIS:O	2:G:3738:GLY:N	2.39	0.56
2:G:4674:GLU:HG3	2:G:4714:ASN:HB3	1.87	0.56
2:B:4176:PRO:O	2:B:4202:ARG:NH1	2.38	0.56
2:E:359:TYR:HA	2:E:376:ALA:HA	1.88	0.56
2:E:2107:GLN:HG3	2:E:3681:GLY:HA2	1.87	0.56
2:G:4180:ARG:HH22	2:G:4981:GLU:HA	1.70	0.56
2:I:2739:PRO:HB3	2:I:2884:ASN:HB3	1.88	0.56
2:E:3910:THR:HG23	2:E:3911:THR:HG23	1.87	0.56
2:G:359:TYR:HA	2:G:376:ALA:HA	1.88	0.56
2:I:635:THR:HB	2:I:1639:LEU:HD23	1.87	0.56
2:E:972:LEU:O	2:E:1044:ARG:NH2	2.38	0.56
2:E:788:LYS:HG2	2:E:1630:CYS:H	1.71	0.56
2:G:2022:PRO:O	2:G:2028:ARG:NH2	2.38	0.56
2:B:635:THR:HB	2:B:1639:LEU:HD23	1.87	0.56
2:B:2022:PRO:O	2:B:2028:ARG:NH2	2.38	0.56
2:G:4176:PRO:O	2:G:4202:ARG:NH1	2.38	0.56
2:I:4674:GLU:HG3	2:I:4714:ASN:HB3	1.87	0.56
2:B:395:GLN:HG3	2:B:397:GLU:H	1.71	0.56
2:B:744:VAL:HG22	2:B:759:ILE:HG12	1.88	0.56
2:E:4983:HIS:H	2:E:4983:HIS:CD2	2.21	0.56
2:I:683:ARG:NH1	2:I:707:VAL:O	2.39	0.56
2:B:1731:LEU:HA	2:B:1772:ARG:HH12	1.71	0.55
2:I:1731:LEU:HA	2:I:1772:ARG:HH12	1.71	0.55
2:G:744:VAL:HG22	2:G:759:ILE:HG12	1.88	0.55
2:G:395:GLN:HG3	2:G:397:GLU:H	1.71	0.55
2:E:609:CYS:SG	2:E:610:ASN:N	2.80	0.55
2:E:635:THR:HB	2:E:1639:LEU:HD23	1.87	0.55
2:G:635:THR:HB	2:G:1639:LEU:HD23	1.87	0.55
2:G:1731:LEU:HA	2:G:1772:ARG:HH12	1.71	0.55
2:I:788:LYS:HG2	2:I:1630:CYS:H	1.71	0.55
2:I:395:GLN:HG3	2:I:397:GLU:H	1.71	0.55
2:B:1009:ALA:O	2:B:1020:ARG:N	2.40	0.55
2:G:470:SER:O	2:G:474:ARG:NE	2.39	0.55

Continued on next page...

Continued from previous page...

Atom-1	Atom-2	Interatomic distance (Å)	Clash overlap (Å)
2:I:646:PRO:HD2	2:I:779:PRO:HB2	1.87	0.55
2:E:470:SER:O	2:E:474:ARG:NE	2.39	0.55
2:B:2107:GLN:HG3	2:B:3681:GLY:HA2	1.87	0.55
2:E:744:VAL:HG22	2:E:759:ILE:HG12	1.88	0.55
2:G:4161:ARG:HD3	2:G:4164:LEU:HD12	1.89	0.55
2:I:1109:LEU:HA	2:I:1120:LEU:HD21	1.89	0.55
2:B:4982:GLU:OE1	2:B:4982:GLU:HA	2.07	0.55
2:E:4180:ARG:HH22	2:E:4981:GLU:HA	1.70	0.55
2:G:646:PRO:HD2	2:G:779:PRO:HB2	1.87	0.55
2:I:1009:ALA:O	2:I:1020:ARG:N	2.40	0.55
2:I:359:TYR:HA	2:I:376:ALA:HA	1.88	0.55
2:I:4982:GLU:HA	2:I:4982:GLU:OE1	2.07	0.55
2:I:609:CYS:SG	2:I:610:ASN:N	2.80	0.55
2:B:359:TYR:HA	2:B:376:ALA:HA	1.88	0.54
2:B:683:ARG:NH1	2:B:707:VAL:O	2.39	0.54
2:E:1009:ALA:O	2:E:1020:ARG:N	2.40	0.54
2:E:229:GLU:HA	2:E:249:GLY:HA2	1.90	0.54
2:I:730:VAL:O	2:I:735:GLN:NE2	2.40	0.54
2:E:3804:ILE:O	2:E:3809:ASN:ND2	2.40	0.54
2:I:470:SER:O	2:I:474:ARG:NE	2.39	0.54
2:B:3804:ILE:O	2:B:3809:ASN:ND2	2.40	0.54
2:G:1109:LEU:HA	2:G:1120:LEU:HD21	1.89	0.54
2:G:683:ARG:NH1	2:G:707:VAL:O	2.39	0.54
2:B:1109:LEU:HA	2:B:1120:LEU:HD21	1.89	0.54
2:B:315:CYS:SG	2:B:316:PHE:N	2.81	0.54
2:B:671:VAL:HG22	2:B:740:PRO:HG3	1.90	0.54
2:G:609:CYS:SG	2:G:610:ASN:N	2.80	0.54
2:I:4161:ARG:HD3	2:I:4164:LEU:HD12	1.89	0.54
2:B:229:GLU:HA	2:B:249:GLY:HA2	1.90	0.54
2:B:609:CYS:SG	2:B:610:ASN:N	2.80	0.54
2:E:1731:LEU:HA	2:E:1772:ARG:HH12	1.71	0.54
2:E:730:VAL:O	2:E:735:GLN:NE2	2.40	0.54
2:G:730:VAL:O	2:G:735:GLN:NE2	2.40	0.54
2:I:717:ASP:OD1	2:I:720:HIS:ND1	2.41	0.54
2:B:497:TYR:HB3	2:B:500:ALA:HB2	1.90	0.54
2:B:717:ASP:OD1	2:B:720:HIS:ND1	2.41	0.54
2:E:3946:GLN:OE1	2:E:3950:ASN:ND2	2.41	0.54
2:G:315:CYS:SG	2:G:316:PHE:N	2.81	0.54
2:G:3946:GLN:OE1	2:G:3950:ASN:ND2	2.41	0.54
2:I:229:GLU:HA	2:I:249:GLY:HA2	1.90	0.54
2:E:4982:GLU:HA	2:E:4982:GLU:OE1	2.07	0.54

Continued on next page...

Continued from previous page...

Atom-1	Atom-2	Interatomic distance (Å)	Clash overlap (Å)
2:E:886:ARG:HB3	2:E:891:TRP:HB2	1.89	0.54
2:I:671:VAL:HG22	2:I:740:PRO:HG3	1.90	0.54
2:B:19:GLU:HB2	2:B:206:CYS:HB3	1.90	0.54
2:B:4161:ARG:HD3	2:B:4164:LEU:HD12	1.89	0.54
2:B:470:SER:O	2:B:474:ARG:NE	2.39	0.54
2:B:730:VAL:O	2:B:735:GLN:NE2	2.40	0.54
2:E:2196:ASN:OD1	2:E:2199:ARG:NH1	2.37	0.54
2:E:395:GLN:HG3	2:E:397:GLU:H	1.71	0.54
2:I:315:CYS:SG	2:I:316:PHE:N	2.81	0.54
2:I:497:TYR:HB3	2:I:500:ALA:HB2	1.90	0.54
2:B:614:VAL:HG22	2:B:616:SER:H	1.73	0.54
2:E:853:PRO:HB3	2:E:1024:TYR:H	1.72	0.54
2:E:315:CYS:SG	2:E:316:PHE:N	2.81	0.54
2:G:1009:ALA:O	2:G:1020:ARG:N	2.40	0.54
2:G:788:LYS:HG2	2:G:1630:CYS:H	1.71	0.54
2:G:4982:GLU:HA	2:G:4982:GLU:OE1	2.07	0.54
2:I:3946:GLN:OE1	2:I:3950:ASN:ND2	2.41	0.54
2:B:853:PRO:HB3	2:B:1024:TYR:H	1.72	0.54
2:E:2479:LEU:O	2:E:2487:UNK:N	2.41	0.54
2:G:229:GLU:HA	2:G:249:GLY:HA2	1.90	0.54
2:G:853:PRO:HB3	2:G:1024:TYR:H	1.72	0.54
2:I:886:ARG:HB3	2:I:891:TRP:HB2	1.89	0.54
2:B:3946:GLN:OE1	2:B:3950:ASN:ND2	2.41	0.53
2:E:4031:LEU:HB3	2:E:4034:ASN:HB2	1.90	0.53
2:E:683:ARG:NH1	2:E:707:VAL:O	2.39	0.53
2:G:2196:ASN:OD1	2:G:2199:ARG:NH1	2.37	0.53
2:G:497:TYR:HB3	2:G:500:ALA:HB2	1.90	0.53
2:I:2479:LEU:O	2:I:2487:UNK:N	2.41	0.53
2:E:1667:LEU:HD23	2:E:1671:ARG:HH12	1.73	0.53
2:E:2042:CYS:SG	2:E:2043:GLY:N	2.81	0.53
2:I:19:GLU:HB2	2:I:206:CYS:HB3	1.90	0.53
2:E:614:VAL:HG22	2:E:616:SER:H	1.73	0.53
2:E:671:VAL:HG22	2:E:740:PRO:HG3	1.90	0.53
2:G:19:GLU:HB2	2:G:206:CYS:HB3	1.90	0.53
2:G:3804:ILE:O	2:G:3809:ASN:ND2	2.40	0.53
2:G:886:ARG:HB3	2:G:891:TRP:HB2	1.89	0.53
2:I:3804:ILE:O	2:I:3809:ASN:ND2	2.40	0.53
2:B:886:ARG:HB3	2:B:891:TRP:HB2	1.89	0.53
2:E:19:GLU:HB2	2:E:206:CYS:HB3	1.90	0.53
2:E:4161:ARG:HD3	2:E:4164:LEU:HD12	1.89	0.53
2:E:497:TYR:HB3	2:E:500:ALA:HB2	1.90	0.53

Continued on next page...

Continued from previous page...

Atom-1	Atom-2	Interatomic distance (Å)	Clash overlap (Å)
2:E:2347:GLU:O	2:E:2351:ASN:N	2.41	0.53
2:G:4031:LEU:HB3	2:G:4034:ASN:HB2	1.90	0.53
2:I:4031:LEU:HB3	2:I:4034:ASN:HB2	1.90	0.53
2:B:4031:LEU:HB3	2:B:4034:ASN:HB2	1.90	0.53
2:E:717:ASP:OD1	2:E:720:HIS:ND1	2.41	0.53
2:G:717:ASP:OD1	2:G:720:HIS:ND1	2.41	0.53
2:B:1111:PRO:HD3	2:B:1605:TRP:HE1	1.74	0.53
2:B:1691:GLN:HE22	2:B:1802:ILE:HG12	1.74	0.53
2:B:2479:LEU:O	2:B:2487:UNK:N	2.41	0.53
2:I:3733:CYS:HA	2:I:3766:GLN:HG2	1.91	0.53
2:G:2042:CYS:SG	2:G:2043:GLY:N	2.81	0.53
2:I:853:PRO:HB3	2:I:1024:TYR:H	1.72	0.53
2:I:1667:LEU:HD23	2:I:1671:ARG:HH12	1.73	0.53
2:G:1691:GLN:HE22	2:G:1802:ILE:HG12	1.74	0.53
2:G:671:VAL:HG22	2:G:740:PRO:HG3	1.90	0.53
2:B:1667:LEU:HD23	2:B:1671:ARG:HH12	1.73	0.52
2:B:3734:HIS:O	2:B:3738:GLY:N	2.39	0.52
2:B:4924:VAL:HA	2:B:4928:LEU:HB2	1.91	0.52
2:E:1109:LEU:HA	2:E:1120:LEU:HD21	1.89	0.52
2:E:463:GLU:OE2	2:E:467:LYS:NZ	2.42	0.52
2:E:4924:VAL:HA	2:E:4928:LEU:HB2	1.91	0.52
2:I:614:VAL:HG22	2:I:616:SER:H	1.73	0.52
2:B:637:LEU:HD23	2:B:1637:MET:HB3	1.92	0.52
2:E:1516:UNK:N	2:E:1529:UNK:O	2.43	0.52
2:G:1111:PRO:HD3	2:G:1605:TRP:HE1	1.74	0.52
2:I:3923:LEU:HD13	2:I:3961:VAL:HG11	1.92	0.52
1:J:42:ARG:HG2	2:I:1691:GLN:HG2	1.91	0.52
2:G:2002:PRO:HA	2:G:2005:GLN:HB3	1.91	0.52
2:I:2196:ASN:OD1	2:I:2199:ARG:NH1	2.37	0.52
2:B:3733:CYS:HA	2:B:3766:GLN:HG2	1.91	0.52
2:B:3923:LEU:HD13	2:B:3961:VAL:HG11	1.92	0.52
2:B:463:GLU:OE2	2:B:467:LYS:NZ	2.42	0.52
2:E:3923:LEU:HD13	2:E:3961:VAL:HG11	1.92	0.52
2:G:1516:UNK:N	2:G:1529:UNK:O	2.42	0.52
2:I:1516:UNK:N	2:I:1529:UNK:O	2.42	0.52
2:B:1516:UNK:N	2:B:1529:UNK:O	2.42	0.52
2:E:2755:ILE:HD13	2:E:2810:LYS:HG2	1.91	0.52
2:G:1667:LEU:HD23	2:G:1671:ARG:HH12	1.73	0.52
2:G:3923:LEU:HD13	2:G:3961:VAL:HG11	1.92	0.52
2:G:637:LEU:HD23	2:G:1637:MET:HB3	1.92	0.52
2:B:2755:ILE:HD13	2:B:2810:LYS:HG2	1.91	0.52

Continued on next page...

Continued from previous page...

Atom-1	Atom-2	Interatomic distance (Å)	Clash overlap (Å)
2:E:3733:CYS:HA	2:E:3766:GLN:HG2	1.91	0.52
2:E:637:LEU:HD23	2:E:1637:MET:HB3	1.92	0.52
2:G:1649:ASP:HB3	2:G:1652:GLU:HG2	1.92	0.52
2:G:2479:LEU:O	2:G:2487:UNK:N	2.41	0.52
2:G:2755:ILE:HD13	2:G:2810:LYS:HG2	1.91	0.52
2:I:2002:PRO:HA	2:I:2005:GLN:HB3	1.91	0.52
2:E:3805:LEU:HA	2:E:3809:ASN:HD22	1.75	0.52
2:B:4860:ARG:HD2	2:E:4582:VAL:HG11	1.92	0.52
2:I:1649:ASP:HB3	2:I:1652:GLU:HG2	1.92	0.52
2:I:2755:ILE:HD13	2:I:2810:LYS:HG2	1.91	0.52
2:B:1649:ASP:HB3	2:B:1652:GLU:HG2	1.92	0.52
2:G:4924:VAL:HA	2:G:4928:LEU:HB2	1.91	0.52
2:I:1691:GLN:HE22	2:I:1802:ILE:HG12	1.74	0.52
2:I:4924:VAL:HA	2:I:4928:LEU:HB2	1.91	0.52
2:B:3968:TYR:O	2:B:3976:ASN:ND2	2.43	0.52
2:E:1111:PRO:HD3	2:E:1605:TRP:HE1	1.74	0.52
2:I:3734:HIS:O	2:I:3738:GLY:N	2.39	0.52
2:I:637:LEU:HD23	2:I:1637:MET:HB3	1.92	0.52
2:B:3805:LEU:HA	2:B:3809:ASN:HD22	1.75	0.51
2:E:1649:ASP:HB3	2:E:1652:GLU:HG2	1.92	0.51
2:E:718:GLY:HA3	2:E:737:LEU:HA	1.93	0.51
2:G:718:GLY:HA3	2:G:737:LEU:HA	1.93	0.51
1:J:34:LYS:HE3	2:I:634:GLN:HB3	1.93	0.51
2:E:1691:GLN:HE22	2:E:1802:ILE:HG12	1.74	0.51
2:G:331:VAL:HG12	2:G:333:GLY:H	1.76	0.51
2:I:1111:PRO:HD3	2:I:1605:TRP:HE1	1.74	0.51
2:I:331:VAL:HG12	2:I:333:GLY:H	1.76	0.51
2:G:3968:TYR:O	2:G:3976:ASN:ND2	2.43	0.51
2:G:4860:ARG:HG3	2:G:4876:CYS:HB3	1.93	0.51
2:G:614:VAL:HG22	2:G:616:SER:H	1.73	0.51
2:B:4860:ARG:HG3	2:B:4876:CYS:HB3	1.93	0.51
2:G:3733:CYS:HA	2:G:3766:GLN:HG2	1.91	0.51
2:B:2042:CYS:SG	2:B:2043:GLY:N	2.81	0.51
2:G:160:GLY:O	2:I:3984:ARG:NH2	2.39	0.51
2:I:2042:CYS:SG	2:I:2043:GLY:N	2.81	0.51
2:I:3968:TYR:O	2:I:3976:ASN:ND2	2.43	0.51
2:B:3981:ALA:HA	2:B:3986:TRP:HE1	1.76	0.51
2:E:4860:ARG:HG3	2:E:4876:CYS:HB3	1.93	0.51
2:B:2353:VAL:O	2:B:2357:LEU:N	2.44	0.51
2:I:3805:LEU:HA	2:I:3809:ASN:HD22	1.75	0.51
2:B:1671:ARG:NH2	2:B:1710:GLY:O	2.44	0.51

Continued on next page...

Continued from previous page...

Atom-1	Atom-2	Interatomic distance (Å)	Clash overlap (Å)
2:E:281:ARG:NH2	2:E:309:THR:OG1	2.44	0.51
2:G:3805:LEU:HA	2:G:3809:ASN:HD22	1.75	0.51
2:I:2353:VAL:O	2:I:2357:LEU:N	2.44	0.51
1:A:27:THR:HB	1:A:100:ASP:HB3	1.94	0.51
2:E:2353:VAL:O	2:E:2357:LEU:N	2.44	0.51
2:E:331:VAL:HG12	2:E:333:GLY:H	1.76	0.51
2:E:3968:TYR:O	2:E:3976:ASN:ND2	2.43	0.51
2:G:1671:ARG:NH2	2:G:1710:GLY:O	2.44	0.51
2:I:4860:ARG:HG3	2:I:4876:CYS:HB3	1.93	0.51
2:B:2196:ASN:OD1	2:B:2199:ARG:NH1	2.37	0.50
2:B:331:VAL:HG12	2:B:333:GLY:H	1.76	0.50
2:G:2347:GLU:O	2:G:2351:ASN:N	2.41	0.50
2:G:2353:VAL:O	2:G:2357:LEU:N	2.44	0.50
2:I:1671:ARG:NH2	2:I:1710:GLY:O	2.44	0.50
2:I:938:HIS:HB2	2:I:1054:GLU:HB2	1.93	0.50
2:B:718:GLY:HA3	2:B:737:LEU:HA	1.93	0.50
2:I:3981:ALA:HA	2:I:3986:TRP:HE1	1.76	0.50
2:I:41:GLY:O	2:I:45:ARG:NH1	2.45	0.50
1:F:27:THR:HB	1:F:100:ASP:HB3	1.93	0.50
2:I:463:GLU:OE2	2:I:467:LYS:NZ	2.42	0.50
2:B:938:HIS:HB2	2:B:1054:GLU:HB2	1.93	0.50
2:B:2002:PRO:HA	2:B:2005:GLN:HB3	1.91	0.50
2:B:2022:PRO:HB2	2:B:2024:PRO:HD2	1.94	0.50
2:B:281:ARG:NH2	2:B:309:THR:OG1	2.44	0.50
2:E:1671:ARG:NH2	2:E:1710:GLY:O	2.44	0.50
2:E:41:GLY:O	2:E:45:ARG:NH1	2.45	0.50
2:B:41:GLY:O	2:B:45:ARG:NH1	2.45	0.50
2:E:2002:PRO:HA	2:E:2005:GLN:HB3	1.91	0.50
2:I:2022:PRO:HB2	2:I:2024:PRO:HD2	1.94	0.50
2:I:2347:GLU:O	2:I:2351:ASN:N	2.41	0.50
2:I:718:GLY:HA3	2:I:737:LEU:HA	1.92	0.50
2:B:160:GLY:O	2:E:3984:ARG:NH2	2.43	0.50
2:B:3817:LEU:HD13	2:B:3899:PHE:HD1	1.77	0.50
2:E:3780:LEU:HD11	2:E:3816:MET:HG3	1.94	0.50
2:E:3817:LEU:HD13	2:E:3899:PHE:HD1	1.77	0.50
1:J:27:THR:HB	1:J:100:ASP:HB3	1.93	0.50
2:E:2022:PRO:HB2	2:E:2024:PRO:HD2	1.94	0.49
2:E:3981:ALA:HA	2:E:3986:TRP:HE1	1.76	0.49
2:G:281:ARG:NH2	2:G:309:THR:OG1	2.44	0.49
2:G:41:GLY:O	2:G:45:ARG:NH1	2.45	0.49
2:G:938:HIS:HB2	2:G:1054:GLU:HB2	1.93	0.49

Continued on next page...

Continued from previous page...

Atom-1	Atom-2	Interatomic distance (Å)	Clash overlap (Å)
2:I:606:LEU:HG	2:I:617:ASN:HD22	1.77	0.49
2:B:3780:LEU:HD11	2:B:3816:MET:HG3	1.94	0.49
2:B:606:LEU:HG	2:B:617:ASN:HD22	1.77	0.49
2:E:606:LEU:HG	2:E:617:ASN:HD22	1.77	0.49
2:G:606:LEU:HG	2:G:617:ASN:HD22	1.77	0.49
2:B:4090:LYS:O	2:B:4094:GLN:N	2.46	0.49
2:E:2277:ALA:HB1	2:E:2337:PHE:HD2	1.78	0.49
2:E:776:LEU:HG	2:E:848:HIS:HA	1.95	0.49
2:G:2022:PRO:HB2	2:G:2024:PRO:HD2	1.94	0.49
2:E:1243:PRO:HB2	2:E:1600:LEU:HD22	1.95	0.49
2:G:2277:ALA:HB1	2:G:2337:PHE:HD2	1.78	0.49
2:G:3817:LEU:HD13	2:G:3899:PHE:HD1	1.77	0.49
2:I:1243:PRO:HB2	2:I:1600:LEU:HD22	1.95	0.49
2:B:1243:PRO:HB2	2:B:1600:LEU:HD22	1.95	0.49
2:B:887:ILE:HG21	2:B:959:TYR:HA	1.95	0.49
2:E:4865:LYS:HG3	2:E:4875:LYS:HZ3	1.78	0.49
2:G:1243:PRO:HB2	2:G:1600:LEU:HD22	1.95	0.49
2:G:3997:ALA:HA	2:G:4058:ILE:HD11	1.95	0.49
1:H:27:THR:HB	1:H:100:ASP:HB3	1.93	0.49
2:I:2868:SER:O	2:I:2872:GLN:N	2.45	0.49
2:I:3817:LEU:HD13	2:I:3899:PHE:HD1	1.77	0.49
2:I:396:GLU:OE2	2:I:451:TYR:OH	2.29	0.49
2:I:887:ILE:HG21	2:I:959:TYR:HA	1.95	0.49
2:B:4822:THR:O	2:B:4825:THR:OG1	2.30	0.49
2:B:776:LEU:HG	2:B:848:HIS:HA	1.95	0.49
2:G:887:ILE:HG21	2:G:959:TYR:HA	1.95	0.49
2:E:887:ILE:HG21	2:E:959:TYR:HA	1.95	0.49
2:B:2277:ALA:HB1	2:B:2337:PHE:HD2	1.78	0.49
2:B:2347:GLU:O	2:B:2351:ASN:N	2.41	0.49
2:G:2748:PRO:HD2	2:G:2751:LEU:HD12	1.95	0.49
2:G:794:GLY:H	2:G:798:GLY:HA3	1.78	0.49
2:E:1152:MET:HB2	2:E:1161:ILE:HB	1.95	0.48
2:E:938:HIS:HB2	2:E:1054:GLU:HB2	1.93	0.48
2:G:3780:LEU:HD11	2:G:3816:MET:HG3	1.94	0.48
1:H:42:ARG:HG2	2:G:1691:GLN:HG2	1.95	0.48
2:I:4865:LYS:HG3	2:I:4875:LYS:HZ3	1.78	0.48
2:B:210:GLU:HG3	2:B:337:PRO:HG3	1.94	0.48
2:B:3850:GLN:HA	2:B:3853:ALA:HB3	1.96	0.48
2:E:3850:GLN:HA	2:E:3853:ALA:HB3	1.96	0.48
2:I:794:GLY:H	2:I:798:GLY:HA3	1.78	0.48
2:B:3997:ALA:HA	2:B:4058:ILE:HD11	1.95	0.48

Continued on next page...

Continued from previous page...

Atom-1	Atom-2	Interatomic distance (Å)	Clash overlap (Å)
2:B:794:GLY:H	2:B:798:GLY:HA3	1.78	0.48
2:E:210:GLU:HG3	2:E:337:PRO:HG3	1.94	0.48
2:G:3981:ALA:HA	2:G:3986:TRP:HE1	1.76	0.48
2:G:683:ARG:HB2	2:G:782:SER:HB3	1.96	0.48
2:G:776:LEU:HG	2:G:848:HIS:HA	1.95	0.48
2:I:281:ARG:NH2	2:I:309:THR:OG1	2.44	0.48
2:G:463:GLU:OE2	2:G:467:LYS:NZ	2.42	0.48
2:I:3780:LEU:HD11	2:I:3816:MET:HG3	1.94	0.48
2:I:683:ARG:HB2	2:I:782:SER:HB3	1.96	0.48
2:E:2868:SER:O	2:E:2872:GLN:N	2.45	0.48
2:E:4090:LYS:O	2:E:4094:GLN:N	2.46	0.48
2:E:794:GLY:H	2:E:798:GLY:HA3	1.78	0.48
2:I:3997:ALA:HA	2:I:4058:ILE:HD11	1.95	0.48
2:B:1152:MET:HB2	2:B:1161:ILE:HB	1.95	0.48
2:B:683:ARG:HB2	2:B:782:SER:HB3	1.96	0.48
2:E:2758:PHE:O	2:E:2762:THR:N	2.46	0.48
2:G:396:GLU:OE2	2:G:451:TYR:OH	2.29	0.48
2:G:4090:LYS:O	2:G:4094:GLN:N	2.46	0.48
2:I:3850:GLN:HA	2:I:3853:ALA:HB3	1.96	0.48
2:I:776:LEU:HG	2:I:848:HIS:HA	1.95	0.48
2:E:2751:LEU:HD11	2:E:2823:ILE:HG21	1.96	0.48
2:G:210:GLU:HG3	2:G:337:PRO:HG3	1.94	0.48
2:G:2751:LEU:HD11	2:G:2823:ILE:HG21	1.96	0.48
2:G:4865:LYS:HG3	2:G:4875:LYS:HZ3	1.78	0.48
2:I:2751:LEU:HD11	2:I:2823:ILE:HG21	1.96	0.48
2:E:4822:THR:O	2:E:4825:THR:OG1	2.30	0.48
2:G:1152:MET:HB2	2:G:1161:ILE:HB	1.95	0.48
2:I:111:HIS:CD2	2:I:114:SER:H	2.29	0.48
2:I:2927:LEU:HD23	2:I:2930:LEU:HD12	1.95	0.48
2:G:2911:LEU:HB2	2:G:2916:LYS:HE3	1.96	0.48
2:B:1650:ILE:HG13	2:B:1707:LEU:HD21	1.96	0.48
2:B:2927:LEU:HD23	2:B:2930:LEU:HD12	1.95	0.48
2:G:2927:LEU:HD23	2:G:2930:LEU:HD12	1.95	0.48
2:I:2277:ALA:HB1	2:I:2337:PHE:HD2	1.78	0.48
2:B:978:THR:HB	2:B:980:ALA:H	1.80	0.47
2:G:3850:GLN:HA	2:G:3853:ALA:HB3	1.96	0.47
2:G:4822:THR:O	2:G:4825:THR:OG1	2.30	0.47
2:I:2748:PRO:HD2	2:I:2751:LEU:HD12	1.95	0.47
2:I:210:GLU:HG3	2:I:337:PRO:HG3	1.94	0.47
2:B:2748:PRO:HD2	2:B:2751:LEU:HD12	1.95	0.47
2:B:2751:LEU:HD11	2:B:2823:ILE:HG21	1.96	0.47

Continued on next page...

Continued from previous page...

Atom-1	Atom-2	Interatomic distance (Å)	Clash overlap (Å)
2:E:2927:LEU:HD23	2:E:2930:LEU:HD12	1.95	0.47
2:E:396:GLU:OE2	2:E:451:TYR:OH	2.29	0.47
2:E:3997:ALA:HA	2:E:4058:ILE:HD11	1.95	0.47
2:B:161:GLU:HA	2:E:3984:ARG:HH22	1.78	0.47
2:B:3674:ILE:HD11	2:B:3728:ILE:HG22	1.97	0.47
2:B:4681:LEU:HD21	2:B:4687:TYR:HD2	1.79	0.47
2:E:1650:ILE:HG13	2:E:1707:LEU:HD21	1.96	0.47
2:E:2375:GLY:HA3	2:E:2378:ALA:HB3	1.97	0.47
2:E:2748:PRO:HD2	2:E:2751:LEU:HD12	1.95	0.47
2:E:2911:LEU:HB2	2:E:2916:LYS:HE3	1.96	0.47
2:E:683:ARG:HB2	2:E:782:SER:HB3	1.96	0.47
2:E:841:GLY:HA2	2:E:1073:ARG:HD2	1.96	0.47
2:I:4090:LYS:O	2:I:4094:GLN:N	2.46	0.47
2:I:4786:ASP:OD2	2:I:4789:PHE:N	2.46	0.47
2:B:2337:PHE:HA	2:B:2340:PHE:HB2	1.96	0.47
2:B:2758:PHE:O	2:B:2762:THR:N	2.46	0.47
2:I:2337:PHE:HA	2:I:2340:PHE:HB2	1.96	0.47
2:I:3674:ILE:HD11	2:I:3728:ILE:HG22	1.97	0.47
2:G:2868:SER:O	2:G:2872:GLN:N	2.45	0.47
2:G:3674:ILE:HD11	2:G:3728:ILE:HG22	1.97	0.47
2:G:4743:MET:HB3	2:G:4746:ALA:HB3	1.97	0.47
2:I:1152:MET:HB2	2:I:1161:ILE:HB	1.95	0.47
2:B:2375:GLY:HA3	2:B:2378:ALA:HB3	1.97	0.47
2:G:1126:GLY:HA3	2:G:1143:TRP:CE2	2.49	0.47
2:I:4743:MET:HB3	2:I:4746:ALA:HB3	1.97	0.47
2:E:2337:PHE:HA	2:E:2340:PHE:HB2	1.96	0.47
2:E:978:THR:HB	2:E:980:ALA:H	1.80	0.47
2:I:978:THR:HB	2:I:980:ALA:H	1.80	0.47
2:B:4892:ARG:NH2	2:I:4899:ASP:OD1	2.43	0.47
2:E:1126:GLY:HA3	2:E:1143:TRP:CE2	2.49	0.47
2:G:841:GLY:HA2	2:G:1073:ARG:HD2	1.96	0.47
2:I:1126:GLY:HA3	2:I:1143:TRP:CE2	2.49	0.47
2:I:1650:ILE:HG13	2:I:1707:LEU:HD21	1.96	0.47
2:I:2131:LEU:HD23	2:I:3662:ILE:HB	1.97	0.47
2:B:2247:GLN:NE2	2:B:2285:GLU:OE2	2.48	0.47
2:B:2911:LEU:HB2	2:B:2916:LYS:HE3	1.96	0.47
2:E:3674:ILE:HD11	2:E:3728:ILE:HG22	1.97	0.47
2:E:645:ARG:N	2:E:824:GLU:O	2.42	0.47
2:I:4681:LEU:HD21	2:I:4687:TYR:HD2	1.79	0.47
2:B:1126:GLY:HA3	2:B:1143:TRP:CE2	2.49	0.47
2:I:1665:HIS:HA	2:I:1668:ARG:HG2	1.97	0.47

Continued on next page...

Continued from previous page...

Atom-1	Atom-2	Interatomic distance (Å)	Clash overlap (Å)
2:B:111:HIS:CD2	2:B:114:SER:H	2.29	0.46
2:B:4865:LYS:HG3	2:B:4875:LYS:HZ3	1.79	0.46
2:E:1865:MET:N	2:E:1865:MET:SD	2.89	0.46
2:G:4681:LEU:HD21	2:G:4687:TYR:HD2	1.79	0.46
2:G:485:SER:HA	2:G:488:LEU:HB2	1.96	0.46
2:I:2375:GLY:HA3	2:I:2378:ALA:HB3	1.97	0.46
2:B:1865:MET:SD	2:B:1865:MET:N	2.88	0.46
2:B:4786:ASP:OD2	2:B:4789:PHE:N	2.46	0.46
1:F:42:ARG:HG2	2:E:1691:GLN:HG2	1.98	0.46
2:G:2375:GLY:HA3	2:G:2378:ALA:HB3	1.97	0.46
2:E:485:SER:HA	2:E:488:LEU:HB2	1.96	0.46
2:I:841:GLY:HA2	2:I:1073:ARG:HD2	1.96	0.46
2:G:2247:GLN:NE2	2:G:2285:GLU:OE2	2.48	0.46
2:G:2337:PHE:HA	2:G:2340:PHE:HB2	1.96	0.46
1:J:7:ILE:HB	1:J:71:ARG:HB3	1.98	0.46
1:A:7:ILE:HB	1:A:71:ARG:HB3	1.98	0.46
2:E:1960:ALA:O	2:E:1964:ARG:NE	2.48	0.46
2:I:2364:PHE:HD1	2:I:2429:LEU:HD21	1.81	0.46
2:B:841:GLY:HA2	2:B:1073:ARG:HD2	1.96	0.46
2:B:1665:HIS:HA	2:B:1668:ARG:HG2	1.97	0.46
2:B:1960:ALA:O	2:B:1964:ARG:NE	2.48	0.46
2:E:2247:GLN:NE2	2:E:2285:GLU:OE2	2.48	0.46
2:E:2364:PHE:HD1	2:E:2429:LEU:HD21	1.81	0.46
2:E:4681:LEU:HD21	2:E:4687:TYR:HD2	1.79	0.46
2:E:4983:HIS:N	2:E:4983:HIS:CD2	2.84	0.46
2:I:4227:GLU:HG3	2:I:4228:ALA:H	1.81	0.46
2:B:2868:SER:O	2:B:2872:GLN:N	2.45	0.46
2:B:4227:GLU:HG3	2:B:4228:ALA:H	1.81	0.46
2:B:4983:HIS:N	2:B:4983:HIS:CD2	2.84	0.46
2:B:572:PRO:HA	2:B:575:LEU:HD13	1.97	0.46
2:G:1650:ILE:HG13	2:G:1707:LEU:HD21	1.96	0.46
2:G:1865:MET:SD	2:G:1865:MET:N	2.88	0.46
2:G:2131:LEU:HD23	2:G:3662:ILE:HB	1.97	0.46
2:I:2911:LEU:HB2	2:I:2916:LYS:HE3	1.96	0.46
2:B:2364:PHE:HD1	2:B:2429:LEU:HD21	1.81	0.46
2:B:485:SER:HA	2:B:488:LEU:HB2	1.96	0.46
2:E:1727:ARG:HH21	2:E:1775:HIS:CE1	2.34	0.46
2:G:2364:PHE:HD1	2:G:2429:LEU:HD21	1.80	0.46
2:G:4983:HIS:N	2:G:4983:HIS:CD2	2.84	0.46
2:G:978:THR:HB	2:G:980:ALA:H	1.79	0.46
2:B:4743:MET:HB3	2:B:4746:ALA:HB3	1.97	0.46

Continued on next page...

Continued from previous page...

Atom-1	Atom-2	Interatomic distance (Å)	Clash overlap (Å)
2:I:485:SER:HA	2:I:488:LEU:HB2	1.96	0.46
2:G:1665:HIS:HA	2:G:1668:ARG:HG2	1.98	0.45
2:G:1727:ARG:HH21	2:G:1775:HIS:CE1	2.34	0.45
2:G:572:PRO:HA	2:G:575:LEU:HD13	1.97	0.45
2:I:1865:MET:SD	2:I:1865:MET:N	2.88	0.45
2:I:2004:GLU:HA	2:I:2007:ASN:HD22	1.81	0.45
2:B:1025:ARG:O	2:B:1032:LYS:NZ	2.47	0.45
2:B:4958:CYS:HB2	2:B:4961:CYS:H	1.82	0.45
2:E:2291:GLN:HE21	2:E:2294:ASP:H	1.64	0.45
2:E:4743:MET:HB3	2:E:4746:ALA:HB3	1.97	0.45
2:G:2291:GLN:HE21	2:G:2294:ASP:H	1.65	0.45
2:I:2247:GLN:NE2	2:I:2285:GLU:OE2	2.48	0.45
2:B:4069:LYS:HG3	2:B:4129:ALA:HB1	1.99	0.45
2:E:479:GLN:HE21	2:E:536:ASN:ND2	2.14	0.45
2:G:4069:LYS:HG3	2:G:4129:ALA:HB1	1.99	0.45
1:H:7:ILE:HB	1:H:71:ARG:HB3	1.98	0.45
2:B:2231:SER:HA	2:B:2234:ARG:HG2	1.99	0.45
2:E:2131:LEU:HD23	2:E:3662:ILE:HB	1.97	0.45
2:G:2742:THR:OG1	2:G:2811:GLU:OE1	2.34	0.45
2:I:4005:GLN:HE21	2:I:4110:PHE:HE1	1.63	0.45
2:B:2131:LEU:HD23	2:B:3662:ILE:HB	1.97	0.45
2:E:4005:GLN:HE21	2:E:4110:PHE:HE1	1.63	0.45
2:G:2226:PRO:HA	2:G:2229:VAL:HG12	1.99	0.45
2:I:707:VAL:HG23	2:I:713:SER:HB2	1.98	0.45
2:B:4005:GLN:HE21	2:B:4110:PHE:HE1	1.63	0.45
2:B:479:GLN:HE21	2:B:536:ASN:ND2	2.14	0.45
2:E:4069:LYS:HG3	2:E:4129:ALA:HB1	1.99	0.45
2:G:1236:THR:OG1	2:G:1608:MET:SD	2.75	0.45
2:G:2004:GLU:HA	2:G:2007:ASN:HD22	1.81	0.45
2:G:278:GLN:N	2:G:315:CYS:SG	2.90	0.45
2:G:4786:ASP:OD2	2:G:4789:PHE:N	2.46	0.45
2:I:213:TYR:CG	2:I:337:PRO:HB2	2.52	0.45
2:I:4069:LYS:HG3	2:I:4129:ALA:HB1	1.99	0.45
2:I:4958:CYS:HB2	2:I:4961:CYS:H	1.82	0.45
2:B:164:ARG:N	2:B:167:ASP:OD2	2.43	0.45
2:E:1665:HIS:HA	2:E:1668:ARG:HG2	1.97	0.45
2:G:4208:PRO:HA	2:G:4211:LYS:HB3	1.99	0.45
2:G:707:VAL:HG23	2:G:713:SER:HB2	1.98	0.45
1:H:34:LYS:HD3	2:G:629:ARG:HD2	1.99	0.45
2:I:206:CYS:SG	2:I:207:SER:N	2.90	0.45
2:I:2291:GLN:HE21	2:I:2294:ASP:H	1.65	0.45

Continued on next page...

Continued from previous page...

Atom-1	Atom-2	Interatomic distance (Å)	Clash overlap (Å)
2:I:3781:GLN:HA	2:I:3784:SER:HB3	1.99	0.45
2:B:2291:GLN:HE21	2:B:2294:ASP:H	1.64	0.45
2:E:2095:GLN:NE2	2:E:2127:GLN:O	2.46	0.45
2:E:572:PRO:HA	2:E:575:LEU:HD13	1.97	0.45
1:F:7:ILE:HB	1:F:71:ARG:HB3	1.98	0.45
2:G:1025:ARG:O	2:G:1032:LYS:NZ	2.48	0.45
2:I:1025:ARG:O	2:I:1032:LYS:NZ	2.47	0.45
2:I:2231:SER:HA	2:I:2234:ARG:HG2	1.99	0.45
2:I:4208:PRO:HA	2:I:4211:LYS:HB3	1.99	0.45
2:I:4983:HIS:N	2:I:4983:HIS:CD2	2.84	0.45
2:I:572:PRO:HA	2:I:575:LEU:HD13	1.97	0.45
2:B:1236:THR:OG1	2:B:1608:MET:SD	2.75	0.45
2:B:2004:GLU:HA	2:B:2007:ASN:HD22	1.81	0.45
2:E:2226:PRO:HA	2:E:2229:VAL:HG12	1.99	0.45
2:E:4763:GLY:O	2:E:4766:THR:OG1	2.30	0.45
2:G:213:TYR:CG	2:G:337:PRO:HB2	2.52	0.45
2:G:4005:GLN:HE21	2:G:4110:PHE:HE1	1.63	0.45
2:B:213:TYR:CG	2:B:337:PRO:HB2	2.52	0.45
2:B:4687:TYR:OH	2:B:4699:GLY:O	2.30	0.45
2:E:3781:GLN:HA	2:E:3784:SER:HB3	1.99	0.45
2:E:4227:GLU:HG3	2:E:4228:ALA:H	1.81	0.45
2:E:4958:CYS:HB2	2:E:4961:CYS:H	1.82	0.45
2:G:4763:GLY:O	2:G:4766:THR:OG1	2.30	0.45
2:B:4959:PHE:CD1	2:B:4959:PHE:O	2.71	0.44
2:B:4960:ILE:HG12	2:B:4985:LEU:HD23	2.00	0.44
2:E:2959:UNK:O	2:E:2963:UNK:N	2.50	0.44
2:G:3781:GLN:HA	2:G:3784:SER:HB3	1.99	0.44
2:E:206:CYS:SG	2:E:207:SER:N	2.90	0.44
2:I:4960:ILE:HG12	2:I:4985:LEU:HD23	2.00	0.44
2:I:652:ARG:HB2	2:I:750:LEU:HD13	1.99	0.44
2:B:1727:ARG:HH21	2:B:1775:HIS:CE1	2.34	0.44
2:B:278:GLN:N	2:B:315:CYS:SG	2.90	0.44
2:B:4208:PRO:HA	2:B:4211:LYS:HB3	1.99	0.44
1:F:55:VAL:HA	2:E:1784:ALA:HA	1.99	0.44
2:G:2959:UNK:O	2:G:2963:UNK:N	2.50	0.44
2:G:3759:GLU:O	2:G:3763:LEU:N	2.48	0.44
2:G:4227:GLU:HG3	2:G:4228:ALA:H	1.81	0.44
2:I:479:GLN:HE21	2:I:536:ASN:ND2	2.14	0.44
2:B:3781:GLN:HA	2:B:3784:SER:HB3	1.99	0.44
2:B:645:ARG:N	2:B:824:GLU:O	2.42	0.44
2:E:3759:GLU:O	2:E:3763:LEU:N	2.48	0.44

Continued on next page...

Continued from previous page...

Atom-1	Atom-2	Interatomic distance (Å)	Clash overlap (Å)
2:G:206:CYS:SG	2:G:207:SER:N	2.90	0.44
2:G:479:GLN:HE21	2:G:536:ASN:ND2	2.14	0.44
2:G:4960:ILE:HG12	2:G:4985:LEU:HD23	2.00	0.44
2:G:652:ARG:HB2	2:G:750:LEU:HD13	2.00	0.44
2:I:1236:THR:OG1	2:I:1608:MET:SD	2.75	0.44
2:I:2226:PRO:HA	2:I:2229:VAL:HG12	1.99	0.44
2:I:278:GLN:N	2:I:315:CYS:SG	2.90	0.44
2:E:2231:SER:HA	2:E:2234:ARG:HG2	1.99	0.44
2:I:1105:ALA:HB1	2:I:1109:LEU:HD21	1.99	0.44
2:I:1727:ARG:HH21	2:I:1775:HIS:CE1	2.34	0.44
2:B:1720:LEU:HD12	2:B:1847:THR:HG23	1.99	0.44
2:B:707:VAL:HG23	2:B:713:SER:HB2	1.98	0.44
2:E:4208:PRO:HA	2:E:4211:LYS:HB3	1.99	0.44
2:E:4959:PHE:CD1	2:E:4959:PHE:O	2.70	0.44
2:E:551:LEU:HD21	2:E:589:LEU:HD13	2.00	0.44
2:E:606:LEU:O	2:E:617:ASN:ND2	2.51	0.44
2:I:551:LEU:HD21	2:I:589:LEU:HD13	2.00	0.44
2:B:606:LEU:O	2:B:617:ASN:ND2	2.51	0.44
2:B:652:ARG:HB2	2:B:750:LEU:HD13	1.99	0.44
2:E:1105:ALA:HB1	2:E:1109:LEU:HD21	1.99	0.44
2:E:1236:THR:OG1	2:E:1608:MET:SD	2.75	0.44
2:E:213:TYR:CG	2:E:337:PRO:HB2	2.52	0.44
2:E:4687:TYR:OH	2:E:4699:GLY:O	2.30	0.44
2:E:707:VAL:HG23	2:E:713:SER:HB2	1.98	0.44
2:E:793:LEU:HB2	2:E:797:HIS:H	1.83	0.44
2:G:1720:LEU:HD12	2:G:1847:THR:HG23	1.99	0.44
2:G:551:LEU:HD21	2:G:589:LEU:HD13	2.00	0.44
2:I:4822:THR:O	2:I:4825:THR:OG1	2.30	0.44
2:B:2326:CYS:SG	2:B:2327:GLY:N	2.91	0.44
2:B:2959:UNK:O	2:B:2963:UNK:N	2.50	0.44
2:G:2737:PRO:O	2:G:2888:ARG:NH2	2.51	0.44
2:G:4959:PHE:CD1	2:G:4959:PHE:O	2.71	0.44
2:I:1960:ALA:O	2:I:1964:ARG:NE	2.48	0.44
2:I:2959:UNK:O	2:I:2963:UNK:N	2.50	0.44
2:I:4984:ASN:C	2:I:4986:ALA:H	2.21	0.44
2:I:641:VAL:HG21	2:I:705:ASN:HA	2.00	0.44
2:I:911:HIS:O	2:I:918:ARG:NH2	2.48	0.44
2:E:2737:PRO:O	2:E:2888:ARG:NH2	2.51	0.44
2:E:4786:ASP:OD2	2:E:4789:PHE:N	2.46	0.44
2:E:4960:ILE:HG12	2:E:4985:LEU:HD23	2.00	0.44
2:G:2231:SER:HA	2:G:2234:ARG:HG2	1.99	0.44

Continued on next page...

Continued from previous page...

Atom-1	Atom-2	Interatomic distance (Å)	Clash overlap (Å)
2:G:3779:VAL:HG23	2:G:3780:LEU:HD12	2.00	0.44
2:I:942:ALA:HB2	2:I:1052:ASN:HB2	2.00	0.44
2:I:2326:CYS:SG	2:I:2327:GLY:N	2.91	0.44
2:I:2737:PRO:O	2:I:2888:ARG:NH2	2.51	0.44
2:I:3779:VAL:HG23	2:I:3780:LEU:HD12	2.00	0.44
2:B:1695:LEU:HB3	2:B:1810:LYS:HZ2	1.83	0.43
2:E:2004:GLU:HA	2:E:2007:ASN:HD22	1.82	0.43
2:E:2326:CYS:SG	2:E:2327:GLY:N	2.91	0.43
1:F:34:LYS:HE3	2:E:634:GLN:HB3	2.00	0.43
2:I:4959:PHE:O	2:I:4959:PHE:CD1	2.70	0.43
2:I:606:LEU:O	2:I:617:ASN:ND2	2.51	0.43
1:F:23:VAL:HG22	1:F:47:LYS:HG2	2.00	0.43
2:G:1132:TRP:HE1	2:G:1136:SER:HG	1.61	0.43
2:G:1960:ALA:O	2:G:1964:ARG:NE	2.48	0.43
2:G:606:LEU:O	2:G:617:ASN:ND2	2.51	0.43
2:B:2226:PRO:HA	2:B:2229:VAL:HG12	1.99	0.43
2:B:243:ARG:NH1	2:B:301:VAL:O	2.49	0.43
2:B:4209:GLN:HE22	2:B:4560:TYR:HE2	1.66	0.43
2:B:4984:ASN:C	2:B:4986:ALA:H	2.21	0.43
2:B:793:LEU:HB2	2:B:797:HIS:H	1.83	0.43
2:G:2326:CYS:SG	2:G:2327:GLY:N	2.91	0.43
2:G:4209:GLN:HE22	2:G:4560:TYR:HE2	1.66	0.43
2:I:4209:GLN:HE22	2:I:4560:TYR:HE2	1.66	0.43
2:B:206:CYS:SG	2:B:207:SER:N	2.90	0.43
2:B:4563:ARG:NH1	2:B:4815:ASP:OD1	2.52	0.43
2:B:4968:PHE:HD2	2:B:4978:HIS:HD1	1.47	0.43
2:B:942:ALA:HB2	2:B:1052:ASN:HB2	2.00	0.43
2:E:4586:PRO:HB3	2:E:4628:VAL:HG21	2.01	0.43
2:E:641:VAL:HG21	2:E:705:ASN:HA	1.99	0.43
2:E:652:ARG:HB2	2:E:750:LEU:HD13	1.99	0.43
2:G:1105:ALA:HB1	2:G:1109:LEU:HD21	1.99	0.43
2:G:4958:CYS:HB2	2:G:4961:CYS:H	1.82	0.43
2:I:1720:LEU:HD12	2:I:1847:THR:HG23	1.99	0.43
2:I:3830:GLN:HA	2:I:3833:GLN:HG2	2.00	0.43
1:J:23:VAL:HG22	1:J:47:LYS:HG2	2.01	0.43
2:B:551:LEU:HD21	2:B:589:LEU:HD13	2.00	0.43
2:E:1720:LEU:HD12	2:E:1847:THR:HG23	1.99	0.43
2:E:4209:GLN:HE22	2:E:4560:TYR:HE2	1.67	0.43
2:E:914:PRO:HD2	2:E:917:GLU:HB2	2.00	0.43
2:E:919:ASN:O	2:E:923:GLN:N	2.52	0.43
2:G:2775:TRP:HZ3	2:G:2783:GLU:HA	1.84	0.43

Continued on next page...

Continued from previous page...

Atom-1	Atom-2	Interatomic distance (Å)	Clash overlap (Å)
2:G:3830:GLN:HA	2:G:3833:GLN:HG2	2.00	0.43
2:G:889:GLN:O	2:G:902:ARG:NH1	2.52	0.43
2:G:914:PRO:HD2	2:G:917:GLU:HB2	2.00	0.43
2:I:1132:TRP:HE1	2:I:1136:SER:HG	1.65	0.43
2:I:4563:ARG:NH1	2:I:4815:ASP:OD1	2.52	0.43
2:I:877:ASN:HD22	2:I:1045:THR:HG23	1.84	0.43
2:B:1105:ALA:HB1	2:B:1109:LEU:HD21	1.99	0.43
2:B:877:ASN:HD22	2:B:1045:THR:HG23	1.84	0.43
2:B:889:GLN:O	2:B:902:ARG:NH1	2.52	0.43
2:E:2775:TRP:HZ3	2:E:2783:GLU:HA	1.84	0.43
2:E:4984:ASN:C	2:E:4986:ALA:H	2.21	0.43
2:G:641:VAL:HG21	2:G:705:ASN:HA	2.00	0.43
1:H:23:VAL:HG22	1:H:47:LYS:HG2	2.01	0.43
2:B:2440:MET:O	2:B:2444:GLN:N	2.51	0.43
2:E:889:GLN:O	2:E:902:ARG:NH1	2.52	0.43
2:G:4563:ARG:NH1	2:G:4815:ASP:OD1	2.52	0.43
2:B:2742:THR:OG1	2:B:2811:GLU:OE1	2.34	0.43
2:B:2737:PRO:O	2:B:2888:ARG:NH2	2.51	0.43
2:B:3830:GLN:HA	2:B:3833:GLN:HG2	2.00	0.43
2:E:410:LEU:HD12	2:E:413:GLN:HE21	1.84	0.43
2:G:4198:SER:OG	2:G:4199:GLU:N	2.52	0.43
2:G:4984:ASN:C	2:G:4986:ALA:H	2.21	0.43
2:I:4071:ILE:HG13	2:I:4103:PHE:HZ	1.84	0.43
2:B:1966:VAL:HA	2:B:1969:LEU:HB3	2.01	0.43
2:B:3779:VAL:HG23	2:B:3780:LEU:HD12	2.00	0.43
2:B:870:ILE:HD12	2:B:873:LYS:HB2	2.01	0.43
2:B:911:HIS:O	2:B:918:ARG:NH2	2.48	0.43
2:E:243:ARG:NH1	2:E:301:VAL:O	2.49	0.43
2:E:870:ILE:HD12	2:E:873:LYS:HB2	2.01	0.43
2:G:1695:LEU:HB3	2:G:1810:LYS:HZ2	1.83	0.43
2:G:1966:VAL:HA	2:G:1969:LEU:HB3	2.01	0.43
2:G:4586:PRO:HB3	2:G:4628:VAL:HG21	2.01	0.43
2:G:877:ASN:HD22	2:G:1045:THR:HG23	1.84	0.43
2:I:2440:MET:O	2:I:2444:GLN:N	2.51	0.43
2:I:4198:SER:OG	2:I:4199:GLU:N	2.52	0.43
2:I:4763:GLY:O	2:I:4766:THR:OG1	2.30	0.43
2:I:793:LEU:HB2	2:I:797:HIS:H	1.83	0.43
1:J:55:VAL:HA	2:I:1784:ALA:HA	2.00	0.43
1:A:23:VAL:HG22	1:A:47:LYS:HG2	2.01	0.43
2:B:3676:ASP:OD1	2:B:3676:ASP:N	2.52	0.43
2:E:1966:VAL:HA	2:E:1969:LEU:HB3	2.01	0.43

Continued on next page...

Continued from previous page...

Atom-1	Atom-2	Interatomic distance (Å)	Clash overlap (Å)
2:E:2368:LEU:HD13	2:E:2376:LEU:HD23	2.01	0.43
2:E:3779:VAL:HG23	2:E:3780:LEU:HD12	2.00	0.43
2:G:790:ARG:HG2	2:G:1627:ALA:HA	2.01	0.43
2:G:2440:MET:O	2:G:2444:GLN:N	2.51	0.43
2:G:3891:LEU:HB3	2:G:3899:PHE:CE2	2.54	0.43
2:G:793:LEU:HB2	2:G:797:HIS:H	1.83	0.43
2:I:1695:LEU:HB3	2:I:1810:LYS:HZ2	1.83	0.43
2:B:4936:ILE:HG21	2:I:4927:ILE:HG12	2.01	0.43
2:B:2265:LEU:HD22	2:B:2330:ARG:HB3	2.01	0.42
2:B:2368:LEU:HD13	2:B:2376:LEU:HD23	2.01	0.42
2:B:2438:PRO:HB3	2:B:2453:ILE:HB	2.01	0.42
2:B:919:ASN:O	2:B:923:GLN:N	2.52	0.42
2:E:1708:ARG:HG2	2:E:1711:TYR:CD2	2.54	0.42
2:E:2438:PRO:HB3	2:E:2453:ILE:HB	2.01	0.42
2:E:4563:ARG:NH1	2:E:4815:ASP:OD1	2.52	0.42
2:G:1099:GLU:OE2	2:G:1127:HIS:ND1	2.44	0.42
2:I:790:ARG:HG2	2:I:1627:ALA:HA	2.01	0.42
2:I:2758:PHE:O	2:I:2762:THR:N	2.46	0.42
2:B:3891:LEU:HB3	2:B:3899:PHE:CE2	2.54	0.42
2:B:4071:ILE:HG13	2:B:4103:PHE:HZ	1.84	0.42
2:B:641:VAL:HG21	2:B:705:ASN:HA	1.99	0.42
2:E:3830:GLN:HA	2:E:3833:GLN:HG2	2.00	0.42
2:E:4198:SER:OG	2:E:4199:GLU:N	2.52	0.42
2:E:649:PHE:HB3	2:E:776:LEU:HD13	2.01	0.42
2:G:2265:LEU:HD22	2:G:2330:ARG:HB3	2.01	0.42
2:I:1966:VAL:HA	2:I:1969:LEU:HB3	2.01	0.42
2:I:2265:LEU:HD22	2:I:2330:ARG:HB3	2.01	0.42
2:B:396:GLU:OE2	2:B:451:TYR:OH	2.29	0.42
2:B:914:PRO:HD2	2:B:917:GLU:HB2	2.00	0.42
2:E:2144:ILE:HG13	2:E:2144:ILE:H	1.79	0.42
2:E:2742:THR:OG1	2:E:2811:GLU:OE1	2.34	0.42
2:E:3754:GLU:HG3	2:E:4718:LYS:HD2	2.01	0.42
2:G:20:VAL:HG12	2:G:204:PRO:HA	2.01	0.42
2:G:2291:GLN:HB3	2:G:2294:ASP:H	1.85	0.42
2:G:4071:ILE:HG13	2:G:4103:PHE:HZ	1.84	0.42
2:G:4848:VAL:O	2:G:4852:THR:OG1	2.27	0.42
2:G:919:ASN:O	2:G:923:GLN:N	2.52	0.42
2:I:2775:TRP:HZ3	2:I:2783:GLU:HA	1.84	0.42
2:I:410:LEU:HD12	2:I:413:GLN:HE21	1.84	0.42
2:I:3754:GLU:HG3	2:I:4718:LYS:HD2	2.01	0.42
2:I:919:ASN:O	2:I:923:GLN:N	2.52	0.42

Continued on next page...

Continued from previous page...

Atom-1	Atom-2	Interatomic distance (Å)	Clash overlap (Å)
2:B:1637:MET:SD	2:B:1708:ARG:NH1	2.93	0.42
2:B:4051:SER:OG	2:B:4054:ASN:OD1	2.37	0.42
2:B:489:ASN:HA	2:B:492:ASP:HB2	2.01	0.42
2:B:649:PHE:HB3	2:B:776:LEU:HD13	2.02	0.42
2:E:1025:ARG:O	2:E:1032:LYS:NZ	2.47	0.42
2:E:2440:MET:O	2:E:2444:GLN:N	2.51	0.42
2:E:3891:LEU:HB3	2:E:3899:PHE:CE2	2.54	0.42
2:G:4051:SER:OG	2:G:4054:ASN:OD1	2.37	0.42
2:G:942:ALA:HB2	2:G:1052:ASN:HB2	2.00	0.42
2:I:20:VAL:HG12	2:I:204:PRO:HA	2.01	0.42
2:I:4051:SER:OG	2:I:4054:ASN:OD1	2.37	0.42
2:I:889:GLN:O	2:I:902:ARG:NH1	2.52	0.42
2:I:914:PRO:HD2	2:I:917:GLU:HB2	2.00	0.42
2:B:2271:THR:HG22	2:B:2273:LEU:H	1.85	0.42
2:B:4138:ASP:OD1	2:B:4138:ASP:N	2.52	0.42
2:E:877:ASN:HD22	2:E:1045:THR:HG23	1.84	0.42
2:E:1695:LEU:HB3	2:E:1810:LYS:HZ2	1.83	0.42
2:E:2776:SER:O	2:E:2788:HIS:N	2.52	0.42
2:E:3676:ASP:N	2:E:3676:ASP:OD1	2.52	0.42
2:E:4071:ILE:HG13	2:E:4103:PHE:HZ	1.84	0.42
2:G:649:PHE:HB3	2:G:776:LEU:HD13	2.01	0.42
2:I:3891:LEU:HB3	2:I:3899:PHE:CE2	2.54	0.42
2:I:649:PHE:HB3	2:I:776:LEU:HD13	2.01	0.42
2:B:790:ARG:HG2	2:B:1627:ALA:HA	2.01	0.42
2:B:4586:PRO:HB3	2:B:4628:VAL:HG21	2.01	0.42
2:B:3754:GLU:HG3	2:B:4718:LYS:HD2	2.01	0.42
2:E:280:LEU:HD21	2:E:316:PHE:HE2	1.85	0.42
2:G:1637:MET:SD	2:G:1708:ARG:NH1	2.93	0.42
2:G:410:LEU:HD12	2:G:413:GLN:HE21	1.84	0.42
2:G:645:ARG:N	2:G:824:GLU:O	2.42	0.42
1:H:34:LYS:HE3	2:G:634:GLN:HB3	2.02	0.42
2:B:2215:LEU:HD23	2:B:2260:ASN:HB3	2.02	0.42
2:B:2775:TRP:HZ3	2:B:2783:GLU:HA	1.84	0.42
2:B:4198:SER:OG	2:B:4199:GLU:N	2.52	0.42
2:B:4708:THR:HA	2:B:4709:PRO:HD3	1.94	0.42
2:E:1637:MET:SD	2:E:1708:ARG:NH1	2.93	0.42
2:E:181:HIS:CE1	2:E:195:PHE:HB2	2.55	0.42
2:E:2265:LEU:HD22	2:E:2330:ARG:HB3	2.01	0.42
2:E:942:ALA:HB2	2:E:1052:ASN:HB2	2.00	0.42
2:G:2012:PHE:CG	2:G:2022:PRO:HD3	2.55	0.42
2:G:2776:SER:O	2:G:2788:HIS:N	2.52	0.42

Continued on next page...

Continued from previous page...

Atom-1	Atom-2	Interatomic distance (Å)	Clash overlap (Å)
2:G:489:ASN:HA	2:G:492:ASP:HB2	2.01	0.42
2:I:181:HIS:CE1	2:I:195:PHE:HB2	2.55	0.42
1:J:92:PRO:HD3	2:I:627:PRO:HB2	2.01	0.42
2:B:181:HIS:CE1	2:B:195:PHE:HB2	2.55	0.42
2:E:788:LYS:HG2	2:E:1629:GLN:HA	2.02	0.42
2:E:2012:PHE:CG	2:E:2022:PRO:HD3	2.55	0.42
2:E:20:VAL:HG12	2:E:204:PRO:HA	2.01	0.42
2:E:3658:LYS:HA	2:E:3661:TRP:CD2	2.55	0.42
2:G:3658:LYS:HA	2:G:3661:TRP:CD2	2.55	0.42
2:I:1708:ARG:HG2	2:I:1711:TYR:CD2	2.54	0.42
2:I:3842:LEU:O	2:I:3929:SER:OG	2.38	0.42
2:I:4081:VAL:HB	2:I:4088:ILE:HD12	2.02	0.42
2:B:1973:GLN:HA	2:B:1976:ARG:HB3	2.02	0.42
2:B:3658:LYS:HA	2:B:3661:TRP:CD2	2.55	0.42
2:B:3842:LEU:O	2:B:3929:SER:OG	2.38	0.42
2:G:1708:ARG:HG2	2:G:1711:TYR:CD2	2.54	0.42
2:G:214:VAL:HG12	2:G:274:LEU:HD12	2.02	0.42
2:G:3842:LEU:O	2:G:3929:SER:OG	2.38	0.42
2:G:4138:ASP:N	2:G:4138:ASP:OD1	2.52	0.42
2:G:3754:GLU:HG3	2:G:4718:LYS:HD2	2.01	0.42
2:G:870:ILE:HD12	2:G:873:LYS:HB2	2.01	0.42
2:I:2271:THR:HG22	2:I:2273:LEU:H	1.85	0.42
2:I:4586:PRO:HB3	2:I:4628:VAL:HG21	2.01	0.42
2:B:1189:LEU:HD12	2:B:1190:PRO:HD2	2.02	0.42
2:B:20:VAL:HG12	2:B:204:PRO:HA	2.01	0.42
2:B:2950:UNK:O	2:B:2954:UNK:N	2.53	0.42
2:B:4804:TYR:HB3	2:B:4806:ASN:HD22	1.85	0.42
2:E:2215:LEU:HD23	2:E:2260:ASN:HB3	2.02	0.42
2:E:3365:UNK:O	2:E:3369:UNK:N	2.53	0.42
2:E:4708:THR:HA	2:E:4709:PRO:HD3	1.94	0.42
1:F:25:HIS:HB3	1:F:40:ARG:HD3	2.02	0.42
1:F:87:HIS:H	1:F:91:ILE:HB	1.85	0.42
2:G:2271:THR:HG22	2:G:2273:LEU:H	1.85	0.42
2:G:243:ARG:NH1	2:G:301:VAL:O	2.49	0.42
2:G:3759:GLU:HA	2:G:3762:ARG:HB2	2.02	0.42
2:I:2012:PHE:CG	2:I:2022:PRO:HD3	2.55	0.42
2:I:3365:UNK:O	2:I:3369:UNK:N	2.53	0.42
2:I:870:ILE:HD12	2:I:873:LYS:HB2	2.01	0.42
2:B:1132:TRP:HE1	2:B:1136:SER:HG	1.68	0.41
2:B:1284:UNK:HA	2:B:1463:UNK:HA	2.02	0.41
2:B:410:LEU:HD12	2:B:413:GLN:HE21	1.84	0.41

Continued on next page...

Continued from previous page...

Atom-1	Atom-2	Interatomic distance (Å)	Clash overlap (Å)
2:E:3759:GLU:HA	2:E:3762:ARG:HB2	2.02	0.41
2:E:4960:ILE:HD13	2:E:4960:ILE:HA	1.83	0.41
2:G:788:LYS:HG2	2:G:1629:GLN:HA	2.02	0.41
2:G:181:HIS:CE1	2:G:195:PHE:HB2	2.55	0.41
2:G:2185:ILE:HA	2:G:2188:ASN:ND2	2.35	0.41
2:G:2438:PRO:HB3	2:G:2453:ILE:HB	2.01	0.41
2:G:2950:UNK:O	2:G:2954:UNK:N	2.53	0.41
1:H:25:HIS:HB3	1:H:40:ARG:HD3	2.02	0.41
1:J:25:HIS:HB3	1:J:40:ARG:HD3	2.02	0.41
2:B:3365:UNK:O	2:B:3369:UNK:N	2.53	0.41
2:B:4231:MET:CE	2:B:4960:ILE:HD12	2.51	0.41
2:E:2291:GLN:HB2	2:E:2295:LEU:HG	2.02	0.41
2:E:278:GLN:N	2:E:315:CYS:SG	2.90	0.41
2:E:489:ASN:HA	2:E:492:ASP:HB2	2.01	0.41
2:G:2758:PHE:O	2:G:2762:THR:N	2.46	0.41
1:H:87:HIS:H	1:H:91:ILE:HB	1.85	0.41
2:I:214:VAL:HG12	2:I:274:LEU:HD12	2.02	0.41
2:I:2368:LEU:HD13	2:I:2376:LEU:HD23	2.01	0.41
2:I:2438:PRO:HB3	2:I:2453:ILE:HB	2.01	0.41
2:B:4735:GLU:HA	2:B:4738:ALA:HB3	2.02	0.41
2:E:790:ARG:HG2	2:E:1627:ALA:HA	2.01	0.41
2:E:2185:ILE:HA	2:E:2188:ASN:HD21	1.85	0.41
2:G:4231:MET:CE	2:G:4960:ILE:HD12	2.50	0.41
2:I:2742:THR:OG1	2:I:2811:GLU:OE1	2.34	0.41
2:I:2950:UNK:O	2:I:2954:UNK:N	2.53	0.41
2:B:2776:SER:O	2:B:2788:HIS:N	2.52	0.41
2:E:173:SER:OG	2:E:174:VAL:N	2.54	0.41
2:E:2950:UNK:O	2:E:2954:UNK:N	2.53	0.41
2:E:4804:TYR:HB3	2:E:4806:ASN:HD22	1.85	0.41
2:G:164:ARG:N	2:G:167:ASP:OD2	2.43	0.41
2:G:173:SER:HB3	2:G:178:ARG:H	1.85	0.41
2:G:280:LEU:HD21	2:G:316:PHE:HE2	1.85	0.41
2:G:5004:THR:H	2:G:5007:GLU:HB2	1.86	0.41
2:I:1637:MET:SD	2:I:1708:ARG:NH1	2.93	0.41
2:I:173:SER:HB3	2:I:178:ARG:H	1.85	0.41
2:I:2185:ILE:HA	2:I:2188:ASN:ND2	2.35	0.41
2:I:3759:GLU:HA	2:I:3762:ARG:HB2	2.02	0.41
2:G:4860:ARG:HD2	2:I:4582:VAL:HG11	2.03	0.41
2:B:3759:GLU:O	2:B:3763:LEU:N	2.48	0.41
2:B:5004:THR:H	2:B:5007:GLU:HB2	1.86	0.41
2:B:823:LEU:HD23	2:B:1626:TRP:HB3	2.03	0.41

Continued on next page...

Continued from previous page...

Atom-1	Atom-2	Interatomic distance (Å)	Clash overlap (Å)
2:E:4138:ASP:N	2:E:4138:ASP:OD1	2.52	0.41
2:I:1099:GLU:OE2	2:I:1127:HIS:ND1	2.44	0.41
2:I:1189:LEU:HD12	2:I:1190:PRO:HD2	2.02	0.41
2:I:2215:LEU:HD23	2:I:2260:ASN:HB3	2.02	0.41
2:I:2291:GLN:HB3	2:I:2294:ASP:H	1.84	0.41
2:I:280:LEU:HD21	2:I:316:PHE:HE2	1.85	0.41
2:I:3658:LYS:HA	2:I:3661:TRP:CD2	2.55	0.41
2:I:4804:TYR:HB3	2:I:4806:ASN:HD22	1.85	0.41
2:I:4802:GLY:HA2	2:I:4808:PHE:HB2	2.03	0.41
2:I:4928:LEU:HD13	2:I:4928:LEU:HA	1.91	0.41
2:B:1708:ARG:HG2	2:B:1711:TYR:CD2	2.54	0.41
2:B:173:SER:HB3	2:B:178:ARG:H	1.85	0.41
2:B:4697:VAL:O	2:B:4701:TRP:N	2.52	0.41
2:E:2291:GLN:HB3	2:E:2294:ASP:H	1.84	0.41
2:E:3842:LEU:O	2:E:3929:SER:OG	2.38	0.41
2:E:4231:MET:CE	2:E:4960:ILE:HD12	2.51	0.41
2:B:4914:VAL:HG23	2:E:4888:TYR:CD1	2.55	0.41
2:E:823:LEU:HD23	2:E:1626:TRP:HB3	2.03	0.41
2:G:2368:LEU:HD13	2:G:2376:LEU:HD23	2.01	0.41
2:G:3365:UNK:O	2:G:3369:UNK:N	2.53	0.41
2:I:4138:ASP:N	2:I:4138:ASP:OD1	2.52	0.41
2:I:4231:MET:CE	2:I:4960:ILE:HD12	2.51	0.41
2:B:788:LYS:HG2	2:B:1629:GLN:HA	2.02	0.41
2:B:173:SER:OG	2:B:174:VAL:N	2.54	0.41
2:E:2437:ALA:HA	2:E:2438:PRO:HD3	1.94	0.41
1:F:92:PRO:HD3	2:E:627:PRO:HB2	2.02	0.41
2:G:911:HIS:O	2:G:918:ARG:NH2	2.48	0.41
2:I:2185:ILE:HA	2:I:2188:ASN:HD21	1.85	0.41
2:I:2776:SER:O	2:I:2788:HIS:N	2.52	0.41
2:I:3361:UNK:O	2:I:3365:UNK:N	2.54	0.41
2:B:1817:GLU:O	2:B:1821:ASP:N	2.50	0.41
2:B:2291:GLN:HB3	2:B:2294:ASP:H	1.84	0.41
2:B:214:VAL:HG12	2:B:274:LEU:HD12	2.02	0.41
2:E:2271:THR:HG22	2:E:2273:LEU:H	1.85	0.41
2:G:1189:LEU:HD12	2:G:1190:PRO:HD2	2.02	0.41
2:G:2039:LEU:HA	2:G:2042:CYS:HB3	2.03	0.41
2:G:2291:GLN:HB2	2:G:2295:LEU:HG	2.02	0.41
2:G:3361:UNK:O	2:G:3365:UNK:N	2.54	0.41
2:G:4060:LYS:NZ	2:G:4064:MET:SD	2.94	0.41
2:I:173:SER:OG	2:I:174:VAL:N	2.54	0.41
1:A:25:HIS:HB3	1:A:40:ARG:HD3	2.02	0.41

Continued on next page...

Continued from previous page...

Atom-1	Atom-2	Interatomic distance (Å)	Clash overlap (Å)
1:A:87:HIS:H	1:A:91:ILE:HB	1.85	0.41
2:B:2039:LEU:HA	2:B:2042:CYS:HB3	2.03	0.41
2:B:2185:ILE:HA	2:B:2188:ASN:HD21	1.85	0.41
2:E:4051:SER:OG	2:E:4054:ASN:OD1	2.37	0.41
2:E:4060:LYS:NZ	2:E:4064:MET:SD	2.94	0.41
2:E:4081:VAL:HB	2:E:4088:ILE:HD12	2.02	0.41
2:E:4697:VAL:O	2:E:4701:TRP:N	2.52	0.41
2:E:5004:THR:H	2:E:5007:GLU:HB2	1.86	0.41
2:G:1284:UNK:HA	2:G:1463:UNK:HA	2.02	0.41
2:G:173:SER:OG	2:G:174:VAL:N	2.54	0.41
2:G:3694:LYS:HA	2:G:3695:PRO:HD3	1.93	0.41
2:I:823:LEU:HD23	2:I:1626:TRP:HB3	2.03	0.41
2:I:2291:GLN:HB2	2:I:2295:LEU:HG	2.02	0.41
2:I:3676:ASP:N	2:I:3676:ASP:OD1	2.52	0.41
2:I:4687:TYR:OH	2:I:4699:GLY:O	2.30	0.41
2:I:489:ASN:HA	2:I:492:ASP:HB2	2.01	0.41
1:J:87:HIS:H	1:J:91:ILE:HB	1.85	0.41
2:B:1676:LEU:HD23	2:B:2167:ILE:HG23	2.03	0.41
2:B:3361:UNK:O	2:B:3365:UNK:N	2.54	0.41
2:B:4081:VAL:HB	2:B:4088:ILE:HD12	2.02	0.41
2:E:2129:ASP:O	2:E:2133:GLU:N	2.49	0.41
2:G:1725:ARG:HA	2:G:1728:ARG:HG2	2.03	0.41
2:G:4802:GLY:HA2	2:G:4808:PHE:HB2	2.03	0.41
2:I:1700:ASP:OD2	2:I:1708:ARG:NH2	2.54	0.41
2:I:4060:LYS:NZ	2:I:4064:MET:SD	2.94	0.41
2:I:4104:THR:HG22	2:I:4106:PRO:HD2	2.03	0.41
2:I:4735:GLU:HA	2:I:4738:ALA:HB3	2.02	0.41
2:B:2012:PHE:CG	2:B:2022:PRO:HD3	2.55	0.41
2:B:2291:GLN:HB2	2:B:2295:LEU:HG	2.02	0.41
2:B:3677:LEU:O	2:B:3698:LEU:N	2.54	0.41
2:B:4802:GLY:HA2	2:B:4808:PHE:HB2	2.03	0.41
2:E:1700:ASP:OD2	2:E:1708:ARG:NH2	2.54	0.41
2:G:1973:GLN:HA	2:G:1976:ARG:HB3	2.02	0.41
2:G:2185:ILE:HA	2:G:2188:ASN:HD21	1.85	0.41
2:G:4081:VAL:HB	2:G:4088:ILE:HD12	2.02	0.41
2:G:823:LEU:HD23	2:G:1626:TRP:HB3	2.03	0.41
2:I:788:LYS:HG2	2:I:1629:GLN:HA	2.02	0.41
2:I:2144:ILE:H	2:I:2144:ILE:HG13	1.79	0.41
1:A:34:LYS:HD3	2:B:629:ARG:HD2	2.03	0.40
2:B:280:LEU:HD21	2:B:316:PHE:HE2	1.85	0.40
2:B:4763:GLY:O	2:B:4766:THR:OG1	2.30	0.40

Continued on next page...

Continued from previous page...

Atom-1	Atom-2	Interatomic distance (Å)	Clash overlap (Å)
2:E:1189:LEU:HD12	2:E:1190:PRO:HD2	2.02	0.40
2:E:3658:LYS:HA	2:E:3661:TRP:CE2	2.56	0.40
2:E:4735:GLU:HA	2:E:4738:ALA:HB3	2.02	0.40
2:E:911:HIS:O	2:E:918:ARG:NH2	2.48	0.40
2:G:2215:LEU:HD23	2:G:2260:ASN:HB3	2.02	0.40
2:G:42:PHE:HD1	2:G:447:ASP:HB3	1.87	0.40
2:G:866:HIS:O	2:G:1051:TYR:OH	2.28	0.40
2:I:42:PHE:HD1	2:I:447:ASP:HB3	1.86	0.40
2:B:3658:LYS:HA	2:B:3661:TRP:CE2	2.56	0.40
2:E:164:ARG:N	2:E:167:ASP:OD2	2.43	0.40
2:E:214:VAL:HG12	2:E:274:LEU:HD12	2.02	0.40
2:E:4104:THR:HG22	2:E:4106:PRO:HD2	2.03	0.40
2:E:42:PHE:HD1	2:E:447:ASP:HB3	1.87	0.40
2:E:495:ASN:HD21	2:E:550:LYS:HE3	1.87	0.40
2:G:907:LEU:O	2:G:963:ASN:ND2	2.42	0.40
2:I:1284:UNK:HA	2:I:1463:UNK:HA	2.02	0.40
2:I:1973:GLN:HA	2:I:1976:ARG:HB3	2.02	0.40
2:B:3694:LYS:HA	2:B:3695:PRO:HD3	1.93	0.40
2:B:3847:PHE:HA	2:B:3850:GLN:HG2	2.04	0.40
2:E:1725:ARG:HA	2:E:1728:ARG:HG2	2.03	0.40
2:E:2185:ILE:HA	2:E:2188:ASN:ND2	2.35	0.40
2:E:3361:UNK:O	2:E:3365:UNK:N	2.54	0.40
2:G:1698:LEU:N	2:G:1712:TYR:OH	2.55	0.40
1:H:55:VAL:HA	2:G:1784:ALA:HA	2.04	0.40
2:G:4735:GLU:HA	2:G:4738:ALA:HB3	2.02	0.40
2:B:1698:LEU:N	2:B:1712:TYR:OH	2.55	0.40
2:B:1735:ILE:HG23	2:B:1771:LEU:HD23	2.04	0.40
2:B:2185:ILE:HA	2:B:2188:ASN:ND2	2.35	0.40
2:B:3759:GLU:HA	2:B:3762:ARG:HB2	2.02	0.40
2:E:1973:GLN:HA	2:E:1976:ARG:HB3	2.02	0.40
2:E:3847:PHE:HA	2:E:3850:GLN:HG2	2.04	0.40
2:E:681:HIS:HB3	2:E:784:SER:HB3	2.04	0.40
2:G:3676:ASP:N	2:G:3676:ASP:OD1	2.52	0.40
2:G:4152:GLU:OE1	2:G:4194:TYR:OH	2.40	0.40
2:I:1676:LEU:HD23	2:I:2167:ILE:HG23	2.03	0.40
2:I:5004:THR:H	2:I:5007:GLU:HB2	1.86	0.40
2:B:2467:VAL:HA	2:B:2470:ILE:HD12	2.03	0.40
2:B:4060:LYS:NZ	2:B:4064:MET:SD	2.94	0.40
2:E:1676:LEU:HD23	2:E:2167:ILE:HG23	2.03	0.40
2:E:621:ILE:O	2:E:625:LEU:N	2.52	0.40
2:G:4804:TYR:HB3	2:G:4806:ASN:HD22	1.85	0.40

Continued on next page...

Continued from previous page...

Atom-1	Atom-2	Interatomic distance (Å)	Clash overlap (Å)
2:I:3658:LYS:HA	2:I:3661:TRP:CE2	2.56	0.40
2:I:645:ARG:N	2:I:824:GLU:O	2.42	0.40

There are no symmetry-related clashes.

5.3 Torsion angles [i](#)

5.3.1 Protein backbone [i](#)

In the following table, the Percentiles column shows the percent Ramachandran outliers of the chain as a percentile score with respect to all PDB entries followed by that with respect to all EM entries.

The Analysed column shows the number of residues for which the backbone conformation was analysed, and the total number of residues.

Mol	Chain	Analysed	Favoured	Allowed	Outliers	Percentiles	
1	A	105/108 (97%)	93 (89%)	12 (11%)	0	100	100
1	F	105/108 (97%)	93 (89%)	12 (11%)	0	100	100
1	H	105/108 (97%)	93 (89%)	12 (11%)	0	100	100
1	J	105/108 (97%)	93 (89%)	12 (11%)	0	100	100
2	B	3235/4416 (73%)	2892 (89%)	337 (10%)	6 (0%)	51	85
2	E	3235/4416 (73%)	2894 (90%)	335 (10%)	6 (0%)	51	85
2	G	3235/4416 (73%)	2895 (90%)	334 (10%)	6 (0%)	51	85
2	I	3235/4416 (73%)	2891 (89%)	338 (10%)	6 (0%)	51	85
All	All	13360/18096 (74%)	11944 (89%)	1392 (10%)	24 (0%)	54	85

All (24) Ramachandran outliers are listed below:

Mol	Chain	Res	Type
2	B	1708	ARG
2	G	1708	ARG
2	I	1708	ARG
2	E	1708	ARG
2	E	4985	LEU
2	B	1840	PRO
2	B	4985	LEU
2	G	1840	PRO

Continued on next page...

Continued from previous page...

Mol	Chain	Res	Type
2	G	4985	LEU
2	I	1840	PRO
2	I	4985	LEU
2	E	1840	PRO
2	B	1932	PRO
2	B	2291	GLN
2	B	4641	PRO
2	G	1932	PRO
2	G	2291	GLN
2	G	4641	PRO
2	I	1932	PRO
2	I	2291	GLN
2	I	4641	PRO
2	E	1932	PRO
2	E	2291	GLN
2	E	4641	PRO

5.3.2 Protein sidechains ⓘ

In the following table, the Percentiles column shows the percent sidechain outliers of the chain as a percentile score with respect to all PDB entries followed by that with respect to all EM entries.

The Analysed column shows the number of residues for which the sidechain conformation was analysed, and the total number of residues.

Mol	Chain	Analysed	Rotameric	Outliers	Percentiles	
1	A	88/89 (99%)	88 (100%)	0	100	100
1	F	88/89 (99%)	88 (100%)	0	100	100
1	H	88/89 (99%)	88 (100%)	0	100	100
1	J	88/89 (99%)	88 (100%)	0	100	100
2	B	2493/3022 (82%)	2474 (99%)	19 (1%)	85	92
2	E	2493/3022 (82%)	2474 (99%)	19 (1%)	85	92
2	G	2493/3022 (82%)	2474 (99%)	19 (1%)	85	92
2	I	2493/3022 (82%)	2474 (99%)	19 (1%)	85	92
All	All	10324/12444 (83%)	10248 (99%)	76 (1%)	87	93

All (76) residues with a non-rotameric sidechain are listed below:

Mol	Chain	Res	Type
2	B	131	LEU
2	B	534	ARG
2	B	553	ARG
2	B	1076	ARG
2	B	1141	ARG
2	B	1600	LEU
2	B	1676	LEU
2	B	1964	ARG
2	B	3663	LEU
2	B	3787	LYS
2	B	3896	ASN
2	B	4034	ASN
2	B	4085	ARG
2	B	4120	ASN
2	B	4131	ARG
2	B	4959	PHE
2	B	4960	ILE
2	B	4961	CYS
2	B	4983	HIS
2	G	131	LEU
2	G	534	ARG
2	G	553	ARG
2	G	1076	ARG
2	G	1141	ARG
2	G	1600	LEU
2	G	1676	LEU
2	G	1964	ARG
2	G	3663	LEU
2	G	3787	LYS
2	G	3896	ASN
2	G	4034	ASN
2	G	4085	ARG
2	G	4120	ASN
2	G	4131	ARG
2	G	4959	PHE
2	G	4960	ILE
2	G	4961	CYS
2	G	4983	HIS
2	I	131	LEU
2	I	534	ARG
2	I	553	ARG
2	I	1076	ARG
2	I	1141	ARG

Continued on next page...

Continued from previous page...

Mol	Chain	Res	Type
2	I	1600	LEU
2	I	1676	LEU
2	I	1964	ARG
2	I	3663	LEU
2	I	3787	LYS
2	I	3896	ASN
2	I	4034	ASN
2	I	4085	ARG
2	I	4120	ASN
2	I	4131	ARG
2	I	4959	PHE
2	I	4960	ILE
2	I	4961	CYS
2	I	4983	HIS
2	E	131	LEU
2	E	534	ARG
2	E	553	ARG
2	E	1076	ARG
2	E	1141	ARG
2	E	1600	LEU
2	E	1676	LEU
2	E	1964	ARG
2	E	3663	LEU
2	E	3787	LYS
2	E	3896	ASN
2	E	4034	ASN
2	E	4085	ARG
2	E	4120	ASN
2	E	4131	ARG
2	E	4959	PHE
2	E	4960	ILE
2	E	4961	CYS
2	E	4983	HIS

Some sidechains can be flipped to improve hydrogen bonding and reduce clashes. All (148) such sidechains are listed below:

Mol	Chain	Res	Type
1	F	87	HIS
1	A	87	HIS
1	H	87	HIS
1	J	87	HIS
2	B	57	ASN

Continued on next page...

Continued from previous page...

Mol	Chain	Res	Type
2	B	71	GLN
2	B	113	HIS
2	B	224	HIS
2	B	379	HIS
2	B	383	HIS
2	B	413	GLN
2	B	479	GLN
2	B	797	HIS
2	B	921	ASN
2	B	1041	GLN
2	B	1598	GLN
2	B	1688	HIS
2	B	1691	GLN
2	B	1719	HIS
2	B	1760	HIS
2	B	1775	HIS
2	B	2041	HIS
2	B	2127	GLN
2	B	2291	GLN
2	B	3809	ASN
2	B	3889	GLN
2	B	3896	ASN
2	B	3946	GLN
2	B	3950	ASN
2	B	3960	GLN
2	B	3976	ASN
2	B	3994	HIS
2	B	4034	ASN
2	B	4054	ASN
2	B	4120	ASN
2	B	4130	ASN
2	B	4142	ASN
2	B	4209	GLN
2	B	4806	ASN
2	G	57	ASN
2	G	71	GLN
2	G	111	HIS
2	G	113	HIS
2	G	224	HIS
2	G	379	HIS
2	G	383	HIS
2	G	413	GLN

Continued on next page...

Continued from previous page...

Mol	Chain	Res	Type
2	G	479	GLN
2	G	797	HIS
2	G	921	ASN
2	G	1041	GLN
2	G	1598	GLN
2	G	1688	HIS
2	G	1691	GLN
2	G	1719	HIS
2	G	1760	HIS
2	G	1775	HIS
2	G	1973	GLN
2	G	2041	HIS
2	G	2127	GLN
2	G	2291	GLN
2	G	3809	ASN
2	G	3889	GLN
2	G	3896	ASN
2	G	3946	GLN
2	G	3950	ASN
2	G	3960	GLN
2	G	3976	ASN
2	G	3994	HIS
2	G	4034	ASN
2	G	4054	ASN
2	G	4120	ASN
2	G	4130	ASN
2	G	4142	ASN
2	G	4209	GLN
2	G	4806	ASN
2	I	57	ASN
2	I	71	GLN
2	I	111	HIS
2	I	113	HIS
2	I	224	HIS
2	I	379	HIS
2	I	383	HIS
2	I	413	GLN
2	I	479	GLN
2	I	797	HIS
2	I	921	ASN
2	I	1041	GLN
2	I	1158	ASN

Continued on next page...

Continued from previous page...

Mol	Chain	Res	Type
2	I	1598	GLN
2	I	1688	HIS
2	I	1691	GLN
2	I	1719	HIS
2	I	1760	HIS
2	I	1775	HIS
2	I	2041	HIS
2	I	2127	GLN
2	I	2291	GLN
2	I	3809	ASN
2	I	3889	GLN
2	I	3896	ASN
2	I	3946	GLN
2	I	3950	ASN
2	I	3960	GLN
2	I	3976	ASN
2	I	3994	HIS
2	I	4034	ASN
2	I	4054	ASN
2	I	4120	ASN
2	I	4142	ASN
2	I	4209	GLN
2	I	4806	ASN
2	E	57	ASN
2	E	71	GLN
2	E	111	HIS
2	E	113	HIS
2	E	224	HIS
2	E	379	HIS
2	E	383	HIS
2	E	413	GLN
2	E	479	GLN
2	E	797	HIS
2	E	921	ASN
2	E	1041	GLN
2	E	1598	GLN
2	E	1688	HIS
2	E	1691	GLN
2	E	1719	HIS
2	E	1760	HIS
2	E	1775	HIS
2	E	2041	HIS

Continued on next page...

Continued from previous page...

Mol	Chain	Res	Type
2	E	2127	GLN
2	E	2291	GLN
2	E	3809	ASN
2	E	3889	GLN
2	E	3896	ASN
2	E	3946	GLN
2	E	3950	ASN
2	E	3960	GLN
2	E	3976	ASN
2	E	3994	HIS
2	E	4034	ASN
2	E	4054	ASN
2	E	4120	ASN
2	E	4130	ASN
2	E	4142	ASN
2	E	4209	GLN
2	E	4806	ASN

5.3.3 RNA [i](#)

There are no RNA molecules in this entry.

5.4 Non-standard residues in protein, DNA, RNA chains [i](#)

There are no non-standard protein/DNA/RNA residues in this entry.

5.5 Carbohydrates [i](#)

There are no carbohydrates in this entry.

5.6 Ligand geometry [i](#)

Of 8 ligands modelled in this entry, 8 are monoatomic - leaving 0 for Mogul analysis.

There are no bond length outliers.

There are no bond angle outliers.

There are no chirality outliers.

There are no torsion outliers.

There are no ring outliers.

No monomer is involved in short contacts.

5.7 Other polymers [i](#)

There are no such residues in this entry.

5.8 Polymer linkage issues [i](#)

The following chains have linkage breaks:

Mol	Chain	Number of breaks
2	G	14
2	B	14
2	I	14
2	E	14

All chain breaks are listed below:

Model	Chain	Residue-1	Atom-1	Residue-2	Atom-2	Distance (Å)
1	B	4345:UNK	C	4540:PHE	N	73.85
1	G	4345:UNK	C	4540:PHE	N	73.85
1	I	4345:UNK	C	4540:PHE	N	73.85
1	E	4345:UNK	C	4540:PHE	N	73.85
1	B	3613:UNK	C	3639:THR	N	45.57
1	G	3613:UNK	C	3639:THR	N	45.57
1	I	3613:UNK	C	3639:THR	N	45.57
1	E	3613:UNK	C	3639:THR	N	45.57
1	B	4253:GLU	C	4320:UNK	N	29.50
1	G	4253:GLU	C	4320:UNK	N	29.50
1	I	4253:GLU	C	4320:UNK	N	29.50
1	E	4253:GLU	C	4320:UNK	N	29.50
1	B	3163:UNK	C	3170:UNK	N	15.85
1	G	3163:UNK	C	3170:UNK	N	15.85
1	I	3163:UNK	C	3170:UNK	N	15.85
1	E	3163:UNK	C	3170:UNK	N	15.85
1	B	3063:UNK	C	3134:UNK	N	15.15
1	G	3063:UNK	C	3134:UNK	N	15.15
1	I	3063:UNK	C	3134:UNK	N	15.15
1	E	3063:UNK	C	3134:UNK	N	15.15
1	B	3468:UNK	C	3511:UNK	N	14.46
1	G	3468:UNK	C	3511:UNK	N	14.46
1	I	3468:UNK	C	3511:UNK	N	14.46
1	E	3468:UNK	C	3511:UNK	N	14.46

Continued on next page...

Continued from previous page...

Model	Chain	Residue-1	Atom-1	Residue-2	Atom-2	Distance (Å)
1	B	2703:UNK	C	2734:ASN	N	13.26
1	G	2703:UNK	C	2734:ASN	N	13.26
1	I	2703:UNK	C	2734:ASN	N	13.26
1	E	2703:UNK	C	2734:ASN	N	13.26
1	B	3236:UNK	C	3241:UNK	N	13.11
1	G	3236:UNK	C	3241:UNK	N	13.11
1	I	3236:UNK	C	3241:UNK	N	13.11
1	E	3236:UNK	C	3241:UNK	N	13.11
1	B	1564:UNK	C	1573:MET	N	12.51
1	G	1564:UNK	C	1573:MET	N	12.51
1	I	1564:UNK	C	1573:MET	N	12.51
1	E	1564:UNK	C	1573:MET	N	12.51
1	B	2976:UNK	C	2995:UNK	N	12.28
1	G	2976:UNK	C	2995:UNK	N	12.28
1	I	2976:UNK	C	2995:UNK	N	12.28
1	E	2976:UNK	C	2995:UNK	N	12.28
1	B	3254:UNK	C	3261:UNK	N	8.55
1	G	3254:UNK	C	3261:UNK	N	8.55
1	I	3254:UNK	C	3261:UNK	N	8.55
1	E	3254:UNK	C	3261:UNK	N	8.55
1	B	1297:UNK	C	1430:UNK	N	5.58
1	G	1297:UNK	C	1430:UNK	N	5.58
1	I	1297:UNK	C	1430:UNK	N	5.58
1	E	1297:UNK	C	1430:UNK	N	5.58
1	B	2479:LEU	C	2487:UNK	N	3.51
1	G	2479:LEU	C	2487:UNK	N	3.51
1	I	2479:LEU	C	2487:UNK	N	3.51
1	E	2479:LEU	C	2487:UNK	N	3.51
1	B	2939:ARG	C	2942:UNK	N	3.39
1	G	2939:ARG	C	2942:UNK	N	3.39
1	I	2939:ARG	C	2942:UNK	N	3.39
1	E	2939:ARG	C	2942:UNK	N	3.39