



# Full wwPDB/EMDatabank EM Map/Model Validation Report ⓘ

Mar 2, 2017 – 01:09 pm GMT

PDB ID : 5TB2  
EMDB ID: : EMD-8393  
Title : Structure of rabbit RyR1 (EGTA-only dataset, class 2)  
Authors : Clarke, O.B.; des Georges, A.; Zalk, R.; Marks, A.R.; Hendrickson, W.A.;  
Frank, J.  
Deposited on : 2016-09-11  
Resolution : 4.60 Å(reported)

This is a Full wwPDB/EMDatabank EM Map/Model Validation Report  
for a publicly released PDB/EMDB entry.

We welcome your comments at [validation@mail.wwpdb.org](mailto:validation@mail.wwpdb.org)  
A user guide is available at  
<http://wwpdb.org/validation/2016/EMValidationReportHelp>  
with specific help available everywhere you see the ⓘ symbol.

---

MolProbity : 4.02b-467  
Percentile statistics : 20161228.v01 (using entries in the PDB archive December 28th 2016)  
Ideal geometry (proteins) : Engh & Huber (2001)  
Ideal geometry (DNA, RNA) : Parkinson et. al. (1996)  
Validation Pipeline (wwPDB-VP) : recalc29047

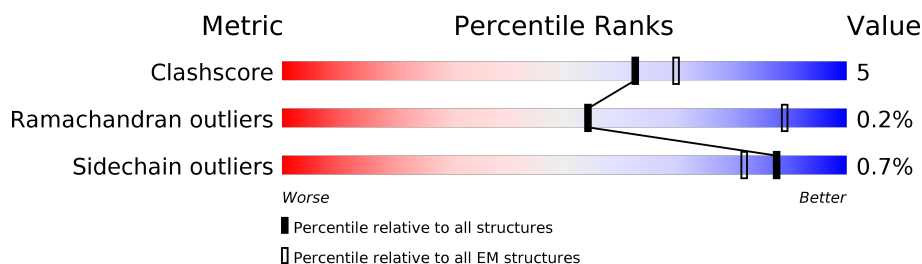
# 1 Overall quality at a glance

The following experimental techniques were used to determine the structure:

*ELECTRON MICROSCOPY*

The reported resolution of this entry is 4.60 Å.

Percentile scores (ranging between 0-100) for global validation metrics of the entry are shown in the following graphic. The table shows the number of entries on which the scores are based.



Metric	Whole archive (#Entries)	EM structures (#Entries)
Clashscore	125131	1336
Ramachandran outliers	121729	1120
Sidechain outliers	121581	1026

The table below summarises the geometric issues observed across the polymeric chains. The red, orange, yellow and green segments on the bar indicate the fraction of residues that contain outliers for  $\geq 3$ , 2, 1 and 0 types of geometric quality criteria. A grey segment represents the fraction of residues that are not modelled. The numeric value for each fraction is indicated below the corresponding segment, with a dot representing fractions  $\leq 5\%$

Mol	Chain	Length	Quality of chain
1	A	108	87% 12% .
1	F	108	87% 12% .
1	H	108	87% 12% .
1	J	108	90% 9% .
2	B	4416	84% 11% 5%
2	E	4416	84% 11% 5%
2	G	4416	84% 11% 5%
2	I	4416	84% 11% 5%

## 2 Entry composition

There are 3 unique types of molecules in this entry. The entry contains 121272 atoms, of which 0 are hydrogens and 0 are deuteriums.

In the tables below, the AltConf column contains the number of residues with at least one atom in alternate conformation and the Trace column contains the number of residues modelled with at most 2 atoms.

- Molecule 1 is a protein called Peptidyl-prolyl cis-trans isomerase FKBP1B.

Mol	Chain	Residues	Atoms					AltConf	Trace
1	F	107	Total	C	N	O	S	0	0
			818	516	144	154	4		
1	A	107	Total	C	N	O	S	0	0
			818	516	144	154	4		
1	H	107	Total	C	N	O	S	0	0
			818	516	144	154	4		
1	J	107	Total	C	N	O	S	0	0
			818	516	144	154	4		

- Molecule 2 is a protein called Ryanodine receptor 1.

Mol	Chain	Residues	Atoms					AltConf	Trace
2	B	4194	Total	C	N	O	S	0	0
			29499	18686	5228	5428	157		
2	I	4194	Total	C	N	O	S	0	0
			29499	18686	5228	5428	157		
2	E	4194	Total	C	N	O	S	0	0
			29499	18686	5228	5428	157		
2	G	4194	Total	C	N	O	S	0	0
			29499	18686	5228	5428	157		


- Molecule 3 is ZINC ION (three-letter code: ZN) (formula: Zn).

Mol	Chain	Residues	Atoms		AltConf
3	G	1	Total	Zn	0
			1	1	
3	B	1	Total	Zn	0
			1	1	
3	I	1	Total	Zn	0
			1	1	
3	E	1	Total	Zn	0
			1	1	

### 3 Residue-property plots


These plots are drawn for all protein, RNA and DNA chains in the entry. The first graphic for a chain summarises the proportions of the various outlier classes displayed in the second graphic. The second graphic shows the sequence view annotated by issues in geometry. Residues are color-coded according to the number of geometric quality criteria for which they contain at least one outlier: green = 0, yellow = 1, orange = 2 and red = 3 or more. Stretches of 2 or more consecutive residues without any outlier are shown as a green connector. Residues present in the sample, but not in the model, are shown in grey.

- Molecule 1: Peptidyl-prolyl cis-trans isomerase FKBP1B

Chain F: 




- Molecule 1: Peptidyl-prolyl cis-trans isomerase FKBP1B

Chain A: 



- Molecule 1: Peptidyl-prolyl cis-trans isomerase FKBP1B

Chain H: 




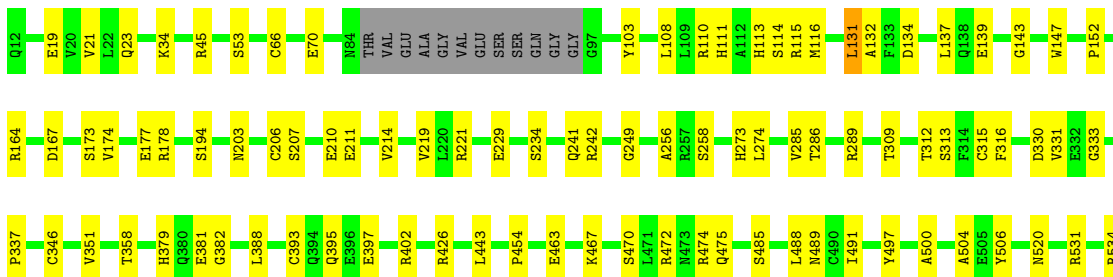
- Molecule 1: Peptidyl-prolyl cis-trans isomerase FKBP1B

Chain J: 



- Molecule 2: Ryanodine receptor 1

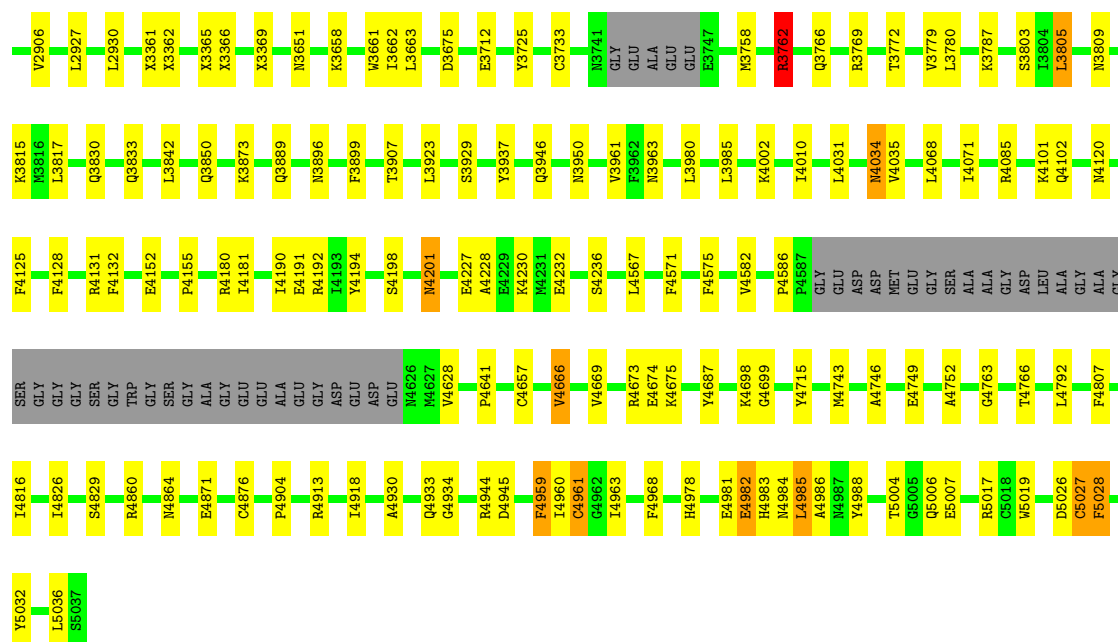
Chain B: 



WORLDWIDE  
**PDB**  
PROTEIN DATA BANK

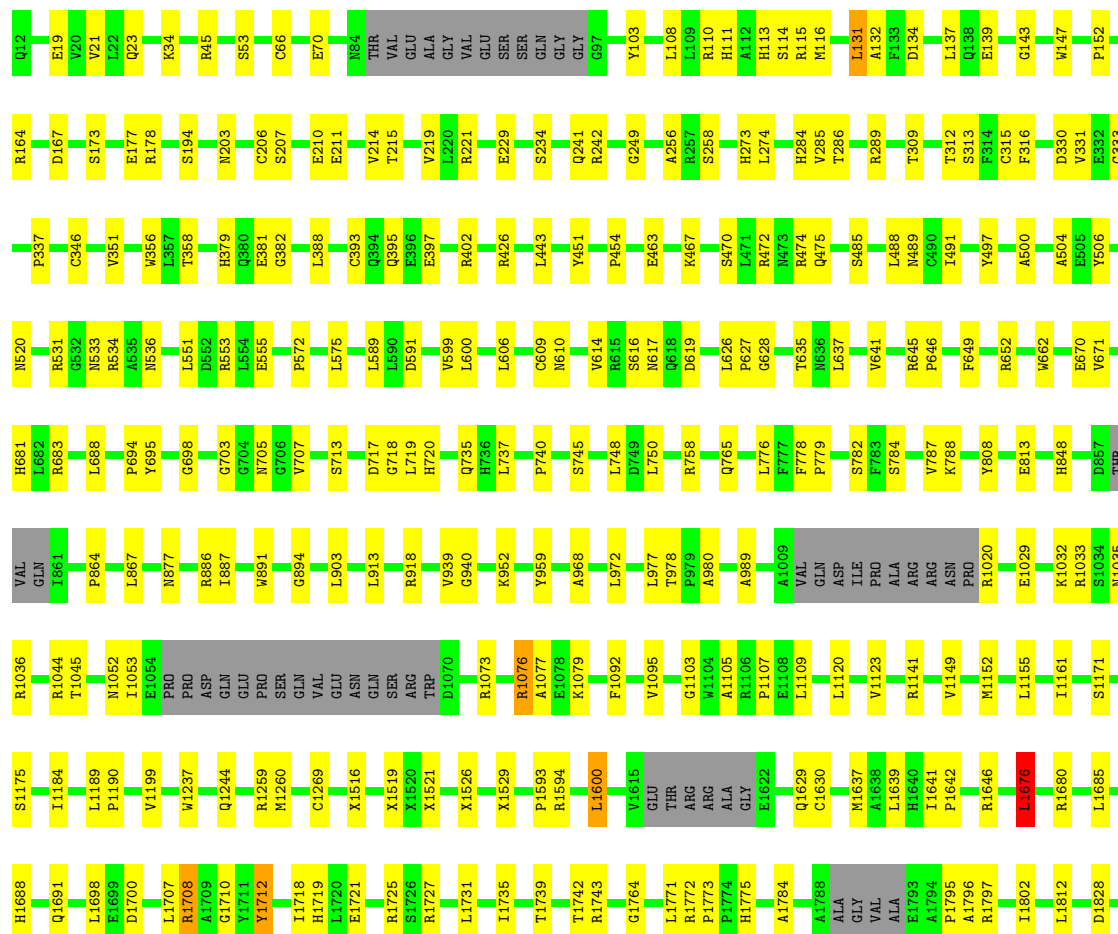
 **EMDataBank**  
Unified Data Resource for 3DEM





• Molecule 2: Ryanodine receptor 1

Chain E: 84% 11% 5%










## 4 Experimental information

Property	Value	Source
Reconstruction method	SINGLE PARTICLE	Depositor
Imposed symmetry	POINT, Not provided	Depositor
Number of particles used	55564	Depositor
Resolution determination method	FSC 0.143 CUT-OFF	Depositor
CTF correction method	Not provided	Depositor
Microscope	FEI POLARA 300	Depositor
Voltage (kV)	300	Depositor
Electron dose ( $e^-/\text{\AA}^2$ )	Not provided	Depositor
Minimum defocus (nm)	Not provided	Depositor
Maximum defocus (nm)	Not provided	Depositor
Magnification	Not provided	Depositor
Image detector	Not provided	Depositor

## 5 Model quality

### 5.1 Standard geometry

Bond lengths and bond angles in the following residue types are not validated in this section:  
ZN

The Z score for a bond length (or angle) is the number of standard deviations the observed value is removed from the expected value. A bond length (or angle) with  $|Z| > 5$  is considered an outlier worth inspection. RMSZ is the root-mean-square of all Z scores of the bond lengths (or angles).

Mol	Chain	Bond lengths		Bond angles	
		RMSZ	$\# Z  > 2$	RMSZ	$\# Z  > 2$
1	A	0.31	0/834	0.52	0/1123
1	F	0.31	0/834	0.52	0/1123
1	H	0.31	0/834	0.52	0/1123
1	J	0.31	0/834	0.52	0/1123
2	B	0.31	0/25428	0.55	9/34534 (0.0%)
2	E	0.31	0/25428	0.55	8/34534 (0.0%)
2	G	0.31	0/25428	0.55	8/34534 (0.0%)
2	I	0.31	0/25428	0.55	8/34534 (0.0%)
All	All	0.31	0/105048	0.55	33/142628 (0.0%)

Chiral center outliers are detected by calculating the chiral volume of a chiral center and verifying if the center is modelled as a planar moiety or with the opposite hand. A planarity outlier is detected by checking planarity of atoms in a peptide group, atoms in a mainchain group or atoms of a sidechain that are expected to be planar.

Mol	Chain	#Chirality outliers	#Planarity outliers
2	B	0	17
2	E	0	17
2	G	0	16
2	I	0	16
All	All	0	66

There are no bond length outliers.

All (33) bond angle outliers are listed below:

Mol	Chain	Res	Type	Atoms	Z	Observed(°)	Ideal(°)
2	I	131	LEU	CA-CB-CG	8.36	134.52	115.30
2	G	131	LEU	CA-CB-CG	8.35	134.51	115.30
2	B	131	LEU	CA-CB-CG	8.34	134.48	115.30
2	E	131	LEU	CA-CB-CG	8.33	134.46	115.30

*Continued on next page...*

*Continued from previous page...*

Mol	Chain	Res	Type	Atoms	Z	Observed(°)	Ideal(°)
2	I	1676	LEU	CA-CB-CG	6.33	129.86	115.30
2	G	1676	LEU	CA-CB-CG	6.33	129.86	115.30
2	B	1676	LEU	CA-CB-CG	6.32	129.84	115.30
2	E	1676	LEU	CA-CB-CG	6.32	129.84	115.30
2	E	1600	LEU	CA-CB-CG	6.29	129.77	115.30
2	B	1600	LEU	CA-CB-CG	6.29	129.75	115.30
2	I	1600	LEU	CA-CB-CG	6.29	129.76	115.30
2	B	4985	LEU	CA-CB-CG	6.28	129.75	115.30
2	E	4985	LEU	CA-CB-CG	6.28	129.74	115.30
2	G	4985	LEU	CA-CB-CG	6.28	129.74	115.30
2	G	1600	LEU	CA-CB-CG	6.28	129.74	115.30
2	I	4985	LEU	CA-CB-CG	6.27	129.73	115.30
2	G	977	LEU	CA-CB-CG	5.57	128.11	115.30
2	E	977	LEU	CA-CB-CG	5.56	128.08	115.30
2	B	977	LEU	CA-CB-CG	5.55	128.08	115.30
2	I	977	LEU	CA-CB-CG	5.54	128.04	115.30
2	I	3663	LEU	CA-CB-CG	5.22	127.30	115.30
2	E	3663	LEU	CA-CB-CG	5.21	127.27	115.30
2	G	3663	LEU	CA-CB-CG	5.20	127.26	115.30
2	B	3663	LEU	CA-CB-CG	5.20	127.25	115.30
2	E	688	LEU	CA-CB-CG	5.08	126.99	115.30
2	I	2290	LEU	CA-CB-CG	5.08	126.98	115.30
2	G	688	LEU	CA-CB-CG	5.08	126.97	115.30
2	B	688	LEU	CA-CB-CG	5.07	126.97	115.30
2	B	2290	LEU	CA-CB-CG	5.07	126.96	115.30
2	I	688	LEU	CA-CB-CG	5.07	126.96	115.30
2	G	2290	LEU	CA-CB-CG	5.07	126.95	115.30
2	E	2290	LEU	CA-CB-CG	5.06	126.94	115.30
2	B	727	ALA	C-N-CA	-5.00	109.19	121.70

There are no chirality outliers.

All (66) planarity outliers are listed below:

Mol	Chain	Res	Type	Group
2	B	139	GLU	Peptide
2	B	1676	LEU	Peptide
2	B	1712	TYR	Peptide
2	B	1795	PRO	Peptide
2	B	1828	ASP	Peptide
2	B	2001	PRO	Peptide
2	B	2291	GLN	Peptide
2	B	2343	GLY	Peptide

*Continued on next page...*

*Continued from previous page...*

Mol	Chain	Res	Type	Group
2	B	2472	LEU	Peptide
2	B	2807	TRP	Peptide
2	B	312	THR	Peptide
2	B	4031	LEU	Peptide
2	B	4641	PRO	Peptide
2	B	4666	VAL	Peptide
2	B	4807	PHE	Peptide
2	B	694	PRO	Peptide
2	B	808	TYR	Peptide
2	E	139	GLU	Peptide
2	E	1676	LEU	Peptide
2	E	1712	TYR	Peptide
2	E	1795	PRO	Peptide
2	E	1828	ASP	Peptide
2	E	2001	PRO	Peptide
2	E	2291	GLN	Peptide
2	E	2343	GLY	Peptide
2	E	2472	LEU	Peptide
2	E	2807	TRP	Peptide
2	E	312	THR	Peptide
2	E	4031	LEU	Peptide
2	E	4641	PRO	Peptide
2	E	4666	VAL	Peptide
2	E	4807	PHE	Peptide
2	E	694	PRO	Peptide
2	E	808	TYR	Peptide
2	G	139	GLU	Peptide
2	G	1676	LEU	Peptide
2	G	1712	TYR	Peptide
2	G	1795	PRO	Peptide
2	G	1828	ASP	Peptide
2	G	2001	PRO	Peptide
2	G	2291	GLN	Peptide
2	G	2343	GLY	Peptide
2	G	2472	LEU	Peptide
2	G	2807	TRP	Peptide
2	G	312	THR	Peptide
2	G	4031	LEU	Peptide
2	G	4666	VAL	Peptide
2	G	4807	PHE	Peptide
2	G	694	PRO	Peptide
2	G	808	TYR	Peptide

*Continued on next page...*

*Continued from previous page...*

Mol	Chain	Res	Type	Group
2	I	139	GLU	Peptide
2	I	1676	LEU	Peptide
2	I	1712	TYR	Peptide
2	I	1795	PRO	Peptide
2	I	1828	ASP	Peptide
2	I	2001	PRO	Peptide
2	I	2291	GLN	Peptide
2	I	2343	GLY	Peptide
2	I	2472	LEU	Peptide
2	I	2807	TRP	Peptide
2	I	312	THR	Peptide
2	I	4031	LEU	Peptide
2	I	4666	VAL	Peptide
2	I	4807	PHE	Peptide
2	I	694	PRO	Peptide
2	I	808	TYR	Peptide

## 5.2 Too-close contacts

In the following table, the Non-H and H(model) columns list the number of non-hydrogen atoms and hydrogen atoms in the chain respectively. The H(added) column lists the number of hydrogen atoms added and optimized by MolProbity. The Clashes column lists the number of clashes within the asymmetric unit, whereas Symm-Clashes lists symmetry related clashes.

Mol	Chain	Non-H	H(model)	H(added)	Clashes	Symm-Clashes
1	A	818	0	824	8	0
1	F	818	0	824	8	0
1	H	818	0	824	8	0
1	J	818	0	824	5	0
2	B	29499	0	24751	284	0
2	E	29499	0	24751	290	0
2	G	29499	0	24751	288	0
2	I	29499	0	24751	286	0
3	B	1	0	0	0	0
3	E	1	0	0	0	0
3	G	1	0	0	0	0
3	I	1	0	0	0	0
All	All	121272	0	102300	1147	0

The all-atom clashscore is defined as the number of clashes found per 1000 atoms (including hydrogen atoms). The all-atom clashscore for this structure is 5.

All (1147) close contacts within the same asymmetric unit are listed below, sorted by their clash

magnitude.

Atom-1	Atom-2	Interatomic distance (Å)	Clash overlap (Å)
2:E:4190:ILE:CD1	2:E:5026:ASP:OD2	1.77	1.33
2:I:4190:ILE:CD1	2:I:5026:ASP:OD2	1.76	1.33
2:G:4190:ILE:CD1	2:G:5026:ASP:OD2	1.77	1.32
2:B:4190:ILE:CD1	2:B:5026:ASP:OD2	1.76	1.31
2:B:4190:ILE:HD11	2:B:5026:ASP:OD2	1.31	1.26
2:E:4190:ILE:HD11	2:E:5026:ASP:OD2	1.31	1.19
2:G:4190:ILE:HD11	2:G:5026:ASP:OD2	1.31	1.13
2:I:4190:ILE:HD11	2:I:5026:ASP:OD2	1.31	1.11
2:G:5028:PHE:HE1	2:G:5032:TYR:CE2	1.78	1.02
2:I:5028:PHE:HE1	2:I:5032:TYR:CE2	1.78	1.01
2:B:5028:PHE:HE1	2:B:5032:TYR:CE2	1.78	1.01
2:E:5028:PHE:HE1	2:E:5032:TYR:CE2	1.78	1.00
2:I:4968:PHE:CZ	2:I:4978:HIS:ND1	2.31	0.99
2:G:4968:PHE:CZ	2:G:4978:HIS:ND1	2.30	0.99
2:B:4968:PHE:CZ	2:B:4978:HIS:ND1	2.30	0.98
2:E:4968:PHE:CZ	2:E:4978:HIS:ND1	2.30	0.98
2:I:4190:ILE:HD11	2:I:5026:ASP:CG	1.92	0.90
2:B:4190:ILE:HD11	2:B:5026:ASP:CG	1.92	0.90
2:E:4190:ILE:HD11	2:E:5026:ASP:CG	1.92	0.89
2:G:4190:ILE:HD11	2:G:5026:ASP:CG	1.92	0.89
2:G:4968:PHE:CZ	2:G:4978:HIS:CE1	2.61	0.89
2:B:5028:PHE:CE1	2:B:5032:TYR:CD2	2.61	0.89
2:B:4968:PHE:CZ	2:B:4978:HIS:CE1	2.61	0.88
2:E:5028:PHE:CE1	2:E:5032:TYR:CD2	2.61	0.88
2:G:5028:PHE:CE1	2:G:5032:TYR:CD2	2.61	0.88
2:I:5028:PHE:CE1	2:I:5032:TYR:CD2	2.61	0.88
2:I:4968:PHE:CZ	2:I:4978:HIS:CE1	2.61	0.87
2:E:4968:PHE:CZ	2:E:4978:HIS:CE1	2.61	0.87
2:I:5028:PHE:CE1	2:I:5032:TYR:CE2	2.66	0.83
2:E:4960:ILE:HD11	2:E:4985:LEU:HD23	1.60	0.83
2:B:5028:PHE:CE1	2:B:5032:TYR:CE2	2.66	0.82
2:G:4960:ILE:HD11	2:G:4985:LEU:HD23	1.61	0.82
2:B:4190:ILE:CD1	2:B:5026:ASP:CG	2.49	0.81
2:E:4190:ILE:CD1	2:E:5026:ASP:CG	2.49	0.81
2:E:5028:PHE:CE1	2:E:5032:TYR:CE2	2.66	0.81
2:B:4968:PHE:HZ	2:B:4978:HIS:CE1	1.99	0.81
2:B:4960:ILE:HD11	2:B:4985:LEU:HD23	1.60	0.80
2:I:4190:ILE:HD13	2:I:5026:ASP:OD2	1.81	0.80
2:I:4960:ILE:HD11	2:I:4985:LEU:HD23	1.61	0.80
2:E:4190:ILE:HD13	2:E:5026:ASP:OD2	1.81	0.80
2:G:5028:PHE:CE1	2:G:5032:TYR:CE2	2.66	0.79

*Continued on next page...*

*Continued from previous page...*

Atom-1	Atom-2	Interatomic distance (Å)	Clash overlap (Å)
2:G:4190:ILE:CD1	2:G:5026:ASP:CG	2.49	0.79
2:I:4190:ILE:CD1	2:I:5026:ASP:CG	2.49	0.79
2:B:5028:PHE:HE1	2:B:5032:TYR:CD2	2.01	0.78
2:G:5028:PHE:HE1	2:G:5032:TYR:CD2	2.01	0.78
2:I:4968:PHE:HZ	2:I:4978:HIS:CE1	1.99	0.78
2:I:5028:PHE:HE1	2:I:5032:TYR:CD2	2.01	0.78
2:G:4968:PHE:HZ	2:G:4978:HIS:CE1	1.99	0.78
2:E:4968:PHE:HZ	2:E:4978:HIS:CE1	1.99	0.77
2:E:5028:PHE:HE1	2:E:5032:TYR:CD2	2.01	0.76
2:G:5028:PHE:HE1	2:G:5032:TYR:HE2	1.33	0.76
2:I:4960:ILE:N	2:I:4960:ILE:HD13	2.01	0.75
2:B:5028:PHE:HE1	2:B:5032:TYR:HE2	1.33	0.75
2:B:4190:ILE:HD13	2:B:5026:ASP:OD2	1.81	0.75
2:G:4190:ILE:HD13	2:G:5026:ASP:OD2	1.81	0.74
2:I:5028:PHE:HE1	2:I:5032:TYR:HE2	1.33	0.74
2:B:4960:ILE:HD13	2:B:4960:ILE:N	2.01	0.74
2:G:4960:ILE:N	2:G:4960:ILE:HD13	2.01	0.74
2:E:4960:ILE:HD13	2:E:4960:ILE:N	2.01	0.73
2:E:5028:PHE:HE1	2:E:5032:TYR:HE2	1.33	0.72
2:I:4960:ILE:HG23	2:I:4988:TYR:HE2	1.56	0.71
2:G:4960:ILE:HG23	2:G:4988:TYR:HE2	1.56	0.70
2:I:4968:PHE:CE2	2:I:4978:HIS:ND1	2.60	0.70
2:G:4968:PHE:CE2	2:G:4978:HIS:ND1	2.59	0.70
2:B:4960:ILE:HG23	2:B:4988:TYR:HE2	1.56	0.70
2:E:4968:PHE:CE2	2:E:4978:HIS:ND1	2.59	0.69
2:E:379:HIS:HD2	2:E:382:GLY:H	1.41	0.69
2:E:4960:ILE:HG23	2:E:4988:TYR:HE2	1.56	0.69
2:I:2291:GLN:HB3	2:I:2294:ASP:H	1.57	0.69
2:B:4968:PHE:CE2	2:B:4978:HIS:ND1	2.59	0.69
2:B:379:HIS:HD2	2:B:382:GLY:H	1.41	0.68
2:E:2291:GLN:HB3	2:E:2294:ASP:H	1.57	0.68
2:G:2291:GLN:HB3	2:G:2294:ASP:H	1.57	0.68
2:I:379:HIS:HD2	2:I:382:GLY:H	1.41	0.68
2:B:2291:GLN:HB3	2:B:2294:ASP:H	1.57	0.68
2:G:379:HIS:HD2	2:G:382:GLY:H	1.41	0.67
2:B:4933:GLN:NE2	2:I:4933:GLN:OE1	2.29	0.65
2:B:173:SER:HB3	2:B:178:ARG:H	1.62	0.65
2:E:1721:GLU:OE2	2:E:1725:ARG:NH2	2.30	0.65
2:E:4673:ARG:HH22	2:E:4698:LYS:HB2	1.62	0.65
2:G:1721:GLU:OE2	2:G:1725:ARG:NH2	2.30	0.65
2:G:5028:PHE:CE1	2:G:5032:TYR:HD2	2.13	0.65

*Continued on next page...*



*Continued from previous page...*

Atom-1	Atom-2	Interatomic distance (Å)	Clash overlap (Å)
2:I:1721:GLU:OE2	2:I:1725:ARG:NH2	2.30	0.64
2:I:5028:PHE:CE1	2:I:5032:TYR:HD2	2.13	0.64
2:G:173:SER:HB3	2:G:178:ARG:H	1.62	0.64
2:G:4673:ARG:HH22	2:G:4698:LYS:HB2	1.62	0.64
2:I:4673:ARG:HH22	2:I:4698:LYS:HB2	1.62	0.64
2:E:1743:ARG:O	2:E:1964:ARG:NH2	2.31	0.64
2:E:5028:PHE:CE1	2:E:5032:TYR:HD2	2.13	0.64
2:I:173:SER:HB3	2:I:178:ARG:H	1.62	0.64
2:G:1743:ARG:O	2:G:1964:ARG:NH2	2.31	0.63
2:E:173:SER:HB3	2:E:178:ARG:H	1.62	0.63
2:B:646:PRO:HD2	2:B:779:PRO:HB2	1.80	0.63
2:I:1743:ARG:O	2:I:1964:ARG:NH2	2.31	0.63
2:B:1743:ARG:O	2:B:1964:ARG:NH2	2.31	0.63
2:B:4673:ARG:HH22	2:B:4698:LYS:HB2	1.62	0.63
2:B:5028:PHE:CE1	2:B:5032:TYR:HD2	2.13	0.63
2:I:4191:GLU:OE1	2:I:5006:GLN:NE2	2.32	0.63
2:G:4191:GLU:OE1	2:G:5006:GLN:NE2	2.32	0.62
2:G:646:PRO:HD2	2:G:779:PRO:HB2	1.80	0.62
2:B:4191:GLU:OE1	2:B:5006:GLN:NE2	2.32	0.62
2:G:1260:MET:HB2	2:G:1269:CYS:H	1.65	0.62
2:E:683:ARG:HB2	2:E:782:SER:HB3	1.82	0.62
2:E:1260:MET:HB2	2:E:1269:CYS:H	1.65	0.62
2:E:4191:GLU:OE1	2:E:5006:GLN:NE2	2.32	0.62
2:E:646:PRO:HD2	2:E:779:PRO:HB2	1.80	0.62
2:B:1260:MET:HB2	2:B:1269:CYS:H	1.65	0.61
2:B:683:ARG:HB2	2:B:782:SER:HB3	1.82	0.61
2:G:683:ARG:HB2	2:G:782:SER:HB3	1.82	0.61
2:I:1260:MET:HB2	2:I:1269:CYS:H	1.65	0.61
2:B:1721:GLU:OE2	2:B:1725:ARG:NH2	2.30	0.61
2:B:745:SER:HB2	2:B:758:ARG:HB3	1.82	0.61
2:I:646:PRO:HD2	2:I:779:PRO:HB2	1.80	0.61
2:I:745:SER:HB2	2:I:758:ARG:HB3	1.82	0.61
2:E:745:SER:HB2	2:E:758:ARG:HB3	1.83	0.61
2:B:4860:ARG:HD2	2:E:4582:VAL:HG11	1.83	0.61
2:G:745:SER:HB2	2:G:758:ARG:HB3	1.83	0.61
2:B:2347:GLU:O	2:B:2351:ASN:N	2.34	0.61
2:E:2347:GLU:O	2:E:2351:ASN:N	2.34	0.61
2:I:683:ARG:HB2	2:I:782:SER:HB3	1.82	0.60
2:E:4860:ARG:HD2	2:G:4582:VAL:HG11	1.83	0.60
2:E:3937:TYR:O	2:E:4002:LYS:NZ	2.35	0.60
2:G:2347:GLU:O	2:G:2351:ASN:N	2.34	0.60

*Continued on next page...*

*Continued from previous page...*

Atom-1	Atom-2	Interatomic distance (Å)	Clash overlap (Å)
2:B:3675:ASP:OD1	2:B:3769:ARG:NH2	2.35	0.60
2:I:2347:GLU:O	2:I:2351:ASN:N	2.34	0.60
2:I:3937:TYR:O	2:I:4002:LYS:NZ	2.35	0.60
2:E:3675:ASP:OD1	2:E:3769:ARG:NH2	2.35	0.59
2:G:3937:TYR:O	2:G:4002:LYS:NZ	2.35	0.59
2:G:626:LEU:HG	2:G:628:GLY:H	1.66	0.59
2:B:2346:VAL:HG22	2:B:2348:GLU:H	1.67	0.59
2:E:626:LEU:HG	2:E:628:GLY:H	1.66	0.59
2:G:2346:VAL:HG22	2:G:2348:GLU:H	1.67	0.59
2:I:626:LEU:HG	2:I:628:GLY:H	1.66	0.59
2:B:3937:TYR:O	2:B:4002:LYS:NZ	2.35	0.59
2:E:2346:VAL:HG22	2:E:2348:GLU:H	1.67	0.59
2:G:3675:ASP:OD1	2:G:3769:ARG:NH2	2.35	0.59
2:G:111:HIS:HD2	2:G:114:SER:H	1.51	0.59
2:E:111:HIS:HD2	2:E:114:SER:H	1.51	0.59
2:E:641:VAL:HG21	2:E:705:ASN:HA	1.84	0.59
2:B:111:HIS:HD2	2:B:114:SER:H	1.51	0.59
2:B:2291:GLN:HB2	2:B:2295:LEU:HG	1.85	0.59
2:E:2291:GLN:HB2	2:E:2295:LEU:HG	1.85	0.59
2:G:2291:GLN:HB2	2:G:2295:LEU:HG	1.85	0.59
2:I:111:HIS:HD2	2:I:114:SER:H	1.51	0.59
2:I:2291:GLN:HB2	2:I:2295:LEU:HG	1.85	0.59
2:I:4944:ARG:NH2	2:G:4945:ASP:OD2	2.36	0.59
2:B:626:LEU:HG	2:B:628:GLY:H	1.66	0.58
2:G:1691:GLN:HE22	2:G:1802:ILE:HG12	1.68	0.58
2:E:2770:LYS:HB3	2:E:2775:TRP:HB2	1.85	0.58
2:G:2770:LYS:HB3	2:G:2775:TRP:HB2	1.85	0.58
2:B:2770:LYS:HB3	2:B:2775:TRP:HB2	1.85	0.58
2:B:641:VAL:HG21	2:B:705:ASN:HA	1.84	0.58
2:I:641:VAL:HG21	2:I:705:ASN:HA	1.84	0.58
2:I:2770:LYS:HB3	2:I:2775:TRP:HB2	1.85	0.58
2:B:1691:GLN:HE22	2:B:1802:ILE:HG12	1.68	0.58
1:F:42:ARG:HG2	2:E:1691:GLN:HG2	1.85	0.58
2:B:1519:UNK:HA	2:B:1526:UNK:HA	1.86	0.58
2:E:1519:UNK:HA	2:E:1526:UNK:HA	1.86	0.58
2:G:614:VAL:HG22	2:G:616:SER:H	1.69	0.58
2:G:641:VAL:HG21	2:G:705:ASN:HA	1.84	0.58
2:I:1691:GLN:HE22	2:I:1802:ILE:HG12	1.68	0.58
2:I:315:CYS:SG	2:I:316:PHE:N	2.77	0.58
2:I:1079:LYS:NZ	2:I:1107:PRO:O	2.37	0.58
2:E:315:CYS:SG	2:E:316:PHE:N	2.77	0.57

*Continued on next page...*

*Continued from previous page...*

Atom-1	Atom-2	Interatomic distance (Å)	Clash overlap (Å)
2:G:1519:UNK:HA	2:G:1526:UNK:HA	1.85	0.57
2:G:210:GLU:HG3	2:G:337:PRO:HG3	1.86	0.57
2:I:2346:VAL:HG22	2:I:2348:GLU:H	1.67	0.57
2:I:3675:ASP:OD1	2:I:3769:ARG:NH2	2.35	0.57
2:I:4582:VAL:HG11	2:G:4860:ARG:HD2	1.85	0.57
2:I:614:VAL:HG22	2:I:616:SER:H	1.69	0.57
2:B:315:CYS:SG	2:B:316:PHE:N	2.77	0.57
2:E:1079:LYS:NZ	2:E:1107:PRO:O	2.37	0.57
2:G:315:CYS:SG	2:G:316:PHE:N	2.77	0.57
2:E:4933:GLN:OE1	2:G:4933:GLN:NE2	2.36	0.57
2:E:4232:GLU:OE1	2:E:5019:TRP:NE1	2.38	0.57
1:F:74:LEU:HB2	1:F:99:PHE:HB2	1.86	0.57
2:I:1519:UNK:HA	2:I:1526:UNK:HA	1.86	0.57
2:E:132:ALA:HA	2:E:194:SER:HB2	1.87	0.57
2:E:614:VAL:HG22	2:E:616:SER:H	1.69	0.57
1:A:74:LEU:HB2	1:A:99:PHE:HB2	1.86	0.57
2:B:1079:LYS:NZ	2:B:1107:PRO:O	2.37	0.57
2:E:1691:GLN:HE22	2:E:1802:ILE:HG12	1.68	0.57
2:E:210:GLU:HG3	2:E:337:PRO:HG3	1.86	0.57
2:G:1079:LYS:NZ	2:G:1107:PRO:O	2.37	0.57
2:G:4232:GLU:OE1	2:G:5019:TRP:NE1	2.38	0.57
2:G:4960:ILE:HG23	2:G:4988:TYR:CE2	2.40	0.57
2:G:497:TYR:HB3	2:G:500:ALA:HB2	1.87	0.57
2:E:497:TYR:HB3	2:E:500:ALA:HB2	1.87	0.57
2:I:132:ALA:HA	2:I:194:SER:HB2	1.87	0.57
2:B:2748:PRO:HD2	2:B:2751:LEU:HD12	1.86	0.56
2:B:132:ALA:HA	2:B:194:SER:HB2	1.87	0.56
2:B:497:TYR:HB3	2:B:500:ALA:HB2	1.87	0.56
2:B:1700:ASP:OD2	2:B:1708:ARG:NH2	2.38	0.56
2:B:4232:GLU:OE1	2:B:5019:TRP:NE1	2.38	0.56
2:I:4960:ILE:HG23	2:I:4988:TYR:CE2	2.40	0.56
2:B:4904:PRO:HB3	2:B:4913:ARG:HD3	1.87	0.56
2:B:614:VAL:HG22	2:B:616:SER:H	1.69	0.56
2:E:470:SER:O	2:E:474:ARG:NE	2.37	0.56
2:E:2748:PRO:HD2	2:E:2751:LEU:HD12	1.86	0.56
2:E:4904:PRO:HB3	2:E:4913:ARG:HD3	1.87	0.56
2:I:4232:GLU:OE1	2:I:5019:TRP:NE1	2.38	0.56
2:B:210:GLU:HG3	2:B:337:PRO:HG3	1.86	0.56
2:I:210:GLU:HG3	2:I:337:PRO:HG3	1.86	0.56
2:I:497:TYR:HB3	2:I:500:ALA:HB2	1.87	0.56
2:I:1103:GLY:HA3	2:I:1123:VAL:HA	1.88	0.56

*Continued on next page...*

*Continued from previous page...*

Atom-1	Atom-2	Interatomic distance (Å)	Clash overlap (Å)
2:G:1700:ASP:OD2	2:G:1708:ARG:NH2	2.38	0.56
2:G:132:ALA:HA	2:G:194:SER:HB2	1.87	0.56
2:B:609:CYS:SG	2:B:610:ASN:N	2.79	0.56
2:E:2326:CYS:SG	2:E:2327:GLY:N	2.79	0.56
2:G:609:CYS:SG	2:G:610:ASN:N	2.79	0.56
2:I:1700:ASP:OD2	2:I:1708:ARG:NH2	2.38	0.56
2:I:2748:PRO:HD2	2:I:2751:LEU:HD12	1.87	0.56
2:B:1103:GLY:HA3	2:B:1123:VAL:HA	1.88	0.55
2:G:2326:CYS:SG	2:G:2327:GLY:N	2.79	0.55
1:H:74:LEU:HB2	1:H:99:PHE:HB2	1.86	0.55
2:B:2326:CYS:SG	2:B:2327:GLY:N	2.79	0.55
2:E:1700:ASP:OD2	2:E:1708:ARG:NH2	2.38	0.55
2:E:972:LEU:O	2:E:1044:ARG:NH2	2.40	0.55
2:E:609:CYS:SG	2:E:610:ASN:N	2.79	0.55
2:E:4960:ILE:HG23	2:E:4988:TYR:CE2	2.40	0.55
2:G:1103:GLY:HA3	2:G:1123:VAL:HA	1.88	0.55
2:G:2748:PRO:HD2	2:G:2751:LEU:HD12	1.86	0.55
2:I:2326:CYS:SG	2:I:2327:GLY:N	2.79	0.55
1:J:74:LEU:HB2	1:J:99:PHE:HB2	1.86	0.55
2:E:887:ILE:HG21	2:E:959:TYR:HA	1.89	0.55
2:G:887:ILE:HG21	2:G:959:TYR:HA	1.89	0.55
2:I:4904:PRO:HB3	2:I:4913:ARG:HD3	1.87	0.55
2:B:887:ILE:HG21	2:B:959:TYR:HA	1.89	0.55
2:I:3946:GLN:OE1	2:I:3950:ASN:ND2	2.40	0.55
2:B:3946:GLN:OE1	2:B:3950:ASN:ND2	2.40	0.55
2:E:2337:PHE:HA	2:E:2340:PHE:HB2	1.89	0.55
2:G:4904:PRO:HB3	2:G:4913:ARG:HD3	1.87	0.55
2:I:609:CYS:SG	2:I:610:ASN:N	2.79	0.55
2:I:887:ILE:HG21	2:I:959:TYR:HA	1.89	0.55
2:E:1103:GLY:HA3	2:E:1123:VAL:HA	1.88	0.55
2:E:3946:GLN:OE1	2:E:3950:ASN:ND2	2.40	0.55
2:G:972:LEU:O	2:G:1044:ARG:NH2	2.39	0.55
2:G:3946:GLN:OE1	2:G:3950:ASN:ND2	2.40	0.55
2:G:470:SER:O	2:G:474:ARG:NE	2.37	0.55
2:B:4933:GLN:OE1	2:E:4933:GLN:NE2	2.39	0.55
2:E:3817:LEU:HD13	2:E:3899:PHE:HD1	1.72	0.55
2:I:4933:GLN:NE2	2:G:4933:GLN:OE1	2.40	0.55
2:B:19:GLU:HB2	2:B:206:CYS:HB3	1.89	0.54
2:B:4960:ILE:HG23	2:B:4988:TYR:CE2	2.40	0.54
2:I:2452:ARG:NH1	2:G:174:VAL:O	2.40	0.54
2:B:972:LEU:O	2:B:1044:ARG:NH2	2.39	0.54

*Continued on next page...*

*Continued from previous page...*

Atom-1	Atom-2	Interatomic distance (Å)	Clash overlap (Å)
2:G:2337:PHE:HA	2:G:2340:PHE:HB2	1.89	0.54
2:I:972:LEU:O	2:I:1044:ARG:NH2	2.39	0.54
2:B:606:LEU:O	2:B:617:ASN:ND2	2.41	0.54
2:I:214:VAL:HG12	2:I:274:LEU:HD12	1.89	0.54
2:B:2337:PHE:HA	2:B:2340:PHE:HB2	1.89	0.54
2:E:214:VAL:HG12	2:E:274:LEU:HD12	1.89	0.54
2:I:1152:MET:HB2	2:I:1161:ILE:HB	1.90	0.54
2:I:19:GLU:HB2	2:I:206:CYS:HB3	1.89	0.54
2:G:4567:LEU:HD12	2:G:4816:ILE:HD12	1.90	0.54
2:E:520:ASN:ND2	2:E:555:GLU:OE2	2.41	0.54
2:G:2199:ARG:NH2	2:G:2246:ASN:OD1	2.41	0.54
2:G:3817:LEU:HD13	2:G:3899:PHE:HD1	1.72	0.54
2:B:520:ASN:ND2	2:B:555:GLU:OE2	2.41	0.54
2:E:4567:LEU:HD12	2:E:4816:ILE:HD12	1.90	0.54
2:E:4860:ARG:HG3	2:E:4876:CYS:HB3	1.90	0.54
2:G:520:ASN:ND2	2:G:555:GLU:OE2	2.41	0.54
1:H:42:ARG:HG2	2:G:1691:GLN:HG2	1.89	0.54
2:I:3817:LEU:HD13	2:I:3899:PHE:HD1	1.72	0.54
1:A:42:ARG:HG2	2:B:1691:GLN:HG2	1.90	0.54
2:B:331:VAL:HG12	2:B:333:GLY:H	1.73	0.54
2:G:989:ALA:O	2:G:1035:ASN:ND2	2.40	0.54
2:G:606:LEU:O	2:G:617:ASN:ND2	2.41	0.54
2:I:2199:ARG:NH2	2:I:2246:ASN:OD1	2.41	0.54
2:I:34:LYS:H	2:I:53:SER:HG	1.54	0.54
2:B:4888:TYR:HA	2:I:4918:ILE:HD11	1.90	0.54
2:B:470:SER:O	2:B:474:ARG:NE	2.37	0.54
2:G:1152:MET:HB2	2:G:1161:ILE:HB	1.90	0.54
2:I:989:ALA:O	2:I:1035:ASN:ND2	2.41	0.54
2:B:1152:MET:HB2	2:B:1161:ILE:HB	1.90	0.54
2:B:2199:ARG:NH2	2:B:2246:ASN:OD1	2.41	0.54
2:B:214:VAL:HG12	2:B:274:LEU:HD12	1.89	0.54
2:B:3817:LEU:HD13	2:B:3899:PHE:HD1	1.72	0.54
2:E:670:GLU:HG3	2:E:787:VAL:HG13	1.90	0.54
2:I:2739:PRO:HB3	2:I:2884:ASN:HB3	1.90	0.54
2:I:4860:ARG:HG3	2:I:4876:CYS:HB3	1.90	0.54
2:I:572:PRO:HA	2:I:575:LEU:HD13	1.90	0.54
2:B:2739:PRO:HB3	2:B:2884:ASN:HB3	1.90	0.53
2:E:1152:MET:HB2	2:E:1161:ILE:HB	1.90	0.53
2:E:2739:PRO:HB3	2:E:2884:ASN:HB3	1.90	0.53
2:E:331:VAL:HG12	2:E:333:GLY:H	1.73	0.53
2:I:1109:LEU:HA	2:I:1120:LEU:HD21	1.90	0.53

*Continued on next page...*

*Continued from previous page...*

Atom-1	Atom-2	Interatomic distance (Å)	Clash overlap (Å)
2:I:606:LEU:O	2:I:617:ASN:ND2	2.41	0.53
2:B:4190:ILE:HD13	2:B:5026:ASP:CG	2.26	0.53
2:B:572:PRO:HA	2:B:575:LEU:HD13	1.90	0.53
2:E:1109:LEU:HA	2:E:1120:LEU:HD21	1.90	0.53
2:E:2868:SER:O	2:E:2872:GLN:N	2.41	0.53
2:I:4152:GLU:OE1	2:I:4192:ARG:NH2	2.42	0.53
2:I:2337:PHE:HA	2:I:2340:PHE:HB2	1.89	0.53
2:I:2803:GLU:OE2	2:I:2806:ARG:NH1	2.42	0.53
2:I:520:ASN:ND2	2:I:555:GLU:OE2	2.41	0.53
2:E:606:LEU:O	2:E:617:ASN:ND2	2.41	0.53
2:B:4152:GLU:OE1	2:B:4192:ARG:NH2	2.42	0.53
2:B:978:THR:HB	2:B:980:ALA:H	1.73	0.53
2:E:2199:ARG:NH2	2:E:2246:ASN:OD1	2.41	0.53
2:E:2755:ILE:HD13	2:E:2810:LYS:HG2	1.91	0.53
2:G:214:VAL:HG12	2:G:274:LEU:HD12	1.89	0.53
2:B:670:GLU:HG3	2:B:787:VAL:HG13	1.91	0.53
2:E:4232:GLU:OE2	2:E:5017:ARG:NH1	2.42	0.53
2:G:1109:LEU:HA	2:G:1120:LEU:HD21	1.90	0.53
2:G:331:VAL:HG12	2:G:333:GLY:H	1.73	0.53
2:I:4567:LEU:HD12	2:I:4816:ILE:HD12	1.90	0.53
2:B:2803:GLU:OE2	2:B:2806:ARG:NH1	2.42	0.53
2:E:978:THR:HB	2:E:980:ALA:H	1.73	0.53
2:G:1698:LEU:N	2:G:1712:TYR:OH	2.42	0.53
2:G:2803:GLU:OE2	2:G:2806:ARG:NH1	2.42	0.53
2:G:4860:ARG:HG3	2:G:4876:CYS:HB3	1.90	0.53
2:I:2755:ILE:HD13	2:I:2810:LYS:HG2	1.91	0.53
2:I:331:VAL:HG12	2:I:333:GLY:H	1.73	0.53
2:I:3805:LEU:HA	2:I:3809:ASN:HD22	1.74	0.53
2:E:19:GLU:HB2	2:E:206:CYS:HB3	1.89	0.53
2:B:4860:ARG:HG3	2:B:4876:CYS:HB3	1.90	0.53
2:E:989:ALA:O	2:E:1035:ASN:ND2	2.40	0.53
2:G:2755:ILE:HD13	2:G:2810:LYS:HG2	1.91	0.53
2:G:2739:PRO:HB3	2:G:2884:ASN:HB3	1.90	0.53
2:B:2755:ILE:HD13	2:B:2810:LYS:HG2	1.91	0.53
2:B:3805:LEU:HA	2:B:3809:ASN:HD22	1.74	0.53
2:B:989:ALA:O	2:B:1035:ASN:ND2	2.40	0.52
2:B:1109:LEU:HA	2:B:1120:LEU:HD21	1.90	0.52
2:B:463:GLU:OE2	2:B:467:LYS:NZ	2.40	0.52
2:B:4666:VAL:HG23	2:B:4669:VAL:HB	1.91	0.52
2:B:4567:LEU:HD12	2:B:4816:ILE:HD12	1.90	0.52
2:E:1698:LEU:N	2:E:1712:TYR:OH	2.42	0.52

*Continued on next page...*



*Continued from previous page...*

Atom-1	Atom-2	Interatomic distance (Å)	Clash overlap (Å)
2:E:2803:GLU:OE2	2:E:2806:ARG:NH1	2.42	0.52
2:E:4152:GLU:OE1	2:E:4192:ARG:NH2	2.42	0.52
2:G:23:GLN:OE1	2:G:203:ASN:ND2	2.41	0.52
2:G:4190:ILE:HD13	2:G:5026:ASP:CG	2.26	0.52
2:I:4232:GLU:OE2	2:I:5017:ARG:NH1	2.42	0.52
2:E:23:GLN:OE1	2:E:203:ASN:ND2	2.41	0.52
2:E:463:GLU:OE2	2:E:467:LYS:NZ	2.41	0.52
2:E:4666:VAL:HG23	2:E:4669:VAL:HB	1.91	0.52
2:G:4152:GLU:OE1	2:G:4192:ARG:NH2	2.42	0.52
2:B:1698:LEU:N	2:B:1712:TYR:OH	2.42	0.52
2:B:1812:LEU:HD21	2:B:1861:GLN:HG2	1.91	0.52
2:E:572:PRO:HA	2:E:575:LEU:HD13	1.90	0.52
2:E:952:LYS:HB3	2:E:968:ALA:HB1	1.92	0.52
2:G:19:GLU:HB2	2:G:206:CYS:HB3	1.89	0.52
2:I:670:GLU:HG3	2:I:787:VAL:HG13	1.91	0.52
2:I:683:ARG:NH1	2:I:707:VAL:O	2.40	0.52
2:G:952:LYS:HB3	2:G:968:ALA:HB1	1.92	0.52
2:B:23:GLN:OE1	2:B:203:ASN:ND2	2.41	0.52
2:B:4582:VAL:HG11	2:I:4860:ARG:HD2	1.89	0.52
2:B:4945:ASP:OD2	2:E:4944:ARG:NH2	2.42	0.52
2:B:952:LYS:HB3	2:B:968:ALA:HB1	1.92	0.52
2:G:4232:GLU:OE2	2:G:5017:ARG:NH1	2.42	0.52
2:I:1698:LEU:N	2:I:1712:TYR:OH	2.42	0.52
2:I:978:THR:HB	2:I:980:ALA:H	1.73	0.52
2:B:4232:GLU:OE2	2:B:5017:ARG:NH1	2.42	0.52
2:B:864:PRO:HD2	2:B:867:LEU:HD12	1.92	0.52
2:G:3805:LEU:HA	2:G:3809:ASN:HD22	1.74	0.52
2:I:864:PRO:HD2	2:I:867:LEU:HD12	1.92	0.52
2:B:426:ARG:HB2	2:B:506:TYR:HA	1.92	0.52
2:E:4190:ILE:HD13	2:E:5026:ASP:CG	2.26	0.52
2:E:718:GLY:HA3	2:E:737:LEU:HA	1.92	0.52
2:E:256:ALA:HB1	2:E:286:THR:HG21	1.92	0.52
2:E:3805:LEU:HA	2:E:3809:ASN:HD22	1.74	0.52
2:I:241:GLN:O	2:I:289:ARG:NH1	2.40	0.52
2:B:886:ARG:HB3	2:B:891:TRP:HB2	1.92	0.51
2:G:1812:LEU:HD21	2:G:1861:GLN:HG2	1.91	0.51
2:G:256:ALA:HB1	2:G:286:THR:HG21	1.92	0.51
2:G:978:THR:HB	2:G:980:ALA:H	1.73	0.51
2:I:470:SER:O	2:I:474:ARG:NE	2.37	0.51
2:E:886:ARG:HB3	2:E:891:TRP:HB2	1.92	0.51
2:G:111:HIS:CD2	2:G:114:SER:H	2.28	0.51

*Continued on next page...*

*Continued from previous page...*

Atom-1	Atom-2	Interatomic distance (Å)	Clash overlap (Å)
2:G:572:PRO:HA	2:G:575:LEU:HD13	1.90	0.51
2:I:23:GLN:OE1	2:I:203:ASN:ND2	2.41	0.51
2:I:45:ARG:HG2	2:I:443:LEU:HD21	1.93	0.51
2:E:34:LYS:H	2:E:53:SER:HG	1.55	0.51
2:G:2342:ASN:N	2:G:2342:ASN:OD1	2.43	0.51
2:G:718:GLY:HA3	2:G:737:LEU:HA	1.93	0.51
2:I:1812:LEU:HD21	2:I:1861:GLN:HG2	1.91	0.51
2:G:4666:VAL:HG23	2:G:4669:VAL:HB	1.91	0.51
2:G:864:PRO:HD2	2:G:867:LEU:HD12	1.92	0.51
2:I:256:ALA:HB1	2:I:286:THR:HG21	1.92	0.51
2:B:110:ARG:HH21	2:B:115:ARG:HB3	1.75	0.51
2:E:393:CYS:SG	2:E:395:GLN:NE2	2.84	0.51
2:G:683:ARG:NH1	2:G:707:VAL:O	2.40	0.51
2:I:2342:ASN:OD1	2:I:2342:ASN:N	2.43	0.51
2:I:952:LYS:HB3	2:I:968:ALA:HB1	1.92	0.51
2:B:2342:ASN:N	2:B:2342:ASN:OD1	2.43	0.51
2:B:256:ALA:HB1	2:B:286:THR:HG21	1.92	0.51
2:B:2868:SER:O	2:B:2872:GLN:N	2.41	0.51
2:E:551:LEU:HD21	2:E:589:LEU:HD13	1.93	0.51
2:G:4236:SER:OG	2:G:4675:LYS:NZ	2.39	0.51
2:I:111:HIS:CD2	2:I:114:SER:H	2.28	0.51
2:I:426:ARG:HB2	2:I:506:TYR:HA	1.92	0.51
2:B:485:SER:O	2:B:489:ASN:N	2.42	0.51
2:B:718:GLY:HA3	2:B:737:LEU:HA	1.92	0.51
2:E:111:HIS:CD2	2:E:114:SER:H	2.28	0.51
2:E:221:ARG:NE	2:E:258:SER:OG	2.44	0.51
2:E:864:PRO:HD2	2:E:867:LEU:HD12	1.92	0.51
2:G:110:ARG:HH21	2:G:115:ARG:HB3	1.75	0.51
2:G:2104:ARG:HA	2:G:2107:GLN:HB3	1.93	0.51
2:G:426:ARG:HB2	2:G:506:TYR:HA	1.92	0.51
2:G:670:GLU:HG3	2:G:787:VAL:HG13	1.90	0.51
2:G:886:ARG:HB3	2:G:891:TRP:HB2	1.92	0.51
2:I:1796:ALA:HB1	2:I:1797:ARG:HH21	1.76	0.51
2:I:4190:ILE:HD13	2:I:5026:ASP:CG	2.26	0.51
2:G:393:CYS:SG	2:G:395:GLN:NE2	2.84	0.51
2:I:2104:ARG:HA	2:I:2107:GLN:HB3	1.93	0.51
2:I:637:LEU:HD23	2:I:1637:MET:HB3	1.93	0.51
2:B:34:LYS:H	2:B:53:SER:HG	1.55	0.51
2:E:1637:MET:SD	2:E:1708:ARG:NH1	2.84	0.51
2:E:1812:LEU:HD21	2:E:1861:GLN:HG2	1.91	0.51
2:G:1796:ALA:HB1	2:G:1797:ARG:HH21	1.76	0.51

*Continued on next page...*



*Continued from previous page...*

Atom-1	Atom-2	Interatomic distance (Å)	Clash overlap (Å)
2:G:309:THR:O	2:G:313:SER:OG	2.29	0.51
2:I:886:ARG:HB3	2:I:891:TRP:HB2	1.92	0.51
2:B:683:ARG:NH1	2:B:707:VAL:O	2.40	0.51
2:E:2104:ARG:HA	2:E:2107:GLN:HB3	1.93	0.51
2:G:2751:LEU:HD11	2:G:2823:ILE:HG21	1.93	0.51
2:I:393:CYS:SG	2:I:395:GLN:NE2	2.84	0.51
2:I:4666:VAL:HG23	2:I:4669:VAL:HB	1.91	0.51
2:I:718:GLY:HA3	2:I:737:LEU:HA	1.92	0.51
1:A:7:ILE:HB	1:A:71:ARG:HB3	1.93	0.50
2:B:1796:ALA:HB1	2:B:1797:ARG:HH21	1.76	0.50
2:B:2104:ARG:HA	2:B:2107:GLN:HB3	1.93	0.50
2:B:2751:LEU:HD11	2:B:2823:ILE:HG21	1.93	0.50
2:B:393:CYS:SG	2:B:395:GLN:NE2	2.84	0.50
2:E:2751:LEU:HD11	2:E:2823:ILE:HG21	1.93	0.50
2:G:1637:MET:SD	2:G:1708:ARG:NH1	2.84	0.50
1:H:7:ILE:HB	1:H:71:ARG:HB3	1.93	0.50
2:I:110:ARG:HH21	2:I:115:ARG:HB3	1.75	0.50
2:B:4236:SER:OG	2:B:4675:LYS:NZ	2.39	0.50
2:E:110:ARG:HH21	2:E:115:ARG:HB3	1.75	0.50
2:E:1796:ALA:HB1	2:E:1797:ARG:HH21	1.76	0.50
2:E:309:THR:O	2:E:313:SER:OG	2.29	0.50
2:G:3758:MET:HG3	2:G:3762:ARG:HD2	1.94	0.50
2:I:1637:MET:SD	2:I:1708:ARG:NH1	2.84	0.50
2:I:3758:MET:HG3	2:I:3762:ARG:HD2	1.94	0.50
2:I:395:GLN:HG3	2:I:397:GLU:H	1.77	0.50
2:E:4960:ILE:CG2	2:E:4988:TYR:CE2	2.95	0.50
2:G:34:LYS:H	2:G:53:SER:HG	1.55	0.50
2:G:2131:LEU:HD23	2:G:3662:ILE:HB	1.94	0.50
2:I:2868:SER:O	2:I:2872:GLN:N	2.41	0.50
2:B:4960:ILE:CG2	2:B:4988:TYR:CE2	2.95	0.50
2:E:395:GLN:HG3	2:E:397:GLU:H	1.77	0.50
2:E:426:ARG:HB2	2:E:506:TYR:HA	1.92	0.50
2:G:472:ARG:NH2	2:G:3712:GLU:OE2	2.40	0.50
2:B:1637:MET:SD	2:B:1708:ARG:NH1	2.84	0.50
2:G:45:ARG:HG2	2:G:443:LEU:HD21	1.93	0.50
2:G:488:LEU:HD23	2:G:491:ILE:HD12	1.94	0.50
2:G:637:LEU:HD23	2:G:1637:MET:HB3	1.93	0.50
2:B:488:LEU:HD23	2:B:491:ILE:HD12	1.94	0.50
2:E:45:ARG:HG2	2:E:443:LEU:HD21	1.93	0.50
2:G:635:THR:HB	2:G:1639:LEU:HD23	1.93	0.50
2:G:4864:ASN:ND2	2:G:4871:GLU:OE1	2.43	0.50

*Continued on next page...*

*Continued from previous page...*

Atom-1	Atom-2	Interatomic distance (Å)	Clash overlap (Å)
2:I:635:THR:HB	2:I:1639:LEU:HD23	1.93	0.50
2:B:143:GLY:HA3	2:B:147:TRP:HE1	1.76	0.50
2:E:488:LEU:HD23	2:E:491:ILE:HD12	1.94	0.50
2:G:241:GLN:O	2:G:289:ARG:NH1	2.40	0.50
2:G:2868:SER:O	2:G:2872:GLN:N	2.41	0.50
2:I:309:THR:O	2:I:313:SER:OG	2.29	0.50
2:I:4749:GLU:HA	2:I:4752:ALA:HB3	1.94	0.50
2:I:695:TYR:OH	2:I:1073:ARG:NH1	2.44	0.50
2:B:4198:SER:HB3	2:B:4201:ASN:HB2	1.94	0.50
2:B:4864:ASN:ND2	2:B:4871:GLU:OE1	2.43	0.50
2:E:4749:GLU:HA	2:E:4752:ALA:HB3	1.94	0.50
2:G:4198:SER:HB3	2:G:4201:ASN:HB2	1.94	0.50
2:I:551:LEU:HD21	2:I:589:LEU:HD13	1.93	0.50
2:B:45:ARG:HG2	2:B:443:LEU:HD21	1.93	0.50
2:B:4749:GLU:HA	2:B:4752:ALA:HB3	1.94	0.50
2:E:637:LEU:HD23	2:E:1637:MET:HB3	1.93	0.50
2:I:2751:LEU:HD11	2:I:2823:ILE:HG21	1.93	0.50
2:B:2131:LEU:HD23	2:B:3662:ILE:HB	1.94	0.49
2:B:3758:MET:HG3	2:B:3762:ARG:HD2	1.94	0.49
2:B:695:TYR:OH	2:B:1073:ARG:NH1	2.44	0.49
2:G:395:GLN:HG3	2:G:397:GLU:H	1.77	0.49
2:G:4749:GLU:HA	2:G:4752:ALA:HB3	1.94	0.49
2:G:551:LEU:HD21	2:G:589:LEU:HD13	1.93	0.49
2:B:551:LEU:HD21	2:B:589:LEU:HD13	1.93	0.49
2:E:2131:LEU:HD23	2:E:3662:ILE:HB	1.94	0.49
2:E:3758:MET:HG3	2:E:3762:ARG:HD2	1.94	0.49
2:E:3779:VAL:HG23	2:E:3780:LEU:HD12	1.94	0.49
2:I:143:GLY:HA3	2:I:147:TRP:HE1	1.77	0.49
2:I:488:LEU:HD23	2:I:491:ILE:HD12	1.94	0.49
2:B:395:GLN:HG3	2:B:397:GLU:H	1.77	0.49
2:E:683:ARG:NH1	2:E:707:VAL:O	2.40	0.49
2:G:221:ARG:NE	2:G:258:SER:OG	2.44	0.49
2:G:662:TRP:HB2	2:G:748:LEU:HD23	1.94	0.49
2:B:309:THR:O	2:B:313:SER:OG	2.29	0.49
2:B:717:ASP:OD1	2:B:720:HIS:ND1	2.46	0.49
2:E:1731:LEU:HA	2:E:1772:ARG:HH12	1.78	0.49
2:G:717:ASP:OD1	2:G:720:HIS:ND1	2.46	0.49
2:G:776:LEU:HG	2:G:848:HIS:HA	1.94	0.49
2:I:3779:VAL:HG23	2:I:3780:LEU:HD12	1.94	0.49
2:I:4864:ASN:ND2	2:I:4871:GLU:OE1	2.43	0.49
2:B:3779:VAL:HG23	2:B:3780:LEU:HD12	1.95	0.49

*Continued on next page...*

*Continued from previous page...*

Atom-1	Atom-2	Interatomic distance (Å)	Clash overlap (Å)
2:E:143:GLY:HA3	2:E:147:TRP:HE1	1.76	0.49
2:G:788:LYS:HG2	2:G:1630:CYS:H	1.78	0.49
2:G:3850:GLN:HB3	2:G:3873:LYS:HD3	1.94	0.49
2:G:4960:ILE:CG2	2:G:4988:TYR:CE2	2.95	0.49
2:I:717:ASP:OD1	2:I:720:HIS:ND1	2.46	0.49
2:B:635:THR:HB	2:B:1639:LEU:HD23	1.94	0.49
2:B:241:GLN:O	2:B:289:ARG:NH1	2.40	0.49
2:G:1960:ALA:O	2:G:1964:ARG:NE	2.45	0.49
2:I:103:TYR:HB3	2:I:152:PRO:HD3	1.95	0.49
2:I:788:LYS:HG2	2:I:1630:CYS:H	1.78	0.49
2:I:1960:ALA:O	2:I:1964:ARG:NE	2.45	0.49
2:I:3850:GLN:HB3	2:I:3873:LYS:HD3	1.94	0.49
2:I:4960:ILE:CG2	2:I:4988:TYR:CE2	2.95	0.49
2:I:662:TRP:HB2	2:I:748:LEU:HD23	1.94	0.49
1:J:7:ILE:HB	1:J:71:ARG:HB3	1.94	0.49
2:B:103:TYR:HB3	2:B:152:PRO:HD3	1.95	0.49
2:B:1731:LEU:HA	2:B:1772:ARG:HH12	1.78	0.49
2:E:3850:GLN:HB3	2:E:3873:LYS:HD3	1.94	0.49
2:G:2758:PHE:O	2:G:2762:THR:N	2.46	0.49
2:G:3733:CYS:HB2	2:G:3803:SER:HB3	1.95	0.49
2:G:463:GLU:OE2	2:G:467:LYS:NZ	2.40	0.49
2:G:707:VAL:HG23	2:G:713:SER:HB2	1.95	0.49
1:H:55:VAL:HA	2:G:1784:ALA:HA	1.94	0.49
2:I:776:LEU:HG	2:I:848:HIS:HA	1.94	0.49
2:B:637:LEU:HD23	2:B:1637:MET:HB3	1.93	0.49
1:F:7:ILE:HB	1:F:71:ARG:HB3	1.94	0.49
2:G:1718:ILE:HG13	2:G:1719:HIS:CD2	2.48	0.49
2:E:717:ASP:OD1	2:E:720:HIS:ND1	2.46	0.49
2:I:707:VAL:HG23	2:I:713:SER:HB2	1.95	0.49
2:B:3850:GLN:HB3	2:B:3873:LYS:HD3	1.94	0.49
2:E:2342:ASN:OD1	2:E:2342:ASN:N	2.43	0.49
2:E:472:ARG:NH2	2:E:3712:GLU:OE2	2.40	0.49
2:G:143:GLY:HA3	2:G:147:TRP:HE1	1.76	0.49
2:G:103:TYR:HB3	2:G:152:PRO:HD3	1.95	0.49
2:B:111:HIS:CD2	2:B:114:SER:H	2.28	0.48
2:B:1095:VAL:HB	2:B:1199:VAL:HG23	1.95	0.48
2:B:1718:ILE:HG13	2:B:1719:HIS:CD2	2.48	0.48
2:E:635:THR:HB	2:E:1639:LEU:HD23	1.94	0.48
2:E:695:TYR:OH	2:E:1073:ARG:NH1	2.44	0.48
2:G:3779:VAL:HG23	2:G:3780:LEU:HD12	1.95	0.48
2:E:4945:ASP:OD2	2:G:4944:ARG:NH2	2.46	0.48

*Continued on next page...*

*Continued from previous page...*

Atom-1	Atom-2	Interatomic distance (Å)	Clash overlap (Å)
2:I:4198:SER:HB3	2:I:4201:ASN:HB2	1.94	0.48
2:B:1960:ALA:O	2:B:1964:ARG:NE	2.45	0.48
2:B:358:THR:HG21	2:B:382:GLY:HA2	1.95	0.48
2:E:4571:PHE:O	2:E:4575:PHE:N	2.47	0.48
2:I:2042:CYS:SG	2:I:2043:GLY:N	2.85	0.48
2:I:3830:GLN:HA	2:I:3833:GLN:HG2	1.96	0.48
2:E:358:THR:HG21	2:E:382:GLY:HA2	1.95	0.48
2:G:2880:GLU:O	2:G:2884:ASN:N	2.46	0.48
2:I:467:LYS:HA	2:I:470:SER:HB2	1.96	0.48
2:B:3830:GLN:HA	2:B:3833:GLN:HG2	1.95	0.48
2:B:4571:PHE:O	2:B:4575:PHE:N	2.47	0.48
2:B:4763:GLY:O	2:B:4766:THR:OG1	2.29	0.48
2:B:776:LEU:HG	2:B:848:HIS:HA	1.94	0.48
2:E:1960:ALA:O	2:E:1964:ARG:NE	2.45	0.48
2:E:707:VAL:HG23	2:E:713:SER:HB2	1.95	0.48
2:I:234:SER:O	2:I:242:ARG:NE	2.46	0.48
2:I:2131:LEU:HD23	2:I:3662:ILE:HB	1.94	0.48
2:B:707:VAL:HG23	2:B:713:SER:HB2	1.95	0.48
2:E:103:TYR:HB3	2:E:152:PRO:HD3	1.95	0.48
2:E:2880:GLU:O	2:E:2884:ASN:N	2.46	0.48
2:E:3733:CYS:HB2	2:E:3803:SER:HB3	1.95	0.48
2:E:662:TRP:HB2	2:E:748:LEU:HD23	1.94	0.48
2:E:776:LEU:HG	2:E:848:HIS:HA	1.94	0.48
2:B:788:LYS:HG2	2:B:1630:CYS:H	1.78	0.48
2:I:1731:LEU:HA	2:I:1772:ARG:HH12	1.78	0.48
2:I:485:SER:O	2:I:489:ASN:N	2.42	0.48
2:B:2758:PHE:O	2:B:2762:THR:N	2.46	0.48
2:E:1718:ILE:HG13	2:E:1719:HIS:CD2	2.48	0.48
1:F:55:VAL:HA	2:E:1784:ALA:HA	1.95	0.48
2:E:4864:ASN:ND2	2:E:4871:GLU:OE1	2.43	0.48
2:G:4674:GLU:HB3	2:G:4715:TYR:HB2	1.96	0.48
2:E:4586:PRO:HB3	2:E:4628:VAL:HG21	1.95	0.48
2:I:1718:ILE:HG13	2:I:1719:HIS:CD2	2.48	0.48
2:B:134:ASP:OD1	2:B:134:ASP:N	2.47	0.48
2:B:206:CYS:SG	2:B:207:SER:N	2.87	0.48
2:B:4674:GLU:HB3	2:B:4715:TYR:HB2	1.96	0.48
2:E:1095:VAL:HB	2:E:1199:VAL:HG23	1.95	0.48
2:E:788:LYS:HG2	2:E:1630:CYS:H	1.78	0.48
2:E:206:CYS:SG	2:E:207:SER:N	2.87	0.48
2:E:2758:PHE:O	2:E:2762:THR:N	2.46	0.48
2:G:467:LYS:HA	2:G:470:SER:HB2	1.96	0.48

*Continued on next page...*

*Continued from previous page...*

Atom-1	Atom-2	Interatomic distance (Å)	Clash overlap (Å)
2:I:221:ARG:NE	2:I:258:SER:OG	2.44	0.48
2:I:358:THR:HG21	2:I:382:GLY:HA2	1.95	0.48
2:I:472:ARG:NH2	2:I:3712:GLU:OE2	2.40	0.48
2:B:467:LYS:HA	2:B:470:SER:HB2	1.96	0.48
2:E:1838:PHE:HB3	2:E:1842:LEU:HD11	1.96	0.48
2:E:4198:SER:HB3	2:E:4201:ASN:HB2	1.94	0.48
2:E:467:LYS:HA	2:E:470:SER:HB2	1.95	0.48
2:G:234:SER:O	2:G:242:ARG:NE	2.46	0.48
2:G:4586:PRO:HB3	2:G:4628:VAL:HG21	1.96	0.48
1:H:92:PRO:HD3	2:G:627:PRO:HB2	1.95	0.48
2:I:1095:VAL:HB	2:I:1199:VAL:HG23	1.95	0.48
2:I:4930:ALA:O	2:I:4934:GLY:N	2.47	0.48
2:B:3733:CYS:HB2	2:B:3803:SER:HB3	1.94	0.47
2:B:4930:ALA:O	2:B:4934:GLY:N	2.47	0.47
2:E:241:GLN:O	2:E:289:ARG:NH1	2.40	0.47
2:G:1731:LEU:HA	2:G:1772:ARG:HH12	1.78	0.47
2:G:4930:ALA:O	2:G:4934:GLY:N	2.47	0.47
2:I:4674:GLU:HB3	2:I:4715:TYR:HB2	1.96	0.47
2:E:939:VAL:HG22	2:E:1053:ILE:HG23	1.96	0.47
2:E:234:SER:O	2:E:242:ARG:NE	2.46	0.47
2:I:1838:PHE:HB3	2:I:1842:LEU:HD11	1.96	0.47
2:I:3772:THR:OG1	2:I:3815:LYS:NZ	2.43	0.47
2:B:4687:TYR:OH	2:B:4699:GLY:O	2.30	0.47
2:E:1092:PHE:HB3	2:E:1149:VAL:HB	1.96	0.47
2:E:134:ASP:N	2:E:134:ASP:OD1	2.47	0.47
2:E:3830:GLN:HA	2:E:3833:GLN:HG2	1.96	0.47
2:I:3733:CYS:HB2	2:I:3803:SER:HB3	1.95	0.47
2:I:4068:LEU:HD13	2:I:4132:PHE:HE2	1.79	0.47
2:B:234:SER:O	2:B:242:ARG:NE	2.46	0.47
2:B:662:TRP:HB2	2:B:748:LEU:HD23	1.94	0.47
2:E:4687:TYR:OH	2:E:4699:GLY:O	2.30	0.47
2:E:4674:GLU:HB3	2:E:4715:TYR:HB2	1.96	0.47
2:G:358:THR:HG21	2:G:382:GLY:HA2	1.95	0.47
2:G:3830:GLN:HA	2:G:3833:GLN:HG2	1.96	0.47
2:B:939:VAL:HG22	2:B:1053:ILE:HG23	1.96	0.47
1:A:87:HIS:HD2	1:A:90:VAL:HB	1.80	0.47
2:B:3889:GLN:HE22	2:B:3963:ASN:HB3	1.80	0.47
2:E:3889:GLN:HE22	2:E:3963:ASN:HB3	1.80	0.47
2:G:1095:VAL:HB	2:G:1199:VAL:HG23	1.95	0.47
2:G:4571:PHE:O	2:G:4575:PHE:N	2.47	0.47
2:G:4180:ARG:NH1	2:G:4981:GLU:OE1	2.33	0.47

*Continued on next page...*

*Continued from previous page...*

Atom-1	Atom-2	Interatomic distance (Å)	Clash overlap (Å)
2:G:206:CYS:SG	2:G:207:SER:N	2.87	0.47
2:G:4068:LEU:HD13	2:G:4132:PHE:HE2	1.80	0.47
2:I:4571:PHE:O	2:I:4575:PHE:N	2.47	0.47
2:B:2042:CYS:SG	2:B:2043:GLY:N	2.85	0.47
2:B:4068:LEU:HD13	2:B:4132:PHE:HE2	1.80	0.47
2:G:1092:PHE:HB3	2:G:1149:VAL:HB	1.96	0.47
2:G:3889:GLN:HE22	2:G:3963:ASN:HB3	1.80	0.47
2:G:4239:GLU:OE2	2:G:5014:TYR:OH	2.28	0.47
2:G:4763:GLY:O	2:G:4766:THR:OG1	2.29	0.47
2:I:939:VAL:HG22	2:I:1053:ILE:HG23	1.96	0.47
1:J:87:HIS:HD2	1:J:90:VAL:HB	1.80	0.47
2:B:4586:PRO:HB3	2:B:4628:VAL:HG21	1.95	0.47
2:I:2452:ARG:HH12	2:G:177:GLU:HG3	1.79	0.47
2:I:1092:PHE:HB3	2:I:1149:VAL:HB	1.96	0.47
2:I:2880:GLU:O	2:I:2884:ASN:N	2.46	0.47
2:I:3889:GLN:HE22	2:I:3963:ASN:HB3	1.80	0.47
2:I:4586:PRO:HB3	2:I:4628:VAL:HG21	1.95	0.47
1:F:87:HIS:HD2	1:F:90:VAL:HB	1.80	0.47
2:G:1838:PHE:HB3	2:G:1842:LEU:HD11	1.96	0.47
2:G:485:SER:O	2:G:489:ASN:N	2.42	0.47
2:I:4743:MET:HB3	2:I:4746:ALA:HB3	1.97	0.47
2:I:4180:ARG:NH1	2:I:4981:GLU:OE1	2.33	0.47
2:E:4918:ILE:HD11	2:G:4888:TYR:HA	1.97	0.46
2:G:134:ASP:OD1	2:G:134:ASP:N	2.47	0.46
1:H:87:HIS:HD2	1:H:90:VAL:HB	1.80	0.46
2:I:206:CYS:SG	2:I:207:SER:N	2.87	0.46
2:B:4944:ARG:NH2	2:I:4945:ASP:OD2	2.48	0.46
2:B:2880:GLU:O	2:B:2884:ASN:N	2.46	0.46
2:E:4068:LEU:HD13	2:E:4132:PHE:HE2	1.79	0.46
2:G:2368:LEU:HD13	2:G:2376:LEU:HD23	1.97	0.46
2:G:671:VAL:HG22	2:G:740:PRO:HG3	1.97	0.46
2:I:2368:LEU:HD13	2:I:2376:LEU:HD23	1.97	0.46
2:I:2758:PHE:O	2:I:2762:THR:N	2.46	0.46
2:B:4034:ASN:ND2	2:B:4035:VAL:O	2.49	0.46
2:E:3766:GLN:HE22	2:E:3769:ARG:HH11	1.64	0.46
2:E:4180:ARG:NH1	2:E:4981:GLU:OE1	2.33	0.46
2:G:3766:GLN:HE22	2:G:3769:ARG:HH11	1.64	0.46
2:B:1838:PHE:HB3	2:B:1842:LEU:HD11	1.96	0.46
2:I:1076:ARG:HD3	2:I:1237:TRP:HB2	1.97	0.46
2:B:1092:PHE:HB3	2:B:1149:VAL:HB	1.96	0.46
2:E:671:VAL:HG22	2:E:740:PRO:HG3	1.97	0.46

*Continued on next page...*



*Continued from previous page...*

Atom-1	Atom-2	Interatomic distance (Å)	Clash overlap (Å)
2:G:4687:TYR:OH	2:G:4699:GLY:O	2.30	0.46
2:I:2466:LEU:HD23	2:I:2469:ILE:HD12	1.98	0.46
2:I:3766:GLN:HE22	2:I:3769:ARG:HH11	1.64	0.46
2:E:1076:ARG:HD3	2:E:1237:TRP:HB2	1.97	0.46
2:E:2368:LEU:HD13	2:E:2376:LEU:HD23	1.97	0.46
2:G:939:VAL:HG22	2:G:1053:ILE:HG23	1.96	0.46
2:G:395:GLN:NE2	2:G:397:GLU:OE1	2.49	0.46
2:I:211:GLU:OE2	2:I:3907:THR:OG1	2.34	0.46
2:B:1516:UNK:N	2:B:1529:UNK:O	2.49	0.46
2:E:2121:PHE:O	2:E:3725:TYR:OH	2.34	0.46
2:E:4034:ASN:ND2	2:E:4035:VAL:O	2.49	0.46
2:E:4743:MET:HB3	2:E:4746:ALA:HB3	1.97	0.46
2:I:1516:UNK:N	2:I:1529:UNK:O	2.49	0.46
2:I:2272:PRO:HA	2:I:2275:VAL:HG12	1.98	0.46
2:I:395:GLN:NE2	2:I:397:GLU:OE1	2.49	0.46
2:B:2894:LEU:HD11	2:B:2902:HIS:HB2	1.98	0.46
2:B:4743:MET:HB3	2:B:4746:ALA:HB3	1.97	0.46
2:B:4180:ARG:NH1	2:B:4981:GLU:OE1	2.33	0.46
1:A:92:PRO:HD3	2:B:627:PRO:HB2	1.97	0.46
2:E:485:SER:O	2:E:489:ASN:N	2.42	0.46
2:G:1516:UNK:N	2:G:1529:UNK:O	2.49	0.46
2:I:463:GLU:OE2	2:I:467:LYS:NZ	2.41	0.46
2:B:2368:LEU:HD13	2:B:2376:LEU:HD23	1.97	0.46
2:B:221:ARG:NE	2:B:258:SER:OG	2.44	0.46
2:E:1244:GLN:OE1	2:E:1646:ARG:NH1	2.49	0.46
2:I:4034:ASN:ND2	2:I:4035:VAL:O	2.49	0.46
2:I:4236:SER:OG	2:I:4675:LYS:NZ	2.39	0.46
2:B:3766:GLN:HE22	2:B:3769:ARG:HH11	1.64	0.46
2:E:4930:ALA:O	2:E:4934:GLY:N	2.47	0.46
2:G:4034:ASN:ND2	2:G:4035:VAL:O	2.49	0.46
2:I:2265:LEU:HD22	2:I:2330:ARG:HB3	1.97	0.46
2:B:1076:ARG:HD3	2:B:1237:TRP:HB2	1.97	0.45
2:B:1244:GLN:OE1	2:B:1646:ARG:NH1	2.49	0.45
2:B:2265:LEU:HD22	2:B:2330:ARG:HB3	1.97	0.45
2:G:1076:ARG:HD3	2:G:1237:TRP:HB2	1.97	0.45
2:G:2042:CYS:SG	2:G:2043:GLY:N	2.85	0.45
2:G:2466:LEU:HD23	2:G:2469:ILE:HD12	1.98	0.45
2:I:1244:GLN:OE1	2:I:1646:ARG:NH1	2.49	0.45
2:B:2272:PRO:HA	2:B:2275:VAL:HG12	1.98	0.45
2:B:379:HIS:CD2	2:B:381:GLU:H	2.35	0.45
2:E:1516:UNK:N	2:E:1529:UNK:O	2.49	0.45

*Continued on next page...*

*Continued from previous page...*

Atom-1	Atom-2	Interatomic distance (Å)	Clash overlap (Å)
2:G:1244:GLN:OE1	2:G:1646:ARG:NH1	2.49	0.45
2:I:4687:TYR:OH	2:I:4699:GLY:O	2.30	0.45
2:E:2466:LEU:HD23	2:E:2469:ILE:HD12	1.98	0.45
2:E:2894:LEU:HD11	2:E:2902:HIS:HB2	1.98	0.45
2:E:379:HIS:CD2	2:E:381:GLU:H	2.35	0.45
2:E:652:ARG:HD2	2:E:750:LEU:HB3	1.98	0.45
2:G:3362:UNK:O	2:G:3366:UNK:N	2.50	0.45
2:G:4743:MET:HB3	2:G:4746:ALA:HB3	1.97	0.45
1:H:5:GLU:HB2	1:H:73:LYS:HB3	1.99	0.45
2:I:2894:LEU:HD11	2:I:2902:HIS:HB2	1.98	0.45
2:B:211:GLU:OE2	2:B:3907:THR:OG1	2.34	0.45
2:B:395:GLN:NE2	2:B:397:GLU:OE1	2.49	0.45
2:B:671:VAL:HG22	2:B:740:PRO:HG3	1.97	0.45
2:E:2265:LEU:HD22	2:E:2330:ARG:HB3	1.97	0.45
2:E:3362:UNK:O	2:E:3366:UNK:N	2.50	0.45
2:E:395:GLN:NE2	2:E:397:GLU:OE1	2.49	0.45
2:G:2332:LEU:HD13	2:G:2335:LEU:HD12	1.99	0.45
2:I:671:VAL:HG22	2:I:740:PRO:HG3	1.97	0.45
2:E:2272:PRO:HA	2:E:2275:VAL:HG12	1.98	0.45
1:F:5:GLU:HB2	1:F:73:LYS:HB3	1.99	0.45
2:G:2265:LEU:HD22	2:G:2330:ARG:HB3	1.97	0.45
2:I:4181:ILE:HG13	2:I:4988:TYR:HE1	1.82	0.45
2:B:2332:LEU:HD13	2:B:2335:LEU:HD12	1.99	0.45
2:B:4181:ILE:HG13	2:B:4988:TYR:HE1	1.82	0.45
2:E:4181:ILE:HG13	2:E:4988:TYR:HE1	1.82	0.45
2:G:1735:ILE:HG23	2:G:1771:LEU:HD23	1.99	0.45
2:G:211:GLU:OE2	2:G:3907:THR:OG1	2.33	0.45
2:G:4227:GLU:HG3	2:G:4228:ALA:H	1.82	0.45
2:I:1735:ILE:HG23	2:I:1771:LEU:HD23	1.99	0.45
2:I:1865:MET:SD	2:I:1865:MET:N	2.90	0.45
1:J:5:GLU:HB2	1:J:73:LYS:HB3	1.99	0.45
2:B:1707:LEU:O	2:B:1710:GLY:N	2.33	0.45
2:B:1764:GLY:HA3	2:B:1859:VAL:HG11	1.99	0.45
2:B:2121:PHE:O	2:B:3725:TYR:OH	2.34	0.45
2:B:652:ARG:HD2	2:B:750:LEU:HB3	1.98	0.45
2:G:229:GLU:HA	2:G:249:GLY:HA2	1.99	0.45
2:G:4230:LYS:HD2	2:G:4959:PHE:CD1	2.52	0.45
2:G:652:ARG:HD2	2:G:750:LEU:HB3	1.98	0.45
2:I:3362:UNK:O	2:I:3366:UNK:N	2.50	0.45
1:A:55:VAL:HA	2:B:1784:ALA:HA	1.98	0.45
2:I:788:LYS:HG2	2:I:1629:GLN:HA	1.99	0.45

*Continued on next page...*



*Continued from previous page...*

Atom-1	Atom-2	Interatomic distance (Å)	Clash overlap (Å)
2:B:1727:ARG:HH21	2:B:1775:HIS:CE1	2.35	0.45
2:E:1676:LEU:HD23	2:E:2167:ILE:HG23	1.99	0.45
2:E:3658:LYS:HA	2:E:3661:TRP:CE2	2.52	0.45
2:E:4230:LYS:HD2	2:E:4959:PHE:CD1	2.52	0.45
2:E:4763:GLY:O	2:E:4766:THR:OG1	2.29	0.45
2:G:2196:ASN:OD1	2:G:2199:ARG:NH1	2.43	0.45
2:G:379:HIS:CD2	2:G:381:GLU:H	2.35	0.45
2:G:4959:PHE:CD1	2:G:4959:PHE:O	2.70	0.45
2:I:134:ASP:OD1	2:I:134:ASP:N	2.47	0.45
2:I:4227:GLU:HG3	2:I:4228:ALA:H	1.82	0.45
2:I:4959:PHE:O	2:I:4959:PHE:CD1	2.70	0.45
2:I:5028:PHE:O	2:I:5028:PHE:CG	2.70	0.45
2:B:472:ARG:NH2	2:B:3712:GLU:OE2	2.40	0.44
2:B:4230:LYS:HD2	2:B:4959:PHE:CD1	2.52	0.44
2:G:3842:LEU:O	2:G:3929:SER:OG	2.34	0.44
2:G:4181:ILE:HG13	2:G:4988:TYR:HE1	1.82	0.44
2:I:229:GLU:HA	2:I:249:GLY:HA2	1.99	0.44
2:I:4230:LYS:HD2	2:I:4959:PHE:CD1	2.52	0.44
1:A:5:GLU:HB2	1:A:73:LYS:HB3	1.99	0.44
2:B:1865:MET:SD	2:B:1865:MET:N	2.90	0.44
2:B:2189:LYS:HA	2:B:2192:TYR:HD2	1.82	0.44
2:B:2196:ASN:OD1	2:B:2199:ARG:NH1	2.43	0.44
2:B:3658:LYS:HA	2:B:3661:TRP:CE2	2.52	0.44
2:B:5028:PHE:CD1	2:B:5028:PHE:O	2.70	0.44
2:G:2894:LEU:HD11	2:G:2902:HIS:HB2	1.98	0.44
2:B:1105:ALA:HB1	2:B:1109:LEU:HD21	1.99	0.44
2:B:788:LYS:HG2	2:B:1629:GLN:HA	1.99	0.44
2:B:2466:LEU:HD23	2:B:2469:ILE:HD12	1.98	0.44
2:B:5028:PHE:O	2:B:5028:PHE:CG	2.70	0.44
2:E:2004:GLU:HA	2:E:2007:ASN:HD22	1.82	0.44
2:E:4227:GLU:HG3	2:E:4228:ALA:H	1.82	0.44
2:E:4961:CYS:HB3	2:E:4983:HIS:CE1	2.53	0.44
2:G:1727:ARG:HH21	2:G:1775:HIS:CE1	2.35	0.44
2:G:1865:MET:SD	2:G:1865:MET:N	2.90	0.44
2:I:1764:GLY:HA3	2:I:1859:VAL:HG11	1.99	0.44
2:I:210:GLU:H	2:I:273:HIS:HE1	1.66	0.44
2:I:379:HIS:CD2	2:I:381:GLU:H	2.35	0.44
2:B:3772:THR:OG1	2:B:3815:LYS:NZ	2.43	0.44
2:B:4961:CYS:HB3	2:B:4983:HIS:CE1	2.53	0.44
2:E:1105:ALA:HB1	2:E:1109:LEU:HD21	1.99	0.44
2:E:229:GLU:HA	2:E:249:GLY:HA2	1.99	0.44

*Continued on next page...*

*Continued from previous page...*

Atom-1	Atom-2	Interatomic distance (Å)	Clash overlap (Å)
2:E:4961:CYS:HB3	2:E:4983:HIS:HE1	1.82	0.44
2:G:1764:GLY:HA3	2:G:1859:VAL:HG11	1.99	0.44
2:G:5028:PHE:O	2:G:5028:PHE:CG	2.70	0.44
2:I:1727:ARG:HH21	2:I:1775:HIS:CE1	2.35	0.44
2:I:2004:GLU:HA	2:I:2007:ASN:HD22	1.82	0.44
2:I:645:ARG:HH11	2:I:778:PHE:HE1	1.66	0.44
2:I:652:ARG:HD2	2:I:750:LEU:HB3	1.98	0.44
1:A:30:LEU:HD23	1:A:33:GLY:HA3	2.00	0.44
2:G:1676:LEU:HD23	2:G:2167:ILE:HG23	1.99	0.44
2:G:2272:PRO:HA	2:G:2275:VAL:HG12	1.98	0.44
2:G:695:TYR:OH	2:G:1073:ARG:NH1	2.44	0.44
2:I:3842:LEU:O	2:I:3929:SER:OG	2.34	0.44
2:B:4227:GLU:HG3	2:B:4228:ALA:H	1.82	0.44
2:E:2042:CYS:SG	2:E:2043:GLY:N	2.85	0.44
2:E:2332:LEU:HD13	2:E:2335:LEU:HD12	1.99	0.44
2:G:4961:CYS:HB3	2:G:4983:HIS:HE1	1.82	0.44
2:I:4826:ILE:O	2:I:4829:SER:OG	2.29	0.44
2:I:5028:PHE:O	2:I:5028:PHE:CD1	2.70	0.44
2:B:1735:ILE:HG23	2:B:1771:LEU:HD23	1.99	0.44
2:B:2271:THR:HG22	2:B:2273:LEU:H	1.83	0.44
2:B:229:GLU:HA	2:B:249:GLY:HA2	1.99	0.44
2:E:1032:LYS:O	2:E:1036:ARG:N	2.47	0.44
2:E:1077:ALA:HB3	2:E:1189:LEU:HD11	2.00	0.44
2:E:210:GLU:H	2:E:273:HIS:HE1	1.66	0.44
2:E:2189:LYS:HA	2:E:2192:TYR:HD2	1.83	0.44
2:E:4236:SER:OG	2:E:4675:LYS:NZ	2.39	0.44
2:G:4961:CYS:HB3	2:G:4983:HIS:CE1	2.53	0.44
2:I:4071:ILE:HD11	2:I:4102:GLN:HE21	1.83	0.44
1:J:30:LEU:HD23	1:J:33:GLY:HA3	2.00	0.44
2:B:1171:SER:OG	2:B:1175:SER:N	2.42	0.44
2:B:210:GLU:H	2:B:273:HIS:HE1	1.66	0.44
2:B:645:ARG:HH11	2:B:778:PHE:HE1	1.66	0.44
2:E:4959:PHE:CD1	2:E:4959:PHE:O	2.70	0.44
2:E:5028:PHE:O	2:E:5028:PHE:CD1	2.71	0.44
2:E:5028:PHE:CG	2:E:5028:PHE:O	2.70	0.44
2:G:788:LYS:HG2	2:G:1629:GLN:HA	1.99	0.44
2:G:2004:GLU:HA	2:G:2007:ASN:HD22	1.82	0.44
2:I:2189:LYS:HA	2:I:2192:TYR:HD2	1.82	0.44
2:B:1077:ALA:HB3	2:B:1189:LEU:HD11	2.00	0.44
2:B:3362:UNK:O	2:B:3366:UNK:N	2.50	0.44
2:B:3842:LEU:O	2:B:3929:SER:OG	2.35	0.44

*Continued on next page...*

*Continued from previous page...*

Atom-1	Atom-2	Interatomic distance (Å)	Clash overlap (Å)
2:E:1727:ARG:HH21	2:E:1775:HIS:CE1	2.35	0.44
2:B:177:GLU:HG3	2:E:2452:ARG:HH12	1.83	0.44
2:E:3842:LEU:O	2:E:3929:SER:OG	2.35	0.44
2:I:533:ASN:ND2	2:I:536:ASN:OD1	2.40	0.44
2:B:2004:GLU:HA	2:B:2007:ASN:HD22	1.82	0.43
2:B:219:VAL:HG13	2:B:285:VAL:HG21	2.00	0.43
2:B:4959:PHE:CD1	2:B:4959:PHE:O	2.70	0.43
2:B:4961:CYS:HB3	2:B:4983:HIS:HE1	1.82	0.43
2:E:1764:GLY:HA3	2:E:1859:VAL:HG11	1.99	0.43
2:E:219:VAL:HG13	2:E:285:VAL:HG21	2.00	0.43
2:G:210:GLU:H	2:G:273:HIS:HE1	1.66	0.43
2:G:3658:LYS:HA	2:G:3661:TRP:CE2	2.52	0.43
2:G:3772:THR:OG1	2:G:3815:LYS:NZ	2.43	0.43
2:I:3658:LYS:HA	2:I:3661:TRP:CE2	2.52	0.43
2:I:3980:LEU:HD22	2:I:3985:LEU:HD22	2.00	0.43
2:I:4152:GLU:OE1	2:I:4194:TYR:OH	2.36	0.43
2:I:4228:ALA:O	2:I:4232:GLU:N	2.51	0.43
2:I:719:LEU:HD22	2:I:735:GLN:HG2	2.00	0.43
2:E:1865:MET:N	2:E:1865:MET:SD	2.90	0.43
2:E:4228:ALA:O	2:E:4232:GLU:N	2.51	0.43
2:G:2024:PRO:O	2:G:2028:ARG:NE	2.46	0.43
2:G:2121:PHE:O	2:G:3725:TYR:OH	2.34	0.43
2:G:2927:LEU:HD23	2:G:2930:LEU:HD12	2.00	0.43
2:G:4071:ILE:HD11	2:G:4102:GLN:HE21	1.83	0.43
2:G:645:ARG:HH11	2:G:778:PHE:HE1	1.66	0.43
2:I:1105:ALA:HB1	2:I:1109:LEU:HD21	1.99	0.43
2:B:2927:LEU:HD23	2:B:2930:LEU:HD12	2.00	0.43
2:B:4071:ILE:HD11	2:B:4102:GLN:HE21	1.83	0.43
2:E:4152:GLU:OE1	2:E:4194:TYR:OH	2.36	0.43
2:G:1105:ALA:HB1	2:G:1109:LEU:HD21	1.99	0.43
2:G:2143:THR:O	2:G:3651:ASN:ND2	2.44	0.43
2:G:471:LEU:O	2:G:475:GLN:N	2.52	0.43
2:I:1077:ALA:HB3	2:I:1189:LEU:HD11	2.00	0.43
2:I:1676:LEU:HD23	2:I:2167:ILE:HG23	1.99	0.43
2:I:2332:LEU:HD13	2:I:2335:LEU:HD12	1.99	0.43
2:B:3980:LEU:HD22	2:B:3985:LEU:HD22	2.00	0.43
1:F:30:LEU:HD23	1:F:33:GLY:HA3	2.00	0.43
2:I:2271:THR:HG22	2:I:2273:LEU:H	1.83	0.43
2:B:1189:LEU:HD12	2:B:1190:PRO:HD2	2.00	0.43
2:B:1676:LEU:HD23	2:B:2167:ILE:HG23	1.99	0.43
2:E:788:LYS:HG2	2:E:1629:GLN:HA	1.99	0.43

*Continued on next page...*

*Continued from previous page...*

Atom-1	Atom-2	Interatomic distance (Å)	Clash overlap (Å)
2:E:765:GLN:NE2	2:E:1521:UNK:O	2.52	0.43
2:G:1189:LEU:HD12	2:G:1190:PRO:HD2	2.00	0.43
2:G:5028:PHE:O	2:G:5028:PHE:CD1	2.71	0.43
2:G:533:ASN:ND2	2:G:536:ASN:OD1	2.40	0.43
2:I:4961:CYS:HB3	2:I:4983:HIS:HE1	1.83	0.43
2:E:1735:ILE:HG23	2:E:1771:LEU:HD23	1.99	0.43
2:E:2271:THR:HG22	2:E:2273:LEU:H	1.83	0.43
2:E:719:LEU:HD22	2:E:735:GLN:HG2	2.00	0.43
2:G:1707:LEU:O	2:G:1710:GLY:N	2.34	0.43
2:I:4961:CYS:HB3	2:I:4983:HIS:CE1	2.53	0.43
2:B:21:VAL:HG12	2:B:66:CYS:HA	2.00	0.43
2:B:3733:CYS:HA	2:B:3766:GLN:HB2	2.01	0.43
2:E:3980:LEU:HD22	2:E:3985:LEU:HD22	2.00	0.43
2:E:645:ARG:HH11	2:E:778:PHE:HE1	1.66	0.43
2:G:2189:LYS:HA	2:G:2192:TYR:HD2	1.83	0.43
2:G:454:PRO:HG2	2:G:531:ARG:HH12	1.84	0.43
2:G:765:GLN:NE2	2:G:1521:UNK:O	2.52	0.43
2:B:1155:LEU:HD23	2:B:1184:ILE:HD12	2.01	0.43
2:B:2002:PRO:HA	2:B:2005:GLN:HB3	2.01	0.43
2:E:1189:LEU:HD12	2:E:1190:PRO:HD2	2.00	0.43
2:E:454:PRO:HG2	2:E:531:ARG:HH12	1.84	0.43
2:G:1155:LEU:HD23	2:G:1184:ILE:HD12	2.00	0.43
2:G:3980:LEU:HD22	2:G:3985:LEU:HD22	2.00	0.43
1:H:30:LEU:HD23	1:H:33:GLY:HA3	2.00	0.43
2:I:500:ALA:HB1	2:I:504:ALA:HB2	2.00	0.43
2:B:1032:LYS:O	2:B:1036:ARG:N	2.47	0.43
2:E:1155:LEU:HD23	2:E:1184:ILE:HD12	2.00	0.43
2:G:1032:LYS:O	2:G:1036:ARG:N	2.47	0.43
2:G:4152:GLU:OE1	2:G:4194:TYR:OH	2.36	0.43
2:G:719:LEU:HD22	2:G:735:GLN:HG2	2.00	0.43
2:I:1189:LEU:HD12	2:I:1190:PRO:HD2	2.00	0.43
2:I:3733:CYS:HA	2:I:3766:GLN:HB2	2.01	0.43
2:B:500:ALA:HB1	2:B:504:ALA:HB2	2.00	0.42
2:G:2271:THR:HG22	2:G:2273:LEU:H	1.83	0.42
2:G:2883:HIS:NE2	2:G:2906:VAL:O	2.52	0.42
2:G:3733:CYS:HA	2:G:3766:GLN:HB2	2.01	0.42
2:G:4155:PRO:HD2	2:G:5036:LEU:HD23	2.01	0.42
2:G:4228:ALA:O	2:G:4232:GLU:N	2.51	0.42
2:I:4763:GLY:O	2:I:4766:THR:OG1	2.29	0.42
2:I:4155:PRO:HD2	2:I:5036:LEU:HD23	2.01	0.42
2:E:500:ALA:HB1	2:E:504:ALA:HB2	2.00	0.42

*Continued on next page...*

*Continued from previous page...*

Atom-1	Atom-2	Interatomic distance (Å)	Clash overlap (Å)
2:G:219:VAL:HG13	2:G:285:VAL:HG21	2.00	0.42
2:G:3805:LEU:HG	2:G:3805:LEU:H	1.69	0.42
2:I:2002:PRO:HA	2:I:2005:GLN:HB3	2.01	0.42
2:I:2024:PRO:O	2:I:2028:ARG:NE	2.46	0.42
2:I:2029:GLN:O	2:I:2033:ASP:N	2.52	0.42
2:I:2121:PHE:O	2:I:3725:TYR:OH	2.34	0.42
2:I:21:VAL:HG12	2:I:66:CYS:HA	2.00	0.42
2:B:4152:GLU:OE1	2:B:4194:TYR:OH	2.36	0.42
2:B:4228:ALA:O	2:B:4232:GLU:N	2.51	0.42
2:E:21:VAL:HG12	2:E:66:CYS:HA	2.00	0.42
2:E:2927:LEU:HD23	2:E:2930:LEU:HD12	2.00	0.42
2:G:1077:ALA:HB3	2:G:1189:LEU:HD11	2.00	0.42
2:I:765:GLN:NE2	2:I:1521:UNK:O	2.52	0.42
2:I:219:VAL:HG13	2:I:285:VAL:HG21	2.00	0.42
2:I:2927:LEU:HD23	2:I:2930:LEU:HD12	2.00	0.42
2:B:4978:HIS:HA	2:B:4982:GLU:HB2	2.02	0.42
2:E:2002:PRO:HA	2:E:2005:GLN:HB3	2.01	0.42
2:E:2024:PRO:O	2:E:2028:ARG:NE	2.46	0.42
2:G:3365:UNK:O	2:G:3369:UNK:N	2.53	0.42
2:I:4101:LYS:HG3	2:G:4731:ILE:HA	2.01	0.42
2:I:2438:PRO:HB3	2:I:2453:ILE:HB	2.01	0.42
2:B:1099:GLU:OE2	2:B:1127:HIS:ND1	2.35	0.42
2:B:454:PRO:HG2	2:B:531:ARG:HH12	1.84	0.42
2:E:4125:PHE:HA	2:E:4128:PHE:HB3	2.02	0.42
2:G:1863:LEU:HB3	2:G:1870:VAL:HG21	2.02	0.42
2:G:2002:PRO:HA	2:G:2005:GLN:HB3	2.01	0.42
2:G:2214:VAL:HG23	2:G:2215:LEU:HD12	2.02	0.42
2:G:500:ALA:HB1	2:G:504:ALA:HB2	2.00	0.42
2:I:471:LEU:O	2:I:475:GLN:N	2.52	0.42
2:E:211:GLU:OE2	2:E:3907:THR:OG1	2.34	0.42
1:F:92:PRO:HD3	2:E:627:PRO:HB2	2.01	0.42
2:G:1259:ARG:HH12	2:G:1593:PRO:HA	1.85	0.42
2:G:4125:PHE:HA	2:G:4128:PHE:HB3	2.02	0.42
2:I:1863:LEU:HB3	2:I:1870:VAL:HG21	2.02	0.42
2:I:619:ASP:OD1	2:I:1680:ARG:NH1	2.52	0.42
2:B:765:GLN:NE2	2:B:1521:UNK:O	2.52	0.42
2:E:2214:VAL:HG23	2:E:2215:LEU:HD12	2.02	0.42
2:G:164:ARG:N	2:G:167:ASP:OD2	2.53	0.42
2:G:2438:PRO:HB3	2:G:2453:ILE:HB	2.01	0.42
2:G:313:SER:HB3	2:G:351:VAL:HB	2.02	0.42
2:I:1259:ARG:HH12	2:I:1593:PRO:HA	1.85	0.42

*Continued on next page...*

*Continued from previous page...*

Atom-1	Atom-2	Interatomic distance (Å)	Clash overlap (Å)
2:I:913:LEU:O	2:I:918:ARG:NH2	2.53	0.42
2:B:619:ASP:OD1	2:B:1680:ARG:NH1	2.52	0.42
2:E:2438:PRO:HB3	2:E:2453:ILE:HB	2.01	0.42
2:E:3733:CYS:HA	2:E:3766:GLN:HB2	2.01	0.42
2:E:4071:ILE:HD11	2:E:4102:GLN:HE21	1.83	0.42
2:G:21:VAL:HG12	2:G:66:CYS:HA	2.00	0.42
2:G:472:ARG:HA	2:G:475:GLN:HB2	2.02	0.42
2:I:2214:VAL:HG23	2:I:2215:LEU:HD12	2.02	0.42
2:I:2883:HIS:NE2	2:I:2906:VAL:O	2.52	0.42
2:B:164:ARG:N	2:B:167:ASP:OD2	2.53	0.42
2:B:719:LEU:HD22	2:B:735:GLN:HG2	2.00	0.42
2:B:913:LEU:O	2:B:918:ARG:NH2	2.53	0.42
2:E:2776:SER:O	2:E:2788:HIS:N	2.53	0.42
2:E:3365:UNK:O	2:E:3369:UNK:N	2.53	0.42
2:G:2776:SER:O	2:G:2788:HIS:N	2.53	0.42
2:I:1155:LEU:HD23	2:I:1184:ILE:HD12	2.01	0.42
2:I:3365:UNK:O	2:I:3369:UNK:N	2.53	0.42
2:I:3658:LYS:HA	2:I:3661:TRP:CD2	2.55	0.42
2:B:1259:ARG:HH12	2:B:1593:PRO:HA	1.85	0.42
2:B:1863:LEU:HB3	2:B:1870:VAL:HG21	2.02	0.42
2:B:2029:GLN:O	2:B:2033:ASP:N	2.51	0.42
2:B:3658:LYS:HA	2:B:3661:TRP:CD2	2.55	0.42
2:B:472:ARG:HA	2:B:475:GLN:HB2	2.02	0.42
2:G:451:TYR:O	2:G:474:ARG:NH1	2.53	0.42
2:I:2143:THR:O	2:I:3651:ASN:ND2	2.43	0.42
2:I:454:PRO:HG2	2:I:531:ARG:HH12	1.84	0.42
2:B:3365:UNK:O	2:B:3369:UNK:N	2.53	0.41
2:B:313:SER:HB3	2:B:351:VAL:HB	2.02	0.41
2:E:1259:ARG:HH12	2:E:1593:PRO:HA	1.85	0.41
2:E:4155:PRO:HD2	2:E:5036:LEU:HD23	2.01	0.41
2:E:619:ASP:OD1	2:E:1680:ARG:NH1	2.52	0.41
2:G:4897:ILE:HG12	2:G:4901:ILE:HD13	2.02	0.41
2:I:2095:GLN:NE2	2:I:2127:GLN:O	2.53	0.41
2:I:472:ARG:HA	2:I:475:GLN:HB2	2.02	0.41
2:B:1972:ASN:O	2:B:1976:ARG:N	2.52	0.41
2:B:4897:ILE:HG12	2:B:4901:ILE:HD13	2.02	0.41
2:E:533:ASN:ND2	2:E:536:ASN:OD1	2.40	0.41
2:I:1041:GLN:O	2:I:1045:THR:OG1	2.31	0.41
2:I:2196:ASN:OD1	2:I:2199:ARG:NH1	2.43	0.41
2:B:4125:PHE:HA	2:B:4128:PHE:HB3	2.02	0.41
2:B:4155:PRO:HD2	2:B:5036:LEU:HD23	2.01	0.41

*Continued on next page...*

*Continued from previous page...*

Atom-1	Atom-2	Interatomic distance (Å)	Clash overlap (Å)
2:B:599:VAL:HG23	2:B:600:LEU:HD12	2.02	0.41
2:B:940:GLY:O	2:B:1052:ASN:N	2.54	0.41
2:E:1171:SER:OG	2:E:1175:SER:N	2.42	0.41
2:E:1863:LEU:HB3	2:E:1870:VAL:HG21	2.02	0.41
2:E:356:TRP:O	2:E:379:HIS:N	2.52	0.41
2:E:3772:THR:OG1	2:E:3815:LYS:NZ	2.43	0.41
2:E:599:VAL:HG23	2:E:600:LEU:HD12	2.02	0.41
2:G:3658:LYS:HA	2:G:3661:TRP:CD2	2.55	0.41
2:G:346:CYS:N	2:G:388:LEU:O	2.52	0.41
2:B:70:GLU:HB2	2:B:108:LEU:HD23	2.03	0.41
2:B:2438:PRO:HB3	2:B:2453:ILE:HB	2.01	0.41
2:E:1641:ILE:HA	2:E:1642:PRO:HD3	1.93	0.41
2:E:2285:GLU:HG3	2:E:2286:LEU:HG	2.03	0.41
2:E:3923:LEU:HD13	2:E:3961:VAL:HG11	2.03	0.41
2:E:451:TYR:O	2:E:474:ARG:NH1	2.53	0.41
2:E:472:ARG:HA	2:E:475:GLN:HB2	2.02	0.41
2:E:4978:HIS:HA	2:E:4982:GLU:HB2	2.01	0.41
2:G:599:VAL:HG23	2:G:600:LEU:HD12	2.02	0.41
2:G:913:LEU:O	2:G:918:ARG:NH2	2.53	0.41
2:I:4125:PHE:HA	2:I:4128:PHE:HB3	2.02	0.41
2:B:591:ASP:O	2:B:1594:ARG:NH2	2.54	0.41
2:E:164:ARG:N	2:E:167:ASP:OD2	2.53	0.41
2:E:177:GLU:HG3	2:G:2452:ARG:HH12	1.86	0.41
2:E:346:CYS:N	2:E:388:LEU:O	2.52	0.41
2:E:591:ASP:O	2:E:1594:ARG:NH2	2.54	0.41
2:E:913:LEU:O	2:E:918:ARG:NH2	2.53	0.41
2:G:1936:LYS:O	2:G:1940:CYS:N	2.49	0.41
2:G:698:GLY:HA2	2:G:703:GLY:HA2	2.03	0.41
2:G:877:ASN:HD22	2:G:1045:THR:HG23	1.84	0.41
2:I:116:MET:HB2	2:I:137:LEU:HD12	2.03	0.41
2:I:2776:SER:O	2:I:2788:HIS:N	2.53	0.41
2:I:599:VAL:HG23	2:I:600:LEU:HD12	2.02	0.41
2:I:698:GLY:HA2	2:I:703:GLY:HA2	2.03	0.41
2:B:174:VAL:O	2:E:2452:ARG:NH1	2.53	0.41
2:B:2214:VAL:HG23	2:B:2215:LEU:HD12	2.02	0.41
2:B:3694:LYS:HA	2:B:3695:PRO:HD3	1.95	0.41
2:B:346:CYS:N	2:B:388:LEU:O	2.52	0.41
2:B:4961:CYS:O	2:B:4961:CYS:SG	2.79	0.41
2:E:284:HIS:N	2:E:289:ARG:O	2.42	0.41
2:E:2883:HIS:NE2	2:E:2906:VAL:O	2.52	0.41
2:E:3658:LYS:HA	2:E:3661:TRP:CD2	2.55	0.41

*Continued on next page...*



*Continued from previous page...*

Atom-1	Atom-2	Interatomic distance (Å)	Clash overlap (Å)
2:B:4918:ILE:HD11	2:E:4888:TYR:HA	2.03	0.41
2:G:116:MET:HB2	2:G:137:LEU:HD12	2.03	0.41
2:G:2285:GLU:HG3	2:G:2286:LEU:HG	2.03	0.41
2:G:3923:LEU:HD13	2:G:3961:VAL:HG11	2.03	0.41
2:G:4236:SER:HG	2:G:4675:LYS:HZ1	1.64	0.41
2:G:4978:HIS:HA	2:G:4982:GLU:HB2	2.01	0.41
2:I:70:GLU:HB2	2:I:108:LEU:HD23	2.03	0.41
2:I:1973:GLN:HA	2:I:1976:ARG:HB3	2.03	0.41
2:I:3361:UNK:O	2:I:3365:UNK:N	2.54	0.41
2:B:2285:GLU:HG3	2:B:2286:LEU:HG	2.03	0.41
2:B:3361:UNK:O	2:B:3365:UNK:N	2.54	0.41
2:E:1739:THR:H	2:E:1742:THR:HB	1.86	0.41
2:E:940:GLY:O	2:E:1052:ASN:N	2.54	0.41
2:G:2095:GLN:NE2	2:G:2127:GLN:O	2.53	0.41
2:G:2517:UNK:O	2:G:2521:UNK:N	2.54	0.41
2:G:591:ASP:O	2:G:1594:ARG:NH2	2.53	0.41
2:I:591:ASP:O	2:I:1594:ARG:NH2	2.54	0.41
2:I:1739:THR:H	2:I:1742:THR:HB	1.86	0.41
2:I:2517:UNK:O	2:I:2521:UNK:N	2.54	0.41
2:I:3923:LEU:HD13	2:I:3961:VAL:HG11	2.03	0.41
2:B:2143:THR:O	2:B:3651:ASN:ND2	2.43	0.41
2:B:3923:LEU:HD13	2:B:3961:VAL:HG11	2.03	0.41
2:E:1685:LEU:HA	2:E:1688:HIS:HD2	1.86	0.41
2:E:1972:ASN:O	2:E:1976:ARG:N	2.52	0.41
2:E:4984:ASN:C	2:E:4986:ALA:H	2.24	0.41
2:E:70:GLU:HB2	2:E:108:LEU:HD23	2.03	0.41
2:G:4961:CYS:SG	2:G:4961:CYS:O	2.79	0.41
2:G:70:GLU:HB2	2:G:108:LEU:HD23	2.03	0.41
2:G:894:GLY:HA3	2:G:903:LEU:HD22	2.03	0.41
2:I:313:SER:HB3	2:I:351:VAL:HB	2.02	0.41
2:I:451:TYR:O	2:I:474:ARG:NH1	2.53	0.41
2:I:4961:CYS:O	2:I:4961:CYS:SG	2.79	0.41
2:I:5004:THR:H	2:I:5007:GLU:HB2	1.86	0.41
2:I:877:ASN:HD22	2:I:1045:THR:HG23	1.84	0.41
2:B:116:MET:HB2	2:B:137:LEU:HD12	2.03	0.41
2:B:877:ASN:HD22	2:B:1045:THR:HG23	1.85	0.41
2:E:4960:ILE:CG2	2:E:4988:TYR:OH	2.69	0.41
2:E:4963:ILE:HD13	2:E:5027:CYS:SG	2.61	0.41
2:E:649:PHE:HB3	2:E:776:LEU:HD13	2.03	0.41
2:G:2029:GLN:O	2:G:2033:ASP:N	2.51	0.41
2:I:1972:ASN:O	2:I:1976:ARG:N	2.52	0.41

*Continued on next page...*



*Continued from previous page...*

Atom-1	Atom-2	Interatomic distance (Å)	Clash overlap (Å)
2:I:4657:CYS:HB3	2:I:4792:LEU:HD11	2.03	0.41
2:I:4960:ILE:CG2	2:I:4988:TYR:OH	2.69	0.41
2:I:4978:HIS:HA	2:I:4982:GLU:HB2	2.02	0.41
2:B:2517:UNK:O	2:B:2521:UNK:N	2.54	0.41
2:B:330:ASP:OD1	2:B:330:ASP:N	2.54	0.41
2:B:5004:THR:H	2:B:5007:GLU:HB2	1.86	0.41
2:B:670:GLU:H	2:B:740:PRO:HB3	1.86	0.41
2:E:3361:UNK:O	2:E:3365:UNK:N	2.54	0.41
2:E:4897:ILE:HG12	2:E:4901:ILE:HD13	2.02	0.41
2:G:1685:LEU:HA	2:G:1688:HIS:HD2	1.86	0.41
2:G:1739:THR:H	2:G:1742:THR:HB	1.86	0.41
2:G:330:ASP:OD1	2:G:330:ASP:N	2.54	0.41
2:G:4984:ASN:C	2:G:4986:ALA:H	2.24	0.41
2:G:619:ASP:OD1	2:G:1680:ARG:NH1	2.52	0.41
2:G:670:GLU:H	2:G:740:PRO:HB3	1.86	0.41
2:G:940:GLY:O	2:G:1052:ASN:N	2.54	0.41
2:I:1657:LEU:HA	2:I:1657:LEU:HD13	1.94	0.41
2:I:4984:ASN:C	2:I:4986:ALA:H	2.24	0.41
2:I:670:GLU:H	2:I:740:PRO:HB3	1.86	0.41
2:B:2883:HIS:NE2	2:B:2906:VAL:O	2.52	0.41
2:B:4960:ILE:CG2	2:B:4988:TYR:OH	2.69	0.41
2:E:1727:ARG:NH2	2:E:1773:PRO:O	2.52	0.41
2:E:2143:THR:O	2:E:3651:ASN:ND2	2.43	0.41
2:E:313:SER:HB3	2:E:351:VAL:HB	2.02	0.41
2:E:813:GLU:OE2	2:E:1020:ARG:N	2.54	0.41
2:G:1141:ARG:HD2	2:G:1141:ARG:H	1.86	0.41
2:G:215:THR:HG22	2:G:273:HIS:HA	2.03	0.41
2:I:1663:HIS:O	2:I:1667:LEU:N	2.53	0.41
2:I:164:ARG:N	2:I:167:ASP:OD2	2.53	0.41
2:I:1685:LEU:HA	2:I:1688:HIS:HD2	1.86	0.41
2:I:2285:GLU:HG3	2:I:2286:LEU:HG	2.03	0.41
2:B:1029:GLU:HB3	2:B:1033:ARG:HH12	1.86	0.40
2:B:1739:THR:H	2:B:1742:THR:HB	1.86	0.40
2:B:4010:ILE:HD12	2:B:4131:ARG:HD2	2.03	0.40
2:B:113:HIS:CE1	2:B:402:ARG:HB3	2.56	0.40
2:B:4239:GLU:OE2	2:B:5014:TYR:OH	2.28	0.40
2:E:1973:GLN:HA	2:E:1976:ARG:HB3	2.03	0.40
2:E:4010:ILE:HD12	2:E:4131:ARG:HD2	2.03	0.40
2:E:4961:CYS:O	2:E:4961:CYS:SG	2.79	0.40
2:E:5004:THR:H	2:E:5007:GLU:HB2	1.86	0.40
2:G:3361:UNK:O	2:G:3365:UNK:N	2.54	0.40

*Continued on next page...*

Continued from previous page...

Atom-1	Atom-2	Interatomic distance (Å)	Clash overlap (Å)
2:I:1099:GLU:OE2	2:I:1127:HIS:ND1	2.35	0.40
2:I:215:THR:HG22	2:I:273:HIS:HA	2.03	0.40
2:B:1685:LEU:HA	2:B:1688:HIS:HD2	1.86	0.40
2:B:2448:GLY:HA2	2:B:2451:LEU:HD12	2.04	0.40
2:B:698:GLY:HA2	2:B:703:GLY:HA2	2.03	0.40
2:E:116:MET:HB2	2:E:137:LEU:HD12	2.03	0.40
2:E:1707:LEU:O	2:E:1710:GLY:N	2.33	0.40
2:E:215:THR:HG22	2:E:273:HIS:HA	2.03	0.40
2:E:4148:THR:HG21	2:E:4178:LEU:HD21	2.04	0.40
2:E:670:GLU:H	2:E:740:PRO:HB3	1.86	0.40
2:E:681:HIS:HB3	2:E:784:SER:HB3	2.04	0.40
2:E:877:ASN:HD22	2:E:1045:THR:HG23	1.85	0.40
2:G:734:GLY:O	2:G:736:HIS:ND1	2.52	0.40
2:I:4963:ILE:HD13	2:I:5027:CYS:SG	2.61	0.40
2:B:1641:ILE:HA	2:B:1642:PRO:HD3	1.93	0.40
2:B:1973:GLN:HA	2:B:1976:ARG:HB3	2.03	0.40
2:B:2776:SER:O	2:B:2788:HIS:N	2.53	0.40
2:E:2517:UNK:O	2:E:2521:UNK:N	2.54	0.40
2:E:330:ASP:OD1	2:E:330:ASP:N	2.54	0.40
2:E:698:GLY:HA2	2:E:703:GLY:HA2	2.03	0.40
2:G:1727:ARG:NH2	2:G:1773:PRO:O	2.52	0.40
2:G:4963:ILE:HD13	2:G:5027:CYS:SG	2.61	0.40
2:I:1141:ARG:H	2:I:1141:ARG:HD2	1.86	0.40
2:I:2448:GLY:HA2	2:I:2451:LEU:HD12	2.04	0.40
2:I:113:HIS:CE1	2:I:402:ARG:HB3	2.56	0.40
2:I:649:PHE:HB3	2:I:776:LEU:HD13	2.03	0.40
2:B:4657:CYS:HB3	2:B:4792:LEU:HD11	2.03	0.40
2:E:1029:GLU:HB3	2:E:1033:ARG:HH12	1.86	0.40
2:E:113:HIS:CE1	2:E:402:ARG:HB3	2.56	0.40
2:E:894:GLY:HA3	2:E:903:LEU:HD22	2.03	0.40
2:G:1029:GLU:HB3	2:G:1033:ARG:HH12	1.86	0.40
2:I:813:GLU:OE2	2:I:1020:ARG:N	2.54	0.40
2:I:346:CYS:N	2:I:388:LEU:O	2.52	0.40
2:B:4984:ASN:C	2:B:4986:ALA:H	2.24	0.40
2:B:649:PHE:HB3	2:B:776:LEU:HD13	2.03	0.40
2:G:5004:THR:H	2:G:5007:GLU:HB2	1.86	0.40
2:G:813:GLU:OE2	2:G:1020:ARG:N	2.54	0.40
2:I:1078:GLU:HB3	2:I:1081:TYR:HD2	1.86	0.40
2:I:4010:ILE:HD12	2:I:4131:ARG:HD2	2.03	0.40
2:I:894:GLY:HA3	2:I:903:LEU:HD22	2.03	0.40

There are no symmetry-related clashes.

## 5.3 Torsion angles ⓘ

### 5.3.1 Protein backbone ⓘ

In the following table, the Percentiles column shows the percent Ramachandran outliers of the chain as a percentile score with respect to all PDB entries followed by that with respect to all EM entries.

The Analysed column shows the number of residues for which the backbone conformation was analysed, and the total number of residues.

Mol	Chain	Analysed	Favoured	Allowed	Outliers	Percentiles	
1	A	105/108 (97%)	93 (89%)	12 (11%)	0	100	100
1	F	105/108 (97%)	93 (89%)	12 (11%)	0	100	100
1	H	105/108 (97%)	93 (89%)	12 (11%)	0	100	100
1	J	105/108 (97%)	93 (89%)	12 (11%)	0	100	100
2	B	3235/4416 (73%)	2892 (89%)	335 (10%)	8 (0%)	51	85
2	E	3235/4416 (73%)	2893 (89%)	334 (10%)	8 (0%)	51	85
2	G	3235/4416 (73%)	2893 (89%)	334 (10%)	8 (0%)	51	85
2	I	3235/4416 (73%)	2891 (89%)	336 (10%)	8 (0%)	51	85
All	All	13360/18096 (74%)	11941 (89%)	1387 (10%)	32 (0%)	54	85

All (32) Ramachandran outliers are listed below:

Mol	Chain	Res	Type
2	B	5028	PHE
2	I	5028	PHE
2	E	5028	PHE
2	G	5028	PHE
2	B	1708	ARG
2	B	1932	PRO
2	B	4982	GLU
2	I	1708	ARG
2	I	1932	PRO
2	E	1708	ARG
2	E	1932	PRO
2	E	4982	GLU
2	G	1708	ARG
2	G	1932	PRO
2	G	4982	GLU
2	I	4982	GLU
2	B	1840	PRO

*Continued on next page...*

*Continued from previous page...*

Mol	Chain	Res	Type
2	B	4641	PRO
2	I	1840	PRO
2	I	4641	PRO
2	E	1840	PRO
2	E	4641	PRO
2	G	1840	PRO
2	G	4641	PRO
2	B	2291	GLN
2	B	3762	ARG
2	I	2291	GLN
2	I	3762	ARG
2	E	2291	GLN
2	E	3762	ARG
2	G	2291	GLN
2	G	3762	ARG

### 5.3.2 Protein sidechains ⓘ

In the following table, the Percentiles column shows the percent sidechain outliers of the chain as a percentile score with respect to all PDB entries followed by that with respect to all EM entries.

The Analysed column shows the number of residues for which the sidechain conformation was analysed, and the total number of residues.

Mol	Chain	Analysed	Rotameric	Outliers	Percentiles	
1	A	88/89 (99%)	88 (100%)	0	100	100
1	F	88/89 (99%)	88 (100%)	0	100	100
1	H	88/89 (99%)	88 (100%)	0	100	100
1	J	88/89 (99%)	88 (100%)	0	100	100
2	B	2493/3022 (82%)	2474 (99%)	19 (1%)	85	92
2	E	2493/3022 (82%)	2474 (99%)	19 (1%)	85	92
2	G	2493/3022 (82%)	2474 (99%)	19 (1%)	85	92
2	I	2493/3022 (82%)	2474 (99%)	19 (1%)	85	92
All	All	10324/12444 (83%)	10248 (99%)	76 (1%)	87	93

All (76) residues with a non-rotameric sidechain are listed below:

Mol	Chain	Res	Type
2	B	131	LEU
2	B	534	ARG
2	B	553	ARG
2	B	1076	ARG
2	B	1141	ARG
2	B	1600	LEU
2	B	1676	LEU
2	B	1964	ARG
2	B	3762	ARG
2	B	3787	LYS
2	B	3805	LEU
2	B	3896	ASN
2	B	4034	ASN
2	B	4085	ARG
2	B	4120	ASN
2	B	4201	ASN
2	B	4959	PHE
2	B	4961	CYS
2	B	5027	CYS
2	I	131	LEU
2	I	534	ARG
2	I	553	ARG
2	I	1076	ARG
2	I	1141	ARG
2	I	1600	LEU
2	I	1676	LEU
2	I	1964	ARG
2	I	3762	ARG
2	I	3787	LYS
2	I	3805	LEU
2	I	3896	ASN
2	I	4034	ASN
2	I	4085	ARG
2	I	4120	ASN
2	I	4201	ASN
2	I	4959	PHE
2	I	4961	CYS
2	I	5027	CYS
2	E	131	LEU
2	E	534	ARG
2	E	553	ARG
2	E	1076	ARG
2	E	1141	ARG

*Continued on next page...*

*Continued from previous page...*

Mol	Chain	Res	Type
2	E	1600	LEU
2	E	1676	LEU
2	E	1964	ARG
2	E	3762	ARG
2	E	3787	LYS
2	E	3805	LEU
2	E	3896	ASN
2	E	4034	ASN
2	E	4085	ARG
2	E	4120	ASN
2	E	4201	ASN
2	E	4959	PHE
2	E	4961	CYS
2	E	5027	CYS
2	G	131	LEU
2	G	534	ARG
2	G	553	ARG
2	G	1076	ARG
2	G	1141	ARG
2	G	1600	LEU
2	G	1676	LEU
2	G	1964	ARG
2	G	3762	ARG
2	G	3787	LYS
2	G	3805	LEU
2	G	3896	ASN
2	G	4034	ASN
2	G	4085	ARG
2	G	4120	ASN
2	G	4201	ASN
2	G	4959	PHE
2	G	4961	CYS
2	G	5027	CYS

Some sidechains can be flipped to improve hydrogen bonding and reduce clashes. All (120) such sidechains are listed below:

Mol	Chain	Res	Type
1	F	87	HIS
1	A	87	HIS
1	H	87	HIS
1	J	87	HIS
2	B	57	ASN

*Continued on next page...*

*Continued from previous page...*

Mol	Chain	Res	Type
2	B	111	HIS
2	B	113	HIS
2	B	151	HIS
2	B	224	HIS
2	B	273	HIS
2	B	379	HIS
2	B	395	GLN
2	B	479	GLN
2	B	520	ASN
2	B	582	HIS
2	B	1158	ASN
2	B	1691	GLN
2	B	1719	HIS
2	B	1775	HIS
2	B	2041	HIS
2	B	2127	GLN
2	B	3766	GLN
2	B	3781	GLN
2	B	3896	ASN
2	B	3950	ASN
2	B	3960	GLN
2	B	4034	ASN
2	B	4102	GLN
2	B	4120	ASN
2	B	4153	HIS
2	B	4201	ASN
2	B	4553	ASN
2	B	4806	ASN
2	I	57	ASN
2	I	111	HIS
2	I	113	HIS
2	I	151	HIS
2	I	224	HIS
2	I	273	HIS
2	I	379	HIS
2	I	395	GLN
2	I	479	GLN
2	I	520	ASN
2	I	582	HIS
2	I	1158	ASN
2	I	1691	GLN
2	I	1719	HIS

*Continued on next page...*

*Continued from previous page...*

Mol	Chain	Res	Type
2	I	1775	HIS
2	I	2041	HIS
2	I	2127	GLN
2	I	3766	GLN
2	I	3781	GLN
2	I	3896	ASN
2	I	3950	ASN
2	I	3960	GLN
2	I	4034	ASN
2	I	4102	GLN
2	I	4120	ASN
2	I	4153	HIS
2	I	4201	ASN
2	I	4553	ASN
2	I	4806	ASN
2	E	57	ASN
2	E	111	HIS
2	E	113	HIS
2	E	151	HIS
2	E	224	HIS
2	E	273	HIS
2	E	379	HIS
2	E	395	GLN
2	E	479	GLN
2	E	520	ASN
2	E	582	HIS
2	E	1158	ASN
2	E	1691	GLN
2	E	1719	HIS
2	E	1775	HIS
2	E	2041	HIS
2	E	2127	GLN
2	E	3766	GLN
2	E	3781	GLN
2	E	3896	ASN
2	E	3950	ASN
2	E	3960	GLN
2	E	4034	ASN
2	E	4102	GLN
2	E	4120	ASN
2	E	4153	HIS
2	E	4201	ASN

*Continued on next page...*



*Continued from previous page...*

Mol	Chain	Res	Type
2	E	4553	ASN
2	E	4806	ASN
2	G	57	ASN
2	G	111	HIS
2	G	113	HIS
2	G	151	HIS
2	G	224	HIS
2	G	273	HIS
2	G	379	HIS
2	G	395	GLN
2	G	479	GLN
2	G	520	ASN
2	G	582	HIS
2	G	1158	ASN
2	G	1691	GLN
2	G	1719	HIS
2	G	1775	HIS
2	G	2007	ASN
2	G	2041	HIS
2	G	2127	GLN
2	G	3766	GLN
2	G	3781	GLN
2	G	3896	ASN
2	G	3950	ASN
2	G	3960	GLN
2	G	4034	ASN
2	G	4102	GLN
2	G	4120	ASN
2	G	4153	HIS
2	G	4553	ASN
2	G	4806	ASN

### 5.3.3 RNA ⓘ

There are no RNA molecules in this entry.

## 5.4 Non-standard residues in protein, DNA, RNA chains ⓘ

There are no non-standard protein/DNA/RNA residues in this entry.

## 5.5 Carbohydrates [i](#)

There are no carbohydrates in this entry.

## 5.6 Ligand geometry [i](#)

Of 4 ligands modelled in this entry, 4 are monoatomic - leaving 0 for Mogul analysis.

There are no bond length outliers.

There are no bond angle outliers.

There are no chirality outliers.

There are no torsion outliers.

There are no ring outliers.

No monomer is involved in short contacts.

## 5.7 Other polymers [i](#)

There are no such residues in this entry.

## 5.8 Polymer linkage issues [i](#)

The following chains have linkage breaks:

Mol	Chain	Number of breaks
2	G	14
2	B	14
2	I	14
2	E	14

All chain breaks are listed below:

Model	Chain	Residue-1	Atom-1	Residue-2	Atom-2	Distance (Å)
1	B	4345:UNK	C	4540:PHE	N	73.35
1	I	4345:UNK	C	4540:PHE	N	73.35
1	E	4345:UNK	C	4540:PHE	N	73.35
1	G	4345:UNK	C	4540:PHE	N	73.35
1	B	3613:UNK	C	3639:THR	N	45.90
1	I	3613:UNK	C	3639:THR	N	45.90
1	E	3613:UNK	C	3639:THR	N	45.90
1	G	3613:UNK	C	3639:THR	N	45.90
1	B	4253:GLU	C	4320:UNK	N	27.05

*Continued on next page...*

*Continued from previous page...*

Model	Chain	Residue-1	Atom-1	Residue-2	Atom-2	Distance (Å)
1	I	4253:GLU	C	4320:UNK	N	27.05
1	E	4253:GLU	C	4320:UNK	N	27.05
1	G	4253:GLU	C	4320:UNK	N	27.05
1	B	3163:UNK	C	3170:UNK	N	15.84
1	I	3163:UNK	C	3170:UNK	N	15.84
1	E	3163:UNK	C	3170:UNK	N	15.84
1	G	3163:UNK	C	3170:UNK	N	15.84
1	B	3063:UNK	C	3134:UNK	N	14.98
1	I	3063:UNK	C	3134:UNK	N	14.98
1	E	3063:UNK	C	3134:UNK	N	14.98
1	G	3063:UNK	C	3134:UNK	N	14.98
1	B	3468:UNK	C	3511:UNK	N	14.61
1	I	3468:UNK	C	3511:UNK	N	14.61
1	E	3468:UNK	C	3511:UNK	N	14.61
1	G	3468:UNK	C	3511:UNK	N	14.61
1	B	2703:UNK	C	2734:ASN	N	14.05
1	I	2703:UNK	C	2734:ASN	N	14.05
1	E	2703:UNK	C	2734:ASN	N	14.05
1	G	2703:UNK	C	2734:ASN	N	14.05
1	I	3236:UNK	C	3241:UNK	N	13.51
1	B	3236:UNK	C	3241:UNK	N	13.50
1	E	3236:UNK	C	3241:UNK	N	13.50
1	G	3236:UNK	C	3241:UNK	N	13.50
1	B	2976:UNK	C	2995:UNK	N	12.34
1	I	2976:UNK	C	2995:UNK	N	12.34
1	E	2976:UNK	C	2995:UNK	N	12.34
1	G	2976:UNK	C	2995:UNK	N	12.34
1	B	1564:UNK	C	1573:MET	N	11.71
1	I	1564:UNK	C	1573:MET	N	11.71
1	E	1564:UNK	C	1573:MET	N	11.71
1	G	1564:UNK	C	1573:MET	N	11.71
1	B	3254:UNK	C	3261:UNK	N	8.48
1	I	3254:UNK	C	3261:UNK	N	8.48
1	E	3254:UNK	C	3261:UNK	N	8.48
1	G	3254:UNK	C	3261:UNK	N	8.48
1	B	1297:UNK	C	1430:UNK	N	5.81
1	I	1297:UNK	C	1430:UNK	N	5.81
1	E	1297:UNK	C	1430:UNK	N	5.81
1	G	1297:UNK	C	1430:UNK	N	5.81
1	B	2939:ARG	C	2942:UNK	N	3.79
1	I	2939:ARG	C	2942:UNK	N	3.79
1	E	2939:ARG	C	2942:UNK	N	3.79

*Continued on next page...*

*Continued from previous page...*

Model	Chain	Residue-1	Atom-1	Residue-2	Atom-2	Distance (Å)
1	G	2939:ARG	C	2942:UNK	N	3.79
1	B	2479:LEU	C	2487:UNK	N	3.33
1	I	2479:LEU	C	2487:UNK	N	3.33
1	E	2479:LEU	C	2487:UNK	N	3.33
1	G	2479:LEU	C	2487:UNK	N	3.33