



# Full wwPDB X-ray Structure Validation Report ⓘ

Feb 15, 2017 – 02:46 am GMT

PDB ID : 1TGU  
Title : The crystal structure of bovine liver catalase without NADPH  
Authors : Sugadev, R.; Balasundaresan, D.; Ponnuswamy, M.N.; Kumaran, D.; Swaminathan, S.; Sekar, K.  
Deposited on : 2004-05-31  
Resolution : 2.80 Å(reported)

This is a Full wwPDB X-ray Structure Validation Report for a publicly released PDB entry.

We welcome your comments at [validation@mail.wwpdb.org](mailto:validation@mail.wwpdb.org)

A user guide is available at

<http://wwpdb.org/validation/2016/XrayValidationReportHelp>

with specific help available everywhere you see the ⓘ symbol.

---

The following versions of software and data (see [references ⓘ](#)) were used in the production of this report:

MolProbity : 4.02b-467  
Mogul : 1.7.2 (RC1), CSD as538be (2017)  
Xtriage (Phenix) : 1.9-1692  
EDS : trunk28683  
Percentile statistics : 20161228.v01 (using entries in the PDB archive December 28th 2016)  
Refmac : 5.8.0135  
CCP4 : 6.5.0  
Ideal geometry (proteins) : Engh & Huber (2001)  
Ideal geometry (DNA, RNA) : Parkinson et al. (1996)  
Validation Pipeline (wwPDB-VP) : trunk28683

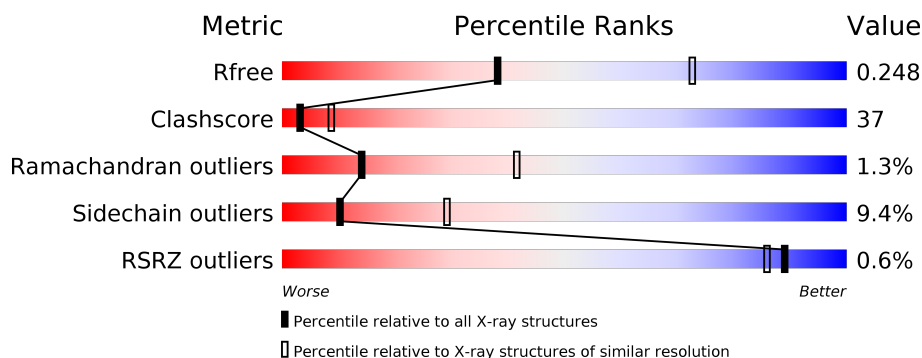
# 1 Overall quality at a glance

The following experimental techniques were used to determine the structure:

## *X-RAY DIFFRACTION*

The reported resolution of this entry is 2.80 Å.

Percentile scores (ranging between 0-100) for global validation metrics of the entry are shown in the following graphic. The table shows the number of entries on which the scores are based.



Metric	Whole archive (#Entries)	Similar resolution (#Entries, resolution range(Å))
$R_{free}$	100719	2583 (2.80-2.80)
Clashscore	112137	3033 (2.80-2.80)
Ramachandran outliers	110173	2983 (2.80-2.80)
Sidechain outliers	110143	2985 (2.80-2.80)
RSRZ outliers	101464	2610 (2.80-2.80)

The table below summarises the geometric issues observed across the polymeric chains and their fit to the electron density. The red, orange, yellow and green segments on the lower bar indicate the fraction of residues that contain outliers for  $\geq 3$ , 2, 1 and 0 types of geometric quality criteria. A grey segment represents the fraction of residues that are not modelled. The numeric value for each fraction is indicated below the corresponding segment, with a dot representing fractions  $\leq 5\%$ . The upper red bar (where present) indicates the fraction of residues that have poor fit to the electron density. The numeric value is given above the bar.

Mol	Chain	Length	Quality of chain
1	A	506	<div> <div>%</div> <div> <div></div> <div>54%</div> <div>38%</div> <div>6%</div> <div>..</div> </div> </div>
1	B	506	<div> <div>%</div> <div> <div></div> <div>38%</div> <div>51%</div> <div>8%</div> <div>..</div> </div> </div>
1	C	506	<div> <div></div> <div> <div>46%</div> <div>43%</div> <div>8%</div> <div>..</div> </div> </div>
1	D	506	<div> <div>%</div> <div> <div></div> <div>41%</div> <div>53%</div> <div>..</div> </div> </div>

The following table lists non-polymeric compounds, carbohydrate monomers and non-standard residues in protein, DNA, RNA chains that are outliers for geometric or electron-density-fit crite-

ria:

Mol	Type	Chain	Res	Chirality	Geometry	Clashes	Electron density
2	HEM	A	2000	-	-	X	-
2	HEM	B	2001	-	-	X	X
2	HEM	D	2003	-	-	X	-

## 2 Entry composition i

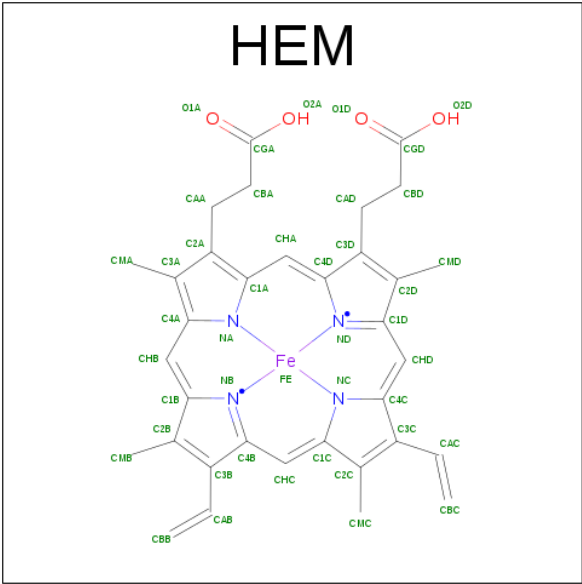
There are 3 unique types of molecules in this entry. The entry contains 17173 atoms, of which 0 are hydrogens and 0 are deuteriums.

In the tables below, the ZeroOcc column contains the number of atoms modelled with zero occupancy, the AltConf column contains the number of residues with at least one atom in alternate conformation and the Trace column contains the number of residues modelled with at most 2 atoms.

- Molecule 1 is a protein called Catalase.

Mol	Chain	Residues	Atoms					ZeroOcc	AltConf	Trace
1	A	499	Total	C	N	O	S	0	0	0
			4017	2548	715	740	14			
1	B	499	Total	C	N	O	S	0	0	0
			4017	2548	715	740	14			
1	C	499	Total	C	N	O	S	1	0	0
			4017	2548	715	740	14			
1	D	499	Total	C	N	O	S	0	0	0
			4017	2548	715	740	14			

- Molecule 2 is PROTOPORPHYRIN IX CONTAINING FE (three-letter code: HEM) (formula:  $C_{34}H_{32}FeN_4O_4$ ).



Mol	Chain	Residues	Atoms				ZeroOcc	AltConf
2	A	1	Total	C	Fe	N	O	0
			43	34	1	4	4	
2	B	1	Total	C	Fe	N	O	0
			43	34	1	4	4	

Continued on next page...

*Continued from previous page...*

Mol	Chain	Residues	Atoms					ZeroOcc	AltConf
2	C	1	Total	C	Fe	N	O	0	0
			43	34	1	4	4		
2	D	1	Total	C	Fe	N	O	0	0
			43	34	1	4	4		

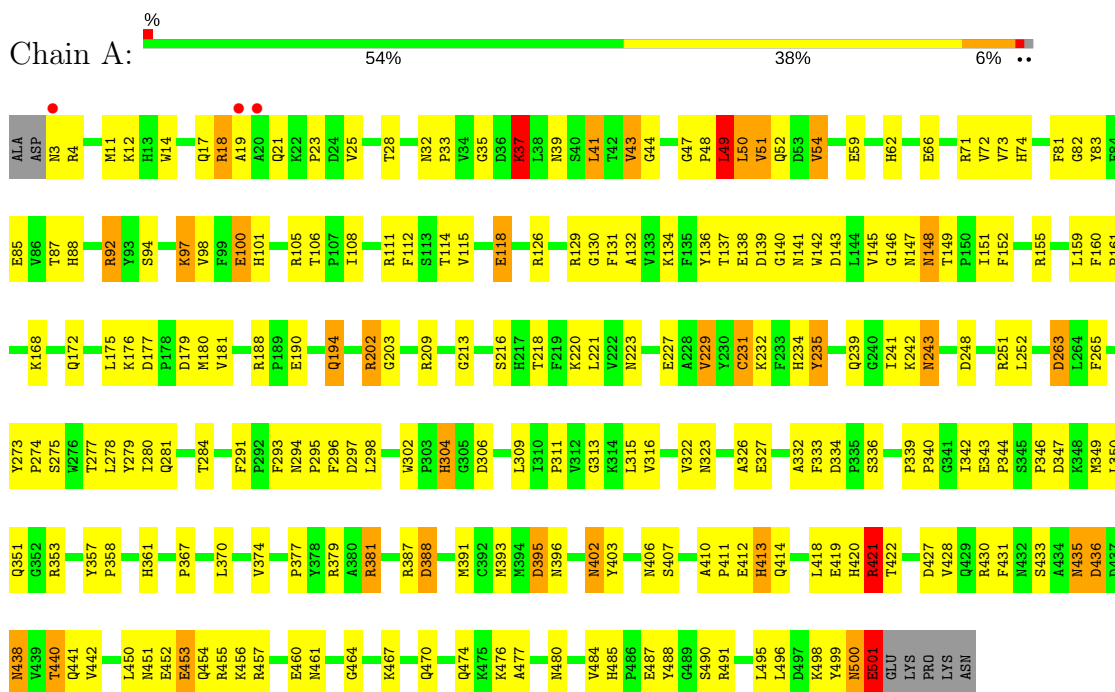
- Molecule 3 is water.

Mol	Chain	Residues	Atoms		ZeroOcc	AltConf
3	A	229	Total	O	0	0
			229	229		
3	B	236	Total	O	0	0
			236	236		
3	C	236	Total	O	0	0
			236	236		
3	D	232	Total	O	0	0
			232	232		

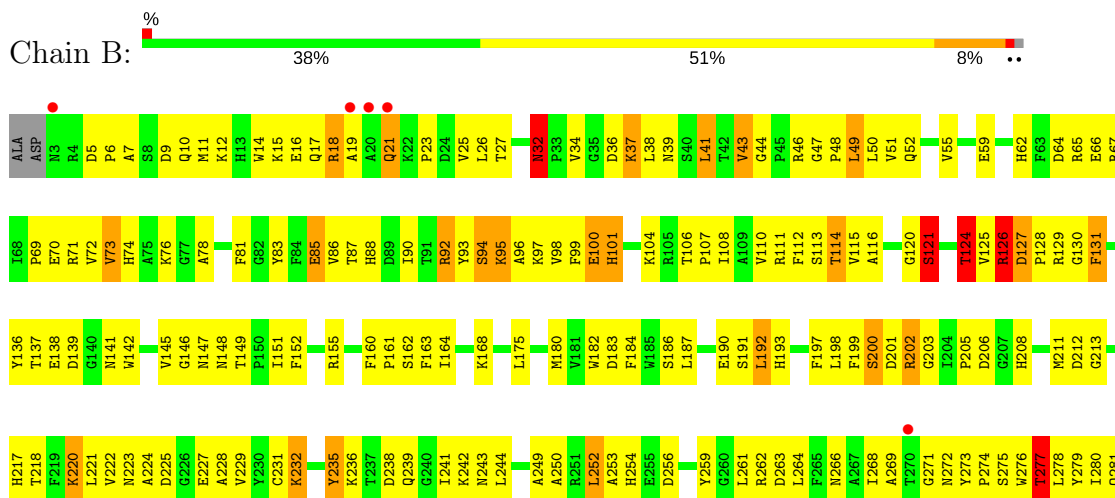
### 3 Residue-property plots

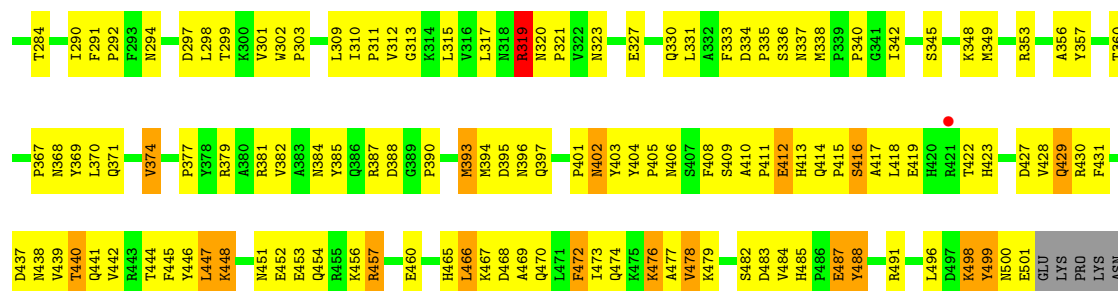
These plots are drawn for all protein, RNA and DNA chains in the entry. The first graphic for a chain summarises the proportions of the various outlier classes displayed in the second graphic. The second graphic shows the sequence view annotated by issues in geometry and electron density. Residues are color-coded according to the number of geometric quality criteria for which they contain at least one outlier: green = 0, yellow = 1, orange = 2 and red = 3 or more. A red dot above a residue indicates a poor fit to the electron density ( $RSRZ > 2$ ). Stretches of 2 or more consecutive residues without any outlier are shown as a green connector. Residues present in the sample, but not in the model, are shown in grey.

#### • Molecule 1: Catalase



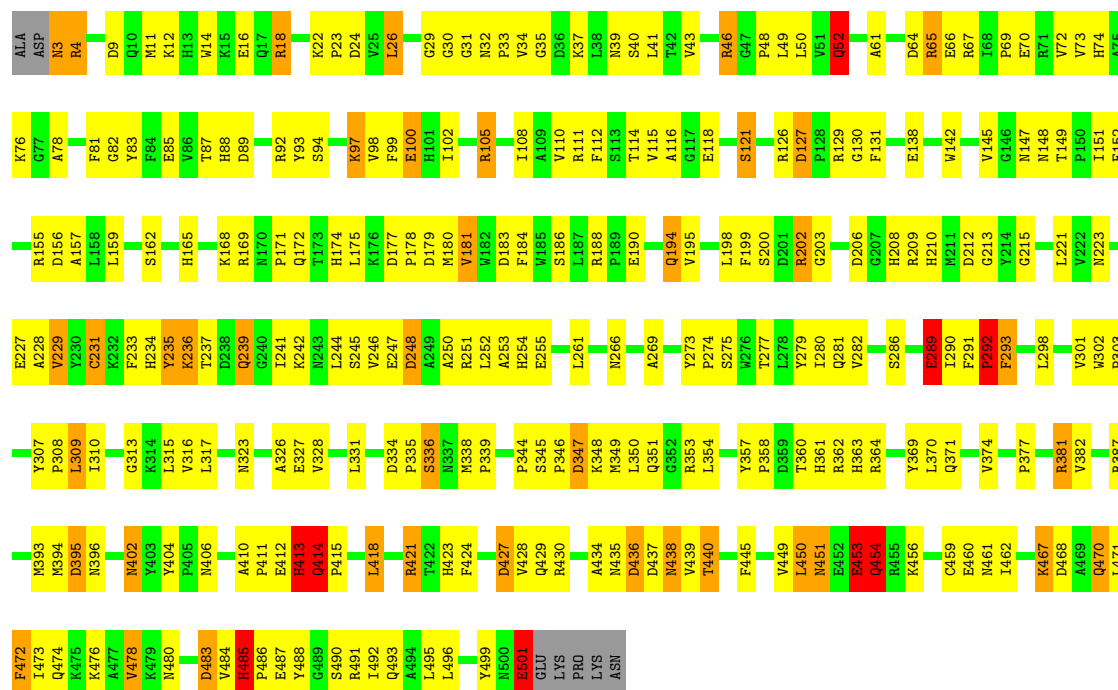
#### • Molecule 1: Catalase





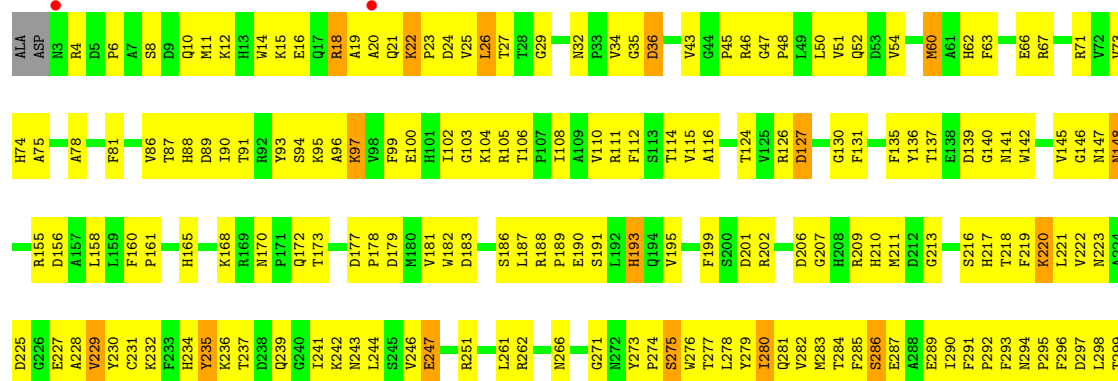
• Molecule 1: Catalase

Chain C: 46% 43% 8% ..



• Molecule 1: Catalase

Chain D: 41% 53% ..



[illegible]



## 4 Data and refinement statistics

Property	Value	Source
Space group	P 21 21 21	Depositor
Cell constants a, b, c, $\alpha$ , $\beta$ , $\gamma$	85.53Å 139.67Å 225.14Å 90.00° 90.00° 90.00°	Depositor
Resolution (Å)	40.00 – 2.80 48.76 – 2.79	Depositor EDS
% Data completeness (in resolution range)	89.9 (40.00-2.80) 89.3 (48.76-2.79)	Depositor EDS
$R_{merge}$	0.11	Depositor
$R_{sym}$	0.11	Depositor
$\langle I/\sigma(I) \rangle$ <sup>1</sup>	2.47 (at 2.77Å)	Xtriage
Refinement program	CNS 1.1	Depositor
R, $R_{free}$	0.200 , 0.249 0.199 , 0.248	Depositor DCC
$R_{free}$ test set	1822 reflections (3.11%)	DCC
Wilson B-factor (Å <sup>2</sup> )	29.9	Xtriage
Anisotropy	0.532	Xtriage
Bulk solvent $k_{sol}$ (e/Å <sup>3</sup> ), $B_{sol}$ (Å <sup>2</sup> )	0.31 , 51.1	EDS
L-test for twinning <sup>2</sup>	$\langle  L  \rangle = 0.48$ , $\langle L^2 \rangle = 0.31$	Xtriage
Estimated twinning fraction	No twinning to report.	Xtriage
$F_o, F_c$ correlation	0.92	EDS
Total number of atoms	17173	wwPDB-VP
Average B, all atoms (Å <sup>2</sup> )	31.0	wwPDB-VP

Xtriage's analysis on translational NCS is as follows: *The largest off-origin peak in the Patterson function is 2.85% of the height of the origin peak. No significant pseudotranslation is detected.*

<sup>1</sup>Intensities estimated from amplitudes.

<sup>2</sup>Theoretical values of  $\langle |L| \rangle$ ,  $\langle L^2 \rangle$  for acentric reflections are 0.5, 0.333 respectively for untwinned datasets, and 0.375, 0.2 for perfectly twinned datasets.

## 5 Model quality

### 5.1 Standard geometry

Bond lengths and bond angles in the following residue types are not validated in this section: HEM

The Z score for a bond length (or angle) is the number of standard deviations the observed value is removed from the expected value. A bond length (or angle) with  $|Z| > 5$  is considered an outlier worth inspection. RMSZ is the root-mean-square of all Z scores of the bond lengths (or angles).

Mol	Chain	Bond lengths		Bond angles	
		RMSZ	$\# Z  > 5$	RMSZ	$\# Z  > 5$
1	A	0.56	5/4137 (0.1%)	1.38	52/5619 (0.9%)
1	B	0.97	4/4137 (0.1%)	1.47	28/5619 (0.5%)
1	C	0.66	8/4137 (0.2%)	1.49	33/5619 (0.6%)
1	D	0.60	1/4137 (0.0%)	0.81	6/5619 (0.1%)
All	All	0.72	18/16548 (0.1%)	1.32	119/22476 (0.5%)

Chiral center outliers are detected by calculating the chiral volume of a chiral center and verifying if the center is modelled as a planar moiety or with the opposite hand. A planarity outlier is detected by checking planarity of atoms in a peptide group, atoms in a mainchain group or atoms of a sidechain that are expected to be planar.

Mol	Chain	#Chirality outliers	#Planarity outliers
1	A	1	1
1	B	0	2
1	C	2	2
All	All	3	5

All (18) bond length outliers are listed below:

Mol	Chain	Res	Type	Atoms	Z	Observed(Å)	Ideal(Å)
1	B	319	ARG	CD-NE	49.59	2.30	1.46
1	D	413	HIS	CA-CB	-20.44	1.08	1.53
1	C	202	ARG	NE-CZ	16.98	1.55	1.33
1	B	319	ARG	NE-CZ	16.07	1.53	1.33
1	C	414	GLN	CA-CB	-9.86	1.32	1.53
1	C	292	PRO	C-N	9.66	1.56	1.34
1	C	413	HIS	CB-CG	8.79	1.65	1.50
1	C	292	PRO	CA-C	-8.64	1.35	1.52
1	A	421	ARG	CD-NE	-8.52	1.31	1.46
1	B	374	VAL	CA-CB	7.16	1.69	1.54
1	A	229	VAL	CA-CB	-6.97	1.40	1.54

*Continued on next page...*

*Continued from previous page...*

Mol	Chain	Res	Type	Atoms	Z	Observed(Å)	Ideal(Å)
1	B	319	ARG	CA-CB	-6.46	1.39	1.53
1	A	176	LYS	CD-CE	6.43	1.67	1.51
1	C	485	HIS	ND1-CE1	-6.43	1.18	1.34
1	C	454	GLN	CB-CG	-5.67	1.37	1.52
1	A	304	HIS	CA-CB	-5.66	1.41	1.53
1	A	280	ILE	CA-CB	5.61	1.67	1.54
1	C	485	HIS	CD2-NE2	-5.19	1.26	1.38

All (119) bond angle outliers are listed below:

Mol	Chain	Res	Type	Atoms	Z	Observed(°)	Ideal(°)
1	C	202	ARG	NE-CZ-NH2	-52.90	93.85	120.30
1	B	319	ARG	NE-CZ-NH1	-46.73	96.93	120.30
1	C	202	ARG	NE-CZ-NH1	43.98	142.29	120.30
1	B	319	ARG	CG-CD-NE	-41.22	25.24	111.80
1	B	395	ASP	N-CA-CB	-31.45	53.99	110.60
1	B	126	ARG	CD-NE-CZ	29.40	164.76	123.60
1	D	413	HIS	CA-CB-CG	25.62	157.15	113.60
1	C	483	ASP	N-CA-CB	23.86	153.55	110.60
1	B	319	ARG	CB-CG-CD	-23.60	50.24	111.60
1	A	54	VAL	CA-CB-CG2	-22.29	77.47	110.90
1	A	229	VAL	CA-CB-CG2	21.75	143.52	110.90
1	A	421	ARG	CG-CD-NE	21.37	156.68	111.80
1	C	453	GLU	CB-CG-CD	20.09	168.45	114.20
1	A	49	LEU	CB-CG-CD2	19.99	144.98	111.00
1	A	418	LEU	N-CA-CB	19.67	149.74	110.40
1	A	395	ASP	CA-CB-CG	19.24	155.73	113.40
1	A	421	ARG	CB-CG-CD	19.19	161.50	111.60
1	C	292	PRO	O-C-N	-19.01	92.29	122.70
1	A	395	ASP	N-CA-CB	18.71	144.28	110.60
1	C	501	GLU	CB-CA-C	18.66	147.72	110.40
1	B	487	GLU	CA-CB-CG	18.42	153.93	113.40
1	A	456	LYS	CG-CD-CE	18.24	166.62	111.90
1	B	487	GLU	CB-CG-CD	17.61	161.76	114.20
1	B	319	ARG	CA-CB-CG	17.61	152.15	113.40
1	D	453	GLU	CB-CG-CD	17.43	161.27	114.20
1	C	453	GLU	N-CA-CB	17.32	141.78	110.60
1	C	414	GLN	CA-CB-CG	16.88	150.54	113.40
1	A	456	LYS	CB-CG-CD	16.65	154.89	111.60
1	C	453	GLU	CA-CB-CG	16.14	148.91	113.40
1	C	292	PRO	N-CA-C	16.01	153.73	112.10
1	C	52	GLN	CB-CG-CD	15.59	152.12	111.60

*Continued on next page...*

*Continued from previous page...*

Mol	Chain	Res	Type	Atoms	Z	Observed(°)	Ideal(°)
1	B	374	VAL	CB-CA-C	-15.48	81.98	111.40
1	A	402	ASN	CA-CB-CG	15.46	147.42	113.40
1	A	476	LYS	CD-CE-NZ	15.41	147.15	111.70
1	D	97	LYS	CG-CD-CE	15.31	157.84	111.90
1	B	429	GLN	CA-CB-CG	15.24	146.93	113.40
1	A	118	GLU	N-CA-CB	-15.18	83.28	110.60
1	B	32	ASN	CB-CG-OD1	14.98	151.56	121.60
1	C	454	GLN	CB-CG-CD	14.93	150.43	111.60
1	C	454	GLN	N-CA-CB	-14.89	83.79	110.60
1	B	32	ASN	CB-CG-ND2	-14.44	82.04	116.70
1	A	501	GLU	CB-CA-C	14.41	139.22	110.40
1	B	412	GLU	CB-CG-CD	14.16	152.43	114.20
1	A	381	ARG	CG-CD-NE	13.98	141.15	111.80
1	A	435	ASN	CB-CA-C	13.84	138.09	110.40
1	C	289	GLU	CG-CD-OE2	-13.74	90.81	118.30
1	A	97	LYS	CG-CD-CE	13.60	152.71	111.90
1	A	421	ARG	CD-NE-CZ	13.54	142.56	123.60
1	B	478	VAL	CA-CB-CG1	-13.27	91.00	110.90
1	C	292	PRO	CA-C-O	13.26	152.02	120.20
1	D	453	GLU	CA-CB-CG	13.19	142.42	113.40
1	B	412	GLU	N-CA-CB	13.05	134.09	110.60
1	C	292	PRO	CB-CA-C	-12.52	80.69	112.00
1	B	319	ARG	NE-CZ-NH2	12.49	126.55	120.30
1	A	500	ASN	N-CA-CB	-12.41	88.27	110.60
1	A	435	ASN	CA-CB-CG	12.37	140.61	113.40
1	C	414	GLN	CB-CA-C	11.91	134.22	110.40
1	A	284	THR	CA-CB-CG2	-11.84	95.82	112.40
1	C	395	ASP	CA-CB-CG	-11.82	87.40	113.40
1	A	304	HIS	N-CA-CB	-11.74	89.47	110.60
1	C	289	GLU	CB-CA-C	11.50	133.39	110.40
1	B	374	VAL	N-CA-CB	11.23	136.20	111.50
1	D	394	MET	CB-CG-SD	10.98	145.34	112.40
1	A	421	ARG	CA-CB-CG	10.85	137.27	113.40
1	A	202	ARG	CD-NE-CZ	10.79	138.70	123.60
1	A	476	LYS	CG-CD-CE	10.78	144.25	111.90
1	C	289	GLU	CA-CB-CG	10.77	137.09	113.40
1	C	483	ASP	CB-CA-C	-10.76	88.88	110.40
1	B	412	GLU	CA-CB-CG	10.76	137.07	113.40
1	B	395	ASP	CA-CB-CG	10.70	136.93	113.40
1	A	418	LEU	CB-CA-C	-10.57	90.12	110.20
1	A	453	GLU	CB-CG-CD	10.46	142.45	114.20
1	A	456	LYS	CA-CB-CG	10.23	135.90	113.40

*Continued on next page...*

*Continued from previous page...*

Mol	Chain	Res	Type	Atoms	Z	Observed(°)	Ideal(°)
1	A	176	LYS	CD-CE-NZ	-10.21	88.22	111.70
1	A	490	SER	CA-CB-OG	10.13	138.55	111.20
1	C	231	CYS	CA-CB-SG	-10.12	95.79	114.00
1	A	280	ILE	CB-CA-C	-10.05	91.51	111.60
1	B	478	VAL	CA-CB-CG2	10.00	125.91	110.90
1	A	243	ASN	CB-CA-C	-9.89	90.62	110.40
1	A	304	HIS	CB-CA-C	9.76	129.91	110.40
1	C	501	GLU	CB-CG-CD	9.57	140.05	114.20
1	A	37	LYS	CG-CD-CE	9.54	140.53	111.90
1	A	284	THR	CA-CB-OG1	9.52	129.00	109.00
1	B	478	VAL	CB-CA-C	9.48	129.41	111.40
1	B	277	THR	CB-CA-C	9.41	137.00	111.60
1	B	416	SER	N-CA-CB	-9.40	96.39	110.50
1	C	501	GLU	N-CA-CB	-9.35	93.76	110.60
1	A	304	HIS	CA-CB-CG	9.07	129.02	113.60
1	B	478	VAL	N-CA-CB	-8.68	92.40	111.50
1	C	454	GLN	CB-CA-C	-8.52	93.36	110.40
1	A	501	GLU	N-CA-CB	-8.23	95.78	110.60
1	C	414	GLN	N-CA-CB	-8.03	96.15	110.60
1	B	319	ARG	CB-CA-C	-7.79	94.82	110.40
1	A	500	ASN	CA-CB-CG	7.77	130.50	113.40
1	A	453	GLU	CA-CB-CG	7.61	130.15	113.40
1	C	309	LEU	CB-CG-CD1	7.60	123.92	111.00
1	B	374	VAL	CA-CB-CG1	-7.59	99.52	110.90
1	C	309	LEU	CB-CG-CD2	-7.53	98.19	111.00
1	A	284	THR	CB-CA-C	-7.48	91.41	111.60
1	A	49	LEU	CB-CG-CD1	-7.47	98.30	111.00
1	C	478	VAL	CB-CA-C	7.33	125.32	111.40
1	B	374	VAL	CA-CB-CG2	-7.25	100.02	110.90
1	A	435	ASN	N-CA-CB	-7.16	97.71	110.60
1	A	280	ILE	CA-CB-CG1	7.15	124.58	111.00
1	A	280	ILE	CA-CB-CG2	-7.13	96.64	110.90
1	A	395	ASP	CB-CA-C	-6.79	96.81	110.40
1	C	292	PRO	C-N-CA	6.71	138.47	121.70
1	C	202	ARG	CD-NE-CZ	6.25	132.35	123.60
1	A	176	LYS	CG-CD-CE	6.19	130.46	111.90
1	A	342	ILE	CB-CA-C	-5.95	99.70	111.60
1	B	319	ARG	N-CA-CB	5.94	121.29	110.60
1	C	413	HIS	CB-CG-ND1	-5.62	109.14	123.20
1	A	229	VAL	CB-CA-C	-5.61	100.74	111.40
1	A	37	LYS	CD-CE-NZ	-5.54	98.96	111.70
1	A	54	VAL	CB-CA-C	5.47	121.80	111.40

*Continued on next page...*

*Continued from previous page...*

Mol	Chain	Res	Type	Atoms	Z	Observed(°)	Ideal(°)
1	A	342	ILE	N-CA-CB	5.47	123.39	110.80
1	A	500	ASN	CB-CA-C	5.46	121.33	110.40
1	D	20	ALA	N-CA-CB	-5.41	102.52	110.10
1	C	236	LYS	CG-CD-CE	5.21	127.52	111.90

All (3) chirality outliers are listed below:

Mol	Chain	Res	Type	Atom
1	A	395	ASP	CA
1	C	453	GLU	CA
1	C	501	GLU	CA

All (5) planarity outliers are listed below:

Mol	Chain	Res	Type	Group
1	A	421	ARG	Sidechain
1	B	126	ARG	Sidechain
1	B	319	ARG	Sidechain
1	C	289	GLU	Sidechain
1	C	292	PRO	Peptide

## 5.2 Too-close contacts

In the following table, the Non-H and H(model) columns list the number of non-hydrogen atoms and hydrogen atoms in the chain respectively. The H(added) column lists the number of hydrogen atoms added and optimized by MolProbity. The Clashes column lists the number of clashes within the asymmetric unit, whereas Symm-Clashes lists symmetry related clashes.

Mol	Chain	Non-H	H(model)	H(added)	Clashes	Symm-Clashes
1	A	4017	0	3840	292	0
1	B	4017	0	3840	394	0
1	C	4017	0	3839	323	2
1	D	4017	0	3839	315	0
2	A	43	0	30	36	0
2	B	43	0	30	28	0
2	C	43	0	30	18	0
2	D	43	0	30	29	0
3	A	229	0	0	22	0
3	B	236	0	0	28	2
3	C	236	0	0	21	2
3	D	232	0	0	18	0

*Continued on next page...*

*Continued from previous page...*

Mol	Chain	Non-H	H(model)	H(added)	Clashes	Symm-Clashes
All	All	17173	0	15478	1161	3

The all-atom clashscore is defined as the number of clashes found per 1000 atoms (including hydrogen atoms). The all-atom clashscore for this structure is 37.

All (1161) close contacts within the same asymmetric unit are listed below, sorted by their clash magnitude.

Atom-1	Atom-2	Interatomic distance (Å)	Clash overlap (Å)
1:A:421:ARG:HD2	1:B:429:GLN:CG	1.19	1.58
1:B:353:ARG:HG3	2:B:2001:HEM:CBB	1.34	1.57
1:D:147:ASN:ND2	2:D:2003:HEM:CAC	1.74	1.50
1:B:353:ARG:CG	2:B:2001:HEM:HBB2	1.02	1.49
1:D:147:ASN:ND2	2:D:2003:HEM:HAC	1.27	1.44
1:A:421:ARG:CD	1:B:429:GLN:HG2	1.47	1.41
1:A:421:ARG:CG	1:B:429:GLN:HG3	1.59	1.31
1:B:147:ASN:ND2	2:B:2001:HEM:HAC	1.45	1.31
1:A:421:ARG:HD3	3:A:2187:HOH:O	1.28	1.29
1:A:395:ASP:OD1	1:C:327:GLU:OE2	1.54	1.26
1:B:353:ARG:CG	2:B:2001:HEM:CBB	1.95	1.25
1:A:421:ARG:CD	1:B:429:GLN:CG	2.09	1.22
1:A:160:PHE:CD1	2:A:2000:HEM:HAB	1.76	1.20
1:A:421:ARG:NH2	3:A:2157:HOH:O	1.72	1.19
1:D:147:ASN:CG	2:D:2003:HEM:HAC	1.61	1.19
1:A:421:ARG:CZ	3:A:2157:HOH:O	1.92	1.14
1:A:501:GLU:OE1	1:A:501:GLU:CA	1.94	1.13
1:B:485:HIS:HE1	1:B:487:GLU:HG3	1.05	1.12
1:A:37:LYS:HE2	1:A:59:GLU:OE2	1.45	1.12
1:B:485:HIS:CE1	1:B:487:GLU:HG3	1.85	1.11
1:D:147:ASN:ND2	2:D:2003:HEM:C3C	2.18	1.11
1:A:74:HIS:HD2	2:A:2000:HEM:C4D	1.70	1.10
1:A:421:ARG:HG3	1:B:429:GLN:HG3	1.18	1.09
1:C:421:ARG:NH1	3:C:2184:HOH:O	1.89	1.06
1:B:360:THR:HG21	3:B:2010:HOH:O	1.54	1.05
1:A:74:HIS:CD2	2:A:2000:HEM:C4D	2.46	1.04
1:A:421:ARG:NE	3:A:2157:HOH:O	1.88	1.03
1:B:147:ASN:ND2	2:B:2001:HEM:CAC	2.20	1.03
1:B:19:ALA:HB3	1:B:21:GLN:HE21	1.23	1.02
1:D:223:ASN:HD21	1:D:227:GLU:HB3	1.19	1.01
1:B:353:ARG:HG2	2:B:2001:HEM:HBB2	1.36	1.01
1:B:147:ASN:CG	2:B:2001:HEM:HAC	1.83	0.99
1:B:254:HIS:HB3	1:C:254:HIS:HB3	1.46	0.97

*Continued on next page...*

*Continued from previous page...*

Atom-1	Atom-2	Interatomic distance (Å)	Clash overlap (Å)
1:B:360:THR:CG2	3:B:2010:HOH:O	2.09	0.97
1:C:151:ILE:HG13	1:C:194:GLN:HG2	1.46	0.96
1:A:72:VAL:CG1	2:A:2000:HEM:HMA1	1.95	0.96
1:A:72:VAL:HG12	2:A:2000:HEM:HMA1	1.47	0.96
1:D:111:ARG:HD3	2:D:2003:HEM:O1D	1.64	0.96
1:D:189:PRO:HG3	1:D:480:ASN:ND2	1.79	0.96
1:A:501:GLU:HA	1:A:501:GLU:OE1	1.62	0.96
1:B:353:ARG:CD	2:B:2001:HEM:HBB2	1.96	0.96
1:A:421:ARG:HG2	1:B:429:GLN:HG3	1.48	0.95
1:C:190:GLU:HA	1:C:438:ASN:HB3	1.44	0.95
1:D:126:ARG:HE	1:D:199:PHE:HA	1.31	0.95
1:C:402:ASN:HD22	1:C:402:ASN:H	0.97	0.95
1:D:406:ASN:HD21	1:D:410:ALA:HB3	1.30	0.95
1:C:22:LYS:HE2	3:C:2077:HOH:O	1.67	0.95
1:B:71:ARG:HH11	1:B:71:ARG:HG3	1.31	0.94
1:A:421:ARG:HG3	1:B:429:GLN:CG	1.96	0.94
1:B:261:LEU:HD23	1:C:175:LEU:HD23	1.49	0.93
1:D:111:ARG:CD	2:D:2003:HEM:O1D	2.17	0.93
1:B:353:ARG:HG2	2:B:2001:HEM:C3B	2.04	0.92
1:D:357:TYR:CZ	2:D:2003:HEM:NA	2.38	0.91
1:B:62:HIS:HE1	1:D:368:ASN:HD21	1.12	0.91
1:A:74:HIS:CD2	2:A:2000:HEM:C3D	2.58	0.91
1:A:37:LYS:HE2	1:A:59:GLU:CD	1.91	0.90
1:D:444:THR:HG21	3:D:2174:HOH:O	1.70	0.90
1:B:238:ASP:OD1	1:B:277:THR:CG2	2.20	0.90
1:D:147:ASN:HD22	2:D:2003:HEM:CAC	1.74	0.90
1:A:296:PHE:CD1	1:A:346:PRO:HD2	2.07	0.89
1:B:125:VAL:HG23	3:B:2098:HOH:O	1.72	0.89
1:A:160:PHE:CD1	2:A:2000:HEM:CAB	2.56	0.89
1:B:353:ARG:HG2	2:B:2001:HEM:CBB	1.96	0.88
1:B:78:ALA:HB2	1:B:261:LEU:HD12	1.55	0.87
1:D:220:LYS:HE2	3:D:2168:HOH:O	1.75	0.86
1:B:112:PHE:HA	1:B:130:GLY:O	1.75	0.86
1:C:406:ASN:HD21	1:C:410:ALA:HB3	1.41	0.85
1:A:460:GLU:OE2	3:A:2222:HOH:O	1.95	0.85
1:B:444:THR:HG22	3:B:2211:HOH:O	1.75	0.85
1:C:402:ASN:HD22	1:C:402:ASN:N	1.75	0.85
1:C:353:ARG:HG3	2:C:2002:HEM:HBB2	1.57	0.84
1:A:487:GLU:O	1:A:491:ARG:HG3	1.77	0.84
1:C:24:ASP:OD2	3:C:2083:HOH:O	1.94	0.84
1:A:421:ARG:CD	1:B:429:GLN:HG3	1.94	0.84

*Continued on next page...*



*Continued from previous page...*

Atom-1	Atom-2	Interatomic distance (Å)	Clash overlap (Å)
1:B:202:ARG:HG2	1:B:202:ARG:HH11	1.43	0.84
1:C:281:GLN:HG2	1:C:309:LEU:HD12	1.60	0.83
1:B:208:HIS:O	1:B:211:MET:HG2	1.79	0.82
1:D:357:TYR:CZ	2:D:2003:HEM:C4A	2.67	0.82
1:B:39:ASN:OD1	3:B:2082:HOH:O	1.97	0.82
1:B:393:MET:CE	1:D:372:ILE:HA	2.10	0.82
1:A:145:VAL:O	2:A:2000:HEM:HBC2	1.79	0.82
1:B:406:ASN:HD21	1:B:410:ALA:HB3	1.44	0.82
1:D:363:HIS:HD2	3:D:2105:HOH:O	1.62	0.81
1:A:351:GLN:HE22	1:C:52:GLN:HE21	1.27	0.81
1:C:12:LYS:O	1:C:16:GLU:HG3	1.80	0.81
1:B:62:HIS:HE1	1:D:368:ASN:ND2	1.78	0.81
1:B:444:THR:O	1:B:448:LYS:HB3	1.79	0.81
1:B:73:VAL:HG11	1:B:164:ILE:HD12	1.61	0.81
1:C:474:GLN:HE22	1:C:496:LEU:HD12	1.45	0.81
1:C:402:ASN:H	1:C:402:ASN:ND2	1.79	0.81
1:B:124:THR:HG21	1:B:252:LEU:HB3	1.62	0.81
1:A:421:ARG:NE	1:B:429:GLN:HG2	1.96	0.80
1:D:191:SER:O	1:D:195:VAL:HG23	1.82	0.80
1:B:413:HIS:CD2	3:B:2213:HOH:O	2.34	0.80
1:D:279:TYR:HB2	1:D:309:LEU:HD23	1.64	0.80
1:D:223:ASN:ND2	1:D:227:GLU:HB3	1.97	0.79
1:A:97:LYS:NZ	3:A:2053:HOH:O	2.14	0.79
1:A:43:VAL:HG13	1:A:48:PRO:HD2	1.65	0.79
1:A:49:LEU:HD13	1:B:51:VAL:HG11	1.65	0.79
1:A:35:GLY:HA2	1:C:414:GLN:O	1.82	0.78
1:D:334:ASP:HB3	1:D:358:PRO:HG3	1.64	0.78
1:C:451:ASN:OD1	1:C:454:GLN:HG3	1.83	0.78
1:D:291:PHE:HE1	1:D:293:PHE:HB2	1.46	0.78
1:C:281:GLN:CG	1:C:309:LEU:HD12	2.14	0.78
1:D:189:PRO:HG3	1:D:480:ASN:HD22	1.44	0.78
1:B:62:HIS:CE1	1:D:368:ASN:HD21	2.01	0.77
1:A:414:GLN:O	1:C:35:GLY:HA2	1.84	0.77
1:B:406:ASN:ND2	1:B:410:ALA:HB3	1.99	0.77
1:B:357:TYR:CE1	2:B:2001:HEM:C1B	2.73	0.77
1:D:177:ASP:O	1:D:181:VAL:HG23	1.84	0.77
1:D:178:PRO:HD2	3:D:2085:HOH:O	1.83	0.77
1:B:182:TRP:HE1	1:B:465:HIS:HD1	0.79	0.77
1:A:351:GLN:HE22	1:C:52:GLN:NE2	1.83	0.77
1:D:189:PRO:HB2	1:D:438:ASN:HD22	1.48	0.77
1:A:160:PHE:CG	2:A:2000:HEM:HAB	2.20	0.76

*Continued on next page...*

*Continued from previous page...*

Atom-1	Atom-2	Interatomic distance (Å)	Clash overlap (Å)
1:A:296:PHE:CE1	1:A:346:PRO:HD2	2.20	0.76
1:C:347:ASP:HB3	1:C:350:LEU:HB3	1.68	0.76
1:C:251:ARG:HG3	1:C:252:LEU:N	1.99	0.75
1:C:50:LEU:HD22	1:D:48:PRO:HB2	1.66	0.75
1:A:37:LYS:CE	1:A:59:GLU:OE2	2.29	0.75
1:A:155:ARG:HH21	1:A:190:GLU:HB3	1.52	0.75
1:C:436:ASP:O	1:C:437:ASP:HB3	1.86	0.75
1:B:393:MET:HE3	1:D:372:ILE:HA	1.69	0.74
1:D:357:TYR:CE2	2:D:2003:HEM:NA	2.53	0.74
1:A:421:ARG:CG	1:B:429:GLN:CG	2.37	0.74
1:C:381:ARG:HB2	1:C:381:ARG:HH11	1.52	0.74
1:B:439:VAL:HG23	1:B:440:THR:H	1.53	0.73
1:B:382:VAL:O	1:B:382:VAL:HG13	1.87	0.73
1:B:238:ASP:OD1	1:B:277:THR:HG23	1.87	0.73
1:D:94:SER:HB2	1:D:221:LEU:HD22	1.70	0.73
1:A:74:HIS:N	3:A:2099:HOH:O	2.22	0.73
1:B:36:ASP:HB2	1:D:418:LEU:HD21	1.68	0.73
1:B:12:LYS:O	1:B:16:GLU:HG3	1.87	0.73
1:B:413:HIS:CE1	1:B:415:PRO:HD3	2.23	0.73
1:A:97:LYS:HE3	3:A:2118:HOH:O	1.89	0.73
1:B:148:ASN:HB3	1:B:211:MET:HE2	1.70	0.72
1:D:142:TRP:HA	1:D:337:ASN:O	1.89	0.72
1:B:223:ASN:HD21	1:B:227:GLU:HB2	1.54	0.72
1:C:223:ASN:HD21	1:C:227:GLU:HB2	1.54	0.72
1:D:190:GLU:HA	1:D:438:ASN:HB3	1.72	0.72
1:A:395:ASP:CG	1:C:327:GLU:OE2	2.27	0.72
1:A:73:VAL:HA	3:A:2099:HOH:O	1.89	0.72
1:B:294:ASN:ND2	1:C:46:ARG:HD2	2.05	0.72
1:D:207:GLY:HA3	3:D:2052:HOH:O	1.90	0.72
1:A:115:VAL:O	3:A:2099:HOH:O	2.07	0.72
1:B:485:HIS:HE1	1:B:487:GLU:CG	1.93	0.72
1:C:82:GLY:HA3	1:C:316:VAL:O	1.90	0.72
1:C:421:ARG:HE	1:D:429:GLN:NE2	1.87	0.72
1:C:353:ARG:NH2	2:C:2002:HEM:C4C	2.57	0.72
1:A:450:LEU:HA	1:A:454:GLN:NE2	2.05	0.71
1:D:357:TYR:CE1	2:D:2003:HEM:C1B	2.78	0.71
1:A:422:THR:O	1:B:428:VAL:HG22	1.90	0.71
1:B:19:ALA:CB	1:B:21:GLN:HE21	2.01	0.71
1:A:151:ILE:HG13	1:A:194:GLN:HG2	1.73	0.71
1:B:87:THR:HG23	1:B:313:GLY:HA2	1.73	0.71
1:D:291:PHE:CE1	1:D:293:PHE:HB2	2.24	0.71

*Continued on next page...*

*Continued from previous page...*

Atom-1	Atom-2	Interatomic distance (Å)	Clash overlap (Å)
1:B:334:ASP:OD2	3:B:2216:HOH:O	2.08	0.71
1:A:74:HIS:O	1:A:111:ARG:NH2	2.24	0.71
1:D:406:ASN:ND2	1:D:410:ALA:HB3	2.04	0.71
1:D:347:ASP:HB3	1:D:350:LEU:HB3	1.73	0.71
1:C:336:SER:HB2	3:C:2168:HOH:O	1.90	0.70
1:B:124:THR:HG21	1:B:252:LEU:CB	2.21	0.70
1:D:234:HIS:O	1:D:278:LEU:HD12	1.91	0.70
1:A:160:PHE:CE2	2:A:2000:HEM:C2B	2.79	0.70
1:C:213:GLY:HA3	1:C:235:TYR:CE2	2.26	0.70
1:C:474:GLN:NE2	1:C:496:LEU:HD12	2.06	0.70
1:B:498:LYS:HD3	1:B:499:TYR:N	2.06	0.70
1:C:126:ARG:HD2	1:C:198:LEU:HG	1.72	0.70
1:D:90:ILE:HG21	1:D:312:VAL:HG22	1.72	0.70
1:A:106:THR:HG21	1:A:137:THR:HG22	1.73	0.70
1:B:25:VAL:O	1:B:27:THR:HG23	1.90	0.70
1:D:236:LYS:HE3	3:D:2064:HOH:O	1.90	0.70
1:C:413:HIS:C	1:C:413:HIS:ND1	2.44	0.70
1:B:183:ASP:O	1:B:187:LEU:HG	1.92	0.69
1:B:415:PRO:O	1:B:418:LEU:HD12	1.92	0.69
1:B:321:PRO:O	1:C:172:GLN:HG3	1.92	0.69
1:D:357:TYR:CE2	2:D:2003:HEM:C1A	2.80	0.69
1:B:5:ASP:OD2	1:B:7:ALA:HB3	1.92	0.69
1:C:177:ASP:O	1:C:181:VAL:HG23	1.91	0.69
1:D:218:THR:O	1:D:345:SER:HB3	1.92	0.69
1:B:454:GLN:HA	1:B:457:ARG:NH1	2.08	0.69
1:A:202:ARG:HG3	3:A:2077:HOH:O	1.91	0.69
1:B:353:ARG:HG2	2:B:2001:HEM:CAB	2.23	0.68
1:D:427:ASP:HB2	1:D:429:GLN:HE21	1.59	0.68
1:A:501:GLU:N	1:A:501:GLU:OE1	2.26	0.68
1:B:101:HIS:HA	3:B:2074:HOH:O	1.92	0.68
1:C:155:ARG:HH22	1:C:438:ASN:ND2	1.90	0.68
1:C:206:ASP:OD1	1:C:244:LEU:HD21	1.94	0.68
1:B:379:ARG:HD3	3:B:2180:HOH:O	1.94	0.68
1:D:291:PHE:HD1	1:D:293:PHE:H	1.40	0.68
1:C:451:ASN:O	1:C:454:GLN:HB2	1.94	0.68
1:B:23:PRO:HG3	1:D:412:GLU:OE1	1.94	0.68
1:A:160:PHE:CE2	2:A:2000:HEM:C1B	2.82	0.68
1:A:98:VAL:HB	1:A:137:THR:HG21	1.76	0.68
1:B:349:MET:O	2:B:2001:HEM:HBB1	1.94	0.68
1:A:72:VAL:HG11	2:A:2000:HEM:HMA1	1.76	0.67
1:A:235:TYR:HA	1:A:277:THR:O	1.94	0.67

*Continued on next page...*

*Continued from previous page...*

Atom-1	Atom-2	Interatomic distance (Å)	Clash overlap (Å)
1:C:43:VAL:HG21	1:D:43:VAL:HG21	1.75	0.67
1:B:387:ARG:O	1:D:66:GLU:HG2	1.95	0.67
1:B:129:ARG:HB2	1:B:211:MET:HE1	1.76	0.67
1:C:492:ILE:HG22	1:C:496:LEU:CD2	2.24	0.67
1:C:460:GLU:HA	1:C:495:LEU:HD13	1.75	0.67
1:B:428:VAL:O	1:B:428:VAL:HG23	1.95	0.67
1:A:43:VAL:O	1:A:47:GLY:HA3	1.94	0.67
1:B:413:HIS:ND1	1:B:415:PRO:HD3	2.09	0.67
1:D:202:ARG:NH1	1:D:241:ILE:HG21	2.10	0.67
1:C:252:LEU:HA	1:C:255:GLU:HB2	1.77	0.66
1:C:179:ASP:O	1:C:183:ASP:HB2	1.94	0.66
1:A:160:PHE:CD2	2:A:2000:HEM:CMB	2.79	0.66
1:D:43:VAL:HG13	1:D:48:PRO:HD2	1.76	0.66
1:C:328:VAL:O	1:C:331:LEU:HB2	1.94	0.66
1:A:450:LEU:HA	1:A:454:GLN:HE22	1.60	0.66
1:B:95:LYS:HG3	1:B:222:VAL:O	1.96	0.65
1:B:467:LYS:HD3	1:B:499:TYR:CD1	2.31	0.65
1:C:291:PHE:CD1	1:C:292:PRO:HD2	2.30	0.65
1:D:235:TYR:HA	1:D:277:THR:O	1.96	0.65
1:A:351:GLN:NE2	1:C:52:GLN:HE21	1.93	0.65
1:C:239:GLN:HE22	1:C:275:SER:H	1.44	0.65
1:B:43:VAL:O	1:B:47:GLY:HA3	1.97	0.65
1:B:444:THR:HG23	3:B:2187:HOH:O	1.96	0.65
1:D:146:GLY:HA2	2:D:2003:HEM:CBC	2.26	0.65
1:B:97:LYS:HD3	1:B:138:GLU:HB2	1.78	0.65
1:A:44:GLY:N	3:A:2009:HOH:O	2.22	0.64
1:B:336:SER:HB2	1:D:54:VAL:HG11	1.79	0.64
1:B:52:GLN:HB2	3:D:2011:HOH:O	1.97	0.64
1:D:218:THR:OG1	1:D:232:LYS:HE3	1.97	0.64
1:B:439:VAL:HG23	1:B:440:THR:N	2.11	0.64
1:A:188:ARG:HB3	1:A:190:GLU:OE2	1.97	0.64
3:B:2113:HOH:O	1:C:424:PHE:HE1	1.80	0.64
1:A:231:CYS:SG	1:A:232:LYS:N	2.70	0.64
1:A:43:VAL:CG1	1:A:48:PRO:HD2	2.27	0.64
1:B:202:ARG:HG2	1:B:202:ARG:NH1	2.06	0.64
1:A:223:ASN:ND2	1:A:227:GLU:HB2	2.13	0.64
1:A:94:SER:HB2	1:A:221:LEU:HD22	1.80	0.64
1:D:223:ASN:HD21	1:D:227:GLU:CB	2.04	0.64
1:B:12:LYS:HD3	1:C:470:GLN:OE1	1.97	0.64
1:A:412:GLU:OE2	1:C:23:PRO:HG3	1.98	0.64
1:C:485:HIS:C	1:C:485:HIS:CD2	2.71	0.64

*Continued on next page...*

*Continued from previous page...*

Atom-1	Atom-2	Interatomic distance (Å)	Clash overlap (Å)
1:A:223:ASN:HD21	1:A:227:GLU:HB2	1.63	0.64
1:A:464:GLY:O	1:A:467:LYS:HG2	1.97	0.64
1:C:406:ASN:ND2	1:C:410:ALA:HB3	2.12	0.64
1:A:72:VAL:CG1	2:A:2000:HEM:CMA	2.72	0.63
1:B:163:PHE:HB2	1:B:184:PHE:CE2	2.32	0.63
1:C:147:ASN:ND2	2:C:2002:HEM:HAC	2.13	0.63
1:D:271:GLY:HA2	1:D:273:TYR:CE1	2.34	0.63
1:D:443:ARG:HG3	1:D:484:VAL:O	1.98	0.63
1:B:278:LEU:O	1:B:312:VAL:HG13	1.99	0.63
1:C:61:ALA:O	1:C:65:ARG:HG3	1.98	0.63
1:B:485:HIS:O	1:B:488:TYR:HB3	1.98	0.63
1:D:464:GLY:O	1:D:467:LYS:HE3	1.97	0.63
1:A:160:PHE:CZ	2:A:2000:HEM:C1B	2.87	0.63
1:A:232:LYS:HB2	1:A:281:GLN:HB2	1.81	0.63
1:B:303:PRO:HG3	3:B:2171:HOH:O	1.97	0.63
1:A:160:PHE:CE1	2:A:2000:HEM:C3B	2.86	0.63
1:C:165:HIS:HB3	1:D:402:ASN:OD1	1.99	0.63
1:A:160:PHE:HB3	1:A:161:PRO:HD3	1.80	0.63
1:A:74:HIS:HD2	2:A:2000:HEM:CHA	2.10	0.63
1:B:71:ARG:HG3	1:B:71:ARG:NH1	2.06	0.63
1:C:353:ARG:CG	2:C:2002:HEM:HBB2	2.29	0.63
1:B:43:VAL:CG1	1:B:48:PRO:HD2	2.29	0.62
1:A:406:ASN:HD21	1:A:410:ALA:HB3	1.64	0.62
1:A:412:GLU:CD	1:C:23:PRO:HG3	2.19	0.62
1:B:294:ASN:HD21	1:C:46:ARG:HD2	1.62	0.62
1:D:281:GLN:O	1:D:302:TRP:HZ3	1.82	0.62
1:B:261:LEU:HD23	1:C:175:LEU:CD2	2.26	0.62
1:A:97:LYS:HE2	1:A:138:GLU:HB3	1.80	0.62
1:D:26:LEU:HB3	1:D:34:VAL:HG22	1.81	0.62
1:D:279:TYR:CB	1:D:309:LEU:HD23	2.29	0.62
1:A:168:LYS:HE3	1:D:67:ARG:HH21	1.64	0.62
1:C:126:ARG:HH11	1:C:126:ARG:HG2	1.63	0.62
1:A:412:GLU:CD	1:C:23:PRO:CG	2.67	0.62
1:A:50:LEU:HD12	1:B:49:LEU:O	1.99	0.62
1:C:251:ARG:HG3	1:C:252:LEU:H	1.64	0.62
1:B:101:HIS:HB2	3:B:2073:HOH:O	1.99	0.62
1:B:98:VAL:HG23	1:B:106:THR:OG1	2.00	0.62
1:D:209:ARG:HG2	1:D:274:PRO:HB3	1.82	0.62
1:B:34:VAL:HG11	1:B:37:LYS:HB3	1.82	0.62
1:B:37:LYS:HG3	1:B:37:LYS:O	1.99	0.62
1:D:90:ILE:HD11	1:D:99:PHE:CG	2.35	0.61

*Continued on next page...*

*Continued from previous page...*

Atom-1	Atom-2	Interatomic distance (Å)	Clash overlap (Å)
1:A:326:ALA:HB2	1:C:396:ASN:HB2	1.82	0.61
1:C:394:MET:HG3	3:C:2061:HOH:O	2.00	0.61
1:D:187:LEU:O	1:D:188:ARG:HD2	2.00	0.61
1:B:250:ALA:O	1:B:253:ALA:HB3	2.00	0.61
1:B:256:ASP:OD2	1:B:259:TYR:HA	2.01	0.61
1:B:402:ASN:H	1:B:402:ASN:HD22	1.49	0.61
1:D:280:ILE:HD11	1:D:310:ILE:HB	1.82	0.61
1:B:239:GLN:NE2	1:B:275:SER:H	1.99	0.61
1:C:327:GLU:HA	1:C:374:VAL:HG11	1.83	0.61
1:A:14:TRP:O	1:A:17:GLN:HB3	2.00	0.61
1:B:239:GLN:HE22	1:B:275:SER:H	1.49	0.61
1:B:401:PRO:HB2	1:B:410:ALA:HB2	1.81	0.61
1:D:426:GLY:O	3:D:2209:HOH:O	2.16	0.61
1:B:205:PRO:HG3	1:B:211:MET:CE	2.31	0.61
1:D:221:LEU:HB2	1:D:229:VAL:HG23	1.82	0.61
1:B:479:LYS:HE2	1:B:483:ASP:OD2	2.00	0.61
1:B:41:LEU:O	1:B:49:LEU:HD23	2.01	0.61
1:C:236:LYS:HG3	1:C:279:TYR:HE2	1.66	0.61
1:A:37:LYS:NZ	1:A:59:GLU:OE1	2.34	0.60
1:A:412:GLU:OE1	1:C:23:PRO:HG2	2.01	0.60
1:B:64:ASP:HB3	1:C:360:THR:HB	1.82	0.60
1:D:112:PHE:HA	1:D:130:GLY:O	2.00	0.60
1:D:193:HIS:HA	1:D:442:VAL:HG22	1.83	0.60
1:D:126:ARG:NE	1:D:199:PHE:HA	2.11	0.60
1:A:160:PHE:CD2	2:A:2000:HEM:C2B	2.89	0.60
1:D:331:LEU:HD13	1:D:333:PHE:CZ	2.37	0.60
1:B:453:GLU:HB2	3:B:2192:HOH:O	2.02	0.60
1:C:171:PRO:HG3	1:D:402:ASN:HD22	1.66	0.60
1:C:492:ILE:HG22	1:C:496:LEU:HD21	1.82	0.60
1:C:413:HIS:CD2	3:C:2074:HOH:O	2.54	0.60
1:A:72:VAL:HG13	1:A:73:VAL:HG13	1.82	0.60
1:B:456:LYS:O	1:B:460:GLU:HG3	2.02	0.60
1:B:62:HIS:CE1	1:D:368:ASN:ND2	2.65	0.60
1:C:451:ASN:C	1:C:451:ASN:OD1	2.40	0.60
1:D:111:ARG:CG	2:D:2003:HEM:O1D	2.49	0.60
1:B:148:ASN:CB	1:B:211:MET:HE2	2.32	0.60
1:A:146:GLY:HA2	2:A:2000:HEM:CBC	2.31	0.59
1:B:382:VAL:O	1:B:382:VAL:CG1	2.50	0.59
1:D:111:ARG:HD3	2:D:2003:HEM:CGD	2.31	0.59
1:C:404:TYR:HE2	3:C:2074:HOH:O	1.83	0.59
1:B:331:LEU:HD13	1:B:333:PHE:CE2	2.37	0.59

*Continued on next page...*

*Continued from previous page...*

Atom-1	Atom-2	Interatomic distance (Å)	Clash overlap (Å)
1:B:213:GLY:HA3	1:B:235:TYR:CE2	2.38	0.59
1:D:146:GLY:HA2	2:D:2003:HEM:HBC1	1.84	0.59
1:D:170:ASN:HD22	1:D:173:THR:H	1.49	0.59
1:B:47:GLY:HA2	1:C:424:PHE:CE1	2.38	0.59
1:D:426:GLY:N	3:D:2209:HOH:O	2.35	0.59
1:C:357:TYR:CZ	2:C:2002:HEM:NA	2.69	0.59
1:D:43:VAL:CG1	1:D:48:PRO:HD2	2.32	0.59
1:B:231:CYS:HA	1:B:281:GLN:O	2.03	0.59
1:B:72:VAL:HG23	3:B:2010:HOH:O	2.03	0.59
1:C:377:PRO:HG2	1:C:382:VAL:CG2	2.32	0.59
1:C:3:ASN:C	1:C:4:ARG:HG3	2.22	0.59
1:A:160:PHE:CE1	2:A:2000:HEM:C4B	2.91	0.59
1:B:384:ASN:HB2	3:B:2118:HOH:O	2.03	0.59
1:D:294:ASN:HB3	1:D:297:ASP:HB2	1.85	0.59
1:C:250:ALA:O	1:C:253:ALA:HB3	2.03	0.58
1:C:94:SER:HB2	1:C:221:LEU:HD22	1.84	0.58
1:D:347:ASP:OD1	1:D:349:MET:HB2	2.03	0.58
1:C:145:VAL:HG12	1:C:353:ARG:HH22	1.68	0.58
1:C:247:GLU:HG3	1:C:248:ASP:N	2.17	0.58
1:D:387:ARG:HH11	1:D:387:ARG:HG2	1.68	0.58
1:A:332:ALA:HB1	1:A:361:HIS:CE1	2.37	0.58
1:B:69:PRO:HD3	1:C:69:PRO:HG3	1.85	0.58
1:B:353:ARG:CD	2:B:2001:HEM:CBB	2.66	0.58
1:B:439:VAL:O	1:B:442:VAL:HB	2.03	0.58
1:D:280:ILE:CD1	1:D:310:ILE:HB	2.34	0.58
1:A:296:PHE:CG	1:A:346:PRO:HD2	2.39	0.58
1:B:273:TYR:HB3	1:B:317:LEU:O	2.03	0.58
1:C:155:ARG:NH2	1:C:438:ASN:ND2	2.51	0.58
1:C:485:HIS:CD2	1:C:487:GLU:H	2.22	0.58
1:D:189:PRO:HG3	1:D:480:ASN:HD21	1.66	0.58
1:B:349:MET:O	2:B:2001:HEM:CBB	2.51	0.58
1:B:232:LYS:O	1:B:280:ILE:HA	2.03	0.58
1:B:43:VAL:HG13	1:B:48:PRO:HD2	1.84	0.58
1:A:281:GLN:HG3	1:A:309:LEU:HD13	1.84	0.58
1:C:418:LEU:HD11	3:D:2091:HOH:O	2.03	0.58
1:A:351:GLN:NE2	1:C:52:GLN:NE2	2.50	0.58
1:A:37:LYS:O	1:D:158:LEU:HD13	2.04	0.58
1:C:168:LYS:HD3	3:C:2119:HOH:O	2.04	0.57
1:D:338:MET:HE2	1:D:342:ILE:HG22	1.85	0.57
1:A:296:PHE:HB3	1:A:347:ASP:HA	1.85	0.57
1:B:419:GLU:CD	1:B:419:GLU:H	2.07	0.57

*Continued on next page...*



*Continued from previous page...*

Atom-1	Atom-2	Interatomic distance (Å)	Clash overlap (Å)
1:C:210:HIS:HB3	1:C:242:LYS:H	1.68	0.57
1:C:487:GLU:O	1:C:491:ARG:HB2	2.03	0.57
1:C:364:ARG:NE	2:C:2002:HEM:O1A	2.30	0.57
1:C:298:LEU:CD2	1:C:349:MET:HG2	2.34	0.57
1:C:395:ASP:CG	1:C:395:ASP:O	2.42	0.57
1:C:148:ASN:HA	1:C:212:ASP:O	2.04	0.57
1:C:451:ASN:OD1	1:C:453:GLU:N	2.38	0.57
1:A:73:VAL:O	1:A:74:HIS:HB2	2.04	0.57
1:B:147:ASN:HD21	2:B:2001:HEM:CAC	2.15	0.57
1:B:268:ILE:HB	1:B:320:ASN:HD21	1.70	0.57
1:C:18:ARG:HH12	1:C:23:PRO:HA	1.69	0.57
1:D:221:LEU:O	1:D:228:ALA:HA	2.05	0.57
1:D:367:PRO:HG2	1:D:390:PRO:HG2	1.86	0.57
1:C:478:VAL:HG11	1:C:493:GLN:HB2	1.84	0.57
1:D:160:PHE:HB3	1:D:161:PRO:HD3	1.86	0.57
1:D:209:ARG:O	1:D:239:GLN:HB2	2.05	0.57
1:A:23:PRO:HB2	1:C:412:GLU:HG2	1.85	0.57
1:A:413:HIS:ND1	3:A:2229:HOH:O	1.88	0.57
1:C:445:PHE:HA	1:C:449:VAL:CG2	2.35	0.57
1:C:97:LYS:HD2	1:C:138:GLU:HB2	1.87	0.57
1:D:231:CYS:HA	1:D:281:GLN:O	2.04	0.57
1:B:447:LEU:HD21	1:B:485:HIS:CD2	2.39	0.57
1:D:357:TYR:O	1:D:360:THR:HG22	2.04	0.57
1:B:186:SER:OG	1:B:476:LYS:HB3	2.05	0.57
1:A:92:ARG:HB3	1:A:92:ARG:HH11	1.70	0.56
1:C:111:ARG:NE	2:C:2002:HEM:O1D	2.28	0.56
1:A:387:ARG:O	1:C:66:GLU:HG2	2.05	0.56
1:D:110:VAL:HG21	1:D:317:LEU:HD21	1.88	0.56
1:D:88:HIS:CD2	1:D:311:PRO:HG2	2.40	0.56
1:A:72:VAL:HG11	2:A:2000:HEM:CMA	2.34	0.56
1:B:220:LYS:HD3	1:B:228:ALA:HB1	1.87	0.56
1:D:478:VAL:HG21	1:D:493:GLN:OE1	2.05	0.56
1:A:142:TRP:HB2	1:A:339:PRO:HD3	1.87	0.56
1:A:155:ARG:NH1	1:A:297:ASP:OD2	2.38	0.56
1:B:129:ARG:CB	1:B:211:MET:HE1	2.34	0.56
1:A:23:PRO:CB	1:C:412:GLU:HG2	2.36	0.56
1:C:235:TYR:HA	1:C:277:THR:O	2.06	0.56
1:D:145:VAL:CG1	1:D:353:ARG:HH22	2.19	0.56
1:D:357:TYR:CZ	2:D:2003:HEM:CHB	2.86	0.56
1:B:129:ARG:HB2	1:B:211:MET:CE	2.35	0.56
1:B:429:GLN:OE1	1:B:431:PHE:CE1	2.59	0.56

*Continued on next page...*



*Continued from previous page...*

Atom-1	Atom-2	Interatomic distance (Å)	Clash overlap (Å)
1:C:381:ARG:CB	1:C:381:ARG:HH11	2.19	0.56
1:B:294:ASN:HA	1:C:46:ARG:HH12	1.68	0.56
1:B:25:VAL:CG1	1:D:414:GLN:HG3	2.36	0.56
1:A:160:PHE:CD1	2:A:2000:HEM:C3B	2.93	0.56
1:A:450:LEU:HD23	1:A:454:GLN:NE2	2.21	0.56
1:B:408:PHE:O	1:B:409:SER:HB2	2.06	0.56
1:D:18:ARG:O	1:D:21:GLN:HB2	2.06	0.56
1:A:220:LYS:HD2	1:A:420:HIS:CD2	2.41	0.56
1:C:234:HIS:O	1:C:279:TYR:N	2.30	0.56
1:D:12:LYS:O	1:D:16:GLU:HG3	2.05	0.56
1:D:170:ASN:ND2	1:D:172:GLN:H	2.03	0.56
1:D:86:VAL:HG23	1:D:104:LYS:O	2.05	0.56
1:A:279:TYR:HB3	1:A:309:LEU:HB3	1.88	0.56
1:A:334:ASP:OD1	1:A:361:HIS:CE1	2.59	0.56
1:B:50:LEU:N	1:B:50:LEU:HD22	2.21	0.56
1:C:395:ASP:N	3:C:2214:HOH:O	2.31	0.56
1:D:15:LYS:O	1:D:18:ARG:HB3	2.06	0.56
1:A:239:GLN:NE2	1:A:275:SER:H	2.04	0.56
1:B:19:ALA:HB3	1:B:21:GLN:NE2	2.07	0.56
1:B:145:VAL:HG21	1:B:335:PRO:HD3	1.88	0.56
1:C:145:VAL:CG1	1:C:353:ARG:HH22	2.19	0.56
1:D:488:TYR:CE1	1:D:492:ILE:HD11	2.41	0.56
1:B:26:LEU:HD21	1:B:37:LYS:HD2	1.88	0.55
1:D:90:ILE:HD11	1:D:99:PHE:CD2	2.42	0.55
1:D:189:PRO:HD2	3:D:2144:HOH:O	2.06	0.55
1:B:340:PRO:HG3	1:B:417:ALA:HB1	1.89	0.55
1:A:343:GLU:HB3	1:A:344:PRO:HD2	1.89	0.55
1:C:480:ASN:O	1:C:484:VAL:HG23	2.06	0.55
1:B:218:THR:O	1:B:345:SER:HB3	2.07	0.55
1:C:152:PHE:HA	1:C:194:GLN:HG3	1.88	0.55
1:A:23:PRO:HB2	1:C:412:GLU:CG	2.37	0.55
1:C:456:LYS:O	1:C:460:GLU:HG3	2.06	0.55
1:B:115:VAL:HG21	1:B:128:PRO:HD2	1.89	0.55
1:B:456:LYS:HB2	1:B:491:ARG:HH22	1.72	0.55
1:C:234:HIS:HB2	1:C:279:TYR:HB2	1.89	0.55
1:A:296:PHE:CE1	1:A:346:PRO:CD	2.90	0.55
1:A:450:LEU:CD2	1:A:454:GLN:NE2	2.70	0.55
1:A:487:GLU:CD	1:A:491:ARG:HD2	2.28	0.55
1:C:369:TYR:C	1:C:371:GLN:H	2.09	0.55
1:A:388:ASP:N	1:A:388:ASP:OD1	2.36	0.55
1:B:14:TRP:CH2	1:B:18:ARG:HD2	2.42	0.55

*Continued on next page...*

*Continued from previous page...*

Atom-1	Atom-2	Interatomic distance (Å)	Clash overlap (Å)
1:B:205:PRO:HG3	1:B:211:MET:HE3	1.88	0.55
1:C:73:VAL:CG2	2:C:2002:HEM:C1A	2.89	0.55
1:D:95:LYS:HG2	1:D:222:VAL:O	2.07	0.55
1:B:413:HIS:C	1:B:413:HIS:ND1	2.59	0.54
1:A:101:HIS:HE1	3:A:2109:HOH:O	1.90	0.54
1:B:26:LEU:HD21	1:B:37:LYS:CD	2.37	0.54
1:D:436:ASP:O	1:D:437:ASP:HB3	2.06	0.54
1:B:148:ASN:HA	1:B:212:ASP:O	2.07	0.54
1:C:129:ARG:HB2	1:C:148:ASN:CG	2.27	0.54
1:C:453:GLU:OE1	1:C:456:LYS:HD3	2.07	0.54
1:D:331:LEU:HD13	1:D:333:PHE:HZ	1.72	0.54
1:A:431:PHE:CD1	1:D:45:PRO:HB3	2.42	0.54
1:A:453:GLU:HG2	1:A:457:ARG:HH12	1.71	0.54
1:B:466:LEU:HD22	1:B:474:GLN:HG2	1.90	0.54
1:B:49:LEU:HD23	1:B:50:LEU:H	1.71	0.54
1:D:147:ASN:CB	2:D:2003:HEM:HAC	2.36	0.54
1:D:286:SER:O	1:D:289:GLU:HB3	2.08	0.54
1:D:60:MET:HE3	1:D:63:PHE:HB3	1.89	0.54
1:B:238:ASP:OD1	1:B:277:THR:HG22	2.03	0.54
1:B:447:LEU:O	1:B:448:LYS:HB2	2.06	0.54
1:B:64:ASP:HB3	1:C:360:THR:CB	2.37	0.54
1:C:18:ARG:NH1	1:C:23:PRO:HA	2.22	0.54
1:B:142:TRP:HA	1:B:337:ASN:O	2.07	0.54
1:B:268:ILE:HB	1:B:320:ASN:ND2	2.23	0.54
1:C:46:ARG:HH11	1:C:46:ARG:CG	2.20	0.54
1:A:73:VAL:HG22	2:A:2000:HEM:C2A	2.43	0.54
1:C:427:ASP:HB3	1:C:429:GLN:OE1	2.08	0.54
1:B:152:PHE:CD1	2:B:2001:HEM:HMC1	2.43	0.54
1:B:235:TYR:HA	1:B:277:THR:O	2.08	0.54
1:C:195:VAL:O	1:C:199:PHE:HD1	1.91	0.54
1:C:438:ASN:ND2	1:C:438:ASN:N	2.56	0.54
1:B:294:ASN:HA	1:C:46:ARG:NH1	2.23	0.54
1:A:428:VAL:HG12	1:A:428:VAL:O	2.08	0.53
1:B:334:ASP:O	1:B:337:ASN:HB2	2.08	0.53
1:B:413:HIS:HD2	3:B:2213:HOH:O	1.78	0.53
1:A:136:TYR:HA	1:A:141:ASN:OD1	2.08	0.53
1:B:81:PHE:HZ	1:B:327:GLU:HB3	1.73	0.53
1:C:353:ARG:NH2	2:C:2002:HEM:CHD	2.72	0.53
1:C:4:ARG:HD3	1:C:9:ASP:OD1	2.08	0.53
1:C:74:HIS:HA	1:C:114:THR:O	2.08	0.53
1:D:220:LYS:NZ	1:D:420:HIS:HD2	2.06	0.53

*Continued on next page...*

*Continued from previous page...*

Atom-1	Atom-2	Interatomic distance (Å)	Clash overlap (Å)
1:A:343:GLU:HB3	1:A:344:PRO:CD	2.38	0.53
1:A:322:VAL:HA	1:D:172:GLN:HE21	1.73	0.53
1:B:73:VAL:CG1	1:B:164:ILE:HD12	2.35	0.53
1:B:49:LEU:CD2	1:B:50:LEU:N	2.71	0.53
1:A:88:HIS:CE1	1:A:311:PRO:HB2	2.43	0.53
1:B:439:VAL:O	1:B:442:VAL:N	2.41	0.53
1:C:157:ALA:HA	1:C:349:MET:HE3	1.90	0.53
1:A:396:ASN:HB2	1:C:326:ALA:HB2	1.90	0.53
1:C:459:CYS:HA	1:C:492:ILE:CD1	2.39	0.53
1:D:298:LEU:HD23	1:D:349:MET:HG3	1.91	0.53
1:C:486:PRO:O	1:C:490:SER:HB2	2.09	0.53
1:A:37:LYS:HE2	1:A:59:GLU:OE1	2.09	0.53
1:B:291:PHE:CD1	1:B:292:PRO:HD2	2.44	0.53
1:B:49:LEU:CD2	1:B:50:LEU:H	2.22	0.53
1:C:437:ASP:OD2	1:C:440:THR:HB	2.09	0.53
1:A:220:LYS:HD2	1:A:420:HIS:HD2	1.74	0.53
1:D:94:SER:HB2	1:D:221:LEU:HB3	1.89	0.53
1:B:396:ASN:O	1:B:397:GLN:HB2	2.09	0.52
1:B:6:PRO:HG2	1:B:266:ASN:OD1	2.09	0.52
1:C:413:HIS:O	1:C:413:HIS:ND1	2.41	0.52
1:B:17:GLN:C	1:B:19:ALA:H	2.11	0.52
1:B:353:ARG:HD2	2:B:2001:HEM:CBB	2.39	0.52
1:B:39:ASN:O	1:C:430:ARG:HB3	2.08	0.52
1:C:298:LEU:HD23	1:C:349:MET:HG2	1.90	0.52
1:C:472:PHE:HB3	3:C:2235:HOH:O	2.09	0.52
1:A:304:HIS:CE1	3:A:2088:HOH:O	2.62	0.52
1:B:49:LEU:HD22	1:B:50:LEU:N	2.24	0.52
1:B:38:LEU:HD22	1:C:159:LEU:HD11	1.90	0.52
1:D:232:LYS:O	1:D:280:ILE:HA	2.10	0.52
1:A:115:VAL:HG11	3:A:2113:HOH:O	2.10	0.52
1:A:48:PRO:HB2	1:B:50:LEU:HD12	1.91	0.52
1:C:450:LEU:HG	1:C:454:GLN:HB3	1.90	0.52
1:C:470:GLN:O	1:C:474:GLN:HG3	2.09	0.52
1:D:441:GLN:O	1:D:444:THR:HG23	2.10	0.52
1:D:96:ALA:HB3	1:D:99:PHE:CD2	2.44	0.52
1:B:357:TYR:CE1	2:B:2001:HEM:NB	2.78	0.52
1:A:427:ASP:HA	1:B:423:HIS:HA	1.91	0.52
1:B:66:GLU:HB3	1:D:388:ASP:HB2	1.91	0.52
1:C:209:ARG:HD2	1:C:274:PRO:HB3	1.90	0.52
1:D:148:ASN:C	1:D:148:ASN:HD22	2.12	0.52
1:A:213:GLY:HA3	1:A:235:TYR:CE2	2.44	0.52

*Continued on next page...*

*Continued from previous page...*

Atom-1	Atom-2	Interatomic distance (Å)	Clash overlap (Å)
1:C:142:TRP:HB2	1:C:339:PRO:CD	2.39	0.52
1:A:474:GLN:OE1	1:A:496:LEU:HG	2.10	0.52
1:A:132:ALA:HB1	1:A:333:PHE:CD2	2.44	0.52
1:B:155:ARG:HB3	1:B:299:THR:HG23	1.92	0.52
1:B:213:GLY:HA3	1:B:235:TYR:CD2	2.45	0.52
1:D:228:ALA:HB3	1:D:285:PHE:CZ	2.44	0.52
1:A:421:ARG:NE	3:A:2187:HOH:O	2.32	0.52
1:C:291:PHE:CD2	1:C:293:PHE:O	2.63	0.52
1:A:421:ARG:HD2	1:B:429:GLN:HG2	0.53	0.52
1:A:496:LEU:O	1:A:500:ASN:HB2	2.10	0.52
1:B:496:LEU:O	1:B:500:ASN:N	2.41	0.52
1:B:11:MET:CE	1:C:180:MET:HG2	2.40	0.52
1:C:394:MET:HB2	3:C:2061:HOH:O	2.10	0.52
1:B:206:ASP:HA	1:B:244:LEU:HD11	1.93	0.51
1:A:323:ASN:CG	1:C:396:ASN:HB3	2.30	0.51
1:A:248:ASP:HA	1:A:251:ARG:NH1	2.26	0.51
1:A:452:GLU:HA	1:A:455:ARG:HH11	1.76	0.51
1:D:140:GLY:H	1:D:380:ALA:HB2	1.75	0.51
1:B:186:SER:OG	1:B:476:LYS:HG2	2.10	0.51
1:D:97:LYS:HE3	3:D:2059:HOH:O	2.09	0.51
1:A:126:ARG:HA	1:A:203:GLY:O	2.10	0.51
1:B:235:TYR:CD1	1:B:235:TYR:N	2.78	0.51
1:A:190:GLU:HA	1:A:438:ASN:HB3	1.91	0.51
1:B:127:ASP:O	1:B:129:ARG:NH1	2.44	0.51
1:B:73:VAL:O	1:B:74:HIS:HB2	2.11	0.51
1:C:212:ASP:OD1	1:C:236:LYS:HA	2.10	0.51
1:D:219:PHE:O	1:D:230:TYR:HA	2.10	0.51
1:D:451:ASN:OD1	1:D:451:ASN:C	2.49	0.51
1:C:178:PRO:HA	1:C:181:VAL:CG2	2.41	0.51
1:C:190:GLU:HA	1:C:438:ASN:CB	2.29	0.51
1:D:160:PHE:CE2	2:D:2003:HEM:C2B	2.98	0.51
1:D:284:THR:OG1	1:D:287:GLU:HG3	2.11	0.51
1:A:21:GLN:NE2	3:A:2175:HOH:O	2.43	0.51
1:C:273:TYR:HB3	1:C:317:LEU:O	2.10	0.51
1:B:41:LEU:HD11	1:C:428:VAL:CG1	2.41	0.51
1:C:40:SER:HB3	1:C:49:LEU:CD1	2.41	0.51
1:D:357:TYR:CE1	2:D:2003:HEM:CHB	2.94	0.51
1:B:124:THR:HB	1:B:249:ALA:O	2.11	0.51
1:C:73:VAL:O	1:C:74:HIS:HB2	2.10	0.51
1:D:217:HIS:CG	1:D:350:LEU:HB2	2.45	0.51
1:B:367:PRO:HD2	1:B:390:PRO:HG2	1.92	0.51

*Continued on next page...*

*Continued from previous page...*

Atom-1	Atom-2	Interatomic distance (Å)	Clash overlap (Å)
1:A:37:LYS:CE	1:A:59:GLU:OE1	2.59	0.50
1:B:454:GLN:HB3	1:B:457:ARG:HH22	1.76	0.50
1:D:360:THR:HG21	2:D:2003:HEM:HMA3	1.93	0.50
1:A:367:PRO:HG3	1:C:65:ARG:HD3	1.94	0.50
1:A:294:ASN:HB3	1:A:297:ASP:HB2	1.93	0.50
1:A:296:PHE:HB3	1:A:347:ASP:CA	2.40	0.50
1:B:353:ARG:HG3	2:B:2001:HEM:HBB2	0.50	0.50
1:B:279:TYR:HA	1:B:310:ILE:O	2.11	0.50
1:B:71:ARG:HE	2:B:2001:HEM:CGD	2.24	0.50
1:C:485:HIS:HD2	1:C:486:PRO:N	2.08	0.50
1:A:248:ASP:HA	1:A:251:ARG:HH12	1.77	0.50
1:A:395:ASP:OD2	1:C:323:ASN:HB3	2.11	0.50
1:D:78:ALA:HB2	1:D:261:LEU:HG	1.92	0.50
1:A:346:PRO:O	1:A:347:ASP:C	2.50	0.50
1:B:238:ASP:OD2	1:B:275:SER:OG	2.24	0.50
1:B:110:VAL:CG2	1:B:317:LEU:HD21	2.42	0.50
1:B:348:LYS:HG3	3:B:2110:HOH:O	2.10	0.50
1:C:424:PHE:O	3:D:2209:HOH:O	2.18	0.50
1:D:290:ILE:O	1:D:291:PHE:C	2.49	0.50
1:D:293:PHE:O	1:D:295:PRO:HD3	2.11	0.50
1:D:485:HIS:ND1	1:D:487:GLU:HB3	2.26	0.50
1:A:100:GLU:O	1:A:101:HIS:HB3	2.12	0.50
1:B:110:VAL:HG21	1:B:317:LEU:HD21	1.94	0.50
1:B:193:HIS:NE2	1:B:441:GLN:HB3	2.27	0.50
1:D:285:PHE:HD1	3:D:2153:HOH:O	1.95	0.50
1:A:140:GLY:HA3	1:C:31:GLY:C	2.32	0.50
1:B:151:ILE:HD13	1:B:193:HIS:ND1	2.27	0.50
1:B:197:PHE:O	1:B:200:SER:HB3	2.12	0.50
1:B:408:PHE:CE2	1:D:11:MET:HE3	2.47	0.50
1:D:94:SER:CB	1:D:221:LEU:HD22	2.40	0.50
1:A:412:GLU:CD	1:C:23:PRO:HG2	2.32	0.50
1:B:94:SER:HB2	1:B:221:LEU:HB3	1.94	0.50
1:C:126:ARG:O	1:C:127:ASP:HB2	2.12	0.50
1:C:178:PRO:HA	1:C:181:VAL:HG23	1.93	0.50
1:D:460:GLU:HA	1:D:495:LEU:CD1	2.42	0.50
1:A:152:PHE:HA	1:A:194:GLN:HG3	1.93	0.50
1:A:168:LYS:HE3	1:D:67:ARG:NH2	2.27	0.50
1:C:266:ASN:HA	1:C:269:ALA:HB3	1.94	0.50
1:B:180:MET:HG3	1:C:11:MET:CE	2.42	0.49
1:B:274:PRO:HB2	1:B:276:TRP:CH2	2.47	0.49
1:B:217:HIS:ND1	1:B:298:LEU:HD13	2.27	0.49

*Continued on next page...*

*Continued from previous page...*

Atom-1	Atom-2	Interatomic distance (Å)	Clash overlap (Å)
1:B:456:LYS:HB2	1:B:491:ARG:NH2	2.28	0.49
1:C:241:ILE:HD12	1:C:241:ILE:N	2.26	0.49
1:C:358:PRO:O	1:C:362:ARG:HG3	2.13	0.49
1:C:46:ARG:NH1	1:C:46:ARG:HG2	2.27	0.49
1:D:106:THR:O	1:D:108:ILE:HG23	2.12	0.49
1:A:477:ALA:HA	1:A:480:ASN:HD22	1.77	0.49
1:B:456:LYS:HG3	3:B:2194:HOH:O	2.12	0.49
1:D:97:LYS:HA	1:D:100:GLU:HG3	1.93	0.49
1:A:239:GLN:HE22	1:A:275:SER:H	1.58	0.49
1:B:487:GLU:O	1:B:491:ARG:HG3	2.13	0.49
1:B:74:HIS:O	1:B:111:ARG:NH2	2.45	0.49
1:C:445:PHE:HA	1:C:449:VAL:HG23	1.94	0.49
1:A:97:LYS:O	1:A:100:GLU:HB2	2.12	0.49
1:B:444:THR:O	1:B:448:LYS:CB	2.58	0.49
1:C:156:ASP:HB3	1:C:159:LEU:HD23	1.94	0.49
1:B:294:ASN:HB3	1:B:297:ASP:HB2	1.93	0.49
1:C:281:GLN:CG	1:C:309:LEU:CD1	2.88	0.49
1:C:413:HIS:HD2	3:C:2074:HOH:O	1.91	0.49
1:C:87:THR:C	1:C:88:HIS:ND1	2.66	0.49
1:B:160:PHE:N	1:B:161:PRO:HD2	2.28	0.49
1:B:478:VAL:O	1:B:479:LYS:C	2.50	0.49
1:C:156:ASP:OD2	1:C:348:LYS:HD3	2.13	0.49
1:C:108:ILE:HD13	1:C:315:LEU:HD22	1.94	0.49
1:C:423:HIS:HA	1:D:427:ASP:HA	1.95	0.49
1:B:44:GLY:HA3	3:B:2083:HOH:O	2.12	0.49
1:A:51:VAL:HG12	1:B:51:VAL:HA	1.94	0.49
1:C:73:VAL:HG23	2:C:2002:HEM:C1A	2.48	0.49
1:D:439:VAL:HG23	1:D:440:THR:N	2.28	0.49
1:A:74:HIS:CE1	1:A:115:VAL:HG22	2.48	0.49
1:B:70:GLU:HG2	3:B:2054:HOH:O	2.13	0.49
1:B:360:THR:HG23	1:C:64:ASP:O	2.13	0.49
1:D:19:ALA:C	1:D:21:GLN:H	2.16	0.49
1:A:160:PHE:CG	2:A:2000:HEM:CAB	2.89	0.48
1:A:487:GLU:OE2	1:A:491:ARG:HD2	2.12	0.48
1:B:14:TRP:O	1:B:17:GLN:HG2	2.13	0.48
1:B:98:VAL:HG13	1:B:99:PHE:CD1	2.48	0.48
1:A:33:PRO:HB2	1:C:414:GLN:NE2	2.28	0.48
1:D:209:ARG:HD2	3:D:2015:HOH:O	2.12	0.48
1:D:223:ASN:OD1	1:D:225:ASP:N	2.42	0.48
1:A:457:ARG:O	1:A:461:ASN:ND2	2.46	0.48
1:C:377:PRO:HG2	1:C:382:VAL:HG23	1.94	0.48

*Continued on next page...*

*Continued from previous page...*

Atom-1	Atom-2	Interatomic distance (Å)	Clash overlap (Å)
1:C:162:SER:HB3	1:D:404:TYR:H	1.77	0.48
1:A:71:ARG:NH1	1:A:111:ARG:NH1	2.61	0.48
1:B:217:HIS:CD2	1:B:353:ARG:HH11	2.30	0.48
1:D:88:HIS:O	1:D:102:ILE:HG12	2.13	0.48
1:A:461:ASN:ND2	3:A:2125:HOH:O	2.44	0.48
1:B:125:VAL:HG22	1:B:126:ARG:N	2.29	0.48
1:B:147:ASN:ND2	2:B:2001:HEM:C3C	2.78	0.48
1:C:14:TRP:O	1:C:18:ARG:HB2	2.13	0.48
1:C:290:ILE:O	1:C:291:PHE:C	2.51	0.48
1:C:414:GLN:HA	1:C:415:PRO:HD2	1.83	0.48
1:D:74:HIS:CD2	2:D:2003:HEM:C4D	3.02	0.48
1:D:217:HIS:CE1	1:D:298:LEU:HD22	2.49	0.48
1:B:402:ASN:HD22	1:B:402:ASN:N	2.09	0.48
1:C:349:MET:HE3	2:C:2002:HEM:HBB1	1.95	0.48
1:D:218:THR:O	1:D:345:SER:CB	2.60	0.48
1:D:35:GLY:O	1:D:36:ASP:HB2	2.14	0.48
1:A:73:VAL:CA	3:A:2099:HOH:O	2.54	0.48
1:D:353:ARG:CG	2:D:2003:HEM:HBB2	2.43	0.48
1:B:466:LEU:HD11	1:B:477:ALA:CB	2.43	0.48
1:C:22:LYS:HD3	1:C:23:PRO:HD2	1.95	0.48
1:C:72:VAL:HG13	1:C:73:VAL:HG13	1.95	0.48
1:D:145:VAL:HG12	1:D:353:ARG:HH22	1.79	0.48
1:A:265:PHE:CE2	1:D:173:THR:HG22	2.48	0.48
1:B:269:ALA:C	1:B:271:GLY:H	2.17	0.48
1:C:112:PHE:HB3	1:C:208:HIS:ND1	2.29	0.48
1:A:81:PHE:HZ	1:A:327:GLU:HB3	1.79	0.48
1:C:151:ILE:CG2	1:C:301:VAL:CG1	2.92	0.48
1:D:213:GLY:HA3	1:D:235:TYR:CE2	2.48	0.48
1:D:228:ALA:C	1:D:229:VAL:HG22	2.33	0.48
1:A:430:ARG:HE	1:B:419:GLU:CD	2.17	0.48
1:B:78:ALA:O	1:B:111:ARG:HG2	2.14	0.48
1:C:206:ASP:HA	1:C:244:LEU:HG	1.95	0.48
1:B:23:PRO:HG2	1:D:412:GLU:HB2	1.95	0.48
1:A:14:TRP:CZ3	1:A:18:ARG:HD2	2.48	0.47
1:B:252:LEU:HA	1:B:252:LEU:HD12	1.64	0.47
1:B:403:TYR:CD1	1:B:403:TYR:N	2.82	0.47
1:C:213:GLY:HA3	1:C:235:TYR:CD2	2.49	0.47
1:C:215:GLY:HA3	1:C:233:PHE:HB2	1.96	0.47
1:C:97:LYS:HB2	1:C:97:LYS:HZ3	1.79	0.47
1:A:18:ARG:HG2	1:A:18:ARG:HH11	1.79	0.47
1:B:221:LEU:O	1:B:228:ALA:HA	2.14	0.47

*Continued on next page...*



*Continued from previous page...*

Atom-1	Atom-2	Interatomic distance (Å)	Clash overlap (Å)
1:A:12:LYS:HG3	1:D:470:GLN:HE22	1.79	0.47
1:A:160:PHE:CZ	2:A:2000:HEM:C4B	3.02	0.47
1:A:347:ASP:HB3	1:A:350:LEU:HB3	1.96	0.47
1:A:450:LEU:HD22	1:A:454:GLN:HB3	1.95	0.47
1:D:148:ASN:C	1:D:148:ASN:ND2	2.68	0.47
1:B:206:ASP:HA	1:B:244:LEU:CD1	2.45	0.47
1:B:368:ASN:O	1:B:371:GLN:HB2	2.14	0.47
1:C:357:TYR:CE2	2:C:2002:HEM:C1A	3.03	0.47
1:D:247:GLU:O	1:D:251:ARG:HB2	2.15	0.47
1:A:37:LYS:C	1:D:158:LEU:HD13	2.34	0.47
1:A:421:ARG:HG2	1:B:429:GLN:CG	2.27	0.47
1:B:198:LEU:O	1:B:203:GLY:HA3	2.14	0.47
1:D:415:PRO:HB3	3:D:2188:HOH:O	2.15	0.47
1:B:152:PHE:CD1	2:B:2001:HEM:CMC	2.96	0.47
1:B:357:TYR:HE1	2:B:2001:HEM:C1B	2.27	0.47
1:B:78:ALA:O	1:B:111:ARG:CG	2.62	0.47
1:D:22:LYS:HD3	1:D:23:PRO:HD2	1.96	0.47
1:D:93:TYR:CE1	1:D:282:VAL:HG11	2.49	0.47
1:A:159:LEU:HA	3:B:2005:HOH:O	2.14	0.47
1:A:396:ASN:HB3	1:C:323:ASN:CG	2.34	0.47
1:A:396:ASN:HB3	1:C:323:ASN:ND2	2.29	0.47
1:A:108:ILE:HA	1:A:134:LYS:O	2.14	0.47
1:A:393:MET:SD	1:C:393:MET:HG3	2.55	0.47
1:A:51:VAL:HG13	1:B:49:LEU:O	2.14	0.47
1:A:323:ASN:ND2	1:C:396:ASN:HB3	2.29	0.47
1:C:410:ALA:HB1	1:C:411:PRO:HD2	1.96	0.47
1:D:357:TYR:HE2	2:D:2003:HEM:C1A	2.32	0.47
1:A:143:ASP:HB2	1:A:334:ASP:O	2.15	0.47
1:B:273:TYR:HA	1:B:274:PRO:HD3	1.78	0.47
1:B:396:ASN:ND2	3:B:2181:HOH:O	2.47	0.47
1:B:43:VAL:HG22	1:B:43:VAL:O	2.14	0.47
1:D:209:ARG:HB3	1:D:239:GLN:HG2	1.96	0.47
1:C:171:PRO:HG3	1:D:402:ASN:ND2	2.29	0.47
1:A:51:VAL:HG11	1:B:49:LEU:HD13	1.96	0.47
1:B:164:ILE:O	1:B:164:ILE:HG22	2.15	0.47
1:B:25:VAL:HG11	1:D:414:GLN:HG3	1.97	0.47
1:B:5:ASP:HB2	1:B:6:PRO:HD2	1.97	0.47
1:B:65:ARG:HD3	1:D:367:PRO:HB3	1.97	0.47
1:B:73:VAL:HG11	1:B:164:ILE:CD1	2.41	0.47
1:D:126:ARG:HH21	1:D:199:PHE:C	2.18	0.47
1:D:88:HIS:C	1:D:102:ILE:HG12	2.35	0.47

*Continued on next page...*



*Continued from previous page...*

Atom-1	Atom-2	Interatomic distance (Å)	Clash overlap (Å)
1:B:229:VAL:HG23	1:B:284:THR:HA	1.97	0.47
1:B:298:LEU:HD23	1:B:349:MET:HE2	1.97	0.47
1:B:310:ILE:HD12	1:B:310:ILE:N	2.30	0.47
1:C:22:LYS:HD3	1:C:23:PRO:CD	2.45	0.47
1:D:381:ARG:HG2	1:D:381:ARG:HH11	1.80	0.47
1:A:181:VAL:HA	3:A:2121:HOH:O	2.14	0.46
1:B:71:ARG:CG	1:B:71:ARG:NH1	2.75	0.46
1:D:353:ARG:HG2	2:D:2003:HEM:HBB2	1.97	0.46
1:B:205:PRO:HG3	1:B:211:MET:HE1	1.96	0.46
1:C:493:GLN:HA	1:C:496:LEU:HD23	1.98	0.46
1:D:141:ASN:O	1:D:337:ASN:HB3	2.16	0.46
3:B:2002:HOH:O	1:D:52:GLN:HB2	2.15	0.46
1:B:370:LEU:HD13	1:D:29:GLY:C	2.35	0.46
1:B:451:ASN:O	1:B:454:GLN:HG2	2.16	0.46
1:B:262:ARG:HB3	1:C:175:LEU:HD11	1.96	0.46
1:C:434:ALA:C	1:C:435:ASN:HD22	2.18	0.46
1:D:186:SER:OG	1:D:476:LYS:HD2	2.15	0.46
1:A:139:ASP:HB3	1:A:340:PRO:HD2	1.98	0.46
1:A:28:THR:HG23	1:A:32:ASN:O	2.15	0.46
1:A:49:LEU:HB2	1:D:351:GLN:HB3	1.97	0.46
1:B:301:VAL:HG22	1:B:441:GLN:OE1	2.16	0.46
1:C:115:VAL:HG12	1:C:116:ALA:N	2.30	0.46
1:C:78:ALA:HB2	1:C:261:LEU:HD22	1.96	0.46
1:C:81:PHE:CD1	1:C:81:PHE:N	2.83	0.46
1:D:283:MET:HE2	1:D:291:PHE:HD2	1.79	0.46
1:A:353:ARG:NH2	2:A:2000:HEM:C4C	2.84	0.46
1:B:274:PRO:HB2	1:B:276:TRP:CZ3	2.50	0.46
1:C:395:ASP:CB	3:C:2214:HOH:O	2.63	0.46
1:C:87:THR:OG1	1:C:313:GLY:HA2	2.15	0.46
1:D:364:ARG:NE	2:D:2003:HEM:O1A	2.39	0.46
1:D:279:TYR:HA	1:D:310:ILE:O	2.15	0.46
1:A:334:ASP:OD1	1:A:361:HIS:ND1	2.49	0.46
1:B:410:ALA:HB1	1:B:411:PRO:HD2	1.97	0.46
1:D:357:TYR:CE2	2:D:2003:HEM:C4A	3.03	0.46
1:B:323:ASN:HB2	1:D:398:GLY:HA2	1.98	0.46
1:D:71:ARG:HB2	1:D:75:ALA:HA	1.96	0.46
1:A:130:GLY:HA2	1:A:147:ASN:OD1	2.15	0.46
1:B:191:SER:O	1:B:192:LEU:C	2.53	0.46
1:C:369:TYR:C	1:C:371:GLN:N	2.69	0.46
1:B:168:LYS:HE3	1:C:67:ARG:HH21	1.80	0.46
1:D:183:ASP:O	1:D:187:LEU:HG	2.15	0.46

*Continued on next page...*

*Continued from previous page...*

Atom-1	Atom-2	Interatomic distance (Å)	Clash overlap (Å)
1:D:86:VAL:HB	1:D:103:GLY:H	1.80	0.46
1:B:223:ASN:C	1:B:225:ASP:H	2.19	0.46
1:B:32:ASN:HA	1:D:139:ASP:O	2.16	0.46
1:B:41:LEU:HD22	1:B:41:LEU:HA	1.84	0.46
1:C:349:MET:CE	2:C:2002:HEM:HBB1	2.46	0.46
1:C:246:VAL:HG21	1:C:461:ASN:HD21	1.81	0.46
1:D:179:ASP:O	1:D:183:ASP:HB2	2.16	0.46
1:D:202:ARG:NH1	3:D:2156:HOH:O	2.49	0.46
1:D:142:TRP:HB2	1:D:339:PRO:HD3	1.98	0.46
1:D:369:TYR:C	1:D:371:GLN:H	2.18	0.46
1:B:25:VAL:HG13	1:D:414:GLN:HG3	1.97	0.46
1:A:421:ARG:CZ	1:B:429:GLN:HG2	2.45	0.46
1:C:177:ASP:OD1	1:C:179:ASP:HB2	2.16	0.46
1:C:157:ALA:HA	1:C:349:MET:CE	2.46	0.46
3:B:2045:HOH:O	1:C:70:GLU:HG2	2.16	0.46
1:C:76:LYS:NZ	1:C:121:SER:O	2.50	0.46
1:A:81:PHE:CZ	1:A:327:GLU:HB3	2.52	0.45
1:A:451:ASN:H	1:A:454:GLN:NE2	2.14	0.45
1:A:87:THR:OG1	1:A:313:GLY:HA2	2.16	0.45
1:B:393:MET:SD	1:D:393:MET:HG3	2.56	0.45
1:C:499:TYR:C	1:C:501:GLU:H	2.19	0.45
1:D:235:TYR:CD1	1:D:235:TYR:N	2.84	0.45
1:D:286:SER:O	1:D:290:ILE:HG13	2.15	0.45
1:D:452:GLU:OE1	1:D:455:ARG:NE	2.45	0.45
1:A:296:PHE:CE2	1:A:346:PRO:HG2	2.50	0.45
1:B:10:GLN:HE21	1:C:172:GLN:NE2	2.14	0.45
1:C:280:ILE:O	1:C:280:ILE:HG13	2.16	0.45
1:C:430:ARG:NE	1:D:419:GLU:OE1	2.47	0.45
1:A:179:ASP:OD2	1:A:470:GLN:HG3	2.16	0.45
1:B:83:TYR:CA	1:B:108:ILE:HG12	2.47	0.45
1:A:403:TYR:CE1	1:B:180:MET:HG2	2.51	0.45
1:B:456:LYS:NZ	1:B:460:GLU:OE2	2.50	0.45
1:B:98:VAL:O	3:B:2011:HOH:O	2.21	0.45
1:C:472:PHE:C	1:C:472:PHE:CD1	2.89	0.45
1:D:301:VAL:O	1:D:303:PRO:HD3	2.16	0.45
1:B:14:TRP:HZ3	1:D:408:PHE:O	1.97	0.45
1:C:22:LYS:CE	3:C:2077:HOH:O	2.45	0.45
1:A:139:ASP:O	1:C:32:ASN:HA	2.16	0.45
1:B:36:ASP:HB3	1:C:430:ARG:CD	2.46	0.45
1:C:49:LEU:HD23	1:D:51:VAL:HG21	1.99	0.45
1:A:160:PHE:CZ	2:A:2000:HEM:C2B	3.04	0.45

*Continued on next page...*

*Continued from previous page...*

Atom-1	Atom-2	Interatomic distance (Å)	Clash overlap (Å)
1:B:241:ILE:HG22	1:B:242:LYS:N	2.32	0.45
1:B:479:LYS:O	1:B:482:SER:HB2	2.17	0.45
1:B:9:ASP:O	1:B:12:LYS:HB3	2.17	0.45
1:A:309:LEU:N	1:A:309:LEU:HD22	2.31	0.45
1:A:450:LEU:CA	1:A:454:GLN:NE2	2.79	0.45
1:B:116:ALA:O	1:B:168:LYS:NZ	2.49	0.45
1:B:141:ASN:OD1	1:B:377:PRO:HB3	2.17	0.45
1:B:95:LYS:HB3	1:B:224:ALA:N	2.31	0.45
1:C:291:PHE:HD1	1:C:307:TYR:OH	1.99	0.45
1:C:303:PRO:HD2	1:C:307:TYR:HD2	1.82	0.45
1:B:139:ASP:O	1:D:32:ASN:HA	2.17	0.45
1:D:351:GLN:OE1	3:D:2011:HOH:O	2.21	0.45
1:D:437:ASP:OD2	1:D:440:THR:HB	2.17	0.45
1:A:421:ARG:CZ	1:B:429:GLN:HE21	2.29	0.45
1:C:129:ARG:HB2	1:C:148:ASN:ND2	2.32	0.45
1:C:459:CYS:HA	1:C:492:ILE:HD13	1.99	0.45
1:D:188:ARG:HB3	1:D:190:GLU:OE1	2.16	0.45
1:A:155:ARG:NH2	1:A:190:GLU:HB3	2.25	0.45
1:B:85:GLU:HA	1:B:104:LYS:O	2.17	0.45
1:B:472:PHE:C	1:B:472:PHE:CD2	2.89	0.45
1:C:74:HIS:CD2	2:C:2002:HEM:C4D	3.05	0.45
1:D:106:THR:HG21	1:D:137:THR:HG22	1.99	0.45
1:D:81:PHE:HZ	1:D:327:GLU:HB3	1.82	0.45
1:D:367:PRO:HG2	1:D:390:PRO:CG	2.46	0.45
1:D:391:MET:HB3	1:D:391:MET:HE2	1.80	0.45
1:A:97:LYS:HD3	1:A:138:GLU:HB2	1.99	0.45
1:D:239:GLN:NE2	1:D:275:SER:H	2.15	0.45
1:D:285:PHE:CD1	1:D:285:PHE:N	2.85	0.44
1:D:442:VAL:HG12	1:D:484:VAL:HG11	1.99	0.44
1:B:439:VAL:O	1:B:440:THR:C	2.56	0.44
1:B:485:HIS:O	1:B:488:TYR:CB	2.63	0.44
1:B:76:LYS:HE3	1:B:121:SER:O	2.18	0.44
1:C:485:HIS:CD2	1:C:486:PRO:N	2.85	0.44
1:D:87:THR:H	1:D:313:GLY:HA2	1.81	0.44
3:B:2017:HOH:O	1:D:386:GLN:HG2	2.16	0.44
1:A:155:ARG:NH2	1:A:438:ASN:OD1	2.49	0.44
1:B:422:THR:HG22	1:B:423:HIS:N	2.32	0.44
1:B:470:GLN:O	1:B:473:ILE:HB	2.17	0.44
1:B:50:LEU:C	1:B:52:GLN:N	2.69	0.44
1:A:500:ASN:O	1:A:501:GLU:C	2.55	0.44
1:A:74:HIS:HA	1:A:114:THR:O	2.17	0.44

*Continued on next page...*

*Continued from previous page...*

Atom-1	Atom-2	Interatomic distance (Å)	Clash overlap (Å)
1:C:381:ARG:HG3	1:C:381:ARG:O	2.17	0.44
1:D:89:ASP:HB2	1:D:102:ILE:HD11	2.00	0.44
1:A:43:VAL:O	1:A:43:VAL:HG22	2.17	0.44
1:B:107:PRO:HG2	1:B:136:TYR:HB2	1.99	0.44
1:B:418:LEU:HG	1:D:35:GLY:HA3	2.00	0.44
1:B:452:GLU:OE2	1:B:491:ARG:NH1	2.50	0.44
1:B:469:ALA:HB1	1:B:473:ILE:HG21	2.00	0.44
1:C:26:LEU:HD21	1:C:37:LYS:HD3	2.00	0.44
1:C:492:ILE:O	1:C:495:LEU:HB2	2.18	0.44
1:C:89:ASP:HA	3:C:2108:HOH:O	2.18	0.44
1:D:206:ASP:HA	1:D:244:LEU:HG	1.99	0.44
1:D:357:TYR:O	1:D:361:HIS:ND1	2.50	0.44
1:B:65:ARG:O	1:D:389:GLY:HA2	2.18	0.44
1:A:293:PHE:HZ	1:A:440:THR:HG21	1.82	0.44
1:B:114:THR:HB	1:B:115:VAL:H	1.66	0.44
1:B:279:TYR:HB3	1:B:309:LEU:HB3	1.99	0.44
1:B:120:GLY:CA	1:C:118:GLU:HB2	2.47	0.44
1:C:334:ASP:OD1	1:C:361:HIS:ND1	2.51	0.44
1:A:33:PRO:CB	1:C:414:GLN:NE2	2.81	0.44
1:D:213:GLY:HA3	1:D:235:TYR:CD2	2.52	0.44
1:A:175:LEU:HD11	1:D:262:ARG:HB2	1.99	0.44
1:D:142:TRP:CE2	1:D:342:ILE:HD13	2.53	0.44
1:D:71:ARG:NH2	1:D:329:GLU:O	2.51	0.44
1:A:218:THR:OG1	1:A:232:LYS:HE2	2.16	0.44
1:A:498:LYS:O	1:A:499:TYR:C	2.56	0.44
1:A:88:HIS:CD2	1:A:311:PRO:HG2	2.52	0.44
1:C:450:LEU:HA	1:C:450:LEU:HD12	1.84	0.44
1:D:135:PHE:HB2	1:D:142:TRP:HB3	2.00	0.44
1:D:43:VAL:O	1:D:47:GLY:HA3	2.17	0.44
1:A:188:ARG:HB3	1:A:190:GLU:CD	2.38	0.44
1:B:15:LYS:HD2	1:D:408:PHE:HA	1.98	0.44
1:B:62:HIS:HD2	3:B:2004:HOH:O	1.99	0.44
1:C:346:PRO:O	1:C:347:ASP:C	2.56	0.44
1:C:369:TYR:O	1:C:371:GLN:N	2.51	0.44
1:D:381:ARG:HG2	1:D:381:ARG:NH1	2.33	0.44
1:A:273:TYR:HA	1:A:274:PRO:HD3	1.87	0.44
1:B:430:ARG:HG2	1:C:41:LEU:HD13	1.99	0.44
1:C:83:TYR:CD1	1:C:105:ARG:HD3	2.53	0.44
1:C:459:CYS:HA	1:C:492:ILE:HD11	2.00	0.44
1:D:86:VAL:O	1:D:103:GLY:N	2.49	0.44
1:D:280:ILE:H	1:D:280:ILE:HD13	1.83	0.44

*Continued on next page...*

*Continued from previous page...*

Atom-1	Atom-2	Interatomic distance (Å)	Clash overlap (Å)
1:D:291:PHE:HD1	1:D:293:PHE:N	2.13	0.44
1:D:369:TYR:C	1:D:371:GLN:N	2.71	0.44
1:D:86:VAL:HG12	1:D:88:HIS:O	2.18	0.44
1:A:291:PHE:HD2	1:A:293:PHE:O	2.01	0.43
1:C:126:ARG:HH11	1:C:126:ARG:CG	2.30	0.43
1:C:247:GLU:CG	1:C:248:ASP:N	2.81	0.43
1:C:308:PRO:O	1:C:310:ILE:HD12	2.18	0.43
1:C:434:ALA:C	1:C:435:ASN:ND2	2.72	0.43
1:B:439:VAL:CG2	1:B:440:THR:H	2.28	0.43
1:B:466:LEU:HD21	1:B:474:GLN:HA	1.99	0.43
1:A:51:VAL:HG12	1:B:51:VAL:N	2.33	0.43
1:B:92:ARG:H	1:B:92:ARG:HG3	1.61	0.43
1:B:36:ASP:CB	1:D:418:LEU:HD21	2.43	0.43
1:A:281:GLN:CG	1:A:309:LEU:HD13	2.46	0.43
1:B:281:GLN:O	1:B:302:TRP:HZ3	2.01	0.43
1:C:439:VAL:O	1:C:440:THR:C	2.55	0.43
1:B:408:PHE:O	1:D:14:TRP:HZ3	2.01	0.43
1:D:188:ARG:HB3	1:D:190:GLU:CD	2.38	0.43
1:D:427:ASP:HB2	1:D:429:GLN:NE2	2.29	0.43
1:D:488:TYR:HE1	1:D:492:ILE:HD11	1.84	0.43
1:D:4:ARG:HB2	1:D:8:SER:OG	2.18	0.43
1:A:112:PHE:HA	1:A:130:GLY:O	2.17	0.43
1:A:85:GLU:OE1	1:A:105:ARG:HD3	2.17	0.43
1:B:428:VAL:O	1:B:428:VAL:CG2	2.65	0.43
1:C:492:ILE:HG22	1:C:496:LEU:HD23	1.99	0.43
1:D:160:PHE:CG	2:D:2003:HEM:HAB	2.53	0.43
1:A:442:VAL:HG11	1:A:484:VAL:HG21	2.00	0.43
1:C:467:LYS:HE2	1:C:468:ASP:CG	2.39	0.43
1:D:189:PRO:C	1:D:191:SER:N	2.72	0.43
1:D:232:LYS:HB2	1:D:281:GLN:HB2	2.01	0.43
1:D:74:HIS:HA	1:D:114:THR:O	2.19	0.43
1:A:50:LEU:C	1:A:52:GLN:N	2.67	0.43
1:B:175:LEU:HD21	1:C:261:LEU:HB3	2.00	0.43
1:B:356:ALA:HB3	2:B:2001:HEM:HMB3	1.99	0.43
1:A:370:LEU:HD13	1:C:29:GLY:C	2.39	0.43
1:C:97:LYS:O	1:C:100:GLU:HB2	2.18	0.43
1:A:452:GLU:HG2	1:A:455:ARG:NH1	2.34	0.43
1:A:51:VAL:HG12	1:B:51:VAL:CA	2.48	0.43
1:B:182:TRP:NE1	1:B:465:HIS:ND1	2.36	0.43
1:B:262:ARG:HB3	1:C:175:LEU:CD1	2.48	0.43
1:B:37:LYS:HE3	1:B:59:GLU:OE1	2.18	0.43

*Continued on next page...*

*Continued from previous page...*

Atom-1	Atom-2	Interatomic distance (Å)	Clash overlap (Å)
1:B:96:ALA:C	1:B:98:VAL:H	2.22	0.43
1:C:43:VAL:O	1:C:43:VAL:HG13	2.19	0.43
1:B:414:GLN:HB2	1:D:25:VAL:HG13	2.01	0.43
1:D:239:GLN:HE22	1:D:275:SER:H	1.65	0.43
1:A:440:THR:HG22	1:A:441:GLN:N	2.32	0.43
1:B:388:ASP:O	1:D:62:HIS:HE1	2.02	0.43
1:B:470:GLN:NE2	1:C:12:LYS:HD2	2.34	0.43
1:C:142:TRP:HB2	1:C:339:PRO:HD3	2.01	0.43
1:D:368:ASN:O	1:D:371:GLN:HB2	2.18	0.43
1:A:177:ASP:OD1	1:A:179:ASP:HB2	2.19	0.43
1:B:291:PHE:CG	1:B:292:PRO:HD2	2.54	0.43
1:B:55:VAL:HG21	1:C:430:ARG:NH2	2.34	0.43
1:B:86:VAL:CG1	1:B:88:HIS:O	2.67	0.43
1:C:111:ARG:HG3	1:C:328:VAL:HG13	2.01	0.43
1:D:136:TYR:O	1:D:379:ARG:HG3	2.19	0.43
1:A:353:ARG:NH2	2:A:2000:HEM:CHD	2.82	0.43
1:A:381:ARG:HD3	1:A:381:ARG:HH11	1.71	0.43
1:B:17:GLN:HB3	1:B:17:GLN:HE21	1.65	0.43
1:B:385:TYR:CE2	1:B:404:TYR:HB2	2.54	0.43
1:B:190:GLU:HA	1:B:438:ASN:HB3	2.01	0.43
1:C:177:ASP:HB3	1:C:180:MET:CE	2.48	0.43
1:C:184:PHE:O	1:C:188:ARG:HB2	2.19	0.43
1:D:276:TRP:HB2	1:D:315:LEU:HB2	2.01	0.43
1:A:349:MET:HE3	2:A:2000:HEM:CBB	2.49	0.42
1:B:353:ARG:CG	2:B:2001:HEM:CAB	2.76	0.42
1:B:442:VAL:HG12	1:B:484:VAL:HG11	2.01	0.42
1:C:338:MET:CE	1:C:344:PRO:HD3	2.49	0.42
1:C:460:GLU:HA	1:C:495:LEU:CD1	2.44	0.42
1:D:440:THR:HG22	1:D:441:GLN:N	2.34	0.42
1:D:485:HIS:CE1	1:D:486:PRO:HG2	2.54	0.42
1:A:148:ASN:H	1:A:148:ASN:HD22	1.67	0.42
1:A:148:ASN:N	1:A:148:ASN:HD22	2.16	0.42
1:A:395:ASP:OD2	1:C:323:ASN:CB	2.68	0.42
1:A:485:HIS:HD2	1:A:487:GLU:CB	2.32	0.42
1:B:238:ASP:OD2	1:B:277:THR:HG22	2.20	0.42
1:B:331:LEU:HD13	1:B:333:PHE:CZ	2.54	0.42
1:B:384:ASN:HB2	1:B:385:TYR:H	1.67	0.42
1:C:293:PHE:CD1	1:C:293:PHE:N	2.87	0.42
1:C:351:GLN:O	1:C:354:LEU:HB2	2.19	0.42
1:C:186:SER:HB3	1:C:476:LYS:HB3	2.01	0.42
1:D:97:LYS:CA	1:D:100:GLU:HG3	2.48	0.42

*Continued on next page...*

*Continued from previous page...*

Atom-1	Atom-2	Interatomic distance (Å)	Clash overlap (Å)
1:B:99:PHE:O	1:B:100:GLU:C	2.57	0.42
1:B:131:PHE:N	1:B:146:GLY:O	2.39	0.42
1:B:238:ASP:HB2	1:B:275:SER:OG	2.19	0.42
1:B:404:TYR:OH	1:B:413:HIS:CD2	2.73	0.42
1:B:485:HIS:CE1	1:B:487:GLU:CG	2.78	0.42
1:C:112:PHE:HA	1:C:130:GLY:O	2.19	0.42
1:C:210:HIS:HB3	1:C:242:LYS:N	2.34	0.42
1:C:247:GLU:O	1:C:250:ALA:HB3	2.19	0.42
1:C:483:ASP:HB3	3:C:2044:HOH:O	2.19	0.42
1:A:155:ARG:NH2	1:A:190:GLU:CB	2.82	0.42
1:A:85:GLU:O	1:A:313:GLY:HA3	2.20	0.42
1:C:231:CYS:HA	1:C:302:TRP:CZ3	2.54	0.42
1:A:62:HIS:HE1	1:C:387:ARG:O	2.03	0.42
1:B:338:MET:HE2	1:B:342:ILE:HG22	2.02	0.42
1:B:90:ILE:O	1:B:93:TYR:HB2	2.20	0.42
1:C:199:PHE:CG	1:C:462:ILE:HG12	2.55	0.42
1:C:235:TYR:CD1	1:C:235:TYR:N	2.87	0.42
1:C:493:GLN:O	1:C:496:LEU:HB2	2.19	0.42
1:D:211:MET:O	1:D:237:THR:HB	2.20	0.42
1:A:160:PHE:CD2	2:A:2000:HEM:HMB2	2.53	0.42
1:A:160:PHE:CZ	2:A:2000:HEM:C3B	3.08	0.42
1:B:467:LYS:HD3	1:B:499:TYR:CE1	2.54	0.42
1:C:126:ARG:HE	1:C:203:GLY:HA3	1.84	0.42
1:C:236:LYS:HG3	1:C:279:TYR:CE2	2.51	0.42
1:C:357:TYR:CE2	2:C:2002:HEM:NA	2.86	0.42
1:D:296:PHE:HB3	1:D:347:ASP:HA	2.02	0.42
1:A:275:SER:HA	1:A:315:LEU:O	2.20	0.42
1:A:340:PRO:HG2	1:C:33:PRO:HG2	2.00	0.42
1:B:202:ARG:HH21	1:B:241:ILE:HD13	1.85	0.42
1:C:18:ARG:HG3	3:C:2092:HOH:O	2.19	0.42
1:D:246:VAL:HG23	1:D:247:GLU:OE1	2.20	0.42
1:A:39:ASN:CG	1:D:432:ASN:HA	2.40	0.42
1:A:209:ARG:HB2	3:A:2030:HOH:O	2.19	0.42
1:A:209:ARG:NH2	1:A:263:ASP:OD2	2.41	0.42
1:A:357:TYR:HB2	1:A:358:PRO:HD3	2.02	0.42
1:B:294:ASN:CG	1:C:46:ARG:NH1	2.73	0.42
1:C:279:TYR:HA	1:C:310:ILE:O	2.18	0.42
1:C:335:PRO:HD2	1:C:357:TYR:HB2	2.01	0.42
1:D:291:PHE:HA	1:D:292:PRO:HD3	1.83	0.42
1:D:110:VAL:CG2	1:D:317:LEU:HD21	2.48	0.42
1:A:235:TYR:CD1	1:A:235:TYR:N	2.87	0.42

*Continued on next page...*



*Continued from previous page...*

Atom-1	Atom-2	Interatomic distance (Å)	Clash overlap (Å)
1:C:93:TYR:CE1	1:C:282:VAL:HG11	2.54	0.42
1:A:387:ARG:HB3	1:A:388:ASP:OD1	2.19	0.42
1:A:391:MET:HE3	1:A:393:MET:HE3	2.02	0.42
1:B:208:HIS:HD2	1:B:264:LEU:HD22	1.85	0.42
1:B:65:ARG:HD3	1:D:367:PRO:HG3	2.01	0.42
1:B:88:HIS:HB2	1:B:311:PRO:O	2.20	0.42
1:A:188:ARG:HD3	1:B:405:PRO:CD	2.50	0.41
1:B:252:LEU:HG	1:B:259:TYR:CD1	2.55	0.41
1:B:275:SER:HA	1:B:315:LEU:O	2.20	0.41
1:B:65:ARG:CD	1:D:367:PRO:HB3	2.50	0.41
1:C:151:ILE:CG1	1:C:194:GLN:HG2	2.33	0.41
1:C:43:VAL:CG1	1:C:48:PRO:HD2	2.50	0.41
1:D:231:CYS:HA	1:D:302:TRP:HZ3	1.85	0.41
1:A:146:GLY:HA2	2:A:2000:HEM:HBC2	2.02	0.41
1:A:349:MET:CE	2:A:2000:HEM:CBB	2.98	0.41
1:A:419:GLU:OE2	1:B:430:ARG:NH1	2.53	0.41
1:B:73:VAL:HG23	2:B:2001:HEM:C1A	2.56	0.41
1:B:472:PHE:CZ	1:B:473:ILE:HG13	2.56	0.41
1:C:72:VAL:HG12	2:C:2002:HEM:HMA1	2.01	0.41
1:C:50:LEU:HD23	1:D:50:LEU:CD2	2.51	0.41
1:C:98:VAL:HG13	1:C:99:PHE:CD1	2.55	0.41
1:D:97:LYS:HA	1:D:100:GLU:CG	2.50	0.41
1:B:100:GLU:HB3	1:B:101:HIS:H	1.54	0.41
1:C:231:CYS:HA	1:C:281:GLN:O	2.20	0.41
1:A:11:MET:CE	1:D:179:ASP:HB3	2.51	0.41
1:D:26:LEU:HD13	1:D:34:VAL:HG21	2.01	0.41
1:D:476:LYS:O	1:D:480:ASN:OD1	2.37	0.41
1:D:73:VAL:O	1:D:74:HIS:HB2	2.20	0.41
1:A:234:HIS:O	1:A:278:LEU:HD12	2.20	0.41
1:A:234:HIS:O	1:A:279:TYR:N	2.42	0.41
1:C:395:ASP:HB3	3:C:2214:HOH:O	2.20	0.41
1:C:99:PHE:O	1:C:100:GLU:C	2.58	0.41
1:D:142:TRP:HB2	1:D:339:PRO:CD	2.51	0.41
1:A:129:ARG:H	1:A:148:ASN:ND2	2.18	0.41
1:A:209:ARG:HG2	1:A:274:PRO:HB3	2.02	0.41
1:A:41:LEU:HD12	1:D:430:ARG:HG3	2.02	0.41
1:B:236:LYS:O	1:B:276:TRP:HA	2.20	0.41
1:B:262:ARG:O	1:B:263:ASP:C	2.58	0.41
1:B:238:ASP:CG	1:B:277:THR:HG22	2.41	0.41
1:B:369:TYR:C	1:B:371:GLN:N	2.73	0.41
1:C:169:ARG:HD3	1:C:174:HIS:CE1	2.55	0.41

*Continued on next page...*



*Continued from previous page...*

Atom-1	Atom-2	Interatomic distance (Å)	Clash overlap (Å)
1:D:160:PHE:CD1	2:D:2003:HEM:HAB	2.55	0.41
1:D:210:HIS:CD2	1:D:242:LYS:HB2	2.56	0.41
1:D:327:GLU:O	1:D:374:VAL:HG21	2.20	0.41
1:D:182:TRP:CD2	1:D:466:LEU:HD13	2.55	0.41
1:A:83:TYR:CD1	1:A:83:TYR:C	2.94	0.41
1:B:83:TYR:HA	1:B:108:ILE:HG12	2.02	0.41
1:B:120:GLY:N	1:C:118:GLU:HB2	2.36	0.41
1:B:36:ASP:HB3	1:C:430:ARG:HD3	2.02	0.41
1:B:97:LYS:O	1:B:104:LYS:NZ	2.53	0.41
1:C:22:LYS:CD	3:C:2077:HOH:O	2.67	0.41
1:C:151:ILE:CG2	1:C:301:VAL:HG13	2.51	0.41
1:A:66:GLU:HG2	1:C:387:ARG:O	2.20	0.41
1:C:49:LEU:CD2	1:D:51:VAL:HG21	2.50	0.41
1:D:6:PRO:HD2	1:D:266:ASN:OD1	2.21	0.41
1:B:106:THR:HG21	1:B:137:THR:HG22	2.02	0.41
1:B:454:GLN:HA	1:B:457:ARG:HH12	1.83	0.41
1:C:202:ARG:HG3	3:C:2131:HOH:O	2.19	0.41
1:C:251:ARG:O	1:C:252:LEU:C	2.58	0.41
1:C:234:HIS:CD2	1:C:309:LEU:HD11	2.55	0.41
1:D:26:LEU:HB3	1:D:34:VAL:CG2	2.48	0.41
1:D:237:THR:HA	1:D:276:TRP:CD1	2.55	0.41
1:A:177:ASP:HB3	1:A:180:MET:CG	2.51	0.41
1:A:241:ILE:HD13	1:A:241:ILE:HA	1.91	0.41
1:A:252:LEU:HA	1:A:252:LEU:HD23	1.74	0.41
1:A:358:PRO:O	1:A:361:HIS:HB2	2.20	0.41
1:A:391:MET:CE	1:A:393:MET:HE3	2.50	0.41
1:A:82:GLY:HA3	1:A:316:VAL:O	2.21	0.41
1:B:201:ASP:HB3	1:B:243:ASN:ND2	2.36	0.41
1:B:25:VAL:HG13	1:D:414:GLN:CG	2.51	0.41
1:B:323:ASN:CG	1:D:396:ASN:HB3	2.40	0.41
1:B:467:LYS:HG3	1:B:468:ASP:N	2.35	0.41
1:B:430:ARG:HB3	1:C:39:ASN:O	2.21	0.41
1:C:472:PHE:CZ	1:C:473:ILE:HG13	2.55	0.41
1:D:155:ARG:NH1	1:D:299:THR:HG21	2.35	0.41
1:D:201:ASP:O	1:D:243:ASN:HB3	2.20	0.41
1:D:467:LYS:HE2	1:D:499:TYR:CE1	2.56	0.41
1:A:108:ILE:HD13	1:A:315:LEU:HD22	2.03	0.41
1:B:112:PHE:O	1:B:113:SER:HB3	2.21	0.41
1:C:237:THR:OG1	1:C:239:GLN:HG2	2.21	0.41
1:D:124:THR:HG22	1:D:244:LEU:HD12	2.03	0.41
1:D:427:ASP:O	1:D:429:GLN:HG2	2.20	0.41

*Continued on next page...*

*Continued from previous page...*

Atom-1	Atom-2	Interatomic distance (Å)	Clash overlap (Å)
1:A:349:MET:SD	2:A:2000:HEM:HBB1	2.60	0.41
1:A:433:SER:HA	1:A:436:ASP:OD1	2.21	0.41
1:B:223:ASN:ND2	1:B:227:GLU:HB2	2.29	0.41
1:B:385:TYR:CD2	1:B:404:TYR:HB2	2.56	0.41
1:B:439:VAL:CG2	1:B:440:THR:N	2.81	0.41
1:C:229:VAL:HG11	3:C:2115:HOH:O	2.20	0.41
1:B:429:GLN:C	1:C:41:LEU:HD12	2.41	0.41
1:D:74:HIS:CE1	1:D:115:VAL:HG22	2.56	0.41
1:D:460:GLU:CG	1:D:495:LEU:HD11	2.50	0.41
1:B:145:VAL:HG22	1:B:333:PHE:HB3	2.01	0.41
1:B:65:ARG:HA	1:C:363:HIS:CD2	2.56	0.41
1:C:110:VAL:CG1	1:C:111:ARG:N	2.83	0.41
1:C:485:HIS:HA	1:C:486:PRO:HD2	1.65	0.41
1:D:155:ARG:NH1	1:D:299:THR:CG2	2.84	0.41
1:D:324:TYR:CE1	1:D:328:VAL:HG11	2.56	0.41
1:D:142:TRP:HB2	1:D:339:PRO:CG	2.51	0.41
1:D:445:PHE:O	1:D:449:VAL:HB	2.20	0.41
1:A:172:GLN:OE1	1:D:10:GLN:NE2	2.46	0.40
1:A:410:ALA:HB1	1:A:411:PRO:HD2	2.02	0.40
1:C:228:ALA:C	1:C:229:VAL:CG1	2.89	0.40
1:C:364:ARG:HE	2:C:2002:HEM:CGA	2.27	0.40
1:C:402:ASN:HB2	1:D:165:HIS:HD1	1.86	0.40
1:C:451:ASN:CG	1:C:454:GLN:HG3	2.40	0.40
1:C:73:VAL:CG2	2:C:2002:HEM:C2A	3.04	0.40
1:D:385:TYR:HA	1:D:387:ARG:HH12	1.86	0.40
1:A:155:ARG:HH21	1:A:190:GLU:CB	2.27	0.40
1:A:216:SER:HB3	1:A:298:LEU:HD11	2.03	0.40
1:A:25:VAL:HG11	1:A:33:PRO:HB3	2.02	0.40
1:B:110:VAL:HG12	1:B:111:ARG:N	2.36	0.40
1:B:353:ARG:HD2	2:B:2001:HEM:HHC	2.03	0.40
1:D:189:PRO:CG	1:D:480:ASN:HD22	2.23	0.40
1:A:242:LYS:HD3	1:A:243:ASN:N	2.36	0.40
1:A:71:ARG:HG3	1:A:71:ARG:HH11	1.87	0.40
1:A:92:ARG:CB	1:A:92:ARG:HH11	2.33	0.40
1:B:126:ARG:HE	1:B:199:PHE:HA	1.87	0.40
1:B:414:GLN:HA	1:B:415:PRO:HD2	1.92	0.40
1:D:116:ALA:O	1:D:168:LYS:NZ	2.45	0.40
1:D:124:THR:HG22	1:D:244:LEU:CD1	2.51	0.40
1:D:209:ARG:HG2	1:D:274:PRO:CB	2.49	0.40
1:A:160:PHE:CE2	2:A:2000:HEM:CHB	3.05	0.40
1:A:295:PRO:HD3	1:D:46:ARG:NH1	2.36	0.40

*Continued on next page...*

Continued from previous page...

Atom-1	Atom-2	Interatomic distance (Å)	Clash overlap (Å)
1:A:298:LEU:HD21	2:A:2000:HEM:CMC	2.51	0.40
1:B:155:ARG:HA	1:B:349:MET:HG3	2.03	0.40
1:B:49:LEU:HB2	1:C:351:GLN:HB3	2.02	0.40
1:D:115:VAL:HB	1:D:127:ASP:OD2	2.21	0.40
1:D:156:ASP:OD1	1:D:158:LEU:HB2	2.22	0.40
1:D:189:PRO:C	1:D:191:SER:H	2.24	0.40
1:D:338:MET:CE	1:D:342:ILE:HG22	2.51	0.40
1:A:159:LEU:HD21	1:A:188:ARG:NE	2.37	0.40
1:A:232:LYS:HG3	1:A:302:TRP:CD2	2.57	0.40
1:A:377:PRO:HB3	1:C:30:GLY:O	2.21	0.40
1:A:485:HIS:HD2	1:A:487:GLU:HB3	1.87	0.40
1:B:112:PHE:CG	1:B:208:HIS:HB3	2.57	0.40
1:B:442:VAL:O	1:B:445:PHE:HB3	2.21	0.40
1:B:466:LEU:HD11	1:B:477:ALA:HB1	2.04	0.40
1:C:291:PHE:CE2	1:C:293:PHE:O	2.75	0.40
1:D:16:GLU:HG3	1:D:16:GLU:H	1.66	0.40
1:B:382:VAL:HA	1:D:27:THR:OG1	2.21	0.40
1:D:26:LEU:O	1:D:34:VAL:HG22	2.22	0.40
1:D:395:ASP:O	1:D:396:ASN:CB	2.70	0.40
1:D:427:ASP:O	1:D:428:VAL:C	2.57	0.40
1:D:496:LEU:O	1:D:500:ASN:N	2.48	0.40

All (3) symmetry-related close contacts are listed below. The label for Atom-2 includes the symmetry operator and encoded unit-cell translations to be applied.

Atom-1	Atom-2	Interatomic distance (Å)	Clash overlap (Å)
1:C:85:GLU:OE2	3:C:2084:HOH:O[3_645]	2.15	0.05
3:B:2109:HOH:O	3:C:2220:HOH:O[3_655]	2.15	0.05
1:C:102:ILE:O	3:B:2221:HOH:O[3_645]	2.16	0.04

## 5.3 Torsion angles

### 5.3.1 Protein backbone

In the following table, the Percentiles column shows the percent Ramachandran outliers of the chain as a percentile score with respect to all X-ray entries followed by that with respect to entries of similar resolution.

The Analysed column shows the number of residues for which the backbone conformation was analysed, and the total number of residues.

Mol	Chain	Analysed	Favoured	Allowed	Outliers	Percentiles	
1	A	497/506 (98%)	452 (91%)	42 (8%)	3 (1%)	28	62
1	B	497/506 (98%)	419 (84%)	70 (14%)	8 (2%)	11	36
1	C	497/506 (98%)	434 (87%)	55 (11%)	8 (2%)	11	36
1	D	497/506 (98%)	435 (88%)	55 (11%)	7 (1%)	13	39
All	All	1988/2024 (98%)	1740 (88%)	222 (11%)	26 (1%)	14	41

All (26) Ramachandran outliers are listed below:

Mol	Chain	Res	Type
1	A	19	ALA
1	B	100	GLU
1	B	124	THR
1	D	36	ASP
1	A	440	THR
1	B	121	SER
1	B	440	THR
1	B	448	LYS
1	D	413	HIS
1	A	100	GLU
1	B	437	ASP
1	B	446	TYR
1	C	485	HIS
1	D	411	PRO
1	C	100	GLU
1	C	440	THR
1	D	91	THR
1	B	192	LEU
1	C	370	LEU
1	D	24	ASP
1	D	440	THR
1	C	121	SER
1	C	347	ASP
1	D	216	SER
1	C	181	VAL
1	C	127	ASP

### 5.3.2 Protein sidechains ⓘ

In the following table, the Percentiles column shows the percent sidechain outliers of the chain as a percentile score with respect to all X-ray entries followed by that with respect to entries of similar resolution.

The Analysed column shows the number of residues for which the sidechain conformation was analysed, and the total number of residues.

Mol	Chain	Analysed	Rotameric	Outliers	Percentiles	
1	A	431/437 (99%)	396 (92%)	35 (8%)	14	37
1	B	431/437 (99%)	380 (88%)	51 (12%)	6	18
1	C	431/437 (99%)	387 (90%)	44 (10%)	8	25
1	D	431/437 (99%)	399 (93%)	32 (7%)	16	42
All	All	1724/1748 (99%)	1562 (91%)	162 (9%)	10	29

All (162) residues with a non-rotameric sidechain are listed below:

Mol	Chain	Res	Type
1	A	3	ASN
1	A	4	ARG
1	A	18	ARG
1	A	37	LYS
1	A	41	LEU
1	A	43	VAL
1	A	49	LEU
1	A	50	LEU
1	A	51	VAL
1	A	54	VAL
1	A	92	ARG
1	A	118	GLU
1	A	131	PHE
1	A	148	ASN
1	A	149	THR
1	A	194	GLN
1	A	229	VAL
1	A	231	CYS
1	A	235	TYR
1	A	263	ASP
1	A	306	ASP
1	A	336	SER
1	A	374	VAL
1	A	379	ARG
1	A	388	ASP
1	A	402	ASN
1	A	407	SER
1	A	413	HIS
1	A	421	ARG
1	A	435	ASN

*Continued on next page...*

*Continued from previous page...*

Mol	Chain	Res	Type
1	A	436	ASP
1	A	438	ASN
1	A	488	TYR
1	A	495	LEU
1	A	501	GLU
1	B	18	ARG
1	B	21	GLN
1	B	32	ASN
1	B	37	LYS
1	B	41	LEU
1	B	43	VAL
1	B	46	ARG
1	B	49	LEU
1	B	67	ARG
1	B	73	VAL
1	B	85	GLU
1	B	92	ARG
1	B	94	SER
1	B	95	LYS
1	B	101	HIS
1	B	114	THR
1	B	121	SER
1	B	124	THR
1	B	126	ARG
1	B	127	ASP
1	B	131	PHE
1	B	149	THR
1	B	162	SER
1	B	200	SER
1	B	202	ARG
1	B	220	LYS
1	B	232	LYS
1	B	235	TYR
1	B	252	LEU
1	B	272	ASN
1	B	277	THR
1	B	290	ILE
1	B	319	ARG
1	B	330	GLN
1	B	374	VAL
1	B	381	ARG
1	B	393	MET

*Continued on next page...*

*Continued from previous page...*

Mol	Chain	Res	Type
1	B	394	MET
1	B	402	ASN
1	B	412	GLU
1	B	416	SER
1	B	427	ASP
1	B	447	LEU
1	B	457	ARG
1	B	466	LEU
1	B	472	PHE
1	B	476	LYS
1	B	488	TYR
1	B	498	LYS
1	B	499	TYR
1	B	501	GLU
1	C	3	ASN
1	C	4	ARG
1	C	18	ARG
1	C	26	LEU
1	C	34	VAL
1	C	46	ARG
1	C	52	GLN
1	C	65	ARG
1	C	92	ARG
1	C	97	LYS
1	C	105	ARG
1	C	131	PHE
1	C	149	THR
1	C	194	GLN
1	C	200	SER
1	C	229	VAL
1	C	235	TYR
1	C	239	GLN
1	C	245	SER
1	C	248	ASP
1	C	286	SER
1	C	289	GLU
1	C	293	PHE
1	C	336	SER
1	C	345	SER
1	C	381	ARG
1	C	402	ASN
1	C	413	HIS

*Continued on next page...*

*Continued from previous page...*

Mol	Chain	Res	Type
1	C	414	GLN
1	C	418	LEU
1	C	421	ARG
1	C	427	ASP
1	C	436	ASP
1	C	438	ASN
1	C	450	LEU
1	C	451	ASN
1	C	453	GLU
1	C	454	GLN
1	C	467	LYS
1	C	470	GLN
1	C	471	LEU
1	C	472	PHE
1	C	488	TYR
1	C	501	GLU
1	D	18	ARG
1	D	22	LYS
1	D	26	LEU
1	D	60	MET
1	D	105	ARG
1	D	127	ASP
1	D	131	PHE
1	D	148	ASN
1	D	193	HIS
1	D	220	LYS
1	D	229	VAL
1	D	235	TYR
1	D	247	GLU
1	D	275	SER
1	D	280	ILE
1	D	286	SER
1	D	306	ASP
1	D	314	LYS
1	D	319	ARG
1	D	392	CYS
1	D	397	GLN
1	D	403	TYR
1	D	409	SER
1	D	412	GLU
1	D	413	HIS
1	D	421	ARG

*Continued on next page...*



*Continued from previous page...*

Mol	Chain	Res	Type
1	D	435	ASN
1	D	438	ASN
1	D	444	THR
1	D	467	LYS
1	D	479	LYS
1	D	488	TYR

Some sidechains can be flipped to improve hydrogen bonding and reduce clashes. All (68) such sidechains are listed below:

Mol	Chain	Res	Type
1	A	13	HIS
1	A	21	GLN
1	A	74	HIS
1	A	148	ASN
1	A	254	HIS
1	A	304	HIS
1	A	320	ASN
1	A	337	ASN
1	A	420	HIS
1	A	429	GLN
1	A	454	GLN
1	A	480	ASN
1	A	485	HIS
1	B	17	GLN
1	B	21	GLN
1	B	32	ASN
1	B	62	HIS
1	B	208	HIS
1	B	239	GLN
1	B	243	ASN
1	B	272	ASN
1	B	337	ASN
1	B	396	ASN
1	B	402	ASN
1	B	413	HIS
1	B	435	ASN
1	B	461	ASN
1	B	485	HIS
1	C	17	GLN
1	C	21	GLN
1	C	32	ASN
1	C	52	GLN

*Continued on next page...*

*Continued from previous page...*

Mol	Chain	Res	Type
1	C	172	GLN
1	C	210	HIS
1	C	239	GLN
1	C	272	ASN
1	C	337	ASN
1	C	402	ASN
1	C	414	GLN
1	C	423	HIS
1	C	432	ASN
1	C	435	ASN
1	C	438	ASN
1	C	454	GLN
1	C	461	ASN
1	C	470	GLN
1	C	474	GLN
1	C	485	HIS
1	C	493	GLN
1	D	21	GLN
1	D	32	ASN
1	D	52	GLN
1	D	74	HIS
1	D	147	ASN
1	D	148	ASN
1	D	170	ASN
1	D	193	HIS
1	D	254	HIS
1	D	304	HIS
1	D	337	ASN
1	D	363	HIS
1	D	368	ASN
1	D	386	GLN
1	D	420	HIS
1	D	429	GLN
1	D	438	ASN
1	D	470	GLN
1	D	480	ASN

### 5.3.3 RNA ⓘ

There are no RNA molecules in this entry.

## 5.4 Non-standard residues in protein, DNA, RNA chains [i](#)

There are no non-standard protein/DNA/RNA residues in this entry.

## 5.5 Carbohydrates [i](#)

There are no carbohydrates in this entry.

## 5.6 Ligand geometry [i](#)

4 ligands are modelled in this entry.

In the following table, the Counts columns list the number of bonds (or angles) for which Mogul statistics could be retrieved, the number of bonds (or angles) that are observed in the model and the number of bonds (or angles) that are defined in the chemical component dictionary. The Link column lists molecule types, if any, to which the group is linked. The Z score for a bond length (or angle) is the number of standard deviations the observed value is removed from the expected value. A bond length (or angle) with  $|Z| > 2$  is considered an outlier worth inspection. RMSZ is the root-mean-square of all Z scores of the bond lengths (or angles).

Mol	Type	Chain	Res	Link	Bond lengths			Bond angles		
					Counts	RMSZ	# $ Z  > 2$	Counts	RMSZ	# $ Z  > 2$
2	HEM	A	2000	1	28,50,50	2.30	8 (28%)	17,82,82	0.80	1 (5%)
2	HEM	B	2001	1	28,50,50	2.39	9 (32%)	17,82,82	0.80	1 (5%)
2	HEM	C	2002	1	28,50,50	2.02	8 (28%)	17,82,82	0.79	1 (5%)
2	HEM	D	2003	1	28,50,50	2.03	8 (28%)	17,82,82	0.79	1 (5%)

In the following table, the Chirals column lists the number of chiral outliers, the number of chiral centers analysed, the number of these observed in the model and the number defined in the chemical component dictionary. Similar counts are reported in the Torsion and Rings columns. '-' means no outliers of that kind were identified.

Mol	Type	Chain	Res	Link	Chirals	Torsions	Rings
2	HEM	A	2000	1	-	0/6/54/54	0/0/8/8
2	HEM	B	2001	1	-	0/6/54/54	0/0/8/8
2	HEM	C	2002	1	-	0/6/54/54	0/0/8/8
2	HEM	D	2003	1	-	0/6/54/54	0/0/8/8

All (33) bond length outliers are listed below:

Mol	Chain	Res	Type	Atoms	Z	Observed(Å)	Ideal(Å)
2	A	2000	HEM	CMC-C2C	-6.04	1.38	1.51
2	B	2001	HEM	C3B-CAB	-4.59	1.38	1.47

*Continued on next page...*

*Continued from previous page...*

Mol	Chain	Res	Type	Atoms	Z	Observed(Å)	Ideal(Å)
2	D	2003	HEM	C3B-CAB	-4.58	1.38	1.47
2	C	2002	HEM	C3B-CAB	-4.56	1.38	1.47
2	A	2000	HEM	C3B-CAB	-4.49	1.39	1.47
2	B	2001	HEM	C3C-CAC	-4.25	1.39	1.47
2	A	2000	HEM	C3C-CAC	-4.24	1.39	1.47
2	D	2003	HEM	C3C-CAC	-4.24	1.39	1.47
2	C	2002	HEM	C3C-CAC	-4.24	1.39	1.47
2	A	2000	HEM	C3B-C2B	-4.01	1.35	1.40
2	C	2002	HEM	C3B-C2B	-4.00	1.35	1.40
2	D	2003	HEM	C3B-C2B	-3.97	1.35	1.40
2	B	2001	HEM	C3B-C2B	-3.96	1.35	1.40
2	D	2003	HEM	C3C-C2C	-2.48	1.37	1.40
2	C	2002	HEM	C3C-C2C	-2.47	1.37	1.40
2	A	2000	HEM	C3C-C2C	-2.44	1.37	1.40
2	B	2001	HEM	C3C-C2C	-2.36	1.37	1.40
2	D	2003	HEM	CBC-CAC	2.35	1.45	1.28
2	B	2001	HEM	CBC-CAC	2.35	1.45	1.28
2	C	2002	HEM	CBC-CAC	2.37	1.45	1.28
2	C	2002	HEM	C1C-NC	2.66	1.39	1.36
2	B	2001	HEM	C1C-NC	2.75	1.40	1.36
2	A	2000	HEM	C1C-NC	2.77	1.40	1.36
2	D	2003	HEM	C1C-NC	2.84	1.40	1.36
2	B	2001	HEM	C1B-NB	3.20	1.40	1.36
2	C	2002	HEM	C1B-NB	3.21	1.40	1.36
2	A	2000	HEM	C1B-NB	3.21	1.40	1.36
2	D	2003	HEM	C1B-NB	3.24	1.40	1.36
2	A	2000	HEM	C4C-NC	3.59	1.41	1.36
2	B	2001	HEM	C4C-NC	3.60	1.41	1.36
2	C	2002	HEM	C4C-NC	3.60	1.41	1.36
2	D	2003	HEM	C4C-NC	3.61	1.41	1.36
2	B	2001	HEM	C4A-CHB	6.84	1.58	1.40

All (4) bond angle outliers are listed below:

Mol	Chain	Res	Type	Atoms	Z	Observed(°)	Ideal(°)
2	B	2001	HEM	CBA-CAA-C2A	-2.32	108.05	112.48
2	C	2002	HEM	CBA-CAA-C2A	-2.30	108.08	112.48
2	D	2003	HEM	CBA-CAA-C2A	-2.29	108.10	112.48
2	A	2000	HEM	CBA-CAA-C2A	-2.28	108.13	112.48

There are no chirality outliers.

There are no torsion outliers.

There are no ring outliers.

4 monomers are involved in 111 short contacts:

Mol	Chain	Res	Type	Clashes	Symm-Clashes
2	A	2000	HEM	36	0
2	B	2001	HEM	28	0
2	C	2002	HEM	18	0
2	D	2003	HEM	29	0

## 5.7 Other polymers [i](#)

There are no such residues in this entry.

## 5.8 Polymer linkage issues [i](#)

There are no chain breaks in this entry.

## 6 Fit of model and data [i](#)

### 6.1 Protein, DNA and RNA chains [i](#)

In the following table, the column labelled ‘#RSRZ> 2’ contains the number (and percentage) of RSRZ outliers, followed by percent RSRZ outliers for the chain as percentile scores relative to all X-ray entries and entries of similar resolution. The OWAB column contains the minimum, median, 95<sup>th</sup> percentile and maximum values of the occupancy-weighted average B-factor per residue. The column labelled ‘Q< 0.9’ lists the number of (and percentage) of residues with an average occupancy less than 0.9.

Mol	Chain	Analysed	<RSRZ>	#RSRZ>2	OWAB(Å <sup>2</sup> )	Q<0.9
1	A	499/506 (98%)	-0.49	3 (0%) 89 86	8, 24, 48, 89	0
1	B	499/506 (98%)	-0.33	6 (1%) 79 72	10, 31, 56, 88	0
1	C	499/506 (98%)	-0.44	0 100 100	6, 27, 56, 81	1 (0%)
1	D	499/506 (98%)	-0.35	3 (0%) 89 86	10, 30, 60, 87	0
All	All	1996/2024 (98%)	-0.40	12 (0%) 89 86	6, 28, 55, 89	1 (0%)

All (12) RSRZ outliers are listed below:

Mol	Chain	Res	Type	RSRZ
1	A	20	ALA	5.4
1	B	20	ALA	3.9
1	A	3	ASN	3.4
1	B	19	ALA	2.7
1	A	19	ALA	2.6
1	B	3	ASN	2.4
1	B	270	THR	2.3
1	B	421	ARG	2.3
1	D	20	ALA	2.3
1	B	21	GLN	2.2
1	D	426	GLY	2.1
1	D	3	ASN	2.0

### 6.2 Non-standard residues in protein, DNA, RNA chains [i](#)

There are no non-standard protein/DNA/RNA residues in this entry.

### 6.3 Carbohydrates [i](#)

There are no carbohydrates in this entry.

## 6.4 Ligands [i](#)

In the following table, the Atoms column lists the number of modelled atoms in the group and the number defined in the chemical component dictionary. LLDF column lists the quality of electron density of the group with respect to its neighbouring residues in protein, DNA or RNA chains. The B-factors column lists the minimum, median, 95<sup>th</sup> percentile and maximum values of B factors of atoms in the group. The column labelled 'Q< 0.9' lists the number of atoms with occupancy less than 0.9.

Mol	Type	Chain	Res	Atoms	RSCC	RSR	LLDF	B-factors(Å <sup>2</sup> )	Q<0.9
2	HEM	B	2001	43/43	0.92	0.25	2.53	16,35,50,71	0
2	HEM	D	2003	43/43	0.93	0.22	1.76	17,33,49,60	0
2	HEM	A	2000	43/43	0.95	0.19	0.84	4,30,44,49	0
2	HEM	C	2002	43/43	0.96	0.16	0.67	15,31,42,91	0

## 6.5 Other polymers [i](#)

There are no such residues in this entry.