



Full wwPDB X-ray Structure Validation Report ⓘ

Feb 14, 2017 – 03:33 am GMT

PDB ID : 1TMF
Title : THREE-DIMENSIONAL STRUCTURE OF THEILER MURINE EN-
CEPHALOMYELITIS VIRUS (BEAN STRAIN)
Authors : Luo, M.; Toth, K.S.
Deposited on : 1992-02-20
Resolution : 3.50 Å(reported)

This is a Full wwPDB X-ray Structure Validation Report for a publicly released PDB entry.

We welcome your comments at validation@mail.wwpdb.org

A user guide is available at

<http://wwpdb.org/validation/2016/XrayValidationReportHelp>

with specific help available everywhere you see the ⓘ symbol.

The following versions of software and data (see [references ⓘ](#)) were used in the production of this report:

MolProbity : 4.02b-467
Xtriage (Phenix) : **NOT EXECUTED**
EDS : **NOT EXECUTED**
Percentile statistics : 20161228.v01 (using entries in the PDB archive December 28th 2016)
Ideal geometry (proteins) : Engh & Huber (2001)
Ideal geometry (DNA, RNA) : Parkinson et al. (1996)
Validation Pipeline (wwPDB-VP) : recalc28949

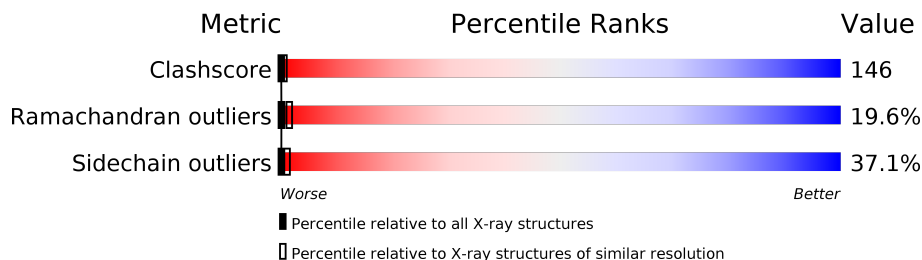
1 Overall quality at a glance

The following experimental techniques were used to determine the structure:

X-RAY DIFFRACTION

The reported resolution of this entry is 3.50 Å.

Percentile scores (ranging between 0-100) for global validation metrics of the entry are shown in the following graphic. The table shows the number of entries on which the scores are based.



Metric	Whole archive (#Entries)	Similar resolution (#Entries, resolution range(Å))
Clashscore	112137	1322 (3.60-3.40)
Ramachandran outliers	110173	1283 (3.60-3.40)
Sidechain outliers	110143	1284 (3.60-3.40)

The table below summarises the geometric issues observed across the polymeric chains and their fit to the electron density. The red, orange, yellow and green segments on the lower bar indicate the fraction of residues that contain outliers for ≥ 3 , 2, 1 and 0 types of geometric quality criteria. A grey segment represents the fraction of residues that are not modelled. The numeric value for each fraction is indicated below the corresponding segment, with a dot representing fractions $\leq 5\%$. The upper red bar (where present) indicates the fraction of residues that have poor fit to the electron density. The numeric value is given above the bar.

Note EDS was not executed.

Mol	Chain	Length	Quality of chain
1	1	276	
2	2	267	
3	3	232	
4	4	45	

2 Entry composition

There are 4 unique types of molecules in this entry. The entry contains 6260 atoms, of which 0 are hydrogens and 0 are deuteriums.

In the tables below, the ZeroOcc column contains the number of atoms modelled with zero occupancy, the AltConf column contains the number of residues with at least one atom in alternate conformation and the Trace column contains the number of residues modelled with at most 2 atoms.

- Molecule 1 is a protein called THEILER'S MURINE ENCEPHALOMYELITIS VIRUS (SUBUNIT VP1).

Mol	Chain	Residues	Atoms					ZeroOcc	AltConf	Trace
1	1	276	Total	C	N	O	S	0	0	0
			2156	1385	361	400	10			

There are 3 discrepancies between the modelled and reference sequences:

Chain	Residue	Modelled	Actual	Comment	Reference
1	138	THR	MET	CONFLICT	UNP P08544
1	139	ASP	THR	CONFLICT	UNP P08544
1	140	THR	ARG	CONFLICT	UNP P08544

- Molecule 2 is a protein called THEILER'S MURINE ENCEPHALOMYELITIS VIRUS (SUBUNIT VP2).

Mol	Chain	Residues	Atoms					ZeroOcc	AltConf	Trace
2	2	267	Total	C	N	O	S	0	0	0
			2078	1299	367	404	8			

- Molecule 3 is a protein called THEILER'S MURINE ENCEPHALOMYELITIS VIRUS (SUBUNIT VP3).

Mol	Chain	Residues	Atoms					ZeroOcc	AltConf	Trace
3	3	232	Total	C	N	O	S	0	0	0
			1785	1148	288	338	11			

- Molecule 4 is a protein called THEILER'S MURINE ENCEPHALOMYELITIS VIRUS (SUBUNIT VP4).

Mol	Chain	Residues	Atoms				ZeroOcc	AltConf	Trace
4	4	31	Total	C	N	O	0	0	0
			241	148	40	53			

There are 3 discrepancies between the modelled and reference sequences:

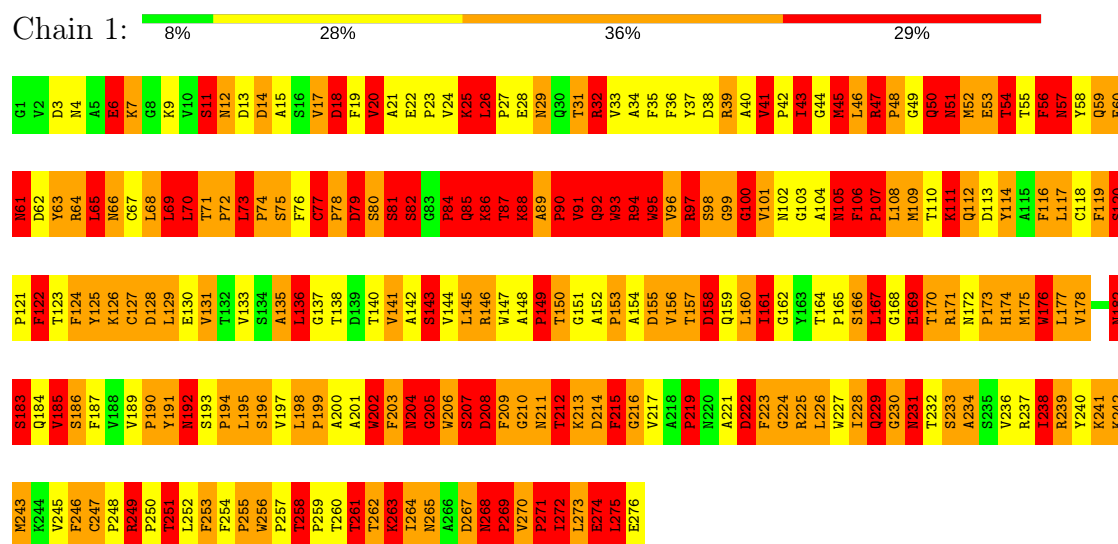
Chain	Residue	Modelled	Actual	Comment	Reference
4	12	ASN	GLN	CONFLICT	UNP P13899
4	13	GLU	SER	CONFLICT	UNP P13899
4	55	LEU	ILE	CONFLICT	UNP P13899

3 Residue-property plots

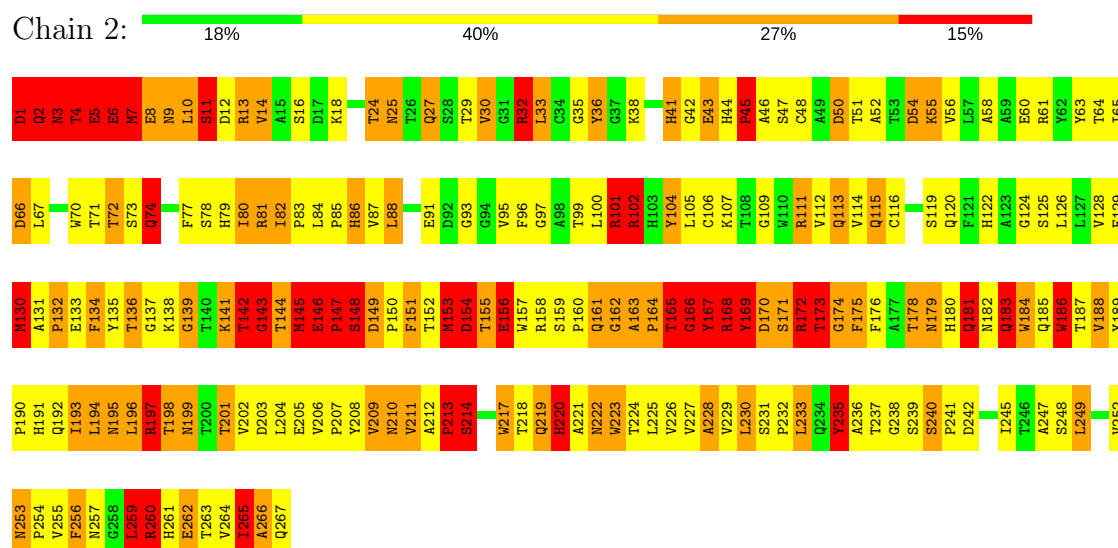
These plots are drawn for all protein, RNA and DNA chains in the entry. The first graphic for a chain summarises the proportions of the various outlier classes displayed in the second graphic. The second graphic shows the sequence view annotated by issues in geometry and electron density. Residues are color-coded according to the number of geometric quality criteria for which they contain at least one outlier: green = 0, yellow = 1, orange = 2 and red = 3 or more. A red dot above a residue indicates a poor fit to the electron density ($RSRZ > 2$). Stretches of 2 or more consecutive residues without any outlier are shown as a green connector. Residues present in the sample, but not in the model, are shown in grey.

Note EDS was not executed.

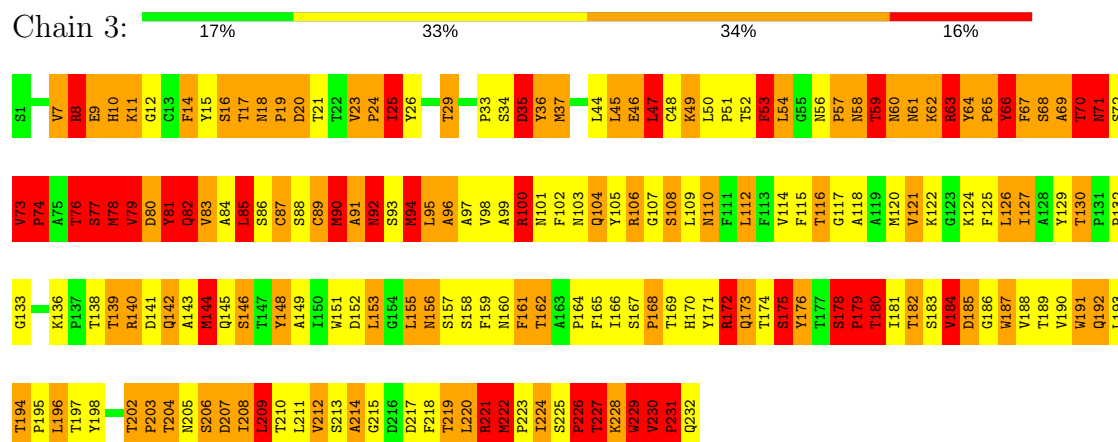
• Molecule 1: THEILER'S MURINE ENCEPHALOMYELITIS VIRUS (SUBUNIT VP1)



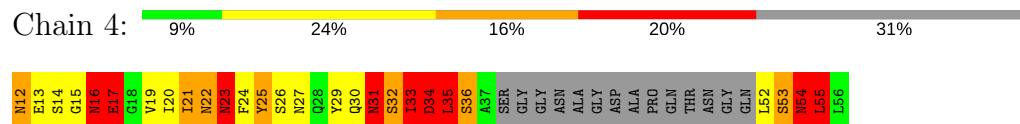
• Molecule 2: THEILER'S MURINE ENCEPHALOMYELITIS VIRUS (SUBUNIT VP2)



• Molecule 3: THEILER'S MURINE ENCEPHALOMYELITIS VIRUS (SUBUNIT VP3)



• Molecule 4: THEILER'S MURINE ENCEPHALOMYELITIS VIRUS (SUBUNIT VP4)



4 Data and refinement statistics

Xtriage (Phenix) and EDS were not executed - this section is therefore incomplete.

Property	Value	Source
Space group	P 43 2 2	Depositor
Cell constants a, b, c, α , β , γ	331.86Å 331.86Å 796.26Å 90.00° 90.00° 90.00°	Depositor
Resolution (Å)	(Not available) – 3.50	Depositor
% Data completeness (in resolution range)	(Not available) ((Not available)-3.50)	Depositor
R_{merge}	(Not available)	Depositor
R_{sym}	(Not available)	Depositor
Refinement program	unknown	Depositor
R, R_{free}	(Not available) , (Not available)	Depositor
Estimated twinning fraction	No twinning to report.	Xtriage
Total number of atoms	6260	wwPDB-VP
Average B, all atoms (Å ²)	0.0	wwPDB-VP

5 Model quality

5.1 Standard geometry

The Z score for a bond length (or angle) is the number of standard deviations the observed value is removed from the expected value. A bond length (or angle) with $|Z| > 5$ is considered an outlier worth inspection. RMSZ is the root-mean-square of all Z scores of the bond lengths (or angles).

Mol	Chain	Bond lengths		Bond angles	
		RMSZ	# $ Z > 5$	RMSZ	# $ Z > 5$
1	1	2.15	61/2222 (2.7%)	2.83	192/3039 (6.3%)
2	2	1.78	34/2136 (1.6%)	2.48	107/2922 (3.7%)
3	3	1.48	20/1840 (1.1%)	2.19	97/2525 (3.8%)
4	4	1.92	2/242 (0.8%)	3.39	17/326 (5.2%)
All	All	1.85	117/6440 (1.8%)	2.57	413/8812 (4.7%)

Chiral center outliers are detected by calculating the chiral volume of a chiral center and verifying if the center is modelled as a planar moiety or with the opposite hand. A planarity outlier is detected by checking planarity of atoms in a peptide group, atoms in a mainchain group or atoms of a sidechain that are expected to be planar.

Mol	Chain	#Chirality outliers	#Planarity outliers
1	1	0	41
2	2	0	16
3	3	0	8
4	4	0	3
All	All	0	68

All (117) bond length outliers are listed below:

Mol	Chain	Res	Type	Atoms	Z	Observed(Å)	Ideal(Å)
1	1	105	ASN	C-N	26.88	1.95	1.34
2	2	260	ARG	C-N	23.72	1.88	1.34
4	4	34	ASP	C-N	-22.19	0.83	1.34
1	1	272	ILE	CB-CG1	21.32	2.13	1.54
2	2	143	GLY	C-N	19.06	1.77	1.34
1	1	75	SER	C-N	18.03	1.75	1.34
1	1	26	LEU	C-N	15.75	1.64	1.34
1	1	251	THR	C-N	15.49	1.69	1.34
2	2	259	LEU	C-N	15.25	1.69	1.34
3	3	74	PRO	C-N	-14.84	0.99	1.34
1	1	27	PRO	C-N	-13.59	1.02	1.34
2	2	147	PRO	C-N	13.58	1.65	1.34

Continued on next page...

Continued from previous page...

Mol	Chain	Res	Type	Atoms	Z	Observed(Å)	Ideal(Å)
1	1	66	ASN	C-N	13.21	1.64	1.34
1	1	272	ILE	N-CA	-13.09	1.20	1.46
1	1	238	ILE	C-N	12.63	1.63	1.34
1	1	25	LYS	C-N	11.42	1.60	1.34
1	1	85	GLN	C-N	11.22	1.59	1.34
1	1	69	LEU	C-N	-11.21	1.08	1.34
1	1	95	TRP	C-N	11.10	1.59	1.34
3	3	164	PRO	C-N	-11.01	1.08	1.34
2	2	3	ASN	C-N	-10.98	1.08	1.34
1	1	219	PRO	C-N	10.60	1.58	1.34
2	2	7	MET	C-N	10.37	1.57	1.34
1	1	184	GLN	N-CA	10.29	1.67	1.46
1	1	107	PRO	C-N	10.29	1.57	1.34
1	1	14	ASP	C-N	-9.97	1.11	1.34
1	1	246	PHE	C-N	9.93	1.56	1.34
1	1	274	GLU	N-CA	-9.81	1.26	1.46
2	2	6	GLU	CG-CD	9.81	1.66	1.51
1	1	185	VAL	N-CA	9.21	1.64	1.46
1	1	153	PRO	C-N	-9.03	1.13	1.34
2	2	2	GLN	C-N	-8.99	1.13	1.34
2	2	265	ILE	N-CA	8.99	1.64	1.46
1	1	159	GLN	C-N	-8.84	1.13	1.34
4	4	55	LEU	C-N	8.83	1.54	1.34
2	2	10	LEU	N-CA	8.75	1.63	1.46
3	3	70	THR	C-N	8.71	1.54	1.34
3	3	29	THR	C-N	-8.53	1.14	1.34
2	2	213	PRO	C-N	-8.49	1.14	1.34
1	1	44	GLY	N-CA	8.45	1.58	1.46
2	2	11	SER	N-CA	8.39	1.63	1.46
2	2	213	PRO	CA-C	-8.32	1.36	1.52
1	1	271	PRO	CA-C	-8.16	1.36	1.52
1	1	273	LEU	C-N	-8.09	1.15	1.34
1	1	158	ASP	C-N	8.00	1.52	1.34
1	1	100	GLY	CA-C	7.93	1.64	1.51
1	1	29	ASN	N-CA	-7.92	1.30	1.46
1	1	12	ASN	C-N	-7.87	1.16	1.34
3	3	19	PRO	C-N	7.73	1.51	1.34
3	3	176	TYR	C-N	-7.65	1.16	1.34
3	3	47	LEU	C-N	-7.64	1.16	1.34
2	2	223	TRP	C-N	-7.57	1.16	1.34
1	1	100	GLY	N-CA	7.48	1.57	1.46
1	1	271	PRO	C-N	-7.48	1.16	1.34

Continued on next page...

Continued from previous page...

Mol	Chain	Res	Type	Atoms	Z	Observed(Å)	Ideal(Å)
2	2	5	GLU	N-CA	7.43	1.61	1.46
3	3	231	PRO	N-CA	-7.41	1.34	1.47
1	1	21	ALA	C-N	7.39	1.51	1.34
2	2	143	GLY	N-CA	-7.38	1.34	1.46
3	3	71	ASN	C-N	7.38	1.51	1.34
1	1	156	VAL	C-N	-7.17	1.17	1.34
1	1	57	ASN	C-N	7.11	1.50	1.34
1	1	237	ARG	C-N	6.92	1.50	1.34
3	3	180	THR	C-N	-6.91	1.18	1.34
1	1	176	TRP	N-CA	6.91	1.60	1.46
1	1	176	TRP	CB-CG	6.85	1.62	1.50
1	1	73	LEU	N-CA	-6.83	1.32	1.46
2	2	9	ASN	CA-C	6.80	1.70	1.52
2	2	8	GLU	N-CA	-6.80	1.32	1.46
1	1	69	LEU	N-CA	6.69	1.59	1.46
1	1	228	ILE	N-CA	6.63	1.59	1.46
1	1	184	GLN	CA-C	6.53	1.70	1.52
3	3	168	PRO	C-N	-6.37	1.19	1.34
2	2	148	SER	N-CA	6.37	1.59	1.46
2	2	4	THR	CA-C	6.35	1.69	1.52
2	2	146	GLU	C-N	6.33	1.46	1.34
1	1	117	LEU	C-N	6.31	1.48	1.34
1	1	271	PRO	C-O	6.23	1.35	1.23
1	1	184	GLN	C-N	6.20	1.48	1.34
2	2	186	TRP	CD1-NE1	6.12	1.48	1.38
2	2	6	GLU	CB-CG	6.09	1.63	1.52
2	2	6	GLU	CD-OE2	6.02	1.32	1.25
1	1	9	LYS	C-N	-6.02	1.20	1.34
1	1	28	GLU	C-N	-5.96	1.20	1.34
1	1	129	LEU	N-CA	5.95	1.58	1.46
1	1	183	SER	C-N	5.95	1.47	1.34
3	3	37	MET	C-N	-5.93	1.20	1.34
3	3	74	PRO	CA-C	-5.91	1.41	1.52
1	1	124	PHE	CB-CG	-5.89	1.41	1.51
2	2	4	THR	C-N	5.88	1.47	1.34
1	1	72	PRO	C-N	-5.82	1.20	1.34
1	1	46	LEU	CA-C	-5.74	1.38	1.52
2	2	164	PRO	N-CA	-5.70	1.37	1.47
1	1	230	GLY	N-CA	5.68	1.54	1.46
2	2	217	TRP	N-CA	5.67	1.57	1.46
1	1	32	ARG	C-N	-5.64	1.21	1.34
3	3	229	TRP	NE1-CE2	-5.62	1.30	1.37

Continued on next page...

Continued from previous page...

Mol	Chain	Res	Type	Atoms	Z	Observed(Å)	Ideal(Å)
1	1	216	GLY	N-CA	-5.59	1.37	1.46
2	2	214	SER	N-CA	-5.58	1.35	1.46
3	3	231	PRO	CA-C	-5.56	1.41	1.52
3	3	203	PRO	CA-C	-5.54	1.41	1.52
2	2	10	LEU	CA-C	5.48	1.67	1.52
3	3	92	ASN	N-CA	-5.44	1.35	1.46
2	2	6	GLU	CD-OE1	5.43	1.31	1.25
3	3	230	VAL	C-N	-5.39	1.24	1.34
1	1	272	ILE	CB-CG2	5.34	1.69	1.52
1	1	125	TYR	N-CA	5.30	1.56	1.46
1	1	6	GLU	C-N	-5.25	1.22	1.34
2	2	184	TRP	NE1-CE2	-5.25	1.30	1.37
2	2	5	GLU	C-N	5.23	1.46	1.34
1	1	72	PRO	CA-C	-5.22	1.42	1.52
3	3	11	LYS	C-N	5.20	1.42	1.33
1	1	56	PHE	N-CA	5.13	1.56	1.46
2	2	184	TRP	CB-CG	5.11	1.59	1.50
2	2	264	VAL	C-N	5.08	1.45	1.34
3	3	57	PRO	N-CA	5.05	1.55	1.47
1	1	205	GLY	C-N	5.01	1.45	1.34
1	1	61	ASN	C-N	-5.00	1.22	1.34

All (413) bond angle outliers are listed below:

Mol	Chain	Res	Type	Atoms	Z	Observed(°)	Ideal(°)
4	4	34	ASP	O-C-N	-39.99	58.71	122.70
2	2	5	GLU	O-C-N	-31.95	71.58	122.70
2	2	8	GLU	O-C-N	-31.40	72.46	122.70
2	2	3	ASN	O-C-N	-29.42	75.64	122.70
1	1	271	PRO	O-C-N	25.78	163.95	122.70
1	1	107	PRO	O-C-N	-25.48	81.92	122.70
1	1	32	ARG	O-C-N	-21.45	88.39	122.70
1	1	273	LEU	O-C-N	21.36	156.88	122.70
2	2	147	PRO	O-C-N	-21.07	88.99	122.70
2	2	8	GLU	CA-C-N	20.61	162.55	117.20
4	4	34	ASP	CA-C-N	20.57	162.47	117.20
2	2	2	GLN	O-C-N	-20.33	90.17	122.70
3	3	74	PRO	O-C-N	20.29	155.16	122.70
1	1	85	GLN	O-C-N	19.99	154.68	122.70
1	1	182	ASN	O-C-N	-19.57	91.40	122.70
1	1	97	ARG	C-N-CA	18.60	168.20	121.70
1	1	272	ILE	CB-CA-C	-18.32	74.95	111.60

Continued on next page...

Continued from previous page...

Mol	Chain	Res	Type	Atoms	Z	Observed(°)	Ideal(°)
1	1	28	GLU	O-C-N	-18.28	93.46	122.70
1	1	105	ASN	CA-C-N	-18.23	77.09	117.20
2	2	6	GLU	O-C-N	-18.11	93.72	122.70
1	1	271	PRO	CA-C-N	-17.88	77.86	117.20
3	3	77	SER	O-C-N	17.85	151.26	122.70
2	2	8	GLU	C-N-CA	17.54	165.55	121.70
1	1	159	GLN	C-N-CA	17.43	165.28	121.70
1	1	215	PHE	O-C-N	17.41	152.79	123.20
1	1	84	PRO	O-C-N	-16.62	96.11	122.70
1	1	107	PRO	CA-C-N	16.62	153.76	117.20
1	1	26	LEU	O-C-N	-16.40	89.94	121.10
3	3	67	PHE	CA-CB-CG	16.40	153.26	113.90
1	1	272	ILE	CG1-CB-CG2	16.15	146.93	111.40
1	1	95	TRP	O-C-N	-15.90	97.27	122.70
1	1	215	PHE	CA-C-N	-15.89	84.42	116.20
1	1	97	ARG	O-C-N	-15.68	97.61	122.70
1	1	273	LEU	CA-C-N	-15.65	82.78	117.20
2	2	147	PRO	CA-C-N	15.62	151.57	117.20
1	1	107	PRO	C-N-CA	15.44	160.29	121.70
1	1	85	GLN	CA-C-N	-14.87	84.49	117.20
3	3	74	PRO	C-N-CA	14.47	157.88	121.70
3	3	74	PRO	CA-C-N	-14.30	85.73	117.20
2	2	235	TYR	O-C-N	14.28	145.55	122.70
1	1	65	LEU	C-N-CA	14.02	156.75	121.70
2	2	241	PRO	O-C-N	14.02	145.13	122.70
2	2	143	GLY	C-N-CA	-13.68	87.50	121.70
3	3	214	ALA	C-N-CA	13.44	150.53	122.30
4	4	34	ASP	C-N-CA	13.43	155.26	121.70
2	2	147	PRO	C-N-CA	13.40	155.19	121.70
3	3	64	TYR	O-C-N	-13.27	95.88	121.10
3	3	71	ASN	N-CA-CB	13.23	134.42	110.60
3	3	77	SER	CA-C-N	-13.23	88.09	117.20
3	3	184	VAL	O-C-N	13.14	143.72	122.70
2	2	1	ASP	O-C-N	-12.99	101.91	122.70
2	2	139	GLY	C-N-CA	12.71	153.47	121.70
4	4	55	LEU	O-C-N	-12.54	102.63	122.70
3	3	209	LEU	C-N-CA	12.53	153.03	121.70
1	1	100	GLY	C-N-CA	12.48	152.91	121.70
3	3	226	PRO	O-C-N	12.25	142.30	122.70
3	3	179	PRO	O-C-N	12.04	141.97	122.70
1	1	28	GLU	CA-C-N	11.82	143.21	117.20
2	2	6	GLU	CA-C-N	11.78	143.11	117.20

Continued on next page...

Continued from previous page...

Mol	Chain	Res	Type	Atoms	Z	Observed(°)	Ideal(°)
3	3	49	LYS	C-N-CA	11.74	151.04	121.70
1	1	274	GLU	O-C-N	11.71	141.44	122.70
2	2	5	GLU	CA-C-N	11.44	142.36	117.20
1	1	207	SER	O-C-N	11.42	140.97	122.70
2	2	2	GLN	CA-C-N	11.35	142.18	117.20
1	1	26	LEU	CA-C-N	11.22	148.51	117.10
1	1	88	LYS	C-N-CA	11.15	149.59	121.70
1	1	182	ASN	C-N-CA	11.07	149.37	121.70
1	1	182	ASN	CA-C-N	10.88	141.15	117.20
1	1	22	GLU	O-C-N	-10.72	100.73	121.10
3	3	231	PRO	O-C-N	10.66	139.76	122.70
3	3	70	THR	CA-C-N	-10.65	93.78	117.20
1	1	75	SER	O-C-N	-10.63	105.69	122.70
2	2	3	ASN	CA-C-N	10.61	140.54	117.20
1	1	26	LEU	C-N-CD	-10.53	97.44	120.60
1	1	28	GLU	C-N-CA	10.53	148.03	121.70
3	3	71	ASN	O-C-N	-10.51	105.88	122.70
2	2	235	TYR	CA-C-N	-10.49	94.13	117.20
1	1	205	GLY	C-N-CA	10.48	147.90	121.70
1	1	22	GLU	C-N-CD	-10.48	97.55	120.60
1	1	57	ASN	O-C-N	-10.45	105.98	122.70
1	1	21	ALA	C-N-CA	-10.35	95.82	121.70
3	3	67	PHE	CB-CA-C	-10.28	89.83	110.40
3	3	66	TYR	O-C-N	-10.28	106.26	122.70
2	2	146	GLU	CB-CA-C	-10.11	90.19	110.40
2	2	6	GLU	C-N-CA	9.90	146.44	121.70
3	3	184	VAL	CA-C-N	-9.82	95.60	117.20
1	1	97	ARG	CA-C-N	9.80	138.76	117.20
3	3	176	TYR	O-C-N	9.76	138.31	122.70
3	3	202	THR	O-C-N	9.67	139.46	121.10
1	1	246	PHE	O-C-N	-9.65	107.27	122.70
1	1	122	PHE	CA-C-N	-9.58	96.12	117.20
3	3	100	ARG	NE-CZ-NH1	9.58	125.09	120.30
2	2	241	PRO	CA-C-N	-9.49	96.33	117.20
4	4	54	ASN	CB-CA-C	9.43	129.26	110.40
1	1	66	ASN	O-C-N	-9.39	107.67	122.70
2	2	142	THR	O-C-N	9.35	139.09	123.20
1	1	97	ARG	N-CA-CB	9.29	127.31	110.60
1	1	97	ARG	NE-CZ-NH2	9.21	124.91	120.30
1	1	274	GLU	CA-C-N	-9.21	96.95	117.20
1	1	205	GLY	O-C-N	-9.17	108.03	122.70
3	3	59	THR	O-C-N	9.16	137.36	122.70

Continued on next page...

Continued from previous page...

Mol	Chain	Res	Type	Atoms	Z	Observed(°)	Ideal(°)
1	1	229	GLN	CB-CA-C	-9.14	92.13	110.40
1	1	153	PRO	O-C-N	9.07	137.21	122.70
1	1	208	ASP	O-C-N	-9.06	108.20	122.70
2	2	4	THR	N-CA-CB	-9.02	93.15	110.30
1	1	219	PRO	C-N-CA	-9.02	99.16	121.70
1	1	46	LEU	C-N-CA	-9.00	99.19	121.70
3	3	64	TYR	CA-C-N	8.96	142.19	117.10
2	2	5	GLU	CB-CA-C	-8.92	92.55	110.40
2	2	232	PRO	O-C-N	8.82	136.81	122.70
1	1	274	GLU	N-CA-CB	8.80	126.44	110.60
1	1	84	PRO	CA-C-N	8.75	136.44	117.20
3	3	65	PRO	CB-CA-C	-8.69	90.27	112.00
1	1	222	ASP	C-N-CA	-8.65	100.08	121.70
3	3	76	THR	O-C-N	8.62	136.50	122.70
1	1	42	PRO	O-C-N	8.60	136.46	122.70
3	3	180	THR	C-N-CA	8.57	143.13	121.70
2	2	45	PRO	O-C-N	-8.56	109.01	122.70
3	3	222	MET	C-N-CD	8.48	146.21	128.40
1	1	66	ASN	C-N-CA	8.48	142.90	121.70
3	3	176	TYR	CA-C-N	-8.45	98.61	117.20
1	1	81	SER	O-C-N	-8.38	109.29	122.70
1	1	255	PRO	O-C-N	8.38	136.10	122.70
1	1	25	LYS	C-N-CA	-8.37	100.77	121.70
2	2	142	THR	CA-C-N	-8.34	99.52	116.20
3	3	178	SER	N-CA-C	-8.31	88.56	111.00
1	1	40	ALA	O-C-N	8.22	135.85	122.70
1	1	225	ARG	NE-CZ-NH2	8.21	124.41	120.30
1	1	224	GLY	C-N-CA	8.09	141.93	121.70
1	1	174	HIS	N-CA-CB	-8.09	96.04	110.60
1	1	46	LEU	O-C-N	8.08	135.63	122.70
3	3	179	PRO	CA-C-N	-8.05	99.49	117.20
1	1	146	ARG	NE-CZ-NH2	8.02	124.31	120.30
2	2	172	ARG	NE-CZ-NH2	8.01	124.31	120.30
1	1	170	THR	O-C-N	8.00	135.50	122.70
3	3	226	PRO	CA-C-N	-8.00	99.60	117.20
1	1	273	LEU	C-N-CA	7.99	141.67	121.70
1	1	237	ARG	NE-CZ-NH2	7.98	124.29	120.30
1	1	127	CYS	C-N-CA	7.95	141.57	121.70
1	1	107	PRO	CA-N-CD	7.88	122.74	111.70
1	1	207	SER	CA-C-N	-7.88	99.86	117.20
2	2	169	TYR	O-C-N	-7.88	110.09	122.70
1	1	111	LYS	O-C-N	-7.87	110.10	122.70

Continued on next page...

Continued from previous page...

Mol	Chain	Res	Type	Atoms	Z	Observed(°)	Ideal(°)
1	1	25	LYS	CA-C-N	-7.85	99.93	117.20
2	2	111	ARG	NE-CZ-NH2	7.82	124.21	120.30
1	1	32	ARG	NE-CZ-NH2	7.80	124.20	120.30
1	1	207	SER	C-N-CA	7.76	141.10	121.70
2	2	167	TYR	CB-CG-CD1	-7.74	116.36	121.00
2	2	6	GLU	OE1-CD-OE2	-7.72	114.03	123.30
2	2	169	TYR	CB-CG-CD2	-7.72	116.37	121.00
3	3	221	ARG	NE-CZ-NH2	7.66	124.13	120.30
2	2	4	THR	N-CA-C	7.66	131.68	111.00
3	3	106	ARG	NE-CZ-NH2	7.63	124.12	120.30
2	2	32	ARG	NE-CZ-NH2	7.61	124.10	120.30
1	1	171	ARG	NE-CZ-NH2	7.59	124.10	120.30
2	2	139	GLY	O-C-N	-7.53	110.65	122.70
2	2	158	ARG	NE-CZ-NH2	7.49	124.04	120.30
3	3	77	SER	CB-CA-C	-7.46	95.94	110.10
1	1	39	ARG	NE-CZ-NH2	7.43	124.02	120.30
1	1	22	GLU	CA-C-N	7.42	137.89	117.10
2	2	61	ARG	NE-CZ-NH2	7.42	124.01	120.30
1	1	12	ASN	O-C-N	-7.42	110.82	122.70
1	1	40	ALA	CA-C-N	-7.41	100.89	117.20
3	3	63	ARG	CB-CA-C	7.41	125.22	110.40
1	1	27	PRO	O-C-N	7.39	134.53	122.70
1	1	40	ALA	C-N-CA	-7.39	103.22	121.70
3	3	140	ARG	NE-CZ-NH2	7.38	123.99	120.30
2	2	13	ARG	NE-CZ-NH2	7.38	123.99	120.30
1	1	124	PHE	CB-CG-CD1	-7.37	115.64	120.80
3	3	71	ASN	CA-C-N	7.37	133.41	117.20
2	2	102	ARG	NE-CZ-NH2	7.36	123.98	120.30
1	1	47	ARG	NE-CZ-NH2	7.34	123.97	120.30
3	3	8	ARG	NE-CZ-NH2	7.34	123.97	120.30
3	3	63	ARG	NE-CZ-NH2	7.32	123.96	120.30
3	3	81	TYR	CB-CG-CD2	-7.32	116.61	121.00
2	2	165	THR	O-C-N	7.32	135.64	123.20
1	1	173	PRO	O-C-N	7.31	134.40	122.70
2	2	145	MET	O-C-N	-7.29	111.03	122.70
2	2	74	GLN	O-C-N	7.29	134.37	122.70
2	2	101	ARG	NE-CZ-NH2	7.29	123.94	120.30
2	2	81	ARG	NE-CZ-NH2	7.28	123.94	120.30
3	3	58	ASN	O-C-N	7.27	134.34	122.70
3	3	172	ARG	NE-CZ-NH2	7.27	123.94	120.30
2	2	146	GLU	N-CA-C	7.25	130.59	111.00
3	3	64	TYR	C-N-CD	-7.25	104.65	120.60

Continued on next page...

Continued from previous page...

Mol	Chain	Res	Type	Atoms	Z	Observed(°)	Ideal(°)
1	1	92	GLN	O-C-N	7.22	134.26	122.70
3	3	202	THR	CA-C-N	-7.22	96.88	117.10
1	1	106	PHE	O-C-N	-7.19	107.44	121.10
1	1	98	SER	O-C-N	7.18	135.41	123.20
2	2	7	MET	CG-SD-CE	7.18	111.68	100.20
1	1	43	ILE	O-C-N	-7.16	111.03	123.20
1	1	169	GLU	C-N-CA	-7.16	103.80	121.70
1	1	199	PRO	O-C-N	7.16	134.15	122.70
1	1	56	PHE	C-N-CA	-7.15	103.83	121.70
1	1	100	GLY	O-C-N	-7.14	111.28	122.70
1	1	141	VAL	O-C-N	7.13	134.10	122.70
4	4	54	ASN	O-C-N	-7.13	111.30	122.70
1	1	71	THR	O-C-N	-7.12	107.58	121.10
1	1	51	ASN	CB-CA-C	-7.11	96.17	110.40
2	2	10	LEU	C-N-CA	7.11	139.46	121.70
3	3	82	GLN	O-C-N	7.09	134.05	122.70
3	3	231	PRO	CA-C-N	-7.09	101.60	117.20
1	1	107	PRO	CB-CA-C	7.08	129.71	112.00
2	2	219	GLN	O-C-N	-7.08	111.37	122.70
2	2	186	TRP	CB-CG-CD2	-7.06	117.42	126.60
2	2	260	ARG	NE-CZ-NH2	7.06	123.83	120.30
3	3	66	TYR	CA-C-N	7.04	132.68	117.20
3	3	203	PRO	O-C-N	7.04	133.96	122.70
1	1	75	SER	C-N-CA	-7.03	104.12	121.70
2	2	197	ARG	NE-CZ-NH2	7.02	123.81	120.30
2	2	45	PRO	CA-C-N	7.02	132.64	117.20
1	1	124	PHE	CD1-CG-CD2	6.99	127.39	118.30
1	1	120	SER	O-C-N	-6.97	107.86	121.10
1	1	57	ASN	CA-C-N	6.96	132.50	117.20
1	1	64	ARG	NE-CZ-NH2	6.95	123.78	120.30
2	2	153	MET	CG-SD-CE	6.91	111.25	100.20
1	1	55	THR	O-C-N	-6.89	111.67	122.70
2	2	148	SER	O-C-N	-6.87	111.70	122.70
1	1	184	GLN	O-C-N	-6.87	111.72	122.70
3	3	178	SER	CB-CA-C	6.87	123.14	110.10
1	1	31	THR	C-N-CA	-6.84	104.61	121.70
2	2	164	PRO	O-C-N	6.83	133.63	122.70
3	3	94	MET	CG-SD-CE	6.81	111.09	100.20
3	3	187	TRP	N-CA-CB	6.79	122.83	110.60
3	3	70	THR	N-CA-C	6.77	129.28	111.00
3	3	59	THR	CA-C-N	-6.76	102.33	117.20
2	2	235	TYR	CB-CG-CD2	-6.75	116.95	121.00

Continued on next page...

Continued from previous page...

Mol	Chain	Res	Type	Atoms	Z	Observed(°)	Ideal(°)
1	1	52	MET	CG-SD-CE	6.74	110.99	100.20
1	1	46	LEU	CA-C-N	-6.71	102.44	117.20
2	2	144	THR	O-C-N	6.70	133.42	122.70
1	1	272	ILE	CA-CB-CG2	-6.69	97.52	110.90
1	1	192	ASN	O-C-N	-6.67	112.02	122.70
1	1	249	ARG	NE-CZ-NH2	6.67	123.64	120.30
1	1	159	GLN	O-C-N	-6.66	112.04	122.70
2	2	260	ARG	C-N-CA	-6.64	105.10	121.70
4	4	33	ILE	O-C-N	-6.64	112.08	122.70
3	3	69	ALA	CB-CA-C	-6.63	100.15	110.10
2	2	10	LEU	CB-CA-C	-6.62	97.62	110.20
1	1	106	PHE	CB-CA-C	6.61	123.62	110.40
4	4	54	ASN	N-CA-C	-6.59	93.21	111.00
4	4	55	LEU	CA-C-N	6.58	131.67	117.20
3	3	11	LYS	O-C-N	-6.58	112.02	123.20
1	1	79	ASP	O-C-N	6.56	133.19	122.70
2	2	228	ALA	O-C-N	6.54	133.16	122.70
3	3	76	THR	CA-C-N	-6.51	102.87	117.20
1	1	271	PRO	C-N-CA	6.50	137.96	121.70
3	3	33	PRO	O-C-N	6.50	133.10	122.70
2	2	145	MET	C-N-CA	-6.45	105.58	121.70
1	1	45	MET	CG-SD-CE	6.44	110.51	100.20
3	3	209	LEU	O-C-N	-6.44	112.39	122.70
2	2	10	LEU	N-CA-C	6.40	128.29	111.00
1	1	26	LEU	C-N-CA	6.38	148.82	122.00
1	1	243	MET	CG-SD-CE	6.38	110.41	100.20
3	3	62	LYS	C-N-CA	-6.38	105.75	121.70
2	2	24	THR	CB-CA-C	-6.37	94.41	111.60
1	1	31	THR	O-C-N	6.35	132.86	122.70
2	2	145	MET	CG-SD-CE	6.34	110.34	100.20
3	3	185	ASP	CB-CA-C	-6.33	97.75	110.40
2	2	186	TRP	CG-CD2-CE3	-6.32	128.21	133.90
2	2	1	ASP	C-N-CA	-6.30	105.94	121.70
1	1	185	VAL	C-N-CA	6.30	137.45	121.70
1	1	257	PRO	O-C-N	6.29	132.76	122.70
2	2	168	ARG	NE-CZ-NH2	6.29	123.44	120.30
3	3	91	ALA	O-C-N	6.28	132.74	122.70
1	1	231	ASN	C-N-CA	6.27	137.37	121.70
3	3	77	SER	N-CA-C	6.26	127.89	111.00
1	1	185	VAL	CB-CA-C	-6.25	99.52	111.40
2	2	165	THR	CA-C-N	-6.23	103.75	116.20
2	2	9	ASN	N-CA-CB	-6.21	99.42	110.60

Continued on next page...

Continued from previous page...

Mol	Chain	Res	Type	Atoms	Z	Observed(°)	Ideal(°)
4	4	31	ASN	CB-CA-C	6.21	122.83	110.40
3	3	222	MET	CG-SD-CE	6.19	110.11	100.20
1	1	45	MET	CB-CA-C	-6.17	98.05	110.40
3	3	78	MET	CG-SD-CE	6.16	110.06	100.20
1	1	149	PRO	C-N-CA	6.16	137.10	121.70
1	1	59	GLN	O-C-N	6.16	132.55	122.70
2	2	186	TRP	N-CA-CB	-6.14	99.55	110.60
1	1	117	LEU	C-N-CA	-6.14	106.36	121.70
2	2	180	HIS	O-C-N	6.13	132.50	122.70
1	1	79	ASP	CA-C-N	-6.12	103.74	117.20
1	1	46	LEU	N-CA-CB	6.10	122.60	110.40
3	3	37	MET	CG-SD-CE	6.10	109.96	100.20
1	1	153	PRO	CA-C-N	-6.10	103.78	117.20
3	3	79	VAL	O-C-N	6.10	132.46	122.70
2	2	130	MET	CG-SD-CE	6.09	109.94	100.20
1	1	90	PRO	O-C-N	6.08	132.43	122.70
3	3	120	MET	CG-SD-CE	6.06	109.90	100.20
3	3	19	PRO	O-C-N	6.04	132.37	122.70
3	3	90	MET	CG-SD-CE	6.04	109.87	100.20
3	3	144	MET	CG-SD-CE	6.04	109.87	100.20
1	1	109	MET	CG-SD-CE	6.03	109.84	100.20
1	1	106	PHE	CA-CB-CG	-6.02	99.45	113.90
3	3	204	THR	N-CA-C	-6.02	94.75	111.00
1	1	50	GLN	O-C-N	6.01	132.32	122.70
1	1	74	PRO	O-C-N	6.01	132.32	122.70
1	1	117	LEU	O-C-N	6.00	132.30	122.70
3	3	100	ARG	NH1-CZ-NH2	-6.00	112.81	119.40
1	1	78	PRO	O-C-N	5.98	132.28	122.70
2	2	6	GLU	N-CA-CB	5.98	121.36	110.60
1	1	275	LEU	N-CA-C	5.98	127.14	111.00
1	1	239	ARG	NE-CZ-NH2	5.97	123.28	120.30
1	1	155	ASP	O-C-N	5.95	132.22	122.70
1	1	275	LEU	N-CA-CB	-5.95	98.51	110.40
2	2	214	SER	O-C-N	5.94	132.21	122.70
1	1	66	ASN	CA-C-N	5.94	130.27	117.20
3	3	65	PRO	N-CA-C	5.94	127.53	112.10
2	2	158	ARG	O-C-N	5.93	132.19	122.70
1	1	22	GLU	C-N-CA	5.91	146.84	122.00
2	2	186	TRP	CB-CG-CD1	5.89	134.65	127.00
1	1	25	LYS	O-C-N	5.88	132.11	122.70
3	3	49	LYS	O-C-N	-5.85	113.34	122.70
2	2	180	HIS	CA-C-N	-5.84	104.35	117.20

Continued on next page...

Continued from previous page...

Mol	Chain	Res	Type	Atoms	Z	Observed(°)	Ideal(°)
1	1	175	MET	CG-SD-CE	5.84	109.54	100.20
2	2	221	ALA	O-C-N	5.83	132.03	122.70
2	2	165	THR	N-CA-C	-5.83	95.26	111.00
2	2	3	ASN	N-CA-C	5.82	126.72	111.00
4	4	33	ILE	CB-CA-C	5.81	123.22	111.60
1	1	57	ASN	C-N-CA	5.80	136.20	121.70
1	1	64	ARG	O-C-N	5.79	131.97	122.70
2	2	181	GLN	O-C-N	5.79	131.97	122.70
2	2	249	LEU	CB-CA-C	-5.79	99.20	110.20
3	3	64	TYR	CB-CA-C	-5.79	98.82	110.40
4	4	32	SER	CB-CA-C	-5.79	99.11	110.10
2	2	232	PRO	CA-C-N	-5.78	104.47	117.20
1	1	170	THR	CA-C-N	-5.76	104.53	117.20
1	1	42	PRO	CA-C-N	-5.76	104.53	117.20
3	3	71	ASN	C-N-CA	-5.75	107.33	121.70
1	1	98	SER	CA-C-N	-5.74	104.71	116.20
2	2	3	ASN	C-N-CA	5.74	136.04	121.70
2	2	266	ALA	O-C-N	-5.74	113.52	122.70
1	1	94	ARG	CB-CA-C	-5.73	98.94	110.40
1	1	167	LEU	O-C-N	5.71	132.92	123.20
1	1	149	PRO	O-C-N	-5.71	113.57	122.70
2	2	209	VAL	O-C-N	-5.69	113.59	122.70
3	3	164	PRO	O-C-N	5.69	131.80	122.70
2	2	218	THR	O-C-N	-5.66	113.65	122.70
4	4	52	LEU	CB-CG-CD1	5.66	120.61	111.00
1	1	124	PHE	CB-CG-CD2	-5.65	116.85	120.80
1	1	56	PHE	N-CA-CB	-5.64	100.45	110.60
3	3	58	ASN	CA-C-N	-5.62	104.83	117.20
3	3	66	TYR	N-CA-CB	5.62	120.72	110.60
1	1	24	VAL	CB-CA-C	5.62	122.07	111.40
3	3	77	SER	C-N-CA	5.60	135.70	121.70
2	2	209	VAL	C-N-CA	5.60	135.70	121.70
1	1	73	LEU	CB-CA-C	5.59	120.82	110.20
2	2	220	HIS	O-C-N	-5.58	113.76	122.70
3	3	36	TYR	CB-CA-C	-5.58	99.23	110.40
1	1	61	ASN	C-N-CA	5.57	135.63	121.70
2	2	157	TRP	CB-CA-C	-5.56	99.28	110.40
1	1	105	ASN	O-C-N	-5.56	113.81	122.70
1	1	47	ARG	O-C-N	5.55	131.65	121.10
3	3	62	LYS	O-C-N	5.55	131.58	122.70
2	2	186	TRP	CA-CB-CG	5.55	124.24	113.70
1	1	255	PRO	CA-C-N	-5.54	105.01	117.20

Continued on next page...

Continued from previous page...

Mol	Chain	Res	Type	Atoms	Z	Observed(°)	Ideal(°)
1	1	92	GLN	CA-C-N	-5.52	105.06	117.20
1	1	11	SER	O-C-N	5.49	131.48	122.70
1	1	202	TRP	CB-CA-C	-5.49	99.43	110.40
1	1	205	GLY	CA-C-N	5.49	129.27	117.20
2	2	166	GLY	O-C-N	5.48	131.47	122.70
1	1	20	VAL	CB-CA-C	-5.46	101.02	111.40
1	1	198	LEU	N-CA-CB	-5.46	99.49	110.40
3	3	227	THR	N-CA-C	5.45	125.70	111.00
3	3	222	MET	C-N-CA	-5.44	99.16	122.00
1	1	185	VAL	O-C-N	-5.43	114.01	122.70
1	1	93	TRP	O-C-N	-5.42	114.03	122.70
1	1	31	THR	CA-C-N	-5.40	105.31	117.20
3	3	10	HIS	C-N-CA	5.40	135.19	121.70
1	1	65	LEU	O-C-N	-5.38	114.09	122.70
4	4	31	ASN	O-C-N	-5.38	114.10	122.70
3	3	11	LYS	C-N-CA	-5.36	111.05	122.30
2	2	186	TRP	CG-CD1-NE1	-5.34	104.76	110.10
2	2	265	ILE	CB-CA-C	-5.34	100.92	111.60
3	3	230	VAL	CB-CA-C	-5.34	101.26	111.40
2	2	199	ASN	CB-CA-C	-5.32	99.76	110.40
2	2	236	ALA	O-C-N	5.31	131.19	122.70
1	1	141	VAL	CA-C-N	-5.30	105.54	117.20
1	1	167	LEU	CA-C-N	-5.29	105.61	116.20
2	2	198	THR	O-C-N	5.29	131.16	122.70
1	1	174	HIS	CA-CB-CG	5.28	122.58	113.60
3	3	11	LYS	CA-C-N	5.28	126.76	116.20
1	1	234	ALA	C-N-CA	5.28	134.89	121.70
1	1	27	PRO	CA-C-N	-5.27	105.61	117.20
1	1	208	ASP	CA-C-N	5.26	128.78	117.20
1	1	137	GLY	O-C-N	5.25	131.09	122.70
2	2	8	GLU	N-CA-CB	-5.24	101.17	110.60
2	2	11	SER	N-CA-C	5.21	125.07	111.00
1	1	18	ASP	N-CA-CB	5.21	119.97	110.60
1	1	72	PRO	C-N-CA	-5.21	108.69	121.70
3	3	82	GLN	CA-C-N	-5.21	105.75	117.20
1	1	173	PRO	C-N-CA	5.20	134.71	121.70
3	3	162	THR	O-C-N	5.20	131.02	122.70
3	3	229	TRP	CA-CB-CG	5.20	123.57	113.70
4	4	12	ASN	O-C-N	5.20	131.01	122.70
4	4	23	ASN	O-C-N	5.19	131.01	122.70
1	1	127	CYS	O-C-N	-5.17	114.42	122.70
1	1	268	ASN	C-N-CA	-5.16	100.35	122.00

Continued on next page...

Continued from previous page...

Mol	Chain	Res	Type	Atoms	Z	Observed(°)	Ideal(°)
3	3	76	THR	C-N-CA	5.16	134.59	121.70
1	1	162	GLY	C-N-CA	5.13	134.52	121.70
1	1	176	TRP	CA-CB-CG	5.13	123.44	113.70
1	1	156	VAL	C-N-CA	5.11	134.48	121.70
2	2	11	SER	CB-CA-C	-5.11	100.39	110.10
3	3	231	PRO	CA-N-CD	5.11	118.85	111.70
2	2	173	THR	O-C-N	5.09	131.85	123.20
3	3	81	TYR	N-CA-CB	5.08	119.74	110.60
2	2	10	LEU	O-C-N	5.05	130.78	122.70
1	1	17	VAL	CB-CA-C	-5.04	101.82	111.40
1	1	124	PHE	CA-CB-CG	-5.03	101.82	113.90
1	1	59	GLN	C-N-CA	5.03	134.28	121.70
1	1	162	GLY	O-C-N	5.03	130.75	122.70
3	3	229	TRP	O-C-N	-5.03	114.66	122.70
2	2	134	PHE	N-CA-CB	-5.01	101.59	110.60
4	4	55	LEU	C-N-CA	-5.01	109.19	121.70
2	2	169	TYR	CA-C-N	5.00	128.21	117.20
1	1	94	ARG	NE-CZ-NH2	5.00	122.80	120.30

There are no chirality outliers.

All (68) planarity outliers are listed below:

Mol	Chain	Res	Type	Group
1	1	100	GLY	Mainchain,Peptide
1	1	107	PRO	Mainchain,Peptide
1	1	111	LYS	Mainchain
1	1	12	ASN	Mainchain
1	1	122	PHE	Mainchain
1	1	149	PRO	Mainchain,Peptide
1	1	158	ASP	Mainchain,Peptide
1	1	182	ASN	Mainchain
1	1	205	GLY	Mainchain,Peptide
1	1	246	PHE	Mainchain
1	1	25	LYS	Mainchain
1	1	261	THR	Peptide
1	1	263	LYS	Peptide
1	1	267	ASP	Peptide
1	1	269	PRO	Peptide
1	1	274	GLU	Peptide
1	1	275	LEU	Peptide
1	1	32	ARG	Mainchain,Peptide
1	1	56	PHE	Mainchain

Continued on next page...

Continued from previous page...

Mol	Chain	Res	Type	Group
1	1	57	ASN	Peptide
1	1	65	LEU	Mainchain
1	1	81	SER	Mainchain,Peptide
1	1	84	PRO	Mainchain,Peptide
1	1	86	LYS	Peptide
1	1	87	THR	Peptide
1	1	88	LYS	Mainchain,Peptide
1	1	95	TRP	Mainchain,Peptide
1	1	96	VAL	Peptide
1	1	97	ARG	Mainchain,Peptide
1	1	99	GLY	Peptide
2	2	1	ASP	Mainchain,Peptide
2	2	146	GLU	Peptide
2	2	147	PRO	Peptide
2	2	197	ARG	Sidechain
2	2	2	GLN	Mainchain
2	2	220	HIS	Mainchain
2	2	238	GLY	Peptide
2	2	3	ASN	Mainchain,Peptide
2	2	4	THR	Peptide
2	2	5	GLU	Mainchain,Peptide
2	2	6	GLU	Mainchain,Peptide
2	2	8	GLU	Mainchain
3	3	100	ARG	Sidechain
3	3	178	SER	Peptide
3	3	180	THR	Mainchain,Peptide
3	3	222	MET	Mainchain
3	3	70	THR	Mainchain
3	3	73	VAL	Peptide
3	3	74	PRO	Peptide
4	4	34	ASP	Mainchain,Peptide
4	4	55	LEU	Mainchain

5.2 Too-close contacts

In the following table, the Non-H and H(model) columns list the number of non-hydrogen atoms and hydrogen atoms in the chain respectively. The H(added) column lists the number of hydrogen atoms added and optimized by MolProbity. The Clashes column lists the number of clashes within the asymmetric unit, whereas Symm-Clashes lists symmetry related clashes.

Mol	Chain	Non-H	H(model)	H(added)	Clashes	Symm-Clashes
1	1	2156	0	2050	877	0

Continued on next page...

Continued from previous page...

Mol	Chain	Non-H	H(model)	H(added)	Clashes	Symm-Clashes
2	2	2078	0	1953	564	0
3	3	1785	0	1711	464	0
4	4	241	0	220	35	0
All	All	6260	0	5934	1783	0

The all-atom clashscore is defined as the number of clashes found per 1000 atoms (including hydrogen atoms). The all-atom clashscore for this structure is 146.

All (1783) close contacts within the same asymmetric unit are listed below, sorted by their clash magnitude.

Atom-1	Atom-2	Interatomic distance (Å)	Clash overlap (Å)
3:3:7:VAL:CG2	3:3:11:LYS:HE2	1.18	1.66
2:2:183:GLN:HB2	2:2:186:TRP:CZ3	1.31	1.65
3:3:83:VAL:CG1	3:3:186:GLY:HA3	1.24	1.64
1:1:192:ASN:HB3	3:3:222:MET:CE	1.17	1.63
1:1:192:ASN:CB	3:3:222:MET:HE1	1.14	1.60
2:2:183:GLN:CA	2:2:186:TRP:CE3	1.84	1.60
1:1:108:LEU:CD1	1:1:112:GLN:HE22	0.98	1.60
1:1:146:ARG:CD	1:1:167:LEU:HD11	1.13	1.59
3:3:127:ILE:CG2	3:3:161:PHE:CE2	1.82	1.57
1:1:71:THR:CG2	1:1:92:GLN:NE2	1.67	1.54
1:1:274:GLU:CG	1:1:275:LEU:HB2	1.36	1.54
2:2:183:GLN:HA	2:2:186:TRP:CE3	1.39	1.54
1:1:175:MET:HE1	1:1:187:PHE:CD2	1.43	1.54
1:1:274:GLU:HG2	1:1:275:LEU:CB	1.33	1.53
2:2:183:GLN:CB	2:2:186:TRP:CZ3	1.92	1.53
1:1:68:LEU:HD21	1:1:70:LEU:CD1	1.34	1.53
1:1:148:ALA:HB2	1:1:227:TRP:CH2	1.45	1.51
1:1:108:LEU:HD23	2:2:175:PHE:CE2	1.45	1.51
1:1:108:LEU:CD2	2:2:175:PHE:HE2	1.23	1.50
3:3:7:VAL:HG23	3:3:11:LYS:CE	1.02	1.49
1:1:146:ARG:HD2	1:1:167:LEU:CD1	1.42	1.49
1:1:175:MET:HE1	1:1:187:PHE:CG	0.97	1.49
1:1:175:MET:CE	1:1:187:PHE:CG	1.89	1.49
1:1:146:ARG:HB3	1:1:227:TRP:CE3	1.48	1.48
2:2:183:GLN:CB	2:2:186:TRP:CE3	1.96	1.47
1:1:251:THR:C	1:1:252:LEU:N	1.69	1.46
1:1:47:ARG:HE	1:1:233:SER:CB	1.26	1.46
2:2:259:LEU:C	2:2:260:ARG:N	1.69	1.45
1:1:47:ARG:NE	1:1:233:SER:HB2	1.21	1.45
1:1:175:MET:HE1	1:1:187:PHE:CD1	1.52	1.44

Continued on next page...

Continued from previous page...

Atom-1	Atom-2	Interatomic distance (Å)	Clash overlap (Å)
3:3:83:VAL:HG12	3:3:186:GLY:CA	1.46	1.43
3:3:78:MET:CE	3:3:192:GLN:OE1	1.64	1.42
1:1:99:GLY:O	1:1:101:VAL:CG2	1.67	1.42
1:1:263:LYS:HG2	1:1:264:ILE:CA	1.50	1.41
1:1:54:THR:O	1:1:160:LEU:CD2	1.68	1.41
1:1:254:PHE:CD1	1:1:255:PRO:HD2	1.53	1.40
2:2:145:MET:O	2:2:169:TYR:CE2	1.75	1.40
1:1:108:LEU:CD2	2:2:175:PHE:CE2	2.02	1.39
1:1:90:PRO:O	1:1:91:VAL:CG2	1.69	1.39
2:2:67:LEU:CD2	2:2:82:ILE:CD1	1.99	1.39
1:1:149:PRO:HB3	1:1:192:ASN:ND2	1.25	1.39
3:3:78:MET:HE1	3:3:192:GLN:CG	1.53	1.38
1:1:259:PRO:CB	1:1:260:THR:N	1.85	1.37
1:1:175:MET:CE	1:1:187:PHE:CD1	2.01	1.37
1:1:251:THR:H	2:2:185:GLN:NE2	1.18	1.36
1:1:75:SER:C	1:1:76:PHE:N	1.75	1.35
2:2:70:TRP:CD1	2:2:233:LEU:HD21	1.58	1.34
3:3:48:CYS:SG	3:3:95:LEU:HB2	1.66	1.34
2:2:143:GLY:C	2:2:144:THR:N	1.77	1.34
1:1:186:SER:HB2	3:3:10:HIS:ND1	1.40	1.34
2:2:161:GLN:HB2	2:2:167:TYR:OH	1.16	1.34
2:2:67:LEU:HD11	2:2:247:ALA:CB	1.58	1.33
2:2:259:LEU:HD23	2:2:260:ARG:N	1.01	1.32
1:1:68:LEU:CD2	1:1:70:LEU:CD1	2.06	1.32
1:1:6:GLU:HB3	2:2:193:ILE:CG2	1.58	1.31
2:2:136:THR:CG2	2:2:137:GLY:H	1.32	1.31
1:1:259:PRO:HB2	1:1:260:THR:N	0.99	1.31
1:1:79:ASP:N	1:1:84:PRO:HB3	1.41	1.31
1:1:108:LEU:HD12	1:1:112:GLN:NE2	1.01	1.31
1:1:47:ARG:NH2	1:1:233:SER:H	1.26	1.30
2:2:259:LEU:CD2	2:2:260:ARG:N	1.95	1.30
1:1:124:PHE:HZ	2:2:133:GLU:OE1	1.04	1.30
1:1:251:THR:N	2:2:185:GLN:HE22	1.30	1.30
1:1:146:ARG:CD	1:1:167:LEU:CD1	2.03	1.29
3:3:127:ILE:O	3:3:148:TYR:HB2	1.32	1.29
1:1:96:VAL:CG2	1:1:108:LEU:HD11	1.60	1.29
1:1:130:GLU:OE1	1:1:241:LYS:NZ	1.62	1.29
1:1:149:PRO:CB	1:1:192:ASN:HD22	1.45	1.29
2:2:143:GLY:O	2:2:144:THR:HG22	1.26	1.29
1:1:74:PRO:O	1:1:92:GLN:HG3	1.11	1.29
1:1:124:PHE:CZ	2:2:133:GLU:OE1	1.85	1.29

Continued on next page...

Continued from previous page...

Atom-1	Atom-2	Interatomic distance (Å)	Clash overlap (Å)
3:3:78:MET:HE2	3:3:192:GLN:OE1	1.11	1.28
1:1:72:PRO:O	1:1:73:LEU:HD13	1.32	1.28
1:1:261:THR:OG1	1:1:262:THR:HA	1.27	1.28
2:2:52:ALA:HB1	2:2:256:PHE:O	1.32	1.28
1:1:78:PRO:C	1:1:84:PRO:HB3	1.51	1.27
2:2:166:GLY:O	2:2:179:ASN:ND2	1.64	1.27
1:1:211:ASN:O	1:1:213:LYS:N	1.67	1.27
1:1:105:ASN:OD1	2:2:175:PHE:CE1	1.88	1.27
3:3:7:VAL:CG2	3:3:11:LYS:CE	1.86	1.26
1:1:48:PRO:HD3	1:1:233:SER:OG	1.36	1.26
1:1:68:LEU:CD2	1:1:70:LEU:HD11	1.61	1.26
2:2:70:TRP:CG	2:2:233:LEU:HD21	1.69	1.25
1:1:47:ARG:HH21	1:1:233:SER:N	1.35	1.25
1:1:268:ASN:HD22	1:1:269:PRO:CD	1.46	1.25
3:3:127:ILE:CG2	3:3:161:PHE:HE2	1.31	1.25
2:2:10:LEU:O	2:2:13:ARG:HB2	1.28	1.25
3:3:8:ARG:O	3:3:11:LYS:HG3	1.32	1.25
2:2:67:LEU:HD21	2:2:82:ILE:CD1	1.57	1.24
1:1:71:THR:HG21	1:1:92:GLN:CD	1.56	1.24
2:2:260:ARG:C	2:2:261:HIS:N	1.88	1.24
3:3:54:LEU:O	3:3:54:LEU:HD22	1.35	1.24
1:1:258:THR:OG1	1:1:259:PRO:CD	1.83	1.24
1:1:258:THR:OG1	1:1:259:PRO:HD3	1.10	1.24
1:1:272:ILE:CG1	1:1:272:ILE:CB	2.13	1.24
2:2:43:GLU:O	2:2:107:LYS:NZ	1.69	1.23
1:1:74:PRO:O	1:1:92:GLN:CG	1.87	1.23
1:1:71:THR:HG21	1:1:92:GLN:NE2	1.37	1.23
3:3:86:SER:HB2	3:3:175:SER:CB	1.68	1.22
2:2:183:GLN:HA	2:2:186:TRP:CD2	1.75	1.22
1:1:263:LYS:CG	1:1:264:ILE:HA	1.68	1.22
3:3:69:ALA:O	3:3:70:THR:CG2	1.88	1.22
1:1:105:ASN:C	1:1:106:PHE:N	1.95	1.20
2:2:6:GLU:OE1	2:2:9:ASN:HA	1.41	1.19
2:2:82:ILE:HG22	2:2:225:LEU:HB3	1.24	1.19
1:1:45:MET:CB	1:1:64:ARG:HG2	1.40	1.19
1:1:96:VAL:HG21	1:1:112:GLN:OE1	1.04	1.18
3:3:84:ALA:O	3:3:86:SER:N	1.73	1.18
1:1:122:PHE:CD2	1:1:245:VAL:HG21	1.76	1.18
3:3:109:LEU:O	3:3:162:THR:HG23	1.43	1.18
1:1:274:GLU:OE2	1:1:275:LEU:HD22	1.38	1.18
1:1:273:LEU:CD1	1:1:274:GLU:HA	1.73	1.18

Continued on next page...

Continued from previous page...

Atom-1	Atom-2	Interatomic distance (Å)	Clash overlap (Å)
1:1:96:VAL:CG2	1:1:112:GLN:OE1	1.92	1.18
3:3:127:ILE:HG21	3:3:161:PHE:CD2	1.79	1.17
2:2:146:GLU:O	2:2:146:GLU:HG3	1.36	1.17
1:1:68:LEU:CG	1:1:70:LEU:HD13	1.75	1.17
3:3:67:PHE:HZ	3:3:125:PHE:CE2	1.61	1.17
2:2:67:LEU:CD1	2:2:247:ALA:CB	2.21	1.17
1:1:192:ASN:CB	3:3:222:MET:CE	1.89	1.17
2:2:5:GLU:HB3	2:2:6:GLU:HG2	1.20	1.16
1:1:186:SER:CB	3:3:10:HIS:CE1	2.28	1.16
2:2:145:MET:O	2:2:169:TYR:CZ	1.98	1.16
1:1:72:PRO:O	1:1:73:LEU:CD1	1.93	1.16
3:3:127:ILE:HG22	3:3:161:PHE:CE2	1.61	1.16
1:1:47:ARG:CZ	1:1:233:SER:HB2	1.74	1.16
1:1:122:PHE:CG	1:1:245:VAL:CG2	2.27	1.16
1:1:78:PRO:C	1:1:84:PRO:CB	2.15	1.16
3:3:77:SER:OG	3:3:78:MET:N	1.72	1.16
1:1:131:VAL:HG11	1:1:187:PHE:CE1	1.81	1.15
2:2:112:VAL:HG22	2:2:249:LEU:CD2	1.76	1.15
1:1:251:THR:N	2:2:185:GLN:NE2	1.90	1.15
3:3:86:SER:HB2	3:3:175:SER:HB3	1.22	1.15
2:2:9:ASN:O	2:2:27:GLN:O	1.63	1.15
1:1:206:TRP:O	2:2:219:GLN:NE2	1.77	1.15
2:2:7:MET:HA	2:2:120:GLN:OE1	1.46	1.15
2:2:259:LEU:C	2:2:259:LEU:HD23	1.65	1.15
2:2:143:GLY:O	2:2:144:THR:CG2	1.96	1.14
1:1:186:SER:HB2	3:3:10:HIS:CE1	1.81	1.14
1:1:77:CYS:HB3	1:1:85:GLN:OE1	1.47	1.14
1:1:46:LEU:HD23	1:1:228:ILE:HG22	1.22	1.14
2:2:67:LEU:CD1	2:2:247:ALA:HB2	1.76	1.14
3:3:176:TYR:OH	3:3:226:PRO:HB3	1.45	1.14
3:3:69:ALA:O	3:3:70:THR:HG23	0.96	1.14
1:1:77:CYS:SG	1:1:85:GLN:HG3	1.87	1.14
3:3:48:CYS:SG	3:3:95:LEU:CB	2.33	1.14
2:2:259:LEU:HD23	2:2:260:ARG:CA	1.77	1.14
3:3:78:MET:HE2	3:3:192:GLN:CD	1.68	1.14
2:2:24:THR:CG2	2:2:25:ASN:N	2.03	1.13
3:3:198:TYR:O	3:3:198:TYR:HD1	1.31	1.13
1:1:6:GLU:CB	2:2:193:ILE:HG22	1.78	1.13
1:1:105:ASN:OD1	2:2:175:PHE:HE1	1.26	1.13
2:2:171:SER:O	2:2:172:ARG:HG2	1.48	1.12
1:1:250:PRO:HB3	2:2:185:GLN:HB2	1.31	1.12

Continued on next page...

Continued from previous page...

Atom-1	Atom-2	Interatomic distance (Å)	Clash overlap (Å)
3:3:52:THR:O	3:3:53:PHE:HB2	1.47	1.12
3:3:229:TRP:O	3:3:230:VAL:HB	1.30	1.12
3:3:54:LEU:O	3:3:54:LEU:CD2	1.97	1.12
1:1:47:ARG:NH2	1:1:233:SER:N	1.94	1.11
1:1:268:ASN:ND2	1:1:269:PRO:HD2	1.65	1.11
2:2:67:LEU:HD23	2:2:82:ILE:HD12	1.15	1.11
1:1:175:MET:HE3	1:1:187:PHE:CD1	1.84	1.11
1:1:133:VAL:HG22	1:1:185:VAL:HG12	1.29	1.11
1:1:94:ARG:HG3	1:1:217:VAL:CG2	1.80	1.10
3:3:78:MET:CE	3:3:192:GLN:CD	2.18	1.10
3:3:48:CYS:SG	3:3:95:LEU:HA	1.91	1.10
1:1:4:ASN:O	1:1:7:LYS:CD	1.99	1.10
2:2:45:PRO:O	2:2:47:SER:N	1.84	1.10
3:3:99:ALA:HA	3:3:220:LEU:CD2	1.80	1.10
1:1:141:VAL:HG12	1:1:142:ALA:O	1.52	1.10
2:2:71:THR:C	2:2:233:LEU:HD13	1.70	1.10
3:3:127:ILE:CG2	3:3:161:PHE:CD2	2.33	1.10
1:1:264:ILE:HG12	1:1:265:ASN:H	0.95	1.10
3:3:78:MET:CE	3:3:192:GLN:CG	2.27	1.10
1:1:93:TRP:O	1:1:94:ARG:CB	1.98	1.10
1:1:146:ARG:HB3	1:1:227:TRP:CZ3	1.86	1.10
2:2:168:ARG:HG2	2:2:169:TYR:N	1.49	1.10
1:1:250:PRO:HA	2:2:185:GLN:HE21	1.13	1.09
2:2:112:VAL:HG21	2:2:130:MET:HE3	1.33	1.09
3:3:126:LEU:HD21	3:3:148:TYR:HD2	1.06	1.09
1:1:46:LEU:HD23	1:1:228:ILE:CG2	1.83	1.09
1:1:142:ALA:HB3	1:1:231:ASN:HB2	1.19	1.09
2:2:134:PHE:HD2	2:2:224:THR:HG21	1.18	1.09
1:1:221:ALA:O	1:1:222:ASP:HB2	1.28	1.08
2:2:67:LEU:HD11	2:2:247:ALA:HB3	1.26	1.08
2:2:129:PHE:HZ	2:2:186:TRP:CD1	1.70	1.08
2:2:136:THR:HG22	2:2:137:GLY:H	1.05	1.08
3:3:83:VAL:HG11	3:3:186:GLY:HA3	1.35	1.08
1:1:97:ARG:HD2	2:2:172:ARG:HD2	1.25	1.08
2:2:13:ARG:NH2	2:2:198:THR:O	1.84	1.08
3:3:198:TYR:CD1	3:3:198:TYR:O	2.04	1.08
1:1:101:VAL:HG21	1:1:104:ALA:HB2	1.34	1.08
1:1:122:PHE:CB	1:1:245:VAL:CG2	2.32	1.08
3:3:202:THR:HB	3:3:203:PRO:HD2	1.29	1.08
2:2:129:PHE:CZ	2:2:186:TRP:CD1	2.41	1.08
2:2:52:ALA:HB2	2:2:257:ASN:HB3	1.11	1.08

Continued on next page...

Continued from previous page...

Atom-1	Atom-2	Interatomic distance (Å)	Clash overlap (Å)
3:3:34:SER:O	3:3:35:ASP:HB2	1.30	1.08
1:1:54:THR:C	1:1:160:LEU:HD21	1.74	1.08
2:2:134:PHE:CD2	2:2:224:THR:HG21	1.88	1.08
2:2:112:VAL:HG22	2:2:249:LEU:HD22	1.25	1.08
1:1:148:ALA:HB2	1:1:227:TRP:CZ2	1.89	1.07
3:3:99:ALA:HA	3:3:220:LEU:HD21	1.10	1.07
1:1:250:PRO:CA	2:2:185:GLN:HE21	1.66	1.07
1:1:146:ARG:CG	1:1:167:LEU:CD1	2.31	1.06
1:1:45:MET:HB3	1:1:64:ARG:HG2	1.37	1.06
3:3:99:ALA:O	3:3:174:THR:HG21	1.53	1.06
3:3:230:VAL:O	3:3:230:VAL:HG12	1.26	1.06
1:1:71:THR:HG22	1:1:92:GLN:NE2	1.49	1.06
1:1:96:VAL:HG22	1:1:108:LEU:HD11	1.11	1.06
1:1:122:PHE:CG	1:1:245:VAL:HG23	1.91	1.06
2:2:161:GLN:CB	2:2:167:TYR:OH	2.02	1.06
3:3:112:LEU:HD21	3:3:211:LEU:HD12	1.31	1.06
1:1:68:LEU:HD23	1:1:226:LEU:CD2	1.85	1.05
1:1:90:PRO:C	1:1:91:VAL:HG23	1.74	1.05
3:3:230:VAL:CG1	3:3:230:VAL:O	1.97	1.05
1:1:268:ASN:ND2	1:1:269:PRO:CD	2.19	1.05
1:1:108:LEU:HD21	2:2:175:PHE:CE2	1.89	1.05
1:1:47:ARG:HA	1:1:233:SER:OG	1.57	1.05
1:1:261:THR:CG2	1:1:262:THR:HB	1.85	1.05
1:1:71:THR:HG21	1:1:92:GLN:OE1	1.54	1.05
3:3:176:TYR:HH	3:3:226:PRO:HB3	1.07	1.04
2:2:172:ARG:O	2:2:173:THR:OG1	1.75	1.04
3:3:126:LEU:CD2	3:3:148:TYR:HD2	1.70	1.04
1:1:96:VAL:HG23	1:1:110:THR:CG2	1.87	1.04
1:1:192:ASN:CA	3:3:222:MET:CE	2.35	1.04
3:3:73:VAL:HG22	3:3:74:PRO:O	1.57	1.04
1:1:4:ASN:O	1:1:7:LYS:HD2	1.57	1.04
2:2:24:THR:HG22	2:2:25:ASN:N	1.70	1.04
3:3:8:ARG:HG2	3:3:8:ARG:NH1	1.59	1.04
1:1:125:TYR:CE1	1:1:199:PRO:O	2.10	1.04
1:1:148:ALA:CB	1:1:227:TRP:CH2	2.40	1.04
3:3:126:LEU:HD21	3:3:148:TYR:CD2	1.91	1.04
1:1:175:MET:CE	1:1:187:PHE:CD2	2.23	1.04
1:1:174:HIS:HB3	3:3:16:SER:CB	1.87	1.04
1:1:47:ARG:CG	1:1:48:PRO:HD2	1.88	1.04
1:1:192:ASN:HA	3:3:222:MET:HE3	1.38	1.04
2:2:143:GLY:C	2:2:144:THR:CA	2.25	1.03

Continued on next page...

Continued from previous page...

Atom-1	Atom-2	Interatomic distance (Å)	Clash overlap (Å)
2:2:183:GLN:CA	2:2:186:TRP:HE3	1.42	1.03
2:2:183:GLN:HB3	2:2:186:TRP:CZ3	1.89	1.03
2:2:136:THR:HG23	2:2:137:GLY:H	1.22	1.03
3:3:127:ILE:O	3:3:148:TYR:CB	2.06	1.03
1:1:47:ARG:HG3	1:1:48:PRO:CD	1.87	1.03
3:3:127:ILE:HG23	3:3:161:PHE:HE2	0.96	1.03
3:3:214:ALA:HB1	3:3:218:PHE:CG	1.92	1.03
1:1:105:ASN:CA	1:1:106:PHE:N	2.19	1.03
1:1:146:ARG:CB	1:1:227:TRP:CE3	2.41	1.03
2:2:194:LEU:HD23	2:2:199:ASN:HB3	1.40	1.03
3:3:79:VAL:HG12	3:3:190:VAL:HG12	1.36	1.03
1:1:46:LEU:CD2	1:1:228:ILE:CG2	2.37	1.03
1:1:226:LEU:O	1:1:226:LEU:HG	1.58	1.03
3:3:8:ARG:HH11	3:3:8:ARG:CG	1.70	1.02
1:1:275:LEU:HG	1:1:276:GLU:HA	1.41	1.02
1:1:79:ASP:CA	1:1:84:PRO:HB3	1.89	1.02
3:3:77:SER:OG	3:3:78:MET:SD	2.15	1.02
1:1:77:CYS:SG	1:1:85:GLN:CG	2.47	1.02
2:2:146:GLU:HA	2:2:169:TYR:HE2	1.20	1.02
1:1:261:THR:OG1	1:1:262:THR:CA	2.08	1.02
2:2:72:THR:N	2:2:233:LEU:HD13	1.75	1.01
2:2:162:GLY:O	2:2:163:ALA:HB2	1.60	1.01
4:4:33:ILE:O	4:4:34:ASP:HB2	1.55	1.01
1:1:122:PHE:CG	1:1:245:VAL:HG21	1.93	1.01
2:2:67:LEU:HD21	2:2:82:ILE:HD13	1.02	1.01
1:1:90:PRO:O	1:1:91:VAL:HG23	0.83	1.01
2:2:206:VAL:HG11	2:2:223:TRP:CH2	1.95	1.01
1:1:146:ARG:HB3	1:1:227:TRP:HE3	1.18	1.01
1:1:196:SER:O	1:1:197:VAL:HG13	1.59	1.01
3:3:8:ARG:O	3:3:11:LYS:CG	2.08	1.01
1:1:150:THR:HG21	1:1:222:ASP:O	1.60	1.01
3:3:52:THR:HG21	3:3:94:MET:H	1.23	1.01
3:3:78:MET:HE1	3:3:192:GLN:HG3	1.40	1.00
2:2:82:ILE:CG2	2:2:82:ILE:O	2.09	1.00
3:3:176:TYR:HH	3:3:226:PRO:CB	1.74	1.00
1:1:268:ASN:HD22	1:1:269:PRO:N	1.58	1.00
2:2:136:THR:HG22	2:2:137:GLY:N	1.61	1.00
1:1:221:ALA:O	1:1:222:ASP:CB	2.08	1.00
1:1:254:PHE:CD1	1:1:255:PRO:CD	2.44	1.00
1:1:175:MET:HE3	1:1:187:PHE:CE1	1.97	1.00
1:1:68:LEU:HG	1:1:70:LEU:HD13	1.40	1.00

Continued on next page...

Continued from previous page...

Atom-1	Atom-2	Interatomic distance (Å)	Clash overlap (Å)
1:1:86:LYS:O	1:1:88:LYS:O	1.80	1.00
2:2:38:LYS:O	2:2:207:PRO:HG3	1.60	1.00
3:3:24:PRO:O	3:3:25:ILE:HG22	1.61	1.00
1:1:94:ARG:O	1:1:95:TRP:HB3	1.61	1.00
2:2:67:LEU:HD23	2:2:82:ILE:CD1	1.75	1.00
2:2:99:THR:HG23	2:2:256:PHE:HE2	1.26	1.00
3:3:127:ILE:HG23	3:3:161:PHE:CE2	1.74	1.00
2:2:150:PRO:O	2:2:151:PHE:CD1	2.13	1.00
2:2:70:TRP:CG	2:2:233:LEU:CD2	2.45	1.00
1:1:71:THR:CG2	1:1:92:GLN:CD	2.22	1.00
3:3:85:LEU:HD21	3:3:99:ALA:HB1	1.42	1.00
1:1:99:GLY:C	1:1:101:VAL:HG22	1.82	0.99
3:3:48:CYS:SG	3:3:95:LEU:CA	2.49	0.99
1:1:186:SER:HB3	3:3:10:HIS:CE1	1.97	0.99
1:1:68:LEU:CD2	1:1:236:VAL:HG11	1.92	0.99
3:3:8:ARG:HG2	3:3:8:ARG:HH11	0.82	0.99
1:1:264:ILE:HG12	1:1:265:ASN:N	1.77	0.99
3:3:99:ALA:CA	3:3:220:LEU:HD21	1.93	0.99
1:1:131:VAL:HG21	1:1:187:PHE:CZ	1.98	0.99
1:1:175:MET:CE	1:1:187:PHE:CE1	2.46	0.99
1:1:254:PHE:HD1	1:1:255:PRO:CD	1.74	0.99
1:1:215:PHE:N	2:2:146:GLU:OE1	1.95	0.99
3:3:91:ALA:O	3:3:92:ASN:HB2	1.57	0.99
1:1:175:MET:SD	1:1:187:PHE:CE2	2.56	0.99
1:1:261:THR:HG23	1:1:262:THR:CB	1.93	0.99
1:1:268:ASN:HD22	1:1:269:PRO:HD2	1.18	0.99
1:1:89:ALA:HB1	1:1:225:ARG:NH2	1.77	0.99
3:3:78:MET:HE1	3:3:192:GLN:HG2	1.43	0.99
3:3:70:THR:O	3:3:72:SER:N	1.96	0.99
3:3:48:CYS:HB2	3:3:98:VAL:HG11	1.41	0.99
1:1:133:VAL:CG2	1:1:185:VAL:HG12	1.93	0.98
1:1:154:ALA:HB1	1:1:225:ARG:HD3	1.41	0.98
3:3:176:TYR:OH	3:3:226:PRO:CB	2.11	0.98
2:2:113:GLN:HG3	2:2:203:ASP:OD1	1.61	0.98
2:2:82:ILE:O	2:2:82:ILE:HG22	1.58	0.98
3:3:196:LEU:O	3:3:196:LEU:HD23	1.60	0.98
2:2:161:GLN:O	2:2:163:ALA:N	1.97	0.98
2:2:82:ILE:CG2	2:2:225:LEU:HB3	1.91	0.98
1:1:273:LEU:HD12	1:1:274:GLU:HA	1.01	0.98
1:1:194:PRO:O	3:3:169:THR:HG23	1.64	0.98
3:3:83:VAL:CG1	3:3:186:GLY:CA	2.20	0.98

Continued on next page...

Continued from previous page...

Atom-1	Atom-2	Interatomic distance (Å)	Clash overlap (Å)
1:1:146:ARG:CG	1:1:167:LEU:HD11	1.93	0.98
1:1:250:PRO:HB3	2:2:185:GLN:CB	1.93	0.97
1:1:192:ASN:CA	3:3:222:MET:HE3	1.91	0.97
1:1:273:LEU:HD12	1:1:274:GLU:CA	1.93	0.97
1:1:46:LEU:HD22	1:1:228:ILE:HB	1.46	0.97
2:2:168:ARG:HG2	2:2:169:TYR:H	0.85	0.97
3:3:103:ASN:HB2	3:3:224:ILE:HD12	1.44	0.97
3:3:161:PHE:HD1	3:3:162:THR:H	1.03	0.97
1:1:96:VAL:HG23	1:1:110:THR:HG23	1.43	0.97
1:1:68:LEU:HD23	1:1:226:LEU:HD22	1.45	0.97
2:2:136:THR:CG2	2:2:137:GLY:N	2.06	0.97
3:3:7:VAL:CG2	3:3:11:LYS:NZ	2.26	0.97
1:1:77:CYS:CB	1:1:85:GLN:OE1	2.13	0.97
2:2:6:GLU:OE2	2:2:13:ARG:NH1	1.95	0.97
1:1:146:ARG:CG	1:1:167:LEU:HD12	1.93	0.97
4:4:26:SER:O	4:4:29:TYR:N	1.96	0.97
1:1:261:THR:HG23	1:1:262:THR:HB	0.97	0.97
1:1:174:HIS:HB3	3:3:16:SER:HB3	1.41	0.97
1:1:35:PHE:HE1	1:1:39:ARG:HH12	1.04	0.96
2:2:217:TRP:O	2:2:217:TRP:CE3	2.18	0.96
2:2:83:PRO:O	2:2:87:VAL:HG12	1.64	0.96
1:1:105:ASN:HA	1:1:106:PHE:N	1.78	0.96
2:2:67:LEU:CD1	2:2:247:ALA:HB3	1.89	0.96
2:2:259:LEU:C	2:2:259:LEU:CD2	2.28	0.96
3:3:100:ARG:HG3	3:3:226:PRO:HG3	1.47	0.96
2:2:252:VAL:HG22	2:2:253:ASN:OD1	1.65	0.96
3:3:67:PHE:CZ	3:3:125:PHE:CE2	2.54	0.96
3:3:138:THR:HG22	3:3:142:GLN:HE22	1.28	0.96
1:1:53:GLU:OE2	1:1:164:THR:CA	2.12	0.96
1:1:68:LEU:HD21	1:1:70:LEU:HD12	1.48	0.96
1:1:6:GLU:HB3	2:2:193:ILE:HG22	0.96	0.96
1:1:54:THR:HA	1:1:160:LEU:HD11	1.45	0.95
2:2:260:ARG:HG2	2:2:261:HIS:N	1.81	0.95
2:2:67:LEU:CD2	2:2:82:ILE:HD12	1.80	0.95
3:3:112:LEU:HD23	3:3:211:LEU:HB2	1.47	0.95
3:3:34:SER:O	3:3:35:ASP:CB	2.14	0.95
1:1:154:ALA:O	1:1:227:TRP:NE1	1.99	0.95
3:3:54:LEU:H	3:3:54:LEU:HD13	1.28	0.95
1:1:203:PHE:CE2	1:1:219:PRO:HD3	2.02	0.95
1:1:68:LEU:HD21	1:1:70:LEU:HD11	0.97	0.95
3:3:52:THR:O	3:3:53:PHE:CB	2.11	0.95

Continued on next page...

Continued from previous page...

Atom-1	Atom-2	Interatomic distance (Å)	Clash overlap (Å)
1:1:53:GLU:O	1:1:54:THR:OG1	1.85	0.95
1:1:94:ARG:O	1:1:95:TRP:CB	2.15	0.94
2:2:192:GLN:HG2	2:2:202:VAL:HG23	1.48	0.94
3:3:17:THR:O	3:3:19:PRO:HD3	1.67	0.94
1:1:78:PRO:O	1:1:84:PRO:O	1.84	0.94
1:1:105:ASN:CG	2:2:175:PHE:CE1	2.39	0.94
1:1:208:ASP:H	2:2:219:GLN:NE2	1.65	0.94
2:2:70:TRP:HD1	2:2:74:GLN:NE2	1.66	0.94
2:2:213:PRO:O	2:2:214:SER:HB2	1.64	0.94
2:2:70:TRP:HD1	2:2:74:GLN:HE22	1.08	0.94
1:1:268:ASN:ND2	1:1:269:PRO:N	2.15	0.94
2:2:24:THR:HG23	2:2:25:ASN:N	1.81	0.94
3:3:112:LEU:CD2	3:3:211:LEU:HD12	1.96	0.94
3:3:224:ILE:CG2	3:3:225:SER:H	1.80	0.94
1:1:99:GLY:O	1:1:101:VAL:HG22	0.77	0.93
1:1:131:VAL:CG1	1:1:187:PHE:CE1	2.50	0.93
2:2:155:THR:O	2:2:156:GLU:HB2	1.67	0.93
3:3:87:CYS:SG	3:3:88:SER:N	2.40	0.93
3:3:7:VAL:HG23	3:3:11:LYS:CD	1.98	0.93
2:2:222:ASN:ND2	2:2:222:ASN:H	1.63	0.93
3:3:224:ILE:HG22	3:3:225:SER:H	1.29	0.93
2:2:195:ASN:O	2:2:197:ARG:N	2.01	0.93
1:1:142:ALA:CB	1:1:231:ASN:HB2	1.99	0.93
1:1:135:ALA:O	1:1:136:LEU:HB2	1.68	0.93
1:1:264:ILE:CG1	1:1:265:ASN:H	1.80	0.93
1:1:96:VAL:HG21	1:1:112:GLN:CD	1.87	0.93
1:1:142:ALA:O	1:1:143:SER:HB2	1.67	0.92
1:1:96:VAL:CG2	1:1:112:GLN:CD	2.37	0.92
3:3:74:PRO:HG3	3:3:78:MET:SD	2.08	0.92
1:1:51:ASN:OD1	1:1:53:GLU:O	1.87	0.92
2:2:52:ALA:CB	2:2:257:ASN:HB3	1.99	0.92
1:1:48:PRO:CD	1:1:233:SER:OG	2.17	0.92
1:1:274:GLU:HG2	1:1:275:LEU:HB3	1.49	0.92
1:1:78:PRO:O	1:1:84:PRO:CB	2.17	0.92
2:2:183:GLN:C	2:2:186:TRP:HE3	1.72	0.92
1:1:148:ALA:HB2	1:1:227:TRP:HH2	1.20	0.92
2:2:70:TRP:CD2	2:2:233:LEU:CD2	2.53	0.92
1:1:258:THR:HG1	1:1:259:PRO:HD3	1.31	0.92
1:1:68:LEU:HD22	1:1:236:VAL:HG11	1.49	0.92
3:3:86:SER:CB	3:3:175:SER:HB3	1.99	0.92
2:2:252:VAL:CG2	2:2:253:ASN:OD1	2.18	0.92

Continued on next page...

Continued from previous page...

Atom-1	Atom-2	Interatomic distance (Å)	Clash overlap (Å)
2:2:95:VAL:O	2:2:99:THR:HG22	1.70	0.92
1:1:156:VAL:O	1:1:156:VAL:HG12	1.68	0.91
1:1:208:ASP:OD1	2:2:219:GLN:OE1	1.87	0.91
1:1:76:PHE:HB3	1:1:93:TRP:HZ3	1.33	0.91
1:1:51:ASN:OD1	1:1:54:THR:OG1	1.89	0.91
1:1:141:VAL:O	1:1:178:VAL:HG23	1.70	0.91
2:2:10:LEU:HG	2:2:11:SER:H	1.36	0.91
2:2:185:GLN:O	2:2:188:VAL:HG12	1.70	0.91
1:1:54:THR:O	1:1:160:LEU:HD21	0.74	0.91
1:1:248:PRO:HB2	2:2:188:VAL:HG23	1.53	0.91
1:1:94:ARG:O	1:1:95:TRP:CE3	2.24	0.91
3:3:175:SER:O	3:3:176:TYR:HD1	1.52	0.91
1:1:4:ASN:O	1:1:7:LYS:HD3	1.68	0.91
1:1:97:ARG:NH1	2:2:172:ARG:HB3	1.86	0.90
1:1:93:TRP:O	1:1:94:ARG:HB2	1.11	0.90
1:1:68:LEU:O	1:1:68:LEU:HG	1.71	0.90
2:2:41:HIS:O	2:2:43:GLU:N	2.03	0.90
3:3:218:PHE:CE2	3:3:220:LEU:HD13	2.07	0.90
1:1:142:ALA:HB3	1:1:231:ASN:CB	2.02	0.90
3:3:174:THR:O	3:3:175:SER:HB2	1.71	0.90
3:3:48:CYS:HG	3:3:95:LEU:HB2	1.06	0.90
1:1:64:ARG:HH22	1:1:136:LEU:HD11	1.37	0.89
1:1:146:ARG:HG3	1:1:167:LEU:HD12	1.52	0.89
3:3:138:THR:HG22	3:3:142:GLN:NE2	1.85	0.89
3:3:51:PRO:HB2	3:3:211:LEU:HB3	1.54	0.89
4:4:15:GLY:O	4:4:17:GLU:HB2	1.72	0.89
1:1:36:PHE:HD2	1:1:37:TYR:CD1	1.90	0.89
2:2:136:THR:HG21	2:2:150:PRO:HA	1.52	0.89
1:1:261:THR:HG1	1:1:262:THR:HA	1.37	0.89
1:1:105:ASN:OD1	2:2:175:PHE:CD1	2.26	0.89
1:1:101:VAL:CG2	1:1:104:ALA:HB2	2.03	0.89
1:1:97:ARG:HD2	2:2:172:ARG:CD	2.02	0.89
1:1:46:LEU:HD22	1:1:228:ILE:CB	2.02	0.89
1:1:47:ARG:HG3	1:1:48:PRO:HD2	0.93	0.89
2:2:149:ASP:OD2	2:2:152:THR:OG1	1.89	0.88
1:1:203:PHE:CE2	1:1:219:PRO:CD	2.56	0.88
1:1:72:PRO:HB3	1:1:113:ASP:HB2	1.54	0.88
1:1:35:PHE:HE1	1:1:39:ARG:NH1	1.61	0.88
1:1:108:LEU:HD21	2:2:175:PHE:CD2	2.07	0.88
1:1:36:PHE:CD2	1:1:37:TYR:CE1	2.61	0.88
2:2:112:VAL:HG21	2:2:130:MET:CE	2.02	0.88

Continued on next page...

Continued from previous page...

Atom-1	Atom-2	Interatomic distance (Å)	Clash overlap (Å)
1:1:175:MET:SD	1:1:187:PHE:CD2	2.67	0.88
1:1:248:PRO:HB2	2:2:188:VAL:CG2	2.03	0.88
1:1:96:VAL:CG2	1:1:110:THR:CG2	2.51	0.88
1:1:64:ARG:HH22	1:1:136:LEU:CD1	1.87	0.88
1:1:78:PRO:O	1:1:84:PRO:CA	2.22	0.88
3:3:85:LEU:HD21	3:3:99:ALA:CB	2.04	0.88
1:1:141:VAL:CG2	1:1:232:THR:HB	1.97	0.87
1:1:69:LEU:CD1	1:1:91:VAL:HA	2.03	0.87
3:3:221:ARG:O	3:3:222:MET:HB2	1.74	0.87
1:1:108:LEU:CD1	1:1:112:GLN:NE2	1.80	0.87
2:2:5:GLU:HB3	2:2:6:GLU:CG	2.03	0.87
1:1:194:PRO:O	3:3:169:THR:CG2	2.23	0.87
1:1:259:PRO:O	1:1:260:THR:HG22	1.74	0.87
2:2:183:GLN:HB2	2:2:186:TRP:CE3	1.79	0.87
1:1:171:ARG:HB3	3:3:225:SER:HB2	1.55	0.87
3:3:79:VAL:HG22	3:3:80:ASP:H	1.39	0.87
1:1:154:ALA:CB	1:1:225:ARG:HH11	1.88	0.86
2:2:161:GLN:HB2	2:2:167:TYR:HH	1.12	0.86
2:2:260:ARG:NH1	3:3:133:GLY:HA3	1.90	0.86
2:2:150:PRO:O	2:2:151:PHE:CG	2.28	0.86
4:4:35:LEU:HD12	4:4:36:SER:H	1.39	0.86
2:2:24:THR:HG23	2:2:25:ASN:H	1.39	0.86
2:2:193:ILE:O	2:2:199:ASN:ND2	2.08	0.86
2:2:254:PRO:HB2	2:2:256:PHE:HE1	1.39	0.86
2:2:48:CYS:SG	2:2:257:ASN:ND2	2.49	0.86
1:1:45:MET:CB	1:1:64:ARG:CG	2.37	0.86
3:3:78:MET:CE	3:3:192:GLN:HG2	1.99	0.86
2:2:101:ARG:HB3	2:2:217:TRP:HZ2	1.40	0.86
4:4:33:ILE:O	4:4:34:ASP:CB	2.19	0.85
1:1:51:ASN:CG	1:1:54:THR:OG1	2.15	0.85
1:1:186:SER:HB3	3:3:10:HIS:HE1	1.38	0.85
1:1:186:SER:CB	3:3:10:HIS:ND1	2.30	0.85
3:3:79:VAL:HG12	3:3:190:VAL:CG1	2.05	0.85
1:1:129:LEU:CD1	1:1:240:TYR:HD1	1.89	0.85
2:2:112:VAL:CG2	2:2:130:MET:HE3	2.06	0.85
2:2:161:GLN:C	2:2:163:ALA:H	1.78	0.85
3:3:202:THR:CB	3:3:203:PRO:HD2	2.05	0.85
3:3:70:THR:HG22	3:3:196:LEU:HD22	1.59	0.85
3:3:54:LEU:CD1	3:3:210:THR:C	2.44	0.85
1:1:71:THR:CG2	1:1:92:GLN:OE1	2.21	0.85
3:3:44:LEU:O	3:3:47:LEU:HB3	1.76	0.85

Continued on next page...

Continued from previous page...

Atom-1	Atom-2	Interatomic distance (Å)	Clash overlap (Å)
2:2:136:THR:CG2	2:2:150:PRO:HA	2.05	0.85
1:1:194:PRO:HB2	3:3:169:THR:HG21	1.58	0.85
1:1:258:THR:HG23	1:1:259:PRO:HD2	1.59	0.84
2:2:146:GLU:HA	2:2:169:TYR:CE2	2.08	0.84
2:2:63:TYR:CD2	2:2:88:LEU:HD12	2.11	0.84
3:3:191:TRP:N	3:3:191:TRP:CD1	2.45	0.84
3:3:83:VAL:O	3:3:83:VAL:HG13	1.75	0.84
2:2:70:TRP:CD2	2:2:233:LEU:HD21	2.12	0.84
3:3:218:PHE:HE2	3:3:220:LEU:HD13	1.41	0.84
3:3:67:PHE:CE1	3:3:208:ILE:HG21	2.10	0.84
1:1:68:LEU:HB3	1:1:226:LEU:CD2	2.07	0.84
2:2:5:GLU:OE2	2:2:13:ARG:HD2	1.77	0.84
3:3:161:PHE:HD1	3:3:162:THR:N	1.75	0.84
1:1:122:PHE:HB2	1:1:245:VAL:CG2	2.06	0.84
2:2:101:ARG:NH1	2:2:262:GLU:OE2	2.11	0.84
2:2:162:GLY:O	2:2:163:ALA:CB	2.24	0.84
2:2:63:TYR:CD2	2:2:88:LEU:CD1	2.60	0.84
3:3:127:ILE:HG13	3:3:190:VAL:HG23	1.60	0.84
3:3:176:TYR:OH	3:3:226:PRO:CA	2.25	0.84
1:1:35:PHE:CE1	1:1:39:ARG:NH1	2.46	0.84
1:1:206:TRP:C	2:2:219:GLN:HE21	1.82	0.84
1:1:79:ASP:OD1	1:1:79:ASP:O	1.96	0.84
1:1:186:SER:OG	3:3:9:GLU:OE1	1.95	0.84
1:1:171:ARG:NH1	3:3:101:ASN:OD1	2.11	0.84
2:2:33:LEU:HD13	2:2:191:HIS:O	1.77	0.83
2:2:167:TYR:HD1	2:2:167:TYR:H	1.24	0.83
3:3:202:THR:HB	3:3:203:PRO:CD	2.08	0.83
1:1:108:LEU:HD13	1:1:110:THR:HG22	1.59	0.83
1:1:76:PHE:HB3	1:1:93:TRP:CZ3	2.11	0.83
1:1:186:SER:CB	3:3:10:HIS:HE1	1.88	0.83
3:3:48:CYS:CB	3:3:98:VAL:HG11	2.07	0.83
1:1:108:LEU:HD23	2:2:175:PHE:HE2	0.83	0.83
2:2:132:PRO:HD3	2:2:223:TRP:CZ3	2.13	0.83
2:2:7:MET:CA	2:2:120:GLN:OE1	2.26	0.83
1:1:250:PRO:HA	2:2:185:GLN:NE2	1.94	0.83
2:2:222:ASN:ND2	2:2:222:ASN:N	2.27	0.83
2:2:63:TYR:HD2	2:2:88:LEU:HD12	1.44	0.83
1:1:37:TYR:OH	1:1:119:PHE:HB3	1.78	0.82
1:1:108:LEU:CD1	1:1:110:THR:HG22	2.10	0.82
2:2:168:ARG:CG	2:2:169:TYR:H	1.81	0.82
2:2:52:ALA:CB	2:2:256:PHE:O	2.23	0.82

Continued on next page...

Continued from previous page...

Atom-1	Atom-2	Interatomic distance (Å)	Clash overlap (Å)
1:1:69:LEU:O	1:1:71:THR:N	2.12	0.82
2:2:259:LEU:CD2	2:2:260:ARG:CA	2.50	0.82
3:3:52:THR:HG21	3:3:94:MET:N	1.95	0.82
1:1:47:ARG:HE	1:1:233:SER:HB2	0.68	0.82
1:1:47:ARG:HH21	1:1:233:SER:CA	1.90	0.82
2:2:174:GLY:O	2:2:175:PHE:HB2	1.79	0.82
3:3:214:ALA:HB1	3:3:218:PHE:CB	2.10	0.82
2:2:52:ALA:HB2	2:2:257:ASN:CB	2.05	0.82
1:1:46:LEU:HB3	1:1:228:ILE:HG21	1.61	0.82
2:2:70:TRP:CD1	2:2:233:LEU:CD2	2.54	0.82
3:3:99:ALA:O	3:3:174:THR:CG2	2.27	0.82
1:1:36:PHE:CE2	1:1:37:TYR:HE1	1.97	0.82
2:2:70:TRP:CD2	2:2:233:LEU:HD23	2.13	0.82
1:1:25:LYS:O	1:1:26:LEU:HG	1.79	0.82
2:2:171:SER:O	2:2:172:ARG:CG	2.27	0.82
1:1:161:ILE:O	1:1:161:ILE:HG22	1.79	0.81
1:1:173:PRO:HB3	3:3:17:THR:HG21	1.61	0.81
1:1:53:GLU:C	1:1:54:THR:OG1	2.15	0.81
1:1:148:ALA:CB	1:1:227:TRP:CZ2	2.63	0.81
1:1:94:ARG:HG3	1:1:217:VAL:HG22	1.61	0.81
2:2:67:LEU:CD2	2:2:82:ILE:HD13	1.84	0.81
1:1:191:TYR:HD1	1:1:191:TYR:C	1.83	0.81
1:1:78:PRO:O	1:1:84:PRO:C	2.18	0.81
2:2:10:LEU:O	2:2:13:ARG:CB	2.22	0.81
2:2:129:PHE:O	2:2:226:VAL:HG12	1.81	0.81
2:2:217:TRP:HE3	2:2:217:TRP:O	1.63	0.81
1:1:94:ARG:HG3	1:1:217:VAL:HG23	1.61	0.81
3:3:165:PHE:CZ	3:3:172:ARG:HG3	2.16	0.81
3:3:210:THR:O	3:3:211:LEU:HD23	1.80	0.81
3:3:7:VAL:HG22	3:3:11:LYS:NZ	1.96	0.81
1:1:175:MET:CE	1:1:187:PHE:CE2	2.64	0.80
2:2:172:ARG:C	2:2:173:THR:OG1	2.17	0.80
2:2:222:ASN:HD22	2:2:222:ASN:N	1.80	0.80
1:1:265:ASN:OD1	1:1:276:GLU:O	1.99	0.80
2:2:32:ARG:NH2	2:2:111:ARG:NE	2.28	0.80
2:2:206:VAL:CG1	2:2:223:TRP:CH2	2.65	0.80
2:2:67:LEU:CD2	2:2:82:ILE:HD11	2.07	0.80
3:3:79:VAL:CG1	3:3:190:VAL:HG12	2.09	0.80
1:1:146:ARG:CB	1:1:227:TRP:HE3	1.89	0.80
2:2:167:TYR:N	2:2:167:TYR:CD1	2.40	0.80
2:2:131:ALA:HB1	2:2:189:TYR:CE1	2.17	0.80

Continued on next page...

Continued from previous page...

Atom-1	Atom-2	Interatomic distance (Å)	Clash overlap (Å)
1:1:52:MET:O	1:1:53:GLU:HB2	1.81	0.80
3:3:121:VAL:HG13	3:3:122:LYS:N	1.93	0.80
3:3:103:ASN:HB3	3:3:222:MET:HB3	1.62	0.80
3:3:83:VAL:O	3:3:83:VAL:CG1	2.29	0.80
2:2:182:ASN:C	2:2:184:TRP:H	1.84	0.80
1:1:53:GLU:OE2	1:1:164:THR:HA	1.80	0.79
1:1:145:LEU:HD21	1:1:226:LEU:HD13	1.64	0.79
2:2:126:LEU:HD11	2:2:245:ILE:HD11	1.64	0.79
1:1:185:VAL:O	1:1:185:VAL:CG1	2.30	0.79
3:3:45:LEU:O	3:3:49:LYS:CG	2.31	0.79
1:1:146:ARG:CB	1:1:227:TRP:CZ3	2.65	0.79
1:1:269:PRO:O	1:1:270:VAL:HG12	1.82	0.79
2:2:146:GLU:CA	2:2:169:TYR:HE2	1.96	0.79
1:1:128:ASP:CB	4:4:31:ASN:OD1	2.31	0.79
2:2:143:GLY:C	2:2:144:THR:CG2	2.51	0.79
2:2:67:LEU:HD13	2:2:247:ALA:HB2	1.64	0.79
3:3:83:VAL:HG13	3:3:185:ASP:O	1.80	0.79
3:3:67:PHE:CE1	3:3:208:ILE:CG2	2.64	0.79
1:1:145:LEU:HD21	1:1:226:LEU:CD1	2.12	0.79
1:1:175:MET:HE1	1:1:187:PHE:CE2	2.15	0.79
1:1:271:PRO:HB2	1:1:272:ILE:C	2.02	0.79
2:2:63:TYR:HD2	2:2:88:LEU:CD1	1.93	0.79
3:3:115:PHE:CD2	3:3:153:LEU:HD21	2.18	0.79
1:1:108:LEU:CD1	1:1:110:THR:CG2	2.61	0.79
2:2:134:PHE:CD2	2:2:224:THR:CG2	2.65	0.79
2:2:183:GLN:HB2	2:2:186:TRP:HZ3	1.00	0.78
2:2:109:GLY:O	2:2:252:VAL:HG12	1.84	0.78
1:1:174:HIS:HB3	3:3:16:SER:HB2	1.63	0.78
1:1:98:SER:O	1:1:109:MET:N	2.15	0.78
2:2:173:THR:HG22	2:2:174:GLY:N	1.99	0.78
3:3:224:ILE:HG22	3:3:225:SER:N	1.96	0.78
2:2:167:TYR:HD1	2:2:167:TYR:N	1.80	0.78
3:3:116:THR:HB	3:3:207:ASP:O	1.84	0.78
3:3:7:VAL:CG2	3:3:11:LYS:CD	2.60	0.78
1:1:96:VAL:CG2	1:1:108:LEU:CD1	2.54	0.78
2:2:82:ILE:HG22	2:2:225:LEU:CB	2.10	0.78
3:3:229:TRP:O	3:3:230:VAL:CB	2.15	0.78
1:1:122:PHE:CB	1:1:245:VAL:HG22	2.14	0.78
1:1:37:TYR:HE2	1:1:122:PHE:CE2	2.02	0.78
1:1:105:ASN:ND2	2:2:175:PHE:CD1	2.51	0.78
2:2:125:SER:HB3	2:2:230:LEU:CD2	2.14	0.78

Continued on next page...

Continued from previous page...

Atom-1	Atom-2	Interatomic distance (Å)	Clash overlap (Å)
3:3:129:TYR:HE1	3:3:186:GLY:HA2	1.49	0.78
1:1:254:PHE:HD1	1:1:255:PRO:HD2	0.99	0.77
1:1:258:THR:CB	1:1:259:PRO:CD	2.61	0.77
1:1:6:GLU:HB3	2:2:193:ILE:HG21	1.63	0.77
1:1:90:PRO:C	1:1:91:VAL:CG2	2.34	0.77
3:3:175:SER:O	3:3:176:TYR:CD1	2.37	0.77
1:1:250:PRO:CA	2:2:185:GLN:NE2	2.45	0.77
1:1:72:PRO:O	1:1:73:LEU:HD12	1.85	0.77
2:2:81:ARG:CZ	2:2:136:THR:HA	2.14	0.77
3:3:78:MET:HE3	3:3:192:GLN:OE1	1.81	0.77
1:1:101:VAL:HG21	1:1:104:ALA:CB	2.13	0.77
1:1:263:LYS:HG2	1:1:264:ILE:N	1.98	0.77
1:1:36:PHE:CE2	1:1:37:TYR:CE1	2.73	0.77
3:3:54:LEU:H	3:3:210:THR:HG22	1.49	0.77
1:1:168:GLY:HA2	1:1:174:HIS:HE1	1.49	0.77
1:1:194:PRO:HB2	3:3:169:THR:CG2	2.15	0.77
1:1:271:PRO:HB2	1:1:272:ILE:O	1.84	0.77
2:2:126:LEU:HD11	2:2:245:ILE:CD1	2.15	0.77
3:3:71:ASN:O	3:3:195:PRO:HB3	1.85	0.77
1:1:34:ALA:O	1:1:38:ASP:HB2	1.85	0.77
2:2:129:PHE:HZ	2:2:186:TRP:NE1	1.83	0.77
3:3:69:ALA:C	3:3:70:THR:HG23	2.01	0.77
1:1:110:THR:HG23	1:1:112:GLN:NE2	1.99	0.76
1:1:271:PRO:HB2	1:1:272:ILE:CG1	2.16	0.76
1:1:270:VAL:HG22	1:1:271:PRO:N	2.00	0.76
1:1:146:ARG:HB2	1:1:167:LEU:HG	1.66	0.76
1:1:96:VAL:HG22	1:1:108:LEU:CD1	2.06	0.76
2:2:138:LYS:HD2	2:2:152:THR:HG21	1.67	0.76
2:2:64:THR:HG23	2:2:248:SER:HB3	1.64	0.76
2:2:70:TRP:CD1	2:2:74:GLN:NE2	2.52	0.76
3:3:95:LEU:O	3:3:96:ALA:CB	2.33	0.76
2:2:145:MET:O	2:2:169:TYR:OH	2.02	0.76
1:1:182:ASN:CB	3:3:12:GLY:HA3	2.15	0.76
3:3:73:VAL:O	3:3:73:VAL:HG13	1.83	0.76
1:1:50:GLN:HE22	1:1:57:ASN:H	1.33	0.76
1:1:203:PHE:HE2	1:1:219:PRO:HD3	1.47	0.76
1:1:79:ASP:HB3	1:1:93:TRP:CZ2	2.20	0.76
2:2:3:ASN:CG	2:2:11:SER:HB2	2.06	0.76
2:2:70:TRP:NE1	2:2:233:LEU:HD21	1.99	0.76
2:2:99:THR:HG23	2:2:256:PHE:CE2	2.16	0.76
1:1:238:ILE:HG12	1:1:238:ILE:O	1.86	0.75

Continued on next page...

Continued from previous page...

Atom-1	Atom-2	Interatomic distance (Å)	Clash overlap (Å)
1:1:79:ASP:HA	1:1:84:PRO:CB	2.16	0.75
1:1:185:VAL:O	1:1:185:VAL:HG13	1.86	0.75
2:2:192:GLN:CG	2:2:202:VAL:HG23	2.16	0.75
1:1:209:PHE:C	1:1:211:ASN:N	2.35	0.75
2:2:139:GLY:HA3	2:2:148:SER:HB2	1.68	0.75
2:2:80:ILE:HG22	2:2:227:VAL:O	1.85	0.75
1:1:56:PHE:CZ	1:1:227:TRP:HB3	2.22	0.75
1:1:94:ARG:HD3	1:1:217:VAL:HG23	1.68	0.75
3:3:222:MET:O	3:3:223:PRO:C	2.19	0.75
1:1:108:LEU:HD11	1:1:112:GLN:NE2	1.99	0.75
1:1:62:ASP:O	1:1:63:TYR:CD2	2.40	0.75
2:2:101:ARG:HB3	2:2:217:TRP:CZ2	2.22	0.75
1:1:47:ARG:HH21	1:1:233:SER:H	0.80	0.75
1:1:47:ARG:NH2	1:1:233:SER:HB2	2.01	0.74
2:2:1:ASP:O	2:2:2:GLN:HB2	1.87	0.74
2:2:85:PRO:HD3	2:2:222:ASN:HD21	1.52	0.74
2:2:70:TRP:CE2	2:2:233:LEU:CD2	2.69	0.74
2:2:260:ARG:CG	2:2:261:HIS:N	2.49	0.74
3:3:161:PHE:CD1	3:3:162:THR:N	2.55	0.74
1:1:101:VAL:HB	1:1:103:GLY:H	1.52	0.74
3:3:138:THR:CG2	3:3:142:GLN:NE2	2.50	0.74
1:1:263:LYS:CG	1:1:264:ILE:CA	2.46	0.74
1:1:75:SER:C	1:1:76:PHE:CA	2.55	0.74
1:1:69:LEU:HD22	1:1:92:GLN:NE2	2.03	0.74
2:2:45:PRO:C	2:2:47:SER:H	1.89	0.74
3:3:115:PHE:CG	3:3:153:LEU:HD21	2.22	0.74
1:1:50:GLN:HE22	1:1:57:ASN:N	1.85	0.74
1:1:68:LEU:CG	1:1:70:LEU:CD1	2.48	0.74
2:2:213:PRO:O	2:2:214:SER:CB	2.32	0.74
2:2:5:GLU:CB	2:2:6:GLU:HG2	2.12	0.74
1:1:97:ARG:H	1:1:110:THR:CG2	2.00	0.74
1:1:129:LEU:HD11	1:1:240:TYR:CD1	2.21	0.74
3:3:47:LEU:O	3:3:50:LEU:HD12	1.87	0.74
1:1:53:GLU:OE1	1:1:165:PRO:HD3	1.88	0.74
3:3:83:VAL:HG12	3:3:186:GLY:HA3	0.74	0.74
3:3:45:LEU:C	3:3:47:LEU:H	1.91	0.74
3:3:149:ALA:HB1	3:3:159:PHE:HZ	1.50	0.74
1:1:154:ALA:HB1	1:1:225:ARG:CD	2.16	0.73
2:2:10:LEU:HG	2:2:11:SER:N	2.01	0.73
3:3:73:VAL:CG2	3:3:74:PRO:O	2.36	0.73
1:1:274:GLU:HG3	1:1:275:LEU:HB2	1.63	0.73

Continued on next page...

Continued from previous page...

Atom-1	Atom-2	Interatomic distance (Å)	Clash overlap (Å)
1:1:35:PHE:O	1:1:39:ARG:NH2	2.21	0.73
2:2:131:ALA:CB	2:2:189:TYR:CE1	2.72	0.73
1:1:275:LEU:HG	1:1:276:GLU:CA	2.18	0.73
1:1:92:GLN:O	1:1:217:VAL:HG11	1.88	0.73
2:2:173:THR:CG2	2:2:174:GLY:H	1.95	0.73
3:3:77:SER:OG	3:3:78:MET:CB	2.36	0.73
3:3:84:ALA:C	3:3:86:SER:H	1.90	0.73
1:1:146:ARG:O	1:1:227:TRP:CE3	2.41	0.73
1:1:68:LEU:HD23	1:1:226:LEU:HD23	1.71	0.73
1:1:6:GLU:CB	2:2:193:ILE:CG2	2.50	0.73
3:3:155:LEU:CD1	3:3:155:LEU:C	2.57	0.73
3:3:15:TYR:HB2	3:3:18:ASN:HB2	1.69	0.73
3:3:218:PHE:HE2	3:3:220:LEU:CD1	2.01	0.73
1:1:169:GLU:HG2	3:3:228:LYS:HE3	1.69	0.73
1:1:36:PHE:HE2	1:1:37:TYR:HE1	1.36	0.73
1:1:46:LEU:CD2	1:1:228:ILE:CB	2.65	0.73
3:3:73:VAL:O	3:3:73:VAL:CG1	2.35	0.73
3:3:94:MET:O	3:3:97:ALA:N	2.18	0.73
1:1:149:PRO:CB	1:1:192:ASN:ND2	2.22	0.73
2:2:143:GLY:C	2:2:144:THR:HA	2.08	0.73
3:3:176:TYR:OH	3:3:226:PRO:HA	1.89	0.73
1:1:79:ASP:CA	1:1:84:PRO:CB	2.67	0.73
2:2:84:LEU:HD21	2:2:249:LEU:HD13	1.71	0.73
1:1:123:THR:O	1:1:124:PHE:CD1	2.41	0.73
1:1:129:LEU:HD22	1:1:223:PHE:CZ	2.24	0.73
3:3:95:LEU:O	3:3:96:ALA:HB2	1.88	0.73
2:2:129:PHE:CE1	2:2:226:VAL:HG11	2.24	0.72
1:1:46:LEU:HD22	1:1:228:ILE:CG2	2.16	0.72
2:2:97:GLY:O	2:2:100:LEU:HB3	1.88	0.72
3:3:126:LEU:HD23	3:3:127:ILE:N	2.04	0.72
3:3:62:LYS:HD3	3:3:64:TYR:OH	1.89	0.72
1:1:191:TYR:CD1	1:1:191:TYR:C	2.58	0.72
3:3:90:MET:O	3:3:96:ALA:CB	2.37	0.72
1:1:117:LEU:O	1:1:117:LEU:HG	1.87	0.72
2:2:50:ASP:OD1	3:3:166:ILE:HG12	1.89	0.72
1:1:105:ASN:ND2	2:2:175:PHE:CE1	2.57	0.72
1:1:258:THR:CG2	1:1:259:PRO:HD2	2.19	0.72
1:1:48:PRO:HD3	1:1:233:SER:HG	1.52	0.72
1:1:254:PHE:CE1	1:1:255:PRO:HD2	2.23	0.72
2:2:99:THR:CG2	2:2:256:PHE:HE2	1.99	0.72
1:1:182:ASN:HB3	3:3:12:GLY:HA3	1.68	0.72

Continued on next page...

Continued from previous page...

Atom-1	Atom-2	Interatomic distance (Å)	Clash overlap (Å)
3:3:165:PHE:CE2	3:3:167:SER:HB3	2.25	0.72
1:1:96:VAL:HG23	1:1:110:THR:HG21	1.71	0.72
1:1:68:LEU:HB3	1:1:226:LEU:HD21	1.71	0.72
1:1:68:LEU:HB3	1:1:226:LEU:HD23	1.70	0.72
1:1:94:ARG:O	1:1:95:TRP:CD2	2.41	0.72
3:3:218:PHE:CE2	3:3:220:LEU:CD1	2.73	0.72
3:3:77:SER:C	3:3:79:VAL:H	1.93	0.72
4:4:15:GLY:O	4:4:16:ASN:C	2.25	0.72
1:1:141:VAL:HG22	1:1:232:THR:HB	1.70	0.72
3:3:7:VAL:CB	3:3:11:LYS:HE2	2.14	0.72
1:1:52:MET:O	1:1:53:GLU:CB	2.36	0.71
2:2:254:PRO:HB2	2:2:256:PHE:CE1	2.24	0.71
1:1:68:LEU:CB	1:1:226:LEU:HD23	2.20	0.71
1:1:72:PRO:C	1:1:73:LEU:HD13	2.10	0.71
2:2:195:ASN:H	2:2:199:ASN:HB2	1.53	0.71
1:1:36:PHE:HD2	1:1:37:TYR:CE1	2.03	0.71
2:2:67:LEU:HD11	2:2:247:ALA:HB2	1.40	0.71
1:1:263:LYS:HG2	1:1:264:ILE:HA	0.78	0.71
2:2:165:THR:HG22	2:2:176:PHE:CB	2.21	0.71
2:2:195:ASN:O	2:2:198:THR:N	2.23	0.71
1:1:197:VAL:HG23	2:2:211:VAL:HA	1.72	0.71
3:3:77:SER:OG	3:3:78:MET:CA	2.39	0.71
2:2:183:GLN:HB3	2:2:186:TRP:CE3	2.09	0.71
1:1:54:THR:CA	1:1:160:LEU:HD11	2.20	0.71
2:2:88:LEU:O	2:2:93:GLY:HA3	1.90	0.71
3:3:83:VAL:HG12	3:3:186:GLY:C	2.11	0.71
1:1:131:VAL:CG2	1:1:187:PHE:CZ	2.74	0.71
1:1:174:HIS:CB	3:3:16:SER:CB	2.67	0.71
1:1:209:PHE:C	1:1:211:ASN:H	1.90	0.71
2:2:139:GLY:HA3	2:2:148:SER:CB	2.21	0.71
1:1:150:THR:CG2	1:1:222:ASP:O	2.37	0.70
1:1:122:PHE:CD2	1:1:245:VAL:CG2	2.56	0.70
2:2:79:HIS:HA	2:2:228:ALA:CB	2.21	0.70
3:3:126:LEU:CD2	3:3:148:TYR:CD2	2.63	0.70
3:3:54:LEU:HD11	3:3:210:THR:C	1.95	0.70
1:1:146:ARG:HB2	1:1:167:LEU:CG	2.21	0.70
1:1:196:SER:O	1:1:197:VAL:CG1	2.39	0.70
1:1:122:PHE:HB2	1:1:245:VAL:HG22	1.72	0.70
2:2:84:LEU:HD11	2:2:130:MET:HE2	1.73	0.70
1:1:175:MET:CE	1:1:187:PHE:CZ	2.74	0.70
3:3:51:PRO:CB	3:3:211:LEU:HB3	2.20	0.70

Continued on next page...

Continued from previous page...

Atom-1	Atom-2	Interatomic distance (Å)	Clash overlap (Å)
2:2:71:THR:H	2:2:74:GLN:NE2	1.89	0.70
1:1:150:THR:HG21	1:1:223:PHE:HA	1.73	0.70
1:1:129:LEU:CD1	1:1:240:TYR:CD1	2.73	0.70
2:2:3:ASN:OD1	2:2:11:SER:HB2	1.92	0.70
1:1:131:VAL:HG13	1:1:187:PHE:CD1	2.26	0.70
1:1:51:ASN:O	1:1:51:ASN:OD1	2.08	0.70
1:1:72:PRO:HB3	1:1:113:ASP:CB	2.22	0.70
2:2:146:GLU:CG	2:2:146:GLU:O	2.27	0.70
2:2:146:GLU:HB3	2:2:169:TYR:OH	1.91	0.70
2:2:132:PRO:HA	2:2:223:TRP:HA	1.73	0.70
2:2:143:GLY:O	2:2:144:THR:CA	2.38	0.70
2:2:182:ASN:C	2:2:184:TRP:N	2.44	0.69
2:2:111:ARG:HG3	2:2:205:GLU:HG3	1.72	0.69
2:2:3:ASN:ND2	2:2:12:ASP:H	1.90	0.69
2:2:71:THR:C	2:2:233:LEU:CD1	2.56	0.69
3:3:155:LEU:HD12	3:3:155:LEU:C	2.13	0.69
1:1:131:VAL:HG21	1:1:187:PHE:CE2	2.28	0.69
1:1:94:ARG:O	1:1:95:TRP:CG	2.45	0.69
2:2:10:LEU:CG	2:2:11:SER:H	2.02	0.69
1:1:46:LEU:CD2	1:1:228:ILE:HB	2.18	0.69
1:1:25:LYS:C	1:1:26:LEU:HG	2.12	0.69
1:1:94:ARG:CG	1:1:217:VAL:HG23	2.23	0.69
1:1:96:VAL:HG23	1:1:112:GLN:CD	2.11	0.69
2:2:6:GLU:OE1	2:2:9:ASN:CA	2.32	0.69
1:1:171:ARG:HB3	3:3:225:SER:CB	2.22	0.69
1:1:96:VAL:CG2	1:1:110:THR:HG21	2.23	0.69
1:1:161:ILE:CG2	1:1:161:ILE:O	2.40	0.69
3:3:14:PHE:C	3:3:14:PHE:CD1	2.64	0.69
1:1:45:MET:HA	1:1:234:ALA:O	1.92	0.69
1:1:32:ARG:O	1:1:34:ALA:N	2.26	0.69
1:1:46:LEU:CD2	1:1:228:ILE:HG21	2.23	0.69
3:3:121:VAL:CG1	3:3:122:LYS:N	2.55	0.69
1:1:127:CYS:SG	1:1:240:TYR:HB3	2.33	0.69
1:1:79:ASP:HB3	1:1:93:TRP:HZ2	1.57	0.69
2:2:192:GLN:HB3	2:2:202:VAL:CG2	2.23	0.69
2:2:32:ARG:CZ	2:2:111:ARG:HE	2.06	0.69
1:1:113:ASP:OD2	1:1:116:PHE:HB3	1.92	0.68
1:1:94:ARG:CG	1:1:217:VAL:CG2	2.65	0.68
2:2:35:GLY:O	2:2:36:TYR:HB2	1.91	0.68
3:3:181:ILE:O	3:3:182:THR:HB	1.92	0.68
1:1:45:MET:HB3	1:1:64:ARG:CG	2.15	0.68

Continued on next page...

Continued from previous page...

Atom-1	Atom-2	Interatomic distance (Å)	Clash overlap (Å)
2:2:146:GLU:CB	2:2:169:TYR:OH	2.41	0.68
2:2:194:LEU:HA	2:2:199:ASN:HD22	1.57	0.68
3:3:100:ARG:CG	3:3:226:PRO:HG3	2.23	0.68
3:3:86:SER:CB	3:3:175:SER:CB	2.59	0.68
1:1:79:ASP:OD2	1:1:95:TRP:HZ2	1.75	0.68
3:3:18:ASN:C	3:3:18:ASN:HD22	1.96	0.68
3:3:74:PRO:HG3	3:3:78:MET:CE	2.23	0.68
2:2:183:GLN:HA	2:2:186:TRP:CG	2.29	0.68
3:3:77:SER:C	3:3:79:VAL:N	2.46	0.68
1:1:68:LEU:CG	1:1:226:LEU:HD23	2.24	0.68
1:1:110:THR:O	1:1:111:LYS:C	2.29	0.68
1:1:36:PHE:CD2	1:1:37:TYR:CD1	2.77	0.68
1:1:68:LEU:HD23	1:1:70:LEU:HD11	1.70	0.68
1:1:97:ARG:CD	2:2:172:ARG:HD2	2.15	0.68
2:2:70:TRP:CE2	2:2:233:LEU:HD21	2.28	0.68
2:2:71:THR:O	2:2:73:SER:N	2.27	0.68
3:3:61:ASN:HD21	3:3:63:ARG:NH2	1.92	0.68
1:1:108:LEU:HD11	1:1:110:THR:CG2	2.24	0.68
1:1:156:VAL:O	1:1:156:VAL:CG1	2.41	0.68
1:1:203:PHE:HE2	1:1:219:PRO:CD	2.02	0.68
2:2:188:VAL:CG2	2:2:188:VAL:O	2.42	0.68
1:1:125:TYR:O	1:1:198:LEU:HB3	1.92	0.67
1:1:273:LEU:HD12	1:1:274:GLU:N	2.08	0.67
1:1:100:GLY:CA	1:1:109:MET:SD	2.83	0.67
1:1:146:ARG:CB	1:1:167:LEU:CD1	2.72	0.67
1:1:62:ASP:O	1:1:63:TYR:HB2	1.94	0.67
1:1:79:ASP:HA	1:1:84:PRO:HB3	1.69	0.67
1:1:259:PRO:O	1:1:260:THR:CG2	2.42	0.67
1:1:91:VAL:HG22	1:1:225:ARG:NH2	2.08	0.67
1:1:121:PRO:O	1:1:122:PHE:HB3	1.95	0.67
1:1:131:VAL:CG2	1:1:187:PHE:CE2	2.78	0.67
1:1:271:PRO:HG2	1:1:272:ILE:C	2.14	0.67
2:2:141:LYS:HG3	2:2:148:SER:N	2.10	0.67
2:2:259:LEU:C	2:2:260:ARG:CA	2.61	0.67
3:3:79:VAL:HG22	3:3:80:ASP:N	2.09	0.67
1:1:68:LEU:CD2	1:1:226:LEU:CD2	2.67	0.67
2:2:173:THR:HG22	2:2:174:GLY:H	1.56	0.67
3:3:124:LYS:HE2	3:3:152:ASP:OD1	1.95	0.67
1:1:130:GLU:HG2	1:1:239:ARG:CD	2.25	0.67
2:2:5:GLU:OE2	2:2:13:ARG:CD	2.41	0.67
2:2:112:VAL:CG2	2:2:249:LEU:CD2	2.65	0.67

Continued on next page...

Continued from previous page...

Atom-1	Atom-2	Interatomic distance (Å)	Clash overlap (Å)
1:1:37:TYR:HB3	1:1:240:TYR:HD2	1.60	0.67
1:1:272:ILE:HB	1:1:272:ILE:CG1	2.24	0.67
1:1:47:ARG:NE	1:1:233:SER:CB	2.06	0.67
1:1:75:SER:O	1:1:76:PHE:HA	1.95	0.67
2:2:182:ASN:O	2:2:185:GLN:N	2.19	0.66
3:3:103:ASN:HB3	3:3:222:MET:CB	2.25	0.66
3:3:24:PRO:O	3:3:25:ILE:CG2	2.39	0.66
1:1:133:VAL:HG22	1:1:185:VAL:CG1	2.17	0.66
3:3:144:MET:HG2	3:3:145:GLN:N	2.08	0.66
2:2:210:ASN:ND2	2:2:211:VAL:H	1.93	0.66
1:1:130:GLU:HB3	1:1:239:ARG:CG	2.26	0.66
3:3:165:PHE:CE2	3:3:167:SER:CB	2.78	0.66
1:1:116:PHE:CD1	1:1:116:PHE:O	2.49	0.66
1:1:46:LEU:CB	1:1:228:ILE:HG21	2.25	0.66
1:1:209:PHE:O	1:1:211:ASN:N	2.28	0.66
1:1:133:VAL:O	1:1:133:VAL:CG2	2.43	0.66
2:2:230:LEU:HD23	2:2:230:LEU:C	2.16	0.66
3:3:112:LEU:HD21	3:3:211:LEU:CD1	2.16	0.66
1:1:203:PHE:CZ	1:1:219:PRO:HD3	2.30	0.66
3:3:70:THR:O	3:3:71:ASN:C	2.34	0.66
1:1:150:THR:CG2	1:1:223:PHE:HA	2.26	0.66
3:3:54:LEU:CD1	3:3:211:LEU:N	2.58	0.66
3:3:93:SER:O	3:3:97:ALA:HB2	1.96	0.66
1:1:69:LEU:HD13	1:1:91:VAL:HA	1.76	0.65
3:3:100:ARG:C	3:3:102:PHE:H	1.99	0.65
1:1:274:GLU:CD	1:1:275:LEU:HD22	2.15	0.65
2:2:71:THR:H	2:2:74:GLN:HE22	1.42	0.65
1:1:146:ARG:C	1:1:227:TRP:CE3	2.70	0.65
1:1:94:ARG:CD	1:1:217:VAL:HG23	2.26	0.65
2:2:206:VAL:HG11	2:2:223:TRP:CZ3	2.31	0.65
3:3:121:VAL:O	3:3:122:LYS:HG3	1.95	0.65
3:3:126:LEU:HD23	3:3:127:ILE:H	1.60	0.65
2:2:168:ARG:CG	2:2:169:TYR:N	2.39	0.65
3:3:54:LEU:CD1	3:3:54:LEU:H	2.04	0.65
1:1:154:ALA:HB2	1:1:225:ARG:HH11	1.58	0.65
1:1:197:VAL:O	2:2:211:VAL:HG22	1.97	0.65
1:1:174:HIS:CB	3:3:16:SER:HB3	2.24	0.65
1:1:108:LEU:CG	2:2:175:PHE:HE2	2.07	0.65
2:2:208:TYR:OH	2:2:212:ALA:O	2.15	0.65
2:2:142:THR:HG23	2:2:142:THR:O	1.97	0.65
3:3:100:ARG:HD2	3:3:226:PRO:HG2	1.79	0.65

Continued on next page...

Continued from previous page...

Atom-1	Atom-2	Interatomic distance (Å)	Clash overlap (Å)
1:1:192:ASN:CB	3:3:222:MET:HE2	2.19	0.65
1:1:68:LEU:CD1	1:1:70:LEU:HD13	2.27	0.65
1:1:97:ARG:H	1:1:110:THR:HG21	1.62	0.65
2:2:210:ASN:HD21	2:2:220:HIS:CE1	2.14	0.65
1:1:122:PHE:CD1	1:1:245:VAL:HG23	2.32	0.64
3:3:110:ASN:HB2	3:3:162:THR:OG1	1.96	0.64
1:1:168:GLY:HA2	1:1:174:HIS:CE1	2.31	0.64
3:3:7:VAL:HG22	3:3:11:LYS:HZ1	1.62	0.64
1:1:142:ALA:HA	1:1:178:VAL:HB	1.78	0.64
2:2:32:ARG:NH2	2:2:111:ARG:HE	1.94	0.64
3:3:115:PHE:CZ	3:3:121:VAL:HG11	2.32	0.64
1:1:215:PHE:CD1	1:1:215:PHE:C	2.70	0.64
2:2:146:GLU:CA	2:2:169:TYR:CE2	2.77	0.64
4:4:32:SER:O	4:4:33:ILE:C	2.34	0.64
1:1:211:ASN:O	1:1:212:THR:C	2.27	0.64
2:2:97:GLY:O	2:2:101:ARG:HG3	1.97	0.64
2:2:142:THR:O	2:2:142:THR:CG2	2.46	0.64
3:3:63:ARG:HG2	3:3:63:ARG:HH11	1.61	0.64
4:4:27:ASN:ND2	4:4:27:ASN:H	1.95	0.64
3:3:114:VAL:HG12	3:3:209:LEU:O	1.98	0.64
3:3:103:ASN:CB	3:3:222:MET:HB3	2.28	0.64
2:2:129:PHE:O	2:2:226:VAL:CG1	2.46	0.64
2:2:165:THR:HG22	2:2:176:PHE:HB3	1.79	0.64
3:3:18:ASN:C	3:3:18:ASN:ND2	2.51	0.64
3:3:65:PRO:O	3:3:209:LEU:HD12	1.98	0.64
3:3:54:LEU:HD23	3:3:54:LEU:O	1.92	0.64
1:1:172:ASN:OD1	3:3:224:ILE:HG12	1.98	0.64
2:2:260:ARG:NH2	2:2:263:THR:OG1	2.31	0.64
3:3:81:TYR:O	3:3:188:VAL:HG12	1.98	0.64
1:1:37:TYR:HE2	1:1:122:PHE:HE2	1.44	0.63
1:1:205:GLY:HA2	2:2:219:GLN:O	1.98	0.63
3:3:77:SER:O	3:3:79:VAL:O	2.16	0.63
1:1:191:TYR:HE1	1:1:193:SER:O	1.81	0.63
1:1:125:TYR:CE2	1:1:198:LEU:HD23	2.33	0.63
1:1:20:VAL:O	1:1:20:VAL:HG12	1.99	0.63
1:1:78:PRO:C	1:1:84:PRO:HB2	2.12	0.63
1:1:95:TRP:HB2	2:2:168:ARG:HG3	1.79	0.63
2:2:195:ASN:C	2:2:197:ARG:H	2.01	0.63
2:2:24:THR:C	2:2:25:ASN:HD22	2.00	0.63
3:3:109:LEU:O	3:3:162:THR:CG2	2.35	0.63
2:2:79:HIS:HA	2:2:228:ALA:HB2	1.79	0.63

Continued on next page...

Continued from previous page...

Atom-1	Atom-2	Interatomic distance (Å)	Clash overlap (Å)
2:2:252:VAL:HG23	2:2:253:ASN:OD1	1.98	0.63
1:1:128:ASP:CG	4:4:31:ASN:OD1	2.37	0.63
2:2:195:ASN:C	2:2:197:ARG:N	2.51	0.63
3:3:86:SER:O	3:3:87:CYS:O	2.17	0.63
1:1:249:ARG:HG2	1:1:250:PRO:O	1.98	0.63
1:1:274:GLU:HG2	1:1:275:LEU:HB2	0.68	0.63
2:2:134:PHE:HB3	2:2:224:THR:CG2	2.29	0.63
3:3:45:LEU:O	3:3:49:LYS:HG3	1.97	0.63
3:3:79:VAL:CG2	3:3:80:ASP:H	2.06	0.63
1:1:46:LEU:O	1:1:233:SER:CB	2.46	0.63
1:1:94:ARG:NH2	1:1:95:TRP:CZ3	2.66	0.63
3:3:115:PHE:CE2	3:3:153:LEU:HD21	2.34	0.63
2:2:3:ASN:ND2	2:2:11:SER:HB2	2.13	0.63
1:1:150:THR:HB	1:1:224:GLY:H	1.63	0.63
2:2:114:VAL:HG22	2:2:202:VAL:HG12	1.79	0.63
2:2:1:ASP:O	2:2:2:GLN:CB	2.33	0.63
1:1:15:ALA:C	1:1:17:VAL:H	2.00	0.62
1:1:63:TYR:HB3	1:1:76:PHE:CZ	2.34	0.62
2:2:96:PHE:O	2:2:100:LEU:HB2	1.99	0.62
3:3:198:TYR:CD1	3:3:198:TYR:C	2.73	0.62
1:1:191:TYR:CD1	1:1:191:TYR:O	2.52	0.62
3:3:81:TYR:O	3:3:188:VAL:CG1	2.47	0.62
4:4:53:SER:HB3	4:4:54:ASN:O	1.98	0.62
2:2:112:VAL:HG13	2:2:249:LEU:HD23	1.80	0.62
1:1:251:THR:C	1:1:252:LEU:CA	2.66	0.62
1:1:259:PRO:O	1:1:260:THR:N	2.33	0.62
1:1:47:ARG:HA	1:1:233:SER:HG	1.62	0.62
2:2:112:VAL:CG2	2:2:130:MET:CE	2.72	0.62
2:2:260:ARG:C	2:2:261:HIS:CA	2.67	0.62
2:2:2:GLN:O	2:2:3:ASN:O	2.17	0.62
1:1:192:ASN:CG	3:3:222:MET:CE	2.67	0.62
2:2:111:ARG:HG3	2:2:205:GLU:CG	2.29	0.62
3:3:62:LYS:O	3:3:63:ARG:C	2.37	0.62
3:3:77:SER:HB2	3:3:191:TRP:HB3	1.82	0.62
1:1:146:ARG:HB2	1:1:167:LEU:CD1	2.28	0.62
1:1:62:ASP:O	1:1:63:TYR:CB	2.46	0.62
2:2:125:SER:CB	2:2:230:LEU:CD2	2.78	0.62
2:2:86:HIS:CE1	2:2:217:TRP:O	2.52	0.62
1:1:151:GLY:C	3:3:103:ASN:HD21	2.03	0.62
1:1:274:GLU:OE2	1:1:275:LEU:CD2	2.32	0.62
2:2:77:PHE:CD1	2:2:186:TRP:CZ3	2.87	0.62

Continued on next page...

Continued from previous page...

Atom-1	Atom-2	Interatomic distance (Å)	Clash overlap (Å)
1:1:46:LEU:O	1:1:233:SER:OG	2.18	0.62
2:2:112:VAL:HG22	2:2:249:LEU:HD23	1.76	0.62
2:2:125:SER:HB3	2:2:230:LEU:HD21	1.82	0.62
1:1:206:TRP:C	2:2:219:GLN:NE2	2.47	0.62
2:2:155:THR:O	2:2:155:THR:OG1	2.17	0.62
3:3:181:ILE:O	3:3:182:THR:CB	2.47	0.62
4:4:23:ASN:HD22	4:4:30:GLN:NE2	1.97	0.62
1:1:175:MET:HE1	1:1:187:PHE:CE1	2.20	0.61
4:4:35:LEU:HD12	4:4:36:SER:N	2.13	0.61
1:1:122:PHE:HB3	1:1:245:VAL:CG2	2.29	0.61
1:1:130:GLU:HB3	1:1:239:ARG:HG3	1.80	0.61
1:1:273:LEU:CG	1:1:274:GLU:HA	2.29	0.61
3:3:184:VAL:CG2	3:3:185:ASP:H	2.14	0.61
1:1:191:TYR:CE1	1:1:193:SER:O	2.54	0.61
2:2:81:ARG:CZ	2:2:136:THR:CA	2.79	0.61
2:2:143:GLY:O	2:2:144:THR:HA	2.00	0.61
1:1:113:ASP:OD2	1:1:116:PHE:CB	2.48	0.61
2:2:32:ARG:HA	2:2:203:ASP:O	2.00	0.61
2:2:64:THR:HG23	2:2:248:SER:CB	2.29	0.61
1:1:213:LYS:NZ	3:3:179:PRO:HG2	2.15	0.61
3:3:52:THR:CG2	3:3:94:MET:H	2.08	0.61
1:1:63:TYR:OH	1:1:109:MET:CE	2.49	0.61
1:1:203:PHE:CE1	1:1:205:GLY:HA3	2.36	0.61
1:1:212:THR:OG1	1:1:212:THR:O	2.17	0.61
1:1:274:GLU:CD	1:1:275:LEU:HB2	2.18	0.61
1:1:75:SER:O	1:1:76:PHE:CA	2.48	0.61
1:1:250:PRO:C	2:2:185:GLN:NE2	2.53	0.61
2:2:165:THR:HG22	2:2:176:PHE:CA	2.30	0.61
2:2:183:GLN:O	2:2:186:TRP:HE3	1.82	0.61
4:4:27:ASN:N	4:4:27:ASN:HD22	1.98	0.61
1:1:135:ALA:O	1:1:136:LEU:CB	2.46	0.61
1:1:37:TYR:HD2	1:1:243:MET:SD	2.23	0.61
1:1:130:GLU:HG2	1:1:239:ARG:HD2	1.81	0.61
3:3:139:THR:O	3:3:142:GLN:N	2.33	0.61
1:1:122:PHE:CB	1:1:245:VAL:HG23	2.19	0.61
1:1:15:ALA:O	1:1:19:PHE:O	2.19	0.61
1:1:146:ARG:NE	1:1:167:LEU:HD11	2.06	0.61
3:3:95:LEU:HD13	3:3:214:ALA:HB2	1.83	0.60
1:1:173:PRO:HB3	3:3:17:THR:CG2	2.31	0.60
1:1:91:VAL:HG22	1:1:225:ARG:HH21	1.65	0.60
1:1:68:LEU:CD2	1:1:226:LEU:HD23	2.30	0.60

Continued on next page...

Continued from previous page...

Atom-1	Atom-2	Interatomic distance (Å)	Clash overlap (Å)
2:2:185:GLN:C	2:2:187:THR:H	2.04	0.60
3:3:118:ALA:O	3:3:121:VAL:HB	2.00	0.60
3:3:82:GLN:HA	3:3:187:TRP:HA	1.83	0.60
2:2:210:ASN:ND2	2:2:220:HIS:HE1	1.98	0.60
3:3:122:LYS:O	3:3:197:THR:N	2.31	0.60
3:3:184:VAL:HG22	3:3:185:ASP:H	1.66	0.60
3:3:77:SER:CB	3:3:191:TRP:HB3	2.32	0.60
1:1:41:VAL:HG12	1:1:238:ILE:HG12	1.82	0.60
1:1:249:ARG:HG3	1:1:250:PRO:HD2	1.84	0.60
1:1:60:GLU:HG2	1:1:61:ASN:N	2.07	0.60
1:1:201:ALA:O	2:2:178:THR:CG2	2.49	0.60
1:1:121:PRO:HB3	1:1:249:ARG:O	2.01	0.60
3:3:18:ASN:HD22	3:3:19:PRO:N	2.00	0.60
4:4:22:ASN:N	4:4:22:ASN:HD22	1.98	0.60
1:1:146:ARG:CB	1:1:167:LEU:HD12	2.31	0.60
1:1:79:ASP:HA	1:1:84:PRO:CA	2.30	0.60
2:2:261:HIS:O	2:2:261:HIS:ND1	2.33	0.60
1:1:133:VAL:O	1:1:133:VAL:HG22	2.02	0.60
1:1:71:THR:O	1:1:73:LEU:N	2.33	0.60
1:1:73:LEU:HB3	1:1:74:PRO:HD2	1.84	0.60
1:1:182:ASN:O	1:1:183:SER:OG	2.18	0.60
4:4:23:ASN:HD22	4:4:30:GLN:HE22	1.50	0.60
1:1:250:PRO:HB3	2:2:185:GLN:HB3	1.82	0.59
2:2:212:ALA:O	2:2:214:SER:N	2.35	0.59
1:1:56:PHE:HZ	1:1:227:TRP:HB3	1.64	0.59
2:2:161:GLN:C	2:2:163:ALA:N	2.41	0.59
3:3:52:THR:CG2	3:3:93:SER:HA	2.32	0.59
1:1:131:VAL:CG1	1:1:187:PHE:CD1	2.84	0.59
1:1:182:ASN:CG	3:3:12:GLY:HA3	2.22	0.59
3:3:77:SER:OG	3:3:78:MET:HB2	2.02	0.59
2:2:109:GLY:O	2:2:252:VAL:CG1	2.49	0.59
2:2:143:GLY:O	2:2:144:THR:CB	2.49	0.59
3:3:45:LEU:O	3:3:49:LYS:HG2	2.01	0.59
1:1:106:PHE:HE1	1:1:114:TYR:CZ	2.20	0.59
1:1:170:THR:HB	1:1:172:ASN:H	1.67	0.59
1:1:238:ILE:O	1:1:238:ILE:CG1	2.51	0.59
1:1:108:LEU:CD1	1:1:110:THR:HG23	2.32	0.59
1:1:62:ASP:O	1:1:63:TYR:HD2	1.86	0.59
2:2:129:PHE:CZ	2:2:226:VAL:HG11	2.37	0.59
2:2:183:GLN:C	2:2:186:TRP:CE3	2.58	0.59
3:3:90:MET:O	3:3:96:ALA:HB1	2.02	0.59

Continued on next page...

Continued from previous page...

Atom-1	Atom-2	Interatomic distance (Å)	Clash overlap (Å)
1:1:269:PRO:O	1:1:270:VAL:CG1	2.51	0.59
1:1:274:GLU:CG	1:1:275:LEU:N	2.65	0.59
1:1:108:LEU:HD13	1:1:110:THR:CG2	2.29	0.59
1:1:129:LEU:HD13	1:1:240:TYR:HD1	1.65	0.59
1:1:192:ASN:HA	3:3:222:MET:CE	2.08	0.59
1:1:121:PRO:O	1:1:122:PHE:CB	2.50	0.58
1:1:208:ASP:H	2:2:219:GLN:HE22	1.46	0.58
1:1:142:ALA:N	1:1:231:ASN:OD1	2.36	0.58
1:1:64:ARG:NH2	1:1:136:LEU:CD1	2.63	0.58
2:2:166:GLY:C	2:2:179:ASN:ND2	2.52	0.58
2:2:79:HIS:CA	2:2:228:ALA:HB2	2.32	0.58
1:1:215:PHE:H	2:2:146:GLU:CD	2.02	0.58
3:3:126:LEU:HD13	3:3:140:ARG:HG3	1.84	0.58
1:1:141:VAL:O	1:1:178:VAL:CG2	2.47	0.58
1:1:144:VAL:HG11	1:1:167:LEU:O	2.03	0.58
1:1:146:ARG:HD2	1:1:167:LEU:CG	2.28	0.58
1:1:142:ALA:O	1:1:232:THR:HG22	2.02	0.58
2:2:132:PRO:HA	2:2:222:ASN:O	2.04	0.58
2:2:255:VAL:O	2:2:255:VAL:HG13	2.03	0.58
3:3:85:LEU:CD2	3:3:99:ALA:HB1	2.28	0.58
1:1:141:VAL:O	1:1:178:VAL:HA	2.03	0.58
2:2:256:PHE:CD1	2:2:256:PHE:N	2.71	0.58
2:2:80:ILE:HG23	2:2:80:ILE:O	2.04	0.58
3:3:7:VAL:C	3:3:11:LYS:HE2	2.23	0.58
1:1:6:GLU:OE1	2:2:195:ASN:HB2	2.04	0.58
2:2:104:TYR:HA	2:2:260:ARG:NH1	2.19	0.58
4:4:27:ASN:HD22	4:4:27:ASN:H	1.51	0.58
1:1:129:LEU:HD22	1:1:223:PHE:HZ	1.69	0.58
1:1:79:ASP:OD2	1:1:95:TRP:CZ2	2.55	0.58
3:3:165:PHE:HZ	3:3:172:ARG:HG3	1.67	0.58
1:1:41:VAL:CG1	1:1:41:VAL:O	2.51	0.58
3:3:106:ARG:HG3	3:3:107:GLY:N	2.18	0.58
3:3:180:THR:HG23	3:3:180:THR:O	2.03	0.58
3:3:57:PRO:HA	3:3:63:ARG:HA	1.86	0.58
1:1:154:ALA:CB	1:1:225:ARG:NH1	2.63	0.58
2:2:3:ASN:HB3	2:2:12:ASP:HB2	1.86	0.58
2:2:107:LYS:HD3	2:2:255:VAL:HG11	1.86	0.58
3:3:115:PHE:CD1	3:3:153:LEU:HD21	2.39	0.58
3:3:83:VAL:CG1	3:3:185:ASP:O	2.49	0.58
1:1:271:PRO:CB	1:1:272:ILE:C	2.71	0.57
1:1:273:LEU:HD12	1:1:275:LEU:H	1.68	0.57

Continued on next page...

Continued from previous page...

Atom-1	Atom-2	Interatomic distance (Å)	Clash overlap (Å)
1:1:71:THR:O	1:1:71:THR:HG23	2.03	0.57
1:1:94:ARG:NH2	1:1:95:TRP:HZ3	2.02	0.57
2:2:210:ASN:HD21	2:2:220:HIS:HE1	1.52	0.57
2:2:229:VAL:HG13	2:2:229:VAL:O	2.04	0.57
3:3:24:PRO:C	3:3:25:ILE:CG2	2.72	0.57
1:1:63:TYR:CZ	1:1:109:MET:SD	2.97	0.57
2:2:101:ARG:CB	2:2:217:TRP:HZ2	2.12	0.57
3:3:106:ARG:CG	3:3:107:GLY:N	2.66	0.57
1:1:186:SER:OG	3:3:9:GLU:CD	2.42	0.57
1:1:145:LEU:HD21	1:1:226:LEU:HD12	1.87	0.57
1:1:56:PHE:O	1:1:57:ASN:CB	2.46	0.57
2:2:134:PHE:CE1	2:2:181:GLN:NE2	2.73	0.57
1:1:154:ALA:O	1:1:227:TRP:CE2	2.57	0.57
1:1:47:ARG:HH21	1:1:233:SER:CB	2.16	0.57
1:1:274:GLU:HG2	1:1:275:LEU:N	2.18	0.57
1:1:129:LEU:HD22	1:1:223:PHE:CE1	2.39	0.57
1:1:79:ASP:CG	1:1:93:TRP:HE1	2.08	0.57
1:1:94:ARG:O	1:1:95:TRP:HE3	1.82	0.57
1:1:6:GLU:HA	2:2:193:ILE:HB	1.86	0.57
2:2:24:THR:HG22	2:2:25:ASN:CA	2.35	0.57
2:2:259:LEU:CD2	2:2:260:ARG:HA	2.34	0.57
2:2:50:ASP:OD1	3:3:166:ILE:CG1	2.53	0.57
1:1:37:TYR:CE2	1:1:122:PHE:HE2	2.23	0.57
1:1:95:TRP:CD1	1:1:97:ARG:NH2	2.73	0.57
1:1:251:THR:HG22	1:1:252:LEU:N	2.20	0.57
1:1:263:LYS:CG	1:1:264:ILE:N	2.65	0.57
3:3:143:ALA:HB2	3:3:191:TRP:CZ2	2.40	0.57
3:3:219:THR:HG22	3:3:219:THR:O	2.04	0.57
3:3:52:THR:O	3:3:53:PHE:CG	2.58	0.57
1:1:108:LEU:CD1	1:1:112:GLN:CD	2.68	0.56
1:1:33:VAL:HG21	1:1:245:VAL:HG12	1.86	0.56
2:2:210:ASN:ND2	2:2:220:HIS:CE1	2.73	0.56
2:2:80:ILE:CG2	2:2:80:ILE:O	2.53	0.56
3:3:121:VAL:HG13	3:3:122:LYS:H	1.70	0.56
3:3:129:TYR:CE1	3:3:186:GLY:HA2	2.37	0.56
3:3:48:CYS:SG	3:3:95:LEU:CD1	2.93	0.56
1:1:124:PHE:HZ	2:2:133:GLU:CD	2.00	0.56
2:2:260:ARG:CZ	3:3:133:GLY:HA3	2.33	0.56
1:1:173:PRO:CB	3:3:17:THR:HG21	2.35	0.56
1:1:201:ALA:O	2:2:178:THR:HG22	2.04	0.56
1:1:203:PHE:CE2	1:1:219:PRO:HD2	2.37	0.56

Continued on next page...

Continued from previous page...

Atom-1	Atom-2	Interatomic distance (Å)	Clash overlap (Å)
2:2:194:LEU:HA	2:2:199:ASN:ND2	2.19	0.56
2:2:70:TRP:NE1	2:2:229:VAL:HG21	2.21	0.56
2:2:170:ASP:O	2:2:171:SER:HB3	2.05	0.56
2:2:41:HIS:C	2:2:43:GLU:N	2.59	0.56
1:1:141:VAL:HA	1:1:231:ASN:OD1	2.06	0.56
1:1:213:LYS:HZ3	3:3:179:PRO:HG2	1.71	0.56
1:1:46:LEU:HD23	1:1:66:ASN:O	2.05	0.56
1:1:133:VAL:CG2	1:1:185:VAL:CG1	2.78	0.56
2:2:230:LEU:O	2:2:230:LEU:HG	2.04	0.56
3:3:51:PRO:HA	3:3:212:VAL:O	2.04	0.56
4:4:26:SER:O	4:4:27:ASN:C	2.43	0.56
1:1:99:GLY:HA3	1:1:107:PRO:HB2	1.87	0.56
1:1:178:VAL:HG13	1:1:178:VAL:O	2.05	0.56
1:1:6:GLU:O	2:2:192:GLN:HG3	2.04	0.56
3:3:127:ILE:HG21	3:3:161:PHE:HD2	1.60	0.56
1:1:171:ARG:HD2	3:3:224:ILE:O	2.04	0.56
4:4:54:ASN:O	4:4:55:LEU:HB2	2.06	0.56
1:1:46:LEU:CD2	1:1:228:ILE:HG22	2.06	0.56
2:2:142:THR:O	2:2:144:THR:N	2.39	0.56
4:4:19:VAL:HG22	4:4:21:ILE:HG23	1.87	0.56
1:1:191:TYR:CE1	1:1:193:SER:HB3	2.41	0.56
2:2:80:ILE:HG22	2:2:227:VAL:C	2.26	0.56
1:1:271:PRO:HG2	1:1:273:LEU:N	2.21	0.56
3:3:132:PRO:HG2	3:3:185:ASP:OD2	2.06	0.56
3:3:45:LEU:O	3:3:47:LEU:N	2.39	0.56
1:1:69:LEU:HD22	1:1:92:GLN:HE21	1.68	0.55
3:3:48:CYS:SG	3:3:48:CYS:O	2.64	0.55
1:1:142:ALA:O	1:1:232:THR:CG2	2.54	0.55
2:2:134:PHE:HB3	2:2:224:THR:HG22	1.88	0.55
1:1:3:ASP:OD2	1:1:11:SER:OG	2.24	0.55
1:1:77:CYS:SG	1:1:85:GLN:CD	2.84	0.55
1:1:208:ASP:HA	2:2:219:GLN:CD	2.26	0.55
3:3:127:ILE:O	3:3:148:TYR:CA	2.53	0.55
2:2:78:SER:OG	2:2:160:PRO:HD3	2.07	0.55
1:1:100:GLY:HA2	1:1:109:MET:SD	2.46	0.55
2:2:114:VAL:HG22	2:2:202:VAL:CG1	2.36	0.55
2:2:70:TRP:CZ2	2:2:229:VAL:HG23	2.40	0.55
3:3:210:THR:O	3:3:211:LEU:CD2	2.54	0.55
3:3:63:ARG:HG2	3:3:63:ARG:NH1	2.22	0.55
2:2:81:ARG:NH1	2:2:136:THR:CA	2.70	0.55
3:3:116:THR:O	3:3:116:THR:HG23	2.06	0.55

Continued on next page...

Continued from previous page...

Atom-1	Atom-2	Interatomic distance (Å)	Clash overlap (Å)
3:3:157:SER:OG	3:3:158:SER:N	2.39	0.55
3:3:52:THR:HG21	3:3:93:SER:HA	1.89	0.55
1:1:144:VAL:HB	1:1:229:GLN:HG3	1.88	0.55
1:1:33:VAL:HG21	1:1:245:VAL:CG1	2.37	0.55
2:2:41:HIS:CD2	2:2:43:GLU:HG3	2.41	0.55
2:2:82:ILE:HG23	2:2:82:ILE:O	2.06	0.55
3:3:54:LEU:HD11	3:3:211:LEU:N	2.21	0.55
3:3:70:THR:HG21	3:3:205:ASN:H	1.72	0.55
4:4:19:VAL:HG13	4:4:21:ILE:O	2.06	0.55
1:1:175:MET:HE2	1:1:187:PHE:CG	2.24	0.55
3:3:14:PHE:CD1	3:3:15:TYR:N	2.75	0.55
3:3:214:ALA:CB	3:3:218:PHE:CG	2.81	0.55
1:1:129:LEU:CD2	1:1:223:PHE:CE1	2.90	0.55
2:2:85:PRO:O	2:2:87:VAL:N	2.40	0.55
1:1:151:GLY:O	3:3:103:ASN:ND2	2.40	0.55
1:1:116:PHE:CD1	1:1:116:PHE:C	2.81	0.55
1:1:130:GLU:HG2	1:1:239:ARG:NH1	2.22	0.55
1:1:77:CYS:SG	1:1:85:GLN:OE1	2.64	0.55
1:1:105:ASN:CG	2:2:175:PHE:CD1	2.75	0.55
2:2:70:TRP:HE1	2:2:229:VAL:HG21	1.71	0.55
1:1:258:THR:OG1	1:1:259:PRO:HD2	2.00	0.54
3:3:127:ILE:HG22	3:3:161:PHE:CZ	2.34	0.54
1:1:67:CYS:SG	1:1:227:TRP:CD1	3.00	0.54
1:1:64:ARG:NH2	1:1:136:LEU:HG	2.23	0.54
1:1:186:SER:OG	3:3:9:GLU:OE2	2.25	0.54
1:1:68:LEU:HD11	1:1:70:LEU:HA	1.89	0.54
2:2:104:TYR:O	2:2:104:TYR:HD1	1.90	0.54
1:1:124:PHE:CE1	2:2:133:GLU:OE1	2.54	0.54
2:2:256:PHE:HD1	2:2:256:PHE:N	2.05	0.54
3:3:166:ILE:HG22	3:3:166:ILE:O	2.08	0.54
1:1:96:VAL:CG2	1:1:110:THR:HG23	2.24	0.54
1:1:133:VAL:CG1	1:1:185:VAL:HG12	2.38	0.54
1:1:18:ASP:OD2	1:1:19:PHE:HE1	1.91	0.54
3:3:230:VAL:O	3:3:231:PRO:O	2.25	0.54
1:1:68:LEU:CD2	1:1:70:LEU:HD13	1.96	0.54
1:1:79:ASP:CG	1:1:79:ASP:O	2.44	0.54
3:3:103:ASN:HB2	3:3:224:ILE:CD1	2.30	0.54
3:3:104:GLN:HG2	3:3:171:TYR:HB3	1.90	0.54
1:1:131:VAL:HG11	1:1:187:PHE:CZ	2.40	0.54
1:1:18:ASP:OD2	1:1:19:PHE:CE1	2.61	0.54
1:1:251:THR:HG22	1:1:252:LEU:H	1.72	0.54

Continued on next page...

Continued from previous page...

Atom-1	Atom-2	Interatomic distance (Å)	Clash overlap (Å)
2:2:131:ALA:HB2	2:2:189:TYR:CD1	2.41	0.54
2:2:25:ASN:N	2:2:25:ASN:HD22	2.05	0.54
3:3:165:PHE:CZ	3:3:172:ARG:CG	2.90	0.54
3:3:100:ARG:HD2	3:3:226:PRO:CG	2.37	0.54
1:1:154:ALA:CB	1:1:225:ARG:CD	2.85	0.54
1:1:175:MET:SD	1:1:187:PHE:CZ	3.00	0.54
2:2:67:LEU:HD12	2:2:247:ALA:CB	2.31	0.54
3:3:116:THR:CG2	3:3:116:THR:O	2.56	0.54
3:3:149:ALA:HB1	3:3:159:PHE:CZ	2.38	0.54
1:1:148:ALA:HA	1:1:172:ASN:HD21	1.72	0.54
1:1:133:VAL:HG13	1:1:185:VAL:HG12	1.90	0.54
2:2:142:THR:C	2:2:144:THR:N	2.62	0.54
1:1:214:ASP:N	2:2:146:GLU:OE2	2.41	0.54
1:1:101:VAL:HB	1:1:103:GLY:O	2.08	0.53
1:1:146:ARG:NH2	1:1:170:THR:CA	2.64	0.53
2:2:106:CYS:SG	2:2:107:LYS:N	2.81	0.53
2:2:3:ASN:O	2:2:5:GLU:CD	2.47	0.53
4:4:15:GLY:O	4:4:17:GLU:N	2.41	0.53
1:1:122:PHE:HB2	1:1:245:VAL:HG23	1.82	0.53
2:2:84:LEU:CD2	2:2:249:LEU:HD13	2.38	0.53
1:1:126:LYS:O	1:1:243:MET:HA	2.08	0.53
2:2:124:GLY:HA2	2:2:231:SER:O	2.08	0.53
1:1:128:ASP:HB3	4:4:31:ASN:OD1	2.09	0.53
2:2:112:VAL:HG13	2:2:249:LEU:CD2	2.38	0.53
3:3:106:ARG:HD2	3:3:170:HIS:O	2.08	0.53
3:3:184:VAL:HG22	3:3:185:ASP:N	2.23	0.53
1:1:68:LEU:HD11	1:1:70:LEU:CD1	2.38	0.53
2:2:30:VAL:HG12	2:2:199:ASN:OD1	2.08	0.53
2:2:70:TRP:NE1	2:2:233:LEU:CD2	2.69	0.53
2:2:84:LEU:HD11	2:2:130:MET:CE	2.38	0.53
1:1:74:PRO:O	1:1:92:GLN:HG2	1.95	0.53
1:1:96:VAL:CG2	1:1:112:GLN:NE2	2.71	0.53
1:1:219:PRO:HG3	3:3:182:THR:HG21	1.91	0.53
3:3:110:ASN:ND2	3:3:160:ASN:OD1	2.41	0.53
1:1:121:PRO:O	1:1:122:PHE:CD2	2.61	0.53
1:1:122:PHE:HZ	1:1:243:MET:HE1	1.73	0.53
2:2:77:PHE:CD1	2:2:186:TRP:HZ3	2.25	0.53
1:1:141:VAL:CG2	1:1:232:THR:CB	2.80	0.53
1:1:241:LYS:O	1:1:242:LYS:HB2	2.09	0.53
2:2:259:LEU:CA	2:2:260:ARG:N	2.68	0.53
3:3:161:PHE:O	3:3:162:THR:OG1	2.23	0.53

Continued on next page...

Continued from previous page...

Atom-1	Atom-2	Interatomic distance (Å)	Clash overlap (Å)
1:1:47:ARG:NH2	1:1:233:SER:CB	2.69	0.52
2:2:259:LEU:HD21	2:2:260:ARG:O	2.09	0.52
1:1:37:TYR:CE2	1:1:122:PHE:CE2	2.91	0.52
1:1:152:ALA:HB2	3:3:224:ILE:HD13	1.91	0.52
2:2:141:LYS:CG	2:2:148:SER:HA	2.40	0.52
2:2:5:GLU:C	2:2:6:GLU:HG2	2.29	0.52
3:3:108:SER:OG	3:3:217:ASP:CB	2.58	0.52
3:3:112:LEU:CD2	3:3:211:LEU:CD1	2.80	0.52
3:3:115:PHE:HZ	3:3:121:VAL:HG11	1.73	0.52
3:3:70:THR:HG22	3:3:196:LEU:CD2	2.36	0.52
1:1:97:ARG:N	1:1:110:THR:HG21	2.24	0.52
1:1:37:TYR:OH	1:1:119:PHE:CD2	2.61	0.52
1:1:46:LEU:O	1:1:233:SER:HB3	2.08	0.52
1:1:76:PHE:CB	1:1:93:TRP:CZ3	2.88	0.52
1:1:182:ASN:HB3	3:3:12:GLY:CA	2.37	0.52
3:3:7:VAL:HG21	3:3:11:LYS:HD3	1.91	0.52
1:1:131:VAL:HG22	1:1:187:PHE:CE2	2.44	0.52
1:1:215:PHE:HB3	2:2:147:PRO:HD3	1.91	0.52
1:1:95:TRP:CD1	1:1:95:TRP:C	2.82	0.52
3:3:23:VAL:HG23	3:3:24:PRO:HD2	1.92	0.52
1:1:216:GLY:O	1:1:217:VAL:C	2.47	0.52
1:1:129:LEU:HD23	1:1:223:PHE:HE1	1.75	0.52
1:1:271:PRO:CG	1:1:272:ILE:C	2.78	0.52
1:1:202:TRP:HE3	1:1:202:TRP:HA	1.75	0.52
1:1:273:LEU:CG	1:1:274:GLU:N	2.68	0.52
1:1:157:THR:O	1:1:157:THR:CG2	2.58	0.52
2:2:126:LEU:HD11	2:2:245:ILE:HD13	1.92	0.52
2:2:149:ASP:OD2	2:2:152:THR:CB	2.58	0.52
1:1:89:ALA:HB1	1:1:225:ARG:HH21	1.67	0.52
3:3:116:THR:OG1	3:3:209:LEU:HD22	2.10	0.52
1:1:171:ARG:HD2	3:3:225:SER:HB2	1.92	0.51
2:2:131:ALA:CB	2:2:189:TYR:CD1	2.94	0.51
2:2:161:GLN:CG	2:2:167:TYR:OH	2.58	0.51
1:1:125:TYR:O	1:1:198:LEU:CB	2.57	0.51
1:1:207:SER:HA	2:2:219:GLN:HE22	1.75	0.51
1:1:122:PHE:CB	1:1:245:VAL:HG21	2.25	0.51
2:2:10:LEU:CG	2:2:11:SER:N	2.69	0.51
1:1:106:PHE:CE1	1:1:114:TYR:OH	2.55	0.51
3:3:114:VAL:HG13	3:3:209:LEU:HB2	1.90	0.51
3:3:79:VAL:CG2	3:3:80:ASP:N	2.72	0.51
1:1:146:ARG:HB2	1:1:167:LEU:HD12	1.91	0.51

Continued on next page...

Continued from previous page...

Atom-1	Atom-2	Interatomic distance (Å)	Clash overlap (Å)
1:1:142:ALA:H	1:1:231:ASN:CB	2.24	0.51
1:1:276:GLU:O	1:1:276:GLU:HG2	2.11	0.51
2:2:195:ASN:O	2:2:196:LEU:C	2.49	0.51
2:2:192:GLN:HB3	2:2:202:VAL:HG23	1.92	0.51
3:3:93:SER:O	3:3:97:ALA:CB	2.59	0.51
3:3:98:VAL:CG1	3:3:99:ALA:N	2.73	0.51
1:1:193:SER:C	1:1:195:LEU:H	2.14	0.51
1:1:251:THR:CG2	1:1:252:LEU:H	2.23	0.51
1:1:258:THR:CB	1:1:259:PRO:HD2	2.38	0.51
1:1:174:HIS:CB	3:3:16:SER:HB2	2.36	0.51
3:3:182:THR:O	3:3:183:SER:C	2.49	0.51
1:1:76:PHE:CD2	1:1:110:THR:HA	2.45	0.51
1:1:94:ARG:HG2	1:1:202:TRP:CH2	2.46	0.51
2:2:134:PHE:CD1	2:2:181:GLN:NE2	2.79	0.51
2:2:201:THR:HG23	2:2:202:VAL:N	2.26	0.51
3:3:193:LEU:HG	3:3:193:LEU:O	2.10	0.51
3:3:48:CYS:C	3:3:49:LYS:HG2	2.30	0.51
1:1:129:LEU:CD2	1:1:223:PHE:HE1	2.24	0.51
1:1:251:THR:CG2	1:1:252:LEU:N	2.73	0.51
2:2:125:SER:CB	2:2:230:LEU:HD21	2.40	0.51
2:2:86:HIS:H	2:2:86:HIS:CD2	2.28	0.51
3:3:130:THR:HA	3:3:146:SER:OG	2.11	0.51
1:1:142:ALA:CA	1:1:178:VAL:HB	2.40	0.50
1:1:41:VAL:HG12	1:1:41:VAL:O	2.10	0.50
1:1:96:VAL:HG13	2:2:175:PHE:CD2	2.46	0.50
2:2:67:LEU:CG	2:2:82:ILE:HD11	2.41	0.50
3:3:103:ASN:CB	3:3:224:ILE:HD12	2.31	0.50
1:1:106:PHE:CE1	1:1:114:TYR:CZ	2.97	0.50
2:2:210:ASN:HD22	2:2:211:VAL:N	2.09	0.50
2:2:134:PHE:HB3	2:2:224:THR:HG21	1.92	0.50
2:2:79:HIS:CB	2:2:228:ALA:HB2	2.41	0.50
2:2:85:PRO:HD3	2:2:222:ASN:ND2	2.21	0.50
4:4:24:PHE:O	4:4:25:TYR:O	2.29	0.50
2:2:104:TYR:CD1	2:2:104:TYR:C	2.84	0.50
2:2:84:LEU:CD1	2:2:130:MET:CE	2.89	0.50
1:1:202:TRP:CE3	1:1:202:TRP:HA	2.46	0.50
1:1:209:PHE:O	1:1:210:GLY:C	2.46	0.50
1:1:268:ASN:HD21	1:1:269:PRO:HD2	1.68	0.50
1:1:274:GLU:CG	1:1:275:LEU:CB	2.24	0.50
2:2:41:HIS:O	2:2:41:HIS:ND1	2.44	0.50
3:3:115:PHE:CZ	3:3:117:GLY:HA3	2.46	0.50

Continued on next page...

Continued from previous page...

Atom-1	Atom-2	Interatomic distance (Å)	Clash overlap (Å)
3:3:14:PHE:CE1	3:3:15:TYR:O	2.64	0.50
3:3:86:SER:HB2	3:3:175:SER:OG	2.09	0.50
1:1:37:TYR:HE2	1:1:122:PHE:CZ	2.29	0.50
1:1:68:LEU:CD1	1:1:70:LEU:CD1	2.88	0.50
2:2:206:VAL:CG1	2:2:223:TRP:CZ2	2.94	0.50
2:2:3:ASN:O	2:2:5:GLU:HG3	2.12	0.50
1:1:210:GLY:O	1:1:212:THR:N	2.44	0.50
1:1:264:ILE:HG23	1:1:265:ASN:HB2	1.93	0.50
1:1:37:TYR:OH	1:1:119:PHE:HD2	1.95	0.50
1:1:250:PRO:CB	2:2:185:GLN:HE21	2.22	0.50
3:3:207:ASP:N	3:3:207:ASP:OD1	2.43	0.50
1:1:146:ARG:NH2	1:1:170:THR:HA	2.27	0.50
1:1:35:PHE:O	1:1:39:ARG:CZ	2.60	0.50
1:1:51:ASN:ND2	1:1:54:THR:OG1	2.44	0.50
1:1:78:PRO:HD3	1:1:89:ALA:O	2.11	0.50
1:1:45:MET:O	1:1:46:LEU:HD12	2.11	0.50
2:2:32:ARG:CZ	2:2:111:ARG:NE	2.70	0.50
1:1:96:VAL:HG13	2:2:175:PHE:HD2	1.77	0.50
2:2:188:VAL:HG22	2:2:188:VAL:O	2.12	0.50
2:2:265:ILE:HG12	2:2:266:ALA:N	2.27	0.50
3:3:45:LEU:C	3:3:47:LEU:N	2.61	0.50
2:2:81:ARG:NH1	2:2:136:THR:HA	2.26	0.50
2:2:66:ASP:OD1	2:2:66:ASP:N	2.45	0.50
3:3:144:MET:C	3:3:146:SER:H	2.15	0.50
1:1:130:GLU:HB3	1:1:239:ARG:HG2	1.93	0.49
1:1:256:TRP:HA	1:1:256:TRP:CE3	2.45	0.49
3:3:14:PHE:HD1	3:3:15:TYR:N	2.10	0.49
3:3:44:LEU:O	3:3:47:LEU:CB	2.54	0.49
1:1:261:THR:CB	1:1:262:THR:CA	2.90	0.49
1:1:264:ILE:O	1:1:265:ASN:O	2.30	0.49
3:3:117:GLY:HA2	3:3:206:SER:OG	2.12	0.49
1:1:146:ARG:HG3	1:1:167:LEU:CD1	2.20	0.49
1:1:54:THR:C	1:1:160:LEU:HD11	2.33	0.49
2:2:24:THR:C	2:2:25:ASN:ND2	2.66	0.49
3:3:210:THR:C	3:3:211:LEU:HG	2.32	0.49
1:1:14:ASP:OD2	1:1:23:PRO:HG3	2.12	0.49
3:3:77:SER:O	3:3:79:VAL:N	2.45	0.49
4:4:26:SER:O	4:4:29:TYR:HB2	2.13	0.49
1:1:99:GLY:CA	1:1:107:PRO:HB2	2.42	0.49
1:1:95:TRP:CZ3	2:2:169:TYR:HE1	2.31	0.49
1:1:146:ARG:HD2	1:1:167:LEU:HD11	0.49	0.49

Continued on next page...

Continued from previous page...

Atom-1	Atom-2	Interatomic distance (Å)	Clash overlap (Å)
1:1:249:ARG:HG2	1:1:250:PRO:N	2.25	0.49
1:1:35:PHE:O	1:1:39:ARG:NE	2.46	0.49
1:1:97:ARG:HD2	2:2:172:ARG:HH11	1.77	0.49
2:2:183:GLN:O	2:2:186:TRP:CE3	2.64	0.49
2:2:50:ASP:HB3	2:2:257:ASN:HB2	1.94	0.49
3:3:106:ARG:HA	3:3:165:PHE:CE1	2.48	0.49
2:2:210:ASN:HD22	2:2:211:VAL:H	1.59	0.49
3:3:129:TYR:HE1	3:3:186:GLY:CA	2.22	0.49
1:1:50:GLN:O	1:1:50:GLN:HG2	2.13	0.49
1:1:94:ARG:HG2	1:1:202:TRP:HH2	1.77	0.49
1:1:97:ARG:H	1:1:110:THR:HG22	1.76	0.49
2:2:80:ILE:CG2	2:2:227:VAL:HB	2.43	0.49
2:2:81:ARG:NH2	2:2:136:THR:C	2.66	0.49
3:3:174:THR:O	3:3:174:THR:HG22	2.12	0.49
1:1:271:PRO:CG	1:1:272:ILE:CA	2.88	0.49
3:3:20:ASP:OD1	3:3:20:ASP:C	2.51	0.49
3:3:47:LEU:HD21	3:3:94:MET:CG	2.43	0.49
1:1:96:VAL:HG22	1:1:110:THR:CG2	2.37	0.48
1:1:68:LEU:HD22	1:1:236:VAL:CG1	2.33	0.48
3:3:7:VAL:HG21	3:3:11:LYS:CD	2.42	0.48
1:1:101:VAL:CB	1:1:103:GLY:O	2.61	0.48
1:1:35:PHE:O	1:1:35:PHE:CD1	2.67	0.48
2:2:84:LEU:CD1	2:2:130:MET:HE2	2.43	0.48
2:2:78:SER:O	2:2:228:ALA:HB1	2.13	0.48
1:1:108:LEU:HD23	2:2:175:PHE:CZ	2.28	0.48
1:1:63:TYR:OH	1:1:109:MET:SD	2.71	0.48
1:1:133:VAL:HG13	1:1:185:VAL:CG1	2.42	0.48
1:1:131:VAL:HG13	1:1:187:PHE:O	2.12	0.48
1:1:201:ALA:O	2:2:178:THR:HG21	2.13	0.48
2:2:185:GLN:O	2:2:187:THR:N	2.41	0.48
3:3:115:PHE:CE2	3:3:117:GLY:HA3	2.49	0.48
1:1:63:TYR:CZ	1:1:109:MET:CE	2.96	0.48
1:1:73:LEU:HD21	1:1:116:PHE:HE1	1.79	0.48
1:1:125:TYR:CD2	1:1:198:LEU:HD23	2.49	0.48
1:1:167:LEU:HA	1:1:167:LEU:HD13	1.63	0.48
1:1:50:GLN:O	1:1:50:GLN:CG	2.61	0.48
1:1:97:ARG:HG2	2:2:172:ARG:HH11	1.77	0.48
2:2:11:SER:O	2:2:14:VAL:HG13	2.13	0.48
2:2:67:LEU:HD12	2:2:247:ALA:HB3	1.85	0.48
2:2:259:LEU:HD22	3:3:145:GLN:O	2.13	0.48
1:1:160:LEU:HD22	1:1:164:THR:O	2.13	0.48

Continued on next page...

Continued from previous page...

Atom-1	Atom-2	Interatomic distance (Å)	Clash overlap (Å)
2:2:192:GLN:CB	2:2:202:VAL:HG23	2.43	0.48
1:1:56:PHE:CD1	1:1:229:GLN:NE2	2.82	0.48
1:1:122:PHE:CZ	1:1:243:MET:HE1	2.48	0.48
1:1:215:PHE:N	2:2:146:GLU:CD	2.62	0.48
2:2:182:ASN:O	2:2:184:TRP:N	2.47	0.48
3:3:115:PHE:CD1	3:3:153:LEU:HD11	2.48	0.48
3:3:78:MET:HB2	3:3:190:VAL:O	2.13	0.48
1:1:96:VAL:HG23	1:1:108:LEU:HD11	1.79	0.48
1:1:144:VAL:CG1	1:1:167:LEU:O	2.61	0.48
1:1:166:SER:C	1:1:168:GLY:N	2.63	0.48
2:2:83:PRO:HA	2:2:224:THR:HA	1.96	0.48
2:2:261:HIS:CE1	3:3:142:GLN:OE1	2.67	0.48
2:2:35:GLY:O	2:2:36:TYR:CB	2.62	0.48
2:2:84:LEU:HD21	2:2:249:LEU:CD1	2.42	0.48
3:3:126:LEU:CD2	3:3:127:ILE:N	2.76	0.48
1:1:68:LEU:HD23	1:1:236:VAL:HG11	1.87	0.48
2:2:81:ARG:CZ	2:2:136:THR:C	2.82	0.48
2:2:139:GLY:CA	2:2:148:SER:HB2	2.40	0.48
1:1:253:PHE:HB2	2:2:164:PRO:HG2	1.95	0.48
2:2:179:ASN:H	2:2:179:ASN:HD22	1.62	0.48
3:3:66:TYR:CD2	3:3:207:ASP:HB3	2.49	0.48
1:1:76:PHE:CB	1:1:93:TRP:HZ3	2.14	0.47
2:2:178:THR:HG22	2:2:178:THR:O	2.14	0.47
1:1:37:TYR:O	1:1:240:TYR:CD2	2.67	0.47
2:2:153:MET:O	2:2:154:ASP:C	2.51	0.47
2:2:194:LEU:CA	2:2:199:ASN:HD22	2.26	0.47
1:1:219:PRO:O	1:1:221:ALA:N	2.47	0.47
1:1:249:ARG:CG	1:1:250:PRO:HD2	2.44	0.47
2:2:165:THR:HG22	2:2:176:PHE:HA	1.96	0.47
3:3:76:THR:O	3:3:191:TRP:CZ3	2.67	0.47
1:1:108:LEU:HD21	2:2:175:PHE:HD2	1.75	0.47
1:1:96:VAL:CA	1:1:110:THR:HG21	2.45	0.47
2:2:131:ALA:O	2:2:132:PRO:O	2.32	0.47
3:3:108:SER:OG	3:3:217:ASP:HB3	2.14	0.47
1:1:146:ARG:C	1:1:227:TRP:HE3	2.17	0.47
3:3:174:THR:O	3:3:174:THR:CG2	2.62	0.47
3:3:108:SER:H	3:3:217:ASP:HB3	1.79	0.47
1:1:219:PRO:C	1:1:221:ALA:H	2.18	0.47
3:3:89:CYS:O	3:3:91:ALA:N	2.48	0.47
1:1:186:SER:O	3:3:15:TYR:OH	2.18	0.47
1:1:122:PHE:HB3	1:1:245:VAL:HG22	1.95	0.47

Continued on next page...

Continued from previous page...

Atom-1	Atom-2	Interatomic distance (Å)	Clash overlap (Å)
1:1:37:TYR:HB3	1:1:240:TYR:CD2	2.45	0.47
2:2:183:GLN:HB3	2:2:186:TRP:CH2	2.42	0.47
3:3:125:PHE:O	3:3:151:TRP:N	2.32	0.47
1:1:108:LEU:CD2	2:2:175:PHE:CD2	2.70	0.47
1:1:147:TRP:CE2	1:1:189:VAL:HG21	2.50	0.47
1:1:259:PRO:CA	1:1:260:THR:N	2.68	0.47
1:1:54:THR:HA	1:1:160:LEU:CD1	2.31	0.47
1:1:96:VAL:HG13	1:1:96:VAL:O	2.15	0.47
3:3:139:THR:O	3:3:142:GLN:HB2	2.15	0.47
3:3:51:PRO:CB	3:3:211:LEU:CB	2.90	0.47
1:1:171:ARG:CD	3:3:224:ILE:O	2.62	0.47
1:1:15:ALA:C	1:1:17:VAL:N	2.62	0.47
2:2:102:ARG:O	2:2:260:ARG:N	2.36	0.47
3:3:165:PHE:CE1	3:3:172:ARG:HG3	2.49	0.47
3:3:178:SER:O	3:3:179:PRO:O	2.33	0.47
3:3:61:ASN:HD22	3:3:61:ASN:HA	1.64	0.47
3:3:67:PHE:CZ	3:3:125:PHE:CD2	3.03	0.47
3:3:78:MET:HE1	3:3:192:GLN:CD	1.96	0.47
1:1:146:ARG:CB	1:1:167:LEU:HG	2.42	0.46
2:2:137:GLY:O	2:2:138:LYS:HB3	2.15	0.46
1:1:6:GLU:OE1	2:2:198:THR:HB	2.16	0.46
2:2:109:GLY:C	2:2:252:VAL:HG12	2.35	0.46
2:2:33:LEU:HD23	2:2:35:GLY:HA2	1.97	0.46
2:2:73:SER:OG	2:2:74:GLN:N	2.48	0.46
2:2:81:ARG:NH2	2:2:136:THR:O	2.48	0.46
1:1:63:TYR:CZ	1:1:109:MET:HE3	2.50	0.46
1:1:145:LEU:CD2	1:1:226:LEU:HD12	2.45	0.46
1:1:264:ILE:HG23	1:1:265:ASN:N	2.30	0.46
2:2:125:SER:HB3	2:2:230:LEU:HD23	1.97	0.46
1:1:97:ARG:HH11	2:2:172:ARG:HB3	1.74	0.46
2:2:77:PHE:CE1	2:2:183:GLN:O	2.69	0.46
1:1:170:THR:HB	1:1:172:ASN:N	2.31	0.46
1:1:45:MET:HB3	1:1:64:ARG:CD	2.45	0.46
2:2:77:PHE:HD1	2:2:186:TRP:CZ3	2.31	0.46
1:1:63:TYR:HB3	1:1:76:PHE:HZ	1.78	0.46
1:1:67:CYS:SG	1:1:227:TRP:HD1	2.39	0.46
2:2:13:ARG:HA	2:2:29:THR:HG22	1.97	0.46
3:3:149:ALA:CB	3:3:159:PHE:CZ	2.97	0.46
1:1:185:VAL:O	1:1:185:VAL:HG12	2.15	0.46
1:1:46:LEU:HA	1:1:65:LEU:O	2.16	0.46
2:2:136:THR:HG22	2:2:150:PRO:HA	1.96	0.46

Continued on next page...

Continued from previous page...

Atom-1	Atom-2	Interatomic distance (Å)	Clash overlap (Å)
1:1:105:ASN:CG	2:2:175:PHE:HE1	1.97	0.46
2:2:208:TYR:CE2	2:2:213:PRO:HA	2.50	0.46
1:1:215:PHE:HD1	1:1:215:PHE:C	2.15	0.46
1:1:78:PRO:CD	1:1:89:ALA:O	2.64	0.46
2:2:71:THR:C	2:2:73:SER:H	2.19	0.46
3:3:47:LEU:C	3:3:49:LYS:H	2.16	0.46
2:2:136:THR:HG23	2:2:137:GLY:N	2.01	0.46
1:1:131:VAL:O	1:1:131:VAL:HG22	2.15	0.46
1:1:269:PRO:O	1:1:270:VAL:CB	2.64	0.46
1:1:95:TRP:CZ3	2:2:169:TYR:CE1	3.04	0.46
2:2:136:THR:CG2	2:2:150:PRO:CA	2.87	0.46
1:1:130:GLU:CG	1:1:239:ARG:NH1	2.79	0.46
1:1:144:VAL:HG22	1:1:176:TRP:CE3	2.51	0.46
2:2:141:LYS:HG2	2:2:148:SER:HA	1.97	0.46
2:2:201:THR:CG2	2:2:202:VAL:N	2.79	0.46
1:1:208:ASP:HA	2:2:219:GLN:NE2	2.30	0.46
2:2:255:VAL:O	2:2:255:VAL:CG1	2.64	0.46
2:2:265:ILE:CG1	2:2:266:ALA:N	2.79	0.46
2:2:44:HIS:HA	2:2:45:PRO:HD3	1.82	0.46
3:3:53:PHE:CD1	3:3:211:LEU:HD23	2.51	0.46
4:4:22:ASN:N	4:4:22:ASN:ND2	2.64	0.46
1:1:98:SER:O	1:1:109:MET:CB	2.64	0.46
1:1:251:THR:H	2:2:185:GLN:HE22	0.55	0.46
1:1:51:ASN:C	1:1:51:ASN:OD1	2.53	0.46
1:1:7:LYS:HB2	1:1:7:LYS:HE3	1.46	0.46
2:2:9:ASN:HB3	2:2:27:GLN:O	2.15	0.46
3:3:106:ARG:HG3	3:3:107:GLY:H	1.80	0.46
3:3:114:VAL:CG1	3:3:209:LEU:HB2	2.45	0.46
1:1:146:ARG:O	1:1:227:TRP:HE3	1.94	0.45
1:1:62:ASP:O	1:1:63:TYR:CG	2.69	0.45
1:1:64:ARG:NH2	1:1:136:LEU:CG	2.79	0.45
1:1:201:ALA:HA	2:2:178:THR:CG2	2.45	0.45
2:2:102:ARG:NH2	2:2:262:GLU:OE1	2.49	0.45
3:3:230:VAL:C	3:3:231:PRO:O	2.49	0.45
1:1:98:SER:O	1:1:109:MET:HB2	2.17	0.45
1:1:259:PRO:C	1:1:260:THR:N	2.69	0.45
2:2:143:GLY:C	2:2:144:THR:HG23	2.33	0.45
3:3:52:THR:HG21	3:3:93:SER:CA	2.45	0.45
1:1:124:PHE:CZ	2:2:133:GLU:CD	2.80	0.45
1:1:130:GLU:CG	1:1:239:ARG:HH11	2.29	0.45
1:1:89:ALA:CB	1:1:225:ARG:NH2	2.65	0.45

Continued on next page...

Continued from previous page...

Atom-1	Atom-2	Interatomic distance (Å)	Clash overlap (Å)
1:1:68:LEU:CB	1:1:226:LEU:CD2	2.84	0.45
2:2:107:LYS:HB3	2:2:255:VAL:CG1	2.46	0.45
3:3:116:THR:CB	3:3:207:ASP:O	2.58	0.45
1:1:100:GLY:HA3	1:1:109:MET:SD	2.56	0.45
1:1:53:GLU:H	1:1:165:PRO:HB3	1.80	0.45
2:2:100:LEU:O	2:2:217:TRP:NE1	2.48	0.45
3:3:110:ASN:OD1	3:3:213:SER:HB2	2.16	0.45
1:1:204:ASN:C	1:1:204:ASN:HD22	2.20	0.45
1:1:34:ALA:O	1:1:38:ASP:CB	2.60	0.45
1:1:35:PHE:O	1:1:35:PHE:HD1	1.91	0.45
2:2:163:ALA:HA	2:2:164:PRO:HD2	1.78	0.45
2:2:114:VAL:HG13	2:2:202:VAL:HG13	1.99	0.45
1:1:146:ARG:NE	1:1:167:LEU:CD1	2.73	0.45
1:1:125:TYR:HE1	1:1:199:PRO:O	1.88	0.45
1:1:128:ASP:HB2	1:1:241:LYS:O	2.16	0.45
3:3:105:TYR:HA	3:3:219:THR:O	2.16	0.45
3:3:219:THR:CG2	3:3:219:THR:O	2.65	0.45
3:3:61:ASN:HD21	3:3:63:ARG:HH22	1.59	0.45
3:3:136:LYS:HG3	3:3:136:LYS:O	2.17	0.45
3:3:214:ALA:HB1	3:3:218:PHE:HB2	1.92	0.45
3:3:95:LEU:HG	3:3:95:LEU:O	2.08	0.45
1:1:144:VAL:HG22	1:1:176:TRP:HE3	1.82	0.45
1:1:201:ALA:C	2:2:178:THR:HG22	2.37	0.45
1:1:70:LEU:HD21	1:1:226:LEU:HB3	1.98	0.45
2:2:64:THR:HA	2:2:248:SER:HA	1.98	0.45
2:2:99:THR:CG2	2:2:256:PHE:CE2	2.89	0.45
3:3:115:PHE:CZ	3:3:153:LEU:HD21	2.52	0.45
3:3:214:ALA:HB1	3:3:218:PHE:CD1	2.45	0.45
1:1:203:PHE:O	1:1:205:GLY:N	2.47	0.45
3:3:138:THR:C	3:3:139:THR:HG22	2.36	0.45
3:3:90:MET:O	3:3:96:ALA:HB3	2.15	0.45
1:1:191:TYR:HE1	1:1:193:SER:HB3	1.82	0.45
2:2:116:CYS:HB3	2:2:194:LEU:HD11	1.99	0.45
3:3:81:TYR:O	3:3:188:VAL:HG13	2.17	0.44
3:3:226:PRO:HB2	3:3:227:THR:H	0.96	0.44
1:1:156:VAL:C	1:1:158:ASP:H	2.18	0.44
1:1:6:GLU:OE1	2:2:198:THR:CB	2.65	0.44
2:2:165:THR:CB	2:2:176:PHE:HA	2.48	0.44
4:4:27:ASN:C	4:4:29:TYR:N	2.69	0.44
1:1:78:PRO:O	1:1:84:PRO:HB2	2.08	0.44
2:2:11:SER:O	2:2:14:VAL:CG1	2.66	0.44

Continued on next page...

Continued from previous page...

Atom-1	Atom-2	Interatomic distance (Å)	Clash overlap (Å)
2:2:150:PRO:O	2:2:151:PHE:CE1	2.68	0.44
3:3:98:VAL:HG13	3:3:99:ALA:N	2.31	0.44
1:1:146:ARG:HH21	1:1:170:THR:CA	1.92	0.44
1:1:190:PRO:HB2	1:1:191:TYR:H	1.36	0.44
2:2:119:SER:OG	2:2:122:HIS:ND1	2.51	0.44
2:2:79:HIS:CA	2:2:228:ALA:CB	2.91	0.44
2:2:79:HIS:HA	2:2:228:ALA:HB1	1.96	0.44
3:3:100:ARG:C	3:3:102:PHE:N	2.68	0.44
4:4:32:SER:C	4:4:33:ILE:O	2.53	0.44
1:1:152:ALA:CB	3:3:224:ILE:HD13	2.47	0.44
1:1:170:THR:HB	1:1:171:ARG:H	1.50	0.44
1:1:154:ALA:HB3	1:1:225:ARG:HH11	1.77	0.44
1:1:56:PHE:O	1:1:57:ASN:HB2	2.18	0.44
1:1:45:MET:HG2	1:1:64:ARG:HG3	1.22	0.44
2:2:210:ASN:ND2	2:2:211:VAL:N	2.64	0.44
3:3:36:TYR:HD1	3:3:36:TYR:H	1.65	0.44
1:1:68:LEU:HD11	1:1:70:LEU:HD12	1.99	0.44
2:2:189:TYR:O	2:2:190:PRO:C	2.52	0.44
2:2:230:LEU:HD23	2:2:231:SER:N	2.33	0.44
2:2:54:ASP:HB3	2:2:55:LYS:HG2	2.00	0.44
3:3:129:TYR:O	3:3:146:SER:OG	2.19	0.44
3:3:71:ASN:O	3:3:195:PRO:CB	2.61	0.44
3:3:48:CYS:SG	3:3:95:LEU:HD12	2.58	0.44
1:1:152:ALA:O	1:1:154:ALA:N	2.51	0.44
1:1:154:ALA:O	1:1:227:TRP:CZ2	2.71	0.44
1:1:166:SER:O	1:1:167:LEU:C	2.55	0.44
1:1:64:ARG:HH22	1:1:136:LEU:CG	2.30	0.44
3:3:138:THR:H	3:3:142:GLN:NE2	2.16	0.44
3:3:48:CYS:SG	3:3:98:VAL:CG1	3.06	0.44
1:1:141:VAL:O	1:1:178:VAL:CB	2.66	0.44
1:1:129:LEU:HB2	1:1:223:PHE:CZ	2.53	0.44
3:3:117:GLY:CA	3:3:206:SER:OG	2.66	0.44
3:3:124:LYS:CE	3:3:152:ASP:OD1	2.64	0.44
1:1:146:ARG:CA	1:1:227:TRP:HE3	2.30	0.44
1:1:88:LYS:HG3	1:1:88:LYS:H	1.60	0.44
2:2:168:ARG:NH1	2:2:173:THR:H	2.16	0.44
2:2:185:GLN:C	2:2:187:THR:N	2.71	0.44
2:2:67:LEU:HG	2:2:82:ILE:HD11	1.99	0.44
3:3:155:LEU:HD12	3:3:156:ASN:N	2.31	0.44
1:1:129:LEU:HD11	1:1:240:TYR:CE1	2.52	0.43
1:1:146:ARG:CG	1:1:227:TRP:CZ3	3.01	0.43

Continued on next page...

Continued from previous page...

Atom-1	Atom-2	Interatomic distance (Å)	Clash overlap (Å)
2:2:3:ASN:HB3	2:2:12:ASP:OD2	2.18	0.43
3:3:124:LYS:CB	3:3:194:THR:HG23	2.47	0.43
3:3:107:GLY:HA3	3:3:217:ASP:O	2.17	0.43
2:2:81:ARG:NE	2:2:136:THR:HA	2.33	0.43
3:3:67:PHE:O	3:3:68:SER:O	2.36	0.43
1:1:77:CYS:SG	1:1:85:GLN:HG2	2.52	0.43
1:1:202:TRP:HD1	2:2:134:PHE:O	2.01	0.43
2:2:266:ALA:O	2:2:267:GLN:C	2.55	0.43
3:3:14:PHE:HE1	3:3:15:TYR:O	2.02	0.43
3:3:54:LEU:N	3:3:210:THR:HG22	2.26	0.43
1:1:193:SER:O	1:1:195:LEU:N	2.52	0.43
1:1:19:PHE:CD1	1:1:19:PHE:N	2.86	0.43
2:2:3:ASN:O	2:2:5:GLU:CG	2.67	0.43
3:3:7:VAL:O	3:3:11:LYS:CE	2.66	0.43
3:3:86:SER:HB2	3:3:175:SER:HB2	1.83	0.43
1:1:108:LEU:HA	1:1:108:LEU:HD22	1.88	0.43
1:1:141:VAL:HG13	1:1:232:THR:N	2.30	0.43
1:1:97:ARG:HG2	2:2:172:ARG:NH1	2.33	0.43
2:2:7:MET:HA	2:2:120:GLN:CD	2.29	0.43
3:3:70:THR:HG21	3:3:205:ASN:HA	2.00	0.43
3:3:94:MET:O	3:3:97:ALA:HB3	2.18	0.43
1:1:96:VAL:HG23	1:1:112:GLN:NE2	2.32	0.43
1:1:123:THR:C	1:1:124:PHE:CD1	2.91	0.43
2:2:161:GLN:HE21	2:2:161:GLN:HB3	1.68	0.43
1:1:108:LEU:HD12	1:1:112:GLN:HE22	0.26	0.43
1:1:130:GLU:HG2	1:1:239:ARG:CG	2.48	0.43
1:1:149:PRO:O	1:1:152:ALA:HB3	2.19	0.43
1:1:153:PRO:C	1:1:155:ASP:N	2.71	0.43
1:1:66:ASN:O	1:1:228:ILE:HG22	2.19	0.43
1:1:6:GLU:HG2	1:1:6:GLU:H	1.35	0.43
1:1:96:VAL:HG11	2:2:176:PHE:CE1	2.53	0.43
3:3:77:SER:OG	3:3:78:MET:CG	2.67	0.43
2:2:71:THR:C	2:2:73:SER:N	2.71	0.43
3:3:8:ARG:NH1	3:3:8:ARG:CG	2.42	0.43
1:1:130:GLU:HG2	1:1:239:ARG:HH11	1.84	0.43
2:2:163:ALA:C	2:2:164:PRO:O	2.55	0.43
3:3:138:THR:CG2	3:3:142:GLN:HE21	2.28	0.43
4:4:23:ASN:ND2	4:4:30:GLN:NE2	2.65	0.43
1:1:142:ALA:H	1:1:231:ASN:CG	2.22	0.43
1:1:177:LEU:HB3	1:1:178:VAL:H	1.36	0.43
1:1:197:VAL:CG2	2:2:211:VAL:HA	2.46	0.43

Continued on next page...

Continued from previous page...

Atom-1	Atom-2	Interatomic distance (Å)	Clash overlap (Å)
2:2:259:LEU:CG	2:2:260:ARG:N	2.78	0.43
2:2:47:SER:HB2	3:3:167:SER:O	2.19	0.43
3:3:143:ALA:HB2	3:3:191:TRP:HZ2	1.83	0.43
1:1:153:PRO:C	1:1:155:ASP:H	2.22	0.42
1:1:261:THR:CG2	1:1:262:THR:CB	2.74	0.42
1:1:264:ILE:CG1	1:1:265:ASN:N	2.49	0.42
1:1:203:PHE:CZ	1:1:219:PRO:CD	2.98	0.42
1:1:118:CYS:O	1:1:251:THR:HG23	2.18	0.42
2:2:183:GLN:HA	2:2:186:TRP:HB2	2.01	0.42
2:2:188:VAL:HG23	2:2:188:VAL:O	2.15	0.42
2:2:206:VAL:HG12	2:2:223:TRP:CZ2	2.55	0.42
2:2:82:ILE:HG21	2:2:225:LEU:HD23	2.01	0.42
1:1:128:ASP:HB2	4:4:31:ASN:OD1	2.18	0.42
1:1:122:PHE:CZ	1:1:243:MET:CE	3.02	0.42
2:2:113:GLN:CG	2:2:203:ASP:OD1	2.51	0.42
1:1:194:PRO:O	3:3:169:THR:HG22	2.14	0.42
1:1:265:ASN:OD1	1:1:276:GLU:C	2.57	0.42
1:1:79:ASP:HA	1:1:84:PRO:HA	1.99	0.42
2:2:134:PHE:CE1	2:2:181:GLN:CD	2.93	0.42
3:3:100:ARG:HA	3:3:174:THR:HG21	2.00	0.42
3:3:52:THR:HG23	3:3:93:SER:HA	2.01	0.42
1:1:108:LEU:HD11	1:1:110:THR:HG22	1.88	0.42
2:2:195:ASN:N	2:2:199:ASN:HB2	2.26	0.42
2:2:64:THR:O	2:2:65:ILE:CG2	2.67	0.42
1:1:157:THR:HG22	1:1:157:THR:O	2.18	0.42
1:1:160:LEU:O	1:1:161:ILE:C	2.57	0.42
1:1:71:THR:O	1:1:71:THR:CG2	2.67	0.42
2:2:132:PRO:HB2	2:2:133:GLU:H	1.62	0.42
2:2:132:PRO:CA	2:2:222:ASN:O	2.67	0.42
1:1:63:TYR:OH	1:1:109:MET:HE1	2.19	0.42
1:1:76:PHE:O	1:1:93:TRP:CZ3	2.73	0.42
1:1:6:GLU:HG3	2:2:198:THR:HG21	2.02	0.42
1:1:108:LEU:HD11	1:1:110:THR:HG23	1.99	0.42
1:1:72:PRO:CB	1:1:113:ASP:CB	2.94	0.42
1:1:130:GLU:CD	1:1:239:ARG:HH11	2.23	0.42
1:1:80:SER:O	1:1:82:SER:N	2.53	0.42
2:2:235:TYR:C	2:2:235:TYR:CD1	2.93	0.42
4:4:32:SER:O	4:4:33:ILE:O	2.37	0.42
1:1:154:ALA:HB3	1:1:225:ARG:NH1	2.32	0.42
2:2:74:GLN:HE21	2:2:74:GLN:HB2	1.65	0.42
1:1:122:PHE:O	1:1:200:ALA:HB3	2.20	0.41

Continued on next page...

Continued from previous page...

Atom-1	Atom-2	Interatomic distance (Å)	Clash overlap (Å)
3:3:115:PHE:CE2	3:3:153:LEU:CD2	3.02	0.41
3:3:124:LYS:HB3	3:3:194:THR:HG23	2.02	0.41
4:4:19:VAL:CG2	4:4:21:ILE:HG23	2.50	0.41
1:1:141:VAL:O	1:1:178:VAL:CA	2.67	0.41
1:1:175:MET:CE	1:1:187:PHE:CB	2.85	0.41
2:2:64:THR:O	2:2:65:ILE:HG23	2.20	0.41
3:3:115:PHE:CE1	3:3:153:LEU:HD21	2.54	0.41
1:1:71:THR:C	1:1:73:LEU:H	2.23	0.41
1:1:90:PRO:O	1:1:91:VAL:HG22	1.96	0.41
3:3:44:LEU:O	3:3:47:LEU:N	2.53	0.41
3:3:70:THR:HB	3:3:71:ASN:H	1.30	0.41
1:1:71:THR:HB	1:1:222:ASP:HA	2.02	0.41
1:1:56:PHE:HD1	1:1:229:GLN:NE2	2.17	0.41
1:1:63:TYR:CE2	1:1:109:MET:SD	3.13	0.41
3:3:138:THR:HG23	3:3:142:GLN:HE21	1.85	0.41
1:1:142:ALA:HA	1:1:178:VAL:CB	2.46	0.41
1:1:173:PRO:HA	3:3:17:THR:CG2	2.50	0.41
2:2:10:LEU:HG	2:2:11:SER:OG	2.19	0.41
2:2:230:LEU:O	2:2:230:LEU:CG	2.69	0.41
2:2:51:THR:HG23	2:2:51:THR:O	2.20	0.41
3:3:61:ASN:ND2	3:3:63:ARG:NH2	2.66	0.41
1:1:133:VAL:CG1	1:1:185:VAL:CG1	2.98	0.41
2:2:165:THR:HA	2:2:176:PHE:HB2	2.03	0.41
3:3:224:ILE:CG2	3:3:225:SER:N	2.52	0.41
1:1:161:ILE:HB	3:3:228:LYS:NZ	2.35	0.41
1:1:263:LYS:CD	1:1:264:ILE:HA	2.42	0.41
1:1:6:GLU:OE1	2:2:195:ASN:CB	2.68	0.41
2:2:18:LYS:HG3	2:2:18:LYS:O	2.21	0.41
2:2:128:VAL:HG21	2:2:202:VAL:HG11	2.01	0.41
1:1:147:TRP:CE2	1:1:189:VAL:CG2	3.04	0.41
2:2:114:VAL:C	2:2:115:GLN:HG3	2.36	0.41
3:3:165:PHE:CD2	3:3:167:SER:HB3	2.56	0.41
3:3:78:MET:SD	3:3:192:GLN:HG2	2.61	0.41
4:4:25:TYR:O	4:4:26:SER:OG	2.36	0.41
1:1:38:ASP:HA	1:1:240:TYR:O	2.21	0.41
2:2:168:ARG:O	2:2:169:TYR:CB	2.65	0.41
2:2:30:VAL:CG2	2:2:30:VAL:O	2.68	0.41
3:3:115:PHE:CE2	3:3:117:GLY:CA	3.04	0.41
4:4:54:ASN:HA	4:4:54:ASN:HD22	1.62	0.41
1:1:43:ILE:HA	1:1:43:ILE:HD12	1.66	0.41
2:2:6:GLU:OE2	2:2:13:ARG:HD3	2.21	0.41

Continued on next page...

Continued from previous page...

Atom-1	Atom-2	Interatomic distance (Å)	Clash overlap (Å)
2:2:41:HIS:N	2:2:41:HIS:ND1	2.66	0.41
1:1:152:ALA:O	1:1:153:PRO:C	2.55	0.41
1:1:145:LEU:CD2	1:1:226:LEU:CD1	2.93	0.41
2:2:70:TRP:CE2	2:2:233:LEU:CG	3.04	0.41
3:3:105:TYR:CE1	3:3:172:ARG:HB2	2.56	0.41
3:3:127:ILE:O	3:3:148:TYR:HA	2.21	0.41
3:3:140:ARG:O	3:3:143:ALA:HB3	2.21	0.41
2:2:95:VAL:O	2:2:99:THR:CG2	2.56	0.40
3:3:115:PHE:HA	3:3:208:ILE:HB	2.02	0.40
3:3:67:PHE:CZ	3:3:125:PHE:HE2	2.29	0.40
1:1:192:ASN:CG	3:3:222:MET:HE2	2.38	0.40
1:1:130:GLU:CG	1:1:239:ARG:HD2	2.47	0.40
2:2:80:ILE:CG2	2:2:227:VAL:O	2.64	0.40
2:2:64:THR:C	2:2:65:ILE:HG23	2.42	0.40
2:2:70:TRP:CE2	2:2:233:LEU:HG	2.56	0.40
3:3:139:THR:OG1	3:3:141:ASP:HB2	2.20	0.40
3:3:174:THR:O	3:3:175:SER:CB	2.53	0.40
3:3:67:PHE:HZ	3:3:125:PHE:CD2	2.24	0.40
2:2:137:GLY:O	2:2:149:ASP:N	2.54	0.40
1:1:194:PRO:HG3	3:3:173:GLN:HE22	1.86	0.40
3:3:69:ALA:C	3:3:70:THR:CG2	2.72	0.40
4:4:26:SER:HB2	4:4:29:TYR:HD2	1.87	0.40
1:1:160:LEU:HA	1:1:160:LEU:HD23	1.89	0.40
2:2:173:THR:CG2	2:2:174:GLY:N	2.54	0.40
2:2:125:SER:OG	2:2:230:LEU:CD2	2.69	0.40
2:2:81:ARG:NH1	2:2:135:TYR:C	2.74	0.40
3:3:116:THR:CG2	3:3:207:ASP:O	2.70	0.40
3:3:54:LEU:HD13	3:3:210:THR:C	2.25	0.40
3:3:9:GLU:OE2	3:3:10:HIS:CE1	2.75	0.40
3:3:54:LEU:CD2	3:3:54:LEU:C	2.75	0.40
3:3:48:CYS:SG	3:3:98:VAL:HG11	2.61	0.40

There are no symmetry-related clashes.

5.3 Torsion angles

5.3.1 Protein backbone

In the following table, the Percentiles column shows the percent Ramachandran outliers of the chain as a percentile score with respect to all X-ray entries followed by that with respect to entries of similar resolution.

The Analysed column shows the number of residues for which the backbone conformation was analysed, and the total number of residues.

Mol	Chain	Analysed	Favoured	Allowed	Outliers	Percentiles	
1	1	270/276 (98%)	157 (58%)	48 (18%)	65 (24%)	0	1
2	2	265/267 (99%)	175 (66%)	43 (16%)	47 (18%)	0	2
3	3	230/232 (99%)	149 (65%)	46 (20%)	35 (15%)	0	3
4	4	27/45 (60%)	9 (33%)	10 (37%)	8 (30%)	0	0
All	All	792/820 (97%)	490 (62%)	147 (19%)	155 (20%)	0	1

All (155) Ramachandran outliers are listed below:

Mol	Chain	Res	Type
1	1	18	ASP
1	1	51	ASN
1	1	57	ASN
1	1	70	LEU
1	1	81	SER
1	1	82	SER
1	1	86	LYS
1	1	89	ALA
1	1	91	VAL
1	1	94	ARG
1	1	95	TRP
1	1	106	PHE
1	1	107	PRO
1	1	111	LYS
1	1	120	SER
1	1	122	PHE
1	1	135	ALA
1	1	136	LEU
1	1	143	SER
1	1	178	VAL
1	1	183	SER
1	1	190	PRO
1	1	212	THR
1	1	219	PRO
1	1	222	ASP
1	1	231	ASN
1	1	258	THR
1	1	263	LYS
1	1	264	ILE
1	1	267	ASP

Continued on next page...

Continued from previous page...

Mol	Chain	Res	Type
1	1	270	VAL
1	1	272	ILE
1	1	274	GLU
2	2	4	THR
2	2	5	GLU
2	2	7	MET
2	2	11	SER
2	2	32	ARG
2	2	36	TYR
2	2	46	ALA
2	2	55	LYS
2	2	58	ALA
2	2	72	THR
2	2	86	HIS
2	2	132	PRO
2	2	151	PHE
2	2	156	GLU
2	2	163	ALA
2	2	165	THR
2	2	166	GLY
2	2	167	TYR
2	2	168	ARG
2	2	173	THR
2	2	175	PHE
2	2	186	TRP
2	2	196	LEU
2	2	237	THR
2	2	240	SER
2	2	265	ILE
3	3	21	THR
3	3	25	ILE
3	3	35	ASP
3	3	46	GLU
3	3	53	PHE
3	3	60	ASN
3	3	71	ASN
3	3	77	SER
3	3	78	MET
3	3	85	LEU
3	3	87	CYS
3	3	215	GLY
3	3	222	MET

Continued on next page...

Continued from previous page...

Mol	Chain	Res	Type
3	3	228	LYS
4	4	14	SER
4	4	25	TYR
4	4	34	ASP
4	4	35	LEU
1	1	54	THR
1	1	63	TYR
1	1	87	THR
1	1	90	PRO
1	1	105	ASN
1	1	167	LEU
1	1	204	ASN
1	1	208	ASP
1	1	230	GLY
1	1	262	THR
1	1	269	PRO
1	1	275	LEU
2	2	6	GLU
2	2	42	GLY
2	2	143	GLY
2	2	154	ASP
2	2	162	GLY
2	2	172	ARG
2	2	183	GLN
2	2	242	ASP
2	2	262	GLU
3	3	59	THR
3	3	79	VAL
3	3	92	ASN
3	3	96	ALA
3	3	175	SER
3	3	182	THR
4	4	16	ASN
4	4	17	GLU
4	4	33	ILE
1	1	48	PRO
1	1	53	GLU
1	1	61	ASN
1	1	77	CYS
1	1	160	LEU
1	1	166	SER
2	2	91	GLU

Continued on next page...

Continued from previous page...

Mol	Chain	Res	Type
2	2	171	SER
2	2	214	SER
2	2	260	ARG
3	3	24	PRO
3	3	68	SER
3	3	70	THR
3	3	73	VAL
3	3	90	MET
3	3	168	PRO
3	3	226	PRO
4	4	23	ASN
1	1	49	GLY
1	1	58	TYR
1	1	84	PRO
1	1	242	LYS
1	1	247	CYS
1	1	253	PHE
2	2	45	PRO
2	2	148	SER
2	2	178	THR
2	2	213	PRO
3	3	94	MET
3	3	180	THR
1	1	88	LYS
1	1	161	ILE
1	1	261	THR
2	2	145	MET
2	2	169	TYR
3	3	76	THR
3	3	80	ASP
3	3	179	PRO
1	1	194	PRO
1	1	41	VAL
1	1	210	GLY
2	2	174	GLY
3	3	224	ILE
1	1	43	ILE
1	1	271	PRO
3	3	231	PRO
2	2	147	PRO
3	3	230	VAL

5.3.2 Protein sidechains ⓘ

In the following table, the Percentiles column shows the percent sidechain outliers of the chain as a percentile score with respect to all X-ray entries followed by that with respect to entries of similar resolution.

The Analysed column shows the number of residues for which the sidechain conformation was analysed, and the total number of residues.

Mol	Chain	Analysed	Rotameric	Outliers	Percentiles	
1	1	236/237 (100%)	141 (60%)	95 (40%)	0	1
2	2	225/225 (100%)	155 (69%)	70 (31%)	0	2
3	3	198/204 (97%)	120 (61%)	78 (39%)	0	1
4	4	28/36 (78%)	16 (57%)	12 (43%)	0	0
All	All	687/702 (98%)	432 (63%)	255 (37%)	0	1

All (255) residues with a non-rotameric sidechain are listed below:

Mol	Chain	Res	Type
1	1	6	GLU
1	1	7	LYS
1	1	11	SER
1	1	13	ASP
1	1	20	VAL
1	1	26	LEU
1	1	29	ASN
1	1	31	THR
1	1	32	ARG
1	1	41	VAL
1	1	43	ILE
1	1	45	MET
1	1	47	ARG
1	1	50	GLN
1	1	54	THR
1	1	57	ASN
1	1	59	GLN
1	1	60	GLU
1	1	68	LEU
1	1	69	LEU
1	1	70	LEU
1	1	73	LEU
1	1	77	CYS
1	1	79	ASP

Continued on next page...

Continued from previous page...

Mol	Chain	Res	Type
1	1	80	SER
1	1	81	SER
1	1	82	SER
1	1	85	GLN
1	1	86	LYS
1	1	87	THR
1	1	91	VAL
1	1	92	GLN
1	1	93	TRP
1	1	94	ARG
1	1	95	TRP
1	1	97	ARG
1	1	101	VAL
1	1	102	ASN
1	1	105	ASN
1	1	108	LEU
1	1	112	GLN
1	1	114	TYR
1	1	116	PHE
1	1	119	PHE
1	1	120	SER
1	1	126	LYS
1	1	128	ASP
1	1	131	VAL
1	1	136	LEU
1	1	138	THR
1	1	140	THR
1	1	143	SER
1	1	145	LEU
1	1	150	THR
1	1	157	THR
1	1	161	ILE
1	1	167	LEU
1	1	169	GLU
1	1	176	TRP
1	1	177	LEU
1	1	182	ASN
1	1	183	SER
1	1	185	VAL
1	1	186	SER
1	1	191	TYR
1	1	192	ASN

Continued on next page...

Continued from previous page...

Mol	Chain	Res	Type
1	1	195	LEU
1	1	196	SER
1	1	202	TRP
1	1	203	PHE
1	1	204	ASN
1	1	206	TRP
1	1	207	SER
1	1	208	ASP
1	1	209	PHE
1	1	211	ASN
1	1	212	THR
1	1	213	LYS
1	1	214	ASP
1	1	215	PHE
1	1	223	PHE
1	1	226	LEU
1	1	229	GLN
1	1	231	ASN
1	1	233	SER
1	1	238	ILE
1	1	241	LYS
1	1	247	CYS
1	1	249	ARG
1	1	251	THR
1	1	256	TRP
1	1	258	THR
1	1	265	ASN
1	1	268	ASN
1	1	271	PRO
2	2	3	ASN
2	2	4	THR
2	2	7	MET
2	2	14	VAL
2	2	16	SER
2	2	25	ASN
2	2	27	GLN
2	2	30	VAL
2	2	32	ARG
2	2	33	LEU
2	2	41	HIS
2	2	43	GLU
2	2	50	ASP

Continued on next page...

Continued from previous page...

Mol	Chain	Res	Type
2	2	54	ASP
2	2	56	VAL
2	2	60	GLU
2	2	66	ASP
2	2	74	GLN
2	2	80	ILE
2	2	82	ILE
2	2	88	LEU
2	2	101	ARG
2	2	102	ARG
2	2	104	TYR
2	2	105	LEU
2	2	113	GLN
2	2	115	GLN
2	2	130	MET
2	2	136	THR
2	2	141	LYS
2	2	142	THR
2	2	145	MET
2	2	146	GLU
2	2	148	SER
2	2	149	ASP
2	2	153	MET
2	2	154	ASP
2	2	155	THR
2	2	156	GLU
2	2	159	SER
2	2	161	GLN
2	2	168	ARG
2	2	169	TYR
2	2	170	ASP
2	2	172	ARG
2	2	179	ASN
2	2	181	GLN
2	2	183	GLN
2	2	186	TRP
2	2	188	VAL
2	2	193	ILE
2	2	194	LEU
2	2	195	ASN
2	2	197	ARG
2	2	201	THR

Continued on next page...

Continued from previous page...

Mol	Chain	Res	Type
2	2	204	LEU
2	2	209	VAL
2	2	210	ASN
2	2	211	VAL
2	2	214	SER
2	2	222	ASN
2	2	230	LEU
2	2	233	LEU
2	2	235	TYR
2	2	239	SER
2	2	240	SER
2	2	253	ASN
2	2	256	PHE
2	2	259	LEU
2	2	260	ARG
3	3	7	VAL
3	3	8	ARG
3	3	9	GLU
3	3	14	PHE
3	3	16	SER
3	3	17	THR
3	3	18	ASN
3	3	20	ASP
3	3	23	VAL
3	3	25	ILE
3	3	26	TYR
3	3	29	THR
3	3	35	ASP
3	3	37	MET
3	3	45	LEU
3	3	46	GLU
3	3	47	LEU
3	3	53	PHE
3	3	54	LEU
3	3	56	ASN
3	3	58	ASN
3	3	59	THR
3	3	60	ASN
3	3	61	ASN
3	3	63	ARG
3	3	66	TYR
3	3	73	VAL

Continued on next page...

Continued from previous page...

Mol	Chain	Res	Type
3	3	76	THR
3	3	78	MET
3	3	81	TYR
3	3	82	GLN
3	3	83	VAL
3	3	85	LEU
3	3	89	CYS
3	3	92	ASN
3	3	95	LEU
3	3	100	ARG
3	3	104	GLN
3	3	108	SER
3	3	110	ASN
3	3	112	LEU
3	3	116	THR
3	3	121	VAL
3	3	126	LEU
3	3	127	ILE
3	3	130	THR
3	3	139	THR
3	3	142	GLN
3	3	144	MET
3	3	146	SER
3	3	148	TYR
3	3	153	LEU
3	3	155	LEU
3	3	156	ASN
3	3	161	PHE
3	3	172	ARG
3	3	173	GLN
3	3	175	SER
3	3	184	VAL
3	3	189	THR
3	3	191	TRP
3	3	192	GLN
3	3	194	THR
3	3	196	LEU
3	3	204	THR
3	3	206	SER
3	3	207	ASP
3	3	208	ILE
3	3	209	LEU

Continued on next page...

Continued from previous page...

Mol	Chain	Res	Type
3	3	212	VAL
3	3	219	THR
3	3	220	LEU
3	3	221	ARG
3	3	222	MET
3	3	227	THR
3	3	229	TRP
3	3	230	VAL
3	3	232	GLN
4	4	12	ASN
4	4	13	GLU
4	4	16	ASN
4	4	17	GLU
4	4	20	ILE
4	4	21	ILE
4	4	22	ASN
4	4	31	ASN
4	4	35	LEU
4	4	36	SER
4	4	53	SER
4	4	54	ASN

Some sidechains can be flipped to improve hydrogen bonding and reduce clashes. All (41) such sidechains are listed below:

Mol	Chain	Res	Type
1	1	57	ASN
1	1	59	GLN
1	1	66	ASN
1	1	112	GLN
1	1	174	HIS
1	1	182	ASN
1	1	192	ASN
1	1	204	ASN
1	1	211	ASN
1	1	229	GLN
1	1	268	ASN
2	2	3	ASN
2	2	25	ASN
2	2	74	GLN
2	2	86	HIS
2	2	113	GLN
2	2	161	GLN

Continued on next page...

Continued from previous page...

Mol	Chain	Res	Type
2	2	181	GLN
2	2	183	GLN
2	2	185	GLN
2	2	210	ASN
2	2	219	GLN
2	2	222	ASN
2	2	257	ASN
3	3	10	HIS
3	3	18	ASN
3	3	58	ASN
3	3	61	ASN
3	3	82	GLN
3	3	92	ASN
3	3	103	ASN
3	3	142	GLN
3	3	145	GLN
3	3	156	ASN
4	4	12	ASN
4	4	16	ASN
4	4	22	ASN
4	4	27	ASN
4	4	28	GLN
4	4	30	GLN
4	4	54	ASN

5.3.3 RNA ⓘ

There are no RNA molecules in this entry.

5.4 Non-standard residues in protein, DNA, RNA chains ⓘ

There are no non-standard protein/DNA/RNA residues in this entry.

5.5 Carbohydrates ⓘ

There are no carbohydrates in this entry.

5.6 Ligand geometry ⓘ

There are no ligands in this entry.

5.7 Other polymers

There are no such residues in this entry.

5.8 Polymer linkage issues

There are no chain breaks in this entry.

6 Fit of model and data

6.1 Protein, DNA and RNA chains

EDS was not executed - this section is therefore empty.

6.2 Non-standard residues in protein, DNA, RNA chains

EDS was not executed - this section is therefore empty.

6.3 Carbohydrates

EDS was not executed - this section is therefore empty.

6.4 Ligands

EDS was not executed - this section is therefore empty.

6.5 Other polymers

EDS was not executed - this section is therefore empty.