



wwPDB X-ray Structure Validation Summary Report ⓘ

Nov 15, 2017 – 12:27 AM EST

PDB ID : 4TUA
Title : Crystal structure of ASL-Thr bound to Codon ACC-A on the Ribosome
Authors : Fagan, C.E.; Dunham, C.M.
Deposited on : unknown
Resolution : 3.60 Å(reported)

This is a wwPDB X-ray Structure Validation Summary Report for a publicly released PDB entry.

We welcome your comments at validation@mail.wwpdb.org

A user guide is available at

<http://wwpdb.org/validation/2016/XrayValidationReportHelp>

with specific help available everywhere you see the ⓘ symbol.

The following versions of software and data (see [references ⓘ](#)) were used in the production of this report:

MolProbity : 4.02b-467
Mogul : 1.7.2 (RC1), CSD as538be (2017)
Xtriage (Phenix) : 1.9-1692
EDS : rb-20030345
Percentile statistics : 20161228.v01 (using entries in the PDB archive December 28th 2016)
Refmac : 5.8.0135
CCP4 : 6.5.0
Ideal geometry (proteins) : Engh & Huber (2001)
Ideal geometry (DNA, RNA) : Parkinson et al. (1996)
Validation Pipeline (wwPDB-VP) : rb-20030345

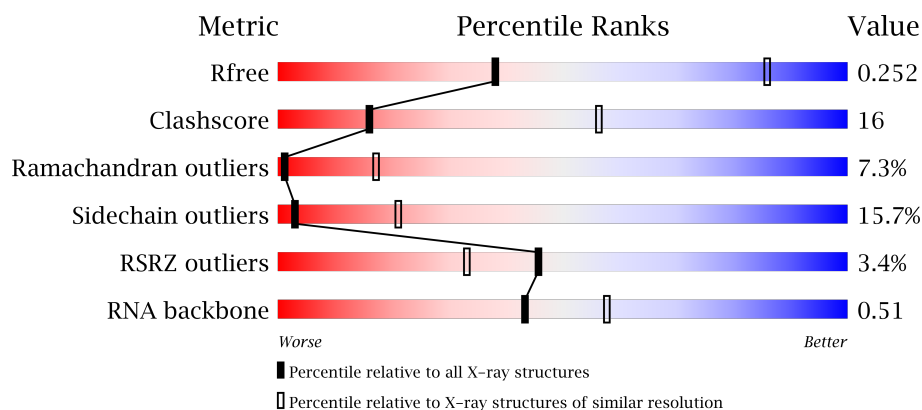
1 Overall quality at a glance

The following experimental techniques were used to determine the structure:

X-RAY DIFFRACTION

The reported resolution of this entry is 3.60 Å.

Percentile scores (ranging between 0-100) for global validation metrics of the entry are shown in the following graphic. The table shows the number of entries on which the scores are based.



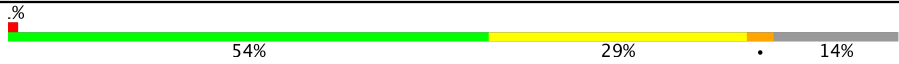


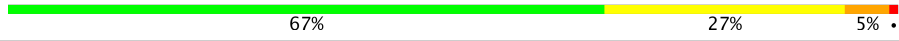




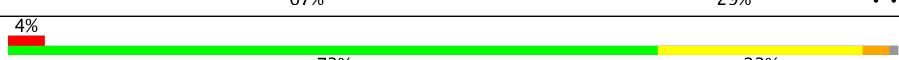









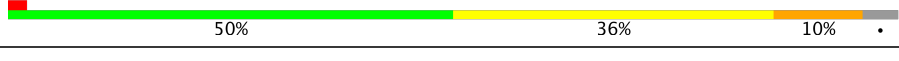


Metric	Whole archive (#Entries)	Similar resolution (#Entries, resolution range(Å))
R_{free}	100719	1026 (3.74-3.46)
Clashscore	112137	1036 (3.70-3.50)
Ramachandran outliers	110173	1030 (3.72-3.48)
Sidechain outliers	110143	1030 (3.72-3.48)
RSRZ outliers	101464	1051 (3.74-3.46)
RNA backbone	2435	1002 (4.30-2.90)

The table below summarises the geometric issues observed across the polymeric chains and their fit to the electron density. The red, orange, yellow and green segments on the lower bar indicate the fraction of residues that contain outliers for ≥ 3 , 2, 1 and 0 types of geometric quality criteria. A grey segment represents the fraction of residues that are not modelled. The numeric value for each fraction is indicated below the corresponding segment, with a dot representing fractions $\leq 5\%$. The upper red bar (where present) indicates the fraction of residues that have poor fit to the electron density. The numeric value is given above the bar.

Mol	Chain	Length	Quality of chain
1	QA	1522	<div> <div>0.2%</div> <div>51% 36% 10% ..</div> </div>
1	XA	1522	<div> <div>0.2%</div> <div>50% 37% 10% ..</div> </div>
2	QB	256	<div> <div>6%</div> <div>49% 36% 7% • 7%</div> </div>
2	XB	256	<div> <div>3%</div> <div>46% 35% 10% • 7%</div> </div>


























Continued on next page...

Continued from previous page...

Mol	Chain	Length	Quality of chain
3	QC	239	
3	XC	239	
4	QD	209	
4	XD	209	
5	QE	162	
5	XE	162	
6	QF	101	
6	XF	101	
7	QG	156	
7	XG	156	
8	QH	138	
8	XH	138	
9	QI	128	
9	XI	128	
10	QJ	105	
10	XJ	105	
11	QK	129	
11	XK	129	
12	QL	132	
12	XL	132	
13	QM	126	
13	XM	126	
14	QN	61	
14	XN	61	
15	QO	89	

Continued on next page...

Continued from previous page...

Mol	Chain	Length	Quality of chain
15	XO	89	
16	QP	88	
16	XP	88	
17	QQ	105	
17	XQ	105	
18	QR	88	
18	XR	88	
19	QS	93	
19	XS	93	
20	QT	106	
20	XT	106	
21	QU	27	
21	XU	27	
22	QV	77	
22	XV	77	
23	QX	25	
23	XX	25	
24	QY	17	
24	XY	17	
25	RA	2915	
25	YA	2915	
26	RB	122	
26	YB	122	
27	RD	276	
27	YD	276	

Continued on next page...

Continued from previous page...

Mol	Chain	Length	Quality of chain
28	RE	206	
28	YE	206	
29	RF	210	
29	YF	210	
30	RG	182	
30	YG	182	
31	RH	180	
31	YH	180	
32	RI	148	
32	YI	148	
33	RN	140	
33	YN	140	
34	RO	122	
34	YO	122	
35	RP	150	
35	YP	150	
36	RQ	141	
36	YQ	141	
37	RR	118	
37	YR	118	
38	RS	112	
38	YS	112	
39	RT	146	
39	YT	146	
40	RU	118	

Continued on next page...

Continued from previous page...

Mol	Chain	Length	Quality of chain
40	YU	118	
41	RV	101	
41	YV	101	
42	RW	113	
42	YW	113	
43	RX	96	
43	YX	96	
44	RY	110	
44	YY	110	
45	RZ	206	
45	YZ	206	
46	R0	85	
46	Y0	85	
47	R1	98	
47	Y1	98	
48	R2	72	
48	Y2	72	
49	R3	60	
49	Y3	60	
50	R4	71	
50	Y4	71	
51	R5	60	
51	Y5	60	
52	R6	54	
52	Y6	54	

Continued on next page...

Continued from previous page...

Mol	Chain	Length	Quality of chain
53	R7	49	
53	Y7	49	
54	R8	65	
54	Y8	65	
55	R9	37	
55	Y9	37	
56	Z5	3	
56	Z6	3	

The following table lists non-polymeric compounds, carbohydrate monomers and non-standard residues in protein, DNA, RNA chains that are outliers for geometric or electron-density-fit criteria:

Mol	Type	Chain	Res	Chirality	Geometry	Clashes	Electron density
57	MG	QA	1602	-	-	-	X
57	MG	QA	1604	-	-	-	X
57	MG	QA	1610	-	-	-	X
57	MG	QA	1612	-	-	-	X
57	MG	QA	1613	-	-	-	X
57	MG	QA	1617	-	-	-	X
57	MG	QA	1621	-	-	-	X
57	MG	QA	1630	-	-	-	X
57	MG	QA	1645	-	-	-	X
57	MG	QA	1648	-	-	-	X
57	MG	QA	1655	-	-	-	X
57	MG	QA	1659	-	-	-	X
57	MG	QA	1662	-	-	-	X
57	MG	QA	1663	-	-	-	X
57	MG	QA	1666	-	-	-	X
57	MG	QA	1667	-	-	-	X
57	MG	QA	1675	-	-	-	X
57	MG	QA	1679	-	-	-	X
57	MG	QA	1688	-	-	-	X
57	MG	QE	201	-	-	-	X
57	MG	R8	101	-	-	-	X
57	MG	RA	3002	-	-	-	X
57	MG	RA	3004	-	-	-	X

Continued on next page...

Continued from previous page...

Mol	Type	Chain	Res	Chirality	Geometry	Clashes	Electron density
57	MG	RA	3005	-	-	-	X
57	MG	RA	3009	-	-	-	X
57	MG	RA	3012	-	-	-	X
57	MG	RA	3015	-	-	-	X
57	MG	RA	3019	-	-	-	X
57	MG	RA	3021	-	-	-	X
57	MG	RA	3022	-	-	-	X
57	MG	RA	3024	-	-	-	X
57	MG	RA	3026	-	-	-	X
57	MG	RA	3031	-	-	-	X
57	MG	RA	3033	-	-	-	X
57	MG	RA	3034	-	-	-	X
57	MG	RA	3036	-	-	-	X
57	MG	RA	3038	-	-	-	X
57	MG	RA	3049	-	-	-	X
57	MG	RA	3052	-	-	-	X
57	MG	RA	3054	-	-	-	X
57	MG	RA	3055	-	-	-	X
57	MG	RA	3056	-	-	-	X
57	MG	RA	3057	-	-	-	X
57	MG	RA	3059	-	-	-	X
57	MG	RA	3062	-	-	-	X
57	MG	RA	3063	-	-	-	X
57	MG	RA	3068	-	-	-	X
57	MG	RA	3077	-	-	-	X
57	MG	RA	3079	-	-	-	X
57	MG	RA	3084	-	-	-	X
57	MG	RA	3085	-	-	-	X
57	MG	RA	3087	-	-	-	X
57	MG	RA	3088	-	-	-	X
57	MG	RA	3094	-	-	-	X
57	MG	RA	3097	-	-	-	X
57	MG	RA	3098	-	-	-	X
57	MG	RA	3118	-	-	-	X
57	MG	RA	3119	-	-	-	X
57	MG	RA	3123	-	-	-	X
57	MG	RA	3129	-	-	-	X
57	MG	RA	3130	-	-	-	X
57	MG	RA	3135	-	-	-	X
57	MG	RA	3140	-	-	-	X
57	MG	RA	3143	-	-	-	X
57	MG	RA	3146	-	-	-	X

Continued on next page...

Continued from previous page...

Mol	Type	Chain	Res	Chirality	Geometry	Clashes	Electron density
57	MG	RA	3153	-	-	-	X
57	MG	RA	3156	-	-	-	X
57	MG	RA	3159	-	-	-	X
57	MG	RA	3167	-	-	-	X
57	MG	RA	3171	-	-	-	X
57	MG	RA	3175	-	-	-	X
57	MG	RA	3193	-	-	-	X
57	MG	RA	3204	-	-	-	X
57	MG	RA	3208	-	-	-	X
57	MG	RA	3210	-	-	-	X
57	MG	RA	3213	-	-	-	X
57	MG	RA	3224	-	-	-	X
57	MG	RA	3225	-	-	-	X
57	MG	RA	3227	-	-	-	X
57	MG	RA	3228	-	-	-	X
57	MG	RA	3229	-	-	-	X
57	MG	RA	3230	-	-	-	X
57	MG	RA	3235	-	-	-	X
57	MG	RA	3245	-	-	-	X
57	MG	RA	3248	-	-	-	X
57	MG	RA	3250	-	-	-	X
57	MG	RA	3264	-	-	-	X
57	MG	RA	3267	-	-	-	X
57	MG	RA	3269	-	-	-	X
57	MG	RA	3272	-	-	-	X
57	MG	RA	3273	-	-	-	X
57	MG	RA	3281	-	-	-	X
57	MG	RA	3282	-	-	-	X
57	MG	RA	3296	-	-	-	X
57	MG	RA	3302	-	-	-	X
57	MG	RA	3304	-	-	-	X
57	MG	RA	3306	-	-	-	X
57	MG	RD	301	-	-	-	X
57	MG	RR	201	-	-	-	X
57	MG	XA	1602	-	-	-	X
57	MG	XA	1614	-	-	-	X
57	MG	XA	1617	-	-	-	X
57	MG	XA	1620	-	-	-	X
57	MG	XA	1622	-	-	-	X
57	MG	XA	1625	-	-	-	X
57	MG	XA	1632	-	-	-	X
57	MG	XA	1633	-	-	-	X

Continued on next page...

Continued from previous page...

Mol	Type	Chain	Res	Chirality	Geometry	Clashes	Electron density
57	MG	XA	1634	-	-	-	X
57	MG	XA	1635	-	-	-	X
57	MG	XA	1642	-	-	-	X
57	MG	XA	1643	-	-	-	X
57	MG	XA	1649	-	-	-	X
57	MG	XA	1650	-	-	-	X
57	MG	XA	1653	-	-	-	X
57	MG	XA	1656	-	-	-	X
57	MG	XA	1670	-	-	-	X
57	MG	XA	1689	-	-	-	X
57	MG	XA	1697	-	-	-	X
57	MG	XA	1701	-	-	-	X
57	MG	XA	1709	-	-	-	X
57	MG	YA	3002	-	-	-	X
57	MG	YA	3004	-	-	-	X
57	MG	YA	3006	-	-	-	X
57	MG	YA	3009	-	-	-	X
57	MG	YA	3011	-	-	-	X
57	MG	YA	3013	-	-	-	X
57	MG	YA	3015	-	-	-	X
57	MG	YA	3017	-	-	-	X
57	MG	YA	3023	-	-	-	X
57	MG	YA	3024	-	-	-	X
57	MG	YA	3025	-	-	-	X
57	MG	YA	3026	-	-	-	X
57	MG	YA	3027	-	-	-	X
57	MG	YA	3031	-	-	-	X
57	MG	YA	3032	-	-	-	X
57	MG	YA	3033	-	-	-	X
57	MG	YA	3034	-	-	-	X
57	MG	YA	3035	-	-	-	X
57	MG	YA	3037	-	-	-	X
57	MG	YA	3041	-	-	-	X
57	MG	YA	3042	-	-	-	X
57	MG	YA	3044	-	-	-	X
57	MG	YA	3048	-	-	-	X
57	MG	YA	3049	-	-	-	X
57	MG	YA	3050	-	-	-	X
57	MG	YA	3057	-	-	-	X
57	MG	YA	3058	-	-	-	X
57	MG	YA	3059	-	-	-	X
57	MG	YA	3061	-	-	-	X

Continued on next page...

Continued from previous page...

Mol	Type	Chain	Res	Chirality	Geometry	Clashes	Electron density
57	MG	YA	3068	-	-	-	X
57	MG	YA	3073	-	-	-	X
57	MG	YA	3077	-	-	-	X
57	MG	YA	3079	-	-	-	X
57	MG	YA	3080	-	-	-	X
57	MG	YA	3081	-	-	-	X
57	MG	YA	3085	-	-	-	X
57	MG	YA	3088	-	-	-	X
57	MG	YA	3089	-	-	-	X
57	MG	YA	3097	-	-	-	X
57	MG	YA	3098	-	-	-	X
57	MG	YA	3099	-	-	-	X
57	MG	YA	3102	-	-	-	X
57	MG	YA	3106	-	-	-	X
57	MG	YA	3107	-	-	-	X
57	MG	YA	3111	-	-	-	X
57	MG	YA	3112	-	-	-	X
57	MG	YA	3118	-	-	-	X
57	MG	YA	3122	-	-	-	X
57	MG	YA	3134	-	-	-	X
57	MG	YA	3135	-	-	-	X
57	MG	YA	3142	-	-	-	X
57	MG	YA	3156	-	-	-	X
57	MG	YA	3162	-	-	-	X
57	MG	YA	3166	-	-	-	X
57	MG	YA	3173	-	-	-	X
57	MG	YA	3175	-	-	-	X
57	MG	YA	3176	-	-	-	X
57	MG	YA	3177	-	-	-	X
57	MG	YA	3179	-	-	-	X
57	MG	YA	3181	-	-	-	X
57	MG	YA	3189	-	-	-	X
57	MG	YA	3200	-	-	-	X
57	MG	YA	3203	-	-	-	X
57	MG	YA	3206	-	-	-	X
57	MG	YA	3207	-	-	-	X
57	MG	YA	3216	-	-	-	X
57	MG	YA	3222	-	-	-	X
57	MG	YA	3225	-	-	-	X
57	MG	YA	3229	-	-	-	X
57	MG	YA	3231	-	-	-	X
57	MG	YA	3237	-	-	-	X

Continued on next page...

Continued from previous page...

Mol	Type	Chain	Res	Chirality	Geometry	Clashes	Electron density
57	MG	YA	3241	-	-	-	X
57	MG	YA	3246	-	-	-	X
57	MG	YA	3247	-	-	-	X
57	MG	YA	3248	-	-	-	X
57	MG	YA	3249	-	-	-	X
57	MG	YA	3253	-	-	-	X
57	MG	YA	3256	-	-	-	X
57	MG	YA	3258	-	-	-	X
57	MG	YA	3266	-	-	-	X
57	MG	YA	3274	-	-	-	X
57	MG	YA	3275	-	-	-	X
57	MG	YA	3291	-	-	-	X
57	MG	YA	3302	-	-	-	X
57	MG	YA	3308	-	-	-	X
57	MG	YA	3310	-	-	-	X
57	MG	YA	3314	-	-	-	X
57	MG	YA	3319	-	-	-	X
57	MG	YA	3320	-	-	-	X
57	MG	YA	3321	-	-	-	X
57	MG	YA	3330	-	-	-	X
57	MG	YA	3335	-	-	-	X
57	MG	YB	202	-	-	-	X
57	MG	YD	301	-	-	-	X
57	MG	YP	202	-	-	-	X
57	MG	YR	201	-	-	-	X
57	MG	YR	202	-	-	-	X
57	MG	YU	201	-	-	-	X
58	PAR	QA	1696	-	-	-	X
58	PAR	XA	1715	-	-	-	X
60	PPU	Z5	101	-	-	-	X
60	PPU	Z6	101	-	-	-	X

2 Entry composition [i](#)

There are 60 unique types of molecules in this entry. The entry contains 292311 atoms, of which 0 are hydrogens and 0 are deuteriums.

In the tables below, the ZeroOcc column contains the number of atoms modelled with zero occupancy, the AltConf column contains the number of residues with at least one atom in alternate conformation and the Trace column contains the number of residues modelled with at most 2 atoms.

- Molecule 1 is a RNA chain called 16S rRNA.

Mol	Chain	Residues	Atoms					ZeroOcc	AltConf	Trace
1	QA	1500	Total	C	N	O	P	0	0	0
			32246	14353	5981	10413	1499			
1	XA	1500	Total	C	N	O	P	0	0	0
			32249	14354	5984	10412	1499			

- Molecule 2 is a protein called 30S ribosomal protein S2.

Mol	Chain	Residues	Atoms					ZeroOcc	AltConf	Trace
2	QB	237	Total	C	N	O	S	0	0	0
			1924	1228	344	347	5			
2	XB	237	Total	C	N	O	S	0	0	0
			1924	1228	344	347	5			

- Molecule 3 is a protein called 30S ribosomal protein S3.

Mol	Chain	Residues	Atoms					ZeroOcc	AltConf	Trace
3	QC	205	Total	C	N	O	S	0	0	0
			1605	1011	313	280	1			
3	XC	205	Total	C	N	O	S	0	0	0
			1605	1011	313	280	1			

- Molecule 4 is a protein called 30S ribosomal protein S4.

Mol	Chain	Residues	Atoms					ZeroOcc	AltConf	Trace
4	QD	208	Total	C	N	O	S	0	0	0
			1703	1066	339	291	7			
4	XD	208	Total	C	N	O	S	0	0	0
			1703	1066	339	291	7			

- Molecule 5 is a protein called 30S ribosomal protein S5.

Mol	Chain	Residues	Atoms					ZeroOcc	AltConf	Trace
5	QE	151	Total	C	N	O	S	0	0	0
			1155	729	218	204	4			
5	XE	151	Total	C	N	O	S	0	0	0
			1155	729	218	204	4			

- Molecule 6 is a protein called 30S ribosomal protein S6.

Mol	Chain	Residues	Atoms					ZeroOcc	AltConf	Trace
6	QF	101	Total	C	N	O	S	0	0	0
			843	531	155	154	3			
6	XF	101	Total	C	N	O	S	0	0	0
			843	531	155	154	3			

- Molecule 7 is a protein called 30S ribosomal protein S7.

Mol	Chain	Residues	Atoms					ZeroOcc	AltConf	Trace
7	QG	155	Total	C	N	O	S	0	0	0
			1257	781	252	218	6			
7	XG	155	Total	C	N	O	S	0	0	0
			1257	781	252	218	6			

- Molecule 8 is a protein called 30S ribosomal protein S8.

Mol	Chain	Residues	Atoms					ZeroOcc	AltConf	Trace
8	QH	138	Total	C	N	O	S	0	0	0
			1116	705	215	193	3			
8	XH	138	Total	C	N	O	S	0	0	0
			1116	705	215	193	3			

- Molecule 9 is a protein called 30S ribosomal protein S9.

Mol	Chain	Residues	Atoms					ZeroOcc	AltConf	Trace
9	QI	127	Total	C	N	O		0	0	0
			1010	639	197	174				
9	XI	127	Total	C	N	O		0	0	0
			1010	639	197	174				

- Molecule 10 is a protein called 30S ribosomal protein S10.

Mol	Chain	Residues	Atoms					ZeroOcc	AltConf	Trace
10	QJ	99	Total	C	N	O	S	0	0	0
			801	504	157	139	1			

Continued on next page...

Continued from previous page...

Mol	Chain	Residues	Atoms					ZeroOcc	AltConf	Trace
10	XJ	99	Total	C	N	O	S	0	0	0
			801	504	157	139	1			

- Molecule 11 is a protein called 30S ribosomal protein S11.

Mol	Chain	Residues	Atoms					ZeroOcc	AltConf	Trace
11	QK	119	Total	C	N	O	S	0	0	0
			885	549	168	165	3			
11	XK	119	Total	C	N	O	S	0	0	0
			885	549	168	165	3			

- Molecule 12 is a protein called 30S ribosomal protein S12.

Mol	Chain	Residues	Atoms					ZeroOcc	AltConf	Trace
12	QL	125	Total	C	N	O	S	0	0	0
			975	614	196	164	1			
12	XL	125	Total	C	N	O	S	0	0	0
			975	614	196	164	1			

- Molecule 13 is a protein called 30S ribosomal protein S13.

Mol	Chain	Residues	Atoms					ZeroOcc	AltConf	Trace
13	QM	121	Total	C	N	O	S	0	0	0
			964	597	199	166	2			
13	XM	121	Total	C	N	O	S	0	0	0
			964	597	199	166	2			

- Molecule 14 is a protein called 30S ribosomal protein S14 type Z.

Mol	Chain	Residues	Atoms					ZeroOcc	AltConf	Trace
14	QN	60	Total	C	N	O	S	0	0	0
			492	312	104	72	4			
14	XN	60	Total	C	N	O	S	0	0	0
			492	312	104	72	4			

- Molecule 15 is a protein called 30S ribosomal protein S15.

Mol	Chain	Residues	Atoms					ZeroOcc	AltConf	Trace
15	QO	88	Total	C	N	O	S	0	0	0
			734	459	147	126	2			
15	XO	88	Total	C	N	O	S	0	0	0
			734	459	147	126	2			

- Molecule 16 is a protein called 30S ribosomal protein S16.

Mol	Chain	Residues	Atoms					ZeroOcc	AltConf	Trace
16	QP	84	Total	C	N	O	S	0	0	0
			705	446	140	118	1			
16	XP	84	Total	C	N	O	S	0	0	0
			705	446	140	118	1			

- Molecule 17 is a protein called 30S ribosomal protein S17.

Mol	Chain	Residues	Atoms					ZeroOcc	AltConf	Trace
17	QQ	100	Total	C	N	O	S	0	0	0
			834	534	155	143	2			
17	XQ	100	Total	C	N	O	S	0	0	0
			834	534	155	143	2			

- Molecule 18 is a protein called 30S ribosomal protein S18.

Mol	Chain	Residues	Atoms				ZeroOcc	AltConf	Trace
18	QR	70	Total	C	N	O	0	0	0
			574	367	112	95			
18	XR	70	Total	C	N	O	0	0	0
			574	367	112	95			

- Molecule 19 is a protein called 30S ribosomal protein S19.

Mol	Chain	Residues	Atoms					ZeroOcc	AltConf	Trace
19	QS	84	Total	C	N	O	S	0	0	0
			674	430	126	116	2			
19	XS	84	Total	C	N	O	S	0	0	0
			674	430	126	116	2			

- Molecule 20 is a protein called 30S ribosomal protein S20.

Mol	Chain	Residues	Atoms					ZeroOcc	AltConf	Trace
20	QT	99	Total	C	N	O	S	0	0	0
			763	470	162	129	2			
20	XT	99	Total	C	N	O	S	0	0	0
			763	470	162	129	2			

- Molecule 21 is a protein called 30S ribosomal protein Thx.

Mol	Chain	Residues	Atoms				ZeroOcc	AltConf	Trace
21	QU	25	Total	C	N	O	0	0	0
			217	134	52	31			
21	XU	25	Total	C	N	O	0	0	0
			217	134	52	31			

- Molecule 22 is a RNA chain called P-site tRNA-fMet.

Mol	Chain	Residues	Atoms					ZeroOcc	AltConf	Trace
22	QV	77	Total	C	N	O	P	0	0	0
			1644	732	297	538	77			
22	XV	77	Total	C	N	O	P	0	0	0
			1644	732	297	538	77			

- Molecule 23 is a RNA chain called messenger RNA.

Mol	Chain	Residues	Atoms					ZeroOcc	AltConf	Trace
23	QX	11	Total	C	N	O	P	0	0	0
			220	98	43	68	11			
23	XX	11	Total	C	N	O	P	0	0	0
			220	98	43	68	11			

- Molecule 24 is a RNA chain called A-site ASL-Thr.

Mol	Chain	Residues	Atoms					ZeroOcc	AltConf	Trace
24	QY	15	Total	C	N	O	P	0	0	0
			321	143	57	106	15			
24	XY	16	Total	C	N	O	P	0	0	0
			344	153	62	113	16			

- Molecule 25 is a RNA chain called 23S rRNA.

Mol	Chain	Residues	Atoms					ZeroOcc	AltConf	Trace
25	RA	2882	Total	C	N	O	P	0	0	0
			62071	27627	11611	19952	2881			
25	YA	2882	Total	C	N	O	P	0	0	0
			62071	27627	11611	19952	2881			

- Molecule 26 is a RNA chain called 5S rRNA.

Mol	Chain	Residues	Atoms					ZeroOcc	AltConf	Trace
26	RB	120	Total	C	N	O	P	0	0	0
			2573	1146	476	832	119			

Continued on next page...

Continued from previous page...

Mol	Chain	Residues	Atoms					ZeroOcc	AltConf	Trace
26	YB	120	Total	C	N	O	P	0	0	0
			2573	1146	476	832	119			

- Molecule 27 is a protein called 50S ribosomal protein L2.

Mol	Chain	Residues	Atoms					ZeroOcc	AltConf	Trace
27	RD	272	Total	C	N	O	S	0	0	0
			2115	1335	420	357	3			
27	YD	272	Total	C	N	O	S	0	0	0
			2115	1335	420	357	3			

- Molecule 28 is a protein called 50S ribosomal protein L3.

Mol	Chain	Residues	Atoms					ZeroOcc	AltConf	Trace
28	RE	205	Total	C	N	O	S	0	0	0
			1568	991	300	271	6			
28	YE	205	Total	C	N	O	S	0	0	0
			1568	991	300	271	6			

- Molecule 29 is a protein called 50S ribosomal protein L4.

Mol	Chain	Residues	Atoms					ZeroOcc	AltConf	Trace
29	RF	202	Total	C	N	O	S	0	0	0
			1585	1011	297	275	2			
29	YF	202	Total	C	N	O	S	0	0	0
			1585	1011	297	275	2			

- Molecule 30 is a protein called 50S ribosomal protein L5.

Mol	Chain	Residues	Atoms					ZeroOcc	AltConf	Trace
30	RG	181	Total	C	N	O	S	0	0	0
			1474	942	268	260	4			
30	YG	181	Total	C	N	O	S	0	0	0
			1474	942	268	260	4			

- Molecule 31 is a protein called 50S ribosomal protein L6.

Mol	Chain	Residues	Atoms					ZeroOcc	AltConf	Trace
31	RH	170	Total	C	N	O	S	0	0	0
			1307	829	245	232	1			
31	YH	170	Total	C	N	O	S	0	0	0
			1307	829	245	232	1			

- Molecule 32 is a protein called 50S ribosomal protein L9.

Mol	Chain	Residues	Atoms					ZeroOcc	AltConf	Trace
32	RI	146	Total	C	N	O	S	0	0	0
			1136	726	201	208	1			
32	YI	146	Total	C	N	O	S	0	0	0
			1136	726	201	208	1			

- Molecule 33 is a protein called 50S ribosomal protein L13.

Mol	Chain	Residues	Atoms					ZeroOcc	AltConf	Trace
33	RN	138	Total	C	N	O	S	0	0	0
			1104	712	206	182	4			
33	YN	138	Total	C	N	O	S	0	0	0
			1104	712	206	182	4			

- Molecule 34 is a protein called 50S ribosomal protein L14.

Mol	Chain	Residues	Atoms					ZeroOcc	AltConf	Trace
34	RO	122	Total	C	N	O	S	0	0	0
			933	588	171	170	4			
34	YO	122	Total	C	N	O	S	0	0	0
			933	588	171	170	4			

- Molecule 35 is a protein called 50S ribosomal protein L15.

Mol	Chain	Residues	Atoms					ZeroOcc	AltConf	Trace
35	RP	150	Total	C	N	O	S	0	0	0
			1145	712	232	198	3			
35	YP	150	Total	C	N	O	S	0	0	0
			1145	712	232	198	3			

- Molecule 36 is a protein called 50S ribosomal protein L16.

Mol	Chain	Residues	Atoms					ZeroOcc	AltConf	Trace
36	RQ	141	Total	C	N	O	S	0	0	0
			1122	715	212	188	7			
36	YQ	141	Total	C	N	O	S	0	0	0
			1122	715	212	188	7			

- Molecule 37 is a protein called 50S ribosomal protein L17.

Mol	Chain	Residues	Atoms					ZeroOcc	AltConf	Trace
37	RR	118	Total	C	N	O	S	0	0	0
			968	604	203	160	1			
37	YR	118	Total	C	N	O	S	0	0	0
			968	604	203	160	1			

- Molecule 38 is a protein called 50S ribosomal protein L18.

Mol	Chain	Residues	Atoms					ZeroOcc	AltConf	Trace
38	RS	111	Total	C	N	O	S	0	0	0
			882	556	176	150				
38	YS	111	Total	C	N	O	S	0	0	0
			882	556	176	150				

- Molecule 39 is a protein called 50S ribosomal protein L19.

Mol	Chain	Residues	Atoms					ZeroOcc	AltConf	Trace
39	RT	137	Total	C	N	O	S	0	0	0
			1141	710	234	196	1			
39	YT	137	Total	C	N	O	S	0	0	0
			1141	710	234	196	1			

- Molecule 40 is a protein called 50S ribosomal protein L20.

Mol	Chain	Residues	Atoms					ZeroOcc	AltConf	Trace
40	RU	117	Total	C	N	O	S	0	0	0
			964	610	202	151	1			
40	YU	117	Total	C	N	O	S	0	0	0
			964	610	202	151	1			

- Molecule 41 is a protein called 50S ribosomal protein L21.

Mol	Chain	Residues	Atoms					ZeroOcc	AltConf	Trace
41	RV	101	Total	C	N	O	S	0	0	0
			779	501	142	135	1			
41	YV	101	Total	C	N	O	S	0	0	0
			779	501	142	135	1			

- Molecule 42 is a protein called 50S ribosomal protein L22.

Mol	Chain	Residues	Atoms					ZeroOcc	AltConf	Trace
42	RW	113	Total	C	N	O	S	0	0	0
			900	566	177	155	2			

Continued on next page...

Continued from previous page...

Mol	Chain	Residues	Atoms					ZeroOcc	AltConf	Trace
42	YW	113	Total	C	N	O	S	0	0	0
			900	566	177	155	2			

- Molecule 43 is a protein called 50S ribosomal protein L23.

Mol	Chain	Residues	Atoms					ZeroOcc	AltConf	Trace
43	RX	92	Total	C	N	O		0	0	0
			725	471	131	123				
43	YX	92	Total	C	N	O		0	0	0
			725	471	131	123				

- Molecule 44 is a protein called 50S ribosomal protein L24.

Mol	Chain	Residues	Atoms					ZeroOcc	AltConf	Trace
44	RY	102	Total	C	N	O	S	0	0	0
			785	505	150	125	5			
44	YY	102	Total	C	N	O	S	0	0	0
			785	505	150	125	5			

- Molecule 45 is a protein called 50S ribosomal protein L25.

Mol	Chain	Residues	Atoms					ZeroOcc	AltConf	Trace
45	RZ	183	Total	C	N	O	S	0	0	0
			1461	933	260	265	3			
45	YZ	183	Total	C	N	O	S	0	0	0
			1461	933	260	265	3			

- Molecule 46 is a protein called 50S ribosomal protein L27.

Mol	Chain	Residues	Atoms					ZeroOcc	AltConf	Trace
46	R0	82	Total	C	N	O	S	0	0	0
			648	401	138	108	1			
46	Y0	82	Total	C	N	O	S	0	0	0
			648	401	138	108	1			

- Molecule 47 is a protein called 50S ribosomal protein L28.

Mol	Chain	Residues	Atoms					ZeroOcc	AltConf	Trace
47	R1	97	Total	C	N	O	S	0	0	0
			763	481	150	131	1			
47	Y1	97	Total	C	N	O	S	0	0	0
			763	481	150	131	1			

- Molecule 48 is a protein called 50S ribosomal protein L29.

Mol	Chain	Residues	Atoms					ZeroOcc	AltConf	Trace
48	R2	69	Total	C	N	O	S	0	0	0
			581	358	118	104	1			
48	Y2	69	Total	C	N	O	S	0	0	0
			581	358	118	104	1			

- Molecule 49 is a protein called 50S ribosomal protein L30.

Mol	Chain	Residues	Atoms				ZeroOcc	AltConf	Trace
49	R3	59	Total	C	N	O	0	0	0
			469	298	90	81			
49	Y3	59	Total	C	N	O	0	0	0
			469	298	90	81			

- Molecule 50 is a protein called 50S ribosomal protein L31.

Mol	Chain	Residues	Atoms					ZeroOcc	AltConf	Trace
50	R4	71	Total	C	N	O	S	0	0	0
			581	364	108	104	5			
50	Y4	71	Total	C	N	O	S	0	0	0
			581	364	108	104	5			

- Molecule 51 is a protein called 50S ribosomal protein L32.

Mol	Chain	Residues	Atoms					ZeroOcc	AltConf	Trace
51	R5	59	Total	C	N	O	S	0	0	0
			459	288	90	76	5			
51	Y5	58	Total	C	N	O	S	0	0	0
			454	285	89	75	5			

- Molecule 52 is a protein called 50S ribosomal protein L33.

Mol	Chain	Residues	Atoms					ZeroOcc	AltConf	Trace
52	R6	49	Total	C	N	O	S	0	0	0
			424	264	87	69	4			
52	Y6	49	Total	C	N	O	S	0	0	0
			424	264	87	69	4			

- Molecule 53 is a protein called 50S ribosomal protein L34.

Mol	Chain	Residues	Atoms					ZeroOcc	AltConf	Trace
53	R7	49	Total	C	N	O	S	0	0	0
			430	263	108	57	2			
53	Y7	49	Total	C	N	O	S	0	0	0
			430	263	108	57	2			

- Molecule 54 is a protein called 50S ribosomal protein L35.

Mol	Chain	Residues	Atoms					ZeroOcc	AltConf	Trace
54	R8	64	Total	C	N	O	S	0	0	0
			517	331	102	82	2			
54	Y8	64	Total	C	N	O	S	0	0	0
			517	331	102	82	2			

- Molecule 55 is a protein called 50S ribosomal protein L36.

Mol	Chain	Residues	Atoms					ZeroOcc	AltConf	Trace
55	R9	37	Total	C	N	O	S	0	0	0
			307	188	68	47	4			
55	Y9	37	Total	C	N	O	S	0	0	0
			307	188	68	47	4			

- Molecule 56 is a RNA chain called CC-Puro.

Mol	Chain	Residues	Atoms					ZeroOcc	AltConf	Trace
56	Z5	2	Total	C	N	O	P	0	0	0
			37	18	6	12	1			
56	Z6	2	Total	C	N	O	P	0	0	0
			37	18	6	12	1			

- Molecule 57 is MAGNESIUM ION (three-letter code: MG) (formula: Mg).

Mol	Chain	Residues	Atoms		ZeroOcc	AltConf
57	QA	96	Total	Mg	0	0
			96	96		
57	QX	2	Total	Mg	0	0
			2	2		
57	YA	335	Total	Mg	0	0
			335	335		
57	Y5	1	Total	Mg	0	0
			1	1		
57	YR	2	Total	Mg	0	0
			2	2		

Continued on next page...

Continued from previous page...

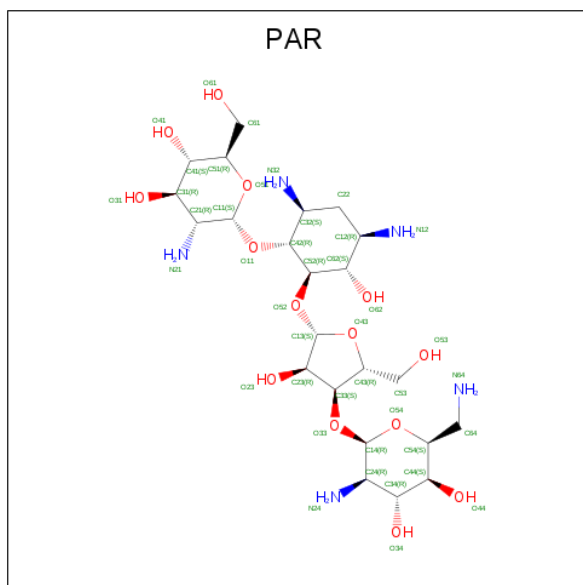
Mol	Chain	Residues	Atoms		ZeroOcc	AltConf
57	YD	1	Total 1	Mg 1	0	0
57	XX	2	Total 2	Mg 2	0	0
57	QV	4	Total 4	Mg 4	0	0
57	XA	114	Total 114	Mg 114	0	0
57	R0	1	Total 1	Mg 1	0	0
57	YU	1	Total 1	Mg 1	0	0
57	Y0	3	Total 3	Mg 3	0	0
57	XF	1	Total 1	Mg 1	0	0
57	RR	1	Total 1	Mg 1	0	0
57	RD	1	Total 1	Mg 1	0	0
57	R1	1	Total 1	Mg 1	0	0
57	Y7	1	Total 1	Mg 1	0	0
57	QF	1	Total 1	Mg 1	0	0
57	R5	1	Total 1	Mg 1	0	0
57	RA	308	Total 308	Mg 308	0	0
57	YP	2	Total 2	Mg 2	0	0
57	RE	1	Total 1	Mg 1	0	0
57	YB	4	Total 4	Mg 4	0	0
57	QY	1	Total 1	Mg 1	0	0
57	XV	3	Total 3	Mg 3	0	0
57	RB	5	Total 5	Mg 5	0	0

Continued on next page...

Continued from previous page...

Mol	Chain	Residues	Atoms		ZeroOcc	AltConf
57	QE	1	Total	Mg	0	0
			1	1		
57	R8	1	Total	Mg	0	0
			1	1		
57	YE	1	Total	Mg	0	0
			1	1		

- Molecule 58 is PAROMOMYCIN (three-letter code: PAR) (formula: $C_{23}H_{45}N_5O_{14}$).

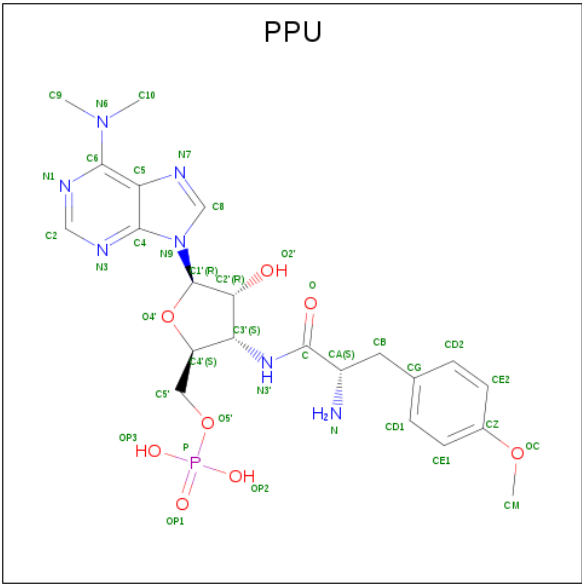


Mol	Chain	Residues	Atoms				ZeroOcc	AltConf
58	QA	1	Total	C	N	O	0	0
			42	23	5	14		
58	XA	1	Total	C	N	O	0	0
			42	23	5	14		

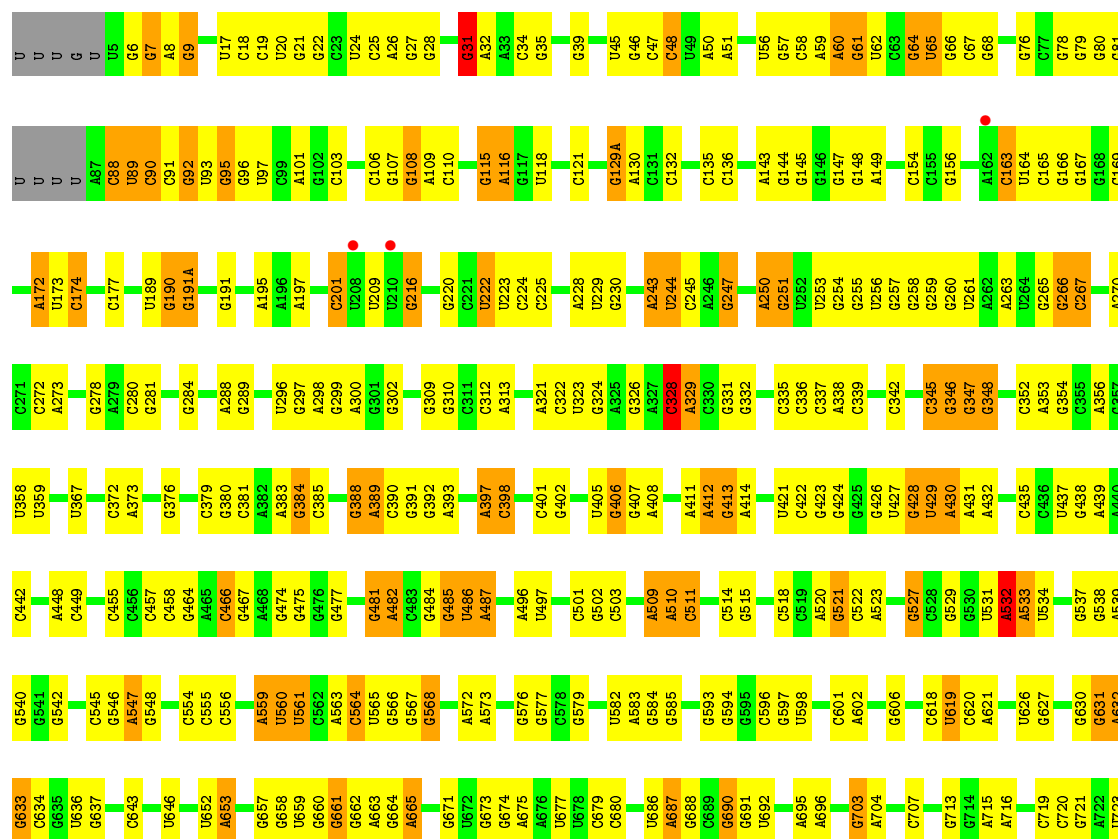
- Molecule 59 is ZINC ION (three-letter code: ZN) (formula: Zn).

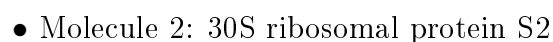
Mol	Chain	Residues	Atoms		ZeroOcc	AltConf
59	XD	1	Total	Zn	0	0
			1	1		
59	QD	1	Total	Zn	0	0
			1	1		
59	QN	1	Total	Zn	0	0
			1	1		
59	XN	1	Total	Zn	0	0
			1	1		

- Molecule 60 is PUROMYCIN-5'-MONOPHOSPHATE (three-letter code: PPU) (formula: $C_{22}H_{30}N_7O_8P$).



Mol	Chain	Residues	Atoms					ZeroOcc	AltConf
60	Z5	1	Total	C	N	O	P	0	0
			37	22	7	7	1		
60	Z6	1	Total	C	N	O	P	0	0
			37	22	7	7	1		

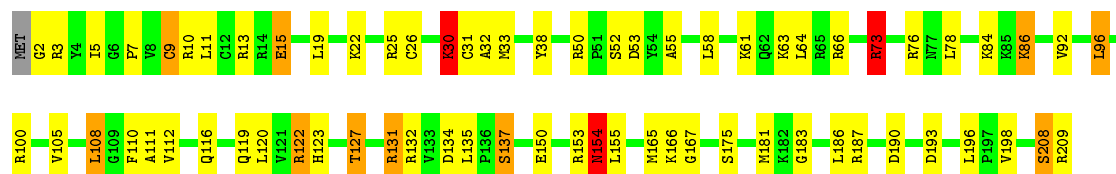






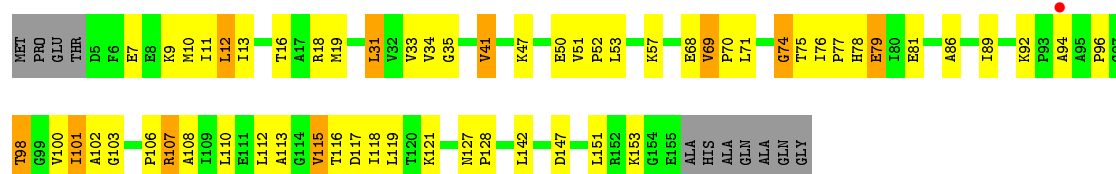
- Molecule 4: 30S ribosomal protein S4

Chain XD: 67% 27% 5%



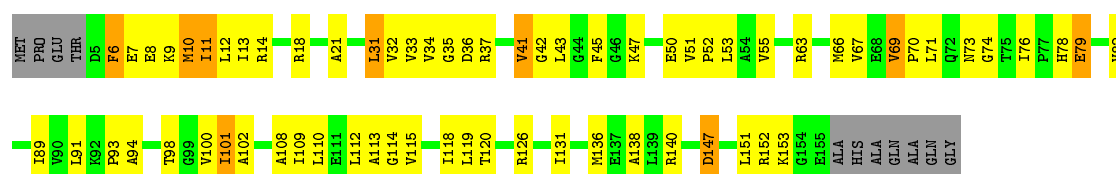
- Molecule 5: 30S ribosomal protein S5

Chain QE: % 57% 30% 6% 7%



- Molecule 5: 30S ribosomal protein S5

Chain XE: 52% 36% 6% 7%



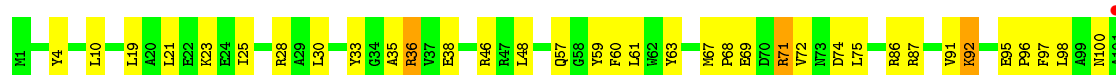
- Molecule 6: 30S ribosomal protein S6

Chain QF: 68% 27% 5%



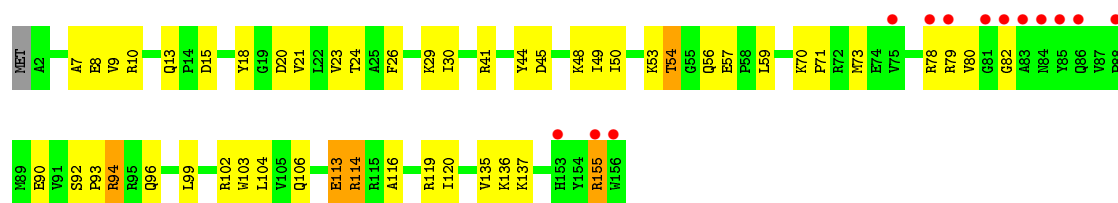
- Molecule 6: 30S ribosomal protein S6

Chain XF: % 65% 32% 3%

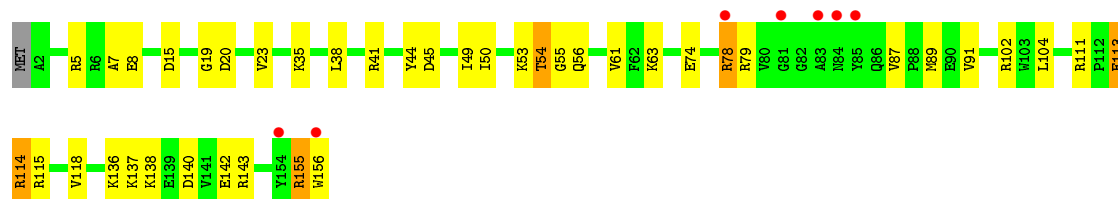
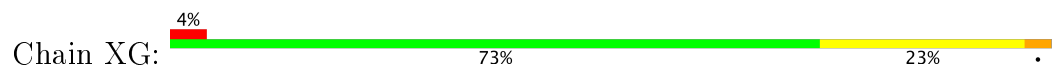


- Molecule 7: 30S ribosomal protein S7

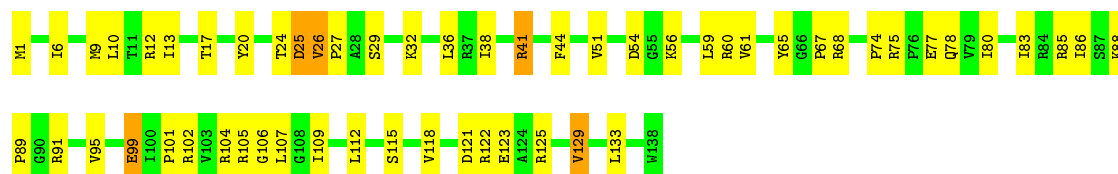
Chain QG: 8% 67% 29% 6%



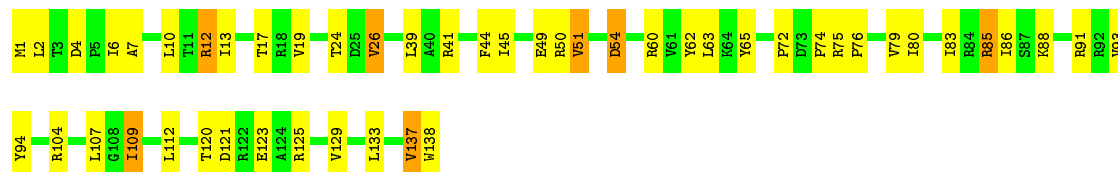
• Molecule 7: 30S ribosomal protein S7



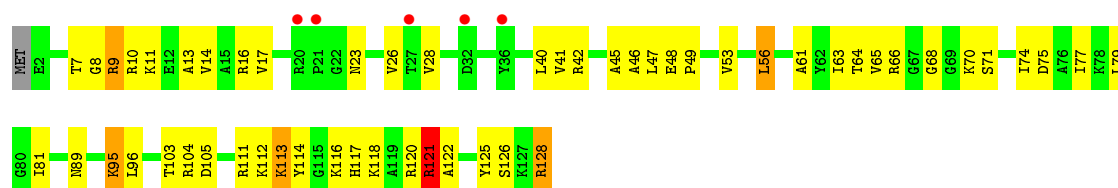
• Molecule 8: 30S ribosomal protein S8



• Molecule 8: 30S ribosomal protein S8

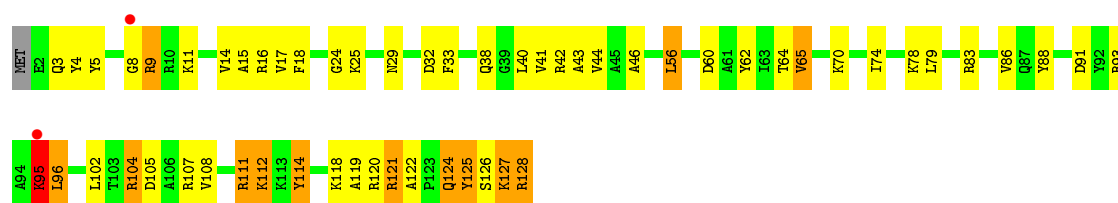


• Molecule 9: 30S ribosomal protein S9

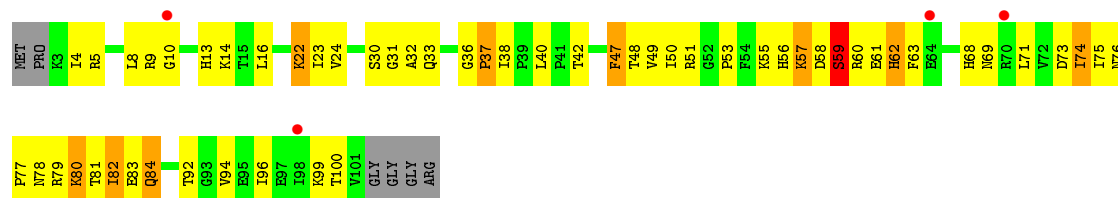


• Molecule 9: 30S ribosomal protein S9

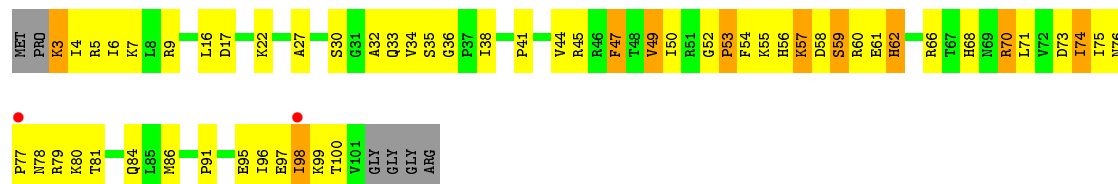
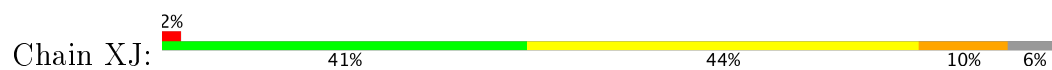




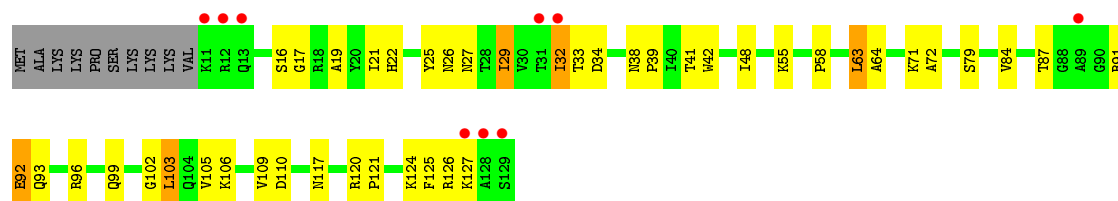
- Molecule 10: 30S ribosomal protein S10



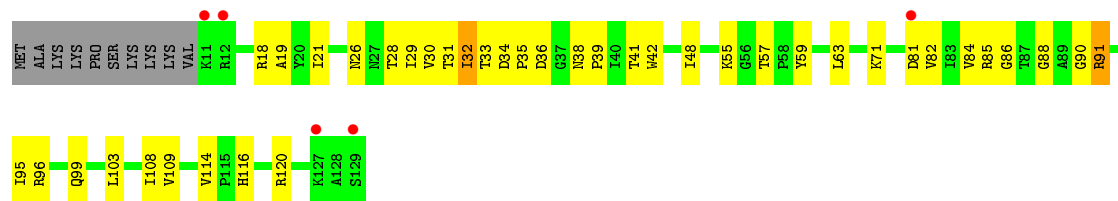
- Molecule 10: 30S ribosomal protein S10



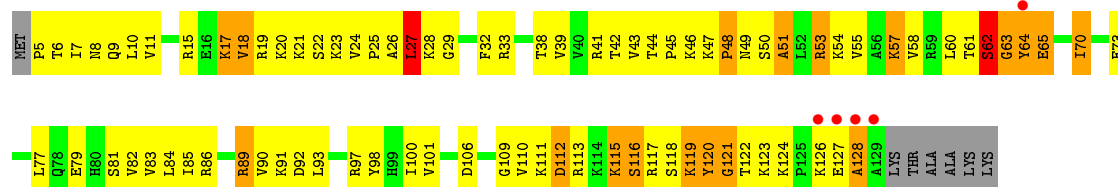
- Molecule 11: 30S ribosomal protein S11



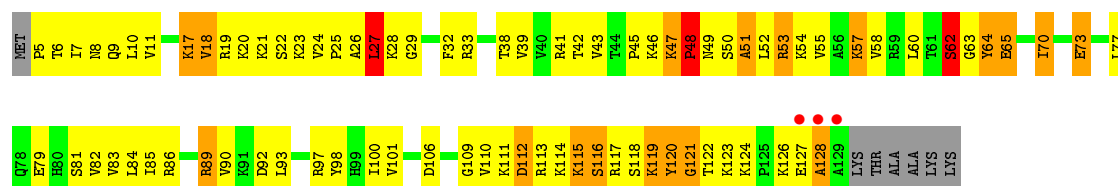
- Molecule 11: 30S ribosomal protein S11



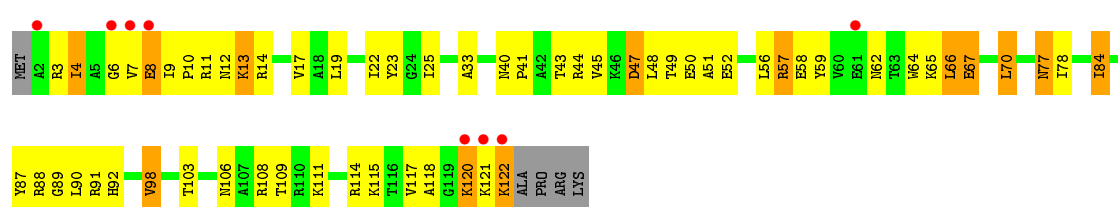
- Molecule 12: 30S ribosomal protein S12



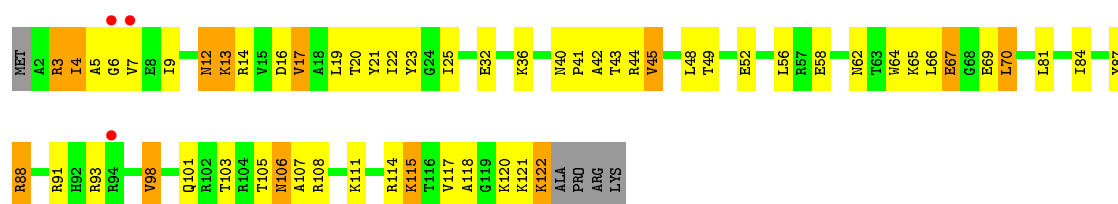
• Molecule 12: 30S ribosomal protein S12



• Molecule 13: 30S ribosomal protein S13



• Molecule 13: 30S ribosomal protein S13




• Molecule 14: 30S ribosomal protein S14 type Z

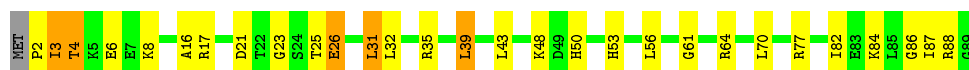


• Molecule 14: 30S ribosomal protein S14 type Z





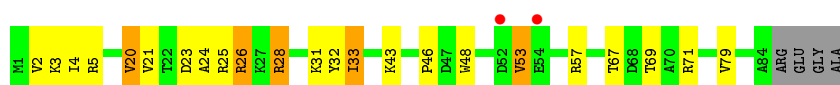
- Molecule 15: 30S ribosomal protein S15



- Molecule 15: 30S ribosomal protein S15



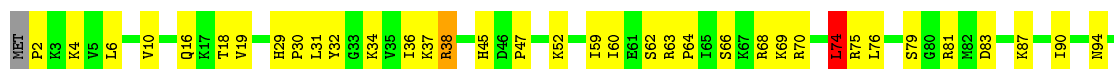
- Molecule 16: 30S ribosomal protein S16



- Molecule 16: 30S ribosomal protein S16



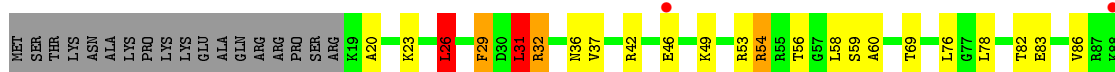
- Molecule 17: 30S ribosomal protein S17



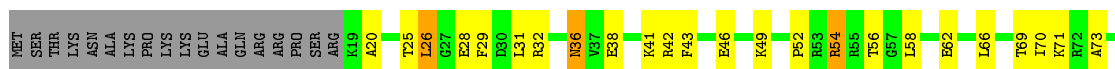
- Molecule 17: 30S ribosomal protein S17




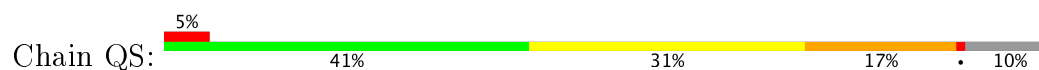
- Molecule 18: 30S ribosomal protein S18




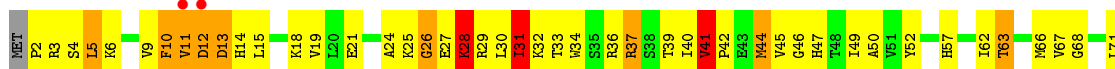
- Molecule 18: 30S ribosomal protein S18



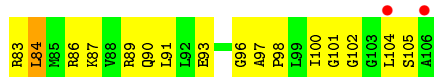
- Molecule 19: 30S ribosomal protein S19



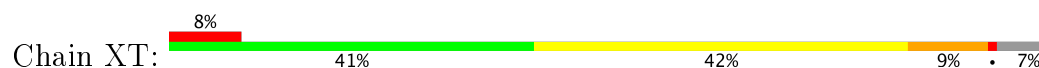
- Molecule 19: 30S ribosomal protein S19

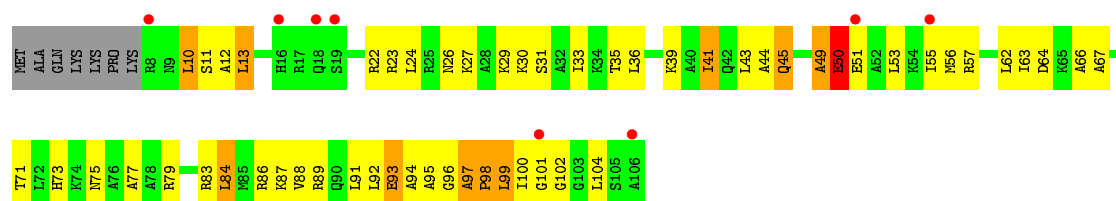


- Molecule 20: 30S ribosomal protein S20



- Molecule 20: 30S ribosomal protein S20





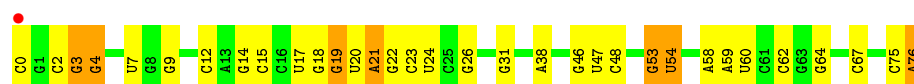
- Molecule 21: 30S ribosomal protein Thx



- Molecule 21: 30S ribosomal protein Thx



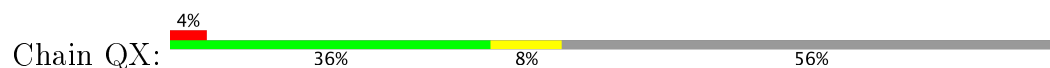
- Molecule 22: P-site tRNA-fMet



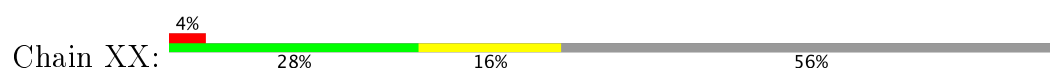
- Molecule 22: P-site tRNA-fMet



- Molecule 23: messenger RNA

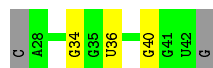


- Molecule 23: messenger RNA



- Molecule 24: A-site ASL-Thr

Chain QY:  71% 18% 12%



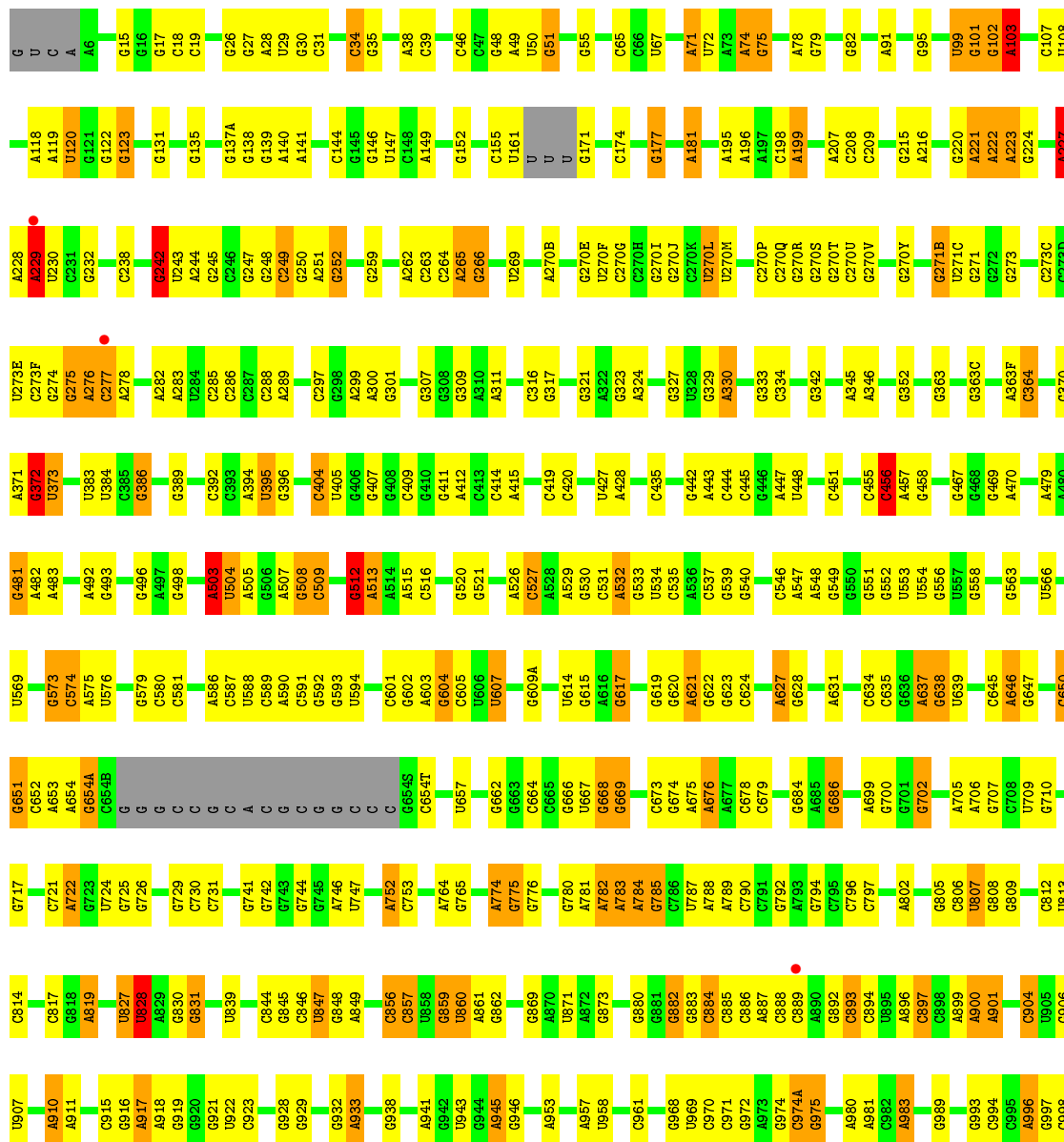
• Molecule 24: A-site ASL-Thr

Chain XY:  65% 29% 6%

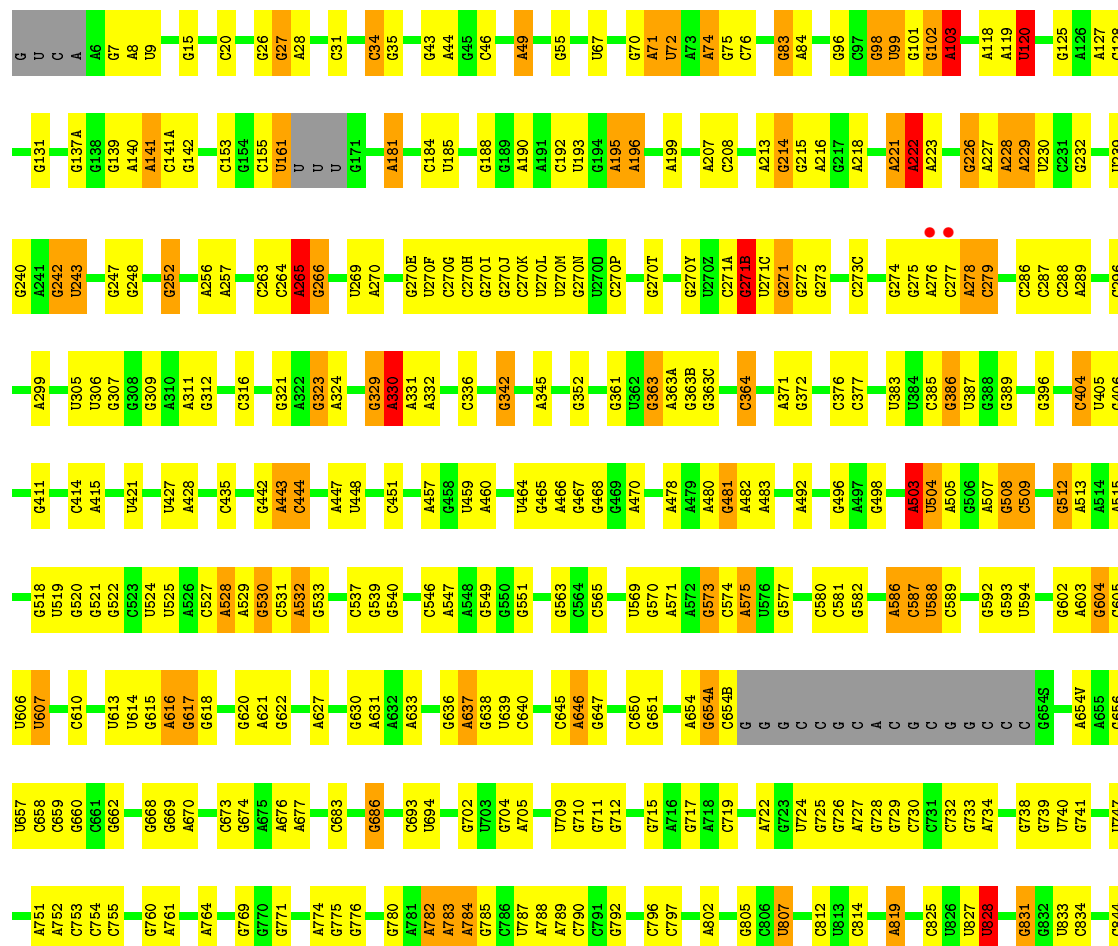


• Molecule 25: 23S rRNA

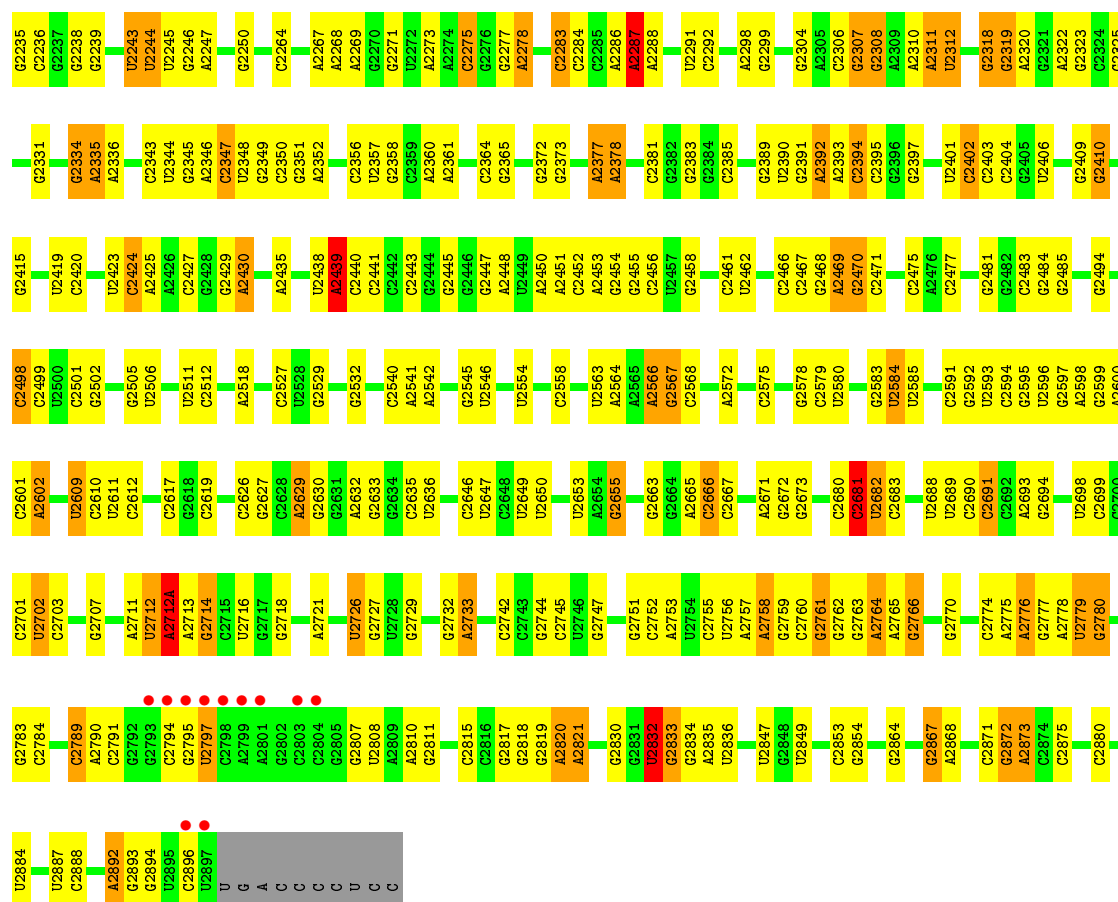
Chain RA:  4% 55% 33% 10% ..



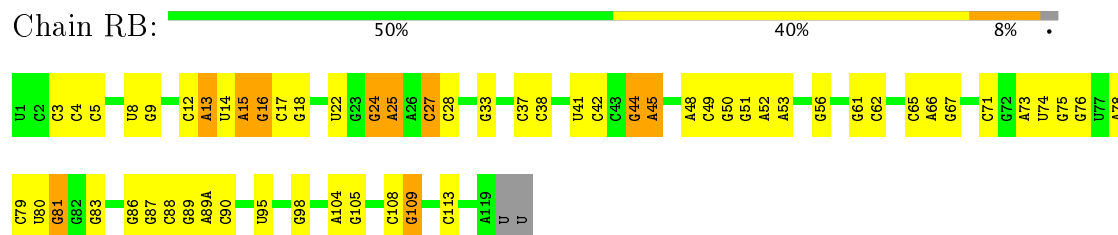
C2294	C2295	C2296	C2297	A2298	G2299	G2300	C2301	C2306	G2307	G2308	A2311	C2312	C2313	G2318	G2319	A2320	G2321	G2322	G2323	G2324	G2325	C2326	A2327	A2328	G2331	A2333	A2336	C2342	C2343	U2344	G2345	A2346	C2347	C2350	G2351	G2354	C2364	G2373	A2376	A2377	G2378	G2379	G2383	G2384	C2385	A2388																																																																																																																																																																																																																																																																																																																																																																																																																																																																																																																																																																																																																																																																																																																																																																													
C2188	U2189	G2190	G2191	G2192	G2193	G2194	U2197	A2198	G2199	G2210	G2211	A2212	G2213	G2214	G2215	G2216	G2217	G2218	G2219	G2220	G2221	G2222	G2223	G2224	G2225	G2226	G2227	G2228	G2229	G2230	G2231	G2232	G2233	G2234	G2235	G2236	G2237	G2238	G2239	G2240	G2241	G2242	G2243	G2244	G2245	G2246	G2247	G2248	G2249	G2250	G2251	G2252	G2253	G2254	G2255	G2256	G2257	G2258	G2259	G2260	G2261	G2262	G2263	G2264	A2269	G2270	G2271	G2272	G2273	G2274	G2275	G2276	G2277	G2278	G2279	G2280	G2281	G2282	G2283	A2286	A2287	A2288	G2289	G2290	G2291	G2292	C2293																																																																																																																																																																																																																																																																																																																																																																																																																																																																																																																																																																																																																																																																																																																																				
G2125	A2126	G2127	C2128	C2129	C2130	G2131	G2132	G2133	A2134	A2135	C2136	C2137	C2138	C2139	C2140	C2141	C2142	C2143	C2144	C2145	C2146	C2147	C2148	C2149	C2150	C2151	C2152	C2153	C2154	C2155	C2156	C2157	C2158	C2159	C2160	C2161	C2162	C2163	C2164	C2165	C2166	C2167	C2168	C2169	C2170	C2171	C2172	C2173	C2174	C2175	C2176	C2177	C2178	C2179	C2180	C2181	C2182	C2183	C2184	C2185	C2186	C2187	C2188	C2189	C2190	C2191	C2192	C2193	C2194	C2195	C2196	C2197	C2198	C2199	C2200	C2201	C2202	C2203	C2204	C2205	C2206	C2207	C2208	C2209	C2210	C2211	C2212	C2213	C2214	C2215	C2216	C2217	C2218	C2219	C2220	C2221	C2222	C2223	C2224	C2225	C2226	C2227	C2228	C2229	C2230	C2231	C2232	C2233	C2234	C2235	C2236	C2237	C2238	C2239	C2240	C2241	C2242	C2243	C2244	C2245	C2246	C2247	C2248	C2249	C2250	C2251	C2252	C2253	C2254	C2255	C2256	C2257	C2258	C2259	C2260	C2261	C2262	C2263	C2264	C2265	C2266	C2267	C2268	C2269	C2270	C2271	C2272	C2273	C2274	C2275	C2276	C2277	C2278	C2279	C2280	C2281	C2282	C2283	C2284	C2285	C2286	C2287	C2288	C2289	C2290	C2291	C2292	C2293																																																																																																																																																																																																																																																																																																																																																																																																																																																																																																																																																																																																																																																			
G1681	G1682	G1683	G1684	G1685	G1686	G1687	G1688	G1689	G1690	G1691	G1692	G1693	G1694	G1695	G1696	G1697	G1698	G1699	G1700	G1701	G1702	G1703	G1704	G1705	G1706	G1707	G1708	G1709	G1710	G1711	G1712	G1713	G1714	G1715	G1716	G1717	G1718	G1719	G1720	G1721	G1722	G1723	G1724	G1725	G1726	G1727	G1728	G1729	G1730	G1731	G1732	G1733	G1734	G1735	G1736	G1737	G1738	G1739	G1740	G1741	G1742	G1743	G1744	G1745	G1746	G1747	G1748	G1749	G1750	G1751	G1752	G1753	G1754	G1755	G1756	G1757	G1758	G1759	G1760	G1761	G1762	G1763	G1764	G1765	G1766	G1767	G1768	G1769	G1770	G1771	G1772	G1773	G1774	G1775	G1776	G1777	G1778	G1779	G1780	G1781	G1782	G1783	G1784	G1785	G1786	G1787	G1788	G1789	G1790	G1791																																																																																																																																																																																																																																																																																																																																																																																																																																																																																																																																																																																																																																																																																																													
C1498	A1499	C1500	C1501	C1502	C1503	C1504	C1505	C1506	C1507	C1508	C1509	C1510	C1511	C1512	C1513	C1514	C1515	C1516	C1517	C1518	C1519	C1520	C1521	C1522	C1523	C1524	C1525	C1526	C1527	C1528	C1529	C1530	C1531	C1532	C1533	C1534	C1535	C1536	C1537	C1538	C1539	C1540	C1541	C1542	C1543	C1544	C1545	C1546	C1547	C1548	C1549	C1550	C1551	C1552	C1553	C1554	C1555	C1556	C1557	C1558	C1559	C1560	C1561	C1562	C1563	C1564	C1565	C1566	C1567	C1568	C1569	C1570	C1571	C1572	C1573	C1574	C1575	C1576	C1577	C1578	C1579	C1580	C1581	C1582	C1583	C1584	C1585	C1586	C1587	C1588	C1589	C1590	C1591	C1592	C1593	C1594	C1595	C1596	C1597	C1598	C1599	C1600	C1601	C1602	C1603	C1604	C1605	C1606	C1607	C1608	C1609	C1610	C1611	C1612	C1613	C1614	C1615	C1616	C1617	C1618	C1619	C1620	C1621	C1622	C1623	C1624	C1625	C1626	C1627	C1628	C1629	C1630	C1631	C1632	C1633	C1634	C1635	C1636	C1637	C1638	C1639	C1640	C1641	C1642	C1643	C1644	C1645	C1646	C1647	C1648	C1649	C1650	C1651	C1652	C1653	C1654	C1655	C1656	C1657	C1658	C1659	C1660	C1661	C1662	C1663	C1664	C1665	C1666	C1667	C1668	C1669	C1670	C1671	C1672	C1673	C1674	C1675	C1676	C1677	C1678	C1679	C1680	C1681	C1682	C1683	C1684	C1685	C1686	C1687	C1688	C1689	C1690	C1691	C1692	C1693	C1694	C1695	C1696	C1697	C1698	C1699	C1700	C1701	C1702	C1703	C1704	C1705	C1706	C1707	C1708	C1709	C1710	C1711	C1712	C1713	C1714	C1715	C1716	C1717	C1718	C1719	C1720	C1721	C1722	C1723	C1724	C1725	C1726	C1727	C1728	C1729	C1730	C1731	C1732	C1733	C1734	C1735	C1736	C1737	C1738	C1739	C1740	C1741	C1742	C1743	C1744	C1745	C1746	C1747	C1748	C1749	C1750	C1751	C1752	C1753	C1754	C1755	C1756	C1757	C1758	C1759	C1760	C1761	C1762	C1763	C1764	C1765	C1766	C1767	C1768	C1769	C1770	C1771	C1772	C1773	C1774	C1775	C1776	C1777	C1778	C1779	C1780	C1781	C1782	C1783	C1784	C1785	C1786	C1787	C1788	C1789	C1790	C1791	C1792	C1793	C1794	C1795	C1796	C1797	C1798	C1799	C1800	C1801	C1802	C1803	C1804	C1805	C1806	C1807	C1808	C1809	C1810	C1811	C1812	C1813	C1814	C1815	C1816	C1817	C1818	C1819	C1820	C1821	C1822	C1823	C1824	C1825	C1826	C1827	C1828	C1829	C1830	C1831	C1832	C1833	C1834	C1835	C1836	C1837	C1838	C1839	C1840	C1841	C1842	C1843	C1844	C1845	C1846	C1847	C1848	C1849	C1850	C1851	C1852	C1853	C1854	C1855	C1856	C1857	C1858	C1859	C1860	C1861	C1862	C1863	C1864	C1865	C1866	C1867	C1868	C1869	C1870	C1871	C1872	C1873	C1874	C1875	C1876	C1877	C1878	C1879	C1880	C1881	C1882	C1883	C1884	C1885	C1886	C1887	C1888	C1889	C1890	C1891	C1892	C1893	C1894	C1895	C1896	C1897	C1898	C1899	C1900	C1901	C1902	C1903	C1904	C1905	C1906	C1907	C1908	C1909	C1910	C1911	C1912	C1913	C1914	C1915	C1916	C1917	C1918	C1919	C1920	C1921	C1922	C1923	C1924	C1925	C1926	C1927	C1928	C1929	C1930	C1931	C1932	C1933	C1934	C1935	C1936	C1937	C1938	C1939	C1940	C1941	C1942	C1943	C1944	C1945	C1946	C1947	C1948	C1949	C1950	C1951	C1952	C1953	C1954	C1955	C1956	C1957	C1958	C1959	C1960	C1961	C1962	C1963	C1964	C1965	C1966	C1967	C1968	C1969	C1970	C1971	C1972	C1973	C1974	C1975	C1976	C1977	C1978	C1979	C1980	C1981	C1982	C1983	C1984	C1985	C1986	C1987	C1988	C1989	C1990	C1991	C1992	C1993	C1994	C1995	C1996	C1997	C1998	C1999	C2000	C2001	C2002	C2003	C2004	C2005	C2006	C2007	C2008	C2009	C2010	C2011	C2012	C2013	C2014	C2015	C2016	C2017	C2018	C2019	C2020	C2021	C2022	C2023	C2024	C2025	C2026	C2027	C2028	C2029	C2030	C2031	C2032	C2033	C2034	C2035	C2036	C2037	C2038	C2039	C2040	C2041	C2042	C2043	C2044	C2045	C2046	C2047	C2048	C2049	C2050	C2051	C2052	C2053	C2054	C2055	C2056	C2057	C2058	C2059	C2060	C2061	C2062	C2063	C2064	C2065	C2066	C2067	C2068	C2069	C2070	C2071	C2072	C2073	C2074	C2075	C2076	C2077	C2078	C2079	C2080	C2081	C2082	C2083	C2084	C2085	C2086	C2087	C2088	C2089	C2090	C2091	C2092	C2093	C2094	C2095	C2096	C2097	C2098	C2099	C2100	C2101	C2102	C2103	C2104	C2105	C2106	C2107	C2108	C2109	C2110	C2111	C2112	C2113	C2114	C2115	C2116	C2117	C2118	C2119	C2120	C2121	C2122	C2123	C2124	C2125	C2126	C2127	C2128	C2129	C2130	C2131	C2132	C2133	C2134	C2135	C2136	C2137	C2138	C2139	C2140	C2141	C2142	C2143	C2144	C2145	C2146	C2147	C2148	C2149	C2150	C2151	C2152	C2153	C2154	C2155	C2156	C2157	C2158	C2159	C2160	C2161	C2162	C2163	C2164	C2165	C2166	C2167	C2168	C2169	C2170	C2171	C2172	C2173	C2174	C2175	C2176	C2177	C2178	C2179	C2180	C2181	C2182	C2183	C2184	C2185	C2186	C2187	C2188	C2189	C2190	C2191	C2192	C2193	C2194	C2195	C2196	C2197	C2198	C2199	C2200	C2201	C2202	C2203	C2204	C2205	C2206	C2207	C2208	C2209	C2210	C2211	C2212	C2213	C2214	C2215	C2216	C2217	C2218	C2219	C2220	C2221	C2222	C2223	C2224	C2225	C2226	C2227	C2228	C2229	C2230	C2231	C2232	C2233	C2234	C2235	C2236	C2237	C2238	C2239	C2240	C2241	C2242	C2243	C2244	C2245	C2246	C2247	C2248	C2249	C2250	C2251	C2252	C2253	C2254	C2255	C2256	C2257	C2258	C2259	C2260	C2261	C2262	C2263	C2264	C2265	C2266	C2267	C2268	C2269	C2270	C2271	C2272	C2273	C2274	C2275	C2276	C2277	C2278	C2279	C2280	C2281	C2282	C2283	C2284	C2285	C2286	C2287	C2288	C2289	C2290	C2291	C2292	C2293
U999	G1003	C1004	C1005	C1006	C1007	C1008	C1009	A1010	U1011	U1012	U1013	U1014	G1015	G1016	G1017	U1018	U1019	U1020	U1021	G1022	U1023	G1024	G1025	U1026	A1027	U1028	U1029	U1030	G1031	G1032	G1033	C1034	G1035	C1036	G1037	U1038	U1039	U1040	U1041	G1042	C1043	G1044	A1045	A1046	G1047	U1048	U1049	C1050	G1051	C1052	C1053	A1054	G1055	G1056	A1057	G1058	U1059	U1060	U1061	G1062	G1063	G1064	U1065	U1066																																																																																																																																																																																																																																																																																																																																																																																																																																																																																																																																																																																																																																																																																																																																																											
U1141	U1142	A1142A	G1151	G1152	G1153	G1154	U1165	U1166	U1167	U1168	U1169	G1173	A1174	U1175	U1176	A1177	C1178	C1179	C1180	G1183	U1184	C1185	G1186	G1187	U1188	A1189	G1190	G1195	C1201	C1202	G1203	A1204	G1205	G1206	U1210	U1211	A1214	A1220	G1224	G1225	G1226	A1227	G1238	G1239	U1240	A1241	G1244	G1245																																																																																																																																																																																																																																																																																																																																																																																																																																																																																																																																																																																																																																																																																																																																																																											
A1246	A1247	G1248	A1253	G1256	C1257	U1262	U1263	G1264	A1265	G1266	U1267	A1268	A1269	C1270	A1271	A1272	A1275	A1276	G1277	G1278	C1279	G1285	A1286	A1287	U1288	C1289	U1290	C																																																																																																																																																																																																																																																																																																																																																																																																																																																																																																																																																																																																																																																																																																																																																																																															



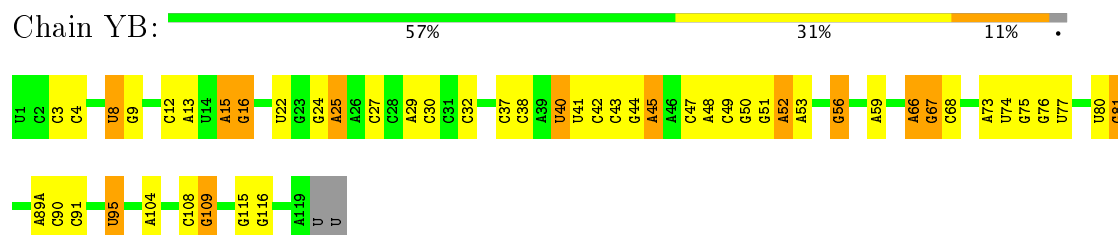
G2148	G1850	G1764	G1653	A1545	G1466	G1368	A1269	A1174	A1086	C1013	A926	G945
U2150	G1858	C1771	A1654	A1545A	C1467	U1372	C1270	U1175	G1087	C1016	G932	C946
G2151	G1968	C1772	C1656	C1546	C1468	U1372	A1271	A1177	G1088	G1017	G933	U947
G2153	U1864	A1773	C1657	C1551	G1470	A1379	U1273	C1179	U1089	G1018	A938	G948
G2154	G1869	U1778	C1658	C1554	A1471	A1384	A1274	G1179	U1090	U1019	G938	A949
G2155	C1870	U1779	U1659	A1554	A1472	G1385	A1275	C1180	G1092	A1020	G938	G955
U2156	A1871	U1779	U1659	A1554	G1473	C1386	A1278	C1185	G1093	A1021	A941	C856
G2157	A1872	U1780	A1665	A1558	C1476	C1386	A1278	C1185	U1094	G1022	G942	C857
A2158	G1878	C1781	G1666	G1559	A1477	G1389	A1287	G1186	A1095	G1023	U943	U858
G2159	A1981	G1782	G1667	A1559	G1478	U1390	U1287	G1187	A1096	G1024	G944	G959
G2160	G1883	A1783	A1668	A1566	G1479	U1391	C1291	U1188	U1097	G1025	A945	U860
G2161	G1883	A1784	A1668	A1567	G1480	A1392	C1291	U1189	U1097	U1026	G946	A861
G2162	A1884	A1785	G1674	A1567	U1482	A1393	U1300	G1190	C1100	A1027	G952	G862
C2163	U1991	A1786	A1677	G1568	U1483	U1393	A1301	U1101	U1011	G1030	A953	G864
C2164	A1889	A1787	A1677	G1569	G1484	U1394	A1302	G1195	A1102	G1030	G954	G864
G2165	U1993	C1788	G1678	A1569	G1485	C1403	G1303	G1201	A1103	U1033	G955	G965
G2166	G1896	A1789	U1679	C1577	G1485	U1403	G1303	G1202	U1105	G1034	G956	A866
U2167	U1690	U1790	U1680	U1578	A1486	C1407	G1309	G1203	G1106	U1035	A957	U871
G2168	G1889	A1791	U1680	A1579	A1487	C1408	G1310	A1204	U1109	G1036	U958	U877
A2169	C1902	U1794	C1684	A1580	A1490	C1411	U1312	U1205	A959	C1043	A960	A878
C2170	G1906	C1795	U1688	G1581	G1491	C1411	U1312	G1206	A960	C1043	A960	A878
U2011	G1906	U1796	U1688	C1585	G1492	G1416	U1313	A1210	A1111	A1044	C961	G881
U2016	A1913	C1797	A1689	A1586	C1493	C1417	U1316	U1211	U1112	A1045	C964	G882
U2017	C1914	U1798	U1689	A1587	A1494	G1418	A1317	G1212	U1113	A1046	G964	G883
A2020	U1915	G1799	U1693	C1588	A1495	G1419	C1318	G1212	U1114	G1047	U969	G884
C2021	A1916	A1801	C1694	C1589	A1496	U1420	G1319	G1217	G1122	C1049	C970	C885
U2022	U1917	A1802	G1695	U1590	U1497	U1421	G1320	G1217	A1050	A1050	C886	C886
G2023	A1918	A1803	A1698	C1592	A1507	G1421	A1321	A1220	U1130	A1054	G974	A887
G2024	C1920	C1804	G1699	G1593	A1508	A1427	A1321	C1221	G1131	G1054	C974A	C888
C2025	A1920	U1805	A1701	G1594	C1509	C1428	G1328	C1225	G1135	G1055	G975	C888
C2026	C1924	A1810	A1717	G1595	A1510	G1429	U1329	G1225	G1136	G1056	A980	A890
A2030	G1929	G1811	G1717	C1598	G1512	A1434	A1331	G1230	G1137	G1058	A980	C892
A2031	G1930	A1812	G1718	A1603	C1513	U1438	G1332	G1231	G1138	G1059	A983	C893
G2032	U1931	G1814	G1725	A1603	U1514	A1439	G1338	G1236	G1139	U1060	A984	A896
A2033	A1932	A1815	C1728	C1607	C1515	G1440	G1338	A1237	U1142	G1061	C985	C897
U2034	G1933	G1816	U1729	A1608	U1520	G1441	U1341	G1238	U1142	G1062	A988	C898
A1936	A1936	U1818	G1731	A1610	G1521	G1442	A1342	G1238	A142A	G1063	A988	A900
A1937	A1937	A1819	A1732	A1610	G1522	A1444A	C1345	A1247	U1066	U1066	A990	A901
A1938	U1939	U1820	G1733	A1614	A1528	C1445	C1345	A1247	U1067	A1067	C991	A901
U1939	U1939	G1826	C1734	A1614	A1529	C1445	C1345	A1247	U1067	A1067	C991	A901
C1947	C1947	G1826	C1734	A1614	A1529	C1445	C1345	A1247	U1067	A1067	C991	A901
G1950	G1950	U1829	G1743	G1622	C1532	G1448	A1348	G1250	G1150	G1068	C992	G906
U1951	U1951	U1833	G1750	G1622	C1533	G1449A	U1352	G1251	G1151	A1069	C993	U907
A1952	A1952	U1834	A1754	U1639	G1534	U1454	A1354	G1256	G1152	A1070	C994	A910
A1953	A1953	G1835	C1754	C1640	C1535	G1455	A1354	G1257	G1153	G1071	A996	A910
G1954	G1954	A1755	A1755	A1641	C1537	C1458	A1358	G1258	G1154	C1075	G1003	C914
U1955	U1955	G1756	G1642	G1642	G1538	C1459	A1360	U1263	U1165	C1076	G1004	C915
U1956	U1956	G1756	G1642	G1642	G1538	A1460	A1361	U1264	U1166	C1077	C1005	G916
U1963	U1963	A1759	G1647	G1647	U1541	G1461	G1361	G1264	C1166	C1081	C1006	A917
G1964	G1964	A1762	C1648	C1648	A1542	C1464	A1365	A1265	G1169	U1082	A1009	U922
G1965	G1965	G1763	A1652	A1652	A1543	C1464	A1365	U1267	G1170	U1083	A1010	C923
					C1544	G1465		A1268	G1173	A1084	U1012	C924
A1986	C1967				C1467							
G1968	G1968				C1468							
A1969	A1969				C1469							
U1970	U1864				G1470							
G2088	G1869				A1471							
U2089	C1870				A1472							
A1972	A1871				G1473							
G1980	A1872											
A1981	G1878											
C1982	A1981											
G1983	G1883											
G1989	G1883											
C1990	A1884											
U1991	A1991											
G1992	A1992											
U1993	U1993											
G1996	C1996											
G2002	G2002											
G2003	G2003											
U2011	U2011											
U2016	U2016											
U2017	U2017											
A2020	A2020											
C2021	C2021											
U2022	U2022											
G2023	G2023											
A2024	A2024											
C2043	C2043											
A2051	A2051											
G2052	G2052											
G2053	G2053											
A2054	A2054											
G2055	G2055											
G2056	G2056											
A2059	A2059											
A2060	A2060											
G2061	G2061											
U2062	U2062											
C2063	C2063											
U2068	U2068											
G2147	G2147											
G2148	G2148											



• Molecule 26: 5S rRNA

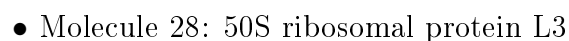


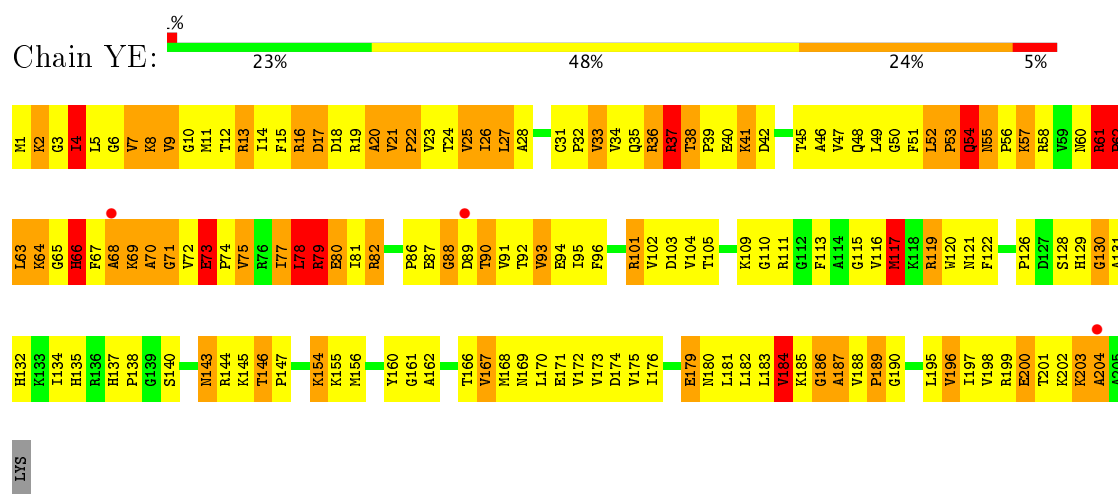
• Molecule 26: 5S rRNA



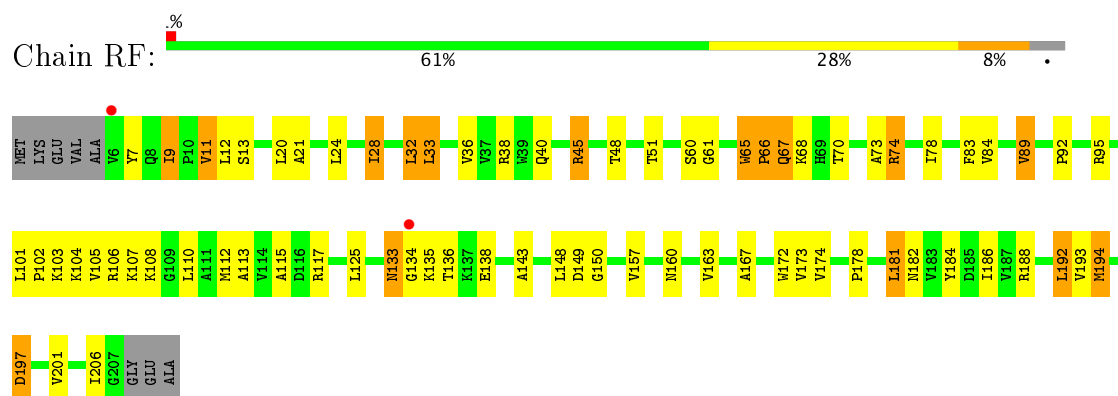
• Molecule 27: 50S ribosomal protein L2



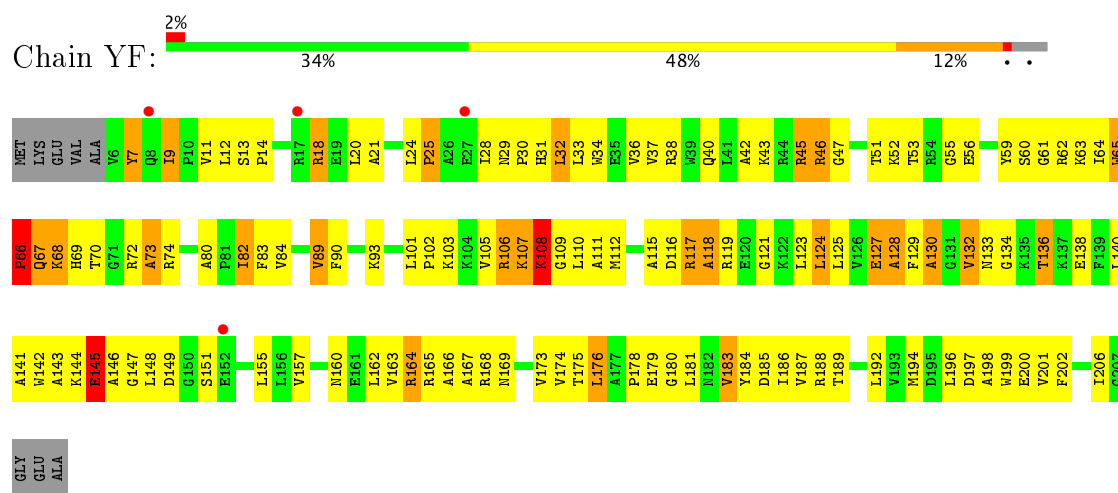




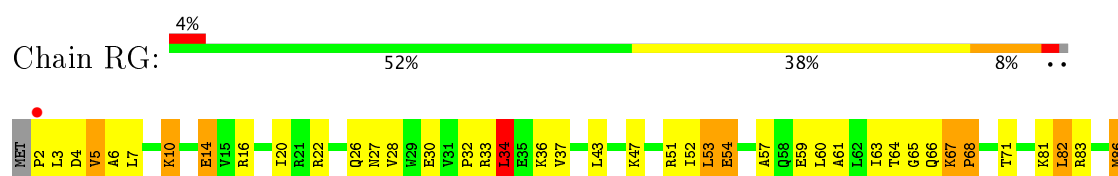
- Molecule 29: 50S ribosomal protein L4

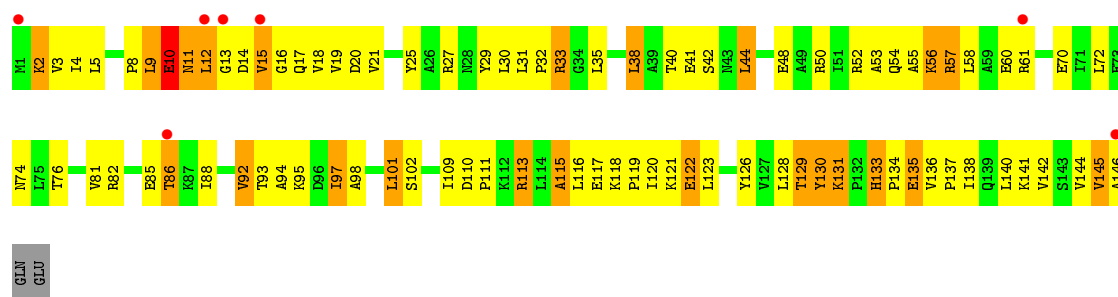


- Molecule 29: 50S ribosomal protein L4

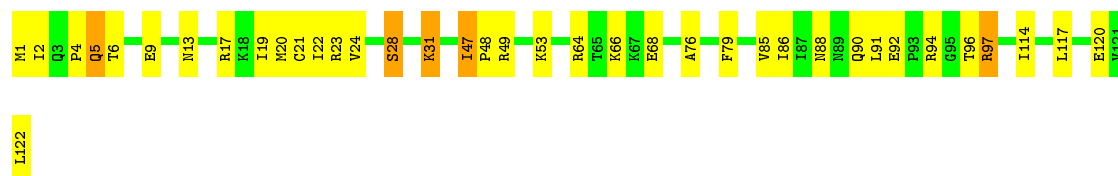


- Molecule 30: 50S ribosomal protein L5



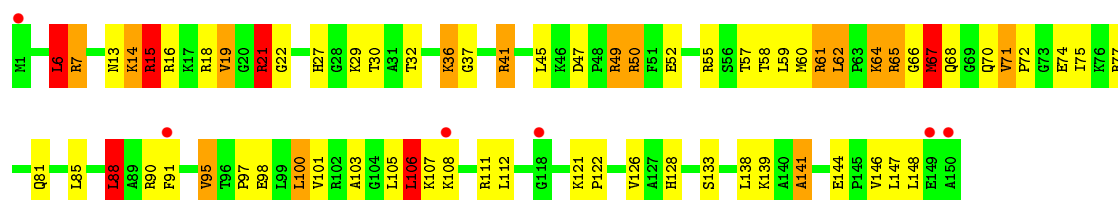


Chain YO:  69% 27% .



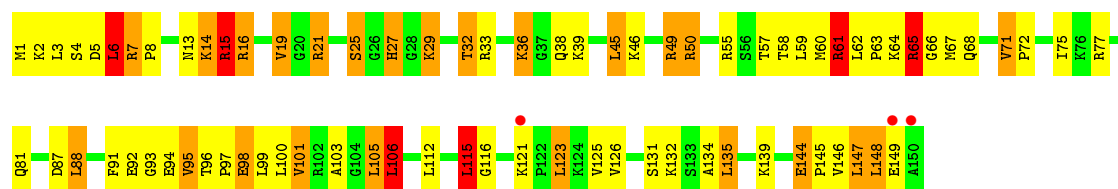
• Molecule 35: 50S ribosomal protein L15

Chain RP:  4% 54% 32% 10% .



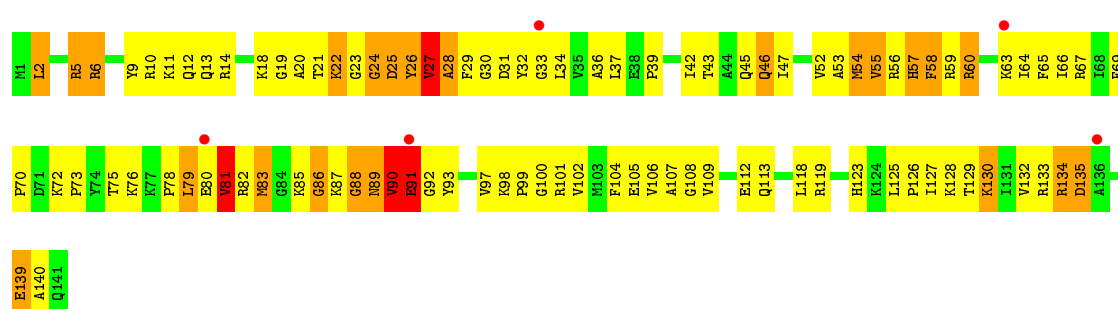
• Molecule 35: 50S ribosomal protein L15

Chain YP:  2% 48% 32% 16% .




• Molecule 36: 50S ribosomal protein L16

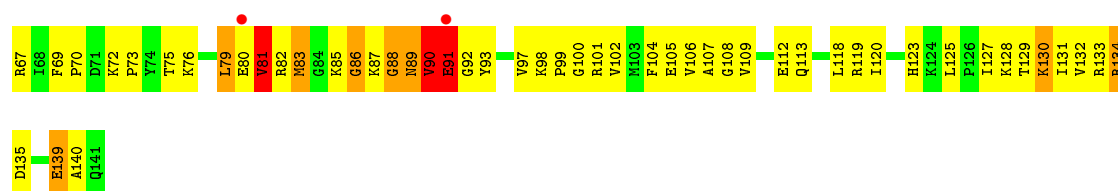
Chain RQ:  4% 30% 50% 16% .



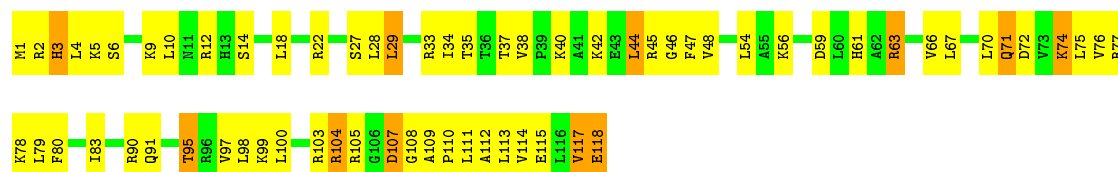
• Molecule 36: 50S ribosomal protein L16

Chain YQ:  .% 29% 50% 18% .

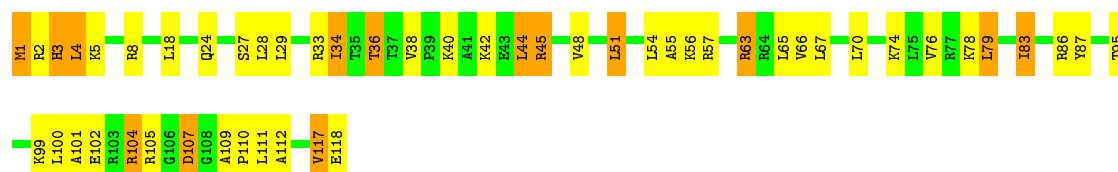




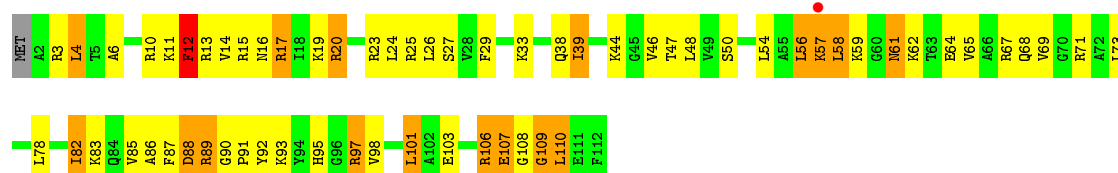
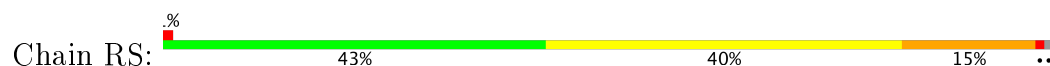
- Molecule 37: 50S ribosomal protein L17



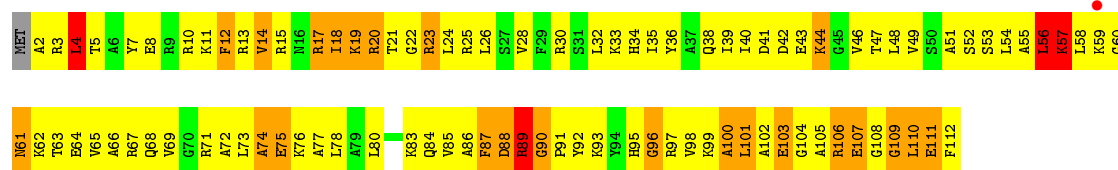
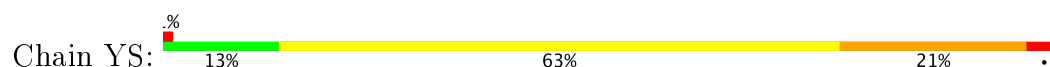
- Molecule 37: 50S ribosomal protein L17



- Molecule 38: 50S ribosomal protein L18

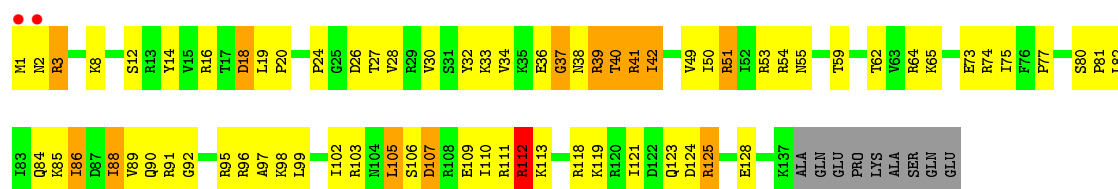


- Molecule 38: 50S ribosomal protein L18

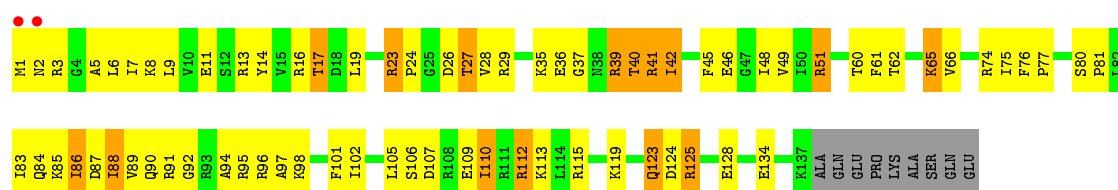
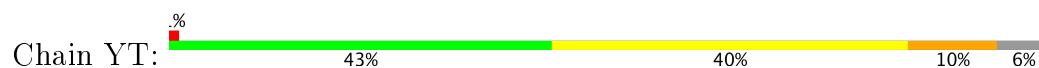


- Molecule 39: 50S ribosomal protein L19

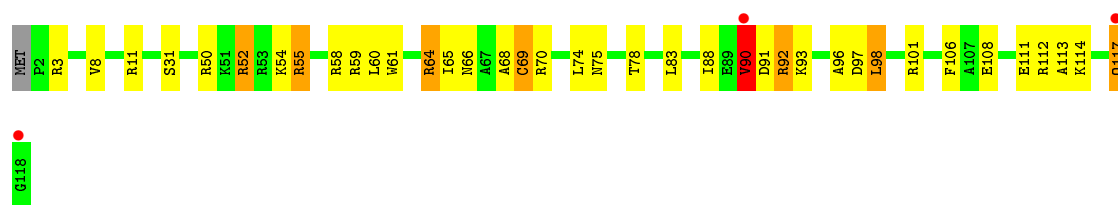




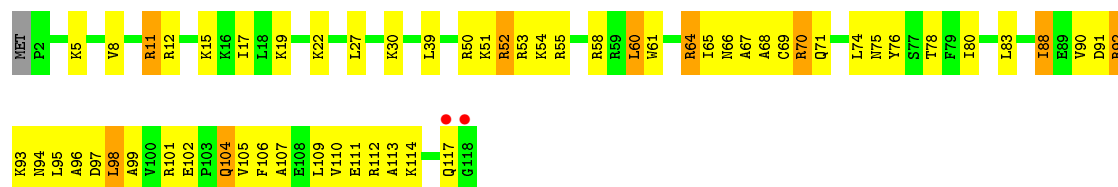
• Molecule 39: 50S ribosomal protein L19



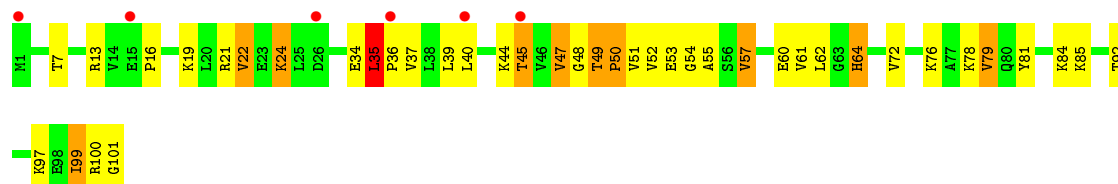
• Molecule 40: 50S ribosomal protein L20



• Molecule 40: 50S ribosomal protein L20



• Molecule 41: 50S ribosomal protein L21

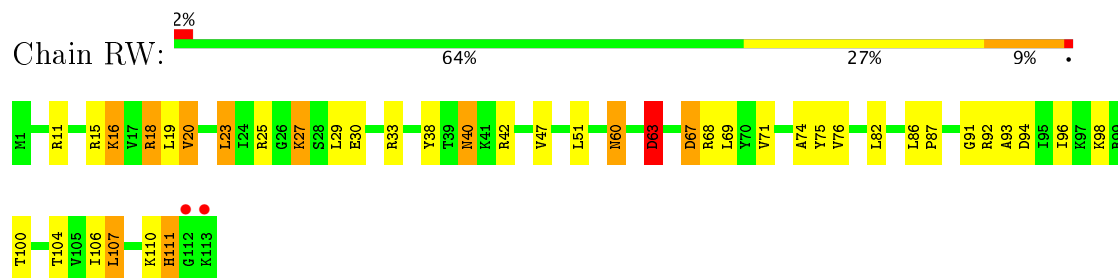


• Molecule 41: 50S ribosomal protein L21

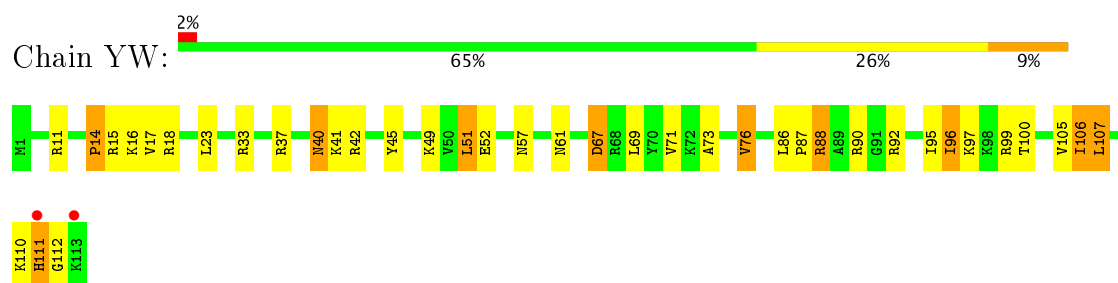




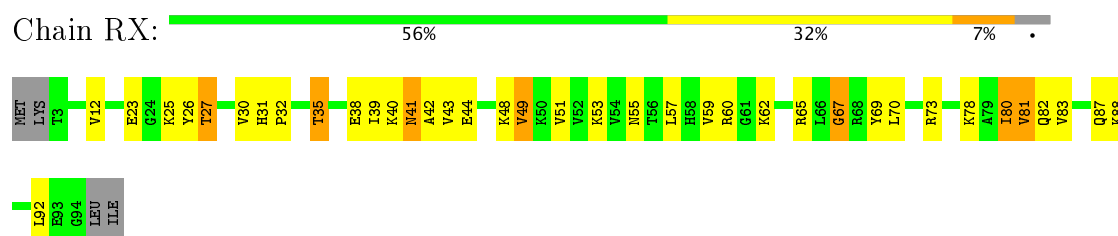
• Molecule 42: 50S ribosomal protein L22




• Molecule 42: 50S ribosomal protein L22



• Molecule 43: 50S ribosomal protein L23

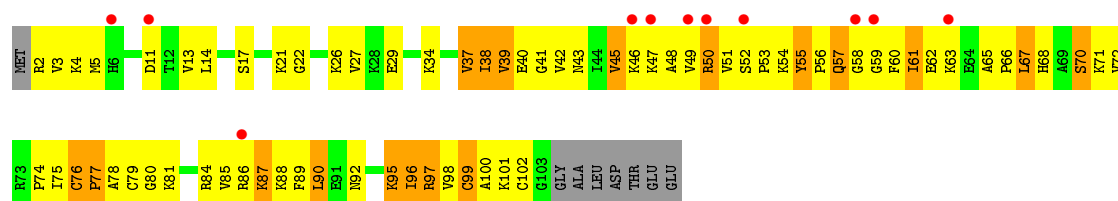


• Molecule 43: 50S ribosomal protein L23

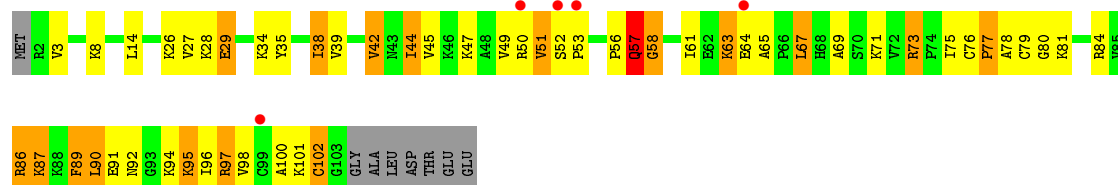


• Molecule 44: 50S ribosomal protein L24

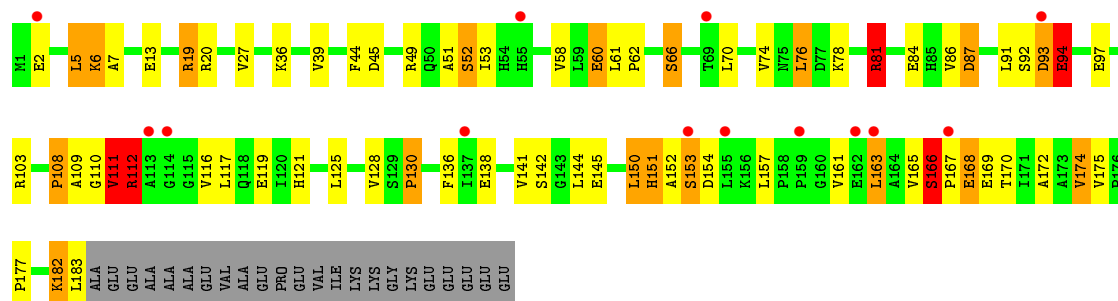




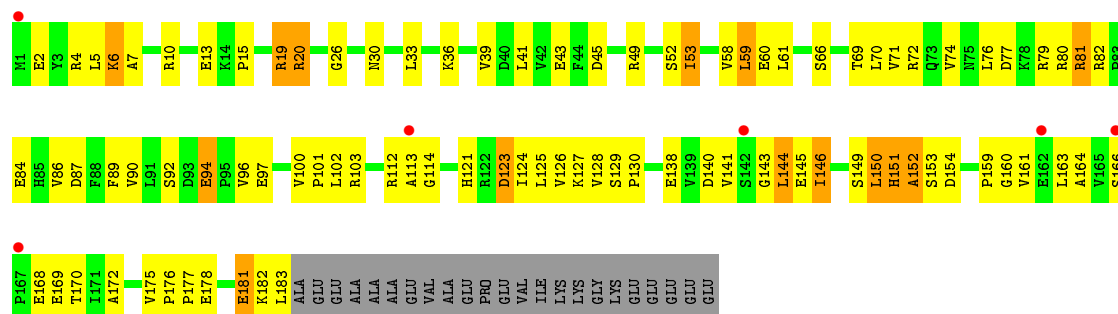
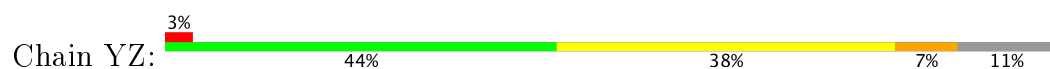
• Molecule 44: 50S ribosomal protein L24



• Molecule 45: 50S ribosomal protein L25




• Molecule 45: 50S ribosomal protein L25




• Molecule 46: 50S ribosomal protein L27



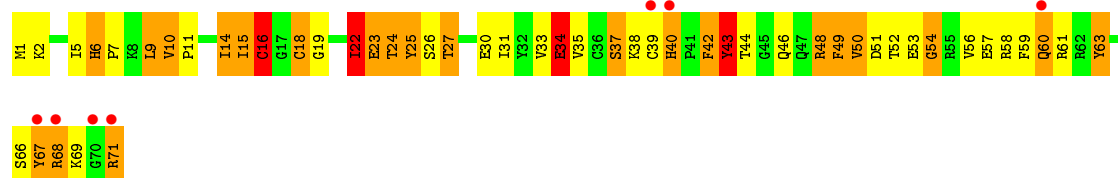
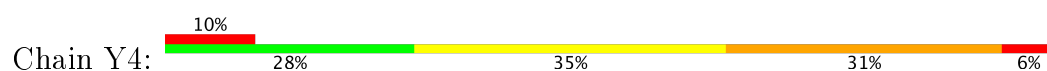
- Chain Y3: 



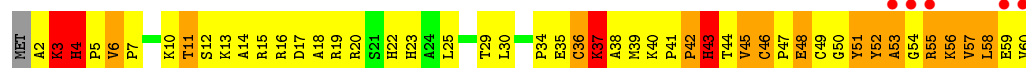
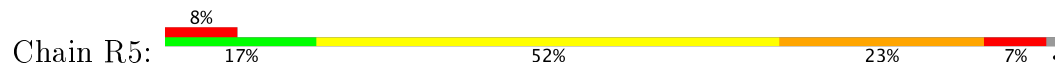
- Molecule 50: 50S ribosomal protein L31



- Molecule 50: 50S ribosomal protein L31



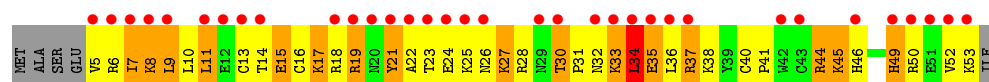
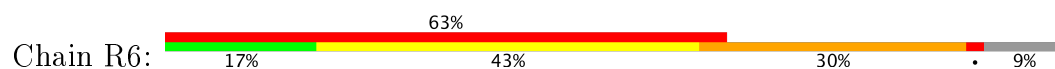
- Molecule 51: 50S ribosomal protein L32



- Molecule 51: 50S ribosomal protein L32

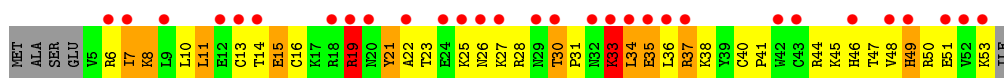


- Molecule 52: 50S ribosomal protein L33



- Molecule 52: 50S ribosomal protein L33






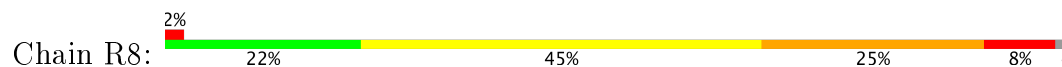
- Molecule 53: 50S ribosomal protein L34




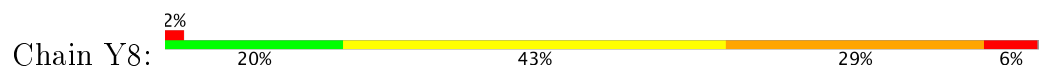
- Molecule 53: 50S ribosomal protein L34



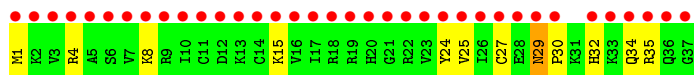
- Molecule 54: 50S ribosomal protein L35



- Molecule 54: 50S ribosomal protein L35



- Molecule 55: 50S ribosomal protein L36



- Molecule 55: 50S ribosomal protein L36




- Molecule 56: CC-Puro

Chain Z5:  33% 33% 33%

 C74 C75 PPU

- Molecule 56: CC-Puro

Chain Z6:  33% 33% 33%

 C74 C75 PPU

4 Data and refinement statistics

Property	Value	Source
Space group	P 21 21 21	Depositor
Cell constants a, b, c, α , β , γ	208.98Å 448.71Å 621.01Å 90.00° 90.00° 90.00°	Depositor
Resolution (Å)	68.59 – 3.60 68.59 – 3.40	Depositor EDS
% Data completeness (in resolution range)	98.2 (68.59-3.60) 98.4 (68.59-3.40)	Depositor EDS
R_{merge}	0.26	Depositor
R_{sym}	(Not available)	Depositor
$\langle I/\sigma(I) \rangle$ ¹	1.46 (at 3.41Å)	Xtriage
Refinement program	PHENIX (phenix.refine: 1.8.3_1479)	Depositor
R, R_{free}	0.207 , 0.252 0.208 , 0.252	Depositor DCC
R_{free} test set	29743 reflections (4.53%)	DCC
Wilson B-factor (Å ²)	80.8	Xtriage
Anisotropy	0.237	Xtriage
Bulk solvent k_{sol} (e/Å ³), B_{sol} (Å ²)	0.29 , 82.3	EDS
L-test for twinning ²	$\langle L \rangle = 0.42$, $\langle L^2 \rangle = 0.24$	Xtriage
Estimated twinning fraction	No twinning to report.	Xtriage
F_o, F_c correlation	0.91	EDS
Total number of atoms	292311	wwPDB-VP
Average B, all atoms (Å ²)	83.0	wwPDB-VP

Xtriage's analysis on translational NCS is as follows: *The largest off-origin peak in the Patterson function is 1.70% of the height of the origin peak. No significant pseudotranslation is detected.*

¹Intensities estimated from amplitudes.

²Theoretical values of $\langle |L| \rangle$, $\langle L^2 \rangle$ for acentric reflections are 0.5, 0.333 respectively for untwinned datasets, and 0.375, 0.2 for perfectly twinned datasets.

5 Model quality ⓘ

5.1 Standard geometry ⓘ

Bond lengths and bond angles in the following residue types are not validated in this section: ZN, MG, PAR, PPU

The Z score for a bond length (or angle) is the number of standard deviations the observed value is removed from the expected value. A bond length (or angle) with $|Z| > 5$ is considered an outlier worth inspection. RMSZ is the root-mean-square of all Z scores of the bond lengths (or angles).

Mol	Chain	Bond lengths		Bond angles	
		RMSZ	# $ Z > 5$	RMSZ	# $ Z > 5$
1	QA	0.42	0/36097	0.97	58/56339 (0.1%)
1	XA	0.45	0/36101	0.99	55/56346 (0.1%)
2	QB	0.31	0/1959	0.52	0/2642
2	XB	0.32	0/1959	0.54	0/2642
3	QC	0.32	0/1629	0.54	0/2195
3	XC	0.36	0/1629	0.56	0/2195
4	QD	0.26	0/1733	0.45	0/2318
4	XD	0.40	0/1733	0.59	0/2318
5	QE	0.39	1/1171 (0.1%)	0.61	1/1576 (0.1%)
5	XE	0.42	1/1171 (0.1%)	0.61	1/1576 (0.1%)
6	QF	0.38	0/856	0.55	0/1154
6	XF	0.39	0/856	0.58	0/1154
7	QG	0.33	0/1276	0.50	0/1709
7	XG	0.34	0/1276	0.51	0/1709
8	QH	0.34	0/1136	0.55	0/1527
8	XH	0.38	0/1136	0.58	0/1527
9	QI	0.31	0/1029	0.55	0/1379
9	XI	0.34	0/1029	0.58	0/1379
10	QJ	0.36	0/814	0.63	2/1095 (0.2%)
10	XJ	0.39	1/814 (0.1%)	0.63	1/1095 (0.1%)
11	QK	0.38	0/900	0.59	1/1213 (0.1%)
11	XK	0.39	0/900	0.58	0/1213
12	QL	0.49	1/991 (0.1%)	0.80	1/1327 (0.1%)
12	XL	0.49	0/991	0.83	3/1327 (0.2%)
13	QM	0.32	0/974	0.58	0/1303
13	XM	0.36	0/974	0.62	0/1303
14	QN	0.37	0/501	0.62	0/664
14	XN	0.42	0/501	0.66	0/664
15	QO	0.35	0/745	0.54	0/992
15	XO	0.39	0/745	0.54	0/992
16	QP	0.36	0/721	0.57	0/970
16	XP	0.35	0/721	0.57	0/970

Mol	Chain	Bond lengths		Bond angles	
		RMSZ	# Z >5	RMSZ	# Z >5
17	QQ	0.35	0/847	0.54	0/1131
17	XQ	0.35	0/847	0.54	0/1131
18	QR	0.35	0/579	0.64	1/768 (0.1%)
18	XR	0.37	0/579	0.59	0/768
19	QS	0.33	0/689	0.61	0/926
19	XS	0.38	0/689	0.69	1/926 (0.1%)
20	QT	0.36	0/765	0.64	0/1007
20	XT	0.37	1/765 (0.1%)	0.62	0/1007
21	QU	0.30	0/221	0.54	0/288
21	XU	0.31	0/221	0.61	0/288
22	QV	0.39	1/1836 (0.1%)	0.83	0/2859
22	XV	0.40	1/1836 (0.1%)	0.83	0/2859
23	QX	0.46	0/246	0.98	0/381
23	XX	0.81	0/246	1.23	2/381 (0.5%)
24	QY	0.35	0/358	0.83	0/556
24	XY	0.59	0/384	1.00	0/597
25	RA	0.39	0/69521	0.91	73/108529 (0.1%)
25	YA	0.42	4/69521 (0.0%)	0.93	99/108529 (0.1%)
26	RB	0.38	0/2878	0.98	9/4490 (0.2%)
26	YB	0.41	0/2878	1.03	15/4490 (0.3%)
27	RD	0.51	0/2165	0.70	0/2919
27	YD	0.56	0/2165	0.90	4/2919 (0.1%)
28	RE	0.52	0/1601	0.91	2/2160 (0.1%)
28	YE	0.52	0/1601	0.91	2/2160 (0.1%)
29	RF	0.30	0/1620	0.48	0/2194
29	YF	0.50	0/1620	0.76	0/2194
30	RG	0.31	0/1499	0.57	1/2016 (0.0%)
30	YG	0.40	0/1499	0.60	0/2016
31	RH	0.45	0/1332	0.85	3/1802 (0.2%)
31	YH	0.45	0/1332	0.85	3/1802 (0.2%)
32	RI	0.27	0/1151	0.55	0/1558
32	YI	0.33	1/1151 (0.1%)	0.56	0/1558
33	RN	0.41	0/1131	0.62	0/1525
33	YN	0.43	0/1131	0.63	0/1525
34	RO	0.41	0/943	0.62	1/1269 (0.1%)
34	YO	0.49	0/943	0.65	0/1269
35	RP	0.28	0/1162	0.60	1/1544 (0.1%)
35	YP	0.32	0/1162	0.64	0/1544
36	RQ	0.54	0/1143	0.91	3/1527 (0.2%)
36	YQ	0.54	0/1143	0.89	3/1527 (0.2%)
37	RR	0.42	0/982	0.69	0/1312
37	YR	0.44	0/982	0.73	0/1312
38	RS	0.36	0/892	0.64	0/1187

Mol	Chain	Bond lengths		Bond angles	
		RMSZ	# Z >5	RMSZ	# Z >5
38	YS	0.46	0/892	0.83	1/1187 (0.1%)
39	RT	0.42	0/1155	0.63	0/1542
39	YT	0.43	0/1155	0.66	0/1542
40	RU	0.39	0/982	0.65	0/1306
40	YU	0.51	0/982	0.70	0/1306
41	RV	0.38	0/790	0.61	1/1057 (0.1%)
41	YV	0.45	0/790	0.73	1/1057 (0.1%)
42	RW	0.49	0/911	0.67	0/1220
42	YW	0.45	0/911	0.68	0/1220
43	RX	0.47	0/739	0.62	0/993
43	YX	0.48	0/739	0.65	0/993
44	RY	0.44	0/798	0.68	0/1064
44	YY	0.46	0/798	0.69	0/1064
45	RZ	0.29	0/1493	0.52	0/2026
45	YZ	0.29	0/1493	0.55	0/2026
46	R0	0.46	0/657	0.67	0/874
46	Y0	0.48	0/657	0.69	0/874
47	R1	0.44	0/770	0.66	0/1022
47	Y1	0.46	0/770	0.69	0/1022
48	R2	0.38	0/583	0.63	0/771
48	Y2	0.50	0/583	0.89	2/771 (0.3%)
49	R3	0.35	0/474	0.57	0/635
49	Y3	0.41	0/474	0.59	0/635
50	R4	0.39	0/594	0.78	1/795 (0.1%)
50	Y4	0.37	0/594	0.68	0/795
51	R5	0.51	0/473	0.74	0/639
51	Y5	0.49	0/468	0.72	0/632
52	R6	0.35	0/431	0.69	0/575
52	Y6	0.37	0/431	0.67	0/575
53	R7	0.49	0/438	0.67	0/575
53	Y7	0.56	0/438	0.71	0/575
54	R8	0.63	0/525	0.94	1/691 (0.1%)
54	Y8	0.62	0/525	0.93	1/691 (0.1%)
55	R9	0.26	0/310	0.45	0/407
55	Y9	0.32	0/310	0.48	0/407
56	Z5	0.78	0/40	1.81	1/60 (1.7%)
56	Z6	0.78	0/40	1.79	1/60 (1.7%)
All	All	0.41	12/316537 (0.0%)	0.88	356/473247 (0.1%)

The worst 5 of 12 bond length outliers are listed below:

Continued on next page...

Continued from previous page...

Mol	Chain	Res	Type	Atoms	Z	Observed(Å)	Ideal(Å)
22	QV	0	C	OP3-P	-10.57	1.48	1.61
22	XV	0	C	OP3-P	-10.53	1.48	1.61
32	YI	145	VAL	C-N	5.83	1.47	1.34
25	YA	1142(A)	A	N9-C4	-5.66	1.34	1.37
25	YA	1021	A	N9-C4	-5.60	1.34	1.37

The worst 5 of 356 bond angle outliers are listed below:

Mol	Chain	Res	Type	Atoms	Z	Observed(°)	Ideal(°)
1	QA	1495	U	N1-C2-O2	10.26	129.99	122.80
28	YE	21	VAL	C-N-CD	-10.10	98.38	120.60
28	RE	21	VAL	C-N-CD	-10.08	98.42	120.60
26	YB	81	G	C5-C6-O6	-9.56	122.86	128.60
1	XA	1495	U	N1-C2-O2	9.41	129.39	122.80

There are no chirality outliers.

There are no planarity outliers.

5.2 Too-close contacts ⓘ

In the following table, the Non-H and H(model) columns list the number of non-hydrogen atoms and hydrogen atoms in the chain respectively. The H(added) column lists the number of hydrogen atoms added and optimized by MolProbity. The Clashes column lists the number of clashes within the asymmetric unit, whereas Symm-Clashes lists symmetry related clashes.

Mol	Chain	Non-H	H(model)	H(added)	Clashes	Symm-Clashes
1	QA	32246	0	16278	532	0
1	XA	32249	0	16279	520	0
2	QB	1924	0	1975	62	0
2	XB	1924	0	1975	83	0
3	QC	1605	0	1668	51	0
3	XC	1605	0	1668	61	0
4	QD	1703	0	1764	57	0
4	XD	1703	0	1764	49	0
5	QE	1155	0	1213	61	0
5	XE	1155	0	1213	58	0
6	QF	843	0	857	17	0
6	XF	843	0	857	21	0
7	QG	1257	0	1296	35	0

Continued on next page...

Continued from previous page...

Mol	Chain	Non-H	H(model)	H(added)	Clashes	Symm-Clashes
7	XG	1257	0	1296	23	0
8	QH	1116	0	1177	40	0
8	XH	1116	0	1177	30	0
9	QI	1010	0	1037	33	0
9	XI	1010	0	1037	49	0
10	QJ	801	0	849	66	0
10	XJ	801	0	849	62	0
11	QK	885	0	904	26	0
11	XK	885	0	904	28	0
12	QL	975	0	1062	97	0
12	XL	975	0	1062	96	0
13	QM	964	0	1034	51	0
13	XM	964	0	1034	42	0
14	QN	492	0	529	23	0
14	XN	492	0	529	22	0
15	QO	734	0	771	20	0
15	XO	734	0	771	17	0
16	QP	705	0	725	14	0
16	XP	705	0	725	23	0
17	QQ	834	0	904	26	0
17	XQ	834	0	904	20	0
18	QR	574	0	644	10	0
18	XR	574	0	644	20	0
19	QS	674	0	699	68	0
19	XS	674	0	699	43	0
20	QT	763	0	860	34	0
20	XT	763	0	861	52	0
21	QU	217	0	234	10	0
21	XU	217	0	234	5	0
22	QV	1644	0	836	20	0
22	XV	1644	0	836	17	0
23	QX	220	0	109	1	0
23	XX	220	0	109	3	0
24	QY	321	0	162	2	0
24	XY	344	0	173	7	0
25	RA	62071	0	31291	907	0
25	YA	62071	0	31291	924	0
26	RB	2573	0	1306	41	0
26	YB	2573	0	1306	47	0
27	RD	2115	0	2195	97	0
27	YD	2115	0	2195	333	0
28	RE	1568	0	1634	291	0

Continued on next page...

Continued from previous page...

Mol	Chain	Non-H	H(model)	H(added)	Clashes	Symm-Clashes
28	YE	1568	0	1634	288	0
29	RF	1585	0	1632	53	0
29	YF	1585	0	1632	182	0
30	RG	1474	0	1535	110	0
30	YG	1474	0	1535	62	0
31	RH	1307	0	1382	227	0
31	YH	1307	0	1382	229	0
32	RI	1136	0	1223	73	0
32	YI	1136	0	1223	47	0
33	RN	1104	0	1180	42	0
33	YN	1104	0	1180	57	0
34	RO	933	0	996	21	0
34	YO	933	0	996	26	0
35	RP	1145	0	1228	69	0
35	YP	1145	0	1228	83	0
36	RQ	1122	0	1179	169	0
36	YQ	1122	0	1179	180	0
37	RR	968	0	1033	45	0
37	YR	968	0	1033	34	0
38	RS	882	0	943	47	0
38	YS	882	0	943	165	0
39	RT	1141	0	1202	64	0
39	YT	1141	0	1202	58	0
40	RU	964	0	1022	30	0
40	YU	964	0	1022	55	0
41	RV	779	0	852	19	0
41	YV	779	0	852	48	0
42	RW	900	0	964	23	0
42	YW	900	0	964	24	0
43	RX	725	0	778	28	0
43	YX	725	0	778	20	0
44	RY	785	0	878	53	0
44	YY	785	0	878	40	0
45	RZ	1461	0	1493	43	0
45	YZ	1461	0	1493	61	0
46	R0	648	0	672	29	0
46	Y0	648	0	672	40	0
47	R1	763	0	848	25	0
47	Y1	763	0	848	31	0
48	R2	581	0	629	16	0
48	Y2	581	0	629	75	0
49	R3	469	0	518	8	0

Continued on next page...

Continued from previous page...

Mol	Chain	Non-H	H(model)	H(added)	Clashes	Symm-Clashes
49	Y3	469	0	518	13	0
50	R4	581	0	575	200	0
50	Y4	581	0	577	62	0
51	R5	459	0	480	92	0
51	Y5	454	0	475	39	0
52	R6	424	0	450	32	0
52	Y6	424	0	450	33	0
53	R7	430	0	480	18	0
53	Y7	430	0	480	19	0
54	R8	517	0	582	121	0
54	Y8	517	0	582	123	0
55	R9	307	0	338	10	0
55	Y9	307	0	338	10	0
56	Z5	37	0	23	0	0
56	Z6	37	0	23	0	0
57	QA	96	0	0	0	0
57	QE	1	0	0	0	0
57	QF	1	0	0	0	0
57	QV	4	0	0	0	0
57	QX	2	0	0	0	0
57	QY	1	0	0	0	0
57	R0	1	0	0	0	0
57	R1	1	0	0	0	0
57	R5	1	0	0	0	0
57	R8	1	0	0	0	0
57	RA	308	0	0	0	0
57	RB	5	0	0	0	0
57	RD	1	0	0	0	0
57	RE	1	0	0	0	0
57	RR	1	0	0	0	0
57	XA	114	0	0	0	0
57	XF	1	0	0	0	0
57	XV	3	0	0	0	0
57	XX	2	0	0	0	0
57	Y0	3	0	0	0	0
57	Y5	1	0	0	0	0
57	Y7	1	0	0	0	0
57	YA	335	0	0	0	0
57	YB	4	0	0	0	0
57	YD	1	0	0	0	0
57	YE	1	0	0	0	0
57	YP	2	0	0	0	0

Continued on next page...

Continued from previous page...

Mol	Chain	Non-H	H(model)	H(added)	Clashes	Symm-Clashes
57	YR	2	0	0	0	0
57	YU	1	0	0	0	0
58	QA	42	0	45	3	0
58	XA	42	0	45	1	0
59	QD	1	0	0	0	0
59	QN	1	0	0	0	0
59	XD	1	0	0	0	0
59	XN	1	0	0	0	0
60	Z5	37	0	28	8	0
60	Z6	37	0	28	11	0
All	All	292311	0	198412	7881	0

The all-atom clashscore is defined as the number of clashes found per 1000 atoms (including hydrogen atoms). The all-atom clashscore for this structure is 16.

The worst 5 of 7881 close contacts within the same asymmetric unit are listed below, sorted by their clash magnitude.

Atom-1	Atom-2	Interatomic distance (Å)	Clash overlap (Å)
31:RH:127:GLU:CG	31:RH:128:PRO:HD3	1.35	1.53
31:YH:127:GLU:CG	31:YH:128:PRO:HD3	1.36	1.52
30:RG:3:LEU:HD11	50:R4:25:TYR:CE1	1.65	1.29
51:Y5:49:CYS:SG	51:Y5:60:VAL:HG12	1.75	1.26
32:RI:144:VAL:O	32:RI:145:VAL:HG12	1.31	1.24

There are no symmetry-related clashes.

5.3 Torsion angles [i](#)

5.3.1 Protein backbone [i](#)

In the following table, the Percentiles column shows the percent Ramachandran outliers of the chain as a percentile score with respect to all X-ray entries followed by that with respect to entries of similar resolution.

The Analysed column shows the number of residues for which the backbone conformation was analysed, and the total number of residues.

Mol	Chain	Analysed	Favoured	Allowed	Outliers	Percentiles	
2	QB	235/256 (92%)	173 (74%)	46 (20%)	16 (7%)	1	19
2	XB	235/256 (92%)	178 (76%)	42 (18%)	15 (6%)	1	21

Continued on next page...

Continued from previous page...

Mol	Chain	Analysed	Favoured	Allowed	Outliers	Percentiles	
3	QC	203/239 (85%)	163 (80%)	34 (17%)	6 (3%)	5	40
3	XC	203/239 (85%)	172 (85%)	28 (14%)	3 (2%)	12	55
4	QD	206/209 (99%)	186 (90%)	17 (8%)	3 (2%)	12	55
4	XD	206/209 (99%)	176 (85%)	25 (12%)	5 (2%)	7	45
5	QE	149/162 (92%)	137 (92%)	8 (5%)	4 (3%)	6	42
5	XE	149/162 (92%)	134 (90%)	12 (8%)	3 (2%)	9	49
6	QF	99/101 (98%)	95 (96%)	4 (4%)	0	100	100
6	XF	99/101 (98%)	94 (95%)	5 (5%)	0	100	100
7	QG	153/156 (98%)	135 (88%)	16 (10%)	2 (1%)	14	57
7	XG	153/156 (98%)	138 (90%)	13 (8%)	2 (1%)	14	57
8	QH	136/138 (99%)	121 (89%)	14 (10%)	1 (1%)	25	68
8	XH	136/138 (99%)	120 (88%)	12 (9%)	4 (3%)	5	41
9	QI	125/128 (98%)	103 (82%)	17 (14%)	5 (4%)	3	32
9	XI	125/128 (98%)	97 (78%)	24 (19%)	4 (3%)	5	38
10	QJ	97/105 (92%)	77 (79%)	16 (16%)	4 (4%)	3	32
10	XJ	97/105 (92%)	79 (81%)	13 (13%)	5 (5%)	2	25
11	QK	117/129 (91%)	101 (86%)	14 (12%)	2 (2%)	11	52
11	XK	117/129 (91%)	101 (86%)	14 (12%)	2 (2%)	11	52
12	QL	123/132 (93%)	85 (69%)	24 (20%)	14 (11%)	0	8
12	XL	123/132 (93%)	85 (69%)	24 (20%)	14 (11%)	0	8
13	QM	119/126 (94%)	95 (80%)	15 (13%)	9 (8%)	1	15
13	XM	119/126 (94%)	94 (79%)	16 (13%)	9 (8%)	1	15
14	QN	58/61 (95%)	50 (86%)	4 (7%)	4 (7%)	1	19
14	XN	58/61 (95%)	46 (79%)	6 (10%)	6 (10%)	0	10
15	QO	86/89 (97%)	80 (93%)	5 (6%)	1 (1%)	15	59
15	XO	86/89 (97%)	80 (93%)	4 (5%)	2 (2%)	7	46
16	QP	82/88 (93%)	73 (89%)	8 (10%)	1 (1%)	15	59
16	XP	82/88 (93%)	72 (88%)	9 (11%)	1 (1%)	15	59
17	QQ	98/105 (93%)	91 (93%)	5 (5%)	2 (2%)	9	49
17	XQ	98/105 (93%)	88 (90%)	10 (10%)	0	100	100
18	QR	68/88 (77%)	56 (82%)	9 (13%)	3 (4%)	3	30

Continued on next page...

Continued from previous page...

Mol	Chain	Analysed	Favoured	Allowed	Outliers	Percentiles	
18	XR	68/88 (77%)	61 (90%)	6 (9%)	1 (2%)	12	55
19	QS	82/93 (88%)	55 (67%)	16 (20%)	11 (13%)	0	5
19	XS	82/93 (88%)	54 (66%)	18 (22%)	10 (12%)	0	7
20	QT	97/106 (92%)	76 (78%)	15 (16%)	6 (6%)	2	22
20	XT	97/106 (92%)	75 (77%)	16 (16%)	6 (6%)	2	22
21	QU	23/27 (85%)	19 (83%)	3 (13%)	1 (4%)	3	30
21	XU	23/27 (85%)	18 (78%)	4 (17%)	1 (4%)	3	30
27	RD	270/276 (98%)	226 (84%)	32 (12%)	12 (4%)	3	30
27	YD	270/276 (98%)	204 (76%)	47 (17%)	19 (7%)	1	18
28	RE	203/206 (98%)	120 (59%)	41 (20%)	42 (21%)	0	2
28	YE	203/206 (98%)	120 (59%)	41 (20%)	42 (21%)	0	2
29	RF	200/210 (95%)	181 (90%)	13 (6%)	6 (3%)	5	40
29	YF	200/210 (95%)	143 (72%)	37 (18%)	20 (10%)	1	10
30	RG	179/182 (98%)	139 (78%)	25 (14%)	15 (8%)	1	13
30	YG	179/182 (98%)	142 (79%)	25 (14%)	12 (7%)	1	20
31	RH	168/180 (93%)	94 (56%)	36 (21%)	38 (23%)	0	1
31	YH	168/180 (93%)	94 (56%)	36 (21%)	38 (23%)	0	1
32	RI	144/148 (97%)	109 (76%)	24 (17%)	11 (8%)	1	15
32	YI	144/148 (97%)	108 (75%)	23 (16%)	13 (9%)	1	12
33	RN	136/140 (97%)	104 (76%)	20 (15%)	12 (9%)	1	12
33	YN	136/140 (97%)	107 (79%)	16 (12%)	13 (10%)	1	11
34	RO	120/122 (98%)	109 (91%)	9 (8%)	2 (2%)	11	52
34	YO	120/122 (98%)	108 (90%)	10 (8%)	2 (2%)	11	52
35	RP	148/150 (99%)	109 (74%)	26 (18%)	13 (9%)	1	12
35	YP	148/150 (99%)	101 (68%)	35 (24%)	12 (8%)	1	14
36	RQ	139/141 (99%)	95 (68%)	30 (22%)	14 (10%)	1	10
36	YQ	139/141 (99%)	97 (70%)	28 (20%)	14 (10%)	1	10
37	RR	116/118 (98%)	106 (91%)	5 (4%)	5 (4%)	3	30
37	YR	116/118 (98%)	99 (85%)	11 (10%)	6 (5%)	2	25
38	RS	109/112 (97%)	76 (70%)	22 (20%)	11 (10%)	1	10
38	YS	109/112 (97%)	62 (57%)	29 (27%)	18 (16%)	0	4

Continued on next page...

Continued from previous page...

Mol	Chain	Analysed	Favoured	Allowed	Outliers	Percentiles	
39	RT	135/146 (92%)	107 (79%)	16 (12%)	12 (9%)	1	12
39	YT	135/146 (92%)	108 (80%)	17 (13%)	10 (7%)	1	16
40	RU	115/118 (98%)	102 (89%)	9 (8%)	4 (4%)	4	37
40	YU	115/118 (98%)	102 (89%)	11 (10%)	2 (2%)	11	52
41	RV	99/101 (98%)	82 (83%)	11 (11%)	6 (6%)	2	22
41	YV	99/101 (98%)	79 (80%)	12 (12%)	8 (8%)	1	14
42	RW	111/113 (98%)	99 (89%)	8 (7%)	4 (4%)	4	36
42	YW	111/113 (98%)	100 (90%)	9 (8%)	2 (2%)	10	51
43	RX	90/96 (94%)	77 (86%)	11 (12%)	2 (2%)	8	47
43	YX	90/96 (94%)	82 (91%)	6 (7%)	2 (2%)	8	47
44	RY	100/110 (91%)	71 (71%)	13 (13%)	16 (16%)	0	4
44	YY	100/110 (91%)	70 (70%)	18 (18%)	12 (12%)	0	7
45	RZ	181/206 (88%)	127 (70%)	34 (19%)	20 (11%)	0	8
45	YZ	181/206 (88%)	135 (75%)	28 (16%)	18 (10%)	1	10
46	R0	80/85 (94%)	66 (82%)	13 (16%)	1 (1%)	14	57
46	Y0	80/85 (94%)	73 (91%)	7 (9%)	0	100	100
47	R1	95/98 (97%)	75 (79%)	11 (12%)	9 (10%)	1	11
47	Y1	95/98 (97%)	72 (76%)	17 (18%)	6 (6%)	1	21
48	R2	67/72 (93%)	54 (81%)	9 (13%)	4 (6%)	2	22
48	Y2	67/72 (93%)	46 (69%)	13 (19%)	8 (12%)	0	7
49	R3	57/60 (95%)	52 (91%)	3 (5%)	2 (4%)	4	37
49	Y3	57/60 (95%)	52 (91%)	4 (7%)	1 (2%)	10	51
50	R4	69/71 (97%)	22 (32%)	21 (30%)	26 (38%)	0	0
50	Y4	69/71 (97%)	35 (51%)	15 (22%)	19 (28%)	0	0
51	R5	57/60 (95%)	33 (58%)	9 (16%)	15 (26%)	0	0
51	Y5	56/60 (93%)	46 (82%)	8 (14%)	2 (4%)	4	36
52	R6	47/54 (87%)	23 (49%)	13 (28%)	11 (23%)	0	1
52	Y6	47/54 (87%)	22 (47%)	17 (36%)	8 (17%)	0	3
53	R7	47/49 (96%)	45 (96%)	1 (2%)	1 (2%)	8	48
53	Y7	47/49 (96%)	43 (92%)	3 (6%)	1 (2%)	8	48
54	R8	62/65 (95%)	36 (58%)	14 (23%)	12 (19%)	0	2

Continued on next page...

Continued from previous page...

Mol	Chain	Analysed	Favoured	Allowed	Outliers	Percentiles	
54	Y8	62/65 (95%)	36 (58%)	15 (24%)	11 (18%)	0	3
55	R9	35/37 (95%)	35 (100%)	0	0	100	100
55	Y9	35/37 (95%)	31 (89%)	4 (11%)	0	100	100
All	All	11469/12128 (95%)	9024 (79%)	1612 (14%)	833 (7%)	1	17

5 of 833 Ramachandran outliers are listed below:

Mol	Chain	Res	Type
2	QB	236	TYR
3	QC	12	LEU
3	QC	190	ARG
4	QD	33	MET
12	QL	18	VAL

5.3.2 Protein sidechains ⓘ

In the following table, the Percentiles column shows the percent sidechain outliers of the chain as a percentile score with respect to all X-ray entries followed by that with respect to entries of similar resolution.

The Analysed column shows the number of residues for which the sidechain conformation was analysed, and the total number of residues.

Mol	Chain	Analysed	Rotameric	Outliers	Percentiles	
2	QB	205/220 (93%)	172 (84%)	33 (16%)	3	19
2	XB	205/220 (93%)	180 (88%)	25 (12%)	6	31
3	QC	159/188 (85%)	144 (91%)	15 (9%)	10	44
3	XC	159/188 (85%)	145 (91%)	14 (9%)	12	47
4	QD	180/181 (99%)	161 (89%)	19 (11%)	8	38
4	XD	180/181 (99%)	154 (86%)	26 (14%)	4	25
5	QE	116/123 (94%)	103 (89%)	13 (11%)	7	36
5	XE	116/123 (94%)	104 (90%)	12 (10%)	8	40
6	QF	90/90 (100%)	78 (87%)	12 (13%)	4	28
6	XF	90/90 (100%)	82 (91%)	8 (9%)	11	46
7	QG	126/127 (99%)	114 (90%)	12 (10%)	10	44
7	XG	126/127 (99%)	114 (90%)	12 (10%)	10	44
8	QH	119/119 (100%)	109 (92%)	10 (8%)	13	49

Continued on next page...

Continued from previous page...

Mol	Chain	Analysed	Rotameric	Outliers	Percentiles	
8	XH	119/119 (100%)	106 (89%)	13 (11%)	7	37
9	QI	98/99 (99%)	81 (83%)	17 (17%)	2	15
9	XI	98/99 (99%)	80 (82%)	18 (18%)	2	12
10	QJ	89/92 (97%)	79 (89%)	10 (11%)	7	36
10	XJ	89/92 (97%)	75 (84%)	14 (16%)	3	21
11	QK	90/99 (91%)	81 (90%)	9 (10%)	9	41
11	XK	90/99 (91%)	81 (90%)	9 (10%)	9	41
12	QL	104/109 (95%)	90 (86%)	14 (14%)	4	28
12	XL	104/109 (95%)	89 (86%)	15 (14%)	4	25
13	QM	97/101 (96%)	73 (75%)	24 (25%)	1	5
13	XM	97/101 (96%)	78 (80%)	19 (20%)	1	11
14	QN	49/50 (98%)	40 (82%)	9 (18%)	2	12
14	XN	49/50 (98%)	42 (86%)	7 (14%)	4	26
15	QO	79/80 (99%)	72 (91%)	7 (9%)	11	46
15	XO	79/80 (99%)	69 (87%)	10 (13%)	5	30
16	QP	72/74 (97%)	63 (88%)	9 (12%)	5	31
16	XP	72/74 (97%)	64 (89%)	8 (11%)	7	37
17	QQ	95/97 (98%)	87 (92%)	8 (8%)	13	49
17	XQ	95/97 (98%)	89 (94%)	6 (6%)	21	60
18	QR	61/77 (79%)	50 (82%)	11 (18%)	2	13
18	XR	61/77 (79%)	52 (85%)	9 (15%)	3	24
19	QS	73/80 (91%)	59 (81%)	14 (19%)	1	11
19	XS	73/80 (91%)	57 (78%)	16 (22%)	1	7
20	QT	76/82 (93%)	67 (88%)	9 (12%)	6	33
20	XT	76/82 (93%)	67 (88%)	9 (12%)	6	33
21	QU	20/22 (91%)	20 (100%)	0	100	100
21	XU	20/22 (91%)	19 (95%)	1 (5%)	28	66
27	RD	214/218 (98%)	175 (82%)	39 (18%)	2	13
27	YD	214/218 (98%)	177 (83%)	37 (17%)	2	15
28	RE	165/166 (99%)	127 (77%)	38 (23%)	1	7
28	YE	165/166 (99%)	127 (77%)	38 (23%)	1	7

Continued on next page...

Continued from previous page...

Mol	Chain	Analysed	Rotameric	Outliers	Percentiles	
29	RF	161/166 (97%)	142 (88%)	19 (12%)	6	33
29	YF	161/166 (97%)	140 (87%)	21 (13%)	5	29
30	RG	155/156 (99%)	134 (86%)	21 (14%)	4	28
30	YG	155/156 (99%)	133 (86%)	22 (14%)	4	26
31	RH	142/148 (96%)	114 (80%)	28 (20%)	1	10
31	YH	142/148 (96%)	114 (80%)	28 (20%)	1	10
32	RI	122/124 (98%)	100 (82%)	22 (18%)	2	13
32	YI	122/124 (98%)	97 (80%)	25 (20%)	1	10
33	RN	117/119 (98%)	97 (83%)	20 (17%)	2	16
33	YN	117/119 (98%)	95 (81%)	22 (19%)	2	12
34	RO	100/100 (100%)	90 (90%)	10 (10%)	9	41
34	YO	100/100 (100%)	88 (88%)	12 (12%)	6	32
35	RP	116/116 (100%)	86 (74%)	30 (26%)	0	5
35	YP	116/116 (100%)	79 (68%)	37 (32%)	0	2
36	RQ	111/111 (100%)	93 (84%)	18 (16%)	3	19
36	YQ	111/111 (100%)	92 (83%)	19 (17%)	2	16
37	RR	101/101 (100%)	83 (82%)	18 (18%)	2	14
37	YR	101/101 (100%)	81 (80%)	20 (20%)	1	10
38	RS	87/88 (99%)	69 (79%)	18 (21%)	1	9
38	YS	87/88 (99%)	74 (85%)	13 (15%)	3	23
39	RT	120/127 (94%)	102 (85%)	18 (15%)	3	23
39	YT	120/127 (94%)	99 (82%)	21 (18%)	2	15
40	RU	93/94 (99%)	79 (85%)	14 (15%)	3	23
40	YU	93/94 (99%)	77 (83%)	16 (17%)	2	16
41	RV	82/82 (100%)	66 (80%)	16 (20%)	1	11
41	YV	82/82 (100%)	67 (82%)	15 (18%)	2	12
42	RW	92/92 (100%)	73 (79%)	19 (21%)	1	9
42	YW	92/92 (100%)	76 (83%)	16 (17%)	2	15
43	RX	74/78 (95%)	64 (86%)	10 (14%)	4	28
43	YX	74/78 (95%)	60 (81%)	14 (19%)	2	11
44	RY	85/91 (93%)	63 (74%)	22 (26%)	0	5

Continued on next page...

Continued from previous page...

Mol	Chain	Analysed	Rotameric	Outliers	Percentiles	
44	YY	85/91 (93%)	64 (75%)	21 (25%)	1	5
45	RZ	162/179 (90%)	138 (85%)	24 (15%)	3	24
45	YZ	162/179 (90%)	145 (90%)	17 (10%)	8	39
46	R0	65/67 (97%)	60 (92%)	5 (8%)	15	52
46	Y0	65/67 (97%)	59 (91%)	6 (9%)	11	45
47	R1	82/83 (99%)	73 (89%)	9 (11%)	7	37
47	Y1	82/83 (99%)	70 (85%)	12 (15%)	3	24
48	R2	64/67 (96%)	55 (86%)	9 (14%)	4	26
48	Y2	64/67 (96%)	57 (89%)	7 (11%)	7	37
49	R3	51/52 (98%)	45 (88%)	6 (12%)	6	33
49	Y3	51/52 (98%)	43 (84%)	8 (16%)	3	21
50	R4	63/63 (100%)	46 (73%)	17 (27%)	0	4
50	Y4	63/63 (100%)	44 (70%)	19 (30%)	0	3
51	R5	51/52 (98%)	39 (76%)	12 (24%)	1	6
51	Y5	51/52 (98%)	39 (76%)	12 (24%)	1	6
52	R6	48/52 (92%)	35 (73%)	13 (27%)	0	4
52	Y6	48/52 (92%)	38 (79%)	10 (21%)	1	9
53	R7	42/42 (100%)	34 (81%)	8 (19%)	2	11
53	Y7	42/42 (100%)	35 (83%)	7 (17%)	2	17
54	R8	54/55 (98%)	39 (72%)	15 (28%)	0	3
54	Y8	54/55 (98%)	38 (70%)	16 (30%)	0	3
55	R9	34/34 (100%)	32 (94%)	2 (6%)	23	62
55	Y9	34/34 (100%)	32 (94%)	2 (6%)	23	62
All	All	9702/10066 (96%)	8183 (84%)	1519 (16%)	3	21

5 of 1519 residues with a non-rotameric sidechain are listed below:

Mol	Chain	Res	Type
49	R3	56	VAL
7	XG	137	LYS
45	YZ	2	GLU
51	R5	6	VAL
2	XB	163	PHE

Some sidechains can be flipped to improve hydrogen bonding and reduce clashes. 5 of 26 such sidechains are listed below:

Mol	Chain	Res	Type
50	R4	6	HIS
2	XB	212	GLN
31	YH	147	ASN
55	R9	29	ASN
55	R9	32	HIS

5.3.3 RNA ⓘ

Mol	Chain	Analysed	Backbone Outliers	Pucker Outliers
1	QA	1498/1522 (98%)	277 (18%)	43 (2%)
1	XA	1498/1522 (98%)	293 (19%)	37 (2%)
22	QV	76/77 (98%)	19 (25%)	1 (1%)
22	XV	76/77 (98%)	14 (18%)	1 (1%)
23	QX	9/25 (36%)	1 (11%)	0
23	XX	9/25 (36%)	0	0
24	QY	14/17 (82%)	2 (14%)	0
24	XY	15/17 (88%)	1 (6%)	0
25	RA	2879/2915 (98%)	587 (20%)	58 (2%)
25	YA	2879/2915 (98%)	596 (20%)	52 (1%)
26	RB	119/122 (97%)	15 (12%)	2 (1%)
26	YB	119/122 (97%)	21 (17%)	1 (0%)
56	Z5	1/3 (33%)	0	0
56	Z6	1/3 (33%)	0	0
All	All	9193/9362 (98%)	1826 (19%)	195 (2%)

5 of 1826 RNA backbone outliers are listed below:

Mol	Chain	Res	Type
1	QA	6	G
1	QA	9	G
1	QA	32	A
1	QA	39	G
1	QA	47	C

5 of 195 RNA pucker outliers are listed below:

Mol	Chain	Res	Type
25	RA	2060	A
1	XA	115	G
25	YA	1819	A

Continued on next page...

Continued from previous page...

Mol	Chain	Res	Type
25	RA	2405	G
25	RA	2776	A

5.4 Non-standard residues in protein, DNA, RNA chains [i](#)

There are no non-standard protein/DNA/RNA residues in this entry.

5.5 Carbohydrates [i](#)

There are no carbohydrates in this entry.

5.6 Ligand geometry [i](#)

Of 904 ligands modelled in this entry, 900 are monoatomic - leaving 4 for Mogul analysis.

In the following table, the Counts columns list the number of bonds (or angles) for which Mogul statistics could be retrieved, the number of bonds (or angles) that are observed in the model and the number of bonds (or angles) that are defined in the Chemical Component Dictionary. The Link column lists molecule types, if any, to which the group is linked. The Z score for a bond length (or angle) is the number of standard deviations the observed value is removed from the expected value. A bond length (or angle) with $|Z| > 2$ is considered an outlier worth inspection. RMSZ is the root-mean-square of all Z scores of the bond lengths (or angles).

Mol	Type	Chain	Res	Link	Bond lengths			Bond angles		
					Counts	RMSZ	# Z > 2	Counts	RMSZ	# Z > 2
58	PAR	QA	1696	-	45,45,45	1.46	9 (20%)	60,67,67	1.31	6 (10%)
58	PAR	XA	1715	-	45,45,45	1.47	7 (15%)	60,67,67	1.27	5 (8%)
60	PPU	Z5	101	56	31,40,41	2.57	6 (19%)	34,57,60	2.56	6 (17%)
60	PPU	Z6	101	56	31,40,41	2.57	6 (19%)	34,57,60	2.55	6 (17%)

In the following table, the Chirals column lists the number of chiral outliers, the number of chiral centers analysed, the number of these observed in the model and the number defined in the Chemical Component Dictionary. Similar counts are reported in the Torsion and Rings columns. '-' means no outliers of that kind were identified.

Mol	Type	Chain	Res	Link	Chirals	Torsions	Rings
58	PAR	QA	1696	-	-	0/18/94/94	0/4/4/4
58	PAR	XA	1715	-	-	0/18/94/94	0/4/4/4
60	PPU	Z5	101	56	-	0/21/43/44	0/4/4/4
60	PPU	Z6	101	56	-	0/21/43/44	0/4/4/4

The worst 5 of 28 bond length outliers are listed below:

Mol	Chain	Res	Type	Atoms	Z	Observed(Å)	Ideal(Å)
60	Z5	101	PPU	C9-N6	-5.73	1.32	1.45
60	Z6	101	PPU	C9-N6	-5.71	1.32	1.45
60	Z6	101	PPU	C10-N6	-5.44	1.32	1.45
60	Z5	101	PPU	C10-N6	-5.43	1.32	1.45
60	Z6	101	PPU	C5-N7	-2.03	1.32	1.39

The worst 5 of 23 bond angle outliers are listed below:

Mol	Chain	Res	Type	Atoms	Z	Observed(°)	Ideal(°)
60	Z5	101	PPU	C3'-N3'-C	-8.61	110.22	123.21
60	Z6	101	PPU	C3'-N3'-C	-8.60	110.24	123.21
60	Z5	101	PPU	N3-C2-N1	-8.51	121.45	128.86
60	Z6	101	PPU	N3-C2-N1	-8.47	121.48	128.86
60	Z5	101	PPU	C4'-O4'-C1'	-4.19	105.31	109.77

There are no chirality outliers.

There are no torsion outliers.

There are no ring outliers.

4 monomers are involved in 23 short contacts:

Mol	Chain	Res	Type	Clashes	Symm-Clashes
58	QA	1696	PAR	3	0
58	XA	1715	PAR	1	0
60	Z5	101	PPU	8	0
60	Z6	101	PPU	11	0

5.7 Other polymers [i](#)

There are no such residues in this entry.

5.8 Polymer linkage issues [i](#)

There are no chain breaks in this entry.

6 Fit of model and data ⓘ

6.1 Protein, DNA and RNA chains ⓘ

In the following table, the column labelled ‘#RSRZ> 2’ contains the number (and percentage) of RSRZ outliers, followed by percent RSRZ outliers for the chain as percentile scores relative to all X-ray entries and entries of similar resolution. The OWAB column contains the minimum, median, 95th percentile and maximum values of the occupancy-weighted average B-factor per residue. The column labelled ‘Q< 0.9’ lists the number of (and percentage) of residues with an average occupancy less than 0.9.

Mol	Chain	Analysed	<RSRZ>	#RSRZ>2	OWAB(Å ²)	Q<0.9
1	QA	1500/1522 (98%)	-0.04	11 (0%) 87 78	37, 82, 166, 360	0
1	XA	1500/1522 (98%)	-0.01	8 (0%) 90 84	27, 73, 170, 298	0
2	QB	237/256 (92%)	0.48	15 (6%) 21 15	55, 128, 200, 260	0
2	XB	237/256 (92%)	0.34	7 (2%) 51 37	51, 115, 181, 270	0
3	QC	205/239 (85%)	0.19	3 (1%) 74 61	64, 119, 182, 242	0
3	XC	205/239 (85%)	-0.10	1 (0%) 90 84	45, 87, 134, 188	0
4	QD	208/209 (99%)	-0.15	0 100 100	39, 90, 141, 165	0
4	XD	208/209 (99%)	-0.14	0 100 100	34, 83, 139, 183	0
5	QE	151/162 (93%)	0.02	1 (0%) 87 78	49, 94, 145, 200	0
5	XE	151/162 (93%)	-0.18	0 100 100	39, 76, 128, 177	0
6	QF	101/101 (100%)	-0.25	0 100 100	34, 75, 114, 156	0
6	XF	101/101 (100%)	-0.18	1 (0%) 82 70	30, 77, 132, 236	0
7	QG	155/156 (99%)	0.55	13 (8%) 12 10	55, 111, 167, 291	0
7	XG	155/156 (99%)	0.20	7 (4%) 34 24	52, 101, 154, 205	0
8	QH	138/138 (100%)	-0.01	0 100 100	57, 93, 145, 158	0
8	XH	138/138 (100%)	0.01	0 100 100	44, 83, 126, 144	0
9	QI	127/128 (99%)	0.52	5 (3%) 40 29	62, 122, 183, 230	0
9	XI	127/128 (99%)	0.20	2 (1%) 72 59	39, 114, 166, 213	0
10	QJ	99/105 (94%)	0.67	4 (4%) 39 28	56, 133, 221, 251	0
10	XJ	99/105 (94%)	0.45	2 (2%) 65 51	43, 113, 174, 209	0
11	QK	119/129 (92%)	0.53	9 (7%) 15 11	46, 83, 150, 237	0
11	XK	119/129 (92%)	0.53	5 (4%) 37 26	33, 76, 147, 227	0
12	QL	125/132 (94%)	0.36	5 (4%) 39 28	42, 80, 142, 248	0
12	XL	125/132 (94%)	0.17	3 (2%) 59 45	32, 68, 126, 266	0

Continued on next page...

Continued from previous page...

Mol	Chain	Analysed	<RSRZ>	#RSRZ>2	OWAB(Å ²)	Q<0.9
13	QM	121/126 (96%)	0.40	8 (6%) 19 13	45, 118, 179, 283	0
13	XM	121/126 (96%)	0.14	3 (2%) 58 43	41, 99, 165, 284	0
14	QN	60/61 (98%)	0.29	0 100 100	52, 104, 144, 159	0
14	XN	60/61 (98%)	-0.18	0 100 100	37, 76, 109, 126	0
15	QO	88/89 (98%)	-0.02	0 100 100	36, 84, 136, 178	0
15	XO	88/89 (98%)	-0.08	0 100 100	41, 76, 120, 130	0
16	QP	84/88 (95%)	0.23	2 (2%) 59 45	43, 78, 129, 174	0
16	XP	84/88 (95%)	0.39	2 (2%) 59 45	53, 89, 138, 202	0
17	QQ	100/105 (95%)	0.16	0 100 100	51, 90, 130, 190	0
17	XQ	100/105 (95%)	0.12	0 100 100	49, 85, 127, 173	0
18	QR	70/88 (79%)	0.11	2 (2%) 52 38	43, 82, 138, 172	0
18	XR	70/88 (79%)	0.17	1 (1%) 75 62	35, 79, 124, 157	0
19	QS	84/93 (90%)	0.60	5 (5%) 23 16	70, 127, 178, 246	0
19	XS	84/93 (90%)	0.55	2 (2%) 59 45	63, 106, 161, 228	0
20	QT	99/106 (93%)	0.44	4 (4%) 39 28	56, 98, 150, 177	0
20	XT	99/106 (93%)	0.60	8 (8%) 13 10	61, 110, 169, 201	0
21	QU	25/27 (92%)	0.41	1 (4%) 39 28	62, 110, 148, 166	0
21	XU	25/27 (92%)	0.29	1 (4%) 39 28	54, 90, 124, 164	0
22	QV	77/77 (100%)	0.24	1 (1%) 77 64	41, 95, 162, 189	0
22	XV	77/77 (100%)	0.22	1 (1%) 77 64	35, 87, 125, 169	0
23	QX	11/25 (44%)	0.48	1 (9%) 10 7	55, 79, 176, 213	0
23	XX	11/25 (44%)	0.52	1 (9%) 10 7	41, 59, 161, 175	0
24	QY	15/17 (88%)	0.41	0 100 100	62, 89, 153, 156	0
24	XY	16/17 (94%)	0.32	0 100 100	57, 85, 152, 154	0
25	RA	2882/2915 (98%)	0.09	117 (4%) 38 27	24, 60, 218, 384	0
25	YA	2882/2915 (98%)	0.03	106 (3%) 42 31	19, 51, 215, 471	0
26	RB	120/122 (98%)	-0.09	0 100 100	69, 96, 130, 160	0
26	YB	120/122 (98%)	-0.24	0 100 100	50, 73, 106, 142	0
27	RD	272/276 (98%)	-0.24	1 (0%) 92 87	22, 49, 98, 171	0
27	YD	272/276 (98%)	-0.20	1 (0%) 92 87	11, 45, 84, 223	0
28	RE	205/206 (99%)	0.07	4 (1%) 65 51	22, 70, 140, 321	0

Continued on next page...

Continued from previous page...

Mol	Chain	Analysed	<RSRZ>	#RSRZ>2	OWAB(Å ²)	Q<0.9
28	YE	205/206 (99%)	-0.01	3 (1%) 74 61	22, 68, 139, 246	0
29	RF	202/210 (96%)	0.07	2 (0%) 82 70	20, 71, 132, 203	0
29	YF	202/210 (96%)	0.02	4 (1%) 65 51	14, 63, 129, 185	0
30	RG	181/182 (99%)	0.50	7 (3%) 40 29	64, 114, 167, 218	0
30	YG	181/182 (99%)	0.11	3 (1%) 70 57	50, 83, 136, 272	0
31	RH	170/180 (94%)	1.35	39 (22%) 1 1	77, 169, 247, 338	0
31	YH	170/180 (94%)	0.38	2 (1%) 79 66	36, 90, 147, 208	0
32	RI	146/148 (98%)	0.39	7 (4%) 31 22	37, 104, 161, 269	0
32	YI	146/148 (98%)	0.36	6 (4%) 38 27	26, 102, 156, 181	0
33	RN	138/140 (98%)	0.14	2 (1%) 75 62	38, 75, 133, 194	0
33	YN	138/140 (98%)	-0.02	0 100 100	36, 70, 124, 180	0
34	RO	122/122 (100%)	0.04	0 100 100	28, 65, 109, 146	0
34	YO	122/122 (100%)	-0.02	0 100 100	17, 51, 86, 108	0
35	RP	150/150 (100%)	0.36	6 (4%) 39 28	19, 79, 151, 264	0
35	YP	150/150 (100%)	0.08	3 (2%) 65 51	15, 68, 135, 202	0
36	RQ	141/141 (100%)	0.44	5 (3%) 44 32	43, 88, 145, 228	0
36	YQ	141/141 (100%)	0.04	2 (1%) 75 62	18, 63, 121, 227	0
37	RR	118/118 (100%)	-0.06	0 100 100	26, 57, 91, 135	0
37	YR	118/118 (100%)	-0.14	0 100 100	34, 65, 112, 156	0
38	RS	111/112 (99%)	0.23	1 (0%) 84 72	60, 96, 158, 199	0
38	YS	111/112 (99%)	0.12	1 (0%) 84 72	36, 84, 137, 172	0
39	RT	137/146 (93%)	-0.08	2 (1%) 74 61	39, 74, 168, 287	0
39	YT	137/146 (93%)	-0.13	2 (1%) 74 61	29, 71, 152, 217	0
40	RU	117/118 (99%)	0.03	3 (2%) 56 42	23, 68, 138, 196	0
40	YU	117/118 (99%)	-0.09	2 (1%) 70 57	23, 57, 136, 223	0
41	RV	101/101 (100%)	0.49	6 (5%) 23 16	37, 89, 166, 286	0
41	YV	101/101 (100%)	0.15	3 (2%) 51 37	31, 84, 143, 275	0
42	RW	113/113 (100%)	0.15	2 (1%) 69 55	22, 52, 109, 206	0
42	YW	113/113 (100%)	0.02	2 (1%) 69 55	24, 53, 119, 205	0
43	RX	92/96 (95%)	0.05	0 100 100	22, 65, 110, 134	0
43	YX	92/96 (95%)	0.06	0 100 100	15, 53, 95, 119	0

Continued on next page...

Continued from previous page...

Mol	Chain	Analysed	<RSRZ>	#RSRZ>2	OWAB(Å ²)	Q<0.9
44	RY	102/110 (92%)	0.79	11 (10%) 6 6	48, 95, 183, 309	0
44	YY	102/110 (92%)	0.20	5 (4%) 30 21	30, 79, 135, 264	0
45	RZ	183/206 (88%)	0.67	13 (7%) 17 12	65, 123, 209, 310	0
45	YZ	183/206 (88%)	0.45	6 (3%) 47 35	49, 101, 195, 273	0
46	R0	82/85 (96%)	0.15	0 100 100	33, 71, 100, 128	0
46	Y0	82/85 (96%)	0.10	0 100 100	29, 55, 90, 119	0
47	R1	97/98 (98%)	0.29	3 (3%) 49 36	25, 62, 140, 257	0
47	Y1	97/98 (98%)	0.35	4 (4%) 38 27	17, 56, 154, 232	0
48	R2	69/72 (95%)	0.38	1 (1%) 75 62	42, 81, 158, 197	0
48	Y2	69/72 (95%)	0.04	1 (1%) 75 62	30, 64, 139, 181	0
49	R3	59/60 (98%)	0.54	2 (3%) 46 33	45, 86, 134, 177	0
49	Y3	59/60 (98%)	0.35	3 (5%) 29 20	27, 60, 128, 185	0
50	R4	71/71 (100%)	1.37	20 (28%) 1 1	110, 208, 323, 389	0
50	Y4	71/71 (100%)	0.53	7 (9%) 8 7	66, 140, 233, 334	0
51	R5	59/60 (98%)	0.37	5 (8%) 11 9	23, 64, 219, 249	0
51	Y5	58/60 (96%)	0.28	5 (8%) 11 9	27, 71, 208, 261	0
52	R6	49/54 (90%)	2.99	34 (69%) 0 0	110, 164, 240, 272	0
52	Y6	49/54 (90%)	2.62	30 (61%) 0 0	95, 147, 224, 286	0
53	R7	49/49 (100%)	-0.20	2 (4%) 38 27	24, 44, 95, 172	0
53	Y7	49/49 (100%)	-0.31	2 (4%) 38 27	18, 37, 95, 166	0
54	R8	64/65 (98%)	0.18	1 (1%) 72 59	26, 68, 121, 209	0
54	Y8	64/65 (98%)	-0.06	1 (1%) 72 59	27, 58, 128, 223	0
55	R9	37/37 (100%)	5.23	36 (97%) 0 0	96, 171, 236, 316	0
55	Y9	37/37 (100%)	4.41	37 (100%) 0 0	99, 151, 210, 312	0
56	Z5	2/3 (66%)	-0.16	0 100 100	35, 35, 35, 59	0
56	Z6	2/3 (66%)	0.38	0 100 100	32, 32, 32, 42	0
All	All	20880/21490 (97%)	0.15	718 (3%) 46 33	11, 75, 176, 471	0

The worst 5 of 718 RSRZ outliers are listed below:

Mol	Chain	Res	Type	RSRZ
35	RP	149	GLU	14.9
55	R9	11	CYS	12.5

Continued on next page...

Continued from previous page...

Mol	Chain	Res	Type	RSRZ
55	R9	34	GLN	11.1
55	R9	14	CYS	10.8
25	YA	2165	G	9.9

6.2 Non-standard residues in protein, DNA, RNA chains [i](#)

There are no non-standard protein/DNA/RNA residues in this entry.

6.3 Carbohydrates [i](#)

There are no carbohydrates in this entry.

6.4 Ligands [i](#)

In the following table, the Atoms column lists the number of modelled atoms in the group and the number defined in the chemical component dictionary. LLDF column lists the quality of electron density of the group with respect to its neighbouring residues in protein, DNA or RNA chains. The B-factors column lists the minimum, median, 95th percentile and maximum values of B factors of atoms in the group. The column labelled 'Q< 0.9' lists the number of atoms with occupancy less than 0.9.

Mol	Type	Chain	Res	Atoms	RSCC	RSR	LLDF	B-factors(Å ²)	Q<0.9
57	MG	YA	3308	1/1	0.64	0.87	93.47	64,64,64,64	0
57	MG	YA	3034	1/1	0.89	0.48	70.14	10,10,10,10	0
57	MG	QA	1667	1/1	0.91	0.82	47.33	44,44,44,44	0
57	MG	YA	3274	1/1	0.81	0.75	44.32	45,45,45,45	0
57	MG	RA	3306	1/1	0.94	0.87	41.80	75,75,75,75	0
57	MG	RA	3272	1/1	0.91	0.87	34.90	45,45,45,45	0
57	MG	YA	3216	1/1	0.85	0.44	33.30	47,47,47,47	0
57	MG	YA	3106	1/1	0.99	0.42	33.15	1,1,1,1	0
57	MG	XA	1602	1/1	0.96	0.58	32.60	8,8,8,8	0
57	MG	YA	3330	1/1	0.56	0.68	31.41	52,52,52,52	0
57	MG	YA	3166	1/1	0.88	0.57	31.16	36,36,36,36	0
57	MG	RA	3269	1/1	0.78	0.64	30.68	49,49,49,49	0
57	MG	RA	3304	1/1	0.73	0.59	29.93	41,41,41,41	0
57	MG	YA	3031	1/1	0.98	0.61	28.72	15,15,15,15	0
57	MG	QA	1613	1/1	0.97	0.40	27.96	26,26,26,26	0
57	MG	YA	3081	1/1	0.93	0.36	27.02	14,14,14,14	0
57	MG	YA	3181	1/1	0.94	0.36	27.00	15,15,15,15	0
57	MG	RA	3228	1/1	0.94	0.44	26.94	3,3,3,3	0

Continued on next page...

Continued from previous page...

Mol	Type	Chain	Res	Atoms	RSCC	RSR	LLDF	B-factors(\AA^2)	Q<0.9
57	MG	QA	1663	1/1	0.96	0.74	26.11	27,27,27,27	0
57	MG	YA	3256	1/1	0.99	0.38	25.74	13,13,13,13	0
57	MG	YA	3222	1/1	0.94	0.41	25.37	25,25,25,25	0
57	MG	YA	3206	1/1	0.62	0.48	24.76	55,55,55,55	0
57	MG	RA	3034	1/1	0.99	0.40	24.71	3,3,3,3	0
57	MG	RA	3098	1/1	0.98	0.46	23.06	9,9,9,9	0
57	MG	RA	3012	1/1	0.71	0.48	22.96	25,25,25,25	0
57	MG	XA	1620	1/1	0.92	0.58	22.54	22,22,22,22	0
57	MG	YA	3241	1/1	0.98	0.43	22.12	3,3,3,3	0
57	MG	YA	3246	1/1	0.89	0.75	21.23	39,39,39,39	0
57	MG	RA	3264	1/1	0.86	0.81	21.21	72,72,72,72	0
57	MG	YA	3009	1/1	0.96	0.53	21.09	3,3,3,3	0
57	MG	RA	3140	1/1	0.98	0.49	20.96	5,5,5,5	0
57	MG	XA	1689	1/1	0.89	0.53	20.66	21,21,21,21	0
57	MG	RA	3282	1/1	0.85	0.69	20.38	42,42,42,42	0
57	MG	RA	3281	1/1	0.89	0.62	18.81	51,51,51,51	0
57	MG	XA	1643	1/1	0.96	0.34	18.73	43,43,43,43	0
57	MG	RA	3002	1/1	0.98	0.44	17.62	3,3,3,3	0
57	MG	YA	3237	1/1	0.96	0.47	17.47	3,3,3,3	0
57	MG	RA	3302	1/1	0.84	0.77	16.85	50,50,50,50	0
57	MG	YA	3247	1/1	0.97	0.48	16.58	3,3,3,3	0
57	MG	YA	3080	1/1	0.94	0.47	16.28	9,9,9,9	0
57	MG	YA	3098	1/1	0.95	0.55	15.75	12,12,12,12	0
57	MG	YA	3011	1/1	0.98	0.32	15.56	2,2,2,2	0
57	MG	RA	3024	1/1	0.98	0.31	15.40	3,3,3,3	0
57	MG	YA	3013	1/1	0.99	0.36	15.21	4,4,4,4	0
57	MG	YA	3142	1/1	0.61	0.32	15.02	39,39,39,39	0
57	MG	YA	3023	1/1	0.98	0.48	14.69	15,15,15,15	0
57	MG	YA	3314	1/1	0.88	0.45	14.67	47,47,47,47	0
57	MG	YA	3225	1/1	0.74	0.41	14.63	23,23,23,23	0
57	MG	RA	3033	1/1	0.97	0.41	14.39	4,4,4,4	0
57	MG	RA	3062	1/1	0.96	0.44	13.98	1,1,1,1	0
57	MG	RA	3230	1/1	0.85	0.39	13.97	14,14,14,14	0
57	MG	RA	3156	1/1	0.82	0.35	13.75	21,21,21,21	0
57	MG	YA	3177	1/1	0.81	0.52	13.57	20,20,20,20	0
57	MG	XA	1625	1/1	0.93	0.45	13.34	16,16,16,16	0
57	MG	XA	1709	1/1	0.78	0.61	13.33	49,49,49,49	0
57	MG	YA	3061	1/1	0.96	0.30	12.78	4,4,4,4	0
57	MG	RA	3094	1/1	0.97	0.43	12.59	7,7,7,7	0
57	MG	YR	202	1/1	0.80	0.55	12.50	29,29,29,29	0
57	MG	XA	1634	1/1	0.97	0.67	12.47	27,27,27,27	0

Continued on next page...

Continued from previous page...

Mol	Type	Chain	Res	Atoms	RSCC	RSR	LLDF	B-factors(\AA^2)	Q<0.9
57	MG	YA	3189	1/1	0.80	0.41	12.39	27,27,27,27	0
57	MG	YA	3203	1/1	0.54	0.46	12.32	40,40,40,40	0
57	MG	RA	3004	1/1	0.97	0.43	12.10	4,4,4,4	0
57	MG	RA	3049	1/1	0.95	0.44	12.07	7,7,7,7	0
57	MG	YA	3207	1/1	0.86	0.44	12.05	34,34,34,34	0
57	MG	RA	3123	1/1	0.91	0.32	12.04	12,12,12,12	0
57	MG	XA	1653	1/1	0.92	0.34	11.99	26,26,26,26	0
57	MG	YA	3026	1/1	0.98	0.47	11.96	5,5,5,5	0
57	MG	XA	1701	1/1	0.96	0.43	11.71	26,26,26,26	0
57	MG	QA	1612	1/1	0.95	0.43	11.57	22,22,22,22	0
57	MG	QA	1645	1/1	0.87	0.60	11.54	41,41,41,41	0
57	MG	RA	3031	1/1	0.97	0.39	11.39	28,28,28,28	0
57	MG	YA	3118	1/1	0.97	0.31	10.95	19,19,19,19	0
57	MG	RA	3021	1/1	0.98	0.34	10.76	15,15,15,15	0
57	MG	YA	3321	1/1	0.92	0.40	10.71	36,36,36,36	0
57	MG	YA	3200	1/1	0.84	0.33	10.70	33,33,33,33	0
57	MG	RA	3224	1/1	0.96	0.36	10.70	28,28,28,28	0
57	MG	QA	1617	1/1	0.96	0.36	10.68	15,15,15,15	0
57	MG	RA	3119	1/1	0.97	0.34	10.57	18,18,18,18	0
57	MG	RA	3245	1/1	0.96	0.36	10.57	48,48,48,48	0
57	MG	YA	3175	1/1	0.88	0.41	10.54	34,34,34,34	0
57	MG	RA	3009	1/1	0.94	0.34	10.51	37,37,37,37	0
57	MG	RA	3118	1/1	0.91	0.46	10.34	43,43,43,43	0
57	MG	YA	3275	1/1	0.79	0.48	10.19	66,66,66,66	0
57	MG	YA	3079	1/1	0.99	0.40	10.16	10,10,10,10	0
57	MG	RA	3079	1/1	0.88	0.48	10.13	20,20,20,20	0
57	MG	YA	3032	1/1	0.92	0.37	9.74	1,1,1,1	0
57	MG	RA	3130	1/1	0.97	0.39	9.73	11,11,11,11	0
57	MG	YA	3258	1/1	0.97	0.35	9.70	12,12,12,12	0
57	MG	QE	201	1/1	0.92	0.57	9.60	37,37,37,37	0
57	MG	YA	3057	1/1	0.98	0.37	9.55	4,4,4,4	0
57	MG	YA	3015	1/1	0.98	0.31	9.50	11,11,11,11	0
57	MG	YA	3111	1/1	0.94	0.40	9.50	25,25,25,25	0
57	MG	RA	3210	1/1	0.75	0.32	9.41	56,56,56,56	0
57	MG	YA	3050	1/1	0.99	0.31	9.40	2,2,2,2	0
57	MG	RA	3063	1/1	0.96	0.34	9.17	3,3,3,3	0
57	MG	XA	1635	1/1	0.94	0.33	9.02	11,11,11,11	0
57	MG	YA	3099	1/1	0.98	0.37	8.96	3,3,3,3	0
57	MG	YA	3049	1/1	0.98	0.36	8.92	2,2,2,2	0
57	MG	YU	201	1/1	0.79	0.39	8.92	41,41,41,41	0
57	MG	RA	3153	1/1	0.93	0.28	8.75	23,23,23,23	0

Continued on next page...

Continued from previous page...

Mol	Type	Chain	Res	Atoms	RSCC	RSR	LLDF	B-factors(\AA^2)	Q<0.9
57	MG	XA	1670	1/1	0.98	0.28	8.74	14,14,14,14	0
57	MG	YA	3302	1/1	0.87	0.52	8.67	41,41,41,41	0
57	MG	RA	3005	1/1	0.92	0.35	8.61	7,7,7,7	0
57	MG	XA	1633	1/1	0.93	0.25	8.56	28,28,28,28	0
57	MG	YA	3162	1/1	0.80	0.25	8.45	46,46,46,46	0
57	MG	QA	1666	1/1	0.87	0.55	8.32	32,32,32,32	0
57	MG	RA	3087	1/1	0.91	0.35	8.25	12,12,12,12	0
57	MG	YA	3291	1/1	0.90	0.32	8.18	28,28,28,28	0
57	MG	RA	3273	1/1	0.85	0.35	8.16	52,52,52,52	0
57	MG	XA	1656	1/1	0.96	0.36	8.08	52,52,52,52	0
57	MG	XA	1649	1/1	0.79	0.33	8.01	27,27,27,27	0
57	MG	YA	3319	1/1	0.91	0.37	7.97	56,56,56,56	0
57	MG	YA	3041	1/1	0.91	0.38	7.95	18,18,18,18	0
57	MG	XA	1697	1/1	0.94	0.28	7.92	19,19,19,19	0
57	MG	RA	3267	1/1	0.81	0.35	7.84	47,47,47,47	0
57	MG	RA	3204	1/1	0.94	0.30	7.84	19,19,19,19	0
57	MG	RA	3097	1/1	0.98	0.33	7.65	1,1,1,1	0
57	MG	QA	1602	1/1	0.89	0.54	7.65	18,18,18,18	0
57	MG	YA	3253	1/1	0.98	0.35	7.54	7,7,7,7	0
57	MG	YA	3035	1/1	0.98	0.27	7.46	2,2,2,2	0
57	MG	YA	3229	1/1	0.79	0.30	7.40	50,50,50,50	0
57	MG	YA	3044	1/1	0.91	0.28	7.40	2,2,2,2	0
57	MG	RA	3227	1/1	0.97	0.34	7.39	8,8,8,8	0
57	MG	YA	3006	1/1	0.97	0.37	7.32	1,1,1,1	0
57	MG	YA	3156	1/1	0.85	0.27	7.20	28,28,28,28	0
57	MG	YA	3176	1/1	0.94	0.29	7.19	41,41,41,41	0
57	MG	QA	1648	1/1	0.89	0.34	7.18	49,49,49,49	0
57	MG	YA	3085	1/1	0.97	0.32	7.11	6,6,6,6	0
57	MG	YA	3024	1/1	0.98	0.33	7.08	3,3,3,3	0
57	MG	RA	3146	1/1	0.91	0.30	7.04	28,28,28,28	0
57	MG	RA	3068	1/1	0.94	0.29	7.03	27,27,27,27	0
57	MG	YA	3310	1/1	0.85	0.34	6.99	32,32,32,32	0
57	MG	YA	3088	1/1	0.98	0.35	6.96	5,5,5,5	0
57	MG	YA	3231	1/1	0.93	0.30	6.93	4,4,4,4	0
57	MG	RA	3088	1/1	0.93	0.30	6.91	17,17,17,17	0
57	MG	RA	3296	1/1	0.92	0.30	6.90	29,29,29,29	0
57	MG	RA	3052	1/1	0.98	0.31	6.87	1,1,1,1	0
57	MG	YA	3248	1/1	0.91	0.28	6.79	37,37,37,37	0
57	MG	YA	3033	1/1	0.96	0.37	6.57	4,4,4,4	0
57	MG	YA	3173	1/1	0.87	0.35	6.51	40,40,40,40	0
57	MG	RA	3054	1/1	0.94	0.29	6.49	28,28,28,28	0

Continued on next page...

Continued from previous page...

Mol	Type	Chain	Res	Atoms	RSCC	RSR	LLDF	B-factors(\AA^2)	Q<0.9
57	MG	YA	3097	1/1	0.95	0.39	6.49	8,8,8,8	0
57	MG	QA	1659	1/1	0.97	0.32	6.44	33,33,33,33	0
57	MG	RD	301	1/1	0.64	0.44	6.39	51,51,51,51	0
57	MG	RA	3056	1/1	0.99	0.32	6.33	9,9,9,9	0
57	MG	RA	3250	1/1	0.87	0.34	6.32	23,23,23,23	0
57	MG	RA	3059	1/1	0.97	0.27	6.30	1,1,1,1	0
57	MG	RA	3057	1/1	0.98	0.28	6.21	1,1,1,1	0
57	MG	YA	3107	1/1	0.93	0.31	6.19	1,1,1,1	0
57	MG	RA	3055	1/1	0.96	0.36	6.17	3,3,3,3	0
57	MG	RA	3022	1/1	0.95	0.31	5.94	2,2,2,2	0
57	MG	RA	3135	1/1	0.93	0.34	5.88	2,2,2,2	0
57	MG	YB	202	1/1	0.94	0.23	5.86	49,49,49,49	0
57	MG	RA	3167	1/1	0.91	0.30	5.85	38,38,38,38	0
57	MG	RA	3026	1/1	0.98	0.32	5.58	2,2,2,2	0
57	MG	YA	3037	1/1	0.97	0.27	5.54	3,3,3,3	0
57	MG	YA	3004	1/1	0.97	0.30	5.47	7,7,7,7	0
57	MG	YA	3122	1/1	0.98	0.35	5.32	5,5,5,5	0
57	MG	YA	3089	1/1	0.95	0.27	5.29	25,25,25,25	0
57	MG	QA	1679	1/1	0.83	0.55	5.27	45,45,45,45	0
57	MG	RA	3235	1/1	0.93	0.27	5.21	13,13,13,13	0
57	MG	QA	1604	1/1	0.93	0.31	5.19	5,5,5,5	0
57	MG	RA	3171	1/1	0.94	0.28	5.07	26,26,26,26	0
57	MG	YA	3077	1/1	0.93	0.29	5.06	11,11,11,11	0
57	MG	RA	3175	1/1	0.91	0.27	5.03	26,26,26,26	0
57	MG	RA	3015	1/1	0.95	0.30	5.01	11,11,11,11	0
57	MG	RA	3129	1/1	0.97	0.32	4.90	30,30,30,30	0
57	MG	RA	3229	1/1	0.96	0.30	4.83	4,4,4,4	0
57	MG	RA	3225	1/1	0.92	0.42	4.82	32,32,32,32	0
57	MG	YA	3059	1/1	0.95	0.26	4.81	38,38,38,38	0
57	MG	RA	3019	1/1	0.97	0.26	4.73	1,1,1,1	0
57	MG	RA	3193	1/1	0.73	0.27	4.69	59,59,59,59	0
57	MG	RA	3213	1/1	0.65	0.27	4.64	29,29,29,29	0
57	MG	RA	3208	1/1	0.95	0.27	4.62	33,33,33,33	0
57	MG	QA	1630	1/1	0.80	0.22	4.59	80,80,80,80	0
57	MG	QA	1675	1/1	0.71	0.22	4.57	32,32,32,32	0
57	MG	YA	3048	1/1	0.97	0.32	4.21	2,2,2,2	0
57	MG	RA	3159	1/1	0.95	0.28	4.18	43,43,43,43	0
57	MG	XA	1617	1/1	0.98	0.33	4.13	4,4,4,4	0
57	MG	QA	1662	1/1	0.97	0.30	4.04	27,27,27,27	0
57	MG	QA	1688	1/1	0.87	0.24	4.03	58,58,58,58	0
57	MG	RA	3143	1/1	0.88	0.23	3.80	32,32,32,32	0

Continued on next page...

Continued from previous page...

Mol	Type	Chain	Res	Atoms	RSCC	RSR	LLDF	B-factors(\AA^2)	Q<0.9
57	MG	XA	1614	1/1	0.96	0.31	3.78	4,4,4,4	0
57	MG	YA	3102	1/1	0.99	0.29	3.76	9,9,9,9	0
57	MG	XA	1622	1/1	0.95	0.27	3.75	33,33,33,33	0
57	MG	RA	3085	1/1	0.96	0.28	3.72	5,5,5,5	0
57	MG	RR	201	1/1	0.83	0.52	3.66	9,9,9,9	0
57	MG	YA	3042	1/1	0.97	0.37	3.64	12,12,12,12	0
57	MG	QA	1655	1/1	0.93	0.31	3.55	24,24,24,24	0
57	MG	RA	3077	1/1	0.98	0.26	3.51	11,11,11,11	0
57	MG	RA	3084	1/1	0.97	0.27	3.45	4,4,4,4	0
57	MG	RA	3038	1/1	0.96	0.23	3.45	1,1,1,1	0
57	MG	R8	101	1/1	0.79	0.39	3.38	29,29,29,29	0
57	MG	YA	3179	1/1	0.94	0.25	3.30	19,19,19,19	0
57	MG	YD	301	1/1	0.91	0.31	3.26	16,16,16,16	0
57	MG	YR	201	1/1	0.81	0.44	3.21	19,19,19,19	0
58	PAR	QA	1696	42/42	0.92	0.27	3.16	61,61,61,62	0
57	MG	YA	3027	1/1	0.97	0.25	3.02	2,2,2,2	0
60	PPU	Z6	101	37/38	0.94	0.26	2.99	28,28,29,29	0
57	MG	YA	3068	1/1	0.96	0.26	2.99	4,4,4,4	0
57	MG	YA	3134	1/1	0.97	0.26	2.95	17,17,17,17	0
57	MG	YP	202	1/1	0.95	0.39	2.86	29,29,29,29	0
57	MG	YA	3017	1/1	0.99	0.25	2.80	13,13,13,13	0
57	MG	RA	3036	1/1	0.98	0.25	2.76	7,7,7,7	0
57	MG	YA	3002	1/1	0.97	0.27	2.67	1,1,1,1	0
57	MG	YA	3249	1/1	0.96	0.29	2.66	3,3,3,3	0
57	MG	YA	3073	1/1	0.95	0.19	2.65	17,17,17,17	0
57	MG	XA	1632	1/1	0.96	0.22	2.63	18,18,18,18	0
57	MG	QA	1621	1/1	0.83	0.30	2.63	50,50,50,50	0
57	MG	YA	3112	1/1	0.94	0.24	2.63	1,1,1,1	0
57	MG	XA	1650	1/1	0.93	0.25	2.61	34,34,34,34	0
57	MG	RA	3248	1/1	0.95	0.25	2.50	44,44,44,44	0
57	MG	QA	1610	1/1	0.98	0.32	2.42	13,13,13,13	0
57	MG	YA	3135	1/1	0.92	0.23	2.36	30,30,30,30	0
57	MG	YA	3335	1/1	0.98	0.28	2.35	2,2,2,2	0
60	PPU	Z5	101	37/38	0.94	0.29	2.31	44,44,45,45	0
57	MG	XA	1642	1/1	0.99	0.24	2.20	9,9,9,9	0
57	MG	YA	3058	1/1	0.98	0.28	2.17	7,7,7,7	0
57	MG	YA	3025	1/1	0.97	0.25	2.07	6,6,6,6	0
58	PAR	XA	1715	42/42	0.94	0.27	2.04	52,52,53,53	0
57	MG	YA	3266	1/1	0.93	0.25	2.02	40,40,40,40	0
57	MG	RA	3058	1/1	0.96	0.22	1.88	1,1,1,1	0
57	MG	YA	3224	1/1	0.91	0.17	1.85	13,13,13,13	0

Continued on next page...

Continued from previous page...

Mol	Type	Chain	Res	Atoms	RSCC	RSR	LLDF	B-factors(\AA^2)	Q<0.9
57	MG	YA	3078	1/1	0.92	0.26	1.82	12,12,12,12	0
57	MG	YP	201	1/1	0.84	0.25	1.71	22,22,22,22	0
57	MG	YA	3116	1/1	0.91	0.22	1.62	13,13,13,13	0
57	MG	YA	3014	1/1	0.97	0.26	1.58	3,3,3,3	0
57	MG	YA	3067	1/1	0.96	0.21	1.56	31,31,31,31	0
57	MG	RA	3075	1/1	0.97	0.23	1.54	14,14,14,14	0
57	MG	XA	1606	1/1	0.94	0.26	1.53	17,17,17,17	0
57	MG	QA	1674	1/1	0.98	0.24	1.52	26,26,26,26	0
57	MG	QA	1620	1/1	0.90	0.32	1.52	40,40,40,40	0
57	MG	RA	3105	1/1	0.97	0.18	1.38	16,16,16,16	0
57	MG	YA	3180	1/1	0.78	0.19	1.31	42,42,42,42	0
57	MG	RA	3256	1/1	0.94	0.35	1.27	58,58,58,58	0
57	MG	YA	3072	1/1	0.98	0.25	1.24	2,2,2,2	0
57	MG	YA	3008	1/1	0.98	0.20	1.20	3,3,3,3	0
57	MG	QA	1661	1/1	0.93	0.24	1.20	5,5,5,5	0
57	MG	YA	3164	1/1	0.96	0.18	1.07	24,24,24,24	0
57	MG	QA	1676	1/1	0.95	0.25	1.05	48,48,48,48	0
57	MG	RA	3064	1/1	0.98	0.19	1.01	3,3,3,3	0
57	MG	YA	3038	1/1	0.97	0.20	0.99	24,24,24,24	0
57	MG	YA	3228	1/1	0.92	0.19	0.99	21,21,21,21	0
57	MG	RA	3126	1/1	0.96	0.25	0.97	5,5,5,5	0
57	MG	XA	1603	1/1	0.98	0.26	0.97	9,9,9,9	0
57	MG	RA	3155	1/1	0.78	0.20	0.97	29,29,29,29	0
57	MG	QA	1629	1/1	0.95	0.21	0.92	69,69,69,69	0
57	MG	XV	102	1/1	0.99	0.21	0.90	10,10,10,10	0
57	MG	RA	3040	1/1	0.97	0.21	0.88	4,4,4,4	0
57	MG	RA	3080	1/1	0.97	0.20	0.85	11,11,11,11	0
57	MG	YA	3113	1/1	0.96	0.23	0.83	4,4,4,4	0
59	ZN	XD	301	1/1	0.70	0.32	0.82	43,43,43,43	0
57	MG	RA	3238	1/1	0.95	0.21	0.81	37,37,37,37	0
57	MG	RA	3042	1/1	0.98	0.22	0.78	5,5,5,5	0
57	MG	YA	3070	1/1	0.88	0.20	0.72	5,5,5,5	0
57	MG	RA	3173	1/1	0.89	0.18	0.69	20,20,20,20	0
57	MG	YA	3320	1/1	0.74	0.44	0.65	50,50,50,50	0
57	MG	YA	3093	1/1	0.97	0.21	0.62	24,24,24,24	0
57	MG	QA	1619	1/1	0.92	0.23	0.61	40,40,40,40	0
57	MG	YA	3187	1/1	0.82	0.24	0.61	37,37,37,37	0
57	MG	YA	3264	1/1	0.93	0.18	0.60	40,40,40,40	0
57	MG	RA	3081	1/1	0.91	0.26	0.58	30,30,30,30	0
57	MG	RA	3065	1/1	0.97	0.23	0.53	1,1,1,1	0
57	MG	RA	3307	1/1	0.98	0.23	0.50	2,2,2,2	0
57	MG	XA	1640	1/1	0.93	0.19	0.42	24,24,24,24	0

Continued on next page...

Continued from previous page...

Mol	Type	Chain	Res	Atoms	RSCC	RSR	LLDF	B-factors(\AA^2)	Q<0.9
57	MG	RA	3114	1/1	0.89	0.17	0.40	16,16,16,16	0
57	MG	RA	3086	1/1	0.95	0.20	0.34	35,35,35,35	0
57	MG	RA	3184	1/1	0.92	0.21	0.28	36,36,36,36	0
57	MG	RA	3259	1/1	0.92	0.24	0.25	49,49,49,49	0
57	MG	RA	3101	1/1	0.95	0.19	0.15	3,3,3,3	0
57	MG	RA	3035	1/1	0.94	0.20	0.10	2,2,2,2	0
57	MG	YA	3212	1/1	0.96	0.17	-0.01	22,22,22,22	0
57	MG	R1	101	1/1	0.82	0.24	-0.05	32,32,32,32	0
57	MG	YA	3136	1/1	0.97	0.18	-0.06	2,2,2,2	0
59	ZN	QD	301	1/1	0.98	0.25	-0.16	37,37,37,37	0
57	MG	RA	3150	1/1	0.88	0.16	-0.20	13,13,13,13	0
57	MG	RA	3231	1/1	0.97	0.19	-0.23	1,1,1,1	0
57	MG	RA	3121	1/1	0.98	0.19	-0.23	25,25,25,25	0
57	MG	XA	1619	1/1	0.96	0.22	-0.33	46,46,46,46	0
57	MG	YA	3028	1/1	0.97	0.19	-0.39	3,3,3,3	0
57	MG	RA	3122	1/1	0.97	0.16	-0.43	34,34,34,34	0
57	MG	RA	3301	1/1	0.94	0.17	-0.43	51,51,51,51	0
57	MG	QA	1616	1/1	0.92	0.16	-0.54	7,7,7,7	0
57	MG	RA	3120	1/1	0.99	0.17	-0.54	20,20,20,20	0
57	MG	QV	102	1/1	0.94	0.19	-0.58	11,11,11,11	0
57	MG	YA	3255	1/1	0.96	0.17	-0.62	17,17,17,17	0
57	MG	RA	3072	1/1	0.97	0.17	-0.65	17,17,17,17	0
57	MG	RA	3106	1/1	0.96	0.18	-0.68	18,18,18,18	0
57	MG	YA	3056	1/1	0.85	0.20	-0.74	5,5,5,5	0
57	MG	YA	3254	1/1	0.97	0.20	-0.76	5,5,5,5	0
57	MG	XA	1652	1/1	0.80	0.14	-0.77	44,44,44,44	0
57	MG	RA	3240	1/1	0.93	0.17	-0.78	51,51,51,51	0
57	MG	QA	1671	1/1	0.97	0.18	-0.78	25,25,25,25	0
57	MG	RA	3161	1/1	0.84	0.14	-0.87	46,46,46,46	0
57	MG	RA	3104	1/1	0.95	0.18	-1.00	14,14,14,14	0
57	MG	YA	3325	1/1	0.94	0.16	-1.02	47,47,47,47	0
57	MG	QA	1644	1/1	0.96	0.17	-1.03	33,33,33,33	0
57	MG	RA	3199	1/1	0.92	0.15	-1.04	31,31,31,31	0
59	ZN	XN	101	1/1	0.98	0.16	-1.11	73,73,73,73	0
59	ZN	QN	101	1/1	0.92	0.13	-1.18	89,89,89,89	0
57	MG	RA	3181	1/1	0.93	0.15	-1.21	37,37,37,37	0
57	MG	QA	1697	1/1	0.92	0.12	-1.23	45,45,45,45	0
57	MG	YA	3005	1/1	0.93	0.15	-1.30	1,1,1,1	0
57	MG	YA	3151	1/1	0.87	0.16	-1.31	10,10,10,10	0
57	MG	XA	1628	1/1	0.70	0.12	-1.31	36,36,36,36	0
57	MG	YA	3304	1/1	0.96	0.21	-1.32	31,31,31,31	0
57	MG	YA	3065	1/1	0.95	0.17	-1.34	8,8,8,8	0

Continued on next page...

Continued from previous page...

Mol	Type	Chain	Res	Atoms	RSCC	RSR	LLDF	B-factors(\AA^2)	Q<0.9
57	MG	YA	3140	1/1	0.93	0.17	-1.41	47,47,47,47	0
57	MG	RA	3297	1/1	0.78	0.17	-1.42	56,56,56,56	0
57	MG	XA	1700	1/1	0.95	0.18	-1.42	54,54,54,54	0
57	MG	QA	1689	1/1	0.85	0.17	-1.43	78,78,78,78	0
57	MG	XA	1658	1/1	0.89	0.10	-1.46	61,61,61,61	0
57	MG	RA	3116	1/1	0.86	0.12	-1.47	43,43,43,43	0
57	MG	YA	3238	1/1	0.92	0.16	-1.54	34,34,34,34	0
57	MG	RA	3247	1/1	0.95	0.12	-1.62	32,32,32,32	0
57	MG	RA	3187	1/1	0.97	0.13	-1.65	25,25,25,25	0
57	MG	XA	1647	1/1	0.96	0.17	-1.71	53,53,53,53	0
57	MG	XA	1667	1/1	0.90	0.17	-1.81	25,25,25,25	0
57	MG	XA	1611	1/1	0.99	0.14	-1.83	11,11,11,11	0
57	MG	RA	3289	1/1	0.67	0.14	-1.83	62,62,62,62	0
57	MG	XA	1621	1/1	0.94	0.17	-1.83	30,30,30,30	0
57	MG	YA	3227	1/1	0.96	0.16	-1.84	19,19,19,19	0
57	MG	XA	1662	1/1	0.94	0.08	-1.96	20,20,20,20	0
57	MG	QA	1642	1/1	0.93	0.12	-2.00	37,37,37,37	0
57	MG	XA	1694	1/1	0.90	0.15	-2.32	13,13,13,13	0
57	MG	RA	3074	1/1	0.90	0.11	-2.34	41,41,41,41	0
57	MG	RA	3134	1/1	0.93	0.12	-2.34	20,20,20,20	0
57	MG	XA	1686	1/1	0.93	0.15	-2.47	53,53,53,53	0
57	MG	XA	1609	1/1	0.92	0.16	-2.50	1,1,1,1	0
57	MG	YA	3163	1/1	0.96	0.14	-2.54	34,34,34,34	0
57	MG	RA	3308	1/1	0.90	0.07	-2.58	52,52,52,52	0
57	MG	RA	3131	1/1	0.93	0.08	-2.65	46,46,46,46	0
57	MG	YA	3133	1/1	0.93	0.10	-2.68	0,0,0,0	0
57	MG	XA	1627	1/1	0.86	0.16	-3.00	4,4,4,4	0
57	MG	YA	3110	1/1	0.97	0.12	-3.10	11,11,11,11	0
57	MG	RB	201	1/1	0.96	0.13	-3.11	59,59,59,59	0
57	MG	XA	1613	1/1	0.95	0.08	-3.34	18,18,18,18	0
57	MG	YA	3036	1/1	0.99	0.14	-3.34	2,2,2,2	0
57	MG	RA	3147	1/1	0.99	0.14	-3.34	22,22,22,22	0
57	MG	RA	3191	1/1	0.97	0.13	-3.41	21,21,21,21	0
57	MG	YA	3123	1/1	0.97	0.14	-3.47	4,4,4,4	0
57	MG	XA	1607	1/1	0.95	0.07	-3.48	61,61,61,61	0
57	MG	XA	1637	1/1	0.88	0.11	-3.50	44,44,44,44	0
57	MG	YA	3205	1/1	0.94	0.09	-3.53	56,56,56,56	0
57	MG	YA	3172	1/1	0.94	0.12	-3.53	44,44,44,44	0
57	MG	XA	1657	1/1	0.90	0.15	-3.58	23,23,23,23	0
57	MG	RA	3017	1/1	0.97	0.11	-3.60	9,9,9,9	0
57	MG	RA	3202	1/1	0.95	0.12	-3.60	27,27,27,27	0
57	MG	RA	3099	1/1	0.94	0.13	-3.74	2,2,2,2	0

Continued on next page...

Continued from previous page...

Mol	Type	Chain	Res	Atoms	RSCC	RSR	LLDF	B-factors(\AA^2)	Q<0.9
57	MG	RA	3014	1/1	0.98	0.12	-3.77	1,1,1,1	0
57	MG	YA	3071	1/1	0.73	0.12	-3.81	14,14,14,14	0
57	MG	RA	3151	1/1	0.90	0.11	-3.90	17,17,17,17	0
57	MG	YA	3157	1/1	0.94	0.12	-3.92	9,9,9,9	0
57	MG	RA	3158	1/1	0.94	0.12	-4.05	28,28,28,28	0
57	MG	YA	3127	1/1	0.97	0.11	-4.32	12,12,12,12	0
57	MG	XA	1624	1/1	0.92	0.14	-4.33	18,18,18,18	0
57	MG	QA	1638	1/1	0.99	0.12	-4.68	38,38,38,38	0
57	MG	YA	3184	1/1	0.97	0.10	-5.26	32,32,32,32	0
57	MG	QA	1631	1/1	0.83	0.10	-5.44	32,32,32,32	0
57	MG	YA	3130	1/1	0.83	0.09	-5.56	25,25,25,25	0
57	MG	RA	3182	1/1	0.92	0.07	-5.58	37,37,37,37	0
57	MG	QA	1634	1/1	0.97	0.10	-5.79	24,24,24,24	0
57	MG	YA	3191	1/1	0.98	0.05	-6.19	34,34,34,34	0
57	MG	YA	3152	1/1	0.90	0.14	-6.32	15,15,15,15	0
57	MG	QA	1606	1/1	0.99	0.09	-6.48	3,3,3,3	0
57	MG	QA	1609	1/1	0.96	0.07	-9.05	4,4,4,4	0
57	MG	YA	3016	1/1	0.93	0.09	-9.59	2,2,2,2	0
57	MG	QA	1658	1/1	0.98	0.13	-	78,78,78,78	0
57	MG	YA	3201	1/1	0.99	0.08	-	43,43,43,43	0
57	MG	XA	1703	1/1	0.95	0.20	-	25,25,25,25	0
57	MG	YA	3271	1/1	0.91	0.33	-	35,35,35,35	0
57	MG	YA	3149	1/1	0.89	0.46	-	22,22,22,22	0
57	MG	YA	3138	1/1	0.91	0.50	-	9,9,9,9	0
57	MG	QA	1695	1/1	0.68	0.49	-	44,44,44,44	0
57	MG	XA	1687	1/1	0.76	0.13	-	54,54,54,54	0
57	MG	RA	3069	1/1	0.97	0.38	-	4,4,4,4	0
57	MG	YA	3069	1/1	0.91	0.26	-	15,15,15,15	0
57	MG	XX	101	1/1	0.91	0.21	-	47,47,47,47	0
57	MG	YA	3129	1/1	0.97	0.08	-	16,16,16,16	0
57	MG	RA	3061	1/1	0.80	0.13	-	51,51,51,51	0
57	MG	XA	1675	1/1	0.93	0.47	-	35,35,35,35	0
57	MG	YA	3257	1/1	0.93	0.40	-	9,9,9,9	0
57	MG	YA	3094	1/1	0.97	0.27	-	9,9,9,9	0
57	MG	RA	3287	1/1	0.93	0.45	-	34,34,34,34	0
57	MG	YA	3168	1/1	0.95	0.13	-	32,32,32,32	0
57	MG	YA	3213	1/1	0.82	0.42	-	29,29,29,29	0
57	MG	YA	3298	1/1	0.97	0.21	-	16,16,16,16	0
57	MG	YA	3245	1/1	0.98	0.34	-	11,11,11,11	0
57	MG	YA	3269	1/1	0.93	0.29	-	22,22,22,22	0
57	MG	YA	3101	1/1	0.96	0.12	-	25,25,25,25	0
57	MG	QA	1650	1/1	0.96	0.32	-	16,16,16,16	0

Continued on next page...

Continued from previous page...

Mol	Type	Chain	Res	Atoms	RSCC	RSR	LLDF	B-factors(\AA^2)	Q<0.9
57	MG	QA	1692	1/1	0.86	0.54	-	73,73,73,73	0
57	MG	YA	3197	1/1	0.95	0.45	-	43,43,43,43	0
57	MG	RA	3011	1/1	0.98	0.16	-	2,2,2,2	0
57	MG	RA	3142	1/1	0.94	0.26	-	22,22,22,22	0
57	MG	YA	3250	1/1	0.80	0.41	-	50,50,50,50	0
57	MG	RA	3283	1/1	0.94	0.47	-	32,32,32,32	0
57	MG	RA	3008	1/1	0.95	0.16	-	22,22,22,22	0
57	MG	YA	3096	1/1	0.98	0.12	-	13,13,13,13	0
57	MG	RA	3144	1/1	0.98	0.23	-	14,14,14,14	0
57	MG	RA	3279	1/1	0.90	0.40	-	47,47,47,47	0
57	MG	RA	3066	1/1	0.96	0.21	-	4,4,4,4	0
57	MG	RA	3141	1/1	0.94	0.27	-	11,11,11,11	0
57	MG	YA	3309	1/1	0.88	0.56	-	57,57,57,57	0
57	MG	XX	102	1/1	0.98	0.21	-	14,14,14,14	0
57	MG	RA	3242	1/1	0.90	0.20	-	37,37,37,37	0
57	MG	XA	1644	1/1	0.89	0.30	-	27,27,27,27	0
57	MG	RA	3303	1/1	0.92	0.41	-	29,29,29,29	0
57	MG	YA	3333	1/1	0.95	0.38	-	43,43,43,43	0
57	MG	YA	3293	1/1	0.78	0.32	-	40,40,40,40	0
57	MG	YA	3208	1/1	0.95	0.29	-	31,31,31,31	0
57	MG	XA	1679	1/1	0.73	0.57	-	43,43,43,43	0
57	MG	QA	1664	1/1	0.91	0.42	-	31,31,31,31	0
57	MG	RA	3188	1/1	0.95	0.17	-	12,12,12,12	0
57	MG	RA	3111	1/1	0.86	0.15	-	31,31,31,31	0
57	MG	QA	1643	1/1	0.93	0.14	-	28,28,28,28	0
57	MG	RA	3010	1/1	0.91	0.32	-	11,11,11,11	0
57	MG	RA	3196	1/1	0.92	0.58	-	26,26,26,26	0
57	MG	YA	3160	1/1	0.94	0.16	-	6,6,6,6	0
57	MG	YA	3054	1/1	0.91	0.43	-	34,34,34,34	0
57	MG	XA	1655	1/1	0.94	0.33	-	21,21,21,21	0
57	MG	RA	3025	1/1	0.92	0.09	-	8,8,8,8	0
57	MG	RA	3298	1/1	0.86	0.25	-	45,45,45,45	0
57	MG	YA	3328	1/1	0.90	0.63	-	54,54,54,54	0
57	MG	YA	3303	1/1	0.95	0.37	-	35,35,35,35	0
57	MG	RA	3249	1/1	0.90	0.27	-	25,25,25,25	0
57	MG	YA	3270	1/1	0.88	0.35	-	20,20,20,20	0
57	MG	RA	3030	1/1	0.98	0.36	-	5,5,5,5	0
57	MG	YA	3139	1/1	0.90	0.38	-	46,46,46,46	0
57	MG	YA	3161	1/1	0.95	0.43	-	32,32,32,32	0
57	MG	XA	1677	1/1	0.95	0.36	-	21,21,21,21	0
57	MG	XA	1659	1/1	0.68	0.53	-	35,35,35,35	0
57	MG	YA	3040	1/1	0.98	0.40	-	1,1,1,1	0

Continued on next page...

Continued from previous page...

Mol	Type	Chain	Res	Atoms	RSCC	RSR	LLDF	B-factors(\AA^2)	Q<0.9
57	MG	RA	3251	1/1	0.90	0.36	-	35,35,35,35	0
57	MG	YA	3141	1/1	0.94	0.21	-	29,29,29,29	0
57	MG	Y0	103	1/1	0.85	0.50	-	50,50,50,50	0
57	MG	XA	1705	1/1	0.59	0.52	-	58,58,58,58	0
57	MG	RA	3103	1/1	0.87	0.18	-	4,4,4,4	0
57	MG	YA	3115	1/1	0.90	0.37	-	29,29,29,29	0
57	MG	YA	3215	1/1	0.95	0.24	-	25,25,25,25	0
57	MG	QV	104	1/1	0.96	0.14	-	7,7,7,7	0
57	MG	RA	3276	1/1	0.96	0.54	-	51,51,51,51	0
57	MG	YA	3066	1/1	0.97	0.42	-	29,29,29,29	0
57	MG	YA	3120	1/1	0.98	0.26	-	12,12,12,12	0
57	MG	YA	3232	1/1	0.93	0.28	-	6,6,6,6	0
57	MG	RA	3180	1/1	0.94	0.25	-	28,28,28,28	0
57	MG	RA	3027	1/1	0.97	0.31	-	2,2,2,2	0
57	MG	XF	201	1/1	0.83	0.20	-	49,49,49,49	0
57	MG	Y0	102	1/1	0.78	0.46	-	27,27,27,27	0
57	MG	YA	3001	1/1	0.99	0.37	-	3,3,3,3	0
57	MG	QA	1623	1/1	0.88	0.29	-	26,26,26,26	0
57	MG	RA	3007	1/1	0.95	0.47	-	16,16,16,16	0
57	MG	QA	1680	1/1	0.89	0.23	-	18,18,18,18	0
57	MG	QA	1678	1/1	0.84	0.56	-	41,41,41,41	0
57	MG	QY	101	1/1	0.54	0.26	-	51,51,51,51	0
57	MG	YA	3105	1/1	0.90	0.28	-	5,5,5,5	0
57	MG	RA	3137	1/1	0.90	0.46	-	62,62,62,62	0
57	MG	XA	1692	1/1	0.97	0.30	-	43,43,43,43	0
57	MG	YA	3084	1/1	0.96	0.24	-	18,18,18,18	0
57	MG	Y0	101	1/1	0.73	0.30	-	16,16,16,16	0
57	MG	RA	3095	1/1	0.98	0.36	-	11,11,11,11	0
57	MG	RA	3221	1/1	0.93	0.36	-	18,18,18,18	0
57	MG	RA	3163	1/1	0.85	0.11	-	28,28,28,28	0
57	MG	RA	3186	1/1	0.96	0.26	-	56,56,56,56	0
57	MG	RA	3133	1/1	0.88	0.20	-	22,22,22,22	0
57	MG	QA	1636	1/1	0.89	0.47	-	39,39,39,39	0
57	MG	RA	3139	1/1	0.91	0.27	-	20,20,20,20	0
57	MG	XA	1666	1/1	0.79	0.20	-	48,48,48,48	0
57	MG	QA	1639	1/1	0.90	0.34	-	27,27,27,27	0
57	MG	YA	3324	1/1	0.94	0.37	-	28,28,28,28	0
57	MG	RA	3166	1/1	0.92	0.35	-	38,38,38,38	0
57	MG	YA	3051	1/1	0.90	0.32	-	3,3,3,3	0
57	MG	QA	1669	1/1	0.84	0.39	-	38,38,38,38	0
57	MG	YA	3312	1/1	0.91	0.26	-	33,33,33,33	0
57	MG	YA	3183	1/1	0.93	0.34	-	21,21,21,21	0

Continued on next page...

Continued from previous page...

Mol	Type	Chain	Res	Atoms	RSCC	RSR	LLDF	B-factors(\AA^2)	Q<0.9
57	MG	QA	1608	1/1	0.94	0.20	-	45,45,45,45	0
57	MG	QA	1672	1/1	0.83	0.30	-	24,24,24,24	0
57	MG	RA	3044	1/1	0.97	0.26	-	11,11,11,11	0
57	MG	YA	3317	1/1	0.84	0.40	-	57,57,57,57	0
57	MG	YA	3332	1/1	0.93	0.40	-	32,32,32,32	0
57	MG	XA	1604	1/1	0.94	0.44	-	19,19,19,19	0
57	MG	RA	3226	1/1	0.83	0.29	-	14,14,14,14	0
57	MG	RA	3214	1/1	0.95	0.24	-	34,34,34,34	0
57	MG	XA	1688	1/1	0.94	0.31	-	30,30,30,30	0
57	MG	YA	3209	1/1	0.79	0.35	-	34,34,34,34	0
57	MG	RA	3295	1/1	0.71	0.41	-	40,40,40,40	0
57	MG	QA	1646	1/1	0.98	0.16	-	56,56,56,56	0
57	MG	YA	3326	1/1	0.85	0.87	-	69,69,69,69	0
57	MG	RA	3280	1/1	0.53	0.42	-	57,57,57,57	0
57	MG	RA	3148	1/1	0.87	0.22	-	21,21,21,21	0
57	MG	RA	3216	1/1	0.98	0.50	-	6,6,6,6	0
57	MG	YA	3045	1/1	0.98	0.47	-	5,5,5,5	0
57	MG	YA	3233	1/1	0.71	0.41	-	32,32,32,32	0
57	MG	YA	3242	1/1	0.96	0.41	-	1,1,1,1	0
57	MG	RA	3029	1/1	0.96	0.38	-	4,4,4,4	0
57	MG	YA	3169	1/1	0.91	0.14	-	18,18,18,18	0
57	MG	RA	3257	1/1	0.95	0.25	-	26,26,26,26	0
57	MG	YA	3294	1/1	0.81	0.49	-	48,48,48,48	0
57	MG	YB	203	1/1	0.95	0.29	-	20,20,20,20	0
57	MG	XA	1671	1/1	0.96	0.38	-	5,5,5,5	0
57	MG	RA	3093	1/1	0.98	0.26	-	13,13,13,13	0
57	MG	XA	1683	1/1	0.90	0.12	-	20,20,20,20	0
57	MG	R0	101	1/1	0.66	0.25	-	31,31,31,31	0
57	MG	YA	3150	1/1	0.88	0.25	-	42,42,42,42	0
57	MG	YA	3104	1/1	0.77	0.48	-	26,26,26,26	0
57	MG	QA	1627	1/1	0.92	0.14	-	37,37,37,37	0
57	MG	XA	1639	1/1	0.93	0.20	-	6,6,6,6	0
57	MG	RA	3136	1/1	0.95	0.36	-	3,3,3,3	0
57	MG	YA	3299	1/1	0.86	0.64	-	48,48,48,48	0
57	MG	RA	3234	1/1	0.91	0.47	-	8,8,8,8	0
57	MG	RA	3006	1/1	0.92	0.63	-	22,22,22,22	0
57	MG	YA	3092	1/1	0.97	0.42	-	9,9,9,9	0
57	MG	XA	1702	1/1	0.86	0.47	-	38,38,38,38	0
57	MG	XA	1707	1/1	0.86	0.37	-	40,40,40,40	0
57	MG	YA	3331	1/1	0.94	0.52	-	43,43,43,43	0
57	MG	YA	3214	1/1	0.98	0.36	-	4,4,4,4	0
57	MG	XA	1678	1/1	0.89	0.41	-	23,23,23,23	0

Continued on next page...

Continued from previous page...

Mol	Type	Chain	Res	Atoms	RSCC	RSR	LLDF	B-factors(\AA^2)	Q<0.9
57	MG	RA	3165	1/1	0.90	0.25	-	9,9,9,9	0
57	MG	QA	1657	1/1	0.87	0.06	-	55,55,55,55	0
57	MG	YA	3171	1/1	0.94	0.47	-	13,13,13,13	0
57	MG	RA	3278	1/1	0.93	1.12	-	54,54,54,54	0
57	MG	QA	1635	1/1	0.84	0.22	-	44,44,44,44	0
57	MG	YA	3159	1/1	0.95	0.23	-	38,38,38,38	0
57	MG	XA	1712	1/1	0.85	0.28	-	49,49,49,49	0
57	MG	RA	3233	1/1	0.96	0.28	-	2,2,2,2	0
57	MG	YA	3126	1/1	0.97	0.29	-	5,5,5,5	0
57	MG	RA	3291	1/1	0.95	0.78	-	45,45,45,45	0
57	MG	QA	1615	1/1	0.98	0.07	-	65,65,65,65	0
57	MG	RA	3092	1/1	0.94	0.47	-	11,11,11,11	0
57	MG	RA	3183	1/1	0.83	0.37	-	35,35,35,35	0
57	MG	XA	1610	1/1	0.94	0.21	-	13,13,13,13	0
57	MG	RA	3211	1/1	0.75	0.22	-	55,55,55,55	0
57	MG	RA	3271	1/1	0.94	0.63	-	48,48,48,48	0
57	MG	XA	1699	1/1	0.75	0.56	-	44,44,44,44	0
57	MG	RA	3043	1/1	0.92	0.26	-	22,22,22,22	0
57	MG	YA	3240	1/1	0.95	0.43	-	5,5,5,5	0
57	MG	YA	3125	1/1	0.92	0.33	-	14,14,14,14	0
57	MG	XA	1711	1/1	0.62	0.35	-	47,47,47,47	0
57	MG	QA	1660	1/1	0.96	0.34	-	10,10,10,10	0
57	MG	YA	3091	1/1	0.98	0.33	-	3,3,3,3	0
57	MG	QA	1665	1/1	0.93	0.23	-	18,18,18,18	0
57	MG	XA	1708	1/1	0.93	0.35	-	43,43,43,43	0
57	MG	RA	3194	1/1	0.92	0.32	-	4,4,4,4	0
57	MG	QA	1640	1/1	0.99	0.15	-	8,8,8,8	0
57	MG	RA	3070	1/1	0.95	0.29	-	19,19,19,19	0
57	MG	RA	3164	1/1	0.96	0.31	-	19,19,19,19	0
57	MG	RA	3020	1/1	0.99	0.38	-	1,1,1,1	0
57	MG	XA	1704	1/1	0.85	0.13	-	47,47,47,47	0
57	MG	XA	1713	1/1	0.72	0.87	-	57,57,57,57	0
57	MG	RA	3138	1/1	0.93	0.31	-	17,17,17,17	0
57	MG	QA	1622	1/1	0.94	0.58	-	42,42,42,42	0
57	MG	YA	3306	1/1	0.89	0.46	-	66,66,66,66	0
57	MG	XA	1618	1/1	0.88	0.31	-	37,37,37,37	0
57	MG	RA	3192	1/1	0.87	0.23	-	49,49,49,49	0
57	MG	RA	3252	1/1	0.75	0.63	-	77,77,77,77	0
57	MG	RA	3195	1/1	0.90	0.24	-	55,55,55,55	0
57	MG	YA	3167	1/1	0.95	0.27	-	57,57,57,57	0
57	MG	YA	3285	1/1	0.68	0.60	-	31,31,31,31	0
57	MG	YA	3211	1/1	0.90	0.16	-	13,13,13,13	0

Continued on next page...

Continued from previous page...

Mol	Type	Chain	Res	Atoms	RSCC	RSR	LLDF	B-factors(\AA^2)	Q<0.9
57	MG	RA	3112	1/1	0.76	0.19	-	9,9,9,9	0
57	MG	YA	3178	1/1	0.88	0.64	-	40,40,40,40	0
57	MG	RA	3172	1/1	0.84	0.14	-	38,38,38,38	0
57	MG	RA	3060	1/1	0.96	0.26	-	1,1,1,1	0
57	MG	RA	3236	1/1	0.98	0.23	-	32,32,32,32	0
57	MG	QA	1649	1/1	0.86	0.34	-	32,32,32,32	0
57	MG	YA	3075	1/1	0.97	0.48	-	4,4,4,4	0
57	MG	QA	1647	1/1	0.79	0.28	-	65,65,65,65	0
57	MG	XA	1608	1/1	0.98	0.27	-	6,6,6,6	0
57	MG	QX	101	1/1	0.90	0.14	-	38,38,38,38	0
57	MG	RA	3203	1/1	0.85	0.18	-	16,16,16,16	0
57	MG	YA	3174	1/1	0.75	0.24	-	50,50,50,50	0
57	MG	YA	3132	1/1	0.96	0.47	-	35,35,35,35	0
57	MG	RA	3037	1/1	0.97	0.23	-	7,7,7,7	0
57	MG	RA	3016	1/1	0.95	0.32	-	2,2,2,2	0
57	MG	QA	1682	1/1	0.92	0.24	-	20,20,20,20	0
57	MG	YE	301	1/1	0.94	0.27	-	4,4,4,4	0
57	MG	YA	3153	1/1	0.93	0.20	-	31,31,31,31	0
57	MG	QA	1691	1/1	0.85	0.41	-	26,26,26,26	0
57	MG	XA	1676	1/1	0.95	0.34	-	15,15,15,15	0
57	MG	YA	3272	1/1	0.77	0.49	-	37,37,37,37	0
57	MG	RA	3076	1/1	0.98	0.25	-	3,3,3,3	0
57	MG	QA	1605	1/1	0.96	0.41	-	17,17,17,17	0
57	MG	RA	3041	1/1	0.98	0.35	-	23,23,23,23	0
57	MG	RA	3241	1/1	0.92	0.61	-	46,46,46,46	0
57	MG	RA	3176	1/1	0.92	0.55	-	25,25,25,25	0
57	MG	YA	3282	1/1	0.81	0.57	-	48,48,48,48	0
57	MG	YA	3143	1/1	0.87	0.27	-	25,25,25,25	0
57	MG	RA	3239	1/1	0.94	0.43	-	20,20,20,20	0
57	MG	YA	3251	1/1	0.86	0.55	-	36,36,36,36	0
57	MG	RA	3219	1/1	0.95	0.34	-	29,29,29,29	0
57	MG	YA	3263	1/1	0.87	0.32	-	23,23,23,23	0
57	MG	RA	3083	1/1	0.97	0.30	-	13,13,13,13	0
57	MG	RA	3162	1/1	0.97	0.28	-	43,43,43,43	0
57	MG	XA	1680	1/1	0.96	0.35	-	29,29,29,29	0
57	MG	YA	3301	1/1	0.94	0.46	-	52,52,52,52	0
57	MG	XA	1673	1/1	0.97	0.28	-	36,36,36,36	0
57	MG	RA	3258	1/1	0.93	0.28	-	37,37,37,37	0
57	MG	RA	3189	1/1	0.96	0.33	-	53,53,53,53	0
57	MG	RA	3263	1/1	0.92	0.42	-	50,50,50,50	0
57	MG	RA	3217	1/1	0.95	0.54	-	22,22,22,22	0
57	MG	RA	3293	1/1	0.86	0.59	-	54,54,54,54	0

Continued on next page...

Continued from previous page...

Mol	Type	Chain	Res	Atoms	RSCC	RSR	LLDF	B-factors(\AA^2)	Q<0.9
57	MG	QA	1652	1/1	0.99	0.07	-	91,91,91,91	0
57	MG	QA	1624	1/1	0.89	0.18	-	39,39,39,39	0
57	MG	YA	3010	1/1	0.97	0.29	-	3,3,3,3	0
57	MG	RA	3071	1/1	0.82	0.36	-	38,38,38,38	0
57	MG	RA	3128	1/1	0.75	0.25	-	38,38,38,38	0
57	MG	RA	3254	1/1	0.58	2.73	-	76,76,76,76	0
57	MG	RA	3177	1/1	0.94	0.26	-	25,25,25,25	0
57	MG	RA	3270	1/1	0.92	0.36	-	41,41,41,41	0
57	MG	RA	3051	1/1	0.94	0.35	-	1,1,1,1	0
57	MG	YA	3195	1/1	0.82	0.20	-	34,34,34,34	0
57	MG	XA	1605	1/1	0.71	0.55	-	26,26,26,26	0
57	MG	QA	1693	1/1	0.83	0.39	-	49,49,49,49	0
57	MG	YA	3046	1/1	0.97	0.36	-	3,3,3,3	0
57	MG	RA	3001	1/1	0.78	0.53	-	24,24,24,24	0
57	MG	RA	3185	1/1	0.94	0.19	-	34,34,34,34	0
57	MG	RA	3201	1/1	0.73	0.42	-	50,50,50,50	0
57	MG	RA	3197	1/1	0.91	0.80	-	46,46,46,46	0
57	MG	RA	3222	1/1	0.92	0.32	-	7,7,7,7	0
57	MG	RA	3246	1/1	0.77	0.69	-	58,58,58,58	0
57	MG	YA	3095	1/1	0.95	0.24	-	2,2,2,2	0
57	MG	YA	3018	1/1	0.98	0.39	-	4,4,4,4	0
57	MG	YA	3204	1/1	0.95	0.14	-	25,25,25,25	0
57	MG	YB	201	1/1	0.90	0.30	-	47,47,47,47	0
57	MG	YA	3029	1/1	0.95	0.30	-	6,6,6,6	0
57	MG	RA	3215	1/1	0.98	0.35	-	4,4,4,4	0
57	MG	YA	3019	1/1	0.98	0.41	-	3,3,3,3	0
57	MG	YA	3277	1/1	0.72	0.89	-	30,30,30,30	0
57	MG	YA	3318	1/1	0.85	0.26	-	38,38,38,38	0
57	MG	YA	3223	1/1	0.94	0.14	-	27,27,27,27	0
57	MG	RB	202	1/1	0.93	0.22	-	59,59,59,59	0
57	MG	YA	3334	1/1	0.89	0.62	-	48,48,48,48	0
57	MG	RA	3212	1/1	0.75	0.31	-	38,38,38,38	0
57	MG	RA	3305	1/1	0.81	0.56	-	42,42,42,42	0
57	MG	YA	3202	1/1	0.83	0.10	-	15,15,15,15	0
57	MG	RA	3255	1/1	0.92	0.42	-	33,33,33,33	0
57	MG	XA	1663	1/1	0.86	0.45	-	37,37,37,37	0
57	MG	QA	1641	1/1	0.96	0.23	-	16,16,16,16	0
57	MG	XA	1645	1/1	0.90	0.44	-	25,25,25,25	0
57	MG	XA	1690	1/1	0.93	0.19	-	48,48,48,48	0
57	MG	RE	301	1/1	0.93	0.26	-	8,8,8,8	0
57	MG	R5	101	1/1	0.84	0.28	-	12,12,12,12	0
57	MG	RA	3117	1/1	0.91	0.21	-	35,35,35,35	0

Continued on next page...

Continued from previous page...

Mol	Type	Chain	Res	Atoms	RSCC	RSR	LLDF	B-factors(\AA^2)	Q<0.9
57	MG	YA	3199	1/1	0.96	0.18	-	21,21,21,21	0
57	MG	XA	1664	1/1	0.95	0.33	-	18,18,18,18	0
57	MG	XA	1695	1/1	0.79	0.28	-	43,43,43,43	0
57	MG	RB	203	1/1	0.84	0.37	-	58,58,58,58	0
57	MG	RA	3082	1/1	0.94	0.26	-	2,2,2,2	0
57	MG	YA	3323	1/1	0.91	0.28	-	52,52,52,52	0
57	MG	YA	3021	1/1	0.99	0.35	-	3,3,3,3	0
57	MG	RA	3179	1/1	0.88	0.43	-	40,40,40,40	0
57	MG	YA	3210	1/1	0.91	0.28	-	33,33,33,33	0
57	MG	QA	1685	1/1	0.93	0.43	-	38,38,38,38	0
57	MG	QA	1654	1/1	0.97	0.31	-	46,46,46,46	0
57	MG	YA	3053	1/1	0.96	0.40	-	3,3,3,3	0
57	MG	QA	1603	1/1	0.86	0.31	-	9,9,9,9	0
57	MG	YA	3064	1/1	0.97	0.26	-	12,12,12,12	0
57	MG	RA	3149	1/1	0.90	0.13	-	15,15,15,15	0
57	MG	RA	3237	1/1	0.98	0.28	-	43,43,43,43	0
57	MG	YA	3276	1/1	0.96	0.23	-	7,7,7,7	0
57	MG	XA	1685	1/1	0.50	0.30	-	51,51,51,51	0
57	MG	RA	3218	1/1	0.94	0.17	-	31,31,31,31	0
57	MG	YA	3217	1/1	0.93	0.14	-	43,43,43,43	0
57	MG	YA	3043	1/1	0.95	0.36	-	2,2,2,2	0
57	MG	XA	1674	1/1	0.96	0.52	-	16,16,16,16	0
57	MG	YA	3086	1/1	0.93	0.36	-	1,1,1,1	0
57	MG	YA	3297	1/1	0.74	0.58	-	53,53,53,53	0
57	MG	RA	3091	1/1	0.96	0.24	-	12,12,12,12	0
57	MG	XA	1669	1/1	0.91	0.38	-	11,11,11,11	0
57	MG	YA	3063	1/1	0.97	0.23	-	4,4,4,4	0
57	MG	YA	3020	1/1	0.94	0.46	-	5,5,5,5	0
57	MG	RA	3168	1/1	0.97	0.36	-	21,21,21,21	0
57	MG	RA	3174	1/1	0.80	0.45	-	24,24,24,24	0
57	MG	YA	3100	1/1	0.97	0.43	-	6,6,6,6	0
57	MG	RA	3198	1/1	0.90	0.32	-	44,44,44,44	0
57	MG	YA	3190	1/1	0.81	0.22	-	6,6,6,6	0
57	MG	YA	3185	1/1	0.88	0.64	-	77,77,77,77	0
57	MG	RA	3284	1/1	0.80	0.21	-	51,51,51,51	0
57	MG	RA	3032	1/1	0.97	0.39	-	4,4,4,4	0
57	MG	XA	1601	1/1	0.99	0.48	-	7,7,7,7	0
57	MG	YA	3286	1/1	0.97	0.10	-	46,46,46,46	0
57	MG	XA	1660	1/1	0.80	0.21	-	44,44,44,44	0
57	MG	RA	3107	1/1	0.97	0.13	-	7,7,7,7	0
57	MG	YA	3062	1/1	0.96	0.29	-	5,5,5,5	0
57	MG	RA	3290	1/1	0.84	0.55	-	30,30,30,30	0

Continued on next page...

Continued from previous page...

Mol	Type	Chain	Res	Atoms	RSCC	RSR	LLDF	B-factors(\AA^2)	Q<0.9
57	MG	YA	3030	1/1	0.97	0.32	-	7,7,7,7	0
57	MG	XA	1710	1/1	0.98	0.19	-	29,29,29,29	0
57	MG	YA	3284	1/1	0.89	0.31	-	39,39,39,39	0
57	MG	RA	3299	1/1	0.88	0.83	-	43,43,43,43	0
57	MG	XA	1630	1/1	0.96	0.11	-	27,27,27,27	0
57	MG	QA	1656	1/1	0.97	0.28	-	39,39,39,39	0
57	MG	YA	3124	1/1	0.89	0.23	-	32,32,32,32	0
57	MG	YA	3137	1/1	0.83	0.29	-	12,12,12,12	0
57	MG	YA	3288	1/1	0.94	0.33	-	38,38,38,38	0
57	MG	XA	1623	1/1	0.93	0.48	-	14,14,14,14	0
57	MG	YA	3103	1/1	0.91	0.11	-	15,15,15,15	0
57	MG	Y5	101	1/1	0.95	0.24	-	18,18,18,18	0
57	MG	RA	3110	1/1	0.93	0.23	-	22,22,22,22	0
57	MG	YA	3076	1/1	0.98	0.39	-	14,14,14,14	0
57	MG	YA	3186	1/1	0.90	0.18	-	8,8,8,8	0
57	MG	YA	3165	1/1	0.97	0.25	-	23,23,23,23	0
57	MG	YA	3158	1/1	0.93	0.20	-	18,18,18,18	0
57	MG	YA	3182	1/1	0.98	0.08	-	30,30,30,30	0
57	MG	QA	1684	1/1	0.96	0.19	-	40,40,40,40	0
57	MG	QA	1670	1/1	0.86	0.42	-	25,25,25,25	0
57	MG	XA	1714	1/1	0.75	0.39	-	26,26,26,26	0
57	MG	YA	3108	1/1	0.99	0.16	-	15,15,15,15	0
57	MG	YA	3060	1/1	0.95	0.26	-	5,5,5,5	0
57	MG	QV	103	1/1	0.91	0.40	-	30,30,30,30	0
57	MG	RA	3127	1/1	0.94	0.18	-	12,12,12,12	0
57	MG	YA	3259	1/1	0.97	0.16	-	14,14,14,14	0
57	MG	XA	1682	1/1	0.97	0.28	-	3,3,3,3	0
57	MG	YA	3154	1/1	0.90	0.47	-	56,56,56,56	0
57	MG	QA	1601	1/1	0.90	0.18	-	38,38,38,38	0
57	MG	YA	3007	1/1	0.94	0.24	-	4,4,4,4	0
57	MG	QA	1607	1/1	0.98	0.07	-	22,22,22,22	0
57	MG	RA	3013	1/1	0.97	0.52	-	29,29,29,29	0
57	MG	QA	1694	1/1	0.95	0.26	-	50,50,50,50	0
57	MG	YA	3260	1/1	0.96	0.33	-	15,15,15,15	0
57	MG	YA	3121	1/1	0.94	0.16	-	19,19,19,19	0
57	MG	QA	1626	1/1	0.90	0.17	-	29,29,29,29	0
57	MG	RA	3109	1/1	0.95	0.37	-	11,11,11,11	0
57	MG	QA	1668	1/1	0.87	0.44	-	25,25,25,25	0
57	MG	YA	3265	1/1	0.97	0.18	-	23,23,23,23	0
57	MG	RA	3220	1/1	0.81	0.22	-	36,36,36,36	0
57	MG	XA	1672	1/1	0.96	0.41	-	10,10,10,10	0
57	MG	RA	3053	1/1	0.97	0.33	-	5,5,5,5	0

Continued on next page...

Continued from previous page...

Mol	Type	Chain	Res	Atoms	RSCC	RSR	LLDF	B-factors(\AA^2)	Q<0.9
57	MG	YA	3090	1/1	0.97	0.22	-	22,22,22,22	0
57	MG	RA	3102	1/1	0.99	0.17	-	9,9,9,9	0
57	MG	XA	1615	1/1	0.97	0.41	-	2,2,2,2	0
57	MG	XA	1636	1/1	0.93	0.30	-	52,52,52,52	0
57	MG	YA	3244	1/1	0.94	0.33	-	6,6,6,6	0
57	MG	XV	103	1/1	0.89	0.11	-	7,7,7,7	0
57	MG	QA	1611	1/1	0.98	0.34	-	2,2,2,2	0
57	MG	RA	3244	1/1	0.63	0.58	-	57,57,57,57	0
57	MG	QA	1632	1/1	0.96	0.28	-	16,16,16,16	0
57	MG	QA	1677	1/1	0.86	0.48	-	26,26,26,26	0
57	MG	QA	1681	1/1	0.78	0.60	-	43,43,43,43	0
57	MG	RA	3253	1/1	0.93	0.45	-	60,60,60,60	0
57	MG	RA	3207	1/1	0.69	0.15	-	32,32,32,32	0
57	MG	RA	3286	1/1	0.57	0.46	-	60,60,60,60	0
57	MG	YA	3055	1/1	0.94	0.35	-	9,9,9,9	0
57	MG	YA	3289	1/1	0.70	0.56	-	62,62,62,62	0
57	MG	YA	3198	1/1	0.89	0.40	-	86,86,86,86	0
57	MG	RA	3152	1/1	0.94	0.23	-	19,19,19,19	0
57	MG	XA	1648	1/1	0.83	0.26	-	21,21,21,21	0
57	MG	YA	3083	1/1	0.93	0.18	-	15,15,15,15	0
57	MG	RA	3294	1/1	0.83	0.65	-	51,51,51,51	0
57	MG	RA	3300	1/1	0.80	0.38	-	52,52,52,52	0
57	MG	QA	1687	1/1	0.90	0.50	-	40,40,40,40	0
57	MG	RA	3108	1/1	0.95	0.37	-	23,23,23,23	0
57	MG	YA	3128	1/1	0.23	0.48	-	24,24,24,24	0
57	MG	XV	101	1/1	0.88	0.20	-	25,25,25,25	0
57	MG	YA	3221	1/1	0.90	0.33	-	28,28,28,28	0
57	MG	YA	3119	1/1	0.93	0.42	-	15,15,15,15	0
57	MG	XA	1654	1/1	0.83	0.35	-	42,42,42,42	0
57	MG	RA	3115	1/1	0.90	0.14	-	33,33,33,33	0
57	MG	QA	1653	1/1	0.70	0.62	-	61,61,61,61	0
57	MG	XA	1612	1/1	0.99	0.07	-	2,2,2,2	0
57	MG	YA	3252	1/1	0.83	0.39	-	23,23,23,23	0
57	MG	RA	3073	1/1	0.98	0.32	-	2,2,2,2	0
57	MG	RA	3243	1/1	0.78	0.70	-	60,60,60,60	0
57	MG	YA	3300	1/1	0.86	0.99	-	69,69,69,69	0
57	MG	YA	3316	1/1	0.93	0.30	-	28,28,28,28	0
57	MG	QA	1673	1/1	0.88	0.30	-	35,35,35,35	0
57	MG	RA	3232	1/1	0.97	0.10	-	18,18,18,18	0
57	MG	RA	3125	1/1	0.96	0.20	-	9,9,9,9	0
57	MG	XA	1681	1/1	0.93	0.49	-	23,23,23,23	0
57	MG	RA	3050	1/1	0.99	0.14	-	3,3,3,3	0

Continued on next page...

Continued from previous page...

Mol	Type	Chain	Res	Atoms	RSCC	RSR	LLDF	B-factors(\AA^2)	Q<0.9
57	MG	YA	3218	1/1	0.92	0.21	-	40,40,40,40	0
57	MG	RA	3265	1/1	0.78	1.01	-	22,22,22,22	0
57	MG	RA	3096	1/1	0.93	0.48	-	10,10,10,10	0
57	MG	RA	3048	1/1	0.96	0.15	-	3,3,3,3	0
57	MG	XA	1696	1/1	0.85	0.52	-	25,25,25,25	0
57	MG	YA	3295	1/1	0.84	0.17	-	62,62,62,62	0
57	MG	RB	204	1/1	0.85	0.36	-	39,39,39,39	0
57	MG	QA	1686	1/1	0.92	0.32	-	38,38,38,38	0
57	MG	XA	1665	1/1	0.95	0.08	-	72,72,72,72	0
57	MG	YA	3131	1/1	0.97	0.16	-	35,35,35,35	0
57	MG	RA	3170	1/1	0.72	0.21	-	57,57,57,57	0
57	MG	RA	3261	1/1	0.92	0.27	-	38,38,38,38	0
57	MG	RA	3090	1/1	0.89	0.22	-	30,30,30,30	0
57	MG	YA	3315	1/1	0.95	0.36	-	17,17,17,17	0
57	MG	RA	3124	1/1	0.96	0.24	-	20,20,20,20	0
57	MG	RA	3100	1/1	0.96	0.18	-	14,14,14,14	0
57	MG	QA	1625	1/1	0.78	0.16	-	59,59,59,59	0
57	MG	YA	3279	1/1	0.95	0.27	-	30,30,30,30	0
57	MG	YA	3012	1/1	0.97	0.40	-	4,4,4,4	0
57	MG	YA	3192	1/1	0.92	0.42	-	12,12,12,12	0
57	MG	YA	3311	1/1	0.76	0.30	-	47,47,47,47	0
57	MG	XA	1691	1/1	0.77	0.48	-	34,34,34,34	0
57	MG	YA	3226	1/1	0.81	0.11	-	44,44,44,44	0
57	MG	YA	3188	1/1	0.91	0.23	-	31,31,31,31	0
57	MG	YA	3047	1/1	0.95	0.37	-	7,7,7,7	0
57	MG	RA	3047	1/1	0.98	0.34	-	1,1,1,1	0
57	MG	YA	3267	1/1	0.87	0.31	-	41,41,41,41	0
57	MG	RA	3046	1/1	0.96	0.42	-	6,6,6,6	0
57	MG	RA	3178	1/1	0.94	0.16	-	15,15,15,15	0
57	MG	RA	3260	1/1	0.89	0.31	-	135,135,135,135	0
57	MG	RA	3262	1/1	0.66	0.41	-	49,49,49,49	0
57	MG	RA	3018	1/1	0.97	0.26	-	8,8,8,8	0
57	MG	RA	3292	1/1	0.92	0.23	-	42,42,42,42	0
57	MG	YA	3305	1/1	0.94	0.41	-	42,42,42,42	0
57	MG	RA	3039	1/1	0.98	0.26	-	1,1,1,1	0
57	MG	YA	3280	1/1	0.65	0.67	-	67,67,67,67	0
57	MG	YA	3196	1/1	0.85	0.31	-	34,34,34,34	0
57	MG	YA	3236	1/1	0.97	0.47	-	6,6,6,6	0
57	MG	RA	3209	1/1	0.71	0.34	-	29,29,29,29	0
57	MG	RA	3157	1/1	0.94	0.20	-	52,52,52,52	0
57	MG	XA	1668	1/1	0.91	0.29	-	32,32,32,32	0
57	MG	YA	3268	1/1	0.90	0.23	-	17,17,17,17	0

Continued on next page...

Continued from previous page...

Mol	Type	Chain	Res	Atoms	RSCC	RSR	LLDF	B-factors(\AA^2)	Q<0.9
57	MG	YA	3220	1/1	0.82	0.29	-	60,60,60,60	0
57	MG	RA	3089	1/1	0.94	0.57	-	9,9,9,9	0
57	MG	YA	3193	1/1	0.92	0.18	-	18,18,18,18	0
57	MG	YA	3292	1/1	0.89	0.39	-	47,47,47,47	0
57	MG	YA	3273	1/1	0.99	0.26	-	37,37,37,37	0
57	MG	RA	3028	1/1	0.97	0.34	-	3,3,3,3	0
57	MG	YB	204	1/1	0.97	0.13	-	152,152,152,152	0
57	MG	YA	3148	1/1	0.89	0.11	-	55,55,55,55	0
57	MG	YA	3003	1/1	0.96	0.22	-	3,3,3,3	0
57	MG	RA	3003	1/1	0.93	0.27	-	11,11,11,11	0
57	MG	XA	1631	1/1	0.94	0.35	-	12,12,12,12	0
57	MG	RA	3277	1/1	0.82	0.40	-	38,38,38,38	0
57	MG	YA	3147	1/1	0.95	0.29	-	19,19,19,19	0
57	MG	YA	3290	1/1	0.92	0.59	-	41,41,41,41	0
57	MG	YA	3261	1/1	0.92	0.23	-	11,11,11,11	0
57	MG	YA	3281	1/1	0.82	0.44	-	44,44,44,44	0
57	MG	XA	1706	1/1	0.89	0.41	-	47,47,47,47	0
57	MG	XA	1641	1/1	0.98	0.23	-	7,7,7,7	0
57	MG	RA	3206	1/1	0.90	0.27	-	43,43,43,43	0
57	MG	YA	3082	1/1	0.98	0.32	-	7,7,7,7	0
57	MG	XA	1629	1/1	0.89	0.40	-	20,20,20,20	0
57	MG	YA	3243	1/1	0.83	0.32	-	18,18,18,18	0
57	MG	YA	3313	1/1	0.92	0.31	-	23,23,23,23	0
57	MG	QA	1614	1/1	0.94	0.19	-	29,29,29,29	0
57	MG	YA	3144	1/1	0.90	0.49	-	44,44,44,44	0
57	MG	RA	3078	1/1	0.97	0.28	-	16,16,16,16	0
57	MG	QF	201	1/1	0.88	0.17	-	41,41,41,41	0
57	MG	RA	3200	1/1	0.92	0.21	-	45,45,45,45	0
57	MG	RA	3045	1/1	0.97	0.29	-	11,11,11,11	0
57	MG	RA	3266	1/1	0.82	0.46	-	57,57,57,57	0
57	MG	RA	3132	1/1	0.98	0.14	-	32,32,32,32	0
57	MG	XA	1616	1/1	0.97	0.27	-	7,7,7,7	0
57	MG	YA	3117	1/1	0.95	0.31	-	12,12,12,12	0
57	MG	RA	3274	1/1	0.91	0.61	-	50,50,50,50	0
57	MG	YA	3155	1/1	0.96	0.13	-	18,18,18,18	0
57	MG	YA	3170	1/1	0.71	0.23	-	29,29,29,29	0
57	MG	RA	3145	1/1	0.95	0.21	-	38,38,38,38	0
57	MG	QA	1637	1/1	0.94	0.14	-	43,43,43,43	0
57	MG	YA	3262	1/1	0.94	0.59	-	5,5,5,5	0
57	MG	RA	3205	1/1	0.97	0.55	-	45,45,45,45	0
57	MG	QA	1628	1/1	0.69	0.27	-	44,44,44,44	0
57	MG	QA	1618	1/1	0.94	0.45	-	20,20,20,20	0

Continued on next page...

Continued from previous page...

Mol	Type	Chain	Res	Atoms	RSCC	RSR	LLDF	B-factors(\AA^2)	Q<0.9
57	MG	RA	3190	1/1	0.92	0.13	-	36,36,36,36	0
57	MG	YA	3287	1/1	0.87	0.94	-	47,47,47,47	0
57	MG	RA	3223	1/1	0.97	0.24	-	11,11,11,11	0
57	MG	YA	3052	1/1	0.98	0.34	-	14,14,14,14	0
57	MG	RA	3160	1/1	0.86	0.67	-	36,36,36,36	0
57	MG	XA	1626	1/1	0.91	0.20	-	23,23,23,23	0
57	MG	YA	3109	1/1	0.96	0.24	-	23,23,23,23	0
57	MG	YA	3296	1/1	0.89	0.58	-	55,55,55,55	0
57	MG	YA	3307	1/1	0.96	0.33	-	40,40,40,40	0
57	MG	Y7	101	1/1	0.90	0.55	-	31,31,31,31	0
57	MG	RA	3285	1/1	0.93	0.14	-	66,66,66,66	0
57	MG	XA	1693	1/1	0.84	0.72	-	36,36,36,36	0
57	MG	XA	1661	1/1	0.88	0.25	-	22,22,22,22	0
57	MG	YA	3087	1/1	0.98	0.26	-	4,4,4,4	0
57	MG	XA	1646	1/1	0.93	0.51	-	36,36,36,36	0
57	MG	YA	3114	1/1	0.90	0.20	-	7,7,7,7	0
57	MG	QV	101	1/1	0.93	0.32	-	21,21,21,21	0
57	MG	YA	3146	1/1	0.97	0.21	-	5,5,5,5	0
57	MG	YA	3283	1/1	0.94	0.24	-	34,34,34,34	0
57	MG	RB	205	1/1	0.89	0.41	-	41,41,41,41	0
57	MG	YA	3194	1/1	0.90	0.15	-	27,27,27,27	0
57	MG	RA	3113	1/1	0.94	0.44	-	17,17,17,17	0
57	MG	YA	3327	1/1	0.95	0.19	-	56,56,56,56	0
57	MG	RA	3023	1/1	0.96	0.16	-	4,4,4,4	0
57	MG	YA	3329	1/1	0.88	0.30	-	51,51,51,51	0
57	MG	YA	3022	1/1	0.96	0.25	-	10,10,10,10	0
57	MG	YA	3039	1/1	0.97	0.17	-	2,2,2,2	0
57	MG	YA	3239	1/1	0.97	0.27	-	10,10,10,10	0
57	MG	YA	3219	1/1	0.97	0.17	-	37,37,37,37	0
57	MG	QA	1651	1/1	0.92	0.16	-	56,56,56,56	0
57	MG	YA	3074	1/1	0.85	0.47	-	32,32,32,32	0
57	MG	RA	3268	1/1	0.82	0.54	-	35,35,35,35	0
57	MG	XA	1684	1/1	0.89	0.38	-	26,26,26,26	0
57	MG	XA	1698	1/1	0.86	0.33	-	24,24,24,24	0
57	MG	QX	102	1/1	0.92	0.28	-	45,45,45,45	0
57	MG	RA	3288	1/1	0.83	0.55	-	54,54,54,54	0
57	MG	RA	3067	1/1	0.89	0.35	-	28,28,28,28	0
57	MG	XA	1638	1/1	0.95	0.13	-	46,46,46,46	0
57	MG	QA	1690	1/1	0.88	0.27	-	29,29,29,29	0
57	MG	YA	3145	1/1	0.94	0.14	-	2,2,2,2	0
57	MG	RA	3154	1/1	0.96	0.22	-	11,11,11,11	0
57	MG	YA	3322	1/1	0.88	0.41	-	44,44,44,44	0

Continued on next page...

Continued from previous page...

Mol	Type	Chain	Res	Atoms	RSCC	RSR	LLDF	B-factors(\AA^2)	Q<0.9
57	MG	RA	3275	1/1	0.71	0.52	-	51,51,51,51	0
57	MG	YA	3234	1/1	0.85	0.70	-	54,54,54,54	0
57	MG	XA	1651	1/1	0.93	0.45	-	50,50,50,50	0
57	MG	RA	3169	1/1	0.89	0.22	-	24,24,24,24	0
57	MG	YA	3235	1/1	0.83	0.47	-	18,18,18,18	0
57	MG	YA	3278	1/1	0.89	0.34	-	32,32,32,32	0
57	MG	QA	1633	1/1	0.93	0.12	-	25,25,25,25	0
57	MG	YA	3230	1/1	0.92	0.23	-	8,8,8,8	0
57	MG	QA	1683	1/1	0.94	0.52	-	37,37,37,37	0

6.5 Other polymers [i](#)

There are no such residues in this entry.