



# Full wwPDB/EMDatabank EM Map/Model Validation Report ⓘ

Aug 7, 2017 – 04:33 PM EDT

PDB ID : 5U07  
EMDB ID: : EMD-8477  
Title : CRISPR RNA-guided surveillance complex  
Authors : Xiao, Y.; Luo, M.; Hayes, R.P.; Kim, J.; Ng, S.; Ding, F.; Liao, M.; Ke, A.  
Deposited on : unknown  
Resolution : 3.80 Å(reported)

This is a Full wwPDB/EMDatabank EM Map/Model Validation Report  
for a publicly released PDB/EMDB entry.

We welcome your comments at [validation@mail.wwpdb.org](mailto:validation@mail.wwpdb.org)  
A user guide is available at  
<http://wwpdb.org/validation/2016/EMValidationReportHelp>  
with specific help available everywhere you see the ⓘ symbol.

---

MolProbity : 4.02b-467  
Percentile statistics : 20161228.v01 (using entries in the PDB archive December 28th 2016)  
Ideal geometry (proteins) : Engh & Huber (2001)  
Ideal geometry (DNA, RNA) : Parkinson et. al. (1996)  
Validation Pipeline (wwPDB-VP) : rb-20029824



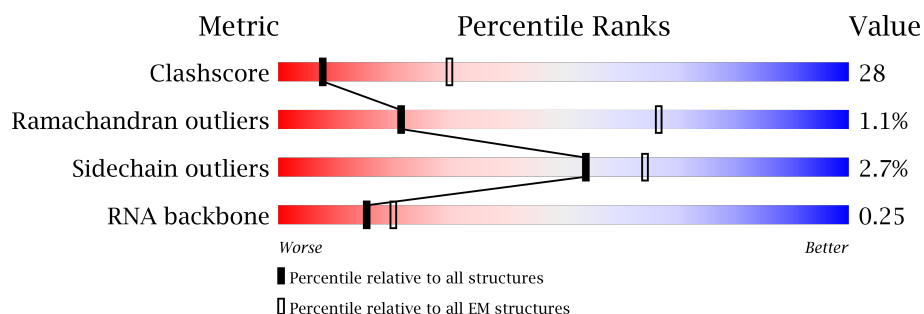
# 1 Overall quality at a glance

The following experimental techniques were used to determine the structure:

*ELECTRON MICROSCOPY*

The reported resolution of this entry is 3.80 Å.

Percentile scores (ranging between 0-100) for global validation metrics of the entry are shown in the following graphic. The table shows the number of entries on which the scores are based.



Metric	Whole archive (#Entries)	EM structures (#Entries)
Clashscore	125131	1336
Ramachandran outliers	121729	1120
Sidechain outliers	121581	1026
RNA backbone	3398	335

The table below summarises the geometric issues observed across the polymeric chains. The red, orange, yellow and green segments on the bar indicate the fraction of residues that contain outliers for  $\geq 3$ , 2, 1 and 0 types of geometric quality criteria. A grey segment represents the fraction of residues that are not modelled. The numeric value for each fraction is indicated below the corresponding segment, with a dot representing fractions  $\leq 5\%$ .

Mol	Chain	Length	Quality of chain
1	A	232	34% 41% 6% • 18%
2	B	244	27% 35% • 34%
2	J	244	30% 33% 7% 30%
3	C	549	43% 43% • 10%
4	D	373	40% 29% • 30%
4	E	373	55% 42% • •
4	F	373	56% 39% • •
4	G	373	61% 36% • •

*Continued on next page...*



Continued from previous page...

Mol	Chain	Length	Quality of chain
4	H	373	<div><div></div><div>58%38%</div><div>..</div></div>
4	I	373	<div><div></div><div>51%36%12%</div><div>.</div></div>
5	K	61	<div><div></div><div>16%44%36%</div><div>.</div></div>
6	M	21	<div><div></div><div>19%71%10%</div><div></div></div>
7	N	254	<div><div></div><div>46%48%5%</div><div>.</div></div>
8	O	13	<div><div></div><div>23%69%8%</div><div></div></div>



## 2 Entry composition

There are 8 unique types of molecules in this entry. The entry contains 27681 atoms, of which 0 are hydrogens and 0 are deuteriums.

In the tables below, the AltConf column contains the number of residues with at least one atom in alternate conformation and the Trace column contains the number of residues modelled with at most 2 atoms.

- Molecule 1 is a protein called CRISPR-associated protein, Cse3 family.

Mol	Chain	Residues	Atoms					AltConf	Trace
1	A	190	Total	C	N	O	S	0	0
			1471	909	303	258	1		

- Molecule 2 is a protein called Cse2.

Mol	Chain	Residues	Atoms					AltConf	Trace
2	B	161	Total	C	N	O	S	0	0
			1285	811	256	216	2		
2	J	170	Total	C	N	O	S	0	0
			1319	831	261	225	2		

- Molecule 3 is a protein called CRISPR-associated protein, Cse1 family.

Mol	Chain	Residues	Atoms					AltConf	Trace
3	C	493	Total	C	N	O	S	0	0
			3880	2466	709	696	9		

- Molecule 4 is a protein called CRISPR-associated protein, Cse4 family.

Mol	Chain	Residues	Atoms					AltConf	Trace
4	D	260	Total	C	N	O	S	0	0
			2017	1266	356	390	5		
4	E	367	Total	C	N	O	S	0	0
			2828	1775	507	541	5		
4	F	367	Total	C	N	O	S	0	0
			2834	1777	509	543	5		
4	G	366	Total	C	N	O	S	0	0
			2823	1769	505	544	5		
4	H	366	Total	C	N	O	S	0	0
			2829	1772	508	544	5		
4	I	329	Total	C	N	O	S	0	0
			2544	1595	459	487	3		



- Molecule 5 is a RNA chain called crRNA.

Mol	Chain	Residues	Atoms					AltConf	Trace
5	K	59	Total	C	N	O	P	0	0
			1267	565	235	409	58		

- Molecule 6 is a DNA chain called Target Strand.

Mol	Chain	Residues	Atoms					AltConf	Trace
6	M	21	Total	C	N	O	P	0	0
			425	203	70	131	21		

- Molecule 7 is a protein called CRISPR-associated protein, Cas5e family.

Mol	Chain	Residues	Atoms					AltConf	Trace
7	N	241	Total	C	N	O	S	0	0
			1891	1201	343	344	3		

- Molecule 8 is a DNA chain called Nontarget Strand.

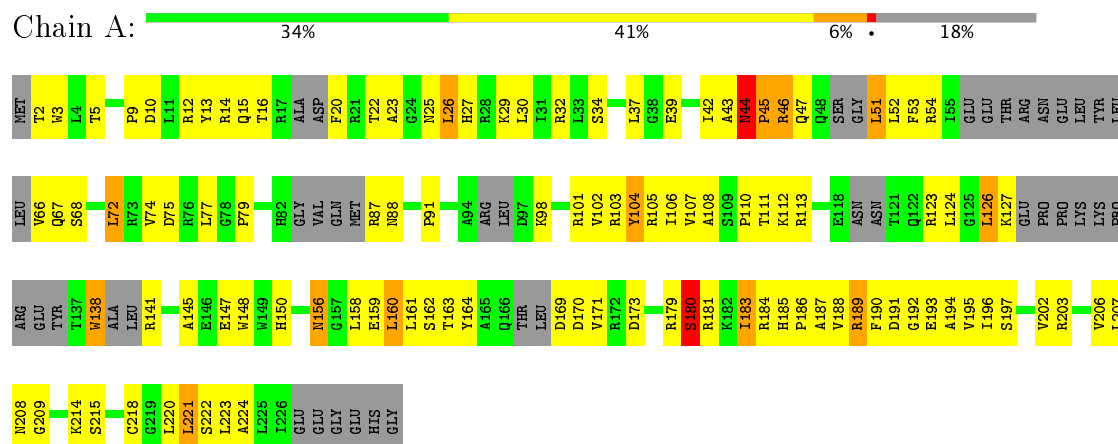
Mol	Chain	Residues	Atoms					AltConf	Trace
8	O	13	Total	C	N	O	P	0	0
			268	125	55	75	13		



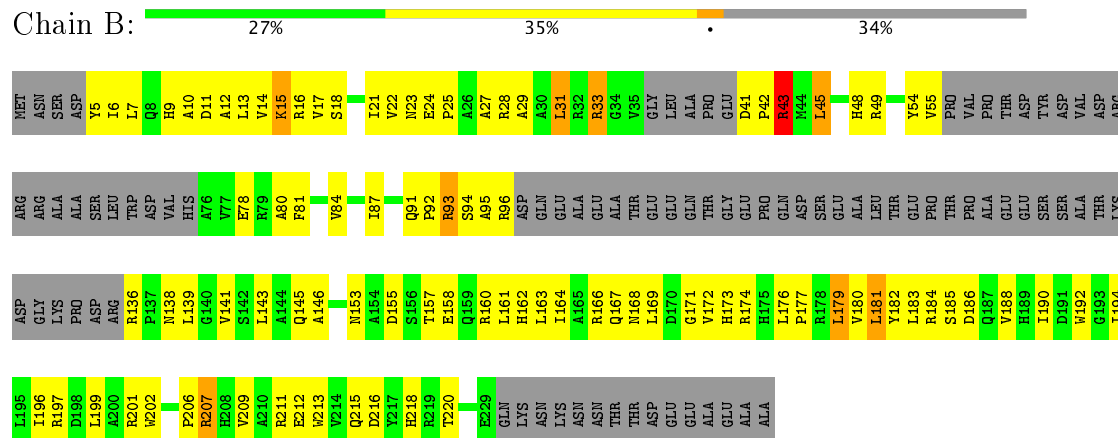
### 3 Residue-property plots

These plots are drawn for all protein, RNA and DNA chains in the entry. The first graphic for a chain summarises the proportions of the various outlier classes displayed in the second graphic. The second graphic shows the sequence view annotated by issues in geometry. Residues are color-coded according to the number of geometric quality criteria for which they contain at least one outlier: green = 0, yellow = 1, orange = 2 and red = 3 or more. Stretches of 2 or more consecutive residues without any outlier are shown as a green connector. Residues present in the sample, but not in the model, are shown in grey.

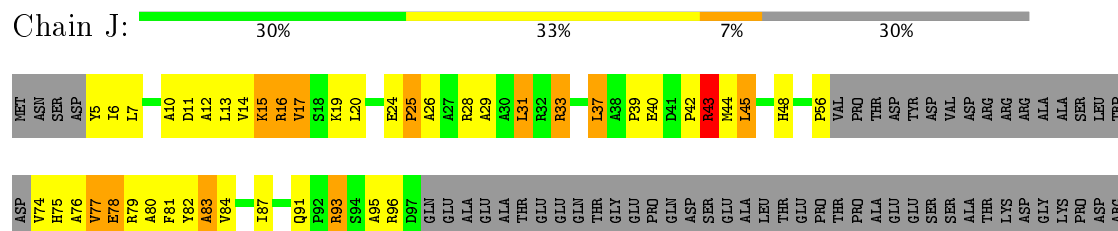
- Molecule 1: CRISPR-associated protein, Cse3 family



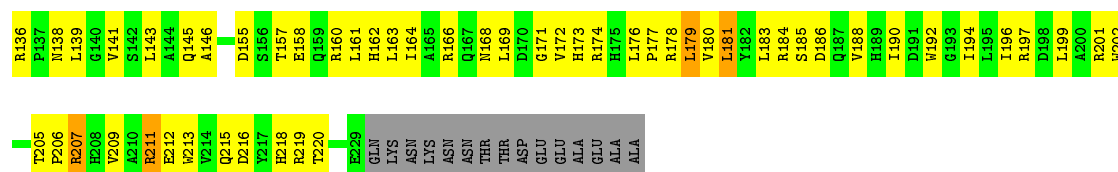
- Molecule 2: Cse2



- Molecule 2: Cse2

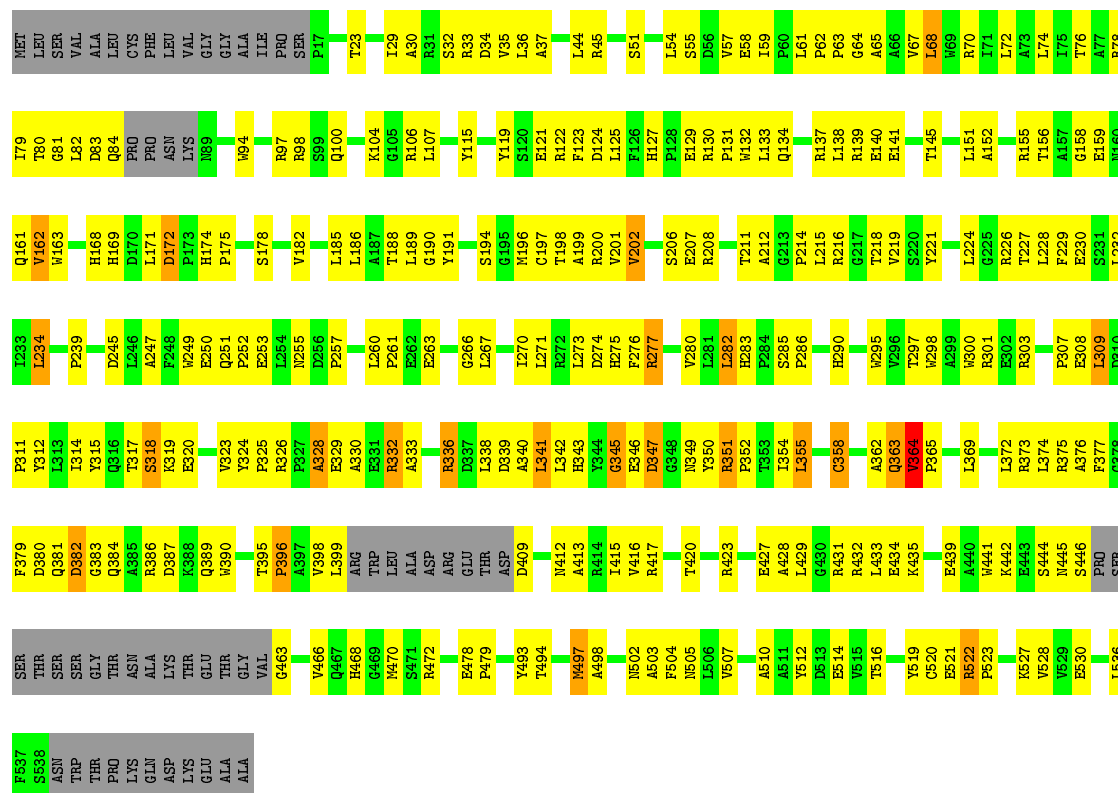






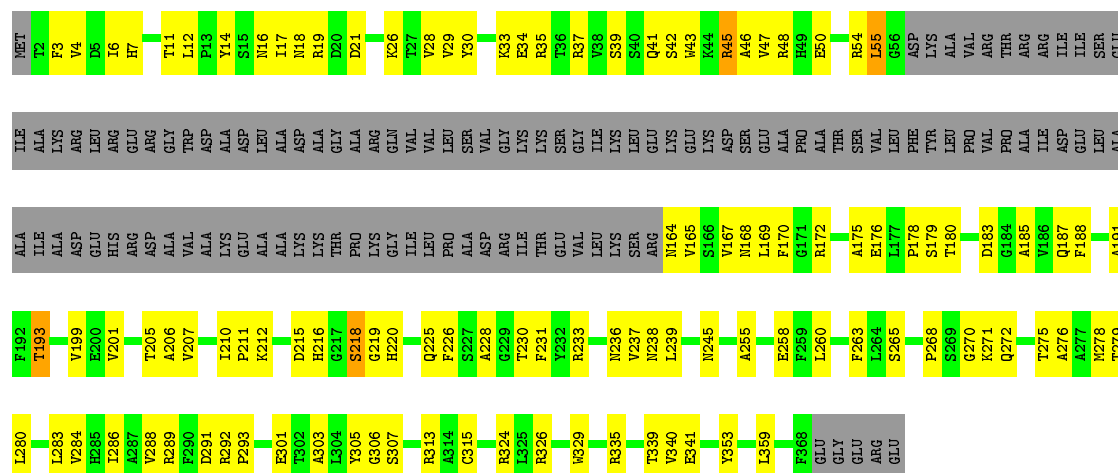
• Molecule 3: CRISPR-associated protein, Cse1 family

Chain C: 43% 43% 10%



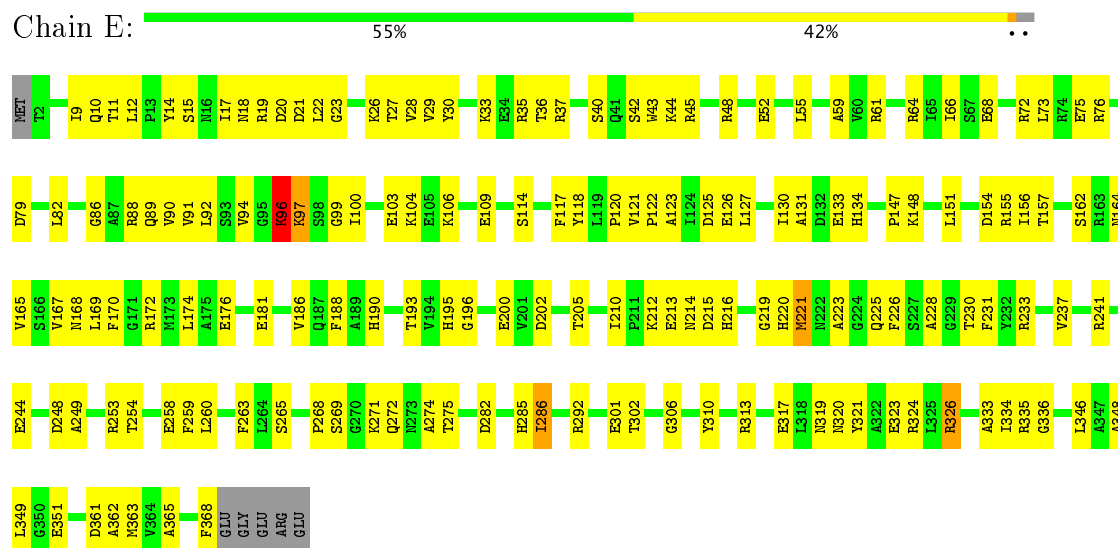
• Molecule 4: CRISPR-associated protein, Cse4 family

Chain D: 40% 29% 30%





• Molecule 4: CRISPR-associated protein, Cse4 family

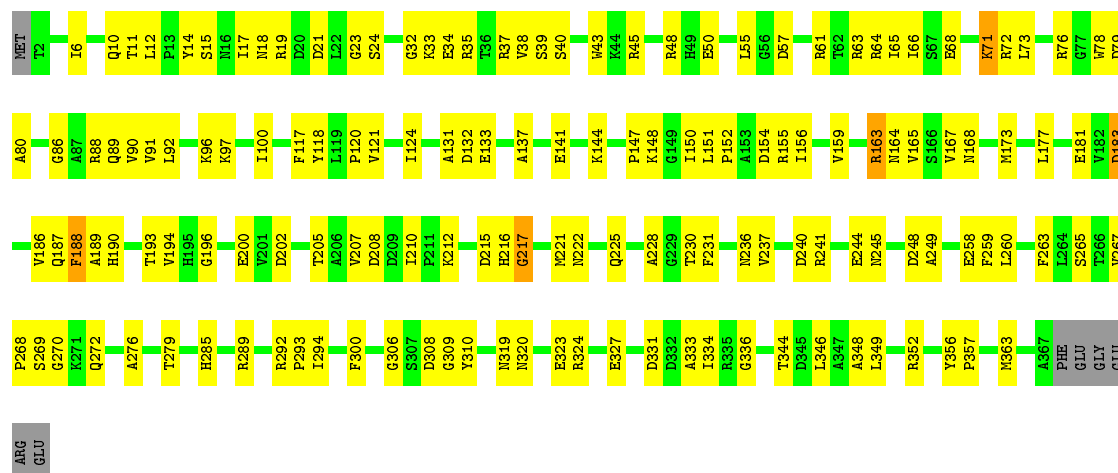






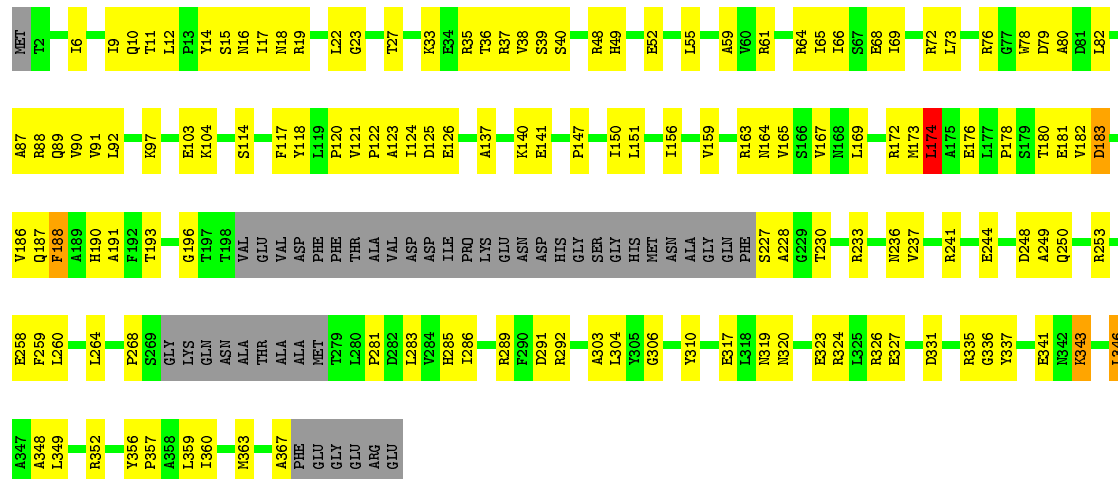
- Molecule 4: CRISPR-associated protein, Cse4 family

Chain H: 58% 38% . .




- Molecule 4: CRISPR-associated protein, Cse4 family

Chain I: 51% 36% . 12%



- Molecule 5: crRNA

Chain K: 16% 44% 36% .



- Molecule 6: Target Strand

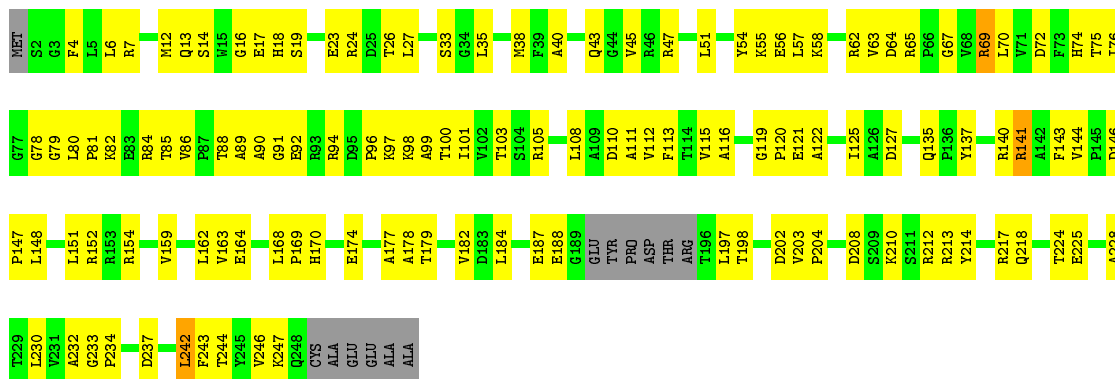
Chain M: 19% 71% 10%





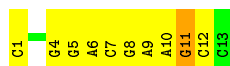
- Molecule 7: CRISPR-associated protein, Cas5e family

Chain N: 46% 48% 5%



- Molecule 8: Nontarget Strand

Chain O: 23% 69% 8%





## 4 Experimental information

Property	Value	Source
Reconstruction method	SINGLE PARTICLE	Depositor
Imposed symmetry	POINT, C1	Depositor
Number of particles used	70222	Depositor
Resolution determination method	FSC 0.5 CUT-OFF	Depositor
CTF correction method	PHASE FLIPPING AND AMPLITUDE CORRECTION	Depositor
Microscope	FEI POLARA 300	Depositor
Voltage (kV)	300	Depositor
Electron dose ( $e^-/\text{\AA}^2$ )	8	Depositor
Minimum defocus (nm)	1000	Depositor
Maximum defocus (nm)	2300	Depositor
Magnification	31000	Depositor
Image detector	GATAN K2 SUMMIT (4k x 4k)	Depositor



## 5 Model quality ⓘ

### 5.1 Standard geometry ⓘ

The Z score for a bond length (or angle) is the number of standard deviations the observed value is removed from the expected value. A bond length (or angle) with  $|Z| > 5$  is considered an outlier worth inspection. RMSZ is the root-mean-square of all Z scores of the bond lengths (or angles).

Mol	Chain	Bond lengths		Bond angles	
		RMSZ	# Z  >2	RMSZ	# Z  >2
1	A	0.36	0/1489	0.90	8/1995 (0.4%)
2	B	0.42	0/1310	0.80	3/1777 (0.2%)
2	J	0.41	0/1348	0.81	5/1836 (0.3%)
3	C	0.45	0/3991	0.75	2/5445 (0.0%)
4	D	0.60	0/2060	0.72	1/2802 (0.0%)
4	E	0.59	0/2881	0.70	1/3910 (0.0%)
4	F	0.61	0/2888	0.72	3/3919 (0.1%)
4	G	0.59	0/2876	0.68	1/3904 (0.0%)
4	H	0.57	0/2882	0.71	2/3911 (0.1%)
4	I	0.50	0/2587	0.72	3/3508 (0.1%)
5	K	0.83	0/1417	1.06	4/2208 (0.2%)
6	M	0.92	0/473	1.12	3/727 (0.4%)
7	N	0.54	0/1934	0.75	1/2631 (0.0%)
8	O	0.86	1/301 (0.3%)	1.02	3/462 (0.6%)
All	All	0.56	1/28437 (0.0%)	0.77	40/39035 (0.1%)

All (1) bond length outliers are listed below:

Mol	Chain	Res	Type	Atoms	Z	Observed(Å)	Ideal(Å)
8	O	11	DG	C3'-O3'	5.72	1.51	1.44

All (40) bond angle outliers are listed below:

Mol	Chain	Res	Type	Atoms	Z	Observed(°)	Ideal(°)
4	H	188	PHE	CB-CG-CD2	-9.57	114.10	120.80
4	I	188	PHE	CB-CG-CD2	-9.06	114.45	120.80
4	H	188	PHE	CB-CG-CD1	8.91	127.04	120.80
4	I	174	LEU	CA-CB-CG	8.21	134.19	115.30
8	O	11	DG	P-O3'-C3'	7.37	128.54	119.70
2	B	179	LEU	CA-CB-CG	7.36	132.22	115.30
2	J	179	LEU	CA-CB-CG	7.35	132.21	115.30
2	J	43	ARG	NE-CZ-NH1	6.53	123.56	120.30
6	M	39	DA	O4'-C1'-N9	6.47	112.53	108.00

*Continued on next page...*



*Continued from previous page...*

Mol	Chain	Res	Type	Atoms	Z	Observed(°)	Ideal(°)
1	A	221	LEU	CA-CB-CG	6.46	130.15	115.30
4	D	55	LEU	CA-CB-CG	6.44	130.10	115.30
4	I	188	PHE	CB-CG-CD1	6.37	125.26	120.80
8	O	11	DG	O3'-P-O5'	6.28	115.93	104.00
2	B	43	ARG	NE-CZ-NH1	6.27	123.44	120.30
6	M	41	DT	O4'-C1'-N1	-6.27	103.61	108.00
4	F	188	PHE	CB-CG-CD2	-6.20	116.46	120.80
7	N	168	LEU	CA-CB-CG	6.08	129.29	115.30
2	B	31	LEU	CA-CB-CG	5.89	128.84	115.30
2	J	31	LEU	CA-CB-CG	5.87	128.79	115.30
1	A	26	LEU	CA-CB-CG	5.82	128.68	115.30
5	K	20	U	C2-N1-C1'	5.79	124.65	117.70
4	F	188	PHE	CB-CG-CD1	5.69	124.78	120.80
2	J	37	LEU	CA-CB-CG	5.68	128.37	115.30
1	A	104	TYR	N-CA-CB	-5.62	100.48	110.60
3	C	172	ASP	CB-CG-OD1	5.58	123.33	118.30
1	A	126	LEU	CB-CG-CD1	5.52	120.38	111.00
4	G	188	PHE	CB-CG-CD2	-5.49	116.95	120.80
8	O	11	DG	O4'-C1'-N9	5.34	111.74	108.00
1	A	51	LEU	CA-CB-CG	5.33	127.55	115.30
5	K	43	G	O4'-C1'-N9	5.31	112.44	108.20
1	A	44	ASN	C-N-CD	5.23	139.39	128.40
5	K	14	G	O4'-C1'-N9	5.14	112.31	108.20
3	C	74	LEU	CB-CG-CD2	-5.13	102.27	111.00
4	F	202	ASP	CB-CG-OD1	5.13	122.92	118.30
5	K	20	U	N3-C2-O2	-5.09	118.63	122.20
4	E	96	LYS	CA-CB-CG	5.08	124.57	113.40
2	J	24	GLU	C-N-CD	5.06	139.02	128.40
1	A	106	ILE	N-CA-CB	5.03	122.36	110.80
6	M	39	DA	O4'-C1'-C2'	5.02	109.91	105.90
1	A	72	LEU	CA-CB-CG	5.01	126.83	115.30

There are no chirality outliers.

There are no planarity outliers.

## 5.2 Too-close contacts ⓘ

In the following table, the Non-H and H(model) columns list the number of non-hydrogen atoms and hydrogen atoms in the chain respectively. The H(added) column lists the number of hydrogen atoms added and optimized by MolProbity. The Clashes column lists the number of clashes within the asymmetric unit, whereas Symm-Clashes lists symmetry related clashes.



Mol	Chain	Non-H	H(model)	H(added)	Clashes	Symm-Clashes
1	A	1471	0	1452	140	0
2	B	1285	0	1299	123	0
2	J	1319	0	1291	131	0
3	C	3880	0	3775	287	0
4	D	2017	0	1937	127	0
4	E	2828	0	2798	139	0
4	F	2834	0	2798	160	0
4	G	2823	0	2789	117	0
4	H	2829	0	2800	126	0
4	I	2544	0	2542	125	0
5	K	1267	0	642	94	0
6	M	425	0	239	28	0
7	N	1891	0	1914	129	0
8	O	268	0	144	15	0
All	All	27681	0	26420	1521	0

The all-atom clashscore is defined as the number of clashes found per 1000 atoms (including hydrogen atoms). The all-atom clashscore for this structure is 28.

All (1521) close contacts within the same asymmetric unit are listed below, sorted by their clash magnitude.

Atom-1	Atom-2	Interatomic distance (Å)	Clash overlap (Å)
2:B:153:ASN:HD21	4:F:220:HIS:CD2	1.41	1.37
2:B:153:ASN:ND2	4:F:220:HIS:HD2	1.32	1.27
1:A:107:VAL:HA	1:A:188:VAL:O	1.41	1.18
3:C:211:THR:HG21	3:C:277:ARG:HG2	1.25	1.18
3:C:341:LEU:CD1	3:C:374:LEU:HD21	1.76	1.14
3:C:211:THR:CG2	3:C:277:ARG:HG2	1.77	1.13
1:A:159:GLU:CB	1:A:194:ALA:HA	1.78	1.12
4:I:17:ILE:HG21	4:I:268:PRO:HB2	1.25	1.10
2:J:77:VAL:HG13	2:J:78:GLU:H	1.16	1.07
8:O:11:DG:H2"	8:O:12:DC:H5'	1.35	1.07
2:J:13:LEU:O	2:J:17:VAL:HG23	1.56	1.05
2:J:74:VAL:HG12	2:J:75:HIS:H	1.24	1.02
1:A:105:ARG:HA	1:A:190:PHE:O	1.59	1.00
3:C:341:LEU:HD12	3:C:374:LEU:HD21	1.42	1.00
3:C:341:LEU:HD12	3:C:374:LEU:CD2	1.91	0.99
1:A:102:VAL:O	1:A:193:GLU:HA	1.60	0.98
1:A:29:LYS:HD3	1:A:32:ARG:HE	1.29	0.98
1:A:103:ARG:O	1:A:223:LEU:HA	1.60	0.98
2:J:77:VAL:O	2:J:80:ALA:N	1.96	0.97
2:J:43:ARG:HH11	2:J:43:ARG:HG2	1.30	0.96

*Continued on next page...*



*Continued from previous page...*

Atom-1	Atom-2	Interatomic distance (Å)	Clash overlap (Å)
1:A:54:ARG:HG3	1:A:220:LEU:HB3	1.47	0.96
2:J:39:PRO:HB3	2:J:82:TYR:HD2	1.27	0.96
4:H:336:GLY:HA3	4:H:363:MET:HE3	1.46	0.96
2:B:166:ARG:HG2	2:J:42:PRO:HB3	1.48	0.96
2:B:43:ARG:HG2	2:B:43:ARG:HH11	1.30	0.95
4:D:238:ASN:HB2	7:N:135:GLN:HE22	1.30	0.95
2:J:39:PRO:HB3	2:J:82:TYR:CD2	2.03	0.93
1:A:159:GLU:CB	1:A:194:ALA:CA	2.45	0.93
2:B:84:VAL:HG11	2:B:196:ILE:HG12	1.49	0.93
4:H:289:ARG:HH12	4:H:294:ILE:HD12	1.31	0.93
3:C:169:HIS:HE1	4:D:178:PRO:HD2	1.31	0.92
5:K:33:G:N2	5:K:34:G:C2	2.37	0.92
2:J:74:VAL:O	2:J:77:VAL:HG12	1.70	0.91
3:C:341:LEU:HD11	3:C:374:LEU:HD21	1.52	0.91
1:A:159:GLU:CB	1:A:194:ALA:CB	2.49	0.91
4:G:141:GLU:HG3	4:G:150:ILE:HD11	1.54	0.90
3:C:523:PRO:HB2	2:J:162:HIS:ND1	1.86	0.90
4:F:324:ARG:HH12	4:G:342:ASN:HB2	1.37	0.89
3:C:341:LEU:C	3:C:342:LEU:HD23	1.92	0.89
3:C:119:TYR:CE2	3:C:250:GLU:HG2	2.07	0.89
1:A:126:LEU:HD22	1:A:138:TRP:HB3	1.54	0.89
1:A:101:ARG:HA	1:A:194:ALA:O	1.74	0.88
2:B:207:ARG:HB2	2:J:40:GLU:HG2	1.53	0.88
1:A:160:LEU:HB3	1:A:193:GLU:H	1.39	0.87
3:C:211:THR:HG21	3:C:277:ARG:CG	2.05	0.87
4:G:14:TYR:H	4:G:228:ALA:HB2	1.41	0.85
2:J:143:LEU:HD13	2:J:161:LEU:HD21	1.58	0.85
4:F:336:GLY:HA3	4:F:363:MET:HE3	1.58	0.85
7:N:85:THR:HG21	7:N:99:ALA:HB1	1.57	0.85
2:J:91:GLN:HE21	2:J:184:ARG:HB3	1.40	0.85
4:D:3:PHE:CD2	4:D:293:PRO:HD3	2.12	0.84
4:D:3:PHE:HD2	4:D:293:PRO:HD3	1.41	0.84
6:M:54:DG:N2	8:O:1:DC:O2	2.10	0.84
2:B:91:GLN:HE21	2:B:184:ARG:HB3	1.40	0.84
4:I:141:GLU:HG3	4:I:150:ILE:HD11	1.58	0.84
3:C:502:ASN:HB2	3:C:505:ASN:HD22	1.43	0.83
1:A:98:LYS:HA	1:A:196:ILE:HB	1.59	0.83
4:F:141:GLU:HG2	4:F:150:ILE:HD11	1.61	0.83
2:B:172:VAL:O	2:B:176:LEU:HB2	1.79	0.82
3:C:97:ARG:NH2	3:C:100:GLN:HE21	1.77	0.82
2:B:182:TYR:CD2	4:E:22:LEU:HB3	2.15	0.82

*Continued on next page...*



*Continued from previous page...*

Atom-1	Atom-2	Interatomic distance (Å)	Clash overlap (Å)
2:B:143:LEU:HD13	2:B:161:LEU:HD21	1.58	0.82
2:B:153:ASN:ND2	4:F:220:HIS:CD2	2.20	0.82
2:J:172:VAL:O	2:J:176:LEU:HB2	1.79	0.82
3:C:342:LEU:HD12	3:C:416:VAL:HG13	1.62	0.82
4:F:105:GLU:HG3	4:F:111:PRO:HB3	1.62	0.82
1:A:104:TYR:HA	1:A:222:SER:O	1.80	0.81
3:C:119:TYR:HE2	3:C:250:GLU:HG2	1.44	0.81
8:O:11:DG:H2''	8:O:12:DC:C5'	2.08	0.81
4:E:202:ASP:HB3	4:I:37:ARG:HH22	1.46	0.81
7:N:78:GLY:HA2	7:N:100:THR:HG22	1.63	0.81
4:D:238:ASN:HB2	7:N:135:GLN:NE2	1.96	0.80
4:F:14:TYR:H	4:F:228:ALA:HB2	1.45	0.80
4:G:336:GLY:HA3	4:G:363:MET:HE3	1.63	0.80
4:G:96:LYS:HG2	4:G:97:LYS:H	1.46	0.80
4:H:17:ILE:O	4:H:270:GLY:HA3	1.82	0.80
3:C:379:PHE:HD1	3:C:390:TRP:HB3	1.45	0.80
2:B:87:ILE:HD11	2:B:177:PRO:HA	1.63	0.80
1:A:161:LEU:H	4:I:14:TYR:HE1	1.29	0.79
1:A:112:LYS:HE3	1:A:127:LYS:HA	1.63	0.79
3:C:494:THR:HB	3:C:497:MET:HG2	1.65	0.79
1:A:158:LEU:O	1:A:195:VAL:HG12	1.83	0.79
1:A:43:ALA:O	1:A:45:PRO:HD3	1.82	0.79
3:C:212:ALA:H	3:C:303:ARG:HH21	1.31	0.79
2:J:155:ASP:O	2:J:158:GLU:HB3	1.83	0.79
4:F:164:ASN:OD1	4:F:165:VAL:N	2.16	0.79
4:E:96:LYS:HD2	4:E:97:LYS:N	1.98	0.78
4:H:14:TYR:H	4:H:228:ALA:HB2	1.48	0.78
2:J:77:VAL:HG13	2:J:78:GLU:N	1.96	0.78
3:C:211:THR:HG23	3:C:277:ARG:HG2	1.65	0.78
2:J:87:ILE:HD11	2:J:177:PRO:HA	1.63	0.78
1:A:16:THR:HB	2:B:54:TYR:HE1	1.48	0.77
4:G:64:ARG:HG3	4:H:210:ILE:HD11	1.66	0.77
1:A:107:VAL:HG13	1:A:218:CYS:HA	1.64	0.77
7:N:202:ASP:OD1	7:N:203:VAL:N	2.17	0.77
2:B:155:ASP:O	2:B:158:GLU:HB3	1.85	0.76
3:C:104:LYS:HD2	3:C:106:ARG:H	1.50	0.76
3:C:191:TYR:CE1	3:C:215:LEU:O	2.38	0.76
3:C:169:HIS:CE1	4:D:178:PRO:HD2	2.18	0.76
4:G:18:ASN:HD21	4:G:39:SER:H	1.31	0.76
5:K:32:U:H2'	5:K:33:G:H4'	1.66	0.76
4:E:164:ASN:OD1	4:E:165:VAL:N	2.18	0.76

*Continued on next page...*



*Continued from previous page...*

Atom-1	Atom-2	Interatomic distance (Å)	Clash overlap (Å)
3:C:522:ARG:HD2	3:C:522:ARG:H	1.51	0.76
4:D:28:VAL:CG2	4:D:37:ARG:HD3	2.15	0.76
4:D:28:VAL:HG23	4:D:37:ARG:HD3	1.66	0.76
2:B:93:ARG:HD2	4:E:220:HIS:HA	1.68	0.75
3:C:44:LEU:HD11	3:C:72:LEU:HD21	1.68	0.75
4:I:72:ARG:HH22	4:I:121:VAL:HG13	1.50	0.75
2:B:91:GLN:HE22	2:B:181:LEU:HA	1.52	0.75
3:C:175:PRO:HB2	3:C:290:HIS:HB3	1.69	0.75
3:C:504:PHE:HA	3:C:507:VAL:HG12	1.68	0.75
3:C:382:ASP:HB2	3:C:386:ARG:HB2	1.69	0.75
2:J:56:PRO:HD2	2:J:81:PHE:CE2	2.22	0.75
2:J:91:GLN:HE22	2:J:181:LEU:HA	1.52	0.74
4:E:14:TYR:H	4:E:228:ALA:HB2	1.51	0.74
4:F:17:ILE:HD11	4:F:38:VAL:HG21	1.69	0.74
4:G:164:ASN:OD1	4:G:165:VAL:N	2.20	0.74
1:A:104:TYR:O	1:A:191:ASP:HA	1.87	0.74
1:A:46:ARG:HA	5:K:59:G:H4'	1.70	0.74
4:G:120:PRO:HG3	4:G:164:ASN:HB2	1.68	0.74
4:F:319:ASN:ND2	4:F:346:LEU:HA	2.01	0.74
3:C:106:ARG:NH1	3:C:107:LEU:O	2.20	0.74
4:I:164:ASN:OD1	4:I:165:VAL:N	2.20	0.74
1:A:42:ILE:O	1:A:45:PRO:HD2	1.88	0.74
4:H:163:ARG:NH1	4:H:245:ASN:O	2.21	0.74
1:A:163:THR:H	4:I:16:ASN:HD22	1.37	0.73
3:C:341:LEU:O	3:C:342:LEU:HD23	1.87	0.73
7:N:198:THR:O	7:N:218:GLN:NE2	2.21	0.73
1:A:103:ARG:HB3	1:A:224:ALA:HB3	1.71	0.73
4:H:61:ARG:HA	4:H:117:PHE:O	1.89	0.73
4:H:34:GLU:HB2	2:J:207:ARG:HH22	1.53	0.73
2:B:138:ASN:HD21	2:B:213:TRP:HD1	1.37	0.73
4:E:35:ARG:HB3	4:E:193:THR:OG1	1.89	0.73
3:C:97:ARG:HH22	3:C:100:GLN:HE21	1.33	0.73
5:K:2:U:OP1	7:N:47:ARG:NH2	2.21	0.73
2:B:160:ARG:NH2	4:E:21:ASP:OD1	2.21	0.73
4:D:276:ALA:HB3	4:H:189:ALA:HB2	1.71	0.73
3:C:199:ALA:HB2	3:C:208:ARG:HB3	1.71	0.73
4:E:21:ASP:HA	5:K:33:G:N7	2.04	0.72
4:E:210:ILE:HD11	4:I:64:ARG:HG3	1.69	0.72
4:H:164:ASN:OD1	4:H:165:VAL:N	2.22	0.72
4:H:17:ILE:HD11	4:H:38:VAL:HG21	1.71	0.72
4:F:26:LYS:NZ	5:K:27:C:OP1	2.21	0.72

*Continued on next page...*



*Continued from previous page...*

Atom-1	Atom-2	Interatomic distance (Å)	Clash overlap (Å)
3:C:191:TYR:HD1	3:C:216:ARG:HA	1.54	0.72
4:I:289:ARG:NH1	4:I:331:ASP:OD2	2.21	0.72
6:M:39:DA:H2'	6:M:40:DC:C6	2.24	0.72
3:C:216:ARG:NH1	3:C:382:ASP:O	2.23	0.71
4:I:10:GLN:OE1	4:I:233:ARG:NH1	2.22	0.71
4:E:61:ARG:HA	4:E:117:PHE:O	1.90	0.71
4:D:265:SER:O	4:H:292:ARG:NH2	2.23	0.71
4:E:66:ILE:HD11	4:E:91:VAL:HG21	1.73	0.71
4:F:62:THR:HG21	4:G:210:ILE:HG13	1.71	0.71
2:J:138:ASN:HD21	2:J:213:TRP:HD1	1.37	0.71
3:C:363:GLN:O	3:C:364:VAL:HG13	1.90	0.71
4:G:154:ASP:OD1	4:G:155:ARG:N	2.24	0.71
3:C:211:THR:CG2	3:C:277:ARG:CG	2.65	0.71
4:F:72:ARG:HH22	4:F:121:VAL:HG13	1.55	0.71
3:C:274:ASP:OD1	3:C:275:HIS:ND1	2.23	0.71
1:A:123:ARG:NH2	5:K:59:G:O6	2.23	0.70
4:G:63:ARG:HG3	4:G:116:LEU:HG	1.73	0.70
3:C:98:ARG:HH12	3:C:234:LEU:HA	1.56	0.70
2:B:92:PRO:HG3	4:E:223:ALA:HB2	1.73	0.70
4:H:72:ARG:HH22	4:H:121:VAL:HG13	1.57	0.70
3:C:216:ARG:HH12	3:C:383:GLY:HA2	1.56	0.70
2:J:74:VAL:HG12	2:J:75:HIS:N	2.04	0.70
3:C:341:LEU:CD1	3:C:374:LEU:CD2	2.55	0.70
3:C:127:HIS:ND1	3:C:129:GLU:O	2.25	0.70
4:E:154:ASP:OD1	4:E:155:ARG:N	2.24	0.70
7:N:7:ARG:NH1	7:N:146:ASP:OD2	2.25	0.70
1:A:16:THR:HB	2:B:54:TYR:CE1	2.27	0.70
3:C:138:LEU:HD11	3:C:297:THR:HB	1.73	0.70
3:C:201:VAL:HG12	3:C:206:SER:HB3	1.73	0.69
3:C:381:GLN:HB2	3:C:387:ASP:HA	1.74	0.69
4:F:17:ILE:O	4:F:270:GLY:HA3	1.92	0.69
1:A:147:GLU:HA	1:A:150:HIS:CD2	2.27	0.69
2:B:162:HIS:ND1	2:J:45:LEU:HD13	2.06	0.69
4:D:28:VAL:HG21	7:N:12:MET:CE	2.22	0.69
3:C:161:GLN:HE21	7:N:94:ARG:CZ	2.05	0.69
3:C:382:ASP:OD1	3:C:383:GLY:N	2.26	0.69
4:H:154:ASP:OD1	4:H:155:ARG:N	2.25	0.69
3:C:158:GLY:O	7:N:90:ALA:N	2.24	0.69
4:H:141:GLU:HG3	4:H:144:LYS:HD3	1.73	0.69
4:I:248:ASP:OD2	4:I:250:GLN:NE2	2.24	0.69
4:I:61:ARG:HA	4:I:117:PHE:O	1.93	0.69

*Continued on next page...*



*Continued from previous page...*

Atom-1	Atom-2	Interatomic distance (Å)	Clash overlap (Å)
3:C:23:THR:HB	3:C:45:ARG:HB2	1.74	0.69
4:F:205:THR:HA	4:F:221:MET:HG2	1.75	0.69
4:H:183:ASP:OD1	4:H:183:ASP:N	2.25	0.69
4:I:173:MET:HA	4:I:181:GLU:OE1	1.93	0.69
4:G:183:ASP:OD1	4:G:183:ASP:N	2.24	0.69
4:G:133:GLU:OE2	4:G:155:ARG:NH2	2.25	0.69
2:J:93:ARG:HB3	2:J:96:ARG:HH21	1.57	0.69
7:N:76:ILE:HD11	7:N:101:ILE:HD12	1.74	0.69
3:C:32:SER:HA	3:C:55:SER:H	1.57	0.69
4:H:320:ASN:OD1	4:H:324:ARG:NH1	2.26	0.69
4:I:336:GLY:HA3	4:I:363:MET:HE1	1.74	0.69
1:A:159:GLU:CB	1:A:194:ALA:HB2	2.23	0.69
1:A:170:ASP:H	2:B:23:ASN:HD21	1.41	0.69
3:C:34:ASP:O	3:C:36:LEU:N	2.23	0.69
2:B:167:GLN:HE22	4:F:198:THR:HB	1.58	0.69
3:C:119:TYR:CE2	3:C:250:GLU:CG	2.76	0.68
3:C:215:LEU:HD23	3:C:215:LEU:H	1.58	0.68
5:K:33:G:C2	5:K:34:G:N1	2.61	0.68
4:G:222:ASN:OD1	4:G:223:ALA:N	2.26	0.68
2:B:93:ARG:HB3	2:B:96:ARG:HH21	1.57	0.68
3:C:122:ARG:NH2	3:C:251:GLN:O	2.26	0.68
3:C:216:ARG:NH1	3:C:383:GLY:HA2	2.09	0.68
4:D:43:TRP:CD1	4:D:268:PRO:HD3	2.29	0.68
4:D:28:VAL:HG23	4:D:37:ARG:CD	2.24	0.68
4:I:15:SER:HB3	4:I:17:ILE:HG12	1.76	0.68
4:I:320:ASN:O	4:I:323:GLU:HG3	1.93	0.68
7:N:82:LYS:HD3	7:N:96:PRO:HD3	1.75	0.68
3:C:152:ALA:HB3	3:C:155:ARG:HD3	1.74	0.68
4:F:14:TYR:CE2	4:F:226:PHE:HD2	2.11	0.68
4:F:345:ASP:O	4:F:347:ALA:N	2.27	0.68
4:F:253:ARG:NH2	4:F:368:PHE:O	2.24	0.68
4:I:17:ILE:CG2	4:I:268:PRO:HB2	2.13	0.68
4:G:96:LYS:CG	4:G:97:LYS:N	2.57	0.68
4:I:137:ALA:O	4:I:141:GLU:HB2	1.94	0.67
4:I:19:ARG:HB3	4:I:23:GLY:HA2	1.75	0.67
1:A:23:ALA:O	1:A:26:LEU:HG	1.95	0.67
3:C:137:ARG:NH1	3:C:255:ASN:O	2.27	0.67
4:D:43:TRP:HD1	4:D:268:PRO:HD3	1.60	0.67
4:F:302:THR:HG22	4:G:309:GLY:HA3	1.76	0.67
7:N:16:GLY:HA2	7:N:26:THR:HA	1.75	0.67
7:N:233:GLY:N	7:N:237:ASP:OD2	2.28	0.67

*Continued on next page...*



*Continued from previous page...*

Atom-1	Atom-2	Interatomic distance (Å)	Clash overlap (Å)
1:A:87:ARG:NH1	1:A:88:ASN:O	2.27	0.67
4:E:265:SER:O	4:I:292:ARG:NH2	2.28	0.67
4:D:29:VAL:HG12	7:N:70:LEU:HD11	1.77	0.67
4:H:66:ILE:HD11	4:H:91:VAL:HG11	1.76	0.67
2:B:25:PRO:HB3	4:I:22:LEU:HD22	1.76	0.67
6:M:34:DT:H2'	6:M:35:DT:H5'	1.76	0.67
3:C:303:ARG:HH12	8:O:12:DC:P	2.18	0.67
4:F:133:GLU:OE2	4:F:155:ARG:NH2	2.26	0.67
3:C:318:SER:OG	3:C:324:TYR:CE1	2.48	0.66
4:I:87:ALA:O	4:I:90:VAL:HG12	1.94	0.66
7:N:80:LEU:HD12	7:N:81:PRO:HD2	1.76	0.66
4:F:148:LYS:HD3	4:F:149:GLY:N	2.11	0.66
4:I:89:GLN:HE22	4:I:147:PRO:HB2	1.60	0.66
4:I:186:VAL:HG22	4:I:237:VAL:HG22	1.77	0.66
4:H:212:LYS:HB3	4:H:215:ASP:HB2	1.77	0.66
4:H:68:GLU:O	4:H:71:LYS:HG3	1.96	0.66
4:I:356:TYR:HB2	4:I:357:PRO:HD3	1.76	0.66
4:E:336:GLY:HA3	4:E:363:MET:HE3	1.78	0.66
4:E:64:ARG:NH1	4:F:208:ASP:OD2	2.28	0.66
5:K:33:G:C2	5:K:34:G:C6	2.84	0.66
4:F:101:LYS:NZ	4:F:176:GLU:OE2	2.29	0.66
7:N:67:GLY:HA3	7:N:111:ALA:HB2	1.76	0.66
2:B:141:VAL:HG13	2:B:216:ASP:HB3	1.78	0.66
4:E:30:TYR:HD2	4:E:35:ARG:HH21	1.44	0.66
3:C:263:GLU:HG2	3:C:307:PRO:HG3	1.78	0.66
4:I:11:THR:HA	4:I:230:THR:HA	1.78	0.66
7:N:137:TYR:CG	7:N:141:ARG:HA	2.30	0.66
1:A:44:ASN:ND2	5:K:51:C:H4'	2.11	0.66
2:J:37:LEU:O	2:J:79:ARG:NH1	2.28	0.66
1:A:164:TYR:CE1	1:A:189:ARG:HG3	2.31	0.66
4:I:241:ARG:O	4:I:244:GLU:HG3	1.96	0.66
5:K:46:C:O5'	5:K:46:C:H6	1.78	0.66
2:B:199:LEU:HA	2:B:202:TRP:HD1	1.60	0.65
4:F:203:PHE:CD2	4:F:223:ALA:HB2	2.31	0.65
4:F:40:SER:H	4:F:190:HIS:CE1	2.13	0.65
4:F:319:ASN:CG	4:F:346:LEU:CB	2.65	0.65
3:C:520:CYS:HB3	2:J:215:GLN:HE21	1.62	0.65
4:F:96:LYS:NZ	4:F:176:GLU:OE1	2.25	0.65
2:J:84:VAL:HA	2:J:87:ILE:HG22	1.78	0.65
5:K:33:G:N2	5:K:34:G:N1	2.44	0.65
7:N:4:PHE:HB2	7:N:152:ARG:O	1.95	0.65

*Continued on next page...*



*Continued from previous page...*

Atom-1	Atom-2	Interatomic distance (Å)	Clash overlap (Å)
4:I:326:ARG:HH11	4:I:335:ARG:HH12	1.43	0.65
7:N:74:HIS:CD2	7:N:105:ARG:HE	2.15	0.65
7:N:6:LEU:HB2	7:N:115:VAL:HG13	1.78	0.65
4:E:35:ARG:HG3	4:E:196:GLY:HA2	1.78	0.65
4:G:64:ARG:NH1	4:H:208:ASP:OD2	2.30	0.65
2:J:91:GLN:NE2	2:J:184:ARG:HB3	2.12	0.65
3:C:347:ASP:OD1	3:C:347:ASP:N	2.29	0.65
4:D:353:TYR:CD2	4:D:359:LEU:HA	2.32	0.65
4:F:14:TYR:H	4:F:228:ALA:CB	2.09	0.65
4:G:302:THR:HG22	4:H:309:GLY:HA3	1.78	0.65
5:K:4:G:H21	7:N:47:ARG:NH2	1.95	0.65
1:A:164:TYR:HE1	1:A:189:ARG:HG3	1.60	0.65
1:A:39:GLU:OE2	1:A:47:GLN:NE2	2.29	0.65
2:B:91:GLN:NE2	2:B:184:ARG:HB3	2.12	0.65
2:B:94:SER:OG	4:E:221:MET:N	2.29	0.65
4:G:24:SER:HB3	4:G:225:GLN:NE2	2.11	0.65
4:G:72:ARG:HH22	4:G:121:VAL:HG13	1.60	0.65
4:I:324:ARG:NH1	4:I:327:GLU:OE1	2.30	0.65
2:J:141:VAL:HG13	2:J:216:ASP:HB3	1.78	0.64
3:C:239:PRO:HB3	3:C:267:LEU:HB3	1.79	0.64
4:G:96:LYS:CG	4:G:97:LYS:H	2.09	0.64
2:J:176:LEU:O	2:J:180:VAL:HG22	1.97	0.64
2:J:199:LEU:HA	2:J:202:TRP:HD1	1.60	0.64
1:A:162:SER:HB3	1:A:191:ASP:H	1.62	0.64
4:H:208:ASP:HB3	4:H:215:ASP:OD2	1.97	0.64
4:I:104:LYS:HD3	4:I:104:LYS:H	1.62	0.64
4:I:12:LEU:HB3	4:I:15:SER:OG	1.97	0.64
4:G:45:ARG:HE	4:H:207:VAL:HG11	1.61	0.64
3:C:211:THR:OG1	3:C:303:ARG:NE	2.28	0.64
4:D:305:TYR:CZ	2:J:205:THR:HG22	2.31	0.64
1:A:44:ASN:ND2	5:K:51:C:C4'	2.61	0.64
5:K:3:G:OP2	7:N:212:ARG:NH2	2.31	0.64
5:K:49:C:H2'	5:K:50:A:H8	1.62	0.64
3:C:119:TYR:HE2	3:C:250:GLU:CG	2.09	0.64
3:C:326:ARG:HH21	3:C:349:ASN:HD22	1.46	0.64
3:C:336:ARG:HG3	3:C:423:ARG:HG2	1.79	0.64
5:K:8:G:C5	5:K:10:C:H5''	2.32	0.64
1:A:113:ARG:HH22	1:A:123:ARG:HH21	1.45	0.64
2:B:176:LEU:O	2:B:180:VAL:HG22	1.97	0.64
2:B:5:TYR:O	2:B:7:LEU:N	2.31	0.64
2:B:158:GLU:HA	2:B:158:GLU:OE1	1.98	0.64

*Continued on next page...*



*Continued from previous page...*

Atom-1	Atom-2	Interatomic distance (Å)	Clash overlap (Å)
3:C:412:ASN:O	3:C:416:VAL:HG23	1.98	0.63
2:J:93:ARG:HA	2:J:96:ARG:HE	1.63	0.63
4:H:120:PRO:HG3	4:H:164:ASN:HB2	1.80	0.63
7:N:69:ARG:HB2	7:N:108:LEU:HD23	1.78	0.63
4:G:22:LEU:HD11	2:J:178:ARG:HD3	1.80	0.63
4:H:173:MET:HA	4:H:181:GLU:HG3	1.79	0.63
4:H:186:VAL:HG22	4:H:237:VAL:HG22	1.80	0.63
4:I:253:ARG:NH2	4:I:367:ALA:O	2.30	0.63
4:F:52:GLU:HG2	4:F:58:LYS:HA	1.81	0.63
2:J:158:GLU:HA	2:J:158:GLU:OE1	1.98	0.63
2:J:37:LEU:O	2:J:44:MET:HE1	1.99	0.63
5:K:44:A:H4'	5:K:45:G:OP1	1.97	0.63
3:C:131:PRO:HB2	3:C:134:GLN:HB2	1.81	0.63
4:D:326:ARG:CZ	4:D:335:ARG:HH22	2.11	0.63
4:G:319:ASN:HB2	4:G:346:LEU:HD22	1.81	0.63
7:N:179:THR:CG2	7:N:225:GLU:HB3	2.28	0.63
4:G:35:ARG:NH2	4:G:301:GLU:O	2.31	0.62
7:N:212:ARG:NH2	7:N:214:TYR:OH	2.31	0.62
4:E:48:ARG:O	4:E:52:GLU:HG2	1.99	0.62
4:G:215:ASP:OD1	4:G:216:HIS:N	2.31	0.62
6:M:43:DG:N3	7:N:100:THR:OG1	2.31	0.62
1:A:163:THR:O	4:I:16:ASN:ND2	2.32	0.62
3:C:433:LEU:HD13	3:C:536:LEU:HD21	1.81	0.62
4:F:292:ARG:NH2	4:G:265:SER:O	2.32	0.62
4:F:293:PRO:HG2	4:G:278:MET:HG3	1.80	0.62
4:D:14:TYR:OH	4:H:37:ARG:NH2	2.32	0.62
2:J:197:ARG:O	2:J:201:ARG:HG3	2.00	0.62
2:J:5:TYR:O	2:J:7:LEU:N	2.31	0.62
1:A:203:ARG:NH1	1:A:207:LEU:HB2	2.15	0.62
4:D:187:GLN:HB3	4:D:236:ASN:OD1	1.99	0.62
4:D:48:ARG:NH1	5:K:7:C:OP1	2.31	0.62
4:E:214:ASN:OD1	4:E:215:ASP:N	2.32	0.62
4:H:306:GLY:HA2	4:H:310:TYR:CE1	2.34	0.62
1:A:44:ASN:HD21	5:K:51:C:C4'	2.13	0.62
1:A:12:ARG:HA	1:A:77:LEU:HD22	1.81	0.62
3:C:224:LEU:HB2	3:C:373:ARG:O	1.99	0.62
4:E:188:PHE:HE1	4:E:263:PHE:HE1	1.47	0.62
3:C:197:CYS:O	3:C:208:ARG:HB2	1.99	0.62
3:C:369:LEU:HA	3:C:372:LEU:HD23	1.81	0.62
4:E:259:PHE:HD2	4:E:260:LEU:HD12	1.65	0.62
4:I:248:ASP:OD1	4:I:249:ALA:N	2.33	0.62

*Continued on next page...*



*Continued from previous page...*

Atom-1	Atom-2	Interatomic distance (Å)	Clash overlap (Å)
4:I:323:GLU:HB3	4:I:348:ALA:HB2	1.80	0.62
3:C:247:ALA:O	3:C:251:GLN:HG2	1.99	0.62
7:N:62:ARG:HD3	7:N:182:VAL:HG11	1.81	0.62
4:E:320:ASN:O	4:E:323:GLU:HG2	2.00	0.62
4:F:55:LEU:HD23	4:F:165:VAL:HG21	1.82	0.62
4:H:68:GLU:OE2	4:H:72:ARG:NE	2.31	0.62
7:N:76:ILE:HG13	7:N:101:ILE:HB	1.81	0.62
4:E:302:THR:HG22	4:F:309:GLY:HA3	1.82	0.62
4:F:201:VAL:HG22	4:F:225:GLN:HG3	1.81	0.62
4:I:73:LEU:HD23	4:I:76:ARG:HD2	1.82	0.62
7:N:187:GLU:OE2	7:N:217:ARG:NH2	2.32	0.62
2:B:93:ARG:HA	2:B:96:ARG:HE	1.63	0.61
2:B:197:ARG:O	2:B:201:ARG:HG3	1.99	0.61
4:E:72:ARG:HH22	4:E:121:VAL:HG13	1.66	0.61
4:F:326:ARG:HH11	4:F:335:ARG:NH1	1.98	0.61
7:N:85:THR:HG22	7:N:86:VAL:H	1.65	0.61
3:C:32:SER:HB3	3:C:54:LEU:HD23	1.81	0.61
1:A:163:THR:H	4:I:16:ASN:ND2	1.99	0.61
4:I:9:ILE:HG22	4:I:283:LEU:HB3	1.81	0.61
4:G:186:VAL:HG22	4:G:237:VAL:HG22	1.81	0.61
7:N:62:ARG:NE	7:N:64:ASP:OD1	2.34	0.61
3:C:125:LEU:HA	3:C:132:TRP:HB3	1.81	0.61
3:C:137:ARG:HH12	3:C:257:PRO:HD3	1.64	0.61
3:C:340:ALA:O	3:C:342:LEU:N	2.33	0.61
4:F:94:VAL:HG23	4:F:100:ILE:HG12	1.82	0.61
4:I:183:ASP:OD1	4:I:183:ASP:N	2.30	0.61
1:A:46:ARG:HA	5:K:59:G:C5'	2.30	0.61
4:D:219:GLY:O	4:H:63:ARG:NH1	2.33	0.61
4:E:205:THR:HG23	4:E:221:MET:HB3	1.83	0.61
4:E:253:ARG:HE	4:E:368:PHE:HB3	1.65	0.61
4:G:248:ASP:OD1	4:G:249:ALA:N	2.34	0.61
4:G:68:GLU:OE2	4:G:72:ARG:NE	2.34	0.61
3:C:230:GLU:O	3:C:234:LEU:HD23	2.01	0.61
4:I:306:GLY:HA2	4:I:310:TYR:CE1	2.36	0.61
2:J:77:VAL:O	2:J:78:GLU:C	2.38	0.61
4:E:253:ARG:NE	4:E:368:PHE:HB3	2.16	0.61
4:H:241:ARG:O	4:H:244:GLU:HG3	2.01	0.61
4:D:26:LYS:NZ	5:K:9:C:OP1	2.33	0.61
3:C:215:LEU:HG	3:C:215:LEU:O	2.01	0.60
7:N:64:ASP:HB2	7:N:112:VAL:HG23	1.83	0.60
1:A:138:TRP:O	1:A:141:ARG:HB2	2.02	0.60

*Continued on next page...*



*Continued from previous page...*

Atom-1	Atom-2	Interatomic distance (Å)	Clash overlap (Å)
3:C:345:GLY:O	3:C:346:GLU:CB	2.46	0.60
3:C:58:GLU:OE2	3:C:375:ARG:NH1	2.30	0.60
4:F:219:GLY:O	5:K:33:G:N2	2.34	0.60
2:J:202:TRP:O	2:J:206:PRO:HG3	2.02	0.60
1:A:126:LEU:HD12	5:K:43:G:H1'	1.82	0.60
7:N:17:GLU:O	7:N:18:HIS:ND1	2.35	0.60
4:G:141:GLU:OE2	4:G:148:LYS:N	2.33	0.60
4:E:33:LYS:O	4:E:35:ARG:HD3	2.00	0.60
4:F:326:ARG:HH11	4:F:335:ARG:HH12	1.47	0.60
4:G:292:ARG:NH2	4:H:265:SER:O	2.34	0.60
4:H:118:TYR:CE2	4:H:167:VAL:HG12	2.37	0.60
4:I:35:ARG:HB3	4:I:193:THR:OG1	2.01	0.60
4:D:41:GLN:HB2	5:K:7:C:H2'	1.83	0.60
2:B:136:ARG:HD2	2:B:194:ILE:HD11	1.82	0.60
2:B:202:TRP:O	2:B:206:PRO:HG3	2.01	0.60
3:C:364:VAL:H	3:C:365:PRO:HD2	1.65	0.60
1:A:162:SER:O	1:A:190:PHE:HA	2.01	0.60
3:C:227:THR:N	3:C:230:GLU:OE2	2.26	0.60
4:G:12:LEU:HD12	4:G:231:PHE:CE2	2.37	0.60
2:J:56:PRO:HD2	2:J:81:PHE:HE2	1.66	0.60
1:A:3:TRP:HZ2	1:A:72:LEU:H	1.50	0.60
2:B:160:ARG:HH22	4:E:21:ASP:CG	2.05	0.60
3:C:79:ILE:HG12	3:C:115:TYR:CG	2.36	0.60
4:D:35:ARG:HB2	4:D:193:THR:OG1	2.01	0.60
4:E:11:THR:HA	4:E:230:THR:HA	1.82	0.60
7:N:55:LYS:O	7:N:56:GLU:HB2	2.01	0.60
4:E:94:VAL:HG23	4:E:100:ILE:HG12	1.83	0.60
1:A:196:ILE:HG23	1:A:202:VAL:HG21	1.84	0.60
4:G:285:HIS:CD2	4:G:349:LEU:HD22	2.37	0.60
4:F:259:PHE:HD2	4:F:260:LEU:HD12	1.67	0.59
4:G:18:ASN:HD21	4:G:39:SER:N	2.00	0.59
4:H:133:GLU:OE2	4:H:155:ARG:NH2	2.31	0.59
4:I:156:ILE:O	4:I:159:VAL:HG12	2.02	0.59
2:J:136:ARG:HD2	2:J:194:ILE:HD11	1.82	0.59
2:J:39:PRO:HA	2:J:44:MET:SD	2.42	0.59
6:M:43:DG:H1'	7:N:100:THR:O	2.02	0.59
3:C:185:LEU:HD12	3:C:282:LEU:HD11	1.84	0.59
3:C:317:THR:HG21	3:C:350:TYR:HE2	1.67	0.59
3:C:362:ALA:O	3:C:363:GLN:O	2.20	0.59
3:C:311:PRO:O	3:C:354:ILE:HG22	2.02	0.59
3:C:354:ILE:O	3:C:358:CYS:HB2	2.01	0.59

*Continued on next page...*



*Continued from previous page...*

Atom-1	Atom-2	Interatomic distance (Å)	Clash overlap (Å)
3:C:78:ARG:HA	3:C:82:LEU:HD23	1.84	0.59
4:E:186:VAL:HG22	4:E:237:VAL:HG22	1.84	0.59
2:J:25:PRO:HD2	2:J:26:ALA:H	1.67	0.59
2:B:43:ARG:HG2	2:B:43:ARG:NH1	2.07	0.59
4:F:205:THR:O	5:K:31:G:O2'	2.21	0.59
1:A:108:ALA:O	1:A:188:VAL:HG22	2.03	0.59
3:C:174:HIS:CD2	7:N:210:LYS:HD3	2.38	0.59
3:C:309:LEU:HB3	3:C:315:TYR:CE2	2.37	0.59
3:C:527:LYS:HA	2:J:218:HIS:ND1	2.18	0.59
4:E:133:GLU:OE2	4:E:134:HIS:NE2	2.34	0.59
4:E:15:SER:HB2	4:E:17:ILE:HG12	1.85	0.59
1:A:27:HIS:HD2	1:A:215:SER:HB2	1.68	0.59
4:F:248:ASP:OD1	4:F:249:ALA:N	2.36	0.59
4:I:14:TYR:H	4:I:228:ALA:HB2	1.68	0.59
7:N:122:ALA:O	7:N:125:ILE:HG13	2.02	0.59
3:C:444:SER:OG	3:C:445:ASN:N	2.35	0.59
4:G:35:ARG:HB3	4:G:193:THR:OG1	2.01	0.59
4:I:66:ILE:HD11	4:I:91:VAL:HG21	1.83	0.59
2:J:13:LEU:O	2:J:17:VAL:CG2	2.42	0.59
2:B:80:ALA:O	2:B:84:VAL:HG12	2.03	0.59
3:C:369:LEU:O	3:C:399:LEU:HD21	2.02	0.59
4:E:361:ASP:OD1	4:E:362:ALA:N	2.36	0.59
4:H:319:ASN:HB2	4:H:346:LEU:HD22	1.84	0.59
1:A:164:TYR:HE1	1:A:189:ARG:H	1.50	0.59
4:E:195:HIS:HE1	4:E:230:THR:H	1.51	0.59
4:E:45:ARG:HA	4:E:48:ARG:HG2	1.84	0.59
4:D:185:ALA:HB1	4:D:238:ASN:HB3	1.85	0.59
4:E:12:LEU:HD12	4:E:231:PHE:CE2	2.38	0.59
5:K:6:C:O2'	5:K:7:C:O4'	2.17	0.59
4:H:18:ASN:HD21	4:H:39:SER:H	1.51	0.58
1:A:10:ASP:HB2	1:A:77:LEU:HG	1.85	0.58
3:C:416:VAL:O	3:C:420:THR:HG23	2.04	0.58
4:H:156:ILE:O	4:H:159:VAL:HG12	2.03	0.58
4:H:216:HIS:HB2	5:K:22:G:H21	1.68	0.58
4:F:216:HIS:O	5:K:34:G:N2	2.35	0.58
7:N:76:ILE:CG1	7:N:101:ILE:HB	2.32	0.58
4:D:172:ARG:NH2	4:D:176:GLU:O	2.35	0.58
1:A:23:ALA:CB	1:A:171:VAL:HG11	2.33	0.58
4:E:156:ILE:HD12	4:E:157:THR:N	2.18	0.58
4:E:248:ASP:OD1	4:E:249:ALA:N	2.37	0.58
4:I:167:VAL:HG11	4:I:172:ARG:HH11	1.67	0.58

*Continued on next page...*



*Continued from previous page...*

Atom-1	Atom-2	Interatomic distance (Å)	Clash overlap (Å)
2:J:139:LEU:HD12	2:J:190:ILE:HD11	1.86	0.58
4:D:226:PHE:HE1	4:D:271:LYS:HZ3	1.51	0.58
4:H:319:ASN:ND2	4:H:346:LEU:HA	2.19	0.58
3:C:212:ALA:H	3:C:303:ARG:NH2	2.02	0.58
4:H:248:ASP:OD1	4:H:249:ALA:N	2.36	0.58
2:J:56:PRO:CD	2:J:81:PHE:CE2	2.86	0.58
8:O:4:DG:H2''	8:O:5:DG:C8	2.38	0.58
3:C:97:ARG:HH22	3:C:100:GLN:NE2	2.00	0.58
3:C:341:LEU:HD12	3:C:374:LEU:HD22	1.85	0.58
3:C:442:LYS:O	3:C:446:SER:N	2.37	0.58
1:A:45:PRO:O	5:K:59:G:H5'	2.04	0.58
4:H:285:HIS:CD2	4:H:349:LEU:HD22	2.38	0.58
4:D:42:SER:O	4:D:45:ARG:HG3	2.04	0.57
4:E:89:GLN:HE22	4:E:147:PRO:HB2	1.68	0.57
4:I:89:GLN:NE2	4:I:147:PRO:HB2	2.18	0.57
4:I:286:ILE:HB	4:I:363:MET:SD	2.44	0.57
1:A:169:ASP:O	1:A:184:ARG:HG2	2.03	0.57
3:C:124:ASP:HB3	3:C:127:HIS:HB2	1.86	0.57
4:F:259:PHE:CD2	4:F:260:LEU:HD12	2.39	0.57
1:A:126:LEU:HD12	5:K:43:G:C1'	2.34	0.57
2:B:139:LEU:HD12	2:B:190:ILE:HD11	1.86	0.57
4:F:156:ILE:HD12	4:F:157:THR:N	2.18	0.57
4:E:202:ASP:HB3	4:I:37:ARG:NH2	2.18	0.57
7:N:57:LEU:HD23	7:N:119:GLY:HA3	1.86	0.57
4:E:259:PHE:CD2	4:E:260:LEU:HD12	2.39	0.57
4:I:6:ILE:HG22	4:I:286:ILE:HG23	1.87	0.57
5:K:33:G:N2	5:K:34:G:N2	2.52	0.57
1:A:113:ARG:O	5:K:56:G:H5''	2.05	0.57
1:A:23:ALA:HB2	1:A:171:VAL:HG11	1.86	0.57
1:A:29:LYS:HD3	1:A:32:ARG:NE	2.10	0.57
3:C:340:ALA:C	3:C:342:LEU:H	2.07	0.57
4:E:174:LEU:H	4:E:181:GLU:HG2	1.69	0.57
4:G:202:ASP:HB3	4:G:224:GLY:O	2.05	0.57
4:F:324:ARG:NH1	4:G:342:ASN:HB2	2.14	0.57
2:B:162:HIS:O	2:B:166:ARG:NH1	2.38	0.57
3:C:191:TYR:CD1	3:C:216:ARG:HA	2.38	0.57
3:C:29:ILE:O	3:C:57:VAL:HA	2.03	0.57
4:F:10:GLN:OE1	4:F:233:ARG:NH1	2.38	0.57
4:F:35:ARG:HB2	4:F:193:THR:OG1	2.05	0.57
4:I:76:ARG:NH2	4:I:125:ASP:OD1	2.38	0.57
2:J:17:VAL:O	2:J:20:LEU:N	2.38	0.57

*Continued on next page...*



*Continued from previous page...*

Atom-1	Atom-2	Interatomic distance (Å)	Clash overlap (Å)
4:I:118:TYR:CE2	4:I:167:VAL:HG22	2.40	0.57
4:D:207:VAL:HG11	4:H:45:ARG:HE	1.70	0.57
4:G:14:TYR:H	4:G:228:ALA:CB	2.17	0.57
1:A:14:ARG:HB3	2:B:9:HIS:CE1	2.40	0.57
4:G:269:SER:HA	4:G:272:GLN:CD	2.25	0.57
1:A:156:ASN:O	1:A:197:SER:HB3	2.05	0.57
4:E:286:ILE:HD11	4:E:363:MET:CB	2.35	0.57
4:F:219:GLY:HA3	5:K:33:G:H22	1.69	0.57
5:K:46:C:O2'	5:K:47:C:H5'	2.05	0.57
1:A:2:THR:HG21	1:A:67:GLN:HB3	1.86	0.56
3:C:261:PRO:HG3	3:C:300:TRP:CD2	2.40	0.56
3:C:478:GLU:CG	3:C:479:PRO:HD3	2.35	0.56
4:F:96:LYS:HG2	4:F:97:LYS:N	2.20	0.56
4:G:212:LYS:HB3	4:G:215:ASP:OD2	2.04	0.56
4:H:55:LEU:HD22	4:H:258:GLU:OE2	2.04	0.56
4:I:285:HIS:CD2	4:I:349:LEU:HD22	2.40	0.56
7:N:43:GLN:NE2	7:N:125:ILE:HG22	2.20	0.56
3:C:191:TYR:HE1	3:C:215:LEU:O	1.85	0.56
4:H:89:GLN:HE22	4:H:147:PRO:HB2	1.70	0.56
3:C:159:GLU:O	7:N:88:THR:HG23	2.04	0.56
3:C:207:GLU:HB2	3:C:301:ARG:CZ	2.36	0.56
4:H:12:LEU:HD12	4:H:231:PHE:CE2	2.40	0.56
2:J:43:ARG:NH1	2:J:43:ARG:HG2	2.07	0.56
4:D:43:TRP:CZ2	4:D:233:ARG:NH2	2.73	0.56
4:E:319:ASN:HB2	4:E:346:LEU:HD22	1.86	0.56
4:F:18:ASN:HD21	4:F:39:SER:H	1.53	0.56
4:G:96:LYS:HG2	4:G:97:LYS:N	2.16	0.56
4:G:259:PHE:HD2	4:G:260:LEU:HD12	1.71	0.56
4:G:66:ILE:HD11	4:G:91:VAL:HG21	1.86	0.56
2:J:11:ASP:HA	2:J:14:VAL:HG22	1.88	0.56
2:J:162:HIS:O	2:J:166:ARG:NH1	2.38	0.56
2:J:77:VAL:O	2:J:79:ARG:N	2.38	0.56
5:K:13:U:H3	6:M:39:DA:H62	1.54	0.56
2:B:55:VAL:HG11	2:B:78:GLU:HA	1.87	0.56
3:C:510:ALA:O	3:C:514:GLU:HG3	2.06	0.56
4:I:69:ILE:HG22	4:I:124:ILE:HG23	1.86	0.56
1:A:107:VAL:HG22	1:A:187:ALA:HB1	1.88	0.56
3:C:318:SER:OG	3:C:324:TYR:HE1	1.88	0.56
3:C:58:GLU:CD	3:C:375:ARG:HH22	2.08	0.56
4:E:14:TYR:H	4:E:228:ALA:CB	2.17	0.56
4:F:253:ARG:NE	4:F:368:PHE:O	2.38	0.56

*Continued on next page...*



*Continued from previous page...*

Atom-1	Atom-2	Interatomic distance (Å)	Clash overlap (Å)
4:H:14:TYR:HD1	4:H:200:GLU:OE2	1.88	0.56
6:M:42:DG:H5'	7:N:98:LYS:HZ1	1.70	0.56
7:N:120:PRO:HG2	7:N:121:GLU:OE1	2.06	0.56
3:C:423:ARG:NH1	3:C:427:GLU:OE2	2.37	0.56
4:D:283:LEU:HD12	4:D:315:CYS:SG	2.46	0.56
4:D:39:SER:OG	4:D:41:GLN:OE1	2.20	0.56
4:F:12:LEU:HD12	4:F:231:PHE:CE2	2.41	0.56
5:K:52:G:H2'	5:K:54:A:C2	2.41	0.56
7:N:179:THR:HG22	7:N:225:GLU:HB3	1.86	0.56
4:D:55:LEU:HD12	4:D:258:GLU:OE2	2.06	0.56
7:N:197:LEU:HD12	7:N:218:GLN:NE2	2.20	0.56
4:D:283:LEU:HG	4:D:339:THR:HG22	1.87	0.56
4:E:323:GLU:O	4:E:326:ARG:HG3	2.06	0.56
4:G:189:ALA:HB2	4:H:276:ALA:HB3	1.88	0.56
4:G:40:SER:H	4:G:190:HIS:CE1	2.23	0.56
4:I:11:THR:HG22	4:I:230:THR:HG22	1.87	0.56
4:D:18:ASN:ND2	4:D:39:SER:H	2.04	0.55
2:B:158:GLU:OE2	2:B:218:HIS:NE2	2.39	0.55
3:C:412:ASN:O	3:C:415:ILE:HG22	2.06	0.55
4:D:16:ASN:HB2	4:D:226:PHE:CD1	2.41	0.55
4:D:18:ASN:HD21	4:D:39:SER:H	1.53	0.55
4:I:78:TRP:HE3	4:I:82:LEU:HB3	1.70	0.55
3:C:502:ASN:HB2	3:C:505:ASN:ND2	2.19	0.55
1:A:215:SER:HB3	5:K:61:G:OP2	2.07	0.55
2:B:11:ASP:HA	2:B:14:VAL:HG22	1.88	0.55
2:B:176:LEU:HD13	2:B:180:VAL:HG21	1.89	0.55
3:C:530:GLU:OE2	2:J:219:ARG:NE	2.35	0.55
5:K:12:G:N2	6:M:39:DA:N7	2.54	0.55
2:B:171:GLY:HA2	2:B:174:ARG:HD3	1.88	0.55
2:J:171:GLY:HA2	2:J:174:ARG:HD3	1.88	0.55
7:N:17:GLU:HG2	7:N:27:LEU:HD11	1.89	0.55
3:C:132:TRP:NE1	3:C:133:LEU:HD23	2.22	0.55
4:D:179:SER:O	4:D:180:THR:HG22	2.07	0.55
4:E:188:PHE:HE1	4:E:263:PHE:CE1	2.25	0.55
4:F:11:THR:HA	4:F:230:THR:HA	1.87	0.55
4:G:61:ARG:HA	4:G:117:PHE:O	2.05	0.55
4:G:164:ASN:O	4:G:168:ASN:ND2	2.40	0.55
2:J:199:LEU:HA	2:J:202:TRP:CD1	2.41	0.55
1:A:43:ALA:C	1:A:45:PRO:HD3	2.26	0.55
4:D:14:TYR:CE2	4:D:226:PHE:HD2	2.25	0.55
4:E:306:GLY:HA2	4:E:310:TYR:CE1	2.41	0.55

*Continued on next page...*



*Continued from previous page...*

Atom-1	Atom-2	Interatomic distance (Å)	Clash overlap (Å)
6:M:53:DC:H2"	6:M:54:DG:C8	2.42	0.55
2:B:215:GLN:NE2	2:J:78:GLU:OE2	2.40	0.55
4:D:268:PRO:O	4:D:272:GLN:NE2	2.40	0.55
4:E:188:PHE:CE1	4:E:263:PHE:HE1	2.25	0.55
4:F:216:HIS:CE1	5:K:34:G:N3	2.75	0.55
2:J:13:LEU:HD12	2:J:81:PHE:CD1	2.42	0.55
1:A:189:ARG:HD3	1:A:189:ARG:O	2.07	0.55
2:B:91:GLN:NE2	2:B:181:LEU:HA	2.21	0.55
3:C:229:PHE:O	3:C:232:LEU:HG	2.07	0.55
4:F:120:PRO:HG3	4:F:164:ASN:HB2	1.89	0.55
4:F:45:ARG:HE	4:G:207:VAL:HG11	1.72	0.55
3:C:527:LYS:HB2	2:J:218:HIS:HE1	1.72	0.55
4:D:55:LEU:HD12	4:D:258:GLU:CD	2.27	0.55
4:E:72:ARG:O	4:E:75:GLU:HG3	2.06	0.55
4:F:106:LYS:HD2	4:F:109:GLU:OE2	2.07	0.55
7:N:14:SER:OG	7:N:140:ARG:HD3	2.07	0.55
2:B:7:LEU:HD21	2:B:136:ARG:NH1	2.23	0.54
2:B:209:VAL:O	2:B:212:GLU:HG2	2.08	0.54
1:A:20:PHE:HZ	2:B:49:ARG:NH1	2.04	0.54
4:D:260:LEU:HD13	4:D:286:ILE:HD13	1.89	0.54
4:F:285:HIS:CD2	4:F:349:LEU:HD22	2.42	0.54
2:J:209:VAL:O	2:J:212:GLU:HG2	2.08	0.54
2:B:22:VAL:HG22	2:B:96:ARG:HD2	1.88	0.54
2:B:84:VAL:HA	2:B:87:ILE:HG22	1.89	0.54
4:I:281:PRO:O	4:I:356:TYR:OH	2.26	0.54
7:N:179:THR:HG22	7:N:225:GLU:OE1	2.07	0.54
2:B:13:LEU:HD12	2:B:81:PHE:CD1	2.42	0.54
3:C:152:ALA:CB	3:C:155:ARG:HD3	2.38	0.54
3:C:219:VAL:HG13	3:C:221:TYR:HE2	1.72	0.54
4:F:320:ASN:O	4:F:323:GLU:HG2	2.06	0.54
4:G:15:SER:HB2	4:G:17:ILE:HG12	1.89	0.54
2:B:199:LEU:HA	2:B:202:TRP:CD1	2.41	0.54
4:E:73:LEU:HD23	4:E:76:ARG:HD2	1.88	0.54
5:K:33:G:C2	5:K:34:G:C2	2.95	0.54
7:N:242:LEU:O	7:N:246:VAL:HG23	2.08	0.54
1:A:43:ALA:O	1:A:44:ASN:HB2	2.06	0.54
4:F:218:SER:O	4:F:220:HIS:N	2.40	0.54
4:H:35:ARG:HB3	4:H:193:THR:OG1	2.07	0.54
4:I:319:ASN:HB2	4:I:346:LEU:HD22	1.90	0.54
2:J:176:LEU:HD13	2:J:180:VAL:HG21	1.89	0.54
3:C:59:ILE:HD11	3:C:64:GLY:C	2.27	0.54

*Continued on next page...*



*Continued from previous page...*

Atom-1	Atom-2	Interatomic distance (Å)	Clash overlap (Å)
4:D:45:ARG:HH11	4:D:45:ARG:HG2	1.73	0.54
3:C:30:ALA:HB1	3:C:54:LEU:HD13	1.88	0.54
3:C:521:GLU:OE2	2:J:207:ARG:HB2	2.08	0.54
2:B:42:PRO:O	2:B:45:LEU:HG	2.08	0.54
4:F:14:TYR:N	4:F:228:ALA:HB2	2.20	0.54
2:B:172:VAL:O	2:B:176:LEU:CB	2.54	0.54
3:C:178:SER:O	3:C:182:VAL:HG23	2.08	0.54
4:H:323:GLU:HB2	4:H:348:ALA:HB2	1.89	0.54
7:N:208:ASP:OD2	7:N:210:LYS:HB3	2.08	0.54
3:C:339:ASP:OD2	3:C:420:THR:HA	2.08	0.53
4:D:33:LYS:HD2	4:D:303:ALA:HB3	1.89	0.53
4:F:195:HIS:HE1	4:F:230:THR:H	1.55	0.53
4:H:259:PHE:CD2	4:H:260:LEU:HD12	2.43	0.53
7:N:19:SER:OG	7:N:23:GLU:O	2.25	0.53
1:A:206:VAL:HG22	1:A:221:LEU:HD23	1.88	0.53
4:D:183:ASP:OD1	5:K:5:A:O2'	2.20	0.53
4:I:104:LYS:HD3	4:I:104:LYS:N	2.23	0.53
3:C:478:GLU:HG3	3:C:479:PRO:HD3	1.89	0.53
4:H:336:GLY:CA	4:H:363:MET:HE3	2.30	0.53
1:A:124:LEU:HD23	1:A:126:LEU:H	1.74	0.53
4:D:341:GLU:N	4:D:341:GLU:OE1	2.42	0.53
4:F:164:ASN:O	4:F:168:ASN:ND2	2.41	0.53
4:G:137:ALA:O	4:G:141:GLU:HB2	2.09	0.53
4:H:40:SER:HB2	4:H:188:PHE:HD2	1.74	0.53
1:A:107:VAL:CG2	1:A:187:ALA:HB1	2.39	0.53
1:A:169:ASP:HB3	1:A:185:HIS:O	2.08	0.53
3:C:221:TYR:CE1	3:C:376:ALA:HB2	2.44	0.53
2:B:182:TYR:HD2	4:E:22:LEU:HD13	1.74	0.53
4:E:190:HIS:CD2	4:F:275:THR:HG22	2.43	0.53
4:G:11:THR:HA	4:G:230:THR:HA	1.89	0.53
4:I:40:SER:HB2	4:I:188:PHE:HD2	1.73	0.53
4:F:219:GLY:O	5:K:33:G:C2	2.61	0.53
7:N:137:TYR:CD1	7:N:141:ARG:HA	2.43	0.53
2:J:42:PRO:O	2:J:45:LEU:HG	2.08	0.53
3:C:219:VAL:HA	3:C:377:PHE:O	2.08	0.53
4:E:176:GLU:N	4:E:176:GLU:OE1	2.41	0.53
4:I:326:ARG:HH11	4:I:335:ARG:NH1	2.07	0.53
2:J:56:PRO:CD	2:J:81:PHE:HE2	2.21	0.53
2:J:7:LEU:HD21	2:J:136:ARG:NH1	2.23	0.53
4:D:289:ARG:NH1	4:D:291:ASP:OD2	2.38	0.53
4:I:359:LEU:O	4:I:363:MET:HG2	2.08	0.53

*Continued on next page...*



*Continued from previous page...*

Atom-1	Atom-2	Interatomic distance (Å)	Clash overlap (Å)
1:A:44:ASN:HD21	5:K:51:C:C1'	2.22	0.53
7:N:164:GLU:HA	7:N:230:LEU:HD11	1.89	0.53
3:C:429:LEU:HA	3:C:432:ARG:HG2	1.91	0.53
5:K:43:G:N2	5:K:44:A:N1	2.56	0.53
3:C:132:TRP:O	3:C:134:GLN:HG3	2.09	0.53
4:E:79:ASP:OD1	4:E:82:LEU:HB2	2.09	0.53
4:I:169:LEU:HD21	4:I:259:PHE:HB2	1.91	0.52
1:A:22:THR:HG23	1:A:25:ASN:H	1.74	0.52
2:B:202:TRP:HE3	2:B:206:PRO:HB3	1.74	0.52
3:C:445:ASN:CG	4:D:201:VAL:HG11	2.30	0.52
4:E:320:ASN:OD1	4:E:321:TYR:N	2.42	0.52
4:E:68:GLU:OE2	4:E:72:ARG:NE	2.42	0.52
8:O:10:DA:H2''	8:O:11:DG:C8	2.44	0.52
4:H:11:THR:HA	4:H:230:THR:HA	1.91	0.52
4:H:334:ILE:HD12	4:H:334:ILE:H	1.74	0.52
4:H:40:SER:H	4:H:190:HIS:CE1	2.27	0.52
4:I:65:ILE:O	4:I:69:ILE:HG12	2.08	0.52
2:J:172:VAL:O	2:J:176:LEU:CB	2.54	0.52
4:H:15:SER:HB2	4:H:17:ILE:HG23	1.92	0.52
4:H:86:GLY:O	4:H:90:VAL:HG23	2.09	0.52
2:J:160:ARG:O	2:J:163:LEU:HG	2.09	0.52
2:B:167:GLN:HE22	4:F:198:THR:CB	2.22	0.52
4:G:259:PHE:CD2	4:G:260:LEU:HD12	2.44	0.52
4:G:79:ASP:OD1	4:G:80:ALA:N	2.43	0.52
4:H:131:ALA:HA	4:H:151:LEU:HD11	1.92	0.52
2:B:12:ALA:HA	2:B:15:LYS:NZ	2.25	0.52
2:B:169:LEU:HD23	2:B:202:TRP:HB2	1.92	0.52
3:C:104:LYS:HD3	3:C:106:ARG:O	2.10	0.52
3:C:512:TYR:O	3:C:516:THR:HG22	2.10	0.52
4:D:28:VAL:HG21	7:N:12:MET:HE2	1.90	0.52
4:G:285:HIS:HD2	4:G:349:LEU:HB3	1.74	0.52
2:J:172:VAL:HG11	2:J:202:TRP:CE2	2.45	0.52
2:J:202:TRP:HE3	2:J:206:PRO:HB3	1.75	0.52
3:C:122:ARG:NE	3:C:249:TRP:O	2.43	0.52
4:E:301:GLU:OE2	4:F:310:TYR:N	2.41	0.52
4:G:10:GLN:NE2	4:G:279:THR:O	2.43	0.52
4:H:14:TYR:H	4:H:228:ALA:CB	2.20	0.52
4:H:19:ARG:HD2	4:H:23:GLY:HA2	1.92	0.52
3:C:159:GLU:HG3	6:M:46:DT:OP2	2.09	0.52
7:N:74:HIS:O	7:N:103:THR:OG1	2.25	0.52
2:B:172:VAL:HG11	2:B:202:TRP:CE2	2.45	0.52

*Continued on next page...*



*Continued from previous page...*

Atom-1	Atom-2	Interatomic distance (Å)	Clash overlap (Å)
2:B:93:ARG:CB	2:B:96:ARG:HH21	2.23	0.52
4:E:14:TYR:CE2	4:E:226:PHE:HD2	2.28	0.52
4:G:71:LYS:HA	4:G:74:ARG:HG2	1.92	0.52
4:E:202:ASP:CB	4:I:37:ARG:HH22	2.21	0.52
4:E:14:TYR:OH	4:I:37:ARG:NH2	2.43	0.52
4:G:331:ASP:OD1	4:G:331:ASP:N	2.43	0.52
4:H:308:ASP:OD1	4:H:309:GLY:N	2.43	0.52
3:C:309:LEU:HD12	3:C:315:TYR:CG	2.45	0.52
3:C:317:THR:HG22	3:C:323:VAL:HA	1.92	0.52
4:D:193:THR:HG23	4:D:231:PHE:CE1	2.45	0.52
2:B:93:ARG:HD2	4:E:219:GLY:O	2.09	0.52
4:F:334:ILE:H	4:F:334:ILE:HD12	1.75	0.52
2:B:160:ARG:O	2:B:163:LEU:HG	2.09	0.51
2:B:141:VAL:HG12	2:B:220:THR:OG1	2.10	0.51
3:C:333:ALA:HB3	3:C:336:ARG:NH2	2.25	0.51
3:C:341:LEU:O	3:C:355:LEU:HD12	2.10	0.51
4:E:241:ARG:O	4:E:244:GLU:HG2	2.10	0.51
4:F:66:ILE:HD11	4:F:91:VAL:HG21	1.92	0.51
6:M:42:DG:H5'	7:N:97:LYS:NZ	2.25	0.51
6:M:43:DG:H5'	7:N:98:LYS:HG3	1.92	0.51
2:B:55:VAL:HG11	2:B:78:GLU:HG3	1.92	0.51
3:C:493:TYR:HB2	3:C:503:ALA:HB2	1.91	0.51
4:D:6:ILE:HD12	4:D:6:ILE:N	2.25	0.51
4:E:37:ARG:NH2	4:F:14:TYR:OH	2.44	0.51
3:C:68:LEU:HD23	3:C:186:LEU:HD21	1.93	0.51
3:C:342:LEU:HD23	3:C:342:LEU:N	2.25	0.51
3:C:429:LEU:HD21	3:C:504:PHE:HB2	1.92	0.51
4:E:285:HIS:HD2	4:E:349:LEU:HB3	1.74	0.51
4:H:331:ASP:OD1	4:H:331:ASP:N	2.43	0.51
2:J:12:ALA:HA	2:J:15:LYS:NZ	2.25	0.51
2:J:16:ARG:O	2:J:20:LEU:N	2.42	0.51
3:C:520:CYS:O	2:J:211:ARG:HG3	2.09	0.51
5:K:52:G:H1'	5:K:56:G:N2	2.26	0.51
5:K:5:A:H5''	7:N:141:ARG:HG2	1.92	0.51
6:M:40:DC:H2''	6:M:41:DT:H5'	1.92	0.51
1:A:46:ARG:HA	5:K:59:G:C4'	2.40	0.51
3:C:155:ARG:HH12	3:C:174:HIS:CE1	2.29	0.51
3:C:267:LEU:HA	3:C:270:ILE:HG12	1.93	0.51
3:C:274:ASP:OD1	3:C:275:HIS:N	2.42	0.51
3:C:434:GLU:OE2	3:C:470:MET:HG2	2.11	0.51
4:D:169:LEU:HD12	4:D:170:PHE:CE2	2.46	0.51

*Continued on next page...*



*Continued from previous page...*

Atom-1	Atom-2	Interatomic distance (Å)	Clash overlap (Å)
4:D:216:HIS:O	4:D:218:SER:N	2.38	0.51
4:D:17:ILE:CG2	4:D:268:PRO:HB2	2.41	0.51
4:G:337:TYR:OH	4:G:345:ASP:O	2.24	0.51
7:N:7:ARG:HD2	7:N:151:LEU:HD21	1.91	0.51
1:A:44:ASN:ND2	5:K:51:C:O4'	2.43	0.51
7:N:4:PHE:CZ	7:N:125:ILE:HD11	2.45	0.51
3:C:409:ASP:O	3:C:413:ALA:N	2.40	0.51
4:I:191:ALA:HB2	4:I:233:ARG:HG2	1.91	0.51
2:J:169:LEU:HD23	2:J:202:TRP:HB2	1.92	0.51
3:C:527:LYS:HA	2:J:218:HIS:CE1	2.45	0.51
4:G:173:MET:HE3	5:K:17:A:C4	2.45	0.51
3:C:76:THR:HG21	3:C:232:LEU:HD13	1.93	0.51
4:D:164:ASN:HB3	4:D:167:VAL:HG12	1.93	0.51
4:D:167:VAL:HG23	4:D:172:ARG:HA	1.93	0.51
4:I:174:LEU:N	4:I:181:GLU:OE2	2.34	0.51
4:D:353:TYR:HD2	4:D:359:LEU:HA	1.76	0.51
4:F:89:GLN:HE22	4:F:147:PRO:HB2	1.76	0.51
2:J:25:PRO:CD	2:J:26:ALA:H	2.23	0.51
3:C:330:ALA:N	3:C:380:ASP:OD2	2.44	0.51
4:E:127:LEU:O	4:E:130:ILE:HG13	2.11	0.51
4:F:137:ALA:HB1	4:F:150:ILE:HG21	1.93	0.51
4:F:212:LYS:HE3	4:F:214:ASN:HB3	1.92	0.51
4:F:219:GLY:CA	5:K:33:G:H22	2.23	0.51
4:G:89:GLN:NE2	4:G:141:GLU:OE1	2.43	0.51
1:A:180:SER:HB3	5:K:61:G:O2'	2.11	0.51
4:G:141:GLU:HG3	4:G:150:ILE:CD1	2.35	0.51
4:G:12:LEU:HB3	4:G:15:SER:HB3	1.92	0.51
4:I:137:ALA:HA	4:I:140:LYS:NZ	2.26	0.51
4:I:174:LEU:HD11	4:I:180:THR:OG1	2.11	0.51
4:I:36:THR:O	4:I:193:THR:HG23	2.10	0.51
2:J:176:LEU:N	2:J:177:PRO:HD2	2.26	0.51
6:M:39:DA:H2''	6:M:40:DC:O5'	2.11	0.51
4:F:306:GLY:HA2	4:F:310:TYR:CE1	2.46	0.50
6:M:51:DC:H2''	6:M:52:DG:C8	2.46	0.50
4:D:329:TRP:HH2	7:N:148:LEU:HD13	1.75	0.50
3:C:215:LEU:HD23	3:C:215:LEU:N	2.26	0.50
4:I:33:LYS:HD3	4:I:303:ALA:CB	2.40	0.50
4:I:79:ASP:OD1	4:I:80:ALA:N	2.43	0.50
4:G:207:VAL:HG12	5:K:26:G:OP1	2.11	0.50
4:D:43:TRP:CZ3	4:D:47:VAL:HG21	2.46	0.50
4:D:46:ALA:O	4:D:50:GLU:OE1	2.29	0.50

*Continued on next page...*



*Continued from previous page...*

Atom-1	Atom-2	Interatomic distance (Å)	Clash overlap (Å)
4:H:18:ASN:HD21	4:H:39:SER:N	2.09	0.50
4:H:73:LEU:HD23	4:H:76:ARG:HD2	1.92	0.50
2:J:177:PRO:O	2:J:181:LEU:HB3	2.12	0.50
1:A:181:ARG:NH1	5:K:47:C:H1'	2.26	0.50
1:A:15:GLN:O	1:A:16:THR:HG22	2.12	0.50
4:D:12:LEU:HD12	4:D:231:PHE:CE2	2.46	0.50
4:E:285:HIS:CD2	4:E:349:LEU:HD22	2.46	0.50
2:B:163:LEU:HD22	4:F:201:VAL:HB	1.92	0.50
4:H:267:VAL:CG1	4:H:272:GLN:HE22	2.24	0.50
6:M:52:DG:H2'	6:M:53:DC:OP2	2.11	0.50
4:E:20:ASP:OD1	4:E:26:LYS:HG2	2.11	0.50
2:J:141:VAL:HG12	2:J:220:THR:OG1	2.10	0.50
5:K:7:C:O2'	7:N:76:ILE:HG22	2.12	0.50
7:N:146:ASP:OD1	7:N:147:PRO:HD2	2.12	0.50
1:A:173:ASP:OD2	1:A:180:SER:C	2.50	0.50
2:B:176:LEU:N	2:B:177:PRO:HD2	2.26	0.50
3:C:329:GLU:HB2	3:C:332:ARG:HG2	1.93	0.50
4:E:233:ARG:NH2	4:E:263:PHE:O	2.39	0.50
2:B:177:PRO:O	2:B:181:LEU:HB3	2.12	0.50
4:I:141:GLU:HG3	4:I:150:ILE:CD1	2.35	0.50
4:D:292:ARG:NH1	7:N:147:PRO:O	2.40	0.50
7:N:65:ARG:NE	7:N:110:ASP:O	2.45	0.50
4:D:28:VAL:CG2	4:D:37:ARG:CD	2.87	0.50
4:E:292:ARG:NH2	4:F:265:SER:O	2.44	0.50
4:G:205:THR:HA	4:G:221:MET:HB3	1.94	0.50
2:B:29:ALA:O	2:B:33:ARG:HG2	2.12	0.50
3:C:32:SER:HA	3:C:54:LEU:HA	1.93	0.50
4:D:275:THR:HG22	4:H:190:HIS:CD2	2.47	0.50
4:E:18:ASN:HA	5:K:34:G:OP2	2.11	0.50
4:G:336:GLY:CA	4:G:363:MET:HE3	2.38	0.50
7:N:116:ALA:HB2	7:N:162:LEU:HD23	1.94	0.50
5:K:3:G:N3	7:N:17:GLU:HA	2.27	0.50
3:C:122:ARG:O	3:C:122:ARG:HG2	2.11	0.49
4:G:306:GLY:HA2	4:G:310:TYR:CE1	2.47	0.49
3:C:156:THR:HG21	3:C:162:VAL:HA	1.92	0.49
3:C:472:ARG:NH2	4:D:29:VAL:HG21	2.27	0.49
3:C:79:ILE:HG12	3:C:115:TYR:CB	2.42	0.49
4:D:191:ALA:HB2	4:D:233:ARG:HG2	1.94	0.49
4:E:286:ILE:HD11	4:E:363:MET:HB3	1.94	0.49
4:H:148:LYS:HA	4:H:148:LYS:HE2	1.94	0.49
4:I:33:LYS:HE2	4:I:196:GLY:HA3	1.93	0.49

*Continued on next page...*



*Continued from previous page...*

Atom-1	Atom-2	Interatomic distance (Å)	Clash overlap (Å)
2:J:29:ALA:O	2:J:33:ARG:HG2	2.12	0.49
2:B:55:VAL:CG1	2:B:78:GLU:HA	2.42	0.49
3:C:201:VAL:CG1	3:C:206:SER:HB3	2.42	0.49
3:C:338:LEU:O	3:C:341:LEU:HB2	2.12	0.49
4:E:88:ARG:O	4:E:92:LEU:HB2	2.12	0.49
4:F:68:GLU:OE2	4:F:72:ARG:NE	2.37	0.49
4:I:69:ILE:HD12	4:I:90:VAL:HG11	1.94	0.49
1:A:162:SER:CB	1:A:191:ASP:H	2.25	0.49
2:B:13:LEU:HD22	2:B:17:VAL:HG21	1.93	0.49
4:G:45:ARG:HA	4:G:48:ARG:HG2	1.94	0.49
4:H:96:LYS:HG3	4:H:97:LYS:H	1.78	0.49
6:M:49:DT:H2'	6:M:50:DC:C6	2.47	0.49
1:A:110:PRO:HB3	1:A:148:TRP:CD2	2.48	0.49
3:C:319:LYS:O	3:C:320:GLU:HB3	2.12	0.49
4:G:137:ALA:HB1	4:G:150:ILE:HG21	1.95	0.49
2:J:91:GLN:NE2	2:J:181:LEU:HA	2.21	0.49
2:J:45:LEU:HA	2:J:48:HIS:CD2	2.47	0.49
5:K:20:U:H2'	5:K:21:G:H4'	1.93	0.49
7:N:187:GLU:HG2	7:N:217:ARG:HD3	1.94	0.49
4:E:18:ASN:ND2	4:E:42:SER:OG	2.41	0.49
4:F:174:LEU:H	4:F:181:GLU:HG2	1.77	0.49
4:G:72:ARG:HH22	4:G:121:VAL:CG1	2.23	0.49
4:H:259:PHE:HD2	4:H:260:LEU:HD12	1.76	0.49
1:A:111:THR:O	1:A:127:LYS:HD2	2.13	0.49
3:C:134:GLN:NE2	3:C:282:LEU:HD13	2.28	0.49
4:E:334:ILE:H	4:E:334:ILE:HD12	1.78	0.49
4:G:148:LYS:HE2	4:G:148:LYS:HA	1.93	0.49
5:K:49:C:H2'	5:K:50:A:C8	2.44	0.49
7:N:40:ALA:HB1	7:N:45:VAL:HB	1.94	0.49
3:C:260:LEU:HD22	3:C:261:PRO:HD2	1.94	0.49
4:G:141:GLU:CG	4:G:150:ILE:HD11	2.34	0.49
4:I:40:SER:H	4:I:190:HIS:CE1	2.31	0.49
6:M:50:DC:H2'	6:M:51:DC:C6	2.48	0.49
7:N:67:GLY:HA2	7:N:110:ASP:OD1	2.13	0.49
2:B:45:LEU:HA	2:B:48:HIS:CD2	2.47	0.49
3:C:168:HIS:HE1	3:C:174:HIS:HE1	1.59	0.49
4:H:289:ARG:HD2	4:H:333:ALA:CB	2.43	0.49
4:H:79:ASP:OD1	4:H:80:ALA:N	2.45	0.49
4:I:17:ILE:HG21	4:I:268:PRO:CB	2.18	0.49
6:M:52:DG:C2	8:O:4:DG:C2	3.01	0.49
7:N:127:ASP:CG	7:N:154:ARG:HH22	2.16	0.49

*Continued on next page...*



*Continued from previous page...*

Atom-1	Atom-2	Interatomic distance (Å)	Clash overlap (Å)
3:C:190:GLY:O	3:C:214:PRO:HD2	2.13	0.49
3:C:381:GLN:CB	3:C:387:ASP:HA	2.42	0.49
3:C:398:VAL:O	3:C:399:LEU:HD23	2.12	0.49
4:F:131:ALA:HA	4:F:151:LEU:HD11	1.95	0.49
3:C:151:LEU:HD12	3:C:188:THR:HG21	1.93	0.48
3:C:328:ALA:HB3	3:C:380:ASP:HB3	1.94	0.48
2:B:93:ARG:CD	4:E:220:HIS:HA	2.41	0.48
2:B:182:TYR:OH	4:E:225:GLN:OE1	2.27	0.48
4:F:205:THR:O	5:K:32:U:H5"	2.13	0.48
4:F:19:ARG:HB3	4:F:23:GLY:HA2	1.93	0.48
4:F:269:SER:HA	4:F:272:GLN:CD	2.34	0.48
4:I:38:VAL:HG12	4:I:191:ALA:HB3	1.95	0.48
4:D:43:TRP:HD1	4:D:268:PRO:CD	2.26	0.48
4:H:267:VAL:HG12	4:H:272:GLN:HE22	1.78	0.48
1:A:20:PHE:HZ	2:B:49:ARG:HH11	1.61	0.48
3:C:123:PHE:CZ	3:C:249:TRP:CZ3	3.02	0.48
4:E:76:ARG:NH2	4:E:125:ASP:OD1	2.47	0.48
4:H:68:GLU:OE2	4:H:71:LYS:HE3	2.13	0.48
2:J:93:ARG:CB	2:J:96:ARG:HH21	2.23	0.48
5:K:1:A:C8	7:N:47:ARG:HG3	2.49	0.48
3:C:51:SER:HG	3:C:229:PHE:HD1	1.62	0.48
4:G:199:VAL:O	2:J:43:ARG:NH2	2.47	0.48
4:F:37:ARG:NH2	4:G:202:ASP:OD1	2.37	0.48
2:J:145:GLN:HE22	2:J:188:VAL:HG13	1.79	0.48
7:N:208:ASP:O	7:N:212:ARG:HG3	2.12	0.48
1:A:164:TYR:CZ	1:A:188:VAL:HA	2.49	0.48
2:B:80:ALA:HA	2:B:173:HIS:HE1	1.79	0.48
4:E:215:ASP:OD2	4:I:64:ARG:NH2	2.46	0.48
2:J:84:VAL:HA	2:J:87:ILE:CG2	2.42	0.48
6:M:48:DG:C2	8:O:8:DG:C2	3.02	0.48
3:C:381:GLN:HB2	3:C:386:ARG:O	2.14	0.48
4:E:40:SER:H	4:E:190:HIS:CE1	2.31	0.48
4:F:141:GLU:HA	4:F:144:LYS:NZ	2.28	0.48
4:G:164:ASN:OD1	4:G:165:VAL:HG12	2.13	0.48
3:C:522:ARG:N	3:C:522:ARG:HD2	2.25	0.48
3:C:519:TYR:CE1	4:D:199:VAL:HG12	2.49	0.48
4:E:268:PRO:O	4:E:269:SER:OG	2.30	0.48
4:F:55:LEU:HD22	4:F:258:GLU:OE2	2.14	0.48
4:F:285:HIS:HD2	4:F:349:LEU:HB3	1.79	0.48
2:J:77:VAL:CG1	2:J:78:GLU:H	2.00	0.48
2:J:83:ALA:CB	2:J:173:HIS:ND1	2.77	0.48

*Continued on next page...*



*Continued from previous page...*

Atom-1	Atom-2	Interatomic distance (Å)	Clash overlap (Å)
5:K:7:C:HO2'	7:N:76:ILE:HG22	1.79	0.48
8:O:5:DG:H2"	8:O:6:DA:C8	2.48	0.48
3:C:122:ARG:NH1	3:C:130:ARG:HD3	2.29	0.48
4:D:289:ARG:HH11	4:D:291:ASP:CG	2.16	0.48
4:F:253:ARG:HH21	4:F:368:PHE:C	2.17	0.48
4:H:6:ILE:HD13	4:H:263:PHE:CD2	2.49	0.48
1:A:113:ARG:HD2	5:K:57:U:H5	1.79	0.48
4:E:272:GLN:HA	4:E:275:THR:O	2.14	0.48
4:F:319:ASN:ND2	4:F:346:LEU:CA	2.75	0.48
4:H:72:ARG:HH22	4:H:121:VAL:CG1	2.25	0.48
3:C:298:TRP:CE2	3:C:301:ARG:NH2	2.81	0.47
4:D:279:THR:HG22	4:D:280:LEU:N	2.29	0.47
4:F:336:GLY:CA	4:F:363:MET:HE3	2.37	0.47
4:I:163:ARG:HE	4:I:182:VAL:CG2	2.27	0.47
2:J:84:VAL:CA	2:J:87:ILE:HG22	2.43	0.47
5:K:52:G:C2	5:K:56:G:C6	3.02	0.47
7:N:64:ASP:HB3	7:N:169:PRO:HD2	1.97	0.47
1:A:91:PRO:HG3	1:A:203:ARG:HD3	1.95	0.47
2:B:145:GLN:HE22	2:B:188:VAL:HG13	1.79	0.47
3:C:379:PHE:CE1	3:C:390:TRP:HE3	2.32	0.47
3:C:468:HIS:CD2	7:N:70:LEU:HD21	2.49	0.47
4:E:103:GLU:OE1	4:E:114:SER:HA	2.14	0.47
4:E:365:ALA:HA	4:E:368:PHE:CE1	2.48	0.47
4:F:15:SER:HB2	4:F:17:ILE:HG23	1.95	0.47
4:D:307:SER:H	4:H:32:GLY:HA3	1.79	0.47
4:I:341:GLU:HG3	4:I:343:LYS:HD3	1.95	0.47
2:J:163:LEU:HA	2:J:166:ARG:NH2	2.29	0.47
6:M:53:DC:H2"	6:M:54:DG:H8	1.78	0.47
1:A:113:ARG:NH2	1:A:123:ARG:HE	2.12	0.47
1:A:170:ASP:H	2:B:23:ASN:ND2	2.11	0.47
1:A:29:LYS:O	1:A:32:ARG:HG2	2.13	0.47
2:B:209:VAL:HA	2:B:212:GLU:HG2	1.96	0.47
3:C:98:ARG:NH1	3:C:358:CYS:SG	2.88	0.47
3:C:382:ASP:CB	3:C:386:ARG:HB2	2.41	0.47
4:D:206:ALA:O	4:D:218:SER:OG	2.32	0.47
4:F:81:ASP:OD1	4:F:82:LEU:N	2.48	0.47
4:D:324:ARG:HD2	7:N:243:PHE:CE2	2.50	0.47
3:C:182:VAL:O	3:C:186:LEU:HD13	2.14	0.47
4:E:292:ARG:HD3	4:F:280:LEU:HD11	1.96	0.47
2:J:209:VAL:HA	2:J:212:GLU:HG2	1.96	0.47
7:N:76:ILE:O	7:N:76:ILE:HG13	2.14	0.47

*Continued on next page...*



*Continued from previous page...*

Atom-1	Atom-2	Interatomic distance (Å)	Clash overlap (Å)
3:C:132:TRP:CE2	3:C:133:LEU:HD23	2.49	0.47
3:C:468:HIS:HD2	7:N:70:LEU:HD21	1.78	0.47
4:D:11:THR:HA	4:D:230:THR:HA	1.95	0.47
4:D:326:ARG:NH1	4:D:335:ARG:HH22	2.12	0.47
4:H:324:ARG:O	4:H:327:GLU:HG2	2.15	0.47
7:N:85:THR:HG22	7:N:86:VAL:N	2.30	0.47
1:A:162:SER:O	1:A:190:PHE:CD1	2.68	0.47
4:E:72:ARG:HA	4:E:75:GLU:HG3	1.96	0.47
4:G:141:GLU:HG2	4:G:144:LYS:NZ	2.30	0.47
4:G:334:ILE:H	4:G:334:ILE:HD12	1.79	0.47
4:H:205:THR:HG23	4:H:221:MET:HB2	1.97	0.47
4:H:89:GLN:NE2	4:H:147:PRO:HB2	2.29	0.47
4:I:163:ARG:HE	4:I:182:VAL:HG22	1.80	0.47
4:I:285:HIS:HD2	4:I:349:LEU:HB3	1.80	0.47
2:J:76:ALA:O	2:J:79:ARG:HB3	2.14	0.47
1:A:23:ALA:HA	1:A:26:LEU:HD23	1.97	0.47
3:C:311:PRO:HB2	3:C:354:ILE:HB	1.95	0.47
3:C:439:GLU:HA	3:C:442:LYS:HG2	1.95	0.47
4:D:43:TRP:CZ3	4:D:188:PHE:CE2	3.03	0.47
3:C:445:ASN:OD1	4:D:201:VAL:HG11	2.15	0.47
2:B:92:PRO:HG3	4:E:223:ALA:CB	2.44	0.47
3:C:207:GLU:HB2	3:C:301:ARG:NH2	2.30	0.47
4:E:106:LYS:HB2	4:E:109:GLU:HG2	1.95	0.47
4:F:253:ARG:HA	4:F:253:ARG:HD3	1.51	0.47
2:J:80:ALA:HA	2:J:173:HIS:HE1	1.79	0.47
4:D:29:VAL:HA	4:D:34:GLU:HA	1.97	0.47
7:N:162:LEU:CD1	7:N:184:LEU:HD11	2.45	0.47
8:O:7:DC:H2'	8:O:8:DG:C8	2.50	0.47
1:A:160:LEU:HD12	4:I:14:TYR:HD1	1.80	0.47
4:E:225:GLN:O	4:E:226:PHE:HD1	1.98	0.47
4:G:324:ARG:NH2	4:H:352:ARG:HH21	2.13	0.47
1:A:102:VAL:HA	1:A:224:ALA:O	2.15	0.47
3:C:104:LYS:HE3	3:C:104:LYS:HB3	1.44	0.47
3:C:395:THR:HB	3:C:396:PRO:HD2	1.97	0.47
4:I:10:GLN:OE1	4:I:281:PRO:HG3	2.14	0.47
1:A:170:ASP:O	1:A:171:VAL:HG13	2.15	0.46
3:C:340:ALA:C	3:C:342:LEU:N	2.69	0.46
3:C:98:ARG:NH1	3:C:234:LEU:HD13	2.30	0.46
4:G:86:GLY:O	4:G:90:VAL:HG23	2.15	0.46
6:M:39:DA:H2'	6:M:40:DC:C5	2.49	0.46
3:C:141:GLU:HG3	3:C:200:ARG:HG3	1.98	0.46

*Continued on next page...*



*Continued from previous page...*

Atom-1	Atom-2	Interatomic distance (Å)	Clash overlap (Å)
3:C:317:THR:CG2	3:C:323:VAL:HG22	2.45	0.46
3:C:318:SER:O	3:C:319:LYS:C	2.54	0.46
3:C:314:ILE:HG21	3:C:326:ARG:HE	1.81	0.46
3:C:350:TYR:O	3:C:351:ARG:CB	2.63	0.46
3:C:463:GLY:O	3:C:466:VAL:HG22	2.15	0.46
3:C:472:ARG:NH1	3:C:514:GLU:HB3	2.30	0.46
4:D:175:ALA:HB2	7:N:84:ARG:O	2.15	0.46
4:D:165:VAL:HG11	4:D:255:ALA:HB2	1.97	0.46
4:D:43:TRP:CE3	4:D:188:PHE:CE2	3.04	0.46
4:E:28:VAL:CG2	4:E:37:ARG:HD3	2.45	0.46
4:F:18:ASN:HA	5:K:28:C:OP2	2.15	0.46
4:F:97:LYS:CD	4:F:97:LYS:H	2.28	0.46
4:G:52:GLU:OE1	4:G:58:LYS:HG2	2.15	0.46
4:I:88:ARG:O	4:I:92:LEU:HB2	2.15	0.46
7:N:7:ARG:HG2	7:N:148:LEU:O	2.15	0.46
7:N:58:LYS:NZ	7:N:187:GLU:HB2	2.30	0.46
3:C:303:ARG:NH2	8:O:11:DG:O3'	2.47	0.46
3:C:168:HIS:CE1	3:C:174:HIS:HE1	2.32	0.46
3:C:444:SER:HB3	3:C:528:VAL:HG11	1.98	0.46
4:F:86:GLY:O	4:F:90:VAL:HG23	2.14	0.46
4:I:55:LEU:HD23	4:I:165:VAL:HG21	1.97	0.46
1:A:44:ASN:HD21	5:K:51:C:H4'	1.77	0.46
3:C:98:ARG:NH1	3:C:234:LEU:HA	2.29	0.46
3:C:139:ARG:HH12	3:C:283:HIS:HD2	1.63	0.46
3:C:139:ARG:HH11	3:C:295:TRP:HH2	1.63	0.46
4:H:344:THR:HG22	4:H:346:LEU:H	1.80	0.46
5:K:14:G:N2	5:K:15:A:N3	2.63	0.46
5:K:33:G:H1'	5:K:34:G:C8	2.51	0.46
7:N:159:VAL:O	7:N:163:VAL:HG23	2.15	0.46
1:A:124:LEU:HD11	5:K:43:G:H2'	1.96	0.46
2:B:163:LEU:HA	2:B:166:ARG:NH2	2.30	0.46
4:D:14:TYR:HA	4:D:228:ALA:HB2	1.96	0.46
4:H:164:ASN:O	4:H:168:ASN:ND2	2.49	0.46
4:H:45:ARG:HA	4:H:48:ARG:HG2	1.96	0.46
5:K:52:G:O3'	5:K:53:C:H6	1.99	0.46
7:N:244:THR:HA	7:N:247:LYS:NZ	2.31	0.46
3:C:194:SER:HB2	3:C:212:ALA:HB2	1.96	0.46
4:E:72:ARG:HH22	4:E:121:VAL:CG1	2.27	0.46
4:F:121:VAL:N	4:F:122:PRO:HD2	2.31	0.46
4:F:202:ASP:OD1	4:F:202:ASP:O	2.33	0.46
4:F:16:ASN:HD22	4:F:226:PHE:HD1	1.64	0.46

*Continued on next page...*



*Continued from previous page...*

Atom-1	Atom-2	Interatomic distance (Å)	Clash overlap (Å)
4:I:120:PRO:HG3	4:I:164:ASN:HB2	1.98	0.46
2:J:168:ASN:OD1	2:J:171:GLY:N	2.47	0.46
7:N:19:SER:O	7:N:24:ARG:NH1	2.49	0.46
3:C:67:VAL:CG2	3:C:186:LEU:HB3	2.45	0.46
4:F:346:LEU:O	4:F:348:ALA:N	2.48	0.46
4:H:14:TYR:CD1	4:H:200:GLU:OE2	2.67	0.46
4:I:187:GLN:HB2	4:I:236:ASN:HB2	1.98	0.46
4:I:18:ASN:HD21	4:I:39:SER:H	1.63	0.46
7:N:33:SER:HB3	7:N:202:ASP:O	2.15	0.46
3:C:522:ARG:CD	3:C:522:ARG:H	2.25	0.46
4:D:28:VAL:HG21	4:D:37:ARG:HD3	1.96	0.46
4:F:260:LEU:HD23	4:F:286:ILE:HD13	1.97	0.46
4:F:96:LYS:HG2	4:F:97:LYS:H	1.80	0.46
4:F:62:THR:HG23	4:G:209:ASP:HB2	1.97	0.46
4:G:344:THR:HG22	4:G:346:LEU:H	1.81	0.46
1:A:113:ARG:NH2	5:K:58:G:O6	2.49	0.46
4:E:313:ARG:O	4:E:317:GLU:HG2	2.16	0.46
4:E:64:ARG:HD2	4:F:210:ILE:HD11	1.98	0.46
4:H:61:ARG:HB2	4:H:118:TYR:CD1	2.51	0.46
4:H:269:SER:HA	4:H:272:GLN:CD	2.36	0.46
4:H:289:ARG:HH12	4:H:294:ILE:CD1	2.17	0.46
4:I:291:ASP:N	4:I:291:ASP:OD1	2.48	0.46
4:I:331:ASP:N	4:I:331:ASP:OD1	2.49	0.46
1:A:126:LEU:HB2	5:K:43:G:H1'	1.97	0.46
4:D:278:MET:HG3	4:H:293:PRO:HG2	1.98	0.46
1:A:160:LEU:HA	4:I:14:TYR:HD1	1.81	0.45
4:D:172:ARG:HD2	4:D:178:PRO:HA	1.98	0.45
4:G:17:ILE:O	4:G:270:GLY:HA3	2.16	0.45
4:H:194:VAL:HG13	4:H:300:PHE:CD1	2.51	0.45
4:I:289:ARG:HH12	4:I:335:ARG:NH2	2.14	0.45
2:J:158:GLU:OE2	2:J:162:HIS:NE2	2.48	0.45
1:A:2:THR:HG22	1:A:3:TRP:N	2.31	0.45
4:D:193:THR:HG23	4:D:231:PHE:HE1	1.81	0.45
4:E:253:ARG:NH2	4:E:368:PHE:HB3	2.31	0.45
2:J:77:VAL:CG1	2:J:78:GLU:N	2.68	0.45
1:A:126:LEU:HD12	5:K:43:G:O2'	2.16	0.45
2:B:28:ARG:HA	2:B:31:LEU:CD2	2.47	0.45
3:C:145:THR:HG22	3:C:295:TRP:CZ2	2.51	0.45
3:C:63:PRO:HB3	3:C:191:TYR:CD2	2.52	0.45
3:C:315:TYR:O	3:C:349:ASN:HB2	2.16	0.45
4:I:38:VAL:CG1	4:I:191:ALA:HB3	2.46	0.45

*Continued on next page...*



*Continued from previous page...*

Atom-1	Atom-2	Interatomic distance (Å)	Clash overlap (Å)
1:A:183:ILE:CB	5:K:46:C:C2	3.00	0.45
3:C:355:LEU:HD22	3:C:355:LEU:HA	1.67	0.45
3:C:472:ARG:HH21	4:D:29:VAL:HG21	1.82	0.45
4:E:64:ARG:CD	4:F:210:ILE:HD11	2.46	0.45
4:F:17:ILE:HD12	4:F:268:PRO:HG2	1.98	0.45
4:G:104:LYS:HD2	4:G:105:GLU:O	2.17	0.45
4:G:51:VAL:HG22	4:G:258:GLU:OE1	2.17	0.45
7:N:35:LEU:O	7:N:38:MET:HG2	2.17	0.45
1:A:43:ALA:C	1:A:45:PRO:CD	2.85	0.45
3:C:227:THR:OG1	3:C:230:GLU:OE1	2.33	0.45
4:E:55:LEU:HD23	4:E:165:VAL:HG21	1.99	0.45
4:G:43:TRP:HB3	4:G:188:PHE:CE2	2.51	0.45
2:J:168:ASN:O	2:J:172:VAL:HG13	2.17	0.45
2:J:146:ALA:HB2	2:J:188:VAL:HG11	1.98	0.45
2:J:39:PRO:HD3	2:J:79:ARG:HD2	1.99	0.45
5:K:8:G:O6	7:N:79:GLY:HA3	2.17	0.45
2:B:146:ALA:HB2	2:B:188:VAL:HG11	1.98	0.45
3:C:155:ARG:HH22	3:C:174:HIS:CE1	2.34	0.45
3:C:434:GLU:OE2	3:C:470:MET:HE2	2.16	0.45
4:G:205:THR:HG22	4:G:206:ALA:N	2.32	0.45
2:B:202:TRP:CE3	2:B:206:PRO:HB3	2.51	0.45
4:E:200:GLU:OE2	4:E:226:PHE:HB2	2.16	0.45
4:E:30:TYR:CD2	4:E:35:ARG:NH2	2.85	0.45
4:F:123:ALA:HA	4:F:126:GLU:OE1	2.17	0.45
4:H:289:ARG:HD2	4:H:333:ALA:HB1	1.99	0.45
2:J:95:ALA:HB1	2:J:184:ARG:CG	2.47	0.45
7:N:162:LEU:HD12	7:N:163:VAL:N	2.32	0.45
7:N:148:LEU:CD1	7:N:246:VAL:HG21	2.47	0.45
2:B:179:LEU:HD12	2:B:180:VAL:HG13	1.99	0.45
3:C:139:ARG:HH12	3:C:283:HIS:CD2	2.35	0.45
4:D:19:ARG:NH2	5:K:10:C:O2'	2.50	0.45
2:B:174:ARG:NH2	4:E:29:VAL:HG21	2.32	0.45
3:C:326:ARG:NH2	3:C:349:ASN:HD22	2.14	0.45
4:E:195:HIS:CE1	4:E:230:THR:HG22	2.51	0.45
4:E:324:ARG:HG2	4:F:340:VAL:O	2.17	0.45
4:H:187:GLN:HB2	4:H:236:ASN:HB2	1.98	0.45
4:H:356:TYR:HB2	4:H:357:PRO:HD3	1.99	0.45
4:I:264:LEU:HD12	4:I:360:ILE:HD11	1.99	0.45
2:J:202:TRP:CE3	2:J:206:PRO:HB3	2.51	0.45
2:J:28:ARG:HA	2:J:31:LEU:CD2	2.47	0.45
7:N:63:VAL:HG12	7:N:113:PHE:CD1	2.52	0.45

*Continued on next page...*



*Continued from previous page...*

Atom-1	Atom-2	Interatomic distance (Å)	Clash overlap (Å)
1:A:34:SER:OG	1:A:37:LEU:HD21	2.16	0.45
4:E:27:THR:HG22	4:E:36:THR:HG22	1.98	0.45
4:F:45:ARG:HA	4:F:48:ARG:HG2	1.99	0.45
4:G:312:LEU:O	4:G:316:GLN:HG3	2.17	0.45
4:I:49:HIS:HA	4:I:52:GLU:HG2	1.98	0.45
4:I:72:ARG:HH22	4:I:121:VAL:CG1	2.24	0.45
2:J:179:LEU:HD12	2:J:180:VAL:HG13	1.99	0.45
7:N:162:LEU:HD13	7:N:184:LEU:HD11	1.99	0.45
1:A:5:THR:O	1:A:66:VAL:HG22	2.16	0.44
2:B:10:ALA:O	2:B:14:VAL:HG13	2.17	0.44
2:B:16:ARG:HD2	2:B:54:TYR:OH	2.17	0.44
3:C:133:LEU:HA	3:C:133:LEU:HD13	1.85	0.44
3:C:504:PHE:CA	3:C:507:VAL:HG12	2.44	0.44
4:F:35:ARG:NH2	4:F:303:ALA:HB2	2.32	0.44
4:F:35:ARG:HD3	4:F:193:THR:O	2.17	0.44
4:H:90:VAL:HG22	4:H:131:ALA:HB2	1.99	0.44
3:C:208:ARG:NH2	6:M:47:DC:O2	2.50	0.44
7:N:45:VAL:HG21	7:N:54:TYR:HE2	1.82	0.44
2:B:167:GLN:HE21	2:B:171:GLY:HA3	1.82	0.44
3:C:161:GLN:HB3	7:N:101:ILE:HD11	1.98	0.44
3:C:317:THR:HG22	3:C:323:VAL:HG22	1.99	0.44
4:D:43:TRP:O	4:D:47:VAL:HG23	2.16	0.44
4:I:191:ALA:CB	4:I:233:ARG:HG2	2.46	0.44
2:J:192:TRP:O	2:J:196:ILE:HG13	2.17	0.44
1:A:43:ALA:HB1	5:K:50:A:O2'	2.17	0.44
2:B:24:GLU:OE1	2:B:27:ALA:N	2.31	0.44
3:C:171:LEU:O	3:C:172:ASP:OD1	2.34	0.44
3:C:228:LEU:HD23	3:C:228:LEU:H	1.83	0.44
4:D:19:ARG:HH12	4:D:271:LYS:HG2	1.82	0.44
4:F:212:LYS:HD3	4:F:215:ASP:H	1.82	0.44
4:H:21:ASP:N	4:H:21:ASP:OD1	2.50	0.44
1:A:32:ARG:HH12	1:A:75:ASP:HB3	1.83	0.44
2:B:14:VAL:O	2:B:18:SER:CB	2.65	0.44
3:C:33:ARG:HG2	3:C:33:ARG:O	2.17	0.44
4:D:187:GLN:NE2	7:N:144:VAL:HG12	2.32	0.44
4:D:4:VAL:HG12	4:D:288:VAL:HG22	2.00	0.44
4:F:186:VAL:HG22	4:F:237:VAL:HG22	2.00	0.44
4:F:187:GLN:HB2	4:F:236:ASN:HB2	1.98	0.44
4:H:151:LEU:HD22	4:H:151:LEU:H	1.83	0.44
4:H:96:LYS:HG3	4:H:97:LYS:N	2.32	0.44
1:A:160:LEU:HD11	4:I:227:SER:C	2.37	0.44

*Continued on next page...*



*Continued from previous page...*

Atom-1	Atom-2	Interatomic distance (Å)	Clash overlap (Å)
5:K:2:U:O4	7:N:137:TYR:N	2.43	0.44
3:C:139:ARG:NH1	3:C:295:TRP:HH2	2.16	0.44
4:E:323:GLU:HB3	4:E:348:ALA:HB2	1.99	0.44
4:F:10:GLN:NE2	4:F:279:THR:O	2.51	0.44
4:F:205:THR:HA	4:F:221:MET:CG	2.46	0.44
4:G:151:LEU:HD22	4:G:151:LEU:H	1.81	0.44
2:B:84:VAL:CG1	2:B:196:ILE:HG12	2.34	0.44
3:C:197:CYS:SG	3:C:198:THR:N	2.84	0.44
3:C:219:VAL:HG13	3:C:221:TYR:CE2	2.53	0.44
3:C:123:PHE:CZ	3:C:249:TRP:HZ3	2.36	0.44
4:D:6:ILE:HD11	4:D:260:LEU:HD21	1.99	0.44
4:G:291:ASP:OD1	4:G:291:ASP:N	2.50	0.44
4:G:33:LYS:HD3	4:G:196:GLY:HA3	1.98	0.44
4:H:24:SER:HB3	4:H:225:GLN:OE1	2.17	0.44
5:K:52:G:H2'	5:K:54:A:H2	1.82	0.44
5:K:8:G:H5''	7:N:75:THR:O	2.17	0.44
4:E:118:TYR:CE2	4:E:167:VAL:HG22	2.53	0.44
4:E:120:PRO:HG3	4:E:164:ASN:HB2	1.99	0.44
4:H:118:TYR:CD2	4:H:167:VAL:HG12	2.53	0.44
4:I:33:LYS:HE3	4:I:33:LYS:HB2	1.76	0.44
3:C:196:MET:HG2	8:O:10:DA:C2	2.53	0.44
4:H:152:PRO:HG3	4:H:155:ARG:HD3	2.00	0.44
4:I:323:GLU:HB3	4:I:348:ALA:CB	2.47	0.44
7:N:35:LEU:HD21	7:N:115:VAL:HG11	2.00	0.44
7:N:63:VAL:O	7:N:63:VAL:HG23	2.18	0.44
1:A:208:ASN:OD1	1:A:209:GLY:N	2.51	0.44
3:C:140:GLU:O	3:C:141:GLU:HG2	2.18	0.44
3:C:94:TRP:O	3:C:98:ARG:HB2	2.18	0.44
4:F:225:GLN:O	4:F:226:PHE:CD1	2.71	0.44
4:F:20:ASP:OD1	4:F:26:LYS:HG2	2.18	0.44
4:F:291:ASP:OD1	4:F:291:ASP:N	2.51	0.44
1:A:3:TRP:HH2	1:A:72:LEU:HB3	1.83	0.43
2:B:95:ALA:HB1	2:B:184:ARG:CG	2.47	0.43
3:C:57:VAL:HG13	3:C:228:LEU:HD13	2.00	0.43
4:D:260:LEU:HD23	4:D:260:LEU:HA	1.41	0.43
4:H:88:ARG:O	4:H:92:LEU:HB2	2.18	0.43
2:B:168:ASN:O	2:B:172:VAL:HG13	2.17	0.43
2:B:192:TRP:O	2:B:196:ILE:HG13	2.17	0.43
3:C:123:PHE:HA	3:C:132:TRP:HE3	1.82	0.43
1:A:163:THR:O	4:I:19:ARG:HD3	2.18	0.43
2:J:164:ILE:HD12	2:J:179:LEU:HD21	2.00	0.43

*Continued on next page...*



*Continued from previous page...*

Atom-1	Atom-2	Interatomic distance (Å)	Clash overlap (Å)
7:N:72:ASP:HB3	7:N:105:ARG:O	2.18	0.43
1:A:98:LYS:HB2	1:A:196:ILE:O	2.19	0.43
3:C:140:GLU:O	3:C:141:GLU:CG	2.66	0.43
4:D:305:TYR:O	4:D:313:ARG:NH1	2.51	0.43
4:D:45:ARG:NH1	5:K:8:G:O4'	2.52	0.43
4:E:254:THR:O	4:E:258:GLU:OE1	2.35	0.43
4:F:346:LEU:O	4:F:347:ALA:C	2.56	0.43
4:F:253:ARG:CZ	4:F:368:PHE:O	2.65	0.43
1:A:113:ARG:HD2	5:K:57:U:C5	2.53	0.43
8:O:6:DA:H2"	8:O:7:DC:C6	2.52	0.43
1:A:51:LEU:O	1:A:52:LEU:HD22	2.18	0.43
2:B:143:LEU:CD1	2:B:161:LEU:HD21	2.41	0.43
2:B:169:LEU:O	2:B:173:HIS:HD2	2.01	0.43
3:C:35:VAL:HG12	3:C:37:ALA:HB3	2.01	0.43
3:C:81:GLY:O	3:C:94:TRP:HH2	2.01	0.43
4:D:218:SER:OG	4:D:219:GLY:N	2.52	0.43
4:D:4:VAL:HG22	4:D:237:VAL:HG13	2.00	0.43
4:D:283:LEU:HD23	4:D:284:VAL:N	2.33	0.43
4:E:86:GLY:O	4:E:90:VAL:HG23	2.18	0.43
4:H:35:ARG:NH1	4:H:300:PHE:O	2.44	0.43
4:I:304:LEU:HA	4:I:304:LEU:HD23	1.66	0.43
3:C:100:GLN:OE1	3:C:104:LYS:HB2	2.18	0.43
3:C:314:ILE:HD11	3:C:341:LEU:HD21	2.01	0.43
4:D:326:ARG:HH11	4:D:335:ARG:HH12	1.64	0.43
4:H:188:PHE:CE1	4:H:263:PHE:HE1	2.35	0.43
4:I:68:GLU:OE1	4:I:124:ILE:HG21	2.18	0.43
2:J:10:ALA:O	2:J:14:VAL:HG13	2.17	0.43
7:N:224:THR:HG22	7:N:225:GLU:N	2.33	0.43
1:A:124:LEU:HD23	1:A:126:LEU:N	2.33	0.43
3:C:273:LEU:HD23	3:C:273:LEU:HA	1.82	0.43
3:C:82:LEU:O	3:C:84:GLN:N	2.50	0.43
4:D:205:THR:HA	4:D:220:HIS:O	2.19	0.43
4:E:14:TYR:CE2	4:E:226:PHE:CD2	3.07	0.43
4:E:10:GLN:OE1	4:E:233:ARG:NH1	2.51	0.43
4:E:190:HIS:HD2	4:F:275:THR:HG22	1.84	0.43
4:H:205:THR:HA	4:H:221:MET:CB	2.49	0.43
4:I:337:TYR:CZ	4:I:352:ARG:HB2	2.54	0.43
7:N:148:LEU:HD13	7:N:148:LEU:HA	1.89	0.43
1:A:45:PRO:HB2	1:A:46:ARG:H	1.71	0.43
2:B:13:LEU:HD23	2:B:13:LEU:HA	1.84	0.43
3:C:132:TRP:CD1	3:C:133:LEU:HD23	2.54	0.43

*Continued on next page...*



*Continued from previous page...*

Atom-1	Atom-2	Interatomic distance (Å)	Clash overlap (Å)
4:D:340:VAL:O	4:H:324:ARG:NE	2.50	0.43
4:E:151:LEU:HD22	4:E:151:LEU:H	1.84	0.43
4:F:97:LYS:H	4:F:97:LYS:HD2	1.83	0.43
4:G:325:LEU:HD23	4:G:325:LEU:HA	1.71	0.43
4:H:137:ALA:HB1	4:H:150:ILE:HG21	2.00	0.43
4:D:21:ASP:HA	5:K:9:C:H5	1.84	0.43
7:N:58:LYS:HZ1	7:N:187:GLU:HB2	1.83	0.43
1:A:52:LEU:HD11	1:A:214:LYS:HD3	1.99	0.43
1:A:170:ASP:N	2:B:23:ASN:HD21	2.12	0.43
3:C:163:TRP:CZ2	5:K:6:C:C2	3.06	0.43
3:C:280:VAL:HA	3:C:295:TRP:O	2.19	0.43
4:E:130:ILE:HD12	4:E:131:ALA:N	2.34	0.43
4:E:213:GLU:HA	4:E:216:HIS:CE1	2.53	0.43
4:F:62:THR:HG22	4:G:210:ILE:H	1.84	0.43
4:H:33:LYS:HD3	4:H:196:GLY:HA3	2.01	0.43
4:I:123:ALA:HA	4:I:126:GLU:OE1	2.18	0.43
4:D:28:VAL:CG2	7:N:12:MET:HE2	2.49	0.43
4:D:3:PHE:CE2	4:D:293:PRO:HD3	2.51	0.43
4:E:19:ARG:HB3	4:E:23:GLY:HA2	2.01	0.43
4:E:253:ARG:CZ	4:E:368:PHE:HB3	2.48	0.43
4:F:169:LEU:HG	4:F:186:VAL:HG21	2.01	0.43
4:G:257:ALA:HB2	4:G:364:VAL:HG11	2.00	0.43
4:I:89:GLN:NE2	4:I:141:GLU:OE1	2.52	0.43
2:J:160:ARG:HG2	2:J:179:LEU:HD23	2.01	0.43
2:B:11:ASP:O	2:B:15:LYS:HD3	2.19	0.43
2:B:33:ARG:NH1	2:B:43:ARG:O	2.52	0.43
4:D:168:ASN:HD21	4:D:245:ASN:HB3	1.83	0.43
4:E:148:LYS:HA	4:E:148:LYS:HE2	2.00	0.43
4:F:61:ARG:HA	4:F:117:PHE:O	2.18	0.43
4:F:65:ILE:HD12	4:F:66:ILE:N	2.34	0.43
4:G:188:PHE:HE1	4:G:263:PHE:CE1	2.36	0.43
4:G:35:ARG:NH1	4:G:300:PHE:O	2.37	0.43
4:G:88:ARG:O	4:G:92:LEU:HB2	2.19	0.43
2:J:157:THR:O	2:J:161:LEU:HD23	2.18	0.43
4:H:207:VAL:HG12	5:K:20:U:OP1	2.19	0.43
1:A:46:ARG:HA	5:K:59:G:H5"	2.01	0.42
2:B:160:ARG:HG2	2:B:179:LEU:HD23	2.01	0.42
3:C:395:THR:O	3:C:396:PRO:O	2.37	0.42
3:C:423:ARG:HD2	3:C:427:GLU:OE1	2.19	0.42
3:C:428:ALA:HA	3:C:431:ARG:NH1	2.34	0.42
3:C:61:LEU:HA	3:C:62:PRO:HD2	1.94	0.42

*Continued on next page...*



*Continued from previous page...*

Atom-1	Atom-2	Interatomic distance (Å)	Clash overlap (Å)
4:F:183:ASP:N	4:F:183:ASP:OD1	2.50	0.42
4:G:43:TRP:CZ2	4:G:233:ARG:CZ	3.02	0.42
4:H:61:ARG:HB2	4:H:118:TYR:HD1	1.84	0.42
4:I:18:ASN:HD21	4:I:39:SER:N	2.17	0.42
4:I:259:PHE:HD2	4:I:260:LEU:HD12	1.83	0.42
2:B:157:THR:O	2:B:161:LEU:HD23	2.18	0.42
2:B:160:ARG:CD	2:B:179:LEU:HB3	2.50	0.42
3:C:59:ILE:HD11	3:C:65:ALA:N	2.34	0.42
4:D:225:GLN:O	4:D:226:PHE:HD1	2.01	0.42
4:F:326:ARG:NH1	4:F:335:ARG:HH12	2.16	0.42
7:N:178:ALA:HA	7:N:228:ALA:HB2	2.01	0.42
7:N:51:LEU:HD23	7:N:51:LEU:H	1.84	0.42
1:A:203:ARG:HH12	1:A:207:LEU:HB2	1.81	0.42
2:B:94:SER:HG	4:E:221:MET:N	2.15	0.42
4:F:16:ASN:ND2	4:F:225:GLN:O	2.52	0.42
4:F:50:GLU:OE1	4:F:266:THR:HG22	2.18	0.42
4:I:55:LEU:HD22	4:I:258:GLU:OE2	2.18	0.42
1:A:13:TYR:CG	1:A:14:ARG:N	2.87	0.42
4:E:94:VAL:O	4:E:99:GLY:HA2	2.19	0.42
4:F:101:LYS:HD3	4:F:101:LYS:H	1.84	0.42
4:F:174:LEU:HA	4:F:174:LEU:HD12	1.75	0.42
4:H:14:TYR:OH	4:H:202:ASP:HB2	2.19	0.42
2:J:160:ARG:CD	2:J:179:LEU:HB3	2.50	0.42
2:J:33:ARG:NH1	2:J:43:ARG:O	2.52	0.42
6:M:47:DC:H2'	6:M:48:DG:C8	2.54	0.42
7:N:14:SER:OG	7:N:143:PHE:HE2	2.03	0.42
1:A:145:ALA:O	1:A:148:TRP:HB3	2.20	0.42
3:C:139:ARG:NH1	3:C:283:HIS:HD2	2.18	0.42
3:C:252:PRO:HG2	3:C:253:GLU:OE2	2.18	0.42
2:B:153:ASN:CG	4:F:220:HIS:CD2	2.91	0.42
4:F:319:ASN:HB2	4:F:346:LEU:CB	2.50	0.42
4:G:356:TYR:HB2	4:G:357:PRO:HD3	2.01	0.42
4:D:212:LYS:HE3	4:H:64:ARG:NH2	2.35	0.42
4:H:34:GLU:CB	2:J:207:ARG:HH22	2.27	0.42
7:N:43:GLN:HE21	7:N:125:ILE:HA	1.83	0.42
7:N:170:HIS:CG	7:N:234:PRO:HA	2.55	0.42
1:A:27:HIS:CD2	1:A:215:SER:HB2	2.52	0.42
1:A:30:LEU:HD23	1:A:30:LEU:HA	1.77	0.42
2:B:28:ARG:O	2:B:31:LEU:HD23	2.19	0.42
3:C:158:GLY:O	7:N:89:ALA:HB3	2.18	0.42
4:E:121:VAL:N	4:E:122:PRO:HD2	2.35	0.42

*Continued on next page...*



*Continued from previous page...*

Atom-1	Atom-2	Interatomic distance (Å)	Clash overlap (Å)
4:E:212:LYS:HD3	4:I:64:ARG:NH2	2.35	0.42
4:F:85:ALA:O	4:F:89:GLN:HG2	2.19	0.42
4:G:324:ARG:NH1	4:G:327:GLU:HG2	2.35	0.42
4:I:121:VAL:N	4:I:122:PRO:HD2	2.35	0.42
4:I:176:GLU:N	4:I:176:GLU:OE1	2.45	0.42
7:N:4:PHE:CE1	7:N:125:ILE:HD11	2.54	0.42
7:N:13:GLN:O	7:N:108:LEU:N	2.52	0.42
7:N:58:LYS:HZ1	7:N:188:GLU:H	1.66	0.42
1:A:161:LEU:O	1:A:163:THR:HG23	2.20	0.42
1:A:51:LEU:HG	1:A:68:SER:HA	2.02	0.42
4:F:39:SER:HA	4:F:190:HIS:ND1	2.35	0.42
4:I:103:GLU:OE1	4:I:114:SER:HA	2.19	0.42
4:I:27:THR:HG22	4:I:36:THR:HG22	2.02	0.42
2:J:138:ASN:CG	2:J:139:LEU:H	2.23	0.42
8:O:9:DA:C8	8:O:10:DA:N7	2.87	0.42
3:C:329:GLU:O	3:C:332:ARG:HG3	2.19	0.42
4:D:191:ALA:CB	4:D:233:ARG:HG2	2.49	0.42
4:F:141:GLU:HA	4:F:144:LYS:HE2	2.01	0.42
2:J:11:ASP:O	2:J:15:LYS:HD3	2.19	0.42
3:C:527:LYS:CB	2:J:218:HIS:HE1	2.33	0.42
1:A:147:GLU:HG2	1:A:150:HIS:NE2	2.35	0.42
1:A:203:ARG:HH12	1:A:207:LEU:HD12	1.85	0.42
2:B:164:ILE:HD12	2:B:179:LEU:HD21	2.00	0.42
3:C:329:GLU:HB2	3:C:332:ARG:CG	2.50	0.42
3:C:384:GLN:HB3	6:M:44:DC:O2	2.20	0.42
3:C:79:ILE:HG22	3:C:80:THR:HG23	2.01	0.42
4:E:269:SER:HA	4:E:272:GLN:CD	2.40	0.42
4:F:189:ALA:HB2	4:G:276:ALA:HB3	2.02	0.42
4:G:141:GLU:HA	4:G:144:LYS:HZ3	1.83	0.42
4:H:217:GLY:N	5:K:22:G:H22	2.18	0.42
4:H:91:VAL:HG22	4:H:100:ILE:HB	2.01	0.42
5:K:50:A:C6	5:K:58:G:C6	3.08	0.42
3:C:137:ARG:HA	3:C:140:GLU:OE2	2.20	0.42
3:C:137:ARG:NH1	3:C:257:PRO:HD3	2.33	0.42
4:E:169:LEU:HD21	4:E:259:PHE:HB2	2.00	0.42
4:G:94:VAL:HG23	4:G:100:ILE:HG12	2.02	0.42
4:H:78:TRP:HZ2	4:H:132:ASP:HA	1.85	0.42
4:I:68:GLU:OE2	4:I:72:ARG:NE	2.47	0.42
2:J:169:LEU:O	2:J:173:HIS:HD2	2.01	0.42
2:J:185:SER:O	2:J:186:ASP:HB2	2.20	0.42
2:J:17:VAL:C	2:J:19:LYS:N	2.73	0.42

*Continued on next page...*



*Continued from previous page...*

Atom-1	Atom-2	Interatomic distance (Å)	Clash overlap (Å)
7:N:212:ARG:NH2	7:N:214:TYR:HH	2.18	0.42
4:D:17:ILE:O	4:D:270:GLY:HA3	2.20	0.41
4:E:333:ALA:O	4:E:335:ARG:HD2	2.20	0.41
4:E:44:LYS:HG3	4:E:170:PHE:CE1	2.55	0.41
4:F:151:LEU:HD22	4:F:151:LEU:H	1.84	0.41
4:F:40:SER:HB2	4:F:188:PHE:HD2	1.85	0.41
4:G:63:ARG:CG	4:G:116:LEU:HG	2.48	0.41
1:A:74:VAL:HG23	1:A:79:PRO:HD2	2.01	0.41
2:B:95:ALA:HB1	2:B:184:ARG:HG2	2.02	0.41
4:D:215:ASP:OD2	4:D:216:HIS:ND1	2.53	0.41
4:D:54:ARG:HG2	4:D:258:GLU:OE2	2.20	0.41
4:E:59:ALA:HB2	4:E:164:ASN:HD22	1.85	0.41
4:E:271:LYS:HG2	4:E:274:ALA:HB3	2.01	0.41
4:F:167:VAL:HG11	4:F:172:ARG:HH11	1.84	0.41
4:F:195:HIS:CE1	4:F:230:THR:H	2.37	0.41
4:F:97:LYS:HE2	4:F:99:GLY:O	2.20	0.41
4:F:213:GLU:OE1	4:I:178:PRO:HG3	2.20	0.41
4:I:48:ARG:HH21	4:I:59:ALA:HB3	1.84	0.41
7:N:63:VAL:HG12	7:N:113:PHE:HD1	1.85	0.41
3:C:121:GLU:HG3	3:C:127:HIS:HE2	1.85	0.41
3:C:317:THR:HG21	3:C:350:TYR:CE2	2.52	0.41
3:C:379:PHE:O	3:C:381:GLN:OE1	2.37	0.41
4:D:169:LEU:HD12	4:D:170:PHE:CD2	2.55	0.41
4:D:43:TRP:CH2	4:D:263:PHE:CD1	3.08	0.41
4:F:18:ASN:HD21	4:F:39:SER:N	2.16	0.41
4:G:14:TYR:HD1	4:G:200:GLU:OE2	2.04	0.41
4:G:21:ASP:OD2	2:J:178:ARG:NH1	2.54	0.41
1:A:161:LEU:N	4:I:14:TYR:HE1	2.06	0.41
7:N:78:GLY:HA2	7:N:100:THR:CG2	2.40	0.41
1:A:54:ARG:HE	1:A:220:LEU:HD23	1.85	0.41
2:B:138:ASN:CG	2:B:139:LEU:H	2.23	0.41
4:F:188:PHE:CE1	4:F:263:PHE:HE1	2.37	0.41
4:G:188:PHE:HE1	4:G:263:PHE:HE1	1.67	0.41
4:I:304:LEU:HD21	4:I:317:GLU:OE2	2.21	0.41
2:J:209:VAL:HG23	2:J:212:GLU:OE2	2.21	0.41
2:J:87:ILE:HD13	2:J:87:ILE:HG21	1.77	0.41
7:N:92:GLU:OE1	7:N:92:GLU:N	2.54	0.41
1:A:160:LEU:O	1:A:192:GLY:HA3	2.21	0.41
3:C:271:LEU:CD2	3:C:273:LEU:HD12	2.50	0.41
3:C:261:PRO:HG3	3:C:300:TRP:CE3	2.54	0.41
3:C:64:GLY:O	3:C:68:LEU:HB2	2.20	0.41

*Continued on next page...*



*Continued from previous page...*

Atom-1	Atom-2	Interatomic distance (Å)	Clash overlap (Å)
4:H:10:GLN:NE2	4:H:279:THR:O	2.53	0.41
4:H:240:ASP:OD1	4:H:241:ARG:N	2.53	0.41
2:J:171:GLY:HA2	2:J:174:ARG:HG2	2.03	0.41
2:J:160:ARG:HD3	2:J:179:LEU:HB3	2.03	0.41
1:A:30:LEU:HD13	1:A:53:PHE:CD2	2.56	0.41
2:B:185:SER:O	2:B:186:ASP:HB2	2.20	0.41
3:C:285:SER:OG	3:C:286:PRO:HD2	2.21	0.41
4:D:305:TYR:CD2	4:D:306:GLY:N	2.89	0.41
4:D:326:ARG:NH1	4:D:335:ARG:HH12	2.18	0.41
4:G:19:ARG:HD2	4:G:23:GLY:HA2	2.03	0.41
2:J:13:LEU:HA	2:J:13:LEU:HD23	1.85	0.41
7:N:51:LEU:HD11	7:N:204:PRO:O	2.20	0.41
3:C:429:LEU:O	3:C:432:ARG:HG2	2.20	0.41
4:D:225:GLN:O	4:D:226:PHE:CD1	2.74	0.41
4:D:4:VAL:HG13	4:D:239:LEU:HD13	2.03	0.41
4:D:7:HIS:ND1	4:D:7:HIS:N	2.68	0.41
4:E:14:TYR:CE1	4:E:200:GLU:OE2	2.74	0.41
4:E:164:ASN:O	4:E:168:ASN:ND2	2.54	0.41
4:F:8:ALA:HA	4:F:283:LEU:O	2.21	0.41
4:G:152:PRO:HG3	4:G:155:ARG:HD3	2.02	0.41
4:H:65:ILE:HD11	4:H:124:ILE:HG12	2.03	0.41
4:G:64:ARG:HH12	4:H:215:ASP:CG	2.24	0.41
4:D:207:VAL:HG12	5:K:14:G:OP1	2.20	0.41
4:F:216:HIS:HD2	5:K:35:G:H21	1.68	0.41
5:K:5:A:N7	5:K:6:C:N4	2.68	0.41
2:B:206:PRO:O	2:B:209:VAL:HG12	2.21	0.41
2:B:87:ILE:HD13	2:B:87:ILE:HG21	1.77	0.41
4:E:9:ILE:O	4:E:282:ASP:N	2.54	0.41
4:H:43:TRP:O	4:H:43:TRP:CD1	2.74	0.41
2:J:11:ASP:O	2:J:14:VAL:HG22	2.21	0.41
1:A:47:GLN:CD	5:K:60:G:H5'	2.41	0.41
3:C:196:MET:SD	6:M:46:DT:O2	2.79	0.41
7:N:232:ALA:HB1	7:N:237:ASP:OD2	2.20	0.41
7:N:35:LEU:HA	7:N:38:MET:HG2	2.03	0.41
7:N:88:THR:HB	7:N:91:GLY:H	1.85	0.41
3:C:226:ARG:N	3:C:230:GLU:OE2	2.53	0.41
3:C:33:ARG:NH1	3:C:227:THR:HG23	2.36	0.41
4:D:41:GLN:HG2	4:D:42:SER:N	2.36	0.41
4:F:55:LEU:HD13	4:F:258:GLU:OE1	2.20	0.41
4:G:118:TYR:CE2	4:G:167:VAL:HG22	2.56	0.41
4:I:137:ALA:HA	4:I:140:LYS:HZ3	1.86	0.41

*Continued on next page...*



*Continued from previous page...*

Atom-1	Atom-2	Interatomic distance (Å)	Clash overlap (Å)
2:B:171:GLY:HA2	2:B:174:ARG:HG2	2.03	0.41
3:C:189:LEU:HG	3:C:276:PHE:CD2	2.55	0.41
3:C:202:VAL:HG21	3:C:257:PRO:HG3	2.01	0.41
3:C:63:PRO:HB3	3:C:191:TYR:HD2	1.86	0.41
4:D:210:ILE:HB	4:H:64:ARG:HD2	2.03	0.41
4:H:39:SER:HA	4:H:190:HIS:ND1	2.36	0.41
5:K:5:A:H5"	7:N:141:ARG:CG	2.51	0.41
1:A:110:PRO:HA	1:A:148:TRP:CE2	2.56	0.41
2:B:207:ARG:HG2	2:B:207:ARG:H	1.40	0.41
2:B:209:VAL:HG23	2:B:212:GLU:OE2	2.21	0.41
3:C:211:THR:OG1	3:C:303:ARG:NH2	2.53	0.41
3:C:216:ARG:CZ	3:C:383:GLY:HA2	2.50	0.41
4:F:249:ALA:O	4:F:253:ARG:HG2	2.21	0.41
4:F:305:TYR:N	4:F:305:TYR:CD1	2.89	0.41
4:F:45:ARG:NE	4:G:207:VAL:HG11	2.36	0.41
4:G:20:ASP:OD1	4:G:26:LYS:HG2	2.20	0.41
4:G:268:PRO:O	4:G:269:SER:OG	2.37	0.41
4:G:40:SER:HB2	4:G:188:PHE:HD2	1.86	0.41
4:H:55:LEU:HD13	4:H:258:GLU:OE1	2.20	0.41
4:I:151:LEU:H	4:I:151:LEU:HD22	1.86	0.41
4:I:27:THR:HG22	4:I:36:THR:HA	2.02	0.41
2:J:28:ARG:O	2:J:31:LEU:HD23	2.19	0.41
5:K:33:G:H21	5:K:34:G:N2	2.17	0.41
6:M:48:DG:H2"	6:M:49:DT:C6	2.56	0.41
3:C:214:PRO:HG2	3:C:215:LEU:HD22	2.03	0.40
3:C:30:ALA:HB2	3:C:57:VAL:HG12	2.04	0.40
3:C:70:ARG:HG2	3:C:312:TYR:HE2	1.86	0.40
3:C:380:ASP:OD1	3:C:389:GLN:HB3	2.21	0.40
4:D:30:TYR:CE1	4:D:301:GLU:HG3	2.56	0.40
4:E:30:TYR:HD2	4:E:35:ARG:NH2	2.13	0.40
4:F:61:ARG:HB2	4:F:118:TYR:CD1	2.56	0.40
4:F:14:TYR:CZ	4:F:226:PHE:HD2	2.38	0.40
4:H:216:HIS:CG	4:H:217:GLY:H	2.38	0.40
2:J:176:LEU:HD13	2:J:180:VAL:CG2	2.51	0.40
2:J:95:ALA:HB1	2:J:184:ARG:HG2	2.02	0.40
6:M:42:DG:O3'	7:N:98:LYS:NZ	2.54	0.40
1:A:77:LEU:HG	1:A:77:LEU:O	2.20	0.40
3:C:218:THR:HG21	3:C:325:PRO:HB2	2.03	0.40
3:C:468:HIS:CE1	3:C:472:ARG:NE	2.89	0.40
4:D:35:ARG:NH2	4:D:303:ALA:HB2	2.35	0.40
4:I:14:TYR:CD2	4:I:14:TYR:O	2.74	0.40

*Continued on next page...*



Continued from previous page...

Atom-1	Atom-2	Interatomic distance (Å)	Clash overlap (Å)
4:D:305:TYR:CE1	2:J:205:THR:HG22	2.55	0.40
7:N:217:ARG:HD2	7:N:218:GLN:O	2.21	0.40
2:B:41:ASP:HB3	2:B:43:ARG:HD3	2.03	0.40
3:C:343:HIS:C	3:C:345:GLY:N	2.72	0.40
3:C:441:TRP:C	3:C:441:TRP:CD1	2.95	0.40
3:C:417:ARG:HH12	3:C:498:ALA:HB1	1.87	0.40
3:C:472:ARG:HH11	3:C:514:GLU:HB3	1.86	0.40
4:E:164:ASN:HB3	4:E:167:VAL:HG23	2.03	0.40
4:F:52:GLU:CD	4:F:166:SER:HG	2.23	0.40
4:H:17:ILE:HD12	4:H:268:PRO:HG2	2.04	0.40
2:J:207:ARG:H	2:J:207:ARG:HG2	1.40	0.40
1:A:170:ASP:OD1	1:A:171:VAL:N	2.54	0.40
2:B:11:ASP:O	2:B:14:VAL:HG22	2.21	0.40
3:C:245:ASP:HB2	3:C:266:GLY:HA3	2.03	0.40
4:E:123:ALA:HA	4:E:126:GLU:OE1	2.20	0.40
4:E:162:SER:O	4:E:172:ARG:NH1	2.54	0.40
4:F:33:LYS:HD3	4:F:196:GLY:HA3	2.04	0.40
4:H:57:ASP:OD1	4:H:57:ASP:N	2.52	0.40
2:B:179:LEU:HD12	2:B:180:VAL:N	2.36	0.40
4:E:43:TRP:HB3	4:E:188:PHE:CE2	2.56	0.40
2:J:17:VAL:O	2:J:19:LYS:N	2.55	0.40
4:D:305:TYR:OH	2:J:205:THR:HA	2.21	0.40
2:J:206:PRO:O	2:J:209:VAL:HG12	2.21	0.40
7:N:174:GLU:HB2	7:N:177:ALA:HB2	2.02	0.40
8:O:10:DA:C2'	8:O:11:DG:C8	3.04	0.40

There are no symmetry-related clashes.

## 5.3 Torsion angles ⓘ

### 5.3.1 Protein backbone ⓘ

In the following table, the Percentiles column shows the percent Ramachandran outliers of the chain as a percentile score with respect to all PDB entries followed by that with respect to all EM entries.

The Analysed column shows the number of residues for which the backbone conformation was analysed, and the total number of residues.

Mol	Chain	Analysed	Favoured	Allowed	Outliers	Percentiles	
1	A	170/232 (73%)	153 (90%)	9 (5%)	8 (5%)	3	31

Continued on next page...



*Continued from previous page...*

Mol	Chain	Analysed	Favoured	Allowed	Outliers	Percentiles	
2	B	153/244 (63%)	146 (95%)	6 (4%)	1 (1%)	25	68
2	J	164/244 (67%)	145 (88%)	12 (7%)	7 (4%)	3	32
3	C	485/549 (88%)	433 (89%)	40 (8%)	12 (2%)	6	44
4	D	256/373 (69%)	235 (92%)	19 (7%)	2 (1%)	22	65
4	E	365/373 (98%)	354 (97%)	11 (3%)	0	100	100
4	F	365/373 (98%)	353 (97%)	9 (2%)	3 (1%)	22	65
4	G	364/373 (98%)	353 (97%)	10 (3%)	1 (0%)	44	81
4	H	364/373 (98%)	349 (96%)	13 (4%)	2 (0%)	32	73
4	I	323/373 (87%)	313 (97%)	9 (3%)	1 (0%)	44	81
7	N	237/254 (93%)	218 (92%)	19 (8%)	0	100	100
All	All	3246/3761 (86%)	3052 (94%)	157 (5%)	37 (1%)	21	60

All (37) Ramachandran outliers are listed below:

Mol	Chain	Res	Type
1	A	44	ASN
1	A	156	ASN
1	A	160	LEU
1	A	183	ILE
2	B	6	ILE
3	C	162	VAL
3	C	341	LEU
3	C	351	ARG
3	C	363	GLN
3	C	364	VAL
3	C	382	ASP
3	C	396	PRO
4	F	346	LEU
4	H	217	GLY
2	J	6	ILE
2	J	77	VAL
4	D	218	SER
4	H	222	ASN
4	I	346	LEU
2	J	78	GLU
2	J	83	ALA
1	A	45	PRO
1	A	180	SER

*Continued on next page...*



*Continued from previous page...*

Mol	Chain	Res	Type
3	C	83	ASP
4	F	219	GLY
4	F	347	ALA
4	G	97	LYS
2	J	16	ARG
2	J	25	PRO
3	C	308	GLU
3	C	328	ALA
3	C	345	GLY
4	D	211	PRO
1	A	186	PRO
2	J	17	VAL
3	C	352	PRO
1	A	9	PRO

### 5.3.2 Protein sidechains ⓘ

In the following table, the Percentiles column shows the percent sidechain outliers of the chain as a percentile score with respect to all PDB entries followed by that with respect to all EM entries.

The Analysed column shows the number of residues for which the sidechain conformation was analysed, and the total number of residues.

Mol	Chain	Analysed	Rotameric	Outliers	Percentiles	
1	A	145/193 (75%)	139 (96%)	6 (4%)	35	69
2	B	128/200 (64%)	118 (92%)	10 (8%)	15	51
2	J	126/200 (63%)	117 (93%)	9 (7%)	17	55
3	C	395/452 (87%)	379 (96%)	16 (4%)	35	69
4	D	209/299 (70%)	207 (99%)	2 (1%)	80	90
4	E	291/299 (97%)	284 (98%)	7 (2%)	54	80
4	F	292/299 (98%)	286 (98%)	6 (2%)	59	82
4	G	292/299 (98%)	289 (99%)	3 (1%)	80	90
4	H	293/299 (98%)	288 (98%)	5 (2%)	66	85
4	I	264/299 (88%)	260 (98%)	4 (2%)	70	87
7	N	201/211 (95%)	197 (98%)	4 (2%)	60	83
All	All	2636/3050 (86%)	2564 (97%)	72 (3%)	54	77

All (72) residues with a non-rotameric sidechain are listed below:



Mol	Chain	Res	Type
1	A	44	ASN
1	A	46	ARG
1	A	138	TRP
1	A	179	ARG
1	A	180	SER
1	A	189	ARG
2	B	15	LYS
2	B	21	ILE
2	B	33	ARG
2	B	43	ARG
2	B	45	LEU
2	B	93	ARG
2	B	181	LEU
2	B	183	LEU
2	B	207	ARG
2	B	211	ARG
3	C	68	LEU
3	C	202	VAL
3	C	234	LEU
3	C	277	ARG
3	C	282	LEU
3	C	309	LEU
3	C	318	SER
3	C	332	ARG
3	C	336	ARG
3	C	347	ASP
3	C	355	LEU
3	C	358	CYS
3	C	364	VAL
3	C	435	LYS
3	C	497	MET
3	C	522	ARG
4	D	45	ARG
4	D	193	THR
4	E	96	LYS
4	E	97	LYS
4	E	104	LYS
4	E	221	MET
4	E	286	ILE
4	E	326	ARG
4	E	351	GLU
4	F	52	GLU
4	F	96	LYS

*Continued on next page...*



*Continued from previous page...*

Mol	Chain	Res	Type
4	F	97	LYS
4	F	183	ASP
4	F	218	SER
4	F	344	THR
4	G	97	LYS
4	G	183	ASP
4	G	301	GLU
4	H	50	GLU
4	H	71	LYS
4	H	163	ARG
4	H	177	LEU
4	H	183	ASP
4	I	97	LYS
4	I	174	LEU
4	I	183	ASP
4	I	343	LYS
2	J	15	LYS
2	J	33	ARG
2	J	43	ARG
2	J	45	LEU
2	J	93	ARG
2	J	181	LEU
2	J	183	LEU
2	J	207	ARG
2	J	211	ARG
7	N	69	ARG
7	N	141	ARG
7	N	213	ARG
7	N	242	LEU

Some sidechains can be flipped to improve hydrogen bonding and reduce clashes. All (54) such sidechains are listed below:

Mol	Chain	Res	Type
1	A	27	HIS
1	A	44	ASN
2	B	9	HIS
2	B	23	ASN
2	B	48	HIS
2	B	91	GLN
2	B	145	GLN
2	B	153	ASN
2	B	167	GLN

*Continued on next page...*



*Continued from previous page...*

Mol	Chain	Res	Type
2	B	173	HIS
2	B	175	HIS
3	C	100	GLN
3	C	161	GLN
3	C	168	HIS
3	C	169	HIS
3	C	174	HIS
3	C	283	HIS
3	C	349	ASN
3	C	468	HIS
3	C	505	ASN
4	D	18	ASN
4	D	49	HIS
4	D	216	HIS
4	D	273	ASN
4	E	18	ASN
4	E	89	GLN
4	E	168	ASN
4	E	195	HIS
4	E	272	GLN
4	E	285	HIS
4	F	18	ASN
4	F	89	GLN
4	F	134	HIS
4	F	195	HIS
4	F	220	HIS
4	F	316	GLN
4	G	18	ASN
4	G	134	HIS
4	G	273	ASN
4	G	342	ASN
4	H	18	ASN
4	H	89	GLN
4	H	272	GLN
4	I	16	ASN
4	I	18	ASN
4	I	89	GLN
4	I	190	HIS
2	J	91	GLN
2	J	145	GLN
2	J	173	HIS
2	J	215	GLN

*Continued on next page...*



*Continued from previous page...*

Mol	Chain	Res	Type
2	J	218	HIS
7	N	135	GLN
7	N	218	GLN

### 5.3.3 RNA [i](#)

Mol	Chain	Analysed	Backbone Outliers	Pucker Outliers
5	K	57/61 (93%)	25 (43%)	0

All (25) RNA backbone outliers are listed below:

Mol	Chain	Res	Type
5	K	4	G
5	K	7	C
5	K	8	G
5	K	9	C
5	K	10	C
5	K	11	A
5	K	15	A
5	K	17	A
5	K	21	G
5	K	22	G
5	K	27	C
5	K	31	G
5	K	32	U
5	K	33	G
5	K	34	G
5	K	35	G
5	K	36	C
5	K	37	U
5	K	39	U
5	K	40	C
5	K	45	G
5	K	52	G
5	K	54	A
5	K	55	C
5	K	56	G

There are no RNA pucker outliers to report.



## 5.4 Non-standard residues in protein, DNA, RNA chains ⓘ

There are no non-standard protein/DNA/RNA residues in this entry.

## 5.5 Carbohydrates ⓘ

There are no carbohydrates in this entry.

## 5.6 Ligand geometry ⓘ

There are no ligands in this entry.

## 5.7 Other polymers ⓘ

There are no such residues in this entry.

## 5.8 Polymer linkage issues ⓘ

There are no chain breaks in this entry.