



Full wwPDB X-ray Structure Validation Report ⓘ

Feb 16, 2017 – 10:02 am GMT

PDB ID : 4U3U
Title : Crystal structure of Cycloheximide bound to the yeast 80S ribosome
Authors : Garreau de Loubresse, N.; Prokhorova, I.; Yusupova, G.; Yusupov, M.
Deposited on : 2014-07-22
Resolution : 2.90 Å(reported)

This is a Full wwPDB X-ray Structure Validation Report for a publicly released PDB entry.

We welcome your comments at validation@mail.wwpdb.org

A user guide is available at

<http://wwpdb.org/validation/2016/XrayValidationReportHelp>

with specific help available everywhere you see the ⓘ symbol.

The following versions of software and data (see [references ⓘ](#)) were used in the production of this report:

MolProbity : 4.02b-467
Mogul : 1.7.2 (RC1), CSD as538be (2017)
Xtriage (Phenix) : 1.9-1692
EDS : **FAILED**
Percentile statistics : 20161228.v01 (using entries in the PDB archive December 28th 2016)
Ideal geometry (proteins) : Engh & Huber (2001)
Ideal geometry (DNA, RNA) : Parkinson et al. (1996)
Validation Pipeline (wwPDB-VP) : recalc28986

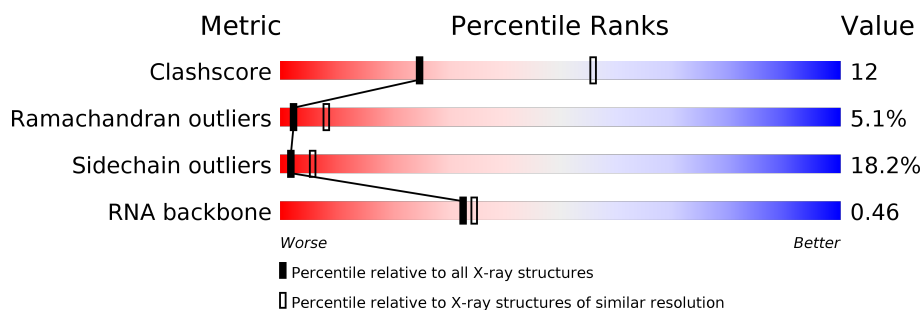
1 Overall quality at a glance

The following experimental techniques were used to determine the structure:

X-RAY DIFFRACTION

The reported resolution of this entry is 2.90 Å.

Percentile scores (ranging between 0-100) for global validation metrics of the entry are shown in the following graphic. The table shows the number of entries on which the scores are based.



Metric	Whole archive (#Entries)	Similar resolution (#Entries, resolution range(Å))
Clashscore	112137	1807 (2.90-2.90)
Ramachandran outliers	110173	1768 (2.90-2.90)
Sidechain outliers	110143	1770 (2.90-2.90)
RNA backbone	2435	1004 (3.20-2.60)





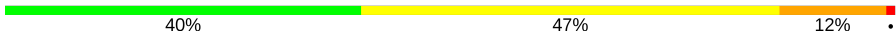

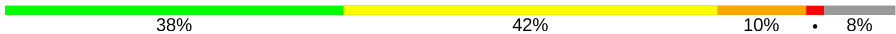

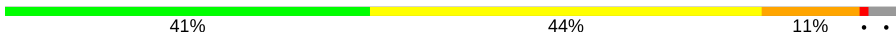

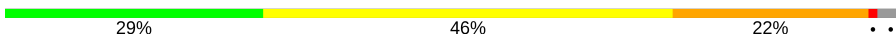

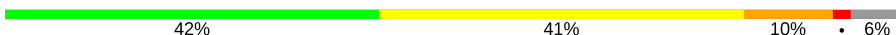







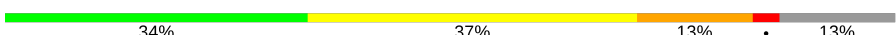




The table below summarises the geometric issues observed across the polymeric chains and their fit to the electron density. The red, orange, yellow and green segments on the lower bar indicate the fraction of residues that contain outliers for ≥ 3 , 2, 1 and 0 types of geometric quality criteria. A grey segment represents the fraction of residues that are not modelled. The numeric value for each fraction is indicated below the corresponding segment, with a dot representing fractions $\leq 5\%$. The upper red bar (where present) indicates the fraction of residues that have poor fit to the electron density. The numeric value is given above the bar.

Note EDS failed to run properly.

Mol	Chain	Length	Quality of chain
1	2	1800	
1	6	1800	
2	S0	251	
2	s0	251	
3	S1	254	
3	s1	254	








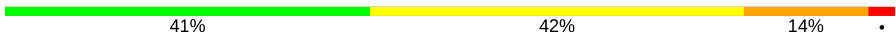

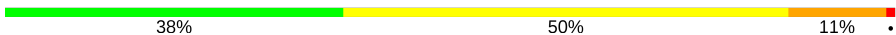

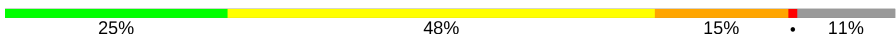













Continued on next page...

Continued from previous page...

Mol	Chain	Length	Quality of chain
4	S2	253	
4	s2	253	
5	S3	239	
5	s3	239	
6	S4	260	
6	s4	260	
7	S5	224	
7	s5	224	
8	S6	236	
8	s6	236	
9	S7	189	
9	s7	189	
10	S8	200	
10	s8	200	
11	S9	196	
11	s9	196	
12	C0	105	
12	c0	105	
13	C1	155	
13	c1	155	
14	C2	142	
14	c2	142	
15	C3	150	
15	c3	150	
16	C4	136	



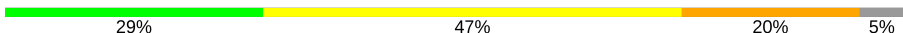






















Continued on next page...

Continued from previous page...

Mol	Chain	Length	Quality of chain
16	c4	136	
17	C5	141	
17	c5	141	
18	C6	142	
18	c6	142	
19	C7	136	
19	c7	136	
20	C8	145	
20	c8	145	
21	C9	143	
21	c9	143	
22	D0	120	
22	d0	120	
23	D1	87	
23	d1	87	
24	D2	129	
24	d2	129	
25	D3	144	
25	d3	144	
26	D4	134	
26	d4	134	
27	D5	107	
27	d5	107	
28	D6	97	
28	d6	97	








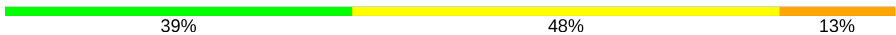

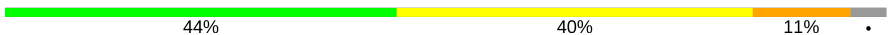

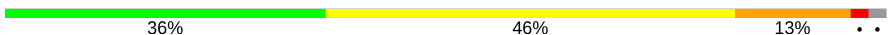













Continued on next page...

Continued from previous page...

Mol	Chain	Length	Quality of chain
29	D7	81	
29	d7	81	
30	D8	66	
30	d8	66	
31	D9	55	
31	d9	55	
32	E0	60	
33	E1	76	
34	SR	318	
34	sR	318	
35	SM	273	
35	sM	273	
36	1	3396	
36	5	3396	
37	3	121	
37	7	121	
38	4	158	
38	8	158	
39	L2	253	
39	l2	253	
40	L3	386	
40	l3	386	
41	L4	361	
41	l4	361	
42	L5	296	

Continued on next page...

Continued from previous page...

Mol	Chain	Length	Quality of chain
42	l5	296	
43	L6	175	
43	l6	175	
44	L7	243	
44	l7	243	
45	L8	255	
45	l8	255	
46	L9	191	
46	l9	191	
47	M0	220	
47	m0	220	
48	M1	173	
48	m1	173	
49	M3	198	
49	m3	198	
50	M4	137	
50	m4	137	
51	M5	203	
51	m5	203	
52	M6	198	
52	m6	198	
53	M7	183	
53	m7	183	
54	M8	185	
54	m8	185	





















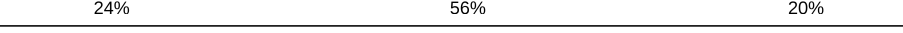




Continued on next page...

Continued from previous page...

Mol	Chain	Length	Quality of chain
55	M9	188	
55	m9	188	
56	N0	172	
56	n0	172	
57	N1	159	
57	n1	159	
58	N2	120	
58	n2	120	
59	N3	136	
59	n3	136	
60	N4	155	
60	n4	155	
61	N5	141	
61	n5	141	
62	N6	126	
62	n6	126	
63	N7	135	
63	n7	135	
64	N8	148	
64	n8	148	
65	N9	58	
65	n9	58	
66	O0	104	
66	o0	104	
67	O1	112	

Continued on next page...

Continued from previous page...

Mol	Chain	Length	Quality of chain
67	o1	112	
68	O2	129	
68	o2	129	
69	O3	106	
69	o3	106	
70	O4	119	
70	o4	119	
71	O5	119	
71	o5	119	
72	O6	99	
72	o6	99	
73	O7	87	
73	o7	87	
74	O8	77	
74	o8	77	
75	O9	50	
75	o9	50	
76	Q0	52	
76	q0	52	
77	Q1	25	
77	q1	25	
78	Q2	105	
78	q2	105	
79	Q3	91	
79	q3	91	

Continued on next page...

Continued from previous page...

Mol	Chain	Length	Quality of chain
80	e0	62	
81	e1	76	
82	m2	160	
83	p0	311	
84	p1	47	
85	p2	46	

The following table lists non-polymeric compounds, carbohydrate monomers and non-standard residues in protein, DNA, RNA chains that are outliers for geometric or electron-density-fit criteria:

Mol	Type	Chain	Res	Chirality	Geometry	Clashes	Electron density
87	OHX	1	3937	-	-	X	-
87	OHX	1	3957	-	-	X	-
87	OHX	1	3959	-	-	X	-
87	OHX	1	3971	-	-	X	-
87	OHX	1	3975	-	-	X	-
87	OHX	1	4003	-	-	X	-
87	OHX	1	4019	-	-	X	-
87	OHX	1	4028	-	-	X	-
87	OHX	1	4032	-	-	X	-
87	OHX	1	4037	-	-	X	-
87	OHX	1	4044	-	-	X	-
87	OHX	1	4052	-	-	X	-
87	OHX	1	4056	-	-	X	-
87	OHX	1	4057	-	-	X	-
87	OHX	1	4067	-	-	X	-
87	OHX	1	4080	-	-	X	-
87	OHX	1	4084	-	-	X	-
87	OHX	1	4114	-	-	X	-
87	OHX	1	4132	-	-	X	-
87	OHX	1	4133	-	-	X	-
87	OHX	1	4140	-	-	X	-
87	OHX	1	4146	-	-	X	-
87	OHX	1	4150	-	-	X	-
87	OHX	1	4155	-	-	X	-
87	OHX	1	4156	-	-	X	-
87	OHX	1	4160	-	-	X	-
87	OHX	1	4168	-	-	X	-

Continued on next page...

Continued from previous page...

Mol	Type	Chain	Res	Chirality	Geometry	Clashes	Electron density
87	OHX	1	4172	-	-	X	-
87	OHX	1	4198	-	-	X	-
87	OHX	2	2030	-	-	X	-
87	OHX	2	2043	-	-	X	-
87	OHX	2	2074	-	-	X	-
87	OHX	2	2089	-	-	X	-
87	OHX	2	2095	-	-	X	-
87	OHX	2	2098	-	-	X	-
87	OHX	2	2108	-	-	X	-
87	OHX	2	2115	-	-	X	-
87	OHX	2	2130	-	-	X	-
87	OHX	2	2145	-	-	X	-
87	OHX	2	2156	-	-	X	-
87	OHX	2	2161	-	-	X	-
87	OHX	5	3943	-	-	X	-
87	OHX	5	3963	-	-	X	-
87	OHX	5	3974	-	-	X	-
87	OHX	5	3979	-	-	X	-
87	OHX	5	4001	-	-	X	-
87	OHX	5	4002	-	-	X	-
87	OHX	5	4012	-	-	X	-
87	OHX	5	4021	-	-	X	-
87	OHX	5	4034	-	-	X	-
87	OHX	5	4035	-	-	X	-
87	OHX	5	4056	-	-	X	-
87	OHX	5	4067	-	-	X	-
87	OHX	5	4082	-	-	X	-
87	OHX	5	4090	-	-	X	-
87	OHX	5	4093	-	-	X	-
87	OHX	5	4118	-	-	X	-
87	OHX	5	4143	-	-	X	-
87	OHX	5	4192	-	-	X	-
87	OHX	5	4198	-	-	X	-
87	OHX	5	4199	-	-	X	-
87	OHX	5	4200	-	-	X	-
87	OHX	5	4203	-	-	X	-
87	OHX	5	4216	-	-	X	-
87	OHX	5	4233	-	-	X	-
87	OHX	5	4242	-	-	X	-
87	OHX	6	2061	-	-	X	-
87	OHX	6	2122	-	-	X	-
87	OHX	6	2127	-	-	X	-

Continued on next page...

Continued from previous page...

Mol	Type	Chain	Res	Chirality	Geometry	Clashes	Electron density
87	OHX	6	2129	-	-	X	-
87	OHX	6	2148	-	-	X	-
87	OHX	6	2160	-	-	X	-
87	OHX	6	2172	-	-	X	-
87	OHX	7	217	-	-	X	-
87	OHX	7	226	-	-	X	-
87	OHX	8	216	-	-	X	-
87	OHX	8	223	-	-	X	-
87	OHX	8	224	-	-	X	-
87	OHX	C5	201	-	-	X	-
87	OHX	D9	102	-	-	X	-
87	OHX	O7	103	-	-	X	-
87	OHX	O9	101	-	-	X	-

2 Entry composition

There are 89 unique types of molecules in this entry. The entry contains 411205 atoms, of which 0 are hydrogens and 0 are deuteriums.

In the tables below, the ZeroOcc column contains the number of atoms modelled with zero occupancy, the AltConf column contains the number of residues with at least one atom in alternate conformation and the Trace column contains the number of residues modelled with at most 2 atoms.

- Molecule 1 is a RNA chain called 18S ribosomal RNA.

Mol	Chain	Residues	Atoms					ZeroOcc	AltConf	Trace
1	2	1750	Total	C	N	O	P	0	0	0
			37283	16668	6591	12274	1750			
1	6	1795	Total	C	N	O	P	0	0	0
			38238	17095	6758	12590	1795			

- Molecule 2 is a protein called 40S ribosomal protein S0-A.

Mol	Chain	Residues	Atoms					ZeroOcc	AltConf	Trace
2	S0	206	Total	C	N	O	S	0	0	0
			1577	1014	278	283	2			
2	s0	206	Total	C	N	O	S	0	0	0
			1583	1017	281	283	2			

- Molecule 3 is a protein called 40S ribosomal protein S1-A.

Mol	Chain	Residues	Atoms					ZeroOcc	AltConf	Trace
3	S1	214	Total	C	N	O	S	0	0	0
			1709	1084	310	311	4			
3	s1	216	Total	C	N	O	S	0	0	0
			1722	1091	312	315	4			

- Molecule 4 is a protein called 40S ribosomal protein S2.

Mol	Chain	Residues	Atoms					ZeroOcc	AltConf	Trace
4	S2	217	Total	C	N	O	S	0	0	0
			1635	1047	289	297	2			
4	s2	217	Total	C	N	O	S	0	0	0
			1635	1047	289	297	2			

- Molecule 5 is a protein called 40S ribosomal protein S3.

Mol	Chain	Residues	Atoms					ZeroOcc	AltConf	Trace
5	S3	223	Total	C	N	O	S	0	0	0
			1734	1101	313	314	6			
5	s3	223	Total	C	N	O	S	0	0	0
			1734	1101	313	314	6			

- Molecule 6 is a protein called 40S ribosomal protein S4-A.

Mol	Chain	Residues	Atoms					ZeroOcc	AltConf	Trace
6	S4	260	Total	C	N	O	S	0	0	0
			2068	1316	389	360	3			
6	s4	260	Total	C	N	O	S	0	0	0
			2068	1316	389	360	3			

- Molecule 7 is a protein called 40S ribosomal protein S5.

Mol	Chain	Residues	Atoms					ZeroOcc	AltConf	Trace
7	S5	206	Total	C	N	O	S	0	0	0
			1609	1007	300	299	3			
7	s5	206	Total	C	N	O	S	0	0	0
			1609	1007	300	299	3			

- Molecule 8 is a protein called 40S ribosomal protein S6-A.

Mol	Chain	Residues	Atoms					ZeroOcc	AltConf	Trace
8	S6	226	Total	C	N	O	S	0	0	0
			1799	1129	346	321	3			
8	s6	218	Total	C	N	O	S	0	0	0
			1755	1102	337	313	3			

- Molecule 9 is a protein called 40S ribosomal protein S7-A.

Mol	Chain	Residues	Atoms				ZeroOcc	AltConf	Trace
9	S7	184	Total	C	N	O	0	0	0
			1481	951	265	265			
9	s7	186	Total	C	N	O	0	0	0
			1491	957	267	267			

- Molecule 10 is a protein called 40S ribosomal protein S8-A.

Mol	Chain	Residues	Atoms					ZeroOcc	AltConf	Trace
10	S8	188	Total	C	N	O	S	0	0	0
			1489	925	298	264	2			

Continued on next page...

Continued from previous page...

Mol	Chain	Residues	Atoms					ZeroOcc	AltConf	Trace
10	s8	188	Total	C	N	O	S	0	0	0
			1489	925	298	264	2			

- Molecule 11 is a protein called 40S ribosomal protein S9-A.

Mol	Chain	Residues	Atoms					ZeroOcc	AltConf	Trace
11	S9	185	Total	C	N	O	S	0	0	0
			1494	943	289	261	1			
11	s9	185	Total	C	N	O	S	0	0	0
			1494	943	289	261	1			

- Molecule 12 is a protein called 40S ribosomal protein S10-A.

Mol	Chain	Residues	Atoms					ZeroOcc	AltConf	Trace
12	C0	96	Total	C	N	O	S	0	0	0
			773	500	126	145	2			
12	c0	96	Total	C	N	O	S	0	0	0
			762	491	125	144	2			

There are 2 discrepancies between the modelled and reference sequences:

Chain	Residue	Modelled	Actual	Comment	Reference
C0	89	ALA	GLY	conflict	UNP Q08745
c0	89	ALA	GLY	conflict	UNP Q08745

- Molecule 13 is a protein called 40S ribosomal protein S11-A.

Mol	Chain	Residues	Atoms					ZeroOcc	AltConf	Trace
13	C1	155	Total	C	N	O	S	0	0	0
			1214	775	230	206	3			
13	c1	146	Total	C	N	O	S	0	0	0
			1168	747	221	197	3			

There are 2 discrepancies between the modelled and reference sequences:

Chain	Residue	Modelled	Actual	Comment	Reference
C1	147	ALA	GLY	conflict	UNP P0CX47
c1	147	ALA	GLY	conflict	UNP P0CX47

- Molecule 14 is a protein called 40S ribosomal protein S12.

Mol	Chain	Residues	Atoms					ZeroOcc	AltConf	Trace
14	C2	124	Total	C	N	O	S	0	0	0
			892	562	156	172	2			
14	c2	124	Total	C	N	O	S	0	0	0
			892	562	156	172	2			

There are 4 discrepancies between the modelled and reference sequences:

Chain	Residue	Modelled	Actual	Comment	Reference
C2	104	ALA	GLY	conflict	UNP P48589
C2	110	ALA	GLY	conflict	UNP P48589
c2	104	ALA	GLY	conflict	UNP P48589
c2	110	ALA	GLY	conflict	UNP P48589

- Molecule 15 is a protein called 40S ribosomal protein S13.

Mol	Chain	Residues	Atoms					ZeroOcc	AltConf	Trace
15	C3	150	Total	C	N	O	S	0	0	0
			1192	759	224	207	2			
15	c3	150	Total	C	N	O	S	0	0	0
			1192	759	224	207	2			

- Molecule 16 is a protein called 40S ribosomal protein S14-A.

Mol	Chain	Residues	Atoms					ZeroOcc	AltConf	Trace
16	C4	127	Total	C	N	O	S	0	0	0
			891	545	182	163	1			
16	c4	128	Total	C	N	O	S	0	0	0
			949	582	188	176	3			

- Molecule 17 is a protein called 40S ribosomal protein S15.

Mol	Chain	Residues	Atoms					ZeroOcc	AltConf	Trace
17	C5	124	Total	C	N	O	S	0	0	0
			977	622	182	166	7			
17	c5	135	Total	C	N	O	S	0	0	0
			1039	658	196	178	7			

- Molecule 18 is a protein called 40S ribosomal protein S16-A.

Mol	Chain	Residues	Atoms					ZeroOcc	AltConf	Trace
18	C6	141	Total	C	N	O		0	0	0
			1105	708	203	194				

Continued on next page...

Continued from previous page...

Mol	Chain	Residues	Atoms				ZeroOcc	AltConf	Trace
18	c6	142	Total	C	N	O	0	0	0
			1111	711	204	196			

- Molecule 19 is a protein called 40S ribosomal protein S17-A.

Mol	Chain	Residues	Atoms					ZeroOcc	AltConf	Trace
19	C7	120	Total	C	N	O	S	0	0	0
			926	577	177	170	2			
19	c7	117	Total	C	N	O	S	0	0	0
			906	563	174	167	2			

- Molecule 20 is a protein called 40S ribosomal protein S18-A.

Mol	Chain	Residues	Atoms					ZeroOcc	AltConf	Trace
20	C8	145	Total	C	N	O	S	0	0	0
			1192	743	237	210	2			
20	c8	145	Total	C	N	O	S	0	0	0
			1192	743	237	210	2			

- Molecule 21 is a protein called 40S ribosomal protein S19-A.

Mol	Chain	Residues	Atoms					ZeroOcc	AltConf	Trace
21	C9	143	Total	C	N	O	S	0	0	0
			1112	694	208	208	2			
21	c9	143	Total	C	N	O	S	0	0	0
			1112	694	208	208	2			

- Molecule 22 is a protein called 40S ribosomal protein S20.

Mol	Chain	Residues	Atoms					ZeroOcc	AltConf	Trace
22	D0	107	Total	C	N	O	S	0	0	0
			855	539	156	159	1			
22	d0	110	Total	C	N	O	S	0	0	0
			882	554	161	166	1			

- Molecule 23 is a protein called 40S ribosomal protein S21-A.

Mol	Chain	Residues	Atoms					ZeroOcc	AltConf	Trace
23	D1	87	Total	C	N	O	S	0	0	0
			684	420	125	137	2			
23	d1	87	Total	C	N	O	S	0	0	0
			684	420	125	137	2			

- Molecule 24 is a protein called 40S ribosomal protein S22-A.

Mol	Chain	Residues	Atoms					ZeroOcc	AltConf	Trace
24	D2	129	Total	C	N	O	S	0	0	0
			1021	650	188	180	3			
24	d2	129	Total	C	N	O	S	0	0	0
			1021	650	188	180	3			

- Molecule 25 is a protein called 40S ribosomal protein S23-A.

Mol	Chain	Residues	Atoms					ZeroOcc	AltConf	Trace
25	D3	144	Total	C	N	O	S	0	0	0
			1121	708	220	191	2			
25	d3	144	Total	C	N	O	S	0	0	0
			1121	708	220	191	2			

- Molecule 26 is a protein called 40S ribosomal protein S24-A.

Mol	Chain	Residues	Atoms				ZeroOcc	AltConf	Trace
26	D4	134	Total	C	N	O	0	0	0
			1073	676	208	189			
26	d4	134	Total	C	N	O	0	0	0
			1073	676	208	189			

- Molecule 27 is a protein called 40S ribosomal protein S25-A.

Mol	Chain	Residues	Atoms				ZeroOcc	AltConf	Trace
27	D5	70	Total	C	N	O	0	0	0
			563	360	104	99			
27	d5	69	Total	C	N	O	0	0	0
			558	357	103	98			

- Molecule 28 is a protein called 40S ribosomal protein S26-B.

Mol	Chain	Residues	Atoms					ZeroOcc	AltConf	Trace
28	D6	97	Total	C	N	O	S	0	0	0
			769	475	160	129	5			
28	d6	97	Total	C	N	O	S	0	0	0
			769	475	160	129	5			

- Molecule 29 is a protein called 40S ribosomal protein S27-A.

Mol	Chain	Residues	Atoms					ZeroOcc	AltConf	Trace
29	D7	81	Total	C	N	O	S	0	0	0
			610	382	110	113	5			
29	d7	81	Total	C	N	O	S	0	0	0
			610	382	110	113	5			

- Molecule 30 is a protein called 40S ribosomal protein S28-A.

Mol	Chain	Residues	Atoms					ZeroOcc	AltConf	Trace
30	D8	63	Total	C	N	O	S	0	0	0
			497	306	99	91	1			
30	d8	63	Total	C	N	O	S	0	0	0
			497	306	99	91	1			

- Molecule 31 is a protein called 40S ribosomal protein S29-A.

Mol	Chain	Residues	Atoms					ZeroOcc	AltConf	Trace
31	D9	53	Total	C	N	O	S	0	0	0
			442	274	92	72	4			
31	d9	53	Total	C	N	O	S	0	0	0
			442	274	92	72	4			

- Molecule 32 is a protein called 40S ribosomal protein S30-A.

Mol	Chain	Residues	Atoms					ZeroOcc	AltConf	Trace
32	E0	60	Total	C	N	O	S	0	0	0
			475	299	98	77	1			

- Molecule 33 is a protein called Ubiquitin-40S ribosomal protein S31.

Mol	Chain	Residues	Atoms					ZeroOcc	AltConf	Trace
33	E1	71	Total	C	N	O	S	0	0	0
			566	362	106	94	4			

- Molecule 34 is a protein called Guanine nucleotide-binding protein subunit beta-like protein.

Mol	Chain	Residues	Atoms					ZeroOcc	AltConf	Trace
34	SR	318	Total	C	N	O	S	0	0	0
			2441	1544	419	470	8			
34	sR	318	Total	C	N	O	S	0	0	0
			2442	1544	418	472	8			

- Molecule 35 is a protein called Suppressor protein STM1.

Mol	Chain	Residues	Atoms				ZeroOcc	AltConf	Trace
35	SM	159	Total	C	N	O	0	0	0
			1104	652	221	231			
35	sM	104	Total	C	N	O	0	0	0
			680	403	140	137			

- Molecule 36 is a RNA chain called 25S ribosomal RNA.

Mol	Chain	Residues	Atoms					ZeroOcc	AltConf	Trace
36	1	3149	Total	C	N	O	P	0	0	0
			67355	30086	12142	21978	3149			
36	5	3150	Total	C	N	O	P	0	0	0
			67376	30095	12145	21987	3149			

- Molecule 37 is a RNA chain called 5S ribosomal RNA.

Mol	Chain	Residues	Atoms					ZeroOcc	AltConf	Trace
37	3	121	Total	C	N	O	P	0	0	0
			2579	1152	461	845	121			
37	7	121	Total	C	N	O	P	0	0	0
			2579	1152	461	845	121			

- Molecule 38 is a RNA chain called 5.8S ribosomal RNA.

Mol	Chain	Residues	Atoms					ZeroOcc	AltConf	Trace
38	4	158	Total	C	N	O	P	0	0	0
			3353	1500	586	1109	158			
38	8	158	Total	C	N	O	P	0	0	0
			3353	1500	586	1109	158			

- Molecule 39 is a protein called 60S ribosomal protein L2-A.

Mol	Chain	Residues	Atoms					ZeroOcc	AltConf	Trace
39	L2	252	Total	C	N	O	S	0	0	0
			1914	1191	388	334	1			
39	l2	252	Total	C	N	O	S	0	0	0
			1912	1190	388	333	1			

- Molecule 40 is a protein called 60S ribosomal protein L3.

Mol	Chain	Residues	Atoms					ZeroOcc	AltConf	Trace
40	L3	386	Total	C	N	O	S	0	0	0
			3075	1950	584	533	8			

Continued on next page...

Continued from previous page...

Mol	Chain	Residues	Atoms					ZeroOcc	AltConf	Trace
40	l3	386	Total	C	N	O	S	0	0	0
			3075	1950	584	533	8			

- Molecule 41 is a protein called 60S ribosomal protein L4-A.

Mol	Chain	Residues	Atoms					ZeroOcc	AltConf	Trace
41	L4	361	Total	C	N	O	S	0	0	0
			2748	1729	522	494	3			
41	l4	361	Total	C	N	O	S	0	0	0
			2748	1729	522	494	3			

- Molecule 42 is a protein called 60S ribosomal protein L5.

Mol	Chain	Residues	Atoms					ZeroOcc	AltConf	Trace
42	L5	296	Total	C	N	O	S	0	0	0
			2375	1501	414	458	2			
42	l5	294	Total	C	N	O	S	0	0	0
			2359	1489	412	456	2			

- Molecule 43 is a protein called 60S ribosomal protein L6-A.

Mol	Chain	Residues	Atoms					ZeroOcc	AltConf	Trace
43	L6	156	Total	C	N	O	S	0	0	0
			1239	800	222	216	1			
43	l6	157	Total	C	N	O	S	0	0	0
			1248	806	224	217	1			

- Molecule 44 is a protein called 60S ribosomal protein L7-A.

Mol	Chain	Residues	Atoms					ZeroOcc	AltConf	Trace
44	L7	222	Total	C	N	O	S	0	0	0
			1784	1151	324	308	1			
44	l7	223	Total	C	N	O	S	0	0	0
			1791	1155	325	310	1			

- Molecule 45 is a protein called 60S ribosomal protein L8-A.

Mol	Chain	Residues	Atoms					ZeroOcc	AltConf	Trace
45	L8	233	Total	C	N	O	S	0	0	0
			1804	1151	323	327	3			
45	l8	231	Total	C	N	O	S	0	0	0
			1764	1131	316	314	3			

- Molecule 46 is a protein called 60S ribosomal protein L9-A.

Mol	Chain	Residues	Atoms					ZeroOcc	AltConf	Trace
46	L9	191	Total	C	N	O	S	0	0	0
			1518	963	274	277	4			
46	l9	191	Total	C	N	O	S	0	0	0
			1518	963	274	277	4			

- Molecule 47 is a protein called 60S ribosomal protein L10.

Mol	Chain	Residues	Atoms					ZeroOcc	AltConf	Trace
47	M0	211	Total	C	N	O	S	0	0	0
			1705	1083	322	294	6			
47	m0	213	Total	C	N	O	S	0	0	0
			1722	1094	325	297	6			

- Molecule 48 is a protein called 60S ribosomal protein L11-B.

Mol	Chain	Residues	Atoms					ZeroOcc	AltConf	Trace
48	M1	169	Total	C	N	O	S	0	0	0
			1353	847	253	249	4			
48	m1	169	Total	C	N	O	S	0	0	0
			1353	847	253	249	4			

- Molecule 49 is a protein called 60S ribosomal protein L13-A.

Mol	Chain	Residues	Atoms				ZeroOcc	AltConf	Trace
49	M3	193	Total	C	N	O	0	0	0
			1543	962	315	266			
49	m3	194	Total	C	N	O	0	0	0
			1548	965	316	267			

- Molecule 50 is a protein called 60S ribosomal protein L14-A.

Mol	Chain	Residues	Atoms					ZeroOcc	AltConf	Trace
50	M4	136	Total	C	N	O	S	0	0	0
			1053	675	199	177	2			
50	m4	137	Total	C	N	O	S	0	0	0
			1059	678	200	179	2			

- Molecule 51 is a protein called 60S ribosomal protein L15-A.

Mol	Chain	Residues	Atoms					ZeroOcc	AltConf	Trace
51	M5	203	Total	C	N	O	S	0	0	0
			1720	1077	361	281	1			
51	m5	203	Total	C	N	O	S	0	0	0
			1720	1077	361	281	1			

- Molecule 52 is a protein called 60S ribosomal protein L16-A.

Mol	Chain	Residues	Atoms					ZeroOcc	AltConf	Trace
52	M6	197	Total	C	N	O	S	0	0	0
			1555	1003	289	262	1			
52	m6	197	Total	C	N	O	S	0	0	0
			1555	1003	289	262	1			

- Molecule 53 is a protein called 60S ribosomal protein L17-A.

Mol	Chain	Residues	Atoms					ZeroOcc	AltConf	Trace
53	M7	183	Total	C	N	O		0	0	0
			1420	882	281	257				
53	m7	155	Total	C	N	O		0	0	0
			1227	764	238	225				

- Molecule 54 is a protein called 60S ribosomal protein L18-A.

Mol	Chain	Residues	Atoms					ZeroOcc	AltConf	Trace
54	M8	185	Total	C	N	O	S	0	0	0
			1441	908	290	241	2			
54	m8	185	Total	C	N	O	S	0	0	0
			1441	908	290	241	2			

- Molecule 55 is a protein called 60S ribosomal protein L19-A.

Mol	Chain	Residues	Atoms					ZeroOcc	AltConf	Trace
55	M9	188	Total	C	N	O		0	0	0
			1521	935	326	260				
55	m9	188	Total	C	N	O		0	0	0
			1521	935	326	260				

- Molecule 56 is a protein called 60S ribosomal protein L20-A.

Mol	Chain	Residues	Atoms					ZeroOcc	AltConf	Trace
56	N0	172	Total	C	N	O	S	0	0	0
			1445	930	267	244	4			

Continued on next page...

Continued from previous page...

Mol	Chain	Residues	Atoms					ZeroOcc	AltConf	Trace
56	n0	172	Total	C	N	O	S	0	0	0
			1445	930	267	244	4			

- Molecule 57 is a protein called 60S ribosomal protein L21-A.

Mol	Chain	Residues	Atoms					ZeroOcc	AltConf	Trace
57	N1	159	Total	C	N	O	S	0	0	0
			1276	805	246	221	4			
57	n1	159	Total	C	N	O	S	0	0	0
			1276	805	246	221	4			

- Molecule 58 is a protein called 60S ribosomal protein L22-A.

Mol	Chain	Residues	Atoms					ZeroOcc	AltConf	Trace
58	N2	100	Total	C	N	O	S	0	0	0
			796	516	131	149				
58	n2	98	Total	C	N	O	S	0	0	0
			778	505	127	146				

- Molecule 59 is a protein called 60S ribosomal protein L23-A.

Mol	Chain	Residues	Atoms					ZeroOcc	AltConf	Trace
59	N3	136	Total	C	N	O	S	0	0	0
			1003	628	189	179	7			
59	n3	136	Total	C	N	O	S	0	0	0
			1003	628	189	179	7			

- Molecule 60 is a protein called 60S ribosomal protein L24-A.

Mol	Chain	Residues	Atoms					ZeroOcc	AltConf	Trace
60	N4	98	Total	C	N	O	S	0	0	0
			699	443	137	118	1			
60	n4	135	Total	C	N	O	S	0	0	0
			1038	651	206	180	1			

- Molecule 61 is a protein called 60S ribosomal protein L25.

Mol	Chain	Residues	Atoms					ZeroOcc	AltConf	Trace
61	N5	121	Total	C	N	O	S	0	0	0
			964	620	169	173	2			
61	n5	120	Total	C	N	O	S	0	0	0
			959	617	168	172	2			

- Molecule 62 is a protein called 60S ribosomal protein L26-A.

Mol	Chain	Residues	Atoms				ZeroOcc	AltConf	Trace
62	N6	126	Total	C	N	O	0	0	0
			993	625	192	176			
62	n6	126	Total	C	N	O	0	0	0
			993	625	192	176			

- Molecule 63 is a protein called 60S ribosomal protein L27-A.

Mol	Chain	Residues	Atoms				ZeroOcc	AltConf	Trace
63	N7	135	Total	C	N	O	0	0	0
			1092	710	202	180			
63	n7	135	Total	C	N	O	0	0	0
			1092	710	202	180			

- Molecule 64 is a protein called 60S ribosomal protein L28.

Mol	Chain	Residues	Atoms					ZeroOcc	AltConf	Trace
64	N8	148	Total	C	N	O	S	0	0	0
			1173	749	231	190	3			
64	n8	148	Total	C	N	O	S	0	0	0
			1173	749	231	190	3			

- Molecule 65 is a protein called 60S ribosomal protein L29.

Mol	Chain	Residues	Atoms				ZeroOcc	AltConf	Trace
65	N9	58	Total	C	N	O	0	0	0
			462	289	100	73			
65	n9	58	Total	C	N	O	0	0	0
			462	289	100	73			

- Molecule 66 is a protein called 60S ribosomal protein L30.

Mol	Chain	Residues	Atoms					ZeroOcc	AltConf	Trace
66	O0	97	Total	C	N	O	S	0	0	0
			743	479	124	139	1			
66	o0	100	Total	C	N	O	S	0	0	0
			767	492	128	146	1			

- Molecule 67 is a protein called 60S ribosomal protein L31-A.

Mol	Chain	Residues	Atoms					ZeroOcc	AltConf	Trace
67	O1	109	Total	C	N	O	S	0	0	0
			876	556	167	152	1			
67	o1	109	Total	C	N	O	S	0	0	0
			883	559	167	156	1			

- Molecule 68 is a protein called 60S ribosomal protein L32.

Mol	Chain	Residues	Atoms					ZeroOcc	AltConf	Trace
68	O2	127	Total	C	N	O	S	0	0	0
			1020	647	205	167	1			
68	o2	127	Total	C	N	O	S	0	0	0
			1020	647	205	167	1			

- Molecule 69 is a protein called 60S ribosomal protein L33-A.

Mol	Chain	Residues	Atoms					ZeroOcc	AltConf	Trace
69	O3	106	Total	C	N	O	S	0	0	0
			850	540	165	144	1			
69	o3	106	Total	C	N	O	S	0	0	0
			850	540	165	144	1			

- Molecule 70 is a protein called 60S ribosomal protein L34-A.

Mol	Chain	Residues	Atoms					ZeroOcc	AltConf	Trace
70	O4	112	Total	C	N	O	S	0	0	0
			880	545	179	152	4			
70	o4	112	Total	C	N	O	S	0	0	0
			880	545	179	152	4			

- Molecule 71 is a protein called 60S ribosomal protein L35-A.

Mol	Chain	Residues	Atoms					ZeroOcc	AltConf	Trace
71	O5	119	Total	C	N	O	S	0	0	0
			969	615	186	167	1			
71	o5	119	Total	C	N	O	S	0	0	0
			965	612	185	167	1			

- Molecule 72 is a protein called 60S ribosomal protein L36-A.

Mol	Chain	Residues	Atoms					ZeroOcc	AltConf	Trace
72	O6	99	Total	C	N	O	S	0	0	0
			771	481	156	132	2			

Continued on next page...

Continued from previous page...

Mol	Chain	Residues	Atoms					ZeroOcc	AltConf	Trace
72	o6	99	Total	C	N	O	S	0	0	0
			770	481	156	131	2			

- Molecule 73 is a protein called 60S ribosomal protein L37-A.

Mol	Chain	Residues	Atoms					ZeroOcc	AltConf	Trace
73	O7	87	Total	C	N	O	S	0	0	0
			681	414	148	114	5			
73	o7	87	Total	C	N	O	S	0	0	0
			681	414	148	114	5			

- Molecule 74 is a protein called 60S ribosomal protein L38.

Mol	Chain	Residues	Atoms					ZeroOcc	AltConf	Trace
74	O8	77	Total	C	N	O	S	0	0	0
			612	391	115	106				
74	o8	77	Total	C	N	O	S	0	0	0
			608	388	114	106				

- Molecule 75 is a protein called 60S ribosomal protein L39.

Mol	Chain	Residues	Atoms					ZeroOcc	AltConf	Trace
75	O9	50	Total	C	N	O	S	0	0	0
			436	272	97	65	2			
75	o9	50	Total	C	N	O	S	0	0	0
			436	272	97	65	2			

- Molecule 76 is a protein called Ubiquitin-60S ribosomal protein L40.

Mol	Chain	Residues	Atoms					ZeroOcc	AltConf	Trace
76	Q0	52	Total	C	N	O	S	0	0	0
			417	259	86	67	5			
76	q0	52	Total	C	N	O	S	0	0	0
			417	259	86	67	5			

- Molecule 77 is a protein called 60S ribosomal protein L41-A.

Mol	Chain	Residues	Atoms					ZeroOcc	AltConf	Trace
77	Q1	25	Total	C	N	O	S	0	0	0
			233	142	63	27	1			
77	q1	25	Total	C	N	O	S	0	0	0
			233	142	63	27	1			

- Molecule 78 is a protein called 60S ribosomal protein L42-A.

Mol	Chain	Residues	Atoms					ZeroOcc	AltConf	Trace
78	Q2	105	Total	C	N	O	S	0	0	0
			847	534	170	138	5			
78	q2	105	Total	C	N	O	S	0	0	0
			847	534	170	138	5			

- Molecule 79 is a protein called 60S ribosomal protein L43-A.

Mol	Chain	Residues	Atoms					ZeroOcc	AltConf	Trace
79	Q3	91	Total	C	N	O	S	0	0	0
			694	429	138	121	6			
79	q3	91	Total	C	N	O	S	0	0	0
			694	429	138	121	6			

- Molecule 80 is a protein called 40S ribosomal protein S30-A.

Mol	Chain	Residues	Atoms					ZeroOcc	AltConf	Trace
80	e0	62	Total	C	N	O	S	0	0	0
			491	309	101	80	1			

- Molecule 81 is a protein called Ubiquitin-40S ribosomal protein S31.

Mol	Chain	Residues	Atoms					ZeroOcc	AltConf	Trace
81	e1	76	Total	C	N	O	S	0	0	0
			608	388	117	99	4			

- Molecule 82 is a protein called UNKNOWN PROTEIN m2.

Mol	Chain	Residues	Atoms					ZeroOcc	AltConf	Trace
82	m2	150	Total	C	N	O	S	0	0	0
			750	450	150	150				

- Molecule 83 is a protein called 60S acidic ribosomal protein P0.

Mol	Chain	Residues	Atoms					ZeroOcc	AltConf	Trace
83	p0	143	Total	C	N	O	S	0	0	0
			1077	687	192	195	3			

- Molecule 84 is a protein called UNKNOWN PROTEIN p1.

Mol	Chain	Residues	Atoms				ZeroOcc	AltConf	Trace
84	p1	47	Total	C	N	O	0	0	0
			235	141	47	47			

- Molecule 85 is a protein called UNKNOWN PROTEIN p2.

Mol	Chain	Residues	Atoms				ZeroOcc	AltConf	Trace
85	p2	46	Total	C	N	O	0	0	0
			230	138	46	46			

- Molecule 86 is MAGNESIUM ION (three-letter code: MG) (formula: Mg).

Mol	Chain	Residues	Atoms		ZeroOcc	AltConf
86	L7	3	Total	Mg	0	0
			3	3		
86	m7	4	Total	Mg	0	0
			4	4		
86	n8	3	Total	Mg	0	0
			3	3		
86	o1	2	Total	Mg	0	0
			2	2		
86	N5	1	Total	Mg	0	0
			1	1		
86	6	147	Total	Mg	0	0
			147	147		
86	sM	2	Total	Mg	0	0
			2	2		
86	O4	2	Total	Mg	0	0
			2	2		
86	m5	2	Total	Mg	0	0
			2	2		
86	l3	1	Total	Mg	0	0
			1	1		
86	M1	1	Total	Mg	0	0
			1	1		
86	n0	2	Total	Mg	0	0
			2	2		
86	d6	1	Total	Mg	0	0
			1	1		
86	2	122	Total	Mg	0	0
			122	122		
86	O3	1	Total	Mg	0	0
			1	1		
86	L4	1	Total	Mg	0	0
			1	1		

Continued on next page...

Continued from previous page...

Mol	Chain	Residues	Atoms		ZeroOcc	AltConf
86	l7	1	Total 1	Mg 1	0	0
86	M5	2	Total 2	Mg 2	0	0
86	l4	2	Total 2	Mg 2	0	0
86	S2	1	Total 1	Mg 1	0	0
86	L8	1	Total 1	Mg 1	0	0
86	D3	1	Total 1	Mg 1	0	0
86	o4	2	Total 2	Mg 2	0	0
86	M9	1	Total 1	Mg 1	0	0
86	q0	1	Total 1	Mg 1	0	0
86	SM	1	Total 1	Mg 1	0	0
86	c8	2	Total 2	Mg 2	0	0
86	M0	2	Total 2	Mg 2	0	0
86	c1	1	Total 1	Mg 1	0	0
86	5	505	Total 505	Mg 505	0	0
86	L5	1	Total 1	Mg 1	0	0
86	O7	1	Total 1	Mg 1	0	0
86	s6	1	Total 1	Mg 1	0	0
86	Q2	1	Total 1	Mg 1	0	0
86	1	471	Total 471	Mg 471	0	0
86	c4	1	Total 1	Mg 1	0	0
86	D0	1	Total 1	Mg 1	0	0

Continued on next page...

Continued from previous page...

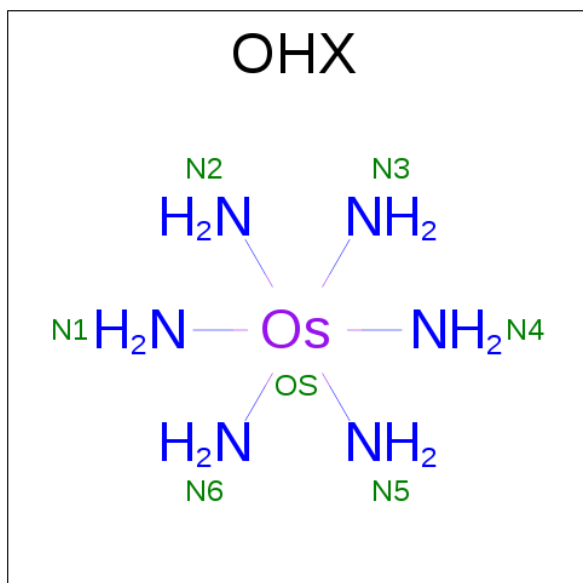
Mol	Chain	Residues	Atoms		ZeroOcc	AltConf
86	S8	1	Total 1	Mg 1	0	0
86	m1	2	Total 2	Mg 2	0	0
86	d3	1	Total 1	Mg 1	0	0
86	q3	2	Total 2	Mg 2	0	0
86	o3	1	Total 1	Mg 1	0	0
86	M3	4	Total 4	Mg 4	0	0
86	N3	3	Total 3	Mg 3	0	0
86	4	22	Total 22	Mg 22	0	0
86	n6	2	Total 2	Mg 2	0	0
86	S4	1	Total 1	Mg 1	0	0
86	L2	1	Total 1	Mg 1	0	0
86	o7	1	Total 1	Mg 1	0	0
86	l5	2	Total 2	Mg 2	0	0
86	C3	1	Total 1	Mg 1	0	0
86	M7	6	Total 6	Mg 6	0	0
86	N8	4	Total 4	Mg 4	0	0
86	s1	1	Total 1	Mg 1	0	0
86	m6	1	Total 1	Mg 1	0	0
86	O1	1	Total 1	Mg 1	0	0
86	s8	1	Total 1	Mg 1	0	0
86	l8	1	Total 1	Mg 1	0	0

Continued on next page...

Continued from previous page...

Mol	Chain	Residues	Atoms		ZeroOcc	AltConf
86	c7	2	Total	Mg	0	0
			2	2		
86	7	15	Total	Mg	0	0
			15	15		
86	n3	2	Total	Mg	0	0
			2	2		
86	L3	3	Total	Mg	0	0
			3	3		
86	d4	1	Total	Mg	0	0
			1	1		
86	l2	2	Total	Mg	0	0
			2	2		
86	8	13	Total	Mg	0	0
			13	13		
86	M6	1	Total	Mg	0	0
			1	1		
86	N0	1	Total	Mg	0	0
			1	1		
86	3	14	Total	Mg	0	0
			14	14		

- Molecule 87 is osmium (III) hexammine (three-letter code: OHX) (formula: $\text{H}_{12}\text{N}_6\text{Os}$).



Mol	Chain	Residues	Atoms			ZeroOcc	AltConf
87	2	1	Total	N	Os	0	0
			7	6	1		

Continued on next page...

Continued from previous page...

Mol	Chain	Residues	Atoms			ZeroOcc	AltConf
87	2	1	Total	N	Os	0	0
			7	6	1		
87	2	1	Total	N	Os	0	0
			7	6	1		
87	2	1	Total	N	Os	0	0
			7	6	1		
87	2	1	Total	N	Os	0	0
			7	6	1		
87	2	1	Total	N	Os	0	0
			7	6	1		
87	2	1	Total	N	Os	0	0
			7	6	1		
87	2	1	Total	N	Os	0	0
			7	6	1		
87	2	1	Total	N	Os	0	0
			7	6	1		
87	2	1	Total	N	Os	0	0
			7	6	1		
87	2	1	Total	N	Os	0	0
			7	6	1		
87	2	1	Total	N	Os	0	0
			7	6	1		
87	2	1	Total	N	Os	0	0
			7	6	1		
87	2	1	Total	N	Os	0	0
			7	6	1		
87	2	1	Total	N	Os	0	0
			7	6	1		
87	2	1	Total	N	Os	0	0
			7	6	1		
87	2	1	Total	N	Os	0	0
			7	6	1		
87	2	1	Total	N	Os	0	0
			7	6	1		
87	2	1	Total	N	Os	0	0
			7	6	1		

Continued on next page...

Continued from previous page...

Mol	Chain	Residues	Atoms			ZeroOcc	AltConf
87	2	1	Total	N	Os	0	0
			7	6	1		
87	2	1	Total	N	Os	0	0
			7	6	1		
87	2	1	Total	N	Os	0	0
			7	6	1		
87	2	1	Total	N	Os	0	0
			7	6	1		
87	2	1	Total	N	Os	0	0
			7	6	1		
87	2	1	Total	N	Os	0	0
			7	6	1		
87	2	1	Total	N	Os	0	0
			7	6	1		
87	2	1	Total	N	Os	0	0
			7	6	1		
87	2	1	Total	N	Os	0	0
			7	6	1		
87	2	1	Total	N	Os	0	0
			7	6	1		
87	2	1	Total	N	Os	0	0
			7	6	1		
87	2	1	Total	N	Os	0	0
			7	6	1		
87	2	1	Total	N	Os	0	0
			7	6	1		
87	2	1	Total	N	Os	0	0
			7	6	1		
87	2	1	Total	N	Os	0	0
			7	6	1		
87	2	1	Total	N	Os	0	0
			7	6	1		
87	2	1	Total	N	Os	0	0
			7	6	1		
87	2	1	Total	N	Os	0	0
			7	6	1		

Continued on next page...

Continued from previous page...

Mol	Chain	Residues	Atoms			ZeroOcc	AltConf
87	2	1	Total	N	Os	0	0
			7	6	1		
87	2	1	Total	N	Os	0	0
			7	6	1		
87	2	1	Total	N	Os	0	0
			7	6	1		
87	2	1	Total	N	Os	0	0
			7	6	1		
87	2	1	Total	N	Os	0	0
			7	6	1		
87	2	1	Total	N	Os	0	0
			7	6	1		
87	2	1	Total	N	Os	0	0
			7	6	1		
87	2	1	Total	N	Os	0	0
			7	6	1		
87	2	1	Total	N	Os	0	0
			7	6	1		
87	2	1	Total	N	Os	0	0
			7	6	1		
87	2	1	Total	N	Os	0	0
			7	6	1		
87	2	1	Total	N	Os	0	0
			7	6	1		
87	2	1	Total	N	Os	0	0
			7	6	1		
87	2	1	Total	N	Os	0	0
			7	6	1		
87	2	1	Total	N	Os	0	0
			7	6	1		
87	2	1	Total	N	Os	0	0
			7	6	1		
87	2	1	Total	N	Os	0	0
			7	6	1		
87	2	1	Total	N	Os	0	0
			7	6	1		
87	2	1	Total	N	Os	0	0
			7	6	1		

Continued on next page...

Continued from previous page...

Mol	Chain	Residues	Atoms			ZeroOcc	AltConf
87	2	1	Total	N	Os	0	0
			7	6	1		
87	2	1	Total	N	Os	0	0
			7	6	1		
87	2	1	Total	N	Os	0	0
			7	6	1		
87	2	1	Total	N	Os	0	0
			7	6	1		
87	2	1	Total	N	Os	0	0
			7	6	1		
87	2	1	Total	N	Os	0	0
			7	6	1		
87	2	1	Total	N	Os	0	0
			7	6	1		
87	2	1	Total	N	Os	0	0
			7	6	1		
87	2	1	Total	N	Os	0	0
			7	6	1		
87	2	1	Total	N	Os	0	0
			7	6	1		
87	2	1	Total	N	Os	0	0
			7	6	1		
87	2	1	Total	N	Os	0	0
			7	6	1		
87	2	1	Total	N	Os	0	0
			7	6	1		
87	2	1	Total	N	Os	0	0
			7	6	1		
87	2	1	Total	N	Os	0	0
			7	6	1		
87	2	1	Total	N	Os	0	0
			7	6	1		
87	2	1	Total	N	Os	0	0
			7	6	1		
87	2	1	Total	N	Os	0	0
			7	6	1		

Continued on next page...

Continued from previous page...

Mol	Chain	Residues	Atoms			ZeroOcc	AltConf
87	2	1	Total	N	Os	0	0
			7	6	1		
87	2	1	Total	N	Os	0	0
			7	6	1		
87	2	1	Total	N	Os	0	0
			7	6	1		
87	2	1	Total	N	Os	0	0
			7	6	1		
87	2	1	Total	N	Os	0	0
			7	6	1		
87	2	1	Total	N	Os	0	0
			7	6	1		
87	2	1	Total	N	Os	0	0
			7	6	1		
87	2	1	Total	N	Os	0	0
			7	6	1		
87	2	1	Total	N	Os	0	0
			7	6	1		
87	2	1	Total	N	Os	0	0
			7	6	1		
87	2	1	Total	N	Os	0	0
			7	6	1		
87	2	1	Total	N	Os	0	0
			7	6	1		
87	2	1	Total	N	Os	0	0
			7	6	1		
87	2	1	Total	N	Os	0	0
			7	6	1		
87	2	1	Total	N	Os	0	0
			7	6	1		
87	2	1	Total	N	Os	0	0
			7	6	1		
87	2	1	Total	N	Os	0	0
			7	6	1		
87	2	1	Total	N	Os	0	0
			7	6	1		

Continued on next page...

Continued from previous page...

Mol	Chain	Residues	Atoms			ZeroOcc	AltConf
87	2	1	Total	N	Os	0	0
			7	6	1		
87	2	1	Total	N	Os	0	0
			7	6	1		
87	2	1	Total	N	Os	0	0
			7	6	1		
87	2	1	Total	N	Os	0	0
			7	6	1		
87	2	1	Total	N	Os	0	0
			7	6	1		
87	2	1	Total	N	Os	0	0
			7	6	1		
87	2	1	Total	N	Os	0	0
			7	6	1		
87	2	1	Total	N	Os	0	0
			7	6	1		
87	2	1	Total	N	Os	0	0
			7	6	1		
87	2	1	Total	N	Os	0	0
			7	6	1		
87	2	1	Total	N	Os	0	0
			7	6	1		
87	2	1	Total	N	Os	0	0
			7	6	1		
87	2	1	Total	N	Os	0	0
			7	6	1		
87	2	1	Total	N	Os	0	0
			7	6	1		
87	2	1	Total	N	Os	0	0
			7	6	1		
87	2	1	Total	N	Os	0	0
			7	6	1		
87	2	1	Total	N	Os	0	0
			7	6	1		
87	2	1	Total	N	Os	0	0
			7	6	1		

Continued on next page...

Continued from previous page...

Mol	Chain	Residues	Atoms			ZeroOcc	AltConf
87	2	1	Total	N	Os	0	0
			7	6	1		
87	2	1	Total	N	Os	0	0
			7	6	1		
87	2	1	Total	N	Os	0	0
			7	6	1		
87	2	1	Total	N	Os	0	0
			7	6	1		
87	2	1	Total	N	Os	0	0
			7	6	1		
87	2	1	Total	N	Os	0	0
			7	6	1		
87	2	1	Total	N	Os	0	0
			7	6	1		
87	2	1	Total	N	Os	0	0
			7	6	1		
87	2	1	Total	N	Os	0	0
			7	6	1		
87	2	1	Total	N	Os	0	0
			7	6	1		
87	2	1	Total	N	Os	0	0
			7	6	1		
87	2	1	Total	N	Os	0	0
			7	6	1		
87	2	1	Total	N	Os	0	0
			7	6	1		
87	2	1	Total	N	Os	0	0
			7	6	1		
87	2	1	Total	N	Os	0	0
			7	6	1		
87	2	1	Total	N	Os	0	0
			7	6	1		
87	2	1	Total	N	Os	0	0
			7	6	1		
87	2	1	Total	N	Os	0	0
			7	6	1		

Continued on next page...

Continued from previous page...

Mol	Chain	Residues	Atoms			ZeroOcc	AltConf
87	2	1	Total	N	Os	0	0
			7	6	1		
87	2	1	Total	N	Os	0	0
			7	6	1		
87	2	1	Total	N	Os	0	0
			7	6	1		
87	2	1	Total	N	Os	0	0
			7	6	1		
87	2	1	Total	N	Os	0	0
			7	6	1		
87	2	1	Total	N	Os	0	0
			7	6	1		
87	2	1	Total	N	Os	0	0
			7	6	1		
87	2	1	Total	N	Os	0	0
			7	6	1		
87	S8	1	Total	N	Os	0	0
			7	6	1		
87	C3	1	Total	N	Os	0	0
			7	6	1		
87	C5	1	Total	N	Os	0	0
			7	6	1		
87	C8	1	Total	N	Os	0	0
			7	6	1		
87	D3	1	Total	N	Os	0	0
			7	6	1		
87	D9	1	Total	N	Os	0	0
			7	6	1		
87	SR	1	Total	N	Os	0	0
			7	6	1		
87	1	1	Total	N	Os	0	0
			7	6	1		
87	1	1	Total	N	Os	0	0
			7	6	1		
87	1	1	Total	N	Os	0	0
			7	6	1		
87	1	1	Total	N	Os	0	0
			7	6	1		

Continued on next page...

Continued from previous page...

Mol	Chain	Residues	Atoms			ZeroOcc	AltConf
87	1	1	Total	N	Os	0	0
			7	6	1		
87	1	1	Total	N	Os	0	0
			7	6	1		
87	1	1	Total	N	Os	0	0
			7	6	1		
87	1	1	Total	N	Os	0	0
			7	6	1		
87	1	1	Total	N	Os	0	0
			7	6	1		
87	1	1	Total	N	Os	0	0
			7	6	1		
87	1	1	Total	N	Os	0	0
			7	6	1		
87	1	1	Total	N	Os	0	0
			7	6	1		
87	1	1	Total	N	Os	0	0
			7	6	1		
87	1	1	Total	N	Os	0	0
			7	6	1		
87	1	1	Total	N	Os	0	0
			7	6	1		
87	1	1	Total	N	Os	0	0
			7	6	1		
87	1	1	Total	N	Os	0	0
			7	6	1		
87	1	1	Total	N	Os	0	0
			7	6	1		
87	1	1	Total	N	Os	0	0
			7	6	1		
87	1	1	Total	N	Os	0	0
			7	6	1		
87	1	1	Total	N	Os	0	0
			7	6	1		
87	1	1	Total	N	Os	0	0
			7	6	1		

Continued on next page...

Continued from previous page...

Mol	Chain	Residues	Atoms			ZeroOcc	AltConf
87	1	1	Total	N	Os	0	0
			7	6	1		
87	1	1	Total	N	Os	0	0
			7	6	1		
87	1	1	Total	N	Os	0	0
			7	6	1		
87	1	1	Total	N	Os	0	0
			7	6	1		
87	1	1	Total	N	Os	0	0
			7	6	1		
87	1	1	Total	N	Os	0	0
			7	6	1		
87	1	1	Total	N	Os	0	0
			7	6	1		
87	1	1	Total	N	Os	0	0
			7	6	1		
87	1	1	Total	N	Os	0	0
			7	6	1		
87	1	1	Total	N	Os	0	0
			7	6	1		
87	1	1	Total	N	Os	0	0
			7	6	1		
87	1	1	Total	N	Os	0	0
			7	6	1		
87	1	1	Total	N	Os	0	0
			7	6	1		
87	1	1	Total	N	Os	0	0
			7	6	1		
87	1	1	Total	N	Os	0	0
			7	6	1		
87	1	1	Total	N	Os	0	0
			7	6	1		
87	1	1	Total	N	Os	0	0
			7	6	1		
87	1	1	Total	N	Os	0	0
			7	6	1		
87	1	1	Total	N	Os	0	0
			7	6	1		

Continued on next page...

Continued from previous page...

Mol	Chain	Residues	Atoms			ZeroOcc	AltConf
87	1	1	Total	N	Os	0	0
			7	6	1		
87	1	1	Total	N	Os	0	0
			7	6	1		
87	1	1	Total	N	Os	0	0
			7	6	1		
87	1	1	Total	N	Os	0	0
			7	6	1		
87	1	1	Total	N	Os	0	0
			7	6	1		
87	1	1	Total	N	Os	0	0
			7	6	1		
87	1	1	Total	N	Os	0	0
			7	6	1		
87	1	1	Total	N	Os	0	0
			7	6	1		
87	1	1	Total	N	Os	0	0
			7	6	1		
87	1	1	Total	N	Os	0	0
			7	6	1		
87	1	1	Total	N	Os	0	0
			7	6	1		
87	1	1	Total	N	Os	0	0
			7	6	1		
87	1	1	Total	N	Os	0	0
			7	6	1		
87	1	1	Total	N	Os	0	0
			7	6	1		
87	1	1	Total	N	Os	0	0
			7	6	1		
87	1	1	Total	N	Os	0	0
			7	6	1		
87	1	1	Total	N	Os	0	0
			7	6	1		
87	1	1	Total	N	Os	0	0
			7	6	1		

Continued on next page...

Continued from previous page...

Mol	Chain	Residues	Atoms			ZeroOcc	AltConf
87	1	1	Total	N	Os	0	0
			7	6	1		
87	1	1	Total	N	Os	0	0
			7	6	1		
87	1	1	Total	N	Os	0	0
			7	6	1		
87	1	1	Total	N	Os	0	0
			7	6	1		
87	1	1	Total	N	Os	0	0
			7	6	1		
87	1	1	Total	N	Os	0	0
			7	6	1		
87	1	1	Total	N	Os	0	0
			7	6	1		
87	1	1	Total	N	Os	0	0
			7	6	1		
87	1	1	Total	N	Os	0	0
			7	6	1		
87	1	1	Total	N	Os	0	0
			7	6	1		
87	1	1	Total	N	Os	0	0
			7	6	1		
87	1	1	Total	N	Os	0	0
			7	6	1		
87	1	1	Total	N	Os	0	0
			7	6	1		
87	1	1	Total	N	Os	0	0
			7	6	1		
87	1	1	Total	N	Os	0	0
			7	6	1		
87	1	1	Total	N	Os	0	0
			7	6	1		
87	1	1	Total	N	Os	0	0
			7	6	1		
87	1	1	Total	N	Os	0	0
			7	6	1		
87	1	1	Total	N	Os	0	0
			7	6	1		

Continued on next page...

Continued from previous page...

Mol	Chain	Residues	Atoms			ZeroOcc	AltConf
87	1	1	Total	N	Os	0	0
			7	6	1		
87	1	1	Total	N	Os	0	0
			7	6	1		
87	1	1	Total	N	Os	0	0
			7	6	1		
87	1	1	Total	N	Os	0	0
			7	6	1		
87	1	1	Total	N	Os	0	0
			7	6	1		
87	1	1	Total	N	Os	0	0
			7	6	1		
87	1	1	Total	N	Os	0	0
			7	6	1		
87	1	1	Total	N	Os	0	0
			7	6	1		
87	1	1	Total	N	Os	0	0
			7	6	1		
87	1	1	Total	N	Os	0	0
			7	6	1		
87	1	1	Total	N	Os	0	0
			7	6	1		
87	1	1	Total	N	Os	0	0
			7	6	1		
87	1	1	Total	N	Os	0	0
			7	6	1		
87	1	1	Total	N	Os	0	0
			7	6	1		
87	1	1	Total	N	Os	0	0
			7	6	1		
87	1	1	Total	N	Os	0	0
			7	6	1		
87	1	1	Total	N	Os	0	0
			7	6	1		
87	1	1	Total	N	Os	0	0
			7	6	1		

Continued on next page...

Continued from previous page...

Mol	Chain	Residues	Atoms			ZeroOcc	AltConf
87	1	1	Total	N	Os	0	0
			7	6	1		
87	1	1	Total	N	Os	0	0
			7	6	1		
87	1	1	Total	N	Os	0	0
			7	6	1		
87	1	1	Total	N	Os	0	0
			7	6	1		
87	1	1	Total	N	Os	0	0
			7	6	1		
87	1	1	Total	N	Os	0	0
			7	6	1		
87	1	1	Total	N	Os	0	0
			7	6	1		
87	1	1	Total	N	Os	0	0
			7	6	1		
87	1	1	Total	N	Os	0	0
			7	6	1		
87	1	1	Total	N	Os	0	0
			7	6	1		
87	1	1	Total	N	Os	0	0
			7	6	1		
87	1	1	Total	N	Os	0	0
			7	6	1		
87	1	1	Total	N	Os	0	0
			7	6	1		
87	1	1	Total	N	Os	0	0
			7	6	1		
87	1	1	Total	N	Os	0	0
			7	6	1		
87	1	1	Total	N	Os	0	0
			7	6	1		
87	1	1	Total	N	Os	0	0
			7	6	1		
87	1	1	Total	N	Os	0	0
			7	6	1		
87	1	1	Total	N	Os	0	0
			7	6	1		

Continued on next page...

Continued from previous page...

Mol	Chain	Residues	Atoms			ZeroOcc	AltConf
87	1	1	Total	N	Os	0	0
			7	6	1		
87	1	1	Total	N	Os	0	0
			7	6	1		
87	1	1	Total	N	Os	0	0
			7	6	1		
87	1	1	Total	N	Os	0	0
			7	6	1		
87	1	1	Total	N	Os	0	0
			7	6	1		
87	1	1	Total	N	Os	0	0
			7	6	1		
87	1	1	Total	N	Os	0	0
			7	6	1		
87	1	1	Total	N	Os	0	0
			7	6	1		
87	1	1	Total	N	Os	0	0
			7	6	1		
87	1	1	Total	N	Os	0	0
			7	6	1		
87	1	1	Total	N	Os	0	0
			7	6	1		
87	1	1	Total	N	Os	0	0
			7	6	1		
87	1	1	Total	N	Os	0	0
			7	6	1		
87	1	1	Total	N	Os	0	0
			7	6	1		
87	1	1	Total	N	Os	0	0
			7	6	1		
87	1	1	Total	N	Os	0	0
			7	6	1		
87	1	1	Total	N	Os	0	0
			7	6	1		
87	1	1	Total	N	Os	0	0
			7	6	1		

Continued on next page...

Continued from previous page...

Mol	Chain	Residues	Atoms			ZeroOcc	AltConf
87	1	1	Total	N	Os	0	0
			7	6	1		
87	1	1	Total	N	Os	0	0
			7	6	1		
87	1	1	Total	N	Os	0	0
			7	6	1		
87	1	1	Total	N	Os	0	0
			7	6	1		
87	1	1	Total	N	Os	0	0
			7	6	1		
87	1	1	Total	N	Os	0	0
			7	6	1		
87	1	1	Total	N	Os	0	0
			7	6	1		
87	1	1	Total	N	Os	0	0
			7	6	1		
87	1	1	Total	N	Os	0	0
			7	6	1		
87	1	1	Total	N	Os	0	0
			7	6	1		
87	1	1	Total	N	Os	0	0
			7	6	1		
87	1	1	Total	N	Os	0	0
			7	6	1		
87	1	1	Total	N	Os	0	0
			7	6	1		
87	1	1	Total	N	Os	0	0
			7	6	1		
87	1	1	Total	N	Os	0	0
			7	6	1		
87	1	1	Total	N	Os	0	0
			7	6	1		
87	1	1	Total	N	Os	0	0
			7	6	1		
87	1	1	Total	N	Os	0	0
			7	6	1		

Continued on next page...

Continued from previous page...

Mol	Chain	Residues	Atoms			ZeroOcc	AltConf
87	1	1	Total	N	Os	0	0
			7	6	1		
87	1	1	Total	N	Os	0	0
			7	6	1		
87	1	1	Total	N	Os	0	0
			7	6	1		
87	1	1	Total	N	Os	0	0
			7	6	1		
87	1	1	Total	N	Os	0	0
			7	6	1		
87	1	1	Total	N	Os	0	0
			7	6	1		
87	1	1	Total	N	Os	0	0
			7	6	1		
87	1	1	Total	N	Os	0	0
			7	6	1		
87	1	1	Total	N	Os	0	0
			7	6	1		
87	1	1	Total	N	Os	0	0
			7	6	1		
87	1	1	Total	N	Os	0	0
			7	6	1		
87	1	1	Total	N	Os	0	0
			7	6	1		
87	1	1	Total	N	Os	0	0
			7	6	1		
87	1	1	Total	N	Os	0	0
			7	6	1		
87	1	1	Total	N	Os	0	0
			7	6	1		
87	1	1	Total	N	Os	0	0
			7	6	1		
87	1	1	Total	N	Os	0	0
			7	6	1		
87	1	1	Total	N	Os	0	0
			7	6	1		
87	1	1	Total	N	Os	0	0
			7	6	1		

Continued on next page...

Continued from previous page...

Mol	Chain	Residues	Atoms			ZeroOcc	AltConf
87	1	1	Total	N	Os	0	0
			7	6	1		
87	1	1	Total	N	Os	0	0
			7	6	1		
87	1	1	Total	N	Os	0	0
			7	6	1		
87	1	1	Total	N	Os	0	0
			7	6	1		
87	1	1	Total	N	Os	0	0
			7	6	1		
87	1	1	Total	N	Os	0	0
			7	6	1		
87	1	1	Total	N	Os	0	0
			7	6	1		
87	1	1	Total	N	Os	0	0
			7	6	1		
87	1	1	Total	N	Os	0	0
			7	6	1		
87	1	1	Total	N	Os	0	0
			7	6	1		
87	1	1	Total	N	Os	0	0
			7	6	1		
87	1	1	Total	N	Os	0	0
			7	6	1		
87	1	1	Total	N	Os	0	0
			7	6	1		
87	1	1	Total	N	Os	0	0
			7	6	1		
87	1	1	Total	N	Os	0	0
			7	6	1		
87	1	1	Total	N	Os	0	0
			7	6	1		
87	1	1	Total	N	Os	0	0
			7	6	1		
87	1	1	Total	N	Os	0	0
			7	6	1		

Continued on next page...

Continued from previous page...

Mol	Chain	Residues	Atoms			ZeroOcc	AltConf
87	1	1	Total	N	Os	0	0
			7	6	1		
87	1	1	Total	N	Os	0	0
			7	6	1		
87	1	1	Total	N	Os	0	0
			7	6	1		
87	1	1	Total	N	Os	0	0
			7	6	1		
87	1	1	Total	N	Os	0	0
			7	6	1		
87	1	1	Total	N	Os	0	0
			7	6	1		
87	1	1	Total	N	Os	0	0
			7	6	1		
87	1	1	Total	N	Os	0	0
			7	6	1		
87	1	1	Total	N	Os	0	0
			7	6	1		
87	1	1	Total	N	Os	0	0
			7	6	1		
87	1	1	Total	N	Os	0	0
			7	6	1		
87	1	1	Total	N	Os	0	0
			7	6	1		
87	1	1	Total	N	Os	0	0
			7	6	1		
87	1	1	Total	N	Os	0	0
			7	6	1		
87	1	1	Total	N	Os	0	0
			7	6	1		
87	1	1	Total	N	Os	0	0
			7	6	1		
87	1	1	Total	N	Os	0	0
			7	6	1		
87	1	1	Total	N	Os	0	0
			7	6	1		

Continued on next page...

Continued from previous page...

Mol	Chain	Residues	Atoms			ZeroOcc	AltConf
87	1	1	Total	N	Os	0	0
			7	6	1		
87	1	1	Total	N	Os	0	0
			7	6	1		
87	1	1	Total	N	Os	0	0
			7	6	1		
87	1	1	Total	N	Os	0	0
			7	6	1		
87	1	1	Total	N	Os	0	0
			7	6	1		
87	1	1	Total	N	Os	0	0
			7	6	1		
87	1	1	Total	N	Os	0	0
			7	6	1		
87	1	1	Total	N	Os	0	0
			7	6	1		
87	1	1	Total	N	Os	0	0
			7	6	1		
87	1	1	Total	N	Os	0	0
			7	6	1		
87	1	1	Total	N	Os	0	0
			7	6	1		
87	1	1	Total	N	Os	0	0
			7	6	1		
87	1	1	Total	N	Os	0	0
			7	6	1		
87	1	1	Total	N	Os	0	0
			7	6	1		
87	1	1	Total	N	Os	0	0
			7	6	1		
87	1	1	Total	N	Os	0	0
			7	6	1		
87	1	1	Total	N	Os	0	0
			7	6	1		
87	1	1	Total	N	Os	0	0
			7	6	1		

Continued on next page...

Continued from previous page...

Mol	Chain	Residues	Atoms			ZeroOcc	AltConf
87	1	1	Total	N	Os	0	0
			7	6	1		
87	1	1	Total	N	Os	0	0
			7	6	1		
87	1	1	Total	N	Os	0	0
			7	6	1		
87	1	1	Total	N	Os	0	0
			7	6	1		
87	1	1	Total	N	Os	0	0
			7	6	1		
87	1	1	Total	N	Os	0	0
			7	6	1		
87	1	1	Total	N	Os	0	0
			7	6	1		
87	1	1	Total	N	Os	0	0
			7	6	1		
87	1	1	Total	N	Os	0	0
			7	6	1		
87	1	1	Total	N	Os	0	0
			7	6	1		
87	1	1	Total	N	Os	0	0
			7	6	1		
87	1	1	Total	N	Os	0	0
			7	6	1		
87	1	1	Total	N	Os	0	0
			7	6	1		
87	1	1	Total	N	Os	0	0
			7	6	1		
87	1	1	Total	N	Os	0	0
			7	6	1		
87	1	1	Total	N	Os	0	0
			7	6	1		
87	1	1	Total	N	Os	0	0
			7	6	1		
87	1	1	Total	N	Os	0	0
			7	6	1		

Continued on next page...

Continued from previous page...

Mol	Chain	Residues	Atoms			ZeroOcc	AltConf
87	1	1	Total	N	Os	0	0
			7	6	1		
87	1	1	Total	N	Os	0	0
			7	6	1		
87	1	1	Total	N	Os	0	0
			7	6	1		
87	1	1	Total	N	Os	0	0
			7	6	1		
87	1	1	Total	N	Os	0	0
			7	6	1		
87	1	1	Total	N	Os	0	0
			7	6	1		
87	1	1	Total	N	Os	0	0
			7	6	1		
87	1	1	Total	N	Os	0	0
			7	6	1		
87	1	1	Total	N	Os	0	0
			7	6	1		
87	1	1	Total	N	Os	0	0
			7	6	1		
87	1	1	Total	N	Os	0	0
			7	6	1		
87	1	1	Total	N	Os	0	0
			7	6	1		
87	1	1	Total	N	Os	0	0
			7	6	1		
87	1	1	Total	N	Os	0	0
			7	6	1		
87	1	1	Total	N	Os	0	0
			7	6	1		
87	1	1	Total	N	Os	0	0
			7	6	1		
87	1	1	Total	N	Os	0	0
			7	6	1		
87	1	1	Total	N	Os	0	0
			7	6	1		

Continued on next page...

Continued from previous page...

Mol	Chain	Residues	Atoms			ZeroOcc	AltConf
87	1	1	Total	N	Os	0	0
			7	6	1		
87	1	1	Total	N	Os	0	0
			7	6	1		
87	1	1	Total	N	Os	0	0
			7	6	1		
87	1	1	Total	N	Os	0	0
			7	6	1		
87	1	1	Total	N	Os	0	0
			7	6	1		
87	1	1	Total	N	Os	0	0
			7	6	1		
87	1	1	Total	N	Os	0	0
			7	6	1		
87	1	1	Total	N	Os	0	0
			7	6	1		
87	1	1	Total	N	Os	0	0
			7	6	1		
87	1	1	Total	N	Os	0	0
			7	6	1		
87	1	1	Total	N	Os	0	0
			7	6	1		
87	1	1	Total	N	Os	0	0
			7	6	1		
87	1	1	Total	N	Os	0	0
			7	6	1		
87	1	1	Total	N	Os	0	0
			7	6	1		
87	1	1	Total	N	Os	0	0
			7	6	1		
87	1	1	Total	N	Os	0	0
			7	6	1		
87	1	1	Total	N	Os	0	0
			7	6	1		
87	1	1	Total	N	Os	0	0
			7	6	1		

Continued on next page...

Continued from previous page...

Mol	Chain	Residues	Atoms			ZeroOcc	AltConf
87	1	1	Total	N	Os	0	0
			7	6	1		
87	1	1	Total	N	Os	0	0
			7	6	1		
87	1	1	Total	N	Os	0	0
			7	6	1		
87	1	1	Total	N	Os	0	0
			7	6	1		
87	1	1	Total	N	Os	0	0
			7	6	1		
87	1	1	Total	N	Os	0	0
			7	6	1		
87	1	1	Total	N	Os	0	0
			7	6	1		
87	1	1	Total	N	Os	0	0
			7	6	1		
87	1	1	Total	N	Os	0	0
			7	6	1		
87	1	1	Total	N	Os	0	0
			7	6	1		
87	1	1	Total	N	Os	0	0
			7	6	1		
87	1	1	Total	N	Os	0	0
			7	6	1		
87	1	1	Total	N	Os	0	0
			7	6	1		
87	1	1	Total	N	Os	0	0
			7	6	1		
87	1	1	Total	N	Os	0	0
			7	6	1		
87	1	1	Total	N	Os	0	0
			7	6	1		
87	1	1	Total	N	Os	0	0
			7	6	1		
87	1	1	Total	N	Os	0	0
			7	6	1		

Continued on next page...

Continued from previous page...

Mol	Chain	Residues	Atoms			ZeroOcc	AltConf
87	1	1	Total	N	Os	0	0
			7	6	1		
87	1	1	Total	N	Os	0	0
			7	6	1		
87	1	1	Total	N	Os	0	0
			7	6	1		
87	1	1	Total	N	Os	0	0
			7	6	1		
87	1	1	Total	N	Os	0	0
			7	6	1		
87	1	1	Total	N	Os	0	0
			7	6	1		
87	1	1	Total	N	Os	0	0
			7	6	1		
87	1	1	Total	N	Os	0	0
			7	6	1		
87	1	1	Total	N	Os	0	0
			7	6	1		
87	3	1	Total	N	Os	0	0
			7	6	1		
87	3	1	Total	N	Os	0	0
			7	6	1		
87	3	1	Total	N	Os	0	0
			7	6	1		
87	3	1	Total	N	Os	0	0
			7	6	1		
87	3	1	Total	N	Os	0	0
			7	6	1		
87	3	1	Total	N	Os	0	0
			7	6	1		
87	3	1	Total	N	Os	0	0
			7	6	1		
87	3	1	Total	N	Os	0	0
			7	6	1		
87	3	1	Total	N	Os	0	0
			7	6	1		

Continued on next page...

Continued from previous page...

Mol	Chain	Residues	Atoms			ZeroOcc	AltConf
87	3	1	Total	N	Os	0	0
			7	6	1		
87	4	1	Total	N	Os	0	0
			7	6	1		
87	4	1	Total	N	Os	0	0
			7	6	1		
87	4	1	Total	N	Os	0	0
			7	6	1		
87	4	1	Total	N	Os	0	0
			7	6	1		
87	4	1	Total	N	Os	0	0
			7	6	1		
87	4	1	Total	N	Os	0	0
			7	6	1		
87	4	1	Total	N	Os	0	0
			7	6	1		
87	4	1	Total	N	Os	0	0
			7	6	1		
87	4	1	Total	N	Os	0	0
			7	6	1		
87	4	1	Total	N	Os	0	0
			7	6	1		
87	4	1	Total	N	Os	0	0
			7	6	1		
87	L3	1	Total	N	Os	0	0
			7	6	1		
87	L3	1	Total	N	Os	0	0
			7	6	1		
87	L3	1	Total	N	Os	0	0
			7	6	1		
87	L4	1	Total	N	Os	0	0
			7	6	1		
87	M0	1	Total	N	Os	0	0
			7	6	1		
87	M5	1	Total	N	Os	0	0
			7	6	1		

Continued on next page...

Continued from previous page...

Mol	Chain	Residues	Atoms			ZeroOcc	AltConf
87	M7	1	Total	N	Os	0	0
			7	6	1		
87	M7	1	Total	N	Os	0	0
			7	6	1		
87	M9	1	Total	N	Os	0	0
			7	6	1		
87	N1	1	Total	N	Os	0	0
			7	6	1		
87	N9	1	Total	N	Os	0	0
			7	6	1		
87	O2	1	Total	N	Os	0	0
			7	6	1		
87	O3	1	Total	N	Os	0	0
			7	6	1		
87	O7	1	Total	N	Os	0	0
			7	6	1		
87	O7	1	Total	N	Os	0	0
			7	6	1		
87	O9	1	Total	N	Os	0	0
			7	6	1		
87	Q2	1	Total	N	Os	0	0
			7	6	1		
87	6	1	Total	N	Os	0	0
			7	6	1		
87	6	1	Total	N	Os	0	0
			7	6	1		
87	6	1	Total	N	Os	0	0
			7	6	1		
87	6	1	Total	N	Os	0	0
			7	6	1		
87	6	1	Total	N	Os	0	0
			7	6	1		
87	6	1	Total	N	Os	0	0
			7	6	1		
87	6	1	Total	N	Os	0	0
			7	6	1		
87	6	1	Total	N	Os	0	0
			7	6	1		

Continued on next page...

Continued from previous page...

Mol	Chain	Residues	Atoms			ZeroOcc	AltConf
87	6	1	Total	N	Os	0	0
			7	6	1		
87	6	1	Total	N	Os	0	0
			7	6	1		
87	6	1	Total	N	Os	0	0
			7	6	1		
87	6	1	Total	N	Os	0	0
			7	6	1		
87	6	1	Total	N	Os	0	0
			7	6	1		
87	6	1	Total	N	Os	0	0
			7	6	1		
87	6	1	Total	N	Os	0	0
			7	6	1		
87	6	1	Total	N	Os	0	0
			7	6	1		
87	6	1	Total	N	Os	0	0
			7	6	1		
87	6	1	Total	N	Os	0	0
			7	6	1		
87	6	1	Total	N	Os	0	0
			7	6	1		
87	6	1	Total	N	Os	0	0
			7	6	1		
87	6	1	Total	N	Os	0	0
			7	6	1		
87	6	1	Total	N	Os	0	0
			7	6	1		
87	6	1	Total	N	Os	0	0
			7	6	1		
87	6	1	Total	N	Os	0	0
			7	6	1		
87	6	1	Total	N	Os	0	0
			7	6	1		

Continued on next page...

Continued from previous page...

Mol	Chain	Residues	Atoms			ZeroOcc	AltConf
87	6	1	Total	N	Os	0	0
			7	6	1		
87	6	1	Total	N	Os	0	0
			7	6	1		
87	6	1	Total	N	Os	0	0
			7	6	1		
87	6	1	Total	N	Os	0	0
			7	6	1		
87	6	1	Total	N	Os	0	0
			7	6	1		
87	6	1	Total	N	Os	0	0
			7	6	1		
87	6	1	Total	N	Os	0	0
			7	6	1		
87	6	1	Total	N	Os	0	0
			7	6	1		
87	6	1	Total	N	Os	0	0
			7	6	1		
87	6	1	Total	N	Os	0	0
			7	6	1		
87	6	1	Total	N	Os	0	0
			7	6	1		
87	6	1	Total	N	Os	0	0
			7	6	1		
87	6	1	Total	N	Os	0	0
			7	6	1		
87	6	1	Total	N	Os	0	0
			7	6	1		
87	6	1	Total	N	Os	0	0
			7	6	1		
87	6	1	Total	N	Os	0	0
			7	6	1		
87	6	1	Total	N	Os	0	0
			7	6	1		
87	6	1	Total	N	Os	0	0
			7	6	1		

Continued on next page...

Continued from previous page...

Mol	Chain	Residues	Atoms			ZeroOcc	AltConf
87	6	1	Total	N	Os	0	0
			7	6	1		
87	6	1	Total	N	Os	0	0
			7	6	1		
87	6	1	Total	N	Os	0	0
			7	6	1		
87	6	1	Total	N	Os	0	0
			7	6	1		
87	6	1	Total	N	Os	0	0
			7	6	1		
87	6	1	Total	N	Os	0	0
			7	6	1		
87	6	1	Total	N	Os	0	0
			7	6	1		
87	6	1	Total	N	Os	0	0
			7	6	1		
87	6	1	Total	N	Os	0	0
			7	6	1		
87	6	1	Total	N	Os	0	0
			7	6	1		
87	6	1	Total	N	Os	0	0
			7	6	1		
87	6	1	Total	N	Os	0	0
			7	6	1		
87	6	1	Total	N	Os	0	0
			7	6	1		
87	6	1	Total	N	Os	0	0
			7	6	1		
87	6	1	Total	N	Os	0	0
			7	6	1		
87	6	1	Total	N	Os	0	0
			7	6	1		
87	6	1	Total	N	Os	0	0
			7	6	1		
87	6	1	Total	N	Os	0	0
			7	6	1		

Continued on next page...

Continued from previous page...

Mol	Chain	Residues	Atoms			ZeroOcc	AltConf
87	6	1	Total	N	Os	0	0
			7	6	1		
87	6	1	Total	N	Os	0	0
			7	6	1		
87	6	1	Total	N	Os	0	0
			7	6	1		
87	6	1	Total	N	Os	0	0
			7	6	1		
87	6	1	Total	N	Os	0	0
			7	6	1		
87	6	1	Total	N	Os	0	0
			7	6	1		
87	6	1	Total	N	Os	0	0
			7	6	1		
87	6	1	Total	N	Os	0	0
			7	6	1		
87	6	1	Total	N	Os	0	0
			7	6	1		
87	6	1	Total	N	Os	0	0
			7	6	1		
87	6	1	Total	N	Os	0	0
			7	6	1		
87	6	1	Total	N	Os	0	0
			7	6	1		
87	6	1	Total	N	Os	0	0
			7	6	1		
87	6	1	Total	N	Os	0	0
			7	6	1		
87	6	1	Total	N	Os	0	0
			7	6	1		
87	6	1	Total	N	Os	0	0
			7	6	1		
87	6	1	Total	N	Os	0	0
			7	6	1		
87	6	1	Total	N	Os	0	0
			7	6	1		

Continued on next page...

Continued from previous page...

Mol	Chain	Residues	Atoms			ZeroOcc	AltConf
87	6	1	Total	N	Os	0	0
			7	6	1		
87	6	1	Total	N	Os	0	0
			7	6	1		
87	6	1	Total	N	Os	0	0
			7	6	1		
87	6	1	Total	N	Os	0	0
			7	6	1		
87	6	1	Total	N	Os	0	0
			7	6	1		
87	6	1	Total	N	Os	0	0
			7	6	1		
87	6	1	Total	N	Os	0	0
			7	6	1		
87	6	1	Total	N	Os	0	0
			7	6	1		
87	6	1	Total	N	Os	0	0
			7	6	1		
87	6	1	Total	N	Os	0	0
			7	6	1		
87	6	1	Total	N	Os	0	0
			7	6	1		
87	6	1	Total	N	Os	0	0
			7	6	1		
87	6	1	Total	N	Os	0	0
			7	6	1		
87	6	1	Total	N	Os	0	0
			7	6	1		
87	6	1	Total	N	Os	0	0
			7	6	1		
87	6	1	Total	N	Os	0	0
			7	6	1		
87	6	1	Total	N	Os	0	0
			7	6	1		
87	6	1	Total	N	Os	0	0
			7	6	1		

Continued on next page...

Continued from previous page...

Mol	Chain	Residues	Atoms			ZeroOcc	AltConf
87	6	1	Total	N	Os	0	0
			7	6	1		
87	6	1	Total	N	Os	0	0
			7	6	1		
87	6	1	Total	N	Os	0	0
			7	6	1		
87	6	1	Total	N	Os	0	0
			7	6	1		
87	6	1	Total	N	Os	0	0
			7	6	1		
87	6	1	Total	N	Os	0	0
			7	6	1		
87	6	1	Total	N	Os	0	0
			7	6	1		
87	6	1	Total	N	Os	0	0
			7	6	1		
87	6	1	Total	N	Os	0	0
			7	6	1		
87	6	1	Total	N	Os	0	0
			7	6	1		
87	6	1	Total	N	Os	0	0
			7	6	1		
87	6	1	Total	N	Os	0	0
			7	6	1		
87	6	1	Total	N	Os	0	0
			7	6	1		
87	6	1	Total	N	Os	0	0
			7	6	1		
87	6	1	Total	N	Os	0	0
			7	6	1		
87	6	1	Total	N	Os	0	0
			7	6	1		
87	6	1	Total	N	Os	0	0
			7	6	1		
87	6	1	Total	N	Os	0	0
			7	6	1		

Continued on next page...

Continued from previous page...

Mol	Chain	Residues	Atoms			ZeroOcc	AltConf
87	6	1	Total	N	Os	0	0
			7	6	1		
87	6	1	Total	N	Os	0	0
			7	6	1		
87	6	1	Total	N	Os	0	0
			7	6	1		
87	6	1	Total	N	Os	0	0
			7	6	1		
87	6	1	Total	N	Os	0	0
			7	6	1		
87	6	1	Total	N	Os	0	0
			7	6	1		
87	6	1	Total	N	Os	0	0
			7	6	1		
87	6	1	Total	N	Os	0	0
			7	6	1		
87	6	1	Total	N	Os	0	0
			7	6	1		
87	6	1	Total	N	Os	0	0
			7	6	1		
87	6	1	Total	N	Os	0	0
			7	6	1		
87	6	1	Total	N	Os	0	0
			7	6	1		
87	6	1	Total	N	Os	0	0
			7	6	1		
87	6	1	Total	N	Os	0	0
			7	6	1		
87	6	1	Total	N	Os	0	0
			7	6	1		
87	6	1	Total	N	Os	0	0
			7	6	1		
87	6	1	Total	N	Os	0	0
			7	6	1		
87	6	1	Total	N	Os	0	0
			7	6	1		
87	6	1	Total	N	Os	0	0
			7	6	1		
87	6	1	Total	N	Os	0	0
			7	6	1		
87	6	1	Total	N	Os	0	0
			7	6	1		

Continued on next page...

Continued from previous page...

Mol	Chain	Residues	Atoms			ZeroOcc	AltConf
87	6	1	Total 7	N 6	Os 1	0	0
87	6	1	Total 7	N 6	Os 1	0	0
87	s1	1	Total 7	N 6	Os 1	0	0
87	s4	1	Total 7	N 6	Os 1	0	0
87	s8	1	Total 7	N 6	Os 1	0	0
87	s9	1	Total 7	N 6	Os 1	0	0
87	c1	1	Total 7	N 6	Os 1	0	0
87	c3	1	Total 7	N 6	Os 1	0	0
87	c5	1	Total 7	N 6	Os 1	0	0
87	c8	1	Total 7	N 6	Os 1	0	0
87	d4	1	Total 7	N 6	Os 1	0	0
87	d9	1	Total 7	N 6	Os 1	0	0
87	sR	1	Total 7	N 6	Os 1	0	0
87	5	1	Total 7	N 6	Os 1	0	0
87	5	1	Total 7	N 6	Os 1	0	0
87	5	1	Total 7	N 6	Os 1	0	0
87	5	1	Total 7	N 6	Os 1	0	0
87	5	1	Total 7	N 6	Os 1	0	0
87	5	1	Total 7	N 6	Os 1	0	0
87	5	1	Total 7	N 6	Os 1	0	0
87	5	1	Total 7	N 6	Os 1	0	0

Continued on next page...

Continued from previous page...

Mol	Chain	Residues	Atoms			ZeroOcc	AltConf
87	5	1	Total	N	Os	0	0
			7	6	1		
87	5	1	Total	N	Os	0	0
			7	6	1		
87	5	1	Total	N	Os	0	0
			7	6	1		
87	5	1	Total	N	Os	0	0
			7	6	1		
87	5	1	Total	N	Os	0	0
			7	6	1		
87	5	1	Total	N	Os	0	0
			7	6	1		
87	5	1	Total	N	Os	0	0
			7	6	1		
87	5	1	Total	N	Os	0	0
			7	6	1		
87	5	1	Total	N	Os	0	0
			7	6	1		
87	5	1	Total	N	Os	0	0
			7	6	1		
87	5	1	Total	N	Os	0	0
			7	6	1		
87	5	1	Total	N	Os	0	0
			7	6	1		
87	5	1	Total	N	Os	0	0
			7	6	1		
87	5	1	Total	N	Os	0	0
			7	6	1		
87	5	1	Total	N	Os	0	0
			7	6	1		
87	5	1	Total	N	Os	0	0
			7	6	1		
87	5	1	Total	N	Os	0	0
			7	6	1		
87	5	1	Total	N	Os	0	0
			7	6	1		

Continued on next page...

Continued from previous page...

Mol	Chain	Residues	Atoms			ZeroOcc	AltConf
87	5	1	Total	N	Os	0	0
			7	6	1		
87	5	1	Total	N	Os	0	0
			7	6	1		
87	5	1	Total	N	Os	0	0
			7	6	1		
87	5	1	Total	N	Os	0	0
			7	6	1		
87	5	1	Total	N	Os	0	0
			7	6	1		
87	5	1	Total	N	Os	0	0
			7	6	1		
87	5	1	Total	N	Os	0	0
			7	6	1		
87	5	1	Total	N	Os	0	0
			7	6	1		
87	5	1	Total	N	Os	0	0
			7	6	1		
87	5	1	Total	N	Os	0	0
			7	6	1		
87	5	1	Total	N	Os	0	0
			7	6	1		
87	5	1	Total	N	Os	0	0
			7	6	1		
87	5	1	Total	N	Os	0	0
			7	6	1		
87	5	1	Total	N	Os	0	0
			7	6	1		
87	5	1	Total	N	Os	0	0
			7	6	1		
87	5	1	Total	N	Os	0	0
			7	6	1		
87	5	1	Total	N	Os	0	0
			7	6	1		
87	5	1	Total	N	Os	0	0
			7	6	1		

Continued on next page...

Continued from previous page...

Mol	Chain	Residues	Atoms			ZeroOcc	AltConf
87	5	1	Total	N	Os	0	0
			7	6	1		
87	5	1	Total	N	Os	0	0
			7	6	1		
87	5	1	Total	N	Os	0	0
			7	6	1		
87	5	1	Total	N	Os	0	0
			7	6	1		
87	5	1	Total	N	Os	0	0
			7	6	1		
87	5	1	Total	N	Os	0	0
			7	6	1		
87	5	1	Total	N	Os	0	0
			7	6	1		
87	5	1	Total	N	Os	0	0
			7	6	1		
87	5	1	Total	N	Os	0	0
			7	6	1		
87	5	1	Total	N	Os	0	0
			7	6	1		
87	5	1	Total	N	Os	0	0
			7	6	1		
87	5	1	Total	N	Os	0	0
			7	6	1		
87	5	1	Total	N	Os	0	0
			7	6	1		
87	5	1	Total	N	Os	0	0
			7	6	1		
87	5	1	Total	N	Os	0	0
			7	6	1		
87	5	1	Total	N	Os	0	0
			7	6	1		
87	5	1	Total	N	Os	0	0
			7	6	1		
87	5	1	Total	N	Os	0	0
			7	6	1		
87	5	1	Total	N	Os	0	0
			7	6	1		

Continued on next page...

Continued from previous page...

Mol	Chain	Residues	Atoms			ZeroOcc	AltConf
87	5	1	Total	N	Os	0	0
			7	6	1		
87	5	1	Total	N	Os	0	0
			7	6	1		
87	5	1	Total	N	Os	0	0
			7	6	1		
87	5	1	Total	N	Os	0	0
			7	6	1		
87	5	1	Total	N	Os	0	0
			7	6	1		
87	5	1	Total	N	Os	0	0
			7	6	1		
87	5	1	Total	N	Os	0	0
			7	6	1		
87	5	1	Total	N	Os	0	0
			7	6	1		
87	5	1	Total	N	Os	0	0
			7	6	1		
87	5	1	Total	N	Os	0	0
			7	6	1		
87	5	1	Total	N	Os	0	0
			7	6	1		
87	5	1	Total	N	Os	0	0
			7	6	1		
87	5	1	Total	N	Os	0	0
			7	6	1		
87	5	1	Total	N	Os	0	0
			7	6	1		
87	5	1	Total	N	Os	0	0
			7	6	1		
87	5	1	Total	N	Os	0	0
			7	6	1		
87	5	1	Total	N	Os	0	0
			7	6	1		
87	5	1	Total	N	Os	0	0
			7	6	1		

Continued on next page...

Continued from previous page...

Mol	Chain	Residues	Atoms			ZeroOcc	AltConf
87	5	1	Total	N	Os	0	0
			7	6	1		
87	5	1	Total	N	Os	0	0
			7	6	1		
87	5	1	Total	N	Os	0	0
			7	6	1		
87	5	1	Total	N	Os	0	0
			7	6	1		
87	5	1	Total	N	Os	0	0
			7	6	1		
87	5	1	Total	N	Os	0	0
			7	6	1		
87	5	1	Total	N	Os	0	0
			7	6	1		
87	5	1	Total	N	Os	0	0
			7	6	1		
87	5	1	Total	N	Os	0	0
			7	6	1		
87	5	1	Total	N	Os	0	0
			7	6	1		
87	5	1	Total	N	Os	0	0
			7	6	1		
87	5	1	Total	N	Os	0	0
			7	6	1		
87	5	1	Total	N	Os	0	0
			7	6	1		
87	5	1	Total	N	Os	0	0
			7	6	1		
87	5	1	Total	N	Os	0	0
			7	6	1		
87	5	1	Total	N	Os	0	0
			7	6	1		
87	5	1	Total	N	Os	0	0
			7	6	1		
87	5	1	Total	N	Os	0	0
			7	6	1		

Continued on next page...

Continued from previous page...

Mol	Chain	Residues	Atoms			ZeroOcc	AltConf
87	5	1	Total	N	Os	0	0
			7	6	1		
87	5	1	Total	N	Os	0	0
			7	6	1		
87	5	1	Total	N	Os	0	0
			7	6	1		
87	5	1	Total	N	Os	0	0
			7	6	1		
87	5	1	Total	N	Os	0	0
			7	6	1		
87	5	1	Total	N	Os	0	0
			7	6	1		
87	5	1	Total	N	Os	0	0
			7	6	1		
87	5	1	Total	N	Os	0	0
			7	6	1		
87	5	1	Total	N	Os	0	0
			7	6	1		
87	5	1	Total	N	Os	0	0
			7	6	1		
87	5	1	Total	N	Os	0	0
			7	6	1		
87	5	1	Total	N	Os	0	0
			7	6	1		
87	5	1	Total	N	Os	0	0
			7	6	1		
87	5	1	Total	N	Os	0	0
			7	6	1		
87	5	1	Total	N	Os	0	0
			7	6	1		
87	5	1	Total	N	Os	0	0
			7	6	1		
87	5	1	Total	N	Os	0	0
			7	6	1		
87	5	1	Total	N	Os	0	0
			7	6	1		

Continued on next page...

Continued from previous page...

Mol	Chain	Residues	Atoms			ZeroOcc	AltConf
87	5	1	Total	N	Os	0	0
			7	6	1		
87	5	1	Total	N	Os	0	0
			7	6	1		
87	5	1	Total	N	Os	0	0
			7	6	1		
87	5	1	Total	N	Os	0	0
			7	6	1		
87	5	1	Total	N	Os	0	0
			7	6	1		
87	5	1	Total	N	Os	0	0
			7	6	1		
87	5	1	Total	N	Os	0	0
			7	6	1		
87	5	1	Total	N	Os	0	0
			7	6	1		
87	5	1	Total	N	Os	0	0
			7	6	1		
87	5	1	Total	N	Os	0	0
			7	6	1		
87	5	1	Total	N	Os	0	0
			7	6	1		
87	5	1	Total	N	Os	0	0
			7	6	1		
87	5	1	Total	N	Os	0	0
			7	6	1		
87	5	1	Total	N	Os	0	0
			7	6	1		
87	5	1	Total	N	Os	0	0
			7	6	1		
87	5	1	Total	N	Os	0	0
			7	6	1		
87	5	1	Total	N	Os	0	0
			7	6	1		
87	5	1	Total	N	Os	0	0
			7	6	1		

Continued on next page...

Continued from previous page...

Mol	Chain	Residues	Atoms			ZeroOcc	AltConf
87	5	1	Total	N	Os	0	0
			7	6	1		
87	5	1	Total	N	Os	0	0
			7	6	1		
87	5	1	Total	N	Os	0	0
			7	6	1		
87	5	1	Total	N	Os	0	0
			7	6	1		
87	5	1	Total	N	Os	0	0
			7	6	1		
87	5	1	Total	N	Os	0	0
			7	6	1		
87	5	1	Total	N	Os	0	0
			7	6	1		
87	5	1	Total	N	Os	0	0
			7	6	1		
87	5	1	Total	N	Os	0	0
			7	6	1		
87	5	1	Total	N	Os	0	0
			7	6	1		
87	5	1	Total	N	Os	0	0
			7	6	1		
87	5	1	Total	N	Os	0	0
			7	6	1		
87	5	1	Total	N	Os	0	0
			7	6	1		
87	5	1	Total	N	Os	0	0
			7	6	1		
87	5	1	Total	N	Os	0	0
			7	6	1		
87	5	1	Total	N	Os	0	0
			7	6	1		
87	5	1	Total	N	Os	0	0
			7	6	1		
87	5	1	Total	N	Os	0	0
			7	6	1		

Continued on next page...

Continued from previous page...

Mol	Chain	Residues	Atoms			ZeroOcc	AltConf
87	5	1	Total	N	Os	0	0
			7	6	1		
87	5	1	Total	N	Os	0	0
			7	6	1		
87	5	1	Total	N	Os	0	0
			7	6	1		
87	5	1	Total	N	Os	0	0
			7	6	1		
87	5	1	Total	N	Os	0	0
			7	6	1		
87	5	1	Total	N	Os	0	0
			7	6	1		
87	5	1	Total	N	Os	0	0
			7	6	1		
87	5	1	Total	N	Os	0	0
			7	6	1		
87	5	1	Total	N	Os	0	0
			7	6	1		
87	5	1	Total	N	Os	0	0
			7	6	1		
87	5	1	Total	N	Os	0	0
			7	6	1		
87	5	1	Total	N	Os	0	0
			7	6	1		
87	5	1	Total	N	Os	0	0
			7	6	1		
87	5	1	Total	N	Os	0	0
			7	6	1		
87	5	1	Total	N	Os	0	0
			7	6	1		
87	5	1	Total	N	Os	0	0
			7	6	1		
87	5	1	Total	N	Os	0	0
			7	6	1		
87	5	1	Total	N	Os	0	0
			7	6	1		

Continued on next page...

Continued from previous page...

Mol	Chain	Residues	Atoms			ZeroOcc	AltConf
87	5	1	Total	N	Os	0	0
			7	6	1		
87	5	1	Total	N	Os	0	0
			7	6	1		
87	5	1	Total	N	Os	0	0
			7	6	1		
87	5	1	Total	N	Os	0	0
			7	6	1		
87	5	1	Total	N	Os	0	0
			7	6	1		
87	5	1	Total	N	Os	0	0
			7	6	1		
87	5	1	Total	N	Os	0	0
			7	6	1		
87	5	1	Total	N	Os	0	0
			7	6	1		
87	5	1	Total	N	Os	0	0
			7	6	1		
87	5	1	Total	N	Os	0	0
			7	6	1		
87	5	1	Total	N	Os	0	0
			7	6	1		
87	5	1	Total	N	Os	0	0
			7	6	1		
87	5	1	Total	N	Os	0	0
			7	6	1		
87	5	1	Total	N	Os	0	0
			7	6	1		
87	5	1	Total	N	Os	0	0
			7	6	1		
87	5	1	Total	N	Os	0	0
			7	6	1		
87	5	1	Total	N	Os	0	0
			7	6	1		
87	5	1	Total	N	Os	0	0
			7	6	1		

Continued on next page...

Continued from previous page...

Mol	Chain	Residues	Atoms			ZeroOcc	AltConf
87	5	1	Total	N	Os	0	0
			7	6	1		
87	5	1	Total	N	Os	0	0
			7	6	1		
87	5	1	Total	N	Os	0	0
			7	6	1		
87	5	1	Total	N	Os	0	0
			7	6	1		
87	5	1	Total	N	Os	0	0
			7	6	1		
87	5	1	Total	N	Os	0	0
			7	6	1		
87	5	1	Total	N	Os	0	0
			7	6	1		
87	5	1	Total	N	Os	0	0
			7	6	1		
87	5	1	Total	N	Os	0	0
			7	6	1		
87	5	1	Total	N	Os	0	0
			7	6	1		
87	5	1	Total	N	Os	0	0
			7	6	1		
87	5	1	Total	N	Os	0	0
			7	6	1		
87	5	1	Total	N	Os	0	0
			7	6	1		
87	5	1	Total	N	Os	0	0
			7	6	1		
87	5	1	Total	N	Os	0	0
			7	6	1		
87	5	1	Total	N	Os	0	0
			7	6	1		
87	5	1	Total	N	Os	0	0
			7	6	1		
87	5	1	Total	N	Os	0	0
			7	6	1		

Continued on next page...

Continued from previous page...

Mol	Chain	Residues	Atoms			ZeroOcc	AltConf
87	5	1	Total	N	Os	0	0
			7	6	1		
87	5	1	Total	N	Os	0	0
			7	6	1		
87	5	1	Total	N	Os	0	0
			7	6	1		
87	5	1	Total	N	Os	0	0
			7	6	1		
87	5	1	Total	N	Os	0	0
			7	6	1		
87	5	1	Total	N	Os	0	0
			7	6	1		
87	5	1	Total	N	Os	0	0
			7	6	1		
87	5	1	Total	N	Os	0	0
			7	6	1		
87	5	1	Total	N	Os	0	0
			7	6	1		
87	5	1	Total	N	Os	0	0
			7	6	1		
87	5	1	Total	N	Os	0	0
			7	6	1		
87	5	1	Total	N	Os	0	0
			7	6	1		
87	5	1	Total	N	Os	0	0
			7	6	1		
87	5	1	Total	N	Os	0	0
			7	6	1		
87	5	1	Total	N	Os	0	0
			7	6	1		
87	5	1	Total	N	Os	0	0
			7	6	1		
87	5	1	Total	N	Os	0	0
			7	6	1		
87	5	1	Total	N	Os	0	0
			7	6	1		

Continued on next page...

Continued from previous page...

Mol	Chain	Residues	Atoms			ZeroOcc	AltConf
87	5	1	Total	N	Os	0	0
			7	6	1		
87	5	1	Total	N	Os	0	0
			7	6	1		
87	5	1	Total	N	Os	0	0
			7	6	1		
87	5	1	Total	N	Os	0	0
			7	6	1		
87	5	1	Total	N	Os	0	0
			7	6	1		
87	5	1	Total	N	Os	0	0
			7	6	1		
87	5	1	Total	N	Os	0	0
			7	6	1		
87	5	1	Total	N	Os	0	0
			7	6	1		
87	5	1	Total	N	Os	0	0
			7	6	1		
87	5	1	Total	N	Os	0	0
			7	6	1		
87	5	1	Total	N	Os	0	0
			7	6	1		
87	5	1	Total	N	Os	0	0
			7	6	1		
87	5	1	Total	N	Os	0	0
			7	6	1		
87	5	1	Total	N	Os	0	0
			7	6	1		
87	5	1	Total	N	Os	0	0
			7	6	1		
87	5	1	Total	N	Os	0	0
			7	6	1		
87	5	1	Total	N	Os	0	0
			7	6	1		
87	5	1	Total	N	Os	0	0
			7	6	1		

Continued on next page...

Continued from previous page...

Mol	Chain	Residues	Atoms			ZeroOcc	AltConf
87	5	1	Total	N	Os	0	0
			7	6	1		
87	5	1	Total	N	Os	0	0
			7	6	1		
87	5	1	Total	N	Os	0	0
			7	6	1		
87	5	1	Total	N	Os	0	0
			7	6	1		
87	5	1	Total	N	Os	0	0
			7	6	1		
87	5	1	Total	N	Os	0	0
			7	6	1		
87	5	1	Total	N	Os	0	0
			7	6	1		
87	5	1	Total	N	Os	0	0
			7	6	1		
87	5	1	Total	N	Os	0	0
			7	6	1		
87	5	1	Total	N	Os	0	0
			7	6	1		
87	5	1	Total	N	Os	0	0
			7	6	1		
87	5	1	Total	N	Os	0	0
			7	6	1		
87	5	1	Total	N	Os	0	0
			7	6	1		
87	5	1	Total	N	Os	0	0
			7	6	1		
87	5	1	Total	N	Os	0	0
			7	6	1		
87	5	1	Total	N	Os	0	0
			7	6	1		
87	5	1	Total	N	Os	0	0
			7	6	1		
87	5	1	Total	N	Os	0	0
			7	6	1		

Continued on next page...

Continued from previous page...

Mol	Chain	Residues	Atoms			ZeroOcc	AltConf
87	5	1	Total	N	Os	0	0
			7	6	1		
87	5	1	Total	N	Os	0	0
			7	6	1		
87	5	1	Total	N	Os	0	0
			7	6	1		
87	5	1	Total	N	Os	0	0
			7	6	1		
87	5	1	Total	N	Os	0	0
			7	6	1		
87	5	1	Total	N	Os	0	0
			7	6	1		
87	5	1	Total	N	Os	0	0
			7	6	1		
87	5	1	Total	N	Os	0	0
			7	6	1		
87	5	1	Total	N	Os	0	0
			7	6	1		
87	5	1	Total	N	Os	0	0
			7	6	1		
87	5	1	Total	N	Os	0	0
			7	6	1		
87	5	1	Total	N	Os	0	0
			7	6	1		
87	5	1	Total	N	Os	0	0
			7	6	1		
87	5	1	Total	N	Os	0	0
			7	6	1		
87	5	1	Total	N	Os	0	0
			7	6	1		
87	5	1	Total	N	Os	0	0
			7	6	1		
87	5	1	Total	N	Os	0	0
			7	6	1		
87	5	1	Total	N	Os	0	0
			7	6	1		

Continued on next page...

Continued from previous page...

Mol	Chain	Residues	Atoms			ZeroOcc	AltConf
87	5	1	Total	N	Os	0	0
			7	6	1		
87	5	1	Total	N	Os	0	0
			7	6	1		
87	5	1	Total	N	Os	0	0
			7	6	1		
87	5	1	Total	N	Os	0	0
			7	6	1		
87	5	1	Total	N	Os	0	0
			7	6	1		
87	5	1	Total	N	Os	0	0
			7	6	1		
87	5	1	Total	N	Os	0	0
			7	6	1		
87	5	1	Total	N	Os	0	0
			7	6	1		
87	5	1	Total	N	Os	0	0
			7	6	1		
87	5	1	Total	N	Os	0	0
			7	6	1		
87	5	1	Total	N	Os	0	0
			7	6	1		
87	5	1	Total	N	Os	0	0
			7	6	1		
87	5	1	Total	N	Os	0	0
			7	6	1		
87	5	1	Total	N	Os	0	0
			7	6	1		
87	5	1	Total	N	Os	0	0
			7	6	1		
87	5	1	Total	N	Os	0	0
			7	6	1		
87	5	1	Total	N	Os	0	0
			7	6	1		
87	5	1	Total	N	Os	0	0
			7	6	1		

Continued on next page...

Continued from previous page...

Mol	Chain	Residues	Atoms			ZeroOcc	AltConf
87	5	1	Total	N	Os	0	0
			7	6	1		
87	5	1	Total	N	Os	0	0
			7	6	1		
87	5	1	Total	N	Os	0	0
			7	6	1		
87	5	1	Total	N	Os	0	0
			7	6	1		
87	5	1	Total	N	Os	0	0
			7	6	1		
87	5	1	Total	N	Os	0	0
			7	6	1		
87	5	1	Total	N	Os	0	0
			7	6	1		
87	7	1	Total	N	Os	0	0
			7	6	1		
87	7	1	Total	N	Os	0	0
			7	6	1		
87	7	1	Total	N	Os	0	0
			7	6	1		
87	7	1	Total	N	Os	0	0
			7	6	1		
87	7	1	Total	N	Os	0	0
			7	6	1		
87	7	1	Total	N	Os	0	0
			7	6	1		
87	7	1	Total	N	Os	0	0
			7	6	1		
87	7	1	Total	N	Os	0	0
			7	6	1		
87	7	1	Total	N	Os	0	0
			7	6	1		
87	7	1	Total	N	Os	0	0
			7	6	1		

Continued on next page...

Continued from previous page...

Mol	Chain	Residues	Atoms			ZeroOcc	AltConf
87	8	1	Total	N	Os	0	0
			7	6	1		
87	8	1	Total	N	Os	0	0
			7	6	1		
87	8	1	Total	N	Os	0	0
			7	6	1		
87	8	1	Total	N	Os	0	0
			7	6	1		
87	8	1	Total	N	Os	0	0
			7	6	1		
87	8	1	Total	N	Os	0	0
			7	6	1		
87	8	1	Total	N	Os	0	0
			7	6	1		
87	8	1	Total	N	Os	0	0
			7	6	1		
87	8	1	Total	N	Os	0	0
			7	6	1		
87	8	1	Total	N	Os	0	0
			7	6	1		
87	8	1	Total	N	Os	0	0
			7	6	1		
87	8	1	Total	N	Os	0	0
			7	6	1		
87	13	1	Total	N	Os	0	0
			7	6	1		
87	13	1	Total	N	Os	0	0
			7	6	1		
87	13	1	Total	N	Os	0	0
			7	6	1		
87	14	1	Total	N	Os	0	0
			7	6	1		
87	14	1	Total	N	Os	0	0
			7	6	1		

Continued on next page...

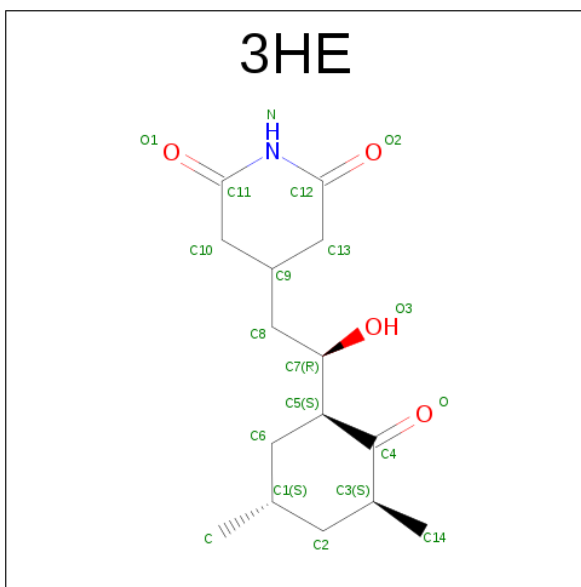
Continued from previous page...

Mol	Chain	Residues	Atoms			ZeroOcc	AltConf
87	l5	1	Total	N	Os	0	0
			7	6	1		
87	l5	1	Total	N	Os	0	0
			7	6	1		
87	l5	1	Total	N	Os	0	0
			7	6	1		
87	l9	1	Total	N	Os	0	0
			7	6	1		
87	m0	1	Total	N	Os	0	0
			7	6	1		
87	m0	1	Total	N	Os	0	0
			7	6	1		
87	m1	1	Total	N	Os	0	0
			7	6	1		
87	m4	1	Total	N	Os	0	0
			7	6	1		
87	m5	1	Total	N	Os	0	0
			7	6	1		
87	m6	1	Total	N	Os	0	0
			7	6	1		
87	m7	1	Total	N	Os	0	0
			7	6	1		
87	m8	1	Total	N	Os	0	0
			7	6	1		
87	n3	1	Total	N	Os	0	0
			7	6	1		
87	n9	1	Total	N	Os	0	0
			7	6	1		
87	o2	1	Total	N	Os	0	0
			7	6	1		
87	o3	1	Total	N	Os	0	0
			7	6	1		
87	o7	1	Total	N	Os	0	0
			7	6	1		
87	o9	1	Total	N	Os	0	0
			7	6	1		
87	q2	1	Total	N	Os	0	0
			7	6	1		

- Molecule 88 is ZINC ION (three-letter code: ZN) (formula: Zn).

Mol	Chain	Residues	Atoms		ZeroOcc	AltConf
88	q0	1	Total 1	Zn 1	0	0
88	D6	1	Total 1	Zn 1	0	0
88	Q2	1	Total 1	Zn 1	0	0
88	e1	1	Total 1	Zn 1	0	0
88	Q3	1	Total 1	Zn 1	0	0
88	D9	1	Total 1	Zn 1	0	0
88	E1	1	Total 1	Zn 1	0	0
88	Q0	1	Total 1	Zn 1	0	0
88	d7	1	Total 1	Zn 1	0	0
88	q3	1	Total 1	Zn 1	0	0
88	d9	1	Total 1	Zn 1	0	0
88	D7	1	Total 1	Zn 1	0	0
88	d6	1	Total 1	Zn 1	0	0
88	o7	1	Total 1	Zn 1	0	0
88	O7	1	Total 1	Zn 1	0	0
88	q2	1	Total 1	Zn 1	0	0

- Molecule 89 is 4-{(2R)-2-[(1S,3S,5S)-3,5-dimethyl-2-oxocyclohexyl]-2-hydroxyethyl}piperidine-2,6-dione (three-letter code: 3HE) (formula: C₁₅H₂₃NO₄).



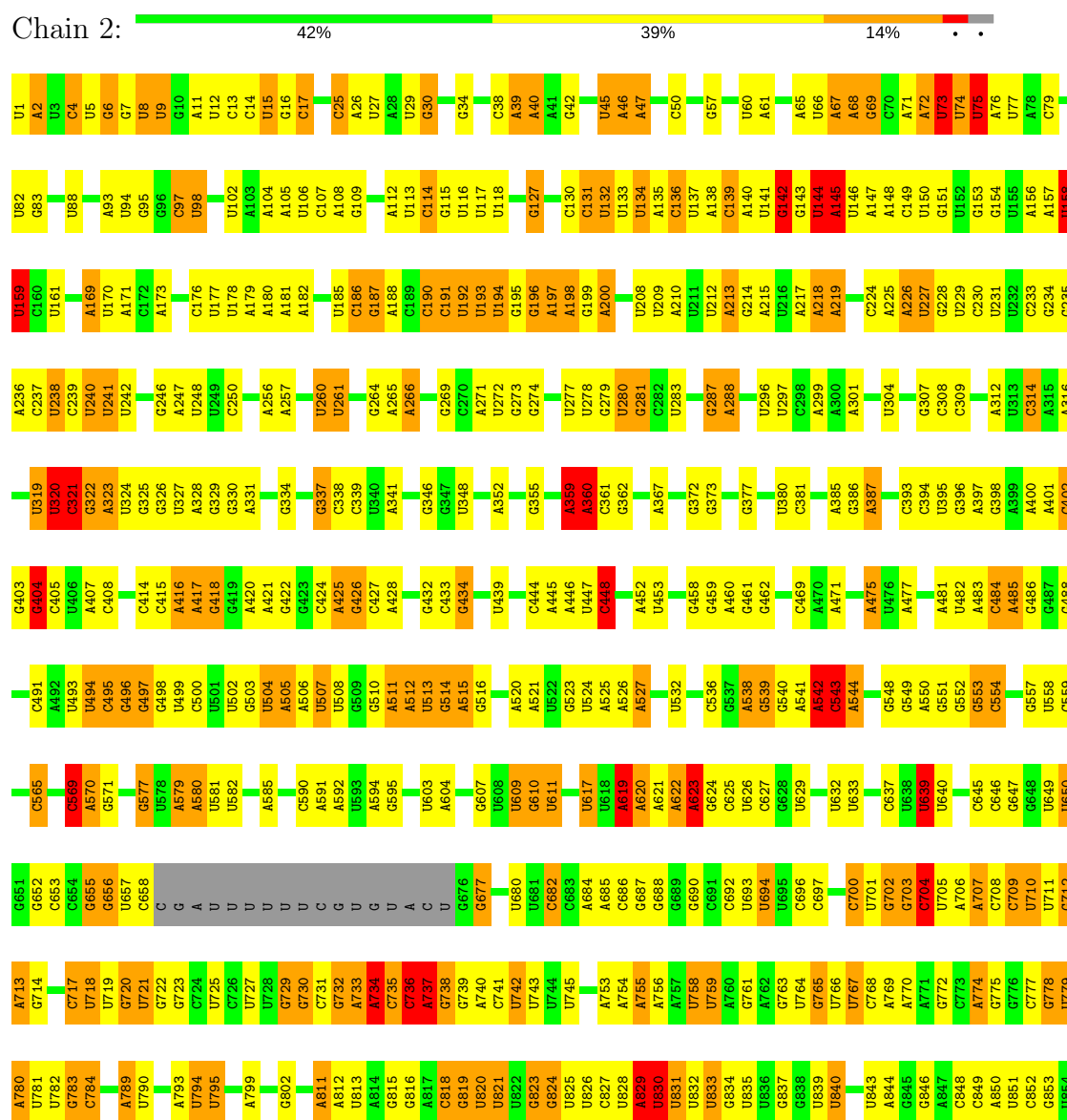
Mol	Chain	Residues	Atoms				ZeroOcc	AltConf
89	1	1	Total	C	N	O	0	0
			20	15	1	4		
89	5	1	Total	C	N	O	0	0
			20	15	1	4		

3 Residue-property plots

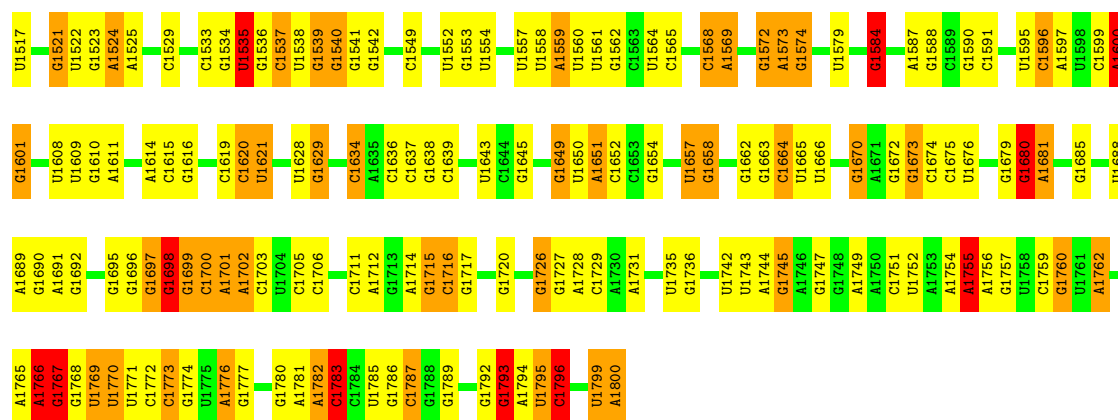
These plots are drawn for all protein, RNA and DNA chains in the entry. The first graphic for a chain summarises the proportions of the various outlier classes displayed in the second graphic. The second graphic shows the sequence view annotated by issues in geometry and electron density. Residues are color-coded according to the number of geometric quality criteria for which they contain at least one outlier: green = 0, yellow = 1, orange = 2 and red = 3 or more. A red dot above a residue indicates a poor fit to the electron density ($RSRZ > 2$). Stretches of 2 or more consecutive residues without any outlier are shown as a green connector. Residues present in the sample, but not in the model, are shown in grey.

Note EDS failed to run properly.

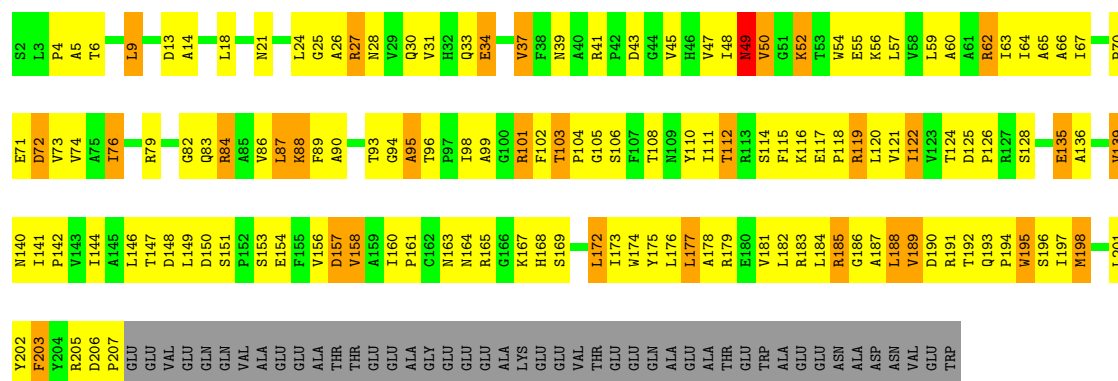
• Molecule 1: 18S ribosomal RNA




G1435	G1351	G1255	G1172	U1097	U920	U843	G768	U694	U617	U546	C479	U319	C233
A1436	G1354	A1256	U1175	U1098	A926	A844	A769	U695	U618	U547	G480	U320	G234
U1437	G1176	U1257	G1176	G1100	A926	G845	A770	C896	A619	G548	A481	C321	G235
A1444	U1259	U1258	G1180	G1101	A933	G846	C697	C697	A621	G549	C484	G322	A236
G1445	U1361	U1262	U1181	G1102	C834	C847	A774	U699	G622	G553	A485	A323	U240
A1446	U1181	G1263	U1182	U1103	C834	C848	G775	C700	A623	G552	G486	U324	U241
C1447	U1182	G1264	U1183	U1104	U935	C849	G775	U701	G624	A555	G487	G325	U242
G1448	C1365	G1264	A1183	C1105	G938	A850	G778	G702	C625	A556	G488	A401	G243
U1449	U1366	G1268	U1184	U1106	G942	U854	G779	U705	U626	G557	C489	A328	U245
U1450	U1369	U1269	U1185	G1107	C943	A855	A780	A706	C627	U558	C490	G329	G246
C1451	U1370	U1269	U1186	G1108	A1027	A856	U781	A706	C627	U558	C490	G330	G246
U1452	U1187	G1109	U1187	G1109	A944	U857	U782	A707	U629	C559	C491	A331	A247
G1455	C1190	G1114	C1190	G1114	U945	G858	G783	G783	A630	G562	U493	U332	U246
C1456	U1275	U1276	U1276	U1031	C950	A859	G787	U710	C637	U663	U494	A333	U249
C1457	U1277	G1277	A1193	U1117	A951	A863	A788	U712	U638	G564	C495	C340	A251
G1458	G1278	G1118	A1194	G1118	A952	U864	A789	A713	U639	C566	G496	U335	A251
C1459	C1195	G1119	A865	A865	G953	G866	A793	G714	U640	A567	G497	G336	U261
A1460	A1196	U1120	G866	G866	C956	G867	A793	U718	C645	C569	U499	G337	U262
C1461	G1199	C1122	U957	G968	G957	U719	U795	U719	C646	C570	U501	C338	G263
G1462	G1200	C1123	U958	G968	U958	G720	A795	G720	G647	A570	U502	U340	G264
C1470	U1286	G1124	U959	G872	U959	U721	A799	G722	G648	G571	G503	A341	A266
A1471	U1293	A1124	U960	U873	U960	G722	U800	G722	G648	G574	U504	U348	A271
C1388	G1201	G1127	U961	C374	U961	G723	G801	G723	G652	A505	A505	U349	A272
A1389	A1202	G1127	U961	C374	U961	G723	G801	G723	G653	A506	A506	U350	G273
A1390	A1202	G1127	U961	C374	U961	G723	G801	G723	C654	U578	U578	C351	G273
A1391	A1202	G1127	U961	C374	U961	G723	G801	G723	G655	A579	U508	A352	G274
C1392	A1202	G1127	U961	C374	U961	G723	G801	G723	G655	A580	U508	A353	C275
G1393	A1202	G1127	U961	C374	U961	G723	G801	G723	G655	A580	U508	A353	C275
C1394	A1202	G1127	U961	C374	U961	G723	G801	G723	G655	A580	U508	A353	C275
G1395	A1202	G1127	U961	C374	U961	G723	G801	G723	G655	A580	U508	A353	C275
A1388	A1202	G1127	U961	C374	U961	G723	G801	G723	G655	A580	U508	A353	C275
C1389	A1202	G1127	U961	C374	U961	G723	G801	G723	G655	A580	U508	A353	C275
A1471	A1202	G1127	U961	C374	U961	G723	G801	G723	G655	A580	U508	A353	C275
C1472	A1202	G1127	U961	C374	U961	G723	G801	G723	G655	A580	U508	A353	C275
U1473	A1202	G1127	U961	C374	U961	G723	G801	G723	G655	A580	U508	A353	C275
A1475	A1202	G1127	U961	C374	U961	G723	G801	G723	G655	A580	U508	A353	C275
C1476	A1202	G1127	U961	C374	U961	G723	G801	G723	G655	A580	U508	A353	C275
G1477	A1202	G1127	U961	C374	U961	G723	G801	G723	G655	A580	U508	A353	C275
A1478	A1202	G1127	U961	C374	U961	G723	G801	G723	G655	A580	U508	A353	C275
C1479	A1202	G1127	U961	C374	U961	G723	G801	G723	G655	A580	U508	A353	C275
G1480	A1202	G1127	U961	C374	U961	G723	G801	G723	G655	A580	U508	A353	C275
A1481	A1202	G1127	U961	C374	U961	G723	G801	G723	G655	A580	U508	A353	C275
C1482	A1202	G1127	U961	C374	U961	G723	G801	G723	G655	A580	U508	A353	C275
A1483	A1202	G1127	U961	C374	U961	G723	G801	G723	G655	A580	U508	A353	C275
G1488	A1202	G1127	U961	C374	U961	G723	G801	G723	G655	A580	U508	A353	C275
U1489	A1202	G1127	U961	C374	U961	G723	G801	G723	G655	A580	U508	A353	C275
C1490	A1202	G1127	U961	C374	U961	G723	G801	G723	G655	A580	U508	A353	C275
A1491	A1202	G1127	U961	C374	U961	G723	G801	G723	G655	A580	U508	A353	C275
A1492	A1202	G1127	U961	C374	U961	G723	G801	G723	G655	A580	U508	A353	C275
A1493	A1202	G1127	U961	C374	U961	G723	G801	G723	G655	A580	U508	A353	C275
C1494	A1202	G1127	U961	C374	U961	G723	G801	G723	G655	A580	U508	A353	C275
G1498	A1202	G1127	U961	C374	U961	G723	G801	G723	G655	A580	U508	A353	C275
G1502	A1202	G1127	U961	C374	U961	G723	G801	G723	G655	A580	U508	A353	C275
A1503	A1202	G1127	U961	C374	U961	G723	G801	G723	G655	A580	U508	A353	C275
G1504	A1202	G1127	U961	C374	U961	G723	G801	G723	G655	A580	U508	A353	C275
A1505	A1202	G1127	U961	C374	U961	G723	G801	G723	G655	A580	U508	A353	C275
G1506	A1202	G1127	U961	C374	U961	G723	G801	G723	G655	A580	U508	A353	C275
G1507	A1202	G1127	U961	C374	U961	G723	G801	G723	G655	A580	U508	A353	C275
U1508	A1202	G1127	U961	C374	U961	G723	G801	G723	G655	A580	U508	A353	C275
C1509	A1202	G1127	U961	C374	U961	G723	G801	G723	G655	A580	U508	A353	C275
U1514	A1202	G1127	U961	C374	U961	G723	G801	G723	G655	A580	U508	A353	C275
A1515	A1202	G1127	U961	C374	U961	G723	G801	G723	G655	A580	U508	A353	C275
A1516	A1202	G1127	U961	C374	U961	G723	G801	G723	G655	A580	U508	A353	C275



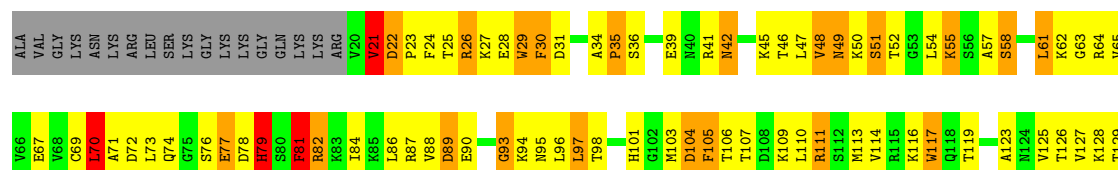
• Molecule 2: 40S ribosomal protein S0-A

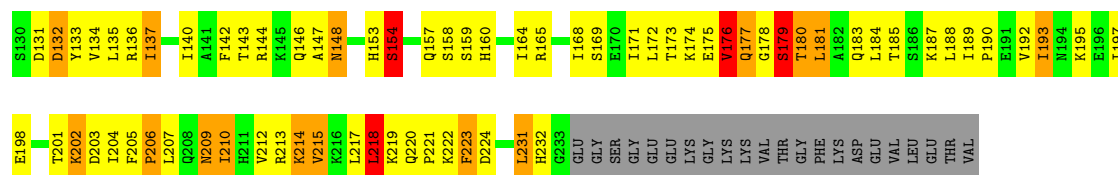


• Molecule 2: 40S ribosomal protein S0-A



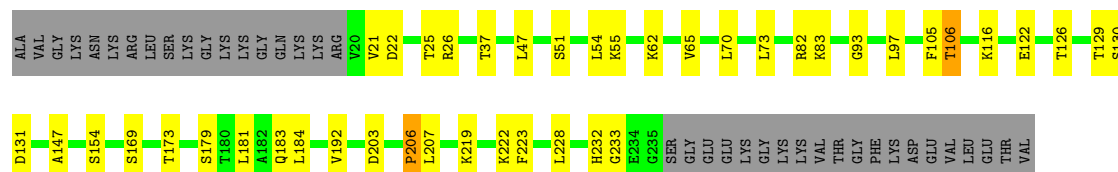
• Molecule 3: 40S ribosomal protein S1-A





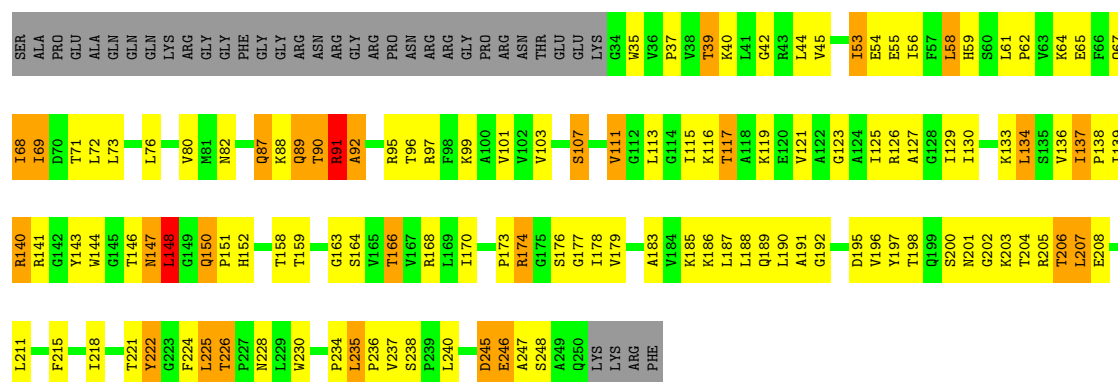
• Molecule 3: 40S ribosomal protein S1-A

Chain s1: 68% 16% 15%



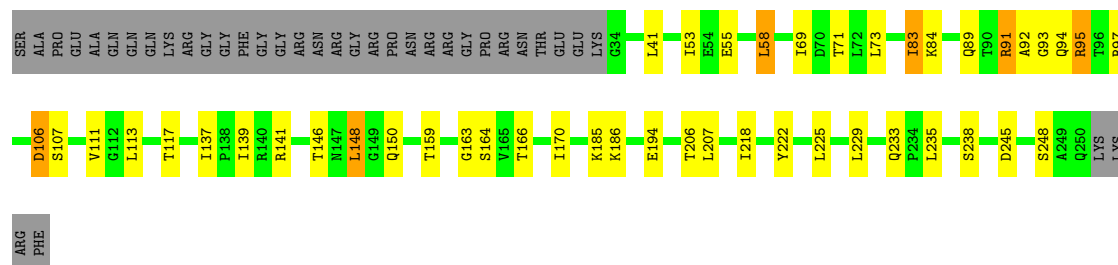
• Molecule 4: 40S ribosomal protein S2

Chain S2: 37% 37% 11% 14%



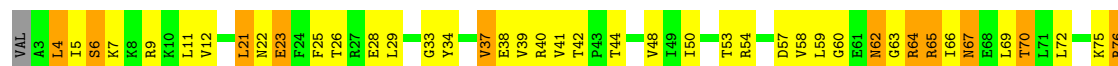
• Molecule 4: 40S ribosomal protein S2

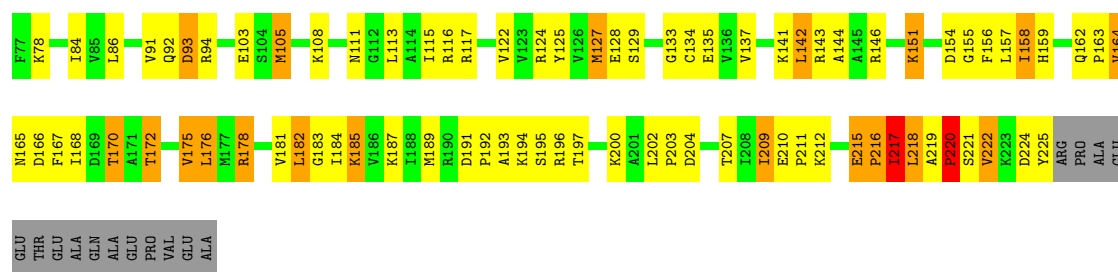
Chain s2: 68% 16% 14%



• Molecule 5: 40S ribosomal protein S3

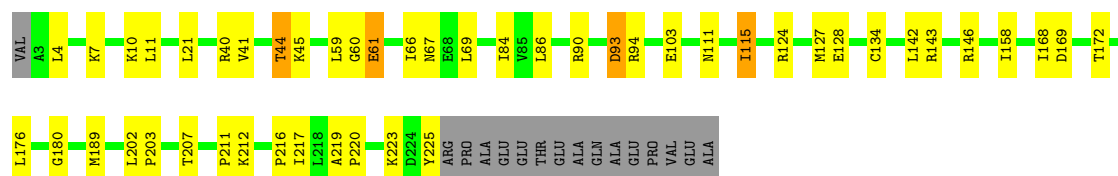
Chain S3: 41% 38% 13% 7%





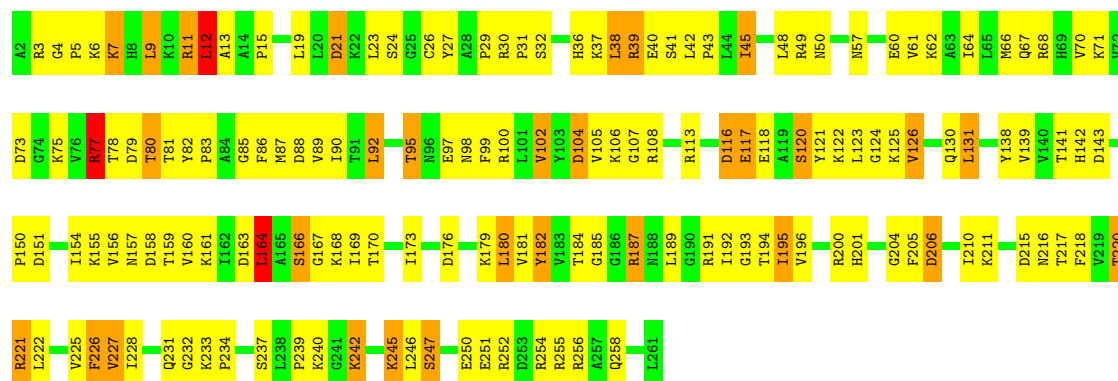
• Molecule 5: 40S ribosomal protein S3

Chain s3: 73% 18% 7%



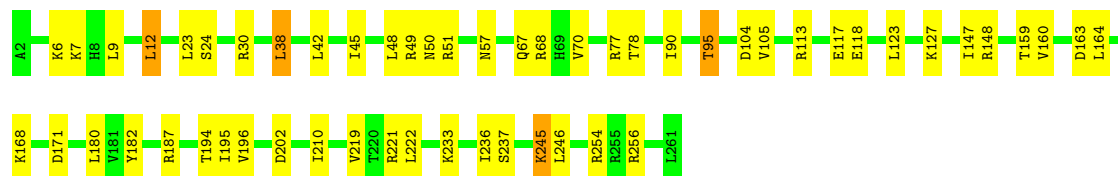
• Molecule 6: 40S ribosomal protein S4-A

Chain S4: 40% 47% 12%



• Molecule 6: 40S ribosomal protein S4-A

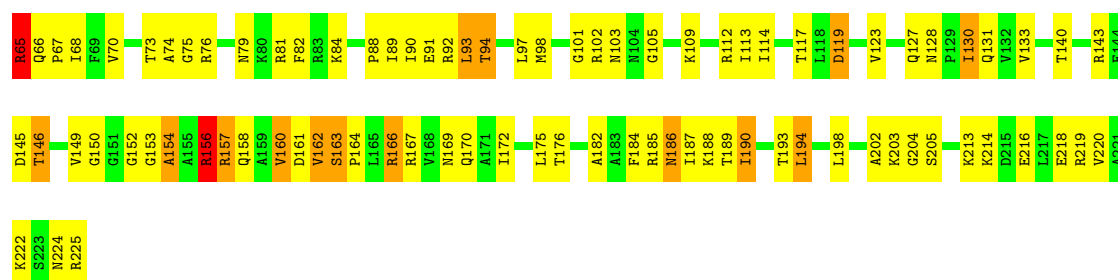
Chain s4: 79% 20%



• Molecule 7: 40S ribosomal protein S5

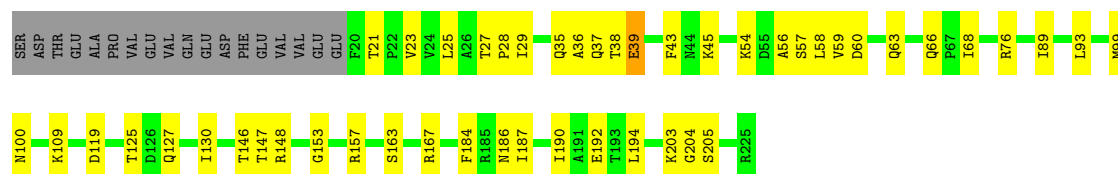
Chain S5: 38% 42% 10% 8%





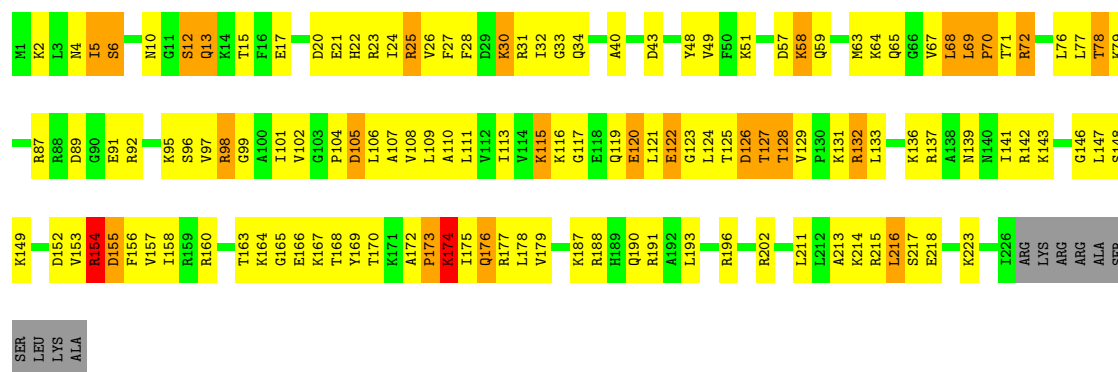
• Molecule 7: 40S ribosomal protein S5

Chain s5: 71% 21% 8%



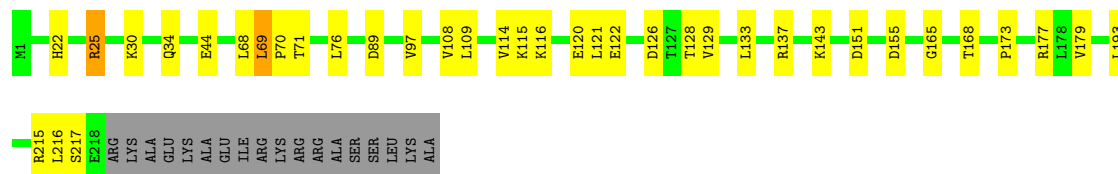
• Molecule 8: 40S ribosomal protein S6-A

Chain S6: 41% 44% 11%



• Molecule 8: 40S ribosomal protein S6-A

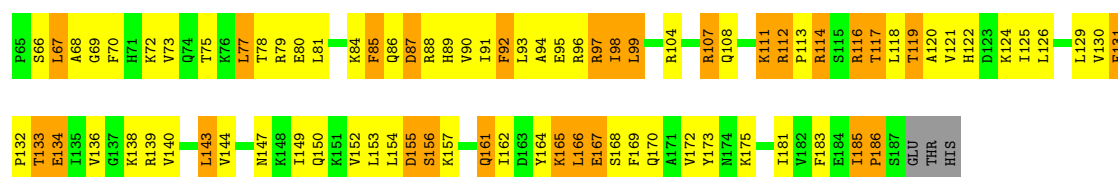
Chain s6: 77% 15% 8%



• Molecule 9: 40S ribosomal protein S7-A

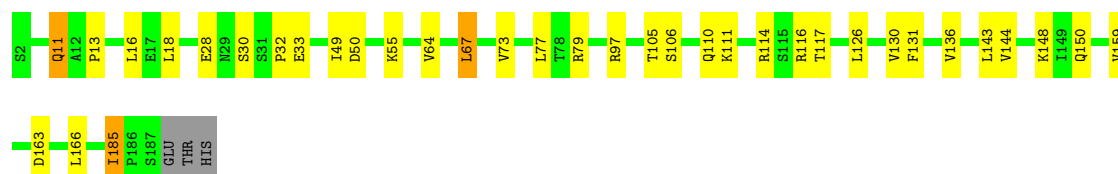
Chain S7: 29% 46% 22%





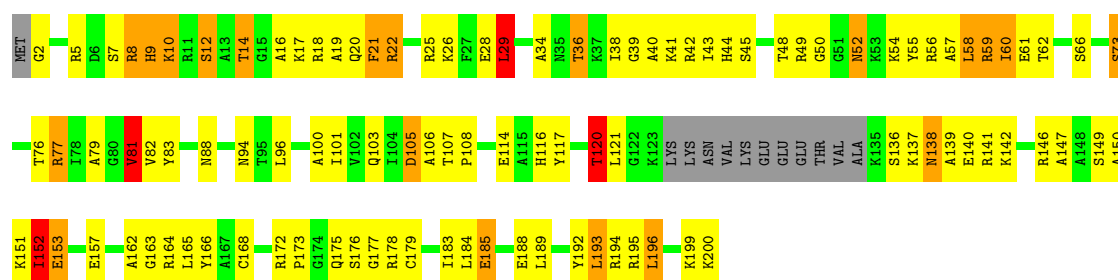
• Molecule 9: 40S ribosomal protein S7-A

Chain s7: 79% 17% • •



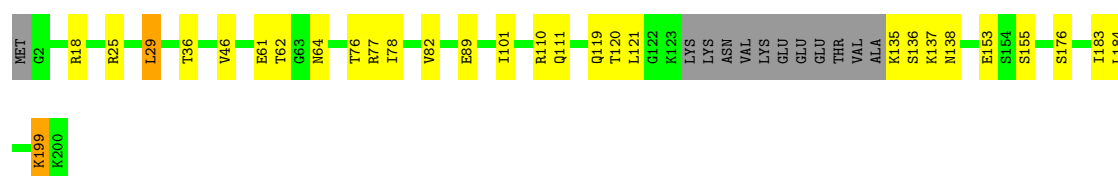
• Molecule 10: 40S ribosomal protein S8-A

Chain S8: 42% 41% 10% 6% • •



• Molecule 10: 40S ribosomal protein S8-A

Chain s8: 80% 14% 6% • •

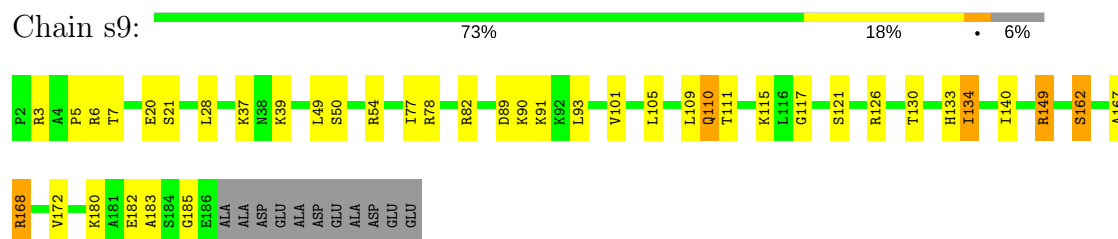


• Molecule 11: 40S ribosomal protein S9-A

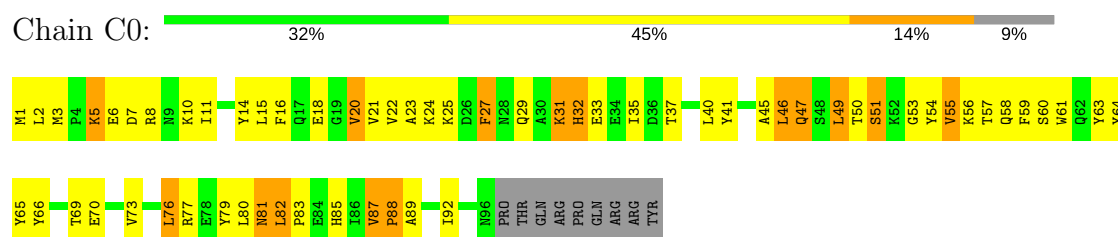
Chain S9: 36% 44% 13% 6% • •



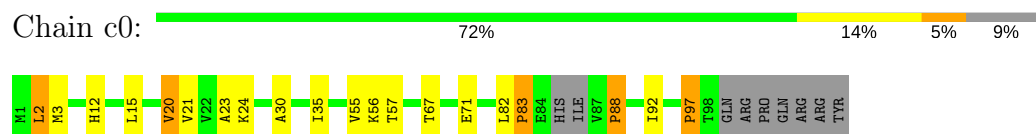
- Molecule 11: 40S ribosomal protein S9-A



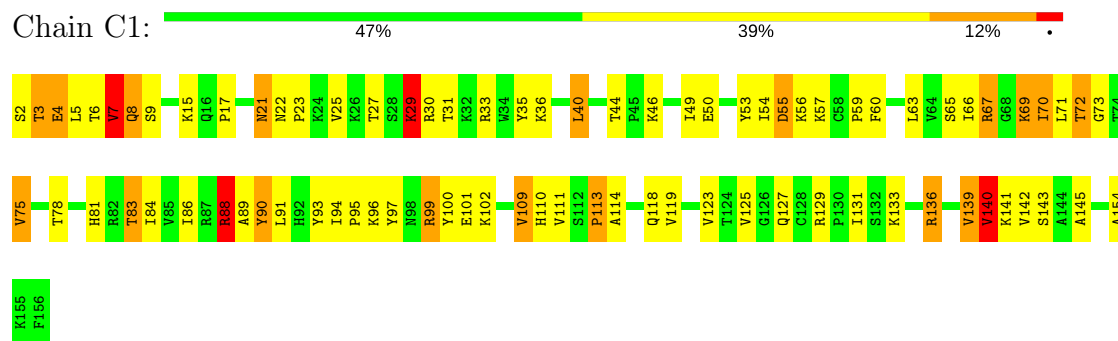
- Molecule 12: 40S ribosomal protein S10-A



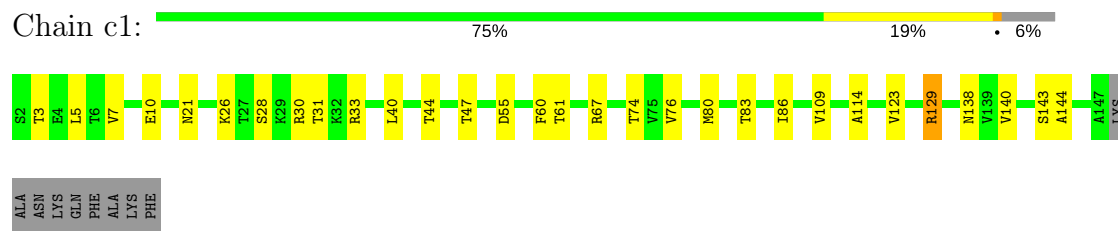
- Molecule 12: 40S ribosomal protein S10-A



- Molecule 13: 40S ribosomal protein S11-A

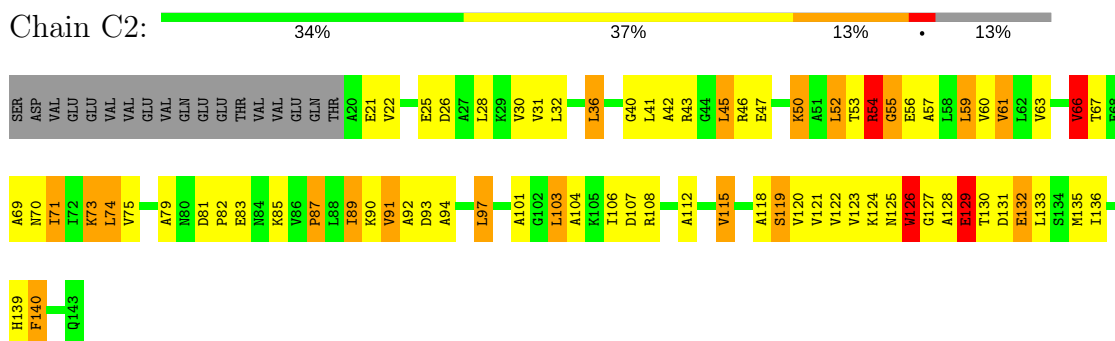


- Molecule 13: 40S ribosomal protein S11-A



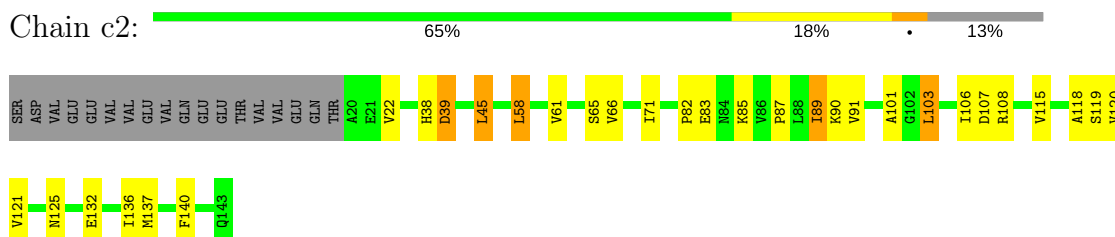
- Molecule 14: 40S ribosomal protein S12

Chain C2:




- Molecule 14: 40S ribosomal protein S12

Chain c2:



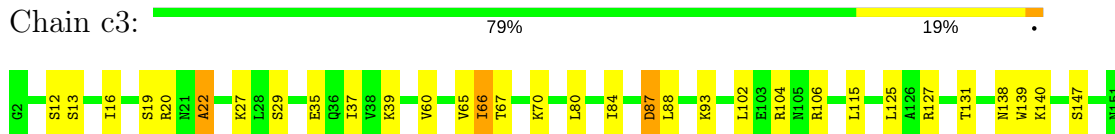
- Molecule 15: 40S ribosomal protein S13

Chain C3:



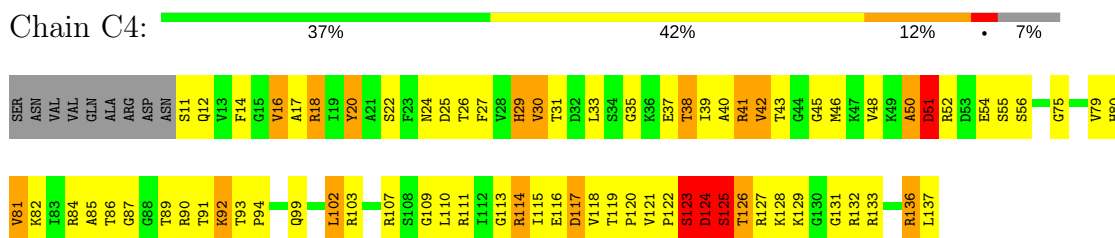
- Molecule 15: 40S ribosomal protein S13

Chain c3:



- Molecule 16: 40S ribosomal protein S14-A

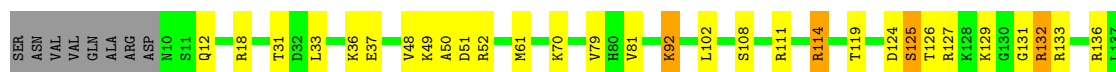
Chain C4:



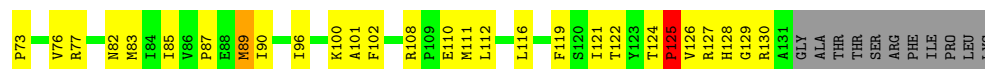
- Molecule 16: 40S ribosomal protein S14-A

Chain c4:





- Molecule 17: 40S ribosomal protein S15



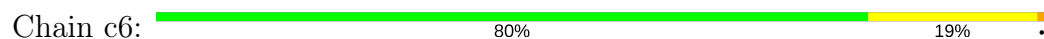
- Molecule 17: 40S ribosomal protein S15



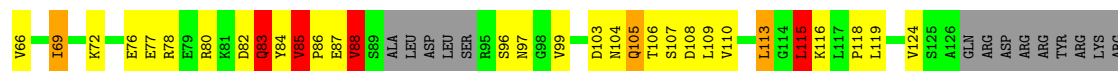
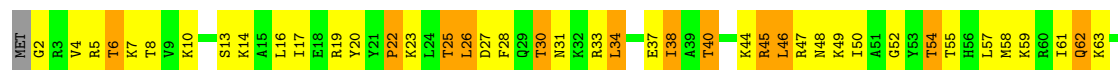
- Molecule 18: 40S ribosomal protein S16-A



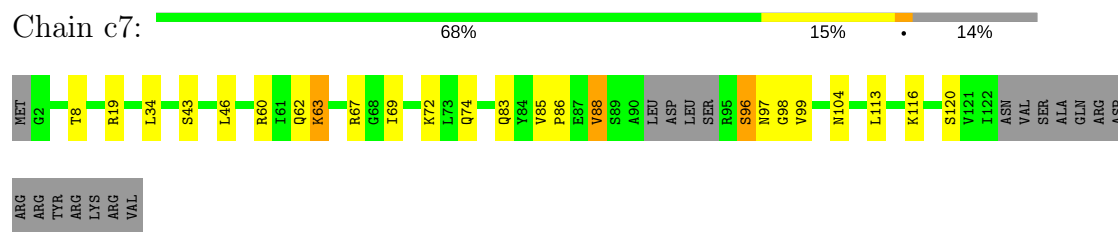
- Molecule 18: 40S ribosomal protein S16-A



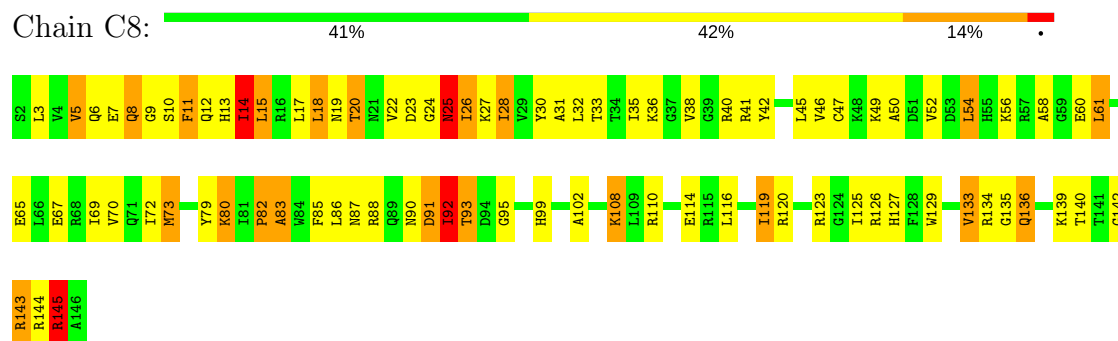
- Molecule 19: 40S ribosomal protein S17-A



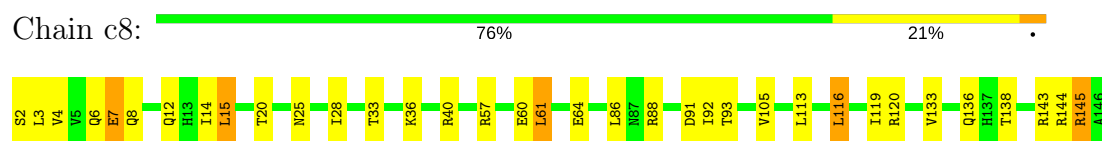
- Molecule 19: 40S ribosomal protein S17-A



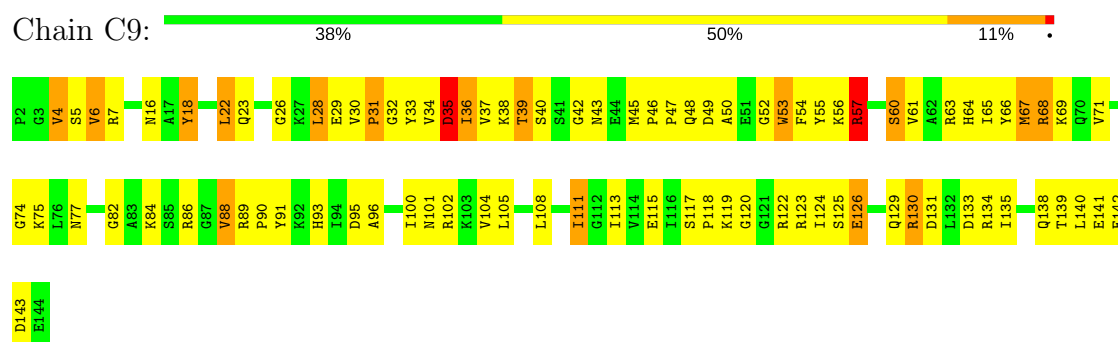
- Molecule 20: 40S ribosomal protein S18-A



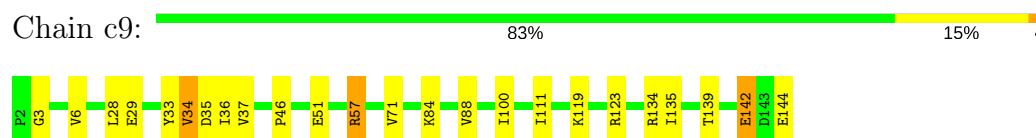
- Molecule 20: 40S ribosomal protein S18-A



- Molecule 21: 40S ribosomal protein S19-A

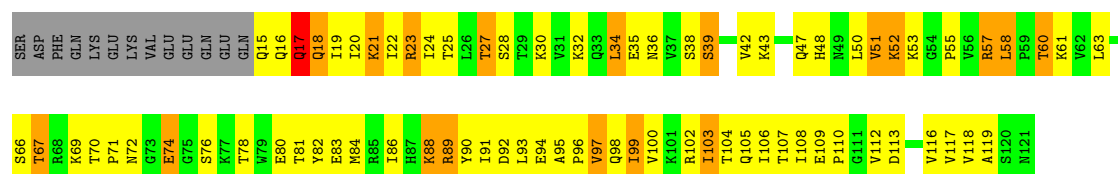


- Molecule 21: 40S ribosomal protein S19-A



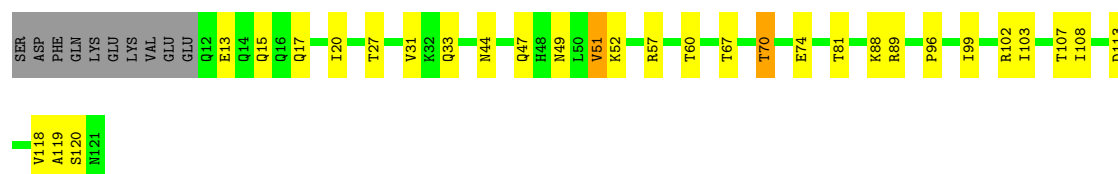
- Molecule 22: 40S ribosomal protein S20





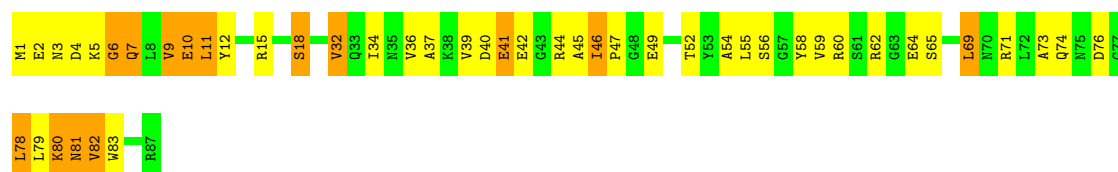
- Molecule 22: 40S ribosomal protein S20

Chain d0: 67% 23% 8%



- Molecule 23: 40S ribosomal protein S21-A

Chain D1: 46% 38% 16%



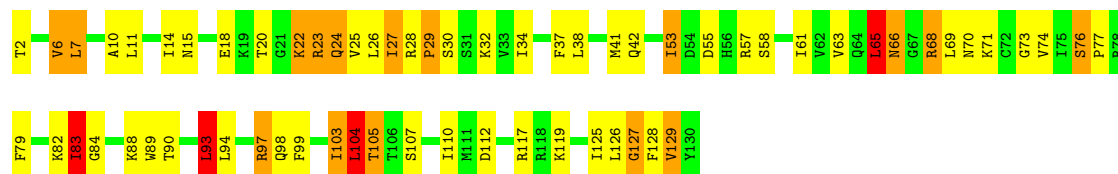
- Molecule 23: 40S ribosomal protein S21-A

Chain d1: 84% 15%



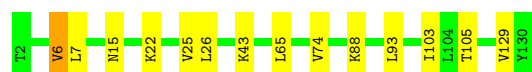
- Molecule 24: 40S ribosomal protein S22-A

Chain D2: 50% 35% 12%

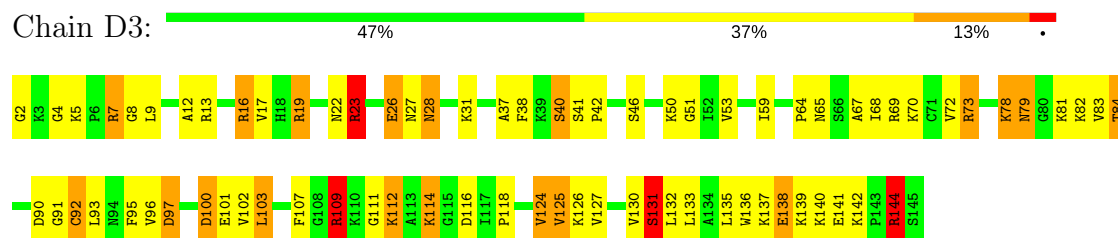


- Molecule 24: 40S ribosomal protein S22-A

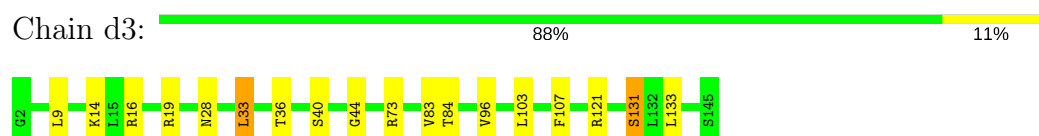
Chain d2: 89% 10%



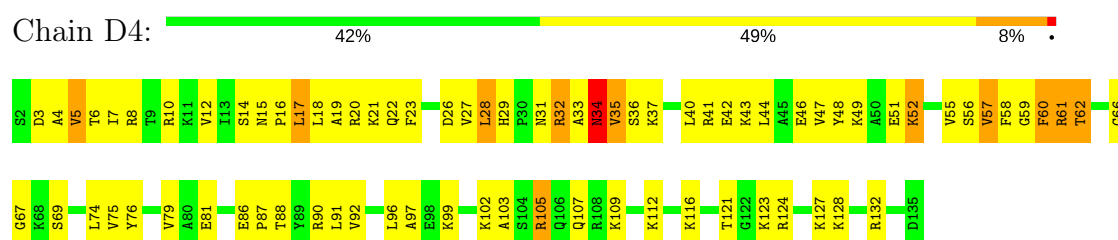
- Molecule 25: 40S ribosomal protein S23-A



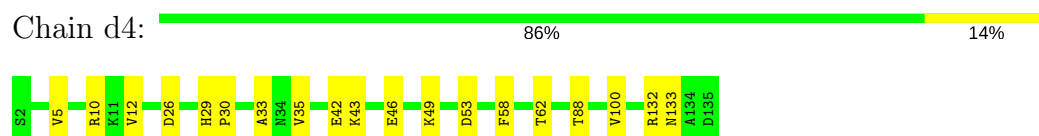
- Molecule 25: 40S ribosomal protein S23-A



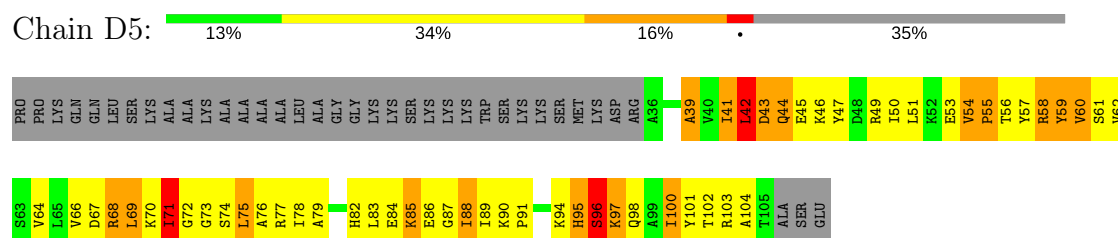
- Molecule 26: 40S ribosomal protein S24-A



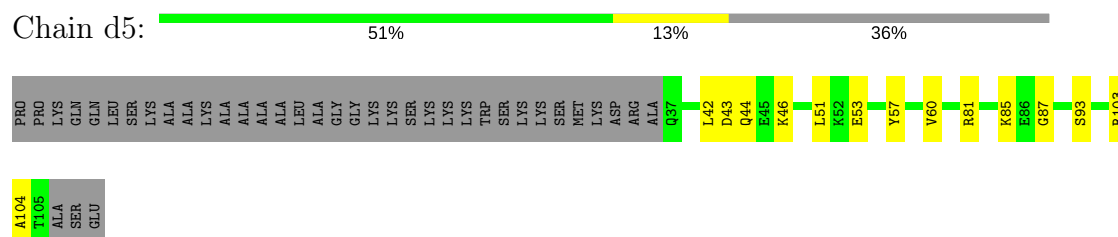
- Molecule 26: 40S ribosomal protein S24-A



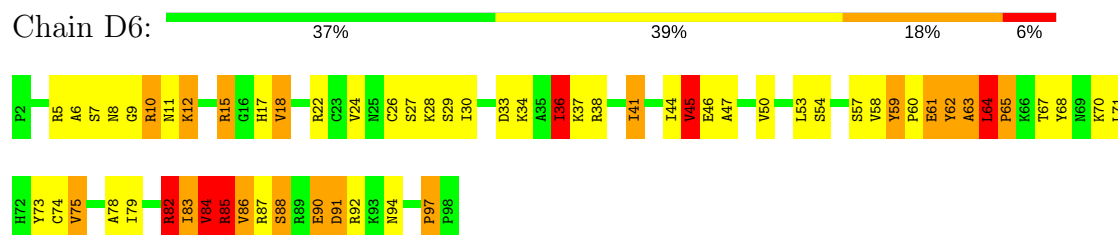
- Molecule 27: 40S ribosomal protein S25-A



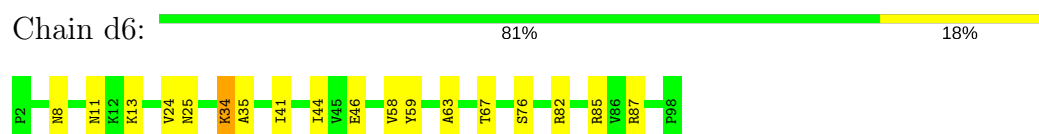
- Molecule 27: 40S ribosomal protein S25-A



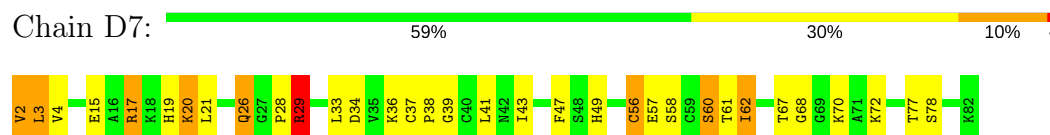
- Molecule 28: 40S ribosomal protein S26-B



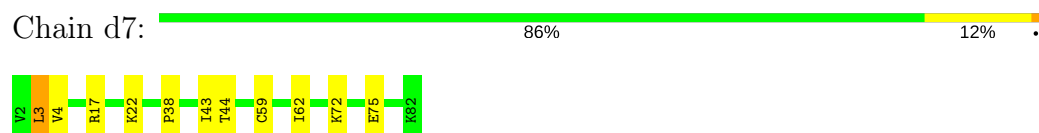
- Molecule 28: 40S ribosomal protein S26-B



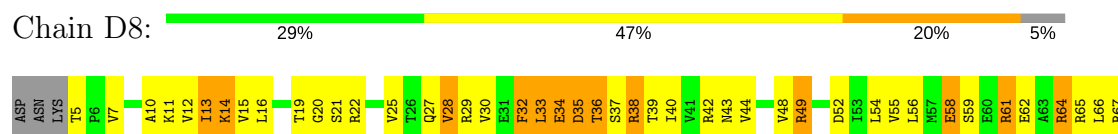
- Molecule 29: 40S ribosomal protein S27-A



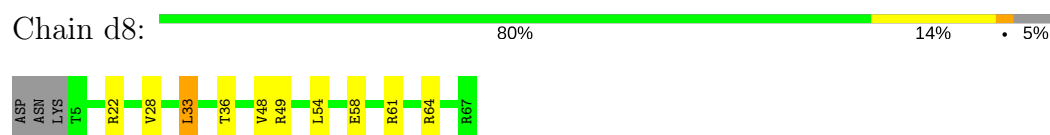
- Molecule 29: 40S ribosomal protein S27-A



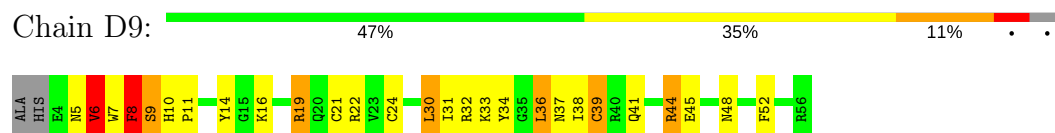
- Molecule 30: 40S ribosomal protein S28-A



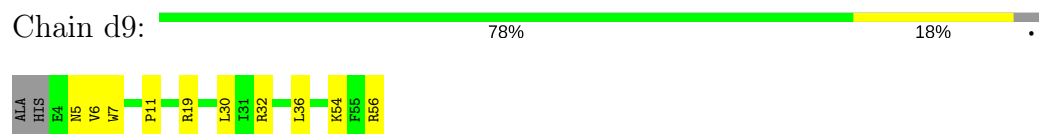
- Molecule 30: 40S ribosomal protein S28-A



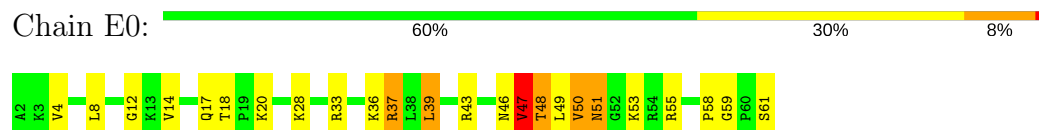
- Molecule 31: 40S ribosomal protein S29-A



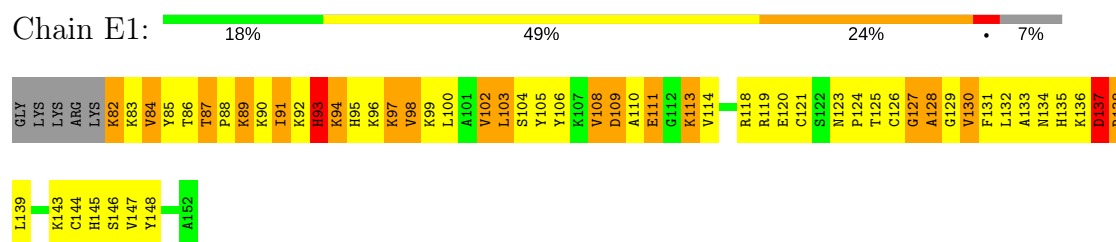
- Molecule 31: 40S ribosomal protein S29-A



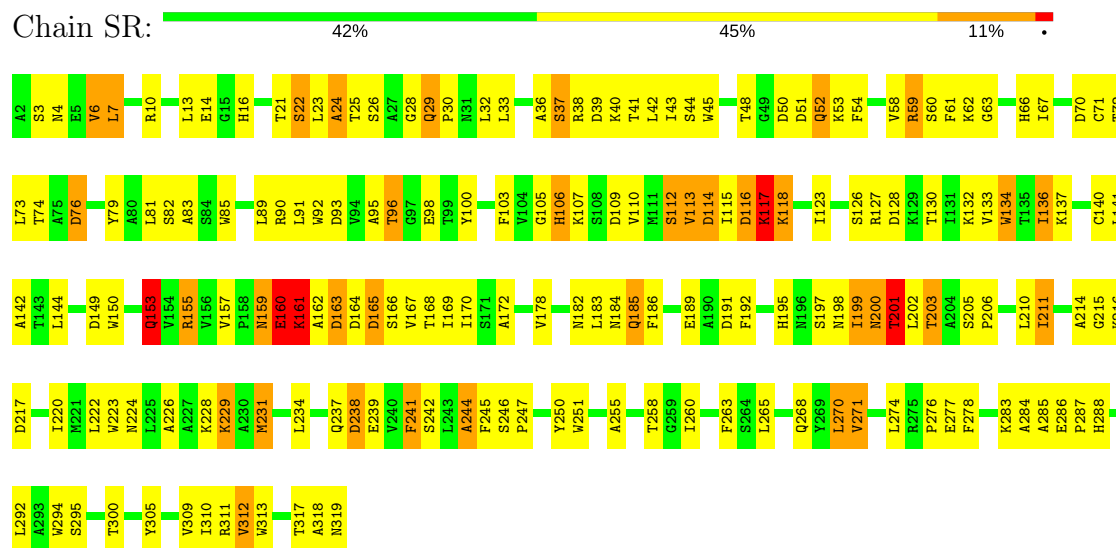
- Molecule 32: 40S ribosomal protein S30-A



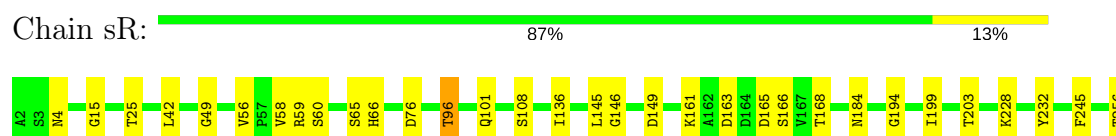
- Molecule 33: Ubiquitin-40S ribosomal protein S31

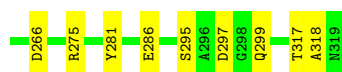


- Molecule 34: Guanine nucleotide-binding protein subunit beta-like protein



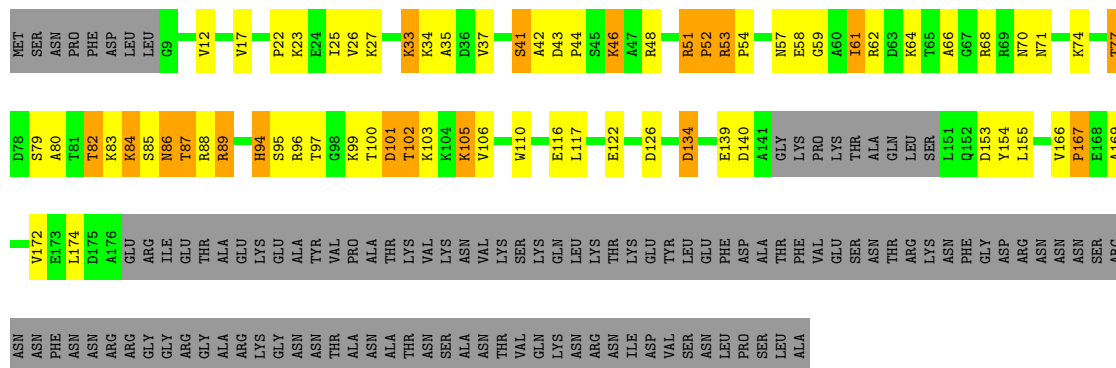
- Molecule 34: Guanine nucleotide-binding protein subunit beta-like protein






- Molecule 35: Suppressor protein STM1

Chain SM:



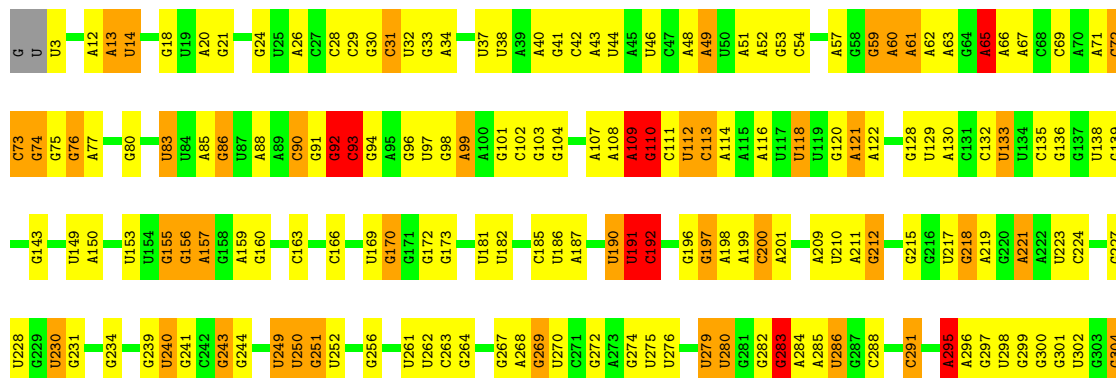
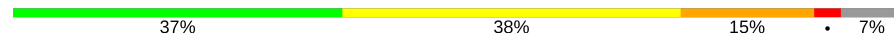
- Molecule 35: Suppressor protein STM1

Chain sM:



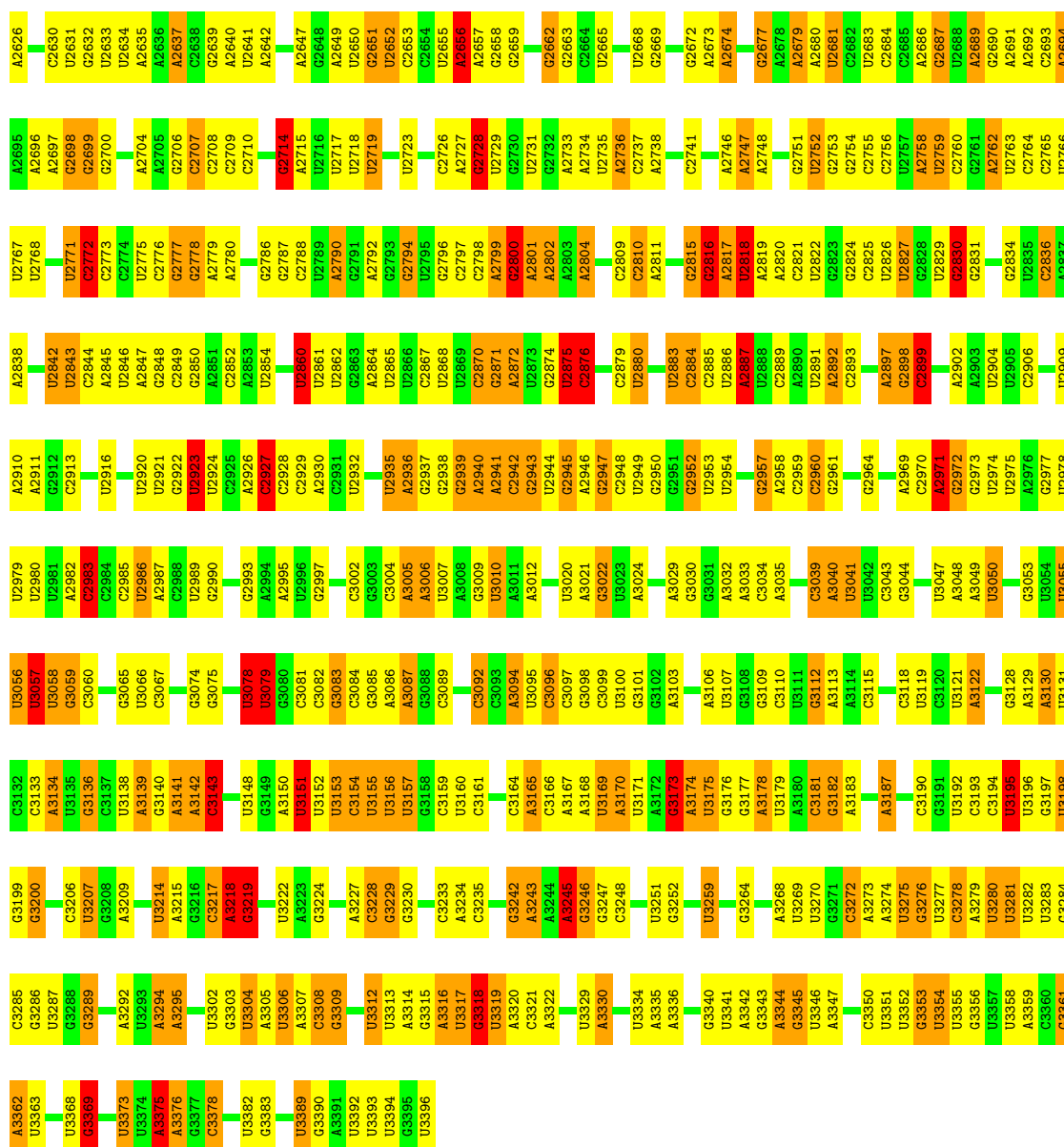
- Molecule 36: 25S ribosomal RNA

Chain 1:



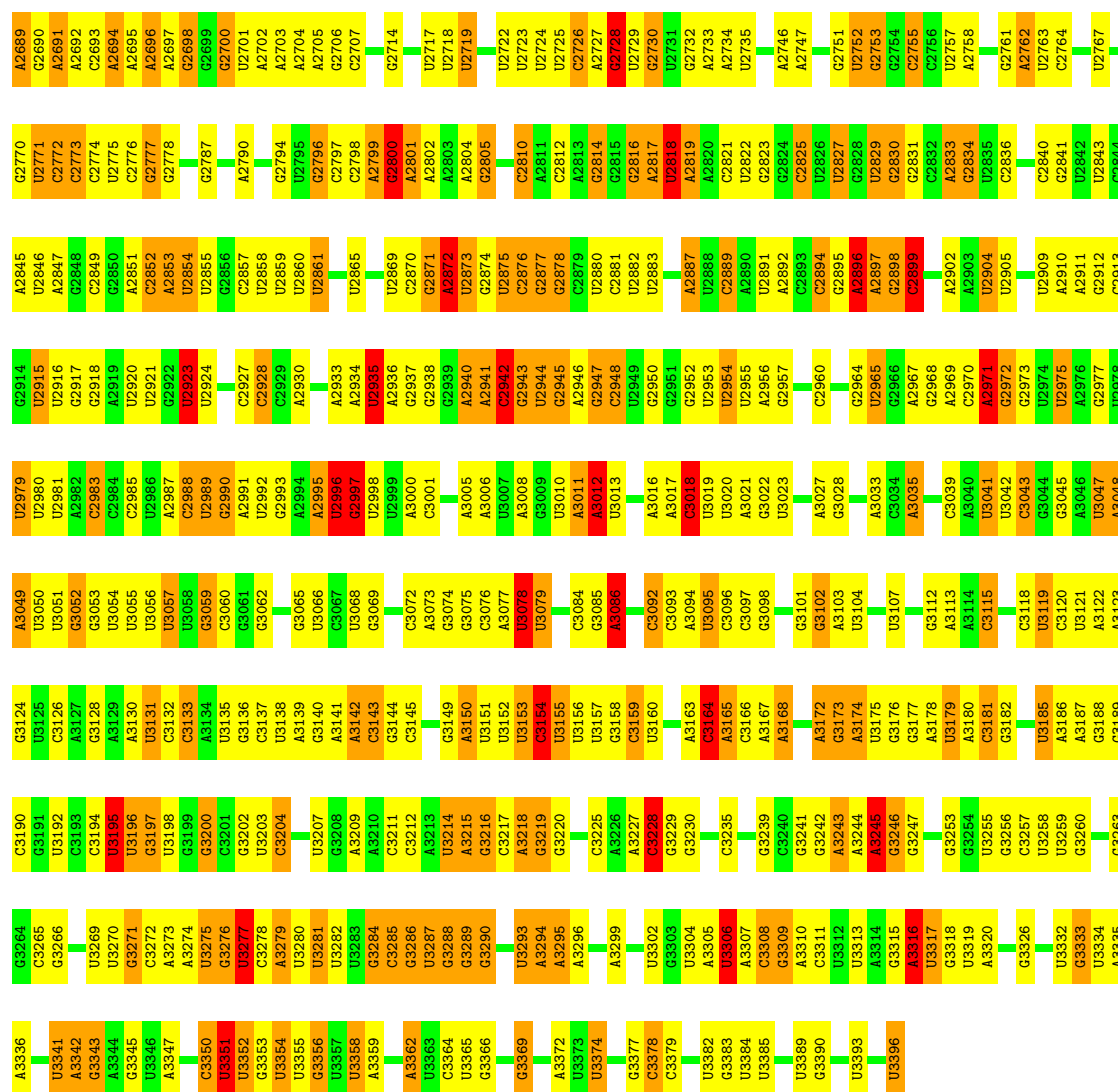


U2558	C	A2424	C2362	A2279	C2202	A2131	U1942	C1866	U1785	U1686	C1590	G1520	G1447
U2559	C	G2425	A2362	A2280	U2203	C2132	U1947	A1867	G1786	U1687	G1591	G1521	G1450
C2560	A	U2426	G2363	A2281	C2204	U2133	G1948	G1868	A1787	U1688	G1592	U1522	C1451
A2562	U	U2427	A2364	U2282	U2205	G2134	U1951	G	C1788	U1689	A1593	U1523	A1452
G2563	A	U2433	C2365	G2283	G2206	U2135	G1952	G1878	G1789	U1695	U1595	G1524	A1453
C2564	C	U2434	C2366	C2284	A2207	C2136	G1953	A1879	G1790	U1696	C1596	U1525	A1454
U2565	C	G2435	A2367	C2285	U2208	U2137	G1954	U1880	G1791	U1697	C1597	U1526	U1455
C2566	U	U2436	A2368	G2288	G2210	A2138	U1955	U1881	U1795	C1701	G1598	C1527	
C2567	U	G2437	G2370	U2289	U2211	U2139	A	G	G1796	U1702	G1599	G1528	
C2568	U	A2438	G2371	U2290	A2213	U2140	U1956	A1886	A1797	G1706	U1530	U1530	
A2569	A	A2439	A2372	C2293	A2214	A2142	G	U	A1798	U1707	A1602	U1531	U1458
U2570	C		A2373	U2294	A2215	A2143	U	A1887	A1799	A1707	A1603	U1532	A1460
U2571	A		C2374	A2296	G2216	A2144	U	U1888			G1604	U1533	A1461
C2572	G	G2442	G2375	U2297	U2217		A	G1889	G1807	A1715	A1605	A1534	A1462
U2573	G	A2443	G2376	U2298	G2218	A2147	U	U1890	G1808	U1716	U1537	U1537	U1463
U2574	G	U2444	G2377	A2299	G2219	U2148	U	A1891	A1809	U1717	U1538	U1538	U1464
G2575	U	A2445	G2378	U2300	A2220	U2149	C	U1892	A1810	G1718	G1610	U1539	A1467
C2576	U	U	C2379	G2302	A2221	G2150	C	A1893		U1719	A1612	G1541	A1468
C2577	A	A		U2303	A2222	G2151	U	U1894	A1814	U1720	G1613	G1542	A1477
U2578	G	G	C2383	G2305	A2223	A2152	U	A1895	U1815	U1721	C1614	G1543	U1478
	A	A	A2384	G2306	U2224	U2153	A	G1896	A1816	U1722	C1615	U1546	U1479
C2582	G	G	G2385	G2307	U2225	U2154	U	U1897	G1817	A1723	U1616	G1547	U1480
C2583	U	U	G2386	C2308	U2226	G2155	G	U1898	U1818	U1724	G1617		A1481
G2584	U	U	U2388	C2309	C2227	C2156	U	A1900	U1819	G1725	G1618		A1482
C2585	G	U	C2389	U2310	A2228	G2157	C	U1901	U1820		A1619	U1553	U1483
G2586	U	U	A2390	U2311	A2229	U2158	U	G1902	U1821	U1732	U1620	U1554	U1484
	A	A	G2391	A2313	A2233	U2159	G	U1903	G1825	G1733	U1629	C1556	U1485
C2592	G	G	C2392	U2314	A2234	G2160	C	C1904		G1734	U1630	U1565	U1486
C2593	A	A	G2393	G2315	G2236		C	G1905			U1631	U1566	G1486
C2594	A	A	G2394	G2316	C2237	C2163	U	U1906	U1831	U1740	U1632	U1567	G1487
A2595	U	U	C2395	A2317		G2164	C	G1907	C1832	U1741	A1633	G1560	G1488
	A	A	G2396	U2318	U2241	U2165	C	U1908	U1833	U1742	C1634	U1561	A1489
C2598	G	U	A2397	U2319	A2242	A2166	U	A1909	A1834		G1635	C1562	A1490
U2599	G	G	C2398	G2320	A2243	A2167	C	A1910	A1835	G1748	U1636	C1563	
C2600	U	U	A2399	A2321	A2244	A2168	U	G1911		A1749	U1636	U1564	G1493
A2601	G	U	C2400	C2322	C2245	G2169	G	U1912	G1838	A1750	U1636	U1565	U1494
G2602	G	G	G2401	G2323	G2246	U2170	C	A1915	A1839	A1751	U1636	U1566	U1495
	A	A	A2402	U2324	G2247	U2175	U	U1916	A1840	G1752	U1636	U1567	C1496
C2603	G	G	G2403	C2331	C2248	U2176	C	C1917	A1841	U1753	A1643	U1568	C1497
U2611	A	U	A2404	U2334	G2249	G2177	U	U1918	A1842	G1758	U1644	U1569	A1498
C2612	C	C	C2405	U2335	G2250	G2178	A	G1919		C1759	U1645	U1570	C1499
G2613	U	U	G2406	G2336	C2251	A2179	C	U1920	G1845	A1760	G1646		A1503
C2614	U	U	C2407	U2337	G2252	C2179	U	A1921	C1846	C1761		G1573	A1504
A2615	C	C	U2408	U2338	G2253		A	U1922	A1847	C1762	G1650	C1574	C1505
C2616	G	G	G2409	C2339	A2254	A2182	U	C1923	G1848	U1763	U1651	A1575	A1506
U2617	A	U	U2410	U2340	A2255	A2183	G	U1924	C1849	U1764		G1576	G1507
G2618	G	G	U2411	A2341	A2256	U2184	U	C1925	A1850	U1765	C1657	G1577	C1508
U2619	C	U	U2412	U2342	G2257	G2185	C	G1926	G1851	G1766	U1659	C1578	A1509
G2620	G	G	G2413	C2343	U2258	U2186	U	A1927	G1852	C1767	C1660	C1579	A1510
C2621	C	C	G2414	U2344	U2259	U2187	A	U1931	U1853			A1580	U1511
U2622	A	A	G2415	U2345	G2260	G2188	U	U1932	C1854	G1770	C1581	C1581	U1512
G2623	G	U	U2416	C2350	A2261	A2189	G	C1933	A1855	C1771	C1665	A1582	G1513
C2624	U	U	U2417	U2351	A2262	U2189	U	U1934	C1856	G1778	U1584	G1583	G1514
C2625	A	A	G2418	U2352	G2263	U2191	C	G1935	A1857	C1779	G1674	U1585	G1515
	G	G	A2419	G2355	U2264	C2192	U	U1936	A1858	G1780	C1675	G1586	C1516
U2626	C	C	C2420	A2356	G2272	U2193	G	U1938	A1859	C1781	A1676	U1587	U1517
C2627	A	A	U2421	A2357	G2273	A2125	U	G1939	G1940			A1588	U1518
G2628	U	U	C2422	A2358			C	C1941	G1863	G1784		A1589	G1519
C2629	A	A	U2423	C2359	C2278	G2201	U						



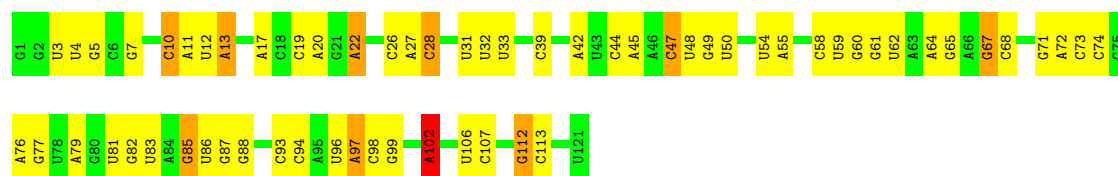
C1432	A1433	A1363	G1285	A1183	G1127	A1055	U985	A914	G835	C743	G674	U622	A522	U	A395	C311
G1433	G1434	C1364	A1294	G1194	U1128	U1056	U986	A915	A836	A744	C675	A603	A523	C	A396	U314
A1435	G1295	C1195	A1195	A1129	A1130	U1057	U988	G916	A837	U748	A677	G604	U528	U	A397	C315
U1436	C1296	A1197	G1131	G1132	G1133	G1059	A989	C918	C839	C749	U679	A608	G530	C	A398	A319
C1437	G1367	C1198	U990	C1132	A1133	A1062	G991	A920	C840	C753	G680	G609	G531	C	A400	A323
U1438	U1368	A1199	A1200	A1133	A1134	G1063	A992	A921	A847	C758	U681	G610	U534	U	U401	A328
G1439	A1369	C1201	C1201	G1135	A1135	A1064	G993	U922	A848	C758	U682	A611	G535	C	A402	U328
U1440	A1370	A1202	A1302	U1138	U1138	G1066	U995	G924	U850	G763	U683	G613	U539	U	G404	U329
G1441	A1303	U1205	A1205	U1138	U1138	G1066	A996	A925	C851	U764	G686	C618	C543	U	U405	G330
U1445	U1304	G1206	G1206	C1141	C1141	C1069	A997	A926	U852	C765	U687	A619	C546	G	G406	G337
U1446	G1306	G1207	G1207	G1142	G1142	U1070	A998	C927	G853	U766	G688	A620	G547	G	A407	A338
G1447	U1379	U1208	U1208	A1143	A1143	U1071	G999	C928	G857	U767	U689	A621	G548	U	A408	C339
G1450	G1379	A1308	A1308	U1071	U1071	G1072	C1000	C923	U858	C768	U690	A622	U549	A	U410	C340
C1451	U1380	U1309	U1309	U1073	U1073	U1073	G1001	G924	G859	G769	A691	U623	A550	A	U411	G341
U1452	A1381	A1212	G1310	G1147	G1147	C1076	A1002	C931	G860	G770	A692	U623	A551	G	G412	A342
A1453	G1311	G1213	G1213	G1148	G1148	U1076	A1003	A936	G861	G774	C694	U626	G552	G	U413	U343
A1454	C1312	U1214	U1214	G1149	G1149	U1077	U1004	G937	G862	A775	C695	U627	U553	G	A416	A344
U1455	G1313	U1215	U1215	A1150	A1150	U1078	G1005	G938	G863	U776	C696	A628	U555	A	A417	G345
U1457	C1314	G1222	G1222	U1151	U1151	U1078	A1006	U942	G864	U777	C697	U629	U556	A	U418	A348
A1461	U1315	A1231	A1231	A1152	A1152	U1081	U1007	U943	G869	G778	U698	A630	U557	U	A419	A349
A1465	C1316	G1232	G1232	C1155	C1155	A1084	G1008	C944	G870	A780	C700	U631	U558	U	G420	C350
A1468	A1317	U1235	U1235	G1156	G1156	U1084	U1009	C945	U871	G781	C633	U632	A559	C	G421	A351
U1470	G1320	U1236	U1236	U1157	U1157	G1087	G1013	U946	U872	A782	C634	U643	U560	G	U430	U361
U1471	G1321	G1237	G1237	A1158	A1158	U1088	U1014	G947	U873	A783	C635	U644	U561	U	U431	U362
G1327	U1322	C1238	C1238	C1161	C1161	U1094	U1015	C948	U874	A784	C636	U645	C567	U	G425	A357
C1328	C1327	C1239	C1239	G1162	G1162	U1095	C1016	A952	C877	A786	C638	U646	C568	U	G426	G358
G1400	A1471	A1240	A1240	U1162	U1162	U1096	C1017	G953	G878	A787	C639	U647	C569	U	C427	G359
U1329	A1401	U1241	U1241	A1163	A1163	G1097	G1018	U955	U879	C788	A710	C640	A570	C	A428	U359
C1402	G1474	G1242	G1242	G1164	G1164	U1098	G1019	U956	G880	A789	C711	U641	C571	A	U429	G360
U1331	U1331	G1243	G1243	A1165	A1165	A1099	G1021	C957	G881	U790	C712	U642	C573	C	U430	A361
U1404	U1405	A1244	A1244	G1166	G1166	U1100	G1024	C958	A882	U796	A715	U643	U574	U	U431	U362
U1405	A1406	G1245	G1245	U1167	U1167	G1101	A1025	C959	A883	U796	A716	U644	C575	U	G493	G363
U1406	G1336	G1246	G1246	U1168	U1168	A1102	A1026	U960	A888	C800	A717	A645	C576	U	G494	G364
A1407	U1336	A1102	A1102	A1169	A1169	A1103	A1027	C961	U889	A801	C717	A646	C577	U	C435	A365
G1408	A1337	G1249	G1249	A1170	A1170	G1104	U1028	A962	U890	C802	A718	C648	A578	U	A436	A366
U1409	C1338	U1250	U1250	G1171	G1171	U1108	G963	G963	C890	C803	A719	A649	C579	U	A437	A367
G1483	G1340	A1251	A1251	U1172	U1172	U1109	G964	G964	U891	C804	A720	C650	C580	U	A438	G368
U1484	U1341	G1256	G1256	U1173	U1173	U1110	A965	A965	U892	C805	A721	C651	C581	U	C439	A369
G1485	C1342	U1257	U1257	G1174	G1174	U1111	C1032	U966	C893	G806	G725	C654	G584	U	A440	U370
A1490	G1414	C1258	C1258	C1175	C1175	U1112	U1033	A970	G894	A906	G726	C655	A585	U	U441	G371
A1491	U1415	A1259	A1259	G1176	G1176	A1113	U1034	G971	A895	A917	A736	C656	C586	U	G442	A374
G1492	G1344	G1344	G1344	G1177	G1177	U1114	G1035	G972	A896	U811	G727	A657	U587	U	A504	A375
U1493	U1345	A1260	A1260	G1178	G1178	U1115	A1036	A972	U897	G812	G728	A658	G588	U	G505	G376
U1494	U1346	G1261	G1261	A1179	A1179	G1115	C1037	A973	G900	G815	U731	C659	A589	U	U506	G377
U1495	G1348	G1262	G1262	U1180	U1180	G1116	A1040	G974	A907	A916	C732	A660	A592	U	U507	A378
C1496	A1350	U1263	U1263	U1181	U1181	G1117	U1047	C975	A908	C818	A737	C661	C593	U	U508	U
U1497	U1351	G1264	G1264	A1182	A1182	C1118	A1048	G978	A909	C819	A738	U662	U594	U	U509	A385
G1499	C1352	U1265	U1265	C1183	C1183	U1122	C1049	U979	G908	C824	A739	U664	G595	U	G510	A386
G1500	U1353	G1266	G1266	A1184	A1184	U1122	U1050	U981	G909	U825	G739	U665	C596	U	A516	A389
A1506	A1428	U1276	U1276	C1189	C1189	U1123	U1051	U982	G910	U825	G740	U666	G597	G	A519	G390
U1507	G1429	C1277	C1277	U1190	U1190	U1124	U1051	C982	C911	U830	G741	U667	A598	C	U520	A391
C1508	U1356	U1125	U1125	U1191	U1191	U1125	U1051	C983	C912	A830	G742	U673	G600	C	A521	G392
	G1357	C1284	C1284	C1192	C1192	G1126	A1054	G984	A913							

U2611	U2537	G	A2131	C2204	A2280	U2349	U2410	G	U1687	U1782	G1860	G1939	G	U	U	G1861	U1688	U1511
U2612	U2538	G	C2132	U2205	A2281	C2350	U2411	G	U1689	U1783	G1862	G1940	U	C	C	U1862	U1689	U1512
G2613	C2539	C	G2133	G2206	U2282	U2351	G2414	C	U1690	G1786	U1863	U1942	G	G	G	G1863	U1696	G1513
A2540	A2540	C	U2135	A2207	G2283	G2352	C2415	C	A1696	A1787	G1866	U1947	G	U	U	G1867	A1696	G1514
U2543	U2543	C	U2136	U2208	C2284	G2353	U2416	C	U1697	G1790	G1866	G1948	G	U	U	G1868	U1701	G1517
G2544	U2544	A	U2137	G2209	G2285	G2354	U2417	C	U1702	U1795	A1867	G1949	U	U	U	G1869	G1702	G1520
G2545	C2546	G	U2138	G2210	U2287	G2355	G2418	C	U1703	G1796	U1872	U1952	G	U	U	U1870	U1703	U1522
C2546	C2546	G	A2141	C2212	U2288	A2357	A2419	C	U1704	U1797	U1873	G1953	U	U	U	U1871	U1704	G1527
G2549	U2550	A	U2142	A2214	U2289	A2358	C2420	C	U1705	U1798	U1874	U1954	G	U	U	U1872	U1705	G1530
U2550	U2550	A	A2143	A2215	C2290	C2359	A2424	C	U1706	U1799	G1875	U1955	U	U	U	U1873	U1706	U1533
U2551	U2551	U	A2144	A2216	C2291	A2360	G2425	C	U1707	U1800	U1876	U1956	U	U	U	U1874	U1707	G1536
U2552	C2552	C	A2145	A2217	U2292	C2361	U2426	C	U1708	U1801	U1877	U1957	U	U	U	U1875	U1708	A1537
G2555	G2555	C	U2146	U2218	A2293	C2362	U2427	C	U1709	U1802	U1878	U1958	U	U	U	U1876	U1709	U1538
G2556	A2557	C	U2147	U2219	A2294	C2363	U2428	C	U1710	U1803	U1879	U1959	U	U	U	U1877	U1710	U1539
A2557	A2557	C	U2148	U2220	U2295	G2364	U2429	C	U1711	U1804	U1880	U1960	U	U	U	U1878	U1711	U1540
C2563	C2563	C	U2149	U2221	U2296	C2365	A2430	C	U1712	U1805	U1881	U1961	U	U	U	U1879	U1712	G1541
U2630	U2630	U	A2153	A2222	U2297	A2366	U2431	C	U1713	U1806	U1882	U1962	U	U	U	U1880	U1713	G1537
U2631	U2631	U	U2154	A2223	U2298	A2367	U2432	C	U1714	U1807	U1883	U1963	U	U	U	U1881	U1714	U1538
U2632	U2632	U	G2155	A2224	U2299	C2368	U2433	C	U1715	U1808	U1884	U1964	U	U	U	U1882	U1715	U1539
U2633	U2633	U	G2156	A2225	U2300	C2369	U2434	C	U1716	U1809	U1885	U1965	U	U	U	U1883	U1716	U1540
U2634	U2634	U	G2157	U2226	U2301	C2370	U2435	C	U1717	U1810	U1886	U1966	U	U	U	U1884	U1717	G1541
U2635	U2635	U	G2158	U2227	U2302	C2371	U2436	C	U1718	U1811	U1887	U1967	U	U	U	U1885	U1718	U1542
U2636	U2636	U	U2159	U2228	U2303	A2372	U2437	C	U1719	U1812	U1888	U1968	U	U	U	U1886	U1719	U1543
U2637	U2637	U	U2160	U2229	U2304	C2373	U2438	C	U1720	U1813	U1889	U1969	U	U	U	U1887	U1720	U1544
U2638	U2638	U	U2161	U2230	U2305	C2374	U2439	C	U1721	U1814	U1890	U1970	U	U	U	U1888	U1721	U1545
U2639	U2639	U	U2162	U2231	U2306	C2375	U2440	C	U1722	U1815	U1891	U1971	U	U	U	U1889	U1722	U1546
A2640	A2640	U	U2163	U2232	U2307	G2376	U2441	C	U1723	U1816	U1892	U1972	U	U	U	U1890	U1723	U1547
A2641	A2641	U	U2164	U2233	U2308	G2377	U2442	C	U1724	U1817	U1893	U1973	U	U	U	U1891	U1724	U1548
U2642	U2642	U	U2165	U2234	U2309	C2378	U2443	C	U1725	U1818	U1894	U1974	U	U	U	U1892	U1725	U1549
U2643	U2643	U	U2166	U2235	U2310	A2379	U2444	C	U1726	U1819	U1895	U1975	U	U	U	U1893	U1726	U1550
U2644	U2644	U	U2167	U2236	U2311	U2379	U2445	C	U1727	U1820	U1896	U1976	U	U	U	U1894	U1727	U1551
U2645	U2645	U	U2168	U2237	U2312	U2380	U2446	C	U1728	U1821	U1897	U1977	U	U	U	U1895	U1728	U1552
U2646	U2646	U	U2169	U2238	U2313	U2381	U2447	C	U1729	U1822	U1898	U1978	U	U	U	U1896	U1729	U1553
U2647	U2647	U	U2170	U2239	U2314	U2382	U2448	C	U1730	U1823	U1899	U1979	U	U	U	U1897	U1730	U1554
U2648	U2648	U	U2171	U2240	U2315	U2383	U2449	C	U1731	U1824	U1900	U1980	U	U	U	U1898	U1731	U1555
U2649	U2649	U	U2172	U2241	U2316	U2384	U2450	C	U1732	U1825	U1901	U1981	U	U	U	U1899	U1732	U1556
U2650	U2650	U	U2173	U2242	U2317	U2385	U2451	C	U1733	U1826	U1902	U1982	U	U	U	U1900	U1733	U1557
U2651	U2651	U	U2174	U2243	U2318	U2386	U2452	C	U1734	U1827	U1903	U1983	U	U	U	U1901	U1734	U1558
U2652	U2652	U	U2175	U2244	U2319	U2387	U2453	C	U1735	U1828	U1904	U1984	U	U	U	U1902	U1735	U1559
U2653	U2653	U	U2176	U2245	U2320	U2388	U2454	C	U1736	U1829	U1905	U1985	U	U	U	U1903	U1736	U1560
U2654	U2654	U	U2177	U2246	U2321	U2389	U2455	C	U1737	U1830	U1906	U1986	U	U	U	U1904	U1737	U1561
U2655	U2655	U	U2178	U2247	U2322	U2390	U2456	C	U1738	U1831	U1907	U1987	U	U	U	U1905	U1738	U1562
U2656	U2656	U	U2179	U2248	U2323	U2391	U2457	C	U1739	U1832	U1908	U1988	U	U	U	U1906	U1739	U1563
U2657	U2657	U	U2180	U2249	U2324	U2392	U2458	C	U1740	U1833	U1909	U1989	U	U	U	U1907	U1740	U1564
U2658	U2658	U	U2181	U2250	U2325	U2393	U2459	C	U1741	U1834	U1910	U1990	U	U	U	U1908	U1741	U1565
U2659	U2659	U	U2182	U2251	U2326	U2394	U2460	C	U1742	U1835	U1911	U1991	U	U	U	U1909	U1742	U1566
U2660	U2660	U	U2183	U2252	U2327	U2395	U2461	C	U1743	U1836	U1912	U1992	U	U	U	U1910	U1743	U1567
U2661	U2661	U	U2184	U2253	U2328	U2396	U2462	C	U1744	U1837	U1913	U1993	U	U	U	U1911	U1744	U1568
U2662	U2662	U	U2185	U2254	U2329	U2397	U2463	C	U1745	U1838	U1914	U1994	U	U	U	U1912	U1745	U1569
U2663	U2663	U	U2186	U2255	U2330	U2398	U2464	C	U1746	U1839	U1915	U1995	U	U	U	U1913	U1746	U1570
U2664	U2664	U	U2187	U2256	U2331	U2399	U2465	C	U1747	U1840	U1916	U1996	U	U	U	U1914	U1747	U1571
U2665	U2665	U	U2188	U2257	U2332	U2400	U2466	C	U1748	U1841	U1917	U1997	U	U	U	U1915	U1748	U1572
U2666	U2666	U	U2189	U2258	U2333	U2401	U2467	C	U1749	U1842	U1918	U1998	U	U	U	U1916	U1749	U1573
A2674	A2674	U	U2190	U2259	U2334	U2402	U2468	C	U1750	U1843	U1919	U1999	U	U	U	U1917	U1750	U1574
U2677	U2677	U	U2191	U2260	U2335	U2403	U2469	C	U1751	U1844	U1920	U2000	U	U	U	U1918	U1751	U1575
A2678	A2678	U	U2192	U2261	U2336	U2404	U2470	C	U1752	U1845	U1921	U2001	U	U	U	U1919	U1752	U1576
U2682	U2682	U	U2193	U2262	U2337	U2405	U2471	C	U1753	U1846	U1922	U2002	U	U	U	U1920	U1753	U1577
U2683	U2683	U	U2194	U2263	U2338	U2406	U2472	C	U1754	U1847	U1923	U2003	U	U	U	U1921	U1754	U1578
U2684	U2684	U	U2195	U2264	U2339	U2407	U2473	C	U1755	U1848	U1924	U2004	U	U	U	U1922	U1755	U1579
U2685	U2685	U	U2196	U2265	U2340	U2408	U2474	C	U1756	U1849	U1925	U2005	U	U	U	U1923	U1756	U1580
U2686	U2686	U	U2197	U2266	U2341	U2409	U2475	C	U1757	U1850	U1926	U2006	U	U	U	U1924	U1757	U1581
U2687	U2687	U	U2198	U2267	U2342	U2410	U2476	C	U1758	U1851	U1927	U2007	U	U	U	U1925	U1758	U1582
U2688	U2688	U	U2199	U2268	U2343	U2411	U2477	C	U1759	U1852	U1928	U2008	U	U	U	U1926	U1759	U1583
U2689	U2689	U	U2200	U2269	U2344	U2412	U2478	C	U1760	U1853	U1929	U2009	U	U	U	U1927	U1760	U1584
U2690	U2690	U	U2201	U2270	U2345	U2413	U2479	C	U1761	U1854	U1930	U2010	U	U	U	U1928	U1761	U1585
U2691	U2691	U	U2202	U2271	U2346	U2414	U2480	C	U1762	U1855	U1931	U2011	U	U	U	U1929	U1762	U1586
U2692	U2692	U	U2203	U2272	U2347	U2415	U2481	C	U1763	U1856	U1932	U2012	U	U	U	U1930	U1763	U1587
U2693	U2693	U	U2204	U2273	U2348	U2416	U2482	C	U1764	U1857	U1933	U2013	U	U	U	U1931	U1764	U1588
U2694	U2694	U	U2205	U2274	U2349	U2417	U2483	C	U1765	U1858	U1934	U2014	U	U	U	U1932	U1765	U1589
U2695	U2695	U	U2206	U2275	U2350	U2418	U2484	C	U1766	U1859	U1935	U2015	U	U	U	U1933	U1766	U1590
U2696	U2696	U	U2207	U2276	U2351	U2419	U2485	C	U1767	U1860	U1936	U2016	U	U	U	U1934	U1767	U1591
U2697	U2697	U	U2208	U2277	U2352	U2420	U2486	C	U1768	U1861	U1937	U2017	U					



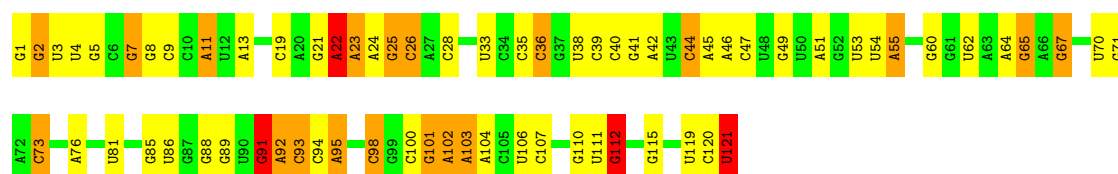
• Molecule 37: 5S ribosomal RNA

Chain 3: 49% 43% 7% .

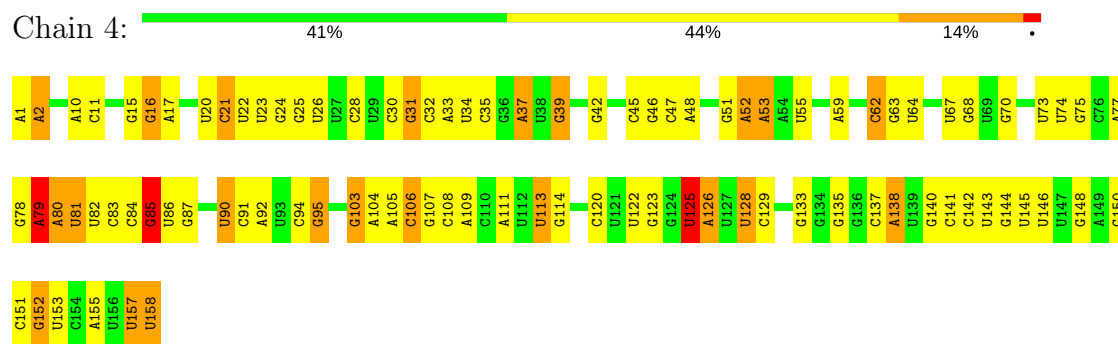


• Molecule 37: 5S ribosomal RNA

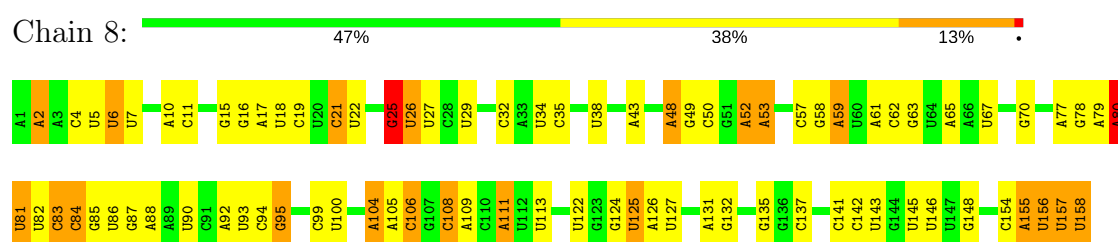
Chain 7: 43% 38% 16% .



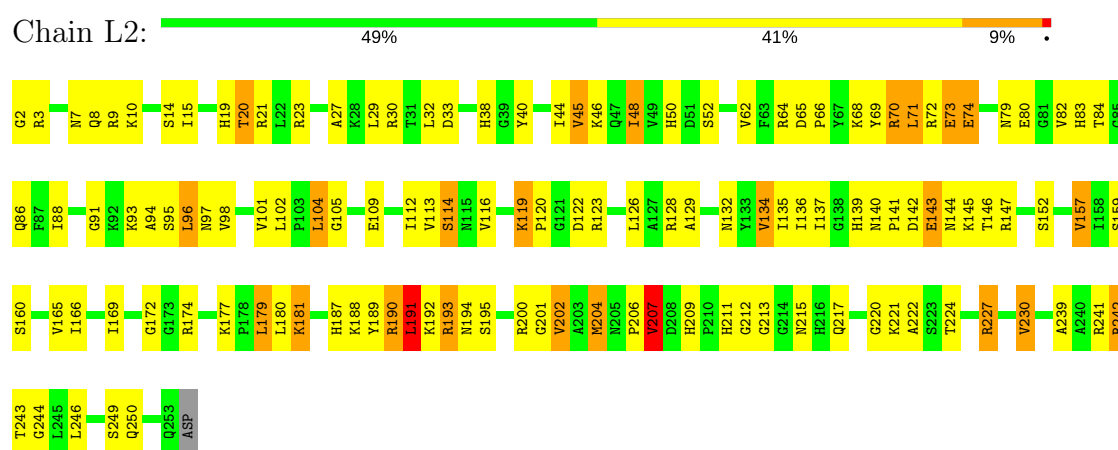
- Molecule 38: 5.8S ribosomal RNA



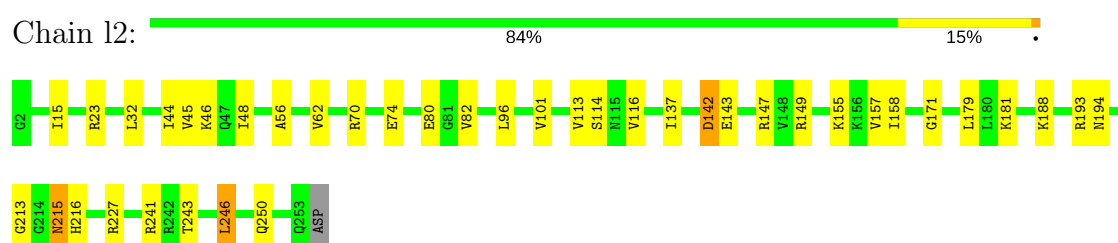
- Molecule 38: 5.8S ribosomal RNA



- Molecule 39: 60S ribosomal protein L2-A

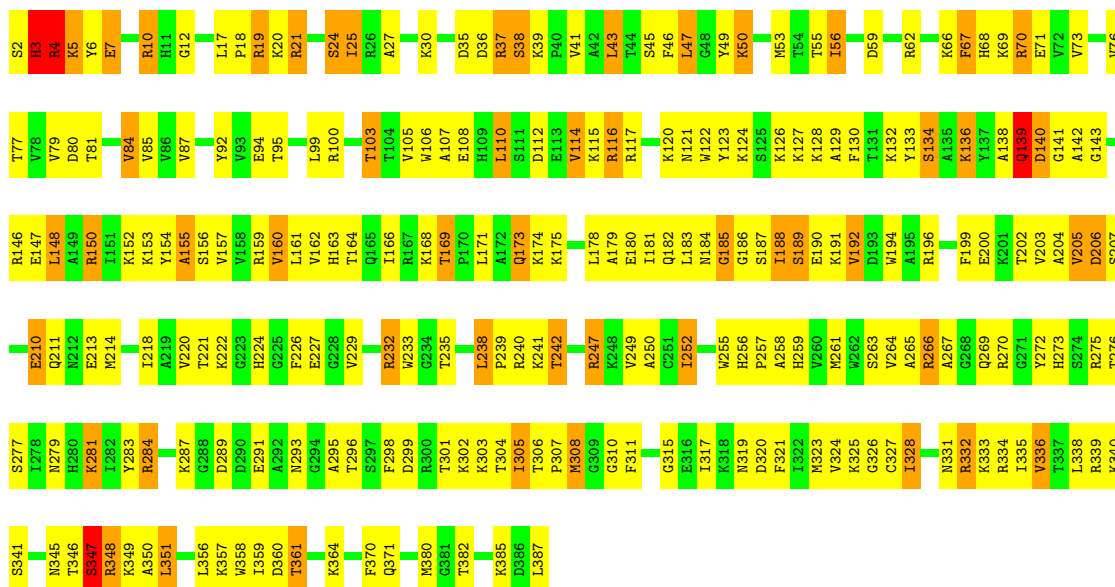


- Molecule 39: 60S ribosomal protein L2-A



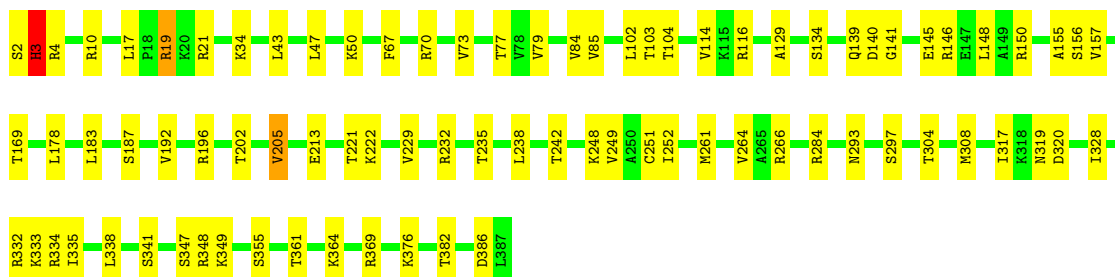
- Molecule 40: 60S ribosomal protein L3





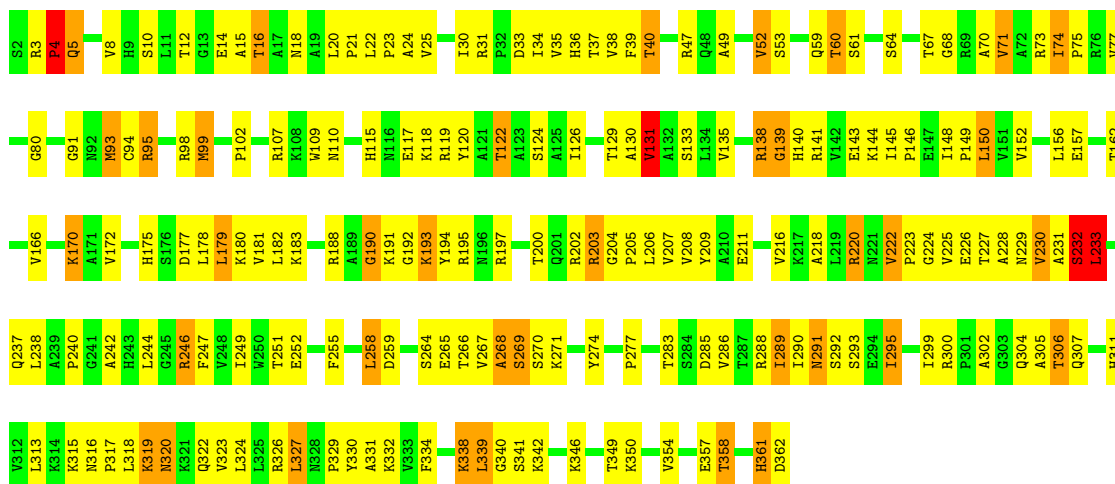
• Molecule 40: 60S ribosomal protein L3

Chain L3: 78% 21%

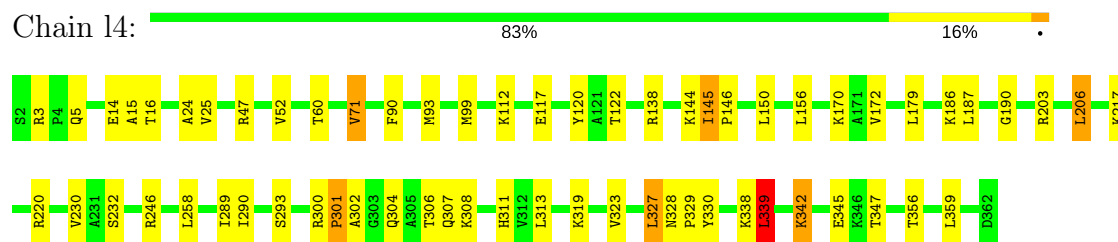


• Molecule 41: 60S ribosomal protein L4-A

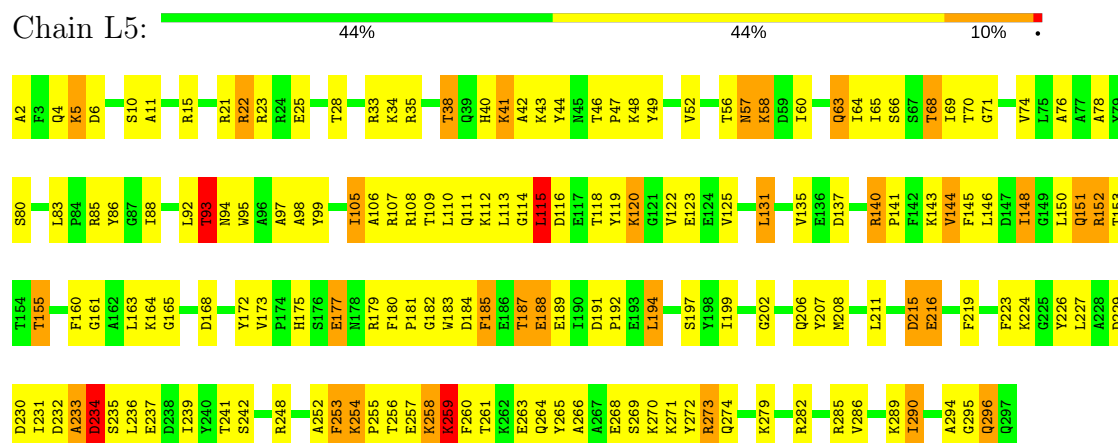
Chain L4: 46% 43% 10%



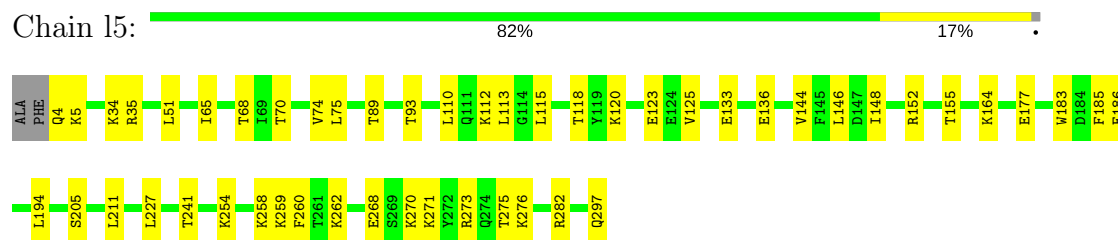
• Molecule 41: 60S ribosomal protein L4-A



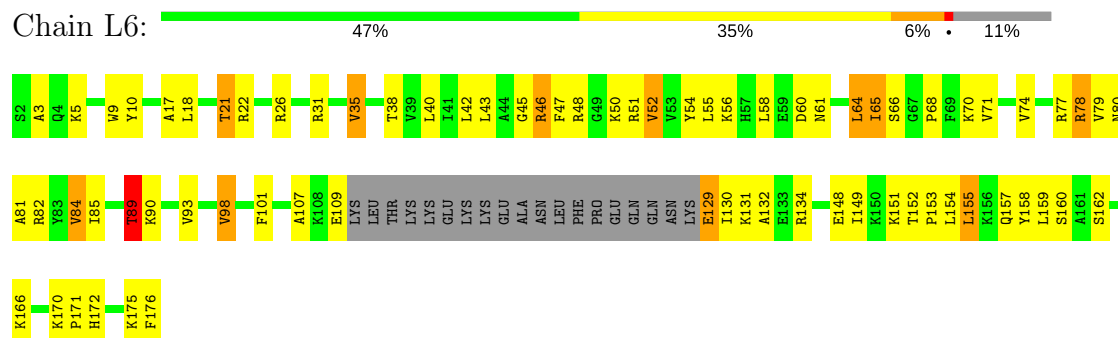
- Molecule 42: 60S ribosomal protein L5



- Molecule 42: 60S ribosomal protein L5

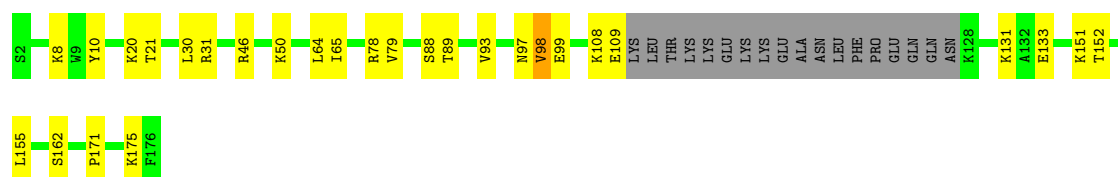


- Molecule 43: 60S ribosomal protein L6-A

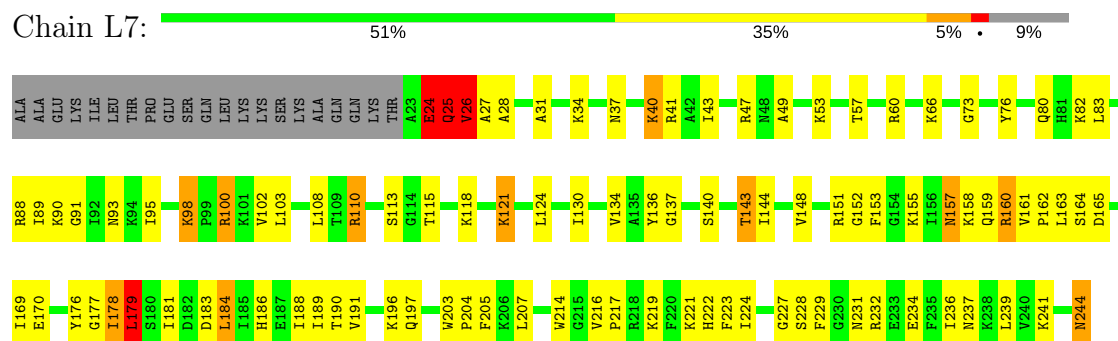


- Molecule 43: 60S ribosomal protein L6-A

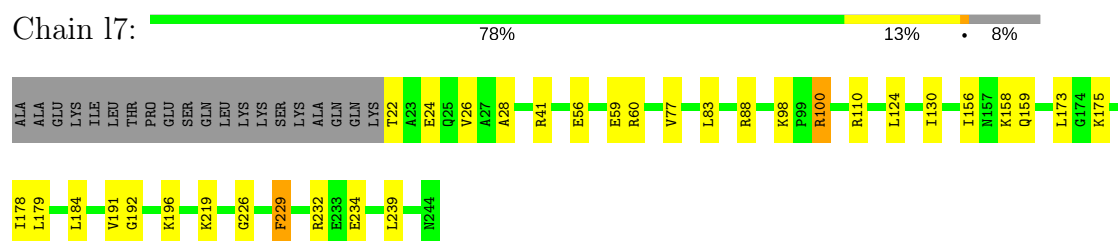




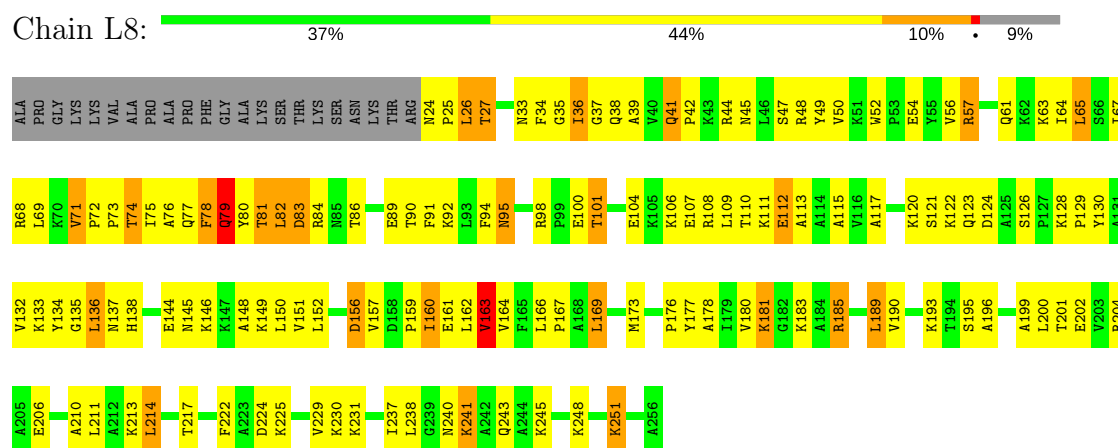
- Molecule 44: 60S ribosomal protein L7-A



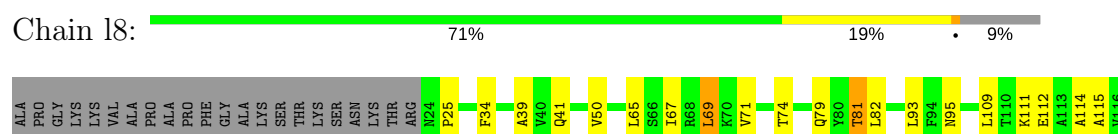
- Molecule 44: 60S ribosomal protein L7-A

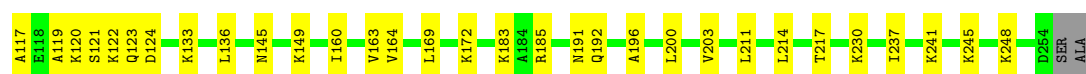


- Molecule 45: 60S ribosomal protein L8-A

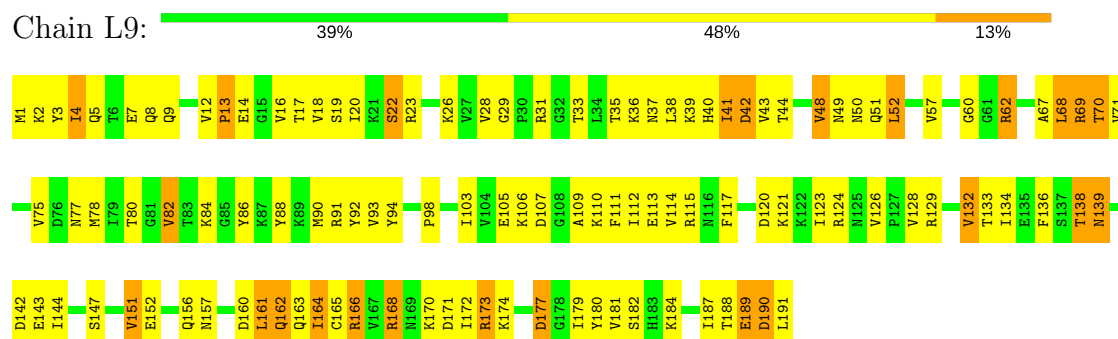


- Molecule 45: 60S ribosomal protein L8-A

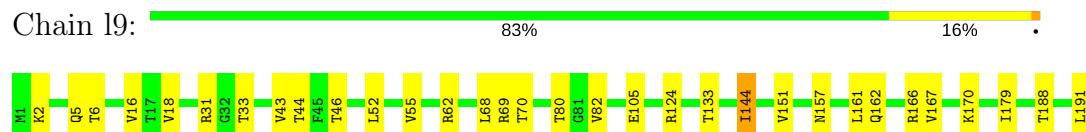




- Molecule 46: 60S ribosomal protein L9-A



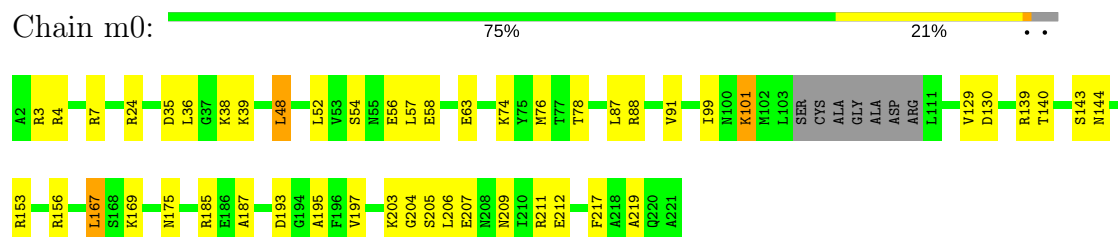
- Molecule 46: 60S ribosomal protein L9-A



- Molecule 47: 60S ribosomal protein L10

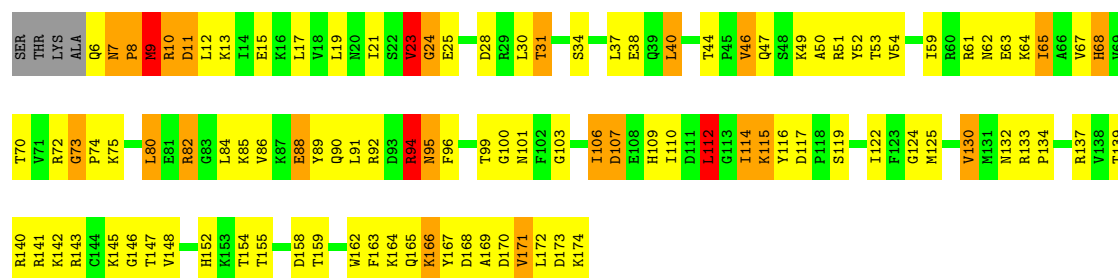


- Molecule 47: 60S ribosomal protein L10



- Molecule 48: 60S ribosomal protein L11-B





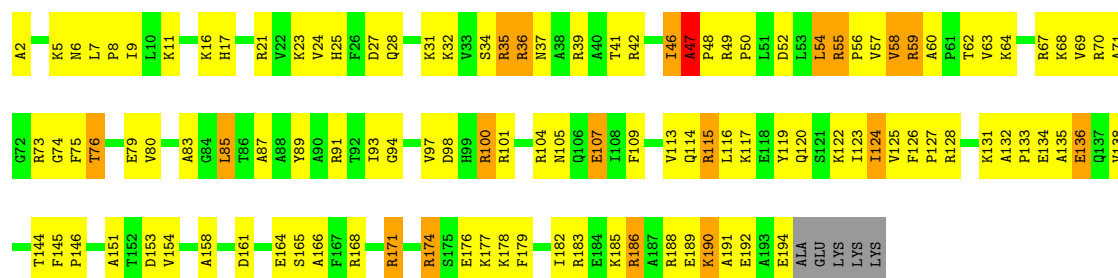
- Molecule 48: 60S ribosomal protein L11-B

Chain m1: 80% 16% ..



- Molecule 49: 60S ribosomal protein L13-A

Chain M3: 39% 48% 9% ..



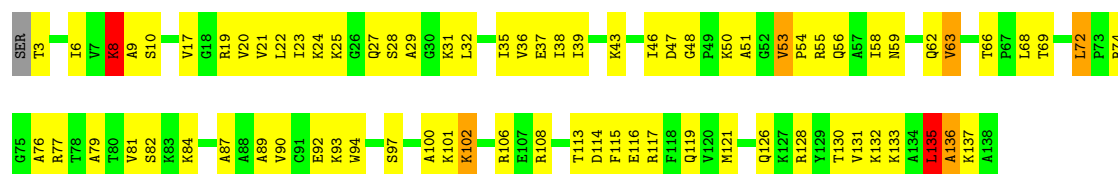
- Molecule 49: 60S ribosomal protein L13-A

Chain m3: 80% 17% ..



- Molecule 50: 60S ribosomal protein L14-A

Chain M4: 44% 50% ..



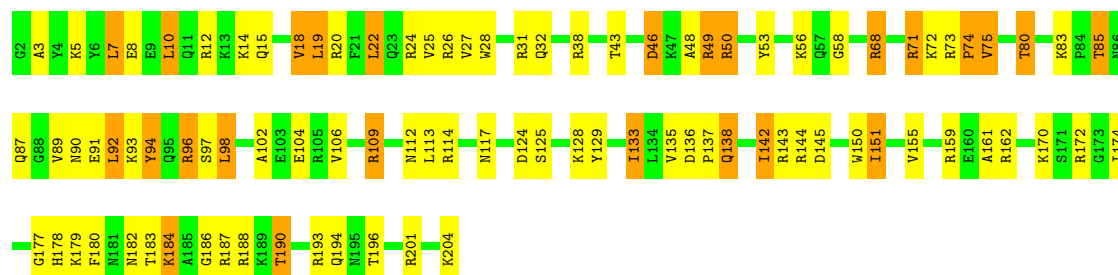
- Molecule 50: 60S ribosomal protein L14-A

Chain m4: 85% 14% ..



• Molecule 51: 60S ribosomal protein L15-A

Chain M5: 54% 33% 12%



• Molecule 51: 60S ribosomal protein L15-A

Chain m5: 84% 14%



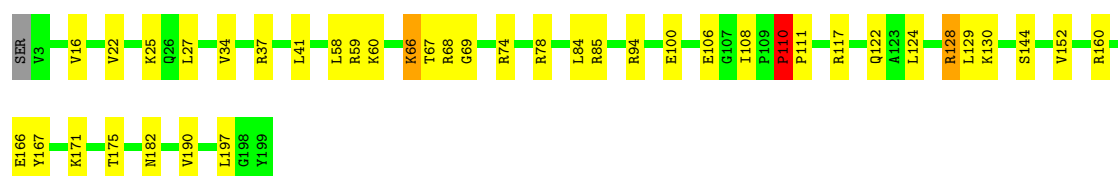
• Molecule 52: 60S ribosomal protein L16-A

Chain M6: 53% 34% 11%



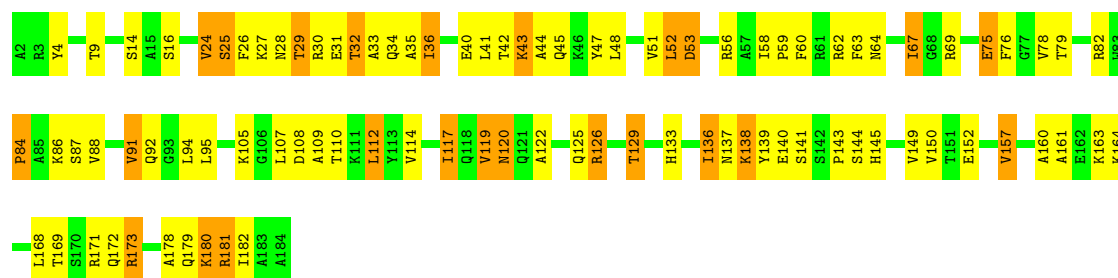
• Molecule 52: 60S ribosomal protein L16-A

Chain m6: 79% 19%



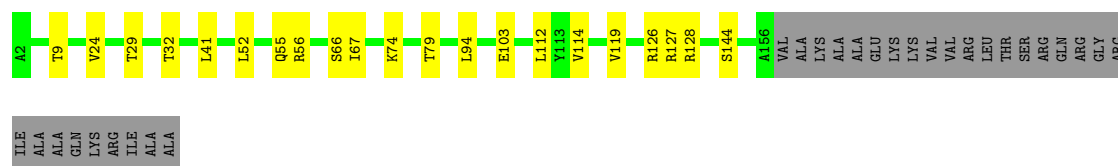
• Molecule 53: 60S ribosomal protein L17-A

Chain M7: 50% 37% 13%



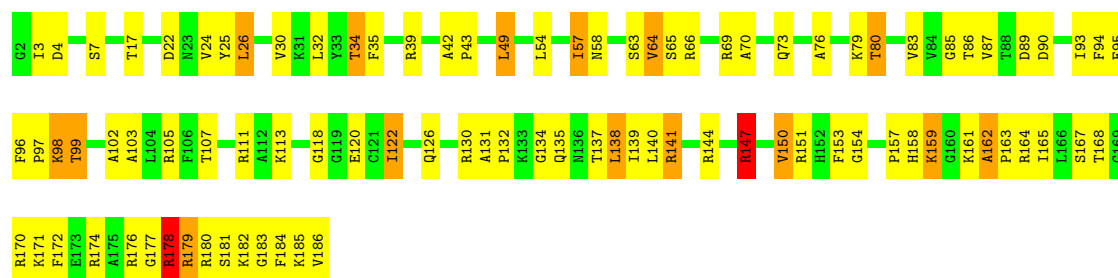
- Molecule 53: 60S ribosomal protein L17-A

Chain m7: 73% 11% 15%



- Molecule 54: 60S ribosomal protein L18-A

Chain M8: 50% 41% 8%



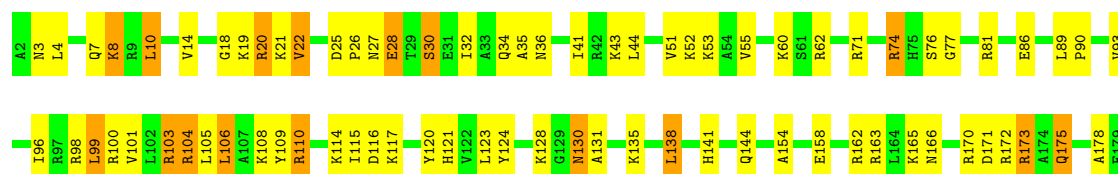
- Molecule 54: 60S ribosomal protein L18-A

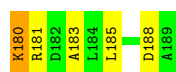
Chain m8: 80% 19%



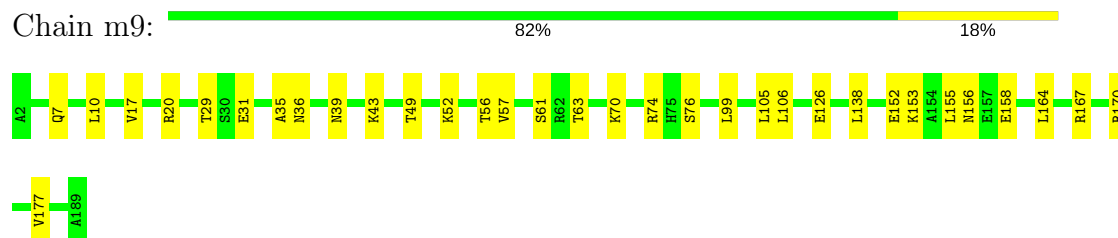
- Molecule 55: 60S ribosomal protein L19-A

Chain M9: 56% 35% 9%

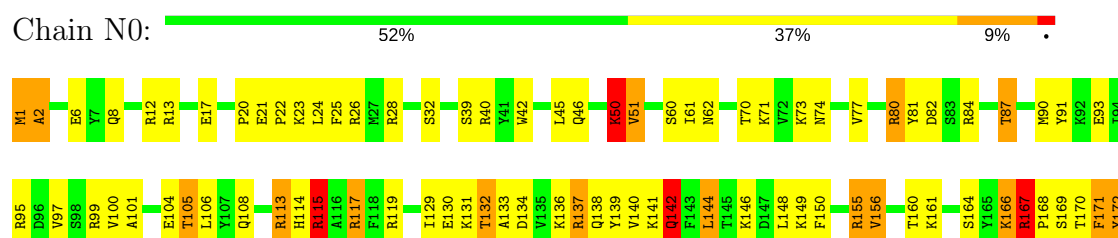




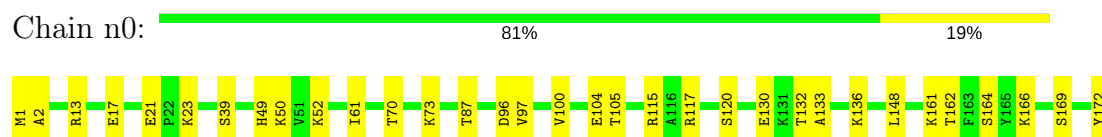
- Molecule 55: 60S ribosomal protein L19-A



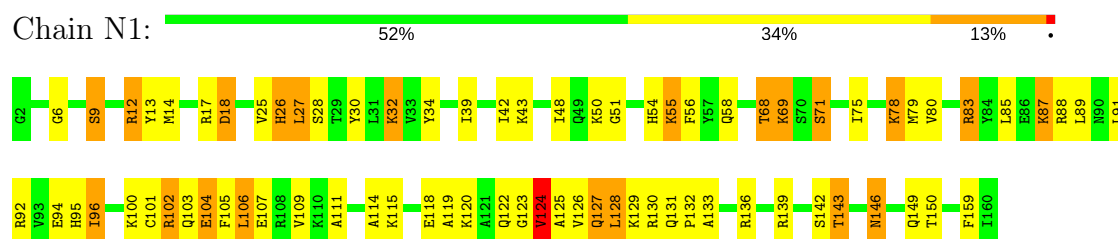
- Molecule 56: 60S ribosomal protein L20-A



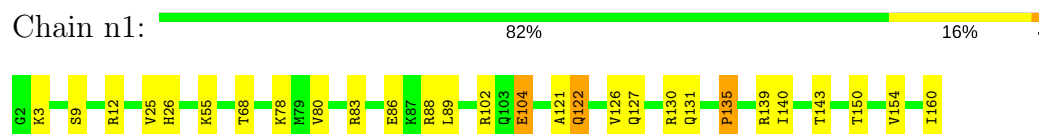
- Molecule 56: 60S ribosomal protein L20-A



- Molecule 57: 60S ribosomal protein L21-A

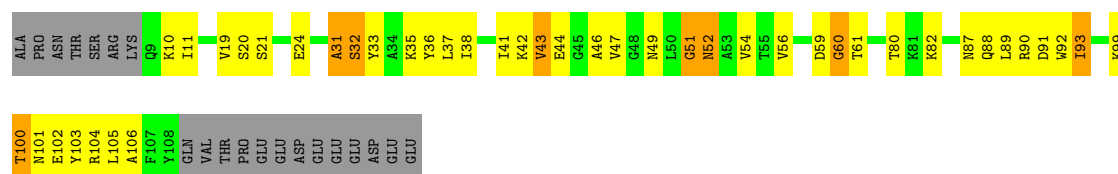


- Molecule 57: 60S ribosomal protein L21-A



- Molecule 58: 60S ribosomal protein L22-A





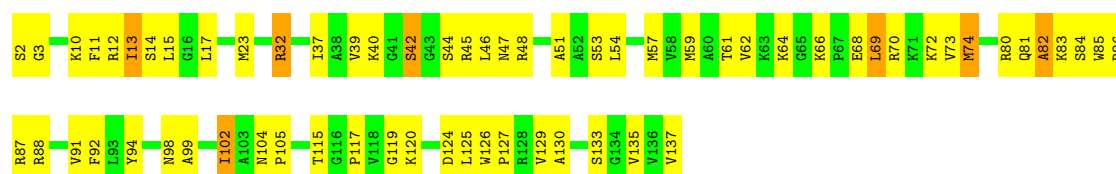
- Molecule 58: 60S ribosomal protein L22-A

Chain n2: 68% 13% 18%



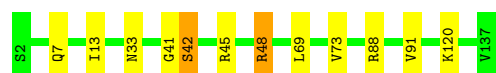
- Molecule 59: 60S ribosomal protein L23-A

Chain N3: 52% 43% 5%



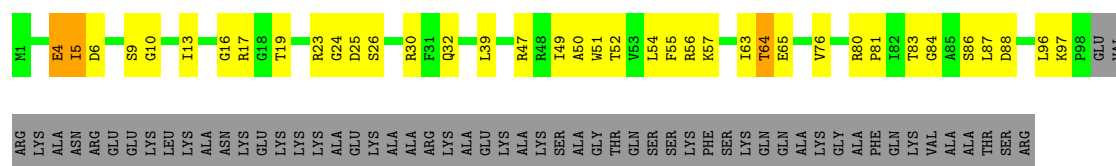
- Molecule 59: 60S ribosomal protein L23-A

Chain n3: 91% 7%



- Molecule 60: 60S ribosomal protein L24-A

Chain N4: 39% 23% 37%



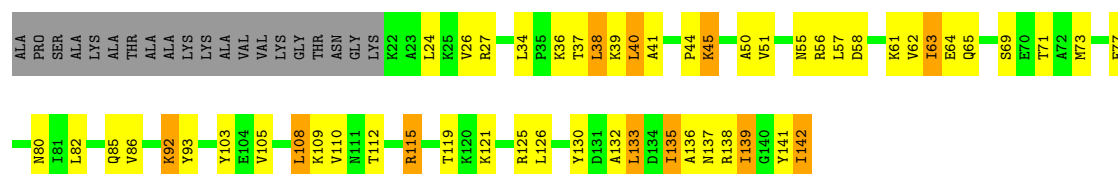
- Molecule 60: 60S ribosomal protein L24-A

Chain n4: 72% 14% 13%



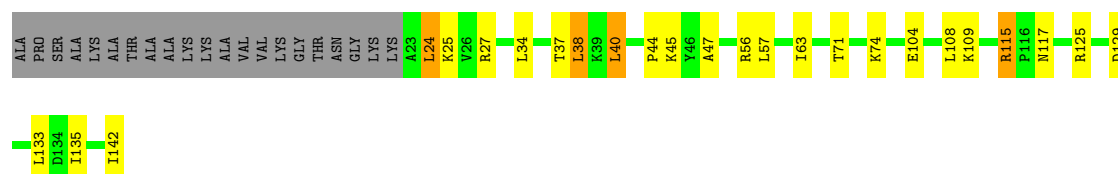
- Molecule 61: 60S ribosomal protein L25

Chain N5: 48% 30% 8% 14%



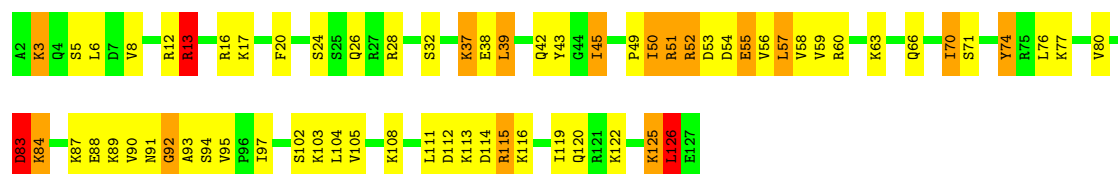
- Molecule 61: 60S ribosomal protein L25

Chain n5: 67% 15% 15%



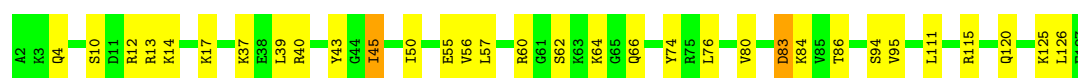
- Molecule 62: 60S ribosomal protein L26-A

Chain N6: 47% 39% 12%



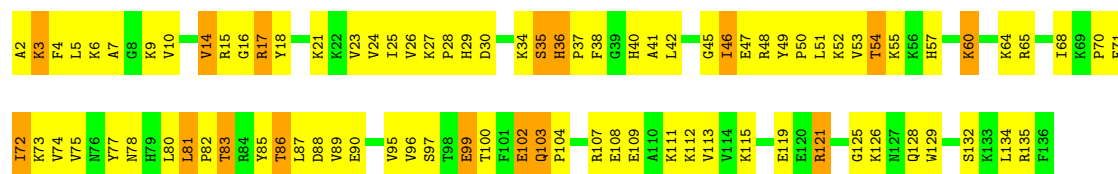
- Molecule 62: 60S ribosomal protein L26-A

Chain n6: 75% 24%



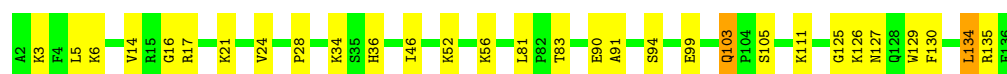
- Molecule 63: 60S ribosomal protein L27-A

Chain N7: 35% 53% 12%

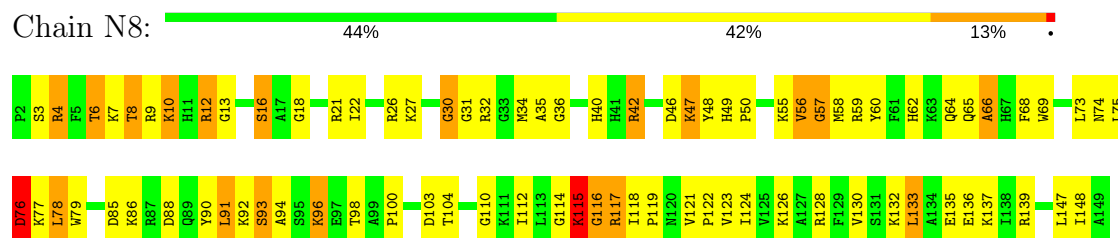


- Molecule 63: 60S ribosomal protein L27-A

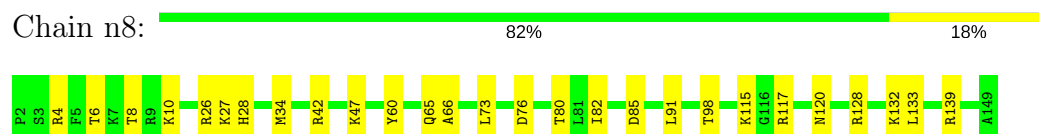
Chain n7: 78% 21%



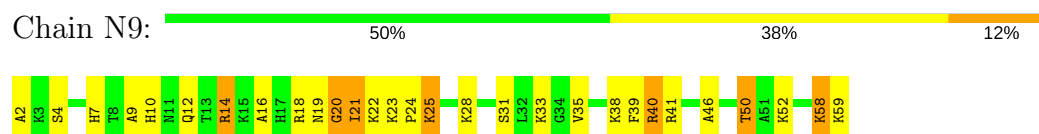
- Molecule 64: 60S ribosomal protein L28



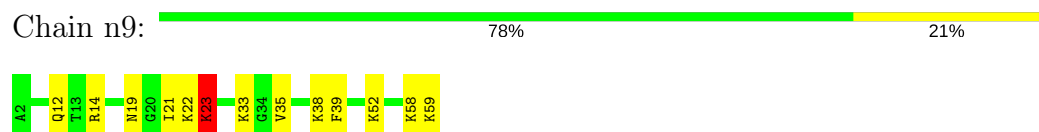
- Molecule 64: 60S ribosomal protein L28



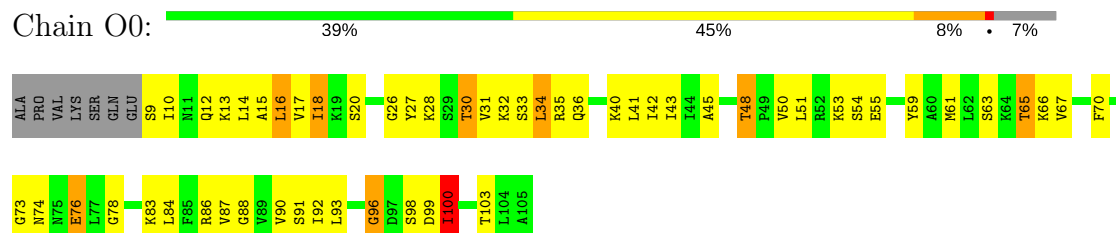
- Molecule 65: 60S ribosomal protein L29



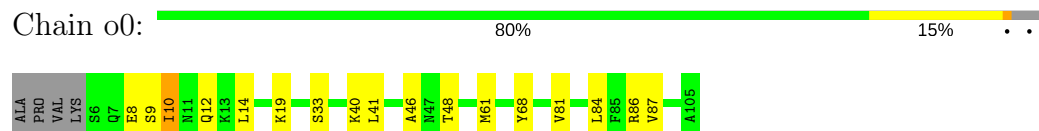
- Molecule 65: 60S ribosomal protein L29



- Molecule 66: 60S ribosomal protein L30

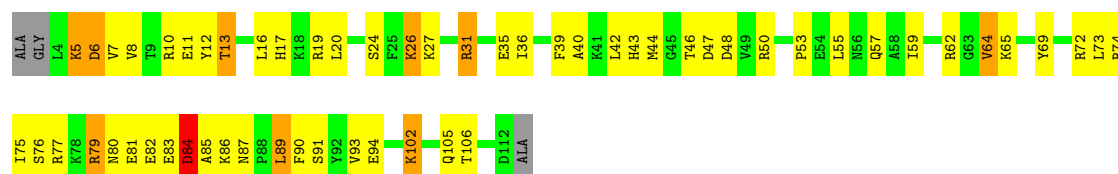


- Molecule 66: 60S ribosomal protein L30



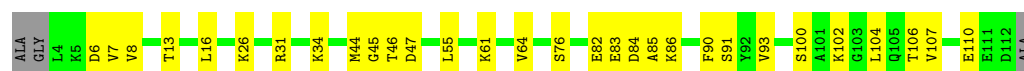
- Molecule 67: 60S ribosomal protein L31-A





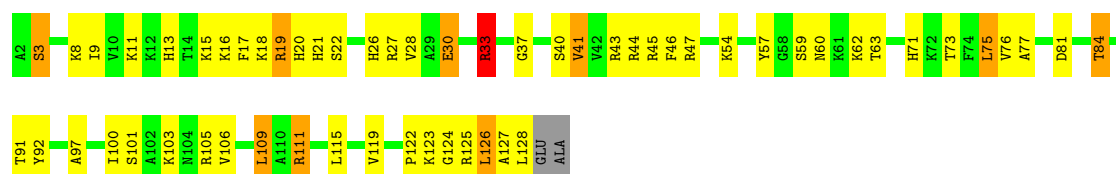
- Molecule 67: 60S ribosomal protein L31-A

Chain o1: 71% 27% .



- Molecule 68: 60S ribosomal protein L32

Chain O2: 53% 37% 7% ..



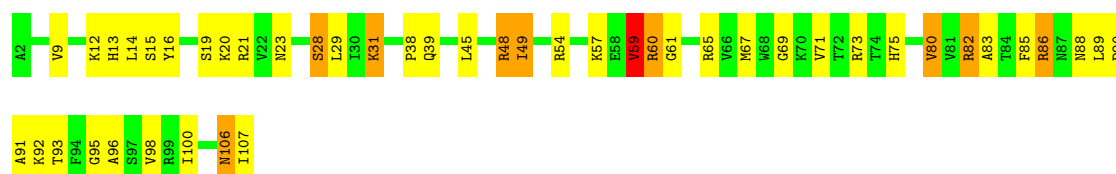
- Molecule 68: 60S ribosomal protein L32

Chain o2: 78% 19% ..



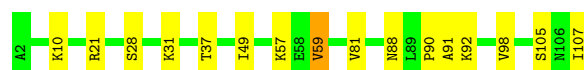
- Molecule 69: 60S ribosomal protein L33-A

Chain O3: 57% 34% 8% .



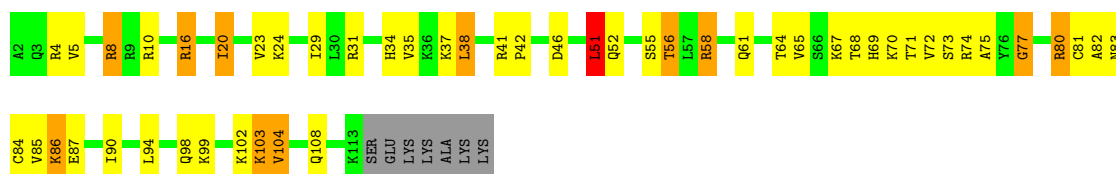
- Molecule 69: 60S ribosomal protein L33-A

Chain o3: 85% 14% .



- Molecule 70: 60S ribosomal protein L34-A

Chain O4: 51% 33% 9% . 6%



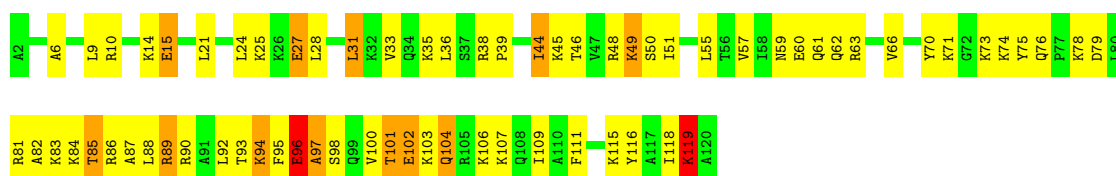
- Molecule 70: 60S ribosomal protein L34-A

Chain o4: 81% 13% 6%



- Molecule 71: 60S ribosomal protein L35-A

Chain O5: 42% 46% 10%



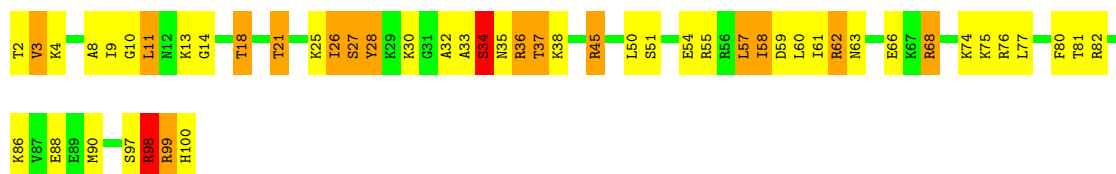
- Molecule 71: 60S ribosomal protein L35-A

Chain o5: 82% 18%



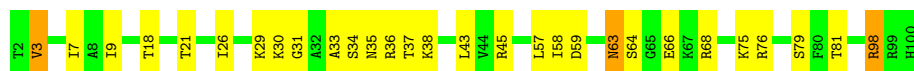
- Molecule 72: 60S ribosomal protein L36-A

Chain O6: 48% 34% 15%



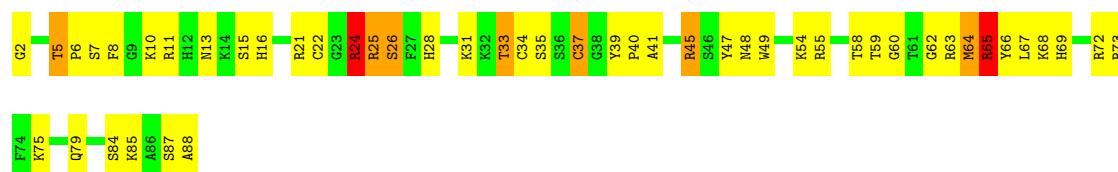
- Molecule 72: 60S ribosomal protein L36-A

Chain o6: 71% 26%

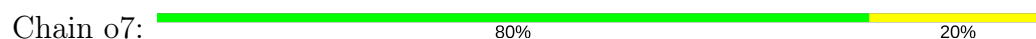


- Molecule 73: 60S ribosomal protein L37-A

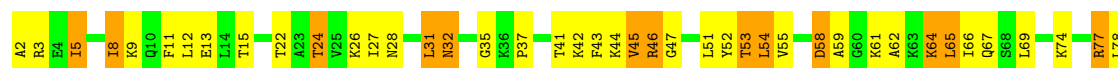
Chain O7: 44% 46% 8%



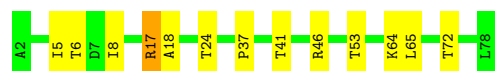
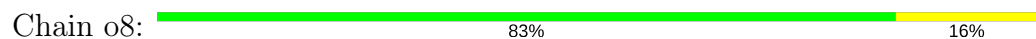
- Molecule 73: 60S ribosomal protein L37-A



- Molecule 74: 60S ribosomal protein L38



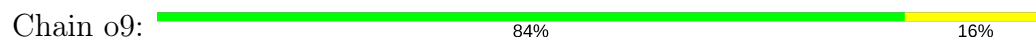
- Molecule 74: 60S ribosomal protein L38



- Molecule 75: 60S ribosomal protein L39



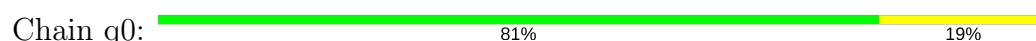
- Molecule 75: 60S ribosomal protein L39



- Molecule 76: Ubiquitin-60S ribosomal protein L40



- Molecule 76: Ubiquitin-60S ribosomal protein L40





- Molecule 77: 60S ribosomal protein L41-A

Chain Q1: 24% 56% 20%



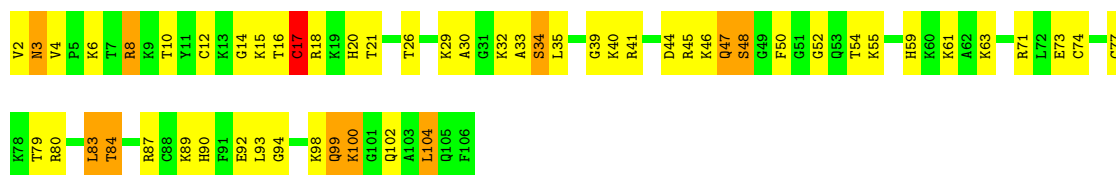
- Molecule 77: 60S ribosomal protein L41-A

Chain q1: 76% 20% .



- Molecule 78: 60S ribosomal protein L42-A

Chain Q2: 48% 42% 10% .



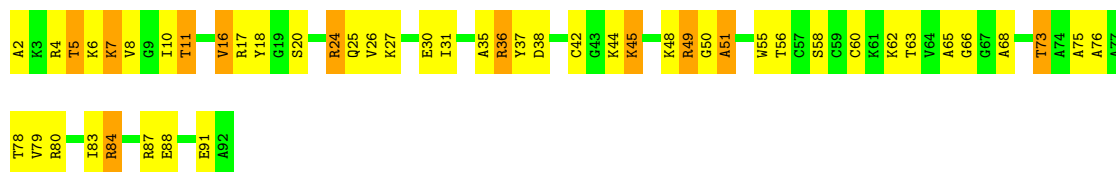
- Molecule 78: 60S ribosomal protein L42-A

Chain q2: 81% 18% .



- Molecule 79: 60S ribosomal protein L43-A

Chain Q3: 46% 42% 12%

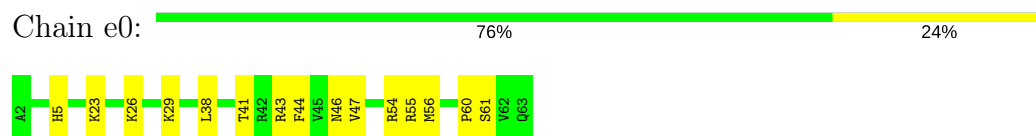


- Molecule 79: 60S ribosomal protein L43-A

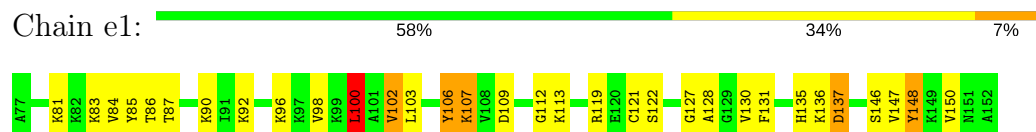
Chain q3: 81% 18% .



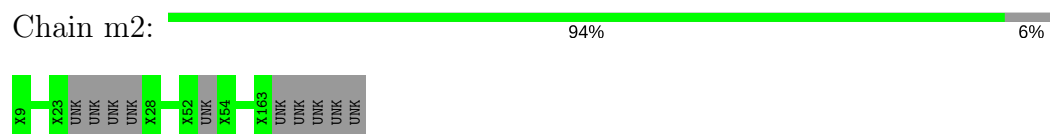
- Molecule 80: 40S ribosomal protein S30-A



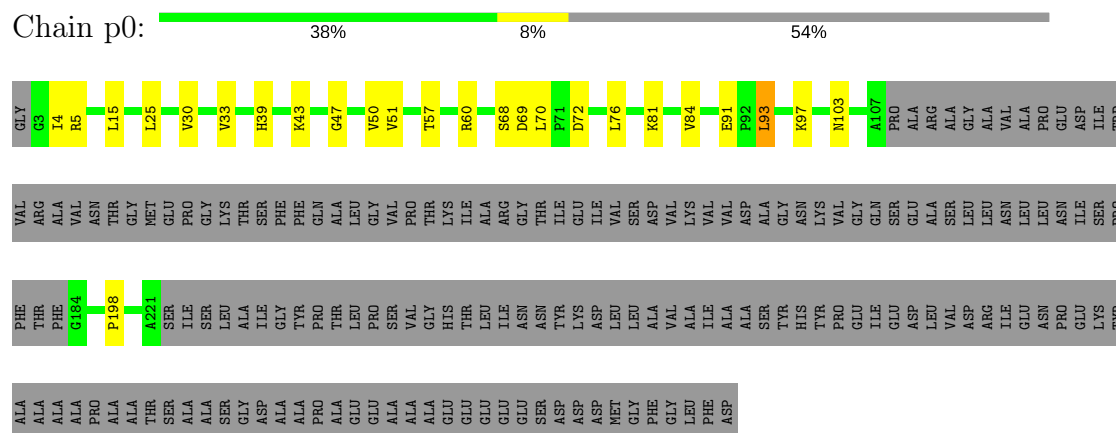
- Molecule 81: Ubiquitin-40S ribosomal protein S31



- Molecule 82: UNKNOWN PROTEIN m2



- Molecule 83: 60S acidic ribosomal protein P0



- Molecule 84: UNKNOWN PROTEIN p1



There are no outlier residues recorded for this chain.

- Molecule 85: UNKNOWN PROTEIN p2



There are no outlier residues recorded for this chain.

4 Data and refinement statistics

EDS failed to run properly - this section is therefore incomplete.

Property	Value	Source
Space group	P 1 21 1	Depositor
Cell constants a, b, c, α , β , γ	436.43Å 288.22Å 305.08Å 90.00° 98.99° 90.00°	Depositor
Resolution (Å)	267.37 – 2.90	Depositor
% Data completeness (in resolution range)	100.0 (267.37-2.90)	Depositor
R_{merge}	0.40	Depositor
R_{sym}	(Not available)	Depositor
$\langle I/\sigma(I) \rangle$ ¹	1.32 (at 2.91Å)	Xtriage
Refinement program	PHENIX (phenix.refine: dev_1702)	Depositor
R, R_{free}	0.204 , 0.245	Depositor
Wilson B-factor (Å ²)	66.3	Xtriage
Anisotropy	0.213	Xtriage
L-test for twinning ²	$\langle L \rangle = 0.47$, $\langle L^2 \rangle = 0.30$	Xtriage
Estimated twinning fraction	No twinning to report.	Xtriage
Total number of atoms	411205	wwPDB-VP
Average B, all atoms (Å ²)	63.0	wwPDB-VP

Xtriage's analysis on translational NCS is as follows: *The largest off-origin peak in the Patterson function is 1.46% of the height of the origin peak. No significant pseudotranslation is detected.*

¹Intensities estimated from amplitudes.

²Theoretical values of $\langle |L| \rangle$, $\langle L^2 \rangle$ for acentric reflections are 0.5, 0.333 respectively for untwinned datasets, and 0.375, 0.2 for perfectly twinned datasets.

5 Model quality ⓘ

5.1 Standard geometry ⓘ

Bond lengths and bond angles in the following residue types are not validated in this section: ZN, OHX, MG, 3HE

The Z score for a bond length (or angle) is the number of standard deviations the observed value is removed from the expected value. A bond length (or angle) with $|Z| > 5$ is considered an outlier worth inspection. RMSZ is the root-mean-square of all Z scores of the bond lengths (or angles).

Mol	Chain	Bond lengths		Bond angles	
		RMSZ	$\# Z > 5$	RMSZ	$\# Z > 5$
1	2	0.69	3/41698 (0.0%)	1.25	259/64972 (0.4%)
1	6	0.83	9/42765 (0.0%)	1.36	416/66634 (0.6%)
2	S0	0.45	0/1617	0.63	0/2215
2	s0	0.50	0/1623	0.70	0/2222
3	S1	0.35	0/1735	0.63	2/2335 (0.1%)
3	s1	0.49	0/1748	0.68	0/2352
4	S2	0.49	0/1665	0.66	1/2263 (0.0%)
4	s2	0.60	0/1665	0.76	2/2263 (0.1%)
5	S3	0.49	0/1759	0.62	0/2368
5	s3	0.47	0/1759	0.60	0/2368
6	S4	0.48	0/2109	0.71	1/2839 (0.0%)
6	s4	0.57	0/2109	0.77	1/2839 (0.0%)
7	S5	0.39	0/1629	0.58	0/2202
7	s5	0.45	0/1629	0.63	0/2202
8	S6	0.45	0/1823	0.64	0/2439
8	s6	0.55	0/1779	0.69	0/2379
9	S7	0.43	0/1506	0.63	0/2028
9	s7	0.49	0/1516	0.68	0/2043
10	S8	0.53	0/1514	0.74	1/2021 (0.0%)
10	s8	0.62	0/1514	0.76	1/2021 (0.0%)
11	S9	0.46	0/1519	0.64	0/2035
11	s9	0.56	0/1519	0.72	1/2035 (0.0%)
12	C0	0.42	0/790	0.67	1/1069 (0.1%)
12	c0	0.39	0/777	0.63	3/1049 (0.3%)
13	C1	0.61	0/1240	0.80	1/1675 (0.1%)
13	c1	0.63	0/1194	0.78	0/1610
14	C2	0.36	0/900	0.63	0/1224
14	c2	0.30	0/900	0.56	0/1224
15	C3	0.46	0/1215	0.66	3/1638 (0.2%)
15	c3	0.56	0/1215	0.73	1/1638 (0.1%)
16	C4	0.36	0/901	0.63	0/1217
16	c4	0.51	0/960	0.72	0/1290

Mol	Chain	Bond lengths		Bond angles	
		RMSZ	# Z >5	RMSZ	# Z >5
17	C5	0.46	0/998	0.65	0/1341
17	c5	0.51	0/1060	0.66	1/1426 (0.1%)
18	C6	0.45	0/1125	0.66	2/1510 (0.1%)
18	c6	0.49	0/1131	0.71	0/1518
19	C7	0.43	0/935	0.63	0/1254
19	c7	0.51	0/914	0.73	0/1224
20	C8	0.46	0/1211	0.64	0/1628
20	c8	0.49	0/1211	0.71	2/1628 (0.1%)
21	C9	0.46	0/1130	0.67	1/1517 (0.1%)
21	c9	0.51	0/1130	0.74	2/1517 (0.1%)
22	D0	0.46	0/865	0.65	0/1169
22	d0	0.51	0/892	0.68	0/1205
23	D1	0.43	0/693	0.60	0/935
23	d1	0.54	0/693	0.71	0/935
24	D2	0.53	0/1038	0.73	3/1395 (0.2%)
24	d2	0.62	0/1038	0.74	0/1395
25	D3	0.60	0/1139	0.81	3/1518 (0.2%)
25	d3	0.70	0/1139	0.79	1/1518 (0.1%)
26	D4	0.45	0/1087	0.59	0/1449
26	d4	0.51	0/1087	0.68	0/1449
27	D5	0.40	0/571	0.71	1/768 (0.1%)
27	d5	0.44	0/566	0.63	0/761
28	D6	0.44	0/782	0.67	0/1047
28	d6	0.54	0/782	0.72	0/1047
29	D7	0.43	0/620	0.67	1/838 (0.1%)
29	d7	0.49	0/620	0.68	0/838
30	D8	0.34	0/499	0.55	0/670
30	d8	0.42	0/499	0.66	0/670
31	D9	0.52	0/452	0.73	1/600 (0.2%)
31	d9	0.54	0/452	0.67	0/600
32	E0	0.46	0/483	0.61	0/643
33	E1	0.45	0/577	0.73	0/770
34	SR	0.89	2/2494 (0.1%)	1.42	4/3393 (0.1%)
34	sR	0.41	0/2495	0.58	0/3395
35	SM	0.52	0/1113	0.68	2/1502 (0.1%)
35	sM	0.50	0/683	0.66	1/923 (0.1%)
36	1	1.08	69/75394 (0.1%)	1.60	1618/117545 (1.4%)
36	5	1.10	113/75414 (0.1%)	1.60	1498/117575 (1.3%)
37	3	0.87	1/2883 (0.0%)	1.39	30/4491 (0.7%)
37	7	1.10	5/2883 (0.2%)	1.61	64/4491 (1.4%)
38	4	1.01	0/3746	1.51	61/5832 (1.0%)
38	8	0.87	0/3746	1.37	23/5832 (0.4%)
39	L2	0.72	0/1948	0.87	4/2617 (0.2%)

Mol	Chain	Bond lengths		Bond angles	
		RMSZ	# Z >5	RMSZ	# Z >5
39	l2	0.72	1/1946 (0.1%)	0.86	2/2614 (0.1%)
40	L3	0.73	0/3146	0.83	3/4228 (0.1%)
40	l3	0.82	2/3146 (0.1%)	0.89	7/4228 (0.2%)
41	L4	0.79	0/2800	0.94	6/3790 (0.2%)
41	l4	0.73	0/2800	0.88	3/3790 (0.1%)
42	L5	0.58	0/2425	0.70	0/3271
42	l5	0.71	0/2408	0.76	0/3248
43	L6	0.77	0/1260	0.84	1/1694 (0.1%)
43	l6	0.72	0/1269	0.82	1/1705 (0.1%)
44	L7	0.79	0/1821	0.85	1/2451 (0.0%)
44	l7	0.82	0/1828	0.86	3/2461 (0.1%)
45	L8	0.55	0/1836	0.67	1/2481 (0.0%)
45	l8	0.52	0/1796	0.69	1/2431 (0.0%)
46	L9	0.64	0/1539	0.76	1/2073 (0.0%)
46	l9	0.78	0/1539	0.82	0/2073
47	M0	0.72	0/1741	0.83	3/2335 (0.1%)
47	m0	0.77	1/1758 (0.1%)	0.85	3/2358 (0.1%)
48	M1	0.52	0/1374	0.71	1/1842 (0.1%)
48	m1	0.64	0/1374	0.79	1/1842 (0.1%)
49	M3	0.73	0/1568	0.84	3/2106 (0.1%)
49	m3	0.66	0/1573	0.82	3/2113 (0.1%)
50	M4	0.70	0/1068	0.80	1/1438 (0.1%)
50	m4	0.77	0/1074	0.81	1/1446 (0.1%)
51	M5	0.76	0/1757	0.82	0/2354
51	m5	0.65	0/1757	0.78	1/2354 (0.0%)
52	M6	0.83	1/1585 (0.1%)	0.92	3/2128 (0.1%)
52	m6	0.98	1/1585 (0.1%)	0.98	8/2128 (0.4%)
53	M7	0.78	1/1443 (0.1%)	0.83	0/1944
53	m7	0.84	0/1250	0.81	0/1683
54	M8	0.76	0/1465	0.91	4/1965 (0.2%)
54	m8	0.71	0/1465	0.87	1/1965 (0.1%)
55	M9	0.54	0/1538	0.66	0/2050
55	m9	0.59	0/1538	0.66	0/2050
56	N0	0.76	0/1481	0.83	1/1990 (0.1%)
56	n0	0.86	0/1481	0.83	0/1990
57	N1	0.78	1/1300 (0.1%)	0.81	0/1743
57	n1	0.82	1/1300 (0.1%)	0.81	0/1743
58	N2	0.44	0/812	0.61	0/1099
58	n2	0.51	0/794	0.67	0/1076
59	N3	0.72	0/1018	0.80	0/1369
59	n3	0.83	0/1018	0.94	3/1369 (0.2%)
60	N4	0.60	0/712	0.66	0/958
60	n4	0.66	0/1052	0.75	0/1398

Mol	Chain	Bond lengths		Bond angles	
		RMSZ	# Z >5	RMSZ	# Z >5
61	N5	0.61	0/979	0.77	1/1321 (0.1%)
61	n5	0.62	0/974	0.75	1/1314 (0.1%)
62	N6	0.70	0/1004	0.88	3/1341 (0.2%)
62	n6	0.63	0/1004	0.80	1/1341 (0.1%)
63	N7	0.50	0/1118	0.65	0/1497
63	n7	0.45	0/1118	0.61	0/1497
64	N8	0.82	0/1204	0.92	2/1612 (0.1%)
64	n8	0.76	0/1204	0.95	3/1612 (0.2%)
65	N9	0.73	0/473	0.80	1/629 (0.2%)
65	n9	0.81	0/473	1.00	1/629 (0.2%)
66	O0	0.45	0/751	0.63	0/1008
66	o0	0.49	0/775	0.66	0/1040
67	O1	0.61	0/890	0.72	0/1196
67	o1	0.77	0/897	0.82	0/1205
68	O2	0.83	0/1041	0.92	2/1394 (0.1%)
68	o2	0.82	0/1041	0.92	3/1394 (0.2%)
69	O3	0.89	0/868	0.88	1/1168 (0.1%)
69	o3	0.89	0/868	0.84	0/1168
70	O4	0.59	0/890	0.75	1/1189 (0.1%)
70	o4	0.61	1/890 (0.1%)	0.73	0/1189
71	O5	0.67	0/978	0.78	0/1301
71	o5	0.58	0/974	0.66	0/1297
72	O6	0.63	0/778	0.82	1/1034 (0.1%)
72	o6	0.52	0/777	0.68	0/1033
73	O7	0.81	1/696 (0.1%)	0.95	2/923 (0.2%)
73	o7	0.70	0/696	0.79	0/923
74	O8	0.51	0/618	0.63	0/826
74	o8	0.44	0/614	0.61	0/822
75	O9	0.77	0/443	0.89	0/588
75	o9	0.69	0/443	0.76	1/588 (0.2%)
76	Q0	0.67	0/423	0.76	0/562
76	q0	0.81	0/423	0.90	0/562
77	Q1	0.68	0/234	1.04	0/300
77	q1	0.83	0/234	0.94	1/300 (0.3%)
78	Q2	0.93	1/860 (0.1%)	0.87	2/1136 (0.2%)
78	q2	0.86	1/860 (0.1%)	0.81	0/1136
79	Q3	0.77	0/701	0.82	0/934
79	q3	0.70	0/701	0.85	2/934 (0.2%)
80	e0	0.52	0/499	0.72	0/665
81	e1	0.39	0/619	0.73	1/822 (0.1%)
83	p0	0.43	0/1092	0.60	0/1474
All	All	0.85	215/430075 (0.0%)	1.27	4114/631366 (0.7%)

Chiral center outliers are detected by calculating the chiral volume of a chiral center and verifying if the center is modelled as a planar moiety or with the opposite hand. A planarity outlier is detected by checking planarity of atoms in a peptide group, atoms in a mainchain group or atoms of a sidechain that are expected to be planar.

Mol	Chain	#Chirality outliers	#Planarity outliers
2	s0	0	1
3	s1	0	1
6	s4	0	1
7	s5	0	1
9	S7	0	1
9	s7	0	1
10	S8	0	1
13	C1	0	1
16	C4	0	2
17	c5	0	1
19	C7	0	2
19	c7	0	1
20	c8	0	1
22	d0	0	1
25	d3	0	1
27	D5	0	3
28	D6	0	3
34	SR	0	2
39	L2	0	1
39	l2	0	2
42	l5	0	1
43	L6	0	1
44	L7	0	1
44	l7	0	2
52	M6	0	1
52	m6	0	1
53	M7	0	1
53	m7	0	1
56	n0	0	1
59	n3	0	1
62	n6	0	1
64	N8	0	2
64	n8	0	1
65	N9	0	1
65	n9	0	1
67	O1	0	1
67	o1	0	1
75	o9	0	1
78	Q2	0	1

Continued on next page...

Continued from previous page...

Mol	Chain	#Chirality outliers	#Planarity outliers
81	e1	0	1
All	All	0	50

All (215) bond length outliers are listed below:

Mol	Chain	Res	Type	Atoms	Z	Observed(Å)	Ideal(Å)
34	SR	160	GLU	C-N	-30.25	0.64	1.34
34	SR	161	LYS	C-N	-24.97	0.76	1.34
78	Q2	17	CYS	CB-SG	16.00	2.09	1.82
36	5	1152	G	N9-C4	-13.57	1.27	1.38
78	q2	17	CYS	CB-SG	12.94	2.04	1.82
52	m6	66	LYS	CE-NZ	8.92	1.71	1.49
36	5	1152	G	C2-N3	-8.88	1.25	1.32
36	5	1152	G	N9-C8	8.55	1.43	1.37
36	1	2726	C	N3-C4	-8.17	1.28	1.33
36	1	3181	C	N3-C4	-7.93	1.28	1.33
36	5	2726	C	N3-C4	-7.92	1.28	1.33
36	5	2873	U	C2-N3	7.89	1.43	1.37
36	5	1152	G	N1-C2	7.49	1.43	1.37
36	5	2943	G	N7-C5	-7.42	1.34	1.39
39	l2	213	GLY	C-O	7.37	1.35	1.23
36	1	1153	A	N7-C5	-7.33	1.34	1.39
1	6	163	G	N9-C4	-7.25	1.32	1.38
36	5	2954	U	C4-O4	7.20	1.29	1.23
36	1	644	G	N7-C5	-7.16	1.34	1.39
36	1	2910	A	N9-C4	-7.04	1.33	1.37
36	5	2971	A	N9-C4	7.04	1.42	1.37
36	1	2799	A	N7-C5	-6.97	1.35	1.39
36	5	1152	G	N3-C4	-6.97	1.30	1.35
36	1	2412	G	N7-C5	-6.93	1.35	1.39
36	1	1103	A	N9-C4	6.91	1.42	1.37
36	5	631	U	C2-N3	-6.84	1.32	1.37
36	5	2335	G	N3-C4	-6.84	1.30	1.35
36	1	659	G	N7-C5	-6.81	1.35	1.39
57	n1	104	GLU	CB-CG	6.81	1.65	1.52
36	5	2375	G	C6-N1	-6.76	1.34	1.39
36	5	953	G	C5-C4	-6.75	1.33	1.38
36	5	2314	U	N3-C4	6.69	1.44	1.38
36	1	895	A	N9-C8	6.68	1.43	1.37
36	1	2714	G	N9-C4	-6.47	1.32	1.38
36	5	877	C	C4-N4	-6.47	1.28	1.33
36	1	61	A	C5-C6	-6.47	1.35	1.41

Continued on next page...

Continued from previous page...

Mol	Chain	Res	Type	Atoms	Z	Observed(Å)	Ideal(Å)
36	5	970	A	N9-C4	-6.44	1.33	1.37
36	1	1133	A	N9-C4	-6.42	1.33	1.37
36	5	2341	A	N9-C8	-6.31	1.32	1.37
36	1	1416	C	N3-C4	-6.30	1.29	1.33
36	5	2899	C	N3-C4	-6.27	1.29	1.33
36	1	2836	C	N3-C4	-6.23	1.29	1.33
36	1	2404	A	N9-C4	6.22	1.41	1.37
36	5	3218	A	C5-C6	-6.21	1.35	1.41
36	1	317	A	N7-C5	-6.20	1.35	1.39
36	5	2401	A	N3-C4	6.15	1.38	1.34
36	1	2983	C	N3-C4	-6.14	1.29	1.33
36	5	2872	A	C6-N1	6.14	1.39	1.35
37	7	95	A	N9-C4	-6.13	1.34	1.37
36	1	426	G	N1-C2	-6.10	1.32	1.37
36	1	2815	G	N3-C4	-6.09	1.31	1.35
36	1	2640	A	C6-N1	-6.04	1.31	1.35
36	5	1113	G	C6-N1	-6.03	1.35	1.39
36	1	1429	G	N9-C8	-6.01	1.33	1.37
36	5	1115	G	N7-C5	-6.00	1.35	1.39
36	1	2714	G	N9-C8	5.98	1.42	1.37
36	5	1849	C	N1-C6	-5.95	1.33	1.37
36	5	2954	U	C2-N3	5.91	1.41	1.37
36	5	3107	U	C2-N3	-5.91	1.33	1.37
73	O7	37	CYS	CB-SG	-5.90	1.72	1.81
36	5	2147	A	C5-C6	-5.90	1.35	1.41
36	5	426	G	C5-C4	-5.89	1.34	1.38
1	2	992	A	N9-C4	-5.87	1.34	1.37
36	5	2138	A	N7-C5	-5.86	1.35	1.39
36	5	1148	G	C5-C4	-5.86	1.34	1.38
36	5	2814	G	N7-C5	-5.85	1.35	1.39
36	1	1127	G	C5-C6	-5.83	1.36	1.42
36	5	420	G	N9-C8	-5.80	1.33	1.37
36	5	1152	G	C5-C6	-5.80	1.36	1.42
37	7	85	G	N1-C2	-5.79	1.33	1.37
36	1	200	C	N1-C6	-5.77	1.33	1.37
36	1	980	A	N9-C4	5.77	1.41	1.37
36	5	2303	A	N7-C5	-5.76	1.35	1.39
36	5	3209	A	C5-C4	5.76	1.42	1.38
36	5	1133	A	N7-C5	-5.75	1.35	1.39
36	1	1399	A	N9-C4	-5.74	1.34	1.37
36	5	2698	G	N9-C8	-5.73	1.33	1.37
36	5	2147	A	N7-C5	-5.73	1.35	1.39

Continued on next page...

Continued from previous page...

Mol	Chain	Res	Type	Atoms	Z	Observed(Å)	Ideal(Å)
36	1	2617	U	N3-C4	-5.72	1.33	1.38
36	5	2635	A	N3-C4	-5.72	1.31	1.34
36	5	2640	A	N3-C4	-5.71	1.31	1.34
36	1	2404	A	N3-C4	5.70	1.38	1.34
36	1	402	A	N3-C4	-5.70	1.31	1.34
36	1	659	G	N1-C2	-5.70	1.33	1.37
36	1	317	A	C5-C6	-5.69	1.35	1.41
36	5	2858	U	C2-N3	-5.69	1.33	1.37
36	5	2954	U	N3-C4	5.69	1.43	1.38
36	5	719	U	N1-C2	5.69	1.43	1.38
36	5	1891	A	N9-C4	-5.69	1.34	1.37
36	1	48	A	N9-C8	-5.67	1.33	1.37
36	5	895	A	N9-C4	-5.66	1.34	1.37
36	1	2138	A	N7-C5	-5.66	1.35	1.39
36	1	2406	C	N1-C6	-5.65	1.33	1.37
36	1	296	A	N9-C4	5.65	1.41	1.37
36	5	1113	G	N3-C4	-5.65	1.31	1.35
36	5	2894	C	C4-C5	-5.64	1.38	1.43
36	5	2941	A	N9-C4	-5.64	1.34	1.37
1	6	623	A	N9-C4	-5.63	1.34	1.37
36	5	1328	C	N1-C6	-5.63	1.33	1.37
36	1	361	A	N9-C4	-5.62	1.34	1.37
36	1	2657	A	N7-C5	-5.62	1.35	1.39
36	1	3209	A	C6-N1	5.59	1.39	1.35
36	5	1115	G	N1-C2	-5.58	1.33	1.37
36	1	2147	A	N7-C5	-5.57	1.35	1.39
36	5	2417	U	C4-O4	5.57	1.28	1.23
1	6	538	A	N9-C4	5.57	1.41	1.37
36	1	667	C	N3-C4	-5.57	1.30	1.33
1	2	1291	G	N3-C4	-5.53	1.31	1.35
36	5	924	G	C2-N3	-5.53	1.28	1.32
36	5	1307	G	P-O5'	-5.53	1.54	1.59
36	5	3308	C	N3-C4	-5.53	1.30	1.33
36	5	2376	G	N9-C8	-5.51	1.33	1.37
36	5	1173	U	C2-N3	-5.51	1.33	1.37
36	5	2957	G	C5-C4	-5.51	1.34	1.38
36	1	2679	A	N9-C4	-5.50	1.34	1.37
36	1	962	A	N7-C5	-5.50	1.35	1.39
36	5	367	A	N9-C4	-5.50	1.34	1.37
1	6	1744	A	N9-C4	-5.49	1.34	1.37
36	1	1132	C	N3-C4	-5.48	1.30	1.33
36	5	1177	G	N3-C4	-5.46	1.31	1.35

Continued on next page...

Continued from previous page...

Mol	Chain	Res	Type	Atoms	Z	Observed(Å)	Ideal(Å)
36	5	1149	G	N9-C8	-5.46	1.34	1.37
1	6	1781	A	N9-C4	5.46	1.41	1.37
36	1	584	G	N7-C5	-5.45	1.35	1.39
37	3	88	G	C6-N1	-5.45	1.35	1.39
70	o4	84	CYS	CB-SG	5.45	1.91	1.82
36	1	1103	A	C6-N1	5.43	1.39	1.35
36	5	971	G	C5-C4	-5.43	1.34	1.38
36	5	661	G	N7-C5	-5.42	1.35	1.39
37	7	91	G	N7-C5	-5.42	1.35	1.39
36	5	2762	A	N9-C4	-5.42	1.34	1.37
36	5	719	U	C2-O2	5.40	1.27	1.22
36	1	2409	G	N3-C4	-5.39	1.31	1.35
36	5	40	A	N7-C5	-5.38	1.36	1.39
36	5	960	U	N1-C2	5.37	1.43	1.38
36	1	2143	A	N3-C4	-5.37	1.31	1.34
36	5	2401	A	N9-C4	5.36	1.41	1.37
36	5	917	A	N3-C4	-5.36	1.31	1.34
36	5	2646	C	N1-C6	-5.35	1.33	1.37
36	5	1134	G	N1-C2	-5.35	1.33	1.37
36	5	2419	A	P-O5'	5.35	1.65	1.59
36	1	1112	A	N9-C4	-5.34	1.34	1.37
36	5	2937	G	N7-C5	-5.33	1.36	1.39
36	1	2800	G	C5-C4	-5.32	1.34	1.38
36	5	2627	C	N3-C4	-5.31	1.30	1.33
36	1	2409	G	N7-C5	-5.30	1.36	1.39
36	5	2755	C	N1-C6	-5.30	1.33	1.37
36	1	2874	G	C5-C4	5.28	1.42	1.38
36	5	1207	G	N1-C2	-5.28	1.33	1.37
52	M6	4	GLU	CD-OE1	5.28	1.31	1.25
36	1	1002	A	N9-C4	-5.27	1.34	1.37
36	5	2911	A	N7-C5	-5.27	1.36	1.39
36	5	2632	G	C6-N1	-5.27	1.35	1.39
1	2	1599	C	N1-C6	-5.26	1.33	1.37
36	1	1507	G	N9-C8	-5.26	1.34	1.37
36	5	3245	A	N9-C4	-5.26	1.34	1.37
36	1	947	G	C6-N1	-5.26	1.35	1.39
36	5	1152	G	C8-N7	5.24	1.34	1.30
36	5	2300	G	N1-C2	-5.23	1.33	1.37
36	1	2867	C	N3-C4	-5.23	1.30	1.33
36	1	2822	U	N1-C2	-5.22	1.33	1.38
57	N1	107	GLU	CG-CD	5.22	1.59	1.51
36	5	2940	A	N7-C5	-5.22	1.36	1.39

Continued on next page...

Continued from previous page...

Mol	Chain	Res	Type	Atoms	Z	Observed(Å)	Ideal(Å)
1	6	1773	C	C4-N4	5.21	1.38	1.33
36	5	1902	G	C5-C4	-5.20	1.34	1.38
36	5	2246	G	N1-C2	-5.19	1.33	1.37
36	5	2280	A	N9-C4	-5.19	1.34	1.37
36	5	1299	U	C4-O4	-5.19	1.19	1.23
36	5	859	G	N1-C2	-5.18	1.33	1.37
36	5	1192	C	N3-C4	5.18	1.37	1.33
36	5	3216	G	N7-C5	-5.18	1.36	1.39
36	5	872	U	C4-O4	-5.18	1.19	1.23
36	5	1902	G	N7-C5	-5.18	1.36	1.39
36	5	2814	G	C5-C6	-5.16	1.37	1.42
36	5	3008	A	N9-C4	-5.16	1.34	1.37
53	M7	129	THR	CB-CG2	-5.16	1.35	1.52
36	5	2942	C	N1-C6	-5.16	1.34	1.37
36	1	931	C	C2-N3	-5.15	1.31	1.35
36	5	1370	G	C6-N1	-5.15	1.35	1.39
36	5	2365	C	N3-C4	-5.15	1.30	1.33
1	6	337	G	C2-N2	5.15	1.39	1.34
1	6	163	G	N3-C4	-5.14	1.31	1.35
36	5	3374	U	C4-O4	-5.13	1.19	1.23
36	1	2975	U	C4-O4	-5.12	1.19	1.23
36	1	1430	U	N1-C2	-5.12	1.33	1.38
36	5	2955	U	C2-N3	-5.11	1.34	1.37
36	5	1908	A	C5-C4	-5.11	1.35	1.38
36	5	342	A	N3-C4	-5.10	1.31	1.34
36	5	2971	A	C5-C4	5.10	1.42	1.38
37	7	93	C	N3-C4	-5.09	1.30	1.33
36	1	3130	A	C6-N1	-5.09	1.31	1.35
36	1	2958	A	C6-N6	-5.08	1.29	1.33
36	5	1138	U	C4-O4	-5.08	1.19	1.23
40	l3	73	VAL	CB-CG1	-5.08	1.42	1.52
36	1	1660	C	N1-C6	-5.08	1.34	1.37
36	1	279	U	C4-O4	-5.07	1.19	1.23
36	1	421	G	N1-C2	-5.07	1.33	1.37
36	1	1103	A	N3-C4	5.06	1.37	1.34
36	5	3062	G	N7-C5	-5.06	1.36	1.39
36	5	3124	G	N3-C4	-5.06	1.31	1.35
36	1	343	U	N3-C4	-5.05	1.33	1.38
36	5	2762	A	N3-C4	-5.05	1.31	1.34
36	5	1103	A	N9-C4	5.05	1.40	1.37
36	5	1338	C	N3-C4	-5.05	1.30	1.33
1	6	1537	C	C2-N3	5.05	1.39	1.35

Continued on next page...

Continued from previous page...

Mol	Chain	Res	Type	Atoms	Z	Observed(Å)	Ideal(Å)
47	m0	56	GLU	CG-CD	5.04	1.59	1.51
36	5	802	C	N1-C6	-5.04	1.34	1.37
36	5	1330	A	C5-C6	-5.04	1.36	1.41
36	5	2385	G	N9-C4	-5.04	1.33	1.38
36	1	576	C	N1-C6	-5.03	1.34	1.37
36	5	2287	C	N1-C6	5.03	1.40	1.37
37	7	94	C	C2-N3	-5.02	1.31	1.35
36	5	2873	U	C2-O2	5.01	1.26	1.22
36	5	2314	U	C2-N3	5.01	1.41	1.37
36	1	420	G	N9-C8	-5.01	1.34	1.37
40	l3	251	CYS	CB-SG	-5.00	1.73	1.81

All (4114) bond angle outliers are listed below:

Mol	Chain	Res	Type	Atoms	Z	Observed(°)	Ideal(°)
34	SR	161	LYS	O-C-N	-44.54	51.44	122.70
34	SR	160	GLU	C-N-CA	-39.83	22.12	121.70
34	SR	160	GLU	CA-C-N	-34.85	40.53	117.20
36	5	1152	G	N3-C4-C5	27.52	142.36	128.60
36	5	1152	G	N3-C4-N9	-27.23	109.66	126.00
34	SR	160	GLU	O-C-N	-26.99	79.52	122.70
36	5	1152	G	N3-C2-N2	-21.11	105.12	119.90
36	5	1152	G	C2-N3-C4	-19.93	101.93	111.90
36	5	2334	U	O5'-P-OP2	-16.83	90.50	110.70
36	1	1308	A	O5'-P-OP2	-16.07	91.23	105.70
36	5	1152	G	C8-N9-C1'	16.00	147.81	127.00
1	2	553	G	N1-C6-O6	15.36	129.12	119.90
36	5	1152	G	C4-N9-C1'	-14.55	107.58	126.50
36	5	1152	G	C5-N7-C8	-14.40	97.10	104.30
36	1	2373	A	O5'-P-OP1	-14.34	92.79	105.70
36	1	2714	G	N3-C4-C5	14.10	135.65	128.60
36	5	1152	G	N1-C6-O6	13.77	128.16	119.90
36	5	2899	C	N3-C2-O2	-13.71	112.30	121.90
36	1	2923	U	O5'-P-OP1	-13.68	93.39	105.70
36	1	2617	U	C5-C4-O4	13.50	134.00	125.90
1	6	163	G	N3-C4-N9	-13.11	118.14	126.00
36	1	2714	G	N3-C4-N9	-12.98	118.21	126.00
36	5	1152	G	N1-C2-N2	12.92	127.83	116.20
36	5	2945	G	O5'-P-OP2	-12.90	94.09	105.70
1	6	1773	C	N3-C4-C5	-12.76	116.80	121.90
36	1	1495	U	C5-C6-N1	-12.71	116.34	122.70
36	5	1116	G	O5'-P-OP1	-12.65	94.31	105.70

Continued on next page...

Continued from previous page...

Mol	Chain	Res	Type	Atoms	Z	Observed(°)	Ideal(°)
36	5	2726	C	C5-C4-N4	12.60	129.02	120.20
36	5	2373	A	O5'-P-OP1	-12.53	94.42	105.70
36	1	1495	U	N1-C2-N3	12.47	122.38	114.90
36	5	922	U	N1-C2-N3	12.42	122.35	114.90
36	1	406	G	O4'-C1'-N9	12.35	118.08	108.20
36	5	877	C	N3-C4-C5	12.33	126.83	121.90
36	5	922	U	N3-C2-O2	-12.22	113.64	122.20
36	5	2639	G	C5-C6-O6	-12.21	121.28	128.60
36	1	1495	U	C4-C5-C6	12.16	127.00	119.70
1	2	1200	G	N1-C6-O6	12.02	127.11	119.90
1	6	352	A	O5'-P-OP1	-11.98	94.92	105.70
36	5	1307	G	P-O3'-C3'	11.93	134.01	119.70
36	1	1117	G	O5'-P-OP1	-11.88	95.01	105.70
36	5	2341	A	C8-N9-C4	11.73	110.49	105.80
36	1	979	U	C6-N1-C2	-11.67	114.00	121.00
36	1	817	A	O5'-P-OP1	-11.56	95.29	105.70
36	5	1371	G	N1-C6-O6	-11.55	112.97	119.90
36	5	1313	G	O5'-P-OP2	-11.46	95.39	105.70
36	1	1396	C	C6-N1-C2	11.44	124.88	120.30
36	1	3181	C	N3-C2-O2	-11.36	113.95	121.90
36	1	776	U	C4-C5-C6	11.35	126.51	119.70
36	5	2121	G	O5'-P-OP2	-11.33	95.50	105.70
36	1	2945	G	O5'-P-OP2	-11.28	95.55	105.70
1	6	1537	C	C6-N1-C2	-11.24	115.81	120.30
36	5	1513	G	C8-N9-C4	-11.23	101.91	106.40
36	5	3245	A	C5-N7-C8	-11.19	98.30	103.90
36	1	3305	A	O5'-P-OP2	-11.13	95.68	105.70
36	5	2315	G	O5'-P-OP1	-11.12	95.69	105.70
36	5	3140	G	C5-C6-O6	-11.01	122.00	128.60
36	1	2726	C	N3-C4-N4	-11.00	110.30	118.00
36	5	2726	C	C6-N1-C2	-10.92	115.93	120.30
36	1	968	G	C8-N9-C4	-10.89	102.05	106.40
36	1	3375	A	O5'-P-OP2	-10.71	96.06	105.70
36	1	2983	C	C5-C6-N1	-10.70	115.65	121.00
36	5	3245	A	C2-N3-C4	-10.70	105.25	110.60
36	1	2617	U	N1-C2-N3	10.64	121.29	114.90
36	5	2726	C	N3-C2-O2	-10.64	114.45	121.90
36	1	1216	C	C6-N1-C2	-10.46	116.12	120.30
1	2	1773	C	C6-N1-C2	-10.44	116.12	120.30
36	1	2983	C	C4-C5-C6	10.43	122.61	117.40
1	6	163	G	N3-C4-C5	10.43	133.81	128.60
36	5	2818	U	O5'-P-OP1	-10.28	96.45	105.70

Continued on next page...

Continued from previous page...

Mol	Chain	Res	Type	Atoms	Z	Observed(°)	Ideal(°)
36	1	2860	U	C5-C6-N1	10.28	127.84	122.70
36	1	2726	C	N3-C2-O2	-10.26	114.72	121.90
1	6	337	G	C6-C5-N7	-10.24	124.26	130.40
1	6	542	A	N7-C8-N9	10.16	118.88	113.80
36	1	3362	A	C2-N3-C4	-10.13	105.53	110.60
1	6	1473	U	N3-C2-O2	-10.13	115.11	122.20
36	5	50	U	O5'-P-OP1	-10.12	96.59	105.70
36	1	709	A	C8-N9-C4	10.11	109.85	105.80
36	1	2983	C	C5-C4-N4	10.09	127.27	120.20
36	1	979	U	N3-C2-O2	-10.09	115.14	122.20
36	5	2899	C	C6-N1-C2	-10.08	116.27	120.30
36	5	3245	A	N7-C8-N9	10.05	118.83	113.80
36	5	1152	G	C5-C6-O6	-10.04	122.57	128.60
1	2	639	U	N3-C2-O2	-10.03	115.18	122.20
36	1	2393	G	C5-C6-O6	-10.02	122.59	128.60
1	6	609	U	C5-C4-O4	10.02	131.91	125.90
1	6	1537	C	N3-C4-C5	-10.02	117.89	121.90
36	1	2617	U	C4-C5-C6	10.01	125.71	119.70
1	2	553	G	C6-C5-N7	-10.01	124.39	130.40
36	5	437	G	C8-N9-C4	-9.99	102.41	106.40
36	5	776	U	N3-C2-O2	-9.97	115.22	122.20
36	1	818	C	C6-N1-C2	-9.96	116.31	120.30
36	1	2726	C	C5-C4-N4	9.96	127.17	120.20
1	2	1560	U	N3-C2-O2	-9.96	115.23	122.20
36	5	2634	U	C2-N3-C4	-9.95	121.03	127.00
36	5	2954	U	N3-C4-O4	9.94	126.36	119.40
36	5	835	G	O4'-C1'-N9	9.92	116.14	108.20
36	5	922	U	C5-C4-O4	9.92	131.85	125.90
36	1	3344	A	N7-C8-N9	9.90	118.75	113.80
36	1	2936	A	O5'-P-OP1	-9.89	96.80	105.70
36	1	895	A	C5-N7-C8	-9.88	98.96	103.90
36	1	2983	C	N3-C4-N4	-9.86	111.10	118.00
1	2	1200	G	C5-C6-O6	-9.82	122.71	128.60
36	1	2846	U	N3-C2-O2	-9.81	115.33	122.20
36	1	960	U	N3-C4-O4	-9.80	112.54	119.40
36	5	3012	A	C8-N9-C4	9.74	109.70	105.80
1	2	1783	C	O5'-P-OP2	-9.73	96.94	105.70
36	5	2899	C	N1-C2-N3	9.72	126.01	119.20
37	7	120	C	C6-N1-C2	9.72	124.19	120.30
36	1	2617	U	C5-C6-N1	-9.71	117.84	122.70
36	5	1165	A	O5'-P-OP2	-9.70	96.97	105.70
36	5	1419	A	O5'-P-OP2	-9.70	96.97	105.70

Continued on next page...

Continued from previous page...

Mol	Chain	Res	Type	Atoms	Z	Observed(°)	Ideal(°)
1	2	553	G	C5-C6-O6	-9.69	122.79	128.60
36	1	942	U	OP1-P-OP2	-9.69	105.07	119.60
1	6	144	U	N3-C2-O2	-9.68	115.42	122.20
36	5	776	U	N1-C2-N3	9.67	120.70	114.90
36	1	67	A	O5'-P-OP1	-9.65	97.01	105.70
36	1	792	G	O5'-P-OP1	-9.65	97.01	105.70
37	3	86	U	C5-C4-O4	-9.64	120.11	125.90
36	5	2941	A	O4'-C1'-N9	-9.63	100.50	108.20
1	6	337	G	C4-C5-N7	9.60	114.64	110.80
36	1	439	C	C2-N1-C1'	9.53	129.28	118.80
36	1	639	G	N1-C6-O6	9.51	125.61	119.90
36	1	2621	G	N3-C2-N2	-9.50	113.25	119.90
36	5	2833	A	N1-C6-N6	-9.50	112.90	118.60
36	5	1117	G	O5'-P-OP1	-9.49	97.16	105.70
36	1	1495	U	N3-C2-O2	-9.47	115.57	122.20
36	1	801	A	O5'-P-OP2	-9.47	97.18	105.70
1	2	453	U	N3-C2-O2	-9.45	115.59	122.20
36	5	719	U	N1-C2-O2	9.45	129.41	122.80
36	5	2954	U	C2-N1-C1'	9.44	129.02	117.70
36	5	1879	A	O5'-P-OP1	9.42	122.00	110.70
1	6	1773	C	N3-C4-N4	9.41	124.59	118.00
36	1	521	A	N1-C6-N6	9.41	124.24	118.60
36	1	960	U	N3-C4-C5	9.40	120.24	114.60
36	5	1847	A	O5'-P-OP2	-9.39	97.25	105.70
1	6	453	U	N3-C2-O2	-9.38	115.64	122.20
36	1	2827	U	C5-C4-O4	9.37	131.52	125.90
1	2	1773	C	N3-C4-C5	-9.36	118.16	121.90
36	5	2619	G	C5-C6-O6	-9.32	123.01	128.60
36	5	1461	A	C8-N9-C4	9.31	109.52	105.80
36	1	980	A	C8-N9-C4	-9.31	102.08	105.80
36	5	960	U	C5-C6-N1	-9.30	118.05	122.70
36	1	3209	A	N1-C6-N6	9.30	124.18	118.60
36	5	2988	C	C2-N3-C4	-9.30	115.25	119.90
1	6	973	A	O5'-P-OP2	-9.30	97.33	105.70
36	1	2412	G	C8-N9-C4	-9.29	102.68	106.40
37	3	88	G	N1-C6-O6	-9.29	114.32	119.90
36	1	406	G	O5'-P-OP2	-9.28	97.35	105.70
36	5	955	U	C5-C4-O4	-9.27	120.33	125.90
36	5	2290	C	C5-C6-N1	-9.26	116.37	121.00
36	1	2375	G	C8-N9-C4	9.25	110.10	106.40
36	1	979	U	N1-C2-N3	9.24	120.44	114.90
36	5	1115	G	C8-N9-C4	-9.23	102.71	106.40

Continued on next page...

Continued from previous page...

Mol	Chain	Res	Type	Atoms	Z	Observed(°)	Ideal(°)
36	5	2341	A	N7-C8-N9	-9.23	109.18	113.80
36	5	519	A	N1-C6-N6	9.23	124.14	118.60
1	2	453	U	N1-C2-O2	9.22	129.25	122.80
36	5	864	G	O5'-P-OP2	-9.22	97.40	105.70
36	5	2136	C	C2-N3-C4	-9.22	115.29	119.90
36	1	2306	C	N1-C2-O2	9.21	124.43	118.90
1	6	434	G	O5'-P-OP2	-9.17	97.44	105.70
36	1	2600	C	N1-C2-O2	9.17	124.40	118.90
36	1	2343	C	N3-C4-C5	9.16	125.56	121.90
1	6	308	C	C2-N3-C4	-9.15	115.33	119.90
36	5	2634	U	N1-C2-N3	9.13	120.38	114.90
1	2	1596	C	N3-C2-O2	-9.11	115.52	121.90
36	1	591	G	C5-C6-O6	-9.11	123.13	128.60
36	1	3181	C	C5-C4-N4	9.11	126.58	120.20
36	5	2327	U	C5-C6-N1	-9.11	118.15	122.70
36	1	776	U	N1-C2-N3	9.10	120.36	114.90
36	5	2572	C	N1-C2-O2	9.09	124.36	118.90
36	5	1419	A	O5'-P-OP1	9.08	121.60	110.70
36	5	2375	G	N1-C6-O6	-9.07	114.46	119.90
36	1	2983	C	N3-C2-O2	-9.04	115.57	121.90
36	1	919	U	O5'-P-OP1	9.04	121.55	110.70
36	5	2392	C	C2-N3-C4	-9.04	115.38	119.90
36	5	922	U	N3-C4-O4	-9.03	113.08	119.40
36	1	2891	U	C5-C4-O4	-9.03	120.48	125.90
36	1	1296	C	C6-N1-C2	-9.02	116.69	120.30
36	1	53	G	C8-N9-C4	9.01	110.00	106.40
36	1	1168	U	N1-C2-O2	9.01	129.11	122.80
36	1	960	U	C2-N1-C1'	-9.00	106.90	117.70
36	5	965	A	O5'-P-OP2	-9.00	97.60	105.70
36	5	945	C	C6-N1-C2	8.99	123.90	120.30
36	5	1301	A	N1-C6-N6	8.98	123.99	118.60
36	1	2572	C	N1-C2-O2	8.97	124.28	118.90
36	1	1316	C	N1-C2-O2	-8.97	113.52	118.90
36	5	406	G	O4'-C1'-N9	8.96	115.37	108.20
36	1	3306	U	N3-C2-O2	-8.95	115.94	122.20
36	5	960	U	C2-N3-C4	-8.94	121.63	127.00
36	1	776	U	C5-C6-N1	-8.94	118.23	122.70
52	M6	110	PRO	C-N-CD	-8.93	100.95	120.60
36	5	776	U	C4-C5-C6	8.92	125.05	119.70
36	5	2965	U	N1-C2-O2	-8.92	116.56	122.80
36	1	3214	U	C5-C4-O4	8.90	131.24	125.90
1	6	44	U	N1-C2-O2	-8.90	116.57	122.80

Continued on next page...

Continued from previous page...

Mol	Chain	Res	Type	Atoms	Z	Observed(°)	Ideal(°)
36	1	1189	C	N1-C2-O2	-8.89	113.56	118.90
36	1	1400	G	O5'-P-OP2	-8.88	97.70	105.70
36	5	3093	C	C6-N1-C2	8.88	123.85	120.30
36	1	3181	C	C6-N1-C2	-8.87	116.75	120.30
36	1	2846	U	C5-C4-O4	8.87	131.22	125.90
36	5	3140	G	N1-C6-O6	8.87	125.22	119.90
37	7	98	C	O5'-P-OP2	-8.86	97.72	105.70
36	5	1307	G	O5'-P-OP1	-8.86	97.73	105.70
36	1	1405	U	C5-C6-N1	-8.85	118.28	122.70
1	6	647	G	N3-C4-N9	-8.85	120.69	126.00
40	l3	19	ARG	NE-CZ-NH2	-8.85	115.88	120.30
36	5	2953	U	C5-C4-O4	-8.82	120.61	125.90
36	1	1904	C	C6-N1-C2	-8.79	116.78	120.30
36	1	2400	G	C6-C5-N7	-8.78	125.14	130.40
36	1	2897	A	C8-N9-C4	8.77	109.31	105.80
36	1	3344	A	C8-N9-C4	-8.77	102.29	105.80
36	5	2870	C	N3-C4-C5	8.76	125.40	121.90
36	1	2617	U	N3-C2-O2	-8.73	116.09	122.20
36	1	639	G	C5-C6-O6	-8.72	123.37	128.60
36	5	1152	G	C4-C5-N7	8.72	114.29	110.80
36	1	835	G	O4'-C1'-N9	8.71	115.17	108.20
36	1	960	U	C6-N1-C2	8.71	126.22	121.00
1	6	1100	G	N3-C4-N9	8.70	131.22	126.00
36	1	1405	U	C2-N3-C4	-8.70	121.78	127.00
36	5	1305	U	C5-C4-O4	-8.70	120.68	125.90
1	6	542	A	C8-N9-C4	-8.68	102.33	105.80
36	1	1396	C	N3-C4-C5	8.68	125.37	121.90
36	5	2827	U	O4'-C1'-N1	8.67	115.14	108.20
36	1	3362	A	C5-N7-C8	-8.67	99.56	103.90
36	5	2923	U	O5'-P-OP1	-8.67	97.90	105.70
36	1	1494	U	C5-C6-N1	-8.66	118.37	122.70
36	1	885	U	C5-C6-N1	-8.65	118.37	122.70
36	5	2393	G	N1-C6-O6	8.65	125.09	119.90
65	n9	23	LYS	C-N-CD	8.65	146.56	128.40
36	1	1127	G	N1-C6-O6	8.64	125.09	119.90
1	2	1291	G	N7-C8-N9	8.64	117.42	113.10
36	5	2639	G	N1-C6-O6	8.63	125.08	119.90
36	1	2714	G	C2-N3-C4	-8.63	107.59	111.90
36	1	2884	C	N3-C4-C5	8.63	125.35	121.90
12	C0	88	PRO	N-CA-CB	8.61	113.63	103.30
36	5	947	G	N3-C4-C5	-8.60	124.30	128.60
36	5	2634	U	C5-C4-O4	-8.60	120.74	125.90

Continued on next page...

Continued from previous page...

Mol	Chain	Res	Type	Atoms	Z	Observed(°)	Ideal(°)
36	1	3217	C	C2-N1-C1'	8.60	128.26	118.80
36	1	2797	C	O5'-P-OP1	-8.59	97.97	105.70
36	1	2391	G	N1-C6-O6	-8.59	114.75	119.90
36	1	2617	U	N3-C4-O4	-8.59	113.39	119.40
1	6	402	C	O5'-P-OP2	-8.58	97.98	105.70
36	1	1838	G	C5-C6-O6	-8.57	123.46	128.60
36	1	280	U	C5-C4-O4	-8.57	120.76	125.90
36	5	1879	A	N1-C6-N6	8.56	123.74	118.60
1	6	163	G	C2-N3-C4	-8.56	107.62	111.90
36	5	1482	A	O5'-P-OP2	-8.55	98.00	105.70
36	5	1879	A	C5-N7-C8	-8.55	99.63	103.90
36	5	2726	C	N3-C4-C5	-8.55	118.48	121.90
36	5	1159	A	O5'-P-OP1	-8.54	98.01	105.70
36	5	2797	C	N1-C2-O2	-8.54	113.77	118.90
36	5	2244	A	O5'-P-OP1	8.54	120.94	110.70
36	1	2222	A	C8-N9-C4	-8.53	102.39	105.80
36	5	636	C	C2-N3-C4	-8.53	115.64	119.90
36	1	776	U	C5-C4-O4	8.51	131.01	125.90
36	5	420	G	N3-C4-C5	-8.51	124.35	128.60
36	5	1192	C	N3-C4-N4	8.51	123.95	118.00
36	5	922	U	C5-C6-N1	-8.50	118.45	122.70
36	5	3154	C	N1-C2-O2	8.50	124.00	118.90
36	1	3092	C	C6-N1-C2	8.49	123.69	120.30
36	1	196	G	C5-C6-O6	-8.48	123.51	128.60
36	1	2400	G	N9-C4-C5	-8.48	102.01	105.40
36	1	1049	C	O5'-P-OP2	-8.48	98.07	105.70
36	1	635	G	C5-C6-O6	-8.48	123.51	128.60
36	1	65	A	P-O3'-C3'	8.48	129.87	119.70
36	1	2836	C	C5-C4-N4	8.47	126.13	120.20
36	1	2983	C	C2-N3-C4	-8.47	115.66	119.90
36	5	776	U	C5-C6-N1	-8.47	118.46	122.70
36	5	216	G	N1-C6-O6	8.46	124.98	119.90
36	5	3218	A	N1-C6-N6	8.46	123.68	118.60
36	5	2392	C	N1-C2-O2	-8.46	113.82	118.90
36	1	1446	A	O5'-P-OP1	-8.45	98.10	105.70
36	1	3278	C	N3-C2-O2	-8.45	115.99	121.90
36	1	966	U	N3-C2-O2	-8.44	116.29	122.20
36	5	2272	G	O4'-C1'-N9	8.44	114.95	108.20
36	1	3181	C	N3-C4-N4	-8.44	112.09	118.00
1	6	543	C	C5-C6-N1	8.43	125.22	121.00
36	5	437	G	N9-C4-C5	8.43	108.77	105.40
36	5	1879	A	C4-C5-N7	8.42	114.91	110.70

Continued on next page...

Continued from previous page...

Mol	Chain	Res	Type	Atoms	Z	Observed(°)	Ideal(°)
36	5	2340	U	N3-C4-C5	8.42	119.65	114.60
36	5	2136	C	C5-C6-N1	-8.42	116.79	121.00
38	8	32	C	N1-C2-O2	-8.42	113.85	118.90
36	1	970	A	C8-N9-C4	-8.40	102.44	105.80
36	5	907	G	O5'-P-OP1	-8.40	98.14	105.70
37	7	49	G	N1-C6-O6	8.40	124.94	119.90
36	1	2679	A	C2-N3-C4	-8.39	106.40	110.60
36	1	706	A	O5'-P-OP1	-8.39	98.15	105.70
36	5	644	G	C2-N3-C4	8.39	116.09	111.90
36	5	2933	A	O5'-P-OP2	-8.37	98.17	105.70
36	1	2572	C	C2-N1-C1'	8.37	128.00	118.80
1	2	402	C	O5'-P-OP1	-8.36	98.18	105.70
36	1	2614	G	N7-C8-N9	-8.36	108.92	113.10
36	5	1192	C	C5-C4-N4	-8.35	114.36	120.20
36	5	3140	G	O5'-P-OP2	-8.35	98.19	105.70
36	1	895	A	N7-C8-N9	8.35	117.97	113.80
36	1	1405	U	N3-C4-C5	8.33	119.60	114.60
36	1	2790	A	O5'-P-OP2	-8.31	98.22	105.70
36	1	2887	A	O5'-P-OP2	-8.30	98.23	105.70
36	1	2393	G	O5'-P-OP2	-8.30	98.23	105.70
36	5	2383	C	N1-C2-O2	-8.30	113.92	118.90
36	1	1127	G	C5-C6-O6	-8.30	123.62	128.60
1	6	543	C	C6-N1-C2	-8.28	116.99	120.30
36	5	2314	U	C5-C4-O4	-8.27	120.94	125.90
36	1	2836	C	C4-C5-C6	8.27	121.53	117.40
36	1	1405	U	C6-N1-C2	8.27	125.96	121.00
36	1	1904	C	C5-C6-N1	8.26	125.13	121.00
36	1	3214	U	N3-C2-O2	-8.26	116.42	122.20
36	1	3344	A	C5-N7-C8	-8.25	99.77	103.90
36	5	1308	A	O5'-P-OP2	8.25	120.60	110.70
36	1	3275	U	C5-C6-N1	8.24	126.82	122.70
36	5	41	G	N1-C6-O6	8.24	124.84	119.90
36	5	2393	G	N9-C4-C5	-8.23	102.11	105.40
36	1	398	A	N1-C6-N6	8.23	123.54	118.60
36	1	1838	G	N1-C6-O6	8.23	124.84	119.90
36	1	3362	A	O4'-C1'-N9	8.22	114.77	108.20
41	L4	327	LEU	CA-CB-CG	8.21	134.19	115.30
36	5	420	G	N3-C4-N9	8.21	130.93	126.00
36	5	3013	U	O5'-P-OP2	-8.22	98.31	105.70
36	5	2704	A	O5'-P-OP1	-8.21	98.31	105.70
36	5	2323	G	C8-N9-C4	-8.21	103.12	106.40
36	5	282	G	P-O3'-C3'	8.20	129.53	119.70

Continued on next page...

Continued from previous page...

Mol	Chain	Res	Type	Atoms	Z	Observed(°)	Ideal(°)
36	1	2279	A	N9-C4-C5	-8.19	102.52	105.80
36	1	3362	A	N7-C8-N9	8.19	117.89	113.80
36	1	2614	G	C8-N9-C4	8.18	109.67	106.40
36	5	922	U	C2-N3-C4	-8.17	122.10	127.00
36	1	1196	C	C6-N1-C2	8.16	123.57	120.30
36	1	709	A	N9-C4-C5	-8.16	102.53	105.80
36	1	2816	G	C5-C6-N1	8.16	115.58	111.50
36	5	2278	C	C6-N1-C2	-8.16	117.03	120.30
36	5	2142	A	O5'-P-OP2	8.16	120.50	110.70
36	1	1433	A	C5-C6-N1	8.16	121.78	117.70
36	1	2818	U	O5'-P-OP2	-8.16	98.36	105.70
36	1	1891	A	C8-N9-C4	8.15	109.06	105.80
36	1	2864	A	O5'-P-OP1	-8.14	98.37	105.70
36	5	2988	C	C5-C6-N1	-8.14	116.93	121.00
36	1	1902	G	C5-C6-O6	-8.13	123.72	128.60
38	4	113	U	N1-C2-N3	8.14	119.78	114.90
1	6	542	A	O5'-P-OP1	-8.12	98.40	105.70
36	1	334	A	C8-N9-C4	-8.11	102.56	105.80
36	1	2726	C	N1-C2-N3	8.11	124.88	119.20
36	5	966	U	N3-C2-O2	-8.11	116.52	122.20
36	5	883	A	C8-N9-C4	8.11	109.04	105.80
36	5	3140	G	C6-C5-N7	-8.10	125.54	130.40
1	6	1634	C	N1-C2-O2	8.08	123.75	118.90
36	5	92	G	N1-C6-O6	-8.08	115.05	119.90
36	5	890	C	O5'-P-OP2	-8.08	98.43	105.70
36	5	955	U	C2-N3-C4	-8.07	122.16	127.00
36	5	1181	U	C5-C6-N1	-8.07	118.67	122.70
36	5	3245	A	C4-C5-N7	8.07	114.73	110.70
36	5	2728	G	O5'-P-OP2	-8.06	98.44	105.70
1	6	1773	C	N1-C2-O2	-8.06	114.06	118.90
36	5	2572	C	C2-N1-C1'	8.06	127.67	118.80
36	5	2701	U	C5-C4-O4	-8.06	121.06	125.90
1	6	1773	C	C4-C5-C6	8.06	121.43	117.40
36	1	3306	U	N3-C4-O4	-8.04	113.77	119.40
36	5	283	G	C5-C6-O6	-8.04	123.78	128.60
36	5	631	U	N3-C2-O2	-8.04	116.57	122.20
36	1	345	G	O5'-P-OP2	-8.02	98.49	105.70
36	1	421	G	N3-C4-N9	8.01	130.81	126.00
36	5	339	C	N1-C2-O2	-8.01	114.09	118.90
36	1	650	C	N1-C2-O2	-8.00	114.10	118.90
36	5	417	A	N1-C6-N6	-8.00	113.80	118.60
36	5	960	U	N3-C2-O2	-8.00	116.60	122.20

Continued on next page...

Continued from previous page...

Mol	Chain	Res	Type	Atoms	Z	Observed(°)	Ideal(°)
36	5	881	C	C5-C6-N1	8.00	125.00	121.00
36	5	2945	G	O5'-P-OP1	7.99	120.29	110.70
36	5	838	G	N1-C6-O6	-7.99	115.11	119.90
39	12	246	LEU	CA-CB-CG	7.98	133.66	115.30
37	7	44	C	N1-C2-O2	-7.98	114.11	118.90
36	1	2614	G	C5-N7-C8	7.97	108.29	104.30
36	5	2372	A	C8-N9-C4	-7.97	102.61	105.80
36	1	1881	A	C8-N9-C4	7.96	108.99	105.80
36	1	112	U	C2-N1-C1'	7.95	127.25	117.70
36	5	3140	G	N9-C4-C5	-7.95	102.22	105.40
36	1	645	A	C6-N1-C2	-7.95	113.83	118.60
36	1	2298	U	C5-C6-N1	-7.95	118.73	122.70
36	5	3362	A	N7-C8-N9	7.94	117.77	113.80
36	1	1434	G	O5'-P-OP1	-7.93	98.56	105.70
36	1	2411	U	N3-C4-C5	7.92	119.36	114.60
36	5	1152	G	C4-C5-C6	-7.92	114.05	118.80
36	1	2400	G	N1-C6-O6	7.92	124.65	119.90
36	1	218	G	O5'-P-OP2	-7.91	98.58	105.70
36	1	1381	A	O5'-P-OP2	7.91	120.19	110.70
36	5	585	A	O5'-P-OP2	-7.91	98.58	105.70
36	1	1313	G	C4-C5-N7	7.91	113.96	110.80
37	7	101	G	N1-C6-O6	7.90	124.64	119.90
36	5	2290	C	C6-N1-C2	7.90	123.46	120.30
36	5	3308	C	N1-C2-O2	-7.89	114.16	118.90
36	1	968	G	N7-C8-N9	7.89	117.05	113.10
36	5	1848	G	C5-C6-O6	-7.89	123.87	128.60
36	5	3144	G	C8-N9-C4	-7.89	103.24	106.40
36	5	2882	U	O5'-P-OP2	-7.89	98.60	105.70
36	1	645	A	C2-N3-C4	7.89	114.54	110.60
36	1	1307	G	N1-C6-O6	-7.89	115.17	119.90
36	1	2606	G	N3-C4-N9	7.88	130.73	126.00
36	1	2723	U	N1-C2-O2	-7.88	117.28	122.80
36	1	2809	C	N1-C2-O2	7.87	123.62	118.90
36	5	974	G	N3-C4-C5	-7.87	124.66	128.60
36	5	3362	A	O4'-C1'-N9	7.87	114.50	108.20
36	5	2726	C	N3-C4-N4	-7.86	112.50	118.00
36	1	2809	C	N3-C2-O2	-7.86	116.40	121.90
1	6	337	G	C8-N9-C1'	-7.86	116.78	127.00
36	1	1902	G	C4-C5-N7	7.86	113.94	110.80
36	1	2362	C	O5'-P-OP2	-7.86	98.63	105.70
36	1	2938	G	O5'-P-OP1	-7.86	98.63	105.70
36	1	2824	G	O5'-P-OP2	-7.85	98.64	105.70

Continued on next page...

Continued from previous page...

Mol	Chain	Res	Type	Atoms	Z	Observed(°)	Ideal(°)
36	5	2392	C	C5-C4-N4	-7.85	114.71	120.20
36	5	1390	A	C8-N9-C4	-7.83	102.67	105.80
36	1	903	U	N3-C2-O2	-7.83	116.72	122.20
36	1	3057	U	C5-C4-O4	7.82	130.59	125.90
36	5	938	C	N3-C4-C5	7.82	125.03	121.90
31	D9	36	LEU	CA-CB-CG	7.81	133.27	115.30
36	5	3362	A	C5-N7-C8	-7.81	100.00	103.90
1	6	308	C	C5-C6-N1	-7.80	117.10	121.00
1	6	1039	A	O4'-C1'-N9	7.80	114.44	108.20
1	6	314	C	O5'-P-OP1	-7.80	98.68	105.70
36	1	716	A	N1-C6-N6	7.80	123.28	118.60
36	1	2192	C	O5'-P-OP2	-7.80	98.68	105.70
36	1	1495	U	C5-C4-O4	7.79	130.58	125.90
36	1	641	C	N3-C4-C5	7.79	125.02	121.90
36	1	1495	U	C2-N3-C4	-7.79	122.33	127.00
36	1	3057	U	N3-C4-O4	-7.78	113.95	119.40
36	1	806	A	O5'-P-OP1	-7.77	98.71	105.70
1	6	25	C	C6-N1-C2	-7.76	117.20	120.30
36	5	2953	U	N3-C4-O4	7.76	124.83	119.40
10	S8	29	LEU	CA-CB-CG	7.75	133.13	115.30
36	1	3217	C	C6-N1-C1'	-7.75	111.50	120.80
36	1	3218	A	C8-N9-C4	-7.75	102.70	105.80
36	5	1004	U	N1-C2-O2	7.75	128.22	122.80
36	1	988	U	C5-C6-N1	-7.75	118.83	122.70
36	5	1902	G	C5-C6-O6	-7.74	123.96	128.60
37	7	85	G	N1-C6-O6	-7.74	115.26	119.90
36	5	2634	U	N1-C2-O2	-7.73	117.39	122.80
36	1	346	C	C5-C6-N1	-7.73	117.13	121.00
36	1	3181	C	N1-C2-N3	7.73	124.61	119.20
36	5	3218	A	C4-C5-N7	7.73	114.56	110.70
36	1	1918	C	C6-N1-C2	-7.73	117.21	120.30
38	4	94	C	C6-N1-C2	7.72	123.39	120.30
37	7	85	G	O5'-P-OP2	7.72	119.97	110.70
36	1	521	A	C5-C6-N6	-7.72	117.52	123.70
1	6	17	C	C6-N1-C2	-7.72	117.21	120.30
36	5	2572	C	N3-C2-O2	-7.72	116.50	121.90
36	5	3306	U	N3-C4-C5	7.71	119.23	114.60
36	5	1115	G	C4-N9-C1'	7.71	136.52	126.50
36	5	2315	G	C8-N9-C4	7.71	109.48	106.40
1	6	1596	C	N3-C2-O2	-7.70	116.51	121.90
36	5	2211	U	N1-C2-N3	7.70	119.52	114.90
36	5	283	G	OP1-P-OP2	-7.70	108.05	119.60

Continued on next page...

Continued from previous page...

Mol	Chain	Res	Type	Atoms	Z	Observed(°)	Ideal(°)
1	2	1600	A	C2-N3-C4	-7.70	106.75	110.60
1	6	609	U	C5-C6-N1	-7.70	118.85	122.70
36	5	2393	G	O5'-P-OP2	-7.69	98.78	105.70
36	5	2874	G	C5-C6-O6	7.69	133.22	128.60
36	1	1556	C	N3-C2-O2	-7.69	116.52	121.90
38	4	113	U	N3-C2-O2	-7.68	116.82	122.20
36	5	3140	G	C4-C5-N7	7.68	113.87	110.80
36	1	3109	G	N1-C6-O6	-7.68	115.29	119.90
1	6	158	U	P-O3'-C3'	7.68	128.91	119.70
1	2	1339	C	P-O3'-C3'	7.67	128.91	119.70
1	6	1537	C	N1-C2-O2	-7.67	114.30	118.90
36	1	1847	A	OP1-P-OP2	7.66	131.10	119.60
36	1	958	C	C2-N3-C4	-7.66	116.07	119.90
36	5	1337	A	C8-N9-C4	-7.66	102.73	105.80
36	5	3154	C	C5-C6-N1	7.66	124.83	121.00
1	6	453	U	N1-C2-O2	7.66	128.16	122.80
36	1	2600	C	N3-C2-O2	-7.65	116.54	121.90
36	1	2870	C	C2-N1-C1'	-7.65	110.38	118.80
36	5	2211	U	C4-C5-C6	7.65	124.29	119.70
36	1	922	U	N1-C2-O2	7.65	128.16	122.80
1	2	830	U	N3-C2-O2	-7.64	116.85	122.20
36	1	2983	C	N1-C2-N3	7.64	124.55	119.20
36	1	2513	U	O4'-C1'-N1	7.64	114.31	108.20
36	1	908	G	O4'-C1'-N9	-7.64	102.09	108.20
36	1	2372	A	C2-N3-C4	7.64	114.42	110.60
1	6	194	U	C2-N1-C1'	7.64	126.86	117.70
36	1	2139	A	N1-C6-N6	-7.63	114.02	118.60
1	6	1634	C	C2-N1-C1'	7.63	127.19	118.80
36	1	895	A	C4-C5-N7	7.63	114.51	110.70
36	1	2621	G	N1-C6-O6	7.62	124.47	119.90
36	5	2340	U	N3-C4-O4	-7.62	114.06	119.40
36	1	3209	A	N9-C4-C5	-7.62	102.75	105.80
36	5	1513	G	N7-C8-N9	7.62	116.91	113.10
36	5	283	G	C4-C5-N7	7.62	113.85	110.80
36	1	2975	U	N3-C4-C5	7.61	119.17	114.60
36	5	580	C	C6-N1-C2	-7.61	117.25	120.30
36	5	1390	A	N9-C4-C5	7.61	108.84	105.80
1	6	337	G	C4-N9-C1'	7.61	136.39	126.50
36	5	1370	G	N1-C6-O6	-7.61	115.33	119.90
36	5	2955	U	N3-C2-O2	-7.61	116.88	122.20
36	5	2393	G	C5-C6-O6	-7.61	124.04	128.60
36	5	2405	C	C2-N3-C4	-7.61	116.10	119.90

Continued on next page...

Continued from previous page...

Mol	Chain	Res	Type	Atoms	Z	Observed(°)	Ideal(°)
36	5	1493	G	O4'-C1'-N9	7.60	114.28	108.20
36	5	2290	C	C2-N3-C4	-7.60	116.10	119.90
36	1	1144	U	C2-N3-C4	-7.59	122.44	127.00
36	1	2404	A	C2-N3-C4	7.59	114.39	110.60
36	1	2978	U	O5'-P-OP2	-7.59	98.87	105.70
1	2	75	U	N1-C2-O2	7.58	128.11	122.80
36	1	2816	G	C5-C6-O6	-7.58	124.05	128.60
1	2	1291	G	C8-N9-C4	-7.57	103.37	106.40
36	5	2858	U	N3-C2-O2	-7.57	116.90	122.20
36	5	1308	A	O5'-P-OP1	-7.57	98.89	105.70
36	1	2687	G	N1-C6-O6	-7.56	115.36	119.90
36	1	609	G	O5'-P-OP2	-7.56	98.90	105.70
36	1	2827	U	C6-N1-C1'	7.56	131.78	121.20
36	5	3336	A	N1-C6-N6	7.56	123.14	118.60
38	4	30	C	O5'-P-OP1	-7.56	98.90	105.70
36	5	838	G	C5-C6-O6	7.56	133.13	128.60
36	1	847	A	N1-C6-N6	7.55	123.13	118.60
36	5	1057	A	N1-C6-N6	7.55	123.13	118.60
36	1	2222	A	N9-C4-C5	7.55	108.82	105.80
36	5	1307	G	OP1-P-O3'	-7.55	88.59	105.20
36	5	3154	C	C2-N1-C1'	7.55	127.10	118.80
36	1	646	A	O5'-P-OP2	-7.54	98.91	105.70
36	5	2393	G	C8-N9-C4	7.54	109.42	106.40
36	1	1212	A	O5'-P-OP2	-7.54	98.92	105.70
1	2	453	U	C2-N1-C1'	7.54	126.74	117.70
36	1	1342	C	N3-C4-C5	7.54	124.92	121.90
36	5	2343	C	N3-C4-C5	7.54	124.92	121.90
36	1	3092	C	O5'-P-OP1	-7.54	98.92	105.70
36	1	1007	U	C5-C4-O4	-7.53	121.38	125.90
36	5	2352	A	N1-C2-N3	7.53	133.07	129.30
1	6	448	C	C6-N1-C2	-7.53	117.29	120.30
36	1	2130	G	C5-C6-O6	7.53	133.12	128.60
36	1	3143	C	C6-N1-C2	7.53	123.31	120.30
36	5	2821	C	N1-C2-O2	-7.53	114.38	118.90
36	5	993	G	O5'-P-OP2	-7.52	98.93	105.70
36	5	2812	C	O5'-P-OP1	-7.52	98.93	105.70
1	2	1560	U	C5-C4-O4	7.52	130.41	125.90
36	1	2114	C	O5'-P-OP2	-7.52	98.93	105.70
36	5	2797	C	N3-C2-O2	7.52	127.16	121.90
36	1	805	G	OP1-P-OP2	-7.52	108.33	119.60
36	1	1153	A	N1-C6-N6	7.52	123.11	118.60
36	1	1349	G	N3-C4-N9	7.51	130.51	126.00

Continued on next page...

Continued from previous page...

Mol	Chain	Res	Type	Atoms	Z	Observed(°)	Ideal(°)
36	1	2424	A	N1-C6-N6	7.51	123.11	118.60
36	1	2409	G	C8-N9-C4	-7.51	103.39	106.40
36	1	2884	C	C6-N1-C2	7.50	123.30	120.30
36	1	1117	G	C5-C6-O6	-7.50	124.10	128.60
36	1	1484	U	P-O3'-C3'	7.50	128.70	119.70
1	6	358	U	O5'-P-OP1	-7.50	98.95	105.70
36	5	971	G	C5-N7-C8	7.49	108.05	104.30
1	2	1291	G	N1-C2-N3	7.48	128.39	123.90
36	1	931	C	N3-C4-C5	7.48	124.89	121.90
36	5	2620	G	C5-C6-N1	7.48	115.24	111.50
36	1	867	G	N3-C2-N2	-7.48	114.67	119.90
36	5	362	U	N1-C2-N3	7.48	119.39	114.90
36	1	2370	G	O5'-P-OP2	-7.48	98.97	105.70
36	1	645	A	N3-C4-C5	-7.47	121.57	126.80
36	5	1113	G	C2-N3-C4	-7.46	108.17	111.90
1	6	163	G	N3-C2-N2	-7.46	114.68	119.90
1	6	1537	C	C6-N1-C1'	7.46	129.75	120.80
10	s8	29	LEU	CA-CB-CG	7.46	132.45	115.30
36	1	347	G	C5-C6-N1	7.45	115.23	111.50
36	5	1848	G	N1-C6-O6	7.45	124.37	119.90
36	1	200	C	N1-C2-O2	7.45	123.37	118.90
36	1	2522	G	C4-N9-C1'	7.45	136.18	126.50
36	1	2384	A	N1-C6-N6	7.44	123.07	118.60
1	6	609	U	N3-C2-O2	-7.44	116.99	122.20
1	2	553	G	N3-C2-N2	-7.44	114.69	119.90
36	1	718	G	N3-C4-C5	7.44	132.32	128.60
36	1	591	G	C5-C6-N1	7.43	115.22	111.50
36	5	35	A	N9-C4-C5	-7.43	102.83	105.80
1	2	402	C	C6-N1-C2	7.43	123.27	120.30
36	1	2283	G	N3-C2-N2	-7.43	114.70	119.90
36	5	675	C	N1-C2-O2	-7.43	114.44	118.90
36	5	2726	C	N1-C2-N3	7.43	124.40	119.20
36	1	716	A	N9-C4-C5	-7.42	102.83	105.80
36	1	648	C	O5'-P-OP1	-7.42	99.02	105.70
36	5	65	A	O5'-P-OP2	-7.42	99.02	105.70
36	1	1082	U	C5-C6-N1	7.42	126.41	122.70
36	1	2944	U	N1-C2-O2	7.42	127.99	122.80
36	5	2814	G	C4-C5-N7	7.42	113.77	110.80
36	5	2314	U	N3-C4-O4	7.41	124.59	119.40
36	5	1888	U	C4-C5-C6	7.41	124.15	119.70
36	1	2952	G	N1-C6-O6	7.40	124.34	119.90
36	1	1433	A	C6-N1-C2	-7.40	114.16	118.60

Continued on next page...

Continued from previous page...

Mol	Chain	Res	Type	Atoms	Z	Observed(°)	Ideal(°)
36	5	348	A	O5'-P-OP1	-7.39	99.05	105.70
36	5	65	A	P-O3'-C3'	7.39	128.57	119.70
36	1	2179	C	N3-C4-C5	7.39	124.86	121.90
36	5	3309	G	N3-C4-C5	-7.38	124.91	128.60
36	1	369	A	C2-N3-C4	7.38	114.29	110.60
38	4	55	U	N3-C2-O2	-7.37	117.04	122.20
1	6	337	G	N9-C4-C5	-7.37	102.45	105.40
36	1	2409	G	C5-C6-O6	7.37	133.02	128.60
36	1	3278	C	N1-C2-O2	7.37	123.32	118.90
36	5	2938	G	O5'-P-OP1	-7.37	99.07	105.70
36	1	659	G	N3-C4-N9	7.37	130.42	126.00
1	6	1100	G	N3-C4-C5	-7.37	124.92	128.60
36	5	2821	C	N3-C2-O2	7.37	127.06	121.90
36	5	2860	U	N3-C2-O2	7.37	127.36	122.20
36	1	1556	C	C6-N1-C2	-7.37	117.35	120.30
36	5	1881	A	N1-C6-N6	7.36	123.02	118.60
40	l3	19	ARG	NE-CZ-NH1	7.36	123.98	120.30
37	3	10	C	O5'-P-OP2	-7.36	99.08	105.70
38	4	79	A	C8-N9-C4	-7.36	102.86	105.80
36	1	2384	A	N9-C4-C5	-7.35	102.86	105.80
36	1	2411	U	N3-C4-O4	-7.35	114.25	119.40
1	6	901	G	C4-C5-N7	7.35	113.74	110.80
36	5	2930	A	N1-C6-N6	-7.35	114.19	118.60
36	1	1148	G	C8-N9-C4	7.34	109.34	106.40
1	6	1535	U	N3-C2-O2	-7.34	117.06	122.20
36	1	2960	C	C5-C6-N1	-7.33	117.33	121.00
1	2	1096	C	C2-N1-C1'	7.33	126.86	118.80
36	5	915	A	C2-N3-C4	7.33	114.27	110.60
36	5	2135	U	C6-N1-C2	7.33	125.40	121.00
1	6	1145	U	O5'-P-OP2	-7.32	99.11	105.70
1	6	630	A	O5'-P-OP2	-7.32	99.11	105.70
36	1	2614	G	N1-C6-O6	-7.31	115.51	119.90
36	1	1124	U	C4-C5-C6	-7.30	115.32	119.70
36	1	1517	G	O5'-P-OP2	-7.30	99.13	105.70
36	5	3173	G	C5-C6-O6	-7.30	124.22	128.60
36	1	960	U	C5-C6-N1	-7.30	119.05	122.70
1	6	364	G	C8-N9-C4	7.30	109.32	106.40
36	5	423	A	C2-N3-C4	7.30	114.25	110.60
36	1	1329	U	N1-C1'-C2'	-7.30	103.97	112.00
1	6	542	A	C5-N7-C8	-7.30	100.25	103.90
36	5	2375	G	C5-C6-O6	7.29	132.97	128.60
36	5	3306	U	C6-N1-C2	7.29	125.38	121.00

Continued on next page...

Continued from previous page...

Mol	Chain	Res	Type	Atoms	Z	Observed(°)	Ideal(°)
47	M0	57	LEU	CA-CB-CG	7.29	132.07	115.30
36	5	2872	A	C8-N9-C4	7.28	108.71	105.80
36	5	1846	C	C2-N3-C4	-7.28	116.26	119.90
36	1	3050	U	N3-C2-O2	-7.28	117.11	122.20
36	5	1882	G	N1-C6-O6	-7.28	115.53	119.90
36	1	950	G	N9-C4-C5	-7.28	102.49	105.40
36	1	1841	A	C2-N3-C4	7.28	114.24	110.60
36	1	2400	G	C4-C5-N7	7.28	113.71	110.80
36	5	1506	A	C8-N9-C4	-7.28	102.89	105.80
36	5	297	G	O4'-C1'-N9	7.27	114.02	108.20
36	5	2814	G	C6-C5-N7	-7.27	126.04	130.40
36	5	2354	C	N1-C2-O2	-7.27	114.54	118.90
36	1	938	C	N3-C4-C5	7.27	124.81	121.90
36	5	2257	C	C6-N1-C2	-7.27	117.39	120.30
36	5	2954	U	C6-N1-C1'	-7.26	111.03	121.20
36	5	2288	G	C5-C6-N1	7.26	115.13	111.50
36	5	2300	G	N1-C6-O6	-7.26	115.54	119.90
36	5	2878	G	C5-C6-N1	7.25	115.12	111.50
36	1	909	G	C8-N9-C4	7.24	109.30	106.40
1	2	1432	U	C6-N1-C2	7.24	125.34	121.00
36	5	2353	G	N1-C6-O6	7.24	124.25	119.90
36	5	1083	G	O5'-P-OP1	-7.24	99.19	105.70
36	5	2643	A	N1-C2-N3	-7.24	125.68	129.30
36	1	2215	A	C8-N9-C4	7.23	108.69	105.80
36	5	1846	C	C5-C6-N1	-7.23	117.39	121.00
1	6	1560	U	N3-C2-O2	-7.22	117.14	122.20
1	2	1773	C	N3-C4-N4	7.22	123.06	118.00
36	1	439	C	C6-N1-C1'	-7.22	112.13	120.80
36	1	1319	G	N1-C6-O6	-7.22	115.57	119.90
36	5	644	G	N1-C2-N3	-7.22	119.57	123.90
36	1	806	A	N9-C4-C5	-7.21	102.91	105.80
36	1	1902	G	N9-C4-C5	-7.21	102.51	105.40
1	6	93	A	N1-C6-N6	7.21	122.93	118.60
36	5	776	U	C5-C4-O4	7.21	130.23	125.90
1	2	1560	U	N1-C2-N3	7.21	119.22	114.90
36	1	890	C	C6-N1-C2	-7.21	117.42	120.30
36	5	3245	A	C6-C5-N7	-7.21	127.26	132.30
36	5	3334	U	N3-C2-O2	-7.21	117.16	122.20
36	1	966	U	N1-C2-O2	7.20	127.84	122.80
36	1	1428	A	C8-N9-C4	-7.20	102.92	105.80
36	5	3060	C	N1-C2-O2	-7.20	114.58	118.90
36	1	1168	U	N3-C2-O2	-7.20	117.16	122.20

Continued on next page...

Continued from previous page...

Mol	Chain	Res	Type	Atoms	Z	Observed(°)	Ideal(°)
36	5	2341	A	C5-N7-C8	7.19	107.50	103.90
36	1	1556	C	C2-N1-C1'	7.19	126.71	118.80
41	14	327	LEU	CA-CB-CG	7.19	131.84	115.30
36	1	1308	A	C8-N9-C4	-7.18	102.93	105.80
1	2	830	U	N1-C2-O2	7.18	127.83	122.80
36	1	517	G	C8-N9-C4	-7.18	103.53	106.40
36	1	946	U	N1-C2-N3	7.18	119.21	114.90
36	1	2735	U	N3-C4-C5	7.18	118.91	114.60
36	5	1513	G	N3-C4-C5	-7.18	125.01	128.60
36	5	3218	A	C5-N7-C8	-7.18	100.31	103.90
36	1	505	G	N9-C4-C5	7.18	108.27	105.40
36	1	421	G	O5'-P-OP1	-7.18	99.24	105.70
36	1	2798	C	N3-C4-C5	-7.18	119.03	121.90
36	1	324	A	C6-N1-C2	-7.17	114.30	118.60
36	5	2524	A	O4'-C1'-N9	7.17	113.94	108.20
36	5	3140	G	N3-C4-N9	7.17	130.30	126.00
36	1	716	A	C2-N3-C4	-7.17	107.02	110.60
36	1	777	U	O5'-P-OP2	-7.17	99.25	105.70
54	M8	138	LEU	CA-CB-CG	7.17	131.79	115.30
36	1	1316	C	C2-N3-C4	-7.17	116.32	119.90
1	6	163	G	C5-N7-C8	-7.17	100.72	104.30
1	2	1389	C	N1-C2-O2	7.16	123.20	118.90
36	1	2572	C	N3-C2-O2	-7.16	116.89	121.90
36	5	971	G	N7-C8-N9	-7.16	109.52	113.10
37	3	102	A	O5'-P-OP1	-7.16	99.25	105.70
36	5	952	A	N1-C6-N6	7.16	122.90	118.60
36	5	412	G	C8-N9-C4	-7.16	103.54	106.40
1	2	287	G	O4'-C1'-N9	7.15	113.92	108.20
36	1	24	G	C5-C6-O6	-7.15	124.31	128.60
36	1	3308	C	O5'-P-OP1	-7.15	99.27	105.70
36	1	770	G	O4'-C1'-N9	7.15	113.92	108.20
36	5	1437	C	C5-C6-N1	7.15	124.57	121.00
36	1	2679	A	O4'-C1'-N9	7.14	113.91	108.20
36	5	73	C	C6-N1-C2	7.14	123.16	120.30
36	5	343	U	C5-C6-N1	-7.14	119.13	122.70
36	5	3362	A	C8-N9-C4	-7.14	102.94	105.80
36	1	2138	A	C8-N9-C4	-7.14	102.94	105.80
36	1	2144	A	O4'-C1'-N9	7.14	113.91	108.20
36	5	645	A	C6-N1-C2	-7.14	114.32	118.60
36	1	76	G	N3-C4-C5	-7.14	125.03	128.60
1	2	1200	G	N3-C2-N2	-7.14	114.90	119.90
36	1	1082	U	C6-N1-C2	-7.14	116.72	121.00

Continued on next page...

Continued from previous page...

Mol	Chain	Res	Type	Atoms	Z	Observed(°)	Ideal(°)
36	5	818	C	C2-N3-C4	-7.13	116.33	119.90
36	5	1879	A	N7-C8-N9	7.13	117.37	113.80
36	5	2367	A	O5'-P-OP2	7.13	119.26	110.70
36	1	2827	U	C2-N1-C1'	-7.13	109.15	117.70
1	6	1124	A	C8-N9-C4	7.13	108.65	105.80
36	5	3185	U	C5-C6-N1	-7.13	119.14	122.70
36	5	1197	A	N1-C6-N6	7.12	122.88	118.60
36	1	2726	C	C5-C6-N1	-7.12	117.44	121.00
1	6	609	U	N3-C4-O4	-7.12	114.42	119.40
36	1	612	U	O5'-P-OP1	-7.11	99.30	105.70
36	1	945	C	N3-C4-N4	-7.11	113.02	118.00
1	2	1291	G	C5-N7-C8	-7.11	100.75	104.30
1	6	1150	G	N3-C4-C5	7.11	132.16	128.60
37	3	86	U	C2-N3-C4	-7.11	122.73	127.00
36	1	1409	G	N1-C6-O6	-7.11	115.64	119.90
1	6	1745	G	C5-C6-O6	-7.11	124.33	128.60
39	12	216	HIS	N-CA-C	-7.11	91.81	111.00
36	1	1581	C	N1-C2-O2	7.11	123.16	118.90
36	1	895	A	C2-N3-C4	-7.10	107.05	110.60
38	4	125	U	C2-N1-C1'	7.10	126.22	117.70
36	5	1208	U	C5-C4-O4	7.10	130.16	125.90
36	5	2817	A	O5'-P-OP1	7.10	119.22	110.70
36	1	810	A	N1-C6-N6	-7.10	114.34	118.60
36	5	637	C	N1-C2-O2	-7.10	114.64	118.90
1	6	272	U	P-O3'-C3'	7.09	128.21	119.70
1	6	453	U	C2-N1-C1'	7.09	126.21	117.70
36	1	2168	A	C8-N9-C4	7.09	108.64	105.80
1	2	1486	G	N7-C8-N9	7.09	116.64	113.10
36	1	874	U	N3-C4-C5	7.09	118.85	114.60
36	1	2958	A	O5'-P-OP2	-7.09	99.32	105.70
1	6	1651	A	O5'-P-OP2	-7.09	99.32	105.70
1	2	507	U	C2-N1-C1'	7.08	126.20	117.70
36	1	970	A	N9-C4-C5	7.08	108.63	105.80
36	1	659	G	N3-C4-C5	-7.08	125.06	128.60
1	2	639	U	N1-C2-O2	7.08	127.75	122.80
36	1	1437	C	C6-N1-C2	-7.08	117.47	120.30
36	1	2960	C	C2-N3-C4	-7.07	116.36	119.90
36	5	1841	A	O5'-P-OP2	-7.07	99.34	105.70
36	1	2298	U	C2-N3-C4	-7.07	122.76	127.00
36	5	882	A	O5'-P-OP2	-7.07	99.34	105.70
36	1	2385	G	N3-C4-C5	7.07	132.13	128.60
36	1	941	G	OP1-P-O3'	7.06	120.73	105.20

Continued on next page...

Continued from previous page...

Mol	Chain	Res	Type	Atoms	Z	Observed(°)	Ideal(°)
36	1	3055	U	C5-C4-O4	-7.06	121.67	125.90
36	5	971	G	C4-C5-N7	-7.06	107.98	110.80
36	5	1461	A	N7-C8-N9	-7.06	110.27	113.80
36	5	3048	A	O5'-P-OP2	-7.06	99.35	105.70
36	1	2639	G	C8-N9-C4	7.05	109.22	106.40
36	5	3133	C	C6-N1-C2	-7.05	117.48	120.30
38	8	111	A	O5'-P-OP2	-7.04	99.36	105.70
36	1	2977	G	C8-N9-C4	7.04	109.22	106.40
36	5	2293	C	C5-C4-N4	-7.04	115.27	120.20
36	1	2952	G	C4-C5-N7	7.04	113.61	110.80
36	1	3214	U	C6-N1-C2	-7.03	116.78	121.00
36	1	340	C	N3-C4-C5	7.03	124.71	121.90
36	5	2211	U	N3-C2-O2	-7.03	117.28	122.20
36	1	2694	A	O5'-P-OP2	-7.03	99.37	105.70
36	1	939	U	N1-C2-O2	-7.03	117.88	122.80
1	6	1634	C	N3-C2-O2	-7.03	116.98	121.90
36	1	2624	G	C8-N9-C4	-7.02	103.59	106.40
36	1	359	U	C4-C5-C6	7.02	123.91	119.70
36	5	1666	G	N1-C6-O6	-7.02	115.69	119.90
70	O4	51	LEU	CA-CB-CG	7.02	131.45	115.30
36	5	1392	G	C8-N9-C4	7.02	109.21	106.40
36	5	2359	C	N3-C4-C5	7.02	124.71	121.90
36	5	883	A	N7-C8-N9	-7.02	110.29	113.80
39	L2	191	LEU	CA-CB-CG	-7.02	99.16	115.30
36	5	938	C	C6-N1-C2	7.02	123.11	120.30
36	1	999	G	OP2-P-O3'	7.01	120.63	105.20
36	5	1390	A	N1-C6-N6	-7.01	114.39	118.60
36	1	1377	G	C5-C6-N1	7.01	115.01	111.50
36	5	1834	U	N3-C4-C5	-7.01	110.39	114.60
36	5	2246	G	O5'-P-OP2	7.01	119.11	110.70
36	5	2392	C	C5-C6-N1	-7.01	117.50	121.00
44	l7	232	ARG	NE-CZ-NH1	-7.01	116.80	120.30
36	1	1216	C	C5-C6-N1	7.01	124.50	121.00
36	1	521	A	N9-C4-C5	-7.00	103.00	105.80
36	1	1450	G	O5'-P-OP1	-7.00	99.40	105.70
36	1	2870	C	C6-N1-C1'	7.00	129.20	120.80
1	2	1789	G	C8-N9-C4	7.00	109.20	106.40
36	1	2278	C	C4-C5-C6	-7.00	113.90	117.40
36	1	1331	U	O4'-C1'-N1	-7.00	102.60	108.20
36	1	2651	G	N3-C2-N2	-7.00	115.00	119.90
36	5	66	A	C8-N9-C4	6.99	108.60	105.80
36	5	2385	G	N3-C4-C5	6.99	132.10	128.60

Continued on next page...

Continued from previous page...

Mol	Chain	Res	Type	Atoms	Z	Observed(°)	Ideal(°)
36	1	1905	G	C5-C6-O6	-6.99	124.41	128.60
36	5	3154	C	C6-N1-C2	-6.99	117.50	120.30
36	1	502	U	N3-C2-O2	-6.99	117.31	122.20
36	5	2632	G	N3-C2-N2	6.99	124.79	119.90
36	5	2636	A	O5'-P-OP2	6.99	119.08	110.70
41	14	339	LEU	CA-CB-CG	6.99	131.37	115.30
36	1	895	A	C8-N9-C4	-6.99	103.01	105.80
1	6	603	U	N1-C2-O2	-6.99	117.91	122.80
36	5	2814	G	N1-C6-O6	6.99	124.09	119.90
36	5	1112	A	N1-C6-N6	6.98	122.79	118.60
36	1	2606	G	N3-C2-N2	6.98	124.79	119.90
36	5	116	A	O4'-C1'-N9	6.98	113.79	108.20
36	5	1452	A	C5-C6-N6	-6.98	118.11	123.70
36	5	881	C	C2-N3-C4	6.98	123.39	119.90
36	5	2600	C	O5'-P-OP1	-6.98	99.42	105.70
36	5	3005	A	O5'-P-OP2	-6.98	99.42	105.70
36	5	1845	G	C5-C6-N1	6.98	114.99	111.50
36	5	2913	C	N1-C2-O2	-6.98	114.71	118.90
36	5	1313	G	O5'-P-OP1	6.98	119.07	110.70
36	1	1316	C	C5-C6-N1	-6.97	117.51	121.00
36	5	3245	A	N1-C6-N6	6.97	122.78	118.60
36	5	1115	G	N1-C2-N2	-6.97	109.93	116.20
36	5	3309	G	N3-C4-N9	6.97	130.18	126.00
36	5	2993	G	C5-C6-O6	-6.97	124.42	128.60
37	7	49	G	C5-C6-O6	-6.97	124.42	128.60
36	1	2704	A	O5'-P-OP1	-6.96	99.43	105.70
1	6	647	G	N3-C4-C5	6.96	132.08	128.60
36	5	39	A	N1-C6-N6	6.96	122.78	118.60
36	5	1305	U	N3-C4-O4	6.96	124.27	119.40
36	5	2400	G	C8-N9-C4	6.96	109.19	106.40
36	5	2639	G	C6-N1-C2	-6.96	120.92	125.10
36	1	958	C	N3-C4-C5	6.96	124.68	121.90
36	5	3195	U	OP1-P-O3'	6.96	120.51	105.20
36	5	1371	G	C5-C6-O6	6.96	132.78	128.60
1	6	163	G	C8-N9-C1'	6.96	136.04	127.00
1	6	542	A	C4-N9-C1'	6.96	138.82	126.30
36	1	1184	A	O5'-P-OP2	-6.95	99.44	105.70
36	5	2392	C	N3-C4-C5	6.95	124.68	121.90
36	1	196	G	C4-C5-N7	6.95	113.58	110.80
47	M0	24	ARG	NE-CZ-NH1	6.95	123.78	120.30
36	5	2968	G	C5-N7-C8	6.95	107.77	104.30
1	6	542	A	C6-C5-N7	-6.95	127.44	132.30

Continued on next page...

Continued from previous page...

Mol	Chain	Res	Type	Atoms	Z	Observed(°)	Ideal(°)
36	5	3012	A	N9-C4-C5	-6.94	103.02	105.80
36	1	2622	C	C6-N1-C2	-6.94	117.52	120.30
36	1	217	U	OP1-P-O3'	6.94	120.46	105.20
36	5	2870	C	C2-N3-C4	-6.94	116.43	119.90
36	5	426	G	N1-C6-O6	-6.94	115.74	119.90
36	1	2384	A	C5-C6-N6	-6.93	118.16	123.70
1	2	581	U	C2-N1-C1'	6.93	126.02	117.70
36	1	2366	C	C5-C6-N1	6.93	124.47	121.00
1	6	425	A	O5'-P-OP2	-6.93	99.46	105.70
1	6	1767	G	C8-N9-C4	6.93	109.17	106.40
1	6	1106	U	O5'-P-OP1	-6.93	99.47	105.70
1	6	272	U	N3-C2-O2	-6.92	117.35	122.20
36	5	691	A	O5'-P-OP1	-6.92	99.47	105.70
36	5	1124	U	N3-C4-C5	6.92	118.75	114.60
1	6	453	U	C5-C4-O4	6.92	130.05	125.90
36	1	2130	G	N1-C6-O6	-6.92	115.75	119.90
17	c5	36	LEU	CA-CB-CG	6.92	131.21	115.30
36	5	2989	U	C5-C6-N1	-6.92	119.24	122.70
36	5	3209	A	O4'-C1'-N9	6.92	113.74	108.20
1	2	758	U	N3-C2-O2	-6.92	117.36	122.20
36	1	1365	G	C8-N9-C4	-6.92	103.63	106.40
36	5	2719	U	C2-N1-C1'	-6.92	109.40	117.70
36	1	2216	G	N1-C6-O6	-6.91	115.75	119.90
36	5	1938	U	C5-C6-N1	-6.91	119.25	122.70
36	1	404	G	O5'-P-OP2	-6.91	99.48	105.70
36	1	979	U	P-O3'-C3'	6.91	127.99	119.70
37	3	88	G	C5-C6-O6	6.91	132.74	128.60
36	5	2624	G	C8-N9-C4	-6.91	103.64	106.40
36	5	1331	U	C5-C6-N1	-6.90	119.25	122.70
36	5	2353	G	C5-C6-O6	-6.90	124.46	128.60
36	1	351	A	OP1-P-OP2	6.89	129.94	119.60
36	1	972	A	C8-N9-C4	6.89	108.56	105.80
1	6	399	A	C8-N9-C4	6.89	108.55	105.80
1	6	864	U	N3-C2-O2	-6.89	117.38	122.20
36	5	960	U	N3-C4-C5	6.88	118.73	114.60
36	1	1157	G	OP2-P-O3'	6.88	120.34	105.20
36	1	53	G	N7-C8-N9	-6.88	109.66	113.10
36	5	1150	A	C2-N3-C4	-6.88	107.16	110.60
59	n3	48	ARG	NE-CZ-NH1	6.88	123.74	120.30
36	5	3362	A	C2-N3-C4	-6.88	107.16	110.60
36	1	2393	G	N1-C6-O6	6.87	124.02	119.90
36	1	2899	C	N3-C2-O2	-6.87	117.09	121.90

Continued on next page...

Continued from previous page...

Mol	Chain	Res	Type	Atoms	Z	Observed(°)	Ideal(°)
36	5	3212	C	N1-C2-O2	-6.87	114.78	118.90
36	5	41	G	C5-C6-O6	-6.87	124.48	128.60
1	2	75	U	N3-C2-O2	-6.86	117.40	122.20
36	5	2189	U	O5'-P-OP1	-6.86	99.52	105.70
36	5	982	C	OP2-P-O3'	6.86	120.30	105.20
36	5	1878	G	C4-N9-C1'	6.86	135.42	126.50
36	5	1881	A	C5-C6-N6	-6.86	118.21	123.70
1	6	1029	U	O5'-P-OP2	-6.86	99.53	105.70
36	1	111	C	C6-N1-C2	6.86	123.04	120.30
36	1	1902	G	C6-C5-N7	-6.86	126.29	130.40
36	1	2152	A	N1-C6-N6	-6.85	114.49	118.60
36	5	2323	G	N7-C8-N9	6.85	116.53	113.10
1	2	320	U	C5-C4-O4	-6.85	121.79	125.90
36	1	1313	G	C5-C6-O6	-6.84	124.49	128.60
36	5	1330	A	N1-C6-N6	6.84	122.71	118.60
36	5	3214	U	N3-C2-O2	-6.84	117.41	122.20
36	1	3092	C	C5-C6-N1	-6.84	117.58	121.00
62	N6	13	ARG	NE-CZ-NH2	-6.84	116.88	120.30
36	1	582	G	C8-N9-C4	-6.84	103.67	106.40
36	5	1421	G	O5'-P-OP2	-6.84	99.55	105.70
36	5	1437	C	C6-N1-C2	-6.84	117.57	120.30
36	1	1141	C	C4-C5-C6	6.83	120.82	117.40
36	5	2550	U	C5-C4-O4	6.83	130.00	125.90
36	5	2643	A	C2-N3-C4	6.83	114.02	110.60
36	1	980	A	N7-C8-N9	6.83	117.22	113.80
36	1	192	C	O5'-P-OP1	-6.83	99.55	105.70
36	1	2157	G	O5'-P-OP1	-6.83	99.56	105.70
36	5	2434	U	C5-C6-N1	-6.83	119.29	122.70
36	5	871	U	N3-C4-O4	-6.82	114.62	119.40
38	8	99	C	C6-N1-C2	6.82	123.03	120.30
36	1	2920	U	C2-N3-C4	-6.82	122.91	127.00
1	2	553	G	C5-C6-N1	-6.82	108.09	111.50
36	5	2703	A	C8-N9-C4	-6.82	103.07	105.80
1	6	542	A	O4'-C1'-N9	6.81	113.65	108.20
1	2	942	G	N1-C6-O6	-6.81	115.81	119.90
36	1	945	C	N3-C4-C5	6.81	124.62	121.90
36	1	1496	C	C2-N1-C1'	6.81	126.29	118.80
36	1	3344	A	C6-C5-N7	-6.81	127.53	132.30
38	4	140	G	C8-N9-C4	-6.81	103.68	106.40
1	2	359	A	C4-C5-C6	-6.81	113.60	117.00
1	2	973	A	O5'-P-OP2	-6.81	99.57	105.70
36	5	1208	U	N3-C2-O2	-6.81	117.44	122.20

Continued on next page...

Continued from previous page...

Mol	Chain	Res	Type	Atoms	Z	Observed(°)	Ideal(°)
37	7	25	G	C5-C6-O6	-6.81	124.52	128.60
36	5	2993	G	C4-C5-N7	6.80	113.52	110.80
36	1	2614	G	C5-C6-O6	6.80	132.68	128.60
36	5	2400	G	C5-C6-O6	-6.80	124.52	128.60
38	4	23	U	C5-C4-O4	-6.80	121.82	125.90
1	6	542	A	P-O3'-C3'	6.80	127.86	119.70
36	5	3039	C	O5'-P-OP2	-6.80	99.58	105.70
36	1	196	G	O5'-P-OP2	-6.80	99.58	105.70
36	1	645	A	N3-C4-N9	6.80	132.84	127.40
36	1	1851	G	N3-C4-C5	-6.80	125.20	128.60
36	1	2417	U	C2-N3-C4	-6.80	122.92	127.00
36	5	1473	G	C8-N9-C4	6.80	109.12	106.40
36	1	1394	A	OP2-P-O3'	6.79	120.15	105.20
36	5	825	U	N1-C2-O2	6.79	127.56	122.80
36	1	116	A	O4'-C1'-N9	6.79	113.63	108.20
36	1	2874	G	C5-C6-O6	6.79	132.67	128.60
36	5	2899	C	C5-C4-N4	6.79	124.95	120.20
36	5	2801	A	C2-N3-C4	6.78	113.99	110.60
36	1	1581	C	N3-C2-O2	-6.78	117.15	121.90
36	1	1582	C	O5'-P-OP1	-6.78	99.60	105.70
36	1	2306	C	N3-C2-O2	-6.78	117.15	121.90
36	1	421	G	N9-C4-C5	-6.78	102.69	105.40
1	6	362	G	N3-C4-N9	6.78	130.07	126.00
36	5	1445	U	C5-C4-O4	-6.78	121.83	125.90
36	1	196	G	N9-C4-C5	-6.78	102.69	105.40
36	5	2865	U	C4-C5-C6	-6.77	115.64	119.70
36	5	437	G	N7-C8-N9	6.77	116.48	113.10
36	1	804	C	N1-C2-O2	-6.77	114.84	118.90
36	1	2798	C	N1-C2-O2	-6.77	114.84	118.90
36	5	1430	U	C5-C6-N1	-6.77	119.31	122.70
36	5	2231	C	O4'-C1'-N1	6.77	113.62	108.20
36	1	2169	G	N1-C6-O6	-6.77	115.84	119.90
36	5	2831	G	N1-C6-O6	-6.77	115.84	119.90
1	6	1596	C	C6-N1-C2	-6.76	117.59	120.30
36	5	2834	G	O5'-P-OP1	-6.76	99.61	105.70
36	5	2660	G	C8-N9-C4	6.76	109.11	106.40
1	6	755	A	O4'-C1'-N9	6.76	113.61	108.20
1	2	1761	U	C5-C4-O4	6.76	129.96	125.90
36	1	1308	A	N7-C8-N9	6.76	117.18	113.80
36	1	2719	U	N1-C2-O2	-6.76	118.07	122.80
36	5	966	U	N1-C2-O2	6.76	127.53	122.80
36	1	664	U	C5-C6-N1	-6.75	119.32	122.70

Continued on next page...

Continued from previous page...

Mol	Chain	Res	Type	Atoms	Z	Observed(°)	Ideal(°)
36	1	959	C	C6-N1-C2	6.75	123.00	120.30
36	5	1207	G	N1-C6-O6	-6.75	115.85	119.90
36	1	282	G	C8-N9-C4	-6.75	103.70	106.40
1	2	359	A	C8-N9-C4	6.75	108.50	105.80
1	2	542	A	O4'-C1'-N9	6.75	113.60	108.20
36	5	2913	C	C6-N1-C2	-6.75	117.60	120.30
36	1	765	C	N1-C2-O2	6.74	122.95	118.90
36	1	2243	A	C8-N9-C4	6.74	108.50	105.80
36	5	2956	A	C8-N9-C4	-6.74	103.10	105.80
36	5	3143	C	N1-C2-O2	-6.74	114.86	118.90
36	1	887	G	O5'-P-OP2	-6.74	99.64	105.70
36	5	426	G	N7-C8-N9	-6.74	109.73	113.10
36	5	612	U	O5'-P-OP1	-6.74	99.64	105.70
36	5	3164	C	O4'-C1'-N1	6.74	113.59	108.20
64	n8	28	HIS	N-CA-C	6.74	129.19	111.00
36	1	2726	C	C2-N3-C4	-6.73	116.53	119.90
36	1	429	U	O5'-P-OP1	-6.73	99.64	105.70
36	5	2816	G	O4'-C1'-N9	6.73	113.58	108.20
36	1	3178	A	O5'-P-OP1	-6.73	99.65	105.70
36	1	99	A	O5'-P-OP2	-6.72	99.65	105.70
36	1	1297	C	C5-C6-N1	-6.72	117.64	121.00
36	5	2524	A	C5-N7-C8	-6.72	100.54	103.90
36	1	1555	U	C2-N1-C1'	-6.72	109.63	117.70
36	5	889	U	N3-C4-C5	6.72	118.63	114.60
36	1	3217	C	N1-C2-O2	6.72	122.93	118.90
1	6	351	C	C4-C5-C6	6.72	120.76	117.40
36	5	2831	G	C2-N3-C4	6.72	115.26	111.90
36	1	2249	G	N1-C6-O6	-6.72	115.87	119.90
36	5	1112	A	C5-C6-N6	-6.72	118.33	123.70
36	5	437	G	N3-C2-N2	-6.72	115.20	119.90
36	5	497	C	O5'-P-OP1	-6.72	99.66	105.70
1	6	1473	U	C6-N1-C2	-6.71	116.97	121.00
36	1	1419	A	O5'-P-OP2	-6.71	99.66	105.70
36	1	2870	C	C4-C5-C6	-6.71	114.04	117.40
36	1	919	U	C5-C4-O4	-6.71	121.87	125.90
36	1	1296	C	N3-C4-C5	-6.71	119.22	121.90
36	5	2192	C	O5'-P-OP2	-6.71	99.66	105.70
36	5	1148	G	C5-C6-O6	-6.71	124.58	128.60
36	1	650	C	C2-N3-C4	-6.70	116.55	119.90
36	1	2283	G	N1-C6-O6	6.70	123.92	119.90
36	5	3115	C	N1-C2-O2	-6.70	114.88	118.90
36	1	1376	C	N3-C4-C5	-6.70	119.22	121.90

Continued on next page...

Continued from previous page...

Mol	Chain	Res	Type	Atoms	Z	Observed(°)	Ideal(°)
36	1	112	U	C6-N1-C1'	-6.70	111.82	121.20
36	1	2892	A	N1-C6-N6	-6.70	114.58	118.60
36	5	777	U	O5'-P-OP2	-6.69	99.67	105.70
36	5	283	G	C6-C5-N7	-6.69	126.39	130.40
36	1	936	A	N1-C6-N6	6.69	122.61	118.60
36	1	1858	A	C2-N3-C4	6.69	113.94	110.60
1	2	577	G	C4-C5-N7	6.68	113.47	110.80
3	S1	218	LEU	CA-CB-CG	6.68	130.68	115.30
36	1	170	G	O5'-P-OP1	-6.68	99.69	105.70
36	1	2836	C	C6-N1-C2	-6.68	117.63	120.30
36	5	1907	C	N1-C2-O2	-6.68	114.89	118.90
36	5	2278	C	C5-C6-N1	6.68	124.34	121.00
36	1	1890	U	C5-C6-N1	-6.68	119.36	122.70
36	1	2944	U	OP1-P-O3'	6.68	119.89	105.20
36	5	3138	U	N1-C2-N3	6.68	118.91	114.90
52	m6	69	GLY	N-CA-C	-6.68	96.41	113.10
1	2	1432	U	C5-C6-N1	-6.67	119.36	122.70
38	4	138	A	N1-C6-N6	-6.67	114.59	118.60
36	1	1902	G	N1-C6-O6	6.67	123.90	119.90
36	5	2996	U	O5'-P-OP1	6.67	118.70	110.70
36	1	42	C	N1-C2-O2	-6.66	114.90	118.90
36	5	2302	G	C5-C6-O6	6.66	132.60	128.60
36	5	2693	C	N3-C2-O2	-6.66	117.24	121.90
36	1	369	A	O5'-P-OP2	-6.66	99.71	105.70
36	1	3362	A	N1-C2-N3	6.65	132.63	129.30
36	5	340	C	C2-N3-C4	-6.65	116.57	119.90
36	1	950	G	C4-C5-N7	6.65	113.46	110.80
36	1	3143	C	C5-C6-N1	-6.65	117.67	121.00
36	5	2872	A	N9-C4-C5	-6.65	103.14	105.80
1	2	811	A	C8-N9-C4	-6.65	103.14	105.80
1	2	1568	C	P-O3'-C3'	6.65	127.68	119.70
36	1	652	G	N1-C2-N2	-6.65	110.22	116.20
36	1	2302	G	C5-C6-O6	6.65	132.59	128.60
36	1	2818	U	C5-C6-N1	6.65	126.02	122.70
1	6	1032	G	C8-N9-C4	6.64	109.06	106.40
15	C3	22	ALA	C-N-CD	-6.64	105.99	120.60
36	1	2631	U	C2-N3-C4	-6.64	123.01	127.00
36	1	2945	G	C8-N9-C4	6.64	109.06	106.40
36	5	2614	G	C8-N9-C4	6.64	109.06	106.40
36	1	1419	A	O5'-P-OP1	6.64	118.67	110.70
25	D3	23	ARG	NE-CZ-NH1	6.64	123.62	120.30
36	5	419	G	N3-C2-N2	6.64	124.55	119.90

Continued on next page...

Continued from previous page...

Mol	Chain	Res	Type	Atoms	Z	Observed(°)	Ideal(°)
36	5	871	U	C5-C4-O4	6.64	129.88	125.90
15	C3	114	ARG	NE-CZ-NH1	6.63	123.62	120.30
36	1	709	A	N7-C8-N9	-6.63	110.48	113.80
36	1	2817	A	C5-C6-N1	6.63	121.02	117.70
36	1	2830	G	N3-C2-N2	-6.63	115.26	119.90
36	5	1592	G	C5-C6-N1	-6.63	108.18	111.50
48	m1	112	LEU	CA-CB-CG	6.63	130.56	115.30
36	5	35	A	C8-N9-C4	6.63	108.45	105.80
36	5	1879	A	C6-C5-N7	-6.63	127.66	132.30
36	1	2364	G	C5-C6-O6	-6.63	124.62	128.60
36	5	1402	C	N3-C2-O2	-6.63	117.26	121.90
36	5	2116	G	C6-C5-N7	-6.63	126.42	130.40
36	1	2747	A	N1-C6-N6	-6.63	114.62	118.60
36	1	3058	U	C2-N1-C1'	6.62	125.65	117.70
36	5	3052	G	C5-C6-O6	6.62	132.57	128.60
36	5	1307	G	OP2-P-O3'	6.62	119.77	105.20
36	5	1481	A	P-O3'-C3'	6.62	127.65	119.70
36	1	414	U	O5'-P-OP2	-6.62	99.74	105.70
36	1	3306	U	N1-C2-N3	6.62	118.87	114.90
1	6	308	C	N1-C2-N3	6.62	123.83	119.20
38	4	53	A	C2-N3-C4	6.62	113.91	110.60
36	5	33	G	C5-C6-O6	-6.62	124.63	128.60
36	1	2409	G	N1-C2-N2	-6.62	110.24	116.20
36	5	3086	A	C8-N9-C4	6.62	108.45	105.80
36	1	51	A	N1-C6-N6	6.62	122.57	118.60
36	1	1414	G	O5'-P-OP2	-6.62	99.75	105.70
38	4	37	A	C8-N9-C4	-6.62	103.15	105.80
36	5	989	A	N1-C6-N6	-6.61	114.63	118.60
36	5	3197	G	N3-C2-N2	-6.60	115.28	119.90
36	1	957	C	N1-C2-O2	-6.60	114.94	118.90
41	L4	95	ARG	NE-CZ-NH2	6.60	123.60	120.30
1	6	350	U	N1-C2-N3	6.60	118.86	114.90
36	1	1157	G	N9-C4-C5	6.60	108.04	105.40
36	1	2714	G	C5-N7-C8	-6.60	101.00	104.30
36	1	2952	G	C5-C6-O6	-6.60	124.64	128.60
1	6	1473	U	C2-N1-C1'	6.60	125.62	117.70
36	1	120	G	C8-N9-C4	6.59	109.04	106.40
36	1	667	C	N3-C4-N4	-6.59	113.38	118.00
1	2	1486	G	C5-N7-C8	-6.59	101.00	104.30
36	5	1931	U	C2-N1-C1'	-6.59	109.79	117.70
1	2	1339	C	C6-N1-C2	-6.59	117.66	120.30
36	1	2372	A	O5'-P-OP1	-6.59	99.77	105.70

Continued on next page...

Continued from previous page...

Mol	Chain	Res	Type	Atoms	Z	Observed(°)	Ideal(°)
36	1	2403	G	O4'-C1'-N9	6.59	113.47	108.20
36	1	1153	A	C4-C5-C6	6.59	120.29	117.00
1	6	956	C	C6-N1-C2	6.59	122.94	120.30
1	6	250	C	O5'-P-OP2	-6.58	99.77	105.70
36	1	3119	U	N3-C4-O4	-6.58	114.79	119.40
1	6	696	C	O4'-C1'-N1	6.58	113.47	108.20
36	1	143	G	N3-C4-C5	-6.58	125.31	128.60
36	1	718	G	C5-N7-C8	-6.58	101.01	104.30
36	1	1863	G	O5'-P-OP2	-6.58	99.78	105.70
37	3	86	U	C6-N1-C2	6.58	124.94	121.00
1	6	364	G	N7-C8-N9	-6.58	109.81	113.10
36	5	2142	A	C6-N1-C2	-6.58	114.66	118.60
36	1	2728	G	C2-N3-C4	6.57	115.19	111.90
36	1	2936	A	O5'-P-OP2	6.57	118.59	110.70
36	5	25	U	N1-C2-N3	6.57	118.84	114.90
36	5	2995	A	C8-N9-C4	6.57	108.43	105.80
1	2	1092	A	N9-C4-C5	-6.57	103.17	105.80
1	6	163	G	N9-C4-C5	6.57	108.03	105.40
36	1	2298	U	N3-C4-O4	-6.57	114.80	119.40
36	5	340	C	C5-C6-N1	-6.57	117.72	121.00
36	5	3017	A	C8-N9-C4	-6.57	103.17	105.80
36	1	2679	A	N1-C2-N3	6.56	132.58	129.30
36	5	2188	A	C8-N9-C4	6.56	108.43	105.80
36	5	1172	G	OP2-P-O3'	6.56	119.64	105.20
36	5	426	G	C5-C6-O6	6.56	132.54	128.60
36	5	2913	C	C4-C5-C6	6.56	120.68	117.40
38	4	74	U	O5'-P-OP1	-6.56	99.80	105.70
36	5	64	G	C5-C6-O6	-6.55	124.67	128.60
36	5	2166	A	O5'-P-OP1	-6.55	99.80	105.70
36	1	2375	G	N7-C8-N9	-6.55	109.83	113.10
36	5	1049	C	O5'-P-OP2	-6.55	99.81	105.70
36	1	646	A	C8-N9-C4	-6.55	103.18	105.80
36	1	2641	U	C5-C6-N1	-6.55	119.43	122.70
36	1	3143	C	O5'-P-OP2	-6.55	99.81	105.70
1	6	1514	U	C5-C4-O4	6.54	129.83	125.90
36	5	1660	C	C6-N1-C2	-6.54	117.68	120.30
1	6	957	G	N1-C6-O6	6.54	123.83	119.90
37	7	46	A	C8-N9-C4	-6.54	103.18	105.80
36	1	1381	A	O5'-P-OP1	-6.54	99.81	105.70
36	5	2913	C	N1-C2-N3	6.54	123.78	119.20
1	2	1324	G	N3-C4-N9	-6.54	122.08	126.00
36	1	2417	U	C5-C6-N1	-6.54	119.43	122.70

Continued on next page...

Continued from previous page...

Mol	Chain	Res	Type	Atoms	Z	Observed(°)	Ideal(°)
36	5	38	U	O5'-P-OP2	-6.54	99.82	105.70
36	5	2950	G	C4-C5-N7	6.54	113.42	110.80
36	1	2938	G	OP1-P-OP2	6.54	129.40	119.60
1	6	1473	U	C5-C4-O4	6.54	129.82	125.90
36	1	1160	C	O5'-P-OP1	-6.53	99.82	105.70
36	5	1168	U	N3-C4-C5	6.53	118.52	114.60
36	5	2278	C	N3-C2-O2	-6.53	117.33	121.90
36	1	2121	G	N1-C6-O6	-6.53	115.98	119.90
37	3	12	U	C5-C4-O4	-6.53	121.98	125.90
36	1	421	G	C4-C5-N7	6.53	113.41	110.80
36	1	1530	U	C6-N1-C2	6.53	124.92	121.00
1	6	825	U	N3-C2-O2	6.53	126.77	122.20
36	5	41	G	C5-N7-C8	-6.53	101.04	104.30
36	1	1825	G	O5'-P-OP2	-6.53	99.83	105.70
36	5	1149	G	N1-C6-O6	6.53	123.82	119.90
36	1	1604	G	N3-C4-C5	-6.52	125.34	128.60
49	M3	36	ARG	NE-CZ-NH1	-6.52	117.04	120.30
36	1	582	G	N9-C4-C5	6.52	108.01	105.40
36	5	1006	A	O5'-P-OP2	-6.52	99.83	105.70
1	2	1654	G	O5'-P-OP2	-6.52	99.83	105.70
1	6	1629	G	O5'-P-OP2	-6.52	99.83	105.70
35	sM	167	PRO	N-CA-CB	6.52	111.12	103.30
36	5	3309	G	C4-N9-C1'	6.52	134.97	126.50
1	6	1124	A	N9-C4-C5	-6.52	103.19	105.80
36	1	2153	U	N1-C2-N3	6.51	118.81	114.90
38	4	113	U	C5-C6-N1	-6.51	119.44	122.70
36	5	3018	C	O5'-P-OP2	-6.51	99.84	105.70
35	SM	167	PRO	N-CA-CB	6.51	111.11	103.30
36	1	970	A	N7-C8-N9	6.51	117.06	113.80
36	5	696	C	C5-C4-N4	-6.51	115.64	120.20
36	1	591	G	C6-N1-C2	-6.51	121.19	125.10
36	1	2817	A	C6-N1-C2	-6.51	114.69	118.60
36	5	2370	G	C5-C6-N1	6.51	114.75	111.50
36	5	216	G	C6-C5-N7	-6.50	126.50	130.40
36	5	189	G	N1-C6-O6	-6.50	116.00	119.90
1	6	1498	G	N1-C6-O6	-6.50	116.00	119.90
36	5	2295	A	C8-N9-C4	6.50	108.40	105.80
36	5	2371	G	N3-C4-C5	6.50	131.85	128.60
36	5	1452	A	N1-C6-N6	6.50	122.50	118.60
36	5	2630	C	C2-N3-C4	-6.50	116.65	119.90
36	5	2980	U	N1-C2-N3	6.50	118.80	114.90
36	1	2241	U	O5'-P-OP1	-6.49	99.86	105.70

Continued on next page...

Continued from previous page...

Mol	Chain	Res	Type	Atoms	Z	Observed(°)	Ideal(°)
36	5	2231	C	C6-N1-C2	-6.49	117.70	120.30
36	5	1399	A	O5'-P-OP2	-6.49	99.86	105.70
36	1	2758	A	N1-C2-N3	-6.49	126.06	129.30
36	5	2630	C	N3-C4-C5	6.49	124.50	121.90
1	2	553	G	C4-C5-C6	6.49	122.69	118.80
36	1	2297	U	N3-C2-O2	-6.49	117.66	122.20
36	5	2385	G	N1-C6-O6	6.49	123.79	119.90
1	2	1585	U	O5'-P-OP2	-6.49	99.86	105.70
36	5	796	U	N1-C2-O2	6.49	127.34	122.80
38	8	2	A	C8-N9-C4	-6.49	103.21	105.80
1	2	73	U	OP1-P-O3'	6.48	119.46	105.20
36	1	919	U	OP1-P-OP2	-6.48	109.87	119.60
36	5	1483	G	O5'-P-OP1	-6.48	99.86	105.70
1	6	194	U	N1-C2-O2	6.48	127.34	122.80
1	6	1793	G	C4-C5-N7	-6.48	108.21	110.80
36	5	1054	A	C8-N9-C4	6.48	108.39	105.80
1	2	1662	G	O5'-P-OP2	-6.47	99.87	105.70
36	1	1741	A	C2-N3-C4	-6.47	107.36	110.60
36	1	24	G	N1-C6-O6	6.47	123.78	119.90
36	1	97	U	C5-C6-N1	-6.47	119.47	122.70
36	1	3058	U	C6-N1-C1'	-6.47	112.15	121.20
1	6	1081	A	O4'-C1'-N9	6.47	113.37	108.20
36	5	1123	U	C5-C6-N1	-6.47	119.47	122.70
36	1	634	C	N1-C2-O2	6.46	122.78	118.90
36	1	2923	U	N3-C2-O2	6.46	126.72	122.20
36	5	3308	C	C4-C5-C6	6.46	120.63	117.40
36	5	2360	C	C4-C5-C6	6.46	120.63	117.40
36	1	3092	C	C2-N1-C1'	-6.46	111.69	118.80
36	5	3374	U	N3-C4-C5	6.46	118.48	114.60
1	6	1483	A	O5'-P-OP1	-6.46	99.89	105.70
36	5	1910	A	OP2-P-O3'	6.46	119.41	105.20
37	7	94	C	C4-C5-C6	-6.46	114.17	117.40
36	5	1148	G	C8-N9-C4	6.46	108.98	106.40
36	5	2382	G	N1-C6-O6	-6.46	116.03	119.90
37	7	101	G	N9-C4-C5	-6.46	102.82	105.40
36	1	3318	G	C4-N9-C1'	6.45	134.89	126.50
36	5	2630	C	N1-C2-O2	-6.45	115.03	118.90
36	5	2865	U	N1-C2-O2	6.45	127.32	122.80
44	17	229	PHE	CB-CG-CD1	6.45	125.32	120.80
36	1	2642	A	C8-N9-C4	6.45	108.38	105.80
36	1	2958	A	N1-C6-N6	-6.45	114.73	118.60
1	2	142	G	N3-C4-C5	6.45	131.82	128.60

Continued on next page...

Continued from previous page...

Mol	Chain	Res	Type	Atoms	Z	Observed(°)	Ideal(°)
36	5	2213	A	C8-N9-C4	6.45	108.38	105.80
1	2	934	C	O5'-P-OP1	-6.45	99.90	105.70
36	1	874	U	C6-N1-C2	6.45	124.87	121.00
36	5	1152	G	N9-C4-C5	6.45	107.98	105.40
36	1	1060	U	C5-C6-N1	-6.44	119.48	122.70
36	1	1589	A	O4'-C1'-N9	-6.44	103.05	108.20
36	1	2550	U	N1-C2-N3	6.44	118.77	114.90
36	5	2136	C	N3-C4-C5	6.44	124.48	121.90
36	1	2281	A	C8-N9-C4	6.44	108.38	105.80
36	1	3275	U	OP1-P-O3'	6.44	119.36	105.20
36	5	208	C	C6-N1-C2	-6.44	117.72	120.30
36	5	3245	A	N1-C2-N3	6.44	132.52	129.30
36	1	921	A	O4'-C1'-N9	-6.44	103.05	108.20
36	1	643	U	N1-C2-O2	-6.43	118.30	122.80
36	5	2181	C	N1-C2-O2	-6.43	115.04	118.90
36	1	86	G	C5-C6-N1	6.43	114.72	111.50
36	1	906	A	C5-C6-N1	6.43	120.92	117.70
1	6	107	C	C6-N1-C2	6.43	122.87	120.30
36	1	1169	A	OP2-P-O3'	6.42	119.34	105.20
36	1	1182	A	C8-N9-C4	6.42	108.37	105.80
36	1	30	G	C5-C6-O6	6.42	132.45	128.60
36	1	2983	C	O5'-P-OP1	-6.42	99.92	105.70
62	N6	126	LEU	CA-CB-CG	6.42	130.07	115.30
36	5	2302	G	N1-C6-O6	-6.42	116.05	119.90
36	5	871	U	N3-C2-O2	-6.42	117.71	122.20
36	1	957	C	O5'-P-OP2	-6.42	99.93	105.70
36	1	1140	G	N3-C4-N9	6.41	129.85	126.00
36	5	970	A	N1-C6-N6	6.41	122.45	118.60
36	5	2147	A	N1-C6-N6	6.41	122.45	118.60
36	1	1142	G	C5-C6-O6	-6.41	124.75	128.60
36	5	1321	G	O5'-P-OP2	-6.41	99.93	105.70
1	6	1782	A	C8-N9-C4	-6.41	103.24	105.80
36	5	1307	G	C2'-C3'-O3'	6.41	123.95	113.70
1	6	1783	C	N1-C2-O2	6.40	122.74	118.90
36	1	1279	C	C6-N1-C2	-6.40	117.74	120.30
38	4	32	C	N1-C2-O2	-6.40	115.06	118.90
38	4	125	U	N1-C2-O2	6.40	127.28	122.80
36	5	26	A	C8-N9-C4	6.40	108.36	105.80
36	5	806	A	C6-N1-C2	6.40	122.44	118.60
36	5	2234	G	C5-C6-O6	-6.40	124.76	128.60
36	5	2969	A	C8-N9-C4	6.40	108.36	105.80
36	5	2993	G	N9-C4-C5	-6.40	102.84	105.40

Continued on next page...

Continued from previous page...

Mol	Chain	Res	Type	Atoms	Z	Observed(°)	Ideal(°)
36	5	1513	G	C2-N3-C4	6.40	115.10	111.90
36	5	1162	U	N1-C2-O2	-6.40	118.32	122.80
36	5	519	A	C5-C6-N6	-6.40	118.58	123.70
36	1	2952	G	C6-C5-N7	-6.39	126.56	130.40
36	1	1429	G	N3-C4-C5	-6.39	125.40	128.60
37	3	96	U	C5-C6-N1	-6.39	119.50	122.70
36	1	3057	U	N3-C2-O2	-6.39	117.73	122.20
36	5	2378	C	O5'-P-OP2	-6.39	99.95	105.70
36	1	2551	U	N3-C2-O2	-6.39	117.73	122.20
36	5	2386	A	C8-N9-C4	-6.39	103.24	105.80
1	6	65	A	C2-N3-C4	-6.39	107.41	110.60
36	5	3101	G	O5'-P-OP1	-6.39	99.95	105.70
36	1	1144	U	C5-C6-N1	-6.39	119.51	122.70
36	1	2651	G	N3-C4-N9	-6.39	122.17	126.00
36	1	868	C	N1-C2-O2	6.38	122.73	118.90
1	6	858	G	O4'-C1'-N9	6.38	113.31	108.20
36	5	1064	A	N1-C6-N6	6.38	122.43	118.60
36	5	1284	C	C6-N1-C2	-6.38	117.75	120.30
36	5	2954	U	N3-C4-C5	-6.38	110.77	114.60
36	5	1116	G	N3-C4-C5	-6.38	125.41	128.60
36	5	3214	U	C5-C4-O4	6.38	129.73	125.90
36	1	339	C	O5'-P-OP1	-6.38	99.96	105.70
36	5	2352	A	C4-C5-C6	6.38	120.19	117.00
1	2	1486	G	C8-N9-C4	-6.38	103.85	106.40
38	4	114	G	O5'-P-OP1	-6.37	99.96	105.70
38	4	148	G	N1-C6-O6	-6.37	116.08	119.90
36	5	3011	A	OP1-P-O3'	6.37	119.22	105.20
1	2	610	G	C8-N9-C1'	-6.37	118.72	127.00
36	1	957	C	C5-C4-N4	-6.37	115.74	120.20
1	6	1620	C	C6-N1-C2	-6.37	117.75	120.30
36	5	3218	A	C6-C5-N7	-6.37	127.84	132.30
1	2	554	C	N1-C2-O2	6.37	122.72	118.90
1	6	272	U	C2-N1-C1'	6.37	125.34	117.70
36	1	41	G	C5-C6-O6	6.37	132.42	128.60
36	1	2298	U	N1-C2-N3	6.37	118.72	114.90
36	5	981	U	C5-C6-N1	6.37	125.88	122.70
36	5	3215	A	N1-C6-N6	6.37	122.42	118.60
36	1	1911	A	N1-C6-N6	6.36	122.42	118.60
1	6	1787	C	N1-C2-O2	-6.36	115.08	118.90
36	5	1048	A	OP1-P-O3'	6.36	119.20	105.20
36	1	2142	A	C6-N1-C2	-6.36	114.78	118.60
36	5	2899	C	N3-C4-N4	-6.36	113.55	118.00

Continued on next page...

Continued from previous page...

Mol	Chain	Res	Type	Atoms	Z	Observed(°)	Ideal(°)
36	5	3012	A	N7-C8-N9	-6.36	110.62	113.80
36	1	1408	G	N1-C6-O6	-6.36	116.09	119.90
36	5	520	U	N1-C2-N3	6.36	118.72	114.90
36	5	2965	U	N3-C2-O2	6.36	126.65	122.20
36	5	3195	U	P-O3'-C3'	6.36	127.33	119.70
1	2	144	U	N3-C2-O2	-6.36	117.75	122.20
1	2	1654	G	C5-C6-O6	-6.36	124.79	128.60
36	1	635	G	C4-C5-N7	6.35	113.34	110.80
38	4	113	U	C4-C5-C6	6.35	123.51	119.70
36	5	2231	C	C2-N1-C1'	6.35	125.79	118.80
36	5	3197	G	N3-C4-N9	-6.35	122.19	126.00
36	1	698	U	N1-C2-N3	6.35	118.71	114.90
38	4	21	C	C2-N1-C1'	-6.35	111.82	118.80
36	5	1371	G	C6-C5-N7	6.35	134.21	130.40
36	5	2249	G	C8-N9-C4	-6.35	103.86	106.40
36	1	913	A	O5'-P-OP1	-6.34	99.99	105.70
36	1	917	A	N1-C6-N6	-6.34	114.79	118.60
36	5	818	C	C5-C6-N1	-6.34	117.83	121.00
1	2	607	G	N1-C6-O6	6.34	123.71	119.90
36	1	1294	A	O4'-C1'-N9	6.34	113.27	108.20
36	1	2836	C	N3-C2-O2	-6.34	117.46	121.90
36	5	2342	U	C2-N3-C4	-6.34	123.19	127.00
36	1	718	G	C4-C5-N7	6.34	113.34	110.80
1	6	402	C	C5-C4-N4	-6.34	115.76	120.20
36	5	2614	G	N7-C8-N9	-6.34	109.93	113.10
36	5	2700	G	C5-C6-O6	-6.34	124.80	128.60
36	1	874	U	N3-C4-O4	-6.34	114.97	119.40
36	1	2385	G	O5'-P-OP1	-6.34	100.00	105.70
36	5	2112	U	C6-N1-C2	-6.34	117.20	121.00
47	m0	48	LEU	CA-CB-CG	6.34	129.88	115.30
36	5	1302	A	N9-C4-C5	6.33	108.33	105.80
36	5	2327	U	C2-N3-C4	-6.33	123.20	127.00
36	1	339	C	O5'-P-OP2	6.33	118.30	110.70
36	1	1893	A	N9-C4-C5	6.33	108.33	105.80
36	5	282	G	C2'-C3'-O3'	6.33	123.83	113.70
36	5	874	U	O5'-P-OP1	-6.33	100.00	105.70
36	5	945	C	N3-C4-C5	6.33	124.43	121.90
1	2	1662	G	C5-C6-N1	6.33	114.67	111.50
36	5	1481	A	C8-N9-C4	-6.33	103.27	105.80
36	1	439	C	N1-C2-O2	6.33	122.70	118.90
36	5	2388	U	N1-C2-O2	-6.33	118.37	122.80
36	5	3041	U	N3-C4-C5	6.33	118.40	114.60

Continued on next page...

Continued from previous page...

Mol	Chain	Res	Type	Atoms	Z	Observed(°)	Ideal(°)
36	1	1141	C	N3-C4-C5	-6.33	119.37	121.90
36	5	970	A	C5-C6-N6	-6.33	118.64	123.70
36	5	1322	U	N3-C4-C5	6.33	118.39	114.60
1	6	767	U	N3-C2-O2	-6.32	117.77	122.20
36	1	806	A	N1-C6-N6	6.32	122.39	118.60
36	1	2401	A	N1-C2-N3	-6.32	126.14	129.30
36	1	291	C	OP2-P-O3'	6.32	119.10	105.20
36	1	1507	G	N3-C4-C5	-6.32	125.44	128.60
36	5	952	A	N9-C4-C5	-6.32	103.27	105.80
1	2	1761	U	C6-N1-C2	-6.32	117.21	121.00
1	6	1114	G	N3-C4-C5	-6.32	125.44	128.60
36	5	1859	A	O5'-P-OP2	-6.31	100.02	105.70
36	5	2948	C	N3-C4-N4	-6.31	113.58	118.00
36	5	3008	A	OP2-P-O3'	6.31	119.09	105.20
36	1	1164	G	N1-C6-O6	-6.31	116.11	119.90
36	1	2647	A	C6-N1-C2	-6.31	114.81	118.60
36	5	634	C	C2-N3-C4	-6.31	116.74	119.90
36	1	2941	A	O4'-C1'-N9	-6.31	103.15	108.20
36	5	2980	U	C6-N1-C2	-6.31	117.21	121.00
36	1	1748	G	N1-C6-O6	-6.31	116.11	119.90
36	1	660	A	N1-C6-N6	-6.31	114.82	118.60
36	1	3242	G	C8-N9-C4	6.30	108.92	106.40
1	6	1755	A	N1-C6-N6	6.30	122.38	118.60
36	5	1301	A	N9-C4-C5	-6.30	103.28	105.80
37	7	41	G	C4-C5-N7	6.30	113.32	110.80
36	1	53	G	N9-C4-C5	-6.30	102.88	105.40
65	N9	20	GLY	N-CA-C	6.30	128.86	113.10
36	5	1480	G	O4'-C1'-N9	6.30	113.24	108.20
36	5	3177	G	O5'-P-OP1	6.30	118.26	110.70
36	1	2393	G	O4'-C1'-N9	6.30	113.24	108.20
36	5	2891	U	C5-C6-N1	-6.30	119.55	122.70
36	1	939	U	C5-C4-O4	-6.30	122.12	125.90
36	1	2860	U	N3-C4-O4	6.30	123.81	119.40
36	5	947	G	C2-N3-C4	6.30	115.05	111.90
36	1	212	G	O4'-C1'-N9	6.30	113.24	108.20
1	6	964	U	O5'-P-OP2	-6.29	100.03	105.70
36	1	1789	G	N3-C2-N2	6.29	124.31	119.90
36	5	669	U	C5-C6-N1	-6.29	119.55	122.70
36	5	2211	U	C5-C4-O4	6.29	129.67	125.90
1	2	973	A	C2-N3-C4	-6.29	107.46	110.60
36	1	324	A	C4-C5-C6	6.29	120.14	117.00
36	5	189	G	N9-C4-C5	6.29	107.91	105.40

Continued on next page...

Continued from previous page...

Mol	Chain	Res	Type	Atoms	Z	Observed(°)	Ideal(°)
38	4	90	U	C6-N1-C2	6.28	124.77	121.00
36	1	2897	A	N7-C8-N9	-6.28	110.66	113.80
36	1	426	G	N3-C4-N9	6.28	129.77	126.00
36	1	1389	G	C5-C6-O6	-6.28	124.83	128.60
36	5	1301	A	C5-C6-N6	-6.28	118.68	123.70
37	3	83	U	N3-C4-C5	6.28	118.36	114.60
36	5	2632	G	N1-C6-O6	-6.28	116.13	119.90
36	1	1114	U	C6-N1-C2	6.27	124.76	121.00
36	1	1888	U	C5-C6-N1	-6.27	119.56	122.70
36	5	2397	A	O5'-P-OP2	-6.27	100.06	105.70
36	5	2694	A	O5'-P-OP1	-6.27	100.05	105.70
36	5	2910	A	OP2-P-O3'	6.27	119.00	105.20
36	5	3118	C	C5-C6-N1	6.27	124.14	121.00
36	1	806	A	C8-N9-C4	6.27	108.31	105.80
36	1	3141	A	OP2-P-O3'	6.27	119.00	105.20
36	1	1419	A	C5'-C4'-O4'	6.27	116.62	109.10
36	1	2279	A	C8-N9-C4	6.27	108.31	105.80
36	1	2306	C	N3-C4-N4	-6.27	113.61	118.00
36	5	1189	C	N1-C2-O2	-6.27	115.14	118.90
36	1	339	C	C2-N3-C4	-6.27	116.77	119.90
1	6	795	U	N3-C2-O2	-6.27	117.81	122.20
36	5	2618	G	C4-C5-N7	6.27	113.31	110.80
1	6	913	G	O5'-P-OP1	-6.27	100.06	105.70
1	2	1448	G	O5'-P-OP1	-6.26	100.06	105.70
36	1	3362	A	C4-C5-N7	6.26	113.83	110.70
36	5	1152	G	N7-C8-N9	6.26	116.23	113.10
36	1	2616	C	O5'-P-OP1	-6.26	100.06	105.70
36	5	1886	A	O5'-P-OP2	-6.26	100.06	105.70
36	5	994	G	N3-C2-N2	6.26	124.28	119.90
36	5	2389	C	N3-C4-C5	6.26	124.40	121.90
36	1	2152	A	C2-N3-C4	6.26	113.73	110.60
36	1	666	A	N7-C8-N9	-6.26	110.67	113.80
36	1	709	A	N1-C6-N6	6.26	122.35	118.60
36	1	2618	G	N1-C6-O6	-6.26	116.15	119.90
36	5	1010	G	O5'-P-OP2	-6.26	100.07	105.70
36	5	2135	U	N3-C4-C5	6.26	118.35	114.60
36	1	1133	A	C8-N9-C4	6.25	108.30	105.80
36	1	2714	G	O5'-P-OP2	6.25	118.20	110.70
11	s9	149	ARG	NE-CZ-NH1	6.25	123.43	120.30
36	1	1422	G	O5'-P-OP1	-6.25	100.08	105.70
36	1	2550	U	C5-C4-O4	6.25	129.65	125.90
36	5	2639	G	C6-C5-N7	-6.25	126.65	130.40

Continued on next page...

Continued from previous page...

Mol	Chain	Res	Type	Atoms	Z	Observed(°)	Ideal(°)
1	2	1399	C	C5-C6-N1	6.25	124.12	121.00
36	5	428	A	OP2-P-O3'	6.25	118.95	105.20
36	5	1469	C	N3-C4-C5	-6.25	119.40	121.90
36	5	3078	U	C2-N1-C1'	6.25	125.19	117.70
1	6	647	G	N3-C2-N2	-6.24	115.53	119.90
64	n8	42	ARG	NE-CZ-NH1	6.24	123.42	120.30
36	5	3093	C	C5-C6-N1	-6.24	117.88	121.00
36	5	2371	G	C2-N3-C4	-6.24	108.78	111.90
36	5	2664	C	C5-C6-N1	6.24	124.12	121.00
37	7	88	G	C5-C6-O6	6.24	132.34	128.60
36	1	1881	A	N1-C6-N6	6.23	122.34	118.60
36	1	3022	G	O4'-C1'-N9	6.23	113.18	108.20
36	1	1489	A	N1-C6-N6	6.22	122.33	118.60
36	1	1891	A	C2-N3-C4	-6.22	107.49	110.60
36	1	1116	G	OP2-P-O3'	6.22	118.89	105.20
36	5	2849	C	N1-C2-O2	-6.22	115.17	118.90
1	2	1749	A	N1-C6-N6	6.22	122.33	118.60
36	5	770	G	O4'-C1'-N9	6.22	113.17	108.20
36	5	1370	G	N1-C2-N2	-6.22	110.60	116.20
36	5	1513	G	N9-C4-C5	6.22	107.89	105.40
1	2	1273	G	O4'-C1'-N9	6.21	113.17	108.20
36	1	347	G	C5-C6-O6	-6.21	124.87	128.60
36	1	633	C	C6-N1-C2	6.21	122.79	120.30
36	5	2942	C	N3-C4-N4	6.21	122.35	118.00
1	2	1782	A	C8-N9-C4	-6.21	103.31	105.80
36	5	2375	G	N3-C2-N2	6.21	124.25	119.90
36	5	2816	G	C6-C5-N7	6.21	134.13	130.40
36	1	716	A	C4-C5-N7	6.21	113.81	110.70
1	6	431	C	N1-C2-O2	6.21	122.63	118.90
36	5	1872	C	C4-C5-C6	6.21	120.51	117.40
36	1	1610	G	C8-N9-C4	-6.21	103.92	106.40
36	5	32	U	N1-C2-N3	6.21	118.63	114.90
36	5	995	U	C5-C6-N1	-6.21	119.60	122.70
36	1	1307	G	P-O3'-C3'	6.21	127.15	119.70
1	6	1269	U	N3-C2-O2	-6.21	117.86	122.20
36	1	913	A	C5-C6-N6	-6.20	118.74	123.70
36	5	3060	C	N3-C4-N4	6.20	122.34	118.00
36	5	1666	G	C5-C6-O6	6.20	132.32	128.60
36	5	824	C	C6-N1-C2	-6.20	117.82	120.30
36	1	953	G	C4-N9-C1'	-6.20	118.44	126.50
36	1	1376	C	C4-C5-C6	6.20	120.50	117.40
36	5	104	G	N1-C6-O6	6.20	123.62	119.90

Continued on next page...

Continued from previous page...

Mol	Chain	Res	Type	Atoms	Z	Observed(°)	Ideal(°)
36	5	2300	G	N3-C2-N2	6.20	124.24	119.90
37	7	98	C	O5'-P-OP1	6.20	118.14	110.70
36	1	200	C	N3-C2-O2	-6.20	117.56	121.90
49	m3	47	ALA	C-N-CD	6.20	141.41	128.40
36	1	3306	U	C5-C4-O4	6.20	129.62	125.90
36	5	878	G	OP1-P-O3'	6.20	118.83	105.20
36	5	1300	G	C5-C6-O6	-6.20	124.88	128.60
1	6	1726	G	OP2-P-O3'	6.19	118.83	105.20
36	5	111	C	C6-N1-C2	6.19	122.78	120.30
36	5	3010	U	N3-C4-O4	-6.19	115.06	119.40
36	1	1445	U	N1-C2-O2	-6.19	118.47	122.80
36	1	2606	G	N1-C2-N2	-6.19	110.63	116.20
36	1	2870	C	N3-C4-C5	6.19	124.38	121.90
36	5	2424	A	N1-C6-N6	6.19	122.31	118.60
36	1	3092	C	O4'-C1'-N1	6.19	113.15	108.20
36	1	905	U	N1-C2-O2	-6.19	118.47	122.80
36	1	1507	G	C4-C5-C6	6.19	122.51	118.80
36	5	1586	G	N3-C4-N9	6.19	129.71	126.00
1	2	142	G	N3-C2-N2	-6.18	115.57	119.90
36	1	3175	U	O5'-P-OP2	-6.18	100.13	105.70
36	5	359	U	N1-C2-O2	-6.18	118.47	122.80
36	5	3060	C	C5-C4-N4	-6.18	115.87	120.20
36	5	399	A	O5'-P-OP1	-6.18	100.14	105.70
37	7	19	C	N3-C4-C5	6.18	124.37	121.90
38	8	80	A	C8-N9-C4	-6.18	103.33	105.80
1	2	619	A	OP2-P-O3'	6.18	118.80	105.20
36	1	1164	G	C5-C6-O6	6.18	132.31	128.60
36	1	2257	C	C6-N1-C2	-6.18	117.83	120.30
1	6	55	A	C8-N9-C4	6.18	108.27	105.80
36	5	1379	G	N3-C2-N2	6.18	124.23	119.90
36	1	2787	G	C2-N3-C4	6.18	114.99	111.90
36	5	1405	U	C5-C6-N1	-6.18	119.61	122.70
36	5	217	U	OP1-P-O3'	6.17	118.79	105.20
36	5	1379	G	C5-C6-O6	6.17	132.31	128.60
36	1	2369	G	N3-C4-C5	-6.17	125.51	128.60
36	5	1115	G	N3-C4-C5	-6.17	125.51	128.60
36	5	1426	C	C5-C4-N4	-6.17	115.88	120.20
1	2	1455	G	C4-C5-N7	-6.17	108.33	110.80
36	1	1447	G	O5'-P-OP2	-6.17	100.15	105.70
36	1	3041	U	N1-C2-O2	-6.17	118.48	122.80
36	5	2524	A	N9-C1'-C2'	6.17	122.02	114.00
36	5	350	C	O4'-C1'-N1	-6.17	103.27	108.20

Continued on next page...

Continued from previous page...

Mol	Chain	Res	Type	Atoms	Z	Observed(°)	Ideal(°)
36	5	892	U	N3-C4-C5	6.17	118.30	114.60
36	1	3218	A	P-O3'-C3'	6.16	127.09	119.70
1	6	163	G	C8-N9-C4	-6.16	103.94	106.40
1	6	297	U	N3-C4-O4	6.16	123.71	119.40
36	5	83	U	N3-C2-O2	-6.16	117.89	122.20
36	5	2295	A	N9-C4-C5	-6.16	103.34	105.80
77	q1	9	ARG	NE-CZ-NH2	-6.16	117.22	120.30
36	1	1429	G	N3-C4-N9	6.16	129.69	126.00
25	d3	33	LEU	CA-CB-CG	-6.16	101.14	115.30
1	6	1614	A	C5-N7-C8	-6.16	100.82	103.90
36	5	1371	G	C4-C5-N7	-6.16	108.34	110.80
36	1	867	G	N1-C2-N2	6.15	121.74	116.20
36	5	63	A	N1-C6-N6	6.15	122.29	118.60
36	1	1124	U	C5-C6-N1	6.15	125.78	122.70
36	1	2193	U	C5-C6-N1	-6.15	119.62	122.70
43	l6	30	LEU	CA-CB-CG	6.15	129.45	115.30
1	2	765	G	O4'-C1'-N9	-6.15	103.28	108.20
36	1	765	C	N3-C2-O2	-6.15	117.59	121.90
36	1	817	A	OP1-P-O3'	6.15	118.73	105.20
38	4	148	G	C5-C6-O6	6.15	132.29	128.60
36	5	573	C	N3-C4-C5	-6.15	119.44	121.90
36	5	2307	G	N3-C4-C5	-6.15	125.53	128.60
1	6	1478	G	C6-C5-N7	-6.15	126.71	130.40
36	1	1935	G	N1-C6-O6	-6.15	116.21	119.90
36	5	283	G	N1-C6-O6	6.15	123.59	119.90
1	6	637	C	O5'-P-OP2	-6.15	100.17	105.70
36	5	3316	A	N1-C6-N6	6.15	122.29	118.60
36	5	3049	A	C8-N9-C4	6.14	108.26	105.80
36	1	398	A	C5-C6-N6	-6.14	118.79	123.70
1	6	794	U	O4'-C1'-N1	6.14	113.11	108.20
36	5	40	A	O5'-P-OP1	-6.14	100.17	105.70
36	5	150	A	C5-C6-N6	-6.14	118.79	123.70
36	1	3050	U	N1-C2-O2	6.14	127.10	122.80
36	1	1313	G	C6-C5-N7	-6.14	126.72	130.40
36	1	2135	U	N1-C2-O2	6.14	127.10	122.80
1	6	542	A	N1-C6-N6	6.14	122.28	118.60
36	5	341	G	C8-N9-C4	-6.14	103.94	106.40
36	5	1116	G	N9-C4-C5	6.14	107.86	105.40
1	2	402	C	N1-C2-O2	-6.14	115.22	118.90
1	2	1782	A	N9-C4-C5	6.14	108.25	105.80
36	1	805	G	O5'-P-OP1	6.14	118.06	110.70
36	1	2920	U	N3-C4-C5	6.14	118.28	114.60

Continued on next page...

Continued from previous page...

Mol	Chain	Res	Type	Atoms	Z	Observed(°)	Ideal(°)
36	5	2983	C	O5'-P-OP1	-6.14	100.18	105.70
37	3	94	C	N1-C2-O2	-6.13	115.22	118.90
36	1	907	G	O4'-C1'-N9	6.13	113.11	108.20
36	1	1351	U	N3-C2-O2	-6.13	117.91	122.20
36	5	2877	G	N1-C2-N2	-6.13	110.68	116.20
36	1	2309	A	N1-C6-N6	6.13	122.28	118.60
36	5	2700	G	C4-C5-N7	6.13	113.25	110.80
36	1	1161	G	N1-C6-O6	-6.13	116.22	119.90
36	5	2211	U	C6-N1-C2	-6.13	117.32	121.00
37	7	41	G	N9-C4-C5	-6.13	102.95	105.40
1	2	610	G	C5-C6-O6	-6.12	124.92	128.60
36	1	859	G	N3-C4-N9	6.12	129.68	126.00
1	2	1654	G	C6-N1-C2	-6.12	121.43	125.10
1	6	1280	C	N3-C4-C5	-6.12	119.45	121.90
36	5	613	G	N9-C4-C5	6.12	107.85	105.40
36	5	3098	G	O5'-P-OP2	-6.12	100.19	105.70
36	5	3185	U	O5'-P-OP2	-6.12	100.19	105.70
36	1	1420	C	C5-C4-N4	6.12	124.48	120.20
36	1	2370	G	C5-C6-N1	6.12	114.56	111.50
36	1	2572	C	C6-N1-C1'	-6.12	113.45	120.80
1	6	310	C	N1-C2-O2	-6.12	115.23	118.90
36	5	1057	A	C4-C5-N7	6.12	113.76	110.70
36	5	1115	G	N7-C8-N9	6.12	116.16	113.10
36	5	516	A	N1-C6-N6	6.12	122.27	118.60
36	1	953	G	N3-C4-N9	-6.12	122.33	126.00
36	5	922	U	C4-C5-C6	6.12	123.37	119.70
36	5	2145	A	C6-N1-C2	-6.12	114.93	118.60
1	2	145	A	C8-N9-C4	-6.12	103.35	105.80
1	6	1172	G	C8-N9-C4	-6.12	103.95	106.40
36	5	3174	A	C5-N7-C8	-6.12	100.84	103.90
36	1	2821	C	N3-C2-O2	6.11	126.18	121.90
36	5	218	G	N1-C6-O6	-6.11	116.23	119.90
41	L4	150	LEU	CA-CB-CG	6.11	129.35	115.30
36	5	520	U	N1-C2-O2	-6.11	118.52	122.80
1	2	1596	C	N1-C2-O2	6.11	122.56	118.90
36	1	1450	G	C8-N9-C4	6.11	108.84	106.40
37	7	21	G	C8-N9-C4	6.11	108.84	106.40
36	1	2392	C	C5-C4-N4	-6.11	115.93	120.20
47	m0	167	LEU	CA-CB-CG	6.11	129.34	115.30
36	1	99	A	C5'-C4'-O4'	6.10	116.42	109.10
36	1	1000	C	C5-C4-N4	-6.10	115.93	120.20
36	5	1665	C	N3-C4-C5	6.10	124.34	121.90

Continued on next page...

Continued from previous page...

Mol	Chain	Res	Type	Atoms	Z	Observed(°)	Ideal(°)
36	5	2816	G	OP2-P-O3'	6.10	118.63	105.20
36	1	361	A	N1-C6-N6	-6.10	114.94	118.60
36	1	2687	G	C5-C6-O6	6.10	132.26	128.60
36	5	927	C	C2-N3-C4	-6.10	116.85	119.90
36	1	407	A	O5'-P-OP2	-6.10	100.21	105.70
36	1	2831	G	N1-C6-O6	6.10	123.56	119.90
36	5	705	A	O5'-P-OP2	-6.10	100.21	105.70
36	1	2152	A	C4-C5-N7	-6.09	107.65	110.70
36	1	2609	A	N1-C6-N6	-6.09	114.94	118.60
36	1	2826	U	N3-C4-C5	6.09	118.26	114.60
36	1	979	U	N3-C4-C5	-6.09	110.94	114.60
36	5	2992	U	N1-C2-O2	6.09	127.06	122.80
1	2	334	G	C2-N3-C4	-6.09	108.86	111.90
1	2	1456	C	N3-C2-O2	-6.09	117.64	121.90
36	1	2920	U	C5-C6-N1	-6.09	119.66	122.70
1	6	402	C	C6-N1-C2	6.09	122.74	120.30
36	5	150	A	N1-C6-N6	6.09	122.25	118.60
36	5	574	U	N1-C2-O2	-6.09	118.54	122.80
36	5	3049	A	C6-N1-C2	6.09	122.25	118.60
36	5	425	G	C8-N9-C4	6.09	108.83	106.40
36	1	922	U	N3-C2-O2	-6.09	117.94	122.20
36	1	947	G	N3-C2-N2	6.09	124.16	119.90
36	1	3207	U	C2-N1-C1'	-6.09	110.40	117.70
36	5	201	A	OP1-P-OP2	-6.09	110.47	119.60
54	m8	178	ARG	NE-CZ-NH2	-6.09	117.26	120.30
36	5	1886	A	N1-C6-N6	6.08	122.25	118.60
1	6	1755	A	C4-C5-N7	6.08	113.74	110.70
36	5	3123	A	C8-N9-C4	6.08	108.23	105.80
36	1	1820	U	P-O3'-C3'	6.08	127.00	119.70
36	1	2216	G	C4-C5-N7	-6.08	108.37	110.80
36	1	2281	A	N9-C4-C5	-6.08	103.37	105.80
36	1	2293	C	N3-C4-N4	6.08	122.25	118.00
36	1	3214	U	N1-C2-N3	6.08	118.55	114.90
1	2	1559	A	C5-N7-C8	-6.08	100.86	103.90
36	1	2115	G	C5-C6-O6	-6.07	124.95	128.60
36	1	2434	U	C5-C6-N1	-6.07	119.66	122.70
36	1	3319	U	P-O3'-C3'	6.07	126.99	119.70
36	1	2314	U	C5-C4-O4	-6.07	122.26	125.90
36	1	923	C	C6-N1-C2	6.07	122.73	120.30
36	5	354	U	N1-C2-O2	6.07	127.05	122.80
36	1	1308	A	O5'-P-OP1	6.07	117.98	110.70
36	5	426	G	C6-C5-N7	6.07	134.04	130.40

Continued on next page...

Continued from previous page...

Mol	Chain	Res	Type	Atoms	Z	Observed(°)	Ideal(°)
36	1	359	U	C5-C6-N1	-6.07	119.67	122.70
36	1	2586	G	C5-C6-O6	-6.07	124.96	128.60
36	1	2370	G	OP1-P-OP2	6.06	128.70	119.60
36	1	2618	G	C5-C6-N1	6.06	114.53	111.50
36	1	2632	G	N1-C6-O6	-6.06	116.26	119.90
36	5	2732	G	N3-C4-C5	-6.06	125.57	128.60
37	7	115	G	C8-N9-C4	-6.06	103.97	106.40
36	5	1484	U	C2-N3-C4	-6.06	123.36	127.00
50	m4	135	LEU	CA-CB-CG	6.06	129.24	115.30
36	1	785	G	N1-C6-O6	-6.06	116.26	119.90
36	1	1371	G	N1-C6-O6	-6.06	116.27	119.90
36	1	2649	A	C8-N9-C4	6.06	108.22	105.80
36	5	2800	G	N3-C4-N9	-6.06	122.36	126.00
36	1	60	A	N1-C6-N6	6.06	122.23	118.60
36	1	2522	G	C8-N9-C1'	-6.06	119.12	127.00
36	5	3154	C	C2-N3-C4	6.06	122.93	119.90
36	5	350	C	C6-N1-C2	-6.06	117.88	120.30
36	5	2830	G	N1-C2-N3	6.05	127.53	123.90
36	1	804	C	C2-N1-C1'	-6.05	112.14	118.80
36	5	2142	A	C5-C6-N1	6.05	120.73	117.70
36	1	2389	C	C5-C6-N1	-6.05	117.97	121.00
1	6	371	G	N1-C6-O6	6.05	123.53	119.90
1	6	977	A	N1-C6-N6	6.05	122.23	118.60
36	5	972	A	O5'-P-OP2	6.05	117.96	110.70
1	2	1761	U	P-O3'-C3'	6.05	126.96	119.70
36	1	3109	G	C5-N7-C8	6.05	107.32	104.30
36	5	702	C	C6-N1-C2	-6.05	117.88	120.30
36	5	1162	U	C2-N3-C4	-6.05	123.37	127.00
38	8	80	A	N7-C8-N9	6.05	116.82	113.80
36	1	2719	U	C2-N1-C1'	-6.05	110.44	117.70
36	5	1586	G	N3-C4-C5	-6.05	125.58	128.60
36	1	1724	U	O4'-C1'-N1	6.04	113.04	108.20
36	1	645	A	C5-C6-N1	6.04	120.72	117.70
36	1	1907	C	C2-N3-C4	6.04	122.92	119.90
36	1	2940	A	N1-C2-N3	6.04	132.32	129.30
36	5	589	A	N1-C6-N6	6.04	122.23	118.60
36	5	2278	C	N3-C4-N4	-6.04	113.77	118.00
36	5	2917	G	C8-N9-C1'	-6.04	119.14	127.00
36	1	1389	G	C4-C5-N7	6.04	113.22	110.80
36	1	2958	A	C5-C6-N1	6.04	120.72	117.70
1	6	696	C	C2-N1-C1'	-6.04	112.15	118.80
36	5	39	A	C5-C6-N6	-6.04	118.87	123.70

Continued on next page...

Continued from previous page...

Mol	Chain	Res	Type	Atoms	Z	Observed(°)	Ideal(°)
36	5	974	G	C4-N9-C1'	6.04	134.35	126.50
36	5	3185	U	C2-N3-C4	-6.04	123.38	127.00
1	6	349	U	O5'-P-OP2	-6.04	100.26	105.70
36	5	2707	C	O5'-P-OP2	-6.04	100.27	105.70
36	5	3343	G	N3-C4-N9	6.04	129.62	126.00
1	6	1522	U	O5'-P-OP2	-6.04	100.27	105.70
36	1	1499	C	N1-C2-O2	-6.03	115.28	118.90
36	1	2400	G	C2-N3-C4	-6.03	108.88	111.90
36	1	2909	U	N1-C2-O2	-6.03	118.58	122.80
36	5	2614	G	C5-N7-C8	6.03	107.32	104.30
36	5	584	G	C5-C6-O6	6.03	132.22	128.60
36	1	1604	G	C4-N9-C1'	6.03	134.34	126.50
36	5	1520	G	C2-N3-C4	6.03	114.92	111.90
36	1	797	U	C5-C6-N1	-6.03	119.69	122.70
21	c9	57	ARG	NE-CZ-NH1	6.03	123.31	120.30
36	1	2977	G	O5'-P-OP1	-6.03	100.28	105.70
36	1	228	U	N3-C2-O2	-6.02	117.98	122.20
36	1	1556	C	N1-C2-O2	6.02	122.51	118.90
36	1	2403	G	N3-C2-N2	6.02	124.12	119.90
36	1	3306	U	C2-N3-C4	-6.02	123.39	127.00
1	6	144	U	N1-C2-O2	6.02	127.02	122.80
36	1	847	A	N9-C4-C5	-6.02	103.39	105.80
1	6	1489	U	C5-C4-O4	-6.02	122.29	125.90
36	1	398	A	C6-C5-N7	-6.02	128.09	132.30
36	1	410	U	N1-C2-O2	-6.02	118.59	122.80
36	1	2216	G	C5-C6-O6	6.02	132.21	128.60
36	1	2388	U	N1-C2-O2	-6.02	118.59	122.80
36	1	3344	A	O4'-C1'-N9	6.02	113.02	108.20
1	6	1514	U	N3-C4-O4	-6.02	115.19	119.40
36	5	2618	G	C5-C6-O6	-6.02	124.99	128.60
36	5	3173	G	N1-C6-O6	6.02	123.51	119.90
36	1	972	A	N7-C8-N9	-6.02	110.79	113.80
36	5	2698	G	C8-N9-C4	6.02	108.81	106.40
36	5	2817	A	OP1-P-OP2	-6.02	110.58	119.60
36	1	953	G	C8-N9-C1'	6.01	134.82	127.00
1	6	1473	U	N1-C2-N3	6.01	118.51	114.90
36	5	880	G	C5-C6-O6	-6.01	124.99	128.60
36	5	2375	G	O5'-P-OP2	-6.01	100.29	105.70
36	1	940	G	N1-C6-O6	-6.01	116.29	119.90
36	1	2418	G	OP1-P-O3'	6.01	118.42	105.20
1	6	1783	C	O5'-P-OP2	-6.01	100.29	105.70
36	5	1050	U	N3-C2-O2	-6.01	117.99	122.20

Continued on next page...

Continued from previous page...

Mol	Chain	Res	Type	Atoms	Z	Observed(°)	Ideal(°)
36	5	2801	A	N1-C2-N3	-6.01	126.29	129.30
1	2	1274	C	N3-C2-O2	-6.01	117.69	121.90
36	1	92	G	C5-C6-N1	6.01	114.50	111.50
36	1	2418	G	C2-N3-C4	6.01	114.91	111.90
12	c0	97	PRO	N-CA-CB	6.01	110.51	103.30
36	5	3140	G	C8-N9-C1'	-6.01	119.19	127.00
73	O7	65	ARG	NE-CZ-NH1	6.01	123.30	120.30
1	6	371	G	C5-C6-O6	-6.01	125.00	128.60
36	5	2915	U	C2-N3-C4	-6.01	123.40	127.00
36	1	2293	C	C5-C4-N4	-6.00	116.00	120.20
1	6	942	G	N1-C6-O6	-6.00	116.30	119.90
37	7	110	G	O5'-P-OP2	-6.00	100.30	105.70
1	2	1119	G	N1-C6-O6	-6.00	116.30	119.90
36	1	805	G	C5-C6-N1	6.00	114.50	111.50
52	m6	37	ARG	NE-CZ-NH2	-6.00	117.30	120.30
36	1	784	A	N1-C6-N6	6.00	122.20	118.60
1	2	1119	G	C5-C6-O6	6.00	132.20	128.60
36	1	388	G	C8-N9-C4	-6.00	104.00	106.40
36	1	1125	U	OP1-P-OP2	-6.00	110.60	119.60
36	5	2623	G	C8-N9-C4	6.00	108.80	106.40
36	1	2679	A	N1-C6-N6	6.00	122.20	118.60
36	5	35	A	N1-C6-N6	6.00	122.20	118.60
36	5	1130	A	C2-N3-C4	6.00	113.60	110.60
36	1	3002	C	N3-C4-C5	5.99	124.30	121.90
36	1	1329	U	C6-N1-C2	-5.99	117.41	121.00
36	1	2788	C	O5'-P-OP2	-5.99	100.31	105.70
36	5	642	U	O5'-P-OP2	-5.99	100.31	105.70
36	1	635	G	N1-C6-O6	5.99	123.49	119.90
36	1	2864	A	C8-N9-C4	-5.99	103.41	105.80
12	c0	83	PRO	N-CA-CB	5.99	110.49	103.30
36	5	818	C	N1-C2-O2	-5.99	115.31	118.90
36	5	1878	G	C8-N9-C1'	-5.99	119.22	127.00
36	5	2345	A	C8-N9-C4	5.99	108.19	105.80
36	1	957	C	N3-C2-O2	5.99	126.09	121.90
36	1	1166	G	N1-C6-O6	5.99	123.49	119.90
36	1	2142	A	OP1-P-O3'	5.99	118.37	105.20
36	5	1284	C	C5-C6-N1	5.99	123.99	121.00
36	1	368	G	N1-C2-N2	-5.98	110.82	116.20
36	1	768	C	C6-N1-C2	-5.98	117.91	120.30
36	1	1351	U	N1-C2-O2	5.98	126.99	122.80
36	5	2650	U	C2-N3-C4	-5.98	123.41	127.00
36	1	85	A	C2-N3-C4	-5.98	107.61	110.60

Continued on next page...

Continued from previous page...

Mol	Chain	Res	Type	Atoms	Z	Observed(°)	Ideal(°)
36	5	1064	A	N9-C4-C5	-5.98	103.41	105.80
36	5	1410	U	O5'-P-OP2	-5.98	100.32	105.70
36	5	1506	A	N9-C4-C5	5.98	108.19	105.80
37	7	94	C	N3-C4-C5	5.98	124.29	121.90
1	6	321	C	C6-N1-C2	-5.98	117.91	120.30
1	6	1503	A	O4'-C1'-N9	5.98	112.98	108.20
36	5	641	C	OP1-P-O3'	5.98	118.35	105.20
36	5	2794	G	C5-C6-N1	5.98	114.49	111.50
36	5	2995	A	N7-C8-N9	-5.98	110.81	113.80
1	2	1092	A	N1-C6-N6	5.98	122.19	118.60
36	1	973	A	C8-N9-C4	-5.98	103.41	105.80
36	1	1314	C	C6-N1-C2	-5.98	117.91	120.30
36	5	1163	A	O5'-P-OP2	-5.98	100.32	105.70
36	5	2938	G	OP1-P-OP2	5.98	128.56	119.60
36	1	648	C	OP1-P-OP2	5.98	128.56	119.60
36	5	1890	U	C5-C6-N1	-5.98	119.71	122.70
36	5	2392	C	C6-N1-C2	5.98	122.69	120.30
1	2	142	G	N1-C6-O6	5.97	123.48	119.90
36	5	960	U	N1-C2-O2	5.97	126.98	122.80
36	5	1200	A	C4-C5-C6	5.97	119.99	117.00
36	5	3215	A	C2-N3-C4	-5.97	107.61	110.60
1	2	543	C	N3-C2-O2	-5.97	117.72	121.90
36	1	766	U	O5'-P-OP1	-5.97	100.33	105.70
36	5	1365	G	N1-C2-N2	-5.97	110.83	116.20
36	5	2401	A	C2-N3-C4	5.97	113.58	110.60
36	1	747	A	N1-C6-N6	5.96	122.18	118.60
36	5	861	C	N3-C2-O2	5.96	126.08	121.90
36	5	3293	U	C6-N1-C2	5.96	124.58	121.00
1	6	1749	A	N1-C6-N6	5.96	122.18	118.60
36	1	2634	U	N1-C2-N3	5.96	118.48	114.90
1	6	767	U	C5-C4-O4	5.96	129.48	125.90
36	5	3107	U	N3-C2-O2	-5.96	118.03	122.20
36	1	817	A	C6-N1-C2	-5.96	115.03	118.60
36	1	1523	U	N1-C2-O2	-5.96	118.63	122.80
36	5	636	C	C5-C6-N1	-5.96	118.02	121.00
36	5	1154	A	C2-N3-C4	5.96	113.58	110.60
36	5	1605	A	O4'-C1'-N9	5.96	112.97	108.20
36	5	2278	C	N1-C2-O2	5.96	122.47	118.90
36	5	2396	G	N9-C4-C5	5.96	107.78	105.40
36	1	2409	G	N3-C2-N2	5.96	124.07	119.90
36	1	3143	C	N3-C2-O2	5.96	126.07	121.90
36	1	1192	C	N1-C2-O2	5.95	122.47	118.90

Continued on next page...

Continued from previous page...

Mol	Chain	Res	Type	Atoms	Z	Observed(°)	Ideal(°)
36	5	861	C	N3-C4-N4	5.95	122.17	118.00
36	5	2849	C	OP1-P-OP2	5.95	128.53	119.60
52	m6	84	LEU	CB-CG-CD1	-5.95	100.88	111.00
36	1	1493	G	O4'-C1'-N9	5.95	112.96	108.20
36	1	51	A	C5-C6-N6	-5.95	118.94	123.70
37	7	35	C	C6-N1-C2	5.95	122.68	120.30
36	1	196	G	N1-C6-O6	5.95	123.47	119.90
36	1	922	U	N3-C4-O4	-5.95	115.24	119.40
36	1	61	A	C2-N3-C4	-5.94	107.63	110.60
36	5	2719	U	C6-N1-C1'	5.94	129.52	121.20
36	1	1175	C	C5-C6-N1	-5.94	118.03	121.00
1	6	151	G	N3-C4-N9	-5.94	122.43	126.00
64	n8	73	LEU	CA-CB-CG	5.94	128.97	115.30
36	5	2928	C	C4-C5-C6	5.94	120.37	117.40
36	1	659	G	C6-C5-N7	-5.94	126.84	130.40
36	5	2285	C	C5-C6-N1	5.94	123.97	121.00
37	3	73	C	N1-C2-O2	5.94	122.46	118.90
45	l8	69	LEU	CA-CB-CG	5.94	128.96	115.30
36	1	1151	U	C6-N1-C2	-5.94	117.44	121.00
36	5	214	G	C8-N9-C4	5.94	108.78	106.40
1	2	1291	G	C2-N3-C4	-5.93	108.93	111.90
36	1	620	U	N1-C1'-C2'	5.93	121.72	114.00
36	5	1883	A	N1-C6-N6	-5.93	115.04	118.60
36	5	2377	G	N1-C6-O6	-5.93	116.34	119.90
36	1	3190	C	N3-C4-C5	5.93	124.27	121.90
36	1	622	A	N1-C6-N6	5.93	122.16	118.60
36	1	2606	G	N9-C4-C5	-5.93	103.03	105.40
36	1	2665	U	O5'-P-OP1	-5.93	100.36	105.70
1	6	102	U	O5'-P-OP1	-5.93	100.36	105.70
36	1	324	A	N3-C4-C5	-5.93	122.65	126.80
36	1	960	U	C2-N3-C4	-5.93	123.44	127.00
36	1	1494	U	N3-C4-O4	-5.93	115.25	119.40
36	1	2883	U	C5-C6-N1	5.93	125.66	122.70
37	3	88	G	C4-C5-N7	-5.93	108.43	110.80
36	1	2906	C	C2-N3-C4	-5.93	116.94	119.90
36	5	719	U	N3-C2-O2	-5.93	118.05	122.20
36	5	3092	C	O4'-C1'-N1	5.93	112.94	108.20
36	5	46	U	N1-C2-O2	5.92	126.95	122.80
78	Q2	87	ARG	NE-CZ-NH1	-5.92	117.34	120.30
36	5	1834	U	C6-N1-C2	-5.92	117.45	121.00
36	1	3083	G	N3-C4-C5	-5.92	125.64	128.60
36	5	389	A	C8-N9-C4	-5.92	103.43	105.80

Continued on next page...

Continued from previous page...

Mol	Chain	Res	Type	Atoms	Z	Observed(°)	Ideal(°)
36	1	102	C	N1-C2-O2	-5.92	115.35	118.90
36	1	3055	U	C2-N1-C1'	5.92	124.80	117.70
36	1	3101	G	C8-N9-C4	5.92	108.77	106.40
56	N0	115	ARG	NE-CZ-NH1	5.92	123.26	120.30
36	5	1083	G	OP1-P-OP2	5.92	128.47	119.60
36	5	3204	C	N3-C4-C5	5.92	124.27	121.90
36	1	1838	G	N9-C4-C5	-5.91	103.03	105.40
36	1	3264	G	O5'-P-OP1	-5.91	100.38	105.70
1	6	93	A	N9-C4-C5	-5.91	103.44	105.80
36	1	1173	U	C5-C6-N1	-5.91	119.74	122.70
36	1	2320	A	C2-N3-C4	-5.91	107.64	110.60
36	5	3060	C	N3-C2-O2	5.91	126.04	121.90
36	5	2930	A	N9-C4-C5	5.91	108.16	105.80
36	1	33	G	C8-N9-C4	-5.91	104.04	106.40
36	1	806	A	C5-C6-N6	-5.91	118.97	123.70
36	5	92	G	C5-C6-N1	5.91	114.45	111.50
36	1	2824	G	C8-N9-C4	-5.91	104.04	106.40
36	1	3344	A	C4-C5-N7	5.91	113.65	110.70
36	5	641	C	N1-C2-O2	-5.91	115.36	118.90
36	5	869	G	N1-C6-O6	-5.91	116.36	119.90
1	2	453	U	C5-C4-O4	5.90	129.44	125.90
36	1	2551	U	N1-C2-N3	5.90	118.44	114.90
36	5	631	U	N1-C2-N3	5.90	118.44	114.90
36	5	824	C	N3-C2-O2	-5.90	117.77	121.90
36	5	2928	C	N3-C2-O2	-5.90	117.77	121.90
36	1	3143	C	N1-C2-O2	-5.90	115.36	118.90
1	6	387	A	N1-C6-N6	-5.90	115.06	118.60
52	m6	128	ARG	NE-CZ-NH2	-5.90	117.35	120.30
36	1	637	C	C2-N3-C4	-5.90	116.95	119.90
36	1	2977	G	C5-C6-N1	5.90	114.45	111.50
1	2	1773	C	C5-C6-N1	5.90	123.95	121.00
38	4	94	C	N3-C4-C5	5.90	124.26	121.90
36	5	1390	A	C5-C6-N6	5.90	128.42	123.70
36	1	391	A	N1-C6-N6	-5.89	115.06	118.60
36	1	859	G	C8-N9-C1'	-5.89	119.34	127.00
36	1	2404	A	OP1-P-OP2	-5.89	110.76	119.60
36	5	2171	G	N1-C6-O6	-5.89	116.36	119.90
36	5	2350	C	C2-N3-C4	-5.89	116.95	119.90
36	1	3178	A	N1-C6-N6	5.89	122.14	118.60
54	M8	179	ARG	NE-CZ-NH2	-5.89	117.35	120.30
36	1	979	U	C5-C4-O4	5.89	129.43	125.90
36	1	2409	G	N3-C4-C5	-5.89	125.65	128.60

Continued on next page...

Continued from previous page...

Mol	Chain	Res	Type	Atoms	Z	Observed(°)	Ideal(°)
36	1	2723	U	N3-C2-O2	5.89	126.32	122.20
36	5	2730	G	N1-C6-O6	5.89	123.44	119.90
36	1	114	A	N1-C6-N6	5.89	122.13	118.60
36	1	3112	G	C5-C6-O6	-5.89	125.07	128.60
36	5	2144	A	O4'-C1'-N9	5.89	112.91	108.20
36	1	2415	C	C5-C6-N1	-5.89	118.06	121.00
36	1	1048	A	N1-C2-N3	-5.89	126.36	129.30
36	1	949	C	C6-N1-C2	-5.88	117.95	120.30
36	1	2846	U	N1-C2-N3	5.88	118.43	114.90
36	1	2886	U	C5-C4-O4	-5.88	122.37	125.90
36	1	2820	A	C2-N3-C4	5.88	113.54	110.60
36	5	2408	U	N1-C2-N3	5.88	118.43	114.90
38	4	30	C	C5-C4-N4	5.88	124.31	120.20
36	5	344	A	C8-N9-C4	5.88	108.15	105.80
36	5	2514	U	O5'-P-OP1	-5.88	100.41	105.70
36	5	2658	G	C8-N9-C4	5.88	108.75	106.40
36	5	3097	C	C6-N1-C2	-5.88	117.95	120.30
36	1	652	G	N3-C2-N2	5.88	124.01	119.90
36	5	35	A	C2-N3-C4	-5.88	107.66	110.60
37	7	101	G	C8-N9-C4	5.88	108.75	106.40
37	7	120	C	C5-C6-N1	-5.88	118.06	121.00
1	6	1000	C	N3-C2-O2	-5.88	117.79	121.90
36	1	517	G	N9-C4-C5	5.87	107.75	105.40
36	5	1141	C	N1-C2-O2	-5.87	115.38	118.90
36	5	2777	G	C5-C6-O6	5.87	132.12	128.60
38	8	32	C	N3-C2-O2	5.87	126.01	121.90
36	1	2385	G	C8-N9-C4	5.87	108.75	106.40
36	5	2796	G	O5'-P-OP2	-5.87	100.42	105.70
37	7	67	G	N3-C2-N2	-5.87	115.79	119.90
36	1	3010	U	N3-C2-O2	-5.87	118.09	122.20
1	6	1470	C	N1-C2-O2	-5.87	115.38	118.90
36	5	2293	C	C2-N1-C1'	5.87	125.26	118.80
36	1	910	G	C5-C6-O6	5.87	132.12	128.60
36	1	1307	G	OP1-P-O3'	5.87	118.11	105.20
36	1	2149	A	C5-C6-N1	-5.87	114.77	117.70
36	1	3081	C	N3-C4-N4	-5.87	113.89	118.00
36	1	3209	A	C4-C5-N7	5.87	113.63	110.70
20	c8	116	LEU	CA-CB-CG	5.87	128.80	115.30
36	5	2855	U	C5-C6-N1	5.87	125.64	122.70
36	5	3374	U	N3-C4-O4	-5.87	115.29	119.40
37	3	81	U	C6-N1-C2	5.87	124.52	121.00
36	1	61	A	N1-C6-N6	5.87	122.12	118.60

Continued on next page...

Continued from previous page...

Mol	Chain	Res	Type	Atoms	Z	Observed(°)	Ideal(°)
36	1	2340	U	N3-C4-O4	-5.87	115.29	119.40
36	1	3055	U	C6-N1-C1'	-5.87	112.99	121.20
1	6	402	C	O4'-C1'-N1	5.87	112.89	108.20
36	5	2620	G	C2-N3-C4	5.87	114.83	111.90
36	1	1152	G	C5-C6-O6	-5.86	125.08	128.60
36	1	2986	U	C5-C6-N1	-5.86	119.77	122.70
1	6	1432	U	O4'-C1'-N1	5.86	112.89	108.20
18	C6	28	LEU	CA-CB-CG	5.86	128.78	115.30
36	1	2306	C	C5-C4-N4	5.86	124.30	120.20
1	6	3	U	C6-N1-C2	5.86	124.52	121.00
36	5	75	G	O5'-P-OP2	-5.86	100.43	105.70
36	1	1349	G	C8-N9-C1'	-5.86	119.39	127.00
36	1	2391	G	N1-C2-N2	-5.86	110.93	116.20
1	2	554	C	C2-N1-C1'	5.86	125.24	118.80
36	1	1305	U	N1-C2-O2	5.86	126.90	122.80
37	3	85	G	OP2-P-O3'	5.86	118.08	105.20
37	3	97	A	N9-C4-C5	5.86	108.14	105.80
1	6	1596	C	C5-C4-N4	5.86	124.30	120.20
36	5	947	G	N1-C6-O6	-5.86	116.39	119.90
36	5	1208	U	N3-C4-O4	-5.86	115.30	119.40
36	5	1412	G	N3-C4-N9	-5.86	122.49	126.00
36	5	3093	C	C2-N1-C1'	-5.85	112.36	118.80
36	1	694	C	N3-C4-C5	5.85	124.24	121.90
36	1	1555	U	C5-C6-N1	-5.85	119.77	122.70
1	6	3	U	C5-C6-N1	-5.85	119.77	122.70
36	5	1338	C	N1-C2-O2	-5.85	115.39	118.90
36	5	1429	G	N3-C2-N2	5.85	124.00	119.90
36	5	2930	A	C5-C6-N1	5.85	120.62	117.70
1	2	1012	U	C2-N3-C4	5.85	130.51	127.00
1	2	1280	C	N3-C4-C5	-5.85	119.56	121.90
36	1	2979	U	C2-N3-C4	-5.85	123.49	127.00
36	5	840	C	N3-C2-O2	-5.85	117.81	121.90
36	1	1494	U	C2-N3-C4	-5.85	123.49	127.00
1	6	371	G	C6-C5-N7	-5.85	126.89	130.40
1	6	965	U	N1-C2-O2	5.85	126.89	122.80
36	5	1159	A	N1-C2-N3	-5.85	126.38	129.30
36	5	2730	G	C5-C6-O6	-5.85	125.09	128.60
36	1	2335	G	C8-N9-C4	5.85	108.74	106.40
36	1	905	U	N1-C2-N3	5.84	118.41	114.90
36	1	1364	C	C2-N3-C4	-5.84	116.98	119.90
38	4	21	C	C6-N1-C2	5.84	122.64	120.30
36	1	397	A	N1-C6-N6	-5.84	115.09	118.60

Continued on next page...

Continued from previous page...

Mol	Chain	Res	Type	Atoms	Z	Observed(°)	Ideal(°)
36	1	1380	G	C2-N3-C4	-5.84	108.98	111.90
1	6	1097	U	P-O3'-C3'	5.84	126.71	119.70
36	5	1615	C	O5'-P-OP1	-5.84	100.44	105.70
36	1	3096	C	O5'-P-OP1	-5.84	100.44	105.70
36	1	3344	A	N1-C2-N3	5.84	132.22	129.30
38	4	103	G	N3-C4-C5	-5.84	125.68	128.60
36	5	1303	A	O5'-P-OP1	-5.84	100.44	105.70
36	1	2137	U	O4'-C1'-N1	5.84	112.87	108.20
1	6	1670	G	O5'-P-OP2	-5.84	100.44	105.70
36	5	919	U	N1-C2-N3	5.84	118.40	114.90
36	5	3118	C	C6-N1-C2	-5.84	117.96	120.30
36	5	3198	U	C5-C4-O4	-5.84	122.40	125.90
36	5	2134	G	N1-C6-O6	-5.84	116.40	119.90
1	2	577	G	C5-N7-C8	-5.84	101.38	104.30
25	D3	23	ARG	NE-CZ-NH2	-5.84	117.38	120.30
1	6	402	C	O5'-P-OP1	5.84	117.70	110.70
1	6	901	G	C5-N7-C8	-5.84	101.38	104.30
36	5	505	G	N9-C4-C5	5.84	107.73	105.40
36	5	1059	G	C5-C6-O6	-5.84	125.10	128.60
36	5	1371	G	C5-N7-C8	5.84	107.22	104.30
1	2	1129	U	N3-C4-C5	5.83	118.10	114.60
1	2	1479	A	N1-C6-N6	5.83	122.10	118.60
36	1	2372	A	C8-N9-C4	-5.83	103.47	105.80
1	6	1793	G	N9-C4-C5	5.83	107.73	105.40
21	c9	57	ARG	NE-CZ-NH2	-5.83	117.38	120.30
36	5	3143	C	N3-C2-O2	5.83	125.98	121.90
36	1	282	G	C2'-C3'-O3'	5.83	123.03	113.70
36	5	1787	A	N1-C6-N6	5.83	122.10	118.60
1	2	1748	G	C5-C6-O6	5.83	132.10	128.60
36	1	2397	A	O5'-P-OP2	-5.83	100.45	105.70
36	5	1057	A	C5-C6-N6	-5.83	119.04	123.70
36	5	2800	G	N3-C2-N2	-5.83	115.82	119.90
36	1	221	A	O5'-P-OP2	-5.83	100.46	105.70
36	1	2938	G	OP1-P-O3'	5.83	118.02	105.20
36	1	14	U	O5'-P-OP2	-5.83	100.46	105.70
36	1	2249	G	P-O3'-C3'	5.83	126.69	119.70
36	5	3005	A	C5-N7-C8	5.83	106.81	103.90
36	5	3214	U	N3-C4-O4	-5.83	115.32	119.40
37	7	11	A	N1-C6-N6	5.83	122.09	118.60
36	1	2752	U	N3-C4-O4	-5.82	115.32	119.40
1	6	769	A	N1-C6-N6	-5.82	115.11	118.60
36	1	1440	G	N3-C2-N2	5.82	123.97	119.90

Continued on next page...

Continued from previous page...

Mol	Chain	Res	Type	Atoms	Z	Observed(°)	Ideal(°)
36	5	1902	G	N3-C4-N9	5.82	129.49	126.00
36	1	2756	C	C2-N1-C1'	5.82	125.20	118.80
36	1	1433	A	O5'-P-OP1	-5.82	100.46	105.70
36	1	341	G	C5-C6-O6	-5.82	125.11	128.60
36	1	611	A	O5'-P-OP1	5.82	117.68	110.70
1	6	864	U	N3-C4-O4	-5.82	115.33	119.40
36	5	2162	U	C2-N3-C4	-5.82	123.51	127.00
36	1	926	A	N1-C6-N6	5.81	122.09	118.60
36	5	3245	A	C8-N9-C4	-5.81	103.47	105.80
36	1	44	U	C5-C6-N1	-5.81	119.80	122.70
1	6	557	G	N1-C6-O6	-5.81	116.42	119.90
36	5	3362	A	N1-C2-N3	5.81	132.20	129.30
36	1	3269	U	N3-C2-O2	-5.81	118.14	122.20
1	6	337	G	C5-N7-C8	-5.81	101.40	104.30
36	5	1177	G	N9-C4-C5	5.81	107.72	105.40
36	1	200	C	C2-N1-C1'	5.80	125.18	118.80
36	5	1483	G	O4'-C1'-N9	5.80	112.84	108.20
52	m6	27	LEU	CB-CG-CD1	-5.80	101.13	111.00
36	5	1190	A	N1-C6-N6	-5.80	115.12	118.60
36	5	1157	G	C5-C6-O6	5.80	132.08	128.60
36	5	2618	G	N9-C4-C5	-5.80	103.08	105.40
36	1	283	G	O4'-C1'-N9	-5.80	103.56	108.20
36	1	304	G	N1-C2-N2	5.80	121.42	116.20
36	1	1893	A	N1-C6-N6	-5.80	115.12	118.60
36	1	2802	A	N1-C6-N6	-5.80	115.12	118.60
1	6	287	G	C5-C6-O6	-5.80	125.12	128.60
36	5	2950	G	O4'-C1'-N9	5.80	112.84	108.20
36	1	2279	A	N1-C6-N6	5.79	122.08	118.60
1	2	580	A	C8-N9-C4	-5.79	103.48	105.80
1	2	1190	C	C6-N1-C2	5.79	122.62	120.30
1	6	1680	G	C5-C6-O6	-5.79	125.12	128.60
36	5	83	U	N1-C2-O2	5.79	126.85	122.80
36	1	2911	A	C8-N9-C4	5.79	108.12	105.80
1	2	213	A	C8-N9-C4	5.79	108.12	105.80
36	1	651	G	C8-N9-C1'	-5.79	119.47	127.00
36	1	704	U	O5'-P-OP2	-5.79	100.49	105.70
36	1	1858	A	N3-C4-C5	-5.79	122.75	126.80
36	1	1890	U	C6-N1-C2	5.79	124.47	121.00
36	1	2176	U	N3-C2-O2	-5.79	118.15	122.20
36	1	2424	A	C5-C6-N6	-5.79	119.07	123.70
1	6	1389	C	N1-C2-O2	5.79	122.37	118.90
1	6	1735	U	N3-C4-O4	-5.79	115.35	119.40

Continued on next page...

Continued from previous page...

Mol	Chain	Res	Type	Atoms	Z	Observed(°)	Ideal(°)
36	1	718	G	N3-C4-N9	-5.79	122.53	126.00
36	1	895	A	N3-C4-C5	5.79	130.85	126.80
54	M8	178	ARG	NE-CZ-NH1	-5.79	117.41	120.30
1	2	1096	C	N1-C2-O2	5.79	122.37	118.90
36	1	1326	A	C8-N9-C4	5.79	108.11	105.80
36	1	2913	C	O5'-P-OP1	-5.79	100.49	105.70
1	6	1020	A	N1-C2-N3	5.79	132.19	129.30
36	5	39	A	N9-C4-C5	-5.79	103.49	105.80
36	5	103	G	C5-C6-O6	5.79	132.07	128.60
36	5	424	G	O5'-P-OP2	-5.79	100.49	105.70
36	5	2141	U	OP2-P-O3'	5.79	117.93	105.20
36	1	2307	G	N1-C6-O6	-5.78	116.43	119.90
36	1	678	G	C5-C6-O6	-5.78	125.13	128.60
36	1	1615	C	C2-N3-C4	-5.78	117.01	119.90
36	1	2647	A	N1-C2-N3	5.78	132.19	129.30
1	6	400	A	OP2-P-O3'	5.78	117.91	105.20
36	5	2767	U	C5-C4-O4	5.78	129.37	125.90
36	5	2176	U	N3-C2-O2	-5.78	118.16	122.20
1	6	1078	C	N3-C4-N4	-5.77	113.96	118.00
36	5	650	C	C2-N3-C4	-5.77	117.01	119.90
36	5	753	C	C2-N1-C1'	5.77	125.15	118.80
36	5	2307	G	C8-N9-C4	-5.77	104.09	106.40
36	1	1408	G	O5'-P-OP1	-5.77	100.50	105.70
36	1	1140	G	C8-N9-C1'	-5.77	119.50	127.00
36	5	931	C	C2-N3-C4	-5.77	117.02	119.90
36	5	952	A	C5-C6-N6	-5.77	119.08	123.70
36	5	2113	A	C8-N9-C4	5.77	108.11	105.80
36	5	3302	U	N3-C4-C5	5.77	118.06	114.60
36	1	2309	A	C8-N9-C4	5.77	108.11	105.80
36	5	1389	G	C5-C6-O6	-5.77	125.14	128.60
36	5	2968	G	N7-C8-N9	-5.77	110.22	113.10
36	5	3377	G	C5-C6-O6	-5.77	125.14	128.60
36	1	2818	U	O5'-P-OP1	-5.76	100.51	105.70
36	5	817	A	O5'-P-OP1	-5.76	100.51	105.70
36	1	2872	A	C8-N9-C4	5.76	108.11	105.80
36	1	2827	U	N1-C2-N3	5.76	118.36	114.90
1	6	102	U	N1-C2-O2	-5.76	118.77	122.80
1	6	308	C	C2-N1-C1'	-5.76	112.46	118.80
36	5	33	G	C6-N1-C2	-5.76	121.64	125.10
36	5	3372	A	N1-C6-N6	-5.76	115.14	118.60
36	1	41	G	N1-C6-O6	-5.76	116.44	119.90
36	1	917	A	C5-C6-N6	5.76	128.31	123.70

Continued on next page...

Continued from previous page...

Mol	Chain	Res	Type	Atoms	Z	Observed(°)	Ideal(°)
36	1	2726	C	C4-C5-C6	5.76	120.28	117.40
36	1	2880	U	OP2-P-O3'	5.76	117.87	105.20
1	6	1000	C	C4-C5-C6	5.76	120.28	117.40
1	6	1747	G	O5'-P-OP2	-5.76	100.52	105.70
36	5	1402	C	C4-C5-C6	5.76	120.28	117.40
36	5	3047	U	N3-C2-O2	-5.76	118.17	122.20
1	6	1361	U	C2-N1-C1'	5.76	124.61	117.70
1	6	1766	A	N1-C6-N6	5.76	122.05	118.60
36	5	434	U	O5'-P-OP1	5.76	117.61	110.70
36	5	437	G	N3-C4-N9	-5.76	122.55	126.00
36	5	2954	U	O4'-C1'-N1	5.76	112.81	108.20
36	5	3335	A	O5'-P-OP2	-5.76	100.52	105.70
49	m3	46	ILE	CG1-CB-CG2	-5.76	98.73	111.40
36	5	1481	A	N7-C8-N9	5.75	116.68	113.80
36	1	2986	U	N1-C2-N3	5.75	118.35	114.90
36	5	880	G	N1-C6-O6	5.75	123.35	119.90
36	5	1171	G	N1-C2-N2	-5.75	111.02	116.20
3	S1	70	LEU	CA-CB-CG	5.75	128.53	115.30
36	1	1604	G	C8-N9-C1'	-5.75	119.52	127.00
36	1	2408	U	N3-C2-O2	-5.75	118.17	122.20
36	5	3138	U	N1-C2-O2	-5.75	118.77	122.80
36	1	1595	U	C2-N1-C1'	-5.75	110.80	117.70
36	5	1452	A	N9-C4-C5	-5.75	103.50	105.80
36	5	2758	A	C8-N9-C4	-5.75	103.50	105.80
1	2	610	G	N1-C6-O6	5.75	123.35	119.90
1	2	1280	C	N3-C4-N4	5.75	122.02	118.00
36	1	894	G	OP1-P-O3'	5.75	117.85	105.20
36	1	913	A	N1-C6-N6	5.75	122.05	118.60
40	L3	266	ARG	NE-CZ-NH2	-5.75	117.43	120.30
36	5	52	A	N1-C6-N6	5.75	122.05	118.60
36	5	85	A	O5'-P-OP2	-5.75	100.53	105.70
36	5	1437	C	C2-N1-C1'	5.75	125.12	118.80
36	1	413	U	C2-N3-C4	-5.75	123.55	127.00
36	1	1868	G	C4-N9-C1'	5.75	133.97	126.50
36	1	2192	C	C5-C6-N1	-5.75	118.13	121.00
36	1	2885	C	C6-N1-C2	5.75	122.60	120.30
36	5	3035	A	C8-N9-C4	5.75	108.10	105.80
37	7	121	U	O4'-C1'-N1	-5.75	103.60	108.20
52	m6	66	LYS	CD-CE-NZ	5.75	124.92	111.70
1	6	1	U	C2-N1-C1'	5.75	124.59	117.70
36	1	3277	U	N3-C2-O2	-5.74	118.18	122.20
1	6	1773	C	N3-C2-O2	5.74	125.92	121.90

Continued on next page...

Continued from previous page...

Mol	Chain	Res	Type	Atoms	Z	Observed(°)	Ideal(°)
36	5	994	G	O5'-P-OP2	-5.74	100.53	105.70
1	6	299	A	O5'-P-OP2	-5.74	100.53	105.70
36	5	1343	A	C5-C6-N1	-5.74	114.83	117.70
36	5	2323	G	N9-C4-C5	5.74	107.70	105.40
36	1	2952	G	N9-C4-C5	-5.74	103.10	105.40
36	5	2651	G	OP2-P-O3'	5.74	117.83	105.20
36	1	776	U	N3-C4-C5	-5.74	111.16	114.60
36	1	2706	G	C5-C6-O6	-5.74	125.16	128.60
36	5	852	U	OP2-P-O3'	5.74	117.82	105.20
36	1	970	A	C5-N7-C8	-5.74	101.03	103.90
1	2	1553	G	O5'-P-OP1	-5.74	100.54	105.70
36	5	1430	U	O5'-P-OP1	-5.74	100.54	105.70
36	5	2524	A	N7-C8-N9	5.74	116.67	113.80
36	1	711	A	N1-C6-N6	-5.73	115.16	118.60
36	5	2370	G	C6-N1-C2	-5.73	121.66	125.10
37	7	8	G	N3-C2-N2	5.73	123.91	119.90
1	6	44	U	N3-C2-O2	5.73	126.21	122.20
1	6	380	U	N3-C2-O2	-5.73	118.19	122.20
36	5	32	U	C4-C5-C6	5.73	123.14	119.70
36	5	1316	C	N1-C2-O2	-5.73	115.46	118.90
36	5	1484	U	C5-C6-N1	-5.73	119.83	122.70
36	5	2725	U	N3-C4-C5	5.73	118.04	114.60
38	4	25	G	C4-C5-N7	-5.73	108.51	110.80
36	5	503	C	N3-C4-C5	5.73	124.19	121.90
36	5	708	G	C4-C5-N7	5.73	113.09	110.80
36	5	3228	C	N3-C2-O2	-5.73	117.89	121.90
36	1	659	G	N3-C2-N2	5.73	123.91	119.90
37	7	85	G	C5-C6-O6	5.73	132.04	128.60
1	6	1100	G	C8-N9-C1'	-5.73	119.56	127.00
36	5	354	U	N3-C2-O2	-5.73	118.19	122.20
36	1	1425	U	C5-C6-N1	-5.72	119.84	122.70
36	5	648	C	C4-C5-C6	5.72	120.26	117.40
36	5	3295	A	OP2-P-O3'	5.72	117.79	105.20
38	8	25	G	O5'-P-OP2	-5.72	100.55	105.70
36	1	1715	A	O4'-C1'-N9	-5.72	103.62	108.20
36	5	1908	A	N3-C4-C5	-5.72	122.79	126.80
36	5	2891	U	C2-N3-C4	-5.72	123.57	127.00
38	8	106	C	C6-N1-C2	5.72	122.59	120.30
1	2	1339	C	C5-C6-N1	5.72	123.86	121.00
36	1	644	G	C6-C5-N7	-5.72	126.97	130.40
36	5	3350	C	C6-N1-C2	-5.72	118.01	120.30
36	5	2920	U	C4-C5-C6	5.72	123.13	119.70

Continued on next page...

Continued from previous page...

Mol	Chain	Res	Type	Atoms	Z	Observed(°)	Ideal(°)
36	5	2975	U	N1-C2-O2	5.72	126.80	122.80
36	1	580	C	N1-C2-O2	-5.72	115.47	118.90
36	1	2314	U	C2-N1-C1'	5.72	124.56	117.70
37	3	83	U	C2-N3-C4	-5.72	123.57	127.00
1	6	459	G	N1-C6-O6	5.72	123.33	119.90
36	5	800	G	C5-N7-C8	5.72	107.16	104.30
36	1	944	C	C5-C6-N1	5.71	123.86	121.00
36	1	1124	U	N1-C2-O2	5.71	126.80	122.80
36	1	1433	A	OP1-P-O3'	5.71	117.77	105.20
36	1	1437	C	C2-N1-C1'	5.71	125.08	118.80
36	1	1611	G	C6-C5-N7	-5.71	126.97	130.40
36	5	2650	U	N3-C4-C5	5.71	118.03	114.60
36	5	2290	C	C4-C5-C6	5.71	120.25	117.40
1	6	378	A	O5'-P-OP1	5.71	117.55	110.70
36	5	1049	C	N3-C4-C5	5.71	124.18	121.90
36	5	2899	C	C2-N3-C4	-5.71	117.05	119.90
1	2	734	A	P-O3'-C3'	5.71	126.55	119.70
36	5	649	A	C8-N9-C4	-5.71	103.52	105.80
36	5	1556	C	N1-C2-O2	5.71	122.32	118.90
36	1	153	U	N3-C4-C5	-5.70	111.18	114.60
38	4	64	U	N3-C2-O2	-5.70	118.21	122.20
36	5	2651	G	OP1-P-O3'	-5.70	92.65	105.20
49	m3	21	ARG	NE-CZ-NH1	-5.70	117.45	120.30
36	1	3373	U	C5-C6-N1	-5.70	119.85	122.70
1	6	66	U	P-O3'-C3'	5.70	126.54	119.70
36	5	2113	A	C4-C5-C6	-5.70	114.15	117.00
36	5	2403	G	C2-N3-C4	5.70	114.75	111.90
36	5	2550	U	N3-C2-O2	-5.70	118.21	122.20
36	1	439	C	C5-C6-N1	5.70	123.85	121.00
36	1	2634	U	C4-C5-C6	5.70	123.12	119.70
36	5	1215	U	C5-C4-O4	-5.70	122.48	125.90
1	2	402	C	N3-C2-O2	5.70	125.89	121.90
1	2	1455	G	O5'-P-OP2	-5.70	100.57	105.70
1	2	1560	U	C6-N1-C2	-5.70	117.58	121.00
36	1	1152	G	N1-C6-O6	5.70	123.32	119.90
1	2	1657	U	O4'-C1'-N1	5.69	112.75	108.20
36	1	1665	C	C5-C4-N4	-5.69	116.21	120.20
38	4	47	C	C4-C5-C6	5.69	120.25	117.40
36	5	2682	C	N3-C4-C5	5.69	124.18	121.90
36	1	267	G	O4'-C1'-N9	-5.69	103.65	108.20
36	1	825	U	N3-C4-O4	-5.69	115.42	119.40
36	1	2247	G	N1-C6-O6	5.69	123.32	119.90

Continued on next page...

Continued from previous page...

Mol	Chain	Res	Type	Atoms	Z	Observed(°)	Ideal(°)
1	2	992	A	N3-C4-C5	5.69	130.78	126.80
36	1	427	C	N1-C2-O2	-5.69	115.49	118.90
36	1	1343	A	N1-C6-N6	5.69	122.02	118.60
1	6	1666	U	N1-C2-O2	-5.69	118.82	122.80
36	5	673	U	C2-N3-C4	-5.69	123.58	127.00
36	5	2833	A	C4-C5-N7	-5.69	107.86	110.70
1	6	448	C	N3-C4-C5	-5.69	119.62	121.90
1	2	158	U	P-O3'-C3'	5.69	126.53	119.70
1	2	934	C	C2-N1-C1'	5.69	125.06	118.80
36	1	3275	U	C6-N1-C2	-5.69	117.59	121.00
37	3	99	G	O5'-P-OP2	-5.69	100.58	105.70
36	5	2854	U	OP2-P-O3'	5.69	117.71	105.20
1	2	469	C	N3-C2-O2	5.69	125.88	121.90
36	1	3369	G	C5-C6-O6	-5.69	125.19	128.60
37	7	101	G	C5-C6-O6	-5.69	125.19	128.60
36	1	3303	G	O4'-C1'-N9	5.68	112.75	108.20
37	3	67	G	N1-C6-O6	5.68	123.31	119.90
36	5	1901	A	C4-C5-C6	5.68	119.84	117.00
36	5	3120	C	O5'-P-OP1	-5.68	100.58	105.70
1	2	159	U	C2-N1-C1'	-5.68	110.88	117.70
36	1	339	C	OP1-P-OP2	-5.68	111.08	119.60
36	1	1122	U	N3-C4-C5	5.68	118.01	114.60
36	1	913	A	N3-C4-N9	5.68	131.94	127.40
1	6	1246	C	N3-C2-O2	-5.68	117.92	121.90
36	5	675	C	C6-N1-C2	-5.68	118.03	120.30
36	1	1152	G	O4'-C1'-N9	5.68	112.74	108.20
36	5	613	G	C4-C5-N7	-5.68	108.53	110.80
36	5	2386	A	N7-C8-N9	5.68	116.64	113.80
1	2	404	G	C5-C6-O6	-5.68	125.19	128.60
36	1	3268	A	N1-C6-N6	5.68	122.01	118.60
1	6	1031	U	O5'-P-OP2	-5.68	100.59	105.70
36	1	887	G	N1-C6-O6	5.67	123.31	119.90
36	1	976	U	O5'-P-OP2	-5.67	100.59	105.70
38	4	103	G	N1-C6-O6	-5.67	116.50	119.90
1	6	1058	U	OP1-P-O3'	5.67	117.69	105.20
36	5	38	U	O5'-P-OP1	5.67	117.51	110.70
36	5	2889	C	N3-C4-C5	5.67	124.17	121.90
36	1	2376	G	N3-C4-N9	5.67	129.40	126.00
36	1	315	C	O5'-P-OP1	-5.67	100.60	105.70
36	1	3109	G	C4-C5-N7	-5.67	108.53	110.80
36	5	2381	G	O5'-P-OP1	5.67	117.50	110.70
36	5	2918	G	O5'-P-OP2	-5.67	100.60	105.70

Continued on next page...

Continued from previous page...

Mol	Chain	Res	Type	Atoms	Z	Observed(°)	Ideal(°)
36	1	2334	U	N3-C2-O2	-5.67	118.23	122.20
36	1	3101	G	N7-C8-N9	-5.67	110.27	113.10
36	5	214	G	N7-C8-N9	-5.67	110.27	113.10
36	5	659	G	C5-C6-N1	5.67	114.33	111.50
36	5	701	G	C4-C5-N7	-5.67	108.53	110.80
1	2	1455	G	C5-C6-N1	-5.67	108.67	111.50
36	5	424	G	OP1-P-OP2	5.67	128.10	119.60
36	1	801	A	O5'-P-OP1	5.66	117.50	110.70
36	1	1121	U	N1-C2-O2	-5.66	118.84	122.80
36	1	2375	G	N9-C4-C5	-5.66	103.13	105.40
36	1	2758	A	C2-N3-C4	5.66	113.43	110.60
36	1	3362	A	C6-C5-N7	-5.66	128.34	132.30
36	5	2367	A	O5'-P-OP1	-5.66	100.60	105.70
36	1	155	G	C5-C6-N1	5.66	114.33	111.50
1	6	390	G	C5-C6-O6	-5.66	125.20	128.60
36	1	650	C	C5-C6-N1	-5.66	118.17	121.00
50	M4	135	LEU	CA-CB-CG	5.66	128.31	115.30
36	5	1389	G	C4-C5-N7	5.66	113.06	110.80
36	5	2393	G	C4-C5-N7	5.66	113.06	110.80
36	1	941	G	C8-N9-C4	-5.65	104.14	106.40
36	1	2707	C	C6-N1-C2	-5.65	118.04	120.30
52	M6	84	LEU	CB-CG-CD2	-5.65	101.39	111.00
1	2	1114	G	O4'-C1'-N9	5.65	112.72	108.20
36	1	666	A	C5-N7-C8	5.65	106.73	103.90
36	1	931	C	C2-N3-C4	-5.65	117.07	119.90
1	6	1000	C	C2-N1-C1'	5.65	125.02	118.80
1	6	1615	C	N1-C2-O2	-5.65	115.51	118.90
36	5	1103	A	OP2-P-O3'	5.65	117.63	105.20
36	5	2142	A	OP1-P-OP2	-5.65	111.12	119.60
36	5	2572	C	C6-N1-C2	-5.65	118.04	120.30
36	1	111	C	N3-C4-C5	5.65	124.16	121.90
36	1	30	G	O5'-P-OP2	-5.65	100.62	105.70
36	1	351	A	C8-N9-C4	5.65	108.06	105.80
36	1	1403	C	C2-N3-C4	-5.65	117.08	119.90
37	3	93	C	N3-C4-C5	5.65	124.16	121.90
1	6	859	A	O5'-P-OP2	-5.65	100.62	105.70
36	5	339	C	C2-N1-C1'	-5.65	112.59	118.80
36	5	825	U	N3-C2-O2	-5.65	118.25	122.20
36	1	933	A	C4-C5-C6	5.65	119.82	117.00
36	1	2617	U	C2-N3-C4	-5.65	123.61	127.00
1	6	100	A	C8-N9-C4	5.65	108.06	105.80
36	1	3171	U	C5-C4-O4	-5.64	122.51	125.90

Continued on next page...

Continued from previous page...

Mol	Chain	Res	Type	Atoms	Z	Observed(°)	Ideal(°)
36	5	1178	G	N3-C2-N2	-5.64	115.95	119.90
36	5	1392	G	N7-C8-N9	-5.64	110.28	113.10
36	5	1889	G	C4-N9-C1'	5.64	133.84	126.50
36	5	2870	C	C2-N1-C1'	-5.64	112.59	118.80
36	5	3020	U	C5-C4-O4	-5.64	122.51	125.90
1	2	829	A	P-O3'-C3'	5.64	126.47	119.70
39	L2	242	ARG	NE-CZ-NH2	-5.64	117.48	120.30
36	1	1329	U	N3-C2-O2	-5.64	118.25	122.20
36	5	891	G	N3-C2-N2	5.64	123.85	119.90
36	5	2872	A	C5-C6-N6	-5.64	119.19	123.70
36	1	2693	C	C6-N1-C2	5.64	122.55	120.30
36	1	3005	A	N1-C6-N6	-5.64	115.22	118.60
64	N8	115	LYS	C-N-CA	-5.64	110.46	122.30
36	5	1064	A	C5-C6-N6	-5.64	119.19	123.70
36	5	2818	U	C5'-C4'-O4'	-5.64	102.34	109.10
1	2	864	U	N3-C2-O2	-5.63	118.26	122.20
36	1	2314	U	C5-C6-N1	5.63	125.52	122.70
36	5	1786	G	N3-C4-N9	5.63	129.38	126.00
36	5	1840	U	N3-C2-O2	-5.63	118.25	122.20
36	5	2917	G	C4-N9-C1'	5.63	133.82	126.50
37	7	36	C	N3-C4-N4	-5.63	114.06	118.00
36	1	813	G	N1-C6-O6	-5.63	116.52	119.90
36	1	3214	U	N3-C4-O4	-5.63	115.46	119.40
36	5	341	G	OP1-P-O3'	5.63	117.59	105.20
36	1	1152	G	C6-C5-N7	-5.63	127.02	130.40
36	1	2870	C	N3-C4-N4	-5.63	114.06	118.00
1	6	858	G	C5-N7-C8	-5.63	101.48	104.30
36	5	343	U	O5'-P-OP1	-5.63	100.63	105.70
36	5	1307	G	OP1-P-OP2	5.63	128.05	119.60
36	5	2794	G	C5-C6-O6	-5.63	125.22	128.60
79	q3	4	ARG	NE-CZ-NH1	5.63	123.12	120.30
36	1	3375	A	P-O3'-C3'	5.63	126.45	119.70
36	5	1858	A	O4'-C1'-N9	5.63	112.70	108.20
1	2	610	G	C4-N9-C1'	5.63	133.82	126.50
36	1	1115	G	C8-N9-C1'	-5.63	119.68	127.00
36	1	2985	C	N3-C4-C5	-5.63	119.65	121.90
36	1	3245	A	N9-C4-C5	-5.63	103.55	105.80
36	5	2859	U	C5-C4-O4	5.63	129.28	125.90
36	5	3047	U	N3-C4-O4	-5.63	115.46	119.40
38	4	53	A	N3-C4-C5	-5.63	122.86	126.80
1	6	337	G	N1-C6-O6	5.63	123.28	119.90
1	6	1058	U	P-O3'-C3'	5.63	126.45	119.70

Continued on next page...

Continued from previous page...

Mol	Chain	Res	Type	Atoms	Z	Observed(°)	Ideal(°)
36	5	974	G	N3-C4-N9	5.63	129.38	126.00
36	5	2255	A	O5'-P-OP1	-5.63	100.64	105.70
36	5	928	C	C4-C5-C6	5.62	120.21	117.40
36	1	577	C	C4-C5-C6	5.62	120.21	117.40
36	1	2334	U	N1-C2-O2	5.62	126.74	122.80
36	1	2885	C	N3-C4-C5	5.62	124.15	121.90
1	6	448	C	O4'-C1'-N1	5.62	112.70	108.20
36	1	2614	G	C4-C5-N7	-5.62	108.55	110.80
52	m6	94	ARG	NE-CZ-NH2	5.62	123.11	120.30
36	1	831	G	C8-N9-C4	5.62	108.65	106.40
1	6	970	A	P-O3'-C3'	5.62	126.44	119.70
36	1	28	C	C6-N1-C2	5.62	122.55	120.30
36	1	97	U	N1-C2-N3	5.62	118.27	114.90
36	1	828	A	N9-C4-C5	5.62	108.05	105.80
68	O2	33	ARG	NE-CZ-NH1	5.62	123.11	120.30
36	5	31	C	OP1-P-OP2	-5.62	111.17	119.60
36	5	1469	C	C6-N1-C2	-5.62	118.05	120.30
36	5	2403	G	O5'-P-OP2	-5.62	100.64	105.70
36	5	2997	G	O5'-P-OP1	-5.62	100.64	105.70
1	6	579	A	P-O3'-C3'	5.62	126.44	119.70
36	1	1307	G	N3-C2-N2	5.62	123.83	119.90
36	5	3069	G	C5-C6-O6	-5.62	125.23	128.60
36	5	216	G	C4-C5-N7	5.61	113.05	110.80
1	2	1559	A	N7-C8-N9	5.61	116.61	113.80
36	1	54	C	N3-C4-N4	-5.61	114.07	118.00
36	1	2940	A	C4-C5-C6	5.61	119.81	117.00
36	5	2639	G	N3-C4-N9	5.61	129.37	126.00
37	7	35	C	O5'-P-OP2	-5.61	100.65	105.70
36	1	639	G	N3-C2-N2	-5.61	115.97	119.90
36	1	2868	U	C5-C6-N1	-5.61	119.89	122.70
37	7	51	A	C8-N9-C4	-5.61	103.56	105.80
36	1	1411	C	OP1-P-O3'	5.61	117.53	105.20
36	1	2356	A	N1-C2-N3	-5.61	126.50	129.30
36	5	928	C	O5'-P-OP2	-5.61	100.65	105.70
36	5	3326	G	N1-C6-O6	-5.61	116.53	119.90
36	1	1365	G	N3-C2-N2	5.61	123.82	119.90
36	1	1518	U	C5-C6-N1	-5.61	119.90	122.70
36	5	12	A	N1-C6-N6	5.61	121.96	118.60
36	5	2213	A	N7-C8-N9	-5.61	111.00	113.80
36	5	2317	A	O5'-P-OP2	-5.61	100.66	105.70
36	5	2414	G	N1-C6-O6	5.61	123.26	119.90
36	5	2703	A	N9-C4-C5	5.61	108.04	105.80

Continued on next page...

Continued from previous page...

Mol	Chain	Res	Type	Atoms	Z	Observed(°)	Ideal(°)
38	4	120	C	N1-C2-O2	-5.60	115.54	118.90
36	5	2550	U	N1-C2-N3	5.60	118.26	114.90
36	5	2930	A	C4-C5-C6	-5.60	114.20	117.00
36	1	799	G	O5'-P-OP1	-5.60	100.66	105.70
36	1	1483	G	O4'-C1'-N9	5.60	112.68	108.20
36	5	2753	G	N3-C2-N2	-5.60	115.98	119.90
36	5	2934	A	C5-N7-C8	5.60	106.70	103.90
36	1	1004	U	N1-C2-O2	5.60	126.72	122.80
36	1	1364	C	N3-C4-C5	5.60	124.14	121.90
36	1	2614	G	O5'-P-OP1	-5.60	100.66	105.70
36	1	2618	G	N3-C4-C5	-5.60	125.80	128.60
44	L7	179	LEU	CA-CB-CG	5.60	128.18	115.30
36	5	1832	C	C6-N1-C2	5.60	122.54	120.30
36	5	2188	A	N7-C8-N9	-5.60	111.00	113.80
36	1	651	G	N3-C4-N9	5.60	129.36	126.00
36	1	1733	G	C4-N9-C1'	5.60	133.77	126.50
36	5	2385	G	C5-C6-O6	-5.60	125.24	128.60
1	6	1643	U	C5-C6-N1	-5.59	119.90	122.70
36	5	435	C	N3-C4-C5	5.59	124.14	121.90
36	5	1116	G	N3-C2-N2	-5.59	115.98	119.90
36	1	2714	G	C4-C5-C6	-5.59	115.44	118.80
36	5	2211	U	N3-C4-C5	-5.59	111.24	114.60
36	1	365	A	N1-C6-N6	5.59	121.95	118.60
36	1	1868	G	C6-C5-N7	-5.59	127.05	130.40
36	5	1317	A	OP2-P-O3'	5.59	117.50	105.20
36	5	2148	U	C2-N1-C1'	-5.59	110.99	117.70
36	5	2290	C	O5'-P-OP2	-5.59	100.67	105.70
36	5	3211	C	C6-N1-C2	5.59	122.54	120.30
36	5	3235	C	N1-C2-O2	5.59	122.25	118.90
36	1	109	A	C8-N9-C4	-5.59	103.56	105.80
36	1	1149	G	O4'-C1'-N9	5.59	112.67	108.20
36	1	1409	G	C6-C5-N7	5.59	133.75	130.40
36	1	1596	C	N1-C2-O2	-5.59	115.55	118.90
36	5	3141	A	N9-C4-C5	5.59	108.04	105.80
36	1	947	G	N3-C4-C5	-5.59	125.81	128.60
1	6	926	A	N1-C6-N6	5.59	121.95	118.60
36	5	93	C	N3-C4-C5	-5.59	119.67	121.90
36	5	986	U	N1-C2-O2	5.59	126.71	122.80
36	1	197	G	O5'-P-OP1	-5.59	100.67	105.70
36	1	502	U	N1-C2-O2	5.59	126.71	122.80
36	1	1494	U	N3-C4-C5	5.59	117.95	114.60
36	5	2870	C	N3-C4-N4	-5.59	114.09	118.00

Continued on next page...

Continued from previous page...

Mol	Chain	Res	Type	Atoms	Z	Observed(°)	Ideal(°)
36	5	3382	U	C2-N1-C1'	5.59	124.40	117.70
36	1	2152	A	C5-N7-C8	5.58	106.69	103.90
37	3	97	A	O5'-P-OP2	-5.58	100.67	105.70
36	5	420	G	C6-N1-C2	-5.58	121.75	125.10
36	1	1117	G	C8-N9-C4	5.58	108.63	106.40
38	4	113	U	C5-C4-O4	5.58	129.25	125.90
36	5	963	G	C8-N9-C4	5.58	108.63	106.40
36	5	2203	U	C5-C4-O4	-5.58	122.55	125.90
36	1	333	G	C5-C6-O6	5.58	131.95	128.60
20	c8	15	LEU	CA-CB-CG	5.58	128.14	115.30
36	5	1133	A	N9-C4-C5	5.58	108.03	105.80
36	5	1138	U	C2-N3-C4	-5.58	123.65	127.00
36	5	2329	C	N1-C2-O2	-5.58	115.55	118.90
36	1	500	C	C4-C5-C6	5.58	120.19	117.40
36	1	3362	A	N1-C6-N6	5.58	121.95	118.60
1	6	55	A	N7-C8-N9	-5.58	111.01	113.80
36	5	573	C	C6-N1-C2	-5.58	118.07	120.30
36	5	1906	G	C6-N1-C2	-5.58	121.75	125.10
36	5	1172	G	N1-C6-O6	-5.58	116.55	119.90
36	5	1399	A	N9-C4-C5	-5.58	103.57	105.80
36	1	2216	G	N9-C4-C5	5.58	107.63	105.40
36	1	2343	C	C6-N1-C2	5.58	122.53	120.30
36	1	3209	A	C6-C5-N7	-5.58	128.40	132.30
37	7	112	G	C8-N9-C4	-5.58	104.17	106.40
36	5	2830	G	C8-N9-C4	-5.57	104.17	106.40
36	1	1404	G	C8-N9-C4	5.57	108.63	106.40
36	1	2278	C	N3-C4-C5	5.57	124.13	121.90
36	5	3016	A	OP2-P-O3'	5.57	117.46	105.20
36	1	52	A	O5'-P-OP2	-5.57	100.69	105.70
36	1	1416	C	N3-C4-N4	-5.57	114.10	118.00
36	5	426	G	C8-N9-C4	5.57	108.63	106.40
36	5	931	C	N3-C4-C5	5.57	124.13	121.90
36	5	3145	C	C6-N1-C2	5.57	122.53	120.30
36	1	31	C	N3-C2-O2	-5.57	118.00	121.90
36	1	1342	C	C2-N3-C4	-5.57	117.11	119.90
36	1	2417	U	N1-C2-O2	-5.57	118.90	122.80
36	1	2550	U	N3-C2-O2	-5.57	118.30	122.20
36	5	577	C	N1-C2-O2	-5.57	115.56	118.90
36	5	3047	U	N1-C2-O2	5.57	126.70	122.80
36	1	819	U	N1-C2-O2	-5.57	118.91	122.80
36	1	971	G	C5-C6-N1	5.57	114.28	111.50
36	1	2824	G	N9-C4-C5	5.57	107.63	105.40

Continued on next page...

Continued from previous page...

Mol	Chain	Res	Type	Atoms	Z	Observed(°)	Ideal(°)
36	1	3150	A	C8-N9-C4	5.57	108.03	105.80
1	6	194	U	C5-C6-N1	5.57	125.48	122.70
36	5	1520	G	C5-C6-N1	5.57	114.28	111.50
1	2	1196	A	P-O3'-C3'	5.56	126.38	119.70
36	1	369	A	C8-N9-C4	-5.56	103.58	105.80
36	1	1140	G	C4-N9-C1'	5.56	133.73	126.50
36	5	1124	U	C4-C5-C6	-5.56	116.36	119.70
36	1	2296	A	N1-C6-N6	5.56	121.94	118.60
1	6	1596	C	N3-C4-N4	-5.56	114.11	118.00
36	1	336	A	C2-N3-C4	5.56	113.38	110.60
36	1	2246	G	N3-C2-N2	-5.56	116.01	119.90
36	1	2804	A	O5'-P-OP2	-5.56	100.70	105.70
36	5	974	G	C2-N3-C4	5.56	114.68	111.90
36	5	2956	A	N7-C8-N9	5.56	116.58	113.80
36	1	573	C	N3-C4-C5	5.56	124.12	121.90
1	6	87	C	N1-C2-O2	-5.56	115.57	118.90
36	5	216	G	C5-C6-O6	-5.56	125.27	128.60
36	5	2400	G	N9-C4-C5	-5.56	103.18	105.40
1	6	1698	G	P-O3'-C3'	5.56	126.37	119.70
36	1	968	G	N9-C4-C5	5.55	107.62	105.40
36	5	1908	A	C2-N3-C4	5.55	113.38	110.60
36	1	1481	A	O4'-C1'-N9	5.55	112.64	108.20
36	1	282	G	P-O3'-C3'	5.55	126.36	119.70
36	5	987	U	O5'-P-OP1	-5.55	100.70	105.70
36	5	3062	G	C8-N9-C4	-5.55	104.18	106.40
36	5	3266	G	C5-C6-O6	5.55	131.93	128.60
36	1	677	A	O5'-P-OP1	-5.55	100.71	105.70
36	1	1192	C	C2-N1-C1'	5.55	124.90	118.80
36	1	2412	G	N7-C8-N9	5.55	115.88	113.10
36	1	2891	U	N3-C4-O4	5.55	123.28	119.40
36	1	3043	C	OP2-P-O3'	5.55	117.41	105.20
36	5	1336	U	O5'-P-OP2	-5.55	100.71	105.70
36	5	1429	G	N9-C4-C5	-5.55	103.18	105.40
36	1	1412	G	O5'-P-OP1	-5.55	100.71	105.70
1	2	1129	U	N3-C4-O4	-5.55	115.52	119.40
1	2	1766	A	C8-N9-C4	5.55	108.02	105.80
36	1	788	C	C6-N1-C2	5.55	122.52	120.30
36	1	1130	A	C2-N3-C4	5.55	113.37	110.60
36	1	2799	A	C8-N9-C4	-5.55	103.58	105.80
36	1	3219	G	O5'-P-OP1	-5.55	100.71	105.70
1	6	1776	A	O5'-P-OP2	-5.55	100.71	105.70
36	5	32	U	N1-C2-O2	-5.55	118.92	122.80

Continued on next page...

Continued from previous page...

Mol	Chain	Res	Type	Atoms	Z	Observed(°)	Ideal(°)
36	5	1306	G	N9-C4-C5	-5.55	103.18	105.40
1	6	362	G	C8-N9-C1'	-5.54	119.79	127.00
36	1	800	G	C5-C6-O6	5.54	131.93	128.60
36	1	955	U	C2-N3-C4	-5.54	123.67	127.00
36	1	2606	G	OP2-P-O3'	5.54	117.39	105.20
36	5	2385	G	C4-C5-N7	5.54	113.02	110.80
1	2	1747	G	C2-N3-C4	-5.54	109.13	111.90
36	1	2400	G	C5-C6-O6	-5.54	125.28	128.60
36	1	2620	G	C5-C6-O6	-5.54	125.28	128.60
36	1	2938	G	C8-N9-C4	-5.54	104.18	106.40
38	4	25	G	C5-N7-C8	5.54	107.07	104.30
36	5	2881	C	C2-N3-C4	-5.54	117.13	119.90
37	7	92	A	C8-N9-C4	5.54	108.02	105.80
1	2	1324	G	N9-C4-C5	5.54	107.62	105.40
36	1	1132	C	C5-C6-N1	-5.54	118.23	121.00
36	1	1153	A	O5'-P-OP1	-5.54	100.72	105.70
39	L2	122	ASP	CB-CG-OD2	5.54	123.28	118.30
1	6	1568	C	P-O3'-C3'	5.54	126.34	119.70
36	5	1108	U	OP1-P-OP2	5.54	127.91	119.60
36	5	2308	C	N1-C2-O2	-5.54	115.58	118.90
36	1	758	C	N1-C2-O2	-5.54	115.58	118.90
1	6	1781	A	C5-C6-N1	-5.54	114.93	117.70
36	1	980	A	N1-C2-N3	5.54	132.07	129.30
36	5	1155	C	N3-C4-C5	5.54	124.11	121.90
1	2	720	G	P-O3'-C3'	5.53	126.34	119.70
36	1	304	G	C6-C5-N7	5.53	133.72	130.40
36	5	102	C	N3-C4-N4	5.53	121.87	118.00
36	5	2865	U	C5-C6-N1	5.53	125.47	122.70
36	1	317	A	N1-C6-N6	5.53	121.92	118.60
36	5	2270	A	N1-C6-N6	5.53	121.92	118.60
36	5	3311	C	C5-C4-N4	5.53	124.07	120.20
1	2	1524	A	N1-C6-N6	-5.53	115.28	118.60
37	7	49	G	N3-C2-N2	-5.53	116.03	119.90
1	2	1291	G	N3-C2-N2	-5.53	116.03	119.90
36	1	104	G	OP1-P-O3'	5.53	117.35	105.20
1	2	1432	U	O5'-P-OP1	-5.52	100.73	105.70
1	2	1654	G	C5-C6-N1	5.52	114.26	111.50
36	1	3217	C	N3-C2-O2	-5.52	118.03	121.90
36	5	425	G	N7-C8-N9	-5.52	110.34	113.10
24	D2	104	LEU	CA-CB-CG	5.52	128.00	115.30
36	1	1847	A	O5'-P-OP1	-5.52	100.73	105.70
38	4	31	G	C8-N9-C4	5.52	108.61	106.40

Continued on next page...

Continued from previous page...

Mol	Chain	Res	Type	Atoms	Z	Observed(°)	Ideal(°)
37	7	101	G	C4-C5-N7	5.52	113.01	110.80
36	1	1489	A	C8-N9-C4	5.52	108.01	105.80
36	1	1483	G	N1-C6-O6	-5.52	116.59	119.90
36	5	2309	A	OP1-P-OP2	5.52	127.88	119.60
36	5	3144	G	N9-C4-C5	5.52	107.61	105.40
36	1	2305	G	N3-C4-N9	5.52	129.31	126.00
36	1	2792	A	C2-N3-C4	5.52	113.36	110.60
1	6	1781	A	C4-C5-C6	5.52	119.76	117.00
36	5	2115	G	N3-C2-N2	-5.52	116.04	119.90
36	5	2116	G	N1-C6-O6	5.52	123.21	119.90
36	5	2935	U	OP1-P-O3'	5.52	117.34	105.20
36	1	2165	G	C8-N9-C4	-5.52	104.19	106.40
1	2	1097	U	O4'-C1'-N1	5.51	112.61	108.20
36	1	2585	G	N3-C4-C5	-5.51	125.84	128.60
1	6	363	G	C5-C6-O6	-5.51	125.29	128.60
36	1	918	C	OP2-P-O3'	5.51	117.33	105.20
36	1	1153	A	C6-C5-N7	-5.51	128.44	132.30
36	1	2836	C	N3-C4-C5	-5.51	119.69	121.90
36	1	3182	G	OP2-P-O3'	5.51	117.32	105.20
36	5	2352	A	C2-N3-C4	-5.51	107.84	110.60
36	5	2408	U	C5-C6-N1	-5.51	119.94	122.70
36	1	936	A	C5-C6-N6	-5.51	119.29	123.70
36	5	1190	A	C5-C6-N6	5.51	128.11	123.70
36	5	1429	G	C8-N9-C4	5.51	108.60	106.40
36	5	1879	A	C8-N9-C4	-5.51	103.60	105.80
36	1	907	G	N3-C4-N9	5.51	129.31	126.00
36	1	2177	G	N1-C6-O6	-5.51	116.59	119.90
36	1	2412	G	OP1-P-O3'	5.51	117.32	105.20
1	6	1096	C	C6-N1-C2	5.51	122.50	120.30
36	5	894	G	N3-C4-N9	5.51	129.31	126.00
36	1	788	C	C2-N1-C1'	-5.51	112.74	118.80
36	1	2321	A	C2-N3-C4	-5.51	107.85	110.60
1	6	1768	G	O5'-P-OP2	5.51	117.31	110.70
36	5	2735	U	C5-C6-N1	5.51	125.45	122.70
36	1	1489	A	N9-C4-C5	-5.50	103.60	105.80
1	6	18	C	C6-N1-C2	-5.50	118.10	120.30
36	5	337	G	N3-C4-C5	-5.50	125.85	128.60
1	2	623	A	O5'-P-OP1	-5.50	100.75	105.70
24	D2	65	LEU	CA-CB-CG	5.50	127.96	115.30
36	1	498	A	N1-C6-N6	-5.50	115.30	118.60
36	1	2943	G	C4-C5-N7	5.50	113.00	110.80
78	Q2	87	ARG	NE-CZ-NH2	5.50	123.05	120.30

Continued on next page...

Continued from previous page...

Mol	Chain	Res	Type	Atoms	Z	Observed(°)	Ideal(°)
36	5	2278	C	C4-C5-C6	-5.50	114.65	117.40
36	5	2996	U	N1-C2-O2	5.50	126.65	122.80
36	1	828	A	C8-N9-C4	-5.50	103.60	105.80
36	1	2150	G	N1-C2-N2	-5.50	111.25	116.20
36	1	2838	A	C2-N3-C4	-5.50	107.85	110.60
36	5	1906	G	C5-C6-O6	-5.50	125.30	128.60
36	1	1316	C	N1-C2-N3	5.50	123.05	119.20
1	6	119	A	C2-N3-C4	-5.50	107.85	110.60
36	5	2366	C	C5-C6-N1	5.50	123.75	121.00
36	1	2800	G	C6-N1-C2	-5.50	121.80	125.10
1	6	328	A	O5'-P-OP2	-5.50	100.75	105.70
36	5	578	A	N1-C6-N6	5.50	121.90	118.60
36	5	909	G	N7-C8-N9	-5.50	110.35	113.10
36	1	847	A	C5-C6-N6	-5.50	119.30	123.70
36	1	1432	C	C6-N1-C2	-5.50	118.10	120.30
36	1	2811	A	C8-N9-C4	-5.50	103.60	105.80
36	1	2940	A	C6-N1-C2	-5.50	115.30	118.60
36	1	3119	U	N1-C2-O2	5.50	126.65	122.80
36	5	1928	G	C5-C6-N1	-5.50	108.75	111.50
36	5	3043	C	OP1-P-OP2	-5.50	111.35	119.60
36	1	704	U	C5-C6-N1	-5.50	119.95	122.70
36	1	630	A	C5-C6-N1	5.49	120.45	117.70
36	1	1157	G	N3-C4-N9	-5.49	122.70	126.00
36	1	1931	U	C2-N1-C1'	-5.49	111.11	117.70
36	1	2396	G	C4-C5-N7	-5.49	108.60	110.80
36	1	2672	G	C8-N9-C4	5.49	108.60	106.40
36	1	2862	U	N3-C2-O2	-5.49	118.36	122.20
36	5	586	C	N1-C2-O2	-5.49	115.60	118.90
36	5	1114	U	C5-C4-O4	-5.49	122.60	125.90
36	1	3142	A	C2-N3-C4	-5.49	107.85	110.60
1	2	75	U	C2-N1-C1'	5.49	124.29	117.70
36	1	83	U	N3-C4-C5	5.49	117.89	114.60
36	1	3309	G	C4-C5-N7	5.49	113.00	110.80
1	6	1019	A	C8-N9-C4	5.49	108.00	105.80
36	5	212	G	OP1-P-O3'	5.49	117.28	105.20
36	5	365	A	N9-C4-C5	-5.49	103.60	105.80
36	5	1484	U	C5-C4-O4	-5.49	122.61	125.90
1	2	8	U	O5'-P-OP2	-5.49	100.76	105.70
36	1	1113	G	N3-C2-N2	-5.49	116.06	119.90
1	6	1749	A	C2-N3-C4	-5.49	107.86	110.60
1	6	56	U	C5-C6-N1	-5.49	119.96	122.70
36	5	2135	U	C2-N3-C4	-5.49	123.71	127.00

Continued on next page...

Continued from previous page...

Mol	Chain	Res	Type	Atoms	Z	Observed(°)	Ideal(°)
36	5	2572	C	C6-N1-C1'	-5.49	114.22	120.80
36	5	2830	G	OP2-P-O3'	5.49	117.27	105.20
1	2	323	A	C8-N9-C4	-5.49	103.61	105.80
37	3	96	U	OP2-P-O3'	5.49	117.27	105.20
1	6	1003	A	C8-N9-C4	5.49	107.99	105.80
1	6	1783	C	O5'-P-OP1	5.49	117.28	110.70
36	5	651	G	C8-N9-C4	-5.49	104.21	106.40
36	5	1441	G	O5'-P-OP2	-5.49	100.76	105.70
36	5	2148	U	N1-C2-O2	-5.49	118.96	122.80
37	7	38	U	C2-N3-C4	-5.49	123.71	127.00
36	1	192	C	C6-N1-C2	-5.48	118.11	120.30
1	6	597	G	N1-C6-O6	-5.48	116.61	119.90
1	6	1503	A	C5-N7-C8	-5.48	101.16	103.90
36	5	1496	C	OP1-P-OP2	-5.48	111.38	119.60
36	5	2794	G	C4-C5-N7	5.48	112.99	110.80
36	5	2524	A	C4-C5-N7	5.48	113.44	110.70
36	5	3225	C	C2-N1-C1'	5.48	124.83	118.80
1	2	627	C	C5-C4-N4	-5.48	116.36	120.20
4	s2	148	LEU	CA-CB-CG	5.48	127.90	115.30
1	2	402	C	O5'-P-OP2	5.48	117.27	110.70
36	1	1119	C	N3-C4-N4	-5.48	114.17	118.00
36	1	1292	C	C6-N1-C2	5.48	122.49	120.30
36	1	2656	A	C2-N3-C4	5.48	113.34	110.60
36	1	2836	C	N1-C2-N3	5.48	123.03	119.20
59	n3	45	ARG	NE-CZ-NH1	-5.48	117.56	120.30
79	q3	4	ARG	NE-CZ-NH2	-5.48	117.56	120.30
38	4	79	A	N7-C8-N9	5.48	116.54	113.80
61	N5	34	LEU	CA-CB-CG	5.48	127.90	115.30
36	5	981	U	C6-N1-C2	-5.48	117.71	121.00
1	6	308	C	C4-C5-C6	5.47	120.14	117.40
36	5	1064	A	C4-C5-N7	5.47	113.44	110.70
38	8	29	U	C2-N3-C4	-5.47	123.72	127.00
36	1	407	A	N1-C6-N6	5.47	121.88	118.60
36	5	1158	A	C5-C6-N6	-5.47	119.32	123.70
36	5	1371	G	C5-C6-N1	5.47	114.24	111.50
36	1	49	A	C5-C6-N1	-5.47	114.97	117.70
36	5	2345	A	N1-C6-N6	5.47	121.88	118.60
1	2	830	U	C2-N1-C1'	5.47	124.26	117.70
1	2	1258	U	N3-C2-O2	-5.47	118.37	122.20
36	1	2371	G	OP2-P-O3'	5.47	117.23	105.20
1	6	901	G	C6-C5-N7	-5.47	127.12	130.40
1	6	1481	C	C6-N1-C2	-5.47	118.11	120.30

Continued on next page...

Continued from previous page...

Mol	Chain	Res	Type	Atoms	Z	Observed(°)	Ideal(°)
36	5	909	G	C8-N9-C4	5.47	108.59	106.40
36	5	970	A	C8-N9-C4	5.47	107.99	105.80
36	1	72	C	N1-C2-O2	-5.47	115.62	118.90
36	1	2836	C	N3-C4-N4	-5.47	114.17	118.00
1	2	1456	C	C6-N1-C2	-5.46	118.11	120.30
36	1	2733	A	N1-C6-N6	5.46	121.88	118.60
36	1	3029	A	C8-N9-C4	-5.46	103.61	105.80
1	6	185	U	N1-C2-O2	5.46	126.62	122.80
1	6	1596	C	N1-C2-N3	5.46	123.03	119.20
36	5	412	G	N9-C4-C5	5.46	107.59	105.40
36	1	2343	C	C2-N3-C4	-5.46	117.17	119.90
1	6	1414	U	N3-C2-O2	-5.46	118.38	122.20
36	5	1327	C	N1-C2-O2	5.46	122.18	118.90
36	5	2691	A	C8-N9-C4	-5.46	103.61	105.80
36	1	990	U	N3-C4-C5	5.46	117.88	114.60
36	1	1113	G	O5'-P-OP1	-5.46	100.78	105.70
36	1	2121	G	C5-C6-O6	5.46	131.88	128.60
36	1	2786	G	N9-C4-C5	5.46	107.58	105.40
36	5	2634	U	N3-C4-O4	5.46	123.22	119.40
36	1	426	G	N3-C2-N2	5.46	123.72	119.90
1	6	639	U	C2-N1-C1'	5.46	124.25	117.70
36	1	345	G	C6-N1-C2	-5.46	121.82	125.10
36	1	407	A	N9-C4-C5	-5.46	103.62	105.80
1	6	627	C	O5'-P-OP1	-5.46	100.79	105.70
36	5	2830	G	N9-C4-C5	5.46	107.58	105.40
37	7	85	G	O5'-P-OP1	-5.46	100.79	105.70
1	2	720	G	OP1-P-O3'	5.46	117.20	105.20
36	1	859	G	N3-C2-N2	5.46	123.72	119.90
36	1	1515	A	C2-N3-C4	-5.46	107.87	110.60
36	5	702	C	N3-C2-O2	-5.46	118.08	121.90
36	5	782	U	N1-C2-N3	5.46	118.17	114.90
36	5	1138	U	N3-C4-C5	5.46	117.87	114.60
36	5	1929	G	C2-N3-C4	-5.46	109.17	111.90
36	5	1162	U	C5-C6-N1	-5.46	119.97	122.70
1	2	1454	G	C5-C6-O6	5.45	131.87	128.60
36	1	76	G	N3-C4-N9	5.45	129.27	126.00
1	6	638	U	N3-C2-O2	-5.45	118.38	122.20
36	5	1427	U	N3-C4-O4	-5.45	115.58	119.40
36	5	3202	G	C5-C6-O6	5.45	131.87	128.60
1	2	1751	C	N3-C4-C5	5.45	124.08	121.90
36	1	1156	C	N3-C4-N4	-5.45	114.18	118.00
36	5	908	G	O4'-C1'-N9	-5.45	103.84	108.20

Continued on next page...

Continued from previous page...

Mol	Chain	Res	Type	Atoms	Z	Observed(°)	Ideal(°)
36	5	3050	U	C5-C4-O4	5.45	129.17	125.90
36	1	400	G	N1-C2-N2	5.45	121.11	116.20
36	1	1365	G	N1-C6-O6	-5.45	116.63	119.90
36	1	1851	G	N3-C4-N9	5.45	129.27	126.00
36	1	2611	U	O5'-P-OP1	5.45	117.24	110.70
36	1	3151	U	O5'-P-OP2	-5.45	100.79	105.70
36	5	2666	C	N1-C2-O2	-5.45	115.63	118.90
36	1	191	U	N1-C2-N3	5.45	118.17	114.90
36	5	815	G	C5-C6-N1	5.45	114.22	111.50
36	5	1178	G	C6-N1-C2	-5.45	121.83	125.10
36	5	2191	U	N3-C2-O2	-5.45	118.39	122.20
36	1	2736	A	O5'-P-OP2	-5.45	100.80	105.70
37	7	101	G	C6-C5-N7	-5.45	127.13	130.40
36	1	2402	A	C4-C5-C6	5.45	119.72	117.00
1	6	1745	G	N3-C4-N9	5.45	129.27	126.00
36	5	30	G	OP1-P-O3'	5.45	117.18	105.20
36	1	2960	C	C4-C5-C6	5.44	120.12	117.40
36	1	2794	G	N3-C2-N2	5.44	123.71	119.90
36	1	3109	G	N7-C8-N9	-5.44	110.38	113.10
1	6	1121	C	N3-C2-O2	-5.44	118.09	121.90
36	5	804	C	C6-N1-C2	5.44	122.48	120.30
36	5	892	U	C6-N1-C2	5.44	124.27	121.00
36	5	2991	A	C8-N9-C4	-5.44	103.62	105.80
36	1	2719	U	C2-N3-C4	-5.44	123.74	127.00
36	1	2846	U	N3-C4-O4	-5.44	115.59	119.40
36	5	395	A	O5'-P-OP2	-5.44	100.80	105.70
36	5	741	U	O5'-P-OP1	-5.44	100.80	105.70
36	5	2531	C	N1-C2-O2	5.44	122.16	118.90
36	5	2816	G	O5'-P-OP1	-5.44	100.80	105.70
36	5	2861	U	N1-C2-O2	-5.44	118.99	122.80
36	5	2258	U	N3-C2-O2	-5.44	118.39	122.20
36	1	634	C	OP2-P-O3'	5.44	117.16	105.20
36	1	859	G	N1-C2-N2	-5.44	111.31	116.20
36	1	947	G	C6-C5-N7	-5.44	127.14	130.40
68	O2	33	ARG	NE-CZ-NH2	-5.44	117.58	120.30
36	5	300	G	N3-C4-N9	-5.44	122.74	126.00
36	5	1719	G	N1-C6-O6	5.44	123.16	119.90
36	5	2190	U	N1-C2-N3	5.44	118.16	114.90
36	5	3133	C	N3-C4-C5	-5.44	119.72	121.90
1	2	1658	G	C4-C5-N7	5.44	112.97	110.80
36	1	2818	U	C5'-C4'-O4'	-5.44	102.58	109.10
36	5	909	G	C5-N7-C8	5.44	107.02	104.30

Continued on next page...

Continued from previous page...

Mol	Chain	Res	Type	Atoms	Z	Observed(°)	Ideal(°)
36	5	2619	G	N1-C6-O6	5.44	123.16	119.90
4	S2	113	LEU	CA-CB-CG	5.43	127.80	115.30
36	1	949	C	N1-C2-O2	-5.43	115.64	118.90
36	1	1425	U	N3-C2-O2	-5.43	118.40	122.20
36	1	2186	U	N3-C4-O4	-5.43	115.60	119.40
36	1	2366	C	C4-C5-C6	-5.43	114.68	117.40
1	6	1010	C	O5'-P-OP2	-5.43	100.81	105.70
36	5	419	G	N9-C4-C5	-5.43	103.23	105.40
36	5	1846	C	C4-C5-C6	5.43	120.12	117.40
36	5	2794	G	O4'-C1'-N9	5.43	112.55	108.20
36	1	1519	G	N1-C6-O6	5.43	123.16	119.90
36	1	1838	G	C6-C5-N7	-5.43	127.14	130.40
36	1	2910	A	C5-N7-C8	-5.43	101.18	103.90
36	1	3109	G	C2-N3-C4	5.43	114.62	111.90
36	5	816	A	N9-C4-C5	5.43	107.97	105.80
37	7	26	C	C4-C5-C6	5.43	120.12	117.40
36	1	2585	G	N3-C4-N9	5.43	129.26	126.00
36	1	2942	C	N1-C2-O2	-5.43	115.64	118.90
36	5	1397	C	N1-C2-O2	-5.43	115.64	118.90
1	2	139	C	P-O3'-C3'	5.43	126.22	119.70
1	6	515	A	O5'-P-OP2	-5.43	100.81	105.70
1	6	1127	G	C2-N3-C4	-5.43	109.19	111.90
1	6	1396	U	C6-N1-C2	-5.43	117.74	121.00
1	2	1462	G	N1-C6-O6	5.43	123.16	119.90
36	1	936	A	OP2-P-O3'	5.43	117.14	105.20
36	5	1592	G	C6-N1-C2	5.43	128.36	125.10
1	2	1059	U	C2-N1-C1'	5.43	124.21	117.70
36	1	37	U	OP1-P-O3'	5.43	117.14	105.20
36	1	716	A	N3-C4-C5	5.43	130.60	126.80
36	1	2632	G	N3-C2-N2	5.43	123.70	119.90
36	5	189	G	C8-N9-C4	-5.42	104.23	106.40
1	6	1584	G	OP1-P-O3'	5.42	117.13	105.20
27	D5	95	HIS	N-CA-C	5.42	125.64	111.00
29	D7	29	ARG	NE-CZ-NH1	5.42	123.01	120.30
36	1	754	G	OP2-P-O3'	5.42	117.13	105.20
36	1	1329	U	O4'-C1'-N1	5.42	112.54	108.20
36	1	2995	A	C8-N9-C4	5.42	107.97	105.80
36	5	1415	U	OP1-P-O3'	5.42	117.13	105.20
36	1	325	A	N1-C6-N6	-5.42	115.35	118.60
36	1	2153	U	C6-N1-C2	-5.42	117.75	121.00
1	6	139	C	P-O3'-C3'	5.42	126.20	119.70
36	5	2362	C	N1-C2-O2	5.42	122.15	118.90

Continued on next page...

Continued from previous page...

Mol	Chain	Res	Type	Atoms	Z	Observed(°)	Ideal(°)
36	5	2904	U	C5-C6-N1	-5.42	119.99	122.70
1	2	1274	C	C4-C5-C6	5.42	120.11	117.40
36	1	297	G	O4'-C1'-N9	5.42	112.53	108.20
36	1	2959	C	OP2-P-O3'	5.42	117.12	105.20
1	6	144	U	C6-N1-C2	-5.42	117.75	121.00
1	6	539	G	N3-C4-N9	-5.42	122.75	126.00
1	6	1572	G	N1-C6-O6	5.42	123.15	119.90
36	5	2887	A	C4-C5-C6	5.42	119.71	117.00
52	M6	78	ARG	NE-CZ-NH1	5.42	123.01	120.30
36	5	861	C	C5-C4-N4	-5.42	116.41	120.20
36	5	3086	A	N9-C4-C5	-5.42	103.63	105.80
36	1	681	U	C5-C4-O4	-5.42	122.65	125.90
36	1	896	A	O4'-C1'-N9	5.42	112.53	108.20
36	5	869	G	N3-C4-C5	-5.42	125.89	128.60
36	1	1363	A	N1-C6-N6	-5.41	115.35	118.60
36	1	2692	A	C8-N9-C4	-5.41	103.64	105.80
1	6	39	A	O4'-C1'-N9	5.41	112.53	108.20
1	6	397	A	C2-N3-C4	-5.41	107.89	110.60
36	5	328	U	N3-C4-O4	-5.41	115.61	119.40
36	1	1054	A	O5'-P-OP2	-5.41	100.83	105.70
36	1	1911	A	C5-C6-N6	-5.41	119.37	123.70
36	5	1522	U	N3-C2-O2	-5.41	118.41	122.20
36	5	3154	C	N3-C2-O2	-5.41	118.11	121.90
36	1	338	A	OP2-P-O3'	5.41	117.10	105.20
38	4	21	C	N3-C2-O2	5.41	125.69	121.90
36	5	1199	C	C5-C6-N1	-5.41	118.30	121.00
36	5	2930	A	C8-N9-C1'	5.41	137.44	127.70
38	8	19	C	C4-C5-C6	5.41	120.11	117.40
36	5	2153	U	C5-C6-N1	-5.41	120.00	122.70
36	5	2430	A	C8-N9-C4	-5.41	103.64	105.80
36	1	959	C	C5-C6-N1	-5.41	118.30	121.00
1	6	1124	A	C2-N3-C4	-5.41	107.90	110.60
1	6	1514	U	O5'-P-OP1	-5.41	100.83	105.70
36	1	678	G	N1-C6-O6	5.41	123.14	119.90
36	5	1428	A	O5'-P-OP1	-5.41	100.83	105.70
36	5	2804	A	C8-N9-C4	5.41	107.96	105.80
36	5	2981	U	C2-N1-C1'	5.41	124.19	117.70
36	5	637	C	C2-N1-C1'	-5.40	112.86	118.80
36	1	284	A	O4'-C1'-N9	5.40	112.52	108.20
36	1	2415	C	N3-C2-O2	-5.40	118.12	121.90
36	1	2714	G	C8-N9-C1'	5.40	134.02	127.00
1	6	146	U	N3-C4-O4	-5.40	115.62	119.40

Continued on next page...

Continued from previous page...

Mol	Chain	Res	Type	Atoms	Z	Observed(°)	Ideal(°)
36	5	594	U	C2-N3-C4	-5.40	123.76	127.00
36	5	2706	G	O5'-P-OP2	-5.40	100.84	105.70
36	5	2892	A	N1-C6-N6	-5.40	115.36	118.60
36	5	3076	C	N3-C4-N4	-5.40	114.22	118.00
1	2	1144	U	N3-C2-O2	-5.40	118.42	122.20
36	1	947	G	N3-C4-N9	5.40	129.24	126.00
36	1	2237	C	C6-N1-C2	5.40	122.46	120.30
36	1	2278	C	C5-C6-N1	5.40	123.70	121.00
38	4	39	G	N1-C6-O6	-5.40	116.66	119.90
36	5	1379	G	N1-C2-N2	-5.40	111.34	116.20
36	1	69	C	C4-C5-C6	5.40	120.10	117.40
1	6	1164	G	C5-C6-O6	-5.40	125.36	128.60
36	5	416	A	C8-N9-C4	-5.40	103.64	105.80
37	7	111	U	C5-C4-O4	-5.40	122.66	125.90
36	1	916	G	P-O3'-C3'	5.40	126.18	119.70
1	6	1092	A	N1-C6-N6	5.40	121.84	118.60
36	5	1655	G	C5-C6-O6	-5.40	125.36	128.60
36	5	2191	U	N1-C2-O2	5.40	126.58	122.80
1	2	323	A	N7-C8-N9	5.39	116.50	113.80
36	1	392	G	N1-C6-O6	5.39	123.14	119.90
38	4	32	C	N3-C2-O2	5.39	125.68	121.90
1	6	1540	G	N1-C6-O6	-5.39	116.66	119.90
36	5	592	A	N1-C6-N6	5.39	121.84	118.60
1	2	1668	G	N9-C4-C5	5.39	107.56	105.40
1	2	1745	G	C5-C6-O6	-5.39	125.36	128.60
36	1	663	C	N1-C2-O2	-5.39	115.67	118.90
36	1	2132	C	C5-C6-N1	-5.39	118.30	121.00
48	M1	112	LEU	CA-CB-CG	5.39	127.70	115.30
1	6	1428	G	C8-N9-C4	-5.39	104.24	106.40
36	5	411	U	N1-C2-O2	-5.39	119.03	122.80
36	5	520	U	C2-N1-C1'	-5.39	111.23	117.70
36	5	2281	A	O4'-C1'-N9	5.39	112.52	108.20
36	5	2645	G	N1-C6-O6	-5.39	116.66	119.90
36	1	1888	U	C2-N3-C4	-5.39	123.77	127.00
1	6	339	C	N1-C2-O2	-5.39	115.67	118.90
36	5	1148	G	N9-C4-C5	-5.39	103.24	105.40
36	5	2606	G	C5-C6-O6	5.39	131.83	128.60
36	1	1196	C	C5-C6-N1	-5.39	118.31	121.00
36	1	1901	A	N1-C6-N6	-5.39	115.37	118.60
36	1	2305	G	C5-C6-O6	-5.39	125.37	128.60
36	1	2978	U	N3-C2-O2	-5.39	118.43	122.20
36	5	1701	C	C6-N1-C2	-5.39	118.14	120.30

Continued on next page...

Continued from previous page...

Mol	Chain	Res	Type	Atoms	Z	Observed(°)	Ideal(°)
36	5	2416	U	C6-N1-C2	-5.39	117.77	121.00
36	5	3366	G	C8-N9-C4	-5.39	104.25	106.40
1	2	73	U	P-O3'-C3'	5.38	126.16	119.70
36	1	719	U	O5'-P-OP1	-5.38	100.86	105.70
36	1	1060	U	C2-N3-C4	-5.38	123.77	127.00
36	1	1585	C	N3-C4-C5	5.38	124.05	121.90
36	1	2257	C	N3-C2-O2	-5.38	118.13	121.90
36	1	2936	A	N1-C6-N6	-5.38	115.37	118.60
36	5	121	A	C8-N9-C4	5.38	107.95	105.80
36	5	698	U	N1-C2-O2	-5.38	119.03	122.80
36	5	1897	G	C5-C6-O6	-5.38	125.37	128.60
1	2	448	C	O5'-P-OP2	-5.38	100.86	105.70
36	1	196	G	N3-C4-N9	5.38	129.23	126.00
36	1	909	G	N7-C8-N9	-5.38	110.41	113.10
36	1	2391	G	C5-C6-O6	5.38	131.83	128.60
1	6	434	G	C5'-C4'-O4'	5.38	115.56	109.10
1	6	801	G	N1-C6-O6	-5.38	116.67	119.90
1	6	1772	C	OP2-P-O3'	5.38	117.03	105.20
37	7	35	C	C5-C6-N1	-5.38	118.31	121.00
38	4	15	G	C5-C6-O6	-5.38	125.37	128.60
41	L4	313	LEU	CA-CB-CG	5.38	127.67	115.30
36	5	2389	C	C2-N3-C4	-5.38	117.21	119.90
68	o2	39	ASP	CB-CG-OD1	-5.38	113.46	118.30
36	1	2192	C	C4-C5-C6	5.38	120.09	117.40
36	1	2944	U	N3-C2-O2	-5.38	118.44	122.20
36	1	2954	U	C6-N1-C2	5.38	124.23	121.00
36	5	214	G	C5-N7-C8	5.38	106.99	104.30
36	5	2278	C	C5-C4-N4	5.38	123.96	120.20
38	8	22	U	O4'-C1'-N1	5.38	112.50	108.20
36	1	286	U	N1-C2-N3	5.38	118.12	114.90
36	5	1855	U	C5-C6-N1	-5.38	120.01	122.70
36	1	881	C	N1-C2-O2	5.37	122.12	118.90
36	1	993	G	O4'-C1'-N9	5.37	112.50	108.20
36	5	1934	G	C2-N3-C4	-5.37	109.21	111.90
36	5	3138	U	C2-N3-C4	-5.37	123.78	127.00
1	2	1573	A	P-O3'-C3'	5.37	126.14	119.70
36	1	295	A	O5'-P-OP1	-5.37	100.87	105.70
36	1	701	G	OP2-P-O3'	5.37	117.02	105.20
36	1	1127	G	N1-C2-N2	5.37	121.03	116.20
1	6	824	G	C4-C5-N7	5.37	112.95	110.80
36	5	654	C	OP2-P-O3'	5.37	117.02	105.20
36	5	690	A	C8-N9-C4	5.37	107.95	105.80

Continued on next page...

Continued from previous page...

Mol	Chain	Res	Type	Atoms	Z	Observed(°)	Ideal(°)
36	5	2116	G	N3-C4-N9	5.37	129.22	126.00
36	5	2950	G	N9-C4-C5	-5.37	103.25	105.40
36	1	3079	U	O5'-P-OP1	-5.37	100.87	105.70
36	5	400	G	C8-N9-C4	-5.37	104.25	106.40
36	5	3076	C	N3-C4-C5	5.37	124.05	121.90
36	1	1592	G	C8-N9-C4	-5.37	104.25	106.40
36	1	2411	U	C4-C5-C6	-5.37	116.48	119.70
36	5	1404	G	C5-C6-O6	5.37	131.82	128.60
36	1	163	C	C6-N1-C2	-5.37	118.15	120.30
36	1	196	G	C6-C5-N7	-5.37	127.18	130.40
36	1	2408	U	C2-N1-C1'	5.37	124.14	117.70
36	1	1868	G	C8-N9-C1'	-5.37	120.02	127.00
36	1	2152	A	N9-C4-C5	5.37	107.95	105.80
36	1	3318	G	C8-N9-C4	-5.37	104.25	106.40
1	6	402	C	N3-C4-C5	5.37	124.05	121.90
36	5	420	G	N1-C2-N2	-5.37	111.37	116.20
36	5	2182	A	N9-C4-C5	5.37	107.95	105.80
1	2	1503	A	N1-C6-N6	5.36	121.82	118.60
36	1	651	G	C4-N9-C1'	5.36	133.47	126.50
36	1	1334	U	C5-C6-N1	-5.36	120.02	122.70
36	1	3044	G	N1-C6-O6	-5.36	116.68	119.90
37	3	28	C	N3-C4-N4	5.36	121.75	118.00
1	6	1796	C	N3-C4-N4	-5.36	114.25	118.00
36	5	1368	U	N3-C4-C5	5.36	117.82	114.60
36	5	2141	U	C5-C4-O4	-5.36	122.68	125.90
36	1	681	U	N3-C4-O4	5.36	123.15	119.40
1	6	437	A	N1-C2-N3	5.36	131.98	129.30
1	6	992	A	O5'-P-OP1	-5.36	100.87	105.70
36	1	1891	A	N7-C8-N9	-5.36	111.12	113.80
15	c3	22	ALA	C-N-CD	-5.36	108.81	120.60
36	5	1055	A	O5'-P-OP2	-5.36	100.88	105.70
36	5	159	A	C8-N9-C4	5.36	107.94	105.80
36	5	1900	A	OP1-P-O3'	5.36	116.99	105.20
36	5	2188	A	N9-C1'-C2'	-5.36	106.11	112.00
1	2	497	G	P-O3'-C3'	5.36	126.13	119.70
36	1	2978	U	O4'-C1'-N1	5.36	112.49	108.20
40	L3	266	ARG	NE-CZ-NH1	5.36	122.98	120.30
36	5	189	G	C5-C6-O6	5.36	131.81	128.60
36	5	3179	U	O5'-P-OP1	-5.36	100.88	105.70
36	5	3308	C	C6-N1-C2	-5.36	118.16	120.30
36	1	2952	G	C2-N3-C4	-5.36	109.22	111.90
1	6	385	A	C2-N3-C4	-5.36	107.92	110.60

Continued on next page...

Continued from previous page...

Mol	Chain	Res	Type	Atoms	Z	Observed(°)	Ideal(°)
1	6	1539	G	N3-C4-C5	5.36	131.28	128.60
36	5	943	U	C2-N3-C4	-5.36	123.79	127.00
36	5	1371	G	C2-N3-C4	5.36	114.58	111.90
36	5	1495	U	C2-N1-C1'	5.36	124.13	117.70
36	5	2420	C	C5-C4-N4	-5.36	116.45	120.20
36	5	2767	U	N3-C4-O4	-5.36	115.65	119.40
36	1	422	A	C2-N3-C4	5.35	113.28	110.60
1	6	1549	C	C6-N1-C2	-5.35	118.16	120.30
1	2	992	A	C2-N3-C4	-5.35	107.92	110.60
36	5	1420	C	OP2-P-O3'	5.35	116.98	105.20
36	1	625	G	OP1-P-O3'	5.35	116.97	105.20
37	3	96	U	C6-N1-C2	5.35	124.21	121.00
1	6	305	C	C2-N1-C1'	-5.35	112.91	118.80
36	5	101	G	O4'-C1'-N9	5.35	112.48	108.20
36	1	1825	G	O5'-P-OP1	5.35	117.12	110.70
36	1	3207	U	C6-N1-C1'	5.35	128.69	121.20
36	5	1469	C	C4-C5-C6	5.35	120.07	117.40
36	1	2980	U	N1-C2-N3	5.34	118.11	114.90
47	M0	4	ARG	NE-CZ-NH2	-5.34	117.63	120.30
1	6	54	C	N3-C4-C5	5.34	124.04	121.90
36	5	1846	C	N1-C2-N3	5.34	122.94	119.20
36	5	2726	C	C4-C5-C6	5.34	120.07	117.40
38	4	85	G	N1-C6-O6	5.34	123.11	119.90
37	7	102	A	C2-N3-C4	-5.34	107.93	110.60
36	1	2731	U	N1-C2-O2	-5.34	119.06	122.80
36	1	2993	G	N9-C4-C5	-5.34	103.26	105.40
38	4	47	C	C5-C6-N1	-5.34	118.33	121.00
1	6	1246	C	N1-C2-O2	5.34	122.11	118.90
1	6	1649	G	N3-C2-N2	5.34	123.64	119.90
24	D2	93	LEU	CA-CB-CG	5.34	127.58	115.30
36	1	878	G	C5-C6-O6	-5.34	125.40	128.60
36	1	2662	G	C6-C5-N7	-5.34	127.20	130.40
36	1	2800	G	N7-C8-N9	-5.34	110.43	113.10
38	4	16	G	N1-C6-O6	5.34	123.10	119.90
81	e1	100	LEU	CA-CB-CG	5.34	127.58	115.30
36	5	1724	U	O4'-C1'-N1	5.34	112.47	108.20
36	5	2647	A	N9-C4-C5	5.34	107.94	105.80
36	5	2831	G	C4-C5-N7	-5.34	108.66	110.80
36	1	2179	C	C5-C4-N4	-5.34	116.46	120.20
38	4	114	G	C8-N9-C4	5.34	108.53	106.40
36	1	279	U	O5'-P-OP2	5.34	117.10	110.70
36	1	592	A	N9-C4-C5	-5.34	103.67	105.80

Continued on next page...

Continued from previous page...

Mol	Chain	Res	Type	Atoms	Z	Observed(°)	Ideal(°)
36	1	1082	U	C2-N1-C1'	5.34	124.10	117.70
36	1	1858	A	C4-N9-C1'	5.34	135.91	126.30
36	5	2285	C	C6-N1-C2	-5.34	118.17	120.30
36	1	1349	G	C4-N9-C1'	5.33	133.44	126.50
1	2	704	C	N1-C2-O2	5.33	122.10	118.90
1	2	1600	A	P-O3'-C3'	5.33	126.10	119.70
36	1	2155	G	O5'-P-OP2	-5.33	100.90	105.70
1	6	187	G	P-O3'-C3'	5.33	126.10	119.70
1	6	904	G	N3-C4-N9	5.33	129.20	126.00
36	5	2282	U	C6-N1-C2	5.33	124.20	121.00
36	5	2696	A	O5'-P-OP1	-5.33	100.90	105.70
36	5	2798	C	N3-C4-N4	-5.33	114.27	118.00
1	2	1661	U	OP2-P-O3'	5.33	116.93	105.20
36	1	880	G	C4-N9-C1'	-5.33	119.57	126.50
36	1	953	G	N3-C4-C5	5.33	131.27	128.60
36	1	2619	G	N7-C8-N9	-5.33	110.43	113.10
36	5	3012	A	O5'-P-OP2	-5.33	100.90	105.70
36	1	98	G	N1-C6-O6	-5.33	116.70	119.90
36	1	304	G	C5-C6-N1	5.33	114.17	111.50
36	1	2281	A	O4'-C1'-N9	5.33	112.46	108.20
37	3	82	G	N1-C2-N2	-5.33	111.40	116.20
36	5	1177	G	C8-N9-C4	-5.33	104.27	106.40
36	5	1499	C	N1-C2-O2	-5.33	115.70	118.90
36	1	2400	G	C8-N9-C4	5.33	108.53	106.40
36	5	3076	C	N1-C2-O2	5.33	122.10	118.90
36	1	63	A	N1-C2-N3	-5.33	126.64	129.30
1	6	1091	A	OP2-P-O3'	5.33	116.92	105.20
1	2	542	A	C4-N9-C1'	5.33	135.88	126.30
1	6	1	U	O4'-C1'-N1	5.33	112.46	108.20
1	6	545	A	O5'-P-OP2	-5.33	100.91	105.70
1	6	1634	C	C6-N1-C1'	-5.33	114.41	120.80
51	m5	76	PRO	C-N-CA	-5.33	108.39	121.70
36	1	2650	U	C5-C4-O4	5.32	129.09	125.90
1	6	362	G	C4-N9-C1'	5.32	133.42	126.50
36	5	351	A	C8-N9-C4	5.32	107.93	105.80
36	5	938	C	C2-N3-C4	-5.32	117.24	119.90
52	m6	94	ARG	NE-CZ-NH1	-5.32	117.64	120.30
36	1	1073	U	N1-C2-O2	-5.32	119.08	122.80
36	5	1886	A	C5-C6-N6	-5.32	119.44	123.70
36	1	398	A	N9-C4-C5	-5.32	103.67	105.80
36	1	2945	G	O5'-P-OP1	5.32	117.08	110.70
36	5	3077	A	N1-C6-N6	-5.32	115.41	118.60

Continued on next page...

Continued from previous page...

Mol	Chain	Res	Type	Atoms	Z	Observed(°)	Ideal(°)
36	5	3287	U	N1-C2-O2	5.32	126.52	122.80
40	13	334	ARG	NE-CZ-NH1	-5.32	117.64	120.30
1	2	42	G	N1-C6-O6	-5.32	116.71	119.90
36	1	677	A	N1-C6-N6	5.32	121.79	118.60
36	1	1000	C	C6-N1-C1'	-5.32	114.42	120.80
36	5	3075	G	OP1-P-O3'	5.32	116.90	105.20
36	1	637	C	N3-C4-N4	-5.32	114.28	118.00
36	1	785	G	O5'-P-OP2	-5.32	100.92	105.70
36	1	818	C	N1-C2-N3	5.32	122.92	119.20
38	4	140	G	N9-C4-C5	5.32	107.53	105.40
1	6	1600	A	C2-N3-C4	-5.32	107.94	110.60
36	5	2400	G	C4-C5-N7	5.32	112.93	110.80
36	5	2858	U	C2-N1-C1'	5.32	124.08	117.70
36	5	3343	G	N9-C4-C5	-5.32	103.27	105.40
37	7	76	A	O4'-C1'-N9	5.32	112.45	108.20
1	2	1039	A	O4'-C1'-N9	5.32	112.45	108.20
36	1	159	A	N1-C6-N6	5.32	121.79	118.60
36	1	413	U	C5-C6-N1	-5.32	120.04	122.70
36	1	2945	G	N7-C8-N9	-5.32	110.44	113.10
1	2	507	U	N1-C2-O2	5.31	126.52	122.80
1	6	1755	A	C5-C6-N6	-5.31	119.45	123.70
36	5	2802	A	OP2-P-O3'	5.31	116.89	105.20
1	2	1600	A	C5-C6-N1	-5.31	115.04	117.70
36	1	2249	G	C2'-C3'-O3'	5.31	122.20	113.70
36	1	2350	C	C2-N3-C4	-5.31	117.24	119.90
36	5	2182	A	N1-C6-N6	-5.31	115.41	118.60
1	2	404	G	N9-C4-C5	-5.31	103.28	105.40
1	2	973	A	C5-C6-N1	-5.31	115.05	117.70
36	5	297	G	N1-C6-O6	-5.31	116.71	119.90
36	5	1380	G	N9-C4-C5	-5.31	103.28	105.40
36	1	876	A	O5'-P-OP2	-5.31	100.92	105.70
1	6	362	G	N1-C2-N2	-5.31	111.42	116.20
1	6	629	U	O5'-P-OP1	-5.31	100.92	105.70
36	5	439	C	C6-N1-C2	-5.31	118.18	120.30
36	5	631	U	N3-C4-O4	-5.31	115.68	119.40
36	5	1095	U	N3-C2-O2	-5.31	118.48	122.20
36	5	2293	C	N3-C4-N4	5.31	121.72	118.00
36	5	2338	C	N3-C4-N4	5.31	121.72	118.00
1	2	992	A	N3-C4-N9	-5.31	123.16	127.40
36	1	941	G	N9-C4-C5	5.31	107.52	105.40
36	1	973	A	N9-C4-C5	5.31	107.92	105.80
36	1	2302	G	N1-C2-N2	-5.31	111.42	116.20

Continued on next page...

Continued from previous page...

Mol	Chain	Res	Type	Atoms	Z	Observed(°)	Ideal(°)
37	3	3	U	C5-C6-N1	-5.31	120.05	122.70
1	6	1697	G	N3-C4-C5	-5.31	125.95	128.60
36	5	2636	A	O5'-P-OP1	-5.31	100.92	105.70
36	5	3309	G	C5-C6-N1	5.31	114.15	111.50
36	1	197	G	N1-C6-O6	5.31	123.08	119.90
36	1	2409	G	N9-C4-C5	5.31	107.52	105.40
1	2	1455	G	N9-C4-C5	5.30	107.52	105.40
25	D3	111	GLY	N-CA-C	-5.30	99.84	113.10
36	1	2144	A	C5-C6-N6	-5.30	119.46	123.70
36	1	3173	G	C5-N7-C8	-5.30	101.65	104.30
1	6	1103	U	OP2-P-O3'	5.30	116.87	105.20
36	5	267	G	O4'-C1'-N9	-5.30	103.96	108.20
36	5	361	A	N1-C6-N6	-5.30	115.42	118.60
36	5	2956	A	C5-C6-N1	-5.30	115.05	117.70
36	5	3050	U	N3-C2-O2	-5.30	118.49	122.20
36	5	3351	U	C6-N1-C2	-5.30	117.82	121.00
36	1	806	A	O4'-C1'-N9	-5.30	103.96	108.20
36	1	957	C	N3-C4-N4	5.30	121.71	118.00
36	1	1307	G	OP2-P-O3'	-5.30	93.53	105.20
36	5	43	A	C8-N9-C4	-5.30	103.68	105.80
36	5	339	C	C6-N1-C1'	5.30	127.16	120.80
1	2	554	C	N3-C4-C5	-5.30	119.78	121.90
1	2	777	C	C6-N1-C2	-5.30	118.18	120.30
36	1	421	G	N1-C2-N2	-5.30	111.43	116.20
36	1	634	C	N3-C2-O2	-5.30	118.19	121.90
36	1	1484	U	OP2-P-O3'	5.30	116.86	105.20
36	1	2434	U	N3-C4-O4	-5.30	115.69	119.40
6	S4	164	LEU	CA-CB-CG	5.30	127.49	115.30
36	1	99	A	O5'-P-OP1	5.30	117.06	110.70
36	1	608	A	N1-C6-N6	5.30	121.78	118.60
36	1	1114	U	N1-C2-N3	-5.30	111.72	114.90
36	5	2889	C	C2-N3-C4	-5.30	117.25	119.90
36	1	2409	G	N1-C6-O6	-5.30	116.72	119.90
36	1	2954	U	OP1-P-O3'	5.30	116.86	105.20
36	5	3126	C	N3-C4-C5	5.30	124.02	121.90
1	6	1305	U	N1-C2-O2	-5.30	119.09	122.80
36	5	2851	A	N1-C2-N3	5.30	131.95	129.30
47	m0	88	ARG	NE-CZ-NH1	-5.30	117.65	120.30
36	1	1412	G	N1-C6-O6	-5.29	116.72	119.90
36	1	2848	G	O5'-P-OP2	-5.29	100.94	105.70
36	5	86	G	C5-C6-N1	5.29	114.15	111.50
36	5	2315	G	N7-C8-N9	-5.29	110.45	113.10

Continued on next page...

Continued from previous page...

Mol	Chain	Res	Type	Atoms	Z	Observed(°)	Ideal(°)
1	2	933	A	C8-N9-C4	-5.29	103.68	105.80
1	2	1119	G	C8-N9-C4	-5.29	104.28	106.40
36	1	1846	C	C4-C5-C6	5.29	120.05	117.40
36	1	2816	G	O4'-C1'-N9	5.29	112.44	108.20
36	1	2971	A	N1-C6-N6	5.29	121.78	118.60
1	2	1389	C	N3-C2-O2	-5.29	118.20	121.90
1	6	610	G	C8-N9-C1'	-5.29	120.12	127.00
64	N8	116	GLY	N-CA-C	5.29	126.32	113.10
36	5	1306	G	C8-N9-C4	5.29	108.52	106.40
36	1	2200	U	C6-N1-C2	-5.29	117.83	121.00
38	4	125	U	C5-C6-N1	5.29	125.34	122.70
1	6	542	A	C4-C5-N7	5.29	113.34	110.70
21	C9	57	ARG	NE-CZ-NH1	5.29	122.94	120.30
36	1	824	C	N3-C4-N4	-5.29	114.30	118.00
69	O3	67	MET	CG-SD-CE	-5.29	91.74	100.20
1	6	1480	G	C8-N9-C4	-5.29	104.28	106.40
36	5	2369	G	N3-C4-N9	5.29	129.17	126.00
36	5	2831	G	N3-C4-C5	-5.29	125.96	128.60
40	l3	266	ARG	NE-CZ-NH2	-5.29	117.66	120.30
1	6	1535	U	N1-C2-N3	5.29	118.07	114.90
36	5	41	G	OP2-P-O3'	5.29	116.83	105.20
36	5	1365	G	N3-C2-N2	5.29	123.60	119.90
1	2	784	C	N1-C2-O2	-5.28	115.73	118.90
36	1	1140	G	N3-C4-C5	-5.28	125.96	128.60
1	6	1389	C	C2-N1-C1'	5.28	124.61	118.80
36	5	588	G	N3-C4-C5	-5.28	125.96	128.60
36	5	2245	C	N3-C2-O2	-5.28	118.20	121.90
37	7	111	U	C2-N1-C1'	5.28	124.04	117.70
36	1	2305	G	C6-C5-N7	-5.28	127.23	130.40
36	1	2977	G	N7-C8-N9	-5.28	110.46	113.10
41	L4	95	ARG	NE-CZ-NH1	-5.28	117.66	120.30
36	5	413	U	N3-C4-O4	5.28	123.10	119.40
36	5	1889	G	C8-N9-C1'	-5.28	120.13	127.00
1	2	1554	U	N3-C4-C5	-5.28	111.43	114.60
36	1	344	A	N1-C6-N6	-5.28	115.43	118.60
36	1	890	C	O5'-P-OP2	-5.28	100.95	105.70
36	1	1152	G	C4-C5-N7	5.28	112.91	110.80
36	1	1420	C	OP2-P-O3'	5.28	116.82	105.20
38	4	64	U	N1-C2-N3	5.28	118.07	114.90
1	6	1420	C	OP2-P-O3'	5.28	116.81	105.20
36	5	1846	C	OP2-P-O3'	5.28	116.82	105.20
36	1	1452	A	C8-N9-C4	5.28	107.91	105.80

Continued on next page...

Continued from previous page...

Mol	Chain	Res	Type	Atoms	Z	Observed(°)	Ideal(°)
36	5	577	C	C5-C6-N1	-5.28	118.36	121.00
36	5	2883	U	N3-C2-O2	-5.28	118.50	122.20
36	1	1430	U	C5-C6-N1	5.28	125.34	122.70
36	1	3183	A	O5'-P-OP1	-5.28	100.95	105.70
41	L4	139	GLY	N-CA-C	-5.28	99.91	113.10
36	5	431	U	O5'-P-OP2	-5.28	100.95	105.70
36	5	1193	A	C6-C5-N7	-5.28	128.60	132.30
36	5	3244	A	C2-N3-C4	-5.28	107.96	110.60
1	2	553	G	C4-C5-N7	5.28	112.91	110.80
36	1	2904	U	N3-C4-C5	5.28	117.77	114.60
49	M3	47	ALA	C-N-CD	5.28	139.48	128.40
1	6	565	C	O5'-P-OP1	-5.28	100.95	105.70
38	8	18	U	C5-C4-O4	5.28	129.06	125.90
1	2	142	G	N3-C4-N9	-5.27	122.84	126.00
1	6	1614	A	C4-C5-N7	5.27	113.34	110.70
15	C3	22	ALA	C-N-CA	5.27	144.15	122.00
36	1	2373	A	C5'-C4'-O4'	-5.27	102.77	109.10
36	1	2392	C	N3-C4-N4	5.27	121.69	118.00
36	5	528	U	N1-C2-O2	5.27	126.49	122.80
36	5	2385	G	C2-N3-C4	-5.27	109.26	111.90
36	5	3277	U	N3-C2-O2	-5.27	118.51	122.20
37	7	91	G	OP1-P-OP2	5.27	127.51	119.60
36	5	2390	A	OP2-P-O3'	5.27	116.80	105.20
36	1	633	C	C5-C6-N1	-5.27	118.36	121.00
1	6	957	G	C5-C6-N1	-5.27	108.86	111.50
36	5	2167	A	N1-C6-N6	-5.27	115.44	118.60
36	1	54	C	C2-N1-C1'	-5.27	113.00	118.80
36	1	371	G	N9-C4-C5	-5.27	103.29	105.40
36	1	869	G	N3-C4-C5	-5.27	125.97	128.60
36	1	1695	U	C5-C6-N1	-5.27	120.07	122.70
36	1	2731	U	N3-C2-O2	5.27	125.89	122.20
1	6	47	A	O5'-P-OP1	-5.27	100.96	105.70
36	5	2825	C	O5'-P-OP2	-5.27	100.96	105.70
36	1	328	U	OP2-P-O3'	5.27	116.79	105.20
36	1	2700	G	C5-C6-O6	-5.27	125.44	128.60
40	L3	4	ARG	NE-CZ-NH2	-5.27	117.67	120.30
1	2	1486	G	O4'-C1'-N9	5.26	112.41	108.20
36	1	1323	G	N1-C6-O6	-5.26	116.74	119.90
36	1	1329	U	N1-C2-N3	5.26	118.06	114.90
36	1	1381	A	N1-C6-N6	5.26	121.76	118.60
1	6	945	U	N1-C2-O2	5.26	126.49	122.80
1	6	1150	G	C4-N9-C1'	-5.26	119.66	126.50

Continued on next page...

Continued from previous page...

Mol	Chain	Res	Type	Atoms	Z	Observed(°)	Ideal(°)
36	5	1149	G	C5-C6-O6	-5.26	125.44	128.60
36	5	1305	U	N3-C2-O2	5.26	125.89	122.20
36	5	2178	A	C8-N9-C4	5.26	107.91	105.80
36	5	2417	U	N3-C4-O4	5.26	123.08	119.40
36	5	2898	G	O4'-C1'-N9	-5.26	103.99	108.20
1	6	65	A	N1-C6-N6	5.26	121.76	118.60
12	c0	88	PRO	N-CA-CB	5.26	109.62	103.30
36	1	676	G	C8-N9-C4	-5.26	104.30	106.40
36	1	1101	G	O5'-P-OP2	-5.26	100.96	105.70
36	1	1437	C	C5-C6-N1	5.26	123.63	121.00
36	5	1879	A	C5-C6-N6	-5.26	119.49	123.70
36	5	3200	G	C5-C6-O6	-5.26	125.44	128.60
36	1	153	U	C6-N1-C2	-5.26	117.84	121.00
36	1	2972	G	N3-C2-N2	-5.26	116.22	119.90
36	5	280	U	C2-N3-C4	-5.26	123.84	127.00
36	5	1143	A	C6-N1-C2	5.26	121.76	118.60
36	5	1842	A	C2-N3-C4	-5.26	107.97	110.60
36	5	3093	C	N1-C2-O2	-5.26	115.74	118.90
36	1	1115	G	C4-N9-C1'	5.26	133.34	126.50
36	5	403	C	OP2-P-O3'	5.26	116.77	105.20
36	5	861	C	O5'-P-OP1	5.26	117.01	110.70
36	5	1051	U	C2-N3-C4	-5.26	123.84	127.00
36	5	1389	G	N1-C6-O6	5.26	123.06	119.90
13	C1	88	ARG	NE-CZ-NH2	-5.26	117.67	120.30
36	1	2357	A	N1-C6-N6	5.26	121.75	118.60
36	1	2700	G	C6-C5-N7	-5.26	127.25	130.40
36	5	1820	U	O4'-C1'-N1	5.26	112.41	108.20
37	7	102	A	N1-C6-N6	5.26	121.75	118.60
37	7	111	U	C6-N1-C1'	-5.26	113.84	121.20
36	1	284	A	C8-N9-C4	-5.25	103.70	105.80
36	1	764	U	P-O3'-C3'	5.25	126.00	119.70
36	1	2184	U	C4-C5-C6	-5.25	116.55	119.70
1	6	1150	G	C8-N9-C4	5.25	108.50	106.40
36	5	25	U	C4-C5-C6	5.25	122.85	119.70
36	5	957	C	N3-C4-C5	5.25	124.00	121.90
36	5	41	G	OP1-P-OP2	-5.25	111.72	119.60
36	5	1495	U	O4'-C1'-N1	5.25	112.40	108.20
36	5	2375	G	N1-C2-N2	-5.25	111.47	116.20
36	5	2989	U	C6-N1-C2	5.25	124.15	121.00
36	1	666	A	N1-C6-N6	-5.25	115.45	118.60
36	1	870	G	C5-C6-O6	-5.25	125.45	128.60
36	1	2371	G	N1-C6-O6	5.25	123.05	119.90

Continued on next page...

Continued from previous page...

Mol	Chain	Res	Type	Atoms	Z	Observed(°)	Ideal(°)
36	1	2883	U	O5'-P-OP2	-5.25	100.98	105.70
36	1	3109	G	O5'-P-OP2	5.25	117.00	110.70
1	6	957	G	N3-C2-N2	-5.25	116.23	119.90
36	5	1112	A	C6-C5-N7	-5.25	128.63	132.30
37	7	49	G	O5'-P-OP2	5.25	117.00	110.70
75	o9	23	LEU	CA-CB-CG	5.25	127.37	115.30
36	1	652	G	N3-C4-N9	5.25	129.15	126.00
36	1	2383	C	C5-C6-N1	-5.25	118.38	121.00
36	1	2700	G	N1-C6-O6	5.25	123.05	119.90
36	1	2871	G	O5'-P-OP2	-5.25	100.98	105.70
1	6	163	G	N7-C8-N9	5.25	115.72	113.10
1	6	538	A	O4'-C1'-N9	5.25	112.40	108.20
1	6	760	A	N1-C6-N6	5.25	121.75	118.60
36	1	110	G	C5'-C4'-O4'	5.25	115.39	109.10
1	6	403	G	N3-C2-N2	5.25	123.57	119.90
1	2	704	C	O4'-C1'-N1	5.24	112.39	108.20
49	M3	85	LEU	CA-CB-CG	5.24	127.36	115.30
1	6	1299	G	N3-C4-C5	-5.24	125.98	128.60
1	6	1415	U	N3-C2-O2	-5.24	118.53	122.20
36	5	1180	A	C2-N3-C4	-5.24	107.98	110.60
37	7	21	G	N9-C4-C5	-5.24	103.30	105.40
36	5	1152	G	N1-C2-N3	5.24	127.05	123.90
36	5	2930	A	N1-C2-N3	-5.24	126.68	129.30
37	7	47	C	C2-N3-C4	-5.24	117.28	119.90
36	1	2860	U	C5-C4-O4	-5.24	122.76	125.90
1	6	93	A	C8-N9-C4	5.24	107.90	105.80
4	s2	58	LEU	CA-CB-CG	5.24	127.35	115.30
36	5	1206	G	N9-C4-C5	5.24	107.50	105.40
1	2	1370	U	P-O3'-C3'	5.24	125.98	119.70
36	1	2975	U	N1-C2-O2	5.24	126.47	122.80
36	5	1312	C	C5-C6-N1	5.24	123.62	121.00
36	5	2660	G	C5-C6-O6	-5.24	125.46	128.60
36	1	1148	G	N7-C8-N9	-5.24	110.48	113.10
36	1	1425	U	N3-C4-O4	-5.24	115.73	119.40
37	3	86	U	C6-N1-C1'	-5.24	113.87	121.20
36	5	1404	G	N1-C6-O6	-5.24	116.76	119.90
36	1	295	A	N7-C8-N9	5.23	116.42	113.80
36	1	347	G	C6-N1-C2	-5.23	121.96	125.10
36	5	195	U	C4-C5-C6	5.23	122.84	119.70
36	5	2122	G	N1-C6-O6	-5.23	116.76	119.90
36	5	1381	A	C8-N9-C4	5.23	107.89	105.80
36	5	1520	G	N3-C4-C5	-5.23	125.98	128.60

Continued on next page...

Continued from previous page...

Mol	Chain	Res	Type	Atoms	Z	Observed(°)	Ideal(°)
36	1	3010	U	OP2-P-O3'	5.23	116.71	105.20
73	O7	24	ARG	CG-CD-NE	-5.23	100.81	111.80
36	5	1429	G	C2-N3-C4	-5.23	109.28	111.90
36	5	3049	A	N7-C8-N9	-5.23	111.19	113.80
36	1	1081	U	C5-C6-N1	5.23	125.31	122.70
36	1	3177	G	C2-N3-C4	5.23	114.52	111.90
1	6	354	C	N3-C4-N4	-5.23	114.34	118.00
36	5	2660	G	N7-C8-N9	-5.23	110.49	113.10
1	2	426	G	C4-N9-C1'	5.23	133.29	126.50
36	1	34	A	OP2-P-O3'	5.23	116.70	105.20
36	1	637	C	C5-C6-N1	-5.23	118.39	121.00
36	1	1173	U	N3-C4-O4	-5.23	115.74	119.40
36	1	2611	U	C5-C6-N1	-5.23	120.09	122.70
36	1	2752	U	N3-C4-C5	5.23	117.74	114.60
36	5	1884	A	OP2-P-O3'	5.23	116.70	105.20
36	1	1390	A	N1-C6-N6	-5.23	115.46	118.60
36	1	2133	U	C2-N1-C1'	-5.23	111.43	117.70
1	6	305	C	N1-C2-O2	-5.23	115.76	118.90
62	n6	60	ARG	NE-CZ-NH1	-5.23	117.69	120.30
36	1	817	A	N9-C1'-C2'	5.22	120.79	114.00
36	1	1445	U	C2-N3-C4	-5.22	123.86	127.00
1	6	782	U	N3-C2-O2	-5.22	118.54	122.20
36	5	2131	A	N1-C6-N6	5.22	121.73	118.60
38	8	6	U	C2-N3-C4	-5.22	123.87	127.00
1	2	1174	C	N1-C2-O2	5.22	122.03	118.90
36	1	716	A	O4'-C1'-N9	-5.22	104.02	108.20
36	1	2993	G	N3-C2-N2	5.22	123.56	119.90
1	6	194	U	N3-C2-O2	-5.22	118.55	122.20
1	6	362	G	N3-C4-C5	-5.22	125.99	128.60
1	6	1572	G	C6-C5-N7	-5.22	127.27	130.40
36	5	1202	A	O5'-P-OP1	-5.22	101.00	105.70
36	5	1909	A	C8-N9-C4	5.22	107.89	105.80
36	1	1547	G	N7-C8-N9	-5.22	110.49	113.10
36	5	911	C	C6-N1-C2	5.22	122.39	120.30
36	5	2305	G	N3-C2-N2	5.22	123.56	119.90
36	5	2341	A	N9-C4-C5	-5.22	103.71	105.80
36	1	832	G	C8-N9-C4	5.22	108.49	106.40
36	1	1180	A	O4'-C1'-N9	-5.22	104.02	108.20
36	1	1428	A	OP2-P-O3'	5.22	116.68	105.20
36	1	2923	U	C5-C4-O4	-5.22	122.77	125.90
62	N6	83	ASP	CB-CG-OD1	-5.22	113.60	118.30
1	6	646	C	C6-N1-C2	-5.22	118.21	120.30

Continued on next page...

Continued from previous page...

Mol	Chain	Res	Type	Atoms	Z	Observed(°)	Ideal(°)
1	6	858	G	N7-C8-N9	5.22	115.71	113.10
1	6	864	U	N1-C2-O2	5.22	126.45	122.80
36	5	1205	A	C5-C6-N6	-5.22	119.53	123.70
36	5	1511	U	C5-C6-N1	-5.22	120.09	122.70
36	5	2830	G	N3-C4-C5	-5.22	125.99	128.60
36	1	2957	G	C5-N7-C8	5.22	106.91	104.30
36	5	3277	U	N1-C2-O2	5.22	126.45	122.80
36	1	2772	C	O4'-C1'-N1	5.22	112.37	108.20
46	L9	166	ARG	NE-CZ-NH2	5.22	122.91	120.30
36	1	417	A	O5'-P-OP2	-5.21	101.01	105.70
36	1	916	G	C6-N1-C2	5.21	128.23	125.10
36	1	1145	G	C5-C6-O6	-5.21	125.47	128.60
36	1	2935	U	C2-N3-C4	5.21	130.13	127.00
36	5	398	A	C8-N9-C4	-5.21	103.71	105.80
36	5	891	G	N1-C6-O6	-5.21	116.77	119.90
36	5	1171	G	C2-N3-C4	-5.21	109.29	111.90
36	5	2119	A	C5-C6-N6	-5.21	119.53	123.70
36	5	3271	G	O5'-P-OP1	5.21	116.96	110.70
1	2	1200	G	C6-C5-N7	-5.21	127.27	130.40
1	2	1778	G	N1-C6-O6	-5.21	116.77	119.90
36	1	30	G	N1-C2-N2	-5.21	111.51	116.20
36	1	936	A	P-O3'-C3'	5.21	125.95	119.70
36	1	1329	U	C2-N1-C1'	5.21	123.95	117.70
36	1	2883	U	C4-C5-C6	-5.21	116.57	119.70
36	5	2340	U	N3-C2-O2	-5.21	118.55	122.20
1	2	1096	C	C5-C6-N1	5.21	123.61	121.00
1	6	1514	U	N3-C2-O2	-5.21	118.55	122.20
36	5	26	A	O5'-P-OP1	-5.21	101.01	105.70
36	5	1302	A	C8-N9-C4	-5.21	103.72	105.80
40	l3	205	VAL	CB-CA-C	-5.21	101.50	111.40
36	1	1323	G	OP2-P-O3'	5.21	116.66	105.20
36	1	2422	C	N1-C2-O2	5.21	122.03	118.90
36	1	2600	C	C2-N1-C1'	5.21	124.53	118.80
37	7	95	A	C8-N9-C4	5.21	107.88	105.80
36	1	1320	C	O5'-P-OP2	-5.21	101.01	105.70
36	1	1591	G	C5-C6-O6	5.21	131.72	128.60
36	5	2369	G	O5'-P-OP1	-5.21	101.01	105.70
36	5	2692	A	N1-C6-N6	-5.21	115.48	118.60
36	5	2816	G	C4-N9-C1'	-5.21	119.73	126.50
36	5	2857	C	C6-N1-C2	5.21	122.38	120.30
36	5	2944	U	C4-C5-C6	-5.21	116.58	119.70
36	5	3104	U	N3-C4-C5	5.21	117.72	114.60

Continued on next page...

Continued from previous page...

Mol	Chain	Res	Type	Atoms	Z	Observed(°)	Ideal(°)
36	1	2586	G	N1-C6-O6	5.20	123.02	119.90
36	1	3136	G	N3-C4-N9	5.20	129.12	126.00
36	5	2812	C	OP1-P-OP2	5.20	127.41	119.60
36	5	2917	G	O5'-P-OP2	-5.20	101.02	105.70
1	2	359	A	N1-C2-N3	-5.20	126.70	129.30
36	1	944	C	C6-N1-C2	-5.20	118.22	120.30
36	1	1152	G	OP1-P-OP2	5.20	127.40	119.60
38	4	30	C	N3-C4-N4	-5.20	114.36	118.00
38	4	42	G	N1-C6-O6	5.20	123.02	119.90
1	6	4	C	O5'-P-OP1	-5.20	101.02	105.70
36	5	376	G	C5-C6-N1	5.20	114.10	111.50
36	5	942	U	C4-C5-C6	5.20	122.82	119.70
36	5	2865	U	N3-C4-C5	5.20	117.72	114.60
38	8	29	U	C5-C6-N1	-5.20	120.10	122.70
36	5	2798	C	C5-C4-N4	5.20	123.84	120.20
1	2	1241	G	O4'-C1'-N9	5.20	112.36	108.20
36	1	2331	C	C5-C6-N1	-5.20	118.40	121.00
1	6	1410	A	N1-C6-N6	5.20	121.72	118.60
36	5	1192	C	C4-C5-C6	5.20	120.00	117.40
36	5	1214	U	C6-N1-C2	-5.20	117.88	121.00
37	7	104	A	N1-C6-N6	5.20	121.72	118.60
36	1	1458	U	C6-N1-C2	5.20	124.12	121.00
36	1	2623	G	C6-C5-N7	-5.20	127.28	130.40
36	1	3222	U	N3-C2-O2	-5.20	118.56	122.20
36	5	426	G	C5-N7-C8	5.20	106.90	104.30
36	5	1522	U	N1-C2-O2	5.20	126.44	122.80
36	5	2732	G	N3-C4-N9	5.20	129.12	126.00
36	5	2930	A	O4'-C1'-N9	5.20	112.36	108.20
36	5	921	A	O4'-C1'-N9	-5.19	104.05	108.20
36	5	2945	G	OP1-P-OP2	-5.19	111.81	119.60
36	1	2935	U	O5'-P-OP2	-5.19	101.03	105.70
36	1	2986	U	C2-N3-C4	-5.19	123.89	127.00
36	1	3195	U	C2-N1-C1'	5.19	123.93	117.70
36	5	712	G	C8-N9-C4	-5.19	104.32	106.40
36	5	1212	A	O5'-P-OP2	-5.19	101.03	105.70
36	5	2632	G	C5-C6-O6	5.19	131.72	128.60
36	5	2689	A	C8-N9-C4	-5.19	103.72	105.80
36	5	2702	A	N9-C4-C5	5.19	107.88	105.80
36	5	2889	C	N3-C4-N4	-5.19	114.36	118.00
36	1	521	A	C4-C5-N7	5.19	113.30	110.70
36	1	2605	G	N3-C2-N2	-5.19	116.27	119.90
36	1	2939	G	N3-C2-N2	-5.19	116.27	119.90

Continued on next page...

Continued from previous page...

Mol	Chain	Res	Type	Atoms	Z	Observed(°)	Ideal(°)
36	5	589	A	O4'-C1'-N9	-5.19	104.05	108.20
36	5	2639	G	N3-C4-C5	-5.19	126.00	128.60
36	1	963	G	O5'-P-OP1	5.19	116.93	110.70
36	1	2192	C	C2-N3-C4	-5.19	117.31	119.90
36	5	1309	U	N1-C2-O2	-5.19	119.17	122.80
35	SM	134	ASP	CB-CG-OD2	5.19	122.97	118.30
36	1	1124	U	N3-C4-C5	5.19	117.71	114.60
36	1	2541	U	P-O3'-C3'	5.19	125.93	119.70
36	1	2940	A	C5-N7-C8	5.19	106.49	103.90
36	1	3361	G	N3-C4-N9	5.19	129.11	126.00
36	5	1496	C	C2-N1-C1'	5.19	124.51	118.80
1	2	1537	C	C5-C4-N4	-5.19	116.57	120.20
36	1	46	U	C5-C4-O4	5.19	129.01	125.90
36	5	2896	A	N1-C6-N6	-5.19	115.49	118.60
40	l3	2	SER	N-CA-C	-5.19	97.00	111.00
1	2	569	C	C6-N1-C2	-5.18	118.23	120.30
1	2	1559	A	O4'-C1'-N9	5.18	112.35	108.20
36	1	804	C	C6-N1-C1'	5.18	127.02	120.80
36	1	1200	A	O4'-C1'-N9	5.18	112.35	108.20
1	6	407	A	O5'-P-OP2	5.18	116.92	110.70
36	5	630	A	C5-C6-N1	-5.18	115.11	117.70
36	5	2310	U	O5'-P-OP2	-5.18	101.03	105.70
37	7	22	A	N3-C4-C5	-5.18	123.17	126.80
1	2	581	U	C6-N1-C1'	-5.18	113.94	121.20
36	1	1144	U	N3-C4-C5	5.18	117.71	114.60
36	1	1149	G	C4-N9-C1'	-5.18	119.76	126.50
36	1	1604	G	C2-N3-C4	5.18	114.49	111.90
36	1	2714	G	C4-C5-N7	5.18	112.87	110.80
36	1	2817	A	C5-C6-N6	-5.18	119.55	123.70
36	1	2827	U	OP1-P-O3'	5.18	116.60	105.20
36	5	838	G	C6-C5-N7	5.18	133.51	130.40
36	5	2341	A	N1-C2-N3	-5.18	126.71	129.30
36	1	2351	U	N1-C2-O2	5.18	126.43	122.80
1	6	1489	U	C2-N1-C1'	5.18	123.92	117.70
1	2	321	C	C6-N1-C2	-5.18	118.23	120.30
36	5	992	A	C8-N9-C4	5.18	107.87	105.80
36	5	1330	A	N1-C2-N3	-5.18	126.71	129.30
36	5	1538	G	C8-N9-C4	5.18	108.47	106.40
36	5	2989	U	C2-N1-C1'	-5.18	111.48	117.70
36	1	608	A	N9-C4-C5	-5.18	103.73	105.80
36	1	1797	A	N1-C6-N6	-5.18	115.49	118.60
1	6	1032	G	N9-C4-C5	-5.18	103.33	105.40

Continued on next page...

Continued from previous page...

Mol	Chain	Res	Type	Atoms	Z	Observed(°)	Ideal(°)
36	5	2365	C	OP1-P-OP2	5.18	127.37	119.60
38	8	88	A	N1-C6-N6	5.18	121.71	118.60
1	6	558	U	P-O3'-C3'	5.18	125.91	119.70
36	5	1370	G	N3-C2-N2	5.18	123.52	119.90
36	5	1588	A	C8-N9-C4	5.18	107.87	105.80
36	1	795	G	N7-C8-N9	-5.17	110.51	113.10
36	1	881	C	N3-C2-O2	-5.17	118.28	121.90
36	1	1399	A	C8-N9-C4	5.17	107.87	105.80
38	4	17	A	C8-N9-C4	5.17	107.87	105.80
1	6	1568	C	C6-N1-C2	-5.17	118.23	120.30
36	5	104	G	C2-N3-C4	-5.17	109.31	111.90
36	5	2648	G	OP1-P-O3'	5.17	116.58	105.20
36	5	2909	U	N1-C2-O2	-5.17	119.18	122.80
36	1	2362	C	C5-C6-N1	5.17	123.59	121.00
36	1	2827	U	N3-C4-O4	-5.17	115.78	119.40
1	6	1020	A	C4-C5-C6	5.17	119.59	117.00
36	5	103	G	N9-C4-C5	5.17	107.47	105.40
1	2	1611	A	C2-N3-C4	-5.17	108.02	110.60
36	5	3218	A	P-O3'-C3'	5.17	125.91	119.70
36	1	2639	G	N9-C4-C5	-5.17	103.33	105.40
36	1	616	G	C5-C6-O6	-5.17	125.50	128.60
36	1	2423	U	C2-N1-C1'	5.17	123.90	117.70
1	6	1414	U	N1-C2-N3	5.17	118.00	114.90
36	5	2290	C	C5-C4-N4	-5.17	116.58	120.20
36	5	3287	U	C5-C6-N1	5.17	125.28	122.70
36	1	2384	A	C4-C5-N7	5.17	113.28	110.70
36	1	2979	U	C5-C6-N1	-5.17	120.12	122.70
37	3	81	U	N1-C2-O2	5.17	126.42	122.80
36	1	827	A	N7-C8-N9	-5.17	111.22	113.80
1	6	858	G	C4-C5-N7	5.17	112.87	110.80
36	5	708	G	C5-C6-O6	-5.17	125.50	128.60
36	5	1533	U	O5'-P-OP2	-5.17	101.05	105.70
36	1	345	G	N3-C4-C5	-5.16	126.02	128.60
36	1	2801	A	OP1-P-OP2	5.16	127.34	119.60
38	4	26	U	N3-C2-O2	-5.16	118.58	122.20
1	6	1034	C	C4-C5-C6	5.16	119.98	117.40
1	6	1549	C	N3-C4-C5	-5.16	119.83	121.90
36	5	1890	U	C4-C5-C6	5.16	122.80	119.70
36	5	2349	U	OP1-P-O3'	5.16	116.56	105.20
36	5	2964	G	N1-C6-O6	-5.16	116.80	119.90
1	2	9	U	O5'-P-OP1	-5.16	101.05	105.70
36	5	426	G	C4-C5-N7	-5.16	108.73	110.80

Continued on next page...

Continued from previous page...

Mol	Chain	Res	Type	Atoms	Z	Observed(°)	Ideal(°)
36	5	926	A	C5-C6-N6	-5.16	119.57	123.70
36	5	1057	A	N9-C4-C5	-5.16	103.73	105.80
36	1	1155	C	N1-C2-O2	-5.16	115.80	118.90
36	1	1458	U	C5-C6-N1	-5.16	120.12	122.70
36	1	2797	C	N1-C2-O2	-5.16	115.80	118.90
1	6	826	U	C6-N1-C2	-5.16	117.90	121.00
36	5	888	A	C5-C6-N1	-5.16	115.12	117.70
36	5	1141	C	O5'-P-OP1	-5.16	101.06	105.70
36	5	1180	A	O4'-C1'-N9	-5.16	104.07	108.20
36	5	2113	A	N1-C2-N3	-5.16	126.72	129.30
1	2	1679	G	C8-N9-C4	-5.16	104.34	106.40
36	5	92	G	C2-N3-C4	5.16	114.48	111.90
37	7	49	G	O4'-C1'-N9	5.16	112.33	108.20
1	2	1189	A	C8-N9-C4	5.16	107.86	105.80
36	1	71	A	N9-C4-C5	5.16	107.86	105.80
36	1	1898	G	O4'-C1'-N9	5.16	112.33	108.20
1	6	403	G	C4-C5-N7	5.16	112.86	110.80
36	1	1784	G	N3-C4-N9	-5.16	122.91	126.00
36	1	3312	U	OP2-P-O3'	5.16	116.54	105.20
36	5	1197	A	C5-C6-N6	-5.16	119.58	123.70
44	17	100	ARG	NE-CZ-NH2	-5.16	117.72	120.30
36	1	1423	C	OP2-P-O3'	5.15	116.54	105.20
36	1	2876	C	N1-C2-O2	5.15	121.99	118.90
1	6	826	U	C5-C6-N1	5.15	125.28	122.70
1	2	1199	G	O5'-P-OP2	-5.15	101.06	105.70
36	1	21	G	C5-C6-O6	5.15	131.69	128.60
36	1	1146	C	O5'-P-OP2	-5.15	101.06	105.70
36	1	2938	G	N3-C2-N2	-5.15	116.29	119.90
72	O6	27	SER	N-CA-C	-5.15	97.09	111.00
1	6	32	U	C2-N3-C4	-5.15	123.91	127.00
1	6	901	G	N1-C6-O6	5.15	122.99	119.90
36	5	1321	G	C5-C6-N1	-5.15	108.92	111.50
1	2	1596	C	C6-N1-C2	-5.15	118.24	120.30
36	1	1349	G	N3-C4-C5	-5.15	126.02	128.60
36	1	1929	G	C8-N9-C4	5.15	108.46	106.40
36	1	3171	U	N3-C2-O2	5.15	125.81	122.20
1	6	1208	A	O4'-C1'-N9	5.15	112.32	108.20
36	5	516	A	N9-C4-C5	-5.15	103.74	105.80
36	5	1178	G	N3-C4-C5	-5.15	126.03	128.60
36	1	2606	G	C6-C5-N7	-5.15	127.31	130.40
1	6	144	U	O4'-C1'-N1	5.15	112.32	108.20
36	1	760	G	O4'-C1'-N9	5.15	112.32	108.20

Continued on next page...

Continued from previous page...

Mol	Chain	Res	Type	Atoms	Z	Observed(°)	Ideal(°)
36	1	1002	A	C8-N9-C4	5.15	107.86	105.80
36	1	1435	A	C8-N9-C4	-5.15	103.74	105.80
1	6	1293	U	N3-C4-C5	5.15	117.69	114.60
36	5	519	A	C6-C5-N7	-5.15	128.70	132.30
36	5	1331	U	N3-C4-C5	5.15	117.69	114.60
36	5	2719	U	O4'-C1'-N1	5.15	112.32	108.20
36	1	2927	C	OP2-P-O3'	5.15	116.52	105.20
36	5	883	A	OP1-P-OP2	-5.15	111.88	119.60
36	5	919	U	OP1-P-OP2	-5.15	111.88	119.60
36	5	1177	G	O4'-C1'-N9	5.15	112.32	108.20
36	5	1322	U	N3-C4-O4	-5.15	115.80	119.40
36	5	2757	U	C2-N3-C4	-5.15	123.91	127.00
36	1	2306	C	C6-N1-C2	-5.14	118.24	120.30
36	1	2850	G	O5'-P-OP2	-5.14	101.07	105.70
38	4	51	G	N9-C4-C5	-5.14	103.34	105.40
36	5	993	G	O4'-C1'-N9	5.14	112.31	108.20
36	5	1003	A	C8-N9-C4	5.14	107.86	105.80
36	5	1392	G	N3-C4-N9	5.14	129.09	126.00
36	5	1412	G	C8-N9-C4	-5.14	104.34	106.40
36	1	1168	U	C2-N1-C1'	5.14	123.87	117.70
36	1	1509	A	N1-C6-N6	5.14	121.69	118.60
1	6	1300	A	N1-C6-N6	-5.14	115.51	118.60
1	6	1600	A	P-O3'-C3'	5.14	125.87	119.70
36	5	221	A	C8-N9-C4	5.14	107.86	105.80
36	5	988	U	C5-C4-O4	5.14	128.99	125.90
36	1	805	G	N1-C6-O6	-5.14	116.82	119.90
36	1	2166	A	C2-N3-C4	5.14	113.17	110.60
36	1	2244	A	N1-C6-N6	-5.14	115.52	118.60
36	1	2802	A	OP2-P-O3'	5.14	116.51	105.20
36	1	3009	G	OP2-P-O3'	5.14	116.51	105.20
36	5	2805	G	C8-N9-C4	5.14	108.46	106.40
1	2	795	U	N3-C2-O2	-5.14	118.60	122.20
1	2	1486	G	C4-C5-N7	5.14	112.86	110.80
36	1	676	G	N3-C4-C5	-5.14	126.03	128.60
36	1	1122	U	C2-N3-C4	-5.14	123.92	127.00
36	1	2142	A	N3-C4-C5	-5.14	123.20	126.80
36	1	2201	G	N3-C2-N2	5.14	123.50	119.90
36	1	2625	C	OP1-P-OP2	5.14	127.31	119.60
36	1	2625	C	O5'-P-OP2	-5.14	101.08	105.70
36	5	73	C	C5-C6-N1	-5.14	118.43	121.00
36	5	403	C	OP1-P-OP2	5.14	127.31	119.60
36	5	2142	A	OP1-P-O3'	5.14	116.51	105.20

Continued on next page...

Continued from previous page...

Mol	Chain	Res	Type	Atoms	Z	Observed(°)	Ideal(°)
36	5	3005	A	C4-C5-N7	-5.14	108.13	110.70
36	1	1120	A	N1-C6-N6	-5.14	115.52	118.60
36	1	1494	U	C6-N1-C2	5.14	124.08	121.00
36	5	2819	A	OP1-P-OP2	-5.14	111.89	119.60
36	5	3096	C	C2-N3-C4	-5.14	117.33	119.90
1	2	551	G	C4-C5-N7	5.14	112.86	110.80
36	1	664	U	C5-C4-O4	-5.14	122.82	125.90
36	1	2148	U	C5-C6-N1	-5.14	120.13	122.70
36	1	2747	A	C5-C6-N6	5.14	127.81	123.70
36	5	423	A	C5-N7-C8	5.14	106.47	103.90
36	5	1148	G	N7-C8-N9	-5.14	110.53	113.10
1	2	1096	C	C6-N1-C1'	-5.13	114.64	120.80
36	1	600	G	N3-C4-C5	-5.13	126.03	128.60
1	6	87	C	N1-C2-N3	5.13	122.80	119.20
1	6	351	C	N3-C2-O2	-5.13	118.31	121.90
1	6	1139	A	N1-C6-N6	-5.13	115.52	118.60
36	5	3309	G	C8-N9-C1'	-5.13	120.33	127.00
1	6	1743	U	OP2-P-O3'	5.13	116.49	105.20
36	1	1480	G	C4-C5-N7	5.13	112.85	110.80
36	1	2175	U	C5-C6-N1	-5.13	120.13	122.70
1	6	352	A	N1-C6-N6	-5.13	115.52	118.60
1	6	543	C	C4-C5-C6	-5.13	114.83	117.40
1	2	1600	A	OP1-P-O3'	5.13	116.49	105.20
36	1	80	G	N1-C6-O6	-5.13	116.82	119.90
36	1	2374	C	C6-N1-C2	-5.13	118.25	120.30
36	1	2719	U	N1-C2-N3	5.13	117.98	114.90
1	6	965	U	N3-C2-O2	-5.13	118.61	122.20
36	5	392	G	C5-C6-O6	-5.13	125.52	128.60
36	5	1161	G	C5-C6-N1	5.13	114.06	111.50
1	2	736	C	C5-C6-N1	5.13	123.56	121.00
36	1	660	A	N1-C2-N3	-5.13	126.74	129.30
36	1	2334	U	O5'-P-OP2	-5.13	101.08	105.70
1	6	359	A	C8-N9-C4	5.13	107.85	105.80
36	5	2346	C	N3-C4-C5	5.13	123.95	121.90
36	1	2605	G	N1-C2-N2	5.13	120.81	116.20
36	5	676	G	OP2-P-O3'	5.13	116.48	105.20
36	5	1330	A	C5-C6-N6	-5.13	119.60	123.70
36	5	1491	A	OP2-P-O3'	5.13	116.48	105.20
36	5	2621	G	N1-C6-O6	5.13	122.98	119.90
36	5	2969	A	N1-C2-N3	-5.13	126.74	129.30
36	5	3095	U	N3-C4-O4	-5.13	115.81	119.40
36	5	1405	U	C2-N3-C4	-5.12	123.92	127.00

Continued on next page...

Continued from previous page...

Mol	Chain	Res	Type	Atoms	Z	Observed(°)	Ideal(°)
1	2	1596	C	C2-N1-C1'	5.12	124.44	118.80
36	1	659	G	N1-C2-N2	-5.12	111.59	116.20
36	1	985	U	N1-C2-N3	-5.12	111.83	114.90
36	1	1157	G	C4-C5-N7	-5.12	108.75	110.80
36	1	2621	G	C5-C6-O6	-5.12	125.53	128.60
36	1	2758	A	N7-C8-N9	-5.12	111.24	113.80
36	5	926	A	N1-C6-N6	5.12	121.67	118.60
36	1	1399	A	C6-N1-C2	5.12	121.67	118.60
36	1	2395	G	N7-C8-N9	-5.12	110.54	113.10
36	1	3280	U	O4'-C1'-N1	5.12	112.30	108.20
38	4	30	C	C6-N1-C2	-5.12	118.25	120.30
1	6	1190	C	C6-N1-C2	5.12	122.35	120.30
36	5	186	U	N1-C2-O2	5.12	126.39	122.80
36	5	679	U	N1-C2-N3	5.12	117.97	114.90
36	5	3309	G	C8-N9-C4	-5.12	104.35	106.40
37	7	103	A	N1-C6-N6	5.12	121.67	118.60
38	8	125	U	C2-N1-C1'	5.12	123.85	117.70
1	2	1456	C	C4-C5-C6	5.12	119.96	117.40
36	1	2952	G	C5-N7-C8	-5.12	101.74	104.30
36	5	1047	A	C5-C6-N6	-5.12	119.60	123.70
36	1	1468	A	OP1-P-OP2	5.12	127.28	119.60
36	5	2136	C	C4-C5-C6	5.12	119.96	117.40
1	2	322	G	OP1-P-O3'	5.12	116.46	105.20
1	2	367	A	N1-C6-N6	5.12	121.67	118.60
36	1	3110	C	C6-N1-C2	-5.12	118.25	120.30
1	6	1418	G	N9-C4-C5	-5.12	103.35	105.40
36	5	3142	A	O5'-P-OP1	-5.12	101.09	105.70
1	2	1559	A	C4-C5-N7	5.12	113.26	110.70
36	1	439	C	N3-C4-N4	5.12	121.58	118.00
36	1	2177	G	C5-C6-N1	5.12	114.06	111.50
1	6	987	G	C5-C6-O6	-5.12	125.53	128.60
36	5	33	G	C5-C6-N1	5.12	114.06	111.50
36	5	407	A	N7-C8-N9	5.12	116.36	113.80
36	5	679	U	C5-C4-O4	5.12	128.97	125.90
36	5	1327	C	N3-C2-O2	-5.12	118.32	121.90
36	5	1374	G	N1-C2-N2	-5.12	111.60	116.20
36	5	1377	G	C8-N9-C4	-5.12	104.35	106.40
36	5	1906	G	N1-C2-N3	5.12	126.97	123.90
36	5	1911	A	N1-C6-N6	5.12	121.67	118.60
36	5	1933	A	N1-C6-N6	5.12	121.67	118.60
36	5	2340	U	C2-N3-C4	-5.12	123.93	127.00
36	5	2892	A	C5-C6-N6	5.12	127.79	123.70

Continued on next page...

Continued from previous page...

Mol	Chain	Res	Type	Atoms	Z	Observed(°)	Ideal(°)
36	5	3287	U	C2-N1-C1'	5.12	123.84	117.70
40	l3	3	HIS	N-CA-C	-5.12	97.19	111.00
36	1	426	G	N3-C4-C5	-5.11	126.04	128.60
36	1	505	G	N3-C4-N9	-5.11	122.93	126.00
36	1	1716	U	P-O3'-C3'	5.11	125.84	119.70
36	1	2153	U	N3-C2-O2	-5.11	118.62	122.20
36	1	2385	G	C2-N3-C4	-5.11	109.34	111.90
36	1	3056	U	N1-C2-O2	-5.11	119.22	122.80
38	4	125	U	C6-N1-C1'	-5.11	114.04	121.20
36	5	1154	A	N1-C6-N6	-5.11	115.53	118.60
36	5	2246	G	N1-C6-O6	-5.11	116.83	119.90
36	5	2707	C	C6-N1-C2	5.11	122.34	120.30
1	2	543	C	N1-C2-O2	5.11	121.97	118.90
1	2	737	A	O4'-C1'-N9	5.11	112.29	108.20
36	5	3141	A	C8-N9-C4	-5.11	103.75	105.80
36	1	706	A	C2-N3-C4	-5.11	108.05	110.60
36	1	1901	A	C2-N3-C4	5.11	113.16	110.60
1	6	158	U	C5-C4-O4	-5.11	122.83	125.90
36	5	1152	G	C8-N9-C4	-5.11	104.36	106.40
36	5	2606	G	N1-C6-O6	-5.11	116.83	119.90
36	5	3200	G	N1-C6-O6	5.11	122.97	119.90
36	1	1055	A	C8-N9-C4	5.11	107.84	105.80
1	6	1280	C	C6-N1-C2	-5.11	118.26	120.30
1	2	30	G	C5-C6-O6	-5.11	125.53	128.60
36	1	821	U	N3-C4-O4	-5.11	115.83	119.40
36	1	1480	G	C5-C6-O6	-5.11	125.53	128.60
1	6	891	A	C8-N9-C4	5.11	107.84	105.80
36	5	363	G	OP1-P-O3'	5.11	116.44	105.20
36	5	927	C	N3-C4-C5	5.11	123.94	121.90
36	5	1101	G	N3-C2-N2	5.11	123.47	119.90
36	5	3096	C	C4-C5-C6	5.11	119.95	117.40
18	C6	40	GLU	C-N-CD	-5.11	109.37	120.60
36	1	44	U	N3-C4-O4	-5.11	115.83	119.40
36	1	3041	U	N3-C2-O2	5.11	125.77	122.20
36	1	3129	A	C8-N9-C4	5.11	107.84	105.80
36	1	3334	U	N1-C2-N3	5.11	117.96	114.90
36	1	3361	G	N3-C2-N2	5.11	123.47	119.90
1	6	1749	A	N9-C4-C5	-5.11	103.76	105.80
36	5	1206	G	C5-C6-O6	5.11	131.66	128.60
36	5	1901	A	C8-N9-C1'	-5.11	118.51	127.70
36	5	1931	U	N3-C2-O2	5.11	125.77	122.20
36	5	2524	A	C3'-C2'-C1'	-5.11	97.42	101.50

Continued on next page...

Continued from previous page...

Mol	Chain	Res	Type	Atoms	Z	Observed(°)	Ideal(°)
36	5	2531	C	C2-N1-C1'	5.11	124.42	118.80
36	1	74	G	N1-C6-O6	-5.10	116.84	119.90
36	1	422	A	C5-C6-N1	5.10	120.25	117.70
36	1	2642	A	OP2-P-O3'	5.10	116.43	105.20
1	6	647	G	N1-C2-N2	5.10	120.79	116.20
36	1	304	G	N3-C2-N2	-5.10	116.33	119.90
36	1	2314	U	C6-N1-C1'	-5.10	114.06	121.20
36	1	2879	C	N1-C2-O2	-5.10	115.84	118.90
36	5	712	G	N3-C4-C5	-5.10	126.05	128.60
36	5	2323	G	C5-C6-O6	5.10	131.66	128.60
36	5	2342	U	N3-C4-C5	5.10	117.66	114.60
36	5	2892	A	N9-C4-C5	5.10	107.84	105.80
59	n3	42	SER	N-CA-C	5.10	124.78	111.00
36	1	101	G	O4'-C1'-N9	5.10	112.28	108.20
36	1	1313	G	C5-N7-C8	-5.10	101.75	104.30
54	M8	99	THR	N-CA-C	5.10	124.77	111.00
1	6	1172	G	O5'-P-OP1	-5.10	101.11	105.70
36	5	416	A	OP2-P-O3'	5.10	116.42	105.20
36	1	3109	G	C5-C6-N1	5.10	114.05	111.50
1	6	17	C	N3-C2-O2	-5.10	118.33	121.90
36	5	3124	G	N9-C4-C5	5.10	107.44	105.40
38	8	26	U	OP2-P-O3'	5.10	116.42	105.20
1	2	427	C	N3-C2-O2	-5.10	118.33	121.90
1	2	1793	G	N1-C6-O6	-5.10	116.84	119.90
36	1	1102	A	OP1-P-O3'	5.10	116.41	105.20
36	1	1333	C	O5'-P-OP1	5.10	116.82	110.70
36	1	2953	U	N1-C2-O2	-5.10	119.23	122.80
37	7	41	G	N3-C2-N2	5.10	123.47	119.90
1	2	360	A	C4-C5-C6	-5.10	114.45	117.00
36	1	1371	G	N7-C8-N9	-5.10	110.55	113.10
37	3	47	C	O5'-P-OP2	-5.10	101.11	105.70
38	4	148	G	N3-C2-N2	5.10	123.47	119.90
36	5	726	G	N9-C4-C5	-5.10	103.36	105.40
36	5	2618	G	N3-C4-N9	5.10	129.06	126.00
1	2	1217	A	O4'-C1'-N9	-5.09	104.12	108.20
1	2	1629	G	N1-C2-N2	-5.09	111.61	116.20
36	1	2142	A	C2-N3-C4	5.09	113.15	110.60
36	1	2202	C	O5'-P-OP2	5.09	116.81	110.70
36	5	2145	A	C5-C6-N1	5.09	120.25	117.70
1	2	158	U	N3-C2-O2	-5.09	118.64	122.20
36	1	2817	A	O5'-P-OP2	5.09	116.81	110.70
36	5	966	U	O5'-P-OP2	-5.09	101.12	105.70

Continued on next page...

Continued from previous page...

Mol	Chain	Res	Type	Atoms	Z	Observed(°)	Ideal(°)
36	5	971	G	N3-C2-N2	-5.09	116.34	119.90
36	5	1147	G	OP2-P-O3'	5.09	116.40	105.20
36	5	2171	G	C5-C6-O6	5.09	131.66	128.60
36	5	2355	G	C5-C6-N1	5.09	114.05	111.50
36	5	2403	G	N3-C4-N9	5.09	129.06	126.00
36	5	2878	G	C4-C5-C6	-5.09	115.75	118.80
1	2	453	U	C6-N1-C1'	-5.09	114.07	121.20
36	1	212	G	C5-N7-C8	5.09	106.84	104.30
36	1	421	G	C5-C6-N1	5.09	114.05	111.50
36	1	1148	G	N3-C2-N2	5.09	123.46	119.90
36	1	1555	U	OP2-P-O3'	5.09	116.40	105.20
36	1	1908	A	C8-N9-C4	5.09	107.84	105.80
1	6	864	U	C5-C4-O4	5.09	128.95	125.90
1	6	1796	C	C5-C6-N1	-5.09	118.45	121.00
36	5	975	C	OP1-P-OP2	5.09	127.23	119.60
36	5	1113	G	N1-C2-N3	5.09	126.95	123.90
36	5	3141	A	C4-C5-C6	5.09	119.55	117.00
36	1	910	G	C4-C5-N7	-5.09	108.77	110.80
36	1	1184	A	C2-N3-C4	-5.09	108.06	110.60
36	1	1204	A	N1-C6-N6	5.09	121.65	118.60
36	1	1929	G	N9-C4-C5	-5.09	103.36	105.40
1	6	1185	U	N1-C2-O2	5.09	126.36	122.80
1	6	1742	U	OP2-P-O3'	5.09	116.39	105.20
36	5	104	G	C5-C6-O6	-5.09	125.55	128.60
36	5	948	C	OP1-P-OP2	-5.09	111.97	119.60
1	2	359	A	N9-C4-C5	-5.09	103.77	105.80
36	1	60	A	C5-C6-N6	-5.09	119.63	123.70
36	1	76	G	C4-N9-C1'	5.09	133.11	126.50
36	1	217	U	N1-C2-N3	5.09	117.95	114.90
36	1	1399	A	C5-C6-N1	-5.09	115.16	117.70
36	1	2138	A	N9-C4-C5	5.09	107.83	105.80
36	1	3344	A	N1-C6-N6	5.09	121.65	118.60
1	6	977	A	C5-C6-N6	-5.09	119.63	123.70
68	o2	24	ARG	NE-CZ-NH1	-5.09	117.76	120.30
36	1	1467	A	N9-C4-C5	5.08	107.83	105.80
1	6	1091	A	C5-C6-N1	-5.08	115.16	117.70
36	5	1343	A	C2-N3-C4	-5.08	108.06	110.60
37	7	35	C	O5'-P-OP1	5.08	116.80	110.70
37	7	53	U	N1-C2-O2	-5.08	119.24	122.80
36	1	53	G	C5-C6-N1	5.08	114.04	111.50
36	1	118	U	C2-N3-C4	-5.08	123.95	127.00
36	1	709	A	C5-C6-N6	-5.08	119.63	123.70

Continued on next page...

Continued from previous page...

Mol	Chain	Res	Type	Atoms	Z	Observed(°)	Ideal(°)
36	1	1319	G	N7-C8-N9	-5.08	110.56	113.10
36	1	1859	A	O5'-P-OP2	-5.08	101.12	105.70
36	1	2651	G	C6-C5-N7	5.08	133.45	130.40
36	5	1158	A	N1-C6-N6	5.08	121.65	118.60
36	5	2169	G	N1-C6-O6	-5.08	116.85	119.90
36	5	3366	G	N3-C4-C5	-5.08	126.06	128.60
38	8	6	U	C5-C4-O4	-5.08	122.85	125.90
68	o2	43	ARG	NE-CZ-NH1	5.08	122.84	120.30
1	2	1144	U	O5'-P-OP1	-5.08	101.13	105.70
1	2	1602	C	N3-C4-C5	5.08	123.93	121.90
36	1	1831	U	C5-C4-O4	5.08	128.95	125.90
36	1	2651	G	N9-C4-C5	5.08	107.43	105.40
36	5	3012	A	OP2-P-O3'	5.08	116.38	105.20
36	1	434	U	N1-C2-O2	5.08	126.36	122.80
1	6	92	A	C8-N9-C4	5.08	107.83	105.80
1	6	1293	U	C5-C6-N1	-5.08	120.16	122.70
36	5	107	A	N1-C6-N6	-5.08	115.55	118.60
1	2	1745	G	C6-C5-N7	-5.08	127.35	130.40
36	1	60	A	N9-C4-C5	-5.08	103.77	105.80
36	1	1838	G	N3-C4-N9	5.08	129.05	126.00
38	4	51	G	C5-C6-O6	-5.08	125.55	128.60
36	5	1294	A	OP2-P-O3'	5.08	116.37	105.20
36	5	2968	G	N1-C6-O6	-5.08	116.85	119.90
36	1	111	C	C2-N3-C4	-5.08	117.36	119.90
36	1	2316	G	O5'-P-OP2	-5.08	101.13	105.70
6	s4	38	LEU	CA-CB-CG	5.08	126.98	115.30
36	5	873	C	P-O3'-C3'	5.08	125.79	119.70
41	l4	206	LEU	CA-CB-CG	5.08	126.98	115.30
36	1	1127	G	N3-C4-C5	5.08	131.14	128.60
36	1	3094	A	C5-C6-N1	5.08	120.24	117.70
1	6	305	C	C6-N1-C1'	5.08	126.89	120.80
36	5	389	A	N9-C4-C5	5.08	107.83	105.80
36	5	2860	U	C4-C5-C6	-5.08	116.66	119.70
36	1	286	U	N3-C2-O2	-5.07	118.65	122.20
36	1	779	G	N3-C4-N9	5.07	129.04	126.00
36	1	2747	A	N9-C4-C5	5.07	107.83	105.80
1	6	1509	C	N1-C2-O2	5.07	121.94	118.90
1	6	1681	A	O4'-C1'-N9	5.07	112.26	108.20
1	6	1751	C	C6-N1-C2	5.07	122.33	120.30
36	5	644	G	C5-N7-C8	5.07	106.84	104.30
36	5	674	G	C2-N3-C4	-5.07	109.36	111.90
36	5	2208	A	O4'-C1'-N9	5.07	112.26	108.20

Continued on next page...

Continued from previous page...

Mol	Chain	Res	Type	Atoms	Z	Observed(°)	Ideal(°)
1	6	626	U	OP1-P-O3'	5.07	116.36	105.20
36	5	2287	C	N3-C4-N4	-5.07	114.45	118.00
36	1	786	A	C5-N7-C8	5.07	106.44	103.90
38	4	23	U	C2-N3-C4	-5.07	123.96	127.00
38	4	28	C	C2-N1-C1'	5.07	124.38	118.80
36	5	644	G	N9-C4-C5	5.07	107.43	105.40
36	5	1207	G	C5-C6-N1	5.07	114.03	111.50
36	5	1368	U	C2-N3-C4	-5.07	123.96	127.00
36	5	1400	G	N3-C4-C5	-5.07	126.06	128.60
36	1	805	G	C6-N1-C2	-5.07	122.06	125.10
36	1	1136	A	C6-N1-C2	-5.07	115.56	118.60
1	2	1773	C	C2-N1-C1'	5.07	124.37	118.80
36	1	1000	C	N3-C4-C5	5.07	123.93	121.90
1	6	1781	A	C8-N9-C4	-5.07	103.77	105.80
36	5	291	C	N3-C4-N4	-5.07	114.45	118.00
36	5	2829	U	N3-C2-O2	-5.07	118.65	122.20
36	5	3309	G	N7-C8-N9	5.07	115.63	113.10
1	2	551	G	C5-N7-C8	-5.07	101.77	104.30
1	2	704	C	N3-C2-O2	-5.07	118.36	121.90
36	1	712	G	N7-C8-N9	-5.07	110.57	113.10
36	1	934	G	C6-C5-N7	-5.07	127.36	130.40
37	3	81	U	C6-N1-C1'	-5.07	114.11	121.20
1	6	782	U	N1-C2-O2	5.07	126.35	122.80
1	6	1000	C	C2-N3-C4	-5.07	117.37	119.90
1	2	6	G	N3-C4-C5	-5.06	126.07	128.60
1	2	1339	C	OP1-P-O3'	5.06	116.34	105.20
36	1	908	G	C8-N9-C1'	-5.06	120.42	127.00
36	1	1183	C	N3-C4-C5	5.06	123.93	121.90
45	L8	65	LEU	CA-CB-CG	5.06	126.95	115.30
1	6	1	U	N3-C2-O2	-5.06	118.66	122.20
1	6	1473	U	N1-C2-O2	5.06	126.34	122.80
1	2	1536	G	C4-N9-C1'	5.06	133.08	126.50
36	1	3302	U	C6-N1-C2	5.06	124.04	121.00
36	5	85	A	N1-C6-N6	5.06	121.64	118.60
36	5	682	U	C5-C6-N1	-5.06	120.17	122.70
36	5	952	A	C4-C5-N7	5.06	113.23	110.70
36	5	1047	A	N1-C6-N6	5.06	121.64	118.60
36	5	1284	C	P-O3'-C3'	5.06	125.78	119.70
36	5	2179	C	O5'-P-OP1	-5.06	101.14	105.70
36	5	2307	G	N3-C2-N2	5.06	123.44	119.90
1	2	98	U	C6-N1-C2	5.06	124.04	121.00
1	2	1399	C	C2-N1-C1'	5.06	124.37	118.80

Continued on next page...

Continued from previous page...

Mol	Chain	Res	Type	Atoms	Z	Observed(°)	Ideal(°)
36	1	2369	G	C2-N3-C4	5.06	114.43	111.90
1	6	1164	G	N3-C4-N9	5.06	129.04	126.00
36	5	361	A	N9-C4-C5	5.06	107.82	105.80
36	5	648	C	C5-C4-N4	-5.06	116.66	120.20
36	1	42	C	O5'-P-OP2	5.06	116.77	110.70
36	1	1380	G	N3-C4-C5	5.06	131.13	128.60
36	1	2405	C	N3-C2-O2	-5.06	118.36	121.90
36	5	1239	C	C5-C6-N1	5.06	123.53	121.00
36	5	1319	G	N1-C2-N2	-5.06	111.65	116.20
36	5	2250	G	N1-C6-O6	-5.06	116.86	119.90
36	5	3218	A	C2-N3-C4	-5.06	108.07	110.60
37	7	71	G	OP2-P-O3'	5.06	116.33	105.20
38	8	132	G	N9-C4-C5	5.06	107.42	105.40
38	8	132	G	N1-C6-O6	-5.06	116.86	119.90
36	1	835	G	N9-C4-C5	-5.06	103.38	105.40
36	1	1163	A	O5'-P-OP2	-5.06	101.15	105.70
36	1	2759	U	N1-C2-N3	5.06	117.94	114.90
1	6	1755	A	C5-N7-C8	-5.06	101.37	103.90
36	5	911	C	N3-C4-N4	5.06	121.54	118.00
36	5	1786	G	C5-C6-O6	-5.06	125.56	128.60
36	5	2852	C	O5'-P-OP1	5.06	116.77	110.70
36	1	1409	G	N9-C4-C5	5.06	107.42	105.40
36	1	2964	G	C5-C6-O6	-5.06	125.57	128.60
36	5	2167	A	N9-C4-C5	5.06	107.82	105.80
1	2	15	U	C6-N1-C2	-5.05	117.97	121.00
1	2	30	G	N1-C6-O6	5.05	122.93	119.90
36	1	1346	G	O5'-P-OP2	-5.05	101.15	105.70
36	1	2182	A	O5'-P-OP1	-5.05	101.15	105.70
36	1	2403	G	N3-C4-N9	5.05	129.03	126.00
36	1	2794	G	N1-C6-O6	-5.05	116.87	119.90
1	6	639	U	O4'-C1'-N1	5.05	112.24	108.20
1	6	993	A	O5'-P-OP2	-5.05	101.15	105.70
1	6	1114	G	C5-C6-N1	5.05	114.03	111.50
1	6	1456	C	N3-C2-O2	-5.05	118.36	121.90
1	6	1673	G	N3-C4-C5	-5.05	126.07	128.60
36	5	2191	U	N3-C4-O4	-5.05	115.86	119.40
36	5	3095	U	N3-C4-C5	5.05	117.63	114.60
36	5	3333	G	N1-C6-O6	5.05	122.93	119.90
36	1	2752	U	C5-C6-N1	-5.05	120.17	122.70
36	5	528	U	N3-C2-O2	-5.05	118.66	122.20
36	5	2954	U	C5-C4-O4	-5.05	122.87	125.90
36	1	1444	G	C5-C6-O6	-5.05	125.57	128.60

Continued on next page...

Continued from previous page...

Mol	Chain	Res	Type	Atoms	Z	Observed(°)	Ideal(°)
36	1	1520	G	C5-N7-C8	5.05	106.83	104.30
36	1	2305	G	N1-C6-O6	5.05	122.93	119.90
36	1	2698	G	OP1-P-OP2	5.05	127.18	119.60
1	6	17	C	N1-C2-O2	5.05	121.93	118.90
36	1	190	U	C5-C6-N1	-5.05	120.18	122.70
36	1	2144	A	C5-C6-N1	5.05	120.22	117.70
36	1	3078	U	N3-C2-O2	-5.05	118.67	122.20
1	6	142	G	C6-C5-N7	-5.05	127.37	130.40
36	5	2816	G	C2-N3-C4	5.05	114.42	111.90
36	1	54	C	C6-N1-C2	5.05	122.32	120.30
36	1	1131	G	OP1-P-OP2	5.05	127.17	119.60
36	1	2222	A	N1-C6-N6	-5.05	115.57	118.60
36	5	2877	G	N3-C2-N2	5.05	123.43	119.90
38	8	25	G	O5'-P-OP1	5.05	116.76	110.70
36	1	1349	G	N3-C2-N2	5.05	123.43	119.90
36	1	1855	U	N3-C2-O2	-5.05	118.67	122.20
36	1	2424	A	C4-C5-N7	5.05	113.22	110.70
36	1	2522	G	N7-C8-N9	5.05	115.62	113.10
36	1	2598	G	C2-N3-C4	5.05	114.42	111.90
36	1	2875	U	N3-C4-O4	5.05	122.93	119.40
36	1	2950	G	N7-C8-N9	5.05	115.62	113.10
36	1	3362	A	C8-N9-C4	-5.05	103.78	105.80
38	4	25	G	C5-C6-O6	5.05	131.63	128.60
36	5	1116	G	OP2-P-O3'	5.05	116.30	105.20
36	5	2364	G	N9-C4-C5	5.05	107.42	105.40
37	7	70	U	OP2-P-O3'	5.05	116.30	105.20
36	1	939	U	N3-C4-O4	5.04	122.93	119.40
36	1	1895	A	OP1-P-O3'	5.04	116.30	105.20
36	1	1911	A	N9-C4-C5	-5.04	103.78	105.80
36	5	112	U	O4'-C1'-N1	5.04	112.24	108.20
36	5	1399	A	N1-C6-N6	5.04	121.63	118.60
36	1	934	G	O5'-P-OP1	-5.04	101.16	105.70
36	1	1520	G	C2-N3-C4	5.04	114.42	111.90
36	5	295	A	C2-N3-C4	-5.04	108.08	110.60
36	5	1306	G	N3-C4-N9	5.04	129.03	126.00
36	5	1435	A	P-O3'-C3'	5.04	125.75	119.70
36	5	2257	C	P-O3'-C3'	5.04	125.75	119.70
36	1	90	C	N1-C2-O2	5.04	121.92	118.90
36	1	295	A	C8-N9-C4	-5.04	103.78	105.80
36	1	780	A	N1-C6-N6	-5.04	115.58	118.60
36	5	280	U	N3-C4-C5	5.04	117.62	114.60
36	5	1858	A	C8-N9-C4	-5.04	103.78	105.80

Continued on next page...

Continued from previous page...

Mol	Chain	Res	Type	Atoms	Z	Observed(°)	Ideal(°)
36	5	2301	U	O5'-P-OP2	-5.04	101.16	105.70
1	6	1092	A	N9-C4-C5	-5.04	103.78	105.80
36	5	2297	U	O5'-P-OP2	-5.04	101.16	105.70
37	7	47	C	N3-C2-O2	-5.04	118.37	121.90
1	2	1291	G	N1-C6-O6	5.04	122.92	119.90
36	1	422	A	N1-C6-N6	-5.04	115.58	118.60
36	1	2349	U	C2-N1-C1'	5.04	123.75	117.70
36	1	2651	G	C4-C5-N7	-5.04	108.78	110.80
36	5	419	G	N3-C4-N9	5.04	129.02	126.00
36	5	1177	G	N3-C4-N9	-5.04	122.98	126.00
36	5	1902	G	C5-C6-N1	5.04	114.02	111.50
36	5	2296	A	C8-N9-C4	-5.04	103.78	105.80
36	5	2393	G	O5'-P-OP1	5.04	116.75	110.70
38	8	25	G	N3-C4-C5	-5.04	126.08	128.60
1	6	308	C	C6-N1-C1'	5.04	126.84	120.80
1	2	970	A	OP2-P-O3'	5.04	116.28	105.20
36	1	88	A	N1-C6-N6	5.04	121.62	118.60
36	1	2537	U	P-O3'-C3'	5.04	125.74	119.70
1	6	609	U	C4-C5-C6	5.04	122.72	119.70
36	5	692	A	N1-C2-N3	-5.04	126.78	129.30
36	1	227	G	N1-C6-O6	5.03	122.92	119.90
36	1	1145	G	C5-C6-N1	5.03	114.02	111.50
36	1	1407	A	N1-C2-N3	-5.03	126.78	129.30
36	1	2249	G	C5-C6-N1	5.03	114.02	111.50
36	1	2954	U	N3-C2-O2	5.03	125.72	122.20
36	1	3214	U	O5'-P-OP2	-5.03	101.17	105.70
1	6	331	A	OP1-P-O3'	5.03	116.28	105.20
1	6	1399	C	C5-C6-N1	5.03	123.52	121.00
1	6	1771	U	C2-N3-C4	-5.03	123.98	127.00
36	5	3010	U	N3-C2-O2	-5.03	118.68	122.20
36	1	990	U	C5-C4-O4	-5.03	122.88	125.90
36	1	3200	G	C4-C5-N7	-5.03	108.79	110.80
36	5	2608	G	OP2-P-O3'	5.03	116.27	105.20
36	1	1420	C	N3-C4-N4	-5.03	114.48	118.00
36	1	2916	U	C5-C4-O4	-5.03	122.88	125.90
36	1	3268	A	C2-N3-C4	-5.03	108.08	110.60
38	4	28	C	C6-N1-C1'	-5.03	114.76	120.80
1	6	163	G	C4-N9-C1'	-5.03	119.96	126.50
1	6	1187	U	N3-C2-O2	-5.03	118.68	122.20
36	5	2990	G	N3-C4-N9	5.03	129.02	126.00
61	n5	115	ARG	NE-CZ-NH1	5.03	122.81	120.30
36	1	2152	A	C5-C6-N6	5.03	127.72	123.70

Continued on next page...

Continued from previous page...

Mol	Chain	Res	Type	Atoms	Z	Observed(°)	Ideal(°)
36	5	1421	G	N3-C4-N9	-5.03	122.98	126.00
36	1	681	U	N3-C2-O2	5.03	125.72	122.20
36	1	2818	U	C4-C5-C6	-5.03	116.68	119.70
36	1	3057	U	N1-C2-N3	5.03	117.92	114.90
1	6	403	G	N9-C4-C5	-5.03	103.39	105.40
36	5	1440	G	N1-C6-O6	-5.03	116.88	119.90
36	5	2288	G	C6-N1-C2	-5.03	122.08	125.10
36	5	2399	A	O5'-P-OP2	-5.03	101.17	105.70
36	5	2945	G	C8-N9-C4	5.03	108.41	106.40
1	2	736	C	C2-N1-C1'	5.03	124.33	118.80
36	1	2885	C	C5-C6-N1	-5.03	118.49	121.00
1	6	926	A	C8-N9-C4	5.03	107.81	105.80
1	2	1035	G	N1-C6-O6	-5.02	116.89	119.90
36	1	2957	G	N7-C8-N9	-5.02	110.59	113.10
36	1	57	A	C8-N9-C4	5.02	107.81	105.80
36	1	1507	G	C4-C5-N7	-5.02	108.79	110.80
36	1	1911	A	C4-C5-N7	5.02	113.21	110.70
1	6	96	G	C8-N9-C4	-5.02	104.39	106.40
1	2	1783	C	O5'-P-OP1	5.02	116.72	110.70
36	1	200	C	C6-N1-C1'	-5.02	114.78	120.80
36	1	2323	G	N1-C6-O6	-5.02	116.89	119.90
36	1	2799	A	C4-C5-C6	5.02	119.51	117.00
36	1	3047	U	N3-C2-O2	-5.02	118.69	122.20
38	4	30	C	OP1-P-OP2	5.02	127.13	119.60
43	L6	77	ARG	NE-CZ-NH2	-5.02	117.79	120.30
36	5	368	G	N3-C2-N2	-5.02	116.39	119.90
36	5	3197	G	N1-C6-O6	5.02	122.91	119.90
36	1	93	C	C6-N1-C2	-5.02	118.29	120.30
36	1	874	U	C4-C5-C6	-5.02	116.69	119.70
36	1	1048	A	C4-C5-C6	-5.02	114.49	117.00
36	1	1555	U	N1-C2-O2	-5.02	119.29	122.80
36	1	2953	U	N1-C2-N3	5.02	117.91	114.90
36	5	74	G	N1-C6-O6	-5.02	116.89	119.90
36	5	1174	G	OP2-P-O3'	5.02	116.24	105.20
36	5	1335	C	N1-C2-O2	-5.02	115.89	118.90
36	5	3172	A	C8-N9-C4	5.02	107.81	105.80
37	7	81	U	N1-C2-O2	5.02	126.31	122.80
36	1	280	U	N3-C4-O4	5.02	122.91	119.40
1	6	378	A	N1-C6-N6	5.02	121.61	118.60
1	6	1032	G	N7-C8-N9	-5.02	110.59	113.10
36	5	26	A	N7-C8-N9	-5.02	111.29	113.80
36	5	103	G	N3-C4-N9	-5.02	122.99	126.00

Continued on next page...

Continued from previous page...

Mol	Chain	Res	Type	Atoms	Z	Observed(°)	Ideal(°)
36	5	3188	G	N1-C6-O6	-5.02	116.89	119.90
1	2	469	C	N1-C2-O2	-5.01	115.89	118.90
36	1	2309	A	C5-C6-N6	-5.01	119.69	123.70
39	L2	207	VAL	CB-CA-C	-5.01	101.87	111.40
1	6	454	U	O5'-P-OP2	-5.01	101.19	105.70
36	5	2179	C	C6-N1-C2	5.01	122.31	120.30
36	5	2383	C	N3-C4-C5	-5.01	119.89	121.90
36	5	2426	U	N1-C2-O2	5.01	126.31	122.80
36	5	3308	C	N1-C2-N3	5.01	122.71	119.20
36	1	2932	U	O5'-P-OP2	-5.01	101.19	105.70
36	5	1655	G	N1-C6-O6	5.01	122.91	119.90
1	2	1758	U	N3-C2-O2	-5.01	118.69	122.20
36	1	347	G	C2-N3-C4	5.01	114.41	111.90
36	1	896	A	C8-N9-C4	-5.01	103.80	105.80
36	1	944	C	C2-N3-C4	5.01	122.41	119.90
36	1	2865	U	N3-C4-C5	5.01	117.61	114.60
36	5	1604	G	C8-N9-C1'	-5.01	120.49	127.00
1	2	1291	G	C6-C5-N7	-5.01	127.39	130.40
1	2	1324	G	N3-C2-N2	-5.01	116.39	119.90
36	1	421	G	N3-C2-N2	5.01	123.41	119.90
36	1	1117	G	N1-C6-O6	5.01	122.91	119.90
36	1	1362	G	C8-N9-C4	5.01	108.40	106.40
36	5	641	C	O5'-P-OP1	-5.01	101.19	105.70
36	5	1478	C	N1-C2-O2	-5.01	115.89	118.90
36	5	1520	G	O5'-P-OP2	5.01	116.71	110.70
36	5	3102	G	N3-C4-N9	5.01	129.00	126.00
1	2	767	U	N3-C2-O2	-5.01	118.69	122.20
36	1	110	G	N9-C1'-C2'	-5.01	106.49	112.00
36	1	660	A	C2-N3-C4	5.01	113.10	110.60
36	1	1166	G	C5-C6-O6	-5.01	125.60	128.60
36	1	2797	C	C6-N1-C2	5.01	122.30	120.30
1	6	1436	A	C8-N9-C4	-5.01	103.80	105.80
36	5	1454	A	O5'-P-OP2	-5.01	101.19	105.70
36	5	1685	C	N3-C2-O2	-5.01	118.39	121.90
36	1	1336	U	N1-C2-N3	5.00	117.90	114.90
1	6	1034	C	N1-C2-O2	-5.00	115.90	118.90
1	2	1782	A	N1-C6-N6	-5.00	115.60	118.60
36	1	2189	U	N1-C2-N3	5.00	117.90	114.90
36	5	220	G	OP1-P-O3'	5.00	116.21	105.20
36	5	1412	G	C8-N9-C1'	5.00	133.50	127.00
36	5	2816	G	C4-C5-N7	-5.00	108.80	110.80
36	5	2968	G	C5-C6-O6	5.00	131.60	128.60

Continued on next page...

Continued from previous page...

Mol	Chain	Res	Type	Atoms	Z	Observed(°)	Ideal(°)
36	1	706	A	N3-C4-N9	-5.00	123.40	127.40
36	1	814	U	O5'-P-OP2	5.00	116.70	110.70
36	1	826	G	O5'-P-OP1	-5.00	101.20	105.70
36	1	2184	U	C5-C6-N1	5.00	125.20	122.70
36	1	3040	A	OP2-P-O3'	5.00	116.20	105.20
36	1	3309	G	C6-C5-N7	-5.00	127.40	130.40
1	6	1019	A	N7-C8-N9	-5.00	111.30	113.80
1	6	1789	G	C5-N7-C8	5.00	106.80	104.30
36	5	1121	U	N1-C2-O2	-5.00	119.30	122.80
36	5	1484	U	C6-N1-C2	5.00	124.00	121.00
36	5	1889	G	N3-C4-C5	-5.00	126.10	128.60
36	5	2800	G	N3-C4-C5	5.00	131.10	128.60
36	5	2905	U	N3-C4-O4	-5.00	115.90	119.40

There are no chirality outliers.

All (50) planarity outliers are listed below:

Mol	Chain	Res	Type	Group
13	C1	88	ARG	Peptide
16	C4	123	SER	Peptide
16	C4	124	ASP	Peptide
19	C7	22	PRO	Peptide
19	C7	85	VAL	Peptide
27	D5	54	VAL	Peptide
27	D5	94	LYS	Peptide
27	D5	96	SER	Peptide
28	D6	84	VAL	Peptide
28	D6	85	ARG	Peptide
28	D6	97	PRO	Peptide
39	L2	19	HIS	Peptide
43	L6	89	THR	Peptide
44	L7	157	ASN	Peptide
52	M6	110	PRO	Peptide
53	M7	120	ASN	Peptide
64	N8	30	GLY	Peptide
64	N8	93	SER	Peptide
65	N9	19	ASN	Peptide
67	O1	5	LYS	Peptide
78	Q2	29	LYS	Peptide
9	S7	31	SER	Peptide
10	S8	79	ALA	Peptide
34	SR	160	GLU	Mainchain

Continued on next page...

Continued from previous page...

Mol	Chain	Res	Type	Group
34	SR	161	LYS	Mainchain
17	c5	52	LYS	Peptide
19	c7	96	SER	Peptide
20	c8	144	ARG	Peptide
22	d0	70	THR	Peptide
25	d3	44	GLY	Peptide
81	e1	146	SER	Peptide
39	l2	143	GLU	Peptide
39	l2	171	GLY	Peptide
42	l5	271	LYS	Peptide
44	l7	192	GLY	Peptide
44	l7	226	GLY	Peptide
52	m6	110	PRO	Peptide
53	m7	66	SER	Peptide
56	n0	133	ALA	Peptide
59	n3	33	ASN	Peptide
62	n6	111	LEU	Peptide
64	n8	66	ALA	Peptide
65	n9	19	ASN	Peptide
67	o1	64	VAL	Peptide
75	o9	50	ASN	Peptide
2	s0	165	ARG	Peptide
3	s1	130	SER	Peptide
6	s4	77	ARG	Peptide
7	s5	99	MET	Peptide
9	s7	130	VAL	Peptide

5.2 Too-close contacts [i](#)

In the following table, the Non-H and H(model) columns list the number of non-hydrogen atoms and hydrogen atoms in the chain respectively. The H(added) column lists the number of hydrogen atoms added and optimized by MolProbity. The Clashes column lists the number of clashes within the asymmetric unit, whereas Symm-Clashes lists symmetry related clashes.

Mol	Chain	Non-H	H(model)	H(added)	Clashes	Symm-Clashes
1	2	37283	0	18757	754	1
1	6	38238	0	19241	711	0
2	S0	1577	0	1567	124	0
2	s0	1583	0	1578	0	0
3	S1	1709	0	1784	143	0
3	s1	1722	0	1793	0	0
4	S2	1635	0	1723	111	0

Continued on next page...

Continued from previous page...

Mol	Chain	Non-H	H(model)	H(added)	Clashes	Symm-Clashes
4	s2	1635	0	1723	0	0
5	S3	1734	0	1817	108	0
5	s3	1734	0	1817	0	0
6	S4	2068	0	2154	138	0
6	s4	2068	0	2154	0	0
7	S5	1609	0	1675	134	0
7	s5	1609	0	1675	0	0
8	S6	1799	0	1879	123	0
8	s6	1755	0	1846	0	0
9	S7	1481	0	1572	116	0
9	s7	1491	0	1578	0	0
10	S8	1489	0	1525	102	0
10	s8	1489	0	1525	0	0
11	S9	1494	0	1573	124	0
11	s9	1494	0	1573	0	0
12	C0	773	0	729	48	0
12	c0	762	0	699	0	0
13	C1	1214	0	1259	64	0
13	c1	1168	0	1231	0	0
14	C2	892	0	891	56	0
14	c2	892	0	891	0	0
15	C3	1192	0	1255	70	0
15	c3	1192	0	1255	0	0
16	C4	891	0	883	84	0
16	c4	949	0	985	0	0
17	C5	977	0	1002	66	0
17	c5	1039	0	1050	0	0
18	C6	1105	0	1166	70	0
18	c6	1111	0	1171	0	0
19	C7	926	0	930	64	0
19	c7	906	0	909	0	0
20	C8	1192	0	1222	84	0
20	c8	1192	0	1222	0	0
21	C9	1112	0	1124	90	0
21	c9	1112	0	1124	0	0
22	D0	855	0	917	79	0
22	d0	882	0	939	0	0
23	D1	684	0	672	55	0
23	d1	684	0	672	0	0
24	D2	1021	0	1060	65	0
24	d2	1021	0	1060	0	0
25	D3	1121	0	1196	68	0

Continued on next page...

Continued from previous page...

Mol	Chain	Non-H	H(model)	H(added)	Clashes	Symm-Clashes
25	d3	1121	0	1196	0	0
26	D4	1073	0	1132	70	0
26	d4	1073	0	1132	0	0
27	D5	563	0	603	56	0
27	d5	558	0	598	0	0
28	D6	769	0	814	77	0
28	d6	769	0	814	0	0
29	D7	610	0	631	34	0
29	d7	610	0	631	0	0
30	D8	497	0	535	45	0
30	d8	497	0	535	0	0
31	D9	442	0	428	29	0
31	d9	442	0	428	0	0
32	E0	475	0	525	22	0
33	E1	566	0	602	64	0
34	SR	2441	0	2395	134	1
34	sR	2442	0	2392	0	0
35	SM	1104	0	996	58	0
35	sM	680	0	607	0	0
36	1	67355	0	33847	1105	0
36	5	67376	0	33858	1051	1
37	3	2579	0	1304	38	0
37	7	2579	0	1304	37	0
38	4	3353	0	1695	56	1
38	8	3353	0	1695	56	0
39	L2	1914	0	1981	124	0
39	l2	1912	0	1976	0	0
40	L3	3075	0	3142	239	0
40	l3	3075	0	3142	0	0
41	L4	2748	0	2859	170	0
41	l4	2748	0	2859	0	0
42	L5	2375	0	2325	153	0
42	l5	2359	0	2311	0	0
43	L6	1239	0	1326	61	0
43	l6	1248	0	1339	0	0
44	L7	1784	0	1862	91	0
44	l7	1791	0	1869	0	0
45	L8	1804	0	1875	126	0
45	l8	1764	0	1821	0	0
46	L9	1518	0	1587	107	0
46	l9	1518	0	1587	0	0
47	M0	1705	0	1736	112	0

Continued on next page...

Continued from previous page...

Mol	Chain	Non-H	H(model)	H(added)	Clashes	Symm-Clashes
47	m0	1722	0	1755	0	0
48	M1	1353	0	1383	87	0
48	m1	1353	0	1383	0	0
49	M3	1543	0	1608	111	0
49	m3	1548	0	1613	0	0
50	M4	1053	0	1149	58	0
50	m4	1059	0	1154	0	0
51	M5	1720	0	1779	104	0
51	m5	1720	0	1779	0	0
52	M6	1555	0	1659	97	0
52	m6	1555	0	1659	0	0
53	M7	1420	0	1437	87	0
53	m7	1227	0	1236	0	0
54	M8	1441	0	1543	88	0
54	m8	1441	0	1543	0	0
55	M9	1521	0	1617	73	0
55	m9	1521	0	1617	0	0
56	N0	1445	0	1487	82	0
56	n0	1445	0	1487	0	0
57	N1	1276	0	1323	68	0
57	n1	1276	0	1323	0	0
58	N2	796	0	812	35	0
58	n2	778	0	791	0	0
59	N3	1003	0	1048	58	0
59	n3	1003	0	1048	0	0
60	N4	699	0	640	20	0
60	n4	1038	0	1071	0	0
61	N5	964	0	1025	48	0
61	n5	959	0	1023	0	0
62	N6	993	0	1081	59	0
62	n6	993	0	1081	0	0
63	N7	1092	0	1155	79	0
63	n7	1092	0	1155	0	0
64	N8	1173	0	1215	103	0
64	n8	1173	0	1215	0	0
65	N9	462	0	491	30	0
65	n9	462	0	491	0	0
66	O0	743	0	797	48	0
66	o0	767	0	816	0	0
67	O1	876	0	912	47	0
67	o1	883	0	918	0	0
68	O2	1020	0	1090	51	0

Continued on next page...

Continued from previous page...

Mol	Chain	Non-H	H(model)	H(added)	Clashes	Symm-Clashes
68	o2	1020	0	1090	0	0
69	O3	850	0	880	41	0
69	o3	850	0	880	0	0
70	O4	880	0	945	45	0
70	o4	880	0	945	0	0
71	O5	969	0	1078	64	0
71	o5	965	0	1067	0	0
72	O6	771	0	849	50	0
72	o6	770	0	846	0	0
73	O7	681	0	683	50	0
73	o7	681	0	683	0	0
74	O8	612	0	682	32	0
74	o8	608	0	671	0	0
75	O9	436	0	475	36	0
75	o9	436	0	475	0	0
76	Q0	417	0	455	20	0
76	q0	417	0	455	0	0
77	Q1	233	0	284	22	0
77	q1	233	0	284	0	0
78	Q2	847	0	916	45	0
78	q2	847	0	916	0	0
79	Q3	694	0	734	49	0
79	q3	694	0	734	0	0
80	e0	491	0	542	0	0
81	e1	608	0	654	0	0
82	m2	750	0	176	0	0
83	p0	1077	0	1041	0	0
84	p1	235	0	51	0	0
85	p2	230	0	52	0	0
86	1	471	0	0	0	0
86	2	122	0	0	0	0
86	3	14	0	0	0	0
86	4	22	0	0	0	0
86	5	505	0	0	0	0
86	6	147	0	0	0	0
86	7	15	0	0	0	0
86	8	13	0	0	0	0
86	C3	1	0	0	0	0
86	D0	1	0	0	0	0
86	D3	1	0	0	0	0
86	L2	1	0	0	0	0
86	L3	3	0	0	0	0

Continued on next page...

Continued from previous page...

Mol	Chain	Non-H	H(model)	H(added)	Clashes	Symm-Clashes
86	L4	1	0	0	0	0
86	L5	1	0	0	0	0
86	L7	3	0	0	0	0
86	L8	1	0	0	0	0
86	M0	2	0	0	0	0
86	M1	1	0	0	0	0
86	M3	4	0	0	0	0
86	M5	2	0	0	0	0
86	M6	1	0	0	0	0
86	M7	6	0	0	0	0
86	M9	1	0	0	0	0
86	N0	1	0	0	0	0
86	N3	3	0	0	0	0
86	N5	1	0	0	0	0
86	N8	4	0	0	0	0
86	O1	1	0	0	0	0
86	O3	1	0	0	0	0
86	O4	2	0	0	0	0
86	O7	1	0	0	0	0
86	Q2	1	0	0	0	0
86	S2	1	0	0	0	0
86	S4	1	0	0	0	0
86	S8	1	0	0	0	0
86	SM	1	0	0	0	0
86	c1	1	0	0	0	0
86	c4	1	0	0	0	0
86	c7	2	0	0	0	0
86	c8	2	0	0	0	0
86	d3	1	0	0	0	0
86	d4	1	0	0	0	0
86	d6	1	0	0	0	0
86	l2	2	0	0	0	0
86	l3	1	0	0	0	0
86	l4	2	0	0	0	0
86	l5	2	0	0	0	0
86	l7	1	0	0	0	0
86	l8	1	0	0	0	0
86	m1	2	0	0	0	0
86	m5	2	0	0	0	0
86	m6	1	0	0	0	0
86	m7	4	0	0	0	0
86	n0	2	0	0	0	0

Continued on next page...

Continued from previous page...

Mol	Chain	Non-H	H(model)	H(added)	Clashes	Symm-Clashes
86	n3	2	0	0	0	0
86	n6	2	0	0	0	0
86	n8	3	0	0	0	0
86	o1	2	0	0	0	0
86	o3	1	0	0	0	0
86	o4	2	0	0	0	0
86	o7	1	0	0	0	0
86	q0	1	0	0	0	0
86	q3	2	0	0	0	0
86	s1	1	0	0	0	0
86	s6	1	0	0	0	0
86	s8	1	0	0	0	0
86	sM	2	0	0	0	0
87	1	2457	0	0	251	0
87	2	1106	0	0	121	0
87	3	77	0	0	6	0
87	4	98	0	0	8	0
87	5	2464	0	0	245	0
87	6	1113	0	0	103	0
87	7	91	0	0	11	0
87	8	112	0	0	19	0
87	C3	7	0	0	0	0
87	C5	7	0	0	6	0
87	C8	7	0	0	1	0
87	D3	7	0	0	0	0
87	D9	7	0	0	4	0
87	L3	21	0	0	1	0
87	L4	7	0	0	2	0
87	M0	7	0	0	0	0
87	M5	7	0	0	0	0
87	M7	14	0	0	2	0
87	M9	7	0	0	1	0
87	N1	7	0	0	0	0
87	N9	7	0	0	0	0
87	O2	7	0	0	0	0
87	O3	7	0	0	1	0
87	O7	14	0	0	6	0
87	O9	7	0	0	4	0
87	Q2	7	0	0	2	0
87	S8	7	0	0	1	0
87	SR	7	0	0	0	0
87	c1	7	0	0	0	0

Continued on next page...

Continued from previous page...

Mol	Chain	Non-H	H(model)	H(added)	Clashes	Symm-Clashes
87	c3	7	0	0	0	0
87	c5	7	0	0	0	0
87	c8	7	0	0	0	0
87	d4	7	0	0	0	0
87	d9	7	0	0	0	0
87	l3	21	0	0	0	0
87	l4	14	0	0	0	0
87	l5	21	0	0	0	0
87	l9	7	0	0	0	0
87	m0	14	0	0	0	0
87	m1	7	0	0	0	0
87	m4	7	0	0	0	0
87	m5	7	0	0	0	0
87	m6	7	0	0	0	0
87	m7	7	0	0	0	0
87	m8	7	0	0	0	0
87	n3	7	0	0	0	0
87	n9	7	0	0	0	0
87	o2	7	0	0	0	0
87	o3	7	0	0	0	0
87	o7	7	0	0	0	0
87	o9	7	0	0	0	0
87	q2	7	0	0	0	0
87	s1	7	0	0	0	0
87	s4	7	0	0	0	0
87	s8	7	0	0	0	0
87	s9	7	0	0	0	0
87	sR	7	0	0	0	0
88	D6	1	0	0	0	0
88	D7	1	0	0	0	0
88	D9	1	0	0	0	0
88	E1	1	0	0	0	0
88	O7	1	0	0	0	0
88	Q0	1	0	0	0	0
88	Q2	1	0	0	0	0
88	Q3	1	0	0	0	0
88	d6	1	0	0	0	0
88	d7	1	0	0	0	0
88	d9	1	0	0	0	0
88	e1	1	0	0	0	0
88	o7	1	0	0	0	0
88	q0	1	0	0	0	0

Continued on next page...

Continued from previous page...

Mol	Chain	Non-H	H(model)	H(added)	Clashes	Symm-Clashes
88	q2	1	0	0	0	0
88	q3	1	0	0	0	0
89	1	20	0	23	0	0
89	5	20	0	23	2	0
All	All	411205	0	297335	8431	2

The all-atom clashscore is defined as the number of clashes found per 1000 atoms (including hydrogen atoms). The all-atom clashscore for this structure is 12.

All (8431) close contacts within the same asymmetric unit are listed below, sorted by their clash magnitude.

Atom-1	Atom-2	Interatomic distance (Å)	Clash overlap (Å)
52:M6:66:LYS:NZ	52:M6:66:LYS:CE	1.49	1.52
78:Q2:17:CYS:CB	78:Q2:17:CYS:SG	2.09	1.45
36:1:1481:A:O2'	36:1:1858:A:N3	1.85	1.07
40:L3:41:VAL:HA	40:L3:185:GLY:HA3	1.52	1.03
40:L3:296:THR:HG22	40:L3:298:PHE:H	1.44	0.99
36:1:3182:G:OP1	52:M6:160:ARG:NH2	1.95	0.99
36:5:3274:A:H3'	36:5:3275:U:H5''	1.46	0.97
36:1:3343:G:H21	36:1:3362:A:H2	1.11	0.96
2:S0:49:ASN:HB3	2:S0:52:LYS:HG3	1.46	0.96
7:S5:94:THR:HG22	7:S5:114:ILE:HG13	2.28	0.96
6:S4:49:ARG:NH1	1:6:448:C:OP2	380.14	0.95
1:2:142:G:H22	1:2:173:A:H2	1.13	0.94
44:L7:217:PRO:O	87:5:4003:OHX:N3	260.58	0.94
70:O4:8:ARG:HH11	70:O4:8:ARG:HG2	1.31	0.94
79:Q3:73:THR:HG22	79:Q3:76:ALA:H	1.33	0.93
1:2:1203:A:OP2	87:2:2110:OHX:N5	2.01	0.93
1:6:1588:G:H1	1:6:1608:U:H3	1.10	0.92
78:Q2:17:CYS:SG	78:Q2:77:CYS:HB3	2.39	0.92
70:O4:74:ARG:NH2	36:5:1639:C:OP2	200.44	0.92
36:1:979:U:H1'	36:1:980:A:C8	2.06	0.91
36:1:1493:G:O6	75:O9:2:ALA:N	2.03	0.91
1:6:1492:A:HO2'	1:6:1493:A:H8	0.96	0.91
1:6:1010:C:OP2	87:6:2172:OHX:N3	2.03	0.91
1:6:1011:G:OP2	87:6:2122:OHX:N3	2.04	0.91
40:L3:37:ARG:HG2	40:L3:187:SER:H	4.04	0.91
4:S2:140:ARG:NH1	23:D1:1:MET:SD	2.43	0.91
36:1:2875:U:H3	36:1:2952:G:H1	1.19	0.90
51:M5:188:ARG:NH2	36:5:31:C:OP2	122.04	0.90
1:2:1254:U:OP2	14:C2:46:ARG:NH2	2.05	0.90

Continued on next page...

Continued from previous page...

Atom-1	Atom-2	Interatomic distance (Å)	Clash overlap (Å)
36:5:2273:G:O6	87:5:4198:OHX:N5	2.04	0.90
10:S8:34:ALA:HB2	10:S8:56:ARG:HD3	2.73	0.90
25:D3:64:PRO:O	87:6:2160:OHX:N2	361.38	0.90
75:O9:2:ALA:N	36:5:1493:G:O6	120.48	0.90
36:1:2227:C:OP1	78:Q2:32:LYS:NZ	2.05	0.89
62:N6:112:ASP:HB3	62:N6:115:ARG:HB2	3.69	0.89
36:5:3343:G:H21	36:5:3362:A:H2	1.19	0.89
10:S8:76:THR:HG22	10:S8:108:PRO:HG2	1.54	0.89
36:1:837:A:OP2	79:Q3:4:ARG:NH1	2.04	0.89
11:S9:59:LEU:HD22	11:S9:69:ARG:HA	2.12	0.89
50:M4:55:ARG:NH2	50:M4:76:ALA:O	2.16	0.89
11:S9:126:ARG:NH1	1:6:475:A:OP2	423.87	0.89
36:1:1790:G:O6	87:1:4168:OHX:N4	2.06	0.88
36:1:3272:C:OP2	43:L6:78:ARG:NH1	2.07	0.88
19:C7:77:GLU:HG2	19:C7:80:ARG:HH21	7.25	0.88
25:D3:23:ARG:HG3	25:D3:23:ARG:HH11	1.38	0.88
50:M4:128:ARG:NH2	36:5:3214:U:OP2	281.44	0.88
36:5:2875:U:H3	36:5:2952:G:H1	1.21	0.88
1:2:1572:G:H1'	7:S5:185:ARG:HH12	1.38	0.88
36:1:2940:A:N7	40:L3:2:SER:N	2.22	0.88
51:M5:183:THR:HG22	51:M5:187:ARG:HB2	1.57	0.87
36:1:3344:A:H2	36:1:3361:G:H21	1.20	0.87
8:S6:163:THR:HG22	8:S6:168:THR:HG22	1.56	0.87
1:2:1202:A:OP1	87:2:2110:OHX:N1	2.07	0.87
40:L3:139:GLN:O	40:L3:141:GLY:N	2.07	0.87
26:D4:29:HIS:HB3	26:D4:32:ARG:HB2	4.51	0.87
41:L4:300:ARG:O	54:M8:39:ARG:NH1	2.10	0.87
52:M6:160:ARG:NH2	36:5:3182:G:OP1	280.81	0.87
36:1:2836:C:H5	36:1:2852:C:H42	1.20	0.87
36:5:2258:U:OP2	87:5:3949:OHX:N4	2.07	0.87
36:5:2836:C:H5	36:5:2852:C:H42	1.20	0.86
28:D6:87:ARG:NH1	1:6:1796:C:OP1	345.31	0.86
1:2:1339:C:O2'	1:2:1341:A:N7	2.08	0.86
64:N8:21:ARG:NH2	36:5:640:U:OP1	182.34	0.86
10:S8:36:THR:HG21	10:S8:173:PRO:HB2	1.89	0.86
36:1:640:U:OP1	64:N8:21:ARG:NH2	2.08	0.86
21:C9:33:TYR:O	21:C9:35:ASP:N	3.37	0.86
36:1:3214:U:OP2	50:M4:128:ARG:NH2	2.08	0.86
78:Q2:17:CYS:SG	78:Q2:77:CYS:CB	2.98	0.86
36:1:2356:A:H61	36:1:2983:C:H5	1.24	0.86
36:5:1239:C:H42	36:5:1249:G:H1	1.19	0.86

Continued on next page...

Continued from previous page...

Atom-1	Atom-2	Interatomic distance (Å)	Clash overlap (Å)
36:1:31:C:OP2	51:M5:188:ARG:NH2	2.09	0.86
1:2:820:U:H2'	1:2:821:U:H4'	1.56	0.86
36:5:2620:G:O6	87:5:4242:OHX:N4	2.08	0.86
36:5:835:G:O2'	36:5:857:G:N2	2.08	0.86
50:M4:132:LYS:HD3	36:5:3230:G:H4'	287.72	0.86
71:O5:78:LYS:HA	71:O5:81:ARG:HD2	1.56	0.86
21:C9:57:ARG:HH11	21:C9:57:ARG:HG3	1.48	0.85
11:S9:93:LEU:HA	11:S9:96:VAL:HG13	1.55	0.85
2:S0:9:LEU:HD11	2:S0:14:ALA:HB2	2.55	0.85
52:M6:110:PRO:O	52:M6:112:TYR:N	3.35	0.85
1:2:237:C:H5''	1:2:238:U:H5'	1.59	0.85
1:6:1385:G:N7	87:6:2123:OHX:N6	2.25	0.85
36:1:1233:G:H1	36:1:1255:C:H42	1.22	0.85
21:C9:105:LEU:HD13	21:C9:122:ARG:HD3	2.49	0.85
56:N0:90:MET:HG3	36:5:1213:G:H4'	318.52	0.85
40:L3:152:LYS:HG2	40:L3:192:VAL:HG11	1.59	0.85
36:1:1814:A:H4'	36:1:1815:U:H5'	1.58	0.84
36:1:1507:G:N7	53:M7:129:THR:HG22	1.92	0.84
54:M8:157:PRO:HD3	64:N8:47:LYS:HB2	2.32	0.84
36:1:439:C:H3'	36:1:440:A:C8	2.12	0.84
10:S8:50:GLY:HA2	1:6:397:A:O3'	315.80	0.84
53:M7:29:THR:HA	53:M7:32:THR:HG23	1.59	0.84
36:5:2233:A:OP2	87:5:3963:OHX:N5	2.09	0.84
17:C5:43:ARG:NH2	1:6:1552:U:OP2	404.30	0.84
36:5:2255:A:H5'	36:5:2261:G:H22	1.40	0.84
36:5:272:G:OP2	87:5:4075:OHX:N6	2.11	0.84
57:N1:51:GLY:HA3	57:N1:92:ARG:HG3	1.60	0.84
64:N8:6:THR:HG23	64:N8:8:THR:HG23	1.58	0.84
36:1:317:A:OP2	72:O6:30:LYS:NZ	2.11	0.84
5:S3:164:VAL:HG13	5:S3:168:ILE:HD11	1.59	0.84
16:C4:38:THR:HG21	1:6:895:G:H21	264.72	0.84
36:1:368:G:OP1	87:1:3882:OHX:N1	2.10	0.84
1:2:1385:G:N7	87:2:2131:OHX:N3	2.26	0.84
19:C7:27:ASP:O	19:C7:31:ASN:ND2	3.54	0.83
47:M0:76:MET:HE1	47:M0:148:VAL:HA	3.48	0.83
65:N9:50:THR:HG22	36:5:1073:U:H1'	206.59	0.83
36:5:2513:U:HO2'	36:5:2592:G:H1	1.22	0.83
1:6:471:A:OP2	87:6:2104:OHX:N5	2.10	0.83
43:L6:78:ARG:NH1	36:5:3272:C:OP2	247.91	0.83
34:SR:89:LEU:HB2	34:SR:103:PHE:HB2	1.70	0.83
1:2:991:G:OP2	87:2:2130:OHX:N1	2.10	0.83

Continued on next page...

Continued from previous page...

Atom-1	Atom-2	Interatomic distance (Å)	Clash overlap (Å)
36:1:2960:C:OP1	87:1:4001:OHX:N4	2.11	0.83
36:5:437:G:H22	36:5:622:A:H61	1.25	0.83
50:M4:19:ARG:HA	50:M4:69:THR:HG22	2.62	0.83
34:SR:184:ASN:HD22	34:SR:185:GLN:H	5.52	0.83
1:6:151:G:H1	1:6:163:G:H1	1.27	0.83
36:1:1230:G:H1	36:1:1279:C:H42	1.24	0.83
1:2:79:C:H1'	8:S6:174:LYS:HD3	1.59	0.83
21:C9:57:ARG:NH1	1:6:1479:A:OP1	393.31	0.83
49:M3:93:ILE:HG22	49:M3:94:GLY:H	4.56	0.83
36:5:3194:C:O2	36:5:3197:G:N2	2.12	0.83
60:N4:23:ARG:NH2	60:N4:25:ASP:OD1	3.13	0.83
48:M1:49:LYS:HB3	48:M1:62:ASN:HA	1.59	0.83
36:1:300:G:O6	87:1:4150:OHX:N1	2.12	0.82
42:L5:40:HIS:HD2	42:L5:42:ALA:H	1.26	0.82
36:5:1565:G:N1	36:5:1574:C:N3	2.28	0.82
34:SR:170:ILE:HG21	34:SR:211:ILE:HD11	1.58	0.82
1:6:1681:A:H2	1:6:1720:G:H21	1.27	0.82
13:C1:99:ARG:NH1	25:D3:7:ARG:O	2.12	0.82
36:1:1591:G:OP1	70:O4:16:ARG:NH1	2.12	0.82
33:E1:134:ASN:H	1:6:1251:U:H4'	443.61	0.82
37:3:17:A:OP1	42:L5:2:ALA:N	2.12	0.82
9:S7:122:HIS:HA	9:S7:125:ILE:HD12	2.24	0.82
36:1:3276:G:N7	53:M7:171:ARG:NH1	2.27	0.82
19:C7:8:THR:HG21	1:6:1330:G:H21	419.93	0.82
1:6:755:A:O2'	1:6:756:A:O4'	1.97	0.82
22:D0:74:GLU:HG2	1:6:1429:G:H1'	378.68	0.82
1:2:741:C:O2	9:S7:107:ARG:NH1	2.12	0.82
1:2:1508:U:O4	87:2:2030:OHX:N5	2.12	0.82
1:2:740:A:H2'	1:2:741:C:H5''	1.62	0.82
46:L9:75:VAL:HA	46:L9:78:MET:HE2	1.61	0.82
64:N8:3:SER:O	64:N8:6:THR:HB	2.41	0.82
73:O7:87:SER:O	87:O7:103:OHX:N3	2.13	0.82
36:5:3153:U:H4'	36:5:3154:C:H5'	1.62	0.82
24:D2:2:THR:N	1:6:1034:C:HO2'	339.05	0.82
37:3:49:G:N7	42:L5:58:LYS:HG3	1.95	0.82
36:1:3259:U:H6	36:1:3259:U:H5'	1.44	0.81
50:M4:113:THR:HG22	50:M4:116:GLU:H	2.04	0.81
36:1:2794:G:N7	87:1:3932:OHX:N2	2.27	0.81
36:1:1064:A:N6	36:1:1096:U:O4	2.13	0.81
1:2:1429:G:H1'	22:D0:74:GLU:HG2	1.61	0.81
1:2:569:C:H41	25:D3:69:ARG:HH12	1.28	0.81

Continued on next page...

Continued from previous page...

Atom-1	Atom-2	Interatomic distance (Å)	Clash overlap (Å)
15:C3:114:ARG:HH11	15:C3:114:ARG:HG2	1.46	0.81
7:S5:216:GLU:OE2	7:S5:219:ARG:NH2	2.14	0.81
36:1:1196:C:O2	87:1:3993:OHX:N2	2.13	0.81
39:L2:224:THR:HG21	36:5:2201:G:H21	222.87	0.81
23:D1:74:GLN:NE2	23:D1:81:ASN:O	2.12	0.81
1:2:702:G:O6	1:2:736:C:N4	2.14	0.81
39:L2:116:VAL:HG13	39:L2:126:LEU:HB2	2.54	0.81
41:L4:329:PRO:O	41:L4:331:ALA:N	3.40	0.81
45:L8:78:PHE:O	45:L8:80:TYR:N	2.13	0.81
41:L4:197:ARG:NH1	36:5:1381:A:OP1	109.73	0.81
25:D3:130:VAL:O	25:D3:131:SER:HB3	1.94	0.81
46:L9:171:ASP:OD2	46:L9:173:ARG:NH1	2.14	0.81
51:M5:49:ARG:NH2	36:5:115:A:OP1	101.37	0.81
73:O7:72:ARG:NH1	38:8:95:G:OP2	52.67	0.81
41:L4:283:THR:HG22	41:L4:285:ASP:H	1.45	0.81
36:1:2123:G:N7	87:1:4199:OHX:N2	2.29	0.80
44:L7:163:LEU:O	44:L7:165:ASP:N	2.14	0.80
71:O5:85:THR:HG22	71:O5:88:LEU:H	1.47	0.80
17:C5:65:LEU:O	87:C5:201:OHX:N2	4.58	0.80
1:2:1595:U:H3	1:2:1600:A:H2	1.30	0.80
1:2:1291:G:H8	1:2:1291:G:O5'	1.65	0.80
1:2:732:G:O6	87:2:2128:OHX:N5	2.15	0.80
78:Q2:41:ARG:NH1	36:5:284:A:OP2	157.32	0.80
47:M0:3:ARG:NH2	36:5:2854:U:OP2	291.75	0.80
25:D3:125:VAL:HG12	25:D3:126:LYS:HG3	1.73	0.80
53:M7:62:ARG:O	87:M7:207:OHX:N1	2.14	0.80
45:L8:81:THR:OG1	45:L8:82:LEU:N	2.65	0.80
36:5:2975:U:OP1	87:5:4089:OHX:N3	2.14	0.80
36:5:368:G:OP1	87:5:3925:OHX:N4	2.15	0.80
40:L3:4:ARG:HG3	40:L3:4:ARG:HH11	3.52	0.80
72:O6:28:TYR:O	87:5:4189:OHX:N2	104.42	0.80
41:L4:145:ILE:HD11	41:L4:148:ILE:HG13	1.63	0.80
36:5:3280:U:O2'	36:5:3281:U:H5''	1.82	0.80
1:2:1500:C:OP1	21:C9:122:ARG:NH2	2.15	0.80
1:2:475:A:OP2	11:S9:126:ARG:NH1	2.15	0.79
1:2:895:G:H1	1:2:917:U:H3	1.28	0.79
73:O7:65:ARG:HG3	73:O7:65:ARG:HH11	1.47	0.79
78:Q2:12:CYS:SG	78:Q2:17:CYS:HB2	2.83	0.79
21:C9:68:ARG:NH1	1:6:1521:G:O6	414.61	0.79
39:L2:68:LYS:HD3	39:L2:70:ARG:HH21	3.91	0.79
44:L7:134:VAL:O	44:L7:229:PHE:HA	2.87	0.79

Continued on next page...

Continued from previous page...

Atom-1	Atom-2	Interatomic distance (Å)	Clash overlap (Å)
36:1:2310:U:OP1	87:1:4139:OHX:N1	2.15	0.79
36:1:662:U:OP1	64:N8:8:THR:HG21	1.82	0.79
1:2:1588:G:H1	1:2:1608:U:H3	1.28	0.79
38:4:135:G:OP2	61:N5:56:ARG:NH2	2.16	0.79
36:5:2818:U:H6	36:5:2818:U:H5'	1.48	0.79
31:D9:19:ARG:NH2	1:6:1597:A:OP1	408.05	0.79
33:E1:97:LYS:NZ	1:6:1253:U:O4	440.99	0.79
56:N0:13:ARG:NH1	37:7:73:C:O2	307.01	0.79
36:1:283:G:OP1	78:Q2:45:ARG:NH2	2.16	0.79
41:L4:269:SER:O	41:L4:271:LYS:N	2.13	0.79
1:2:1291:G:N2	1:2:1324:G:H22	1.81	0.79
39:L2:204:MET:HG2	36:5:914:A:C2	196.23	0.79
4:S2:168:ARG:NE	1:6:1098:U:OP2	384.74	0.79
1:2:818:C:N4	1:2:819:G:O6	2.15	0.79
1:6:895:G:H1	1:6:917:U:H3	1.28	0.79
26:D4:20:ARG:HE	26:D4:22:GLN:HE21	5.31	0.79
36:1:1634:G:N7	63:N7:17:ARG:NH2	2.30	0.79
69:O3:48:ARG:HH11	69:O3:48:ARG:HG2	1.46	0.79
77:Q1:9:ARG:HG3	77:Q1:9:ARG:HH11	1.47	0.79
2:S0:24:LEU:O	2:S0:163:ASN:ND2	2.16	0.79
36:1:1613:A:OP2	74:O8:46:ARG:NH2	2.16	0.78
25:D3:97:ASP:O	25:D3:100:ASP:HB2	2.13	0.78
32:E0:59:GLY:O	32:E0:61:SER:N	3.21	0.78
41:L4:143:GLU:O	87:L4:402:OHX:N2	2.16	0.78
9:S7:67:LEU:HG	9:S7:94:ALA:HB2	2.05	0.78
11:S9:109:LEU:HB2	11:S9:146:PHE:HB3	1.66	0.78
36:1:2924:U:O4	87:1:4017:OHX:N1	2.15	0.78
1:2:1542:G:N2	1:2:1569:A:OP2	2.15	0.78
16:C4:50:ALA:O	16:C4:52:ARG:N	2.28	0.78
4:S2:137:ILE:HG12	4:S2:138:PRO:HD2	1.65	0.78
1:2:169:A:H5''	8:S6:176:GLN:HG2	1.64	0.78
15:C3:65:VAL:HG23	15:C3:66:ILE:HG23	6.36	0.78
48:M1:90:GLN:HG2	48:M1:170:ASP:HB2	1.66	0.78
36:5:2248:C:OP2	87:5:3979:OHX:N6	2.16	0.78
36:5:2971:A:H3'	36:5:2971:A:N3	1.99	0.78
75:O9:23:LEU:HD22	75:O9:24:PRO:HD2	1.66	0.78
36:1:2860:U:H6	36:1:2860:U:H5'	1.47	0.78
44:L7:216:VAL:HG11	44:L7:227:GLY:HA3	4.31	0.78
36:5:658:G:OP1	87:5:4092:OHX:N5	2.17	0.78
36:1:364:G:OP1	41:L4:60:THR:HG23	1.84	0.78
6:S4:9:LEU:HB2	6:S4:30:ARG:HB2	1.95	0.78

Continued on next page...

Continued from previous page...

Atom-1	Atom-2	Interatomic distance (Å)	Clash overlap (Å)
1:6:990:C:OP2	87:6:2122:OHX:N2	2.17	0.78
24:D2:15:ASN:HD21	24:D2:71:LYS:HA	1.49	0.78
36:1:1369:A:OP1	64:N8:21:ARG:NH1	2.17	0.78
3:S1:181:LEU:O	3:S1:185:THR:N	2.14	0.78
34:SR:161:LYS:O	34:SR:161:LYS:HG2	1.82	0.78
3:S1:154:SER:OG	3:S1:154:SER:O	2.01	0.78
36:1:2818:U:H6	36:1:2818:U:H5'	1.47	0.77
36:1:3375:A:O2'	36:1:3378:C:OP2	2.02	0.77
49:M3:50:PRO:O	49:M3:52:ASP:N	3.44	0.77
1:6:868:G:H1	1:6:960:U:H3	1.30	0.77
25:D3:73:ARG:HH21	25:D3:84:THR:HG22	1.48	0.77
36:1:1740:U:H1'	36:1:1741:A:H2	1.47	0.77
1:2:9:U:O4	87:2:2154:OHX:N6	2.17	0.77
40:L3:346:THR:O	40:L3:348:ARG:N	2.15	0.77
47:M0:86:HIS:HB3	47:M0:139:ARG:HG2	2.09	0.77
74:O8:46:ARG:NH2	36:5:1613:A:OP2	131.17	0.77
10:S8:138:ASN:HA	10:S8:141:ARG:HD3	4.68	0.77
11:S9:3:ARG:H	11:S9:3:ARG:HD3	2.76	0.77
36:5:979:U:H1'	36:5:980:A:C4	2.18	0.77
61:N5:115:ARG:HH11	61:N5:115:ARG:HG3	1.87	0.77
13:C1:139:VAL:O	13:C1:140:VAL:HB	1.83	0.77
36:1:807:A:H61	36:1:934:G:H22	1.30	0.77
1:2:1726:G:N7	87:2:2098:OHX:N4	2.33	0.77
1:2:823:G:H2'	1:2:824:G:H8	1.50	0.77
36:5:2996:U:OP1	36:5:2996:U:H4'	1.84	0.77
16:C4:85:ALA:H	16:C4:119:THR:HG22	1.49	0.77
39:L2:207:VAL:HG21	36:5:916:G:C6	187.37	0.77
71:O5:76:GLN:O	71:O5:81:ARG:NH1	2.46	0.77
72:O6:4:LYS:HD2	72:O6:14:GLY:HA3	2.66	0.77
78:Q2:73:GLU:OE1	78:Q2:80:ARG:NH2	2.18	0.77
2:S0:56:LYS:HE3	2:S0:158:VAL:HG23	4.23	0.77
36:1:670:C:OP1	54:M8:147:ARG:NH2	2.17	0.77
4:S2:147:ASN:HB3	23:D1:4:ASP:HA	1.67	0.77
22:D0:105:GLN:HA	22:D0:108:ILE:HD13	6.96	0.77
42:L5:34:LYS:O	42:L5:38:THR:HG23	1.85	0.77
53:M7:136:ILE:O	53:M7:137:ASN:ND2	2.51	0.77
67:O1:75:ILE:HG12	67:O1:93:VAL:HG13	2.69	0.77
36:1:2120:A:OP2	87:1:4008:OHX:N2	2.18	0.76
1:2:565:C:O2	87:2:2038:OHX:N5	2.18	0.76
1:2:1745:G:O6	87:2:2085:OHX:N6	2.18	0.76
26:D4:14:SER:OG	1:6:783:G:OP2	417.68	0.76

Continued on next page...

Continued from previous page...

Atom-1	Atom-2	Interatomic distance (Å)	Clash overlap (Å)
71:O5:101:THR:HG22	71:O5:104:GLN:H	1.61	0.76
9:S7:117:THR:HG22	9:S7:120:ALA:H	2.33	0.76
10:S8:36:THR:HB	10:S8:57:ALA:O	1.85	0.76
36:1:1898:G:OP2	87:1:3929:OHX:N4	2.18	0.76
1:6:1726:G:N7	87:6:2148:OHX:N5	2.33	0.76
46:L9:22:SER:OG	46:L9:23:ARG:N	2.18	0.76
47:M0:14:ASN:O	47:M0:128:ARG:NH2	2.17	0.76
54:M8:158:HIS:H	54:M8:186:VAL:HG12	1.60	0.76
78:Q2:50:PHE:O	87:Q2:503:OHX:N2	2.17	0.76
2:S0:13:ASP:OD1	2:S0:179:ARG:NH2	2.63	0.76
36:1:830:A:OP1	87:1:4010:OHX:N4	2.18	0.76
53:M7:108:ASP:N	53:M7:152:GLU:OE2	2.87	0.76
53:M7:25:SER:O	53:M7:29:THR:HG23	1.92	0.76
1:2:1796:C:H5	28:D6:6:ALA:H	1.33	0.76
36:5:3049:A:H8	36:5:3049:A:H5'	1.49	0.76
68:O2:100:ILE:O	68:O2:105:ARG:NH1	2.18	0.76
74:O8:2:ALA:N	36:5:1613:A:OP1	139.01	0.76
36:1:2107:A:H2	36:1:3344:A:H8	1.30	0.76
36:1:2443:A:N6	36:1:2504:U:O4	2.18	0.76
47:M0:76:MET:HE3	47:M0:148:VAL:HG13	1.66	0.76
1:2:190:C:N4	1:2:196:G:O6	2.18	0.76
22:D0:27:THR:HG23	22:D0:113:ASP:HB3	1.66	0.76
4:S2:65:GLU:HB2	4:S2:68:ILE:HD12	1.67	0.76
36:1:2402:A:OP2	87:1:4088:OHX:N6	2.17	0.76
36:5:510:G:O6	87:5:4024:OHX:N2	2.18	0.76
51:M5:14:LYS:HE2	36:5:269:G:H5''	132.69	0.76
69:O3:75:HIS:HB3	69:O3:80:VAL:HG12	1.68	0.76
11:S9:149:ARG:HG3	1:6:765:G:O6	432.67	0.76
1:2:1290:U:H2'	1:2:1291:G:C8	2.21	0.76
36:5:1772:U:H5''	36:5:1773:C:H5'	1.67	0.76
36:5:1541:G:OP2	87:5:4093:OHX:N4	2.19	0.76
49:M3:128:ARG:NH1	71:O5:109:ILE:O	2.85	0.76
72:O6:97:SER:O	72:O6:99:ARG:N	2.19	0.76
36:5:1806:A:OP2	87:5:4025:OHX:N5	2.19	0.75
36:5:2123:G:N7	87:5:4099:OHX:N1	2.34	0.75
20:C8:143:ARG:NH2	1:6:1462:G:N7	339.26	0.75
74:O8:5:ILE:HG22	74:O8:54:LEU:HB2	1.67	0.75
3:S1:34:ALA:HB3	3:S1:41:ARG:HA	1.68	0.75
1:2:1010:C:OP2	87:2:2130:OHX:N6	2.19	0.75
40:L3:25:ILE:H	40:L3:25:ILE:HD13	1.51	0.75
42:L5:233:ALA:O	42:L5:235:SER:N	2.19	0.75

Continued on next page...

Continued from previous page...

Atom-1	Atom-2	Interatomic distance (Å)	Clash overlap (Å)
1:2:138:A:O2'	8:S6:149:LYS:NZ	2.19	0.75
36:1:1940:G:H21	36:1:3362:A:H8	1.33	0.75
29:D7:37:CYS:O	29:D7:39:GLY:N	2.35	0.75
41:L4:138:ARG:HH21	41:L4:240:PRO:HB2	2.42	0.75
76:Q0:77:ILE:HG22	76:Q0:78:ILE:H	1.52	0.75
1:2:862:A:N7	15:C3:64:ARG:NH2	2.34	0.75
44:L7:158:LYS:HE2	44:L7:159:GLN:H	1.51	0.75
3:S1:28:GLU:OE2	3:S1:94:LYS:NZ	2.71	0.75
41:L4:192:GLY:HA2	41:L4:195:ARG:HG3	3.70	0.75
36:5:1345:G:N7	87:5:4067:OHX:N5	2.35	0.75
1:6:542:A:H8	1:6:543:C:H5'	1.52	0.75
35:SM:26:VAL:HG11	48:M1:49:LYS:HE3	2.21	0.75
73:O7:62:GLY:O	87:O7:103:OHX:N3	35.14	0.75
36:1:12:A:OP1	87:1:4204:OHX:N6	2.20	0.75
69:O3:60:ARG:HB2	69:O3:60:ARG:HH21	1.52	0.75
73:O7:25:ARG:HB3	73:O7:25:ARG:HH11	3.69	0.75
3:S1:175:GLU:HG2	3:S1:193:ILE:HD11	4.54	0.75
34:SR:38:ARG:HG2	34:SR:67:ILE:HG23	1.99	0.75
36:1:1581:C:H2'	36:1:1582:C:H5'	1.69	0.74
36:1:2718:U:OP2	87:1:3982:OHX:N3	2.20	0.74
36:5:3192:U:O4	87:5:4144:OHX:N6	2.19	0.74
1:2:434:G:H5'	25:D3:78:LYS:HB3	1.68	0.74
36:1:2177:G:OP2	39:L2:128:ARG:NH1	2.19	0.74
68:O2:81:ASP:O	68:O2:84:THR:HG23	1.86	0.74
36:1:155:G:H1'	72:O6:26:ILE:HD13	1.67	0.74
41:L4:326:ARG:O	44:L7:41:ARG:NH2	3.73	0.74
1:2:301:A:OP2	87:2:2063:OHX:N2	2.20	0.74
54:M8:66:ARG:NH2	36:5:744:A:OP1	166.82	0.74
35:SM:23:LYS:HD2	35:SM:23:LYS:H	1.51	0.74
36:1:356:C:OP2	87:O9:101:OHX:N1	2.20	0.74
36:1:623:U:OP1	87:1:4132:OHX:N1	2.20	0.74
40:L3:120:LYS:NZ	36:5:3001:C:OP1	205.93	0.74
36:5:3295:A:H2'	36:5:3296:A:C8	2.22	0.74
45:L8:95:ASN:OD1	45:L8:98:ARG:NH1	4.26	0.74
54:M8:30:VAL:O	54:M8:34:THR:HG23	1.86	0.74
36:1:3206:C:O2	56:N0:155:ARG:NH1	2.19	0.74
1:2:1613:U:H2'	1:2:1614:A:H5''	1.70	0.74
36:5:3119:U:OP2	87:5:3918:OHX:N3	2.20	0.74
1:2:1625:C:OP1	4:S2:91:ARG:NH2	2.20	0.74
38:4:62:C:O2	87:4:229:OHX:N5	2.21	0.74
34:SR:216:LYS:HA	34:SR:239:GLU:HG3	1.70	0.74

Continued on next page...

Continued from previous page...

Atom-1	Atom-2	Interatomic distance (Å)	Clash overlap (Å)
53:M7:69:ARG:HG2	53:M7:79:THR:HG23	5.24	0.74
3:S1:144:ARG:NH2	3:S1:207:LEU:O	2.54	0.74
4:S2:90:THR:O	4:S2:92:ALA:N	2.49	0.74
6:S4:73:ASP:OD2	6:S4:122:LYS:NZ	2.18	0.74
9:S7:50:ASP:HB3	9:S7:56:LYS:HG2	1.68	0.74
36:5:2227:C:H2'	36:5:2228:A:H5''	1.68	0.74
1:6:1508:U:O4	87:6:2055:OHX:N4	2.20	0.74
21:C9:102:ARG:NH2	1:6:1502:G:N7	406.07	0.74
36:5:1555:U:O4	36:5:1557:A:N6	2.20	0.74
67:O1:44:MET:HB3	67:O1:77:ARG:NH1	4.19	0.74
7:S5:64:VAL:HG12	7:S5:89:ILE:HD11	5.52	0.74
24:D2:11:LEU:HD12	24:D2:74:VAL:HB	1.70	0.73
45:L8:100:GLU:OE1	45:L8:108:ARG:NH1	2.94	0.73
3:S1:137:ILE:HD11	3:S1:172:LEU:HD22	1.69	0.73
3:S1:173:THR:O	3:S1:177:GLN:NE2	2.16	0.73
3:S1:201:THR:HG21	3:S1:207:LEU:HD22	1.70	0.73
40:L3:239:PRO:O	40:L3:242:THR:HG23	1.88	0.73
63:N7:50:PRO:HD3	63:N7:68:ILE:HG12	1.69	0.73
2:S0:76:ILE:HD13	2:S0:98:ILE:HB	2.69	0.73
36:1:2208:A:N1	87:1:4043:OHX:N2	2.36	0.73
42:L5:270:LYS:HG3	42:L5:273:ARG:HB2	5.63	0.73
52:M6:61:ALA:HA	52:M6:70:PRO:HD2	1.70	0.73
58:N2:51:GLY:O	58:N2:52:ASN:ND2	2.19	0.73
4:S2:56:ILE:HG23	4:S2:61:LEU:HB2	1.68	0.73
1:6:383:G:N7	87:6:2150:OHX:N5	2.35	0.73
30:D8:36:THR:OG1	30:D8:37:SER:N	2.21	0.73
74:O8:9:LYS:NZ	74:O8:13:GLU:OE2	2.21	0.73
56:N0:108:GLN:NE2	36:5:1322:U:O2	293.92	0.73
1:6:1765:A:OP1	87:6:2127:OHX:N2	2.21	0.73
19:C7:5:ARG:NH1	1:6:1402:G:OP2	409.88	0.73
29:D7:56:CYS:HB2	29:D7:61:THR:HG21	1.69	0.73
43:L6:31:ARG:HH11	69:O3:107:ILE:HG22	5.54	0.73
47:M0:145:LYS:HZ2	47:M0:167:LEU:HD12	4.74	0.73
79:Q3:8:VAL:HB	79:Q3:11:THR:HG22	1.70	0.73
2:S0:179:ARG:HD3	2:S0:183:ARG:HH11	1.54	0.73
4:S2:179:VAL:O	4:S2:198:THR:OG1	2.24	0.73
1:6:1695:G:H21	1:6:1706:C:H41	1.35	0.73
59:N3:87:ARG:HH22	59:N3:137:VAL:HG22	1.87	0.73
59:N3:13:ILE:HD12	59:N3:85:TRP:CG	2.24	0.73
8:S6:67:VAL:HG21	8:S6:99:GLY:HA2	1.79	0.73
36:5:2764:C:N3	89:5:4252:3HE:H11	2.02	0.73

Continued on next page...

Continued from previous page...

Atom-1	Atom-2	Interatomic distance (Å)	Clash overlap (Å)
1:6:915:A:OP1	87:6:2072:OHX:N6	2.21	0.73
18:C6:82:ARG:NH1	18:C6:114:ARG:O	2.76	0.73
39:L2:172:GLY:HA3	79:Q3:68:ALA:H	4.08	0.73
8:S6:49:VAL:HB	8:S6:115:LYS:HG3	4.03	0.73
10:S8:76:THR:HG22	10:S8:105:ASP:HB3	2.68	0.73
1:2:819:G:O2'	1:2:821:U:OP2	2.04	0.73
46:L9:120:ASP:OD1	46:L9:124:ARG:NH2	2.22	0.73
36:1:1409:G:N7	87:1:4066:OHX:N3	2.37	0.72
1:2:1769:U:OP2	87:2:2144:OHX:N1	2.22	0.72
1:2:730:G:O6	87:2:2155:OHX:N4	2.22	0.72
33:E1:146:SER:HB3	1:6:1234:A:H4'	435.03	0.72
18:C6:18:ALA:HB2	18:C6:69:VAL:HG13	1.71	0.72
56:N0:13:ARG:NH2	56:N0:50:LYS:O	3.31	0.72
64:N8:76:ASP:HB3	64:N8:116:GLY:HA3	6.65	0.72
6:S4:139:VAL:HG13	6:S4:150:PRO:HG3	1.69	0.72
10:S8:62:THR:HA	10:S8:76:THR:O	2.39	0.72
1:2:452:A:OP2	87:2:2037:OHX:N5	2.23	0.72
1:2:471:A:OP2	87:2:2075:OHX:N4	2.22	0.72
36:5:1840:U:OP2	87:5:4040:OHX:N4	2.22	0.72
18:C6:82:ARG:HH22	18:C6:114:ARG:HB2	1.54	0.72
27:D5:95:HIS:ND1	27:D5:96:SER:O	2.21	0.72
61:N5:115:ARG:NH1	61:N5:119:THR:OG1	2.28	0.72
65:N9:23:LYS:HB3	65:N9:24:PRO:HD3	3.75	0.72
72:O6:58:ILE:HG22	72:O6:90:MET:HG3	2.91	0.72
37:3:44:C:OP2	48:M1:137:ARG:NH2	2.21	0.72
63:N7:15:ARG:NH2	70:O4:83:ASN:OD1	2.22	0.72
2:S0:185:ARG:HG3	23:D1:47:PRO:HD3	1.69	0.72
36:1:1215:U:H2'	36:1:1216:C:H5''	1.69	0.72
36:1:2107:A:H2	36:1:3344:A:C8	2.06	0.72
1:2:794:U:O2'	1:2:795:U:O2	2.07	0.72
39:L2:193:ARG:NH2	36:5:2181:C:OP1	197.98	0.72
1:6:1280:C:H2'	1:6:1281:G:H8	1.54	0.72
36:1:1145:G:OP1	68:O2:44:ARG:NH1	2.21	0.72
74:O8:31:LEU:HA	74:O8:37:PRO:HA	1.72	0.72
36:5:990:U:O4	87:5:4184:OHX:N6	2.23	0.72
54:M8:170:ARG:HA	54:M8:174:ARG:HD2	2.31	0.72
5:S3:53:THR:HG22	5:S3:91:VAL:HG11	2.58	0.72
29:D7:28:PRO:HB3	1:6:959:U:H5''	351.96	0.72
39:L2:209:HIS:HD2	39:L2:211:HIS:H	1.35	0.72
69:O3:15:SER:HB3	69:O3:29:LEU:HD12	1.72	0.72
11:S9:108:ARG:HB2	11:S9:111:THR:HG23	2.55	0.72

Continued on next page...

Continued from previous page...

Atom-1	Atom-2	Interatomic distance (Å)	Clash overlap (Å)
36:1:1495:U:H5	36:1:1835:A:N1	1.87	0.72
8:S6:87:ARG:NH2	1:6:161:U:OP2	315.51	0.72
1:6:1680:G:O6	87:6:2190:OHX:N1	2.23	0.72
18:C6:39:VAL:HG12	18:C6:41:PRO:HD2	5.90	0.72
45:L8:156:ASP:OD2	45:L8:156:ASP:N	2.21	0.72
8:S6:2:LYS:HB2	8:S6:108:VAL:HG22	1.70	0.72
36:1:2734:A:OP1	87:1:4006:OHX:N3	2.23	0.72
1:2:823:G:H2'	1:2:824:G:C8	2.24	0.72
44:L7:88:ARG:HD2	44:L7:90:LYS:O	1.96	0.72
87:1:3957:OHX:N6	44:L7:217:PRO:O	2.23	0.72
1:2:1239:U:O4	87:2:2046:OHX:N2	2.23	0.72
1:2:1585:U:H3	1:2:1611:A:H2	1.38	0.72
21:C9:115:GLU:OE1	21:C9:123:ARG:NH1	5.49	0.72
21:C9:16:ASN:OD1	21:C9:56:LYS:NZ	2.23	0.72
7:S5:61:TYR:OH	30:D8:52:ASP:OD1	2.21	0.72
39:L2:70:ARG:NH2	36:5:2522:G:O6	176.20	0.72
36:1:528:U:H2'	36:1:529:A:C8	2.25	0.72
21:C9:42:GLY:HA2	21:C9:84:LYS:HE2	3.97	0.72
10:S8:172:ARG:NH1	1:6:330:G:OP2	280.79	0.71
45:L8:144:GLU:OE1	72:O6:36:ARG:NH2	2.23	0.71
76:Q0:92:ASP:O	76:Q0:105:PRO:HG3	1.90	0.71
36:1:239:G:O2'	36:1:240:U:OP1	2.09	0.71
1:2:213:A:OP2	87:2:2115:OHX:N2	2.23	0.71
50:M4:48:GLY:HA3	50:M4:53:VAL:HG13	2.21	0.71
34:SR:33:LEU:HB3	34:SR:45:TRP:HB2	1.72	0.71
36:5:2311:G:OP2	87:5:4198:OHX:N1	2.22	0.71
1:6:67:A:O2'	1:6:69:G:OP1	2.05	0.71
16:C4:51:ASP:OD1	1:6:902:G:N1	283.53	0.71
25:D3:124:VAL:HG12	25:D3:125:VAL:H	1.55	0.71
46:L9:138:THR:O	46:L9:139:ASN:ND2	2.23	0.71
46:L9:8:GLN:HG2	46:L9:68:LEU:HD13	1.72	0.71
6:S4:117:GLU:O	6:S4:120:SER:OG	2.08	0.71
36:1:107:A:OP1	49:M3:39:ARG:NH1	2.23	0.71
36:1:1765:U:H5''	55:M9:43:LYS:HE2	1.72	0.71
28:D6:79:ILE:HA	28:D6:84:VAL:HB	1.72	0.71
40:L3:218:ILE:HG12	40:L3:276:THR:HG23	2.70	0.71
47:M0:36:LEU:HD21	47:M0:69:ARG:HH11	1.54	0.71
31:D9:21:CYS:HB2	31:D9:39:CYS:HB3	1.89	0.71
34:SR:14:GLU:HG2	34:SR:309:VAL:HG13	3.91	0.71
1:2:1041:G:H2'	1:2:1042:G:C8	2.25	0.71
43:L6:31:ARG:NH1	69:O3:107:ILE:HG22	6.21	0.71

Continued on next page...

Continued from previous page...

Atom-1	Atom-2	Interatomic distance (Å)	Clash overlap (Å)
6:S4:104:ASP:HB3	6:S4:106:LYS:H	1.73	0.71
11:S9:96:VAL:HA	11:S9:99:LEU:HD22	1.72	0.71
36:1:917:A:OP2	87:1:4143:OHX:N2	2.24	0.71
36:1:978:G:O2'	36:1:979:U:O2	2.08	0.71
87:2:2030:OHX:N4	87:2:2145:OHX:N2	2.38	0.71
71:O5:10:ARG:NH1	71:O5:60:GLU:OE1	2.23	0.71
36:1:3138:U:H2'	36:1:3139:A:H5''	1.71	0.71
36:1:3166:C:H42	36:1:3284:G:H1	1.35	0.71
1:2:150:U:OP1	26:D4:123:LYS:NZ	2.21	0.71
1:6:1202:A:OP1	87:6:2131:OHX:N2	2.23	0.71
44:L7:108:LEU:HD21	44:L7:115:THR:HG23	1.73	0.71
45:L8:71:VAL:HG22	45:L8:76:ALA:HB2	1.73	0.71
47:M0:171:TRP:O	47:M0:174:THR:HB	1.90	0.71
63:N7:21:LYS:HD3	63:N7:47:GLU:HA	1.73	0.71
6:S4:98:ASN:ND2	6:S4:116:ASP:OD1	2.24	0.71
36:1:1238:C:N4	36:1:1245:A:OP2	2.23	0.71
36:5:2211:U:H5	36:5:2234:G:O6	1.74	0.71
27:D5:71:ILE:HG21	27:D5:76:ALA:HB2	3.25	0.71
46:L9:48:VAL:HG13	46:L9:52:LEU:HB3	1.73	0.71
8:S6:98:ARG:NH2	8:S6:101:ILE:O	2.30	0.71
36:1:2854:U:OP2	47:M0:3:ARG:NH2	2.23	0.71
36:1:860:G:OP1	79:Q3:17:ARG:NH1	2.23	0.71
1:2:1533:C:H4'	1:2:1539:G:N1	2.06	0.71
46:L9:171:ASP:OD1	46:L9:173:ARG:HD3	1.90	0.71
51:M5:98:LEU:HD23	51:M5:128:LYS:HD2	2.17	0.71
36:1:1381:A:OP1	41:L4:197:ARG:NH1	2.24	0.70
1:2:833:U:OP2	87:2:2140:OHX:N4	2.24	0.70
41:L4:193:LYS:NZ	38:8:21:C:OP1	108.96	0.70
17:C5:44:ARG:NH2	17:C5:82:ASN:O	3.06	0.70
24:D2:27:ILE:HD11	24:D2:61:ILE:HD12	1.73	0.70
7:S5:94:THR:HB	7:S5:114:ILE:HG13	1.73	0.70
1:2:1234:A:H4'	33:E1:146:SER:HB3	1.73	0.70
1:2:1521:G:O6	21:C9:68:ARG:NH1	2.24	0.70
1:6:301:A:OP2	87:6:2094:OHX:N1	2.25	0.70
3:S1:77:GLU:OE1	16:C4:114:ARG:NH2	2.23	0.70
40:L3:41:VAL:HA	40:L3:185:GLY:CA	2.35	0.70
52:M6:110:PRO:O	52:M6:113:ASP:N	5.19	0.70
56:N0:77:VAL:HG11	56:N0:106:LEU:HD12	1.73	0.70
3:S1:129:THR:HA	3:S1:177:GLN:HA	1.71	0.70
36:5:2846:U:O2'	87:5:4053:OHX:N1	2.23	0.70
16:C4:80:HIS:ND1	16:C4:113:GLY:O	2.24	0.70

Continued on next page...

Continued from previous page...

Atom-1	Atom-2	Interatomic distance (Å)	Clash overlap (Å)
23:D1:60:ARG:HA	23:D1:65:SER:HB2	2.28	0.70
48:M1:17:LEU:HD21	48:M1:19:LEU:HD21	2.05	0.70
7:S5:57:SER:O	7:S5:59:VAL:N	2.24	0.70
36:1:3148:U:O4	87:1:4109:OHX:N2	2.25	0.70
41:L4:354:VAL:HG11	57:N1:143:THR:HG21	1.74	0.70
36:1:1507:G:C8	53:M7:129:THR:HG22	2.25	0.70
36:1:2318:U:O4	87:1:4039:OHX:N2	2.24	0.70
36:1:718:G:C2	36:1:721:G:H1'	2.27	0.70
87:2:2030:OHX:N4	87:2:2145:OHX:N1	2.38	0.70
36:5:2128:C:OP1	87:5:4090:OHX:N3	2.24	0.70
1:2:513:U:OP1	11:S9:133:HIS:NE2	2.24	0.70
36:1:3074:G:OP1	87:1:4038:OHX:N1	2.24	0.70
22:D0:53:LYS:HB2	22:D0:92:ASP:HB2	2.60	0.70
22:D0:95:ALA:HB1	22:D0:99:ILE:HG13	3.83	0.70
39:L2:70:ARG:HH11	39:L2:72:ARG:HE	4.57	0.70
36:1:2206:G:H1	36:1:2237:C:H42	1.40	0.70
1:2:1620:C:OP2	87:2:2165:OHX:N6	2.25	0.70
1:2:434:G:N7	87:2:2047:OHX:N4	2.40	0.70
38:4:70:G:O6	87:O7:103:OHX:N4	2.25	0.70
27:D5:71:ILE:HG23	27:D5:73:GLY:H	7.26	0.70
42:L5:120:LYS:O	42:L5:248:ARG:NH2	3.02	0.70
56:N0:23:LYS:O	57:N1:146:ASN:ND2	2.23	0.70
2:S0:83:GLN:HG2	2:S0:99:ALA:HB1	1.74	0.70
9:S7:64:VAL:HG22	9:S7:94:ALA:HB1	2.96	0.70
36:1:2528:G:N7	87:1:4183:OHX:N3	2.40	0.70
36:5:945:C:H2'	36:5:946:U:C6	2.27	0.70
8:S6:136:LYS:NZ	1:6:66:U:OP1	336.53	0.70
1:2:1382:A:H5''	22:D0:60:THR:HG22	1.74	0.70
41:L4:170:LYS:HG3	41:L4:175:HIS:HB2	2.41	0.70
3:S1:175:GLU:O	3:S1:187:LYS:NZ	2.24	0.70
1:2:789:A:O2'	6:S4:106:LYS:NZ	2.25	0.70
20:C8:23:ASP:OD1	20:C8:25:ASN:ND2	3.54	0.70
21:C9:42:GLY:HA2	21:C9:84:LYS:HG3	1.74	0.70
40:L3:296:THR:HG22	40:L3:298:PHE:N	2.05	0.70
46:L9:13:PRO:HD2	46:L9:16:VAL:HG22	1.72	0.70
36:5:299:G:N7	87:5:4189:OHX:N1	2.39	0.70
47:M0:24:ARG:HG3	47:M0:24:ARG:HH11	1.57	0.70
56:N0:91:TYR:O	56:N0:137:ARG:NH1	2.25	0.70
11:S9:159:ALA:HB3	11:S9:162:SER:HB3	3.66	0.70
1:6:86:A:OP2	87:6:2189:OHX:N1	2.25	0.69
41:L4:203:ARG:NH1	41:L4:226:GLU:OE2	2.24	0.69

Continued on next page...

Continued from previous page...

Atom-1	Atom-2	Interatomic distance (Å)	Clash overlap (Å)
44:L7:176:TYR:CZ	44:L7:197:GLN:HG2	2.27	0.69
56:N0:137:ARG:HG2	56:N0:139:TYR:CE1	2.47	0.69
70:O4:41:ARG:HA	70:O4:56:THR:HG22	3.66	0.69
17:C5:111:MET:HG2	20:C8:119:ILE:HG13	4.99	0.69
24:D2:6:VAL:HG13	24:D2:34:ILE:HD11	2.03	0.69
27:D5:55:PRO:O	27:D5:57:TYR:N	2.21	0.69
56:N0:137:ARG:HG2	56:N0:139:TYR:CZ	2.87	0.69
58:N2:59:ASP:O	58:N2:61:THR:N	2.23	0.69
1:2:1720:G:O6	87:2:2081:OHX:N5	2.25	0.69
12:C0:50:THR:HG22	12:C0:55:VAL:HG22	1.72	0.69
26:D4:3:ASP:O	26:D4:5:VAL:N	2.23	0.69
28:D6:26:CYS:HB2	28:D6:28:LYS:H	3.78	0.69
43:L6:129:GLU:OE2	43:L6:130:ILE:N	2.26	0.69
58:N2:89:LEU:HD22	58:N2:93:ILE:HD11	1.74	0.69
9:S7:35:LYS:O	9:S7:37:GLU:N	2.24	0.69
9:S7:58:LEU:HD12	9:S7:90:VAL:HG22	1.74	0.69
3:S1:35:PRO:HB3	3:S1:231:LEU:HD11	3.59	0.69
7:S5:36:ALA:HB1	7:S5:42:LEU:HD12	5.08	0.69
36:1:1952:G:H3'	36:1:1953:G:H5''	1.74	0.69
36:1:2310:U:OP1	87:1:4139:OHX:N2	2.26	0.69
37:3:4:U:H2'	37:3:5:G:C8	2.28	0.69
17:C5:126:VAL:O	17:C5:127:ARG:HB2	2.34	0.69
2:S0:124:THR:HA	2:S0:146:LEU:HB2	1.75	0.69
6:S4:159:THR:HB	6:S4:227:VAL:HG23	1.73	0.69
36:1:1724:U:H1'	36:1:1725:C:C6	2.27	0.69
73:O7:55:ARG:NH1	36:5:353:G:O6	113.12	0.69
1:6:1696:G:O2'	1:6:1698:G:N7	2.23	0.69
20:C8:49:LYS:NZ	20:C8:79:TYR:O	2.26	0.69
51:M5:71:ARG:NH2	36:5:32:U:O3'	140.55	0.69
53:M7:33:ALA:HB1	53:M7:117:ILE:HG12	1.75	0.69
8:S6:70:PRO:O	8:S6:98:ARG:NH1	2.26	0.69
1:2:1240:U:OP2	87:2:2143:OHX:N1	2.26	0.69
1:2:40:A:OP1	11:S9:3:ARG:NH1	2.25	0.69
1:6:1662:G:O6	87:6:2064:OHX:N6	2.25	0.69
24:D2:105:THR:HG23	24:D2:110:ILE:HG12	1.75	0.69
53:M7:126:ARG:HD2	53:M7:140:GLU:OE2	1.93	0.69
31:D9:33:LYS:HE2	31:D9:34:TYR:CZ	3.49	0.69
46:L9:3:TYR:HA	56:N0:142:GLN:OE1	1.93	0.69
36:1:73:C:C2	49:M3:59:ARG:HD3	2.28	0.69
70:O4:38:LEU:H	70:O4:38:LEU:HD12	3.36	0.69
6:S4:9:LEU:HD12	6:S4:30:ARG:HA	2.23	0.69

Continued on next page...

Continued from previous page...

Atom-1	Atom-2	Interatomic distance (Å)	Clash overlap (Å)
7:S5:92:ARG:NH2	7:S5:169:ASN:OD1	2.37	0.69
36:1:295:A:H1'	72:O6:82:ARG:HH11	1.57	0.69
36:1:3259:U:H5'	36:1:3259:U:C6	2.27	0.69
1:6:453:U:O4	87:6:2063:OHX:N4	2.25	0.69
63:N7:27:LYS:HB3	63:N7:42:LEU:HB2	2.70	0.69
36:1:2236:G:OP1	87:1:4118:OHX:N6	2.25	0.69
1:2:1067:C:H2'	1:2:1068:C:H6	1.56	0.69
36:5:1149:G:N2	36:5:1198:C:N3	2.37	0.69
26:D4:88:THR:HA	26:D4:91:LEU:HD12	1.75	0.69
27:D5:41:ILE:HG23	27:D5:42:LEU:H	1.58	0.69
53:M7:40:GLU:HB3	53:M7:43:LYS:HG3	1.73	0.69
75:O9:19:GLN:NE2	38:8:53:A:OP1	90.67	0.69
11:S9:149:ARG:O	11:S9:151:ASP:N	2.26	0.69
1:2:656:G:O2'	1:2:657:U:O4'	2.11	0.69
77:Q1:23:ARG:O	87:5:4002:OHX:N2	264.88	0.69
1:6:1041:G:OP1	87:6:2176:OHX:N4	2.26	0.69
20:C8:70:VAL:HA	20:C8:73:MET:HE2	1.74	0.69
23:D1:74:GLN:HB2	23:D1:79:LEU:HB2	1.75	0.69
55:M9:27:ASN:O	87:M9:202:OHX:N6	2.26	0.69
36:1:1374:G:O6	64:N8:10:LYS:NZ	2.23	0.69
66:O0:26:GLY:O	66:O0:30:THR:HG23	1.99	0.69
41:L4:60:THR:HG23	36:5:364:G:OP1	129.13	0.68
29:D7:29:ARG:HG3	29:D7:29:ARG:HH11	1.58	0.68
40:L3:347:SER:HB3	40:L3:350:ALA:H	1.58	0.68
41:L4:204:GLY:O	41:L4:246:ARG:NH1	2.37	0.68
9:S7:62:VAL:HG12	9:S7:63:PRO:HD2	1.73	0.68
36:1:1103:A:N6	36:1:1363:A:O2'	2.27	0.68
36:1:3065:G:O6	87:1:4135:OHX:N6	2.26	0.68
14:C2:66:VAL:HG11	14:C2:71:ILE:HD12	1.75	0.68
16:C4:87:GLY:HA3	16:C4:120:PRO:HG2	2.41	0.68
36:1:2548:C:OP2	39:L2:93:LYS:NZ	2.25	0.68
47:M0:99:ILE:HG13	47:M0:123:HIS:HB2	4.95	0.68
1:2:523:G:OP2	26:D4:37:LYS:NZ	2.20	0.68
1:2:68:A:OP1	8:S6:160:ARG:NH2	2.22	0.68
22:D0:35:GLU:OE2	22:D0:57:ARG:NH2	3.14	0.68
75:O9:48:LYS:O	87:O9:101:OHX:N1	5.03	0.68
36:1:3107:U:OP1	76:Q0:114:LYS:NZ	2.22	0.68
34:SR:238:ASP:OD2	34:SR:258:THR:OG1	2.33	0.68
1:2:1199:G:O6	22:D0:67:THR:HG23	1.93	0.68
1:2:1680:G:O6	87:2:2109:OHX:N5	2.26	0.68
51:M5:172:ARG:HD2	36:5:30:G:O5'	111.16	0.68

Continued on next page...

Continued from previous page...

Atom-1	Atom-2	Interatomic distance (Å)	Clash overlap (Å)
23:D1:3:ASN:HD21	23:D1:7:GLN:HB3	3.03	0.68
7:S5:119:ASP:O	7:S5:123:VAL:HG23	3.13	0.68
36:1:1103:A:H4'	36:1:1103:A:OP2	1.92	0.68
87:2:2030:OHX:N6	87:2:2145:OHX:N5	2.42	0.68
36:5:2895:G:H2'	36:5:2896:A:H5''	1.76	0.68
41:L4:182:LEU:HD13	41:L4:223:PRO:HG2	1.75	0.68
44:L7:121:LYS:HB2	57:N1:133:ALA:HB3	1.75	0.68
70:O4:20:ILE:HD11	70:O4:34:HIS:CE1	2.29	0.68
4:S2:101:VAL:HG22	4:S2:115:ILE:HG12	1.76	0.68
9:S7:13:PRO:HB3	9:S7:14:THR:HB	1.73	0.68
36:5:3274:A:H3'	36:5:3275:U:C5'	2.21	0.68
40:L3:41:VAL:CA	40:L3:185:GLY:HA3	2.29	0.68
36:1:883:A:H5'	53:M7:133:HIS:HA	1.76	0.68
3:S1:128:LYS:HE2	3:S1:132:ASP:HB3	1.76	0.68
3:S1:157:GLN:O	3:S1:159:SER:N	2.25	0.68
1:2:154:G:OP1	8:S6:2:LYS:NZ	2.23	0.68
1:2:420:A:OP1	8:S6:96:SER:OG	2.07	0.68
36:5:1556:C:H2'	36:5:2169:G:N1	2.09	0.68
39:L2:193:ARG:NH1	36:5:2174:G:OP2	191.09	0.68
36:5:2236:G:OP1	87:5:4248:OHX:N3	2.26	0.68
33:E1:91:ILE:HG12	33:E1:92:LYS:HG2	6.70	0.68
36:5:1238:C:O2'	36:5:1239:C:OP1	2.11	0.68
64:N8:42:ARG:HH21	36:5:2799:A:H1'	192.77	0.68
18:C6:58:ASP:O	18:C6:60:PHE:N	2.26	0.68
19:C7:50:ILE:O	19:C7:54:THR:HG23	2.03	0.68
1:2:1502:G:O6	21:C9:102:ARG:NH2	2.27	0.68
44:L7:158:LYS:HD2	44:L7:159:GLN:HA	4.51	0.68
36:1:3316:A:O2'	36:1:3317:U:OP2	2.09	0.68
1:2:900:A:OP1	16:C4:43:THR:OG1	2.07	0.68
1:6:1670:G:N7	87:6:2191:OHX:N4	2.41	0.68
39:L2:209:HIS:CD2	39:L2:211:HIS:H	2.12	0.68
42:L5:105:ILE:O	42:L5:109:THR:HG23	1.97	0.68
44:L7:110:ARG:NH2	36:5:1364:C:OP1	223.45	0.68
11:S9:116:LEU:O	11:S9:118:LEU:N	3.43	0.68
34:SR:164:ASP:O	34:SR:166:SER:N	2.73	0.68
36:1:269:G:H5''	51:M5:14:LYS:HE2	1.76	0.68
70:O4:52:GLN:HG2	36:5:1639:C:H5'	197.23	0.68
36:5:2520:A:H2'	36:5:2521:U:C6	2.29	0.68
46:L9:70:THR:HG21	36:5:3122:A:N1	325.23	0.68
36:5:2810:C:OP1	87:5:4080:OHX:N3	2.27	0.68
1:6:1533:C:H4'	1:6:1539:G:N1	2.09	0.68

Continued on next page...

Continued from previous page...

Atom-1	Atom-2	Interatomic distance (Å)	Clash overlap (Å)
1:6:1754:A:H4'	1:6:1755:A:O5'	1.94	0.68
1:6:1762:A:H1'	1:6:1783:C:H5'	1.76	0.68
28:D6:58:VAL:HG22	28:D6:59:TYR:H	2.23	0.68
42:L5:56:THR:O	42:L5:58:LYS:N	2.27	0.68
36:1:3215:A:H8	50:M4:121:MET:HE1	1.59	0.68
62:N6:45:ILE:HD11	62:N6:122:LYS:HB2	1.74	0.68
73:O7:21:ARG:NH2	73:O7:41:ALA:O	2.35	0.68
1:2:514:G:H1	1:2:543:C:H5	1.41	0.67
36:5:2112:U:H4'	36:5:2113:A:H5'	1.74	0.67
36:5:410:U:O4	87:5:4102:OHX:N1	2.27	0.67
36:5:604:G:N7	87:5:4168:OHX:N2	2.42	0.67
13:C1:125:VAL:HA	13:C1:139:VAL:O	1.94	0.67
17:C5:126:VAL:HG13	17:C5:127:ARG:H	1.58	0.67
23:D1:3:ASN:ND2	23:D1:7:GLN:HB3	3.25	0.67
40:L3:10:ARG:NH2	40:L3:263:SER:O	2.26	0.67
63:N7:135:ARG:HH21	63:N7:135:ARG:HB3	3.39	0.67
43:L6:31:ARG:NH1	69:O3:107:ILE:O	2.27	0.67
75:O9:9:ILE:HG22	75:O9:13:MET:HE2	1.75	0.67
34:SR:22:SER:OG	34:SR:70:ASP:HA	2.26	0.67
36:1:3243:A:H4'	40:L3:95:THR:HG22	1.76	0.67
1:2:915:A:OP1	87:2:2093:OHX:N3	2.27	0.67
36:5:1878:G:OP1	87:5:3958:OHX:N5	2.27	0.67
1:6:755:A:H2'	1:6:756:A:H8	1.59	0.67
36:5:3:U:H3	38:8:156:U:H3	1.42	0.67
33:E1:103:LEU:HD23	33:E1:105:TYR:HB2	2.82	0.67
36:5:1313:G:O6	87:5:4163:OHX:N6	2.27	0.67
2:S0:182:LEU:HB3	2:S0:188:LEU:HD23	1.75	0.67
3:S1:51:SER:HB3	3:S1:57:ALA:H	2.72	0.67
10:S8:48:THR:HG21	10:S8:54:LYS:HE3	1.76	0.67
36:1:2112:U:H4'	36:1:2113:A:H5'	1.77	0.67
36:5:1556:C:H2'	36:5:2169:G:H1	1.58	0.67
64:N8:27:LYS:NZ	36:5:801:A:OP1	154.91	0.67
25:D3:91:GLY:O	25:D3:93:LEU:N	2.27	0.67
26:D4:62:THR:HA	26:D4:69:SER:HA	1.75	0.67
49:M3:56:PRO:HG3	49:M3:74:GLY:O	1.93	0.67
54:M8:134:GLY:O	54:M8:137:THR:OG1	2.46	0.67
56:N0:2:ALA:HB3	56:N0:32:SER:HB3	1.77	0.67
59:N3:48:ARG:HH11	59:N3:48:ARG:HG3	2.39	0.67
64:N8:94:ALA:HA	64:N8:121:VAL:HG13	1.77	0.67
8:S6:155:ASP:OD2	8:S6:155:ASP:N	2.28	0.67
36:1:2754:G:OP2	87:1:4006:OHX:N6	2.26	0.67

Continued on next page...

Continued from previous page...

Atom-1	Atom-2	Interatomic distance (Å)	Clash overlap (Å)
36:1:543:C:H42	36:1:548:G:H1	1.42	0.67
38:4:141:C:OP1	51:M5:109:ARG:NH1	2.27	0.67
36:5:1196:C:OP1	87:5:4236:OHX:N6	2.28	0.67
36:5:980:A:H2'	36:5:981:U:C2	2.30	0.67
41:L4:302:ALA:HB2	54:M8:39:ARG:CZ	2.44	0.67
1:2:770:A:OP2	87:2:2137:OHX:N6	2.27	0.67
1:2:1537:C:N3	87:2:2153:OHX:N3	2.43	0.67
1:2:348:U:O4	87:2:2126:OHX:N5	2.28	0.67
1:6:1239:U:O4	87:6:2098:OHX:N1	2.27	0.67
36:1:824:C:H5''	39:L2:21:ARG:HD3	1.76	0.67
41:L4:36:HIS:O	41:L4:40:THR:HG23	2.08	0.67
2:S0:41:ARG:HH11	2:S0:45:VAL:HG21	2.23	0.67
36:1:330:G:OP2	87:1:4042:OHX:N2	2.28	0.67
36:1:980:A:H2'	36:1:981:U:N1	2.10	0.67
36:5:1024:G:N7	36:5:1027:A:N6	2.42	0.67
36:5:2840:C:OP1	87:5:4138:OHX:N3	2.27	0.67
1:6:1665:U:O4	87:6:2125:OHX:N6	2.28	0.67
14:C2:61:VAL:HG13	14:C2:121:VAL:HG23	3.50	0.67
46:L9:36:LYS:NZ	46:L9:152:GLU:OE1	2.81	0.67
69:O3:48:ARG:NH1	69:O3:48:ARG:HG2	2.06	0.67
1:2:706:A:N1	1:2:734:A:N6	2.43	0.67
37:3:39:C:N3	48:M1:70:THR:HG22	2.08	0.67
36:5:2444:C:H42	36:5:2503:G:H1	1.43	0.67
36:5:528:U:H2'	36:5:529:A:C8	2.30	0.67
1:6:213:A:OP2	87:6:2151:OHX:N1	2.27	0.67
25:D3:126:LYS:HA	25:D3:131:SER:HA	1.77	0.67
40:L3:56:ILE:HD11	40:L3:359:ILE:HG12	2.08	0.67
47:M0:175:ASN:OD1	47:M0:176:LEU:N	5.32	0.67
49:M3:166:ALA:N	64:N8:135:GLU:OE1	2.21	0.67
2:S0:52:LYS:HD3	23:D1:82:VAL:HA	3.18	0.67
3:S1:48:VAL:HG21	3:S1:61:LEU:HD22	4.49	0.67
36:1:562:C:H2'	36:1:563:U:H6	1.59	0.67
1:2:1681:A:H2'	1:2:1682:U:H5'	1.75	0.67
40:L3:332:ARG:HH11	40:L3:332:ARG:HG2	1.58	0.67
42:L5:64:ILE:HG13	42:L5:109:THR:HG21	2.81	0.67
66:O0:9:SER:OG	66:O0:10:ILE:N	2.71	0.67
36:1:2677:G:H2'	36:1:2679:A:H2	1.60	0.67
36:1:276:U:O2	51:M5:93:LYS:NZ	2.26	0.67
1:2:372:G:OP1	24:D2:88:LYS:NZ	2.28	0.67
36:5:2209:U:O4	87:5:3963:OHX:N4	2.27	0.67
1:6:193:U:C2	1:6:195:G:H1'	2.30	0.67

Continued on next page...

Continued from previous page...

Atom-1	Atom-2	Interatomic distance (Å)	Clash overlap (Å)
21:C9:117:SER:HB2	21:C9:123:ARG:HB2	1.76	0.67
63:N7:14:VAL:HG13	70:O4:86:LYS:HG3	3.26	0.67
74:O8:22:THR:HG22	74:O8:74:LYS:HB3	4.64	0.67
16:C4:85:ALA:H	16:C4:119:THR:CG2	2.08	0.66
19:C7:105:GLN:HA	19:C7:108:ASP:HB2	2.38	0.66
45:L8:33:ASN:O	45:L8:35:GLY:N	3.20	0.66
62:N6:52:ARG:O	62:N6:54:ASP:N	2.27	0.66
9:S7:89:HIS:ND1	9:S7:168:SER:OG	2.22	0.66
34:SR:16:HIS:CE1	34:SR:37:SER:HB2	2.31	0.66
36:1:2392:C:O2'	40:L3:266:ARG:NH2	2.25	0.66
36:1:239:G:O6	87:1:4034:OHX:N3	2.28	0.66
36:1:776:U:H5	36:1:2719:U:O2	1.78	0.66
1:2:872:G:O6	87:2:2125:OHX:N3	2.27	0.66
36:5:155:G:H5''	36:5:156:G:C8	2.30	0.66
36:5:3128:G:OP2	87:5:4159:OHX:N3	2.28	0.66
40:L3:36:ASP:OD1	40:L3:38:SER:OG	2.11	0.66
48:M1:143:ARG:NH2	37:7:5:G:OP1	292.36	0.66
56:N0:39:SER:OG	37:7:98:C:OP1	285.97	0.66
78:Q2:14:GLY:O	78:Q2:16:THR:N	2.28	0.66
9:S7:56:LYS:HB2	9:S7:88:ARG:HD3	1.77	0.66
1:2:1600:A:H4'	1:2:1601:G:OP1	1.95	0.66
1:2:324:U:OP1	13:C1:133:LYS:NZ	2.24	0.66
1:2:538:A:H5'	1:2:543:C:H42	1.60	0.66
36:5:343:U:OP2	87:5:3925:OHX:N3	2.28	0.66
87:5:3943:OHX:N1	87:5:4233:OHX:N3	2.42	0.66
87:5:3943:OHX:N5	87:5:4233:OHX:N3	2.43	0.66
1:6:1524:A:H2'	1:6:1525:A:C8	2.30	0.66
55:M9:170:ARG:HH12	1:6:814:A:H2'	321.85	0.66
22:D0:67:THR:HG23	1:6:1199:G:O6	402.57	0.66
40:L3:18:PRO:HG2	40:L3:20:LYS:HD2	2.57	0.66
41:L4:232:SER:OG	41:L4:233:LEU:N	2.27	0.66
36:1:687:U:OP2	49:M3:36:ARG:NH2	2.28	0.66
36:1:2973:G:N7	87:1:4098:OHX:N2	2.44	0.66
36:1:871:U:H2'	36:1:872:U:C6	2.30	0.66
19:C7:26:LEU:HD13	19:C7:59:LYS:HG3	1.76	0.66
40:L3:71:GLU:OE1	40:L3:357:LYS:NZ	2.27	0.66
41:L4:179:LEU:HD22	41:L4:183:LYS:HG2	2.24	0.66
47:M0:84:ALA:O	47:M0:140:THR:HG22	1.98	0.66
54:M8:154:GLY:O	54:M8:159:LYS:HE2	1.95	0.66
67:O1:44:MET:O	67:O1:46:THR:N	3.16	0.66
69:O3:73:ARG:HG3	69:O3:82:ARG:HG3	1.76	0.66

Continued on next page...

Continued from previous page...

Atom-1	Atom-2	Interatomic distance (Å)	Clash overlap (Å)
1:2:732:G:O2'	1:2:733:A:O4'	2.12	0.66
87:5:3943:OHX:N5	87:5:4233:OHX:N6	2.43	0.66
36:5:979:U:H1'	36:5:980:A:N3	2.10	0.66
56:N0:155:ARG:HD3	56:N0:172:TYR:CG	2.30	0.66
57:N1:68:THR:HG22	57:N1:71:SER:H	2.28	0.66
59:N3:48:ARG:NH2	36:5:3043:C:OP2	252.14	0.66
2:S0:71:GLU:O	2:S0:73:VAL:N	2.25	0.66
34:SR:25:THR:OG1	34:SR:26:SER:N	3.33	0.66
36:1:829:U:H3	36:1:895:A:H62	1.41	0.66
25:D3:73:ARG:HE	25:D3:84:THR:HG22	1.92	0.66
41:L4:59:GLN:OE1	73:O7:55:ARG:NH2	2.38	0.66
73:O7:24:ARG:NH1	36:5:361:A:OP1	121.20	0.66
5:S3:137:VAL:HG22	5:S3:151:LYS:HG3	2.22	0.66
5:S3:37:VAL:HG12	5:S3:50:ILE:HA	3.45	0.66
36:1:1308:A:C8	36:1:1308:A:OP2	2.49	0.66
36:1:2771:U:O2'	36:1:2772:C:O5'	2.14	0.66
36:5:1581:C:OP2	36:5:1581:C:H4'	1.95	0.66
42:L5:270:LYS:HB3	37:7:1:G:O2'	322.87	0.66
44:L7:158:LYS:CE	44:L7:159:GLN:H	2.08	0.66
1:2:1657:U:H4'	1:2:1658:G:O5'	1.94	0.66
1:2:1760:G:C2'	1:2:1761:U:H5'	2.26	0.66
1:2:339:C:OP2	10:S8:10:LYS:NZ	2.27	0.66
45:L8:48:ARG:NH2	36:5:2588:U:OP1	183.92	0.66
1:6:1535:U:H4'	1:6:1535:U:OP1	1.96	0.66
9:S7:119:THR:HG23	1:6:639:U:OP2	369.57	0.66
57:N1:17:ARG:HH11	57:N1:17:ARG:HG2	3.54	0.66
57:N1:89:LEU:HD23	57:N1:91:LEU:HD11	1.77	0.66
65:N9:14:ARG:NH2	65:N9:18:ARG:HD2	2.11	0.66
1:2:16:G:O6	4:S2:203:LYS:NZ	2.28	0.66
2:S0:140:ASN:HD22	4:S2:62:PRO:HD3	4.81	0.66
9:S7:86:GLN:HG2	9:S7:87:ASP:H	1.61	0.66
36:1:1581:C:H2'	36:1:1582:C:C5'	2.25	0.66
1:6:578:U:H4'	1:6:579:A:H5'	1.77	0.66
1:6:823:G:H2'	1:6:824:G:O4'	1.95	0.66
55:M9:62:ARG:NH2	36:5:3068:U:OP2	172.70	0.66
7:S5:35:GLN:O	7:S5:37:GLN:N	3.01	0.66
1:2:142:G:N2	1:2:173:A:H2	1.89	0.66
1:6:833:U:O4	87:6:2102:OHX:N5	2.28	0.66
15:C3:65:VAL:O	15:C3:67:THR:N	3.40	0.66
33:E1:144:CYS:HB3	33:E1:147:VAL:HG13	1.76	0.66
53:M7:122:ALA:HB3	53:M7:143:PRO:HB2	2.30	0.66

Continued on next page...

Continued from previous page...

Atom-1	Atom-2	Interatomic distance (Å)	Clash overlap (Å)
2:S0:84:ARG:HH21	2:S0:201:LEU:HD12	3.63	0.66
1:2:734:A:H5''	1:2:735:C:OP1	1.97	0.65
40:L3:129:ALA:O	36:5:3150:A:H5'	212.14	0.65
1:6:1542:G:N2	1:6:1569:A:OP2	2.29	0.65
22:D0:71:PRO:O	22:D0:72:ASN:ND2	4.92	0.65
41:L4:60:THR:HG21	41:L4:77:VAL:HG22	1.77	0.65
48:M1:82:ARG:HB3	48:M1:112:LEU:HB2	4.29	0.65
40:L3:94:GLU:HB3	52:M6:152:VAL:HG11	1.79	0.65
63:N7:78:ASN:OD1	66:O0:35:ARG:NH2	2.24	0.65
75:O9:5:LYS:HD3	75:O9:13:MET:HE1	1.79	0.65
2:S0:185:ARG:H	23:D1:45:ALA:H	1.91	0.65
8:S6:164:LYS:N	8:S6:167:LYS:O	2.19	0.65
36:1:819:U:OP1	73:O7:10:LYS:NZ	2.29	0.65
1:2:1331:A:OP1	19:C7:45:ARG:NH2	2.29	0.65
1:2:1606:C:H2'	1:2:1607:G:C8	2.32	0.65
1:2:527:A:OP2	87:2:2052:OHX:N4	2.29	0.65
53:M7:109:ALA:HA	53:M7:112:LEU:HD22	1.78	0.65
34:SR:199:ILE:HA	34:SR:215:GLY:HA3	1.78	0.65
36:1:410:U:O4	87:1:4056:OHX:N5	2.29	0.65
1:2:1683:C:O2'	1:2:1684:U:O5'	2.14	0.65
36:1:911:C:N4	39:L2:3:ARG:HD3	2.11	0.65
49:M3:64:LYS:HG3	64:N8:69:TRP:CG	2.31	0.65
63:N7:9:LYS:HB3	63:N7:25:ILE:HD12	1.79	0.65
64:N8:46:ASP:O	64:N8:47:LYS:HB3	2.16	0.65
36:1:2320:A:H2	79:Q3:16:VAL:HG13	1.61	0.65
36:1:595:G:N1	36:1:609:G:H5''	2.11	0.65
1:2:1370:U:H4'	1:2:1371:A:H5'	1.78	0.65
1:2:1795:U:O2	28:D6:10:ARG:HD2	1.96	0.65
1:2:623:A:OP2	87:2:2156:OHX:N4	2.29	0.65
36:5:3152:U:O2	87:5:4225:OHX:N5	2.29	0.65
1:6:1720:G:O6	87:6:2095:OHX:N4	2.30	0.65
15:C3:101:HIS:O	15:C3:105:ASN:ND2	2.22	0.65
2:S0:157:ASP:OD2	23:D1:60:ARG:NH2	2.29	0.65
2:S0:52:LYS:HD2	23:D1:82:VAL:HA	1.77	0.65
47:M0:41:ALA:O	47:M0:139:ARG:NH2	2.80	0.65
49:M3:74:GLY:O	49:M3:101:ARG:NH1	2.29	0.65
69:O3:49:ILE:HG23	69:O3:100:ILE:HG13	1.78	0.65
1:2:149:C:O2'	8:S6:132:ARG:NH1	2.29	0.65
34:SR:184:ASN:HD22	34:SR:185:GLN:N	5.43	0.65
1:2:1564:U:H2'	1:2:1565:C:C6	2.30	0.65
36:5:1414:G:O6	87:5:4147:OHX:N1	2.28	0.65

Continued on next page...

Continued from previous page...

Atom-1	Atom-2	Interatomic distance (Å)	Clash overlap (Å)
36:5:1877:U:H5''	36:5:1878:G:H5'	1.78	0.65
24:D2:23:ARG:NH1	24:D2:66:ASN:HA	3.36	0.65
27:D5:49:ARG:NH2	27:D5:53:GLU:OE2	4.73	0.65
39:L2:209:HIS:HD2	39:L2:211:HIS:N	1.94	0.65
41:L4:354:VAL:O	41:L4:358:THR:HG23	1.96	0.65
48:M1:15:GLU:HB3	48:M1:130:VAL:HG22	1.81	0.65
3:S1:171:ILE:HA	3:S1:174:LYS:HE3	1.77	0.65
36:1:2573:G:O6	87:1:3997:OHX:N3	2.29	0.65
36:1:600:G:N7	87:1:4096:OHX:N1	2.45	0.65
36:5:1387:G:OP1	87:5:4200:OHX:N3	2.29	0.65
16:C4:102:LEU:HD11	28:D6:45:VAL:HG12	3.59	0.65
16:C4:111:ARG:NH1	28:D6:57:SER:O	5.17	0.65
40:L3:92:TYR:O	40:L3:155:ALA:HA	1.97	0.65
54:M8:58:ASN:HB3	54:M8:144:ARG:NH2	2.64	0.65
3:S1:48:VAL:HG13	3:S1:61:LEU:HD21	1.77	0.65
9:S7:114:ARG:O	9:S7:117:THR:HB	2.86	0.65
36:1:1553:U:H4'	36:1:1554:U:H5'	1.79	0.65
36:1:3376:A:OP2	87:1:3904:OHX:N5	2.29	0.65
1:2:1672:G:H2'	1:2:1673:G:C8	2.32	0.65
15:C3:91:LEU:HD12	15:C3:125:LEU:HD12	2.84	0.65
36:1:3122:A:N1	46:L9:70:THR:HG21	2.12	0.65
36:1:291:C:OP1	51:M5:68:ARG:NH1	2.29	0.65
41:L4:299:ILE:HG23	54:M8:39:ARG:HB3	1.92	0.65
61:N5:51:VAL:HG21	71:O5:62:GLN:HB3	2.25	0.65
75:O9:26:TRP:HA	75:O9:29:LEU:HD23	4.66	0.65
2:S0:31:VAL:HG23	2:S0:150:ASP:HA	1.78	0.65
34:SR:29:GLN:HG3	34:SR:32:LEU:HB2	1.79	0.65
36:1:1278:A:O2'	36:1:1279:C:O5'	2.14	0.65
87:2:2030:OHX:N3	87:2:2145:OHX:N5	2.44	0.65
1:2:855:A:C2	1:2:857:U:H1'	2.32	0.65
36:5:1014:U:H3	36:5:1036:A:H61	1.45	0.65
1:2:868:G:OP1	15:C3:121:ARG:NH1	2.29	0.65
20:C8:12:GLN:NE2	20:C8:14:ILE:O	4.28	0.65
42:L5:95:TRP:CH2	42:L5:181:PRO:HD3	4.25	0.65
47:M0:61:SER:HB2	47:M0:63:GLU:HG2	1.79	0.65
45:L8:161:GLU:OE2	51:M5:26:ARG:NH2	2.55	0.65
6:S4:194:THR:O	6:S4:195:ILE:HB	1.96	0.65
36:1:3358:U:H2'	36:1:3359:A:O4'	1.97	0.65
36:1:801:A:O2'	87:1:3980:OHX:N2	2.30	0.65
36:5:3287:U:H2'	36:5:3288:G:H5'	1.78	0.65
1:6:711:U:H5'	1:6:712:G:OP2	1.97	0.65

Continued on next page...

Continued from previous page...

Atom-1	Atom-2	Interatomic distance (Å)	Clash overlap (Å)
29:D7:36:LYS:HB3	29:D7:43:ILE:HG22	1.78	0.65
7:S5:23:VAL:O	7:S5:34:GLN:NE2	2.27	0.65
36:1:2107:A:C2	36:1:3344:A:H8	2.13	0.65
36:1:612:U:OP1	43:L6:21:THR:HB	1.97	0.65
37:3:60:G:H2'	37:3:61:G:H8	1.61	0.65
36:5:2771:U:O2'	36:5:2772:C:O5'	2.15	0.65
1:6:484:C:H42	1:6:503:G:H1	1.44	0.65
40:L3:116:ARG:HG2	40:L3:175:LYS:HB2	1.79	0.65
40:L3:81:THR:O	40:L3:81:THR:HG22	2.10	0.65
42:L5:107:ARG:HH21	42:L5:110:LEU:HD23	1.62	0.65
62:N6:38:GLU:HG2	62:N6:39:LEU:HD23	1.77	0.65
7:S5:91:GLU:HA	7:S5:94:THR:HG23	1.77	0.65
36:1:1427:U:OP2	64:N8:4:ARG:NH2	2.23	0.64
1:2:591:A:H2'	1:2:592:A:C8	2.31	0.64
1:6:1280:C:H2'	1:6:1281:G:C8	2.31	0.64
47:M0:63:GLU:HB2	36:5:2853:A:H5'	297.54	0.64
70:O4:8:ARG:NH1	70:O4:8:ARG:HG2	2.07	0.64
4:S2:116:LYS:HG2	4:S2:127:ALA:HB3	1.80	0.64
36:1:742:G:N7	87:1:3974:OHX:N1	2.44	0.64
1:2:1760:G:H2'	1:2:1761:U:H5'	1.78	0.64
1:6:700:C:O2	1:6:738:G:N2	2.18	0.64
1:6:991:G:OP2	87:6:2172:OHX:N2	2.30	0.64
26:D4:57:VAL:HB	26:D4:60:PHE:HE2	4.09	0.64
46:L9:28:VAL:HG13	46:L9:33:THR:HB	1.79	0.64
46:L9:57:VAL:HG23	46:L9:68:LEU:HG	1.80	0.64
49:M3:64:LYS:HE3	64:N8:69:TRP:CD1	2.33	0.64
64:N8:77:LYS:O	64:N8:79:TRP:N	2.48	0.64
65:N9:20:GLY:O	65:N9:21:ILE:HB	2.74	0.64
2:S0:41:ARG:NH1	2:S0:45:VAL:HG21	2.91	0.64
3:S1:157:GLN:H	3:S1:160:HIS:HB2	1.61	0.64
5:S3:108:LYS:HG2	5:S3:113:LEU:HD12	1.79	0.64
6:S4:118:GLU:HA	6:S4:121:TYR:CE1	3.43	0.64
9:S7:132:PRO:O	9:S7:133:THR:OG1	4.79	0.64
9:S7:46:ILE:HG12	9:S7:60:ILE:HG23	2.98	0.64
1:2:1535:U:O2'	1:2:1536:G:N3	2.29	0.64
1:2:649:U:O2'	1:2:650:U:O5'	2.11	0.64
1:6:1679:G:O6	87:6:2190:OHX:N3	2.30	0.64
21:C9:42:GLY:HA2	21:C9:84:LYS:HB2	2.50	0.64
3:S1:72:ASP:OD1	28:D6:59:TYR:OH	2.15	0.64
39:L2:70:ARG:HD2	39:L2:72:ARG:HE	3.72	0.64
66:O0:15:ALA:O	66:O0:18:ILE:HG22	1.98	0.64

Continued on next page...

Continued from previous page...

Atom-1	Atom-2	Interatomic distance (Å)	Clash overlap (Å)
36:1:1235:U:H4'	36:1:1236:G:H5'	1.80	0.64
36:1:3066:U:O4	87:1:4135:OHX:N5	2.30	0.64
87:1:3968:OHX:N1	38:4:31:G:OP2	2.31	0.64
1:2:1542:G:N2	1:2:1568:C:H1'	2.13	0.64
1:2:1585:U:N3	1:2:1611:A:H2	1.94	0.64
41:L4:191:LYS:HG3	41:L4:194:TYR:CZ	4.53	0.64
44:L7:241:LYS:NZ	36:5:576:C:OP1	275.65	0.64
36:1:837:A:OP1	79:Q3:5:THR:OG1	2.14	0.64
3:S1:119:THR:HB	3:S1:143:THR:HG23	1.79	0.64
3:S1:169:SER:O	3:S1:173:THR:HG23	2.43	0.64
11:S9:29:LYS:O	11:S9:33:GLU:HG2	5.07	0.64
5:S3:94:ARG:NH2	35:SM:134:ASP:OD1	2.27	0.64
24:D2:10:ALA:HB1	24:D2:27:ILE:HD12	1.78	0.64
51:M5:96:ARG:HG2	51:M5:96:ARG:HH11	1.62	0.64
54:M8:178:ARG:HD3	64:N8:50:PRO:HB2	2.63	0.64
56:N0:23:LYS:O	56:N0:24:LEU:HB2	1.96	0.64
5:S3:42:THR:OG1	5:S3:44:THR:O	6.09	0.64
8:S6:63:MET:HE1	8:S6:106:LEU:HD13	2.38	0.64
36:1:2736:A:O2'	57:N1:68:THR:HG21	1.97	0.64
87:1:4080:OHX:N1	72:O6:28:TYR:O	2.30	0.64
36:1:2418:G:O6	87:1:4118:OHX:N1	2.31	0.64
1:2:623:A:OP1	87:2:2156:OHX:N1	2.31	0.64
36:5:1717:U:H2'	36:5:1718:G:C8	2.33	0.64
36:5:409:A:OP2	87:5:4102:OHX:N3	2.31	0.64
56:N0:71:LYS:NZ	36:5:563:U:OP1	342.38	0.64
36:5:955:U:H2'	36:5:956:U:C6	2.33	0.64
45:L8:78:PHE:O	45:L8:79:GLN:HB3	2.48	0.64
47:M0:73:ASN:O	47:M0:77:THR:HG23	1.97	0.64
54:M8:76:ALA:HA	54:M8:79:LYS:HD2	4.06	0.64
87:6:2122:OHX:N6	87:6:2172:OHX:N5	2.45	0.64
48:M1:59:ILE:HG21	48:M1:65:ILE:HD11	1.80	0.64
50:M4:92:GLU:OE2	50:M4:92:GLU:N	2.27	0.64
61:N5:115:ARG:HD3	61:N5:121:LYS:HE2	2.92	0.64
5:S3:141:LYS:HB2	5:S3:144:ALA:HA	6.13	0.64
7:S5:40:ILE:HG23	7:S5:42:LEU:HD22	1.80	0.64
1:2:159:U:O2'	8:S6:87:ARG:NH1	2.31	0.64
1:6:1160:A:H2'	1:6:1161:C:C6	2.33	0.64
36:1:1794:G:H4'	39:L2:191:LEU:HD13	1.80	0.64
41:L4:47:ARG:NH1	41:L4:109:TRP:O	2.30	0.64
36:1:3214:U:H2'	50:M4:121:MET:HE3	1.80	0.64
36:1:1674:G:OP2	87:1:3946:OHX:N2	2.31	0.64

Continued on next page...

Continued from previous page...

Atom-1	Atom-2	Interatomic distance (Å)	Clash overlap (Å)
36:1:2810:C:OP1	87:1:4082:OHX:N6	2.30	0.64
36:5:2264:U:OP2	87:5:3957:OHX:N4	2.30	0.64
38:8:16:G:O6	87:8:215:OHX:N6	2.31	0.64
17:C5:119:PHE:HE1	20:C8:119:ILE:HG23	2.17	0.64
28:D6:5:ARG:NH2	1:6:1793:G:O2'	335.38	0.64
73:O7:5:THR:HA	73:O7:8:PHE:CD2	2.32	0.64
36:1:1841:A:H2	75:O9:45:ARG:HH22	1.43	0.64
2:S0:90:ALA:HA	2:S0:95:ALA:HB3	1.92	0.64
36:1:3155:U:H3'	36:1:3156:U:H4'	1.80	0.64
36:1:76:G:O2'	49:M3:100:ARG:NH1	2.30	0.64
1:6:1767:G:OP1	1:6:1770:U:H4'	1.98	0.64
11:S9:143:ILE:HG12	1:6:768:C:C2	418.03	0.64
2:S0:52:LYS:NZ	23:D1:82:VAL:O	2.29	0.64
24:D2:89:TRP:O	24:D2:93:LEU:HB2	5.29	0.64
40:L3:140:ASP:OD2	40:L3:141:GLY:N	4.20	0.64
46:L9:147:SER:HB2	46:L9:187:ILE:HD11	1.79	0.64
70:O4:41:ARG:HG2	70:O4:56:THR:HG21	2.30	0.64
2:S0:64:ILE:HG23	2:S0:73:VAL:HG11	2.23	0.64
1:2:197:A:H61	10:S8:138:ASN:ND2	1.96	0.64
36:1:2534:G:H2'	36:1:2535:A:H8	1.63	0.63
1:2:1488:G:H3'	1:2:1515:A:H61	1.62	0.63
36:5:1734:G:O6	87:5:3970:OHX:N5	2.31	0.63
36:5:2528:G:N7	87:5:4208:OHX:N3	2.45	0.63
36:5:2568:C:N4	36:5:2574:G:O6	2.30	0.63
87:5:3943:OHX:N2	87:5:4233:OHX:N4	2.45	0.63
79:Q3:4:ARG:NH1	36:5:837:A:OP2	238.49	0.63
27:D5:66:VAL:HA	27:D5:71:ILE:HG22	5.92	0.63
52:M6:72:HIS:O	52:M6:74:ARG:NH1	2.31	0.63
53:M7:67:ILE:HD12	53:M7:82:ARG:CZ	2.45	0.63
58:N2:43:VAL:HG23	58:N2:49:ASN:HB3	2.29	0.63
9:S7:55:LYS:HE2	9:S7:87:ASP:HA	2.26	0.63
1:2:116:U:H2'	1:2:117:U:C6	2.33	0.63
20:C8:41:ARG:HD3	1:6:1565:C:OP1	369.70	0.63
12:C0:41:TYR:O	12:C0:45:ALA:N	2.79	0.63
49:M3:58:VAL:HG13	36:5:75:G:H5''	88.50	0.63
6:S4:79:ASP:HB3	6:S4:82:TYR:HB2	1.80	0.63
7:S5:93:LEU:HD23	7:S5:172:ILE:HG23	2.85	0.63
36:1:1352:A:H4'	36:1:1353:U:OP1	1.96	0.63
1:2:1490:C:H4'	1:2:1491:U:OP1	1.97	0.63
87:2:2035:OHX:N2	10:S8:17:LYS:O	2.31	0.63
65:N9:2:ALA:HB2	36:5:2818:U:H5''	211.50	0.63

Continued on next page...

Continued from previous page...

Atom-1	Atom-2	Interatomic distance (Å)	Clash overlap (Å)
87:5:3943:OHX:N1	87:5:4233:OHX:N4	2.46	0.63
52:M6:10:ASP:OD2	52:M6:37:ARG:NH2	2.86	0.63
52:M6:68:ARG:NH1	36:5:2988:C:OP1	218.21	0.63
62:N6:55:GLU:HB2	62:N6:108:LYS:HB3	2.16	0.63
62:N6:60:ARG:NH1	36:5:200:C:OP1	86.75	0.63
63:N7:88:ASP:O	63:N7:121:ARG:NH2	2.31	0.63
9:S7:11:GLN:HG3	9:S7:13:PRO:HD2	1.81	0.63
36:5:3078:U:O2'	87:5:4195:OHX:N1	2.30	0.63
87:5:3974:OHX:N3	87:5:4242:OHX:N5	2.46	0.63
1:6:1042:G:N2	1:6:1077:C:O2	2.31	0.63
1:6:754:A:N6	1:6:793:A:N7	2.41	0.63
14:C2:54:ARG:O	14:C2:56:GLU:N	2.27	0.63
21:C9:49:ASP:HB3	21:C9:53:TRP:HB3	1.81	0.63
52:M6:181:ALA:O	52:M6:183:ALA:N	2.32	0.63
70:O4:98:GLN:O	70:O4:102:LYS:N	3.05	0.63
78:Q2:99:GLN:OE1	78:Q2:102:GLN:NE2	2.30	0.63
7:S5:225:ARG:NH2	30:D8:58:GLU:HB2	5.97	0.63
9:S7:9:LEU:O	9:S7:10:SER:OG	4.22	0.63
10:S8:39:GLY:HA2	10:S8:61:GLU:HB3	1.80	0.63
36:1:1170:A:OP2	87:1:3957:OHX:N5	2.32	0.63
36:1:2248:C:OP2	87:1:3880:OHX:N3	2.31	0.63
36:1:3103:A:OP2	87:1:4167:OHX:N1	2.31	0.63
36:5:3358:U:H2'	36:5:3359:A:C8	2.33	0.63
36:5:783:A:OP2	87:5:4193:OHX:N6	2.31	0.63
17:C5:69:GLU:OE1	87:C5:201:OHX:N6	2.31	0.63
62:N6:112:ASP:HB2	62:N6:115:ARG:H	1.64	0.63
3:S1:76:SER:OG	3:S1:78:ASP:OD1	2.13	0.63
36:1:1355:A:H5''	36:1:1356:U:H5	1.63	0.63
36:1:980:A:OP2	36:1:980:A:H8	1.81	0.63
36:5:1650:G:N7	87:5:4181:OHX:N3	2.47	0.63
87:5:4021:OHX:N5	87:5:4216:OHX:N2	2.46	0.63
87:6:2122:OHX:N6	87:6:2172:OHX:N3	2.46	0.63
41:L4:338:LYS:O	41:L4:340:GLY:N	2.32	0.63
41:L4:98:ARG:HD2	41:L4:99:MET:O	1.97	0.63
47:M0:174:THR:CG2	47:M0:176:LEU:H	2.11	0.63
53:M7:26:PHE:HE1	53:M7:120:ASN:HA	1.90	0.63
54:M8:170:ARG:O	54:M8:171:LYS:HB2	3.20	0.63
36:1:1454:A:H5''	36:1:1455:U:H5'	1.81	0.63
36:5:3276:G:OP2	36:5:3276:G:H2'	1.98	0.63
87:5:4021:OHX:N6	87:5:4216:OHX:N2	2.46	0.63
1:6:158:U:O2'	1:6:159:U:H3'	1.99	0.63

Continued on next page...

Continued from previous page...

Atom-1	Atom-2	Interatomic distance (Å)	Clash overlap (Å)
16:C4:81:VAL:H	16:C4:115:ILE:HG22	1.63	0.63
42:L5:22:ARG:NH2	42:L5:28:THR:OG1	2.32	0.63
42:L5:34:LYS:HA	57:N1:27:LEU:HD11	2.50	0.63
3:S1:103:MET:HB3	3:S1:215:VAL:HG13	2.04	0.63
35:SM:79:SER:OG	35:SM:79:SER:O	3.90	0.63
36:1:1938:U:O4	87:1:3912:OHX:N2	2.32	0.63
1:6:151:G:H22	1:6:163:G:N2	1.96	0.63
1:6:755:A:H2'	1:6:756:A:C8	2.33	0.63
27:D5:49:ARG:O	27:D5:53:GLU:HB2	2.17	0.63
39:L2:79:ASN:O	39:L2:82:VAL:HG13	1.98	0.63
53:M7:24:VAL:HG13	53:M7:86:LYS:HG2	1.80	0.63
4:S2:166:THR:HG23	4:S2:201:ASN:HB3	2.56	0.63
36:1:2827:U:O4	87:1:3866:OHX:N3	2.32	0.63
1:2:829:A:O2'	1:2:830:U:OP2	2.12	0.63
36:5:595:G:H1	36:5:609:G:H5''	1.63	0.63
1:6:151:G:N2	1:6:163:G:N2	2.47	0.63
87:6:2122:OHX:N2	87:6:2172:OHX:N1	2.46	0.63
1:6:320:U:H2'	1:6:321:C:C2	2.34	0.63
1:6:729:G:O2'	1:6:730:G:O5'	2.15	0.63
11:S9:138:LYS:HE2	26:D4:67:GLY:HA3	1.81	0.63
40:L3:299:ASP:OD1	40:L3:301:THR:HG23	2.07	0.63
63:N7:83:THR:HG23	63:N7:85:TYR:N	2.56	0.63
71:O5:78:LYS:HA	71:O5:81:ARG:HD3	2.46	0.63
73:O7:28:HIS:CG	73:O7:31:LYS:HG3	3.29	0.63
79:Q3:56:THR:HB	79:Q3:63:THR:OG1	2.89	0.63
6:S4:246:LEU:HD21	6:S4:254:ARG:CZ	2.28	0.63
36:1:2157:G:O6	39:L2:152:SER:HB3	1.98	0.62
36:1:1814:A:OP1	87:1:4090:OHX:N2	2.32	0.62
37:3:28:C:H1'	37:3:55:A:H61	1.63	0.62
1:6:218:A:H2'	1:6:219:A:H5''	1.81	0.62
1:6:542:A:C8	1:6:543:C:H5'	2.32	0.62
2:S0:198:MET:SD	19:C7:85:VAL:HG11	2.38	0.62
21:C9:28:LEU:O	21:C9:29:GLU:HB2	2.34	0.62
22:D0:106:ILE:HG23	22:D0:107:THR:HG23	1.81	0.62
51:M5:190:THR:O	51:M5:194:GLN:HG2	1.99	0.62
52:M6:121:PRO:HA	52:M6:124:LEU:HD22	2.19	0.62
2:S0:167:LYS:HB3	2:S0:168:HIS:CD2	2.54	0.62
10:S8:26:LYS:O	10:S8:29:LEU:HB3	1.99	0.62
36:1:1581:C:O2	36:1:1582:C:H5'	1.99	0.62
36:1:3346:U:H3	36:1:3359:A:H61	1.46	0.62
87:5:4021:OHX:N6	87:5:4216:OHX:N4	2.47	0.62

Continued on next page...

Continued from previous page...

Atom-1	Atom-2	Interatomic distance (Å)	Clash overlap (Å)
4:S2:206:THR:HG21	1:6:14:C:OP2	376.43	0.62
17:C5:68:PRO:O	87:C5:201:OHX:N1	6.52	0.62
26:D4:47:VAL:HG23	26:D4:48:TYR:HD2	1.64	0.62
48:M1:137:ARG:NH2	37:7:44:C:OP2	296.69	0.62
71:O5:118:ILE:O	71:O5:119:LYS:HB2	1.99	0.62
11:S9:143:ILE:HG22	11:S9:145:SER:H	1.64	0.62
36:1:3174:A:H2'	36:1:3175:U:H5'	1.82	0.62
36:1:3087:A:P	87:1:4181:OHX:N5	2.71	0.62
1:2:647:G:N2	1:2:687:G:H22	1.96	0.62
37:3:60:G:H2'	37:3:61:G:C8	2.34	0.62
36:5:2573:G:N7	87:5:4194:OHX:N6	2.46	0.62
1:6:1799:U:H4'	1:6:1800:A:H2'	1.81	0.62
22:D0:69:LYS:HE2	22:D0:80:GLU:HB2	1.81	0.62
28:D6:84:VAL:O	28:D6:86:VAL:N	2.31	0.62
40:L3:77:THR:HG23	40:L3:326:GLY:O	1.99	0.62
53:M7:36:ILE:HD11	53:M7:95:LEU:HD11	1.80	0.62
58:N2:19:VAL:HG12	58:N2:105:LEU:HD22	2.60	0.62
9:S7:50:ASP:HA	9:S7:56:LYS:HA	1.81	0.62
11:S9:3:ARG:HB2	11:S9:3:ARG:HH21	3.77	0.62
1:6:546:U:H2'	1:6:547:U:C6	2.35	0.62
15:C3:55:ARG:HD3	29:D7:47:PHE:CD1	2.59	0.62
19:C7:105:GLN:O	19:C7:109:LEU:N	2.67	0.62
5:S3:7:LYS:HE3	22:D0:27:THR:HG21	2.71	0.62
49:M3:27:ASP:HB2	49:M3:31:LYS:HG3	3.35	0.62
3:S1:51:SER:HA	3:S1:57:ALA:H	1.65	0.62
36:1:2518:C:OP1	87:1:4208:OHX:N5	2.32	0.62
36:1:2767:U:O2'	78:Q2:30:ALA:O	2.18	0.62
1:2:919:A:H5'	16:C4:18:ARG:HH12	1.64	0.62
36:5:1614:C:H2'	36:5:1615:C:H6	1.65	0.62
36:5:1688:U:H2'	36:5:1689:U:C6	2.35	0.62
1:6:1645:G:OP2	87:6:2184:OHX:N3	2.32	0.62
32:E0:55:ARG:HB3	32:E0:58:PRO:HG3	1.81	0.62
40:L3:43:LEU:HD22	40:L3:203:VAL:HG11	1.81	0.62
41:L4:140:HIS:NE2	41:L4:246:ARG:HG2	3.65	0.62
1:2:66:U:C5	8:S6:173:PRO:HG3	2.34	0.62
58:N2:82:LYS:NZ	36:5:1686:U:O4	163.43	0.62
25:D3:23:ARG:HD2	25:D3:26:GLU:OE1	2.64	0.62
42:L5:294:ALA:O	42:L5:296:GLN:N	2.29	0.62
58:N2:31:ALA:O	58:N2:33:TYR:N	2.33	0.62
59:N3:81:GLN:O	59:N3:98:ASN:ND2	2.32	0.62
77:Q1:6:ARG:O	77:Q1:10:THR:HG23	2.05	0.62

Continued on next page...

Continued from previous page...

Atom-1	Atom-2	Interatomic distance (Å)	Clash overlap (Å)
3:S1:110:LEU:HD11	3:S1:213:ARG:HD2	1.81	0.62
1:2:1424:A:H1'	4:S2:92:ALA:HB1	1.81	0.62
1:2:1595:U:N3	1:2:1600:A:H2	1.94	0.62
1:2:1650:U:H2'	1:2:1651:A:C8	2.35	0.62
1:2:1796:C:OP2	28:D6:5:ARG:NH1	2.31	0.62
36:5:1152:G:H22	36:5:1200:A:H61	1.47	0.62
40:L3:247:ARG:HD3	36:5:1888:U:OP1	210.82	0.62
55:M9:74:ARG:NH1	36:5:1942:U:OP2	209.91	0.62
36:5:2822:U:OP2	87:5:3954:OHX:N1	2.33	0.62
1:6:500:C:O2'	1:6:501:U:O4'	2.18	0.62
52:M6:65:ASN:OD1	52:M6:67:THR:HB	1.99	0.62
36:1:1724:U:OP2	55:M9:128:LYS:NZ	2.33	0.62
67:O1:13:THR:HG22	67:O1:72:ARG:HD3	1.79	0.62
36:1:1688:U:H2'	36:1:1689:U:C6	2.35	0.62
36:1:1119:C:OP2	87:1:3953:OHX:N1	2.32	0.62
36:5:3136:G:OP2	87:5:4106:OHX:N3	2.33	0.62
29:D7:29:ARG:NH1	29:D7:29:ARG:HG3	2.14	0.62
41:L4:141:ARG:O	41:L4:144:LYS:NZ	10.04	0.62
46:L9:113:GLU:OE1	46:L9:115:ARG:NE	2.82	0.62
47:M0:156:ARG:HG2	47:M0:163:GLN:HG2	2.12	0.62
62:N6:37:LYS:H	62:N6:37:LYS:HD3	1.65	0.62
38:4:95:G:OP2	73:O7:72:ARG:NH1	2.32	0.62
7:S5:90:ILE:O	7:S5:94:THR:HG23	2.51	0.62
36:1:1310:G:O6	87:1:4027:OHX:N1	2.32	0.62
36:5:2537:U:O2'	36:5:2538:U:O4'	2.15	0.62
36:5:739:G:O6	87:5:3967:OHX:N6	2.33	0.62
54:M8:185:LYS:NZ	36:5:779:G:OP1	180.19	0.62
13:C1:75:VAL:HG12	13:C1:119:VAL:HA	2.02	0.62
22:D0:60:THR:HG22	1:6:1382:A:H5''	437.66	0.62
31:D9:33:LYS:O	31:D9:36:LEU:HD23	2.00	0.62
41:L4:150:LEU:HD12	41:L4:249:ILE:HG12	1.82	0.62
36:1:1345:G:N2	41:L4:307:GLN:OE1	2.31	0.62
42:L5:148:ILE:HG23	42:L5:151:GLN:HB3	2.73	0.62
52:M6:182:ASN:OD1	52:M6:186:ALA:HB2	6.64	0.62
66:O0:27:TYR:OH	66:O0:55:GLU:OE1	2.40	0.62
36:1:1798:A:H2'	36:1:1799:A:C8	2.35	0.62
1:2:477:A:H61	1:2:511:A:H61	1.46	0.62
36:5:1235:U:H4'	36:5:1236:G:H5'	1.81	0.62
36:5:23:A:OP1	87:5:3907:OHX:N4	2.33	0.62
36:5:776:U:H5	36:5:2719:U:O2	1.83	0.62
1:6:1305:U:OP2	1:6:1306:C:N4	2.26	0.62

Continued on next page...

Continued from previous page...

Atom-1	Atom-2	Interatomic distance (Å)	Clash overlap (Å)
40:L3:284:ARG:NH2	40:L3:295:ALA:O	2.24	0.62
42:L5:40:HIS:HB3	42:L5:43:LYS:HG3	1.81	0.62
44:L7:102:VAL:HG12	44:L7:130:ILE:HD12	4.33	0.62
45:L8:181:LYS:HD3	38:8:154:C:H5''	150.24	0.62
53:M7:29:THR:HG22	53:M7:87:SER:OG	1.99	0.62
62:N6:37:LYS:H	62:N6:37:LYS:CD	2.12	0.62
68:O2:91:THR:HG22	68:O2:92:TYR:CD2	2.34	0.62
69:O3:14:LEU:HD11	69:O3:31:LYS:HB2	2.19	0.62
5:S3:70:THR:HG22	5:S3:86:LEU:HB2	3.39	0.62
8:S6:67:VAL:HG23	8:S6:68:LEU:O	2.21	0.62
14:C2:81:ASP:O	14:C2:83:GLU:N	2.60	0.61
25:D3:27:ASN:OD1	25:D3:31:LYS:NZ	2.33	0.61
33:E1:109:ASP:HB2	33:E1:113:LYS:HD2	3.07	0.61
40:L3:345:ASN:OD1	40:L3:347:SER:HB2	2.00	0.61
53:M7:105:LYS:HB3	53:M7:107:LEU:HD13	2.11	0.61
61:N5:105:VAL:HG11	61:N5:126:LEU:HD13	1.81	0.61
2:S0:112:THR:HG22	2:S0:115:PHE:HB2	2.42	0.61
36:1:2592:G:H4'	36:1:2594:C:C2	2.35	0.61
36:1:2617:U:H5	36:1:2621:G:OP2	1.81	0.61
36:1:3169:U:H2'	36:1:3170:A:O4'	2.00	0.61
1:2:176:C:OP1	87:2:2072:OHX:N3	2.32	0.61
36:5:129:U:O4	87:5:3933:OHX:N4	2.34	0.61
36:5:2569:A:H4'	36:5:2570:U:H5'	1.82	0.61
36:5:3263:G:O6	87:5:4120:OHX:N2	2.33	0.61
53:M7:62:ARG:NH1	36:5:412:G:OP1	160.26	0.61
1:6:1171:A:H2'	1:6:1172:G:C8	2.35	0.61
1:6:770:A:OP2	87:6:2139:OHX:N3	2.33	0.61
20:C8:135:GLY:HA3	1:6:1559:A:H5''	366.61	0.61
41:L4:126:ILE:HD11	41:L4:233:LEU:HD13	2.92	0.61
87:1:3957:OHX:N3	44:L7:217:PRO:O	2.32	0.61
59:N3:10:LYS:NZ	59:N3:53:SER:OG	2.57	0.61
9:S7:150:GLN:HB3	9:S7:181:ILE:HD12	1.82	0.61
1:2:1041:G:OP1	87:2:2148:OHX:N5	2.33	0.61
36:5:1802:C:H2'	36:5:1803:C:C6	2.35	0.61
36:5:2960:C:OP1	87:5:3973:OHX:N5	2.33	0.61
36:5:1170:A:OP2	87:5:4003:OHX:N4	2.33	0.61
1:6:1542:G:N2	1:6:1568:C:H1'	2.16	0.61
13:C1:6:THR:O	13:C1:8:GLN:N	2.31	0.61
17:C5:33:PHE:O	17:C5:36:LEU:HD22	4.07	0.61
20:C8:120:ARG:HD2	35:SM:58:GLU:OE1	2.53	0.61
31:D9:19:ARG:HD2	31:D9:32:ARG:HD2	2.07	0.61

Continued on next page...

Continued from previous page...

Atom-1	Atom-2	Interatomic distance (Å)	Clash overlap (Å)
40:L3:103:THR:HG21	40:L3:147:GLU:OE2	2.08	0.61
41:L4:20:LEU:HD11	41:L4:252:GLU:HG3	1.99	0.61
50:M4:17:VAL:HG22	50:M4:36:VAL:O	2.01	0.61
55:M9:101:VAL:O	55:M9:104:ARG:NH1	2.32	0.61
62:N6:111:LEU:HD23	62:N6:116:LYS:HG3	1.83	0.61
5:S3:70:THR:HG23	5:S3:86:LEU:HD22	1.82	0.61
7:S5:37:GLN:OE1	18:C6:53:LEU:HD22	2.07	0.61
11:S9:163:PRO:O	11:S9:165:GLY:N	2.32	0.61
36:1:1577:G:H2'	36:1:1578:C:O4'	1.99	0.61
1:2:1783:C:H2'	1:2:1784:C:H6	1.66	0.61
64:N8:22:ILE:HD12	36:5:1114:U:H5''	192.18	0.61
36:5:3035:A:OP2	87:5:4052:OHX:N5	2.33	0.61
87:5:3943:OHX:N2	87:5:4233:OHX:N6	2.49	0.61
1:6:1350:U:H2'	1:6:1351:G:C8	2.35	0.61
21:C9:52:GLY:O	21:C9:54:PHE:N	2.29	0.61
53:M7:125:GLN:HB2	53:M7:141:SER:HB2	1.89	0.61
6:S4:179:LYS:N	6:S4:194:THR:O	2.33	0.61
8:S6:10:ASN:HB3	8:S6:128:THR:HA	3.06	0.61
36:1:1064:A:H4'	36:1:1065:A:O5'	1.99	0.61
36:1:2371:G:O6	87:1:3871:OHX:N3	2.33	0.61
1:2:1274:C:C5	35:SM:95:SER:HA	2.35	0.61
1:2:1483:A:H2'	1:2:1484:G:C8	2.35	0.61
1:6:138:A:N6	1:6:266:A:H61	1.98	0.61
28:D6:10:ARG:NE	1:6:1795:U:O2	329.06	0.61
1:6:880:C:OP2	87:6:2110:OHX:N2	2.34	0.61
42:L5:285:ARG:NH1	37:7:62:U:O3'	341.75	0.61
13:C1:6:THR:HB	13:C1:9:SER:HB3	1.82	0.61
44:L7:178:ILE:HA	44:L7:183:ASP:HB3	2.25	0.61
45:L8:161:GLU:HA	45:L8:164:VAL:HG22	2.03	0.61
8:S6:153:VAL:O	8:S6:155:ASP:N	2.33	0.61
11:S9:17:ARG:O	11:S9:23:ARG:NH2	2.34	0.61
36:1:1556:C:H2'	36:1:2169:G:H1	1.65	0.61
36:1:431:U:OP1	69:O3:65:ARG:NH1	2.31	0.61
1:2:625:C:H2'	1:2:626:U:C6	2.35	0.61
36:5:3241:G:H2'	36:5:3245:A:H8	1.66	0.61
1:6:363:G:OP1	87:6:2113:OHX:N1	2.33	0.61
1:6:489:C:O2'	1:6:490:C:O4'	2.18	0.61
6:S4:3:ARG:HB3	1:6:93:A:H1'	326.61	0.61
20:C8:30:TYR:O	20:C8:33:THR:OG1	2.24	0.61
22:D0:118:VAL:HG22	22:D0:119:ALA:H	1.65	0.61
36:1:291:C:OP2	51:M5:128:LYS:NZ	2.34	0.61

Continued on next page...

Continued from previous page...

Atom-1	Atom-2	Interatomic distance (Å)	Clash overlap (Å)
51:M5:8:GLU:HG3	51:M5:50:ARG:HH12	4.68	0.61
57:N1:129:LYS:HB2	36:5:1098:A:O5'	253.68	0.61
66:O0:34:LEU:HD23	66:O0:59:TYR:HB3	1.80	0.61
6:S4:104:ASP:HB2	6:S4:108:ARG:H	1.66	0.61
36:1:1631:C:H5''	36:1:1632:A:H5''	1.81	0.61
36:1:2947:G:H4'	36:1:2947:G:OP2	2.00	0.61
36:1:1171:G:O6	87:1:3957:OHX:N2	2.34	0.61
36:1:223:U:O4	87:1:4196:OHX:N5	2.34	0.61
36:1:437:G:H2'	36:1:438:A:C8	2.35	0.61
1:2:761:G:OP1	11:S9:54:ARG:NH1	2.30	0.61
36:5:2549:G:C8	36:5:2549:G:H5'	2.35	0.61
36:5:1919:G:N7	87:5:4073:OHX:N4	2.48	0.61
36:5:438:A:H2'	36:5:494:G:H21	1.66	0.61
42:L5:106:ALA:O	42:L5:110:LEU:HB2	2.01	0.61
45:L8:101:THR:HG22	45:L8:104:GLU:H	1.65	0.61
46:L9:88:TYR:CE2	46:L9:184:LYS:HG2	2.35	0.61
54:M8:178:ARG:CD	64:N8:50:PRO:HB2	3.13	0.61
2:S0:136:ALA:HB1	2:S0:141:ILE:HB	1.82	0.61
3:S1:178:GLY:O	3:S1:179:SER:HB2	4.71	0.61
6:S4:251:GLU:O	6:S4:255:ARG:HG2	4.03	0.61
36:1:18:G:OP1	71:O5:81:ARG:NH2	2.33	0.61
36:1:2514:U:OP2	36:1:2586:G:N2	2.33	0.61
36:1:2767:U:OP2	87:1:4133:OHX:N2	2.34	0.61
1:2:1207:C:H4'	1:2:1208:A:O5'	2.00	0.61
1:2:5:U:H2'	1:2:6:G:H8	1.65	0.61
36:5:3049:A:H5'	36:5:3049:A:C8	2.33	0.61
87:5:4021:OHX:N3	87:5:4216:OHX:N1	2.49	0.61
87:6:2122:OHX:N2	87:6:2172:OHX:N5	2.49	0.61
1:6:822:U:H2'	1:6:823:G:H5''	1.83	0.61
42:L5:269:SER:OG	37:7:1:G:N2	317.02	0.61
20:C8:142:GLY:O	20:C8:145:ARG:HD2	2.01	0.61
42:L5:268:GLU:O	42:L5:270:LYS:N	3.73	0.61
50:M4:20:VAL:HG22	50:M4:68:LEU:HB2	1.83	0.61
54:M8:185:LYS:HD3	54:M8:186:VAL:HG23	1.83	0.61
3:S1:70:LEU:HA	3:S1:73:LEU:HG	1.82	0.61
34:SR:123:ILE:HG22	34:SR:133:VAL:HG22	2.15	0.61
5:S3:222:VAL:HG11	34:SR:229:LYS:HA	2.47	0.61
34:SR:295:SER:HB2	34:SR:300:THR:HB	1.82	0.61
36:1:2278:C:OP1	87:1:3956:OHX:N3	2.34	0.61
36:1:2818:U:C6	36:1:2818:U:H5'	2.33	0.61
1:6:542:A:H1'	1:6:543:C:H5'	1.83	0.61

Continued on next page...

Continued from previous page...

Atom-1	Atom-2	Interatomic distance (Å)	Clash overlap (Å)
10:S8:10:LYS:HG2	13:C1:133:LYS:HE3	2.01	0.61
13:C1:59:PRO:HG2	13:C1:60:PHE:CE2	2.36	0.61
16:C4:131:GLY:O	16:C4:133:ARG:N	3.25	0.61
25:D3:12:ALA:O	25:D3:16:ARG:HG3	1.99	0.61
27:D5:55:PRO:HG3	27:D5:88:ILE:HG23	6.64	0.61
27:D5:59:TYR:HD2	27:D5:60:VAL:N	1.98	0.61
46:L9:90:MET:O	46:L9:91:ARG:HD2	2.94	0.61
52:M6:110:PRO:O	52:M6:111:PRO:C	3.75	0.61
9:S7:164:TYR:CE1	9:S7:165:LYS:HG3	4.18	0.61
11:S9:82:ARG:HH11	11:S9:149:ARG:HD2	5.97	0.61
34:SR:246:SER:HB3	34:SR:251:TRP:HB2	3.43	0.61
36:1:1636:U:H5''	63:N7:73:LYS:NZ	2.16	0.61
36:1:1618:G:H4'	38:4:129:C:H1'	1.82	0.61
36:5:1765:U:H4'	36:5:1765:U:OP1	2.01	0.61
17:C5:77:ARG:NH1	1:6:1241:G:OP2	384.79	0.61
1:2:1410:A:H5''	18:C6:118:ILE:HD13	1.82	0.61
45:L8:33:ASN:HA	36:5:2549:G:N2	211.62	0.61
56:N0:166:LYS:O	56:N0:167:ARG:HB2	2.01	0.61
57:N1:17:ARG:O	57:N1:18:ASP:HB2	2.01	0.61
59:N3:15:LEU:HD23	59:N3:53:SER:HB3	1.82	0.61
78:Q2:3:ASN:HB2	78:Q2:92:GLU:HG3	1.83	0.61
8:S6:57:ASP:HA	8:S6:106:LEU:HA	1.83	0.61
10:S8:52:ASN:OD1	87:6:2137:OHX:N3	310.74	0.61
34:SR:89:LEU:HD22	34:SR:113:VAL:HG23	1.83	0.61
36:1:299:G:N7	87:1:4080:OHX:N2	2.48	0.60
1:2:701:U:H3	1:2:737:A:H61	1.47	0.60
1:2:885:G:H21	16:C4:123:SER:HB2	1.66	0.60
36:5:1093:A:H4'	36:5:1093:A:OP1	2.01	0.60
36:5:528:U:H2'	36:5:529:A:H8	1.65	0.60
1:6:825:U:O2'	1:6:826:U:OP2	2.14	0.60
1:2:458:G:OP2	26:D4:105:ARG:NH2	2.34	0.60
33:E1:90:LYS:HB2	33:E1:93:HIS:CE1	11.90	0.60
39:L2:204:MET:HE3	39:L2:209:HIS:HB2	1.82	0.60
63:N7:95:VAL:HG21	63:N7:113:VAL:HG11	1.82	0.60
66:O0:45:ALA:O	66:O0:48:THR:HG23	5.24	0.60
71:O5:59:ASN:O	71:O5:63:ARG:HG2	3.99	0.60
10:S8:39:GLY:N	10:S8:60:ILE:O	2.29	0.60
36:1:1286:A:N3	36:1:1287:A:H1'	2.17	0.60
36:1:13:A:H8	36:1:13:A:H5''	1.65	0.60
1:2:1358:G:H2'	1:2:1359:C:C6	2.36	0.60
1:2:326:G:OP1	13:C1:57:LYS:NZ	2.33	0.60

Continued on next page...

Continued from previous page...

Atom-1	Atom-2	Interatomic distance (Å)	Clash overlap (Å)
37:3:62:U:O3'	42:L5:285:ARG:NH1	2.34	0.60
87:5:3979:OHX:N2	87:5:4198:OHX:N1	2.49	0.60
87:5:3979:OHX:N4	87:5:4198:OHX:N3	2.49	0.60
36:5:3155:U:OP1	87:5:4225:OHX:N4	2.34	0.60
1:6:140:A:N6	1:6:281:G:OP1	2.34	0.60
29:D7:49:HIS:CD2	1:6:958:U:H5'	343.33	0.60
47:M0:210:ILE:HA	47:M0:217:PHE:HE2	1.67	0.60
54:M8:34:THR:HG22	54:M8:49:LEU:HD21	1.83	0.60
66:O0:13:LYS:HB3	66:O0:100:ILE:HG22	2.66	0.60
72:O6:2:THR:OG1	72:O6:3:VAL:N	2.35	0.60
36:1:3151:U:OP2	40:L3:132:LYS:NZ	2.31	0.60
36:1:3152:U:O2	87:1:4144:OHX:N4	2.34	0.60
1:2:127:G:N7	8:S6:202:ARG:NH2	2.49	0.60
1:2:1339:C:O2'	1:2:1340:U:OP1	2.19	0.60
36:5:1564:U:H2'	36:5:1565:G:C8	2.36	0.60
52:M6:65:ASN:ND2	36:5:2988:C:OP1	221.05	0.60
36:5:1754:G:OP1	87:5:4077:OHX:N1	2.34	0.60
87:6:2122:OHX:N4	87:6:2172:OHX:N3	2.49	0.60
39:L2:27:ALA:O	39:L2:128:ARG:NH2	2.35	0.60
53:M7:59:PRO:HG3	53:M7:76:PHE:CD1	2.38	0.60
63:N7:38:PHE:O	63:N7:40:HIS:ND1	2.29	0.60
79:Q3:84:ARG:O	79:Q3:88:GLU:HG2	2.01	0.60
1:2:1046:G:OP1	3:S1:157:GLN:NE2	2.31	0.60
10:S8:16:ALA:HB2	1:6:354:C:H5''	298.18	0.60
11:S9:171:ARG:HE	11:S9:174:ARG:HB2	4.69	0.60
36:1:2656:A:H4'	78:Q2:98:LYS:HD2	1.83	0.60
1:2:377:G:O6	87:2:2077:OHX:N5	2.33	0.60
36:5:1815:U:O2'	36:5:1816:A:OP2	2.18	0.60
1:6:1057:U:O2'	1:6:1059:U:OP1	2.19	0.60
1:6:1492:A:O2'	1:6:1493:A:H8	1.74	0.60
17:C5:69:GLU:OE1	87:C5:201:OHX:N4	2.34	0.60
26:D4:47:VAL:HG23	26:D4:48:TYR:CD2	2.37	0.60
36:1:2563:G:H5''	45:L8:27:THR:HG23	1.84	0.60
48:M1:21:ILE:HG22	48:M1:23:VAL:HG22	1.82	0.60
61:N5:38:LEU:HD11	61:N5:40:LEU:HD13	1.84	0.60
36:1:1919:G:N7	87:1:4013:OHX:N5	2.49	0.60
45:L8:193:LYS:HB3	36:5:7:C:H5''	122.63	0.60
1:6:1672:G:H2'	1:6:1673:G:C8	2.37	0.60
1:6:417:A:H4'	1:6:418:G:O5'	2.01	0.60
1:6:513:U:H2'	1:6:514:G:C8	2.36	0.60
18:C6:93:HIS:ND1	18:C6:101:SER:OG	2.27	0.60

Continued on next page...

Continued from previous page...

Atom-1	Atom-2	Interatomic distance (Å)	Clash overlap (Å)
26:D4:44:LEU:HA	26:D4:47:VAL:HG13	3.59	0.60
41:L4:138:ARG:HB3	41:L4:138:ARG:HH11	3.57	0.60
41:L4:16:THR:HG23	41:L4:18:ASN:H	2.34	0.60
44:L7:40:LYS:HE2	44:L7:170:GLU:OE1	4.07	0.60
4:S2:90:THR:HG23	4:S2:92:ALA:H	1.65	0.60
7:S5:89:ILE:HD12	7:S5:90:ILE:H	1.92	0.60
34:SR:112:SER:OG	34:SR:153:GLN:NE2	2.34	0.60
36:1:2897:A:H2'	36:1:2899:C:H5''	1.82	0.60
36:5:3358:U:H2'	36:5:3359:A:H8	1.64	0.60
36:5:436:A:H61	36:5:623:U:H3	1.47	0.60
1:6:918:U:H2'	1:6:919:A:H8	1.66	0.60
38:8:157:U:H2'	38:8:158:U:C6	2.37	0.60
13:C1:33:ARG:NH1	13:C1:53:TYR:O	3.31	0.60
61:N5:105:VAL:HG13	61:N5:130:TYR:CD2	2.60	0.60
78:Q2:46:LYS:HD3	78:Q2:54:THR:HB	2.31	0.60
2:S0:31:VAL:HG12	2:S0:33:GLN:H	1.66	0.60
51:M5:38:ARG:NH2	38:8:143:U:OP1	109.05	0.60
28:D6:10:ARG:NH1	28:D6:36:ILE:HG13	2.89	0.60
56:N0:12:ARG:HD2	56:N0:22:PRO:HG2	4.09	0.60
36:1:1639:C:OP2	70:O4:74:ARG:NH2	2.29	0.60
7:S5:152:GLY:O	7:S5:154:ALA:N	2.35	0.60
36:1:1035:G:H3'	36:1:1036:A:H8	1.66	0.60
36:1:2404:A:N3	36:1:2404:A:H2'	2.17	0.60
36:1:2586:G:N7	45:L8:241:LYS:HB2	2.16	0.60
10:S8:162:ALA:HA	36:1:3353:G:H5'	1.83	0.60
36:1:3224:G:O6	87:1:3891:OHX:N4	2.35	0.60
1:2:1207:C:H42	1:2:1456:C:H5	1.49	0.60
36:5:2705:A:OP2	87:5:3900:OHX:N2	2.35	0.60
1:6:1756:A:H8	1:6:1756:A:O5'	1.85	0.60
19:C7:27:ASP:OD2	19:C7:30:THR:HG22	2.02	0.60
1:2:1479:A:OP1	21:C9:57:ARG:NH1	2.34	0.60
47:M0:201:SER:OG	47:M0:203:LYS:HD2	2.01	0.60
58:N2:42:LYS:HG2	58:N2:46:ALA:HA	3.20	0.60
71:O5:31:LEU:O	71:O5:35:LYS:N	2.73	0.60
7:S5:73:THR:HG23	18:C6:114:ARG:HG3	1.83	0.60
87:2:2089:OHX:N3	87:2:2130:OHX:N6	2.49	0.60
1:2:65:A:OP1	8:S6:176:GLN:NE2	2.32	0.60
36:5:1025:A:H3'	36:5:1026:A:H4'	1.82	0.60
18:C6:115:THR:O	18:C6:117:LEU:N	3.36	0.60
17:C5:111:MET:HG2	20:C8:119:ILE:CG1	5.10	0.60
50:M4:59:ASN:O	50:M4:62:GLN:HG2	4.90	0.60

Continued on next page...

Continued from previous page...

Atom-1	Atom-2	Interatomic distance (Å)	Clash overlap (Å)
52:M6:10:ASP:CG	52:M6:37:ARG:HH21	2.62	0.60
59:N3:74:MET:HG3	59:N3:102:ILE:HD13	1.84	0.60
62:N6:116:LYS:HG2	62:N6:126:LEU:HD22	1.84	0.60
66:O0:99:ASP:N	66:O0:99:ASP:OD2	2.81	0.60
2:S0:41:ARG:HE	2:S0:45:VAL:HB	1.65	0.60
34:SR:211:ILE:HG22	34:SR:223:TRP:HD1	1.67	0.60
34:SR:95:ALA:O	34:SR:96:THR:HB	3.36	0.60
36:1:595:G:H1	36:1:609:G:H5''	1.67	0.60
78:Q2:74:CYS:CB	78:Q2:77:CYS:SG	3.23	0.60
79:Q3:2:ALA:HB2	36:5:853:G:N7	251.11	0.60
11:S9:134:ILE:HD13	11:S9:141:VAL:O	3.17	0.60
1:2:1291:G:N2	1:2:1324:G:N2	2.49	0.59
36:5:1875:G:H2'	36:5:1876:U:H5''	1.84	0.59
36:5:3165:A:H61	36:5:3285:C:H42	1.50	0.59
12:C0:87:VAL:O	12:C0:89:ALA:N	5.03	0.59
36:1:2415:C:OP1	39:L2:2:GLY:HA2	2.02	0.59
65:N9:16:ALA:O	65:N9:20:GLY:HA3	4.35	0.59
49:M3:174:ARG:HB2	72:O6:9:ILE:HD12	1.83	0.59
75:O9:21:ARG:HD3	75:O9:22:PRO:O	2.02	0.59
75:O9:44:TRP:CZ3	75:O9:45:ARG:HG3	2.36	0.59
2:S0:188:LEU:HD12	2:S0:189:VAL:HG12	1.84	0.59
5:S3:176:LEU:HA	5:S3:181:VAL:HG12	3.50	0.59
36:1:2510:U:O2'	36:1:2511:A:OP2	2.18	0.59
1:2:61:A:H8	1:2:269:G:HO2'	1.48	0.59
36:5:2211:U:O4	87:5:3963:OHX:N4	2.35	0.59
36:5:2683:U:H2'	36:5:2684:C:C6	2.37	0.59
87:5:4021:OHX:N5	87:5:4216:OHX:N1	2.49	0.59
36:5:600:G:N2	36:5:603:A:OP2	2.34	0.59
11:S9:133:HIS:NE2	1:6:513:U:OP1	447.70	0.59
22:D0:48:HIS:O	22:D0:48:HIS:ND1	2.35	0.59
45:L8:75:ILE:HG22	45:L8:76:ALA:H	1.67	0.59
52:M6:78:ARG:HH11	52:M6:78:ARG:HB3	1.67	0.59
63:N7:23:VAL:HG12	63:N7:45:GLY:HA3	2.03	0.59
54:M8:182:LYS:NZ	64:N8:55:LYS:O	2.60	0.59
5:S3:40:ARG:HG3	22:D0:110:PRO:HB3	3.47	0.59
6:S4:181:VAL:HG11	6:S4:225:VAL:HG13	2.09	0.59
1:2:887:A:H1'	16:C4:122:PRO:HB3	1.85	0.59
36:5:1560:G:O2'	36:5:1561:G:OP1	2.19	0.59
36:5:2308:C:O2	87:5:4239:OHX:N1	2.35	0.59
1:6:190:C:N4	1:6:196:G:O6	2.35	0.59
40:L3:46:PHE:CE2	40:L3:205:VAL:HG13	2.98	0.59

Continued on next page...

Continued from previous page...

Atom-1	Atom-2	Interatomic distance (Å)	Clash overlap (Å)
46:L9:105:GLU:HG3	46:L9:109:ALA:H	1.66	0.59
51:M5:46:ASP:OD1	51:M5:50:ARG:NH2	2.36	0.59
55:M9:115:ILE:HD11	55:M9:123:LEU:HD12	1.84	0.59
50:M4:55:ARG:HD3	56:N0:70:THR:OG1	2.10	0.59
67:O1:19:ARG:HB3	67:O1:35:GLU:HG2	1.84	0.59
36:1:2233:A:OP2	87:1:4043:OHX:N5	2.36	0.59
1:2:1160:A:H2'	1:2:1161:C:C6	2.38	0.59
1:2:68:A:H5'	8:S6:160:ARG:HH12	1.68	0.59
36:5:1716:U:H5'	36:5:1716:U:H6	1.68	0.59
36:5:2818:U:C6	36:5:2818:U:H5'	2.32	0.59
36:5:543:C:H42	36:5:548:G:H1	1.48	0.59
1:6:404:G:H2'	1:6:405:C:C6	2.37	0.59
39:L2:52:SER:HB3	39:L2:191:LEU:HD22	1.85	0.59
41:L4:271:LYS:HB2	41:L4:274:TYR:HB3	2.08	0.59
42:L5:85:ARG:HH12	42:L5:254:LYS:H	2.95	0.59
46:L9:136:PHE:CE1	46:L9:144:ILE:HG12	5.01	0.59
46:L9:93:VAL:HG22	76:Q0:82:LEU:HD13	2.71	0.59
42:L5:294:ALA:HB1	47:M0:217:PHE:HB3	1.83	0.59
48:M1:52:TYR:HA	48:M1:61:ARG:HG3	1.83	0.59
50:M4:92:GLU:CD	50:M4:92:GLU:H	2.05	0.59
57:N1:39:ILE:HG13	57:N1:102:ARG:HD2	5.51	0.59
63:N7:2:ALA:O	63:N7:4:PHE:N	2.35	0.59
36:1:3228:C:O2'	36:1:3229:G:OP2	2.20	0.59
87:2:2030:OHX:N3	87:2:2145:OHX:N1	2.50	0.59
1:6:315:A:O2'	87:6:2161:OHX:N1	2.35	0.59
12:C0:1:MET:HG2	12:C0:2:LEU:H	1.66	0.59
5:S3:72:LEU:HG	12:C0:20:VAL:HG21	2.68	0.59
23:D1:9:VAL:HG22	23:D1:10:GLU:H	2.39	0.59
33:E1:127:GLY:O	33:E1:129:GLY:N	2.34	0.59
49:M3:75:PHE:H	49:M3:97:VAL:HA	1.67	0.59
61:N5:136:ALA:HB1	61:N5:141:TYR:CE1	2.37	0.59
9:S7:131:PHE:HB3	9:S7:132:PRO:HD3	1.84	0.59
11:S9:65:LYS:HA	11:S9:70:LEU:HD11	2.30	0.59
36:1:409:A:OP2	87:1:4056:OHX:N5	2.36	0.59
1:2:637:C:O2	9:S7:114:ARG:NH2	2.34	0.59
36:5:1804:A:H2'	36:5:1805:C:C6	2.38	0.59
36:5:239:G:N7	87:5:4132:OHX:N5	2.50	0.59
1:6:1699:G:C2	1:6:1701:A:H5''	2.37	0.59
1:6:74:U:H5''	1:6:75:U:OP2	2.02	0.59
14:C2:89:ILE:HD13	14:C2:90:LYS:H	1.67	0.59
15:C3:22:ALA:HB1	15:C3:23:PRO:HA	2.21	0.59

Continued on next page...

Continued from previous page...

Atom-1	Atom-2	Interatomic distance (Å)	Clash overlap (Å)
16:C4:107:ARG:HH21	16:C4:107:ARG:HB2	4.29	0.59
21:C9:57:ARG:HH11	21:C9:57:ARG:CG	2.15	0.59
40:L3:105:VAL:HG21	40:L3:148:LEU:HD13	1.84	0.59
36:1:516:A:O3'	44:L7:60:ARG:NH2	2.35	0.59
36:1:2854:U:P	47:M0:3:ARG:HH22	2.25	0.59
49:M3:89:TYR:CE1	49:M3:93:ILE:HD11	3.96	0.59
4:S2:187:LEU:HD21	4:S2:218:ILE:HD11	3.74	0.59
5:S3:22:ASN:OD1	5:S3:34:TYR:OH	2.14	0.59
1:2:66:U:H5	8:S6:173:PRO:HG3	1.67	0.59
36:1:304:G:N3	36:1:304:G:H5'	2.17	0.59
1:2:1158:C:OP2	87:2:2172:OHX:N5	2.36	0.59
1:2:702:G:HO2'	1:2:703:G:H8	1.51	0.59
38:4:103:G:O6	87:4:226:OHX:N4	2.35	0.59
36:5:1952:G:H1	36:5:2094:C:H42	1.50	0.59
22:D0:34:LEU:HD23	22:D0:112:VAL:HG13	1.85	0.59
33:E1:96:LYS:O	33:E1:97:LYS:HB3	2.34	0.59
40:L3:50:LYS:HE2	40:L3:328:ILE:HG22	2.43	0.59
56:N0:77:VAL:HG11	56:N0:106:LEU:HG	3.25	0.59
68:O2:18:LYS:HB3	68:O2:30:GLU:HG2	4.66	0.59
74:O8:45:VAL:HG23	74:O8:52:TYR:HB2	1.84	0.59
3:S1:82:ARG:NH2	3:S1:188:LEU:O	2.64	0.59
1:2:169:A:OP1	8:S6:137:ARG:HG3	2.02	0.59
8:S6:4:ASN:HA	8:S6:15:THR:HG22	1.85	0.59
8:S6:190:GLN:NE2	1:6:265:A:N7	334.66	0.59
10:S8:76:THR:HG21	10:S8:105:ASP:O	5.39	0.59
11:S9:41:GLU:OE2	11:S9:126:ARG:NH2	3.00	0.59
36:1:2216:G:OP1	72:O6:75:LYS:NZ	2.35	0.59
1:2:1402:G:OP1	19:C7:10:LYS:NZ	2.36	0.59
1:2:1472:C:OP1	7:S5:102:ARG:NH2	2.28	0.59
1:2:355:G:OP2	87:2:2035:OHX:N4	2.36	0.59
18:C6:40:GLU:HA	18:C6:42:GLU:N	2.18	0.59
40:L3:53:MET:HE1	40:L3:327:CYS:HB3	1.96	0.59
41:L4:120:TYR:CE2	41:L4:277:PRO:HB3	2.38	0.59
42:L5:234:ASP:OD2	42:L5:234:ASP:N	2.35	0.59
49:M3:185:LYS:NZ	49:M3:189:GLU:OE2	2.35	0.59
36:1:1298:C:O3'	76:Q0:113:ARG:NH1	2.35	0.59
3:S1:168:ILE:HG12	3:S1:197:ILE:HD12	1.83	0.59
6:S4:88:ASP:HA	6:S4:122:LYS:HZ1	1.68	0.59
36:1:112:U:O2'	36:1:113:C:OP2	2.19	0.59
36:1:2433:U:H1'	51:M5:125:SER:HB3	1.84	0.59
36:1:612:U:H2'	36:1:613:G:H8	1.67	0.59

Continued on next page...

Continued from previous page...

Atom-1	Atom-2	Interatomic distance (Å)	Clash overlap (Å)
1:2:1244:A:O2'	1:2:1245:G:OP1	2.20	0.59
1:2:886:U:O2'	16:C4:121:VAL:O	2.21	0.59
36:5:3242:G:H5'	36:5:3245:A:C8	2.38	0.59
36:5:1861:G:OP2	87:5:3996:OHX:N2	2.36	0.59
36:5:1881:A:OP2	87:5:4031:OHX:N6	2.35	0.59
1:6:230:C:N3	1:6:235:G:N2	2.40	0.59
87:8:216:OHX:N2	87:8:223:OHX:N1	2.50	0.59
17:C5:22:LEU:HA	17:C5:25:LEU:HB2	2.85	0.59
30:D8:10:ALA:HB1	30:D8:30:VAL:HB	1.99	0.59
40:L3:169:THR:HG22	40:L3:171:LEU:H	1.67	0.59
41:L4:119:ARG:HA	41:L4:122:THR:HG23	1.94	0.59
46:L9:41:ILE:O	46:L9:42:ASP:HB2	2.02	0.59
57:N1:17:ARG:NH1	57:N1:17:ARG:HG2	3.70	0.59
67:O1:19:ARG:HD3	67:O1:35:GLU:HG3	2.04	0.59
3:S1:125:VAL:HG11	3:S1:173:THR:HG22	3.65	0.59
6:S4:49:ARG:HG3	6:S4:50:ASN:N	3.55	0.59
6:S4:86:PHE:HE2	6:S4:102:VAL:HG23	4.31	0.59
9:S7:14:THR:OG1	9:S7:15:GLU:N	2.33	0.59
36:1:3316:A:OP1	36:1:3318:G:N2	2.36	0.59
36:1:1752:A:OP2	87:1:4047:OHX:N3	2.35	0.59
1:2:209:U:H2'	1:2:210:A:C8	2.38	0.59
36:5:1564:U:H2'	36:5:1565:G:H8	1.68	0.59
36:5:964:G:OP2	36:5:1115:G:N2	2.30	0.59
1:6:1244:A:H3'	1:6:1244:A:N3	2.16	0.59
1:6:1595:U:N3	1:6:1600:A:H2	2.01	0.59
1:6:542:A:C8	1:6:543:C:H2'	2.37	0.59
1:6:831:U:O2'	1:6:832:U:H5'	2.03	0.59
13:C1:22:ASN:HB3	13:C1:25:VAL:HG23	2.52	0.59
13:C1:5:LEU:O	13:C1:7:VAL:N	2.29	0.59
2:S0:52:LYS:HB3	23:D1:82:VAL:HG22	1.85	0.59
39:L2:206:PRO:HG3	39:L2:213:GLY:HA2	3.64	0.59
40:L3:187:SER:HB3	40:L3:190:GLU:OE1	3.32	0.59
46:L9:86:TYR:CE2	46:L9:151:VAL:HG22	2.40	0.59
46:L9:162:GLN:HB2	46:L9:179:ILE:O	2.23	0.59
57:N1:130:ARG:HD3	36:5:1098:A:OP2	255.78	0.59
67:O1:11:GLU:HG2	67:O1:74:ARG:HB2	1.84	0.59
3:S1:87:ARG:NH2	3:S1:89:ASP:OD1	5.22	0.59
36:1:272:G:OP2	87:1:4030:OHX:N3	2.36	0.58
87:1:4003:OHX:N3	87:1:4172:OHX:N5	2.51	0.58
1:2:702:G:O2'	1:2:703:G:H8	1.86	0.58
36:5:273:A:N7	87:5:4066:OHX:N3	2.51	0.58

Continued on next page...

Continued from previous page...

Atom-1	Atom-2	Interatomic distance (Å)	Clash overlap (Å)
36:5:3103:A:OP2	87:5:4159:OHX:N4	2.36	0.58
36:5:900:G:H1'	36:5:1589:A:N6	2.18	0.58
1:6:1588:G:OP1	87:6:2126:OHX:N2	2.36	0.58
10:S8:176:SER:HB3	1:6:208:U:H4'	286.78	0.58
42:L5:10:SER:HB2	37:7:67:G:H5'	312.35	0.58
16:C4:29:HIS:ND1	16:C4:29:HIS:O	2.36	0.58
19:C7:104:ASN:HA	19:C7:107:SER:HB3	4.21	0.58
23:D1:71:ARG:HG3	23:D1:83:TRP:CZ2	2.69	0.58
41:L4:259:ASP:OD1	41:L4:259:ASP:N	3.59	0.58
43:L6:31:ARG:NH2	43:L6:81:ALA:O	2.36	0.58
52:M6:18:ARG:NH2	36:5:1318:A:OP1	277.86	0.58
55:M9:109:TYR:CD2	55:M9:114:LYS:HD2	6.12	0.58
1:2:2:A:C2	4:S2:170:ILE:HD12	2.38	0.58
10:S8:138:ASN:OD1	10:S8:138:ASN:N	2.36	0.58
36:1:1565:G:N2	36:1:1574:C:N3	2.51	0.58
36:1:2403:G:H21	36:1:2404:A:H62	1.52	0.58
36:1:2927:C:H2'	36:1:2928:C:C6	2.38	0.58
1:2:1370:U:O4	87:2:2120:OHX:N1	2.36	0.58
36:5:2897:A:H2'	36:5:2899:C:H5''	1.85	0.58
22:D0:72:ASN:HD21	1:6:1429:G:H21	387.82	0.58
15:C3:119:GLU:HA	15:C3:122:ILE:HD12	1.85	0.58
17:C5:68:PRO:HG2	17:C5:71:GLU:OE2	2.03	0.58
19:C7:14:LYS:HG2	19:C7:69:ILE:HG23	3.39	0.58
19:C7:34:LEU:O	19:C7:38:ILE:HG22	2.02	0.58
22:D0:21:LYS:HA	22:D0:94:GLU:HG2	2.38	0.58
52:M6:68:ARG:NH1	36:5:2988:C:P	217.02	0.58
57:N1:83:ARG:HD2	57:N1:85:LEU:HD21	1.84	0.58
79:Q3:49:ARG:HB2	79:Q3:55:TRP:CZ3	2.61	0.58
2:S0:101:ARG:HH11	2:S0:101:ARG:HG2	3.07	0.58
3:S1:61:LEU:HG	3:S1:64:ARG:HH21	1.68	0.58
9:S7:49:ILE:O	9:S7:57:ALA:N	2.35	0.58
36:1:1062:A:N3	57:N1:130:ARG:NH2	2.50	0.58
36:1:2208:A:N1	87:1:4043:OHX:N4	2.51	0.58
36:1:410:U:O4	87:1:4056:OHX:N2	2.37	0.58
87:1:4003:OHX:N6	87:1:4172:OHX:N1	2.51	0.58
1:2:1498:G:C2'	1:2:1499:G:H5'	2.33	0.58
1:2:759:U:OP1	87:2:2159:OHX:N1	2.37	0.58
36:5:3053:G:OP2	87:5:4172:OHX:N3	2.36	0.58
46:L9:62:ARG:NH2	36:5:3115:C:OP1	331.17	0.58
87:5:4002:OHX:N4	87:5:4090:OHX:N2	2.51	0.58
28:D6:50:VAL:O	28:D6:54:SER:N	3.05	0.58

Continued on next page...

Continued from previous page...

Atom-1	Atom-2	Interatomic distance (Å)	Clash overlap (Å)
48:M1:10:ARG:HA	48:M1:134:PRO:HD2	2.99	0.58
52:M6:15:LEU:HD21	52:M6:125:ARG:HG3	2.11	0.58
3:S1:180:THR:HG22	3:S1:181:LEU:HD13	1.84	0.58
4:S2:123:GLY:HA2	4:S2:126:ARG:NH1	2.18	0.58
4:S2:225:LEU:HD12	24:D2:68:ARG:HA	3.74	0.58
11:S9:58:ASP:O	11:S9:61:THR:OG1	2.21	0.58
36:1:1596:C:H2'	36:1:1597:C:C6	2.37	0.58
36:1:2836:C:H5	36:1:2852:C:N4	1.96	0.58
36:1:3087:A:OP1	87:1:4181:OHX:N5	2.35	0.58
36:1:3278:C:H2'	36:1:3278:C:O2	2.03	0.58
36:1:924:G:OP1	87:1:4143:OHX:N5	2.37	0.58
1:2:11:A:H5'	4:S2:87:GLN:HE21	1.69	0.58
1:2:73:U:H1'	1:2:74:U:H5'	1.84	0.58
79:Q3:4:ARG:NH2	36:5:838:G:O6	236.77	0.58
12:C0:55:VAL:HA	12:C0:69:THR:HG23	1.83	0.58
16:C4:85:ALA:N	16:C4:119:THR:HG22	2.17	0.58
17:C5:18:ARG:NH2	17:C5:38:PRO:HG3	3.44	0.58
47:M0:66:GLU:CD	47:M0:69:ARG:HH21	2.06	0.58
47:M0:74:LYS:O	47:M0:78:THR:HG23	2.02	0.58
40:L3:70:ARG:HH22	59:N3:120:LYS:HZ1	1.50	0.58
59:N3:13:ILE:HG12	59:N3:53:SER:HB2	1.86	0.58
36:1:2320:A:C2	79:Q3:16:VAL:HG13	2.38	0.58
6:S4:21:ASP:OD1	6:S4:24:SER:OG	2.20	0.58
1:2:143:G:N7	8:S6:177:ARG:NH2	2.52	0.58
36:1:1636:U:H5''	63:N7:73:LYS:HZ2	1.67	0.58
1:2:1459:C:OP1	20:C8:126:ARG:NH2	2.35	0.58
1:2:1562:G:OP1	21:C9:89:ARG:NH2	2.37	0.58
1:2:987:G:C2	39:L2:249:SER:HB2	2.38	0.58
36:5:1659:U:H2'	36:5:1660:C:C6	2.38	0.58
24:D2:82:LYS:O	24:D2:84:GLY:N	2.29	0.58
30:D8:13:ILE:HB	30:D8:29:ARG:HG2	4.82	0.58
40:L3:25:ILE:HD13	40:L3:25:ILE:N	2.18	0.58
41:L4:91:GLY:HA3	41:L4:93:MET:HE1	1.84	0.58
42:L5:106:ALA:O	42:L5:110:LEU:HD22	3.24	0.58
59:N3:62:VAL:CG2	59:N3:74:MET:HE1	2.33	0.58
72:O6:57:LEU:O	72:O6:61:ILE:HG13	2.70	0.58
36:1:1509:A:H2'	36:1:1510:G:C8	2.39	0.58
36:1:1580:A:OP1	39:L2:68:LYS:NZ	2.37	0.58
36:1:1556:C:H2'	36:1:2169:G:N1	2.19	0.58
36:1:2544:U:H2'	36:1:2545:C:H6	1.66	0.58
1:2:373:G:N7	87:2:2158:OHX:N6	2.52	0.58

Continued on next page...

Continued from previous page...

Atom-1	Atom-2	Interatomic distance (Å)	Clash overlap (Å)
71:O5:74:LYS:NZ	36:5:128:G:OP2	79.54	0.58
36:5:1808:G:O6	87:5:4025:OHX:N3	2.35	0.58
36:5:2397:A:C2	36:5:2873:U:H5'	2.38	0.58
87:5:3979:OHX:N6	87:5:4198:OHX:N3	2.52	0.58
1:6:1370:U:H4'	1:6:1371:A:H4'	1.85	0.58
15:C3:114:ARG:CG	15:C3:114:ARG:HH11	2.15	0.58
26:D4:29:HIS:O	26:D4:31:ASN:N	3.39	0.58
40:L3:206:ASP:OD1	40:L3:206:ASP:N	2.37	0.58
41:L4:52:VAL:HB	41:L4:99:MET:HE3	1.84	0.58
46:L9:91:ARG:HG2	46:L9:182:SER:HB3	2.60	0.58
55:M9:4:LEU:HA	55:M9:7:GLN:HE21	5.39	0.58
63:N7:46:ILE:HD11	63:N7:49:TYR:CG	2.39	0.58
65:N9:46:ALA:O	65:N9:50:THR:HG23	2.94	0.58
70:O4:99:LYS:O	70:O4:103:LYS:HG2	2.03	0.58
3:S1:135:LEU:HD21	3:S1:176:VAL:HG11	1.84	0.58
3:S1:185:THR:O	3:S1:189:ILE:HG13	2.02	0.58
36:1:3389:U:O2'	36:1:3390:G:OP2	2.21	0.58
1:2:1665:U:O4	87:2:2135:OHX:N4	2.37	0.58
87:2:2133:OHX:N6	10:S8:52:ASN:OD1	2.37	0.58
1:6:705:U:HO2'	1:6:706:A:H8	1.52	0.58
13:C1:133:LYS:HB2	1:6:337:G:H3'	290.64	0.58
46:L9:166:ARG:NH2	46:L9:168:ARG:HH12	11.84	0.58
69:O3:60:ARG:NH2	69:O3:60:ARG:HB2	2.17	0.58
71:O5:101:THR:HG22	71:O5:104:GLN:HB2	2.04	0.58
5:S3:72:LEU:HD22	12:C0:65:TYR:HD1	2.10	0.58
9:S7:31:SER:HB2	9:S7:32:PRO:HD3	1.86	0.58
36:1:2378:C:H2'	36:1:2379:U:C6	2.39	0.58
36:1:2514:U:OP1	45:L8:68:ARG:HD2	2.03	0.58
1:2:1525:A:OP1	21:C9:93:HIS:ND1	2.37	0.58
36:5:1194:G:OP1	87:5:4015:OHX:N6	2.37	0.58
1:6:130:C:HO2'	1:6:137:U:H3	1.52	0.58
1:6:1650:U:H2'	1:6:1651:A:C8	2.39	0.58
1:6:819:G:O2'	1:6:821:U:OP2	2.22	0.58
18:C6:82:ARG:NH2	18:C6:114:ARG:HB2	2.18	0.58
23:D1:74:GLN:OE1	23:D1:83:TRP:N	3.90	0.58
27:D5:43:ASP:O	27:D5:45:GLU:N	2.37	0.58
27:D5:58:ARG:HB3	27:D5:103:ARG:NH1	8.89	0.58
28:D6:11:ASN:O	28:D6:11:ASN:ND2	4.31	0.58
50:M4:54:PRO:O	50:M4:56:GLN:NE2	2.37	0.58
51:M5:31:ARG:NH1	51:M5:124:ASP:OD1	2.49	0.58
51:M5:8:GLU:HG3	51:M5:50:ARG:NH1	4.60	0.58

Continued on next page...

Continued from previous page...

Atom-1	Atom-2	Interatomic distance (Å)	Clash overlap (Å)
55:M9:105:LEU:HD12	55:M9:135:LYS:HD2	1.85	0.58
44:L7:80:GLN:OE1	57:N1:136:ARG:HB2	3.02	0.58
59:N3:32:ARG:HB2	59:N3:32:ARG:HH21	1.67	0.58
67:O1:31:ARG:O	67:O1:35:GLU:HB2	2.25	0.58
36:1:2514:U:H5'	45:L8:68:ARG:HG3	1.84	0.58
36:1:3089:C:OP1	40:L3:222:LYS:NZ	2.32	0.58
36:5:1329:U:H4'	36:5:1330:A:OP1	2.02	0.58
1:6:938:G:N7	87:6:2107:OHX:N3	2.52	0.58
15:C3:26:PHE:CE2	15:C3:28:LEU:HB2	2.98	0.58
17:C5:21:ASP:N	17:C5:21:ASP:OD1	2.37	0.58
7:S5:29:ILE:HG21	18:C6:57:LEU:HD11	1.86	0.58
26:D4:10:ARG:HD2	1:6:778:G:O6	429.75	0.58
42:L5:274:GLN:OE1	37:7:60:G:N2	333.98	0.58
48:M1:94:ARG:C	48:M1:96:PHE:H	2.07	0.58
51:M5:96:ARG:NH1	51:M5:96:ARG:HG2	2.17	0.58
56:N0:42:TRP:O	56:N0:46:GLN:HG3	2.44	0.58
63:N7:26:VAL:HG21	63:N7:96:VAL:HB	1.86	0.58
6:S4:100:ARG:NH2	6:S4:122:LYS:HA	2.18	0.58
6:S4:19:LEU:HD11	6:S4:108:ARG:HD2	1.86	0.58
9:S7:111:LYS:O	9:S7:112:ARG:HB2	2.04	0.58
9:S7:133:THR:OG1	9:S7:134:GLU:N	2.36	0.58
11:S9:27:GLU:OE1	11:S9:39:LYS:NZ	3.05	0.58
36:1:1355:A:H5''	36:1:1356:U:C5	2.38	0.58
36:1:1932:A:H5'	36:1:1933:A:OP2	2.04	0.58
36:1:2677:G:H2'	36:1:2679:A:C2	2.38	0.58
1:6:846:G:H2'	1:6:847:A:C8	2.39	0.58
40:L3:188:ILE:HD12	40:L3:189:SER:H	1.68	0.58
41:L4:286:VAL:HA	41:L4:289:ILE:HG13	1.86	0.58
55:M9:105:LEU:HD22	55:M9:138:LEU:HD13	1.86	0.58
55:M9:76:SER:O	55:M9:81:ARG:NH1	2.36	0.58
62:N6:37:LYS:H	62:N6:37:LYS:HE2	2.41	0.58
36:1:2403:G:N2	36:1:2404:A:H62	2.01	0.57
36:1:522:A:OP1	87:1:3942:OHX:N5	2.37	0.57
87:1:3971:OHX:N6	87:1:4156:OHX:N4	2.52	0.57
1:2:1435:G:O6	12:C0:64:TYR:OH	2.13	0.57
36:5:1152:G:N2	36:5:1200:A:H61	2.02	0.57
36:5:892:U:OP2	87:5:3917:OHX:N6	2.37	0.57
21:C9:39:THR:HA	21:C9:100:ILE:HD12	1.85	0.57
27:D5:54:VAL:HG13	27:D5:57:TYR:CD1	2.39	0.57
28:D6:87:ARG:NH2	28:D6:94:ASN:O	2.33	0.57
49:M3:75:PHE:O	49:M3:79:GLU:HB2	2.04	0.57

Continued on next page...

Continued from previous page...

Atom-1	Atom-2	Interatomic distance (Å)	Clash overlap (Å)
54:M8:176:ARG:NH1	64:N8:46:ASP:OD2	2.55	0.57
65:N9:23:LYS:HB3	65:N9:24:PRO:CD	3.65	0.57
39:L2:48:ILE:HD13	79:Q3:65:ALA:HB2	2.39	0.57
4:S2:103:VAL:HG12	4:S2:190:LEU:HD12	1.84	0.57
5:S3:182:LEU:H	5:S3:182:LEU:HD12	1.69	0.57
6:S4:11:ARG:O	6:S4:12:LEU:HB2	2.03	0.57
11:S9:146:PHE:O	11:S9:147:MET:HB2	2.34	0.57
34:SR:13:LEU:HB2	34:SR:310:ILE:HB	1.85	0.57
1:2:1449:U:H2'	1:2:1450:U:C6	2.39	0.57
1:6:75:U:O2'	1:6:76:A:O4'	2.22	0.57
1:2:866:G:OP1	15:C3:2:GLY:HA2	2.04	0.57
15:C3:73:ARG:HD3	1:6:859:A:C5	331.35	0.57
49:M3:59:ARG:HD3	36:5:73:C:C2	94.36	0.57
49:M3:80:VAL:HG12	49:M3:85:LEU:O	2.05	0.57
55:M9:141:HIS:O	55:M9:141:HIS:ND1	3.59	0.57
67:O1:83:GLU:O	67:O1:85:ALA:N	3.71	0.57
74:O8:44:LYS:HG2	74:O8:53:THR:HB	2.37	0.57
4:S2:53:ILE:HG12	4:S2:73:LEU:HD22	4.13	0.57
10:S8:185:GLU:HG2	13:C1:23:PRO:HG2	1.86	0.57
35:SM:58:GLU:O	35:SM:62:ARG:HB2	2.90	0.57
36:1:1495:U:C5	36:1:1835:A:N1	2.71	0.57
36:1:149:U:OP2	51:M5:49:ARG:NH2	2.36	0.57
36:1:870:G:O6	87:1:3919:OHX:N4	2.36	0.57
1:2:1754:A:O2'	87:2:2057:OHX:N5	2.37	0.57
38:4:79:A:H2'	38:4:80:A:H1'	1.86	0.57
36:5:2425:G:H2'	36:5:2426:U:O4'	2.04	0.57
36:5:2509:U:H2'	36:5:2510:U:H5''	1.86	0.57
10:S8:10:LYS:NZ	1:6:339:C:OP2	283.99	0.57
37:7:3:U:H2'	37:7:4:U:H6	1.68	0.57
1:2:1102:G:OP1	24:D2:76:SER:OG	2.21	0.57
41:L4:5:GLN:HA	41:L4:20:LEU:O	2.05	0.57
49:M3:93:ILE:HG22	49:M3:94:GLY:N	3.99	0.57
4:S2:45:VAL:HG21	4:S2:68:ILE:HG23	2.48	0.57
6:S4:121:TYR:HA	6:S4:163:ASP:O	2.49	0.57
6:S4:242:LYS:N	6:S4:242:LYS:HE3	2.19	0.57
34:SR:157:VAL:HB	34:SR:168:THR:HG22	3.59	0.57
35:SM:46:LYS:HA	36:5:1018:G:H4'	325.38	0.57
36:5:1940:G:H21	36:5:3362:A:H8	1.52	0.57
53:M7:138:LYS:NZ	36:5:2356:A:OP1	147.50	0.57
39:L2:70:ARG:HH22	36:5:2522:G:H1	173.91	0.57
64:N8:59:ARG:NH1	36:5:90:C:OP1	152.43	0.57

Continued on next page...

Continued from previous page...

Atom-1	Atom-2	Interatomic distance (Å)	Clash overlap (Å)
1:6:1595:U:N3	1:6:1600:A:C2	2.72	0.57
16:C4:117:ASP:HB2	28:D6:44:ILE:HD11	8.65	0.57
18:C6:114:ARG:O	18:C6:115:THR:HB	3.90	0.57
46:L9:29:GLY:HA3	46:L9:82:VAL:HG13	2.15	0.57
55:M9:8:LYS:HD2	55:M9:22:VAL:HG23	1.87	0.57
69:O3:13:HIS:HE2	69:O3:28:SER:HG	1.51	0.57
36:1:359:U:O2'	73:O7:16:HIS:ND1	2.33	0.57
7:S5:133:VAL:HG22	7:S5:198:LEU:HD13	2.31	0.57
9:S7:38:LEU:HD23	9:S7:41:LEU:HD12	1.86	0.57
36:1:1215:U:C2'	36:1:1216:C:H5''	2.33	0.57
36:1:1372:C:OP2	64:N8:7:LYS:HE3	2.05	0.57
87:1:4032:OHX:N4	87:1:4044:OHX:N1	2.52	0.57
1:2:134:U:OP1	1:2:136:C:N4	2.36	0.57
36:5:1781:C:H2'	36:5:1782:U:C6	2.39	0.57
36:5:961:C:O2	87:5:4178:OHX:N4	2.37	0.57
1:6:241:U:H2'	1:6:242:U:C6	2.40	0.57
1:6:647:G:H22	1:6:687:G:N2	2.02	0.57
12:C0:7:ASP:O	12:C0:11:ILE:HG12	2.03	0.57
20:C8:26:ILE:HD11	20:C8:30:TYR:HB2	1.87	0.57
21:C9:61:VAL:O	21:C9:65:ILE:HG13	2.04	0.57
27:D5:47:TYR:CZ	27:D5:51:LEU:HD11	3.33	0.57
7:S5:161:ASP:O	30:D8:44:VAL:HA	2.05	0.57
45:L8:126:SER:O	36:5:120:G:N2	94.02	0.57
42:L5:41:LYS:HB2	57:N1:68:THR:O	2.52	0.57
78:Q2:12:CYS:SG	78:Q2:17:CYS:CB	3.09	0.57
5:S3:137:VAL:HB	5:S3:185:LYS:HB2	1.85	0.57
9:S7:129:LEU:HD21	9:S7:172:VAL:HG11	1.86	0.57
10:S8:57:ALA:HB2	10:S8:177:GLY:HA2	1.98	0.57
36:1:1014:U:H2'	36:1:1015:U:H5''	1.86	0.57
36:1:2094:C:H2'	36:1:2095:G:H8	1.68	0.57
36:1:3330:A:H8	36:1:3330:A:H5''	1.69	0.57
36:1:671:U:OP2	54:M8:57:ILE:HD12	2.02	0.57
1:2:108:A:H2'	1:2:109:G:C8	2.39	0.57
87:2:2089:OHX:N5	87:2:2130:OHX:N2	2.52	0.57
1:2:38:C:C2'	1:2:39:A:H5'	2.34	0.57
36:5:2437:G:H1	36:5:2510:U:H3	1.52	0.57
36:5:495:G:H2'	36:5:496:C:O4'	2.05	0.57
1:6:1130:G:OP2	87:6:2114:OHX:N1	2.37	0.57
1:6:1762:A:C1'	1:6:1783:C:H5'	2.35	0.57
17:C5:25:LEU:HA	17:C5:28:MET:HE2	2.33	0.57
20:C8:83:ALA:HA	20:C8:86:LEU:HD22	1.91	0.57

Continued on next page...

Continued from previous page...

Atom-1	Atom-2	Interatomic distance (Å)	Clash overlap (Å)
23:D1:5:LYS:O	23:D1:7:GLN:N	2.29	0.57
24:D2:25:VAL:HG22	24:D2:65:LEU:HD21	4.69	0.57
45:L8:151:VAL:HG13	45:L8:199:ALA:HB2	3.59	0.57
51:M5:194:GLN:NE2	36:5:99:A:H5'	123.25	0.57
52:M6:61:ALA:HB1	52:M6:66:LYS:HG3	2.02	0.57
4:S2:183:ALA:HB1	4:S2:211:LEU:HD21	2.19	0.57
34:SR:211:ILE:HG22	34:SR:223:TRP:CD1	2.39	0.57
87:1:4003:OHX:N3	87:1:4172:OHX:N3	2.53	0.57
1:2:1588:G:OP1	87:2:2116:OHX:N3	2.37	0.57
1:2:1618:C:O2'	87:2:2165:OHX:N3	2.38	0.57
1:2:513:U:H2'	1:2:514:G:C8	2.40	0.57
1:6:151:G:N2	1:6:163:G:H22	2.01	0.57
12:C0:14:TYR:HE2	12:C0:21:VAL:HG22	1.70	0.57
16:C4:82:LYS:HG2	16:C4:118:VAL:HG11	3.88	0.57
30:D8:21:SER:N	30:D8:67:ARG:O	3.79	0.57
42:L5:187:THR:O	42:L5:189:GLU:N	2.36	0.57
56:N0:141:LYS:HA	56:N0:144:LEU:HD12	3.48	0.57
6:S4:95:THR:HG23	6:S4:97:GLU:HG2	6.81	0.57
8:S6:213:ALA:O	8:S6:217:SER:OG	2.62	0.57
9:S7:66:SER:O	9:S7:68:ALA:N	3.11	0.57
87:1:3971:OHX:N3	87:1:4156:OHX:N1	2.53	0.57
36:5:132:C:H2'	36:5:133:U:H5''	1.86	0.57
10:S8:56:ARG:HH22	1:6:332:U:P	287.36	0.57
1:6:514:G:HO2'	1:6:515:A:H8	1.53	0.57
1:2:895:G:H21	16:C4:38:THR:HG21	1.69	0.57
28:D6:34:LYS:NZ	1:6:1793:G:N7	323.60	0.57
39:L2:114:SER:HB2	39:L2:169:ILE:HD12	1.86	0.57
53:M7:84:PRO:HB2	53:M7:87:SER:HB2	1.95	0.57
63:N7:4:PHE:CZ	66:O0:35:ARG:HA	2.40	0.57
3:S1:109:LYS:HG3	3:S1:113:MET:HE3	1.87	0.57
3:S1:98:THR:O	3:S1:232:HIS:NE2	3.58	0.57
10:S8:116:HIS:O	10:S8:146:ARG:NH1	2.36	0.57
11:S9:38:ASN:HB3	11:S9:40:LYS:H	1.69	0.57
87:1:3947:OHX:N4	52:M6:67:THR:HG23	2.20	0.57
1:2:1370:U:H4'	1:2:1371:A:C5'	2.35	0.57
1:2:693:U:H5'	1:2:694:U:H5'	1.87	0.57
36:5:1110:U:H2'	36:5:1111:U:C6	2.40	0.57
57:N1:28:SER:OG	37:7:9:C:OP1	267.89	0.57
25:D3:13:ARG:HA	25:D3:16:ARG:HD3	1.86	0.57
62:N6:45:ILE:HD12	62:N6:119:ILE:HG23	1.86	0.57
79:Q3:56:THR:HG22	79:Q3:63:THR:HG23	1.87	0.57

Continued on next page...

Continued from previous page...

Atom-1	Atom-2	Interatomic distance (Å)	Clash overlap (Å)
9:S7:99:LEU:HG	9:S7:116:ARG:HG2	4.46	0.57
11:S9:149:ARG:HH11	11:S9:149:ARG:HG2	4.60	0.57
36:1:211:A:OP1	41:L4:220:ARG:NH1	2.31	0.57
36:1:3340:G:O6	87:1:4052:OHX:N4	2.38	0.57
36:1:770:G:N7	87:1:4095:OHX:N6	2.53	0.57
87:1:4207:OHX:N4	38:4:16:G:OP1	2.38	0.57
36:1:979:U:H1'	36:1:980:A:N9	2.19	0.57
1:2:45:U:O2'	1:2:46:A:H2'	2.04	0.57
36:5:223:U:O4	87:5:4243:OHX:N4	2.38	0.57
36:5:3241:G:H2'	36:5:3245:A:C8	2.39	0.57
36:5:2764:C:C2	89:5:4252:3HE:H11	2.40	0.57
1:6:191:C:O2'	1:6:192:U:O5'	2.22	0.57
1:6:1413:U:O2	87:6:2088:OHX:N6	2.38	0.57
20:C8:33:THR:HA	20:C8:38:VAL:HG23	1.98	0.57
39:L2:140:ASN:OD1	39:L2:142:ASP:HB3	4.85	0.57
40:L3:53:MET:HE1	40:L3:327:CYS:CB	2.49	0.57
42:L5:163:LEU:HD11	42:L5:175:HIS:CG	2.40	0.57
3:S1:181:LEU:HD13	3:S1:181:LEU:H	1.70	0.57
3:S1:62:LYS:O	3:S1:64:ARG:N	2.37	0.57
4:S2:203:LYS:O	4:S2:206:THR:HG23	2.05	0.57
9:S7:57:ALA:HA	9:S7:89:HIS:O	2.05	0.57
36:5:1599:G:OP1	87:5:4137:OHX:N4	2.38	0.56
36:5:1818:U:H2'	36:5:1819:U:H6	1.70	0.56
36:5:2213:A:H2'	36:5:2214:A:C8	2.40	0.56
36:5:3132:C:H2'	36:5:3133:C:C6	2.40	0.56
36:5:3343:G:N2	36:5:3362:A:H2	1.96	0.56
36:5:2284:C:O2	87:5:4179:OHX:N1	2.38	0.56
36:5:437:G:H22	36:5:622:A:N6	1.98	0.56
1:6:1336:A:OP1	87:6:2179:OHX:N1	2.38	0.56
8:S6:13:GLN:OE1	1:6:151:G:N2	311.27	0.56
1:6:1769:U:OP2	87:6:2145:OHX:N2	2.38	0.56
1:6:686:C:H2'	1:6:687:G:C8	2.40	0.56
15:C3:94:LYS:HE2	1:6:953:G:P	301.82	0.56
26:D4:33:ALA:O	26:D4:34:ASN:ND2	2.34	0.56
33:E1:130:VAL:HG11	33:E1:143:LYS:HG2	1.86	0.56
39:L2:15:ILE:HG23	39:L2:194:ASN:HD22	5.13	0.56
42:L5:40:HIS:CE1	57:N1:69:LYS:HB2	2.40	0.56
45:L8:86:THR:O	45:L8:90:THR:HG23	5.47	0.56
52:M6:62:THR:HG21	52:M6:68:ARG:HG3	2.04	0.56
70:O4:46:ASP:OD2	70:O4:80:ARG:NH1	4.55	0.56
3:S1:181:LEU:HA	3:S1:184:LEU:HB3	1.86	0.56

Continued on next page...

Continued from previous page...

Atom-1	Atom-2	Interatomic distance (Å)	Clash overlap (Å)
5:S3:125:TYR:O	5:S3:129:SER:OG	3.69	0.56
6:S4:205:PHE:HB3	6:S4:221:ARG:HD2	1.86	0.56
8:S6:173:PRO:HG3	1:6:66:U:C5	334.32	0.56
36:1:249:U:H1'	36:1:250:U:O2	2.05	0.56
37:3:60:G:OP2	87:3:225:OHX:N3	2.37	0.56
36:5:2970:C:H4'	36:5:2971:A:N1	2.20	0.56
36:5:3132:C:H2'	36:5:3133:C:H6	1.70	0.56
1:6:848:C:H2'	1:6:849:C:H6	1.70	0.56
1:2:359:A:C2	25:D3:38:PHE:HB3	2.41	0.56
41:L4:207:VAL:HB	41:L4:227:THR:HG22	1.86	0.56
45:L8:41:GLN:HG3	45:L8:44:ARG:HH12	1.69	0.56
48:M1:23:VAL:O	48:M1:25:GLU:N	2.38	0.56
57:N1:42:ILE:HG12	57:N1:96:ILE:HD11	1.87	0.56
63:N7:83:THR:HG23	63:N7:85:TYR:H	1.97	0.56
74:O8:46:ARG:NH1	74:O8:47:GLY:O	2.50	0.56
2:S0:140:ASN:ND2	4:S2:62:PRO:HD3	4.17	0.56
4:S2:230:TRP:CE2	24:D2:68:ARG:HD2	3.30	0.56
4:S2:234:PRO:O	4:S2:235:LEU:HB2	2.09	0.56
7:S5:145:ASP:OD2	7:S5:146:THR:N	2.34	0.56
8:S6:78:THR:HG23	8:S6:92:ARG:HG2	1.87	0.56
36:1:1221:A:H3'	36:1:1222:G:C5'	2.36	0.56
36:1:3095:U:H2'	36:1:3096:C:C6	2.40	0.56
36:1:3084:C:OP2	87:1:3885:OHX:N5	2.38	0.56
36:1:658:G:OP1	87:1:4045:OHX:N4	2.37	0.56
36:1:979:U:C2	36:1:980:A:C4	2.93	0.56
87:5:4056:OHX:N3	87:5:4199:OHX:N6	2.52	0.56
39:L2:83:HIS:CE1	39:L2:86:GLN:HB2	2.44	0.56
42:L5:208:MET:HG3	42:L5:223:PHE:CZ	2.40	0.56
42:L5:94:ASN:OD1	42:L5:97:ALA:N	2.37	0.56
47:M0:4:ARG:CZ	47:M0:99:ILE:HD12	2.35	0.56
48:M1:51:ARG:NH2	36:5:2682:C:OP2	303.75	0.56
53:M7:64:ASN:HA	53:M7:67:ILE:HG12	1.87	0.56
67:O1:57:GLN:HG2	36:5:1475:A:H4'	147.13	0.56
6:S4:182:TYR:HB2	6:S4:228:ILE:HD13	1.87	0.56
8:S6:98:ARG:HD3	8:S6:99:GLY:N	2.29	0.56
34:SR:93:ASP:OD1	34:SR:96:THR:HB	2.05	0.56
36:1:2356:A:N6	36:1:2983:C:H5	1.97	0.56
36:1:3393:U:H2'	36:1:3394:U:C6	2.39	0.56
36:1:385:A:H2'	36:1:386:A:C8	2.40	0.56
87:5:3979:OHX:N4	87:5:4198:OHX:N1	2.53	0.56
16:C4:29:HIS:HB3	16:C4:41:ARG:HG3	1.87	0.56

Continued on next page...

Continued from previous page...

Atom-1	Atom-2	Interatomic distance (Å)	Clash overlap (Å)
41:L4:226:GLU:OE1	41:L4:237:GLN:NE2	2.37	0.56
36:1:2550:U:C6	45:L8:37:GLY:HA3	2.41	0.56
58:N2:104:ARG:NH1	58:N2:106:ALA:HB2	3.57	0.56
72:O6:35:ASN:N	72:O6:35:ASN:OD1	3.09	0.56
2:S0:37:VAL:HG22	2:S0:149:LEU:HD13	4.62	0.56
3:S1:58:SER:HA	3:S1:62:LYS:HD3	1.87	0.56
5:S3:115:ILE:HD12	5:S3:116:ARG:H	4.57	0.56
36:1:541:U:O4	87:1:4193:OHX:N2	2.38	0.56
38:4:77:A:OP2	87:4:227:OHX:N2	2.38	0.56
36:5:619:A:OP2	36:5:619:A:H8	1.88	0.56
6:S4:187:ARG:HH22	1:6:753:A:H62	375.34	0.56
17:C5:15:HIS:H	17:C5:22:LEU:HD22	5.13	0.56
20:C8:42:TYR:HA	20:C8:85:PHE:HE1	1.70	0.56
24:D2:79:PHE:O	24:D2:125:ILE:HG22	2.05	0.56
30:D8:32:PHE:O	30:D8:34:GLU:N	3.88	0.56
39:L2:113:VAL:HG23	39:L2:134:VAL:HG22	2.17	0.56
49:M3:119:TYR:O	49:M3:123:ILE:HG23	2.05	0.56
55:M9:43:LYS:N	55:M9:43:LYS:HD2	4.52	0.56
59:N3:39:VAL:O	59:N3:42:SER:OG	3.84	0.56
63:N7:97:SER:HB3	63:N7:99:GLU:HG3	3.91	0.56
70:O4:98:GLN:O	70:O4:102:LYS:HG2	2.05	0.56
1:2:1291:G:H5'	4:S2:119:LYS:HE2	1.88	0.56
5:S3:28:GLU:HG3	5:S3:65:ARG:HH22	3.73	0.56
7:S5:158:GLN:HG2	30:D8:66:LEU:HD11	1.88	0.56
8:S6:12:SER:HB2	8:S6:124:LEU:HD12	1.87	0.56
34:SR:178:VAL:HB	34:SR:192:PHE:HB2	2.29	0.56
36:1:3314:A:OP1	40:L3:174:LYS:HB3	2.05	0.56
36:1:623:U:O5'	87:1:4132:OHX:N3	2.38	0.56
1:2:1235:C:H5'	33:E1:146:SER:HB2	1.86	0.56
1:6:176:C:OP1	87:6:2097:OHX:N6	2.39	0.56
1:6:986:G:OP2	87:6:2121:OHX:N2	2.39	0.56
1:6:845:G:H2'	1:6:846:G:H8	1.71	0.56
12:C0:50:THR:HG21	12:C0:57:THR:OG1	2.05	0.56
27:D5:59:TYR:HE2	27:D5:61:SER:HB3	1.70	0.56
30:D8:12:VAL:HA	30:D8:30:VAL:HG12	1.86	0.56
40:L3:81:THR:HB	40:L3:321:PHE:HA	2.19	0.56
75:O9:15:LYS:O	75:O9:19:GLN:HG3	2.51	0.56
75:O9:50:ASN:O	75:O9:51:ILE:HB	2.08	0.56
36:1:1014:U:C2'	36:1:1015:U:H5''	2.36	0.56
87:1:4032:OHX:N6	87:1:4044:OHX:N3	2.54	0.56
1:2:542:A:H5''	1:2:544:A:C8	2.41	0.56

Continued on next page...

Continued from previous page...

Atom-1	Atom-2	Interatomic distance (Å)	Clash overlap (Å)
32:E0:28:LYS:HD3	1:6:542:A:N1	430.54	0.56
1:6:647:G:H1	1:6:687:G:H22	1.53	0.56
26:D4:35:VAL:HG13	26:D4:36:SER:H	1.70	0.56
41:L4:285:ASP:OD2	41:L4:288:ARG:HB2	2.06	0.56
42:L5:68:THR:HG22	42:L5:70:THR:H	1.70	0.56
36:1:77:A:OP2	49:M3:73:ARG:NH2	2.39	0.56
61:N5:57:LEU:HD23	61:N5:61:LYS:HG2	6.00	0.56
67:O1:26:LYS:NZ	36:5:1455:U:O2	171.33	0.56
71:O5:87:ALA:O	71:O5:90:ARG:N	3.05	0.56
3:S1:34:ALA:O	3:S1:41:ARG:NH2	2.99	0.56
6:S4:184:THR:C	6:S4:189:LEU:HD13	2.74	0.56
20:C8:120:ARG:NH2	35:SM:58:GLU:OE1	2.38	0.56
34:SR:153:GLN:HB3	34:SR:202:LEU:HD22	1.87	0.56
36:1:2898:G:OP2	36:1:2899:C:H5'	2.05	0.56
1:2:1236:A:O4'	33:E1:138:ARG:NH2	2.38	0.56
1:2:1347:U:O2	1:2:1516:A:H5'	2.05	0.56
1:2:1550:A:OP2	17:C5:42:ARG:NH2	2.39	0.56
56:N0:115:ARG:HD3	36:5:1295:G:O2'	295.95	0.56
36:5:1596:C:H2'	36:5:1597:C:C6	2.41	0.56
36:5:1798:A:H2'	36:5:1799:A:C8	2.40	0.56
1:6:1637:C:OP2	87:6:2116:OHX:N4	2.39	0.56
38:8:79:A:H2'	38:8:80:A:O4'	2.05	0.56
12:C0:21:VAL:HG12	12:C0:66:TYR:HB2	4.43	0.56
14:C2:94:ALA:HB1	14:C2:119:SER:H	1.70	0.56
14:C2:97:LEU:HD11	14:C2:121:VAL:HG22	3.30	0.56
26:D4:42:GLU:OE2	26:D4:52:LYS:NZ	2.39	0.56
33:E1:90:LYS:HB2	33:E1:93:HIS:HE1	12.32	0.56
40:L3:293:ASN:HB2	40:L3:304:THR:HA	1.88	0.56
51:M5:58:GLY:HA3	51:M5:142:ILE:HD13	1.88	0.56
1:2:852:C:OP1	55:M9:172:ARG:HD3	2.05	0.56
34:SR:52:GLN:HG2	34:SR:53:LYS:HG3	5.07	0.56
87:2:2043:OHX:N4	87:2:2098:OHX:N3	2.54	0.56
39:L2:193:ARG:NH2	36:5:2181:C:H5''	196.27	0.56
36:5:595:G:N1	36:5:609:G:H5''	2.21	0.56
1:6:484:C:N4	1:6:503:G:H1	2.03	0.56
15:C3:132:VAL:HG23	15:C3:134:VAL:HG13	2.54	0.56
16:C4:107:ARG:NH2	16:C4:107:ARG:HB2	4.93	0.56
17:C5:39:ALA:HA	17:C5:42:ARG:HH21	1.71	0.56
24:D2:41:MET:HG2	24:D2:129:VAL:HG11	2.12	0.56
41:L4:138:ARG:HG3	41:L4:244:LEU:O	2.06	0.56
42:L5:211:LEU:HD22	42:L5:215:ASP:HB3	2.52	0.56

Continued on next page...

Continued from previous page...

Atom-1	Atom-2	Interatomic distance (Å)	Clash overlap (Å)
42:L5:22:ARG:HG2	42:L5:28:THR:OG1	2.06	0.56
45:L8:82:LEU:HD12	45:L8:222:PHE:HE2	1.70	0.56
51:M5:143:ARG:HH21	71:O5:92:LEU:HA	1.71	0.56
63:N7:46:ILE:HD11	63:N7:49:TYR:HA	2.09	0.56
8:S6:142:ARG:HA	8:S6:147:LEU:HD12	1.87	0.56
10:S8:26:LYS:HG3	10:S8:29:LEU:HD13	2.24	0.56
10:S8:42:ARG:HB3	10:S8:59:ARG:HB2	2.38	0.56
36:1:288:C:OP1	51:M5:170:LYS:NZ	2.30	0.56
36:1:409:A:OP2	87:1:4056:OHX:N6	2.38	0.56
36:1:59:G:H2'	38:4:33:A:O2'	2.06	0.56
1:2:1417:A:OP1	87:2:2070:OHX:N5	2.38	0.56
1:2:327:U:H2'	1:2:328:A:C8	2.40	0.56
1:2:491:C:H42	1:2:496:G:H1	1.53	0.56
1:2:624:G:OP2	87:2:2156:OHX:N2	2.39	0.56
36:5:3242:G:H5'	36:5:3245:A:H8	1.70	0.56
87:5:3979:OHX:N6	87:5:4198:OHX:N5	2.54	0.56
36:5:655:C:H2'	36:5:656:A:C8	2.41	0.56
1:6:1691:A:H2'	1:6:1692:G:C8	2.41	0.56
1:6:263:C:H4'	1:6:292:U:H5'	1.87	0.56
62:N6:113:LYS:HB2	38:8:84:C:H1'	20.03	0.56
22:D0:82:TYR:HB3	31:D9:52:PHE:HB3	1.86	0.56
33:E1:82:LYS:O	33:E1:84:VAL:N	5.03	0.56
39:L2:14:SER:OG	39:L2:15:ILE:N	2.36	0.56
36:1:2880:U:H1'	40:L3:250:ALA:HB3	1.88	0.56
42:L5:88:ILE:HD13	42:L5:239:ILE:HG22	5.13	0.56
49:M3:124:ILE:HD11	49:M3:126:PHE:CZ	2.41	0.56
51:M5:114:ARG:HG2	51:M5:137:PRO:HG3	2.27	0.56
52:M6:31:GLN:HG3	52:M6:33:ILE:HD12	1.88	0.56
56:N0:6:GLU:OE1	56:N0:99:ARG:NH2	3.24	0.56
36:1:2698:G:O2'	57:N1:12:ARG:HG3	2.06	0.56
49:M3:9:ILE:HG23	64:N8:34:MET:HE3	1.87	0.56
3:S1:179:SER:HB3	3:S1:183:GLN:HB3	2.79	0.56
36:1:1024:G:N7	87:1:4165:OHX:N6	2.54	0.56
36:1:3138:U:C2'	36:1:3139:A:H5''	2.35	0.56
36:1:528:U:H2'	36:1:529:A:H8	1.71	0.56
36:1:784:A:C6	54:M8:93:ILE:HG22	2.41	0.56
36:5:308:A:H5'	36:5:2223:A:O2'	2.06	0.56
87:5:4021:OHX:N3	87:5:4216:OHX:N4	2.53	0.56
1:6:1688:U:H2'	1:6:1689:A:C8	2.40	0.56
13:C1:59:PRO:HB3	13:C1:66:ILE:HD11	1.87	0.56
14:C2:52:LEU:O	14:C2:85:LYS:NZ	2.38	0.56

Continued on next page...

Continued from previous page...

Atom-1	Atom-2	Interatomic distance (Å)	Clash overlap (Å)
19:C7:20:TYR:CD1	19:C7:38:ILE:HD12	3.61	0.56
19:C7:47:ARG:NH1	19:C7:48:ASN:OD1	2.39	0.56
20:C8:30:TYR:HE2	20:C8:40:ARG:HH11	1.63	0.56
41:L4:16:THR:HG23	41:L4:18:ASN:N	3.19	0.56
42:L5:202:GLY:O	42:L5:206:GLN:HG3	4.99	0.56
44:L7:136:TYR:CE2	44:L7:231:ASN:HB2	2.41	0.56
44:L7:118:LYS:HG3	44:L7:191:VAL:HG11	2.05	0.56
48:M1:162:TRP:CZ2	48:M1:166:LYS:HD2	2.41	0.56
50:M4:17:VAL:HG12	50:M4:72:LEU:HB3	1.87	0.56
36:1:2355:G:H4'	53:M7:139:TYR:CE2	2.41	0.56
2:S0:118:PRO:HG2	2:S0:141:ILE:HD13	2.16	0.56
2:S0:70:PRO:HB2	2:S0:94:GLY:HA3	1.88	0.56
6:S4:31:PRO:HD2	6:S4:38:LEU:HD13	2.81	0.56
11:S9:52:ILE:HG23	11:S9:76:LEU:HD11	2.66	0.56
34:SR:244:ALA:HB2	34:SR:292:LEU:HB3	6.23	0.56
36:1:2611:U:H2'	36:1:2612:U:C6	2.42	0.55
87:1:3937:OHX:N5	87:1:4198:OHX:N6	2.54	0.55
1:2:1623:C:H2'	1:2:1624:C:C6	2.40	0.55
1:2:38:C:H2'	1:2:39:A:H5'	1.88	0.55
36:5:1192:C:H5	87:5:4091:OHX:N4	2.05	0.55
36:5:1450:G:OP1	87:5:4228:OHX:N4	2.39	0.55
36:5:314:U:O4	87:5:4191:OHX:N5	2.39	0.55
30:D8:22:ARG:HD2	1:6:1619:C:C2	344.07	0.55
18:C6:5:PRO:HG2	18:C6:24:ALA:HB2	1.88	0.55
21:C9:52:GLY:HA2	21:C9:55:TYR:HD2	1.71	0.55
30:D8:58:GLU:HB3	30:D8:61:ARG:HG3	8.48	0.55
40:L3:214:MET:SD	40:L3:281:LYS:HG3	2.46	0.55
46:L9:161:LEU:HD13	46:L9:179:ILE:HG21	2.56	0.55
55:M9:109:TYR:HB3	55:M9:115:ILE:HG12	4.74	0.55
71:O5:92:LEU:HB3	71:O5:96:GLU:O	2.06	0.55
76:Q0:118:THR:OG1	76:Q0:120:GLN:HB2	2.66	0.55
2:S0:182:LEU:O	2:S0:186:GLY:HA3	2.06	0.55
6:S4:105:VAL:HG11	6:S4:245:LYS:H	2.13	0.55
8:S6:132:ARG:HD2	1:6:150:U:H1'	327.56	0.55
36:1:1029:G:H2'	36:1:1030:A:C8	2.42	0.55
36:1:1103:A:N3	36:1:1103:A:H2'	2.21	0.55
36:1:2883:U:H2'	36:1:2884:C:H6	1.70	0.55
87:1:3971:OHX:N6	87:1:4156:OHX:N2	2.54	0.55
1:2:1345:A:H2'	1:2:1348:A:H62	1.71	0.55
36:5:3195:U:H1'	36:5:3196:U:OP1	2.06	0.55
36:5:3341:U:H5''	36:5:3342:A:OP2	2.06	0.55

Continued on next page...

Continued from previous page...

Atom-1	Atom-2	Interatomic distance (Å)	Clash overlap (Å)
14:C2:119:SER:OG	1:6:1228:G:OP1	465.14	0.55
1:6:1579:U:OP1	87:6:2183:OHX:N4	2.39	0.55
14:C2:124:LYS:O	14:C2:126:TRP:N	2.32	0.55
16:C4:30:VAL:HG22	16:C4:39:ILE:HG13	1.88	0.55
62:N6:87:LYS:HB2	62:N6:97:ILE:HD11	3.79	0.55
65:N9:14:ARG:CZ	65:N9:18:ARG:HH11	3.91	0.55
11:S9:110:GLN:HE22	11:S9:126:ARG:HG2	3.01	0.55
34:SR:70:ASP:OD1	34:SR:71:CYS:N	2.37	0.55
34:SR:76:ASP:OD1	34:SR:76:ASP:N	2.32	0.55
36:1:2683:U:H2'	36:1:2684:C:C6	2.41	0.55
36:1:2947:G:C2	40:L3:250:ALA:HB1	2.41	0.55
36:5:22:G:H1'	38:8:104:A:N3	2.20	0.55
37:7:3:U:H2'	37:7:4:U:C6	2.41	0.55
38:8:145:U:H2'	38:8:146:U:C6	2.41	0.55
26:D4:56:SER:HB3	26:D4:74:LEU:HB2	1.88	0.55
26:D4:7:ILE:HG21	26:D4:44:LEU:HD11	4.28	0.55
45:L8:54:GLU:HG2	45:L8:57:ARG:HH21	1.71	0.55
55:M9:21:LYS:HE3	55:M9:55:VAL:HA	1.88	0.55
56:N0:12:ARG:HB3	56:N0:24:LEU:HD23	1.98	0.55
72:O6:25:LYS:HB2	72:O6:28:TYR:CD2	2.74	0.55
38:4:52:A:N6	75:O9:27:ILE:HD13	2.21	0.55
6:S4:92:LEU:O	6:S4:95:THR:HG22	6.38	0.55
7:S5:186:ASN:ND2	7:S5:187:ILE:HD12	6.03	0.55
10:S8:96:LEU:HD13	10:S8:179:CYS:SG	2.46	0.55
36:1:2108:C:H1'	36:1:3344:A:C8	2.41	0.55
36:1:3152:U:O2'	36:1:3153:U:H5'	2.07	0.55
36:1:3294:A:H2'	36:1:3295:A:O4'	2.06	0.55
79:Q3:44:LYS:NZ	36:5:1727:G:OP1	231.03	0.55
36:5:2510:U:O2'	36:5:2511:A:H5''	2.05	0.55
36:5:2234:G:O6	87:5:3963:OHX:N1	2.40	0.55
1:6:293:U:OP2	87:6:2137:OHX:N2	2.39	0.55
13:C1:70:ILE:O	13:C1:71:LEU:HD23	2.06	0.55
16:C4:91:THR:O	16:C4:93:THR:N	3.04	0.55
22:D0:43:LYS:O	22:D0:47:GLN:HB3	3.00	0.55
23:D1:71:ARG:HG3	23:D1:83:TRP:CH2	2.41	0.55
40:L3:4:ARG:HG3	40:L3:4:ARG:NH1	3.84	0.55
42:L5:108:ARG:CZ	42:L5:253:PHE:HB2	2.36	0.55
45:L8:134:TYR:CG	45:L8:190:VAL:HG11	3.96	0.55
47:M0:80:SER:HB3	47:M0:147:VAL:HG11	2.20	0.55
47:M0:194:GLY:HA3	36:5:1010:G:N3	336.37	0.55
57:N1:104:GLU:HG2	36:5:989:A:O2'	258.95	0.55

Continued on next page...

Continued from previous page...

Atom-1	Atom-2	Interatomic distance (Å)	Clash overlap (Å)
75:O9:4:GLN:HG2	36:5:1588:A:C2	126.43	0.55
36:1:2741:C:O2'	78:Q2:20:HIS:ND1	2.25	0.55
79:Q3:83:ILE:HG22	79:Q3:87:ARG:HH12	1.71	0.55
34:SR:42:LEU:HB2	34:SR:61:PHE:HB2	1.89	0.55
36:1:3078:U:H4'	36:1:3079:U:O5'	2.03	0.55
1:2:1291:G:H22	1:2:1324:G:H1	1.55	0.55
1:2:154:G:H5'	8:S6:108:VAL:HG21	1.89	0.55
1:2:158:U:O2'	1:2:159:U:H3'	2.06	0.55
1:2:459:G:OP1	26:D4:109:LYS:NZ	2.40	0.55
36:5:129:U:H2'	36:5:130:A:C8	2.42	0.55
36:5:2659:G:H4'	36:5:2751:G:O2'	2.06	0.55
1:6:1766:A:H5''	87:6:2127:OHX:N3	2.22	0.55
11:S9:176:ASN:ND2	1:6:511:A:OP2	465.96	0.55
1:6:700:C:H2'	1:6:701:U:C6	2.41	0.55
38:8:6:U:H2'	38:8:7:U:H6	1.71	0.55
27:D5:46:LYS:HE2	27:D5:70:LYS:HD2	1.89	0.55
39:L2:241:ARG:NH2	36:5:2156:C:OP2	216.16	0.55
43:L6:149:ILE:HG23	43:L6:155:LEU:HD13	2.31	0.55
62:N6:71:SER:HB3	62:N6:83:ASP:HB2	1.88	0.55
73:O7:2:GLY:O	73:O7:7:SER:HB3	2.10	0.55
2:S0:122:ILE:HG23	2:S0:144:ILE:HB	3.09	0.55
2:S0:195:TRP:NE1	2:S0:197:ILE:HD13	3.16	0.55
5:S3:63:GLY:O	5:S3:66:ILE:HG22	4.86	0.55
9:S7:168:SER:O	9:S7:172:VAL:HG23	2.52	0.55
36:1:2544:U:H2'	36:1:2545:C:C6	2.41	0.55
38:4:52:A:H62	75:O9:27:ILE:HD13	1.72	0.55
36:5:2103:U:H2'	36:5:2104:A:C8	2.42	0.55
36:5:2971:A:H4'	36:5:2972:G:OP2	2.05	0.55
36:5:622:A:H2'	36:5:623:U:O4'	2.05	0.55
36:5:847:A:H2'	36:5:848:A:C8	2.42	0.55
1:6:987:G:O6	87:6:2121:OHX:N4	2.39	0.55
15:C3:112:LYS:O	15:C3:116:ILE:HD12	3.43	0.55
33:E1:119:ARG:HH11	33:E1:139:LEU:HD21	1.71	0.55
40:L3:173:GLN:O	40:L3:175:LYS:N	2.31	0.55
40:L3:347:SER:CB	40:L3:350:ALA:H	2.52	0.55
48:M1:28:ASP:HA	48:M1:31:THR:HG23	1.89	0.55
54:M8:86:THR:HG22	54:M8:105:ARG:HB2	1.89	0.55
58:N2:47:VAL:O	58:N2:49:ASN:N	3.36	0.55
64:N8:16:SER:HA	36:5:942:U:N3	170.30	0.55
78:Q2:100:LYS:H	78:Q2:100:LYS:HE2	1.70	0.55
78:Q2:83:LEU:HD22	78:Q2:84:THR:H	1.71	0.55

Continued on next page...

Continued from previous page...

Atom-1	Atom-2	Interatomic distance (Å)	Clash overlap (Å)
2:S0:88:LYS:HB3	2:S0:202:TYR:CZ	2.83	0.55
34:SR:167:VAL:HG23	34:SR:183:LEU:HB2	4.99	0.55
36:1:86:G:O2'	49:M3:11:LYS:HD3	2.05	0.55
1:2:1488:G:H5'	1:2:1489:U:OP1	2.07	0.55
68:O2:59:SER:OG	36:5:1405:U:OP2	185.83	0.55
75:O9:10:LYS:HD2	36:5:1833:G:H5''	108.47	0.55
36:5:2896:A:H5'	36:5:2896:A:C8	2.42	0.55
36:5:3374:U:O4	87:5:4036:OHX:N5	2.40	0.55
36:5:549:U:H2'	36:5:550:A:C8	2.40	0.55
36:5:955:U:H2'	36:5:956:U:H6	1.71	0.55
1:6:565:C:O2	87:6:2160:OHX:N1	2.40	0.55
19:C7:13:SER:HA	19:C7:54:THR:HG22	1.87	0.55
22:D0:18:GLN:O	22:D0:96:PRO:HB3	3.84	0.55
1:2:778:G:H22	26:D4:10:ARG:NH2	2.04	0.55
26:D4:60:PHE:O	1:6:523:G:H5'	413.38	0.55
30:D8:10:ALA:HA	30:D8:32:PHE:HA	1.89	0.55
40:L3:350:ALA:O	40:L3:351:LEU:HB2	2.07	0.55
41:L4:319:LYS:O	41:L4:320:ASN:HB2	2.07	0.55
46:L9:28:VAL:HG22	46:L9:33:THR:HB	2.89	0.55
36:1:77:A:H5'	49:M3:100:ARG:NH1	2.21	0.55
36:1:1307:G:OP1	52:M6:59:ARG:NH1	2.40	0.55
54:M8:170:ARG:O	54:M8:171:LYS:HB3	2.05	0.55
55:M9:89:LEU:HD12	55:M9:90:PRO:HD2	2.60	0.55
77:Q1:1:MET:HB2	1:6:1783:C:OP2	310.24	0.55
78:Q2:48:SER:O	87:Q2:503:OHX:N6	2.40	0.55
5:S3:38:GLU:OE1	5:S3:40:ARG:NE	2.30	0.55
6:S4:5:PRO:HB2	6:S4:7:LYS:HE3	1.88	0.55
9:S7:51:VAL:HG23	9:S7:53:GLY:H	4.47	0.55
36:1:2314:U:O2'	36:1:2315:G:OP1	2.22	0.55
36:1:3195:U:O2'	36:1:3197:G:N2	2.39	0.55
1:2:1181:U:O4	87:2:2118:OHX:N6	2.40	0.55
1:2:1381:U:H1'	1:2:1516:A:N6	2.21	0.55
36:5:1363:A:OP2	87:5:4199:OHX:N3	2.40	0.55
33:E1:97:LYS:HE2	1:6:1231:U:C5	439.06	0.55
38:8:77:A:H2'	38:8:78:G:O4'	2.07	0.55
16:C4:86:THR:HB	16:C4:91:THR:HG22	2.47	0.55
2:S0:185:ARG:HB2	23:D1:45:ALA:HB3	1.88	0.55
27:D5:39:ALA:O	27:D5:72:GLY:N	2.37	0.55
42:L5:270:LYS:HG2	37:7:2:G:H5'	319.87	0.55
46:L9:49:ASN:O	46:L9:51:GLN:N	2.40	0.55
48:M1:86:VAL:HG21	48:M1:112:LEU:HD22	1.88	0.55

Continued on next page...

Continued from previous page...

Atom-1	Atom-2	Interatomic distance (Å)	Clash overlap (Å)
56:N0:26:ARG:HH11	57:N1:150:THR:HG21	2.60	0.55
77:Q1:9:ARG:CG	77:Q1:9:ARG:HH11	2.27	0.55
2:S0:79:ARG:NH1	2:S0:164:ASN:O	3.53	0.55
7:S5:112:ARG:HD3	27:D5:95:HIS:NE2	2.21	0.55
8:S6:21:GLU:O	8:S6:25:ARG:HB2	2.07	0.55
11:S9:92:LYS:HA	11:S9:92:LYS:HE3	1.89	0.55
87:1:4032:OHX:N2	87:1:4044:OHX:N1	2.54	0.55
87:2:2043:OHX:N1	87:2:2098:OHX:N5	2.55	0.55
36:5:1064:A:H4'	36:5:1065:A:O5'	2.06	0.55
36:5:2726:C:O2'	36:5:2727:A:H2'	2.07	0.55
36:5:830:A:O2'	36:5:1866:C:H2'	2.05	0.55
1:6:485:A:C5	1:6:486:G:H1'	2.42	0.55
11:S9:149:ARG:NE	1:6:765:G:N7	429.71	0.55
1:6:848:C:H2'	1:6:849:C:C6	2.42	0.55
13:C1:73:GLY:HA3	13:C1:86:ILE:HD12	1.89	0.55
1:2:1429:G:H21	22:D0:72:ASN:HD21	1.55	0.55
25:D3:53:VAL:HG23	25:D3:100:ASP:O	2.07	0.55
40:L3:210:GLU:O	40:L3:213:GLU:HB2	2.79	0.55
44:L7:144:ILE:O	44:L7:148:VAL:HG23	2.07	0.55
51:M5:135:VAL:HG13	51:M5:142:ILE:HG12	2.40	0.55
68:O2:11:LYS:O	68:O2:13:HIS:N	2.40	0.55
77:Q1:9:ARG:NH1	77:Q1:9:ARG:HG3	2.18	0.55
78:Q2:74:CYS:HB3	78:Q2:77:CYS:SG	2.83	0.55
7:S5:43:PHE:N	7:S5:46:TRP:O	2.74	0.55
36:1:1230:G:N2	36:1:1279:C:N3	2.43	0.55
36:1:2554:A:N7	79:Q3:62:LYS:NZ	2.47	0.55
36:1:863:C:H2'	36:1:864:G:O4'	2.07	0.55
87:2:2089:OHX:N1	87:2:2130:OHX:N4	2.55	0.55
36:5:1081:U:O2'	36:5:1082:U:O5'	2.22	0.55
36:5:2402:A:OP2	87:5:4110:OHX:N3	2.40	0.55
87:5:4012:OHX:N6	87:5:4200:OHX:N2	2.55	0.55
1:6:152:U:C2	1:6:163:G:N2	2.74	0.55
1:6:188:A:H2'	1:6:189:C:O4'	2.06	0.55
1:6:1450:U:OP2	87:6:2129:OHX:N4	2.40	0.55
87:6:2061:OHX:N1	87:6:2148:OHX:N4	2.55	0.55
15:C3:83:GLU:HG3	15:C3:84:ILE:HD13	6.45	0.55
1:2:1794:A:H1'	28:D6:79:ILE:HD13	1.89	0.55
40:L3:106:TRP:CH2	40:L3:161:LEU:HD13	2.82	0.55
41:L4:216:VAL:HG22	41:L4:227:THR:OG1	5.82	0.55
46:L9:44:THR:HG22	36:5:3186:A:N3	327.40	0.55
47:M0:77:THR:HG22	47:M0:85:PHE:HZ	1.71	0.55

Continued on next page...

Continued from previous page...

Atom-1	Atom-2	Interatomic distance (Å)	Clash overlap (Å)
47:M0:78:THR:OG1	47:M0:79:VAL:N	3.20	0.55
51:M5:150:TRP:CH2	51:M5:151:ILE:HG12	2.42	0.55
52:M6:116:LYS:HG3	52:M6:117:ARG:N	2.20	0.55
1:2:853:G:N7	55:M9:173:ARG:NH2	2.54	0.55
63:N7:70:PRO:HG3	63:N7:115:LYS:HB2	1.93	0.55
72:O6:27:SER:O	72:O6:28:TYR:HB2	2.05	0.55
3:S1:171:ILE:HD12	3:S1:197:ILE:HD13	1.88	0.55
36:1:1567:U:H5	36:1:1568:U:C2	2.24	0.54
36:1:1778:G:O2'	36:1:1780:G:OP2	2.22	0.54
36:1:719:U:H5''	36:1:719:U:H6	1.71	0.54
1:2:139:C:O2'	8:S6:187:LYS:NZ	2.39	0.54
1:2:1450:U:OP2	87:2:2061:OHX:N5	2.39	0.54
1:2:1477:G:H2'	1:2:1478:G:C8	2.42	0.54
36:5:2896:A:H8	36:5:2896:A:H5'	1.71	0.54
36:5:3275:U:H4'	36:5:3276:G:OP2	2.06	0.54
87:5:4056:OHX:N3	87:5:4199:OHX:N4	2.55	0.54
1:6:369:A:O2'	1:6:371:G:OP2	2.17	0.54
12:C0:23:ALA:O	12:C0:24:LYS:HB3	4.63	0.54
14:C2:97:LEU:HD12	14:C2:118:ALA:HB3	2.89	0.54
23:D1:56:SER:OG	23:D1:59:VAL:HG23	2.07	0.54
36:1:1524:A:OP1	61:N5:92:LYS:NZ	2.37	0.54
64:N8:104:THR:HG21	64:N8:112:ILE:HD11	2.18	0.54
64:N8:42:ARG:HD2	64:N8:46:ASP:OD2	3.13	0.54
2:S0:112:THR:HG23	2:S0:114:SER:H	2.04	0.54
4:S2:39:THR:HB	4:S2:42:GLY:H	1.71	0.54
10:S8:103:GLN:HB3	10:S8:164:ARG:HG2	1.88	0.54
11:S9:129:ILE:HA	11:S9:134:ILE:CG1	4.26	0.54
36:1:1724:U:H4'	36:1:1725:C:OP1	2.08	0.54
36:1:2777:G:H5'	36:1:2779:A:OP2	2.07	0.54
36:1:2983:C:OP1	87:1:4189:OHX:N3	2.40	0.54
1:2:25:C:H4'	1:2:25:C:OP2	2.07	0.54
1:2:481:A:H61	1:2:505:A:N6	2.05	0.54
36:5:1724:U:H1'	36:5:1725:C:C6	2.42	0.54
87:5:4012:OHX:N4	87:5:4200:OHX:N1	2.55	0.54
36:5:908:G:H4'	36:5:909:G:O5'	2.07	0.54
17:C5:128:HIS:O	17:C5:130:ARG:HG2	2.07	0.54
46:L9:8:GLN:NE2	46:L9:69:ARG:HG2	3.13	0.54
57:N1:101:CYS:HB3	36:5:990:U:H1'	252.36	0.54
57:N1:39:ILE:HD12	57:N1:102:ARG:HD3	1.88	0.54
58:N2:90:ARG:O	58:N2:91:ASP:HB2	2.08	0.54
64:N8:90:TYR:CG	64:N8:100:PRO:HG3	2.41	0.54

Continued on next page...

Continued from previous page...

Atom-1	Atom-2	Interatomic distance (Å)	Clash overlap (Å)
6:S4:64:ILE:HD13	26:D4:17:LEU:HD13	1.89	0.54
34:SR:24:ALA:HB2	34:SR:72:THR:HA	1.88	0.54
87:1:4032:OHX:N4	87:1:4044:OHX:N3	2.55	0.54
87:1:4003:OHX:N6	87:1:4172:OHX:N5	2.54	0.54
87:5:4002:OHX:N6	87:5:4090:OHX:N5	2.55	0.54
20:C8:86:LEU:HG	20:C8:99:HIS:HB2	1.89	0.54
23:D1:39:VAL:HG12	23:D1:45:ALA:HA	1.89	0.54
32:E0:18:THR:HG21	1:6:584:C:H1'	390.22	0.54
32:E0:39:LEU:O	32:E0:43:ARG:N	2.78	0.54
41:L4:299:ILE:HG22	41:L4:300:ARG:O	2.06	0.54
47:M0:191:LYS:HE2	47:M0:212:GLU:OE2	2.07	0.54
49:M3:98:ASP:OD1	49:M3:100:ARG:HG2	2.36	0.54
53:M7:58:ILE:HG13	53:M7:84:PRO:HD2	1.90	0.54
59:N3:13:ILE:HG13	59:N3:14:SER:N	2.46	0.54
59:N3:80:ARG:HD3	59:N3:117:PRO:O	2.80	0.54
3:S1:70:LEU:HB3	3:S1:79:HIS:HB3	5.23	0.54
1:2:7:G:O6	4:S2:205:ARG:NH2	2.41	0.54
4:S2:245:ASP:N	4:S2:245:ASP:OD1	2.28	0.54
1:2:799:A:H5''	6:S4:201:HIS:CE1	2.42	0.54
36:1:1789:G:N7	87:1:4168:OHX:N2	2.54	0.54
1:2:927:C:H2'	1:2:928:U:C6	2.43	0.54
36:5:1409:G:O6	87:5:4162:OHX:N6	2.40	0.54
36:5:2093:A:O2'	36:5:2094:C:O4'	2.19	0.54
36:5:2946:A:H5''	36:5:2947:G:H5'	1.88	0.54
87:5:3974:OHX:N4	87:5:4242:OHX:N2	2.55	0.54
36:5:501:A:H2'	36:5:502:U:C6	2.42	0.54
31:D9:14:TYR:OH	1:6:1553:G:O2'	403.12	0.54
1:6:470:A:H8	1:6:470:A:H5''	1.72	0.54
36:5:408:A:N6	38:8:15:G:H1'	2.22	0.54
12:C0:27:PHE:HB3	12:C0:40:LEU:HD23	1.89	0.54
1:2:901:G:N2	16:C4:54:GLU:OE1	2.40	0.54
18:C6:58:ASP:C	18:C6:60:PHE:H	2.11	0.54
29:D7:58:SER:O	29:D7:60:SER:N	3.46	0.54
33:E1:84:VAL:HG23	33:E1:85:TYR:HD1	7.46	0.54
41:L4:290:ILE:HG23	54:M8:35:PHE:CE2	2.42	0.54
46:L9:26:LYS:HG3	46:L9:35:THR:HG22	1.89	0.54
50:M4:24:LYS:HE2	50:M4:25:LYS:HE2	1.89	0.54
55:M9:4:LEU:O	55:M9:7:GLN:HG2	5.22	0.54
64:N8:13:GLY:HA2	36:5:943:U:H3'	164.43	0.54
3:S1:111:ARG:HB3	28:D6:68:TYR:CD2	2.41	0.54
35:SM:25:ILE:HG22	48:M1:46:VAL:HG23	2.28	0.54

Continued on next page...

Continued from previous page...

Atom-1	Atom-2	Interatomic distance (Å)	Clash overlap (Å)
36:1:1924:U:OP1	77:Q1:25:LYS:NZ	2.40	0.54
36:1:2989:U:O2'	40:L3:232:ARG:NH2	2.40	0.54
36:1:3082:C:H2'	36:1:3083:G:C8	2.42	0.54
36:1:3139:A:H5'	36:1:3139:A:H8	1.72	0.54
87:1:3937:OHX:N5	87:1:4198:OHX:N2	2.54	0.54
1:2:131:C:O2'	1:2:132:U:OP1	2.25	0.54
1:2:190:C:O2'	1:2:191:C:H5'	2.08	0.54
87:2:2030:OHX:N6	87:2:2145:OHX:N2	2.55	0.54
1:2:218:A:O2'	1:2:219:A:OP1	2.23	0.54
1:2:734:A:H4'	1:2:735:C:H5'	1.88	0.54
36:5:958:C:H5'	36:5:2799:A:H2'	1.90	0.54
36:5:2560:C:O2	87:5:4032:OHX:N2	2.41	0.54
36:5:438:A:H4'	36:5:439:C:OP2	2.07	0.54
21:C9:47:PRO:HA	1:6:1477:G:O2'	375.94	0.54
1:6:1657:U:H4'	1:6:1658:G:OP2	2.08	0.54
1:6:219:A:H2'	1:6:831:U:O2	2.08	0.54
20:C8:28:ILE:O	20:C8:32:LEU:HG	2.08	0.54
11:S9:36:LEU:O	32:E0:33:ARG:HG3	2.08	0.54
41:L4:334:PHE:CD1	41:L4:339:LEU:HD11	4.72	0.54
41:L4:33:ASP:O	41:L4:37:THR:HG23	2.06	0.54
43:L6:107:ALA:O	43:L6:109:GLU:HG2	2.08	0.54
45:L8:68:ARG:O	45:L8:69:LEU:HB2	4.55	0.54
46:L9:92:TYR:HB2	46:L9:142:ASP:HB3	1.89	0.54
52:M6:18:ARG:O	52:M6:22:VAL:HG13	2.08	0.54
63:N7:3:LYS:O	63:N7:6:LYS:HG3	2.07	0.54
63:N7:41:ALA:HB2	63:N7:77:TYR:HE2	5.93	0.54
49:M3:177:LYS:HA	72:O6:11:LEU:HD13	3.27	0.54
8:S6:102:VAL:HG13	8:S6:106:LEU:HD12	1.89	0.54
5:S3:144:ALA:HB1	35:SM:101:ASP:OD2	2.07	0.54
36:1:3233:C:H2'	36:1:3234:A:C8	2.43	0.54
87:1:3937:OHX:N3	87:1:4198:OHX:N6	2.55	0.54
36:1:562:C:H2'	36:1:563:U:C6	2.40	0.54
36:5:2580:A:O2'	87:5:4130:OHX:N1	2.40	0.54
87:6:2061:OHX:N5	87:6:2148:OHX:N6	2.55	0.54
1:6:454:U:H5''	1:6:455:C:C5	2.42	0.54
1:6:794:U:H4'	1:6:795:U:OP2	2.06	0.54
12:C0:77:ARG:HE	12:C0:83:PRO:HA	6.70	0.54
27:D5:102:THR:HG22	27:D5:103:ARG:H	2.10	0.54
40:L3:143:GLY:O	40:L3:147:GLU:HG2	2.07	0.54
46:L9:126:VAL:HG21	46:L9:161:LEU:HA	1.90	0.54
46:L9:166:ARG:HD2	46:L9:168:ARG:NH1	12.08	0.54

Continued on next page...

Continued from previous page...

Atom-1	Atom-2	Interatomic distance (Å)	Clash overlap (Å)
73:O7:2:GLY:N	36:5:2138:A:HO2'	174.23	0.54
3:S1:135:LEU:HA	3:S1:217:LEU:O	2.07	0.54
6:S4:86:PHE:O	6:S4:87:MET:HB2	2.07	0.54
36:1:1658:G:H2'	36:1:1659:U:C6	2.43	0.54
36:1:2572:C:O2'	36:1:2573:G:O4'	2.26	0.54
1:2:397:A:O3'	10:S8:50:GLY:HA2	2.08	0.54
1:2:539:G:OP2	1:2:539:G:H8	1.90	0.54
1:2:657:U:O2	1:2:677:G:N2	2.40	0.54
36:5:1567:U:H2'	36:5:1568:U:H4'	1.90	0.54
36:5:3269:U:H5'	36:5:3271:G:O4'	2.08	0.54
36:5:742:G:N7	87:5:4004:OHX:N4	2.55	0.54
87:5:4002:OHX:N6	87:5:4090:OHX:N2	2.55	0.54
1:6:1458:G:H5''	1:6:1459:C:OP2	2.07	0.54
21:C9:28:LEU:CD1	21:C9:29:GLU:H	2.21	0.54
21:C9:6:VAL:HG13	21:C9:66:TYR:CZ	2.72	0.54
2:S0:184:LEU:HB3	23:D1:45:ALA:HB2	1.89	0.54
24:D2:89:TRP:O	24:D2:93:LEU:HD22	2.08	0.54
31:D9:6:VAL:O	31:D9:8:PHE:N	4.55	0.54
32:E0:46:ASN:OD1	32:E0:47:VAL:N	2.52	0.54
33:E1:135:HIS:HB2	33:E1:138:ARG:HB3	1.89	0.54
42:L5:211:LEU:HB3	42:L5:219:PHE:HD2	1.72	0.54
46:L9:77:ASN:HA	46:L9:80:THR:HG23	4.34	0.54
49:M3:91:ARG:CZ	49:M3:97:VAL:HB	2.80	0.54
51:M5:190:THR:HB	51:M5:193:ARG:NH2	2.22	0.54
52:M6:110:PRO:HA	52:M6:113:ASP:OD2	2.07	0.54
56:N0:1:MET:HG2	56:N0:1:MET:O	2.07	0.54
74:O8:5:ILE:HG22	74:O8:54:LEU:HD13	2.83	0.54
3:S1:146:GLN:O	3:S1:148:ASN:N	2.35	0.54
6:S4:185:GLY:N	6:S4:189:LEU:HD13	2.23	0.54
36:1:3159:C:H2'	36:1:3160:U:C6	2.43	0.54
36:1:325:A:H5''	36:1:326:U:OP2	2.08	0.54
38:4:68:G:OP2	87:O7:103:OHX:N6	2.40	0.54
36:5:1103:A:H3'	36:5:1104:G:H5'	1.90	0.54
36:5:1481:A:O4'	36:5:1481:A:OP1	2.25	0.54
55:M9:104:ARG:NH1	36:5:1949:G:OP1	222.78	0.54
39:L2:241:ARG:HG2	36:5:2155:G:OP1	221.83	0.54
87:5:4056:OHX:N1	87:5:4199:OHX:N2	2.55	0.54
36:5:621:A:H2'	36:5:622:A:C8	2.41	0.54
1:6:162:A:H2'	1:6:163:G:C8	2.42	0.54
14:C2:32:LEU:HD22	14:C2:41:LEU:HD21	2.77	0.54
21:C9:138:GLN:O	21:C9:141:GLU:HG3	4.32	0.54

Continued on next page...

Continued from previous page...

Atom-1	Atom-2	Interatomic distance (Å)	Clash overlap (Å)
21:C9:30:VAL:HG12	21:C9:54:PHE:CD2	2.42	0.54
45:L8:160:ILE:HG23	45:L8:164:VAL:HG13	3.70	0.54
45:L8:74:THR:HB	45:L8:230:LYS:HZ1	1.72	0.54
63:N7:72:ILE:HD13	63:N7:111:LYS:HG3	1.89	0.54
63:N7:88:ASP:HB3	63:N7:121:ARG:HH22	1.72	0.54
71:O5:119:LYS:NZ	71:O5:119:LYS:HA	3.28	0.54
78:Q2:83:LEU:HD22	78:Q2:84:THR:N	2.23	0.54
4:S2:125:ILE:O	4:S2:129:ILE:HG13	2.39	0.54
7:S5:36:ALA:HB1	7:S5:42:LEU:HD21	1.89	0.54
7:S5:64:VAL:HG12	7:S5:65:ARG:HD3	1.90	0.54
35:SM:51:ARG:HB2	35:SM:52:PRO:HD2	1.88	0.54
34:SR:198:ASN:O	34:SR:215:GLY:HA3	2.26	0.54
36:1:3060:C:OP1	87:1:4038:OHX:N4	2.41	0.54
1:2:1783:C:H2'	1:2:1784:C:C6	2.43	0.54
36:5:863:C:H2'	36:5:864:G:O4'	2.07	0.54
1:6:219:A:N6	1:6:843:U:C2	2.76	0.54
14:C2:63:VAL:HG11	14:C2:94:ALA:HB2	1.89	0.54
18:C6:114:ARG:H	18:C6:116:LEU:HD22	1.72	0.54
25:D3:51:GLY:O	25:D3:101:GLU:HA	2.77	0.54
41:L4:232:SER:O	41:L4:233:LEU:HB2	2.30	0.54
41:L4:269:SER:C	41:L4:271:LYS:H	2.07	0.54
42:L5:155:THR:HG22	42:L5:179:ARG:NH1	2.23	0.54
44:L7:137:GLY:HA3	44:L7:236:ILE:HB	1.90	0.54
47:M0:210:ILE:HA	47:M0:217:PHE:CE2	2.42	0.54
47:M0:9:TYR:CG	47:M0:97:LEU:HD13	2.43	0.54
52:M6:12:LYS:O	56:N0:167:ARG:NH2	2.36	0.54
61:N5:103:TYR:HB3	61:N5:135:ILE:HD11	2.35	0.54
66:O0:16:LEU:HB3	66:O0:98:SER:HB2	1.88	0.54
36:1:362:U:OP1	73:O7:45:ARG:NH2	2.41	0.54
75:O9:9:ILE:O	75:O9:13:MET:HG3	2.08	0.54
7:S5:163:SER:HB2	30:D8:48:VAL:HG22	1.89	0.54
7:S5:33:VAL:O	7:S5:37:GLN:HB2	2.40	0.54
36:1:239:G:HO2'	36:1:240:U:P	2.30	0.54
87:1:3971:OHX:N5	87:1:4156:OHX:N2	2.56	0.54
36:1:719:U:C6	36:1:719:U:H5''	2.42	0.54
36:1:860:G:O5'	39:L2:181:LYS:NZ	2.37	0.54
1:2:1015:U:OP1	87:2:2044:OHX:N3	2.41	0.54
36:5:182:U:H2'	36:5:183:G:C8	2.42	0.54
87:5:4056:OHX:N5	87:5:4199:OHX:N6	2.55	0.54
1:6:1765:A:OP2	87:6:2127:OHX:N4	2.41	0.54
37:7:95:A:OP2	87:7:226:OHX:N1	2.41	0.54

Continued on next page...

Continued from previous page...

Atom-1	Atom-2	Interatomic distance (Å)	Clash overlap (Å)
24:D2:105:THR:HG23	24:D2:110:ILE:HG13	2.96	0.54
25:D3:127:VAL:O	25:D3:130:VAL:HG22	2.08	0.54
40:L3:305:ILE:HG12	40:L3:321:PHE:CZ	2.43	0.54
44:L7:219:LYS:O	44:L7:228:SER:HB2	2.32	0.54
47:M0:3:ARG:CZ	47:M0:63:GLU:HG3	2.37	0.54
52:M6:127:LEU:HD22	56:N0:156:VAL:HG12	1.90	0.54
53:M7:60:PHE:HB3	53:M7:64:ASN:HB3	1.89	0.54
57:N1:122:GLN:O	57:N1:124:VAL:HG23	6.90	0.54
68:O2:91:THR:HG22	68:O2:92:TYR:HD2	1.71	0.54
78:Q2:3:ASN:O	36:5:2655:U:H2'	239.38	0.54
3:S1:47:LEU:HD12	3:S1:47:LEU:H	2.71	0.54
6:S4:163:ASP:HB3	6:S4:166:SER:O	2.08	0.54
6:S4:4:GLY:HA3	1:6:93:A:O2'	330.22	0.54
7:S5:73:THR:HG23	18:C6:114:ARG:HB3	3.96	0.54
10:S8:21:PHE:CZ	10:S8:22:ARG:HD3	2.43	0.54
36:1:1240:A:H61	36:1:1244:A:H5''	1.73	0.53
36:1:1320:C:O2	56:N0:115:ARG:NH2	2.41	0.53
36:1:1763:U:H5'	36:1:1764:U:OP2	2.08	0.53
36:1:2094:C:H2'	36:1:2095:G:C8	2.43	0.53
36:1:383:G:O6	87:1:4061:OHX:N2	2.41	0.53
36:1:838:G:O6	79:Q3:4:ARG:NH2	2.41	0.53
1:2:1678:A:OP1	10:S8:59:ARG:NH1	2.39	0.53
36:5:181:U:H1'	36:5:236:G:N2	2.22	0.53
36:5:566:G:N7	87:5:4131:OHX:N5	2.56	0.53
1:6:1039:A:O2'	1:6:1040:G:OP2	2.21	0.53
1:6:199:G:HO2'	1:6:200:A:H8	1.56	0.53
12:C0:58:GLN:HB3	12:C0:65:TYR:HB2	2.64	0.53
1:2:307:G:OP1	13:C1:90:TYR:OH	2.24	0.53
15:C3:72:MET:HE3	15:C3:81:ALA:HB1	1.90	0.53
19:C7:104:ASN:O	19:C7:106:THR:N	3.71	0.53
19:C7:77:GLU:HG2	19:C7:80:ARG:NH2	6.65	0.53
24:D2:83:ILE:HG12	24:D2:117:ARG:HH12	1.73	0.53
41:L4:283:THR:HG21	41:L4:288:ARG:HH22	7.39	0.53
41:L4:64:SER:HA	41:L4:75:PRO:HA	1.90	0.53
45:L8:213:LYS:O	45:L8:217:THR:HG22	5.88	0.53
46:L9:38:LEU:HD13	46:L9:71:VAL:HG13	1.90	0.53
46:L9:94:TYR:CD2	46:L9:98:PRO:HA	2.95	0.53
49:M3:16:LYS:O	49:M3:17:HIS:HB2	4.64	0.53
49:M3:42:ARG:O	49:M3:46:ILE:HB	2.08	0.53
51:M5:28:TRP:O	51:M5:32:GLN:HG2	2.08	0.53
53:M7:31:GLU:CG	53:M7:60:PHE:HA	3.50	0.53

Continued on next page...

Continued from previous page...

Atom-1	Atom-2	Interatomic distance (Å)	Clash overlap (Å)
66:O0:40:LYS:HD3	66:O0:93:LEU:O	2.39	0.53
74:O8:58:ASP:OD2	74:O8:61:LYS:N	2.26	0.53
4:S2:140:ARG:HH22	4:S2:228:ASN:HD21	1.55	0.53
9:S7:15:GLU:O	9:S7:19:GLN:HG2	2.08	0.53
36:1:191:U:H2'	36:1:192:C:C6	2.43	0.53
87:1:3971:OHX:N5	87:1:4156:OHX:N1	2.57	0.53
1:2:1366:U:O2'	21:C9:7:ARG:HD2	2.07	0.53
1:2:1207:C:N4	1:2:1456:C:H5	2.06	0.53
1:2:248:U:H4'	13:C1:36:LYS:HD3	1.89	0.53
36:5:2234:G:N7	87:5:3963:OHX:N1	2.56	0.53
36:5:2897:A:H2'	36:5:2899:C:C5'	2.38	0.53
87:5:3974:OHX:N1	87:5:4242:OHX:N2	2.56	0.53
36:5:420:G:O5'	36:5:420:G:OP2	2.25	0.53
1:6:1649:G:N7	87:6:2111:OHX:N2	2.55	0.53
38:8:142:C:H2'	38:8:143:U:C6	2.43	0.53
38:8:6:U:H2'	38:8:7:U:C6	2.43	0.53
21:C9:32:GLY:H	21:C9:34:VAL:HG12	1.73	0.53
26:D4:57:VAL:HB	26:D4:60:PHE:CE2	4.95	0.53
40:L3:347:SER:HB2	40:L3:350:ALA:H	2.85	0.53
36:1:3115:C:OP1	46:L9:62:ARG:NH2	2.41	0.53
48:M1:166:LYS:C	48:M1:168:ASP:H	2.73	0.53
51:M5:172:ARG:NH2	36:5:63:A:OP1	104.01	0.53
51:M5:80:THR:HG21	51:M5:87:GLN:HA	1.90	0.53
60:N4:52:THR:O	60:N4:56:ARG:HG3	2.07	0.53
63:N7:29:HIS:HB2	63:N7:40:HIS:O	2.84	0.53
68:O2:16:LYS:O	68:O2:17:PHE:HB2	4.68	0.53
69:O3:48:ARG:HH11	69:O3:48:ARG:CG	2.20	0.53
3:S1:41:ARG:HH22	3:S1:232:HIS:HA	3.42	0.53
9:S7:15:GLU:O	9:S7:19:GLN:HG3	3.54	0.53
11:S9:171:ARG:NH1	11:S9:174:ARG:HD3	3.77	0.53
1:2:702:G:O6	1:2:737:A:N6	2.41	0.53
38:4:106:C:O2'	87:4:233:OHX:N4	2.41	0.53
36:5:2697:A:H2'	36:5:2698:G:C8	2.43	0.53
36:5:438:A:H2'	36:5:494:G:N2	2.23	0.53
1:6:1091:A:H4'	1:6:1092:A:O5'	2.08	0.53
1:6:558:U:H4'	1:6:558:U:OP1	2.08	0.53
1:6:694:U:H3'	1:6:695:U:O2	2.08	0.53
15:C3:114:ARG:NH1	15:C3:114:ARG:HG2	2.16	0.53
20:C8:91:ASP:OD1	20:C8:92:ILE:N	2.74	0.53
40:L3:152:LYS:HD3	40:L3:189:SER:HA	2.03	0.53
36:1:674:G:O4'	41:L4:117:GLU:HG3	2.09	0.53

Continued on next page...

Continued from previous page...

Atom-1	Atom-2	Interatomic distance (Å)	Clash overlap (Å)
53:M7:178:ALA:O	53:M7:181:ARG:N	2.42	0.53
63:N7:54:THR:HG22	63:N7:57:HIS:CE1	3.28	0.53
64:N8:21:ARG:NH1	36:5:1369:A:OP1	184.04	0.53
71:O5:21:LEU:HD22	71:O5:25:LYS:HD2	2.25	0.53
2:S0:175:TYR:HE1	2:S0:197:ILE:HG22	1.89	0.53
34:SR:144:LEU:HD21	34:SR:186:PHE:HB3	4.77	0.53
36:1:1110:U:H2'	36:1:1111:U:C6	2.43	0.53
36:1:1245:A:H3'	36:1:1246:G:H5''	1.89	0.53
36:1:1564:U:H2'	36:1:1565:G:C8	2.44	0.53
36:1:3344:A:H2	36:1:3361:G:N2	2.00	0.53
1:2:1367:G:N7	87:2:2108:OHX:N6	2.56	0.53
1:2:1518:C:OP2	87:2:2120:OHX:N2	2.42	0.53
55:M9:3:ASN:OD1	36:5:1471:U:H4'	114.17	0.53
1:6:1451:C:H2'	1:6:1452:U:C6	2.44	0.53
1:6:85:A:OP1	87:6:2189:OHX:N4	2.42	0.53
48:M1:72:ARG:NH2	37:7:40:C:O2	307.61	0.53
87:8:216:OHX:N5	87:8:223:OHX:N3	2.56	0.53
12:C0:76:LEU:HD22	12:C0:79:TYR:HB3	5.60	0.53
18:C6:50:GLU:OE1	18:C6:114:ARG:NH1	2.41	0.53
20:C8:47:CYS:HB3	20:C8:54:LEU:HD11	1.90	0.53
22:D0:105:GLN:HG3	22:D0:106:ILE:N	2.24	0.53
31:D9:10:HIS:CG	31:D9:11:PRO:HD2	2.44	0.53
45:L8:50:VAL:HG22	45:L8:52:TRP:CE2	2.43	0.53
47:M0:194:GLY:HA3	36:5:1010:G:H21	336.97	0.53
48:M1:137:ARG:HG2	48:M1:141:ARG:HB3	1.91	0.53
48:M1:166:LYS:O	48:M1:168:ASP:N	3.58	0.53
53:M7:88:VAL:O	53:M7:92:GLN:HG2	2.08	0.53
57:N1:102:ARG:O	57:N1:102:ARG:HG3	2.86	0.53
77:Q1:16:LYS:O	77:Q1:20:VAL:HG23	2.35	0.53
5:S3:117:ARG:HE	35:SM:122:GLU:HB3	1.72	0.53
36:1:1246:G:H8	36:1:1246:G:OP1	1.90	0.53
36:1:155:G:H5''	36:1:156:G:C8	2.44	0.53
87:1:3971:OHX:N3	87:1:4156:OHX:N4	2.57	0.53
1:6:1590:G:OP2	87:6:2158:OHX:N6	2.41	0.53
18:C6:14:LYS:O	18:C6:123:ARG:NH1	2.38	0.53
28:D6:36:ILE:HD11	28:D6:83:ILE:HG22	1.89	0.53
39:L2:68:LYS:HD3	39:L2:70:ARG:NH2	4.46	0.53
36:1:3309:G:O6	40:L3:21:ARG:NH2	2.42	0.53
40:L3:345:ASN:OD1	40:L3:346:THR:N	2.50	0.53
42:L5:153:THR:HG23	42:L5:160:PHE:CZ	2.43	0.53
46:L9:112:ILE:HD11	46:L9:134:ILE:HD13	1.89	0.53

Continued on next page...

Continued from previous page...

Atom-1	Atom-2	Interatomic distance (Å)	Clash overlap (Å)
46:L9:37:ASN:OD1	46:L9:39:LYS:HB2	2.44	0.53
48:M1:49:LYS:HD3	48:M1:62:ASN:HB3	1.90	0.53
54:M8:87:VAL:O	54:M8:107:THR:HG23	2.08	0.53
54:M8:122:ILE:HD11	54:M8:130:ARG:NH1	4.10	0.53
56:N0:74:ASN:OD1	56:N0:95:ARG:NH1	3.07	0.53
37:3:10:C:OP2	57:N1:26:HIS:HD2	1.91	0.53
62:N6:63:LYS:HE3	62:N6:97:ILE:HD13	1.89	0.53
4:S2:140:ARG:NH1	23:D1:10:GLU:OE1	5.48	0.53
4:S2:37:PRO:HA	4:S2:65:GLU:OE1	2.70	0.53
34:SR:52:GLN:OE1	34:SR:52:GLN:N	3.14	0.53
36:1:1103:A:H1'	36:1:1104:G:OP1	2.08	0.53
36:1:118:U:O2	36:1:121:A:H5'	2.09	0.53
36:1:2513:U:O2'	36:1:2592:G:N1	2.28	0.53
36:1:2746:A:C6	42:L5:148:ILE:HD12	2.43	0.53
36:1:3308:C:N3	53:M7:69:ARG:NH1	2.56	0.53
36:1:391:A:OP2	87:1:4146:OHX:N2	2.41	0.53
36:1:1615:C:OP1	87:1:4179:OHX:N3	2.42	0.53
1:2:1217:A:H8	1:2:1217:A:H5'	1.73	0.53
1:2:1214:U:OP1	1:2:1246:C:H1'	2.09	0.53
87:2:2043:OHX:N4	87:2:2098:OHX:N6	2.57	0.53
1:2:740:A:C2'	1:2:741:C:H5''	2.34	0.53
1:2:959:U:C6	15:C3:61:THR:HB	2.43	0.53
36:5:181:U:H1'	36:5:236:G:H22	1.74	0.53
41:L4:67:THR:OG1	36:5:2402:A:H5''	173.95	0.53
36:5:2440:G:H2'	36:5:2441:A:C8	2.44	0.53
46:L9:168:ARG:HD2	36:5:2894:C:OP1	307.12	0.53
73:O7:45:ARG:NH2	36:5:361:A:O3'	123.64	0.53
42:L5:256:THR:HG23	37:7:119:U:OP1	294.40	0.53
61:N5:56:ARG:NH2	38:8:135:G:OP2	82.76	0.53
39:L2:105:GLY:HA3	39:L2:160:SER:HB3	2.36	0.53
43:L6:40:LEU:HD13	43:L6:84:VAL:HG11	2.01	0.53
36:1:121:A:C2	45:L8:129:PRO:HB3	2.44	0.53
45:L8:61:GLN:HA	45:L8:64:ILE:HD12	1.91	0.53
47:M0:30:LYS:HG3	47:M0:63:GLU:OE1	4.20	0.53
49:M3:46:ILE:HG22	49:M3:49:ARG:HB2	3.64	0.53
50:M4:77:ARG:O	50:M4:81:VAL:HG23	2.09	0.53
51:M5:93:LYS:O	51:M5:94:TYR:HB3	2.08	0.53
64:N8:132:LYS:O	64:N8:136:GLU:HG3	3.33	0.53
5:S3:34:TYR:HE2	5:S3:37:VAL:HG13	3.03	0.53
6:S4:124:GLY:HA2	6:S4:142:HIS:CE1	2.43	0.53
10:S8:49:ARG:O	10:S8:52:ASN:ND2	3.00	0.53

Continued on next page...

Continued from previous page...

Atom-1	Atom-2	Interatomic distance (Å)	Clash overlap (Å)
10:S8:77:ARG:HH11	10:S8:77:ARG:HG3	4.35	0.53
11:S9:118:LEU:HD23	11:S9:158:PHE:CE1	3.38	0.53
36:1:1675:G:H2'	36:1:1676:A:C8	2.44	0.53
36:1:2278:C:OP1	77:Q1:23:ARG:NH1	2.36	0.53
36:1:268:A:C2	51:M5:12:ARG:HB3	2.44	0.53
36:1:2883:U:H2'	36:1:2884:C:C6	2.43	0.53
36:1:3215:A:C8	50:M4:121:MET:HE1	2.40	0.53
1:2:199:G:HO2'	1:2:200:A:H8	1.55	0.53
38:4:107:G:OP2	87:4:233:OHX:N2	2.42	0.53
36:5:2180:G:H2'	36:5:2181:C:C6	2.44	0.53
36:5:3279:A:C2'	36:5:3280:U:H5'	2.39	0.53
36:5:599:C:H2'	36:5:600:G:O4'	2.08	0.53
87:6:2061:OHX:N2	87:6:2148:OHX:N4	2.57	0.53
10:S8:10:LYS:HG2	13:C1:133:LYS:CE	2.78	0.53
26:D4:27:VAL:HG21	26:D4:40:LEU:HD11	1.90	0.53
39:L2:120:PRO:HD3	39:L2:159:SER:HB3	1.91	0.53
40:L3:166:ILE:O	40:L3:169:THR:HB	2.08	0.53
42:L5:58:LYS:HD2	42:L5:93:THR:HG21	1.91	0.53
11:S9:129:ILE:HA	11:S9:134:ILE:HG12	4.87	0.53
36:1:1878:G:OP1	87:1:3925:OHX:N4	2.42	0.53
36:1:2686:A:OP2	87:1:3897:OHX:N2	2.41	0.53
1:2:415:C:O2'	1:2:418:G:O6	2.20	0.53
1:2:514:G:N1	1:2:543:C:H5	2.05	0.53
36:5:300:G:O6	87:5:4191:OHX:N2	2.41	0.53
36:5:894:G:N2	36:5:1660:C:OP1	2.41	0.53
12:C0:24:LYS:HD3	12:C0:63:TYR:CZ	2.95	0.53
15:C3:73:ARG:HD3	1:6:859:A:C6	330.07	0.53
18:C6:40:GLU:HA	18:C6:42:GLU:H	1.73	0.53
19:C7:26:LEU:HD21	19:C7:62:GLN:HG3	4.47	0.53
49:M3:59:ARG:O	49:M3:60:ALA:HB3	4.64	0.53
52:M6:84:LEU:HD13	52:M6:102:LEU:HD21	1.91	0.53
56:N0:46:GLN:HG2	56:N0:51:VAL:O	2.09	0.53
58:N2:89:LEU:HD13	58:N2:93:ILE:HD11	2.43	0.53
64:N8:6:THR:HG22	64:N8:9:ARG:HG2	1.89	0.53
78:Q2:73:GLU:OE1	78:Q2:80:ARG:NH1	3.28	0.53
4:S2:82:ASN:HB2	4:S2:207:LEU:HD13	1.91	0.53
9:S7:152:VAL:HG23	9:S7:181:ILE:HD11	1.91	0.53
36:1:1478:C:H2'	36:1:1479:U:H6	1.73	0.53
36:1:1688:U:H2'	36:1:1689:U:H6	1.73	0.53
36:1:679:U:O4	87:1:3972:OHX:N1	2.42	0.53
1:2:1597:A:OP2	31:D9:32:ARG:NH2	2.42	0.53

Continued on next page...

Continued from previous page...

Atom-1	Atom-2	Interatomic distance (Å)	Clash overlap (Å)
36:5:3074:G:OP1	87:5:4119:OHX:N4	2.41	0.53
87:5:4067:OHX:N1	87:5:4143:OHX:N2	2.57	0.53
87:6:2122:OHX:N4	87:6:2172:OHX:N1	2.57	0.53
1:6:485:A:N6	1:6:486:G:N3	2.56	0.53
87:8:216:OHX:N6	87:8:223:OHX:N3	2.56	0.53
12:C0:14:TYR:CE2	12:C0:21:VAL:HG22	2.44	0.53
40:L3:66:LYS:HE3	59:N3:124:ASP:OD2	2.09	0.53
57:N1:87:LYS:NZ	36:5:2728:G:N7	213.13	0.53
67:O1:13:THR:CG2	67:O1:72:ARG:HH21	5.68	0.53
34:SR:132:LYS:HD3	34:SR:140:CYS:SG	2.49	0.53
34:SR:22:SER:OG	34:SR:70:ASP:OD1	2.20	0.53
36:1:1507:G:N3	36:1:1507:G:H5'	2.24	0.53
36:1:1555:U:H5''	36:1:1556:C:OP2	2.09	0.53
36:1:2403:G:H21	36:1:2404:A:N6	2.07	0.53
36:1:408:A:OP1	87:1:4056:OHX:N3	2.42	0.53
1:2:1474:G:H2'	1:2:1475:A:C8	2.44	0.53
87:2:2043:OHX:N1	87:2:2098:OHX:N3	2.57	0.53
36:5:2249:G:OP1	87:5:4198:OHX:N6	2.42	0.53
36:5:3180:A:O2'	36:5:3181:C:H5'	2.09	0.53
87:5:4056:OHX:N5	87:5:4199:OHX:N2	2.57	0.53
36:5:437:G:N2	36:5:622:A:H61	2.02	0.53
1:6:219:A:C6	1:6:843:U:H1'	2.43	0.53
1:6:828:U:H2'	1:6:829:A:H5''	1.91	0.53
7:S5:34:GLN:HG2	18:C6:57:LEU:HD13	1.91	0.53
21:C9:16:ASN:HA	21:C9:56:LYS:NZ	3.09	0.53
39:L2:45:VAL:HG22	39:L2:84:THR:HA	1.91	0.53
40:L3:77:THR:CG2	40:L3:327:CYS:HA	2.52	0.53
45:L8:89:GLU:HB3	45:L8:214:LEU:HD11	2.44	0.53
45:L8:27:THR:HB	36:5:2563:G:H5''	208.97	0.53
56:N0:139:TYR:CD2	56:N0:140:VAL:HG23	2.57	0.53
63:N7:16:GLY:O	63:N7:18:TYR:N	3.21	0.53
3:S1:24:PHE:HA	3:S1:27:LYS:HG3	3.55	0.53
5:S3:34:TYR:OH	5:S3:37:VAL:HG22	2.09	0.53
7:S5:163:SER:HB2	30:D8:48:VAL:HG13	3.62	0.53
9:S7:78:THR:HG22	9:S7:92:PHE:HE1	3.22	0.53
11:S9:41:GLU:OE1	11:S9:126:ARG:NH2	2.41	0.53
34:SR:93:ASP:HB2	34:SR:100:TYR:CE1	2.44	0.53
36:1:3:U:C2	38:4:157:U:C2	2.97	0.52
1:2:542:A:HO2'	1:2:542:A:H8	1.56	0.52
1:2:72:A:C2	1:2:73:U:N3	2.77	0.52
36:5:2533:G:N2	36:5:2546:C:O2	2.37	0.52

Continued on next page...

Continued from previous page...

Atom-1	Atom-2	Interatomic distance (Å)	Clash overlap (Å)
36:5:2770:G:H2'	36:5:2771:U:H5'	1.91	0.52
46:L9:70:THR:HG22	36:5:3113:A:H1'	329.44	0.52
1:6:1058:U:H4'	1:6:1059:U:OP1	2.08	0.52
19:C7:7:LYS:N	1:6:1316:G:OP1	411.19	0.52
1:6:1413:U:H4'	1:6:1414:U:OP2	2.08	0.52
87:8:216:OHX:N2	87:8:223:OHX:N4	2.57	0.52
19:C7:22:PRO:HA	34:SR:216:LYS:HZ3	1.74	0.52
29:D7:41:LEU:H	29:D7:41:LEU:HD23	3.79	0.52
33:E1:102:VAL:O	33:E1:104:SER:N	2.42	0.52
39:L2:204:MET:CE	39:L2:209:HIS:HB2	2.39	0.52
36:1:911:C:H42	39:L2:3:ARG:HD3	1.72	0.52
41:L4:229:ASN:OD1	41:L4:231:ALA:N	2.40	0.52
43:L6:154:LEU:HD23	43:L6:157:GLN:HB2	1.90	0.52
45:L8:121:SER:O	45:L8:123:GLN:N	2.98	0.52
45:L8:230:LYS:HG3	45:L8:230:LYS:O	2.79	0.52
55:M9:101:VAL:HG13	55:M9:104:ARG:NH1	2.24	0.52
61:N5:38:LEU:O	61:N5:39:LYS:HB2	4.31	0.52
64:N8:18:GLY:O	36:5:1370:G:H5''	175.83	0.52
39:L2:80:GLU:OE1	79:Q3:73:THR:HB	2.08	0.52
5:S3:167:PHE:CE1	5:S3:192:PRO:HB3	2.74	0.52
8:S6:27:PHE:O	8:S6:30:LYS:HG2	2.08	0.52
36:1:1541:G:OP2	87:1:4019:OHX:N5	2.42	0.52
36:1:546:C:H5'	36:1:547:G:O4'	2.09	0.52
36:1:612:U:H2'	36:1:613:G:C8	2.44	0.52
1:2:1100:G:O2'	24:D2:76:SER:N	2.42	0.52
1:2:1340:U:C2	1:2:1378:U:H4'	2.45	0.52
87:2:2089:OHX:N5	87:2:2130:OHX:N6	2.57	0.52
36:5:173:G:H1'	36:5:174:C:H5'	1.91	0.52
36:5:3041:U:H2'	36:5:3042:U:C6	2.44	0.52
36:5:1470:U:OP1	87:5:3958:OHX:N6	2.42	0.52
51:M5:85:THR:HG23	36:5:44:U:H5''	162.40	0.52
36:5:585:A:H2'	36:5:586:C:C6	2.44	0.52
1:6:1584:G:H22	1:6:1611:A:P	2.32	0.52
1:6:542:A:OP1	1:6:544:A:C5	2.62	0.52
19:C7:106:THR:O	19:C7:109:LEU:HB3	2.09	0.52
25:D3:124:VAL:HG12	25:D3:125:VAL:N	2.24	0.52
40:L3:106:TRP:HB2	40:L3:133:TYR:CE2	2.44	0.52
40:L3:55:THR:O	40:L3:56:ILE:HD12	2.08	0.52
47:M0:210:ILE:HG12	47:M0:217:PHE:CE2	2.47	0.52
51:M5:104:GLU:OE1	51:M5:161:ALA:HA	2.40	0.52
62:N6:51:ARG:HB3	62:N6:115:ARG:NH2	2.25	0.52

Continued on next page...

Continued from previous page...

Atom-1	Atom-2	Interatomic distance (Å)	Clash overlap (Å)
49:M3:9:ILE:HG12	64:N8:34:MET:HE1	1.90	0.52
66:O0:13:LYS:O	66:O0:17:VAL:HG23	2.09	0.52
67:O1:13:THR:HG23	67:O1:72:ARG:HH21	5.50	0.52
72:O6:62:ARG:O	72:O6:63:ASN:ND2	6.03	0.52
4:S2:170:ILE:HB	4:S2:197:TYR:HB2	1.91	0.52
7:S5:186:ASN:OD1	7:S5:188:LYS:HB2	2.36	0.52
9:S7:50:ASP:N	9:S7:50:ASP:OD1	2.42	0.52
36:1:1808:G:O6	87:1:3981:OHX:N3	2.42	0.52
36:1:20:A:OP2	71:O5:90:ARG:NH1	2.43	0.52
36:1:715:A:H5''	64:N8:114:GLY:O	2.09	0.52
1:2:1471:A:OP1	7:S5:185:ARG:NH1	2.42	0.52
1:2:1762:A:H1'	1:2:1783:C:H5'	1.90	0.52
87:2:2089:OHX:N1	87:2:2130:OHX:N2	2.56	0.52
29:D7:70:LYS:NZ	1:6:1050:G:OP1	355.68	0.52
1:6:1600:A:H4'	1:6:1601:G:OP1	2.09	0.52
16:C4:25:ASP:OD1	16:C4:26:THR:N	2.48	0.52
18:C6:23:LYS:H	18:C6:23:LYS:HE2	5.45	0.52
25:D3:141:GLU:OE2	25:D3:144:ARG:NH2	14.90	0.52
30:D8:42:ARG:NH2	30:D8:58:GLU:O	4.70	0.52
41:L4:49:ALA:HA	41:L4:109:TRP:CZ2	2.61	0.52
46:L9:12:VAL:HG13	46:L9:16:VAL:HG22	2.73	0.52
46:L9:84:LYS:HA	46:L9:188:THR:HG23	1.92	0.52
49:M3:151:ALA:O	49:M3:153:ASP:N	3.85	0.52
57:N1:100:LYS:C	57:N1:102:ARG:H	2.12	0.52
57:N1:30:TYR:OH	57:N1:94:GLU:OE2	2.34	0.52
73:O7:31:LYS:O	73:O7:33:THR:HG22	2.09	0.52
6:S4:252:ARG:HD3	6:S4:256:ARG:HH11	5.86	0.52
11:S9:176:ASN:HA	11:S9:179:ARG:HG2	5.25	0.52
87:1:3875:OHX:N5	51:M5:91:GLU:OE2	2.42	0.52
1:2:1067:C:H2'	1:2:1068:C:C6	2.41	0.52
1:2:1073:G:H2'	1:2:1074:G:H5''	1.91	0.52
1:2:639:U:OP1	9:S7:117:THR:OG1	2.25	0.52
38:4:137:C:OP2	87:4:233:OHX:N5	2.43	0.52
36:5:1070:U:O4	87:5:4111:OHX:N6	2.42	0.52
36:5:1586:G:OP1	87:5:3992:OHX:N3	2.43	0.52
36:5:2407:C:H2'	36:5:2408:U:H6	1.73	0.52
36:5:2534:G:H1	36:5:2545:C:H42	1.57	0.52
40:L3:150:ARG:HD2	36:5:3242:G:N7	253.74	0.52
27:D5:77:ARG:NH1	1:6:1533:C:OP2	353.48	0.52
13:C1:5:LEU:HD23	13:C1:7:VAL:HA	8.13	0.52
14:C2:61:VAL:HA	14:C2:89:ILE:HG22	1.91	0.52

Continued on next page...

Continued from previous page...

Atom-1	Atom-2	Interatomic distance (Å)	Clash overlap (Å)
33:E1:103:LEU:HD11	1:6:1252:C:H5'	455.81	0.52
39:L2:109:GLU:HA	39:L2:136:ILE:HG22	2.02	0.52
40:L3:332:ARG:O	40:L3:333:LYS:HB2	2.24	0.52
44:L7:244:ASN:HD22	44:L7:244:ASN:C	2.11	0.52
47:M0:77:THR:HG22	47:M0:85:PHE:CZ	2.44	0.52
51:M5:38:ARG:NH1	38:8:142:C:OP1	112.83	0.52
54:M8:153:PHE:O	54:M8:161:LYS:HG2	4.70	0.52
68:O2:77:ALA:HB3	68:O2:81:ASP:OD2	2.49	0.52
36:1:817:A:H8	73:O7:15:SER:HG	1.56	0.52
74:O8:32:ASN:ND2	74:O8:32:ASN:O	2.43	0.52
2:S0:177:LEU:O	2:S0:181:VAL:HG13	2.12	0.52
3:S1:135:LEU:HD21	3:S1:217:LEU:HD12	6.12	0.52
6:S4:38:LEU:O	6:S4:41:SER:OG	2.90	0.52
6:S4:92:LEU:HB2	6:S4:95:THR:HG21	4.49	0.52
9:S7:28:GLU:HG2	9:S7:35:LYS:HA	4.43	0.52
11:S9:110:GLN:NE2	11:S9:126:ARG:HG2	3.09	0.52
1:2:1274:C:H5	35:SM:95:SER:HA	1.74	0.52
36:1:900:G:H1'	36:1:1589:A:N6	2.25	0.52
36:1:249:U:O2	36:1:250:U:N3	2.40	0.52
36:1:3133:C:H2'	36:1:3134:A:O4'	2.10	0.52
36:1:715:A:H4'	36:1:716:A:OP1	2.09	0.52
1:2:1034:C:HO2'	24:D2:2:THR:N	2.07	0.52
1:2:1748:G:O6	87:2:2104:OHX:N4	2.43	0.52
1:2:448:C:OP1	6:S4:29:PRO:HD3	2.09	0.52
78:Q2:63:LYS:NZ	36:5:2761:G:N7	212.02	0.52
36:5:2875:U:H2'	36:5:2876:C:O5'	2.09	0.52
87:5:4002:OHX:N3	87:5:4090:OHX:N5	2.57	0.52
1:6:1238:A:OP2	87:6:2098:OHX:N1	2.43	0.52
1:6:1490:C:H4'	1:6:1491:U:OP1	2.09	0.52
1:6:826:U:O4	87:6:2067:OHX:N3	2.42	0.52
1:6:417:A:H5'	1:6:418:G:C5	2.44	0.52
1:6:660:G:H2'	1:6:661:A:H4'	1.91	0.52
36:5:407:A:C2	38:8:17:A:H1'	2.45	0.52
14:C2:59:LEU:HA	14:C2:87:PRO:HB2	1.91	0.52
18:C6:99:GLU:OE2	34:SR:60:SER:HB3	4.39	0.52
4:S2:140:ARG:HA	23:D1:10:GLU:OE1	2.10	0.52
40:L3:147:GLU:OE1	40:L3:150:ARG:NH2	2.96	0.52
36:1:2341:A:OP2	40:L3:247:ARG:NH2	2.42	0.52
41:L4:283:THR:HG22	41:L4:285:ASP:N	2.20	0.52
44:L7:203:TRP:CD1	44:L7:204:PRO:HD2	2.44	0.52
44:L7:26:VAL:HG23	44:L7:27:ALA:H	1.75	0.52

Continued on next page...

Continued from previous page...

Atom-1	Atom-2	Interatomic distance (Å)	Clash overlap (Å)
45:L8:163:VAL:O	45:L8:166:LEU:HB2	2.39	0.52
45:L8:79:GLN:HG2	45:L8:80:TYR:N	2.24	0.52
46:L9:44:THR:HG22	36:5:3186:A:C2	328.03	0.52
51:M5:136:ASP:OD2	51:M5:138:GLN:HG2	2.08	0.52
36:1:2790:A:OP2	54:M8:181:SER:HB3	2.10	0.52
54:M8:64:VAL:HG22	54:M8:96:PHE:CE2	2.44	0.52
61:N5:137:ASN:OD1	61:N5:137:ASN:N	2.39	0.52
67:O1:13:THR:HG22	67:O1:72:ARG:CD	2.40	0.52
2:S0:150:ASP:OD1	2:S0:165:ARG:NH2	2.41	0.52
4:S2:137:ILE:HG12	4:S2:138:PRO:CD	2.39	0.52
4:S2:144:TRP:CE2	4:S2:173:PRO:HG3	2.45	0.52
8:S6:24:ILE:O	8:S6:26:VAL:N	2.86	0.52
36:1:2207:A:C2'	36:1:2208:A:H5'	2.40	0.52
36:1:3050:U:OP2	87:1:4181:OHX:N4	2.42	0.52
1:2:1171:A:H2'	1:2:1172:G:C8	2.45	0.52
1:2:1282:U:OP1	87:2:2114:OHX:N5	2.43	0.52
1:2:280:U:O2'	1:2:281:G:OP2	2.24	0.52
1:2:839:U:C2'	1:2:840:U:H5'	2.39	0.52
38:4:22:U:OP1	62:N6:12:ARG:NH2	2.41	0.52
36:5:173:G:HO2'	36:5:174:C:H6	1.58	0.52
40:L3:20:LYS:HD3	36:5:3139:A:H4'	223.46	0.52
36:5:3163:A:O2'	36:5:3164:C:H5'	2.09	0.52
87:5:4012:OHX:N3	87:5:4200:OHX:N5	2.57	0.52
1:6:138:A:H62	1:6:266:A:H61	1.57	0.52
1:6:73:U:H2'	1:6:74:U:C6	2.44	0.52
38:8:27:U:H6	38:8:27:U:O5'	1.92	0.52
12:C0:15:LEU:HD22	12:C0:46:LEU:HD11	1.91	0.52
22:D0:100:VAL:O	22:D0:104:THR:HG23	2.29	0.52
26:D4:121:THR:HG22	26:D4:123:LYS:HB2	5.02	0.52
45:L8:108:ARG:O	45:L8:112:GLU:HG3	2.10	0.52
50:M4:22:LEU:HD13	50:M4:32:LEU:HD23	1.91	0.52
53:M7:32:THR:HG21	53:M7:87:SER:HB3	1.91	0.52
59:N3:2:SER:O	59:N3:57:MET:N	5.38	0.52
63:N7:45:GLY:HA3	63:N7:71:PHE:CZ	2.44	0.52
7:S5:53:VAL:O	7:S5:55:ASP:N	2.95	0.52
7:S5:59:VAL:C	7:S5:61:TYR:H	2.42	0.52
9:S7:17:GLU:HG2	9:S7:46:ILE:HG13	2.57	0.52
9:S7:59:ALA:HB1	9:S7:61:PHE:CE1	2.45	0.52
11:S9:134:ILE:HA	11:S9:158:PHE:HA	1.92	0.52
11:S9:163:PRO:C	11:S9:165:GLY:H	2.13	0.52
20:C8:145:ARG:HD3	35:SM:68:ARG:NH2	2.25	0.52

Continued on next page...

Continued from previous page...

Atom-1	Atom-2	Interatomic distance (Å)	Clash overlap (Å)
34:SR:224:ASN:HD21	34:SR:226:ALA:HB3	4.73	0.52
34:SR:61:PHE:HD1	34:SR:92:TRP:CE3	2.28	0.52
36:1:1511:U:H5''	36:1:1512:U:H5	1.73	0.52
36:1:1951:C:H42	36:1:2095:G:H1	1.57	0.52
87:1:3975:OHX:N1	87:1:4155:OHX:N4	2.58	0.52
36:1:566:G:N7	87:1:4002:OHX:N4	2.57	0.52
1:2:14:C:O2'	1:2:619:A:N1	2.33	0.52
1:2:851:U:H2'	1:2:852:C:C6	2.45	0.52
1:2:981:U:C2'	1:2:982:U:H5'	2.40	0.52
62:N6:122:LYS:HD2	36:5:186:U:OP1	48.46	0.52
36:5:2261:G:O2'	36:5:2263:C:N4	2.42	0.52
36:5:2418:G:O6	87:5:4248:OHX:N2	2.43	0.52
40:L3:128:LYS:NZ	36:5:3294:A:OP1	198.48	0.52
1:6:217:A:C8	1:6:218:A:C8	2.98	0.52
1:6:452:A:OP2	1:6:453:U:H5	1.93	0.52
36:5:419:G:N7	87:8:214:OHX:N3	2.56	0.52
71:O5:82:ALA:O	38:8:38:U:H5	64.76	0.52
18:C6:127:LYS:HE2	18:C6:132:LYS:O	4.77	0.52
22:D0:63:LEU:HB2	22:D0:84:MET:HB3	2.45	0.52
7:S5:167:ARG:HH21	30:D8:55:VAL:HG21	3.97	0.52
45:L8:134:TYR:CD2	45:L8:190:VAL:HG11	4.55	0.52
45:L8:75:ILE:HD11	51:M5:18:VAL:HG23	2.16	0.52
47:M0:174:THR:HG22	47:M0:176:LEU:H	1.73	0.52
47:M0:86:HIS:HB3	47:M0:139:ARG:CG	2.39	0.52
48:M1:109:HIS:HD2	48:M1:114:ILE:HG21	1.73	0.52
48:M1:15:GLU:HB2	48:M1:132:ASN:ND2	2.25	0.52
59:N3:66:LYS:O	59:N3:70:ARG:HG3	2.27	0.52
74:O8:26:LYS:NZ	74:O8:28:ASN:OD1	2.37	0.52
5:S3:211:PRO:HG3	19:C7:20:TYR:CZ	2.45	0.52
10:S8:8:ARG:NH2	10:S8:19:ALA:O	2.43	0.52
36:1:1334:U:O2'	44:L7:151:ARG:NH2	2.40	0.52
36:1:1387:G:OP1	87:1:4156:OHX:N6	2.43	0.52
36:1:3309:G:H5''	36:1:3309:G:N3	2.25	0.52
87:1:4028:OHX:N2	87:1:4146:OHX:N5	2.57	0.52
36:1:806:A:C4	36:1:936:A:C2	2.98	0.52
1:2:75:U:H2'	1:2:76:A:O4'	2.10	0.52
38:4:78:G:H2'	38:4:79:A:C8	2.44	0.52
42:L5:15:ARG:CZ	36:5:1003:A:H1'	290.90	0.52
36:5:1214:U:H2'	36:5:1215:U:C6	2.44	0.52
36:5:1355:A:H1'	36:5:1356:U:OP2	2.09	0.52
67:O1:64:VAL:HG13	36:5:1456:A:N1	162.20	0.52

Continued on next page...

Continued from previous page...

Atom-1	Atom-2	Interatomic distance (Å)	Clash overlap (Å)
36:5:1657:C:N4	36:5:1798:A:OP2	2.33	0.52
36:5:339:C:OP1	36:5:1380:G:O2'	2.22	0.52
36:5:2278:C:OP1	87:5:4090:OHX:N6	2.43	0.52
1:6:1175:U:H2'	1:6:1176:G:C8	2.45	0.52
16:C4:81:VAL:HG11	16:C4:102:LEU:HD21	1.92	0.52
20:C8:46:VAL:HG11	20:C8:73:MET:HE3	5.42	0.52
20:C8:91:ASP:OD1	20:C8:93:THR:OG1	2.25	0.52
21:C9:52:GLY:HA2	21:C9:55:TYR:CD2	2.45	0.52
40:L3:259:HIS:CE1	36:5:2366:C:H5'	218.89	0.52
36:1:3048:A:H5'	40:L3:53:MET:HE3	1.91	0.52
48:M1:94:ARG:O	48:M1:96:PHE:N	2.41	0.52
51:M5:68:ARG:HA	51:M5:98:LEU:HD21	2.16	0.52
52:M6:42:ASN:OD1	52:M6:125:ARG:HD3	2.10	0.52
56:N0:170:THR:HG1	36:5:3185:U:HO2'	305.63	0.52
60:N4:49:ILE:O	60:N4:52:THR:OG1	2.27	0.52
63:N7:10:VAL:HG23	63:N7:86:THR:HA	1.92	0.52
36:1:938:C:OP2	64:N8:26:ARG:NH1	2.43	0.52
70:O4:102:LYS:HB2	70:O4:103:LYS:HE3	1.90	0.52
78:Q2:52:GLY:O	78:Q2:54:THR:HG23	2.10	0.52
3:S1:131:ASP:N	3:S1:131:ASP:OD1	4.26	0.52
1:2:885:G:OP1	3:S1:136:ARG:NH1	2.43	0.52
7:S5:89:ILE:HD12	7:S5:90:ILE:N	2.36	0.52
8:S6:163:THR:HA	8:S6:168:THR:HG22	2.93	0.52
11:S9:39:LYS:HB3	11:S9:43:TYR:CZ	2.64	0.52
11:S9:53:ARG:NH2	11:S9:97:LEU:O	2.43	0.52
36:1:3159:C:H2'	36:1:3160:U:H6	1.75	0.52
87:1:4084:OHX:N4	55:M9:14:VAL:O	2.43	0.52
36:1:3289:G:N7	87:1:4131:OHX:N4	2.57	0.52
36:1:801:A:OP1	64:N8:27:LYS:NZ	2.34	0.52
36:1:847:A:H2'	36:1:848:A:C8	2.45	0.52
36:5:1256:G:O6	36:5:1261:G:N2	2.42	0.52
36:5:2514:U:OP1	36:5:2514:U:H6	1.92	0.52
36:5:3054:U:OP2	87:5:3906:OHX:N6	2.43	0.52
14:C2:52:LEU:O	14:C2:54:ARG:N	2.34	0.52
21:C9:108:LEU:O	21:C9:111:ILE:HG22	2.10	0.52
24:D2:30:SER:HA	24:D2:34:ILE:HD12	1.92	0.52
33:E1:86:THR:HG23	33:E1:87:THR:H	4.24	0.52
40:L3:335:ILE:HG13	40:L3:336:VAL:N	2.50	0.52
43:L6:54:TYR:HA	43:L6:65:ILE:CD1	5.99	0.52
45:L8:113:ALA:O	45:L8:115:ALA:N	4.07	0.52
47:M0:191:LYS:HB3	47:M0:213:PHE:CE2	2.45	0.52

Continued on next page...

Continued from previous page...

Atom-1	Atom-2	Interatomic distance (Å)	Clash overlap (Å)
47:M0:86:HIS:ND1	47:M0:139:ARG:NH1	2.65	0.52
49:M3:107:GLU:OE1	72:O6:18:THR:HG23	2.74	0.52
55:M9:90:PRO:HG2	55:M9:93:VAL:CG2	3.12	0.52
73:O7:48:ASN:HA	73:O7:54:LYS:NZ	2.96	0.52
9:S7:134:GLU:OE1	15:C3:22:ALA:HB2	2.71	0.52
10:S8:196:LEU:HD22	10:S8:200:LYS:HD3	8.25	0.52
35:SM:84:LYS:HG2	35:SM:86:ASN:N	2.24	0.52
36:1:2618:G:H5'	47:M0:116:ARG:HH21	1.75	0.52
87:1:3950:OHX:N4	87:1:4037:OHX:N5	2.58	0.52
36:1:871:U:H2'	36:1:872:U:H6	1.75	0.52
1:2:12:U:H2'	1:2:13:C:C6	2.45	0.52
1:2:482:U:H2'	1:2:483:A:H8	1.75	0.52
36:5:1912:U:N3	36:5:2122:G:OP2	2.38	0.52
87:6:2061:OHX:N1	87:6:2148:OHX:N3	2.58	0.52
1:6:476:U:OP1	1:6:477:A:O2'	2.21	0.52
13:C1:129:ARG:O	13:C1:131:ILE:HG12	2.10	0.52
18:C6:82:ARG:NH1	18:C6:114:ARG:HB2	3.02	0.52
24:D2:15:ASN:ND2	24:D2:71:LYS:HA	2.23	0.52
25:D3:42:PRO:O	25:D3:79:ASN:ND2	2.43	0.52
1:2:1798:U:C5	28:D6:38:ARG:NH2	2.78	0.52
30:D8:40:ILE:HG23	30:D8:62:GLU:HB3	1.91	0.52
40:L3:159:ARG:HG2	40:L3:182:GLN:HA	1.92	0.52
41:L4:35:VAL:HG21	41:L4:244:LEU:HD21	1.91	0.52
41:L4:295:ILE:HG23	41:L4:299:ILE:HD11	2.45	0.52
41:L4:145:ILE:O	87:L4:402:OHX:N5	2.43	0.52
42:L5:76:ALA:HB3	42:L5:109:THR:HG22	1.96	0.52
45:L8:160:ILE:HD12	45:L8:164:VAL:HG13	5.54	0.52
52:M6:159:LYS:NZ	36:5:3243:A:OP1	268.87	0.52
57:N1:54:HIS:CE1	57:N1:55:LYS:HD3	2.60	0.52
61:N5:105:VAL:HG13	61:N5:130:TYR:CG	2.74	0.52
61:N5:64:GLU:O	61:N5:65:GLN:HB2	2.62	0.52
73:O7:22:CYS:SG	73:O7:24:ARG:HB2	2.50	0.52
73:O7:55:ARG:HD3	36:5:353:G:N7	108.58	0.52
2:S0:167:LYS:HE3	2:S0:168:HIS:CD2	2.77	0.52
2:S0:167:LYS:HE3	2:S0:168:HIS:NE2	2.36	0.52
7:S5:57:SER:OG	7:S5:58:LEU:N	3.01	0.52
7:S5:63:GLN:HB3	7:S5:88:PRO:HA	2.15	0.52
11:S9:31:ALA:HA	11:S9:36:LEU:HD12	1.90	0.52
36:1:2697:A:H2'	36:1:2698:G:C8	2.45	0.51
36:1:3084:C:H2'	36:1:3085:G:O4'	2.09	0.51
36:1:3095:U:H2'	36:1:3096:C:H6	1.74	0.51

Continued on next page...

Continued from previous page...

Atom-1	Atom-2	Interatomic distance (Å)	Clash overlap (Å)
36:1:662:U:H2'	36:1:663:C:C6	2.45	0.51
36:1:715:A:H8	64:N8:115:LYS:HG2	1.75	0.51
36:1:92:G:H5'	36:1:93:C:H5''	1.91	0.51
1:2:1280:C:H2'	1:2:1281:G:H8	1.76	0.51
1:2:1450:U:H2'	1:2:1451:C:C6	2.45	0.51
1:2:591:A:H2'	1:2:592:A:H8	1.73	0.51
1:2:629:U:OP1	15:C3:127:ARG:NH2	2.42	0.51
1:2:700:C:H42	1:2:738:G:H1	1.58	0.51
38:4:85:G:C8	38:4:85:G:H3'	2.45	0.51
47:M0:198:LYS:HE2	36:5:1040:A:O2'	333.26	0.51
49:M3:39:ARG:NH1	36:5:107:A:OP1	74.11	0.51
36:5:1807:G:C6	36:5:1808:G:N1	2.78	0.51
36:5:522:A:OP1	87:5:3940:OHX:N1	2.43	0.51
87:5:3979:OHX:N2	87:5:4198:OHX:N5	2.58	0.51
1:6:736:C:H2'	1:6:737:A:H8	1.75	0.51
12:C0:46:LEU:O	12:C0:50:THR:HG23	2.10	0.51
16:C4:25:ASP:N	16:C4:55:SER:HB3	2.25	0.51
18:C6:113:ASP:HA	18:C6:116:LEU:HD23	1.92	0.51
19:C7:5:ARG:O	19:C7:10:LYS:HE2	2.10	0.51
24:D2:73:GLY:HA3	24:D2:128:PHE:CZ	2.60	0.51
28:D6:10:ARG:HB2	28:D6:34:LYS:HA	3.05	0.51
33:E1:109:ASP:O	33:E1:111:GLU:N	2.41	0.51
57:N1:14:MET:HE2	57:N1:55:LYS:HB2	2.03	0.51
71:O5:95:PHE:CG	36:5:136:G:H5'	61.93	0.51
72:O6:86:LYS:HD2	72:O6:90:MET:HE1	3.93	0.51
6:S4:104:ASP:OD2	6:S4:108:ARG:HB2	2.10	0.51
7:S5:62:VAL:HG13	7:S5:89:ILE:HG12	2.01	0.51
34:SR:63:GLY:HA3	34:SR:90:ARG:NH1	2.61	0.51
36:1:2207:A:H2'	36:1:2208:A:H5'	1.93	0.51
36:1:13:A:OP2	87:1:4204:OHX:N5	2.43	0.51
76:Q0:102:ARG:NE	36:5:2896:A:OP1	321.84	0.51
87:5:3974:OHX:N1	87:5:4242:OHX:N5	2.58	0.51
14:C2:46:ARG:NH2	1:6:1253:U:OP2	453.23	0.51
1:6:224:C:H42	1:6:837:G:H1	1.58	0.51
1:6:595:G:H2'	1:6:596:C:C6	2.45	0.51
12:C0:53:GLY:O	12:C0:55:VAL:N	2.43	0.51
16:C4:16:VAL:HG22	16:C4:33:LEU:HA	1.93	0.51
22:D0:22:ILE:HG22	22:D0:93:LEU:HB2	2.00	0.51
30:D8:32:PHE:HE2	30:D8:38:ARG:HB3	1.74	0.51
40:L3:232:ARG:NH1	40:L3:269:GLN:O	2.63	0.51
42:L5:219:PHE:CE1	42:L5:227:LEU:HD11	2.46	0.51

Continued on next page...

Continued from previous page...

Atom-1	Atom-2	Interatomic distance (Å)	Clash overlap (Å)
46:L9:129:ARG:O	46:L9:132:VAL:HG13	2.13	0.51
47:M0:145:LYS:HD3	47:M0:167:LEU:HD21	1.91	0.51
47:M0:206:LEU:O	47:M0:210:ILE:HG13	2.10	0.51
48:M1:155:THR:O	48:M1:159:THR:HG23	5.34	0.51
63:N7:36:HIS:CD2	63:N7:74:VAL:HG11	2.63	0.51
49:M3:2:ALA:N	64:N8:30:GLY:HA3	2.25	0.51
67:O1:10:ARG:HH12	67:O1:44:MET:HG2	5.09	0.51
67:O1:79:ARG:NE	67:O1:79:ARG:H	2.08	0.51
69:O3:38:PRO:HD2	69:O3:39:GLN:OE1	2.10	0.51
71:O5:115:LYS:HB2	71:O5:115:LYS:NZ	2.25	0.51
72:O6:4:LYS:HD2	72:O6:13:LYS:O	2.09	0.51
74:O8:24:THR:HG23	74:O8:44:LYS:HB2	2.43	0.51
2:S0:74:VAL:HG23	2:S0:118:PRO:HB3	2.18	0.51
2:S0:120:LEU:HD12	2:S0:142:PRO:O	2.11	0.51
8:S6:57:ASP:HA	8:S6:107:ALA:H	1.75	0.51
1:2:386:G:OP2	10:S8:25:ARG:NH2	2.44	0.51
11:S9:34:PHE:HD1	11:S9:111:THR:HG21	1.76	0.51
17:C5:126:VAL:HG13	35:SM:71:ASN:HD21	1.75	0.51
35:SM:84:LYS:HG2	35:SM:86:ASN:H	1.76	0.51
1:2:1776:A:H2'	1:2:1777:G:C8	2.44	0.51
87:2:2043:OHX:N2	87:2:2098:OHX:N5	2.59	0.51
87:2:2089:OHX:N3	87:2:2130:OHX:N4	2.58	0.51
36:5:1614:C:H2'	36:5:1615:C:C6	2.44	0.51
36:5:815:G:C6	36:5:906:A:C4	2.99	0.51
1:6:320:U:H3'	1:6:321:C:H2'	1.92	0.51
1:6:624:G:H2'	1:6:625:C:C6	2.45	0.51
87:8:216:OHX:N5	87:8:223:OHX:N1	2.58	0.51
21:C9:39:THR:OG1	21:C9:43:ASN:ND2	2.44	0.51
28:D6:38:ARG:HH21	28:D6:83:ILE:HG13	1.76	0.51
31:D9:22:ARG:HG2	31:D9:37:ASN:O	2.09	0.51
33:E1:135:HIS:HB2	33:E1:138:ARG:CB	2.41	0.51
41:L4:16:THR:HG22	41:L4:18:ASN:H	1.75	0.51
42:L5:164:LYS:HG2	42:L5:180:PHE:CZ	2.45	0.51
37:3:26:C:H5''	42:L5:56:THR:HB	1.91	0.51
47:M0:48:LEU:HD12	47:M0:142:ASP:HA	1.91	0.51
36:1:709:A:P	54:M8:179:ARG:HH22	2.33	0.51
58:N2:104:ARG:NH2	36:5:1758:G:H5'	119.82	0.51
63:N7:54:THR:OG1	63:N7:55:LYS:N	2.43	0.51
67:O1:10:ARG:HH12	67:O1:44:MET:CG	4.69	0.51
78:Q2:40:LYS:HE3	78:Q2:44:ASP:OD2	2.25	0.51
4:S2:58:LEU:HD11	4:S2:236:PRO:HG2	1.91	0.51

Continued on next page...

Continued from previous page...

Atom-1	Atom-2	Interatomic distance (Å)	Clash overlap (Å)
5:S3:108:LYS:O	5:S3:113:LEU:HB2	2.73	0.51
6:S4:141:THR:OG1	6:S4:143:ASP:OD2	2.26	0.51
6:S4:121:TYR:HA	6:S4:164:LEU:HG	1.92	0.51
6:S4:232:GLY:O	6:S4:234:PRO:HD3	2.09	0.51
36:1:1228:C:H2'	36:1:1229:G:C8	2.45	0.51
36:1:1723:A:OP2	55:M9:103:ARG:NH2	2.43	0.51
36:1:2406:C:H2'	36:1:2407:C:C6	2.45	0.51
36:1:3160:U:H2'	36:1:3161:C:C6	2.45	0.51
36:1:3294:A:H5''	36:1:3294:A:H8	1.75	0.51
1:2:1280:C:H2'	1:2:1281:G:C8	2.45	0.51
1:2:346:G:O6	87:2:2124:OHX:N5	2.43	0.51
36:5:118:U:O2	36:5:121:A:H5'	2.10	0.51
36:5:3094:A:H2'	36:5:3095:U:C6	2.45	0.51
1:6:1227:A:H4'	1:6:1228:G:H5'	1.90	0.51
1:6:351:C:H4'	1:6:352:A:OP2	2.11	0.51
1:6:485:A:C6	1:6:486:G:H1'	2.46	0.51
87:8:216:OHX:N6	87:8:223:OHX:N4	2.59	0.51
1:2:1789:G:N7	16:C4:132:ARG:NH2	2.55	0.51
17:C5:18:ARG:NH1	20:C8:90:ASN:O	2.43	0.51
26:D4:103:ALA:HB1	26:D4:107:GLN:HB2	2.65	0.51
1:2:1594:G:H5''	31:D9:33:LYS:HG3	1.91	0.51
39:L2:94:ALA:HB3	39:L2:102:LEU:HG	1.91	0.51
40:L3:2:SER:O	40:L3:3:HIS:HB3	2.10	0.51
43:L6:175:LYS:O	50:M4:117:ARG:NH2	2.43	0.51
45:L8:130:TYR:HD1	45:L8:202:GLU:HB3	1.75	0.51
70:O4:8:ARG:HH21	70:O4:31:ARG:HD2	4.29	0.51
7:S5:59:VAL:HG12	7:S5:60:ASP:H	2.51	0.51
36:1:1785:U:H2'	36:1:1786:G:C8	2.46	0.51
1:2:214:G:N7	87:2:2115:OHX:N1	2.57	0.51
36:5:2228:A:H2'	36:5:2229:A:C8	2.45	0.51
36:5:2818:U:H6	36:5:2818:U:C5'	2.19	0.51
36:5:231:G:O6	87:5:4133:OHX:N4	2.43	0.51
36:5:945:C:H2'	36:5:946:U:H6	1.73	0.51
16:C4:132:ARG:HB3	1:6:1787:C:OP2	292.79	0.51
15:C3:127:ARG:NH2	1:6:629:U:OP1	308.46	0.51
38:8:83:C:H4'	38:8:85:G:C2	2.45	0.51
20:C8:116:LEU:HD23	20:C8:123:ARG:HG2	1.92	0.51
22:D0:42:VAL:HG21	22:D0:55:PRO:HD3	1.92	0.51
26:D4:15:ASN:HD22	26:D4:22:GLN:NE2	3.79	0.51
26:D4:20:ARG:HH11	26:D4:22:GLN:NE2	3.48	0.51
26:D4:36:SER:O	26:D4:40:LEU:HG	2.10	0.51

Continued on next page...

Continued from previous page...

Atom-1	Atom-2	Interatomic distance (Å)	Clash overlap (Å)
31:D9:5:ASN:HB3	31:D9:7:TRP:CZ2	4.48	0.51
40:L3:361:THR:HG22	40:L3:371:GLN:HB3	2.11	0.51
41:L4:39:PHE:CD2	41:L4:242:ALA:HB2	2.98	0.51
42:L5:226:TYR:HE1	42:L5:236:LEU:HD11	5.74	0.51
45:L8:91:PHE:CE1	45:L8:185:ARG:HD2	2.45	0.51
53:M7:27:LYS:HE2	53:M7:63:PHE:CD1	3.29	0.51
62:N6:112:ASP:H	62:N6:115:ARG:HB2	1.76	0.51
66:O0:30:THR:HA	66:O0:33:SER:HB3	2.66	0.51
4:S2:137:ILE:HD12	4:S2:215:PHE:CE2	5.13	0.51
6:S4:13:ALA:O	6:S4:39:ARG:NH2	2.44	0.51
6:S4:37:LYS:HB2	6:S4:40:GLU:HG2	1.93	0.51
7:S5:146:THR:HG23	7:S5:157:ARG:HB3	3.56	0.51
9:S7:133:THR:HG22	9:S7:157:LYS:O	4.63	0.51
11:S9:109:LEU:HD22	11:S9:113:VAL:HG23	1.91	0.51
36:1:1228:C:H2'	36:1:1229:G:H8	1.74	0.51
36:1:263:C:H2'	36:1:264:G:O4'	2.11	0.51
36:1:2777:G:H5''	36:1:2778:G:OP1	2.10	0.51
1:2:1460:A:OP2	35:SM:68:ARG:HD3	2.11	0.51
1:2:1498:G:H2'	1:2:1499:G:H5'	1.91	0.51
1:2:393:C:H2'	1:2:394:C:C6	2.45	0.51
36:5:112:U:O2'	36:5:113:C:OP2	2.28	0.51
36:5:150:A:H2'	36:5:151:A:H5'	1.92	0.51
36:5:1561:G:H1	36:5:1578:C:N4	2.08	0.51
36:5:2407:C:H2'	36:5:2408:U:C6	2.45	0.51
36:5:2752:U:O2	87:5:4231:OHX:N3	2.44	0.51
36:5:944:C:O2'	36:5:945:C:H5'	2.09	0.51
21:C9:119:LYS:NZ	1:6:1369:U:OP1	441.82	0.51
7:S5:185:ARG:NH1	1:6:1471:A:OP1	333.87	0.51
1:6:1157:A:OP2	87:6:2143:OHX:N1	2.43	0.51
1:6:66:U:H4'	1:6:67:A:OP1	2.10	0.51
14:C2:42:ALA:HB2	14:C2:124:LYS:HD2	2.59	0.51
16:C4:92:LYS:HD2	16:C4:121:VAL:HG22	6.17	0.51
1:2:157:A:OP1	26:D4:132:ARG:NH2	2.44	0.51
24:D2:24:GLN:OE1	29:D7:4:VAL:HA	2.11	0.51
40:L3:226:PHE:HE2	40:L3:267:ALA:HB1	2.00	0.51
46:L9:114:VAL:HB	46:L9:124:ARG:HB2	1.92	0.51
48:M1:100:GLY:O	48:M1:159:THR:HG21	2.43	0.51
48:M1:47:GLN:HG2	48:M1:67:VAL:HG12	1.92	0.51
48:M1:85:LYS:HG3	48:M1:89:TYR:HE2	1.75	0.51
49:M3:76:THR:HG23	49:M3:101:ARG:CZ	2.41	0.51
51:M5:73:ARG:O	51:M5:75:VAL:N	4.04	0.51

Continued on next page...

Continued from previous page...

Atom-1	Atom-2	Interatomic distance (Å)	Clash overlap (Å)
53:M7:141:SER:O	53:M7:143:PRO:HD3	2.35	0.51
55:M9:103:ARG:HD2	55:M9:124:TYR:CE1	2.46	0.51
4:S2:42:GLY:HA2	4:S2:68:ILE:HD11	1.92	0.51
6:S4:125:LYS:HB2	6:S4:226:PHE:CE2	3.23	0.51
1:2:144:U:H5	8:S6:137:ARG:NH1	2.08	0.51
10:S8:137:LYS:O	10:S8:140:GLU:N	3.07	0.51
10:S8:5:ARG:HG3	10:S8:28:GLU:O	2.10	0.51
35:SM:41:SER:C	35:SM:43:ASP:H	2.14	0.51
36:1:2228:A:H2'	36:1:2229:A:C8	2.46	0.51
36:1:256:G:N7	87:1:4159:OHX:N4	2.59	0.51
36:1:3368:U:H4'	36:1:3369:G:H5'	1.92	0.51
36:1:129:U:O4	87:1:3888:OHX:N5	2.44	0.51
87:1:4019:OHX:N4	87:1:4057:OHX:N2	2.59	0.51
1:2:5:U:H2'	1:2:6:G:C8	2.44	0.51
1:2:939:A:H2'	1:2:940:A:C8	2.45	0.51
36:5:1310:G:N7	87:5:4027:OHX:N4	2.59	0.51
87:5:4067:OHX:N3	87:5:4143:OHX:N4	2.59	0.51
12:C0:51:SER:OG	1:6:1219:A:N3	432.31	0.51
1:6:587:C:H2'	1:6:588:U:O4'	2.10	0.51
39:L2:112:ILE:HD13	39:L2:135:ILE:HG12	1.92	0.51
40:L3:256:HIS:HA	40:L3:257:PRO:C	2.30	0.51
42:L5:219:PHE:HE1	42:L5:227:LEU:HD11	1.76	0.51
42:L5:21:ARG:O	42:L5:25:GLU:HG3	2.37	0.51
43:L6:68:PRO:HB2	43:L6:71:VAL:HG23	2.37	0.51
45:L8:108:ARG:HA	45:L8:111:LYS:HD2	4.65	0.51
48:M1:107:ASP:N	48:M1:107:ASP:OD1	2.43	0.51
48:M1:137:ARG:HD3	37:7:28:C:OP1	304.21	0.51
54:M8:96:PHE:CG	54:M8:97:PRO:HD2	2.68	0.51
64:N8:96:LYS:O	64:N8:98:THR:N	2.41	0.51
66:O0:63:SER:OG	66:O0:65:THR:OG1	2.09	0.51
75:O9:9:ILE:HG22	75:O9:13:MET:CE	2.39	0.51
1:2:579:A:C8	5:S3:178:ARG:HD2	2.44	0.51
7:S5:166:ARG:O	7:S5:170:GLN:HB2	2.11	0.51
7:S5:143:ARG:NH1	7:S5:218:GLU:OE2	3.45	0.51
8:S6:13:GLN:CD	1:6:151:G:H21	311.95	0.51
8:S6:64:LYS:O	8:S6:67:VAL:HG22	2.10	0.51
11:S9:171:ARG:NH1	11:S9:174:ARG:HG3	2.25	0.51
34:SR:114:ASP:OD1	34:SR:115:ILE:N	2.95	0.51
34:SR:136:ILE:H	34:SR:136:ILE:HD13	1.74	0.51
36:1:3230:G:H4'	50:M4:132:LYS:HD3	1.92	0.51
1:2:1006:C:O2	87:2:2144:OHX:N2	2.44	0.51

Continued on next page...

Continued from previous page...

Atom-1	Atom-2	Interatomic distance (Å)	Clash overlap (Å)
36:5:1232:C:C5	36:5:1261:G:H2'	2.46	0.51
36:5:1471:U:H2'	36:5:1472:U:C6	2.46	0.51
58:N2:103:TYR:OH	36:5:1677:G:OP2	147.36	0.51
36:5:1819:U:H2'	36:5:1820:U:H5'	1.92	0.51
36:5:437:G:OP2	36:5:437:G:H8	1.94	0.51
1:6:845:G:H2'	1:6:846:G:C8	2.45	0.51
1:6:914:G:H5'	1:6:914:G:C8	2.46	0.51
13:C1:46:LYS:O	13:C1:50:GLU:HG2	4.04	0.51
19:C7:28:PHE:HA	19:C7:55:THR:HG21	3.09	0.51
20:C8:145:ARG:HD3	35:SM:68:ARG:CZ	2.41	0.51
21:C9:65:ILE:HG12	21:C9:71:VAL:HG13	4.91	0.51
22:D0:106:ILE:HG13	22:D0:107:THR:H	1.76	0.51
1:2:1102:G:N7	25:D3:2:GLY:N	2.59	0.51
28:D6:10:ARG:HB3	28:D6:34:LYS:HA	1.92	0.51
39:L2:202:VAL:HG13	39:L2:217:GLN:HB3	2.13	0.51
39:L2:222:ALA:HB1	39:L2:224:THR:HG22	5.54	0.51
40:L3:92:TYR:HB2	40:L3:157:VAL:HG22	2.51	0.51
40:L3:296:THR:HG21	40:L3:357:LYS:O	2.37	0.51
41:L4:264:SER:OG	41:L4:267:VAL:HG13	2.22	0.51
45:L8:82:LEU:HD13	45:L8:178:ALA:HB1	2.08	0.51
49:M3:166:ALA:HB1	64:N8:147:LEU:HD21	2.02	0.51
56:N0:73:LYS:NZ	56:N0:97:VAL:O	3.35	0.51
59:N3:87:ARG:HH22	59:N3:137:VAL:CG2	2.56	0.51
63:N7:17:ARG:HG2	70:O4:73:SER:O	2.11	0.51
7:S5:59:VAL:O	7:S5:60:ASP:HB2	2.10	0.51
10:S8:12:SER:HG	10:S8:14:THR:HG1	1.72	0.51
34:SR:270:LEU:HG	34:SR:271:VAL:H	1.76	0.51
1:2:1646:C:H2'	1:2:1647:U:C6	2.46	0.51
1:2:992:A:C2	1:2:1012:U:N3	2.71	0.51
36:5:839:C:O2'	36:5:1724:U:OP1	2.20	0.51
36:5:701:G:H2'	36:5:702:C:C6	2.45	0.51
38:8:81:U:H4'	38:8:81:U:OP1	2.10	0.51
7:S5:189:THR:OG1	27:D5:98:GLN:OE1	2.22	0.51
28:D6:10:ARG:HD3	28:D6:34:LYS:HA	2.13	0.51
40:L3:227:GLU:HG3	40:L3:270:ARG:HE	3.97	0.51
44:L7:196:LYS:HE2	36:5:1100:U:OP2	246.93	0.51
57:N1:142:SER:OG	57:N1:143:THR:N	2.72	0.51
62:N6:120:GLN:NE2	62:N6:126:LEU:HA	7.93	0.51
66:O0:14:LEU:HD21	66:O0:43:ILE:HD13	2.83	0.51
2:S0:102:PHE:O	2:S0:103:THR:HB	2.11	0.51
4:S2:176:SER:HB2	4:S2:195:ASP:HB3	2.36	0.51

Continued on next page...

Continued from previous page...

Atom-1	Atom-2	Interatomic distance (Å)	Clash overlap (Å)
4:S2:56:ILE:HA	4:S2:61:LEU:HD12	2.48	0.51
7:S5:43:PHE:CZ	7:S5:90:ILE:HG21	2.46	0.51
9:S7:35:LYS:NZ	9:S7:39:ARG:HD2	2.26	0.51
1:2:856:A:N7	9:S7:97:ARG:HB2	2.26	0.51
10:S8:10:LYS:HG3	1:6:323:A:OP2	287.80	0.51
34:SR:161:LYS:HD3	34:SR:164:ASP:HB3	1.93	0.51
36:1:1240:A:H3'	36:1:1241:U:H5'	1.93	0.51
36:1:2373:A:OP2	36:1:2373:A:H3'	2.11	0.51
1:2:1604:U:C4	1:2:1605:G:N7	2.79	0.51
1:2:753:A:OP1	6:S4:220:THR:HG22	2.10	0.51
36:5:1242:G:H2'	36:5:1243:G:O4'	2.11	0.51
36:5:1573:G:C5	36:5:1574:C:H1'	2.46	0.51
36:5:1595:U:C2	36:5:1596:C:C5	2.99	0.51
87:5:4012:OHX:N6	87:5:4200:OHX:N5	2.58	0.51
36:5:978:G:HO2'	36:5:979:U:P	2.34	0.51
1:6:527:A:OP2	87:6:2084:OHX:N5	2.44	0.51
1:6:377:G:O6	87:6:2113:OHX:N4	2.43	0.51
1:6:919:A:H2'	1:6:920:U:C6	2.46	0.51
22:D0:109:GLU:HB3	22:D0:112:VAL:HB	2.59	0.51
26:D4:55:VAL:HG12	26:D4:75:VAL:HG22	6.93	0.51
40:L3:25:ILE:H	40:L3:25:ILE:CD1	2.21	0.51
46:L9:124:ARG:HG2	46:L9:164:ILE:HG12	4.52	0.51
48:M1:106:ILE:CD1	48:M1:125:MET:HG2	4.91	0.51
51:M5:14:LYS:HD2	36:5:269:G:C5	140.05	0.51
53:M7:31:GLU:HG3	53:M7:60:PHE:HA	3.32	0.51
77:Q1:13:LEU:HD11	77:Q1:17:ARG:CZ	2.41	0.51
2:S0:105:GLY:N	2:S0:135:GLU:OE2	2.40	0.51
4:S2:159:THR:HG21	1:6:1097:U:O3'	383.77	0.51
7:S5:128:ASN:OD1	7:S5:130:ILE:HG23	5.39	0.51
36:1:371:G:O6	87:1:4180:OHX:N4	2.44	0.50
1:2:1163:A:N6	1:2:1164:G:C6	2.79	0.50
1:2:703:G:H2'	1:2:704:C:H5'	1.93	0.50
36:5:2787:G:OP2	87:5:4035:OHX:N6	2.44	0.50
36:5:1192:C:C5	87:5:4091:OHX:N6	2.79	0.50
36:5:662:U:H2'	36:5:663:C:C6	2.46	0.50
1:6:209:U:H2'	1:6:210:A:C8	2.46	0.50
1:6:538:A:H2	1:6:540:G:H22	1.59	0.50
1:6:872:G:H2'	1:6:873:U:O4'	2.10	0.50
37:7:23:A:H2'	37:7:24:A:C8	2.46	0.50
38:8:26:U:H2'	38:8:27:U:C6	2.47	0.50
12:C0:32:HIS:CD2	12:C0:35:ILE:HB	2.46	0.50

Continued on next page...

Continued from previous page...

Atom-1	Atom-2	Interatomic distance (Å)	Clash overlap (Å)
18:C6:49:TYR:HB3	18:C6:53:LEU:HD21	2.00	0.50
32:E0:14:VAL:O	32:E0:18:THR:HG23	2.38	0.50
44:L7:151:ARG:HD2	44:L7:244:ASN:OD1	3.51	0.50
44:L7:37:ASN:HB3	36:5:597:G:OP1	250.25	0.50
49:M3:119:TYR:HD1	49:M3:145:PHE:CE2	2.80	0.50
49:M3:91:ARG:NH1	49:M3:97:VAL:HB	2.26	0.50
40:L3:67:PHE:CE1	59:N3:88:ARG:HB3	3.40	0.50
62:N6:32:SER:HA	62:N6:49:PRO:HA	2.13	0.50
69:O3:90:PRO:O	69:O3:91:ALA:HB3	2.10	0.50
49:M3:174:ARG:NH1	72:O6:9:ILE:HG21	2.26	0.50
5:S3:142:LEU:O	5:S3:144:ALA:N	2.44	0.50
6:S4:151:ASP:HB3	6:S4:154:ILE:HG13	1.93	0.50
6:S4:79:ASP:O	6:S4:81:THR:N	2.44	0.50
8:S6:164:LYS:HB3	8:S6:167:LYS:HB3	1.93	0.50
9:S7:56:LYS:HB2	9:S7:88:ARG:HH11	2.83	0.50
11:S9:171:ARG:HH11	11:S9:174:ARG:HB3	4.69	0.50
34:SR:214:ALA:HB2	34:SR:220:ILE:HA	1.93	0.50
34:SR:43:ILE:HD13	34:SR:60:SER:HA	1.92	0.50
36:1:3033:A:H2'	36:1:3034:C:C6	2.46	0.50
36:1:1231:A:OP2	87:1:4085:OHX:N6	2.44	0.50
1:2:1097:U:O4	4:S2:201:ASN:ND2	2.45	0.50
1:2:1178:G:H2'	1:2:1179:G:O4'	2.10	0.50
36:5:1249:G:H2'	36:5:1250:G:H8	1.75	0.50
1:6:539:G:OP2	1:6:539:G:H8	1.94	0.50
16:C4:133:ARG:HH22	1:6:1785:U:P	298.72	0.50
16:C4:17:ALA:HB3	16:C4:81:VAL:HA	1.93	0.50
19:C7:8:THR:HG21	1:6:1330:G:N2	419.93	0.50
20:C8:134:ARG:O	20:C8:136:GLN:N	3.53	0.50
21:C9:86:ARG:NH1	21:C9:90:PRO:O	2.44	0.50
40:L3:68:HIS:CD2	40:L3:69:LYS:HG3	2.47	0.50
41:L4:237:GLN:O	41:L4:246:ARG:HG3	2.12	0.50
41:L4:268:ALA:O	41:L4:269:SER:HB2	2.12	0.50
44:L7:229:PHE:C	44:L7:229:PHE:CD1	3.24	0.50
46:L9:31:ARG:HH21	46:L9:188:THR:HG22	1.76	0.50
50:M4:32:LEU:HD11	50:M4:94:TRP:CG	2.47	0.50
45:L8:136:LEU:HD13	51:M5:3:ALA:CB	2.63	0.50
61:N5:92:LYS:HE3	61:N5:110:VAL:O	2.11	0.50
63:N7:77:TYR:HA	63:N7:80:LEU:HD12	3.31	0.50
70:O4:74:ARG:HG2	70:O4:75:ALA:H	2.55	0.50
71:O5:89:ARG:HD2	38:8:38:U:C4	68.44	0.50
74:O8:77:ARG:O	74:O8:78:LEU:HB2	2.11	0.50

Continued on next page...

Continued from previous page...

Atom-1	Atom-2	Interatomic distance (Å)	Clash overlap (Å)
78:Q2:3:ASN:HA	78:Q2:92:GLU:O	2.11	0.50
2:S0:28:ASN:O	2:S0:150:ASP:HB3	6.52	0.50
10:S8:176:SER:HB2	10:S8:178:ARG:H	3.26	0.50
36:1:1752:A:OP2	87:1:4047:OHX:N5	2.44	0.50
36:1:200:C:OP1	62:N6:60:ARG:NH1	2.45	0.50
87:1:3959:OHX:N1	87:1:4140:OHX:N3	2.60	0.50
87:1:3937:OHX:N3	87:1:4198:OHX:N4	2.59	0.50
36:1:768:C:OP1	49:M3:186:ARG:NH2	2.43	0.50
1:2:1766:A:H5''	87:2:2091:OHX:N6	2.27	0.50
36:5:2248:C:H2'	36:5:2273:G:C8	2.46	0.50
40:L3:250:ALA:HB1	36:5:2947:G:C2	220.34	0.50
87:5:4056:OHX:N1	87:5:4199:OHX:N4	2.58	0.50
56:N0:71:LYS:NZ	36:5:562:C:O3'	344.34	0.50
1:6:1258:U:H5	1:6:1259:U:C2	2.30	0.50
1:6:1371:A:H5'	1:6:1372:U:OP2	2.11	0.50
1:6:1697:G:H8	1:6:1705:C:C2	2.30	0.50
87:6:2061:OHX:N2	87:6:2148:OHX:N6	2.59	0.50
11:S9:78:ARG:NH1	1:6:764:U:OP2	419.23	0.50
16:C4:43:THR:OG1	16:C4:46:MET:HG3	3.25	0.50
17:C5:85:ILE:HG22	17:C5:112:LEU:HD23	2.06	0.50
19:C7:66:VAL:O	19:C7:69:ILE:HG12	2.11	0.50
20:C8:123:ARG:HG3	20:C8:133:VAL:HG21	1.93	0.50
29:D7:2:VAL:O	29:D7:3:LEU:HB2	2.35	0.50
39:L2:220:GLY:O	39:L2:221:LYS:HG3	2.11	0.50
42:L5:270:LYS:O	42:L5:271:LYS:HD3	6.69	0.50
42:L5:99:TYR:CD2	42:L5:199:ILE:HG12	3.11	0.50
44:L7:152:GLY:O	44:L7:163:LEU:HG	2.12	0.50
46:L9:163:GLN:CD	46:L9:166:ARG:HH11	2.80	0.50
49:M3:50:PRO:HB3	49:M3:138:VAL:O	2.44	0.50
2:S0:90:ALA:HB1	2:S0:95:ALA:O	2.36	0.50
5:S3:62:ASN:ND2	5:S3:62:ASN:O	4.36	0.50
6:S4:126:VAL:HG13	6:S4:158:ASP:O	2.19	0.50
6:S4:95:THR:CG2	6:S4:97:GLU:HG2	6.33	0.50
7:S5:143:ARG:HD3	30:D8:55:VAL:HG11	2.16	0.50
7:S5:167:ARG:HH11	7:S5:167:ARG:HB3	3.94	0.50
1:2:1274:C:H41	35:SM:95:SER:HA	1.75	0.50
34:SR:182:ASN:ND2	34:SR:184:ASN:HD21	5.71	0.50
36:1:1080:A:OP1	42:L5:140:ARG:HB2	2.11	0.50
36:1:2307:G:O2'	36:1:2310:U:OP2	2.30	0.50
36:1:2585:G:N7	45:L8:47:SER:OG	2.37	0.50
36:1:2843:U:H5''	36:1:2844:C:OP2	2.11	0.50

Continued on next page...

Continued from previous page...

Atom-1	Atom-2	Interatomic distance (Å)	Clash overlap (Å)
36:1:3139:A:H2'	36:1:3140:G:O4'	2.10	0.50
1:2:1281:G:H2'	1:2:1282:U:H6	1.76	0.50
1:2:1325:A:H2'	1:2:1326:A:C8	2.47	0.50
1:2:1615:C:H4'	1:2:1616:G:O5'	2.10	0.50
1:2:1785:U:P	16:C4:133:ARG:HH22	2.34	0.50
1:2:793:A:H5''	1:2:794:U:C6	2.47	0.50
36:5:1237:G:H22	36:5:1251:A:H2	1.59	0.50
36:5:2612:U:H2'	36:5:2613:U:O4'	2.11	0.50
36:5:1540:U:OP1	87:5:4093:OHX:N2	2.45	0.50
36:5:501:A:H2'	36:5:502:U:H6	1.76	0.50
17:C5:100:LYS:HD3	1:6:1183:A:C4	365.51	0.50
20:C8:145:ARG:HD3	35:SM:68:ARG:NE	3.07	0.50
22:D0:118:VAL:HG13	22:D0:119:ALA:H	2.66	0.50
39:L2:80:GLU:HG2	79:Q3:76:ALA:HB1	3.20	0.50
40:L3:250:ALA:HB3	36:5:2880:U:H1'	224.51	0.50
42:L5:33:ARG:HD2	37:7:7:G:OP1	272.31	0.50
45:L8:83:ASP:OD2	45:L8:86:THR:N	3.14	0.50
46:L9:106:LYS:H	46:L9:109:ALA:HB3	1.76	0.50
47:M0:76:MET:HE1	47:M0:138:VAL:HG11	1.93	0.50
48:M1:30:LEU:O	48:M1:34:SER:OG	4.71	0.50
79:Q3:35:ALA:HB3	79:Q3:37:TYR:CE2	2.82	0.50
2:S0:168:HIS:HB3	2:S0:203:PHE:CE2	2.46	0.50
10:S8:192:TYR:O	10:S8:196:LEU:HB2	2.10	0.50
34:SR:126:SER:OG	34:SR:127:ARG:N	2.96	0.50
36:1:191:U:H2'	36:1:192:C:H6	1.75	0.50
36:1:2435:G:N7	36:1:2593:A:H2'	2.27	0.50
36:1:3317:U:H4'	36:1:3318:G:O5'	2.12	0.50
36:1:598:A:OP1	44:L7:41:ARG:NH1	2.44	0.50
36:1:915:A:H2'	36:1:915:A:N3	2.26	0.50
1:2:515:A:OP2	87:2:2069:OHX:N3	2.45	0.50
36:5:2694:A:C6	36:5:2695:A:C6	2.99	0.50
36:5:766:U:H4'	36:5:767:U:O5'	2.11	0.50
36:5:787:G:H2'	36:5:788:C:C6	2.47	0.50
1:6:9:U:O4	87:6:2147:OHX:N3	2.44	0.50
10:S8:5:ARG:NH2	1:6:334:G:O6	303.85	0.50
14:C2:60:VAL:HG22	14:C2:122:VAL:HG22	2.28	0.50
18:C6:6:SER:HA	18:C6:23:LYS:HA	2.26	0.50
20:C8:50:ALA:HB2	20:C8:72:ILE:HD12	2.62	0.50
22:D0:18:GLN:O	22:D0:19:ILE:HG13	4.47	0.50
25:D3:102:VAL:HG12	25:D3:127:VAL:HG12	1.94	0.50
27:D5:43:ASP:O	27:D5:44:GLN:HB3	3.57	0.50

Continued on next page...

Continued from previous page...

Atom-1	Atom-2	Interatomic distance (Å)	Clash overlap (Å)
36:L3:3312:U:H5''	40:L3:25:ILE:HD12	1.94	0.50
43:L6:50:LYS:HG2	43:L6:74:VAL:CG2	2.55	0.50
45:L8:148:ALA:HA	45:L8:201:THR:HG22	1.96	0.50
52:M6:36:VAL:HB	52:M6:108:ILE:HB	4.66	0.50
52:M6:72:HIS:O	52:M6:74:ARG:HD3	2.78	0.50
68:O2:111:ARG:NH2	68:O2:115:LEU:HD21	2.53	0.50
72:O6:97:SER:C	72:O6:99:ARG:H	2.12	0.50
66:O0:86:ARG:HH22	79:Q3:44:LYS:HA	2.93	0.50
3:S1:175:GLU:HG2	3:S1:193:ILE:CD1	3.97	0.50
3:S1:23:PRO:O	3:S1:26:ARG:HB3	2.31	0.50
7:S5:37:GLN:HG2	18:C6:53:LEU:HD13	2.18	0.50
34:SR:74:THR:HG23	34:SR:79:TYR:HB2	1.93	0.50
36:1:378:A:N7	36:1:391:A:H2	2.10	0.50
87:1:3937:OHX:N1	87:1:4198:OHX:N4	2.60	0.50
1:2:1:U:O4	11:S9:54:ARG:HD3	2.11	0.50
87:2:2043:OHX:N2	87:2:2098:OHX:N6	2.59	0.50
1:2:704:C:OP2	1:2:704:C:H3'	2.12	0.50
1:2:912:U:H4'	1:2:913:G:O5'	2.12	0.50
87:5:4203:OHX:N4	87:8:224:OHX:N1	2.60	0.50
1:6:1255:G:O2'	1:6:1256:A:O5'	2.27	0.50
1:6:1392:U:H2'	1:6:1393:C:C6	2.46	0.50
1:6:1429:G:H2'	1:6:1430:U:C6	2.46	0.50
1:6:624:G:H2'	1:6:625:C:H6	1.77	0.50
1:6:761:G:O6	87:6:2085:OHX:N1	2.45	0.50
38:8:4:C:H2'	38:8:5:U:H6	1.77	0.50
13:C1:123:VAL:HG22	13:C1:142:VAL:HG22	2.59	0.50
18:C6:113:ASP:CG	18:C6:115:THR:H	2.15	0.50
1:2:1459:C:N4	20:C8:139:LYS:HE2	2.27	0.50
21:C9:4:VAL:HG22	21:C9:5:SER:H	1.77	0.50
26:D4:29:HIS:N	26:D4:29:HIS:CD2	3.73	0.50
27:D5:79:ALA:O	27:D5:83:LEU:HG	3.32	0.50
27:D5:82:HIS:O	27:D5:85:LYS:N	3.78	0.50
39:L2:192:LYS:HB3	39:L2:193:ARG:NH2	2.25	0.50
36:1:2941:A:N7	40:L3:256:HIS:HE1	2.09	0.50
45:L8:163:VAL:HG22	45:L8:166:LEU:HD12	1.93	0.50
47:M0:208:ASN:HB2	47:M0:211:ARG:HD2	1.94	0.50
53:M7:129:THR:HG23	53:M7:139:TYR:HB2	1.93	0.50
54:M8:65:SER:HA	54:M8:93:ILE:HD13	1.94	0.50
36:1:1213:G:OP1	56:N0:137:ARG:HD3	2.11	0.50
2:S0:189:VAL:HG22	2:S0:190:ASP:H	1.76	0.50
6:S4:11:ARG:NH1	6:S4:21:ASP:OD2	3.99	0.50

Continued on next page...

Continued from previous page...

Atom-1	Atom-2	Interatomic distance (Å)	Clash overlap (Å)
20:C8:125:ILE:HG12	35:SM:61:ILE:HB	4.64	0.50
36:1:1556:C:H5''	36:1:2169:G:N2	2.26	0.50
36:1:2601:A:H2'	36:1:2602:G:H8	1.76	0.50
36:1:3139:A:H8	36:1:3139:A:C5'	2.25	0.50
36:1:3139:A:C8	36:1:3139:A:H5'	2.47	0.50
38:4:125:U:HO2'	38:4:126:A:P	2.34	0.50
65:N9:50:THR:CG2	36:5:1073:U:H1'	206.58	0.50
36:5:3055:U:O2'	36:5:3057:U:OP1	2.23	0.50
87:5:4213:OHX:N4	87:5:4223:OHX:N3	2.59	0.50
1:6:1699:G:H1	1:6:1702:A:H5''	1.77	0.50
1:6:1776:A:H2'	1:6:1777:G:C8	2.46	0.50
1:6:1053:G:N7	87:6:2197:OHX:N4	2.60	0.50
1:6:542:A:H2'	1:6:542:A:OP1	2.11	0.50
1:6:5:U:HO2'	1:6:553:G:HO2'	1.58	0.50
87:7:217:OHX:N3	87:7:226:OHX:N5	2.59	0.50
38:8:10:A:H2'	38:8:11:C:C6	2.47	0.50
14:C2:87:PRO:HA	14:C2:140:PHE:HE1	2.15	0.50
19:C7:25:THR:OG1	19:C7:31:ASN:ND2	4.65	0.50
20:C8:45:LEU:HD11	21:C9:36:ILE:HG22	2.04	0.50
25:D3:68:ILE:O	25:D3:70:LYS:NZ	2.45	0.50
25:D3:69:ARG:NH2	1:6:568:G:N7	365.75	0.50
46:L9:13:PRO:HG2	46:L9:16:VAL:HG11	3.85	0.50
46:L9:49:ASN:OD1	46:L9:51:GLN:N	2.94	0.50
36:1:743:C:N3	54:M8:141:ARG:NH1	2.59	0.50
9:S7:40:PRO:HB3	55:M9:185:LEU:HD21	1.93	0.50
58:N2:49:ASN:O	58:N2:51:GLY:N	2.88	0.50
66:O0:17:VAL:HG11	66:O0:92:ILE:HD12	1.93	0.50
2:S0:121:VAL:HG23	2:S0:141:ILE:HG21	1.93	0.50
6:S4:195:ILE:HG22	6:S4:196:VAL:N	2.78	0.50
9:S7:133:THR:O	9:S7:134:GLU:HB3	2.12	0.50
34:SR:23:LEU:HD12	34:SR:292:LEU:HA	1.94	0.50
34:SR:42:LEU:HD21	34:SR:82:SER:HB3	1.94	0.50
36:1:156:G:OP2	72:O6:25:LYS:HB3	2.12	0.50
36:1:1874:A:OP2	55:M9:21:LYS:HE2	2.12	0.50
36:1:3227:A:H2'	36:1:3228:C:H5'	1.93	0.50
87:1:4028:OHX:N6	87:1:4146:OHX:N5	2.60	0.50
36:1:550:A:N1	36:1:551:A:N6	2.60	0.50
1:2:1407:U:H2'	1:2:1408:G:O4'	2.12	0.50
1:2:260:U:H3'	1:2:261:U:C5'	2.40	0.50
1:2:337:G:H3'	13:C1:133:LYS:HB2	1.93	0.50
1:2:907:A:H2'	1:2:908:U:C6	2.47	0.50

Continued on next page...

Continued from previous page...

Atom-1	Atom-2	Interatomic distance (Å)	Clash overlap (Å)
38:4:145:U:H2'	38:4:146:U:O4'	2.12	0.50
36:5:1020:G:H2'	36:5:1021:G:O4'	2.12	0.50
36:5:1066:G:OP1	87:5:4227:OHX:N2	2.45	0.50
10:S8:2:GLY:N	1:6:393:C:OP2	292.35	0.50
1:6:67:A:H2'	1:6:69:G:H5''	1.93	0.50
87:7:217:OHX:N3	87:7:226:OHX:N6	2.59	0.50
16:C4:85:ALA:HB2	16:C4:94:PRO:HA	2.44	0.50
7:S5:123:VAL:O	27:D5:58:ARG:HD2	2.11	0.50
41:L4:139:GLY:O	41:L4:140:HIS:HB2	2.12	0.50
41:L4:148:ILE:HA	41:L4:149:PRO:C	2.52	0.50
42:L5:122:VAL:HG23	42:L5:123:GLU:N	3.21	0.50
44:L7:53:LYS:O	44:L7:57:THR:HG23	2.12	0.50
67:O1:46:THR:HG21	67:O1:91:SER:OG	2.22	0.50
35:SM:22:PRO:HB3	48:M1:38:GLU:OE1	2.12	0.50
36:1:1240:A:H61	36:1:1244:A:C5'	2.24	0.50
36:1:1429:G:OP2	41:L4:107:ARG:NH2	2.38	0.50
36:1:1845:G:H5''	36:1:1845:G:H8	1.77	0.50
36:1:1918:C:OP2	87:1:4013:OHX:N2	2.44	0.50
36:1:2623:G:C5	36:1:2624:G:C5	3.00	0.50
36:1:2663:G:H5'	42:L5:152:ARG:HD3	1.92	0.50
1:2:1003:A:H1'	1:2:1005:A:N7	2.27	0.50
1:2:1010:C:OP2	87:2:2130:OHX:N5	2.45	0.50
1:2:647:G:N2	1:2:687:G:N2	2.59	0.50
36:5:1340:G:H2'	36:5:1341:U:H6	1.77	0.50
36:5:980:A:H2'	36:5:981:U:N1	2.26	0.50
1:6:1542:G:H22	1:6:1568:C:H1'	1.77	0.50
1:6:1151:A:O3'	1:6:1766:A:N6	2.45	0.50
1:6:992:A:H5'	1:6:992:A:H8	1.77	0.50
4:S2:228:ASN:ND2	23:D1:1:MET:HB3	2.27	0.50
24:D2:29:PRO:HB2	24:D2:58:SER:HB2	1.94	0.50
39:L2:145:LYS:HB3	39:L2:157:VAL:HG23	1.94	0.50
39:L2:70:ARG:HD2	39:L2:72:ARG:NE	4.34	0.50
36:1:2563:G:H5''	45:L8:27:THR:CG2	2.42	0.50
47:M0:47:PRO:HB3	47:M0:171:TRP:CZ2	2.47	0.50
52:M6:167:TYR:OH	52:M6:171:LYS:NZ	3.22	0.50
53:M7:16:SER:HB3	53:M7:149:VAL:HG22	1.94	0.50
55:M9:180:LYS:HA	55:M9:183:ALA:HB3	1.93	0.50
58:N2:31:ALA:C	58:N2:33:TYR:H	2.15	0.50
63:N7:51:LEU:HB2	63:N7:65:ARG:HD2	1.94	0.50
71:O5:85:THR:HB	71:O5:88:LEU:HD12	1.94	0.50
79:Q3:6:LYS:HG2	79:Q3:7:LYS:HG3	4.77	0.50

Continued on next page...

Continued from previous page...

Atom-1	Atom-2	Interatomic distance (Å)	Clash overlap (Å)
2:S0:189:VAL:HG13	2:S0:190:ASP:N	2.27	0.50
2:S0:62:ARG:HD3	23:D1:37:ALA:O	2.12	0.50
6:S4:97:GLU:HG3	6:S4:99:PHE:CE2	5.49	0.50
19:C7:22:PRO:HA	34:SR:216:LYS:NZ	2.25	0.50
34:SR:276:PRO:HB2	34:SR:278:PHE:CE1	4.16	0.50
36:1:1591:G:OP1	70:O4:37:LYS:NZ	2.42	0.49
87:1:4052:OHX:N6	87:1:4160:OHX:N4	2.60	0.49
1:2:1164:G:OP1	7:S5:166:ARG:NH2	2.45	0.49
1:2:1529:C:H2'	1:2:1530:C:C6	2.47	0.49
38:4:45:C:H2'	38:4:46:G:O4'	2.12	0.49
36:5:1258:U:O2	36:5:1260:A:H8	1.95	0.49
36:5:2187:G:OP2	87:5:3973:OHX:N4	2.44	0.49
36:5:2225:U:H2'	36:5:2226:U:C6	2.46	0.49
36:5:2549:G:H5'	36:5:2549:G:H8	1.77	0.49
87:5:4067:OHX:N5	87:5:4143:OHX:N6	2.59	0.49
87:5:4203:OHX:N6	87:8:224:OHX:N5	2.60	0.49
36:5:690:A:H4'	36:5:691:A:OP1	2.12	0.49
10:S8:44:HIS:ND1	1:6:1676:U:OP1	276.05	0.49
26:D4:61:ARG:NH2	1:6:530:C:O2	409.85	0.49
15:C3:65:VAL:HG23	15:C3:66:ILE:CG2	6.40	0.49
18:C6:95:LYS:O	34:SR:59:ARG:NH2	2.67	0.49
21:C9:33:TYR:HD1	21:C9:34:VAL:H	2.60	0.49
26:D4:88:THR:O	26:D4:92:VAL:HG13	5.67	0.49
33:E1:144:CYS:O	33:E1:146:SER:N	2.50	0.49
40:L3:37:ARG:HA	40:L3:186:GLY:HA2	2.90	0.49
41:L4:304:GLN:C	41:L4:306:THR:H	2.43	0.49
41:L4:361:HIS:CG	41:L4:362:ASP:H	2.29	0.49
54:M8:64:VAL:HG11	54:M8:113:LYS:HD2	1.93	0.49
57:N1:71:SER:HB3	57:N1:91:LEU:O	2.12	0.49
36:1:3041:U:OP1	59:N3:12:ARG:NH1	2.43	0.49
63:N7:95:VAL:O	63:N7:100:THR:OG1	2.21	0.49
49:M3:176:GLU:HG2	72:O6:11:LEU:HD22	2.92	0.49
46:L9:180:TYR:HB2	76:Q0:85:LEU:HD13	1.94	0.49
39:L2:112:ILE:HD11	79:Q3:79:VAL:HG11	6.06	0.49
3:S1:29:TRP:HD1	3:S1:47:LEU:HG	1.77	0.49
6:S4:156:VAL:O	6:S4:157:ASN:HB2	2.12	0.49
8:S6:48:TYR:CZ	8:S6:121:LEU:HD22	5.42	0.49
10:S8:55:TYR:HB2	10:S8:176:SER:O	2.56	0.49
34:SR:222:LEU:HD23	34:SR:234:LEU:HD13	2.15	0.49
36:1:3134:A:OP1	87:1:3899:OHX:N4	2.45	0.49
87:1:4028:OHX:N6	87:1:4146:OHX:N3	2.60	0.49

Continued on next page...

Continued from previous page...

Atom-1	Atom-2	Interatomic distance (Å)	Clash overlap (Å)
36:1:929:A:H2'	36:1:930:U:C6	2.47	0.49
36:5:2204:C:H4'	36:5:2205:U:OP1	2.13	0.49
36:5:2770:G:C2'	36:5:2771:U:H5'	2.41	0.49
36:5:2916:U:H5	36:5:2935:U:HO2'	1.56	0.49
36:5:2947:G:H4'	36:5:2947:G:OP2	2.12	0.49
40:L3:30:LYS:NZ	36:5:3139:A:OP2	235.81	0.49
16:C4:124:ASP:O	16:C4:125:SER:HB2	2.12	0.49
18:C6:79:TYR:HA	18:C6:82:ARG:HD3	1.93	0.49
22:D0:20:ILE:HG13	22:D0:95:ALA:O	2.12	0.49
25:D3:96:VAL:HG12	25:D3:127:VAL:HG11	1.94	0.49
41:L4:222:VAL:HG22	41:L4:225:VAL:HB	2.56	0.49
42:L5:76:ALA:CB	42:L5:109:THR:HG22	2.43	0.49
51:M5:180:PHE:O	51:M5:184:LYS:HB2	2.13	0.49
36:1:670:C:P	54:M8:147:ARG:NH2	2.85	0.49
1:2:850:A:H5'	55:M9:165:LYS:HG2	1.94	0.49
67:O1:19:ARG:HD3	67:O1:35:GLU:CG	2.63	0.49
70:O4:74:ARG:NH2	70:O4:82:ALA:HB2	2.27	0.49
77:Q1:4:LYS:HG2	77:Q1:5:TRP:CE3	3.03	0.49
5:S3:12:VAL:HG21	31:D9:34:TYR:HB3	2.24	0.49
9:S7:51:VAL:HG11	9:S7:168:SER:OG	2.12	0.49
36:1:1895:A:O2'	36:1:3053:G:H4'	2.12	0.49
36:1:2247:G:OP1	87:1:3880:OHX:N1	2.45	0.49
36:1:3280:U:O2'	36:1:3281:U:OP2	2.25	0.49
36:1:3389:U:HO2'	36:1:3390:G:P	2.35	0.49
36:1:440:A:OP2	36:1:440:A:H8	1.94	0.49
36:1:655:C:H5''	68:O2:26:HIS:HB2	1.93	0.49
1:2:1410:A:H2'	1:2:1411:A:O4'	2.11	0.49
1:2:229:U:H2'	1:2:230:C:C6	2.47	0.49
87:5:4002:OHX:N4	87:5:4090:OHX:N1	2.61	0.49
1:6:82:U:H2'	1:6:83:G:O4'	2.12	0.49
37:7:86:U:O2	87:7:218:OHX:N4	2.46	0.49
16:C4:117:ASP:OD1	16:C4:119:THR:HG23	2.11	0.49
1:2:916:U:H3	16:C4:41:ARG:NH2	2.09	0.49
21:C9:135:ILE:O	21:C9:139:THR:OG1	2.63	0.49
21:C9:37:VAL:HG22	21:C9:38:LYS:H	1.77	0.49
24:D2:110:ILE:HD13	24:D2:126:LEU:HD11	1.94	0.49
25:D3:90:ASP:OD2	1:6:567:A:O2'	374.30	0.49
28:D6:87:ARG:NH1	28:D6:92:ARG:HA	2.94	0.49
42:L5:268:GLU:C	42:L5:270:LYS:H	3.17	0.49
37:3:49:G:C5	42:L5:58:LYS:HG3	2.47	0.49
46:L9:156:GLN:NE2	46:L9:160:ASP:OD1	4.65	0.49

Continued on next page...

Continued from previous page...

Atom-1	Atom-2	Interatomic distance (Å)	Clash overlap (Å)
47:M0:76:MET:CE	47:M0:148:VAL:HA	2.65	0.49
47:M0:205:SER:O	47:M0:209:ASN:HB2	2.13	0.49
58:N2:90:ARG:C	58:N2:92:TRP:H	2.53	0.49
64:N8:116:GLY:O	64:N8:137:LYS:NZ	5.32	0.49
71:O5:119:LYS:HZ2	71:O5:119:LYS:HA	3.83	0.49
6:S4:176:ASP:HB2	6:S4:179:LYS:HZ2	1.77	0.49
8:S6:173:PRO:HG3	1:6:66:U:H5	333.87	0.49
10:S8:194:ARG:HB3	10:S8:195:ARG:NH1	3.28	0.49
11:S9:129:ILE:HG12	11:S9:134:ILE:HD12	1.93	0.49
1:2:516:G:OP2	87:2:2069:OHX:N6	2.45	0.49
36:5:1157:G:H2'	36:5:1158:A:O4'	2.12	0.49
36:5:1716:U:H5'	36:5:1716:U:C6	2.47	0.49
36:5:2209:U:H4'	36:5:2210:G:OP1	2.10	0.49
22:D0:72:ASN:ND2	1:6:1429:G:H21	388.01	0.49
1:6:702:G:N7	87:6:2100:OHX:N4	2.60	0.49
15:C3:101:HIS:ND1	1:6:950:C:O2'	282.05	0.49
23:D1:41:GLU:H	23:D1:41:GLU:CD	2.15	0.49
23:D1:32:VAL:HB	23:D1:60:ARG:HD2	2.25	0.49
25:D3:65:ASN:ND2	25:D3:116:ASP:OD1	2.92	0.49
30:D8:49:ARG:HG2	30:D8:52:ASP:OD1	3.07	0.49
40:L3:169:THR:CG2	40:L3:171:LEU:H	2.34	0.49
45:L8:41:GLN:HG3	45:L8:42:PRO:HD2	2.11	0.49
47:M0:208:ASN:HA	47:M0:211:ARG:HG2	3.61	0.49
48:M1:73:GLY:O	48:M1:75:LYS:N	2.45	0.49
50:M4:21:VAL:HB	50:M4:63:VAL:HG13	1.95	0.49
55:M9:171:ASP:O	55:M9:175:GLN:NE2	2.36	0.49
3:S1:172:LEU:O	3:S1:176:VAL:HG23	2.13	0.49
3:S1:195:LYS:NZ	3:S1:198:GLU:OE2	5.31	0.49
3:S1:50:LYS:O	3:S1:52:THR:N	2.45	0.49
6:S4:36:HIS:NE2	6:S4:88:ASP:OD1	2.45	0.49
7:S5:82:PHE:CZ	30:D8:49:ARG:HD2	2.90	0.49
35:SM:48:ARG:HA	36:5:1019:G:OP1	334.77	0.49
34:SR:128:ASP:OD1	34:SR:130:THR:OG1	2.85	0.49
34:SR:206:PRO:HG2	34:SR:247:PRO:HA	3.00	0.49
36:1:2298:U:O4	36:1:2923:U:H5	1.95	0.49
36:1:2419:A:H2'	36:1:2420:C:C6	2.47	0.49
36:1:2680:A:C2	48:M1:24:GLY:HA3	2.48	0.49
36:1:776:U:C5	36:1:2719:U:O2	2.63	0.49
87:1:4003:OHX:N3	87:1:4172:OHX:N1	2.61	0.49
36:1:544:C:H1'	36:1:548:G:H22	1.78	0.49
36:1:805:G:H1'	41:L4:73:ARG:NH1	2.27	0.49

Continued on next page...

Continued from previous page...

Atom-1	Atom-2	Interatomic distance (Å)	Clash overlap (Å)
1:2:1082:C:H42	1:2:1091:A:N6	2.10	0.49
38:4:143:U:H2'	38:4:144:G:O4'	2.12	0.49
36:5:2101:C:HO2'	36:5:2102:U:P	2.34	0.49
1:6:1590:G:H2'	1:6:1591:C:H6	1.78	0.49
1:6:1699:G:H22	1:6:1702:A:H5''	1.77	0.49
1:6:846:G:H2'	1:6:847:A:H8	1.75	0.49
1:6:918:U:H2'	1:6:919:A:C8	2.47	0.49
15:C3:94:LYS:HE3	1:6:952:A:H5''	299.27	0.49
38:8:83:C:H4'	38:8:85:G:N3	2.28	0.49
18:C6:82:ARG:HH12	18:C6:114:ARG:HB2	2.60	0.49
20:C8:52:VAL:HG21	20:C8:69:ILE:HD11	2.54	0.49
17:C5:19:GLY:N	20:C8:93:THR:O	2.43	0.49
25:D3:27:ASN:O	25:D3:31:LYS:HG2	2.12	0.49
28:D6:36:ILE:HG21	28:D6:78:ALA:HB2	1.95	0.49
32:E0:46:ASN:HD21	32:E0:48:THR:HG23	3.40	0.49
39:L2:83:HIS:HD2	39:L2:84:THR:O	1.95	0.49
40:L3:116:ARG:HG2	40:L3:175:LYS:CB	2.42	0.49
41:L4:80:GLY:O	36:5:357:A:H1'	130.91	0.49
42:L5:114:GLY:C	42:L5:116:ASP:H	2.16	0.49
43:L6:46:ARG:HG3	43:L6:46:ARG:HH11	2.69	0.49
47:M0:49:CYS:HB3	47:M0:168:SER:HB3	1.95	0.49
54:M8:170:ARG:HG3	54:M8:170:ARG:O	3.00	0.49
36:1:1213:G:H4'	56:N0:90:MET:HG2	1.95	0.49
64:N8:88:ASP:O	64:N8:92:LYS:HG3	2.12	0.49
65:N9:14:ARG:NH2	65:N9:18:ARG:HH11	3.40	0.49
66:O0:27:TYR:O	66:O0:31:VAL:HG23	2.13	0.49
73:O7:21:ARG:HD2	73:O7:37:CYS:SG	2.58	0.49
6:S4:31:PRO:HB2	6:S4:38:LEU:HD22	1.94	0.49
36:1:270:U:O2'	36:1:318:A:H1'	2.12	0.49
87:1:4028:OHX:N4	87:1:4146:OHX:N1	2.61	0.49
1:2:1244:A:HO2'	1:2:1245:G:P	2.34	0.49
1:2:1320:U:O2	1:2:1322:A:H5'	2.12	0.49
1:2:1609:U:H2'	1:2:1610:G:O4'	2.12	0.49
1:2:652:G:H1	1:2:682:C:H42	1.60	0.49
1:2:830:U:O2'	1:2:831:U:OP2	2.23	0.49
1:2:929:A:C8	16:C4:123:SER:HA	2.47	0.49
36:5:2137:U:C6	36:5:2141:U:C4	3.01	0.49
36:5:3195:U:O2'	36:5:3196:U:H5'	2.13	0.49
36:5:677:A:H4'	36:5:678:G:O5'	2.13	0.49
1:6:1244:A:O2'	1:6:1245:G:O5'	2.26	0.49
1:6:1427:A:O2'	1:6:1428:G:OP1	2.25	0.49

Continued on next page...

Continued from previous page...

Atom-1	Atom-2	Interatomic distance (Å)	Clash overlap (Å)
1:6:486:G:O6	1:6:488:G:N2	2.38	0.49
1:6:484:C:H42	1:6:503:G:H22	1.61	0.49
13:C1:21:ASN:N	13:C1:21:ASN:OD1	3.37	0.49
15:C3:33:VAL:HG21	15:C3:66:ILE:HD11	5.35	0.49
23:D1:64:GLU:OE2	29:D7:2:VAL:HG13	3.94	0.49
25:D3:70:LYS:HB3	25:D3:93:LEU:HD22	2.34	0.49
36:1:2401:A:O3'	41:L4:68:GLY:HA2	2.12	0.49
42:L5:235:SER:O	42:L5:239:ILE:HG13	2.12	0.49
43:L6:50:LYS:HG2	43:L6:74:VAL:HG21	2.07	0.49
44:L7:169:ILE:HD12	44:L7:181:ILE:HA	1.94	0.49
44:L7:170:GLU:HG3	44:L7:179:LEU:HB2	1.94	0.49
48:M1:46:VAL:HG13	48:M1:68:HIS:CE1	2.47	0.49
52:M6:189:ASP:O	52:M6:193:GLN:HG3	2.76	0.49
56:N0:134:ASP:O	56:N0:136:LYS:HG3	2.13	0.49
56:N0:77:VAL:HG11	56:N0:106:LEU:CD1	2.41	0.49
57:N1:111:ALA:O	57:N1:115:LYS:HG3	2.87	0.49
58:N2:32:SER:HA	58:N2:35:LYS:HB3	1.94	0.49
62:N6:115:ARG:HG3	62:N6:115:ARG:HH11	2.41	0.49
54:M8:170:ARG:NH1	64:N8:56:VAL:O	3.36	0.49
66:O0:20:SER:OG	66:O0:96:GLY:HA3	2.12	0.49
70:O4:46:ASP:HB2	70:O4:84:CYS:SG	2.52	0.49
2:S0:193:GLN:O	2:S0:195:TRP:N	2.46	0.49
10:S8:184:LEU:HB3	10:S8:189:LEU:HB2	1.93	0.49
34:SR:112:SER:OG	34:SR:153:GLN:HA	2.12	0.49
36:1:359:U:HO2'	73:O7:16:HIS:CE1	2.24	0.49
87:1:3975:OHX:N5	87:1:4155:OHX:N2	2.60	0.49
1:2:1629:G:H2'	1:2:1630:U:C6	2.48	0.49
1:2:827:C:H2'	1:2:828:U:C6	2.47	0.49
37:3:85:G:O6	87:3:216:OHX:N4	2.46	0.49
38:4:79:A:O3'	38:4:80:A:H4'	2.13	0.49
65:N9:38:LYS:HD3	36:5:1076:C:H4'	214.35	0.49
66:O0:88:GLY:N	36:5:1729:A:OP1	246.33	0.49
36:5:2561:A:O2'	36:5:2562:A:H5''	2.12	0.49
36:5:3047:U:O2'	36:5:3048:A:H5'	2.13	0.49
36:5:304:G:N3	36:5:304:G:H5'	2.26	0.49
1:6:1097:U:H4'	1:6:1098:U:H5'	1.94	0.49
1:6:562:G:OP2	87:6:2155:OHX:N2	2.45	0.49
24:D2:20:THR:OG1	24:D2:22:LYS:HD3	3.80	0.49
25:D3:50:LYS:NZ	25:D3:101:GLU:OE1	4.22	0.49
1:2:1236:A:C1'	33:E1:138:ARG:HH22	2.26	0.49
40:L3:49:TYR:OH	40:L3:166:ILE:HD12	2.12	0.49

Continued on next page...

Continued from previous page...

Atom-1	Atom-2	Interatomic distance (Å)	Clash overlap (Å)
40:L3:56:ILE:HD13	40:L3:76:VAL:HG21	1.95	0.49
41:L4:202:ARG:HA	41:L4:202:ARG:NE	2.56	0.49
42:L5:226:TYR:HE2	42:L5:236:LEU:HD11	1.78	0.49
43:L6:58:LEU:HD12	43:L6:78:ARG:HD3	1.94	0.49
46:L9:171:ASP:CG	46:L9:173:ARG:HH11	2.16	0.49
47:M0:210:ILE:HG12	47:M0:217:PHE:CZ	2.48	0.49
47:M0:36:LEU:HD22	47:M0:73:ASN:ND2	3.33	0.49
48:M1:80:LEU:HD22	48:M1:84:LEU:HG	2.43	0.49
56:N0:71:LYS:O	56:N0:73:LYS:HE2	2.12	0.49
36:1:1488:G:O2'	70:O4:10:ARG:O	2.29	0.49
79:Q3:84:ARG:NH1	79:Q3:88:GLU:OE2	2.46	0.49
87:1:4028:OHX:N2	87:1:4146:OHX:N1	2.61	0.49
87:1:4032:OHX:N2	87:1:4044:OHX:N5	2.61	0.49
36:1:627:U:H2'	36:1:628:A:C8	2.48	0.49
36:1:975:C:H2'	36:1:976:U:C6	2.48	0.49
1:2:1238:A:H2'	1:2:1239:U:O4'	2.12	0.49
1:2:1459:C:H4'	17:C5:126:VAL:HG11	1.94	0.49
1:2:1738:U:H2'	1:2:1739:C:C6	2.48	0.49
1:2:579:A:N7	5:S3:178:ARG:HD2	2.28	0.49
1:2:739:G:H2'	1:2:740:A:C8	2.47	0.49
1:2:887:A:H61	1:2:925:G:H1	1.60	0.49
47:M0:22:TYR:CE1	36:5:1048:A:H2'	269.27	0.49
36:5:1483:G:C8	36:5:1485:G:C8	3.00	0.49
36:5:2406:C:H2'	36:5:2407:C:C6	2.48	0.49
36:5:2434:U:H5	36:5:2594:C:OP2	1.95	0.49
36:5:2717:U:OP1	87:5:4069:OHX:N3	2.46	0.49
8:S6:87:ARG:NH1	1:6:159:U:O2'	321.38	0.49
19:C7:109:LEU:O	19:C7:113:LEU:HB2	4.79	0.49
21:C9:126:GLU:HA	21:C9:129:GLN:HG3	1.95	0.49
40:L3:150:ARG:HG2	40:L3:150:ARG:HH11	1.76	0.49
36:1:1305:U:C2	40:L3:257:PRO:HG3	2.48	0.49
45:L8:225:LYS:O	45:L8:229:VAL:HG23	2.12	0.49
46:L9:93:VAL:O	46:L9:177:ASP:HA	2.45	0.49
47:M0:174:THR:OG1	47:M0:175:ASN:O	7.08	0.49
52:M6:16:VAL:HG23	52:M6:42:ASN:O	2.13	0.49
46:L9:1:MET:HE3	56:N0:139:TYR:HA	1.94	0.49
61:N5:105:VAL:HG11	61:N5:126:LEU:HD22	1.94	0.49
63:N7:46:ILE:HG12	63:N7:49:TYR:CD1	3.21	0.49
72:O6:54:GLU:HG2	72:O6:90:MET:HE1	3.05	0.49
2:S0:26:ALA:H	2:S0:149:LEU:HD12	1.77	0.49
7:S5:157:ARG:HE	7:S5:157:ARG:N	4.31	0.49

Continued on next page...

Continued from previous page...

Atom-1	Atom-2	Interatomic distance (Å)	Clash overlap (Å)
7:S5:20:PHE:CD2	7:S5:35:GLN:HG3	2.47	0.49
1:2:177:U:H1'	8:S6:191:ARG:NH1	2.28	0.49
8:S6:67:VAL:O	8:S6:68:LEU:HB2	2.28	0.49
8:S6:67:VAL:CG2	8:S6:99:GLY:HA2	2.55	0.49
36:1:1216:C:H6	36:1:1216:C:H5'	1.78	0.49
36:1:2185:G:O2'	36:1:2314:U:OP2	2.29	0.49
36:1:2714:G:H4'	36:1:2715:A:H5''	1.94	0.49
87:1:4028:OHX:N4	87:1:4146:OHX:N3	2.60	0.49
87:1:3937:OHX:N1	87:1:4198:OHX:N2	2.60	0.49
1:2:197:A:H2'	1:2:198:A:C8	2.47	0.49
38:4:2:A:OP2	87:4:224:OHX:N1	2.46	0.49
69:O3:21:ARG:NH2	36:5:2380:U:OP1	232.43	0.49
36:5:3384:U:H2'	36:5:3385:U:C6	2.48	0.49
87:5:4034:OHX:N3	87:5:4082:OHX:N4	2.60	0.49
36:5:770:G:N7	87:5:4096:OHX:N6	2.60	0.49
36:5:371:G:O6	87:5:4205:OHX:N5	2.45	0.49
64:N8:8:THR:HG21	36:5:662:U:OP1	150.42	0.49
17:C5:122:THR:HG21	1:6:1455:G:OP1	370.35	0.49
1:6:1699:G:N1	1:6:1701:A:H5''	2.26	0.49
26:D4:62:THR:HG23	1:6:531:C:O2	421.75	0.49
36:5:408:A:H61	38:8:15:G:H1'	1.75	0.49
12:C0:45:ALA:O	12:C0:49:LEU:HD23	3.24	0.49
1:2:1417:A:O3'	18:C6:128:LYS:HE2	2.13	0.49
1:2:943:C:H42	28:D6:15:ARG:HG2	1.78	0.49
29:D7:67:THR:OG1	29:D7:68:GLY:N	2.45	0.49
39:L2:129:ALA:O	39:L2:132:ASN:HB2	2.57	0.49
36:1:2242:A:H5''	39:L2:244:GLY:HA3	1.95	0.49
40:L3:122:TRP:CE2	40:L3:127:LYS:HE3	2.48	0.49
40:L3:308:MET:HE3	40:L3:370:PHE:HB2	4.39	0.49
40:L3:53:MET:HB2	36:5:3049:A:H5''	233.94	0.49
42:L5:110:LEU:HA	42:L5:113:LEU:HB2	3.20	0.49
44:L7:88:ARG:CZ	44:L7:103:LEU:HD13	2.43	0.49
45:L8:24:ASN:O	45:L8:26:LEU:N	3.98	0.49
62:N6:37:LYS:H	62:N6:37:LYS:CE	2.75	0.49
63:N7:88:ASP:OD1	63:N7:89:VAL:N	2.45	0.49
65:N9:23:LYS:HG3	65:N9:24:PRO:HD2	1.95	0.49
66:O0:51:LEU:HD11	70:O4:90:ILE:HG22	2.84	0.49
74:O8:78:LEU:HD13	74:O8:78:LEU:HA	1.68	0.49
77:Q1:7:LYS:NZ	1:6:1774:G:OP1	305.05	0.49
3:S1:123:ALA:HB2	3:S1:165:ARG:HG2	1.95	0.49
7:S5:109:LYS:O	7:S5:113:ILE:HG13	2.30	0.49

Continued on next page...

Continued from previous page...

Atom-1	Atom-2	Interatomic distance (Å)	Clash overlap (Å)
7:S5:30:PRO:HB2	7:S5:33:VAL:HG23	1.95	0.49
7:S5:59:VAL:O	7:S5:61:TYR:N	3.21	0.49
36:1:2673:A:OP1	48:M1:95:ASN:ND2	2.44	0.49
36:1:3362:A:H2'	36:1:3363:U:O4'	2.13	0.49
1:2:1309:C:H2'	1:2:1310:U:O4'	2.13	0.49
1:2:1731:A:H5''	1:2:1732:A:OP2	2.13	0.49
1:2:330:G:OP2	10:S8:172:ARG:NH1	2.40	0.49
40:L3:380:MET:HE3	36:5:3369:G:C6	225.64	0.49
36:5:385:A:H2'	36:5:386:A:C8	2.48	0.49
49:M3:58:VAL:CG1	36:5:75:G:H5''	87.85	0.49
1:6:1639:C:OP1	87:6:2157:OHX:N5	2.46	0.49
40:L3:128:LYS:HE2	36:5:3151:U:OP1	204.16	0.49
41:L4:145:ILE:O	41:L4:145:ILE:HG13	2.11	0.49
42:L5:131:LEU:H	42:L5:131:LEU:CD2	2.25	0.49
42:L5:226:TYR:CE1	42:L5:236:LEU:HD11	5.01	0.49
43:L6:148:GLU:O	43:L6:151:LYS:HB2	2.11	0.49
47:M0:24:ARG:CG	47:M0:24:ARG:HH11	2.26	0.49
52:M6:184:THR:HG23	52:M6:185:ALA:H	1.94	0.49
52:M6:16:VAL:CG2	52:M6:43:ILE:HG12	2.55	0.49
54:M8:162:ALA:HA	54:M8:163:PRO:HD2	1.64	0.49
57:N1:91:LEU:HD12	57:N1:96:ILE:HD11	2.08	0.49
64:N8:47:LYS:HE2	64:N8:48:TYR:CZ	2.48	0.49
65:N9:9:ALA:O	65:N9:12:GLN:HG2	2.12	0.49
68:O2:3:SER:HB3	68:O2:71:HIS:NE2	3.06	0.49
72:O6:45:ARG:NH2	72:O6:50:LEU:HA	3.92	0.49
73:O7:65:ARG:HG3	73:O7:65:ARG:NH1	2.24	0.49
73:O7:66:TYR:OH	73:O7:73:ARG:NH2	3.01	0.49
2:S0:169:SER:O	2:S0:173:ILE:HG12	2.13	0.49
2:S0:21:ASN:HB3	2:S0:24:LEU:HD13	1.95	0.49
3:S1:29:TRP:CD1	3:S1:47:LEU:HG	2.48	0.49
3:S1:49:ASN:O	3:S1:57:ALA:HB2	2.13	0.49
5:S3:133:GLY:HA2	5:S3:155:GLY:HA3	2.89	0.49
10:S8:56:ARG:NH2	1:6:332:U:OP2	286.48	0.49
35:SM:102:THR:HG23	35:SM:105:LYS:H	1.77	0.49
36:1:2860:U:C6	36:1:2860:U:H5'	2.38	0.48
36:1:29:C:H4'	36:1:62:A:H4'	1.95	0.48
36:1:655:C:H2'	36:1:656:A:C8	2.48	0.48
87:2:2095:OHX:N3	87:2:2115:OHX:N6	2.61	0.48
1:2:772:G:N2	1:2:774:A:O2'	2.42	0.48
38:4:1:A:OP1	87:4:224:OHX:N2	2.46	0.48
36:5:644:G:H2'	36:5:2372:A:N7	2.27	0.48

Continued on next page...

Continued from previous page...

Atom-1	Atom-2	Interatomic distance (Å)	Clash overlap (Å)
1:6:594:A:H4'	1:6:595:G:H5'	1.95	0.48
1:2:325:G:H4'	13:C1:83:THR:HG21	1.94	0.48
15:C3:114:ARG:HD3	15:C3:117:LEU:HD12	3.11	0.48
15:C3:47:PRO:HG3	15:C3:75:LEU:HD22	1.95	0.48
17:C5:87:PRO:HA	17:C5:90:ILE:HG13	1.93	0.48
21:C9:23:GLN:HG2	21:C9:55:TYR:CG	2.48	0.48
22:D0:28:SER:HB2	22:D0:112:VAL:HA	2.15	0.48
27:D5:43:ASP:N	27:D5:46:LYS:HD2	2.28	0.48
28:D6:84:VAL:HG22	28:D6:85:ARG:N	2.27	0.48
41:L4:99:MET:SD	41:L4:102:PRO:HA	2.52	0.48
42:L5:279:LYS:HD3	42:L5:282:ARG:CZ	3.62	0.48
45:L8:45:ASN:ND2	61:N5:26:VAL:HG22	4.69	0.48
53:M7:51:VAL:HG11	53:M7:88:VAL:HG21	1.94	0.48
55:M9:128:LYS:HG2	55:M9:128:LYS:O	2.62	0.48
71:O5:70:TYR:O	71:O5:73:LYS:HG3	2.13	0.48
5:S3:170:THR:HG23	5:S3:187:LYS:HG2	1.95	0.48
7:S5:202:ALA:O	7:S5:203:LYS:HD2	2.13	0.48
9:S7:16:LEU:O	9:S7:20:VAL:HG23	2.28	0.48
11:S9:120:LYS:O	11:S9:121:SER:HB3	2.13	0.48
36:1:2403:G:C8	36:1:2870:C:H4'	2.47	0.48
36:1:2717:U:OP1	87:1:3982:OHX:N6	2.45	0.48
36:1:696:C:HO2'	36:1:697:A:H8	1.60	0.48
36:5:113:C:C2	36:5:319:A:C2	3.01	0.48
36:5:3242:G:H21	36:5:3245:A:H5''	1.76	0.48
43:L6:80:ASN:HB2	36:5:3272:C:O2	248.81	0.48
1:6:1166:A:H2'	1:6:1167:G:O4'	2.13	0.48
1:6:1590:G:H2'	1:6:1591:C:C6	2.47	0.48
1:6:525:A:C6	1:6:526:A:C6	3.02	0.48
15:C3:39:LYS:HG3	15:C3:39:LYS:O	2.14	0.48
16:C4:45:GLY:HA2	16:C4:54:GLU:HG2	1.95	0.48
24:D2:104:LEU:HB2	24:D2:125:ILE:HA	1.96	0.48
26:D4:10:ARG:HB3	1:6:778:G:O6	428.35	0.48
26:D4:19:ALA:HB1	26:D4:81:GLU:OE2	3.58	0.48
1:2:780:A:C8	26:D4:8:ARG:HB3	2.48	0.48
28:D6:22:ARG:NH2	28:D6:27:SER:O	2.45	0.48
33:E1:109:ASP:HB2	33:E1:113:LYS:HG2	1.95	0.48
33:E1:121:CYS:HB3	33:E1:130:VAL:HG11	4.87	0.48
44:L7:47:ARG:NH1	44:L7:183:ASP:OD2	2.45	0.48
36:1:685:G:OP1	49:M3:35:ARG:NH1	2.46	0.48
50:M4:17:VAL:HG21	50:M4:74:ARG:HB2	1.94	0.48
54:M8:83:VAL:O	54:M8:103:ALA:HA	2.12	0.48

Continued on next page...

Continued from previous page...

Atom-1	Atom-2	Interatomic distance (Å)	Clash overlap (Å)
56:N0:17:GLU:O	56:N0:20:PRO:HD3	2.23	0.48
57:N1:12:ARG:HD3	57:N1:13:TYR:CE1	2.82	0.48
57:N1:14:MET:CE	57:N1:55:LYS:HB2	2.43	0.48
59:N3:68:GLU:CD	59:N3:68:GLU:H	2.16	0.48
62:N6:91:ASN:O	62:N6:93:ALA:N	2.46	0.48
66:O0:30:THR:HB	66:O0:91:SER:HB2	1.96	0.48
49:M3:94:GLY:HA3	71:O5:116:TYR:OH	2.13	0.48
73:O7:31:LYS:O	73:O7:33:THR:HG23	3.42	0.48
74:O8:62:ALA:O	74:O8:66:ILE:HG13	2.13	0.48
6:S4:163:ASP:O	6:S4:164:LEU:HB2	2.13	0.48
7:S5:58:LEU:O	7:S5:62:VAL:N	2.46	0.48
9:S7:21:ALA:O	9:S7:24:PHE:HB2	2.39	0.48
10:S8:38:ILE:HA	10:S8:60:ILE:O	2.32	0.48
36:1:1383:G:O3'	41:L4:138:ARG:NH2	2.46	0.48
36:1:2142:A:H4'	36:1:2143:A:H5''	1.94	0.48
36:1:608:A:OP1	41:L4:315:LYS:NZ	2.41	0.48
36:1:812:G:N7	87:1:3983:OHX:N1	2.61	0.48
36:1:727:G:H5''	36:1:978:G:OP1	2.12	0.48
1:2:1472:C:H4'	1:2:1473:U:H5'	1.95	0.48
1:2:1796:C:H4'	1:2:1797:A:OP2	2.13	0.48
36:5:117:U:O2	36:5:119:U:H2'	2.14	0.48
63:N7:73:LYS:NZ	36:5:1637:A:OP2	211.18	0.48
36:5:2101:C:O2'	36:5:2102:U:OP1	2.27	0.48
36:5:3166:C:H42	36:5:3284:G:H1	1.60	0.48
36:5:2171:G:O6	87:5:4247:OHX:N2	2.46	0.48
33:E1:143:LYS:HD3	1:6:1254:U:OP1	457.29	0.48
1:6:492:A:H2'	1:6:493:U:H5''	1.95	0.48
75:O9:27:ILE:HD13	38:8:52:A:N6	79.15	0.48
14:C2:125:ASN:C	14:C2:127:GLY:H	2.16	0.48
1:2:1555:A:OP1	17:C5:47:ARG:HD3	2.14	0.48
2:S0:50:VAL:HG23	19:C7:109:LEU:HD21	1.97	0.48
40:L3:168:LYS:O	40:L3:319:ASN:ND2	2.45	0.48
42:L5:68:THR:HB	42:L5:71:GLY:O	2.14	0.48
72:O6:58:ILE:HG22	72:O6:90:MET:CG	3.08	0.48
77:Q1:3:ALA:HB3	1:6:1773:C:OP1	313.20	0.48
4:S2:226:THR:HG22	24:D2:99:PHE:CZ	4.17	0.48
6:S4:163:ASP:HB3	6:S4:167:GLY:O	4.38	0.48
8:S6:4:ASN:HB3	8:S6:110:ALA:HA	2.48	0.48
10:S8:120:THR:O	87:S8:302:OHX:N4	6.02	0.48
36:1:1039:U:H2'	36:1:1040:A:C8	2.48	0.48
36:1:1908:A:O5'	36:1:1908:A:H8	1.96	0.48

Continued on next page...

Continued from previous page...

Atom-1	Atom-2	Interatomic distance (Å)	Clash overlap (Å)
36:1:1951:C:H5'	36:1:1952:G:OP1	2.13	0.48
36:1:2565:U:H2'	36:1:2566:C:C6	2.48	0.48
36:1:2816:G:N2	36:1:2819:A:OP2	2.46	0.48
36:1:92:G:H5''	36:1:94:G:N7	2.28	0.48
1:2:180:A:H2'	1:2:181:A:O4'	2.13	0.48
1:2:407:A:H2'	1:2:408:C:C6	2.49	0.48
36:5:2730:G:OP2	87:5:3960:OHX:N4	2.46	0.48
36:5:1796:G:O6	87:5:4226:OHX:N5	2.46	0.48
1:6:1745:G:O6	87:6:2079:OHX:N4	2.46	0.48
1:6:340:U:H2'	1:6:341:A:C8	2.49	0.48
13:C1:29:LYS:O	13:C1:31:THR:N	2.41	0.48
14:C2:73:LYS:NZ	33:E1:108:VAL:HG13	2.27	0.48
14:C2:55:GLY:HA2	14:C2:85:LYS:HD3	1.93	0.48
4:S2:54:GLU:OE1	23:D1:11:LEU:HB2	2.74	0.48
39:L2:188:LYS:HD2	39:L2:189:TYR:CZ	5.09	0.48
40:L3:10:ARG:HD3	40:L3:12:GLY:O	2.12	0.48
40:L3:261:MET:HE2	52:M6:63:ALA:C	2.34	0.48
46:L9:91:ARG:HD2	46:L9:143:GLU:HG3	1.95	0.48
47:M0:156:ARG:HD3	47:M0:163:GLN:O	2.22	0.48
49:M3:190:LYS:NZ	49:M3:190:LYS:HB2	2.27	0.48
61:N5:132:ALA:O	61:N5:135:ILE:HG22	2.15	0.48
68:O2:40:SER:O	68:O2:44:ARG:HG3	2.12	0.48
69:O3:19:SER:HB3	36:5:1330:A:OP1	234.07	0.48
70:O4:42:PRO:HB2	70:O4:51:LEU:HD21	1.94	0.48
74:O8:5:ILE:HG21	74:O8:11:PHE:HB2	2.76	0.48
4:S2:111:VAL:O	4:S2:136:VAL:HA	2.12	0.48
4:S2:178:ILE:HB	4:S2:185:LYS:HG3	1.95	0.48
36:1:1015:U:O2'	36:1:1017:C:OP2	2.30	0.48
36:1:1447:G:H3'	53:M7:67:ILE:HD11	1.96	0.48
87:1:4055:OHX:N6	87:1:4163:OHX:N5	2.62	0.48
87:1:4133:OHX:N3	87:1:4191:OHX:N4	2.61	0.48
36:1:772:U:H2'	36:1:773:G:C8	2.49	0.48
36:1:92:G:OP2	36:1:93:C:H5''	2.14	0.48
68:O2:105:ARG:NH2	36:5:1412:G:OP1	146.66	0.48
36:5:1810:A:H2'	36:5:1811:G:C8	2.48	0.48
87:7:218:OHX:N5	87:7:224:OHX:N2	2.62	0.48
17:C5:15:HIS:O	17:C5:21:ASP:HA	2.14	0.48
20:C8:134:ARG:NH1	1:6:1559:A:N1	364.66	0.48
21:C9:16:ASN:HA	21:C9:56:LYS:HZ3	2.32	0.48
23:D1:74:GLN:OE1	23:D1:82:VAL:N	4.97	0.48
24:D2:37:PHE:CE2	24:D2:103:ILE:HD12	2.48	0.48

Continued on next page...

Continued from previous page...

Atom-1	Atom-2	Interatomic distance (Å)	Clash overlap (Å)
24:D2:73:GLY:O	24:D2:127:GLY:HA3	2.12	0.48
26:D4:49:LYS:HD3	26:D4:49:LYS:H	2.35	0.48
28:D6:60:PRO:C	28:D6:62:TYR:H	2.16	0.48
39:L2:201:GLY:HA2	39:L2:204:MET:SD	2.72	0.48
40:L3:19:ARG:HB3	40:L3:232:ARG:NH1	2.29	0.48
41:L4:193:LYS:HE3	41:L4:193:LYS:HB2	1.51	0.48
41:L4:295:ILE:O	41:L4:299:ILE:HG12	2.14	0.48
43:L6:159:LEU:HD23	43:L6:159:LEU:HA	1.63	0.48
45:L8:130:TYR:CD1	45:L8:202:GLU:HB3	2.49	0.48
45:L8:136:LEU:HD11	45:L8:162:LEU:O	2.13	0.48
48:M1:85:LYS:O	48:M1:88:GLU:N	2.41	0.48
52:M6:102:LEU:HD12	52:M6:103:LYS:H	1.79	0.48
62:N6:74:TYR:CD1	62:N6:77:LYS:HG3	2.48	0.48
3:S1:180:THR:HG22	3:S1:181:LEU:H	1.78	0.48
4:S2:67:GLN:O	4:S2:71:THR:HG23	3.71	0.48
8:S6:120:GLU:HG3	8:S6:125:THR:HB	1.96	0.48
10:S8:152:ILE:O	10:S8:153:GLU:HB2	2.13	0.48
11:S9:160:PRO:O	11:S9:167:ALA:HB2	2.13	0.48
34:SR:260:ILE:HB	34:SR:274:LEU:HD12	2.61	0.48
36:1:1732:U:H2'	36:1:1733:G:H5'	1.96	0.48
1:2:1570:A:H2'	1:2:1571:C:O4'	2.13	0.48
1:2:156:A:H2'	1:2:157:A:O4'	2.13	0.48
1:2:538:A:H8	1:2:543:C:C4	2.31	0.48
1:2:74:U:O2'	1:2:75:U:OP2	2.28	0.48
1:2:872:G:H2'	1:2:873:U:O4'	2.13	0.48
37:3:112:G:OP2	87:3:220:OHX:N1	2.47	0.48
36:5:1393:A:C8	36:5:1418:A:C6	3.02	0.48
75:O9:4:GLN:NE2	36:5:1833:G:H21	127.04	0.48
36:5:2592:G:H4'	36:5:2594:C:C2	2.48	0.48
49:M3:178:LYS:NZ	36:5:2774:C:OP1	151.94	0.48
40:L3:7:GLU:HG2	36:5:2915:U:C5	258.15	0.48
36:5:3167:A:H2'	36:5:3168:A:O4'	2.12	0.48
36:5:992:A:O2'	36:5:993:G:H5'	2.14	0.48
1:6:1255:G:H4'	1:6:1256:A:OP1	2.13	0.48
13:C1:93:TYR:HB2	13:C1:100:TYR:CE1	2.49	0.48
21:C9:57:ARG:HG3	21:C9:57:ARG:NH1	2.23	0.48
5:S3:40:ARG:HG2	22:D0:110:PRO:HB3	1.96	0.48
22:D0:24:ILE:HG23	22:D0:116:VAL:HG12	5.55	0.48
24:D2:18:GLU:OE1	24:D2:69:LEU:HB3	3.16	0.48
1:2:1136:U:O4	25:D3:112:LYS:HD2	2.14	0.48
26:D4:87:PRO:HD2	26:D4:90:ARG:NH1	2.27	0.48

Continued on next page...

Continued from previous page...

Atom-1	Atom-2	Interatomic distance (Å)	Clash overlap (Å)
29:D7:29:ARG:CG	29:D7:29:ARG:HH11	2.23	0.48
40:L3:347:SER:O	40:L3:349:LYS:N	2.43	0.48
47:M0:76:MET:CE	47:M0:138:VAL:HG11	2.44	0.48
52:M6:108:ILE:HA	52:M6:109:PRO:HD2	2.20	0.48
53:M7:138:LYS:O	53:M7:138:LYS:HG2	2.14	0.48
58:N2:59:ASP:OD1	58:N2:60:GLY:N	4.76	0.48
49:M3:161:ASP:OD2	64:N8:139:ARG:HD3	2.14	0.48
36:1:1370:G:H5''	64:N8:18:GLY:O	2.13	0.48
68:O2:41:VAL:HG12	68:O2:46:PHE:CD2	2.84	0.48
72:O6:9:ILE:HG12	72:O6:10:GLY:N	4.41	0.48
74:O8:3:ARG:NH2	36:5:1824:U:OP1	148.98	0.48
2:S0:179:ARG:HD3	2:S0:183:ARG:NE	3.75	0.48
4:S2:68:ILE:O	4:S2:72:LEU:HB2	2.14	0.48
6:S4:11:ARG:HB2	6:S4:27:TYR:C	3.62	0.48
7:S5:140:THR:HA	7:S5:214:LYS:HD2	2.09	0.48
7:S5:203:LYS:O	7:S5:205:SER:N	2.90	0.48
36:1:13:A:H5''	36:1:13:A:C8	2.48	0.48
36:1:2630:C:H1'	36:1:2758:A:N3	2.28	0.48
36:1:3192:U:H2'	36:1:3193:C:C6	2.48	0.48
87:1:4080:OHX:N2	87:1:4150:OHX:N1	2.61	0.48
36:1:595:G:C8	36:1:609:G:C6	3.02	0.48
1:2:1064:G:H2'	1:2:1065:A:C8	2.49	0.48
1:2:1157:A:H3'	1:2:1157:A:C8	2.48	0.48
1:2:1196:A:H3'	1:2:1196:A:OP2	2.14	0.48
1:2:1325:A:H2'	1:2:1326:A:H8	1.79	0.48
1:2:1486:G:H1'	1:2:1592:A:O2'	2.14	0.48
1:2:542:A:N1	32:E0:28:LYS:HD2	2.28	0.48
1:2:711:U:H1'	1:2:712:G:C8	2.49	0.48
36:5:3164:C:H1'	36:5:3165:A:H5'	1.95	0.48
36:5:330:G:OP2	87:5:4050:OHX:N1	2.47	0.48
36:5:508:U:H2'	36:5:509:U:C6	2.48	0.48
49:M3:104:ARG:NH2	36:5:75:G:OP2	89.44	0.48
1:6:291:G:H2'	1:6:292:U:C6	2.48	0.48
11:S9:133:HIS:HE2	1:6:513:U:H5'	445.30	0.48
11:S9:142:ASN:OD1	1:6:767:U:H5	425.26	0.48
1:6:824:G:H22	1:6:849:C:H1'	1.79	0.48
13:C1:54:ILE:HG23	13:C1:55:ASP:N	2.29	0.48
19:C7:37:GLU:HG3	34:SR:150:TRP:HE1	1.79	0.48
19:C7:82:ASP:O	19:C7:83:GLN:HB2	2.13	0.48
26:D4:57:VAL:HG22	26:D4:60:PHE:HE2	1.79	0.48
27:D5:87:GLY:O	27:D5:89:ILE:N	2.45	0.48

Continued on next page...

Continued from previous page...

Atom-1	Atom-2	Interatomic distance (Å)	Clash overlap (Å)
28:D6:50:VAL:HA	28:D6:53:LEU:HB2	3.36	0.48
39:L2:116:VAL:HG22	39:L2:126:LEU:HD12	1.96	0.48
47:M0:174:THR:HG23	47:M0:176:LEU:H	1.77	0.48
59:N3:45:ARG:HD2	59:N3:46:LEU:N	2.41	0.48
59:N3:13:ILE:HD11	59:N3:81:GLN:OE1	2.13	0.48
62:N6:52:ARG:HA	62:N6:70:ILE:HG22	2.14	0.48
69:O3:88:ASN:HB2	36:5:429:U:H4'	216.13	0.48
71:O5:24:LEU:HB3	71:O5:51:ILE:HG12	2.76	0.48
2:S0:163:ASN:O	2:S0:165:ARG:N	2.86	0.48
3:S1:30:PHE:HB3	3:S1:96:LEU:HD22	5.06	0.48
3:S1:61:LEU:O	3:S1:62:LYS:NZ	2.43	0.48
3:S1:84:ILE:HG22	3:S1:86:LEU:HD22	1.96	0.48
3:S1:93:GLY:C	3:S1:95:ASN:H	2.16	0.48
5:S3:33:GLY:O	5:S3:53:THR:HG23	2.13	0.48
36:1:1478:C:H2'	36:1:1479:U:C6	2.48	0.48
36:1:3274:A:H2'	53:M7:171:ARG:NH1	2.29	0.48
36:1:366:A:OP1	41:L4:95:ARG:NH2	2.36	0.48
1:2:304:U:OP1	13:C1:136:ARG:HD3	2.13	0.48
1:2:779:U:OP2	1:2:780:A:H2	1.96	0.48
36:5:1764:U:H3'	36:5:1765:U:H5''	1.95	0.48
36:5:3257:C:H2'	36:5:3258:U:O4'	2.14	0.48
36:5:3288:G:O2'	36:5:3289:G:OP2	2.30	0.48
36:5:731:U:H2'	36:5:732:C:H6	1.78	0.48
1:6:1268:G:H1'	1:6:1448:G:H5''	1.95	0.48
16:C4:12:GLN:HG3	16:C4:111:ARG:HG3	1.95	0.48
26:D4:44:LEU:HA	26:D4:47:VAL:HG22	1.96	0.48
31:D9:45:GLU:OE1	1:6:1433:G:N2	411.14	0.48
33:E1:121:CYS:HB2	33:E1:132:LEU:HD21	2.39	0.48
39:L2:29:LEU:O	39:L2:123:ARG:NE	2.75	0.48
36:1:1349:G:H5'	41:L4:291:ASN:OD1	2.14	0.48
47:M0:36:LEU:CD1	47:M0:87:LEU:HB3	3.45	0.48
72:O6:58:ILE:HA	72:O6:61:ILE:HD12	1.96	0.48
4:S2:143:TYR:CD2	4:S2:147:ASN:HA	4.41	0.48
6:S4:252:ARG:HD3	6:S4:256:ARG:NH1	5.66	0.48
6:S4:31:PRO:HG2	6:S4:38:LEU:HD13	1.96	0.48
7:S5:98:MET:HB2	7:S5:105:GLY:O	2.13	0.48
36:1:1522:U:H4'	36:1:1523:U:OP2	2.13	0.48
36:1:2255:A:H5'	36:1:2261:G:H22	1.78	0.48
36:1:2616:C:H2'	36:1:2617:U:H5'	1.96	0.48
36:5:1781:C:H2'	36:5:1782:U:H6	1.78	0.48
36:5:253:A:HO2'	36:5:254:A:H8	1.62	0.48

Continued on next page...

Continued from previous page...

Atom-1	Atom-2	Interatomic distance (Å)	Clash overlap (Å)
36:5:916:G:H5'	36:5:917:A:OP1	2.14	0.48
1:6:40:A:H2'	1:6:41:A:O4'	2.13	0.48
12:C0:47:GLN:O	12:C0:50:THR:OG1	2.30	0.48
12:C0:24:LYS:HB2	12:C0:63:TYR:CE1	2.55	0.48
12:C0:6:GLU:O	12:C0:10:LYS:HD3	5.16	0.48
17:C5:51:SER:C	17:C5:53:PRO:HD2	4.15	0.48
23:D1:40:ASP:OD1	23:D1:44:ARG:HB2	2.14	0.48
26:D4:12:VAL:HG23	1:6:783:G:C8	426.29	0.48
30:D8:14:LYS:HG2	30:D8:16:LEU:HD23	5.20	0.48
39:L2:104:LEU:O	39:L2:139:HIS:HE1	1.96	0.48
40:L3:27:ALA:HB3	40:L3:218:ILE:HG22	1.95	0.48
40:L3:259:HIS:NE2	36:5:2366:C:H5'	217.75	0.48
41:L4:110:ASN:HB2	51:M5:201:ARG:O	2.29	0.48
41:L4:60:THR:HG22	41:L4:61:SER:N	2.29	0.48
42:L5:143:LYS:HE3	42:L5:145:PHE:CZ	2.69	0.48
42:L5:279:LYS:HE3	42:L5:282:ARG:NH1	2.29	0.48
46:L9:77:ASN:HB3	46:L9:151:VAL:HG21	1.96	0.48
50:M4:97:SER:O	50:M4:101:LYS:HG3	2.50	0.48
51:M5:53:TYR:HD1	51:M5:133:ILE:HD13	1.79	0.48
36:1:3373:U:OP2	67:O1:102:LYS:HE2	2.14	0.48
70:O4:81:CYS:SG	70:O4:81:CYS:O	2.84	0.48
76:Q0:98:LYS:HD3	76:Q0:115:CYS:HB2	3.67	0.48
36:1:2278:C:P	77:Q1:23:ARG:HH12	2.36	0.48
4:S2:139:ILE:CD1	4:S2:191:ALA:HB1	2.43	0.48
10:S8:188:GLU:OE2	13:C1:15:LYS:NZ	2.37	0.48
1:2:767:U:H6	11:S9:141:VAL:HA	1.79	0.48
1:2:577:G:H2'	35:SM:99:LYS:NZ	2.29	0.48
36:1:2102:U:H2'	36:1:2103:U:C6	2.49	0.48
36:1:279:U:H2'	36:1:280:U:C6	2.48	0.48
36:1:2986:U:H2'	36:1:2987:A:C8	2.49	0.48
1:2:1114:G:O6	87:2:2073:OHX:N5	2.47	0.48
1:2:420:A:H2'	1:2:421:A:O4'	2.14	0.48
1:2:702:G:C6	1:2:737:A:N6	2.82	0.48
1:2:71:A:H2'	1:2:72:A:O4'	2.13	0.48
63:N7:107:ARG:NH2	36:5:1635:G:OP1	210.31	0.48
39:L2:128:ARG:NH1	36:5:2177:G:OP2	198.42	0.48
36:5:3216:G:H3'	36:5:3219:G:N3	2.29	0.48
87:5:4067:OHX:N5	87:5:4143:OHX:N2	2.62	0.48
36:5:731:U:H2'	36:5:732:C:C6	2.49	0.48
1:6:1014:G:H2'	1:6:1015:U:O4'	2.14	0.48
1:6:209:U:H2'	1:6:210:A:H8	1.79	0.48

Continued on next page...

Continued from previous page...

Atom-1	Atom-2	Interatomic distance (Å)	Clash overlap (Å)
1:6:416:A:H4'	1:6:417:A:OP2	2.14	0.48
9:S7:118:LEU:HB2	1:6:639:U:O2	370.09	0.48
51:M5:109:ARG:NH1	38:8:141:C:OP1	120.72	0.48
16:C4:107:ARG:O	16:C4:109:GLY:N	3.66	0.48
27:D5:89:ILE:HB	27:D5:101:TYR:CD1	2.49	0.48
32:E0:49:LEU:HD12	32:E0:51:ASN:HB2	1.95	0.48
33:E1:100:LEU:HB3	33:E1:102:VAL:HG22	1.96	0.48
42:L5:143:LYS:HE3	42:L5:145:PHE:HZ	2.04	0.48
42:L5:237:GLU:O	42:L5:241:THR:HB	2.83	0.48
42:L5:60:ILE:HB	42:L5:80:SER:HB3	1.95	0.48
46:L9:182:SER:HB3	76:Q0:85:LEU:HD11	1.96	0.48
46:L9:75:VAL:HA	46:L9:78:MET:CE	2.40	0.48
51:M5:155:VAL:O	51:M5:162:ARG:NH2	2.43	0.48
51:M5:68:ARG:HH11	51:M5:68:ARG:HG2	1.79	0.48
52:M6:27:LEU:HD22	52:M6:101:ARG:HB2	1.95	0.48
52:M6:56:ASP:O	52:M6:59:ARG:HG2	2.68	0.48
36:1:779:G:OP1	54:M8:185:LYS:NZ	2.47	0.48
57:N1:128:LEU:H	57:N1:128:LEU:HD12	1.79	0.48
63:N7:97:SER:O	63:N7:100:THR:HB	2.14	0.48
65:N9:21:ILE:C	65:N9:22:LYS:HZ3	6.25	0.48
66:O0:41:LEU:HD12	66:O0:100:ILE:HD12	4.00	0.48
69:O3:16:TYR:OH	69:O3:91:ALA:HB2	2.13	0.48
2:S0:89:PHE:O	2:S0:93:THR:HG23	2.52	0.48
3:S1:71:ALA:HB3	16:C4:114:ARG:NH1	2.80	0.48
4:S2:188:LEU:HD13	4:S2:196:VAL:HG11	1.95	0.48
5:S3:124:ARG:O	5:S3:128:GLU:HB2	2.24	0.48
6:S4:88:ASP:HA	6:S4:122:LYS:NZ	2.29	0.48
35:SM:41:SER:O	35:SM:43:ASP:N	2.40	0.48
35:SM:61:ILE:HG13	35:SM:61:ILE:H	1.52	0.48
36:1:1610:G:H2'	36:1:1611:G:O4'	2.14	0.47
36:1:3306:U:H2'	36:1:3307:A:H5''	1.96	0.47
87:1:3959:OHX:N5	87:1:4140:OHX:N6	2.61	0.47
36:1:735:A:H2'	36:1:736:A:C8	2.49	0.47
1:2:1062:A:OP2	87:2:2164:OHX:N4	2.47	0.47
1:2:1482:C:OP2	1:2:1521:G:N1	2.47	0.47
1:2:538:A:H8	1:2:543:C:N4	2.12	0.47
1:2:730:G:H2'	1:2:730:G:N3	2.29	0.47
1:2:823:G:O2'	1:2:824:G:O5'	2.32	0.47
1:2:839:U:H2'	1:2:840:U:H5'	1.95	0.47
87:1:3993:OHX:N2	87:3:222:OHX:N5	2.62	0.47
64:N8:4:ARG:NH2	36:5:1427:U:OP2	135.66	0.47

Continued on next page...

Continued from previous page...

Atom-1	Atom-2	Interatomic distance (Å)	Clash overlap (Å)
36:5:3352:U:O4'	36:5:3353:G:C2	2.67	0.47
36:5:629:U:H2'	36:5:630:A:C8	2.48	0.47
1:6:138:A:H5''	1:6:138:A:N3	2.29	0.47
8:S6:137:ARG:HH12	1:6:144:U:H5	311.94	0.47
1:6:1508:U:H2'	1:6:1509:C:C6	2.49	0.47
1:6:419:G:N7	87:6:2119:OHX:N1	2.61	0.47
8:S6:173:PRO:O	1:6:79:C:H4'	344.96	0.47
15:C3:94:LYS:HG2	15:C3:118:ILE:HD13	2.22	0.47
15:C3:64:ARG:HG2	15:C3:64:ARG:O	2.14	0.47
20:C8:15:LEU:HD22	20:C8:22:VAL:HB	5.05	0.47
28:D6:79:ILE:HA	28:D6:84:VAL:CB	2.40	0.47
36:1:912:G:OP2	39:L2:9:ARG:NH1	2.47	0.47
50:M4:121:MET:HG3	36:5:3214:U:C4	283.03	0.47
53:M7:136:ILE:C	53:M7:137:ASN:HD22	2.47	0.47
42:L5:40:HIS:CE1	57:N1:69:LYS:HA	3.06	0.47
60:N4:13:ILE:HG12	60:N4:32:GLN:HB2	2.31	0.47
74:O8:66:ILE:HA	74:O8:69:LEU:HD23	1.96	0.47
4:S2:111:VAL:HG23	4:S2:137:ILE:HG22	2.89	0.47
5:S3:11:LEU:HD12	22:D0:86:ILE:HG12	2.04	0.47
6:S4:57:ASN:HB2	6:S4:60:GLU:HB2	1.94	0.47
7:S5:160:VAL:HG12	30:D8:43:ASN:HB3	2.37	0.47
9:S7:147:ASN:N	9:S7:147:ASN:OD1	2.47	0.47
9:S7:47:ARG:HB2	9:S7:59:ALA:HB3	1.96	0.47
36:1:1480:G:H4'	36:1:1481:A:OP1	2.14	0.47
36:1:2533:G:H2'	36:1:2534:G:O4'	2.14	0.47
36:1:2860:U:H2'	36:1:2861:U:H5'	1.96	0.47
36:1:3082:C:H2'	36:1:3083:G:H8	1.79	0.47
36:1:781:G:N7	87:1:3939:OHX:N5	2.61	0.47
36:1:805:G:H1'	41:L4:73:ARG:HH11	1.79	0.47
1:2:1096:C:O2	1:2:1096:C:H2'	2.12	0.47
1:2:778:G:H22	26:D4:10:ARG:HH22	1.60	0.47
40:L3:315:GLY:HA2	36:5:3379:C:H4'	214.88	0.47
87:5:4034:OHX:N1	87:5:4082:OHX:N4	2.62	0.47
87:7:217:OHX:N1	87:7:226:OHX:N5	2.62	0.47
16:C4:20:TYR:CE1	16:C4:22:SER:HB3	2.50	0.47
17:C5:111:MET:HG2	17:C5:119:PHE:CZ	2.50	0.47
17:C5:18:ARG:HG2	20:C8:92:ILE:HA	2.00	0.47
21:C9:7:ARG:HD2	1:6:1366:U:O2'	425.64	0.47
22:D0:27:THR:HB	22:D0:88:LYS:CG	2.51	0.47
39:L2:246:LEU:HD13	36:5:2153:U:H5''	233.20	0.47
39:L2:70:ARG:NH1	39:L2:72:ARG:HH21	7.03	0.47

Continued on next page...

Continued from previous page...

Atom-1	Atom-2	Interatomic distance (Å)	Clash overlap (Å)
40:L3:108:GLU:O	40:L3:134:SER:OG	2.32	0.47
36:1:3242:G:N7	40:L3:150:ARG:HD2	2.29	0.47
41:L4:8:VAL:O	41:L4:16:THR:HB	2.14	0.47
43:L6:47:PHE:CD1	43:L6:74:VAL:HG22	2.76	0.47
45:L8:211:LEU:HD22	45:L8:211:LEU:HA	4.55	0.47
45:L8:74:THR:HB	45:L8:230:LYS:NZ	2.29	0.47
52:M6:65:ASN:O	52:M6:68:ARG:HG2	2.20	0.47
57:N1:14:MET:HE3	57:N1:58:GLN:HB2	2.36	0.47
3:S1:105:PHE:CD2	3:S1:213:ARG:HA	2.50	0.47
6:S4:92:LEU:HB2	6:S4:95:THR:CG2	4.53	0.47
7:S5:162:VAL:HG22	7:S5:167:ARG:HG3	1.97	0.47
7:S5:222:LYS:HA	7:S5:225:ARG:HH11	4.46	0.47
7:S5:25:LEU:N	7:S5:25:LEU:HD13	2.40	0.47
9:S7:143:LEU:HB2	9:S7:147:ASN:O	2.48	0.47
10:S8:36:THR:HG23	10:S8:96:LEU:O	2.14	0.47
36:1:1362:G:O2'	44:L7:158:LYS:HE3	2.13	0.47
36:1:200:C:H5'	36:1:221:A:C2	2.49	0.47
36:1:3010:U:OP2	87:1:4201:OHX:N5	2.47	0.47
36:1:712:G:H2'	36:1:713:U:C6	2.48	0.47
1:2:1649:G:N7	87:2:2050:OHX:N1	2.62	0.47
1:2:330:G:C6	1:2:331:A:C6	3.03	0.47
1:2:494:U:O2'	1:2:495:C:O5'	2.30	0.47
38:4:125:U:H2'	38:4:125:U:O2	2.13	0.47
36:5:1556:C:H5''	36:5:2169:G:H22	1.79	0.47
36:5:1804:A:H2'	36:5:1805:C:H6	1.78	0.47
36:5:3165:A:H61	36:5:3285:C:N4	2.11	0.47
36:5:3354:U:H4'	36:5:3355:U:H5''	1.96	0.47
64:N8:32:ARG:HD2	36:5:38:U:H4'	158.46	0.47
36:5:550:A:H2'	36:5:551:A:C8	2.50	0.47
36:5:985:U:H2'	36:5:986:U:H6	1.79	0.47
1:6:1098:U:C6	1:6:1098:U:H5''	2.49	0.47
1:6:1098:U:H6	1:6:1098:U:H5''	1.79	0.47
1:6:1279:C:H2'	1:6:1280:C:O4'	2.14	0.47
21:C9:89:ARG:NH2	1:6:1562:G:OP1	377.33	0.47
1:6:196:G:C2	1:6:197:A:H1'	2.49	0.47
12:C0:49:LEU:HB3	12:C0:55:VAL:CG1	2.48	0.47
15:C3:55:ARG:NH1	15:C3:56:ASP:OD2	2.46	0.47
22:D0:74:GLU:HG2	1:6:1429:G:C1'	378.30	0.47
24:D2:90:THR:HB	24:D2:94:LEU:HD12	1.96	0.47
29:D7:47:PHE:CE1	29:D7:49:HIS:HB2	2.86	0.47
33:E1:113:LYS:HD2	33:E1:113:LYS:H	1.80	0.47

Continued on next page...

Continued from previous page...

Atom-1	Atom-2	Interatomic distance (Å)	Clash overlap (Å)
39:L2:29:LEU:O	39:L2:123:ARG:NH2	2.99	0.47
41:L4:181:VAL:HG21	41:L4:224:GLY:HA3	2.25	0.47
42:L5:155:THR:HG22	42:L5:179:ARG:HH11	1.85	0.47
42:L5:177:GLU:HG3	42:L5:177:GLU:H	1.52	0.47
42:L5:270:LYS:HE2	42:L5:273:ARG:HB2	6.90	0.47
48:M1:164:LYS:HE3	48:M1:171:VAL:HB	1.96	0.47
49:M3:79:GLU:OE1	49:M3:101:ARG:NH2	2.45	0.47
50:M4:133:LYS:O	50:M4:136:ALA:HB3	2.14	0.47
52:M6:156:LEU:HD22	36:5:3243:A:C8	265.90	0.47
59:N3:3:GLY:HA2	59:N3:40:LYS:HB3	6.39	0.47
38:4:151:C:C5	61:N5:24:LEU:HD11	2.50	0.47
53:M7:172:GLN:NE2	69:O3:60:ARG:O	2.35	0.47
36:1:3173:G:C2	69:O3:96:ALA:HB2	2.48	0.47
71:O5:27:GLU:O	71:O5:31:LEU:HD22	3.40	0.47
71:O5:93:THR:OG1	71:O5:96:GLU:HG3	2.14	0.47
2:S0:172:LEU:O	2:S0:176:LEU:HG	2.14	0.47
6:S4:36:HIS:CD2	6:S4:85:GLY:HA3	2.50	0.47
10:S8:9:HIS:CD2	10:S8:10:LYS:N	2.83	0.47
1:2:512:A:OP2	11:S9:172:VAL:HG13	2.14	0.47
36:1:1043:C:O3'	47:M0:90:ARG:NH1	2.47	0.47
36:1:138:U:H2'	36:1:139:G:C8	2.49	0.47
36:1:1659:U:H2'	36:1:1660:C:C6	2.49	0.47
36:1:2697:A:H2'	36:1:2698:G:H8	1.79	0.47
36:1:2943:G:OP2	40:L3:2:SER:HB2	2.14	0.47
87:1:3950:OHX:N2	87:1:4037:OHX:N6	2.62	0.47
87:1:3959:OHX:N2	87:1:4140:OHX:N4	2.62	0.47
36:1:535:G:O6	87:1:4060:OHX:N3	2.47	0.47
1:2:1528:U:OP1	7:S5:109:LYS:HG2	2.14	0.47
38:4:79:A:H2'	38:4:80:A:O2'	2.14	0.47
36:5:261:U:H2'	36:5:262:U:C6	2.49	0.47
54:M8:138:LEU:HD23	36:5:728:G:H21	179.75	0.47
35:SM:25:ILE:HG12	37:7:39:C:H5'	291.52	0.47
20:C8:116:LEU:HD22	20:C8:116:LEU:H	3.87	0.47
21:C9:111:ILE:HG23	21:C9:113:ILE:HG12	1.96	0.47
22:D0:63:LEU:O	22:D0:83:GLU:HA	2.15	0.47
2:S0:59:LEU:HG	23:D1:79:LEU:HD21	5.14	0.47
24:D2:83:ILE:HG12	24:D2:117:ARG:NH1	2.29	0.47
36:1:2969:A:N7	39:L2:215:ASN:ND2	2.62	0.47
40:L3:62:ARG:O	40:L3:68:HIS:HB2	2.33	0.47
43:L6:131:LYS:HE2	43:L6:131:LYS:HA	5.25	0.47
48:M1:53:THR:HG23	48:M1:59:ILE:O	2.12	0.47

Continued on next page...

Continued from previous page...

Atom-1	Atom-2	Interatomic distance (Å)	Clash overlap (Å)
50:M4:89:ALA:HB1	50:M4:92:GLU:CD	2.35	0.47
51:M5:102:ALA:O	51:M5:106:VAL:HG13	2.17	0.47
52:M6:10:ASP:HB2	52:M6:117:ARG:HG3	1.95	0.47
49:M3:8:PRO:HA	54:M8:164:ARG:O	2.50	0.47
36:1:215:G:OP1	62:N6:12:ARG:HD2	2.14	0.47
63:N7:46:ILE:HG12	63:N7:49:TYR:CE1	3.00	0.47
68:O2:123:LYS:HA	68:O2:126:LEU:HD12	2.82	0.47
36:1:1821:U:N3	70:O4:67:LYS:HD3	2.28	0.47
78:Q2:2:VAL:N	78:Q2:90:HIS:O	2.48	0.47
1:2:1473:U:O2'	7:S5:103:ASN:ND2	2.44	0.47
11:S9:162:SER:O	11:S9:167:ALA:HB3	2.14	0.47
1:2:764:U:OP2	11:S9:78:ARG:NH1	2.47	0.47
36:1:112:U:O2'	36:1:113:C:P	2.71	0.47
36:1:1211:U:H2'	36:1:1212:A:C8	2.49	0.47
36:1:1340:G:H2'	36:1:1341:U:H6	1.79	0.47
36:1:1454:A:H5''	36:1:1455:U:C5'	2.45	0.47
36:1:2414:G:H2'	36:1:2415:C:O4'	2.14	0.47
36:1:2986:U:H2'	36:1:2987:A:H8	1.79	0.47
36:1:1840:U:OP2	87:1:3977:OHX:N5	2.47	0.47
87:1:4032:OHX:N6	87:1:4044:OHX:N5	2.62	0.47
36:1:661:G:P	64:N8:12:ARG:HH22	2.37	0.47
1:2:1175:U:H2'	1:2:1176:G:C8	2.49	0.47
1:2:1291:G:H2'	1:2:1292:G:H8	1.79	0.47
1:2:919:A:H2'	1:2:920:U:C6	2.50	0.47
37:3:106:U:H2'	37:3:107:C:C6	2.50	0.47
38:4:91:C:H2'	38:4:92:A:C8	2.50	0.47
36:5:2314:U:O4	87:5:3979:OHX:N5	2.48	0.47
36:5:2568:C:O2'	36:5:2569:A:O5'	2.28	0.47
36:5:3189:G:H2'	36:5:3190:C:O4'	2.14	0.47
36:5:3242:G:N2	36:5:3245:A:H5''	2.30	0.47
87:5:4067:OHX:N3	87:5:4143:OHX:N6	2.62	0.47
36:5:2239:G:OP2	87:5:4192:OHX:N6	2.48	0.47
87:5:3974:OHX:N3	87:5:4242:OHX:N2	2.62	0.47
36:5:937:G:N3	36:5:963:G:H1'	2.30	0.47
1:6:104:A:OP2	1:6:308:C:N4	2.44	0.47
16:C4:136:ARG:HD2	1:6:1769:U:O2	304.03	0.47
1:6:1150:G:O6	87:6:2116:OHX:N5	2.47	0.47
1:6:542:A:H1'	1:6:543:C:OP1	2.14	0.47
1:6:755:A:O2'	1:6:756:A:OP1	2.33	0.47
37:7:91:G:H2'	37:7:92:A:C8	2.49	0.47
14:C2:32:LEU:O	14:C2:36:LEU:N	2.41	0.47

Continued on next page...

Continued from previous page...

Atom-1	Atom-2	Interatomic distance (Å)	Clash overlap (Å)
15:C3:36:GLN:O	15:C3:39:LYS:N	4.31	0.47
33:E1:98:VAL:HG22	33:E1:99:LYS:H	1.78	0.47
39:L2:143:GLU:O	39:L2:145:LYS:HG2	2.13	0.47
40:L3:161:LEU:HD22	40:L3:178:LEU:HD11	1.97	0.47
41:L4:181:VAL:O	41:L4:182:LEU:CB	2.61	0.47
42:L5:165:GLY:HA2	42:L5:168:ASP:HB2	1.96	0.47
42:L5:64:ILE:HD13	42:L5:144:VAL:HG21	1.95	0.47
42:L5:85:ARG:HD3	42:L5:86:TYR:CE2	2.50	0.47
43:L6:89:THR:HG21	50:M4:115:PHE:HB2	2.06	0.47
47:M0:16:PRO:HD3	47:M0:128:ARG:NH1	4.31	0.47
53:M7:4:TYR:CE1	53:M7:16:SER:HB2	2.57	0.47
54:M8:122:ILE:HG23	54:M8:126:GLN:HB2	2.13	0.47
55:M9:104:ARG:NH1	36:5:1949:G:H5''	220.35	0.47
56:N0:113:ARG:HB2	56:N0:114:HIS:CD2	2.50	0.47
57:N1:48:ILE:HG13	57:N1:94:GLU:HG2	2.26	0.47
58:N2:100:THR:O	58:N2:101:ASN:HB2	2.15	0.47
61:N5:39:LYS:HG3	36:5:13:A:H4'	120.36	0.47
64:N8:128:ARG:HB2	72:O6:8:ALA:CB	4.76	0.47
38:4:67:U:H5''	73:O7:84:SER:O	2.15	0.47
74:O8:46:ARG:HH21	74:O8:51:LEU:HB2	2.52	0.47
5:S3:59:LEU:HA	5:S3:66:ILE:HB	3.71	0.47
34:SR:309:VAL:HB	34:SR:311:ARG:NH1	2.51	0.47
36:1:1233:G:H1	36:1:1255:C:N4	2.00	0.47
36:1:1770:G:H5'	36:1:1771:C:OP2	2.14	0.47
36:1:2105:G:C2'	36:1:2106:A:H5'	2.44	0.47
36:1:3112:G:O2'	46:L9:70:THR:HB	2.15	0.47
36:1:1942:U:O2'	36:1:3345:G:O2'	2.22	0.47
1:2:1029:U:OP2	28:D6:12:LYS:NZ	2.43	0.47
1:2:1525:A:OP1	21:C9:82:GLY:HA2	2.15	0.47
1:2:432:G:H2'	1:2:433:C:O4'	2.14	0.47
1:2:894:U:H2'	1:2:895:G:C8	2.50	0.47
55:M9:18:GLY:HA3	36:5:1874:A:H5''	136.66	0.47
36:5:1938:U:O4	87:5:3951:OHX:N1	2.48	0.47
36:5:2771:U:H2'	36:5:2772:C:C6	2.49	0.47
1:6:1489:U:H5'	1:6:1494:C:H1'	1.97	0.47
1:6:1690:G:H1	1:6:1711:C:H42	1.60	0.47
1:6:837:G:O6	87:6:2102:OHX:N1	2.48	0.47
1:6:532:U:H2'	1:6:533:U:O4'	2.14	0.47
1:6:654:C:H2'	1:6:655:G:C8	2.50	0.47
1:6:874:C:H2'	1:6:875:G:C8	2.50	0.47
42:L5:269:SER:OG	37:7:1:G:C2	316.35	0.47

Continued on next page...

Continued from previous page...

Atom-1	Atom-2	Interatomic distance (Å)	Clash overlap (Å)
75:O9:27:ILE:HD13	38:8:52:A:H62	78.37	0.47
14:C2:132:GLU:H	14:C2:132:GLU:CD	2.16	0.47
14:C2:132:GLU:HA	14:C2:135:MET:HB2	1.97	0.47
17:C5:33:PHE:CE1	17:C5:112:LEU:HD13	3.10	0.47
1:2:1386:G:OP2	19:C7:44:LYS:NZ	2.47	0.47
22:D0:51:VAL:HG13	22:D0:94:GLU:HB2	1.95	0.47
25:D3:69:ARG:NH1	25:D3:116:ASP:OD1	2.47	0.47
28:D6:37:LYS:O	28:D6:38:ARG:HD2	2.15	0.47
41:L4:208:VAL:O	41:L4:251:THR:HG23	2.15	0.47
41:L4:339:LEU:HA	41:L4:342:LYS:HB3	4.66	0.47
45:L8:36:ILE:O	45:L8:38:GLN:HG2	2.14	0.47
46:L9:90:MET:HG2	46:L9:181:VAL:HA	1.96	0.47
48:M1:59:ILE:HD12	48:M1:65:ILE:HD11	2.31	0.47
48:M1:90:GLN:OE1	48:M1:172:LEU:HD11	2.15	0.47
36:1:729:C:O2'	54:M8:79:LYS:HE2	2.15	0.47
58:N2:47:VAL:C	58:N2:49:ASN:H	2.52	0.47
71:O5:78:LYS:HA	71:O5:81:ARG:CD	2.38	0.47
71:O5:85:THR:HG22	71:O5:88:LEU:HB2	2.32	0.47
79:Q3:36:ARG:HG2	79:Q3:48:LYS:HD2	3.75	0.47
9:S7:44:LYS:HG3	9:S7:63:PRO:HD3	2.74	0.47
36:1:1560:G:O2'	36:1:1561:G:H5'	2.14	0.47
36:1:1818:U:H2'	36:1:1819:U:O4'	2.14	0.47
36:1:1819:U:O4	87:1:4040:OHX:N6	2.47	0.47
36:1:2339:C:P	59:N3:48:ARG:HG2	2.54	0.47
36:1:2443:A:N6	36:1:2504:U:C4	2.81	0.47
87:1:4132:OHX:N5	87:1:4164:OHX:N6	2.63	0.47
1:2:130:C:O2'	1:2:131:C:OP1	2.23	0.47
1:2:226:A:H2'	1:2:227:U:H5'	1.96	0.47
36:5:1710:C:H2'	36:5:1711:C:H6	1.80	0.47
39:L2:221:LYS:NZ	36:5:2965:U:O2	213.28	0.47
1:6:221:A:C2'	1:6:222:A:H5'	2.44	0.47
1:6:808:U:H2'	1:6:809:A:C8	2.49	0.47
18:C6:53:LEU:HG	18:C6:53:LEU:H	1.33	0.47
18:C6:82:ARG:HH22	18:C6:114:ARG:HG3	4.37	0.47
25:D3:124:VAL:O	25:D3:125:VAL:HG23	2.14	0.47
32:E0:28:LYS:HE2	1:6:542:A:H61	430.07	0.47
33:E1:103:LEU:HD13	33:E1:131:PHE:HD2	6.21	0.47
41:L4:334:PHE:CG	41:L4:339:LEU:HD11	4.91	0.47
48:M1:139:THR:HG22	48:M1:146:GLY:O	2.58	0.47
17:C5:12:PHE:CZ	48:M1:85:LYS:HE2	9.05	0.47
52:M6:98:ALA:HA	52:M6:101:ARG:NH1	2.39	0.47

Continued on next page...

Continued from previous page...

Atom-1	Atom-2	Interatomic distance (Å)	Clash overlap (Å)
53:M7:64:ASN:O	53:M7:67:ILE:HG12	2.84	0.47
58:N2:36:TYR:OH	58:N2:82:LYS:HG2	2.14	0.47
62:N6:125:LYS:O	62:N6:126:LEU:HG	2.25	0.47
62:N6:120:GLN:CD	62:N6:126:LEU:HA	8.20	0.47
62:N6:3:LYS:NZ	62:N6:5:SER:O	3.37	0.47
63:N7:21:LYS:NZ	63:N7:47:GLU:O	3.05	0.47
63:N7:85:TYR:HE2	63:N7:129:TRP:CE2	3.06	0.47
2:S0:84:ARG:NH2	2:S0:201:LEU:HD12	3.76	0.47
3:S1:134:VAL:HB	3:S1:219:LYS:HB2	1.97	0.47
7:S5:42:LEU:HB2	7:S5:46:TRP:O	2.14	0.47
7:S5:93:LEU:HD23	7:S5:93:LEU:HA	2.25	0.47
8:S6:164:LYS:O	8:S6:166:GLU:N	2.47	0.47
9:S7:162:ILE:HA	9:S7:165:LYS:HG3	1.97	0.47
10:S8:54:LYS:HG2	10:S8:175:GLN:O	2.15	0.47
11:S9:153:GLU:O	11:S9:156:ILE:HG13	2.15	0.47
35:SM:35:ALA:O	35:SM:37:VAL:N	2.92	0.47
35:SM:84:LYS:HB2	35:SM:84:LYS:HE3	4.74	0.47
34:SR:16:HIS:CE1	34:SR:43:ILE:HG12	2.50	0.47
36:1:1216:C:H6	36:1:1216:C:C5'	2.28	0.47
36:1:1506:A:C2	36:1:1513:G:C2	3.03	0.47
36:1:2105:G:O2'	36:1:2106:A:H5'	2.14	0.47
36:1:2662:G:H2'	36:1:2663:G:C8	2.50	0.47
36:1:3353:G:HO2'	36:1:3354:U:P	2.37	0.47
36:1:792:G:H2'	36:1:793:C:C6	2.49	0.47
1:2:1055:U:O4	87:2:2164:OHX:N3	2.48	0.47
1:2:733:A:H4'	1:2:734:A:C5	2.50	0.47
68:O2:43:ARG:NH1	36:5:1368:U:H5'	194.56	0.47
71:O5:95:PHE:CD2	36:5:136:G:H5'	63.28	0.47
36:5:1560:G:C6	36:5:1580:A:N6	2.83	0.47
59:N3:48:ARG:HG3	36:5:2339:C:OP2	247.63	0.47
87:5:4034:OHX:N1	87:5:4082:OHX:N2	2.62	0.47
49:M3:68:LYS:HE2	36:5:699:A:OP1	97.86	0.47
36:5:996:A:C2	36:5:1054:A:C4	3.03	0.47
1:6:1698:G:N2	1:6:1699:G:N7	2.62	0.47
1:6:484:C:H42	1:6:503:G:N2	2.12	0.47
1:6:546:U:H2'	1:6:547:U:H6	1.78	0.47
1:6:94:U:H2'	1:6:95:G:O4'	2.15	0.47
7:S5:73:THR:HG21	18:C6:114:ARG:HE	5.92	0.47
21:C9:28:LEU:HB3	21:C9:29:GLU:H	3.66	0.47
22:D0:17:GLN:HA	22:D0:97:VAL:HG12	1.95	0.47
1:2:609:U:O2'	25:D3:23:ARG:HD3	2.15	0.47

Continued on next page...

Continued from previous page...

Atom-1	Atom-2	Interatomic distance (Å)	Clash overlap (Å)
1:2:780:A:H8	26:D4:8:ARG:HB3	1.78	0.47
33:E1:106:TYR:CZ	33:E1:131:PHE:HZ	3.18	0.47
40:L3:232:ARG:HG2	40:L3:233:TRP:CD1	2.50	0.47
42:L5:261:THR:OG1	42:L5:264:GLN:HG3	2.17	0.47
46:L9:117:PHE:O	46:L9:120:ASP:HB2	2.15	0.47
46:L9:188:THR:HB	46:L9:189:GLU:H	3.40	0.47
47:M0:36:LEU:HD12	47:M0:87:LEU:HB3	3.36	0.47
48:M1:21:ILE:HG13	48:M1:37:LEU:HD11	1.97	0.47
57:N1:119:ALA:O	57:N1:122:GLN:N	2.46	0.47
61:N5:57:LEU:HD22	61:N5:62:VAL:HG22	4.54	0.47
78:Q2:59:HIS:O	78:Q2:61:LYS:HG2	6.13	0.47
2:S0:31:VAL:HG21	1:6:1040:G:H5''	383.47	0.47
3:S1:133:TYR:CZ	3:S1:181:LEU:HD12	4.68	0.47
4:S2:58:LEU:HD22	23:D1:15:ARG:HG3	1.97	0.47
5:S3:48:VAL:HB	5:S3:86:LEU:HD12	1.95	0.47
6:S4:131:LEU:HA	6:S4:131:LEU:HD22	1.76	0.47
1:2:79:C:H4'	8:S6:173:PRO:O	2.14	0.47
9:S7:35:LYS:HZ2	9:S7:39:ARG:HD2	1.80	0.47
9:S7:77:LEU:O	9:S7:81:LEU:HG	2.15	0.47
36:1:1355:A:H4'	36:1:1356:U:O5'	2.14	0.47
36:1:1498:A:H2'	36:1:1499:C:C6	2.50	0.47
36:1:1615:C:H2'	36:1:1616:U:C6	2.50	0.47
36:1:1675:G:H2'	36:1:1676:A:H8	1.79	0.47
1:2:1328:G:OP1	5:S3:159:HIS:N	2.20	0.47
1:2:1397:U:C4	1:2:1399:C:H1'	2.50	0.47
1:2:514:G:O2'	1:2:515:A:H5'	2.15	0.47
1:2:712:G:H2'	1:2:713:A:O4'	2.14	0.47
1:2:720:G:H2'	1:2:720:G:N3	2.30	0.47
1:2:981:U:H2'	1:2:982:U:H5'	1.97	0.47
36:5:1276:U:H2'	36:5:1277:C:C6	2.50	0.47
36:5:1701:C:H2'	36:5:1702:U:O4'	2.14	0.47
36:5:2304:C:C5	36:5:2305:G:C6	3.03	0.47
36:5:3364:C:OP1	87:5:3943:OHX:N1	2.47	0.47
1:6:1030:A:H4'	1:6:1031:U:OP2	2.14	0.47
1:6:1208:A:N1	1:6:1455:G:N2	2.60	0.47
1:6:53:G:H2'	1:6:54:C:O4'	2.14	0.47
1:6:71:A:H2'	1:6:72:A:O4'	2.14	0.47
37:7:112:G:OP2	87:7:220:OHX:N2	2.48	0.47
39:L2:15:ILE:HG23	39:L2:194:ASN:ND2	5.80	0.47
36:1:2242:A:H5'	39:L2:243:THR:HG23	1.97	0.47
39:L2:30:ARG:NH2	39:L2:33:ASP:OD2	2.62	0.47

Continued on next page...

Continued from previous page...

Atom-1	Atom-2	Interatomic distance (Å)	Clash overlap (Å)
39:L2:80:GLU:HG3	79:Q3:66:GLY:HA2	1.97	0.47
45:L8:195:SER:O	45:L8:195:SER:OG	2.47	0.47
46:L9:17:THR:HG21	50:M4:3:THR:HB	1.96	0.47
47:M0:152:LEU:HA	47:M0:152:LEU:HD23	1.73	0.47
51:M5:184:LYS:H	51:M5:186:GLY:H	1.63	0.47
65:N9:38:LYS:HG3	65:N9:38:LYS:O	3.99	0.47
87:O9:101:OHX:N5	36:5:357:A:OP2	116.53	0.47
8:S6:58:LYS:O	8:S6:59:GLN:HB2	2.14	0.47
36:1:1317:A:O2'	36:1:1318:A:H3'	2.15	0.47
36:1:1438:U:H2'	36:1:1439:U:C6	2.49	0.47
36:1:3159:C:OP1	87:1:4149:OHX:N1	2.47	0.47
36:1:530:G:N7	87:1:3918:OHX:N6	2.62	0.47
1:2:1082:C:H42	1:2:1091:A:H62	1.63	0.47
1:2:1157:A:O2'	1:2:1158:C:OP1	2.29	0.47
1:2:142:G:H5''	8:S6:139:ASN:ND2	2.29	0.47
1:2:1516:A:O2'	1:2:1517:U:H5'	2.15	0.47
1:2:524:U:H2'	1:2:526:A:OP2	2.15	0.47
37:3:64:A:H3'	47:M0:204:GLY:O	2.14	0.47
36:5:1481:A:H2'	36:5:1858:A:H1'	1.97	0.47
36:5:2103:U:H2'	36:5:2104:A:H8	1.77	0.47
36:5:345:G:H2'	38:8:25:G:O2'	2.15	0.47
36:5:2973:G:N7	87:5:4117:OHX:N1	2.62	0.47
87:5:4203:OHX:N6	87:8:224:OHX:N3	2.62	0.47
1:6:653:C:H42	1:6:677:G:H1	1.62	0.47
15:C3:54:LEU:HB3	15:C3:60:VAL:HG11	2.91	0.47
16:C4:122:PRO:O	16:C4:124:ASP:N	2.48	0.47
18:C6:115:THR:HG23	18:C6:118:ILE:O	5.00	0.47
26:D4:12:VAL:HG13	26:D4:23:PHE:HB3	2.08	0.47
31:D9:33:LYS:HD3	31:D9:34:TYR:CE2	2.50	0.47
25:D3:90:ASP:OD2	32:E0:12:GLY:HA2	2.18	0.47
33:E1:131:PHE:HB2	1:6:1253:U:OP1	456.50	0.47
40:L3:154:TYR:CD1	36:5:3242:G:H2'	261.60	0.47
40:L3:84:VAL:HG13	40:L3:162:VAL:HB	1.96	0.47
43:L6:52:VAL:HG11	43:L6:65:ILE:HG13	2.34	0.47
45:L8:152:LEU:HB3	45:L8:180:VAL:HG11	1.97	0.47
47:M0:86:HIS:HB3	47:M0:139:ARG:HG3	1.96	0.47
51:M5:159:ARG:HG3	51:M5:159:ARG:H	1.56	0.47
57:N1:68:THR:HG22	57:N1:71:SER:N	2.79	0.47
38:4:133:G:H4'	61:N5:55:ASN:ND2	2.29	0.47
63:N7:104:PRO:O	63:N7:108:GLU:HG3	2.15	0.47
66:O0:98:SER:OG	66:O0:100:ILE:HG23	2.40	0.47

Continued on next page...

Continued from previous page...

Atom-1	Atom-2	Interatomic distance (Å)	Clash overlap (Å)
73:O7:69:HIS:ND1	73:O7:72:ARG:NH2	2.63	0.47
3:S1:197:ILE:HG22	3:S1:210:ILE:HD13	3.08	0.47
3:S1:71:ALA:HB3	16:C4:114:ARG:HH12	2.62	0.47
9:S7:162:ILE:HB	9:S7:169:PHE:HE2	1.79	0.47
10:S8:8:ARG:HG3	10:S8:8:ARG:O	2.15	0.47
11:S9:134:ILE:N	11:S9:134:ILE:HD12	4.23	0.47
35:SM:57:ASN:O	35:SM:61:ILE:HG22	5.75	0.47
34:SR:220:ILE:HB	34:SR:234:LEU:HB2	2.20	0.47
36:1:1856:C:H2'	36:1:1857:C:H6	1.80	0.47
36:1:1933:A:OP2	87:1:3883:OHX:N6	2.48	0.47
36:1:2683:U:H2'	36:1:2684:C:H6	1.79	0.47
36:1:2775:U:H2'	36:1:2776:C:C6	2.50	0.47
36:1:3048:A:C5'	40:L3:53:MET:HE3	2.45	0.47
1:2:1029:U:O4	87:2:2168:OHX:N3	2.47	0.47
1:2:417:A:H4'	1:2:418:G:O5'	2.14	0.47
1:2:481:A:H61	1:2:505:A:H62	1.62	0.47
36:5:1573:G:C6	36:5:1574:C:H1'	2.49	0.47
36:5:1813:A:H2'	36:5:1814:A:H5''	1.96	0.47
75:O9:4:GLN:HE21	36:5:1833:G:H21	127.37	0.47
36:5:2250:G:C2'	36:5:2251:G:H5'	2.45	0.47
36:5:3219:G:H4'	36:5:3220:G:H5'	1.96	0.47
36:5:2924:U:O4	87:5:4060:OHX:N2	2.48	0.47
36:5:1409:G:N7	87:5:4162:OHX:N6	2.62	0.47
41:L4:93:MET:HB2	36:5:658:G:N2	146.29	0.47
36:5:702:C:O2	36:5:788:C:H4'	2.15	0.47
1:6:1071:U:H2'	1:6:1072:C:C6	2.51	0.47
1:6:1699:G:H2'	1:6:1700:C:H5'	1.97	0.47
1:6:577:G:N1	87:6:2160:OHX:N4	2.62	0.47
8:S6:154:ARG:HD3	1:6:78:A:C8	341.54	0.47
1:6:841:U:H2'	1:6:842:C:C6	2.50	0.47
12:C0:3:MET:SD	12:C0:8:ARG:NH1	2.88	0.47
13:C1:69:LYS:C	13:C1:70:ILE:HD12	2.67	0.47
14:C2:46:ARG:HE	33:E1:102:VAL:CG2	6.06	0.47
19:C7:87:GLU:HG2	19:C7:88:VAL:O	2.15	0.47
20:C8:17:LEU:O	20:C8:20:THR:N	3.14	0.47
22:D0:102:ARG:HG3	22:D0:103:ILE:N	4.72	0.47
40:L3:339:ARG:HG2	40:L3:340:LYS:O	2.15	0.47
53:M7:60:PHE:CE2	53:M7:82:ARG:HB2	2.50	0.47
53:M7:67:ILE:HD11	36:5:1447:G:H3'	165.58	0.47
53:M7:36:ILE:CD1	53:M7:95:LEU:HD11	2.44	0.47
63:N7:27:LYS:HD2	63:N7:28:PRO:HD2	1.97	0.47

Continued on next page...

Continued from previous page...

Atom-1	Atom-2	Interatomic distance (Å)	Clash overlap (Å)
63:N7:4:PHE:O	63:N7:5:LEU:HB2	4.65	0.47
63:N7:60:LYS:HA	63:N7:60:LYS:HD2	1.75	0.47
70:O4:20:ILE:HA	70:O4:20:ILE:HD13	1.61	0.47
72:O6:59:ASP:O	72:O6:63:ASN:HB2	2.70	0.47
2:S0:66:ALA:HB2	23:D1:37:ALA:HB2	1.98	0.47
2:S0:71:GLU:HA	2:S0:95:ALA:N	2.30	0.47
4:S2:147:ASN:HB3	23:D1:4:ASP:CA	2.43	0.47
7:S5:81:ARG:HD3	7:S5:82:PHE:CE2	2.50	0.47
9:S7:113:PRO:HG2	9:S7:116:ARG:HD2	1.97	0.47
14:C2:124:LYS:C	35:SM:169:ALA:HB2	8.00	0.47
34:SR:106:HIS:CE1	34:SR:126:SER:HB3	2.99	0.47
34:SR:109:ASP:HB2	34:SR:127:ARG:HD2	1.97	0.47
36:1:1299:U:H2'	36:1:1300:G:O4'	2.16	0.46
36:1:1863:G:N1	36:1:1866:C:OP2	2.46	0.46
36:1:261:U:H2'	36:1:262:U:C6	2.50	0.46
36:1:3004:C:H4'	40:L3:99:LEU:O	2.15	0.46
1:2:138:A:N6	1:2:266:A:H61	2.13	0.46
1:2:1762:A:C1'	1:2:1783:C:H5'	2.45	0.46
1:2:1119:G:O6	87:2:2147:OHX:N1	2.49	0.46
36:5:1728:G:H5''	36:5:1730:G:O4'	2.15	0.46
36:5:174:C:H42	36:5:244:G:H1	1.64	0.46
36:5:1802:C:H2'	36:5:1803:C:H6	1.78	0.46
36:5:913:A:H2	36:5:2134:G:N3	2.13	0.46
36:5:2507:C:O2'	36:5:2508:U:OP1	2.28	0.46
36:5:2734:A:OP1	87:5:4047:OHX:N6	2.48	0.46
36:5:2746:A:H2'	36:5:2747:A:O4'	2.15	0.46
36:5:3227:A:H2'	36:5:3228:C:H5'	1.98	0.46
87:5:4012:OHX:N3	87:5:4200:OHX:N1	2.63	0.46
1:6:1673:G:O5'	1:6:1673:G:H8	1.99	0.46
1:6:217:A:O2'	1:6:218:A:O5'	2.26	0.46
1:6:336:G:H2'	1:6:338:C:H5	1.80	0.46
1:6:645:C:H2'	1:6:646:C:H6	1.80	0.46
1:6:647:G:H1	1:6:687:G:H1	1.62	0.46
1:2:961:U:H5''	15:C3:71:ILE:HD12	1.97	0.46
18:C6:50:GLU:OE2	18:C6:82:ARG:NH2	2.69	0.46
20:C8:26:ILE:O	20:C8:31:ALA:HB2	2.33	0.46
20:C8:35:ILE:O	20:C8:38:VAL:HG22	2.16	0.46
18:C6:34:SER:OG	21:C9:7:ARG:O	2.95	0.46
40:L3:187:SER:OG	40:L3:190:GLU:HG3	2.15	0.46
45:L8:94:PHE:CZ	45:L8:200:LEU:HG	2.50	0.46
46:L9:115:ARG:NH1	46:L9:123:ILE:HD13	2.29	0.46

Continued on next page...

Continued from previous page...

Atom-1	Atom-2	Interatomic distance (Å)	Clash overlap (Å)
46:L9:166:ARG:HH21	46:L9:168:ARG:NH1	11.18	0.46
49:M3:83:ALA:HA	49:M3:117:LYS:HE3	1.96	0.46
54:M8:57:ILE:HG21	54:M8:57:ILE:HD13	1.55	0.46
56:N0:137:ARG:HD3	36:5:1213:G:OP1	325.86	0.46
61:N5:57:LEU:HA	61:N5:57:LEU:HD12	1.63	0.46
62:N6:102:SER:O	62:N6:103:LYS:HD3	2.92	0.46
62:N6:12:ARG:HG2	36:5:215:G:OP1	88.62	0.46
66:O0:9:SER:OG	66:O0:12:GLN:HB3	3.81	0.46
68:O2:8:LYS:HE3	68:O2:8:LYS:HB2	1.51	0.46
70:O4:74:ARG:HD2	70:O4:85:VAL:HG21	3.81	0.46
6:S4:247:SER:OG	6:S4:250:GLU:HG3	2.15	0.46
6:S4:61:VAL:HA	6:S4:64:ILE:HD12	3.19	0.46
8:S6:2:LYS:HE2	8:S6:17:GLU:OE2	4.53	0.46
9:S7:98:ILE:HG12	9:S7:121:VAL:HG21	2.18	0.46
35:SM:70:ASN:O	35:SM:74:LYS:HD3	2.16	0.46
36:1:199:A:C4	36:1:201:A:C8	3.04	0.46
36:1:2288:G:H2'	36:1:2289:U:C6	2.51	0.46
36:1:2737:C:H4'	57:N1:68:THR:OG1	2.16	0.46
36:1:3007:U:OP1	52:M6:73:PHE:HA	2.16	0.46
36:1:2766:U:O4	87:1:4037:OHX:N2	2.47	0.46
1:2:112:A:O2'	1:2:113:U:H5'	2.14	0.46
1:2:264:G:N7	87:2:2033:OHX:N1	2.63	0.46
1:2:380:U:C5	11:S9:5:PRO:HA	2.49	0.46
1:2:978:A:H2'	1:2:979:A:O4'	2.15	0.46
36:5:3018:C:C4	36:5:3019:U:C4	3.02	0.46
36:5:920:A:OP1	36:5:922:U:H5	1.98	0.46
36:5:806:A:H5''	36:5:936:A:H61	1.81	0.46
36:5:981:U:H2'	36:5:982:C:H6	1.79	0.46
1:6:1541:G:C6	1:6:1542:G:N1	2.83	0.46
1:6:1727:G:H2'	1:6:1728:A:C8	2.51	0.46
28:D6:5:ARG:NH1	1:6:1796:C:OP2	340.94	0.46
1:6:1680:G:O6	87:6:2190:OHX:N4	2.48	0.46
1:6:475:A:H2'	1:6:476:U:O4'	2.15	0.46
1:6:950:C:H2'	1:6:951:A:C8	2.50	0.46
12:C0:16:PHE:HD2	12:C0:76:LEU:HD23	1.81	0.46
16:C4:89:THR:O	16:C4:128:LYS:HE2	2.39	0.46
18:C6:115:THR:HG22	18:C6:116:LEU:N	5.17	0.46
23:D1:18:SER:HG	23:D1:54:ALA:H	1.63	0.46
23:D1:60:ARG:HG2	23:D1:65:SER:HB2	1.95	0.46
25:D3:103:LEU:HA	25:D3:103:LEU:HD23	2.09	0.46
25:D3:79:ASN:HB3	25:D3:81:LYS:H	1.80	0.46

Continued on next page...

Continued from previous page...

Atom-1	Atom-2	Interatomic distance (Å)	Clash overlap (Å)
27:D5:60:VAL:HG13	27:D5:101:TYR:HB2	2.15	0.46
29:D7:61:THR:HG23	29:D7:62:ILE:H	2.45	0.46
33:E1:135:HIS:ND1	33:E1:138:ARG:HD2	2.31	0.46
39:L2:48:ILE:HG13	39:L2:48:ILE:O	2.14	0.46
42:L5:153:THR:HG23	42:L5:160:PHE:HZ	1.80	0.46
42:L5:4:GLN:CD	42:L5:4:GLN:H	2.16	0.46
43:L6:43:LEU:HD21	43:L6:85:ILE:HG13	1.99	0.46
43:L6:55:LEU:HD12	43:L6:64:LEU:HD13	2.75	0.46
47:M0:24:ARG:HG3	47:M0:24:ARG:NH1	2.28	0.46
36:1:3178:A:C2	52:M6:115:LYS:HG2	2.50	0.46
53:M7:69:ARG:HG2	53:M7:79:THR:CG2	4.41	0.46
54:M8:165:ILE:HD11	54:M8:172:PHE:HB3	1.97	0.46
36:1:2763:U:H5'	54:M8:176:ARG:HG3	1.96	0.46
55:M9:110:ARG:HA	55:M9:115:ILE:HG22	1.97	0.46
55:M9:35:ALA:O	55:M9:36:ASN:ND2	6.30	0.46
60:N4:5:ILE:HD12	60:N4:10:GLY:HA2	1.96	0.46
63:N7:52:LYS:O	63:N7:65:ARG:NH1	2.48	0.46
68:O2:101:SER:O	68:O2:105:ARG:HG3	2.14	0.46
71:O5:6:ALA:O	71:O5:10:ARG:HG3	2.31	0.46
79:Q3:42:CYS:SG	79:Q3:44:LYS:HG3	3.96	0.46
2:S0:146:LEU:HD21	2:S0:173:ILE:HG21	1.96	0.46
5:S3:22:ASN:O	5:S3:26:THR:OG1	2.22	0.46
6:S4:71:LYS:HB2	6:S4:75:LYS:O	2.15	0.46
6:S4:77:ARG:HG3	6:S4:77:ARG:HH11	4.40	0.46
8:S6:48:TYR:CE2	8:S6:121:LEU:HD22	5.03	0.46
10:S8:106:ALA:HB2	10:S8:165:LEU:HG	2.21	0.46
11:S9:87:SER:OG	11:S9:90:LYS:HB2	3.26	0.46
35:SM:85:SER:O	35:SM:87:THR:N	2.47	0.46
34:SR:44:SER:O	34:SR:58:VAL:HG13	4.46	0.46
36:1:1554:U:H4'	36:1:1555:U:OP1	2.16	0.46
36:1:2366:C:H5'	40:L3:259:HIS:CE1	2.50	0.46
87:1:3910:OHX:N6	51:M5:32:GLN:O	2.48	0.46
1:2:1518:C:OP1	87:2:2120:OHX:N5	2.49	0.46
87:2:2074:OHX:N6	87:2:2161:OHX:N5	2.63	0.46
1:2:1561:U:OP1	87:2:2178:OHX:N3	2.48	0.46
36:5:1024:G:N2	36:5:1026:A:OP2	2.49	0.46
36:5:2112:U:C4'	36:5:2113:A:H5'	2.44	0.46
36:5:2875:U:C2'	36:5:2876:C:O5'	2.63	0.46
36:5:3027:A:H2'	36:5:3028:G:O4'	2.15	0.46
36:5:3131:U:H2'	36:5:3132:C:C6	2.51	0.46
36:5:378:A:N7	36:5:391:A:H2	2.13	0.46

Continued on next page...

Continued from previous page...

Atom-1	Atom-2	Interatomic distance (Å)	Clash overlap (Å)
87:5:4024:OHX:N4	87:5:4216:OHX:N3	2.63	0.46
1:6:1363:U:O2'	1:6:1364:G:H5'	2.14	0.46
1:6:30:G:H2'	1:6:31:C:C6	2.50	0.46
14:C2:129:GLU:O	14:C2:133:LEU:HD13	2.15	0.46
16:C4:81:VAL:HG13	16:C4:115:ILE:HG12	5.23	0.46
16:C4:129:LYS:HE2	87:6:2172:OHX:N2	281.59	0.46
20:C8:140:THR:HA	20:C8:143:ARG:NH1	2.44	0.46
21:C9:118:PRO:C	21:C9:120:GLY:H	2.50	0.46
22:D0:82:TYR:OH	31:D9:44:ARG:HD2	3.32	0.46
24:D2:38:LEU:HD23	24:D2:41:MET:HE3	2.14	0.46
26:D4:7:ILE:HD11	26:D4:43:LYS:HD2	1.96	0.46
27:D5:97:LYS:HG3	27:D5:98:GLN:H	1.80	0.46
29:D7:3:LEU:HA	29:D7:3:LEU:HD22	1.66	0.46
31:D9:21:CYS:HA	31:D9:30:LEU:HD21	2.51	0.46
33:E1:94:LYS:HB3	33:E1:95:HIS:H	1.52	0.46
40:L3:19:ARG:HG3	40:L3:273:HIS:NE2	2.31	0.46
41:L4:178:LEU:HD23	41:L4:178:LEU:HA	2.17	0.46
44:L7:191:VAL:O	44:L7:191:VAL:HG12	2.15	0.46
44:L7:228:SER:HA	44:L7:232:ARG:HH21	3.00	0.46
45:L8:81:THR:HG1	45:L8:82:LEU:H	3.17	0.46
36:1:3187:A:H5''	50:M4:8:LYS:HE2	1.96	0.46
52:M6:124:LEU:HA	52:M6:124:LEU:HD12	1.81	0.46
52:M6:193:GLN:O	52:M6:196:ALA:HB3	2.40	0.46
52:M6:58:LEU:HA	52:M6:72:HIS:CD2	2.95	0.46
56:N0:117:ARG:HG2	56:N0:117:ARG:H	2.15	0.46
40:L3:70:ARG:HH12	59:N3:120:LYS:HZ2	1.64	0.46
78:Q2:14:GLY:O	78:Q2:18:ARG:HG3	4.26	0.46
78:Q2:33:ALA:O	78:Q2:34:SER:HB3	2.14	0.46
3:S1:113:MET:HE2	3:S1:142:PHE:CE2	5.63	0.46
3:S1:140:ILE:O	3:S1:210:ILE:HA	2.15	0.46
4:S2:139:ILE:HD11	4:S2:191:ALA:O	3.97	0.46
11:S9:162:SER:OG	11:S9:163:PRO:O	2.33	0.46
11:S9:171:ARG:HE	11:S9:174:ARG:CB	5.36	0.46
34:SR:66:HIS:HB3	34:SR:85:TRP:HB2	1.97	0.46
36:1:1074:U:O2'	36:1:1075:A:H2'	2.15	0.46
36:1:1477:A:OP1	36:1:3075:G:O2'	2.30	0.46
36:1:2707:C:H2'	36:1:2708:C:H6	1.80	0.46
36:1:3228:C:H4'	36:1:3229:G:O5'	2.14	0.46
36:1:96:G:P	64:N8:34:MET:HB2	2.56	0.46
1:2:102:U:O4	1:2:360:A:H2'	2.16	0.46
1:2:1769:U:O2	16:C4:136:ARG:HD2	2.15	0.46

Continued on next page...

Continued from previous page...

Atom-1	Atom-2	Interatomic distance (Å)	Clash overlap (Å)
1:2:895:G:H2'	1:2:896:U:C6	2.50	0.46
1:2:948:G:H2'	1:2:949:C:O4'	2.15	0.46
38:4:91:C:H2'	38:4:92:A:H8	1.80	0.46
42:L5:46:THR:CG2	36:5:1078:U:H4'	239.02	0.46
36:5:2376:G:O2'	36:5:2377:G:H5'	2.15	0.46
36:5:2505:U:H2'	36:5:2506:U:C5	2.51	0.46
45:L8:33:ASN:HA	36:5:2549:G:C2	211.40	0.46
36:5:2971:A:H5''	36:5:2972:G:O5'	2.15	0.46
87:5:4001:OHX:N2	87:5:4192:OHX:N1	2.64	0.46
87:5:4012:OHX:N4	87:5:4200:OHX:N2	2.63	0.46
1:6:647:G:N2	1:6:687:G:N2	2.63	0.46
14:C2:46:ARG:HE	33:E1:102:VAL:HG21	5.36	0.46
15:C3:101:HIS:HA	15:C3:104:ARG:HH11	1.80	0.46
18:C6:129:PHE:CE1	22:D0:78:THR:HA	2.59	0.46
20:C8:40:ARG:HB3	21:C9:45:MET:SD	2.56	0.46
22:D0:38:SER:O	22:D0:42:VAL:HG23	2.16	0.46
24:D2:37:PHE:CD2	24:D2:103:ILE:HD12	2.50	0.46
25:D3:69:ARG:HD2	25:D3:116:ASP:OD2	2.88	0.46
33:E1:109:ASP:OD1	33:E1:109:ASP:N	2.48	0.46
46:L9:75:VAL:HA	46:L9:78:MET:HE3	2.46	0.46
47:M0:194:GLY:O	47:M0:196:PHE:N	4.51	0.46
47:M0:194:GLY:C	47:M0:196:PHE:H	3.17	0.46
51:M5:178:HIS:HD1	51:M5:178:HIS:H	1.64	0.46
52:M6:88:VAL:O	52:M6:90:HIS:N	2.48	0.46
53:M7:53:ASP:O	87:M7:208:OHX:N3	2.48	0.46
54:M8:122:ILE:HD13	54:M8:122:ILE:HA	1.71	0.46
36:1:1114:U:H5''	64:N8:22:ILE:HD12	1.97	0.46
43:L6:3:ALA:HB1	68:O2:75:LEU:HD13	2.23	0.46
71:O5:101:THR:HG22	71:O5:104:GLN:N	2.30	0.46
2:S0:116:LYS:HB2	2:S0:118:PRO:HD3	2.29	0.46
2:S0:84:ARG:HD3	2:S0:203:PHE:O	3.95	0.46
3:S1:206:PRO:O	3:S1:207:LEU:HB2	2.14	0.46
3:S1:22:ASP:HA	3:S1:23:PRO:HD3	2.01	0.46
1:2:1145:U:O2'	4:S2:89:GLN:O	2.17	0.46
5:S3:64:ARG:NH2	5:S3:65:ARG:HB2	6.31	0.46
34:SR:24:ALA:CB	34:SR:72:THR:HA	2.44	0.46
36:1:1414:G:N7	87:1:4122:OHX:N2	2.63	0.46
36:1:1595:U:C2	36:1:1596:C:C5	3.04	0.46
36:1:1846:C:OP1	36:1:1849:C:N4	2.44	0.46
36:1:2158:A:H5'	36:1:2160:G:O4'	2.15	0.46
36:1:2444:C:H3'	36:1:2445:A:H5''	1.97	0.46

Continued on next page...

Continued from previous page...

Atom-1	Atom-2	Interatomic distance (Å)	Clash overlap (Å)
87:2:2074:OHX:N6	87:2:2161:OHX:N2	2.63	0.46
1:2:320:U:H2'	1:2:321:C:C6	2.50	0.46
1:2:93:A:H4'	1:2:94:U:OP2	2.15	0.46
36:5:2935:U:H2'	36:5:2935:U:O2	2.15	0.46
36:5:618:C:H2'	36:5:619:A:N7	2.31	0.46
1:6:149:C:H2'	1:6:150:U:H6	1.80	0.46
1:6:1561:U:H4'	1:6:1599:C:H4'	1.97	0.46
1:6:1645:G:H22	1:6:1756:A:H2	1.62	0.46
1:6:194:U:H2'	1:6:194:U:O2	2.15	0.46
1:6:488:G:N2	1:6:499:U:H3	2.13	0.46
1:6:699:U:O4	87:6:2075:OHX:N1	2.48	0.46
1:6:825:U:HO2'	1:6:826:U:P	2.36	0.46
1:6:830:U:H2'	1:6:831:U:H5'	1.98	0.46
12:C0:80:LEU:O	12:C0:82:LEU:N	2.48	0.46
16:C4:31:THR:HA	16:C4:38:THR:HA	1.98	0.46
17:C5:49:MET:HB3	17:C5:50:THR:H	4.36	0.46
17:C5:60:LEU:HD23	17:C5:76:VAL:HG21	3.06	0.46
21:C9:66:TYR:HA	21:C9:124:ILE:HB	1.96	0.46
11:S9:61:THR:HG22	24:D2:97:ARG:NH2	2.31	0.46
27:D5:68:ARG:HD3	27:D5:68:ARG:HA	1.69	0.46
44:L7:103:LEU:HA	44:L7:103:LEU:HD23	1.85	0.46
44:L7:143:THR:HG21	44:L7:237:ASN:HB3	1.97	0.46
45:L8:108:ARG:O	45:L8:112:GLU:N	2.89	0.46
45:L8:108:ARG:NE	45:L8:112:GLU:OE2	2.33	0.46
45:L8:240:ASN:OD1	45:L8:241:LYS:N	2.48	0.46
46:L9:2:LYS:HA	46:L9:60:GLY:O	2.15	0.46
47:M0:145:LYS:HZ2	47:M0:167:LEU:CD1	3.84	0.46
47:M0:19:LYS:HE3	47:M0:26:VAL:HG22	3.69	0.46
49:M3:75:PHE:HA	49:M3:101:ARG:HH12	1.80	0.46
49:M3:171:ARG:HD3	49:M3:171:ARG:HA	1.55	0.46
49:M3:87:ALA:O	49:M3:91:ARG:HG3	2.23	0.46
53:M7:75:GLU:HG2	53:M7:76:PHE:CE2	3.04	0.46
55:M9:166:ASN:HD21	55:M9:170:ARG:NH1	6.78	0.46
61:N5:142:ILE:HD13	61:N5:142:ILE:HA	1.76	0.46
62:N6:83:ASP:O	62:N6:84:LYS:HB2	2.26	0.46
64:N8:65:GLN:O	64:N8:66:ALA:HB3	2.76	0.46
2:S0:139:VAL:HG13	2:S0:141:ILE:HG13	2.49	0.46
3:S1:201:THR:O	3:S1:203:ASP:N	2.49	0.46
3:S1:41:ARG:NH2	3:S1:97:LEU:HD11	2.30	0.46
4:S2:121:VAL:O	4:S2:125:ILE:HG13	2.16	0.46
8:S6:33:GLY:HA2	8:S6:51:LYS:HE2	1.97	0.46

Continued on next page...

Continued from previous page...

Atom-1	Atom-2	Interatomic distance (Å)	Clash overlap (Å)
36:1:1408:G:P	68:O2:33:ARG:HH22	2.39	0.46
36:1:1664:G:H2'	36:1:1665:C:C6	2.51	0.46
36:1:2186:U:H2'	36:1:2187:G:O4'	2.16	0.46
36:1:3242:G:N2	36:1:3245:A:H5''	2.30	0.46
36:1:3059:G:H4'	36:1:3373:U:O2'	2.16	0.46
87:1:3963:OHX:N3	87:1:4072:OHX:N4	2.63	0.46
87:1:4003:OHX:N5	87:1:4172:OHX:N5	2.64	0.46
1:2:199:G:O2'	1:2:200:A:H8	1.98	0.46
1:2:868:G:H1	1:2:960:U:H3	1.64	0.46
71:O5:103:LYS:NZ	36:5:153:U:OP2	73.96	0.46
36:5:2099:A:H2'	36:5:2100:A:H5''	1.98	0.46
36:5:2192:C:H2'	36:5:2193:U:O4'	2.16	0.46
36:5:2397:A:C5	36:5:2873:U:H6	2.33	0.46
36:5:94:G:H2'	36:5:95:A:C8	2.51	0.46
1:6:163:G:H8	1:6:163:G:O5'	1.98	0.46
1:6:825:U:O2'	1:6:826:U:P	2.73	0.46
1:2:1228:G:H5'	14:C2:45:LEU:HB3	1.98	0.46
20:C8:31:ALA:CB	20:C8:58:ALA:HB2	2.56	0.46
21:C9:63:ARG:O	21:C9:67:MET:HE3	2.15	0.46
25:D3:53:VAL:HG13	25:D3:72:VAL:HB	2.34	0.46
27:D5:58:ARG:HB3	27:D5:103:ARG:HH11	8.20	0.46
28:D6:60:PRO:O	28:D6:62:TYR:N	2.49	0.46
40:L3:238:LEU:HB3	40:L3:242:THR:HG21	2.35	0.46
41:L4:34:ILE:O	41:L4:38:VAL:HG23	2.16	0.46
45:L8:162:LEU:HD23	51:M5:7:LEU:HD21	1.98	0.46
45:L8:72:PRO:HA	45:L8:73:PRO:HD3	1.82	0.46
50:M4:31:LYS:HD3	50:M4:51:ALA:HB1	2.96	0.46
56:N0:82:ASP:OD1	56:N0:87:THR:HB	2.16	0.46
57:N1:105:PHE:O	57:N1:109:VAL:HG23	2.16	0.46
44:L7:73:GLY:O	57:N1:143:THR:HB	2.18	0.46
61:N5:135:ILE:O	61:N5:139:ILE:HG22	2.16	0.46
61:N5:50:ALA:HB2	71:O5:79:ASP:HB3	5.73	0.46
63:N7:46:ILE:HD11	63:N7:49:TYR:N	2.76	0.46
54:M8:170:ARG:HH11	64:N8:56:VAL:HG23	1.81	0.46
67:O1:64:VAL:HG23	67:O1:65:LYS:HB2	5.20	0.46
68:O2:119:VAL:O	68:O2:122:PRO:HD3	2.49	0.46
36:1:1145:G:O2'	68:O2:45:ARG:O	2.32	0.46
72:O6:74:LYS:HD2	72:O6:80:PHE:HD2	2.06	0.46
36:1:2278:C:P	77:Q1:23:ARG:NH1	2.89	0.46
3:S1:131:ASP:HB3	3:S1:180:THR:HG23	1.96	0.46
5:S3:203:PRO:HB3	1:6:1332:C:H4'	428.47	0.46

Continued on next page...

Continued from previous page...

Atom-1	Atom-2	Interatomic distance (Å)	Clash overlap (Å)
5:S3:78:LYS:NZ	12:C0:33:GLU:HG2	2.31	0.46
8:S6:30:LYS:NZ	8:S6:34:GLN:OE1	2.45	0.46
8:S6:87:ARG:N	8:S6:91:GLU:OE1	2.46	0.46
9:S7:17:GLU:OE2	9:S7:45:SER:HB2	2.16	0.46
36:1:1338:C:OP2	87:1:4197:OHX:N2	2.49	0.46
36:1:1845:G:O2'	73:O7:5:THR:HB	2.16	0.46
36:1:2167:A:OP1	51:M5:72:LYS:NZ	2.46	0.46
36:1:2357:A:H2'	36:1:2358:A:C8	2.51	0.46
36:1:2687:G:N7	87:1:3897:OHX:N5	2.64	0.46
36:1:2689:A:H2'	36:1:2689:A:N3	2.29	0.46
36:1:386:A:H8	36:1:386:A:O5'	1.99	0.46
87:1:3959:OHX:N1	87:1:4140:OHX:N4	2.63	0.46
36:1:619:A:H5''	36:1:620:U:OP1	2.16	0.46
1:2:1253:U:H2'	1:2:1254:U:H6	1.80	0.46
1:2:1586:A:H2'	1:2:1587:A:C8	2.50	0.46
1:2:926:A:OP1	1:2:1016:C:O2'	2.23	0.46
68:O2:19:ARG:NH2	36:5:1433:A:OP1	166.65	0.46
72:O6:25:LYS:HB3	36:5:156:G:OP2	88.97	0.46
36:5:1661:G:H2'	36:5:1662:G:C8	2.51	0.46
36:5:2198:A:OP2	87:5:4192:OHX:N4	2.49	0.46
36:5:736:A:C5	36:5:737:G:H1'	2.50	0.46
1:6:1133:A:H2'	1:6:1134:C:O4'	2.16	0.46
1:6:407:A:H2'	1:6:408:C:C6	2.51	0.46
1:6:824:G:N2	1:6:849:C:H1'	2.31	0.46
18:C6:7:VAL:HG21	18:C6:92:TYR:HA	2.98	0.46
19:C7:96:SER:HA	19:C7:97:ASN:HA	1.45	0.46
22:D0:102:ARG:O	22:D0:106:ILE:HG22	2.16	0.46
22:D0:108:ILE:HD12	22:D0:108:ILE:HA	3.98	0.46
24:D2:30:SER:HB2	24:D2:61:ILE:HG13	1.97	0.46
30:D8:35:ASP:OD1	30:D8:37:SER:HB3	7.72	0.46
39:L2:242:ARG:O	36:5:2154:U:H5''	225.42	0.46
40:L3:387:LEU:HD12	40:L3:387:LEU:H	1.81	0.46
41:L4:180:LYS:HE3	41:L4:180:LYS:HB3	2.62	0.46
44:L7:221:LYS:O	44:L7:228:SER:O	4.94	0.46
49:M3:73:ARG:NH2	36:5:77:A:N7	81.41	0.46
50:M4:38:ILE:HD11	56:N0:150:PHE:CE2	2.51	0.46
50:M4:39:ILE:HD12	50:M4:43:LYS:HB3	1.97	0.46
51:M5:49:ARG:NH1	36:5:149:U:OP2	101.20	0.46
55:M9:30:SER:O	55:M9:34:GLN:HG2	4.60	0.46
56:N0:155:ARG:NH2	56:N0:172:TYR:HA	2.30	0.46
59:N3:66:LYS:HB3	59:N3:68:GLU:OE1	2.15	0.46

Continued on next page...

Continued from previous page...

Atom-1	Atom-2	Interatomic distance (Å)	Clash overlap (Å)
60:N4:25:ASP:OD2	60:N4:25:ASP:N	4.21	0.46
64:N8:74:ASN:HB3	64:N8:115:LYS:HB2	1.98	0.46
43:L6:171:PRO:HG2	69:O3:9:VAL:CG2	3.02	0.46
75:O9:31:THR:O	75:O9:32:ASN:HB2	2.15	0.46
2:S0:202:TYR:O	2:S0:203:PHE:CD2	2.69	0.46
4:S2:53:ILE:O	4:S2:56:ILE:N	2.49	0.46
4:S2:91:ARG:HB3	4:S2:91:ARG:HE	1.31	0.46
5:S3:64:ARG:O	5:S3:67:ASN:N	2.48	0.46
10:S8:76:THR:HG23	10:S8:108:PRO:HG2	2.71	0.46
11:S9:154:LYS:HB2	11:S9:154:LYS:HE3	1.72	0.46
36:1:1176:C:H2'	36:1:1177:G:N2	2.31	0.46
36:1:128:G:H2'	36:1:129:U:O4'	2.15	0.46
36:1:1355:A:H5'	36:1:1357:G:H1'	1.97	0.46
36:1:1658:G:O6	87:1:4168:OHX:N3	2.49	0.46
36:1:1706:C:H2'	36:1:1707:A:O4'	2.15	0.46
36:1:2259:A:OP2	87:1:3931:OHX:N2	2.48	0.46
36:1:3246:G:O6	87:1:4107:OHX:N4	2.48	0.46
36:1:3392:U:H2'	36:1:3393:U:H6	1.80	0.46
1:2:1172:G:H21	21:C9:88:VAL:CG2	2.29	0.46
1:2:14:C:H2'	1:2:15:U:C6	2.51	0.46
1:2:256:A:H2'	1:2:257:A:O4'	2.16	0.46
1:2:735:C:OP2	1:2:735:C:H2'	2.15	0.46
38:4:10:A:H2'	38:4:11:C:C6	2.51	0.46
36:5:1716:U:O2'	36:5:1717:U:O5'	2.30	0.46
36:5:2841:G:OP2	87:5:4138:OHX:N1	2.48	0.46
49:M3:100:ARG:NH1	36:5:76:G:O2'	84.77	0.46
54:M8:93:ILE:HG23	36:5:784:A:C6	151.31	0.46
1:6:1237:G:H2'	1:6:1238:A:C8	2.50	0.46
25:D3:38:PHE:HB3	1:6:359:A:C2	325.91	0.46
14:C2:40:GLY:HA3	14:C2:125:ASN:HB3	1.96	0.46
18:C6:113:ASP:OD2	18:C6:115:THR:N	2.49	0.46
18:C6:112:TYR:OH	18:C6:114:ARG:NH1	2.49	0.46
22:D0:97:VAL:HG13	22:D0:98:GLN:H	2.36	0.46
13:C1:101:GLU:OE2	25:D3:16:ARG:NH2	2.63	0.46
27:D5:42:LEU:O	27:D5:44:GLN:N	2.49	0.46
1:2:1795:U:N3	28:D6:9:GLY:O	2.48	0.46
30:D8:32:PHE:CE2	30:D8:38:ARG:HB3	2.51	0.46
33:E1:88:PRO:HA	33:E1:89:LYS:HA	4.67	0.46
39:L2:15:ILE:HA	39:L2:15:ILE:HD12	4.61	0.46
42:L5:111:GLN:C	42:L5:113:LEU:H	2.18	0.46
42:L5:143:LYS:HG3	42:L5:172:TYR:HD2	1.80	0.46

Continued on next page...

Continued from previous page...

Atom-1	Atom-2	Interatomic distance (Å)	Clash overlap (Å)
42:L5:261:THR:HG23	42:L5:264:GLN:OE1	2.16	0.46
43:L6:176:PHE:H	50:M4:117:ARG:NH2	5.41	0.46
36:1:1103:A:C8	44:L7:158:LYS:HD3	2.51	0.46
44:L7:159:GLN:O	44:L7:160:ARG:C	2.53	0.46
45:L8:81:THR:O	45:L8:222:PHE:HZ	3.68	0.46
43:L6:158:TYR:OH	50:M4:114:ASP:OD2	2.22	0.46
51:M5:112:ASN:O	51:M5:138:GLN:NE2	2.90	0.46
56:N0:101:ALA:O	56:N0:105:THR:HG23	2.16	0.46
56:N0:148:LEU:HD12	56:N0:149:LYS:H	1.80	0.46
64:N8:75:LEU:HD13	64:N8:118:ILE:HD13	1.97	0.46
78:Q2:8:ARG:HH21	78:Q2:83:LEU:HD13	5.05	0.46
7:S5:55:ASP:HB3	7:S5:58:LEU:HD12	1.98	0.46
1:2:144:U:H5	8:S6:137:ARG:HH12	1.64	0.46
9:S7:96:ARG:HB3	1:6:856:A:N6	365.46	0.46
10:S8:136:SER:HB3	10:S8:139:ALA:HB3	1.98	0.46
35:SM:77:THR:O	35:SM:79:SER:N	3.81	0.46
36:1:1192:C:O2	87:1:4050:OHX:N3	2.49	0.46
36:1:1887:A:OP2	87:1:3890:OHX:N4	2.49	0.46
36:1:543:C:N4	36:1:548:G:H1	2.10	0.46
36:1:846:A:H2'	36:1:847:A:O4'	2.16	0.46
1:2:1413:U:H4'	1:2:1414:U:OP2	2.16	0.46
1:2:462:G:OP1	11:S9:3:ARG:HG2	2.16	0.46
1:2:4:C:OP2	4:S2:200:SER:OG	2.33	0.46
1:2:484:C:H42	1:2:503:G:H22	1.62	0.46
1:2:543:C:O2	1:2:543:C:H5'	2.16	0.46
1:2:655:G:H4'	1:2:656:G:H5'	1.97	0.46
1:2:692:C:H2'	1:2:693:U:O4'	2.16	0.46
1:2:702:G:C2	1:2:703:G:H1'	2.50	0.46
1:2:889:U:H2'	1:2:890:C:O4'	2.16	0.46
36:5:2584:G:H3'	36:5:2585:G:H4'	1.98	0.46
36:5:3072:C:H2'	36:5:3073:A:O4'	2.16	0.46
36:5:3353:G:O2'	36:5:3356:G:H5'	2.16	0.46
87:5:4001:OHX:N4	87:5:4192:OHX:N3	2.64	0.46
36:5:392:G:O6	87:5:4068:OHX:N3	2.49	0.46
19:C7:52:GLY:HA3	1:6:1389:C:O2'	423.67	0.46
1:6:1503:A:H2'	1:6:1504:G:O4'	2.16	0.46
1:6:1572:G:H2'	1:6:1572:G:N3	2.30	0.46
1:6:751:G:H2'	1:6:752:A:C8	2.51	0.46
14:C2:57:ALA:O	14:C2:85:LYS:HE3	2.84	0.46
22:D0:106:ILE:O	22:D0:107:THR:OG1	2.30	0.46
28:D6:36:ILE:HD12	28:D6:36:ILE:H	5.79	0.46

Continued on next page...

Continued from previous page...

Atom-1	Atom-2	Interatomic distance (Å)	Clash overlap (Å)
29:D7:49:HIS:CE1	29:D7:70:LYS:HG2	2.91	0.46
40:L3:186:GLY:O	40:L3:191:LYS:HE2	2.16	0.46
41:L4:23:PRO:O	41:L4:24:ALA:HB3	2.20	0.46
41:L4:318:LEU:HD23	41:L4:318:LEU:HA	1.63	0.46
48:M1:50:ALA:HB2	48:M1:65:ILE:HD12	1.97	0.46
48:M1:85:LYS:HG3	48:M1:89:TYR:CE2	2.51	0.46
48:M1:89:TYR:HB3	48:M1:169:ALA:CB	2.46	0.46
49:M3:46:ILE:CG2	49:M3:49:ARG:HB2	3.04	0.46
50:M4:48:GLY:CA	50:M4:53:VAL:HG13	2.89	0.46
54:M8:158:HIS:H	54:M8:186:VAL:CG1	2.31	0.46
54:M8:176:ARG:HG3	36:5:2763:U:H5'	182.83	0.46
59:N3:68:GLU:N	59:N3:68:GLU:OE1	2.31	0.46
61:N5:92:LYS:HG3	36:5:1831:U:P	100.93	0.46
63:N7:115:LYS:NZ	63:N7:119:GLU:OE2	2.49	0.46
49:M3:9:ILE:HG12	64:N8:34:MET:CE	2.46	0.46
69:O3:89:LEU:HA	69:O3:90:PRO:HD3	1.74	0.46
72:O6:99:ARG:HB3	72:O6:100:HIS:H	1.45	0.46
74:O8:11:PHE:CZ	74:O8:43:PHE:HB3	2.51	0.46
4:S2:99:LYS:HA	4:S2:117:THR:HA	2.38	0.46
4:S2:177:GLY:O	4:S2:195:ASP:HA	2.16	0.46
5:S3:21:LEU:HD22	5:S3:25:PHE:CE2	2.50	0.46
6:S4:107:GLY:HA2	6:S4:189:LEU:HG	2.09	0.46
8:S6:153:VAL:HG21	8:S6:175:ILE:HG21	3.72	0.46
9:S7:30:SER:HB3	9:S7:34:LEU:HD12	2.62	0.46
11:S9:17:ARG:NH1	1:6:4:C:O2'	389.42	0.46
36:1:1758:G:H1	36:1:1767:C:H42	1.64	0.46
36:1:2261:G:H21	36:1:2262:A:N6	2.14	0.46
36:1:2395:G:H5''	40:L3:255:TRP:CD1	2.51	0.46
36:1:2616:C:H3'	36:1:2617:U:O2	2.15	0.46
36:1:3168:A:C2'	36:1:3169:U:H5'	2.46	0.46
36:1:627:U:H4'	36:1:1399:A:O2'	2.16	0.46
36:1:677:A:C8	36:1:786:A:C6	3.04	0.46
36:1:916:G:H5'	36:1:917:A:OP1	2.16	0.46
1:2:811:A:C2	1:2:858:G:H1'	2.51	0.46
1:2:892:A:C6	1:2:893:U:C4	3.03	0.46
36:5:999:G:C6	36:5:1000:C:N4	2.84	0.46
36:5:956:U:OP1	87:5:4154:OHX:N2	2.49	0.46
1:6:1119:G:O6	87:6:2177:OHX:N2	2.48	0.46
1:6:697:C:OP2	87:6:2075:OHX:N5	2.48	0.46
5:S3:144:ALA:HB2	1:6:579:A:H61	393.12	0.46
19:C7:20:TYR:CZ	19:C7:38:ILE:HG13	2.50	0.46

Continued on next page...

Continued from previous page...

Atom-1	Atom-2	Interatomic distance (Å)	Clash overlap (Å)
20:C8:27:LYS:NZ	1:6:1539:G:H1	352.92	0.46
21:C9:66:TYR:HD1	21:C9:67:MET:HE2	1.81	0.46
1:2:1153:G:H5'	28:D6:85:ARG:HD2	1.97	0.46
31:D9:10:HIS:ND1	31:D9:11:PRO:HD2	2.31	0.46
41:L4:126:ILE:HG13	41:L4:238:LEU:HD13	2.16	0.46
42:L5:40:HIS:CD2	42:L5:42:ALA:H	2.17	0.46
45:L8:160:ILE:HG12	45:L8:160:ILE:H	1.49	0.46
50:M4:23:ILE:O	50:M4:29:ALA:HA	2.16	0.46
51:M5:31:ARG:HG3	51:M5:129:TYR:OH	3.78	0.46
51:M5:15:GLN:HB2	72:O6:51:SER:HB2	2.77	0.46
53:M7:24:VAL:CG1	53:M7:86:LYS:HG2	2.46	0.46
54:M8:153:PHE:O	54:M8:161:LYS:HD2	2.16	0.46
41:L4:30:ILE:N	54:M8:25:TYR:OH	2.59	0.46
56:N0:23:LYS:HA	57:N1:146:ASN:HD21	2.55	0.46
61:N5:136:ALA:O	61:N5:139:ILE:HG23	2.16	0.46
67:O1:46:THR:HG23	67:O1:47:ASP:H	3.94	0.46
67:O1:53:PRO:O	67:O1:57:GLN:HG3	2.16	0.46
68:O2:22:SER:HA	68:O2:28:VAL:HG12	2.62	0.46
70:O4:55:SER:OG	70:O4:69:HIS:HB3	2.16	0.46
76:Q0:111:ARG:HG3	76:Q0:112:LYS:HD2	1.98	0.46
2:S0:82:GLY:O	2:S0:86:VAL:HG22	2.28	0.46
3:S1:126:THR:CG2	3:S1:136:ARG:HE	2.40	0.46
3:S1:128:LYS:HG3	3:S1:134:VAL:HG22	1.97	0.46
3:S1:82:ARG:HA	3:S1:104:ASP:O	2.60	0.46
5:S3:60:GLY:HA3	5:S3:65:ARG:HB3	3.27	0.46
6:S4:160:VAL:HG13	6:S4:169:ILE:HG23	3.18	0.46
8:S6:20:ASP:HB3	8:S6:23:ARG:HB2	2.08	0.46
10:S8:21:PHE:CE1	10:S8:22:ARG:HD3	2.51	0.46
36:1:1103:A:H62	36:1:1363:A:H1'	1.80	0.45
36:1:1580:A:H5'	36:1:2522:G:N7	2.30	0.45
1:2:105:A:H2'	1:2:106:U:O4'	2.16	0.45
1:2:1061:A:H2'	1:2:1062:A:H5'	1.98	0.45
1:2:1229:G:O2'	1:2:1255:G:N2	2.48	0.45
1:2:1349:G:H2'	1:2:1350:U:C6	2.51	0.45
1:2:1202:A:N6	1:2:1457:C:H5''	2.30	0.45
1:2:1727:G:H2'	1:2:1728:A:C8	2.51	0.45
1:2:196:G:O2'	1:2:197:A:P	2.74	0.45
37:3:79:A:C2	37:3:102:A:C4	3.04	0.45
37:3:19:C:H2'	37:3:20:A:H8	1.81	0.45
38:4:85:G:O6	62:N6:112:ASP:HB3	2.15	0.45
36:5:1480:G:H4'	36:5:1481:A:OP1	2.16	0.45

Continued on next page...

Continued from previous page...

Atom-1	Atom-2	Interatomic distance (Å)	Clash overlap (Å)
36:5:2439:A:N6	36:5:2508:U:H3	2.13	0.45
36:5:2572:C:O2'	36:5:2573:G:OP2	2.31	0.45
36:5:3078:U:H4'	36:5:3079:U:O5'	2.16	0.45
36:5:3165:A:N6	36:5:3285:C:H42	2.12	0.45
36:5:420:G:O5'	36:5:420:G:OP1	2.32	0.45
1:6:711:U:H3'	1:6:712:G:H8	1.81	0.45
1:6:884:A:O2'	1:6:885:G:H5'	2.16	0.45
15:C3:36:GLN:HG2	15:C3:54:LEU:HD21	2.73	0.45
18:C6:40:GLU:HG3	18:C6:41:PRO:HA	1.98	0.45
1:2:1797:A:OP2	28:D6:10:ARG:NH2	2.49	0.45
1:2:1433:G:N2	31:D9:45:GLU:OE1	2.48	0.45
45:L8:245:LYS:HB3	45:L8:245:LYS:HE3	1.82	0.45
42:L5:289:LYS:HD2	47:M0:206:LEU:HD23	1.97	0.45
47:M0:24:ARG:O	47:M0:25:ALA:HB3	4.53	0.45
49:M3:105:ASN:OD1	49:M3:107:GLU:HG2	2.70	0.45
51:M5:14:LYS:HA	51:M5:19:LEU:HD23	1.98	0.45
63:N7:6:LYS:HB3	63:N7:7:ALA:H	1.60	0.45
64:N8:73:LEU:HD11	64:N8:78:LEU:HA	3.79	0.45
79:Q3:49:ARG:HB2	79:Q3:55:TRP:CH2	2.83	0.45
2:S0:187:ALA:O	2:S0:188:LEU:HD22	2.15	0.45
4:S2:186:LYS:HD2	4:S2:186:LYS:HA	2.45	0.45
5:S3:105:MET:HG2	5:S3:122:VAL:HG21	1.98	0.45
9:S7:140:VAL:HG22	9:S7:150:GLN:HG2	3.81	0.45
9:S7:49:ILE:HG22	9:S7:175:LYS:HD3	5.17	0.45
1:2:187:G:OP2	10:S8:142:LYS:NZ	2.49	0.45
11:S9:171:ARG:HA	11:S9:174:ARG:HB2	2.62	0.45
36:1:1247:U:H2'	36:1:1268:G:O6	2.16	0.45
36:1:1441:G:C2'	36:1:1442:U:H5'	2.46	0.45
36:1:2284:C:H5''	36:1:2285:C:OP2	2.16	0.45
36:1:2599:U:H2'	36:1:2600:C:C6	2.52	0.45
36:1:3281:U:H2'	36:1:3282:U:C6	2.50	0.45
36:1:353:G:N7	73:O7:55:ARG:HD3	2.31	0.45
87:1:4019:OHX:N6	87:1:4057:OHX:N2	2.64	0.45
1:2:1391:A:H2'	1:2:1392:U:C6	2.51	0.45
1:2:1438:G:H4'	5:S3:178:ARG:O	2.17	0.45
1:2:1718:G:H2'	1:2:1719:A:H8	1.81	0.45
1:2:1761:U:O2'	1:2:1762:A:OP2	2.28	0.45
87:2:2095:OHX:N1	87:2:2115:OHX:N2	2.64	0.45
1:2:393:C:H4'	1:2:1673:G:O2'	2.17	0.45
1:2:416:A:H5'	1:2:417:A:N7	2.31	0.45
37:3:11:A:O2'	37:3:13:A:OP2	2.27	0.45

Continued on next page...

Continued from previous page...

Atom-1	Atom-2	Interatomic distance (Å)	Clash overlap (Å)
36:5:1565:G:N2	36:5:1566:A:H1'	2.31	0.45
36:5:1716:U:H3'	36:5:1716:U:P	2.56	0.45
36:5:198:A:N3	36:5:218:G:O2'	2.48	0.45
36:5:2256:A:OP2	36:5:2256:A:H2'	2.15	0.45
36:5:2775:U:H2'	36:5:2776:C:C6	2.51	0.45
36:5:358:G:N2	36:5:361:A:OP2	2.44	0.45
36:5:177:U:OP2	87:5:4018:OHX:N6	2.48	0.45
19:C7:2:GLY:N	1:6:1312:A:OP1	391.92	0.45
1:6:1491:U:H4'	1:6:1492:A:H5''	1.98	0.45
1:6:1698:G:O2'	1:6:1699:G:O5'	2.32	0.45
1:6:1151:A:O2'	1:6:1766:A:N7	2.38	0.45
1:6:187:G:O5'	1:6:187:G:H8	1.99	0.45
1:6:223:U:H2'	1:6:224:C:C6	2.51	0.45
1:6:639:U:H5	1:6:695:U:C6	2.34	0.45
15:C3:26:PHE:HE1	15:C3:60:VAL:H	3.72	0.45
15:C3:2:GLY:O	1:6:866:G:H5''	330.25	0.45
16:C4:11:SER:OG	16:C4:12:GLN:N	4.43	0.45
22:D0:71:PRO:HB3	31:D9:41:GLN:HG2	2.95	0.45
22:D0:23:ARG:HD2	22:D0:90:TYR:CD1	2.51	0.45
30:D8:5:THR:O	30:D8:7:VAL:N	3.61	0.45
31:D9:16:LYS:H	31:D9:16:LYS:HG2	2.41	0.45
40:L3:332:ARG:NH1	40:L3:333:LYS:HD2	2.79	0.45
41:L4:361:HIS:O	56:N0:28:ARG:NH2	2.52	0.45
42:L5:183:TRP:CZ3	42:L5:185:PHE:HA	7.29	0.45
47:M0:156:ARG:CG	47:M0:163:GLN:HG2	2.85	0.45
48:M1:116:TYR:CD2	48:M1:122:ILE:HD11	2.51	0.45
36:1:1546:A:N7	51:M5:71:ARG:NH1	2.65	0.45
52:M6:3:VAL:HG13	52:M6:4:GLU:H	1.82	0.45
36:1:534:U:O2	56:N0:146:LYS:HA	2.16	0.45
57:N1:120:LYS:C	57:N1:122:GLN:H	3.01	0.45
61:N5:40:LEU:HB3	61:N5:41:ALA:H	3.39	0.45
73:O7:64:MET:O	73:O7:68:LYS:HB3	3.92	0.45
77:Q1:17:ARG:HA	77:Q1:20:VAL:HG23	1.97	0.45
5:S3:172:THR:HA	5:S3:184:ILE:O	2.32	0.45
5:S3:70:THR:HG23	5:S3:86:LEU:HB2	1.99	0.45
6:S4:195:ILE:O	6:S4:196:VAL:HG23	3.81	0.45
8:S6:43:ASP:OD1	8:S6:43:ASP:N	2.50	0.45
8:S6:71:THR:HG22	8:S6:72:ARG:H	4.27	0.45
9:S7:39:ARG:HH12	55:M9:188:ASP:HB2	1.81	0.45
35:SM:68:ARG:HG2	1:6:1460:A:OP1	337.12	0.45
36:1:1323:G:O3'	56:N0:2:ALA:HA	2.17	0.45

Continued on next page...

Continued from previous page...

Atom-1	Atom-2	Interatomic distance (Å)	Clash overlap (Å)
36:1:1906:G:N2	36:1:1909:A:N1	2.62	0.45
36:1:2097:U:H2'	36:1:2098:C:C6	2.51	0.45
1:2:1519:U:H2'	1:2:1520:U:C5	2.51	0.45
38:4:122:U:H2'	38:4:123:G:H8	1.80	0.45
36:5:1128:U:H2'	36:5:1129:A:O4'	2.16	0.45
36:5:1643:A:H4'	36:5:1822:C:H5'	1.98	0.45
36:5:2403:G:N2	36:5:2404:A:N7	2.62	0.45
47:M0:116:ARG:HH21	36:5:2618:G:H5'	229.72	0.45
36:5:3041:U:H2'	36:5:3042:U:H6	1.80	0.45
87:5:4002:OHX:N3	87:5:4090:OHX:N1	2.63	0.45
87:5:4034:OHX:N3	87:5:4082:OHX:N6	2.64	0.45
87:5:4093:OHX:N3	87:5:4201:OHX:N1	2.64	0.45
36:5:420:G:OP1	36:5:420:G:OP2	2.34	0.45
36:5:663:C:H2'	36:5:664:U:C6	2.51	0.45
1:6:103:A:H4'	1:6:104:A:O5'	2.16	0.45
1:6:1228:G:H2'	1:6:1228:G:N3	2.32	0.45
1:6:1237:G:H2'	1:6:1238:A:H8	1.81	0.45
27:D5:74:SER:OG	1:6:1534:G:OP2	344.56	0.45
8:S6:176:GLN:HG2	1:6:169:A:C5'	328.53	0.45
18:C6:50:GLU:CD	18:C6:114:ARG:HH11	2.19	0.45
20:C8:5:VAL:HG23	27:D5:42:LEU:HD23	1.99	0.45
4:S2:151:PRO:CD	23:D1:9:VAL:HG21	3.02	0.45
39:L2:9:ARG:NH1	36:5:912:G:OP2	180.51	0.45
40:L3:116:ARG:NH1	40:L3:122:TRP:CD1	3.18	0.45
36:1:2392:C:HO2'	40:L3:266:ARG:HH22	1.57	0.45
42:L5:119:TYR:CZ	42:L5:135:VAL:HG23	2.85	0.45
45:L8:224:ASP:N	45:L8:224:ASP:OD1	2.50	0.45
46:L9:164:ILE:HA	46:L9:164:ILE:HD13	1.73	0.45
46:L9:174:LYS:HB2	76:Q0:127:LEU:HD11	1.98	0.45
51:M5:150:TRP:CH2	51:M5:151:ILE:HD12	4.63	0.45
53:M7:52:LEU:HD22	53:M7:88:VAL:HG11	3.17	0.45
74:O8:12:LEU:HD12	74:O8:15:THR:HG21	7.50	0.45
79:Q3:73:THR:HG22	79:Q3:75:ALA:N	2.75	0.45
2:S0:193:GLN:C	2:S0:195:TRP:H	2.19	0.45
3:S1:131:ASP:OD2	3:S1:180:THR:HB	4.64	0.45
6:S4:194:THR:HG22	6:S4:231:GLN:HB2	1.98	0.45
7:S5:32:GLU:CD	7:S5:32:GLU:H	2.20	0.45
1:2:639:U:OP1	9:S7:118:LEU:N	2.49	0.45
10:S8:150:ALA:O	10:S8:152:ILE:HG13	2.16	0.45
34:SR:83:ALA:HA	34:SR:89:LEU:HD23	1.98	0.45
36:1:999:G:O2'	36:1:1000:C:H5'	2.16	0.45

Continued on next page...

Continued from previous page...

Atom-1	Atom-2	Interatomic distance (Å)	Clash overlap (Å)
36:1:1093:A:N3	36:1:1096:U:N3	2.64	0.45
36:1:1789:G:O6	87:1:4168:OHX:N4	2.49	0.45
36:1:2179:C:O3'	39:L2:174:ARG:NH2	2.42	0.45
36:1:2358:A:H2'	36:1:2359:C:O4'	2.16	0.45
36:1:2395:G:H4'	40:L3:258:ALA:HB1	1.98	0.45
36:1:2767:U:H2'	36:1:2768:U:C6	2.50	0.45
36:1:3321:C:H2'	36:1:3322:A:O4'	2.17	0.45
87:1:4055:OHX:N4	87:1:4163:OHX:N1	2.65	0.45
87:1:4019:OHX:N3	87:1:4057:OHX:N1	2.65	0.45
36:1:413:U:OP1	53:M7:30:ARG:NH2	2.37	0.45
87:1:4080:OHX:N6	87:1:4150:OHX:N3	2.64	0.45
87:1:3975:OHX:N1	87:1:4155:OHX:N2	2.64	0.45
36:1:428:A:H2'	36:1:429:U:C6	2.51	0.45
36:1:539:C:H2'	36:1:540:U:C6	2.52	0.45
1:2:208:U:H2'	1:2:209:U:C6	2.52	0.45
1:2:569:C:H41	25:D3:69:ARG:NH1	2.06	0.45
36:5:1081:U:HO2'	36:5:1082:U:C5'	2.28	0.45
36:5:1348:U:C5	36:5:1355:A:C5	3.04	0.45
36:5:2970:C:HO2'	36:5:2971:A:H2	1.63	0.45
36:5:186:U:OP2	87:5:3910:OHX:N4	2.49	0.45
36:5:1222:G:O6	87:5:4129:OHX:N1	2.50	0.45
87:5:4067:OHX:N1	87:5:4143:OHX:N4	2.64	0.45
41:L4:118:LYS:HE2	36:5:694:C:OP2	106.87	0.45
1:6:29:U:H2'	1:6:30:G:H8	1.80	0.45
1:6:647:G:N2	1:6:687:G:H22	2.14	0.45
38:8:48:A:O2'	38:8:50:C:OP2	2.25	0.45
12:C0:32:HIS:HD2	12:C0:35:ILE:HB	1.80	0.45
18:C6:114:ARG:H	18:C6:116:LEU:CD2	2.29	0.45
21:C9:45:MET:HE3	21:C9:46:PRO:HD2	1.98	0.45
22:D0:36:ASN:HA	22:D0:39:SER:HB3	3.60	0.45
24:D2:24:GLN:HA	24:D2:63:VAL:O	2.39	0.45
24:D2:7:LEU:HD13	24:D2:74:VAL:HG23	2.43	0.45
27:D5:83:LEU:HA	27:D5:83:LEU:HD23	1.78	0.45
28:D6:87:ARG:HB3	28:D6:91:ASP:HB2	2.03	0.45
33:E1:136:LYS:O	33:E1:138:ARG:HB2	2.15	0.45
40:L3:257:PRO:HG2	40:L3:261:MET:HE1	1.98	0.45
41:L4:60:THR:HG22	41:L4:61:SER:H	1.82	0.45
41:L4:74:ILE:HG22	41:L4:75:PRO:HD2	1.99	0.45
37:3:27:A:P	42:L5:57:ASN:H	2.39	0.45
42:L5:5:LYS:HE2	42:L5:5:LYS:HA	1.99	0.45
44:L7:113:SER:HA	44:L7:205:PHE:O	2.55	0.45

Continued on next page...

Continued from previous page...

Atom-1	Atom-2	Interatomic distance (Å)	Clash overlap (Å)
45:L8:34:PHE:O	45:L8:41:GLN:NE2	2.49	0.45
46:L9:103:ILE:HG13	46:L9:136:PHE:CE2	2.51	0.45
47:M0:23:ASN:O	47:M0:24:ARG:HB2	2.16	0.45
48:M1:109:HIS:CD2	48:M1:114:ILE:HG21	2.52	0.45
49:M3:188:ARG:NH1	49:M3:192:GLU:OE1	2.47	0.45
36:1:685:G:P	49:M3:35:ARG:NH1	2.90	0.45
50:M4:121:MET:HE1	36:5:3215:A:O5'	277.27	0.45
50:M4:37:GLU:CG	50:M4:38:ILE:H	2.29	0.45
53:M7:28:ASN:O	53:M7:32:THR:HG22	2.17	0.45
60:N4:57:LYS:HE3	60:N4:57:LYS:HB2	1.54	0.45
63:N7:4:PHE:HE2	66:O0:63:SER:HB3	2.47	0.45
68:O2:105:ARG:O	68:O2:109:LEU:HB2	2.16	0.45
36:1:256:G:H4'	71:O5:111:PHE:HZ	1.80	0.45
73:O7:48:ASN:HA	73:O7:54:LYS:HZ1	2.28	0.45
76:Q0:106:ARG:HB2	76:Q0:106:ARG:HE	1.51	0.45
7:S5:25:LEU:HD21	7:S5:29:ILE:HD12	3.27	0.45
7:S5:68:ILE:HD12	7:S5:70:VAL:O	2.39	0.45
9:S7:68:ALA:O	9:S7:72:LYS:HG3	2.28	0.45
11:S9:171:ARG:HA	11:S9:171:ARG:HE	3.06	0.45
36:1:1481:A:H2'	36:1:1481:A:N3	2.31	0.45
36:1:1486:G:N7	87:1:4155:OHX:N2	2.64	0.45
36:1:1555:U:H5	36:1:1559:A:H61	1.63	0.45
36:1:1853:U:H5''	36:1:1854:C:OP1	2.16	0.45
36:1:1580:A:H5'	36:1:2522:G:C5	2.52	0.45
36:1:624:G:OP2	87:1:4132:OHX:N3	2.50	0.45
36:1:945:C:H2'	36:1:946:U:C6	2.52	0.45
36:1:955:U:H2'	36:1:956:U:C6	2.52	0.45
1:2:1509:C:H2'	1:2:1510:U:O4'	2.17	0.45
1:2:329:G:H2'	1:2:330:G:C8	2.52	0.45
37:3:4:U:H2'	37:3:5:G:H8	1.78	0.45
37:3:87:G:O2'	56:N0:119:ARG:NH2	2.50	0.45
36:5:1778:G:O2'	36:5:1780:G:OP2	2.30	0.45
36:5:2206:G:C2'	36:5:2207:A:H5'	2.46	0.45
36:5:2206:G:O2'	36:5:2207:A:H5'	2.16	0.45
36:5:2816:G:C8	36:5:2869:U:H3'	2.52	0.45
36:5:2211:U:OP2	87:5:4222:OHX:N1	2.50	0.45
43:L6:26:ARG:NH2	36:5:607:A:OP1	251.00	0.45
36:5:979:U:H4'	36:5:980:A:H5'	1.97	0.45
1:6:1160:A:H2'	1:6:1161:C:H6	1.78	0.45
4:S2:205:ARG:NH2	1:6:7:G:N7	369.54	0.45
38:8:92:A:H2'	38:8:93:U:O4'	2.17	0.45

Continued on next page...

Continued from previous page...

Atom-1	Atom-2	Interatomic distance (Å)	Clash overlap (Å)
14:C2:75:VAL:O	14:C2:79:ALA:N	2.66	0.45
17:C5:68:PRO:O	87:C5:201:OHX:N5	6.58	0.45
19:C7:6:THR:OG1	19:C7:7:LYS:N	2.50	0.45
21:C9:139:THR:O	21:C9:142:GLU:HG3	5.25	0.45
20:C8:41:ARG:NH2	21:C9:36:ILE:O	2.84	0.45
21:C9:22:LEU:HB3	21:C9:55:TYR:HD1	1.80	0.45
26:D4:105:ARG:O	26:D4:109:LYS:HG3	2.17	0.45
26:D4:20:ARG:HB3	26:D4:76:TYR:CD2	2.86	0.45
26:D4:47:VAL:HG22	26:D4:48:TYR:CD2	3.56	0.45
28:D6:12:LYS:O	28:D6:12:LYS:HG2	2.17	0.45
29:D7:15:GLU:OE1	29:D7:15:GLU:HA	2.44	0.45
39:L2:65:ASP:HB3	39:L2:68:LYS:O	2.16	0.45
41:L4:304:GLN:O	41:L4:305:ALA:HB3	2.16	0.45
44:L7:155:LYS:HB3	44:L7:155:LYS:HE2	1.68	0.45
47:M0:216:TYR:CD2	47:M0:217:PHE:N	2.81	0.45
48:M1:37:LEU:HD12	48:M1:67:VAL:HG23	1.97	0.45
49:M3:116:LEU:HD23	49:M3:116:LEU:HA	2.08	0.45
49:M3:133:PRO:O	49:M3:135:ALA:N	3.45	0.45
51:M5:10:LEU:HD13	51:M5:19:LEU:HD11	1.97	0.45
52:M6:54:TYR:CD2	52:M6:58:LEU:HD22	2.67	0.45
56:N0:166:LYS:O	56:N0:167:ARG:CB	2.64	0.45
59:N3:135:VAL:HG11	60:N4:26:SER:HB3	1.99	0.45
61:N5:115:ARG:NH1	61:N5:115:ARG:HG3	2.47	0.45
72:O6:55:ARG:O	72:O6:58:ILE:HD13	2.16	0.45
72:O6:86:LYS:HD3	72:O6:86:LYS:HA	2.24	0.45
77:Q1:2:ARG:HD2	1:6:1773:C:OP2	310.56	0.45
79:Q3:20:SER:O	79:Q3:24:ARG:HB2	2.76	0.45
2:S0:178:ALA:HA	2:S0:181:VAL:HG22	2.18	0.45
6:S4:187:ARG:NH2	1:6:753:A:H62	374.60	0.45
6:S4:77:ARG:HD2	6:S4:82:TYR:CE1	4.57	0.45
8:S6:131:LYS:O	60:N4:83:THR:N	2.40	0.45
8:S6:157:VAL:HG22	8:S6:173:PRO:HD2	1.98	0.45
34:SR:245:PHE:O	34:SR:294:TRP:HD1	2.00	0.45
36:1:1631:C:OP2	63:N7:48:ARG:NH2	2.49	0.45
36:1:1899:G:N7	87:1:3929:OHX:N3	2.64	0.45
36:1:1947:G:H1	36:1:2101:C:H42	1.64	0.45
36:1:2357:A:H2'	36:1:2358:A:H8	1.81	0.45
87:1:4084:OHX:N2	87:1:4154:OHX:N4	2.65	0.45
1:2:1017:U:H2'	1:2:1018:U:C6	2.52	0.45
1:2:1480:G:H3'	1:2:1481:C:C6	2.52	0.45
1:2:1797:A:N1	28:D6:87:ARG:HD2	2.31	0.45

Continued on next page...

Continued from previous page...

Atom-1	Atom-2	Interatomic distance (Å)	Clash overlap (Å)
1:2:1657:U:C4	87:2:2088:OHX:N4	2.85	0.45
1:2:329:G:H2'	1:2:330:G:H8	1.80	0.45
1:2:710:U:H2'	1:2:711:U:H5'	1.98	0.45
1:2:843:U:H2'	1:2:844:A:C8	2.51	0.45
38:4:126:A:O2'	38:4:128:U:OP1	2.35	0.45
68:O2:33:ARG:HH22	36:5:1408:G:P	160.53	0.45
36:5:169:U:H4'	36:5:170:G:OP1	2.15	0.45
36:5:1719:G:H2'	36:5:1720:U:O4'	2.17	0.45
36:5:1817:G:O2'	36:5:1818:U:OP2	2.29	0.45
36:5:328:U:O4	87:5:4023:OHX:N1	2.50	0.45
36:5:65:A:C4	36:5:110:G:N7	2.84	0.45
54:M8:151:ARG:HD2	36:5:781:G:OP1	161.45	0.45
1:6:1431:C:H1'	1:6:1437:U:O4	2.16	0.45
1:6:1564:U:H2'	1:6:1565:C:C6	2.51	0.45
1:6:1628:U:H2'	1:6:1629:G:C8	2.51	0.45
1:6:138:A:H62	1:6:266:A:N6	2.14	0.45
1:6:282:C:H2'	1:6:283:U:O4'	2.16	0.45
25:D3:109:ARG:HD3	1:6:571:G:O2'	359.57	0.45
38:8:124:G:OP2	87:8:222:OHX:N2	2.50	0.45
87:5:4203:OHX:N2	87:8:224:OHX:N5	2.63	0.45
13:C1:2:SER:HB2	13:C1:81:HIS:CD2	2.52	0.45
19:C7:33:ARG:NH2	34:SR:109:ASP:OD1	2.50	0.45
20:C8:87:ASN:OD1	20:C8:99:HIS:HA	2.34	0.45
21:C9:40:SER:HB2	21:C9:96:ALA:HA	2.30	0.45
22:D0:70:THR:HG23	1:6:1280:C:O2'	389.63	0.45
25:D3:133:LEU:HD22	25:D3:133:LEU:HA	2.12	0.45
25:D3:79:ASN:CG	25:D3:81:LYS:HG3	2.37	0.45
40:L3:21:ARG:HD3	40:L3:269:GLN:OE1	2.39	0.45
41:L4:144:LYS:HG2	41:L4:145:ILE:H	5.88	0.45
36:1:1426:C:H4'	41:L4:40:THR:HB	1.99	0.45
42:L5:194:LEU:O	42:L5:197:SER:HB3	2.16	0.45
43:L6:18:LEU:N	43:L6:18:LEU:HD22	2.31	0.45
43:L6:43:LEU:HD11	43:L6:85:ILE:HG13	1.98	0.45
45:L8:214:LEU:HA	45:L8:214:LEU:HD12	1.69	0.45
51:M5:186:GLY:O	51:M5:190:THR:HG23	2.17	0.45
45:L8:159:PRO:HG3	51:M5:43:THR:O	4.35	0.45
52:M6:106:GLU:H	52:M6:106:GLU:HG2	1.46	0.45
54:M8:94:PHE:CZ	64:N8:119:PRO:HD3	2.77	0.45
9:S7:39:ARG:HH22	55:M9:185:LEU:HD22	2.85	0.45
64:N8:35:ALA:HB2	36:5:39:A:H5''	167.87	0.45
36:1:1072:G:H21	65:N9:50:THR:HB	1.80	0.45

Continued on next page...

Continued from previous page...

Atom-1	Atom-2	Interatomic distance (Å)	Clash overlap (Å)
65:N9:58:LYS:HA	65:N9:58:LYS:HD2	1.51	0.45
69:O3:59:VAL:O	69:O3:61:GLY:N	2.63	0.45
72:O6:30:LYS:C	72:O6:32:ALA:H	3.38	0.45
73:O7:60:GLY:O	87:O7:104:OHX:N6	2.50	0.45
76:Q0:88:LYS:HB3	76:Q0:88:LYS:HE3	3.72	0.45
4:S2:88:LYS:HD3	4:S2:89:GLN:O	4.92	0.45
7:S5:73:THR:C	7:S5:75:GLY:H	2.55	0.45
8:S6:139:ASN:HA	8:S6:142:ARG:HB2	2.11	0.45
8:S6:164:LYS:HB3	8:S6:167:LYS:O	2.63	0.45
11:S9:6:ARG:HB2	11:S9:6:ARG:HH11	2.86	0.45
35:SM:54:PRO:HB2	35:SM:59:GLY:HA2	2.23	0.45
34:SR:159:ASN:OD1	34:SR:163:ASP:HA	2.17	0.45
36:1:1509:A:O2'	36:1:1510:G:H5'	2.17	0.45
36:1:2578:U:OP1	87:1:4148:OHX:N5	2.49	0.45
36:1:2939:G:OP2	40:L3:2:SER:O	2.34	0.45
36:1:2699:G:OP2	87:1:3905:OHX:N1	2.50	0.45
36:1:1734:G:N7	87:1:3913:OHX:N5	2.64	0.45
87:1:3959:OHX:N5	87:1:4140:OHX:N3	2.65	0.45
87:1:3975:OHX:N5	87:1:4155:OHX:N6	2.65	0.45
36:1:438:A:C5	36:1:439:C:C5	3.05	0.45
36:1:551:A:C4	36:1:552:G:C8	3.04	0.45
36:1:655:C:H2'	36:1:656:A:H8	1.81	0.45
1:2:150:U:H2'	1:2:151:G:O4'	2.17	0.45
36:5:1238:C:HO2'	36:5:1239:C:P	2.35	0.45
58:N2:100:THR:HA	36:5:1677:G:OP1	141.04	0.45
36:5:1757:A:H2'	36:5:1758:G:C8	2.52	0.45
36:5:256:G:H2'	36:5:257:U:C6	2.52	0.45
36:5:2775:U:H2'	36:5:2776:C:H6	1.82	0.45
36:5:2396:G:N2	36:5:2985:C:C2	2.84	0.45
36:5:29:C:H4'	36:5:62:A:H4'	1.97	0.45
36:5:748:U:H2'	36:5:749:C:C6	2.52	0.45
1:6:1096:C:H6	1:6:1096:C:H2'	1.60	0.45
1:6:1350:U:H2'	1:6:1351:G:H8	1.80	0.45
31:D9:24:CYS:HB2	1:6:1434:U:H4'	410.97	0.45
5:S3:75:LYS:HB3	12:C0:22:VAL:HG22	2.34	0.45
13:C1:17:PRO:HG3	13:C1:63:LEU:HD11	1.99	0.45
15:C3:123:HIS:CE1	15:C3:141:TYR:HD2	2.34	0.45
16:C4:84:ARG:HA	16:C4:119:THR:HG22	2.56	0.45
25:D3:132:LEU:O	25:D3:136:TRP:N	2.74	0.45
26:D4:12:VAL:HA	26:D4:23:PHE:HB3	2.62	0.45
28:D6:7:SER:HB2	28:D6:11:ASN:H	1.82	0.45

Continued on next page...

Continued from previous page...

Atom-1	Atom-2	Interatomic distance (Å)	Clash overlap (Å)
40:L3:250:ALA:HB1	36:5:2947:G:N3	219.11	0.45
41:L4:304:GLN:O	41:L4:306:THR:N	2.95	0.45
42:L5:95:TRP:CH2	42:L5:161:GLY:HA2	2.52	0.45
45:L8:107:GLU:O	45:L8:111:LYS:HG2	2.16	0.45
47:M0:36:LEU:HD11	47:M0:69:ARG:HD3	1.98	0.45
53:M7:30:ARG:HA	53:M7:119:VAL:CG1	2.60	0.45
54:M8:178:ARG:HD3	54:M8:178:ARG:HA	1.55	0.45
55:M9:10:LEU:HD12	55:M9:10:LEU:HA	1.81	0.45
55:M9:130:ASN:O	55:M9:131:ALA:HB3	2.17	0.45
52:M6:119:VAL:HG23	56:N0:164:SER:HB3	1.99	0.45
56:N0:84:ARG:HG3	36:5:1295:G:OP1	295.47	0.45
60:N4:63:ILE:HB	60:N4:64:THR:H	3.92	0.45
61:N5:82:LEU:HD11	61:N5:135:ILE:HG21	1.98	0.45
67:O1:43:HIS:O	67:O1:44:MET:HE2	5.92	0.45
68:O2:97:ALA:HB3	68:O2:100:ILE:HG12	1.98	0.45
2:S0:126:PRO:HG2	2:S0:151:SER:HB3	2.10	0.45
6:S4:95:THR:O	6:S4:97:GLU:HG3	2.16	0.45
7:S5:41:LYS:O	7:S5:67:PRO:HB2	2.16	0.45
7:S5:73:THR:HG23	18:C6:114:ARG:CG	2.46	0.45
36:1:109:A:H4'	36:1:110:G:OP1	2.16	0.45
36:1:1796:G:H5''	36:1:1797:A:OP1	2.17	0.45
1:2:1147:A:H2'	1:2:1148:C:C6	2.52	0.45
1:2:1558:U:O4	17:C5:122:THR:HG23	2.17	0.45
1:2:224:C:H2'	1:2:225:A:C8	2.52	0.45
1:2:425:A:H5'	1:2:425:A:H8	1.80	0.45
38:4:37:A:H5''	38:4:39:G:O4'	2.16	0.45
36:5:1013:G:H2'	36:5:1014:U:O4'	2.16	0.45
36:5:2207:A:H62	36:5:2236:G:H1	1.63	0.45
36:5:374:A:N3	36:5:376:G:H5''	2.32	0.45
36:5:90:C:C2'	36:5:91:G:H5'	2.46	0.45
1:6:1309:C:H2'	1:6:1310:U:O4'	2.17	0.45
1:6:43:A:H4'	1:6:99:C:OP1	2.17	0.45
1:6:751:G:C2	1:6:752:A:C4	3.04	0.45
1:6:86:A:O2'	1:6:87:C:H5'	2.17	0.45
15:C3:55:ARG:HD2	15:C3:56:ASP:OD1	4.55	0.45
7:S5:37:GLN:CD	18:C6:53:LEU:HD22	2.51	0.45
20:C8:95:GLY:O	87:C8:201:OHX:N2	2.50	0.45
22:D0:96:PRO:HG2	22:D0:99:ILE:HD11	7.16	0.45
16:C4:114:ARG:HA	28:D6:62:TYR:CZ	2.52	0.45
30:D8:22:ARG:HD2	1:6:1619:C:O2	343.00	0.45
39:L2:69:TYR:OH	36:5:2557:A:OP1	191.84	0.45

Continued on next page...

Continued from previous page...

Atom-1	Atom-2	Interatomic distance (Å)	Clash overlap (Å)
40:L3:153:LYS:HD3	40:L3:154:TYR:CE2	2.52	0.45
40:L3:173:GLN:O	40:L3:173:GLN:HG3	2.12	0.45
40:L3:258:ALA:O	40:L3:259:HIS:CD2	2.93	0.45
41:L4:138:ARG:NH2	41:L4:240:PRO:HB2	2.34	0.45
44:L7:140:SER:O	44:L7:144:ILE:HG13	2.75	0.45
44:L7:98:LYS:HE2	44:L7:98:LYS:HB2	3.27	0.45
45:L8:156:ASP:OD1	45:L8:183:LYS:HG2	2.52	0.45
52:M6:138:LEU:HA	52:M6:138:LEU:HD12	1.57	0.45
53:M7:75:GLU:HG2	53:M7:76:PHE:CD2	2.98	0.45
53:M7:92:GLN:HA	53:M7:95:LEU:HD12	1.98	0.45
55:M9:114:LYS:HB3	55:M9:114:LYS:HE2	1.68	0.45
36:1:1095:U:N3	57:N1:127:GLN:HG2	2.32	0.45
57:N1:9:SER:O	57:N1:55:LYS:HE3	2.17	0.45
67:O1:84:ASP:OD1	67:O1:84:ASP:N	2.67	0.45
67:O1:85:ALA:O	67:O1:87:ASN:N	3.30	0.45
71:O5:62:GLN:O	71:O5:66:VAL:HG23	2.17	0.45
5:S3:54:ARG:HD2	5:S3:57:ASP:OD1	3.69	0.45
6:S4:124:GLY:HA2	6:S4:142:HIS:HE1	1.90	0.45
6:S4:246:LEU:HB3	6:S4:250:GLU:HB2	1.97	0.45
1:2:297:U:OP1	6:S4:37:LYS:HD3	2.17	0.45
34:SR:205:SER:HB3	34:SR:210:LEU:HB2	1.99	0.45
36:1:1845:G:H5'	36:1:1846:C:H5'	1.98	0.45
36:1:1878:G:C3'	36:1:1879:A:H5'	2.47	0.45
36:1:2443:A:N6	36:1:2503:G:C2	2.85	0.45
36:1:2947:G:N3	40:L3:250:ALA:HB1	2.32	0.45
36:1:2112:U:O2'	87:1:3958:OHX:N1	2.50	0.45
36:1:629:U:H2'	36:1:630:A:C8	2.52	0.45
36:1:709:A:O2'	64:N8:57:GLY:HA3	2.16	0.45
36:1:841:A:OP2	87:1:4175:OHX:N2	2.50	0.45
1:2:114:C:H5'	1:2:114:C:H6	1.81	0.45
1:2:1370:U:H1'	1:2:1371:A:OP2	2.16	0.45
1:2:1585:U:N3	1:2:1611:A:C2	2.77	0.45
1:2:287:G:O2'	1:2:288:A:OP2	2.31	0.45
1:2:446:A:N6	1:2:461:G:H21	2.15	0.45
1:2:622:A:H4'	1:2:623:A:OP1	2.16	0.45
38:4:73:U:OP1	62:N6:24:SER:OG	2.25	0.45
36:5:1192:C:C5	87:5:4091:OHX:N4	2.84	0.45
36:5:2871:G:H5''	36:5:2872:A:H5''	1.99	0.45
36:5:3175:U:H3	36:5:3277:U:H3	1.64	0.45
1:6:1255:G:O2'	1:6:1256:A:H8	2.00	0.45
11:S9:149:ARG:HG3	1:6:765:G:C6	431.70	0.45

Continued on next page...

Continued from previous page...

Atom-1	Atom-2	Interatomic distance (Å)	Clash overlap (Å)
1:6:885:G:H2'	1:6:886:U:C6	2.52	0.45
48:M1:152:HIS:ND1	37:7:55:A:O2'	330.37	0.45
17:C5:52:LYS:HG3	17:C5:53:PRO:HD3	1.98	0.45
21:C9:93:HIS:NE2	21:C9:95:ASP:OD1	3.27	0.45
24:D2:14:ILE:HA	24:D2:25:VAL:HG21	1.98	0.45
6:S4:64:ILE:HG12	26:D4:18:LEU:HG	1.99	0.45
27:D5:88:ILE:O	27:D5:104:ALA:N	2.49	0.45
29:D7:20:LYS:O	29:D7:20:LYS:HG2	2.17	0.45
24:D2:24:GLN:HE22	29:D7:4:VAL:HA	4.10	0.45
39:L2:227:ARG:HG2	39:L2:239:ALA:HB2	1.99	0.45
42:L5:211:LEU:HA	42:L5:211:LEU:HD23	1.84	0.45
45:L8:137:ASN:OD1	51:M5:3:ALA:N	2.41	0.45
45:L8:144:GLU:O	45:L8:173:MET:HE3	3.76	0.45
45:L8:94:PHE:HB3	45:L8:189:LEU:HD11	2.36	0.45
51:M5:143:ARG:HH21	71:O5:92:LEU:HD23	1.81	0.45
52:M6:113:ASP:OD2	52:M6:113:ASP:N	2.50	0.45
61:N5:92:LYS:HD2	61:N5:112:THR:HG23	1.99	0.45
62:N6:39:LEU:HA	62:N6:42:GLN:HB2	1.97	0.45
64:N8:6:THR:CG2	64:N8:8:THR:HG23	2.40	0.45
70:O4:65:VAL:HG12	70:O4:70:LYS:HE2	3.29	0.45
72:O6:34:SER:OG	72:O6:37:THR:HG23	3.68	0.45
2:S0:33:GLN:C	2:S0:34:GLU:HG2	2.37	0.45
2:S0:62:ARG:HG3	2:S0:62:ARG:HH11	2.48	0.45
3:S1:212:VAL:O	3:S1:214:LYS:N	2.48	0.45
6:S4:32:SER:HB2	6:S4:83:PRO:HD3	1.99	0.45
7:S5:112:ARG:HD3	1:6:1529:C:OP1	374.18	0.45
7:S5:113:ILE:O	7:S5:117:THR:OG1	2.26	0.45
7:S5:58:LEU:HD11	7:S5:167:ARG:HH12	2.61	0.45
7:S5:216:GLU:O	7:S5:220:VAL:HG23	2.58	0.45
7:S5:222:LYS:HG3	7:S5:225:ARG:NH2	2.32	0.45
9:S7:131:PHE:O	9:S7:133:THR:N	2.49	0.45
36:1:1482:A:H4'	36:1:1483:G:OP2	2.17	0.45
36:1:243:G:H2'	36:1:244:G:O4'	2.17	0.45
36:1:2539:C:H5'	36:1:2541:U:O4	2.17	0.45
36:1:2747:A:H2'	36:1:2748:A:C8	2.51	0.45
36:1:357:A:OP2	87:O9:101:OHX:N4	2.50	0.45
36:1:3200:G:O6	87:1:4128:OHX:N4	2.50	0.45
1:2:1445:G:C5	33:E1:91:ILE:HB	2.52	0.45
1:2:538:A:C8	1:2:543:C:C4	3.05	0.45
1:2:570:A:H5''	1:2:571:G:OP2	2.17	0.45
1:2:611:U:OP1	25:D3:19:ARG:NH2	2.49	0.45

Continued on next page...

Continued from previous page...

Atom-1	Atom-2	Interatomic distance (Å)	Clash overlap (Å)
1:2:701:U:H3	1:2:737:A:N6	2.15	0.45
36:5:200:C:H5'	36:5:221:A:C2	2.52	0.45
36:5:2169:G:O6	87:5:3955:OHX:N5	2.50	0.45
36:5:2404:A:H2'	36:5:2405:C:O5'	2.16	0.45
36:5:2568:C:N4	36:5:2574:G:C6	2.85	0.45
36:5:284:A:H4'	36:5:285:A:C2	2.52	0.45
36:5:3347:A:H61	36:5:3358:U:H3	1.65	0.45
36:5:549:U:H2'	36:5:550:A:H8	1.81	0.45
1:6:463:U:OP1	87:6:2205:OHX:N1	2.50	0.45
13:C1:67:ARG:O	13:C1:127:GLN:HB3	2.42	0.45
13:C1:72:THR:HA	13:C1:123:VAL:O	2.17	0.45
13:C1:6:THR:CB	13:C1:9:SER:HB3	2.47	0.45
19:C7:85:VAL:HG12	19:C7:87:GLU:H	1.82	0.45
20:C8:80:LYS:HD2	20:C8:80:LYS:HA	1.66	0.45
1:2:1359:C:OP1	21:C9:130:ARG:NH1	2.50	0.45
25:D3:28:ASN:N	25:D3:28:ASN:OD1	2.45	0.45
28:D6:17:HIS:ND1	28:D6:18:VAL:O	2.50	0.45
41:L4:182:LEU:HD11	41:L4:223:PRO:HG2	2.82	0.45
45:L8:231:LYS:HB2	45:L8:231:LYS:HE3	4.28	0.45
53:M7:180:LYS:HB3	53:M7:180:LYS:NZ	2.32	0.45
54:M8:64:VAL:HG22	54:M8:96:PHE:CZ	2.52	0.45
56:N0:23:LYS:HD2	56:N0:25:PHE:CZ	2.52	0.45
58:N2:21:SER:HA	58:N2:24:GLU:OE2	2.17	0.45
62:N6:39:LEU:HD13	62:N6:43:TYR:HE2	2.20	0.45
63:N7:26:VAL:HG22	63:N7:42:LEU:O	2.41	0.45
63:N7:81:LEU:HA	63:N7:81:LEU:HD22	2.05	0.45
70:O4:42:PRO:HB2	70:O4:51:LEU:CD2	2.47	0.45
71:O5:90:ARG:NH1	36:5:20:A:OP2	86.45	0.45
2:S0:124:THR:HB	2:S0:174:TRP:HE1	2.84	0.45
2:S0:27:ARG:HH11	2:S0:27:ARG:HB2	1.81	0.45
2:S0:9:LEU:HD23	2:S0:54:TRP:CG	2.51	0.45
2:S0:76:ILE:HD11	2:S0:98:ILE:HD12	2.89	0.45
5:S3:117:ARG:HE	35:SM:126:ASP:CB	6.02	0.45
6:S4:191:ARG:HD3	6:S4:245:LYS:HB2	1.98	0.45
6:S4:36:HIS:CG	6:S4:85:GLY:HA3	2.51	0.45
7:S5:94:THR:CB	7:S5:114:ILE:HG13	2.45	0.45
10:S8:58:LEU:HD11	1:6:1676:U:H5''	270.98	0.45
36:1:1049:C:H2'	36:1:1050:U:H6	1.82	0.44
36:1:108:A:O2'	36:1:109:A:H2'	2.17	0.44
36:1:1534:A:OP1	87:1:3874:OHX:N2	2.50	0.44
36:1:1573:G:H2'	36:1:1573:G:N3	2.32	0.44

Continued on next page...

Continued from previous page...

Atom-1	Atom-2	Interatomic distance (Å)	Clash overlap (Å)
36:1:185:C:H2'	36:1:186:U:H6	1.81	0.44
36:1:250:U:H5''	36:1:251:G:H5''	1.98	0.44
36:1:283:G:OP2	36:1:285:A:H4'	2.17	0.44
1:2:1039:A:O2'	1:2:1040:G:P	2.75	0.44
1:2:181:A:H2'	1:2:182:A:C8	2.52	0.44
1:2:186:C:H5'	10:S8:142:LYS:NZ	2.32	0.44
87:2:2095:OHX:N4	87:2:2115:OHX:N6	2.65	0.44
1:2:741:C:O2'	1:2:742:U:H6	2.00	0.44
37:3:13:A:O4'	37:3:112:G:C8	2.70	0.44
38:4:108:C:H2'	38:4:109:A:O4'	2.16	0.44
36:5:1867:A:H2'	36:5:1868:G:C8	2.52	0.44
36:5:208:C:H2'	36:5:209:A:O4'	2.17	0.44
36:5:1556:C:C4	36:5:2169:G:C4	3.05	0.44
36:5:238:A:H2'	36:5:239:G:O4'	2.17	0.44
36:5:2822:U:H2'	36:5:2823:G:O4'	2.17	0.44
87:5:4035:OHX:N5	87:5:4118:OHX:N3	2.65	0.44
33:E1:135:HIS:HB3	1:6:1250:U:O2'	432.79	0.44
1:6:1714:A:H2'	1:6:1715:G:O4'	2.16	0.44
11:S9:7:THR:HG21	1:6:758:U:OP1	383.49	0.44
1:6:760:A:H2'	1:6:761:G:O4'	2.17	0.44
14:C2:67:THR:HB	1:6:1228:G:N7	460.20	0.44
20:C8:136:GLN:H	20:C8:136:GLN:HG2	1.79	0.44
21:C9:84:LYS:HD2	21:C9:86:ARG:HG2	1.98	0.44
21:C9:86:ARG:HG3	21:C9:86:ARG:HH11	1.82	0.44
23:D1:69:LEU:HD23	23:D1:69:LEU:HA	2.20	0.44
28:D6:18:VAL:HG21	28:D6:33:ASP:OD1	2.17	0.44
31:D9:30:LEU:HA	31:D9:39:CYS:HA	2.23	0.44
40:L3:123:TYR:CE2	40:L3:124:LYS:HG3	2.52	0.44
40:L3:153:LYS:HE2	40:L3:154:TYR:CZ	3.56	0.44
40:L3:117:ARG:CZ	40:L3:175:LYS:HD3	2.48	0.44
42:L5:184:ASP:HB3	42:L5:187:THR:HG23	1.99	0.44
42:L5:261:THR:O	42:L5:264:GLN:N	2.97	0.44
48:M1:54:VAL:HG13	48:M1:59:ILE:HD11	5.17	0.44
48:M1:63:GLU:O	48:M1:64:LYS:HB2	2.17	0.44
49:M3:28:GLN:HB3	51:M5:201:ARG:HD3	2.78	0.44
36:1:103:G:OP1	49:M3:70:ARG:NH2	2.50	0.44
50:M4:84:LYS:O	50:M4:87:ALA:HB3	2.16	0.44
51:M5:135:VAL:CG1	51:M5:142:ILE:HG12	2.46	0.44
53:M7:30:ARG:C	53:M7:30:ARG:HD3	2.40	0.44
55:M9:99:LEU:O	55:M9:103:ARG:HB2	2.16	0.44
57:N1:96:ILE:HA	57:N1:96:ILE:HD13	3.03	0.44

Continued on next page...

Continued from previous page...

Atom-1	Atom-2	Interatomic distance (Å)	Clash overlap (Å)
59:N3:129:VAL:O	59:N3:133:SER:OG	2.35	0.44
59:N3:39:VAL:HG21	59:N3:51:ALA:C	2.38	0.44
61:N5:115:ARG:HH11	61:N5:115:ARG:CG	2.41	0.44
62:N6:57:LEU:HD22	62:N6:58:VAL:N	2.79	0.44
72:O6:30:LYS:O	72:O6:32:ALA:N	4.08	0.44
2:S0:55:GLU:OE2	23:D1:80:LYS:N	2.34	0.44
3:S1:164:ILE:O	3:S1:168:ILE:HG13	2.49	0.44
3:S1:21:VAL:HG23	3:S1:22:ASP:H	2.04	0.44
5:S3:66:ILE:O	5:S3:70:THR:HG23	4.01	0.44
8:S6:26:VAL:HG21	8:S6:40:ALA:HB1	1.99	0.44
8:S6:77:LEU:HD12	8:S6:95:LYS:HB2	3.19	0.44
9:S7:98:ILE:HD13	9:S7:118:LEU:HD23	1.98	0.44
10:S8:76:THR:HB	10:S8:105:ASP:HB2	1.99	0.44
1:2:380:U:H5	11:S9:5:PRO:HA	1.82	0.44
34:SR:117:LYS:H	34:SR:117:LYS:HE2	1.80	0.44
36:1:1212:A:H2'	36:1:1213:G:H5''	2.00	0.44
36:1:1717:U:H2'	36:1:1718:G:C8	2.52	0.44
36:1:1807:G:C6	36:1:1808:G:N1	2.86	0.44
36:1:1838:G:H4'	36:1:1839:A:N3	2.32	0.44
36:1:197:G:H2'	36:1:198:A:C8	2.51	0.44
36:1:2892:A:H2'	36:1:2893:C:C6	2.52	0.44
36:1:3295:A:OP2	40:L3:126:LYS:N	2.30	0.44
36:1:432:G:OP1	69:O3:65:ARG:NH2	2.46	0.44
36:1:736:A:H2'	36:1:737:G:O4'	2.17	0.44
36:1:90:C:H2'	36:1:91:G:H5'	1.98	0.44
1:2:1524:A:H2'	1:2:1525:A:C8	2.53	0.44
1:2:191:C:O2'	1:2:192:U:O5'	2.30	0.44
87:2:2074:OHX:N3	87:2:2161:OHX:N5	2.65	0.44
87:2:2095:OHX:N3	87:2:2115:OHX:N5	2.65	0.44
1:2:830:U:H2'	1:2:830:U:O2	2.16	0.44
37:3:112:G:H2'	37:3:113:C:C6	2.52	0.44
36:5:2927:C:H2'	36:5:2928:C:C6	2.52	0.44
40:L3:2:SER:HB3	36:5:2943:G:O5'	236.34	0.44
87:5:4203:OHX:N2	87:8:224:OHX:N1	2.64	0.44
1:6:386:G:H2'	1:6:387:A:C8	2.52	0.44
1:6:894:U:H2'	1:6:895:G:C8	2.52	0.44
13:C1:54:ILE:HD13	13:C1:54:ILE:HA	3.09	0.44
16:C4:29:HIS:CD2	16:C4:41:ARG:HB2	4.55	0.44
21:C9:77:ASN:OD1	21:C9:101:ASN:ND2	2.48	0.44
24:D2:55:ASP:C	24:D2:57:ARG:H	2.19	0.44
26:D4:14:SER:HA	26:D4:21:LYS:HG3	1.98	0.44

Continued on next page...

Continued from previous page...

Atom-1	Atom-2	Interatomic distance (Å)	Clash overlap (Å)
28:D6:24:VAL:HG11	28:D6:71:LEU:HD12	1.99	0.44
40:L3:320:ASP:N	40:L3:320:ASP:OD1	3.64	0.44
41:L4:166:VAL:HG12	41:L4:170:LYS:HD3	2.00	0.44
42:L5:83:LEU:HB3	42:L5:88:ILE:HB	1.99	0.44
45:L8:167:PRO:HB3	45:L8:177:TYR:CE1	3.11	0.44
48:M1:10:ARG:HB2	48:M1:133:ARG:HD3	2.55	0.44
49:M3:46:ILE:HA	49:M3:46:ILE:HD13	2.33	0.44
50:M4:115:PHE:O	50:M4:119:GLN:HG3	2.18	0.44
54:M8:184:PHE:CD1	36:5:2730:G:H4'	191.20	0.44
56:N0:84:ARG:HD3	37:7:89:G:H4'	287.06	0.44
63:N7:46:ILE:HD11	63:N7:49:TYR:CA	2.65	0.44
49:M3:158:ALA:O	64:N8:124:ILE:HD11	2.99	0.44
70:O4:81:CYS:SG	70:O4:84:CYS:SG	3.22	0.44
2:S0:148:ASP:OD1	2:S0:149:LEU:N	2.44	0.44
2:S0:172:LEU:HD22	2:S0:176:LEU:HG	2.16	0.44
2:S0:25:GLY:HA2	2:S0:48:ILE:HD11	2.00	0.44
7:S5:182:ALA:O	7:S5:186:ASN:ND2	2.50	0.44
7:S5:73:THR:HG22	7:S5:74:ALA:N	3.10	0.44
8:S6:167:LYS:HD3	8:S6:169:TYR:CE2	2.52	0.44
11:S9:40:LYS:HA	11:S9:43:TYR:HB2	1.99	0.44
36:1:1094:U:O2'	36:1:1095:U:O5'	2.31	0.44
36:1:1262:G:C6	36:1:1278:A:N6	2.85	0.44
36:1:1878:G:C2'	36:1:1879:A:H5'	2.47	0.44
36:1:2136:C:H2'	36:1:2142:A:N6	2.32	0.44
36:1:2191:U:H2'	36:1:2192:C:O4'	2.17	0.44
36:1:2378:C:H2'	36:1:2379:U:H6	1.80	0.44
36:1:2405:C:O2	36:1:2819:A:N1	2.51	0.44
36:1:2616:C:C2'	36:1:2617:U:H5'	2.48	0.44
36:1:2759:U:H5''	36:1:2760:C:H5'	1.98	0.44
87:1:4003:OHX:N4	87:1:4172:OHX:N1	2.65	0.44
1:2:1482:C:OP2	1:2:1521:G:N2	2.49	0.44
1:2:511:A:N6	1:2:539:G:O6	2.48	0.44
45:L8:129:PRO:HB3	36:5:121:A:C2	101.34	0.44
71:O5:95:PHE:N	36:5:135:C:O2'	57.62	0.44
36:5:1622:U:H2'	36:5:1623:G:H8	1.82	0.44
36:5:2298:U:O4	36:5:2923:U:H5	2.00	0.44
36:5:65:A:H2'	36:5:110:G:N7	2.33	0.44
18:C6:66:ARG:NH1	1:6:1351:G:OP1	434.27	0.44
1:6:1166:A:O2'	1:6:1587:A:H4'	2.17	0.44
28:D6:6:ALA:H	1:6:1796:C:H5	345.17	0.44
1:6:626:U:H2'	1:6:627:C:H6	1.82	0.44

Continued on next page...

Continued from previous page...

Atom-1	Atom-2	Interatomic distance (Å)	Clash overlap (Å)
1:6:831:U:H2'	1:6:831:U:OP2	2.18	0.44
17:C5:14:THR:HB	17:C5:22:LEU:HB2	1.99	0.44
19:C7:66:VAL:HB	19:C7:69:ILE:HD11	2.00	0.44
26:D4:47:VAL:O	26:D4:49:LYS:NZ	2.26	0.44
26:D4:86:GLU:OE1	26:D4:90:ARG:HD2	2.48	0.44
27:D5:49:ARG:NH1	27:D5:69:LEU:HA	7.85	0.44
33:E1:119:ARG:O	33:E1:132:LEU:N	2.77	0.44
39:L2:187:HIS:ND1	39:L2:190:ARG:NH1	3.88	0.44
39:L2:73:GLU:HG3	39:L2:74:GLU:N	2.32	0.44
36:1:2163:C:H4'	39:L2:7:ASN:O	2.17	0.44
40:L3:221:THR:HG22	40:L3:272:TYR:H	1.83	0.44
40:L3:5:LYS:HG3	40:L3:6:TYR:CD1	2.52	0.44
41:L4:205:PRO:HG2	41:L4:225:VAL:HG22	2.43	0.44
41:L4:209:TYR:O	41:L4:230:VAL:HG22	2.50	0.44
41:L4:271:LYS:HB2	41:L4:274:TYR:CB	2.79	0.44
41:L4:346:LYS:H	41:L4:346:LYS:HG2	1.61	0.44
42:L5:107:ARG:HA	42:L5:107:ARG:HE	1.83	0.44
42:L5:229:ASP:HB2	42:L5:231:ILE:HG12	4.78	0.44
42:L5:74:VAL:HG23	42:L5:76:ALA:H	6.04	0.44
47:M0:216:TYR:CG	47:M0:217:PHE:N	2.85	0.44
52:M6:114:LYS:HG2	36:5:3180:A:C6	274.21	0.44
55:M9:25:ASP:HA	55:M9:26:PRO:HD2	2.06	0.44
60:N4:6:ASP:HB3	60:N4:10:GLY:H	1.82	0.44
69:O3:12:LYS:NZ	69:O3:95:GLY:O	2.42	0.44
39:L2:96:LEU:HD13	79:Q3:83:ILE:HG23	1.99	0.44
3:S1:31:ASP:HA	3:S1:45:LYS:HA	2.00	0.44
5:S3:58:VAL:O	5:S3:66:ILE:HG12	2.17	0.44
7:S5:97:LEU:HA	7:S5:97:LEU:HD23	2.09	0.44
10:S8:21:PHE:O	10:S8:22:ARG:HG2	2.18	0.44
11:S9:162:SER:HA	11:S9:163:PRO:HD2	2.47	0.44
11:S9:30:LEU:HD23	11:S9:30:LEU:HA	2.01	0.44
11:S9:38:ASN:HB2	11:S9:41:GLU:HG3	1.99	0.44
36:1:1109:U:H2'	36:1:1110:U:C6	2.51	0.44
36:1:2115:G:H22	36:1:2120:A:H1'	1.83	0.44
36:1:2860:U:H6	36:1:2860:U:C5'	2.22	0.44
36:1:594:U:H2'	36:1:609:G:O6	2.18	0.44
1:2:1181:U:H2'	1:2:1182:U:O4'	2.17	0.44
1:2:1316:G:H2'	1:2:1317:C:C6	2.53	0.44
1:2:1542:G:H22	1:2:1568:C:H1'	1.82	0.44
1:2:29:U:H2'	1:2:30:G:C8	2.52	0.44
1:2:609:U:H4'	1:2:610:G:O5'	2.17	0.44

Continued on next page...

Continued from previous page...

Atom-1	Atom-2	Interatomic distance (Å)	Clash overlap (Å)
1:2:82:U:H2'	1:2:83:G:O4'	2.18	0.44
36:5:1176:C:H2'	36:5:1177:G:N2	2.32	0.44
36:5:1530:U:OP1	87:5:3992:OHX:N1	2.51	0.44
36:5:2733:A:H2'	36:5:2734:A:O4'	2.18	0.44
36:5:2317:A:OP2	87:5:4187:OHX:N6	2.50	0.44
36:5:627:U:H2'	36:5:628:A:C8	2.52	0.44
36:5:718:G:N7	36:5:721:G:H1'	2.32	0.44
1:6:1152:A:O2'	1:6:1153:G:H5'	2.17	0.44
17:C5:128:HIS:HA	1:6:1180:C:O2'	335.47	0.44
1:6:1274:C:H4'	1:6:1275:A:O5'	2.17	0.44
1:6:470:A:H5''	1:6:470:A:C8	2.51	0.44
1:6:481:A:C2	1:6:508:U:C2	3.06	0.44
1:6:800:U:H2'	1:6:801:G:H8	1.82	0.44
1:6:811:A:C4	1:6:858:G:H1'	2.53	0.44
12:C0:76:LEU:H	12:C0:76:LEU:HD22	1.82	0.44
16:C4:81:VAL:HG22	16:C4:115:ILE:HG23	3.53	0.44
20:C8:91:ASP:HB3	20:C8:95:GLY:H	1.95	0.44
20:C8:8:GLN:HB3	20:C8:9:GLY:H	3.14	0.44
23:D1:2:GLU:HG2	23:D1:6:GLY:HA2	3.97	0.44
24:D2:27:ILE:HG12	24:D2:61:ILE:HB	1.99	0.44
25:D3:73:ARG:NH2	25:D3:84:THR:HG22	2.25	0.44
39:L2:188:LYS:HD3	39:L2:192:LYS:HD2	5.02	0.44
40:L3:332:ARG:NH1	40:L3:332:ARG:HG2	2.31	0.44
43:L6:45:GLY:O	43:L6:48:ARG:NH1	4.76	0.44
45:L8:122:LYS:C	45:L8:124:ASP:H	3.00	0.44
46:L9:188:THR:OG1	46:L9:188:THR:O	2.31	0.44
47:M0:76:MET:HE1	47:M0:148:VAL:HG22	2.76	0.44
52:M6:8:VAL:HG12	52:M6:117:ARG:HB3	2.00	0.44
56:N0:171:PHE:O	56:N0:172:TYR:C	4.23	0.44
59:N3:125:LEU:HB3	59:N3:126:TRP:CD1	3.23	0.44
69:O3:45:LEU:HA	69:O3:71:VAL:HG12	2.16	0.44
2:S0:167:LYS:HB3	2:S0:168:HIS:H	1.39	0.44
3:S1:88:VAL:HG21	3:S1:96:LEU:HD21	1.98	0.44
5:S3:58:VAL:O	5:S3:60:GLY:N	3.57	0.44
7:S5:172:ILE:O	7:S5:176:THR:HG23	2.18	0.44
9:S7:166:LEU:HA	9:S7:166:LEU:HD12	1.75	0.44
36:1:1285:G:O2'	36:1:1286:A:OP2	2.32	0.44
36:1:1580:A:H4'	36:1:1581:C:O5'	2.17	0.44
36:1:1940:G:H2'	36:1:1941:C:O4'	2.18	0.44
36:1:3251:U:H2'	36:1:3252:G:C8	2.53	0.44
36:1:3136:G:OP2	87:1:4099:OHX:N6	2.50	0.44

Continued on next page...

Continued from previous page...

Atom-1	Atom-2	Interatomic distance (Å)	Clash overlap (Å)
36:1:980:A:H2'	36:1:981:U:C1'	2.47	0.44
1:2:1261:G:H2'	1:2:1262:U:C6	2.53	0.44
1:2:1332:C:O5'	1:2:1332:C:H6	2.00	0.44
1:2:1492:A:HO2'	1:2:1493:A:H8	1.54	0.44
1:2:1795:U:H3'	28:D6:5:ARG:HH12	1.83	0.44
87:2:2074:OHX:N4	87:2:2161:OHX:N2	2.66	0.44
87:2:2074:OHX:N3	87:2:2161:OHX:N1	2.64	0.44
1:2:620:A:O2'	1:2:621:A:H5'	2.18	0.44
36:5:1514:G:C6	36:5:1841:A:C5	3.06	0.44
55:M9:20:ARG:HG3	36:5:1875:G:OP2	138.26	0.44
36:5:2799:A:H5''	36:5:2800:G:O5'	2.17	0.44
36:5:2895:G:C2'	36:5:2896:A:H5''	2.45	0.44
46:L9:70:THR:HB	36:5:3112:G:O2'	330.10	0.44
36:5:3121:U:H1'	36:5:3122:A:H5''	1.99	0.44
36:5:626:U:O4	87:5:3984:OHX:N4	2.50	0.44
36:5:1817:G:OP1	87:5:4180:OHX:N1	2.49	0.44
1:6:961:U:H2'	1:6:962:C:H6	1.83	0.44
16:C4:114:ARG:HE	28:D6:62:TYR:HE1	1.66	0.44
18:C6:116:LEU:HA	18:C6:116:LEU:HD23	3.99	0.44
18:C6:45:ARG:HD3	18:C6:49:TYR:OH	2.18	0.44
20:C8:72:ILE:HG12	20:C8:79:TYR:CG	2.52	0.44
40:L3:204:ALA:O	40:L3:207:SER:OG	2.30	0.44
40:L3:46:PHE:CZ	40:L3:205:VAL:HG13	3.67	0.44
40:L3:92:TYR:CE1	40:L3:159:ARG:HD2	2.53	0.44
41:L4:140:HIS:HA	41:L4:177:ASP:OD1	2.18	0.44
44:L7:186:HIS:CE1	44:L7:190:THR:HG21	3.19	0.44
48:M1:91:LEU:HD12	48:M1:163:PHE:CZ	2.52	0.44
49:M3:31:LYS:O	49:M3:35:ARG:HB2	2.18	0.44
52:M6:108:ILE:HG21	52:M6:108:ILE:HD13	2.16	0.44
53:M7:36:ILE:HG12	53:M7:44:ALA:HB1	2.00	0.44
36:1:743:C:O2	54:M8:141:ARG:HD2	2.18	0.44
55:M9:106:LEU:HB3	55:M9:120:TYR:CE1	2.53	0.44
59:N3:17:LEU:HD21	59:N3:98:ASN:ND2	2.31	0.44
71:O5:102:GLU:O	71:O5:106:LYS:HG3	2.28	0.44
71:O5:81:ARG:NH2	36:5:18:G:OP1	77.13	0.44
2:S0:206:ASP:N	2:S0:207:PRO:HA	4.19	0.44
3:S1:193:ILE:HD13	3:S1:193:ILE:HA	2.81	0.44
3:S1:61:LEU:HD12	3:S1:64:ARG:HD2	7.53	0.44
4:S2:218:ILE:H	4:S2:218:ILE:HG13	1.62	0.44
7:S5:175:LEU:HD22	7:S5:198:LEU:HD23	1.98	0.44
8:S6:22:HIS:CE1	8:S6:25:ARG:NH2	4.81	0.44

Continued on next page...

Continued from previous page...

Atom-1	Atom-2	Interatomic distance (Å)	Clash overlap (Å)
11:S9:110:GLN:OE1	11:S9:126:ARG:HG2	2.58	0.44
11:S9:159:ALA:O	11:S9:165:GLY:HA3	2.58	0.44
11:S9:91:LYS:O	11:S9:92:LYS:HG2	2.17	0.44
35:SM:101:ASP:O	35:SM:102:THR:HB	2.18	0.44
36:1:1389:G:H5''	68:O2:101:SER:HB3	1.99	0.44
36:1:1481:A:OP1	36:1:1481:A:O4'	2.36	0.44
36:1:1553:U:C4'	36:1:1554:U:H5'	2.47	0.44
36:1:1597:C:H2'	36:1:1598:G:C8	2.52	0.44
36:1:2526:C:OP1	39:L2:38:HIS:HE1	2.01	0.44
36:1:2552:C:H5	66:O0:53:LYS:NZ	2.16	0.44
36:1:900:G:H1'	36:1:1589:A:H61	1.81	0.44
1:2:1316:G:H2'	1:2:1317:C:H6	1.82	0.44
1:2:1646:C:H2'	1:2:1647:U:H6	1.82	0.44
1:2:1760:G:HO2'	1:2:1781:A:H2	1.62	0.44
87:2:2074:OHX:N4	87:2:2161:OHX:N1	2.66	0.44
36:5:1898:G:OP2	87:5:3946:OHX:N5	2.51	0.44
36:5:2440:G:O2'	36:5:2441:A:OP1	2.34	0.44
87:5:4035:OHX:N1	87:5:4118:OHX:N4	2.66	0.44
13:C1:65:SER:HB3	1:6:114:C:O2	316.18	0.44
1:6:187:G:H4'	1:6:188:A:OP1	2.17	0.44
1:6:564:G:O6	87:6:2155:OHX:N5	2.51	0.44
13:C1:94:ILE:HA	13:C1:95:PRO:HD3	1.82	0.44
18:C6:93:HIS:HA	18:C6:97:VAL:HG23	1.99	0.44
27:D5:49:ARG:HD2	27:D5:53:GLU:OE1	3.77	0.44
29:D7:19:HIS:CE1	29:D7:21:LEU:H	3.03	0.44
30:D8:22:ARG:NH1	1:6:1619:C:O2	340.33	0.44
30:D8:27:GLN:HE22	30:D8:64:ARG:HE	1.65	0.44
40:L3:49:TYR:O	40:L3:80:ASP:N	2.63	0.44
43:L6:60:ASP:O	43:L6:61:ASN:HB2	2.18	0.44
45:L8:251:LYS:HB2	45:L8:251:LYS:NZ	2.32	0.44
46:L9:7:GLU:HA	46:L9:68:LEU:HD11	2.35	0.44
47:M0:33:ILE:H	47:M0:33:ILE:HG12	1.62	0.44
48:M1:101:ASN:HB3	48:M1:130:VAL:HA	1.99	0.44
36:1:1307:G:H5'	52:M6:60:LYS:NZ	2.33	0.44
1:2:850:A:OP1	55:M9:162:ARG:HG2	2.17	0.44
64:N8:6:THR:HG23	64:N8:8:THR:H	1.82	0.44
66:O0:34:LEU:HD12	66:O0:34:LEU:HA	1.81	0.44
71:O5:94:LYS:O	71:O5:98:SER:HB2	4.20	0.44
73:O7:2:GLY:HA2	73:O7:6:PRO:HG2	2.00	0.44
75:O9:5:LYS:HD3	75:O9:13:MET:CE	2.46	0.44
78:Q2:45:ARG:NH2	36:5:283:G:OP1	147.68	0.44

Continued on next page...

Continued from previous page...

Atom-1	Atom-2	Interatomic distance (Å)	Clash overlap (Å)
4:S2:152:HIS:ND1	4:S2:174:ARG:HG3	2.33	0.44
4:S2:188:LEU:HA	4:S2:188:LEU:HD23	2.03	0.44
6:S4:120:SER:O	6:S4:164:LEU:HB2	2.18	0.44
7:S5:29:ILE:HA	7:S5:30:PRO:HD3	1.81	0.44
8:S6:141:ILE:HG21	8:S6:153:VAL:HG13	2.00	0.44
11:S9:101:VAL:HG23	11:S9:102:GLU:OE2	4.39	0.44
36:1:110:G:H5''	49:M3:91:ARG:HH21	1.82	0.44
36:1:1525:G:N3	36:1:1525:G:H2'	2.32	0.44
36:1:2206:G:C2	36:1:2207:A:C8	3.05	0.44
36:1:249:U:H1'	36:1:250:U:C2	2.52	0.44
36:1:2659:G:H4'	36:1:2751:G:O2'	2.18	0.44
36:1:2767:U:OP1	78:Q2:33:ALA:O	2.36	0.44
36:1:3118:C:H4'	76:Q0:106:ARG:NH2	2.33	0.44
36:1:346:C:OP1	41:L4:52:VAL:HG22	2.18	0.44
1:2:1564:U:H2'	1:2:1565:C:H6	1.77	0.44
1:2:404:G:H2'	1:2:405:C:C6	2.52	0.44
1:2:61:A:H8	1:2:269:G:O2'	2.01	0.44
1:2:649:U:HO2'	1:2:650:U:P	2.38	0.44
37:3:97:A:H2'	37:3:98:C:C6	2.52	0.44
65:N9:50:THR:HG21	36:5:1072:G:H21	208.45	0.44
36:5:1369:A:H2'	36:5:1370:G:O4'	2.18	0.44
36:5:2942:C:O2	87:5:4055:OHX:N6	2.51	0.44
36:5:1317:A:OP1	87:5:4097:OHX:N1	2.51	0.44
1:6:1017:U:H2'	1:6:1018:U:C6	2.53	0.44
1:6:1432:U:H4'	1:6:1433:G:H5''	2.00	0.44
87:6:2068:OHX:N3	87:6:2076:OHX:N5	2.66	0.44
1:6:992:A:H2'	1:6:993:A:H5'	2.00	0.44
38:8:83:C:H4'	38:8:85:G:N2	2.32	0.44
15:C3:117:LEU:HD23	15:C3:117:LEU:HA	2.15	0.44
17:C5:127:ARG:O	17:C5:130:ARG:NH1	4.89	0.44
17:C5:17:TYR:HB2	17:C5:25:LEU:HD11	2.00	0.44
17:C5:85:ILE:HD11	17:C5:116:LEU:HD23	1.99	0.44
22:D0:96:PRO:O	22:D0:100:VAL:HG23	2.19	0.44
23:D1:40:ASP:HB3	23:D1:46:ILE:HD11	1.99	0.44
23:D1:81:ASN:O	23:D1:82:VAL:HB	2.17	0.44
26:D4:42:GLU:O	26:D4:46:GLU:HG3	2.18	0.44
28:D6:28:LYS:HG2	28:D6:29:SER:O	2.17	0.44
1:2:1796:C:OP1	28:D6:87:ARG:NH1	2.48	0.44
24:D2:24:GLN:NE2	29:D7:3:LEU:O	5.42	0.44
33:E1:108:VAL:HG12	33:E1:114:VAL:HG22	4.39	0.44
40:L3:87:VAL:HB	40:L3:110:LEU:HD11	1.99	0.44

Continued on next page...

Continued from previous page...

Atom-1	Atom-2	Interatomic distance (Å)	Clash overlap (Å)
42:L5:11:ALA:O	42:L5:15:ARG:HG3	2.18	0.44
42:L5:49:TYR:CD1	42:L5:66:SER:HB3	2.53	0.44
43:L6:148:GLU:OE1	43:L6:151:LYS:HE3	3.61	0.44
45:L8:149:LYS:O	45:L8:176:PRO:HG2	2.18	0.44
52:M6:102:LEU:HD12	52:M6:103:LYS:N	2.32	0.44
52:M6:68:ARG:HH12	36:5:2988:C:P	216.18	0.44
57:N1:95:HIS:O	57:N1:96:ILE:HD12	2.18	0.44
62:N6:5:SER:HB3	62:N6:8:VAL:HG12	2.00	0.44
67:O1:42:LEU:O	67:O1:42:LEU:HG	2.17	0.44
71:O5:14:LYS:HB3	71:O5:15:GLU:OE2	7.76	0.44
76:Q0:127:LEU:HA	76:Q0:127:LEU:HD23	1.74	0.44
79:Q3:27:LYS:O	79:Q3:31:ILE:HG13	2.18	0.44
79:Q3:73:THR:HB	79:Q3:76:ALA:CB	3.30	0.44
3:S1:104:ASP:HA	3:S1:214:LYS:HE2	1.98	0.44
4:S2:163:GLY:O	4:S2:164:SER:HB3	4.20	0.44
2:S0:139:VAL:HG23	4:S2:62:PRO:HG3	2.55	0.44
6:S4:161:LYS:HB3	6:S4:170:THR:O	4.37	0.44
6:S4:195:ILE:HD13	6:S4:195:ILE:HG21	1.78	0.44
10:S8:81:VAL:HB	10:S8:94:ASN:OD1	2.18	0.44
11:S9:146:PHE:HZ	1:6:765:G:C2	431.04	0.44
5:S3:115:ILE:HG21	35:SM:110:TRP:HA	1.98	0.44
36:1:2510:U:O2'	36:1:2511:A:P	2.76	0.44
36:1:3154:C:C2	36:1:3157:U:O4	2.71	0.44
36:1:3022:G:O2'	87:1:4073:OHX:N2	2.50	0.44
36:1:590:G:C2	36:1:610:G:H2'	2.53	0.44
36:1:873:C:H5''	36:1:874:U:O5'	2.17	0.44
1:2:1338:C:H1'	1:2:1410:A:C4	2.52	0.44
1:2:1409:G:N2	1:2:1411:A:H3'	2.32	0.44
1:2:1477:G:H2'	1:2:1478:G:H8	1.81	0.44
1:2:1560:U:C4	1:2:1561:U:C4	3.06	0.44
1:2:422:G:OP1	87:2:2041:OHX:N6	2.50	0.44
1:2:495:C:H3'	1:2:496:G:O4'	2.17	0.44
1:2:843:U:H2'	1:2:844:A:H8	1.82	0.44
36:5:2599:U:H2'	36:5:2600:C:C6	2.53	0.44
51:M5:12:ARG:HG3	36:5:268:A:C4	127.69	0.44
36:5:3159:C:H2'	36:5:3160:U:C6	2.52	0.44
87:5:4094:OHX:N5	87:5:4235:OHX:N6	2.66	0.44
1:6:604:A:OP2	87:6:2152:OHX:N4	2.51	0.44
1:6:681:U:H4'	1:6:682:C:OP1	2.16	0.44
13:C1:96:LYS:HD3	13:C1:97:TYR:CZ	4.52	0.44
19:C7:13:SER:CB	19:C7:54:THR:HG22	2.61	0.44

Continued on next page...

Continued from previous page...

Atom-1	Atom-2	Interatomic distance (Å)	Clash overlap (Å)
21:C9:117:SER:HB2	21:C9:123:ARG:HB3	2.89	0.44
22:D0:18:GLN:O	22:D0:96:PRO:HA	2.18	0.44
23:D1:58:TYR:OH	24:D2:20:THR:HA	2.38	0.44
26:D4:112:LYS:O	26:D4:116:LYS:HG3	2.17	0.44
29:D7:49:HIS:HD2	1:6:958:U:H5'	342.66	0.44
32:E0:36:LYS:HD3	32:E0:36:LYS:HA	1.61	0.44
32:E0:48:THR:OG1	32:E0:49:LEU:HD22	4.64	0.44
39:L2:104:LEU:HB3	39:L2:146:THR:HG21	1.99	0.44
40:L3:331:ASN:OD1	40:L3:331:ASN:N	2.53	0.44
43:L6:98:VAL:HA	43:L6:101:PHE:CD2	2.65	0.44
87:1:3957:OHX:N4	44:L7:217:PRO:HA	2.32	0.44
46:L9:90:MET:HB2	46:L9:144:ILE:HG22	2.02	0.44
47:M0:38:LYS:HG2	47:M0:41:ALA:HB2	2.38	0.44
47:M0:42:THR:HG23	47:M0:45:GLU:HB2	2.00	0.44
48:M1:65:ILE:HG21	48:M1:65:ILE:HD13	1.79	0.44
49:M3:109:PHE:O	49:M3:113:VAL:HG23	2.19	0.44
51:M5:183:THR:O	51:M5:184:LYS:HB2	2.18	0.44
54:M8:150:VAL:HA	54:M8:153:PHE:CD1	2.53	0.44
54:M8:26:LEU:O	54:M8:30:VAL:HG23	2.17	0.44
50:M4:38:ILE:HD11	56:N0:150:PHE:HE2	1.82	0.44
57:N1:105:PHE:CE2	36:5:1062:A:H4'	245.18	0.44
58:N2:38:ILE:HG13	58:N2:56:VAL:HB	2.81	0.44
36:1:2339:C:OP2	59:N3:48:ARG:HG2	2.17	0.44
59:N3:82:ALA:O	59:N3:94:TYR:HB2	2.17	0.44
61:N5:80:ASN:ND2	61:N5:126:LEU:HB2	2.32	0.44
2:S0:185:ARG:HB3	2:S0:186:GLY:H	4.40	0.44
5:S3:69:LEU:HD12	5:S3:69:LEU:HA	4.58	0.44
8:S6:132:ARG:HD2	1:6:150:U:C1'	327.95	0.44
9:S7:47:ARG:HG3	9:S7:61:PHE:HE2	2.55	0.44
11:S9:2:PRO:HA	1:6:381:C:OP1	360.95	0.44
11:S9:3:ARG:CD	11:S9:3:ARG:H	3.32	0.44
34:SR:36:ALA:HB2	34:SR:71:CYS:HB3	2.00	0.44
36:1:112:U:H6	36:1:112:U:H2'	1.53	0.44
36:1:1723:A:N1	36:1:1788:C:O2'	2.43	0.44
36:1:2582:C:H2'	36:1:2583:C:H6	1.83	0.44
36:1:2921:U:O5'	36:1:2921:U:H6	2.01	0.44
36:1:3174:A:C6	36:1:3175:U:C4	3.06	0.44
36:1:551:A:O2'	36:1:552:G:O5'	2.30	0.44
36:1:564:G:H2'	36:1:565:U:C6	2.53	0.44
36:1:582:G:O6	87:1:4172:OHX:N2	2.50	0.44
1:2:142:G:C5	1:2:266:A:C6	3.05	0.44

Continued on next page...

Continued from previous page...

Atom-1	Atom-2	Interatomic distance (Å)	Clash overlap (Å)
1:2:542:A:H2'	1:2:543:C:H3'	1.99	0.44
1:2:990:C:O2'	16:C4:127:ARG:HD3	2.18	0.44
36:5:209:A:H4'	36:5:211:A:C8	2.53	0.44
53:M7:139:TYR:CE2	36:5:2355:G:H4'	147.87	0.44
1:6:1451:C:H2'	1:6:1452:U:H6	1.80	0.44
1:6:193:U:C4	1:6:195:G:C8	3.06	0.44
26:D4:66:GLY:HA2	1:6:532:U:H4'	432.70	0.44
1:6:661:A:N3	1:6:670:U:N3	2.66	0.44
1:6:826:U:H2'	1:6:827:C:C6	2.53	0.44
13:C1:72:THR:O	13:C1:88:ARG:HD2	3.34	0.44
18:C6:10:PHE:CE2	1:6:1379:C:H5'	432.68	0.44
20:C8:42:TYR:HE2	20:C8:73:MET:HG3	2.76	0.44
27:D5:57:TYR:OH	27:D5:68:ARG:HG3	2.18	0.44
16:C4:128:LYS:NZ	28:D6:27:SER:OG	2.48	0.44
29:D7:47:PHE:HD1	29:D7:49:HIS:O	2.00	0.44
30:D8:44:VAL:HG11	30:D8:48:VAL:HG21	2.48	0.44
39:L2:142:ASP:O	39:L2:143:GLU:HG3	2.18	0.44
40:L3:287:LYS:HE3	40:L3:289:ASP:OD1	3.70	0.44
40:L3:37:ARG:CG	40:L3:186:GLY:HA2	3.94	0.44
40:L3:4:ARG:O	40:L3:5:LYS:CB	2.66	0.44
41:L4:8:VAL:HB	41:L4:16:THR:HG21	3.10	0.44
42:L5:85:ARG:NH1	42:L5:254:LYS:H	3.03	0.44
43:L6:129:GLU:HG2	43:L6:130:ILE:H	3.20	0.44
44:L7:43:ILE:O	44:L7:47:ARG:HG3	2.33	0.44
46:L9:75:VAL:HG22	46:L9:78:MET:HE3	3.15	0.44
49:M3:144:THR:O	49:M3:146:PRO:HD3	2.97	0.44
49:M3:179:PHE:O	49:M3:183:ARG:HB2	2.75	0.44
49:M3:37:ASN:O	49:M3:41:THR:HG23	5.32	0.44
49:M3:55:ARG:O	49:M3:115:ARG:NH2	2.79	0.44
52:M6:8:VAL:HA	52:M6:34:VAL:O	2.18	0.44
54:M8:165:ILE:HD12	54:M8:167:SER:O	4.62	0.44
59:N3:69:LEU:HD12	59:N3:69:LEU:HA	1.86	0.44
64:N8:62:HIS:O	64:N8:62:HIS:CG	2.79	0.44
71:O5:96:GLU:H	71:O5:96:GLU:HG3	1.62	0.44
72:O6:98:ARG:HB3	72:O6:99:ARG:H	4.43	0.44
73:O7:88:ALA:O	87:O7:103:OHX:N4	2.51	0.44
76:Q0:78:ILE:HG21	76:Q0:78:ILE:HD13	2.82	0.44
1:2:14:C:OP2	4:S2:206:THR:HG21	2.17	0.44
5:S3:5:ILE:HG22	5:S3:6:SER:O	2.32	0.44
6:S4:43:PRO:HA	6:S4:82:TYR:O	2.18	0.44
7:S5:27:THR:HA	7:S5:28:PRO:HD2	2.54	0.44

Continued on next page...

Continued from previous page...

Atom-1	Atom-2	Interatomic distance (Å)	Clash overlap (Å)
1:2:142:G:H5''	8:S6:139:ASN:HD21	1.83	0.44
11:S9:116:LEU:O	11:S9:118:LEU:HD12	3.65	0.44
34:SR:132:LYS:HA	34:SR:142:ALA:O	2.39	0.44
5:S3:222:VAL:HG23	34:SR:191:ASP:O	2.56	0.44
34:SR:238:ASP:N	34:SR:238:ASP:OD1	2.50	0.44
36:1:1047:A:H2'	36:1:1048:A:C8	2.53	0.43
36:1:1090:G:H2'	36:1:1091:A:H8	1.83	0.43
36:1:1454:A:OP2	87:1:4209:OHX:N6	2.51	0.43
36:1:1902:G:C6	36:1:1903:U:C2	3.06	0.43
36:1:2946:A:H5''	36:1:2947:G:H5'	2.00	0.43
36:1:2982:A:O3'	36:1:2983:C:O2	2.36	0.43
36:1:3096:C:H2'	36:1:3097:C:C6	2.53	0.43
36:1:3121:U:H1'	36:1:3122:A:H5''	2.00	0.43
87:1:3963:OHX:N5	87:1:4072:OHX:N1	2.66	0.43
87:1:4080:OHX:N4	87:1:4150:OHX:N1	2.66	0.43
36:1:553:U:H2'	36:1:554:A:O4'	2.18	0.43
1:2:1490:C:H1'	1:2:1491:U:O4'	2.18	0.43
1:2:1718:G:H2'	1:2:1719:A:C8	2.52	0.43
1:2:717:C:H2'	1:2:718:U:H5''	2.00	0.43
36:5:1184:A:OP2	87:5:4097:OHX:N6	2.51	0.43
36:5:132:C:C2'	36:5:133:U:H5''	2.48	0.43
36:5:1876:U:H6	36:5:1876:U:C5'	2.30	0.43
36:5:2299:A:OP2	87:5:3961:OHX:N1	2.51	0.43
40:L3:2:SER:HA	36:5:2940:A:N7	239.42	0.43
40:L3:232:ARG:NH2	36:5:2989:U:O2'	215.38	0.43
36:5:3245:A:H2	36:5:3246:G:N1	2.16	0.43
87:5:4001:OHX:N6	87:5:4192:OHX:N5	2.66	0.43
1:6:1609:U:H2'	1:6:1610:G:O4'	2.18	0.43
13:C1:57:LYS:HB2	13:C1:110:HIS:NE2	2.33	0.43
20:C8:6:GLN:O	27:D5:42:LEU:HD13	2.18	0.43
42:L5:115:LEU:HD22	42:L5:115:LEU:H	1.83	0.43
42:L5:224:LYS:HB2	42:L5:224:LYS:HE3	2.07	0.43
45:L8:26:LEU:HD13	63:N7:53:VAL:HG11	1.99	0.43
46:L9:106:LYS:O	46:L9:107:ASP:HB2	2.39	0.43
49:M3:174:ARG:HB2	72:O6:9:ILE:HD11	3.26	0.43
50:M4:19:ARG:HE	50:M4:19:ARG:HB2	1.52	0.43
50:M4:47:ASP:CG	50:M4:55:ARG:HB2	2.90	0.43
57:N1:131:GLN:HA	57:N1:132:PRO:HD3	1.86	0.43
57:N1:54:HIS:CD2	36:5:2724:U:H4'	230.30	0.43
59:N3:120:LYS:HB2	59:N3:137:VAL:HG23	2.18	0.43
59:N3:81:GLN:O	59:N3:82:ALA:CB	2.66	0.43

Continued on next page...

Continued from previous page...

Atom-1	Atom-2	Interatomic distance (Å)	Clash overlap (Å)
61:N5:108:LEU:HD23	61:N5:108:LEU:HA	1.89	0.43
62:N6:52:ARG:HA	62:N6:70:ILE:CG2	2.76	0.43
67:O1:36:ILE:O	67:O1:39:PHE:HB3	2.18	0.43
70:O4:103:LYS:HA	70:O4:103:LYS:HD3	1.91	0.43
71:O5:82:ALA:O	38:8:38:U:C5	65.63	0.43
78:Q2:47:GLN:HE21	78:Q2:47:GLN:HB2	1.52	0.43
6:S4:100:ARG:HH21	6:S4:122:LYS:HA	1.83	0.43
6:S4:210:ILE:HG13	6:S4:218:PHE:CE1	4.74	0.43
7:S5:157:ARG:O	7:S5:224:ASN:HB3	2.41	0.43
8:S6:167:LYS:HD3	8:S6:169:TYR:CZ	2.53	0.43
1:2:66:U:H5'	8:S6:172:ALA:O	2.18	0.43
11:S9:157:ASP:OD2	11:S9:158:PHE:N	2.50	0.43
34:SR:283:LYS:HG3	34:SR:284:ALA:N	4.90	0.43
34:SR:29:GLN:HA	34:SR:30:PRO:HD2	2.26	0.43
36:1:1157:G:H2'	36:1:1158:A:O4'	2.18	0.43
36:1:1237:G:N3	36:1:1237:G:H2'	2.32	0.43
36:1:230:U:H2'	36:1:231:G:O4'	2.17	0.43
36:1:2355:G:H4'	53:M7:139:TYR:CZ	2.53	0.43
36:1:2601:A:H2'	36:1:2602:G:C8	2.52	0.43
36:1:2651:G:H4'	36:1:2652:U:OP2	2.18	0.43
87:1:4067:OHX:N5	87:1:4114:OHX:N6	2.66	0.43
1:2:1784:C:H2'	1:2:1785:U:C6	2.53	0.43
1:2:707:A:H2'	1:2:708:C:H5''	2.00	0.43
1:2:885:G:H2'	1:2:886:U:C6	2.53	0.43
36:5:1240:A:N6	36:5:1241:U:O4	2.51	0.43
36:5:1295:G:H2'	36:5:1296:C:C6	2.53	0.43
36:5:1817:G:HO2'	36:5:1818:U:P	2.40	0.43
36:5:1817:G:O2'	36:5:1818:U:P	2.76	0.43
73:O7:5:THR:HG23	36:5:1845:G:O2'	157.27	0.43
39:L2:119:LYS:NZ	36:5:2159:U:OP1	192.50	0.43
36:5:2946:A:C5'	36:5:2947:G:H5'	2.48	0.43
36:5:3000:A:H2'	36:5:3001:C:C6	2.53	0.43
36:5:3164:C:HO2'	36:5:3165:A:P	2.42	0.43
36:5:3289:G:H4'	36:5:3290:G:OP1	2.18	0.43
36:5:1536:G:N7	87:5:3923:OHX:N2	2.67	0.43
1:6:1161:C:OP1	87:6:2183:OHX:N6	2.51	0.43
1:6:1180:C:H2'	1:6:1181:U:C6	2.53	0.43
9:S7:114:ARG:NH2	1:6:637:C:O2	351.87	0.43
1:6:706:A:H2'	1:6:707:A:O4'	2.18	0.43
11:S9:149:ARG:NE	1:6:765:G:C5	430.06	0.43
87:7:217:OHX:N1	87:7:226:OHX:N2	2.66	0.43

Continued on next page...

Continued from previous page...

Atom-1	Atom-2	Interatomic distance (Å)	Clash overlap (Å)
87:7:217:OHX:N4	87:7:226:OHX:N6	2.66	0.43
12:C0:77:ARG:HA	12:C0:82:LEU:HD12	2.00	0.43
15:C3:16:ILE:HD12	15:C3:16:ILE:HA	4.25	0.43
1:2:1365:C:H5''	18:C6:28:LEU:CD2	2.48	0.43
19:C7:4:VAL:HA	1:6:1402:G:OP1	405.33	0.43
20:C8:24:GLY:O	20:C8:26:ILE:HG22	2.18	0.43
22:D0:58:LEU:HD12	22:D0:88:LYS:HB3	1.99	0.43
25:D3:4:GLY:O	1:6:1105:C:N4	337.65	0.43
27:D5:90:LYS:HD2	27:D5:91:PRO:HD2	5.39	0.43
30:D8:44:VAL:HG21	30:D8:48:VAL:CG2	2.69	0.43
39:L2:82:VAL:HA	39:L2:86:GLN:OE1	2.42	0.43
40:L3:291:GLU:OE1	40:L3:302:LYS:NZ	3.94	0.43
40:L3:92:TYR:HE1	40:L3:159:ARG:HD2	1.82	0.43
41:L4:205:PRO:HB3	41:L4:247:PHE:CD2	2.79	0.43
41:L4:70:ALA:O	41:L4:71:VAL:HG23	2.69	0.43
42:L5:119:TYR:OH	42:L5:141:PRO:HD3	2.24	0.43
42:L5:85:ARG:NH1	42:L5:86:TYR:OH	2.51	0.43
44:L7:151:ARG:HD2	44:L7:244:ASN:ND2	2.32	0.43
54:M8:64:VAL:O	54:M8:96:PHE:HE2	2.00	0.43
59:N3:37:ILE:HG12	59:N3:59:MET:O	2.19	0.43
59:N3:86:ARG:HG3	59:N3:92:PHE:CE2	2.68	0.43
66:O0:42:ILE:HG12	66:O0:67:VAL:HG22	2.34	0.43
66:O0:73:GLY:O	66:O0:76:GLU:HG2	2.18	0.43
68:O2:19:ARG:HB3	68:O2:22:SER:HB3	2.00	0.43
78:Q2:77:CYS:O	78:Q2:79:THR:N	2.55	0.43
66:O0:86:ARG:NH2	79:Q3:44:LYS:HA	2.75	0.43
79:Q3:83:ILE:HG22	79:Q3:87:ARG:NH1	2.32	0.43
2:S0:65:ALA:O	2:S0:66:ALA:HB3	4.25	0.43
4:S2:148:LEU:HD22	4:S2:148:LEU:HA	1.77	0.43
5:S3:76:ARG:C	5:S3:76:ARG:HD2	2.38	0.43
5:S3:70:THR:CG2	5:S3:86:LEU:HB2	2.85	0.43
6:S4:182:TYR:CE1	6:S4:192:ILE:HD11	3.87	0.43
1:2:753:A:H5'	6:S4:221:ARG:HG3	1.99	0.43
7:S5:73:THR:N	7:S5:91:GLU:OE2	2.91	0.43
8:S6:28:PHE:CE1	8:S6:104:PRO:HG3	2.53	0.43
9:S7:39:ARG:HH22	55:M9:185:LEU:HA	1.82	0.43
9:S7:48:GLU:O	9:S7:49:ILE:HG23	2.37	0.43
10:S8:100:ALA:O	10:S8:101:ILE:HG12	4.07	0.43
10:S8:39:GLY:O	10:S8:59:ARG:HB3	2.18	0.43
35:SM:82:THR:HB	35:SM:83:LYS:H	1.41	0.43
34:SR:197:SER:HB3	34:SR:217:ASP:HB3	2.79	0.43

Continued on next page...

Continued from previous page...

Atom-1	Atom-2	Interatomic distance (Å)	Clash overlap (Å)
34:SR:234:LEU:HD23	34:SR:263:PHE:CD1	2.89	0.43
36:1:1785:U:H2'	36:1:1786:G:H8	1.82	0.43
36:1:1887:A:OP1	87:1:4087:OHX:N3	2.51	0.43
36:1:2376:G:H2'	36:1:2377:G:C8	2.53	0.43
87:1:3959:OHX:N2	87:1:4140:OHX:N6	2.67	0.43
87:1:4067:OHX:N5	87:1:4114:OHX:N2	2.66	0.43
36:1:551:A:OP2	36:1:551:A:H2'	2.18	0.43
36:1:884:A:OP1	73:O7:5:THR:CG2	2.66	0.43
1:2:1165:G:C6	1:2:1166:A:C6	3.06	0.43
1:2:552:G:C6	1:2:553:G:C6	3.07	0.43
1:2:717:C:N4	1:2:720:G:H22	2.16	0.43
1:2:381:C:O2'	1:2:755:A:N1	2.46	0.43
36:5:1340:G:H2'	36:5:1341:U:C6	2.52	0.43
36:5:1876:U:H6	36:5:1876:U:H5''	1.83	0.43
36:5:3163:A:C6	36:5:3164:C:N4	2.87	0.43
36:5:3294:A:H2'	36:5:3295:A:O4'	2.19	0.43
36:5:3350:C:H2'	36:5:3351:U:O2	2.19	0.43
36:5:1696:A:OP2	87:5:4185:OHX:N6	2.51	0.43
1:6:1228:G:H4'	1:6:1228:G:OP2	2.18	0.43
1:6:234:G:H2'	1:6:235:G:O4'	2.19	0.43
1:6:517:U:H2'	1:6:518:A:O4'	2.18	0.43
1:6:794:U:H3'	1:6:795:U:H5'	1.99	0.43
1:6:876:G:H1'	1:6:944:A:O4'	2.18	0.43
15:C3:16:ILE:HD12	1:6:959:U:H4'	346.90	0.43
12:C0:49:LEU:HB3	12:C0:55:VAL:HG11	2.14	0.43
15:C3:85:PRO:HG2	15:C3:129:TYR:CZ	2.53	0.43
20:C8:18:LEU:O	20:C8:19:ASN:HB2	2.55	0.43
22:D0:20:ILE:HD13	22:D0:22:ILE:HD13	2.00	0.43
40:L3:45:SER:OG	40:L3:181:ILE:HG23	2.19	0.43
44:L7:219:LYS:HA	44:L7:228:SER:HB2	1.99	0.43
47:M0:3:ARG:HH22	36:5:2854:U:P	292.34	0.43
48:M1:23:VAL:HB	48:M1:65:ILE:O	3.27	0.43
51:M5:5:LYS:HA	51:M5:5:LYS:HD3	2.53	0.43
52:M6:52:LEU:HD23	52:M6:52:LEU:HA	1.86	0.43
55:M9:154:ALA:O	55:M9:158:GLU:HG2	2.67	0.43
57:N1:42:ILE:HG12	57:N1:96:ILE:CD1	2.49	0.43
57:N1:6:GLY:O	57:N1:9:SER:HB3	2.18	0.43
59:N3:32:ARG:HB2	59:N3:32:ARG:NH2	2.33	0.43
65:N9:7:HIS:O	36:5:1135:A:H5'	227.62	0.43
68:O2:124:GLY:O	68:O2:126:LEU:N	2.82	0.43
7:S5:213:LYS:HA	7:S5:213:LYS:HD3	1.76	0.43

Continued on next page...

Continued from previous page...

Atom-1	Atom-2	Interatomic distance (Å)	Clash overlap (Å)
8:S6:105:ASP:N	8:S6:105:ASP:OD2	2.87	0.43
8:S6:2:LYS:CB	8:S6:108:VAL:HG22	2.43	0.43
6:S4:23:LEU:HD13	11:S9:4:ALA:HB3	1.99	0.43
36:1:1204:A:H2	36:1:2834:G:N3	2.15	0.43
36:1:1399:A:H5'	36:1:1400:G:OP1	2.17	0.43
36:1:1537:A:C2'	36:1:1538:G:H5'	2.48	0.43
36:1:1581:C:O2	36:1:1581:C:H2'	2.19	0.43
36:1:1719:G:OP2	55:M9:121:HIS:ND1	2.29	0.43
36:1:1795:U:H4'	36:1:1796:G:C4	2.52	0.43
36:1:2437:G:N2	36:1:2511:A:H1'	2.34	0.43
36:1:2762:A:H1'	36:1:2800:G:C6	2.53	0.43
36:1:2619:G:OP2	87:1:3921:OHX:N3	2.51	0.43
36:1:889:U:H2'	36:1:890:C:O4'	2.18	0.43
1:2:1241:G:H5''	17:C5:77:ARG:CB	2.49	0.43
1:2:1437:U:H5'	5:S3:176:LEU:HD23	2.00	0.43
1:2:1492:A:O2'	1:2:1493:A:H8	2.01	0.43
1:2:273:G:H2'	1:2:274:G:O4'	2.18	0.43
1:2:549:G:C2	1:2:550:A:C8	3.07	0.43
1:2:729:G:H2'	1:2:729:G:N3	2.33	0.43
38:4:150:G:O2'	45:L8:56:VAL:HG13	2.18	0.43
36:5:1947:G:O6	87:5:4188:OHX:N3	2.51	0.43
36:5:2827:U:O2	36:5:2827:U:H2'	2.17	0.43
87:5:4034:OHX:N5	87:5:4082:OHX:N6	2.66	0.43
36:5:630:A:H2'	36:5:631:U:C6	2.53	0.43
36:5:850:U:H2'	36:5:851:C:C6	2.53	0.43
1:6:1654:G:H2'	1:6:1745:G:N2	2.32	0.43
1:6:278:U:OP2	1:6:278:U:H2'	2.17	0.43
6:S4:37:LYS:HG2	1:6:297:U:H5''	353.12	0.43
1:6:577:G:H3'	1:6:577:G:C8	2.53	0.43
1:6:919:A:H2'	1:6:920:U:H6	1.82	0.43
16:C4:125:SER:HB2	1:6:926:A:C2	280.87	0.43
42:L5:21:ARG:NE	37:7:112:G:O6	292.47	0.43
38:8:100:U:OP2	87:8:217:OHX:N2	2.52	0.43
13:C1:86:ILE:HD13	13:C1:86:ILE:HG21	1.99	0.43
15:C3:93:LYS:HA	15:C3:150:VAL:HG21	2.38	0.43
18:C6:115:THR:HB	18:C6:118:ILE:O	2.18	0.43
5:S3:209:ILE:HG22	19:C7:38:ILE:O	2.96	0.43
42:L5:258:LYS:O	42:L5:259:LYS:HG2	2.18	0.43
43:L6:157:GLN:N	43:L6:157:GLN:OE1	2.47	0.43
44:L7:158:LYS:O	44:L7:203:TRP:HZ3	3.55	0.43
45:L8:65:LEU:HD12	51:M5:25:VAL:HG13	2.00	0.43

Continued on next page...

Continued from previous page...

Atom-1	Atom-2	Interatomic distance (Å)	Clash overlap (Å)
53:M7:26:PHE:CE1	53:M7:120:ASN:HA	2.58	0.43
60:N4:50:ALA:HA	60:N4:55:PHE:CG	2.54	0.43
38:4:24:G:OP2	62:N6:13:ARG:HD3	2.18	0.43
36:1:200:C:P	62:N6:60:ARG:NH1	2.92	0.43
62:N6:94:SER:O	62:N6:95:VAL:HG23	2.53	0.43
64:N8:46:ASP:O	64:N8:47:LYS:CB	2.81	0.43
73:O7:63:ARG:O	73:O7:68:LYS:HE2	2.17	0.43
74:O8:42:LYS:HG2	74:O8:55:VAL:HG22	2.00	0.43
75:O9:44:TRP:CZ2	75:O9:45:ARG:HG2	5.09	0.43
5:S3:163:PRO:HA	5:S3:166:ASP:HB2	2.18	0.43
7:S5:164:PRO:HA	7:S5:167:ARG:HG3	3.68	0.43
1:2:283:U:H5''	8:S6:188:ARG:HD3	2.00	0.43
11:S9:105:LEU:HA	11:S9:105:LEU:HD12	2.08	0.43
11:S9:110:GLN:HE22	11:S9:126:ARG:HA	5.05	0.43
36:1:1565:G:N2	36:1:1574:C:C2	2.86	0.43
36:1:2186:U:OP2	39:L2:200:ARG:NH2	2.51	0.43
36:1:1486:G:O6	87:1:3975:OHX:N5	2.51	0.43
87:1:4067:OHX:N3	87:1:4114:OHX:N4	2.66	0.43
1:2:1031:U:H4'	1:2:1032:G:OP2	2.18	0.43
1:2:117:U:H2'	1:2:118:U:O4'	2.18	0.43
1:2:1535:U:H6	1:2:1535:U:H2'	1.55	0.43
1:2:1629:G:H2'	1:2:1630:U:H6	1.84	0.43
1:2:296:U:H2'	1:2:297:U:C6	2.52	0.43
1:2:739:G:H2'	1:2:740:A:H8	1.82	0.43
1:2:833:U:H5'	1:2:834:G:H5''	2.01	0.43
1:2:819:G:O6	1:2:853:G:C6	2.71	0.43
45:L8:108:ARG:NH1	36:5:121:A:C2	97.44	0.43
73:O7:13:ASN:O	36:5:817:A:C4	140.21	0.43
36:5:880:G:H8	36:5:882:A:OP2	2.02	0.43
10:S8:18:ARG:NH1	1:6:105:A:OP1	305.52	0.43
1:6:1347:U:C2	1:6:1517:U:C5	3.06	0.43
1:6:190:C:O2'	1:6:191:C:H5'	2.17	0.43
1:6:738:G:O6	87:6:2075:OHX:N4	2.52	0.43
1:6:231:U:H2'	1:6:232:U:H5''	1.99	0.43
1:6:570:A:H5''	1:6:571:G:OP2	2.18	0.43
1:6:829:A:OP1	1:6:829:A:H4'	2.18	0.43
38:8:155:A:H2'	38:8:156:U:O4'	2.18	0.43
16:C4:24:ASN:O	16:C4:25:ASP:HB2	2.18	0.43
19:C7:46:LEU:O	19:C7:50:ILE:HG13	2.18	0.43
19:C7:16:LEU:HD12	19:C7:54:THR:HG21	2.00	0.43
22:D0:17:GLN:HB2	22:D0:96:PRO:HB3	1.99	0.43

Continued on next page...

Continued from previous page...

Atom-1	Atom-2	Interatomic distance (Å)	Clash overlap (Å)
4:S2:222:TYR:OH	23:D1:11:LEU:O	2.37	0.43
26:D4:62:THR:HB	26:D4:69:SER:OG	2.44	0.43
27:D5:54:VAL:HG22	27:D5:57:TYR:CE1	2.53	0.43
40:L3:112:ASP:HA	40:L3:115:LYS:HB2	2.34	0.43
40:L3:123:TYR:CZ	40:L3:124:LYS:HG3	2.54	0.43
40:L3:35:ASP:OD1	40:L3:184:ASN:O	2.57	0.43
40:L3:347:SER:HB2	40:L3:350:ALA:CB	3.18	0.43
40:L3:3:HIS:C	40:L3:3:HIS:CD2	2.91	0.43
41:L4:4:PRO:O	41:L4:5:GLN:HB2	2.18	0.43
39:L2:64:ARG:HH22	45:L8:38:GLN:HA	2.42	0.43
45:L8:75:ILE:O	45:L8:76:ALA:HB3	2.19	0.43
46:L9:166:ARG:HH21	46:L9:168:ARG:HH12	11.41	0.43
47:M0:12:GLN:HB3	47:M0:128:ARG:NH2	3.06	0.43
47:M0:65:LEU:O	47:M0:69:ARG:HB2	2.37	0.43
48:M1:38:GLU:C	48:M1:40:LEU:H	2.80	0.43
51:M5:178:HIS:ND1	36:5:69:C:OP1	117.30	0.43
52:M6:16:VAL:HG21	52:M6:43:ILE:HG12	1.99	0.43
52:M6:192:LYS:HE3	52:M6:192:LYS:HB3	1.66	0.43
61:N5:58:ASP:O	61:N5:62:VAL:HG23	2.25	0.43
67:O1:5:LYS:O	67:O1:6:ASP:HB2	2.18	0.43
73:O7:85:LYS:HB2	38:8:67:U:H5''	20.62	0.43
75:O9:5:LYS:HB3	75:O9:5:LYS:HE2	4.61	0.43
3:S1:179:SER:HB3	3:S1:183:GLN:CB	2.97	0.43
3:S1:222:LYS:HA	3:S1:222:LYS:HD3	2.14	0.43
3:S1:52:THR:OG1	3:S1:55:LYS:O	2.33	0.43
4:S2:61:LEU:HA	4:S2:62:PRO:HD2	1.86	0.43
6:S4:150:PRO:HB2	6:S4:154:ILE:HD12	2.01	0.43
6:S4:246:LEU:HD21	6:S4:254:ARG:NH1	2.33	0.43
17:C5:127:ARG:NH2	35:SM:66:ALA:HB2	4.01	0.43
36:1:132:C:H2'	36:1:133:U:H5''	2.01	0.43
36:1:2662:G:H2'	36:1:2663:G:H8	1.84	0.43
36:1:830:A:H2'	36:1:831:G:O4'	2.18	0.43
36:1:975:C:H2'	36:1:976:U:H6	1.83	0.43
1:2:396:G:N2	1:2:398:G:H3'	2.32	0.43
1:2:827:C:H2'	1:2:828:U:H6	1.83	0.43
1:2:95:G:O2'	1:2:460:A:O2'	2.29	0.43
36:5:1438:U:H2'	36:5:1439:U:C6	2.54	0.43
36:5:1482:A:H4'	36:5:1483:G:OP2	2.18	0.43
39:L2:50:HIS:CD2	36:5:1795:U:H2'	198.73	0.43
36:5:1838:G:H4'	36:5:1839:A:N3	2.34	0.43
36:5:1934:G:O6	87:5:3916:OHX:N2	2.52	0.43

Continued on next page...

Continued from previous page...

Atom-1	Atom-2	Interatomic distance (Å)	Clash overlap (Å)
36:5:2610:G:H2'	36:5:2611:U:O4'	2.19	0.43
36:5:2996:U:H2'	36:5:2996:U:O2	2.17	0.43
40:L3:130:PHE:CE1	36:5:3149:G:H4'	221.97	0.43
36:5:370:U:H4'	36:5:404:G:H5'	2.00	0.43
36:5:874:U:O4	36:5:2979:U:H5	2.00	0.43
1:6:992:A:OP1	1:6:1786:G:H5'	2.19	0.43
1:6:246:G:C6	1:6:247:A:C6	3.07	0.43
1:6:93:A:C6	1:6:398:G:C6	3.07	0.43
20:C8:36:LYS:O	20:C8:102:ALA:N	2.53	0.43
21:C9:34:VAL:O	21:C9:35:ASP:HB3	2.18	0.43
23:D1:1:MET:HG3	23:D1:10:GLU:HB3	2.01	0.43
28:D6:79:ILE:HG23	28:D6:84:VAL:HG21	2.01	0.43
28:D6:85:ARG:HA	28:D6:85:ARG:HD3	1.45	0.43
40:L3:233:TRP:CD1	40:L3:265:ALA:HB1	2.54	0.43
41:L4:91:GLY:O	41:L4:94:CYS:HB2	2.22	0.43
42:L5:68:THR:HG22	42:L5:71:GLY:N	2.69	0.43
44:L7:25:GLN:O	44:L7:28:ALA:HB3	4.02	0.43
45:L8:101:THR:CG2	45:L8:104:GLU:H	2.31	0.43
45:L8:100:GLU:CD	45:L8:108:ARG:HH12	3.41	0.43
46:L9:190:ASP:OD1	46:L9:191:LEU:N	2.52	0.43
43:L6:51:ARG:NH1	50:M4:114:ASP:OD2	2.51	0.43
53:M7:52:LEU:HD13	53:M7:88:VAL:HG11	1.99	0.43
53:M7:88:VAL:O	53:M7:92:GLN:HG3	3.47	0.43
60:N4:4:GLU:HG2	60:N4:30:ARG:CD	2.48	0.43
62:N6:50:ILE:HD11	62:N6:70:ILE:HD13	2.00	0.43
65:N9:9:ALA:O	65:N9:12:GLN:HB2	2.78	0.43
66:O0:9:SER:HG	66:O0:12:GLN:HB3	4.17	0.43
71:O5:33:VAL:O	71:O5:36:LEU:HG	2.46	0.43
73:O7:39:TYR:CD2	73:O7:40:PRO:HA	2.52	0.43
36:1:2765:C:O3'	78:Q2:39:GLY:HA3	2.19	0.43
2:S0:70:PRO:O	2:S0:95:ALA:N	2.47	0.43
4:S2:111:VAL:HG21	4:S2:218:ILE:HD13	2.00	0.43
4:S2:53:ILE:HA	4:S2:72:LEU:HD23	2.47	0.43
9:S7:157:LYS:HE3	9:S7:157:LYS:HB2	4.21	0.43
34:SR:38:ARG:HG2	34:SR:67:ILE:CG2	2.55	0.43
36:1:1245:A:N6	36:1:1272:C:O2'	2.51	0.43
36:1:1316:C:O4'	52:M6:130:LYS:HD3	2.19	0.43
36:1:2257:C:H2'	36:1:2258:U:O4'	2.19	0.43
36:1:3198:U:H4'	36:1:3199:G:OP2	2.18	0.43
1:2:1253:U:H2'	1:2:1254:U:C6	2.54	0.43
1:2:208:U:H2'	1:2:209:U:H6	1.84	0.43

Continued on next page...

Continued from previous page...

Atom-1	Atom-2	Interatomic distance (Å)	Clash overlap (Å)
87:2:2170:OHX:N5	87:2:2171:OHX:N1	2.66	0.43
1:2:312:A:C2	1:2:314:C:H2'	2.54	0.43
1:2:646:C:H2'	1:2:647:G:C8	2.54	0.43
36:5:1190:A:C8	36:5:1193:A:H1'	2.54	0.43
36:5:1238:C:H2'	36:5:1239:C:H5''	2.01	0.43
36:5:1307:G:C2	36:5:1308:A:C2	3.07	0.43
36:5:2396:G:OP1	36:5:2397:A:H4'	2.19	0.43
36:5:2318:U:O4	87:5:3997:OHX:N6	2.52	0.43
2:S0:101:ARG:NH1	1:6:1320:U:C4	405.04	0.43
1:6:149:C:H2'	1:6:150:U:C6	2.54	0.43
17:C5:122:THR:HG22	1:6:1558:U:H3	367.64	0.43
1:6:1573:A:H4'	1:6:1574:G:H5'	2.00	0.43
1:6:25:C:O2	87:6:2109:OHX:N5	2.52	0.43
1:6:648:G:C2	1:6:687:G:C2	3.07	0.43
15:C3:14:SER:HA	1:6:959:U:OP2	345.42	0.43
14:C2:103:LEU:HD23	14:C2:115:VAL:HA	2.72	0.43
14:C2:125:ASN:O	14:C2:127:GLY:N	2.41	0.43
15:C3:85:PRO:HG2	15:C3:129:TYR:CE2	2.72	0.43
16:C4:122:PRO:C	16:C4:124:ASP:N	2.72	0.43
1:2:1429:G:C1'	22:D0:74:GLU:HG2	2.41	0.43
22:D0:96:PRO:HG2	22:D0:99:ILE:HG22	2.00	0.43
25:D3:92:CYS:HA	25:D3:95:PHE:CD2	2.54	0.43
40:L3:325:LYS:HG2	40:L3:326:GLY:N	2.80	0.43
40:L3:70:ARG:HH22	59:N3:120:LYS:NZ	2.16	0.43
41:L4:3:ARG:HA	41:L4:4:PRO:HD2	1.75	0.43
37:3:22:A:H1'	42:L5:272:TYR:CZ	2.53	0.43
42:L5:40:HIS:CD2	42:L5:42:ALA:HB3	2.53	0.43
43:L6:166:LYS:HA	43:L6:166:LYS:HD3	1.81	0.43
45:L8:128:LYS:NZ	45:L8:202:GLU:OE2	2.27	0.43
45:L8:240:ASN:HA	45:L8:243:GLN:HB2	2.01	0.43
47:M0:178:ARG:H	47:M0:178:ARG:HG2	1.54	0.43
49:M3:70:ARG:HD2	49:M3:71:ALA:O	2.36	0.43
52:M6:108:ILE:HD11	52:M6:117:ARG:CZ	4.04	0.43
36:1:1364:C:H5''	54:M8:3:ILE:HD13	2.00	0.43
61:N5:92:LYS:HE3	36:5:1831:U:OP2	104.17	0.43
66:O0:74:ASN:OD1	66:O0:74:ASN:N	2.59	0.43
2:S0:67:ILE:HG13	2:S0:73:VAL:HG22	2.00	0.43
5:S3:202:LEU:O	5:S3:204:ASP:N	3.14	0.43
5:S3:23:GLU:O	5:S3:26:THR:HB	2.88	0.43
6:S4:102:VAL:HG21	6:S4:239:PRO:HD3	2.00	0.43
7:S5:45:LYS:HD3	7:S5:45:LYS:HA	1.43	0.43

Continued on next page...

Continued from previous page...

Atom-1	Atom-2	Interatomic distance (Å)	Clash overlap (Å)
9:S7:75:THR:O	9:S7:79:ARG:HB2	2.73	0.43
10:S8:5:ARG:HD3	10:S8:29:LEU:O	2.19	0.43
36:1:1273:A:HO2'	36:1:1274:A:P	2.41	0.43
87:1:4067:OHX:N1	87:1:4114:OHX:N2	2.66	0.43
36:1:880:G:H8	36:1:882:A:OP2	2.02	0.43
1:2:1459:C:OP1	20:C8:126:ARG:NH1	2.52	0.43
1:2:1781:A:H2'	1:2:1782:A:O4'	2.19	0.43
1:2:881:A:H2'	1:2:882:U:O4'	2.18	0.43
38:4:157:U:H3'	38:4:158:U:C6	2.54	0.43
36:5:1070:U:C4	36:5:1071:U:C4	3.06	0.43
36:5:1481:A:O2'	36:5:1858:A:N3	2.46	0.43
36:5:2582:C:H2'	36:5:2583:C:C6	2.53	0.43
40:L3:2:SER:N	36:5:2943:G:N7	236.75	0.43
36:5:3065:G:O6	87:5:4105:OHX:N6	2.52	0.43
1:6:1199:G:OP1	1:6:1200:G:H8	2.02	0.43
1:6:1595:U:H3'	1:6:1596:C:O2	2.19	0.43
1:6:1765:A:OP1	87:6:2127:OHX:N6	2.52	0.43
1:6:292:U:H2'	1:6:293:U:C6	2.53	0.43
13:C1:83:THR:HG21	1:6:325:G:H4'	289.61	0.43
1:6:460:A:H5'	1:6:461:G:OP2	2.19	0.43
1:6:723:G:H5'	1:6:724:C:OP2	2.19	0.43
3:S1:107:THR:HG23	16:C4:116:GLU:OE1	2.19	0.43
17:C5:21:ASP:O	17:C5:25:LEU:HG	3.08	0.43
20:C8:28:ILE:HG13	20:C8:56:LYS:O	4.93	0.43
22:D0:52:LYS:HE3	22:D0:52:LYS:HB2	4.32	0.43
26:D4:41:ARG:NH2	26:D4:52:LYS:HD2	2.33	0.43
28:D6:44:ILE:H	28:D6:44:ILE:HG13	1.62	0.43
28:D6:86:VAL:HG12	1:6:1795:U:OP1	344.55	0.43
29:D7:67:THR:OG1	29:D7:70:LYS:O	2.98	0.43
39:L2:179:LEU:HA	39:L2:179:LEU:HD12	1.93	0.43
41:L4:10:SER:OG	41:L4:14:GLU:HG3	4.57	0.43
41:L4:258:LEU:HD12	41:L4:258:LEU:HA	1.78	0.43
42:L5:155:THR:HB	42:L5:179:ARG:HA	2.01	0.43
50:M4:35:ILE:HA	50:M4:46:ILE:HG22	3.00	0.43
49:M3:8:PRO:HD3	54:M8:164:ARG:HB3	2.57	0.43
54:M8:64:VAL:HG13	54:M8:93:ILE:HD11	2.00	0.43
54:M8:98:LYS:HE3	54:M8:118:GLY:O	2.57	0.43
56:N0:60:SER:OG	56:N0:62:ASN:OD1	2.35	0.43
59:N3:13:ILE:HD12	59:N3:85:TRP:CD1	2.52	0.43
60:N4:63:ILE:C	60:N4:65:GLU:H	3.35	0.43
64:N8:65:GLN:O	64:N8:66:ALA:HB2	2.18	0.43

Continued on next page...

Continued from previous page...

Atom-1	Atom-2	Interatomic distance (Å)	Clash overlap (Å)
68:O2:109:LEU:HA	68:O2:109:LEU:HD22	1.79	0.43
68:O2:123:LYS:HA	68:O2:126:LEU:HB2	2.99	0.43
71:O5:70:TYR:HA	71:O5:73:LYS:HG3	2.90	0.43
72:O6:54:GLU:HA	72:O6:90:MET:HE3	4.36	0.43
73:O7:26:SER:O	73:O7:34:CYS:HA	2.19	0.43
2:S0:175:TYR:OH	2:S0:197:ILE:O	3.19	0.43
5:S3:183:GLY:O	5:S3:184:ILE:HD13	3.19	0.43
5:S3:59:LEU:HA	5:S3:66:ILE:HG12	2.00	0.43
7:S5:161:ASP:OD2	30:D8:42:ARG:NH1	3.78	0.43
8:S6:27:PHE:CZ	8:S6:111:LEU:HD11	2.53	0.43
11:S9:161:THR:HG22	11:S9:162:SER:H	1.83	0.43
36:1:1485:G:O6	87:1:3975:OHX:N2	2.51	0.43
36:1:2656:A:C4	36:1:2658:G:N7	2.87	0.43
36:1:2714:G:H4'	36:1:2715:A:C5'	2.49	0.43
36:1:361:A:H5'	73:O7:35:SER:OG	2.19	0.43
87:1:3993:OHX:N2	87:3:222:OHX:N1	2.66	0.43
87:1:4019:OHX:N3	87:1:4057:OHX:N5	2.67	0.43
36:1:591:G:H4'	36:1:592:A:OP1	2.19	0.43
36:1:65:A:C4	36:1:110:G:N7	2.87	0.43
1:2:1039:A:O2'	1:2:1040:G:O5'	2.31	0.43
1:2:1325:A:C2	1:2:1326:A:C5	3.06	0.43
1:2:1397:U:O4	1:2:1399:C:H1'	2.18	0.43
87:2:2094:OHX:N6	87:2:2108:OHX:N5	2.66	0.43
1:2:485:A:H2'	1:2:486:G:O4'	2.19	0.43
1:2:67:A:C2	1:2:69:G:H1'	2.54	0.43
1:2:813:U:C2	55:M9:163:ARG:HD2	2.54	0.43
47:M0:22:TYR:CZ	36:5:1048:A:H2'	268.48	0.43
36:5:1231:A:H5''	36:5:1232:C:O5'	2.19	0.43
36:5:1554:U:H4'	36:5:1555:U:OP1	2.19	0.43
36:5:1716:U:HO2'	36:5:1717:U:P	2.41	0.43
36:5:2572:C:H1'	36:5:2573:G:O4'	2.19	0.43
36:5:293:C:H2'	36:5:294:U:O4'	2.19	0.43
36:5:3136:G:C6	36:5:3137:C:C4	3.07	0.43
36:5:3263:G:C6	87:5:4120:OHX:N2	2.87	0.43
87:5:4034:OHX:N5	87:5:4082:OHX:N2	2.66	0.43
87:5:4093:OHX:N6	87:5:4201:OHX:N2	2.67	0.43
87:5:4035:OHX:N1	87:5:4118:OHX:N3	2.66	0.43
87:5:4077:OHX:N1	87:5:4137:OHX:N2	2.67	0.43
42:L5:188:GLU:OE1	87:5:4235:OHX:N3	244.41	0.43
36:5:830:A:OP2	87:5:4063:OHX:N5	2.52	0.43
1:6:152:U:O2	1:6:163:G:N2	2.52	0.43

Continued on next page...

Continued from previous page...

Atom-1	Atom-2	Interatomic distance (Å)	Clash overlap (Å)
1:6:1685:G:H1	1:6:1716:C:H42	1.65	0.43
13:C1:46:LYS:HA	13:C1:46:LYS:HD2	2.41	0.43
17:C5:96:ILE:HD11	17:C5:116:LEU:HD22	2.00	0.43
18:C6:87:LYS:HB3	18:C6:87:LYS:HE2	2.14	0.43
21:C9:100:ILE:O	21:C9:104:VAL:HG23	2.37	0.43
24:D2:119:LYS:HB3	24:D2:119:LYS:HE3	1.76	0.43
24:D2:74:VAL:HA	24:D2:127:GLY:HA3	2.00	0.43
30:D8:66:LEU:HA	30:D8:66:LEU:HD23	1.86	0.43
39:L2:20:THR:HG22	39:L2:23:ARG:CZ	7.21	0.43
40:L3:249:VAL:HG22	40:L3:252:ILE:HD13	5.63	0.43
41:L4:144:LYS:H	41:L4:144:LYS:CE	6.32	0.43
42:L5:148:ILE:HG21	42:L5:148:ILE:HD13	1.78	0.43
42:L5:52:VAL:HG21	42:L5:65:ILE:HD12	2.01	0.43
45:L8:230:LYS:HA	45:L8:230:LYS:HD2	1.72	0.43
46:L9:84:LYS:HA	46:L9:188:THR:CG2	2.48	0.43
46:L9:91:ARG:HG2	46:L9:182:SER:CB	2.87	0.43
47:M0:48:LEU:CD1	47:M0:50:VAL:HG23	3.95	0.43
48:M1:23:VAL:HG21	48:M1:30:LEU:HA	3.08	0.43
48:M1:46:VAL:HG13	48:M1:68:HIS:ND1	2.34	0.43
49:M3:188:ARG:O	49:M3:191:ALA:HB3	2.40	0.43
50:M4:94:TRP:CE2	50:M4:100:ALA:HB2	2.54	0.43
36:1:412:G:OP1	53:M7:62:ARG:NH1	2.51	0.43
54:M8:139:ILE:O	54:M8:140:LEU:HD23	2.87	0.43
54:M8:42:ALA:HA	54:M8:43:PRO:HD3	1.87	0.43
56:N0:155:ARG:HD2	56:N0:172:TYR:CG	3.46	0.43
56:N0:1:MET:O	56:N0:2:ALA:HB2	2.19	0.43
58:N2:43:VAL:HG23	58:N2:46:ALA:O	2.18	0.43
58:N2:51:GLY:C	58:N2:52:ASN:HD22	2.14	0.43
58:N2:99:LYS:HB2	58:N2:102:GLU:HG3	2.01	0.43
65:N9:14:ARG:CZ	65:N9:18:ARG:HD2	2.47	0.43
66:O0:43:ILE:HG22	66:O0:70:PHE:HB2	2.00	0.43
72:O6:77:LEU:HD23	36:5:294:U:H4'	146.34	0.43
74:O8:12:LEU:HA	74:O8:12:LEU:HD12	4.54	0.43
3:S1:70:LEU:HB3	3:S1:79:HIS:CB	6.02	0.43
5:S3:175:VAL:HG13	5:S3:182:LEU:HD13	2.00	0.43
8:S6:202:ARG:NH2	1:6:127:G:N7	330.24	0.43
9:S7:162:ILE:HB	9:S7:169:PHE:CE2	2.54	0.43
9:S7:23:ALA:O	9:S7:27:LEU:HG	2.18	0.43
34:SR:89:LEU:HD21	34:SR:110:VAL:HG11	2.14	0.43
5:S3:224:ASP:OD1	34:SR:228:LYS:HD2	2.19	0.43
36:1:1556:C:C4	36:1:2169:G:C5	3.07	0.43

Continued on next page...

Continued from previous page...

Atom-1	Atom-2	Interatomic distance (Å)	Clash overlap (Å)
36:1:1565:G:N2	36:1:1574:C:O2	2.52	0.43
36:1:1593:A:N3	36:1:1615:C:O2'	2.45	0.43
36:1:1833:G:OP1	75:O9:10:LYS:HD3	2.19	0.43
36:1:3006:A:C2	36:1:3141:A:C4	3.07	0.43
36:1:3094:A:H2'	36:1:3095:U:C6	2.54	0.43
36:1:314:U:H2'	36:1:315:C:C6	2.54	0.43
36:1:374:A:N3	36:1:376:G:H5''	2.34	0.43
36:1:810:A:H2'	36:1:811:U:C6	2.54	0.43
36:1:839:C:H4'	36:1:1724:U:H2'	2.00	0.43
1:2:1291:G:C2	1:2:1325:A:C2	3.07	0.43
1:2:778:G:C8	1:2:783:G:C2	3.07	0.43
1:2:929:A:N6	1:2:930:A:C6	2.87	0.43
1:2:97:C:H2'	1:2:98:U:C6	2.53	0.43
37:3:58:C:H2'	37:3:59:U:C6	2.54	0.43
36:5:1036:A:H2'	36:5:1037:C:O4'	2.19	0.43
57:N1:129:LYS:NZ	36:5:1097:G:OP1	245.48	0.43
36:5:1366:A:C2	36:5:1367:G:C4	3.07	0.43
36:5:146:U:H5''	36:5:148:G:H5'	2.01	0.43
36:5:1620:U:O2	36:5:1825:G:N2	2.49	0.43
36:5:167:U:H2'	36:5:168:U:C6	2.54	0.43
36:5:2562:A:N6	36:5:2579:G:O2'	2.48	0.43
36:5:2718:U:O4	87:5:4231:OHX:N6	2.52	0.43
36:5:2987:A:H2'	36:5:2988:C:C6	2.54	0.43
36:5:437:G:OP2	36:5:437:G:C8	2.71	0.43
36:5:51:A:H2'	36:5:52:A:O4'	2.19	0.43
68:O2:33:ARG:HH11	36:5:944:C:H4'	162.31	0.43
1:6:565:C:N3	87:6:2160:OHX:N4	2.67	0.43
1:6:350:U:H5''	1:6:352:A:H5'	2.01	0.43
1:6:653:C:N4	1:6:677:G:H1	2.17	0.43
1:6:825:U:O2'	1:6:826:U:H6	2.02	0.43
12:C0:77:ARG:HA	12:C0:82:LEU:CD1	2.49	0.43
13:C1:139:VAL:HG12	13:C1:140:VAL:N	2.34	0.43
15:C3:28:LEU:O	15:C3:32:SER:HB3	6.58	0.43
18:C6:18:ALA:CB	18:C6:69:VAL:HG13	2.46	0.43
24:D2:7:LEU:HA	24:D2:7:LEU:HD23	2.11	0.43
27:D5:59:TYR:CE2	27:D5:100:ILE:HG12	2.54	0.43
40:L3:163:HIS:ND1	40:L3:164:THR:O	2.85	0.43
40:L3:346:THR:O	40:L3:346:THR:HG22	2.54	0.43
41:L4:181:VAL:HG12	41:L4:182:LEU:N	2.34	0.43
44:L7:108:LEU:HA	44:L7:108:LEU:HD23	1.83	0.43
36:1:2902:A:P	46:L9:170:LYS:HE2	2.59	0.43

Continued on next page...

Continued from previous page...

Atom-1	Atom-2	Interatomic distance (Å)	Clash overlap (Å)
52:M6:128:ARG:HD2	52:M6:128:ARG:HA	4.19	0.43
52:M6:175:THR:HA	52:M6:178:VAL:HB	2.00	0.43
53:M7:48:LEU:HA	53:M7:48:LEU:HD23	1.88	0.43
57:N1:56:PHE:CZ	57:N1:78:LYS:HD3	2.54	0.43
63:N7:51:LEU:HB2	63:N7:65:ARG:HH11	1.84	0.43
64:N8:85:ASP:OD1	64:N8:86:LYS:HG2	2.19	0.43
65:N9:31:SER:OG	65:N9:33:LYS:HB2	2.96	0.43
67:O1:12:TYR:O	67:O1:72:ARG:HD2	2.19	0.43
71:O5:92:LEU:HD13	71:O5:96:GLU:O	2.19	0.43
2:S0:103:THR:HA	2:S0:104:PRO:HD3	1.62	0.43
2:S0:102:PHE:CZ	2:S0:106:SER:HB2	2.54	0.43
1:2:1064:G:O2'	3:S1:204:ILE:O	2.37	0.43
4:S2:139:ILE:HD12	4:S2:191:ALA:HB1	2.01	0.43
4:S2:40:LYS:HE3	4:S2:40:LYS:HB2	4.61	0.43
4:S2:59:HIS:CE1	4:S2:238:SER:HA	3.58	0.43
5:S3:210:GLU:OE2	19:C7:19:ARG:NH1	3.11	0.43
6:S4:176:ASP:HB2	6:S4:179:LYS:NZ	2.33	0.43
7:S5:43:PHE:HA	7:S5:68:ILE:O	2.18	0.43
8:S6:122:GLU:O	8:S6:124:LEU:N	2.45	0.43
8:S6:126:ASP:OD2	8:S6:127:THR:HG22	2.19	0.43
8:S6:193:LEU:HD23	8:S6:196:ARG:HH11	1.84	0.43
9:S7:31:SER:N	9:S7:32:PRO:HD2	3.99	0.43
9:S7:91:ILE:HD11	9:S7:129:LEU:O	2.19	0.43
10:S8:58:LEU:HD23	10:S8:58:LEU:HA	3.95	0.43
11:S9:139:GLN:HG3	11:S9:140:ILE:O	2.93	0.43
5:S3:144:ALA:HB2	35:SM:106:VAL:HG22	2.00	0.43
34:SR:245:PHE:O	34:SR:294:TRP:CD1	2.72	0.43
36:1:181:U:H2'	36:1:182:U:O4'	2.19	0.42
36:1:2535:A:H61	36:1:2544:U:H3	1.65	0.42
36:1:2764:C:H2'	36:1:2765:C:O4'	2.19	0.42
36:1:301:G:C6	36:1:302:U:C4	3.07	0.42
36:1:3099:C:O2'	36:1:3100:U:H5'	2.19	0.42
36:1:3139:A:C8	36:1:3139:A:C5'	3.02	0.42
1:2:1252:C:O4'	33:E1:133:ALA:HB2	2.19	0.42
1:2:1291:G:C8	1:2:1291:G:O5'	2.56	0.42
1:2:287:G:O2'	1:2:288:A:P	2.77	0.42
1:2:997:G:H2'	1:2:998:A:O4'	2.19	0.42
36:5:1152:G:OP2	36:5:1152:G:H8	2.01	0.42
36:5:1790:G:O6	87:5:4197:OHX:N4	2.52	0.42
36:5:2436:U:H6	36:5:2436:U:O5'	2.02	0.42
36:5:529:A:H2'	36:5:530:G:O4'	2.18	0.42

Continued on next page...

Continued from previous page...

Atom-1	Atom-2	Interatomic distance (Å)	Clash overlap (Å)
1:6:1257:U:O2'	1:6:1258:U:O4'	2.37	0.42
1:6:1334:U:H2'	1:6:1335:U:O4'	2.19	0.42
1:6:1370:U:O3'	1:6:1371:A:H4'	2.19	0.42
1:6:1388:A:H4'	1:6:1389:C:O5'	2.18	0.42
1:6:1398:U:H4'	1:6:1399:C:OP2	2.19	0.42
31:D9:45:GLU:CD	1:6:1433:G:H22	410.92	0.42
1:6:538:A:H2	1:6:540:G:N2	2.17	0.42
1:6:578:U:O2	87:6:2155:OHX:N3	2.52	0.42
21:C9:141:GLU:C	21:C9:143:ASP:H	2.91	0.42
26:D4:8:ARG:HD3	26:D4:26:ASP:O	2.19	0.42
25:D3:59:ILE:HD13	32:E0:4:VAL:HG22	3.57	0.42
40:L3:4:ARG:O	40:L3:5:LYS:HB2	2.19	0.42
43:L6:56:LYS:HD2	43:L6:98:VAL:HG13	2.45	0.42
36:1:597:G:OP1	44:L7:37:ASN:HB3	2.18	0.42
45:L8:133:LYS:HB2	45:L8:199:ALA:O	3.24	0.42
36:1:2674:A:C6	48:M1:124:GLY:HA3	2.53	0.42
50:M4:102:LYS:HB2	50:M4:102:LYS:HE3	1.76	0.42
50:M4:131:VAL:HG13	52:M6:181:ALA:HB1	2.00	0.42
54:M8:57:ILE:HG22	54:M8:58:ASN:OD1	2.19	0.42
56:N0:91:TYR:OH	56:N0:93:GLU:OE2	2.32	0.42
38:4:75:G:C8	75:O9:30:ARG:HG2	2.54	0.42
79:Q3:17:ARG:NH1	36:5:860:G:OP1	219.88	0.42
2:S0:14:ALA:O	2:S0:18:LEU:HG	2.19	0.42
3:S1:81:PHE:CD1	3:S1:109:LYS:HG2	2.54	0.42
5:S3:217:ILE:HB	5:S3:218:LEU:H	2.02	0.42
6:S4:166:SER:O	6:S4:168:LYS:HG2	4.83	0.42
8:S6:63:MET:HE2	8:S6:106:LEU:HD22	2.00	0.42
11:S9:82:ARG:O	11:S9:150:LEU:HB2	2.19	0.42
34:SR:21:THR:O	34:SR:36:ALA:HB3	2.19	0.42
34:SR:41:THR:HG22	34:SR:62:LYS:HG2	2.01	0.42
36:1:1741:A:C2	36:1:1742:U:C4	3.06	0.42
36:1:2830:G:H1'	36:1:2861:U:C2	2.54	0.42
36:1:2971:A:H5''	36:1:2972:G:H5''	2.00	0.42
36:1:806:A:H5''	36:1:936:A:H61	1.84	0.42
1:2:1340:U:N3	1:2:1378:U:H4'	2.34	0.42
1:2:1273:G:N7	1:2:1431:C:H5'	2.35	0.42
1:2:147:A:H2'	1:2:148:A:O4'	2.19	0.42
1:2:1622:G:H2'	1:2:1623:C:C6	2.54	0.42
1:2:1774:G:N7	77:Q1:4:LYS:NZ	2.63	0.42
87:2:2095:OHX:N1	87:2:2115:OHX:N5	2.67	0.42
1:2:960:U:H2'	1:2:961:U:H6	1.84	0.42

Continued on next page...

Continued from previous page...

Atom-1	Atom-2	Interatomic distance (Å)	Clash overlap (Å)
37:3:67:G:H2'	37:3:68:C:O4'	2.19	0.42
38:4:81:U:O2	38:4:82:U:C5	2.72	0.42
36:5:1239:C:N4	36:5:1249:G:H1	2.00	0.42
36:5:15:C:H6	36:5:15:C:H5'	1.82	0.42
36:5:1765:U:H2'	36:5:1766:G:O4'	2.18	0.42
36:5:1875:G:C2'	36:5:1876:U:H5''	2.48	0.42
36:5:2107:A:C6	36:5:2108:C:C4	3.07	0.42
36:5:2207:A:H2'	36:5:2208:A:O4'	2.18	0.42
36:5:2947:G:N2	36:5:2948:C:C2	2.87	0.42
36:5:979:U:O3'	36:5:980:A:C8	2.72	0.42
1:6:1218:G:O6	1:6:1444:A:H2'	2.19	0.42
87:6:2061:OHX:N5	87:6:2148:OHX:N3	2.67	0.42
1:6:340:U:H2'	1:6:341:A:H8	1.84	0.42
13:C1:73:GLY:HA3	13:C1:86:ILE:HG23	4.85	0.42
14:C2:119:SER:OG	14:C2:120:VAL:N	2.52	0.42
15:C3:20:ARG:HH11	15:C3:20:ARG:CG	3.92	0.42
15:C3:28:LEU:HB3	15:C3:29:SER:H	1.74	0.42
26:D4:35:VAL:HG13	26:D4:36:SER:N	2.34	0.42
28:D6:36:ILE:HD12	28:D6:36:ILE:N	5.27	0.42
29:D7:56:CYS:HB2	29:D7:61:THR:CG2	2.43	0.42
31:D9:31:ILE:HB	31:D9:38:ILE:O	2.19	0.42
40:L3:211:GLN:NE2	40:L3:284:ARG:HA	2.34	0.42
41:L4:316:ASN:O	41:L4:319:LYS:O	2.67	0.42
41:L4:31:ARG:HG3	41:L4:120:TYR:CE1	2.54	0.42
43:L6:42:LEU:HD23	43:L6:84:VAL:HG22	2.79	0.42
44:L7:144:ILE:HD12	44:L7:189:ILE:HD12	2.00	0.42
46:L9:41:ILE:HG23	46:L9:43:VAL:HG13	2.02	0.42
48:M1:132:ASN:HA	48:M1:154:THR:HG21	2.01	0.42
52:M6:7:VAL:HG23	52:M6:31:GLN:OE1	3.36	0.42
59:N3:125:LEU:HA	59:N3:125:LEU:HD12	2.37	0.42
59:N3:57:MET:HE3	59:N3:126:TRP:CH2	6.41	0.42
62:N6:58:VAL:HG22	62:N6:104:LEU:CD2	2.49	0.42
62:N6:114:ASP:OD1	87:8:223:OHX:N2	21.74	0.42
63:N7:54:THR:H	63:N7:57:HIS:CD2	2.71	0.42
68:O2:27:ARG:HB3	36:5:655:C:P	161.99	0.42
43:L6:82:ARG:NH1	69:O3:106:ASN:HB2	4.55	0.42
51:M5:143:ARG:HE	71:O5:92:LEU:HD23	1.84	0.42
76:Q0:89:TYR:CD2	76:Q0:89:TYR:N	3.15	0.42
79:Q3:80:ARG:HE	79:Q3:80:ARG:HB2	2.91	0.42
3:S1:205:PHE:CG	3:S1:206:PRO:HD2	2.60	0.42
3:S1:48:VAL:HG12	3:S1:49:ASN:N	2.34	0.42

Continued on next page...

Continued from previous page...

Atom-1	Atom-2	Interatomic distance (Å)	Clash overlap (Å)
3:S1:26:ARG:NH1	3:S1:49:ASN:OD1	2.97	0.42
4:S2:150:GLN:HA	4:S2:151:PRO:HD3	1.76	0.42
6:S4:130:GLN:HB2	6:S4:138:TYR:CZ	2.54	0.42
9:S7:86:GLN:HA	9:S7:86:GLN:OE1	4.65	0.42
10:S8:2:GLY:HA2	1:6:1729:C:O2'	287.01	0.42
10:S8:58:LEU:O	10:S8:59:ARG:HB2	2.19	0.42
34:SR:274:LEU:HD13	34:SR:313:TRP:CD2	2.54	0.42
34:SR:42:LEU:HB2	34:SR:61:PHE:CD2	3.59	0.42
36:1:1220:U:O5'	36:1:1222:G:H5''	2.18	0.42
36:1:1260:A:H1'	36:1:1280:C:H1'	2.01	0.42
36:1:1441:G:O6	87:1:3923:OHX:N1	2.53	0.42
36:1:1892:G:N7	87:1:4078:OHX:N1	2.67	0.42
36:1:211:A:H4'	36:1:212:G:OP2	2.19	0.42
36:1:1899:G:O2'	36:1:2334:U:O4	2.29	0.42
36:1:2514:U:C6	45:L8:68:ARG:HB3	2.54	0.42
36:1:3193:C:H2'	36:1:3194:C:O4'	2.20	0.42
36:1:3283:U:H2'	36:1:3284:G:C8	2.54	0.42
87:1:4019:OHX:N4	87:1:4057:OHX:N1	2.66	0.42
1:2:1623:C:H2'	1:2:1624:C:H6	1.84	0.42
1:2:1756:A:H8	1:2:1756:A:OP2	2.03	0.42
1:2:802:G:H21	24:D2:107:SER:HB3	1.84	0.42
37:3:77:G:H3'	56:N0:46:GLN:O	2.19	0.42
36:5:1818:U:H2'	36:5:1819:U:C6	2.52	0.42
36:5:238:A:O2'	36:5:239:G:OP1	2.37	0.42
49:M3:32:LYS:NZ	36:5:686:G:N7	85.58	0.42
36:5:892:U:H2'	36:5:893:C:O4'	2.19	0.42
1:6:1031:U:H4'	1:6:1032:G:OP2	2.20	0.42
1:6:1699:G:C2'	1:6:1700:C:H5'	2.49	0.42
1:6:348:U:O4	87:6:2164:OHX:N4	2.51	0.42
1:6:652:G:N2	1:6:683:C:C2	2.87	0.42
6:S4:187:ARG:NH2	1:6:754:A:N7	375.90	0.42
87:7:217:OHX:N4	87:7:226:OHX:N2	2.67	0.42
38:8:145:U:H2'	38:8:146:U:H6	1.82	0.42
71:O5:10:ARG:NH2	38:8:65:A:O3'	34.13	0.42
16:C4:16:VAL:O	16:C4:30:VAL:HA	2.19	0.42
18:C6:110:THR:HA	18:C6:113:ASP:HB3	3.80	0.42
18:C6:143:ARG:HH12	35:SM:84:LYS:NZ	2.16	0.42
18:C6:38:LEU:HA	18:C6:38:LEU:HD23	2.09	0.42
18:C6:78:VAL:O	18:C6:81:ILE:HG12	2.38	0.42
17:C5:125:PRO:HG3	20:C8:129:TRP:CH2	2.54	0.42
22:D0:28:SER:HB3	22:D0:34:LEU:HG	2.00	0.42

Continued on next page...

Continued from previous page...

Atom-1	Atom-2	Interatomic distance (Å)	Clash overlap (Å)
22:D0:57:ARG:HG3	22:D0:89:ARG:CZ	2.49	0.42
1:2:1530:C:OP1	27:D5:95:HIS:HB3	2.19	0.42
28:D6:88:SER:O	28:D6:92:ARG:HG3	2.61	0.42
33:E1:127:GLY:C	33:E1:129:GLY:H	2.18	0.42
42:L5:144:VAL:HG12	42:L5:173:VAL:HG22	2.01	0.42
45:L8:133:LYS:HD2	45:L8:138:HIS:HE1	2.16	0.42
46:L9:106:LYS:H	46:L9:109:ALA:CB	2.32	0.42
46:L9:117:PHE:CE1	46:L9:165:CYS:HB3	2.93	0.42
46:L9:16:VAL:HG12	46:L9:29:GLY:HA3	2.02	0.42
53:M7:44:ALA:O	53:M7:47:TYR:HB3	2.19	0.42
55:M9:52:LYS:HG2	55:M9:52:LYS:O	2.48	0.42
56:N0:81:TYR:HE1	56:N0:90:MET:HE3	2.56	0.42
61:N5:133:LEU:HD23	61:N5:133:LEU:HA	1.97	0.42
65:N9:40:ARG:HB3	65:N9:40:ARG:HE	3.40	0.42
36:1:2738:A:O2'	65:N9:41:ARG:NH2	2.53	0.42
67:O1:79:ARG:HA	67:O1:89:LEU:HD12	2.01	0.42
69:O3:86:ARG:O	87:O3:202:OHX:N1	2.52	0.42
71:O5:38:ARG:HG3	71:O5:39:PRO:HD2	2.46	0.42
2:S0:62:ARG:HG3	2:S0:62:ARG:NH1	2.92	0.42
6:S4:86:PHE:CE2	6:S4:102:VAL:HG23	5.19	0.42
7:S5:184:PHE:CE1	7:S5:185:ARG:HG3	2.54	0.42
7:S5:42:LEU:HD21	7:S5:45:LYS:HD2	2.02	0.42
9:S7:9:LEU:HD21	9:S7:17:GLU:HB3	2.01	0.42
10:S8:168:CYS:HB2	10:S8:184:LEU:HD11	2.13	0.42
10:S8:42:ARG:HB3	10:S8:58:LEU:O	2.19	0.42
11:S9:85:VAL:HG12	11:S9:99:LEU:HD11	2.01	0.42
36:1:1072:G:C4	36:1:1087:G:C2	3.07	0.42
36:1:185:C:H2'	36:1:186:U:C6	2.54	0.42
36:1:1915:A:H2'	36:1:1916:U:C6	2.55	0.42
36:1:2218:G:H2'	36:1:2219:A:H8	1.83	0.42
36:1:2926:A:C2'	36:1:2927:C:H5'	2.49	0.42
36:1:2948:C:H2'	36:1:2949:U:O4'	2.19	0.42
36:1:3218:A:H5''	36:1:3219:G:C5	2.54	0.42
36:1:956:U:OP1	87:1:4125:OHX:N1	2.52	0.42
87:1:3975:OHX:N3	87:1:4155:OHX:N6	2.68	0.42
1:2:212:U:OP2	87:2:2095:OHX:N2	2.51	0.42
36:5:1815:U:O2'	36:5:1816:A:P	2.77	0.42
36:5:2772:C:H1'	36:5:2773:C:OP2	2.18	0.42
36:5:3066:U:O4	87:5:4105:OHX:N4	2.52	0.42
52:M6:148:LYS:HE2	36:5:3135:U:OP1	257.78	0.42
1:6:1078:C:H2'	1:6:1079:U:C6	2.54	0.42

Continued on next page...

Continued from previous page...

Atom-1	Atom-2	Interatomic distance (Å)	Clash overlap (Å)
1:6:1202:A:OP1	87:6:2131:OHX:N1	2.52	0.42
1:6:235:G:H2'	1:6:236:A:C8	2.54	0.42
6:S4:155:LYS:NZ	1:6:244:A:OP1	345.59	0.42
1:6:913:G:H3'	1:6:914:G:C5'	2.49	0.42
87:7:218:OHX:N3	87:7:224:OHX:N6	2.68	0.42
14:C2:41:LEU:HA	14:C2:41:LEU:HD23	1.80	0.42
19:C7:109:LEU:HG	19:C7:113:LEU:HD12	6.14	0.42
22:D0:43:LYS:HA	22:D0:43:LYS:HD2	1.77	0.42
25:D3:100:ASP:OD2	25:D3:142:LYS:NZ	3.09	0.42
25:D3:22:ASN:OD1	1:6:1108:G:N1	334.18	0.42
28:D6:37:LYS:O	28:D6:38:ARG:NE	3.95	0.42
87:D9:102:OHX:N4	87:6:2129:OHX:N6	406.28	0.42
39:L2:212:GLY:O	39:L2:213:GLY:C	3.41	0.42
40:L3:169:THR:CG2	40:L3:171:LEU:HG	2.88	0.42
42:L5:150:LEU:HA	42:L5:150:LEU:HD23	1.66	0.42
42:L5:286:VAL:O	42:L5:290:ILE:HG12	2.19	0.42
45:L8:75:ILE:C	45:L8:77:GLN:H	2.22	0.42
47:M0:48:LEU:O	47:M0:139:ARG:HA	2.19	0.42
49:M3:174:ARG:CB	72:O6:9:ILE:HD11	3.85	0.42
50:M4:3:THR:O	50:M4:3:THR:OG1	2.32	0.42
50:M4:92:GLU:CD	50:M4:92:GLU:N	2.71	0.42
59:N3:104:ASN:HB2	59:N3:105:PRO:HD2	2.33	0.42
70:O4:58:ARG:HG2	70:O4:58:ARG:HH11	1.90	0.42
70:O4:58:ARG:CG	70:O4:58:ARG:HH11	2.40	0.42
3:S1:143:THR:HB	3:S1:205:PHE:CE1	2.54	0.42
4:S2:178:ILE:HB	4:S2:185:LYS:HG2	3.29	0.42
4:S2:185:LYS:O	4:S2:189:GLN:HB2	2.59	0.42
7:S5:32:GLU:H	7:S5:32:GLU:HG2	2.82	0.42
8:S6:137:ARG:NH1	1:6:144:U:H5	312.17	0.42
11:S9:78:ARG:HG3	11:S9:79:ARG:N	2.61	0.42
17:C5:129:GLY:HA3	35:SM:74:LYS:HG2	3.42	0.42
36:1:1278:A:HO2'	36:1:1279:C:H6	1.60	0.42
36:1:1504:A:C5	36:1:1505:C:C5	3.08	0.42
36:1:1560:G:N1	36:1:1561:G:C6	2.87	0.42
36:1:1722:U:OP1	55:M9:100:ARG:NH1	2.50	0.42
36:1:1888:U:OP1	40:L3:247:ARG:HD3	2.19	0.42
36:1:2155:G:O2'	39:L2:227:ARG:NH2	2.51	0.42
36:1:2217:U:H2'	36:1:2218:G:H8	1.84	0.42
36:1:2407:C:H2'	36:1:2408:U:C6	2.54	0.42
36:1:2582:C:H2'	36:1:2583:C:C6	2.54	0.42
87:1:4055:OHX:N6	87:1:4163:OHX:N3	2.67	0.42

Continued on next page...

Continued from previous page...

Atom-1	Atom-2	Interatomic distance (Å)	Clash overlap (Å)
87:2:2094:OHX:N4	87:2:2108:OHX:N1	2.67	0.42
1:2:387:A:OP2	1:2:387:A:H8	2.02	0.42
1:2:46:A:N6	1:2:433:C:H4'	2.35	0.42
1:2:832:U:H2'	1:2:833:U:H5''	2.02	0.42
38:4:85:G:H3'	38:4:85:G:H8	1.83	0.42
36:5:1235:U:C4'	36:5:1236:G:H5'	2.47	0.42
36:5:1617:G:H2'	36:5:1618:G:O4'	2.20	0.42
36:5:2358:A:H2'	36:5:2359:C:O4'	2.19	0.42
36:5:419:G:O3'	36:5:420:G:OP2	2.34	0.42
56:N0:71:LYS:NZ	36:5:563:U:P	343.53	0.42
43:L6:17:ALA:O	36:5:592:A:H5'	213.02	0.42
1:6:1263:G:C2	1:6:1264:G:H1'	2.54	0.42
1:6:739:G:H2'	1:6:740:A:O4'	2.20	0.42
13:C1:78:THR:HG22	13:C1:84:ILE:HG22	2.01	0.42
15:C3:33:VAL:O	15:C3:37:ILE:HG12	4.10	0.42
15:C3:54:LEU:HB3	15:C3:60:VAL:CG1	3.32	0.42
20:C8:123:ARG:HG3	20:C8:133:VAL:CG2	2.48	0.42
22:D0:55:PRO:HA	22:D0:91:ILE:HG12	2.01	0.42
32:E0:51:ASN:HB3	32:E0:53:LYS:HG2	5.02	0.42
42:L5:38:THR:O	42:L5:48:LYS:HE3	4.86	0.42
44:L7:161:VAL:HA	44:L7:162:PRO:HD2	2.01	0.42
44:L7:207:LEU:O	36:5:1334:U:H5'	241.02	0.42
42:L5:150:LEU:HD12	48:M1:143:ARG:HG3	2.01	0.42
48:M1:173:ASP:HB3	48:M1:174:LYS:H	1.69	0.42
49:M3:54:LEU:HG	49:M3:119:TYR:CD1	2.54	0.42
51:M5:188:ARG:HD3	51:M5:188:ARG:HH11	1.70	0.42
51:M5:22:LEU:HD12	51:M5:22:LEU:HA	1.96	0.42
52:M6:179:ALA:HA	52:M6:182:ASN:HD22	3.34	0.42
52:M6:54:TYR:O	52:M6:57:PHE:HB3	2.20	0.42
52:M6:62:THR:HA	36:5:1306:G:C6	233.90	0.42
53:M7:108:ASP:OD2	53:M7:110:THR:HG23	2.19	0.42
54:M8:177:GLY:O	54:M8:186:VAL:N	2.33	0.42
63:N7:54:THR:O	63:N7:57:HIS:HB2	2.19	0.42
65:N9:50:THR:HG22	36:5:1073:U:C1'	206.94	0.42
67:O1:20:LEU:HA	67:O1:20:LEU:HD23	1.84	0.42
67:O1:48:ASP:HB3	67:O1:90:PHE:HB2	2.02	0.42
68:O2:123:LYS:O	68:O2:126:LEU:HB2	2.19	0.42
72:O6:60:LEU:HD22	72:O6:68:ARG:NE	2.35	0.42
74:O8:54:LEU:HD12	74:O8:55:VAL:H	4.09	0.42
78:Q2:61:LYS:H	78:Q2:61:LYS:HG2	4.33	0.42
79:Q3:50:GLY:O	79:Q3:51:ALA:HB3	2.23	0.42

Continued on next page...

Continued from previous page...

Atom-1	Atom-2	Interatomic distance (Å)	Clash overlap (Å)
2:S0:119:ARG:HH11	2:S0:119:ARG:HB3	1.83	0.42
2:S0:57:LEU:O	2:S0:60:ALA:HB3	2.20	0.42
3:S1:101:HIS:HA	3:S1:217:LEU:HD22	2.01	0.42
3:S1:62:LYS:O	3:S1:88:VAL:HB	2.37	0.42
5:S3:164:VAL:HG12	5:S3:165:ASN:N	2.34	0.42
5:S3:191:ASP:OD2	5:S3:193:ALA:HB3	2.54	0.42
6:S4:131:LEU:HD12	1:6:251:A:C2	327.42	0.42
7:S5:190:ILE:HG12	7:S5:190:ILE:H	3.98	0.42
9:S7:125:ILE:O	9:S7:129:LEU:N	2.71	0.42
9:S7:136:VAL:HG12	9:S7:153:LEU:O	5.66	0.42
9:S7:185:ILE:HG22	9:S7:186:PRO:CD	2.49	0.42
34:SR:160:GLU:CB	34:SR:161:LYS:HB2	2.49	0.42
34:SR:39:ASP:O	34:SR:40:LYS:HB2	2.19	0.42
36:1:138:U:H2'	36:1:139:G:H8	1.85	0.42
36:1:1461:A:O2'	36:1:1462:A:H5'	2.19	0.42
36:1:1485:G:N2	70:O4:4:ARG:HD2	2.35	0.42
36:1:1701:C:H2'	36:1:1702:U:O4'	2.20	0.42
36:1:1722:U:H1'	55:M9:96:ILE:HG12	2.01	0.42
36:1:2166:A:H2'	36:1:2167:A:C8	2.55	0.42
36:1:2574:G:H2'	36:1:2575:G:H8	1.83	0.42
36:1:3197:G:O2'	36:1:3198:U:H3'	2.19	0.42
36:1:3242:G:H21	36:1:3245:A:H5''	1.84	0.42
36:1:3330:A:H5''	36:1:3330:A:C8	2.52	0.42
36:1:1599:G:OP1	87:1:4084:OHX:N5	2.52	0.42
87:1:4052:OHX:N2	87:1:4160:OHX:N1	2.68	0.42
36:1:830:A:O2'	36:1:1866:C:H2'	2.20	0.42
1:2:1590:G:OP1	21:C9:91:TYR:HB2	2.20	0.42
1:2:930:A:H2'	3:S1:114:VAL:HG11	2.01	0.42
37:3:31:U:O2'	37:3:32:U:H5'	2.20	0.42
52:M6:122:GLN:NE2	36:5:1181:U:H2'	273.87	0.42
39:L2:230:VAL:HG21	36:5:2424:A:N1	183.75	0.42
36:5:2943:G:H2'	36:5:2944:U:O4'	2.19	0.42
39:L2:213:GLY:CA	36:5:2967:A:H5''	205.86	0.42
36:5:2977:G:OP1	87:5:4153:OHX:N4	2.51	0.42
36:5:3085:G:O3'	36:5:3086:A:H8	2.02	0.42
36:5:3378:C:H2'	36:5:3379:C:C6	2.54	0.42
36:5:426:G:H2'	36:5:427:C:C6	2.55	0.42
36:5:507:U:H2'	36:5:508:U:C6	2.55	0.42
36:5:811:U:H2'	36:5:812:G:C8	2.54	0.42
1:6:1620:C:H2'	1:6:1621:U:H6	1.85	0.42
1:6:1095:U:O4	87:6:2181:OHX:N2	2.53	0.42

Continued on next page...

Continued from previous page...

Atom-1	Atom-2	Interatomic distance (Å)	Clash overlap (Å)
16:C4:35:GLY:HA3	1:6:919:A:H5'	269.76	0.42
17:C5:65:LEU:O	87:C5:201:OHX:N1	2.53	0.42
17:C5:83:MET:HB2	17:C5:83:MET:HE2	2.27	0.42
22:D0:35:GLU:OE1	22:D0:89:ARG:NH1	7.18	0.42
25:D3:13:ARG:O	25:D3:17:VAL:HG23	2.29	0.42
28:D6:90:GLU:CD	28:D6:90:GLU:H	3.95	0.42
33:E1:126:CYS:O	33:E1:128:ALA:N	2.52	0.42
36:1:2184:U:OP1	39:L2:209:HIS:HE1	2.02	0.42
40:L3:128:LYS:HB3	40:L3:128:LYS:HE2	1.84	0.42
40:L3:41:VAL:HG11	40:L3:194:TRP:CG	2.54	0.42
42:L5:78:ALA:HB3	42:L5:105:ILE:HG12	2.02	0.42
42:L5:269:SER:O	42:L5:270:LYS:HB2	4.67	0.42
42:L5:41:LYS:HA	42:L5:41:LYS:HD2	1.37	0.42
43:L6:170:LYS:HB3	43:L6:172:HIS:CE1	2.53	0.42
47:M0:36:LEU:HD21	47:M0:69:ARG:HD2	2.02	0.42
48:M1:24:GLY:HA2	48:M1:65:ILE:HG23	3.29	0.42
48:M1:92:ARG:NH2	48:M1:94:ARG:HD2	7.33	0.42
48:M1:9:MET:O	48:M1:11:ASP:N	3.73	0.42
36:1:73:C:O2	49:M3:59:ARG:HD3	2.18	0.42
49:M3:93:ILE:HA	49:M3:93:ILE:HD13	1.76	0.42
51:M5:172:ARG:HH11	36:5:30:G:P	107.94	0.42
52:M6:192:LYS:HG2	52:M6:192:LYS:H	1.63	0.42
36:1:1295:G:OP1	56:N0:84:ARG:HG3	2.19	0.42
61:N5:92:LYS:HD3	61:N5:110:VAL:O	4.39	0.42
36:1:38:U:H4'	64:N8:32:ARG:HD2	2.01	0.42
78:Q2:10:THR:HA	78:Q2:20:HIS:CD2	2.75	0.42
2:S0:163:ASN:C	2:S0:165:ARG:H	2.35	0.42
2:S0:63:ILE:HG12	23:D1:36:VAL:HG22	2.01	0.42
3:S1:109:LYS:HE3	3:S1:113:MET:HE2	2.00	0.42
4:S2:246:GLU:HG2	4:S2:246:GLU:H	1.51	0.42
5:S3:202:LEU:HA	5:S3:203:PRO:HD2	2.84	0.42
6:S4:89:VAL:O	6:S4:99:PHE:O	4.67	0.42
10:S8:166:TYR:HB3	10:S8:184:LEU:HD22	2.01	0.42
34:SR:32:LEU:HA	34:SR:45:TRP:O	2.66	0.42
36:1:2397:A:OP1	36:1:2398:A:H4'	2.20	0.42
36:1:2887:A:H2'	36:1:2887:A:N3	2.34	0.42
36:1:2970:C:H4'	36:1:2971:A:N1	2.35	0.42
36:1:3024:A:C6	36:1:3032:A:C8	3.08	0.42
36:1:3279:A:C6	69:O3:54:ARG:NE	2.88	0.42
36:1:358:G:N2	36:1:361:A:OP2	2.52	0.42
87:1:3975:OHX:N3	87:1:4155:OHX:N4	2.67	0.42

Continued on next page...

Continued from previous page...

Atom-1	Atom-2	Interatomic distance (Å)	Clash overlap (Å)
36:1:981:U:HO2'	36:1:982:C:P	2.42	0.42
1:2:1236:A:H2'	1:2:1237:G:C8	2.55	0.42
1:2:1366:U:O4	87:2:2108:OHX:N6	2.52	0.42
1:2:1636:C:C2	1:2:1638:G:C5	3.07	0.42
1:2:16:G:H2'	1:2:17:C:C6	2.54	0.42
1:2:1735:U:O4	87:2:2135:OHX:N2	2.52	0.42
1:2:1150:G:H2'	1:2:1768:G:H21	1.84	0.42
1:2:422:G:N7	87:2:2107:OHX:N5	2.67	0.42
1:2:901:G:H22	16:C4:54:GLU:CD	2.21	0.42
37:3:26:C:H2'	37:3:27:A:O4'	2.19	0.42
36:5:1329:U:HO2'	36:5:1330:A:P	2.43	0.42
36:5:1456:A:H4'	36:5:1457:U:O5'	2.19	0.42
36:5:192:C:H2'	36:5:193:C:C6	2.54	0.42
36:5:174:C:N4	36:5:244:G:H1	2.16	0.42
36:5:2830:G:H1'	36:5:2861:U:C2	2.54	0.42
1:6:108:A:H2'	1:6:109:G:C8	2.55	0.42
1:6:1417:A:H2'	1:6:1418:G:O4'	2.20	0.42
6:S4:66:MET:HB3	1:6:454:U:C4	376.58	0.42
1:6:577:G:H3'	1:6:577:G:H8	1.83	0.42
6:S4:12:LEU:O	1:6:756:A:H1'	367.40	0.42
13:C1:22:ASN:HA	13:C1:23:PRO:HD3	1.91	0.42
13:C1:40:LEU:HD22	1:6:246:G:N2	325.97	0.42
13:C1:3:THR:HG22	13:C1:4:GLU:H	2.33	0.42
13:C1:69:LYS:O	13:C1:70:ILE:HD12	2.19	0.42
14:C2:59:LEU:HB3	14:C2:123:VAL:HB	2.48	0.42
15:C3:26:PHE:O	15:C3:28:LEU:HG	6.86	0.42
3:S1:106:THR:HA	16:C4:116:GLU:OE1	2.82	0.42
17:C5:64:LYS:HA	17:C5:73:PRO:HB3	2.01	0.42
22:D0:20:ILE:O	22:D0:94:GLU:HA	5.45	0.42
1:2:687:G:H5'	24:D2:119:LYS:HD2	2.02	0.42
26:D4:6:THR:HB	26:D4:28:LEU:HD13	4.18	0.42
30:D8:11:LYS:O	30:D8:30:VAL:HA	2.37	0.42
39:L2:116:VAL:HG22	39:L2:126:LEU:HB2	2.02	0.42
39:L2:180:LEU:HD23	39:L2:180:LEU:HA	1.86	0.42
41:L4:346:LYS:HA	41:L4:346:LYS:HD2	4.82	0.42
42:L5:216:GLU:HA	42:L5:219:PHE:HB3	2.02	0.42
42:L5:279:LYS:HG2	42:L5:282:ARG:NH2	2.35	0.42
43:L6:55:LEU:HD11	43:L6:66:SER:HB2	2.68	0.42
44:L7:24:GLU:O	44:L7:26:VAL:N	2.39	0.42
45:L8:36:ILE:O	45:L8:38:GLN:N	2.52	0.42
47:M0:208:ASN:HA	47:M0:211:ARG:HD2	2.86	0.42

Continued on next page...

Continued from previous page...

Atom-1	Atom-2	Interatomic distance (Å)	Clash overlap (Å)
49:M3:64:LYS:HG3	64:N8:69:TRP:CD2	2.54	0.42
51:M5:96:ARG:NH2	51:M5:104:GLU:OE1	3.39	0.42
52:M6:167:TYR:CD1	52:M6:167:TYR:C	3.20	0.42
52:M6:72:HIS:HB2	52:M6:74:ARG:NH1	2.34	0.42
55:M9:28:GLU:O	55:M9:32:ILE:HG13	2.38	0.42
58:N2:37:LEU:O	58:N2:41:ILE:HG13	2.20	0.42
59:N3:45:ARG:HD2	59:N3:46:LEU:H	2.02	0.42
60:N4:47:ARG:HB2	60:N4:47:ARG:HE	1.68	0.42
62:N6:108:LYS:HA	62:N6:108:LYS:HD3	4.72	0.42
66:O0:32:LYS:O	66:O0:36:GLN:HG3	2.19	0.42
36:1:944:C:H4'	68:O2:33:ARG:NH1	2.34	0.42
72:O6:35:ASN:HA	72:O6:38:LYS:HB2	2.70	0.42
73:O7:11:ARG:HG2	36:5:817:A:O2'	148.79	0.42
75:O9:43:ASN:OD1	75:O9:45:ARG:HB2	3.48	0.42
78:Q2:71:ARG:HE	78:Q2:80:ARG:NH1	2.18	0.42
7:S5:35:GLN:HB3	7:S5:36:ALA:H	1.88	0.42
8:S6:126:ASP:CG	8:S6:127:THR:N	3.55	0.42
11:S9:38:ASN:OD1	11:S9:41:GLU:HG3	4.66	0.42
11:S9:63:ASP:O	11:S9:66:ASP:HB2	3.08	0.42
34:SR:161:LYS:O	34:SR:161:LYS:CG	2.56	0.42
36:1:1352:A:H1'	36:1:1353:U:O5'	2.20	0.42
36:1:1369:A:H2'	36:1:1370:G:O4'	2.19	0.42
36:1:1131:G:C2	36:1:2373:A:C4	3.08	0.42
36:1:2565:U:H2'	36:1:2566:C:H6	1.85	0.42
36:1:2655:U:H2'	78:Q2:3:ASN:O	2.20	0.42
36:1:578:A:H5''	36:1:579:G:O5'	2.19	0.42
36:1:706:A:H4'	36:1:781:G:O2'	2.20	0.42
1:2:1358:G:H2'	1:2:1359:C:H6	1.84	0.42
1:2:1498:G:OP2	21:C9:74:GLY:HA3	2.20	0.42
1:2:1580:C:H2'	1:2:1581:C:O4'	2.19	0.42
1:2:161:U:OP2	8:S6:87:ARG:NH2	2.52	0.42
1:2:246:G:C6	1:2:247:A:C6	3.07	0.42
1:2:107:C:H1'	1:2:362:G:O2'	2.19	0.42
1:2:425:A:C8	1:2:425:A:H5'	2.55	0.42
1:2:603:U:H2'	1:2:604:A:H8	1.84	0.42
1:2:702:G:C6	1:2:737:A:C6	3.08	0.42
36:5:1008:U:H2'	36:5:1009:A:O4'	2.19	0.42
36:5:1049:C:H2'	36:5:1050:U:C6	2.55	0.42
36:5:1752:A:OP2	87:5:4081:OHX:N6	2.53	0.42
36:5:2427:U:H2'	36:5:2428:U:C6	2.54	0.42
36:5:3279:A:O2'	36:5:3280:U:H5'	2.20	0.42

Continued on next page...

Continued from previous page...

Atom-1	Atom-2	Interatomic distance (Å)	Clash overlap (Å)
36:5:3299:A:H61	36:5:3315:G:H1	1.67	0.42
36:5:2239:G:N7	87:5:4192:OHX:N5	2.68	0.42
49:M3:16:LYS:HE3	36:5:49:A:OP1	134.02	0.42
1:6:1000:C:N4	1:6:1003:A:OP2	2.48	0.42
1:6:1138:A:H2'	1:6:1139:A:C8	2.55	0.42
1:6:1175:U:H2'	1:6:1176:G:H8	1.84	0.42
37:7:11:A:O2'	37:7:13:A:H2'	2.20	0.42
14:C2:70:ASN:O	14:C2:74:LEU:HB2	2.79	0.42
15:C3:40:TYR:HB3	15:C3:45:LEU:HD12	2.90	0.42
15:C3:91:LEU:HD23	15:C3:91:LEU:HA	1.86	0.42
19:C7:99:VAL:CB	19:C7:118:PRO:HB2	2.50	0.42
25:D3:135:LEU:HD23	25:D3:140:LYS:O	2.92	0.42
27:D5:43:ASP:H	27:D5:46:LYS:HD2	1.83	0.42
33:E1:137:ASP:HB2	33:E1:138:ARG:H	1.65	0.42
1:2:1253:U:H4'	33:E1:143:LYS:CA	2.50	0.42
40:L3:114:VAL:HG22	40:L3:163:HIS:CE1	2.78	0.42
40:L3:188:ILE:O	40:L3:192:VAL:HG12	2.20	0.42
42:L5:160:PHE:HA	42:L5:163:LEU:HB3	2.33	0.42
42:L5:261:THR:H	42:L5:264:GLN:CD	2.53	0.42
42:L5:46:THR:HA	42:L5:47:PRO:HD2	1.82	0.42
43:L6:55:LEU:HA	43:L6:55:LEU:HD23	1.85	0.42
43:L6:65:ILE:HA	43:L6:65:ILE:HD12	4.38	0.42
44:L7:27:ALA:O	44:L7:31:ALA:N	2.53	0.42
46:L9:103:ILE:HG13	46:L9:136:PHE:CZ	2.54	0.42
46:L9:109:ALA:O	46:L9:110:LYS:HB2	2.23	0.42
47:M0:142:ASP:C	47:M0:144:ASN:H	2.22	0.42
47:M0:213:PHE:N	47:M0:214:PRO:HD3	2.35	0.42
47:M0:75:TYR:CZ	47:M0:79:VAL:HG21	2.54	0.42
53:M7:114:VAL:HA	53:M7:150:VAL:HG12	2.40	0.42
54:M8:54:LEU:HD23	54:M8:54:LEU:HA	1.76	0.42
56:N0:115:ARG:NH2	36:5:1320:C:O2	289.80	0.42
57:N1:100:LYS:C	57:N1:102:ARG:N	2.72	0.42
63:N7:135:ARG:HG2	63:N7:135:ARG:HH21	1.85	0.42
64:N8:110:GLY:O	64:N8:128:ARG:O	5.08	0.42
65:N9:23:LYS:HA	65:N9:23:LYS:HD2	1.86	0.42
65:N9:39:PHE:CD2	65:N9:39:PHE:C	3.06	0.42
66:O0:12:GLN:O	66:O0:16:LEU:HG	4.82	0.42
67:O1:24:SER:HB2	67:O1:27:LYS:HD2	2.73	0.42
76:Q0:99:CYS:HB2	76:Q0:114:LYS:HD3	2.26	0.42
79:Q3:49:ARG:HD3	79:Q3:51:ALA:N	2.35	0.42
3:S1:126:THR:HA	3:S1:135:LEU:O	2.45	0.42

Continued on next page...

Continued from previous page...

Atom-1	Atom-2	Interatomic distance (Å)	Clash overlap (Å)
3:S1:126:THR:HA	3:S1:136:ARG:HA	2.31	0.42
3:S1:143:THR:HB	3:S1:205:PHE:HE1	1.85	0.42
7:S5:194:LEU:HA	7:S5:194:LEU:HD23	1.83	0.42
9:S7:155:ASP:OD2	9:S7:156:SER:N	2.73	0.42
11:S9:178:ALA:O	11:S9:181:ALA:HB3	4.52	0.42
11:S9:3:ARG:HH21	11:S9:3:ARG:CB	4.14	0.42
34:SR:203:THR:HG21	34:SR:244:ALA:N	2.35	0.42
36:1:1362:G:O2'	44:L7:159:GLN:HA	2.20	0.42
36:1:1941:C:O2'	36:1:3344:A:N6	2.49	0.42
36:1:2875:U:H2'	36:1:2876:C:O5'	2.20	0.42
36:1:608:A:C4	43:L6:22:ARG:NH1	2.88	0.42
1:2:1039:A:HO2'	1:2:1040:G:P	2.42	0.42
1:2:1113:A:H4'	1:2:1114:G:OP1	2.20	0.42
1:2:240:U:H1'	1:2:241:U:P	2.60	0.42
1:2:47:A:N1	1:2:386:G:H1'	2.35	0.42
37:3:71:G:H2'	37:3:72:A:C8	2.54	0.42
63:N7:17:ARG:HG3	36:5:1639:C:N4	197.69	0.42
36:5:1863:G:N1	36:5:1866:C:OP2	2.40	0.42
39:L2:8:GLN:HA	36:5:2163:C:H4'	184.65	0.42
1:6:830:U:C4	1:6:831:U:C4	3.07	0.42
3:S1:65:VAL:HG13	1:6:920:U:H5''	264.29	0.42
15:C3:98:VAL:HG22	1:6:952:A:H5'	293.49	0.42
42:L5:265:TYR:HE1	37:7:121:U:H5''	317.42	0.42
37:7:25:G:H2'	37:7:26:C:O4'	2.20	0.42
75:O9:21:ARG:HD2	38:8:52:A:O4'	85.82	0.42
13:C1:109:VAL:HG11	13:C1:125:VAL:HG11	2.02	0.42
15:C3:128:TYR:O	15:C3:131:THR:HB	2.20	0.42
20:C8:47:CYS:HB3	20:C8:54:LEU:CD1	2.48	0.42
20:C8:82:PRO:HG2	20:C8:85:PHE:HB2	2.93	0.42
21:C9:118:PRO:O	21:C9:120:GLY:N	2.60	0.42
87:2:2061:OHX:N4	87:D9:102:OHX:N6	2.68	0.42
1:2:1433:G:C8	31:D9:41:GLN:HG2	2.55	0.42
39:L2:65:ASP:HA	39:L2:66:PRO:HD3	1.98	0.42
36:1:1651:U:H5''	39:L2:71:LEU:HD22	2.02	0.42
40:L3:116:ARG:NH2	40:L3:174:LYS:HD3	2.87	0.42
40:L3:107:ALA:HA	40:L3:199:PHE:CD2	2.54	0.42
40:L3:252:ILE:HD12	40:L3:252:ILE:HA	1.87	0.42
43:L6:71:VAL:HG11	43:L6:159:LEU:HB3	2.02	0.42
44:L7:217:PRO:HA	87:5:4003:OHX:N5	263.55	0.42
48:M1:95:ASN:HB3	48:M1:103:GLY:O	2.75	0.42
49:M3:46:ILE:HG23	49:M3:46:ILE:HD12	4.02	0.42

Continued on next page...

Continued from previous page...

Atom-1	Atom-2	Interatomic distance (Å)	Clash overlap (Å)
56:N0:129:ILE:HG23	56:N0:134:ASP:HB2	2.80	0.42
56:N0:12:ARG:HG3	56:N0:13:ARG:O	2.22	0.42
56:N0:80:ARG:HG2	56:N0:81:TYR:N	2.59	0.42
59:N3:54:LEU:HD21	59:N3:119:GLY:HA3	2.42	0.42
59:N3:17:LEU:HD21	59:N3:98:ASN:CG	2.39	0.42
63:N7:64:LYS:HB2	63:N7:64:LYS:HE2	3.85	0.42
64:N8:103:ASP:HA	64:N8:126:LYS:HB2	2.31	0.42
64:N8:27:LYS:HG2	36:5:936:A:OP2	163.18	0.42
64:N8:36:GLY:HA3	64:N8:40:HIS:CE1	2.74	0.42
64:N8:9:ARG:HE	64:N8:9:ARG:HB3	2.07	0.42
69:O3:57:LYS:HB3	69:O3:57:LYS:HE3	2.31	0.42
71:O5:89:ARG:HD2	38:8:38:U:O4	68.08	0.42
74:O8:58:ASP:HB3	74:O8:61:LYS:HG3	4.09	0.42
79:Q3:10:ILE:HD12	36:5:837:A:H1'	230.23	0.42
3:S1:117:TRP:HB3	3:S1:153:HIS:HA	2.02	0.42
3:S1:126:THR:HG22	3:S1:136:ARG:HE	2.07	0.42
3:S1:133:TYR:CE2	3:S1:181:LEU:HD12	4.41	0.42
3:S1:190:PRO:HG2	3:S1:192:VAL:HG22	3.49	0.42
3:S1:39:GLU:HB3	3:S1:73:LEU:O	2.19	0.42
3:S1:81:PHE:HB2	3:S1:82:ARG:H	1.45	0.42
5:S3:217:ILE:O	5:S3:218:LEU:HB2	2.56	0.42
6:S4:71:LYS:O	6:S4:90:ILE:HA	3.08	0.42
9:S7:96:ARG:CZ	9:S7:124:LYS:HB3	2.50	0.42
1:2:694:U:H5	9:S7:96:ARG:O	2.03	0.42
34:SR:54:PHE:CE2	34:SR:312:VAL:HG11	3.82	0.42
36:1:1556:C:N4	36:1:2169:G:C8	2.88	0.42
36:1:2751:G:OP1	57:N1:50:LYS:HE2	2.20	0.42
87:1:4067:OHX:N1	87:1:4114:OHX:N4	2.68	0.42
87:1:4133:OHX:N6	87:1:4191:OHX:N2	2.67	0.42
36:1:806:A:C5	36:1:936:A:C2	3.08	0.42
1:2:717:C:H42	1:2:720:G:H22	1.68	0.42
1:2:882:U:H2'	1:2:883:C:C6	2.55	0.42
68:O2:33:ARG:NH2	36:5:1407:A:O3'	162.43	0.42
36:5:687:U:O2'	36:5:688:G:H5'	2.20	0.42
64:N8:115:LYS:HA	36:5:715:A:H3'	149.50	0.42
1:6:1636:C:C2	1:6:1765:A:N6	2.88	0.42
1:6:647:G:H1	1:6:687:G:N2	2.18	0.42
1:6:817:A:H2'	1:6:818:C:C6	2.54	0.42
15:C3:87:ASP:OD2	15:C3:88:LEU:N	2.53	0.42
1:2:887:A:C1'	16:C4:122:PRO:HB3	2.49	0.42
17:C5:108:ARG:HH21	20:C8:119:ILE:HD12	4.21	0.42

Continued on next page...

Continued from previous page...

Atom-1	Atom-2	Interatomic distance (Å)	Clash overlap (Å)
23:D1:36:VAL:HG11	23:D1:78:LEU:HG	4.70	0.42
28:D6:74:CYS:O	28:D6:75:VAL:HB	2.19	0.42
30:D8:25:VAL:HG13	30:D8:44:VAL:O	2.88	0.42
30:D8:64:ARG:HB3	30:D8:65:ARG:H	1.65	0.42
30:D8:65:ARG:HG2	30:D8:66:LEU:N	3.49	0.42
33:E1:83:LYS:O	33:E1:84:VAL:HG22	4.77	0.42
40:L3:160:VAL:O	40:L3:180:GLU:HA	2.20	0.42
40:L3:328:ILE:HG21	40:L3:328:ILE:HD13	1.83	0.42
40:L3:323:MET:HE2	40:L3:356:LEU:HD11	2.45	0.42
40:L3:358:TRP:CZ2	40:L3:360:ASP:HA	2.54	0.42
41:L4:162:THR:HA	41:L4:218:ALA:O	2.19	0.42
41:L4:208:VAL:HA	41:L4:228:ALA:O	2.43	0.42
44:L7:158:LYS:HD2	44:L7:159:GLN:CA	4.79	0.42
45:L8:109:LEU:HA	45:L8:109:LEU:HD22	2.52	0.42
47:M0:156:ARG:HG2	47:M0:163:GLN:CG	2.70	0.42
51:M5:125:SER:HB3	36:5:2433:U:H1'	161.49	0.42
51:M5:172:ARG:HD2	36:5:30:G:P	110.37	0.42
53:M7:32:THR:O	53:M7:35:ALA:HB3	3.17	0.42
53:M7:67:ILE:HA	53:M7:67:ILE:HD12	1.77	0.42
53:M7:48:LEU:HB3	53:M7:88:VAL:HG13	2.01	0.42
55:M9:178:ALA:HA	55:M9:181:ARG:HB3	2.02	0.42
60:N4:9:SER:HB2	60:N4:51:TRP:CZ3	2.54	0.42
36:1:1831:U:OP2	61:N5:92:LYS:HD3	2.20	0.42
62:N6:90:VAL:C	62:N6:92:GLY:H	2.34	0.42
64:N8:49:HIS:N	64:N8:50:PRO:HD3	2.94	0.42
64:N8:94:ALA:HA	64:N8:122:PRO:HD2	2.02	0.42
68:O2:41:VAL:HG22	68:O2:41:VAL:H	1.57	0.42
70:O4:102:LYS:HB3	70:O4:103:LYS:HE3	3.08	0.42
71:O5:9:LEU:HD23	71:O5:9:LEU:HA	1.91	0.42
74:O8:12:LEU:HA	74:O8:15:THR:HG23	3.26	0.42
75:O9:2:ALA:N	75:O9:5:LYS:HG2	2.34	0.42
3:S1:140:ILE:HG21	3:S1:213:ARG:HD3	2.02	0.42
3:S1:217:LEU:HD12	3:S1:217:LEU:HA	1.93	0.42
3:S1:69:CYS:SG	3:S1:71:ALA:HB3	2.60	0.42
5:S3:195:SER:HB2	5:S3:200:LYS:HG2	5.61	0.42
6:S4:159:THR:HG23	6:S4:173:ILE:HD13	2.02	0.42
6:S4:57:ASN:HB2	6:S4:60:GLU:H	2.00	0.42
6:S4:86:PHE:HE1	6:S4:226:PHE:CD2	2.38	0.42
9:S7:124:LYS:HD3	9:S7:124:LYS:HA	1.94	0.42
34:SR:155:ARG:HD3	34:SR:155:ARG:HA	1.83	0.42
36:1:1000:C:H2'	36:1:1000:C:H6	1.65	0.41

Continued on next page...

Continued from previous page...

Atom-1	Atom-2	Interatomic distance (Å)	Clash overlap (Å)
36:1:1934:G:N7	87:1:3883:OHX:N2	2.68	0.41
36:1:244:G:OP1	49:M3:132:ALA:HB3	2.20	0.41
36:1:2571:U:H2'	36:1:2571:U:OP1	2.20	0.41
36:1:2892:A:H2'	36:1:2893:C:H6	1.85	0.41
36:1:3106:A:H2'	36:1:3107:U:O4'	2.20	0.41
36:1:3279:A:C6	36:1:3280:U:C4	3.08	0.41
36:1:3329:U:H5''	40:L3:308:MET:HE3	2.02	0.41
87:1:4133:OHX:N5	87:1:4191:OHX:N2	2.67	0.41
87:1:4194:OHX:N4	43:L6:129:GLU:HA	2.35	0.41
36:1:898:U:H2'	36:1:899:U:O4'	2.20	0.41
1:2:1578:U:O2'	1:2:1579:U:H5'	2.20	0.41
1:2:1682:U:O2'	1:2:1683:C:H5'	2.20	0.41
87:2:2094:OHX:N4	87:2:2108:OHX:N2	2.68	0.41
1:2:763:G:C6	1:2:764:U:C4	3.08	0.41
36:5:1146:C:H4'	36:5:1331:U:C5	2.56	0.41
36:5:1365:G:OP2	87:5:4030:OHX:N3	2.53	0.41
36:5:422:A:C2	36:5:2363:A:H4'	2.54	0.41
36:5:2683:U:H2'	36:5:2684:C:H6	1.82	0.41
36:5:3286:G:H2'	36:5:3287:U:H6	1.85	0.41
53:M7:69:ARG:HD2	36:5:3308:C:O2	185.75	0.41
36:5:3316:A:H5''	36:5:3318:G:N2	2.35	0.41
69:O3:92:LYS:HE2	36:5:630:A:O2'	211.81	0.41
36:5:90:C:H2'	36:5:91:G:H5'	2.02	0.41
36:5:911:C:O2	36:5:917:A:N1	2.53	0.41
1:6:138:A:H2'	1:6:139:C:H5'	2.01	0.41
1:6:15:U:H2'	1:6:16:G:O4'	2.20	0.41
1:6:1756:A:H2'	1:6:1757:G:H8	1.85	0.41
1:6:486:G:H4'	1:6:486:G:OP1	2.18	0.41
1:6:613:G:H4'	1:6:614:C:OP1	2.20	0.41
1:6:891:A:H2'	1:6:892:A:C8	2.55	0.41
38:8:79:A:H3'	38:8:80:A:C8	2.54	0.41
14:C2:104:ALA:HB2	14:C2:115:VAL:HG22	4.19	0.41
1:2:1553:G:O6	17:C5:43:ARG:HD3	2.20	0.41
17:C5:89:MET:H	17:C5:89:MET:HG3	1.71	0.41
20:C8:114:GLU:OE1	20:C8:114:GLU:HA	2.47	0.41
20:C8:127:HIS:CD2	20:C8:133:VAL:HG11	3.54	0.41
21:C9:18:TYR:CZ	21:C9:22:LEU:HD21	2.84	0.41
24:D2:18:GLU:HG3	24:D2:69:LEU:HD23	2.78	0.41
27:D5:41:ILE:HG13	27:D5:42:LEU:CD1	2.50	0.41
28:D6:64:LEU:HA	28:D6:65:PRO:HD3	1.74	0.41
41:L4:20:LEU:HA	41:L4:21:PRO:HD3	1.91	0.41

Continued on next page...

Continued from previous page...

Atom-1	Atom-2	Interatomic distance (Å)	Clash overlap (Å)
42:L5:148:ILE:HD12	42:L5:148:ILE:HA	4.42	0.41
42:L5:92:LEU:HA	42:L5:92:LEU:HD23	2.28	0.41
44:L7:234:GLU:HG2	44:L7:234:GLU:H	2.22	0.41
36:1:2586:G:C5	45:L8:241:LYS:HB2	2.55	0.41
48:M1:145:LYS:HB2	48:M1:145:LYS:HE2	1.71	0.41
48:M1:82:ARG:HB2	48:M1:82:ARG:HE	1.69	0.41
50:M4:32:LEU:HD11	50:M4:94:TRP:CD1	2.55	0.41
51:M5:172:ARG:CZ	51:M5:174:ILE:HD11	2.49	0.41
52:M6:108:ILE:O	52:M6:108:ILE:HG12	4.76	0.41
57:N1:106:LEU:HD23	57:N1:106:LEU:HA	4.38	0.41
58:N2:20:SER:OG	58:N2:21:SER:N	2.51	0.41
59:N3:11:PHE:CZ	59:N3:88:ARG:HD2	3.83	0.41
61:N5:63:ILE:O	61:N5:63:ILE:HD13	2.21	0.41
62:N6:43:TYR:C	62:N6:45:ILE:HG22	4.94	0.41
62:N6:74:TYR:CZ	62:N6:77:LYS:NZ	3.14	0.41
64:N8:94:ALA:CA	64:N8:122:PRO:HD2	2.50	0.41
36:1:943:U:H3'	64:N8:13:GLY:HA2	2.02	0.41
64:N8:75:LEU:HD23	64:N8:75:LEU:HA	2.13	0.41
66:O0:28:LYS:O	66:O0:32:LYS:HG3	3.86	0.41
66:O0:84:LEU:H	66:O0:84:LEU:HD12	3.03	0.41
67:O1:36:ILE:O	67:O1:39:PHE:N	2.52	0.41
79:Q3:38:ASP:HA	79:Q3:45:LYS:HA	2.02	0.41
79:Q3:56:THR:HG22	79:Q3:63:THR:CG2	2.49	0.41
5:S3:162:GLN:HB3	1:6:1332:C:O2'	426.48	0.41
5:S3:170:THR:CG2	5:S3:187:LYS:HG2	2.49	0.41
6:S4:210:ILE:HG12	6:S4:210:ILE:H	3.78	0.41
7:S5:89:ILE:HG13	7:S5:89:ILE:H	1.57	0.41
9:S7:60:ILE:HD12	9:S7:92:PHE:CE2	2.55	0.41
35:SM:77:THR:O	35:SM:80:ALA:N	3.78	0.41
34:SR:116:ASP:OD1	34:SR:118:LYS:HB3	3.35	0.41
34:SR:161:LYS:C	34:SR:163:ASP:N	2.72	0.41
36:1:2367:A:H2'	36:1:2368:A:O4'	2.20	0.41
36:1:2444:C:H42	36:1:2503:G:H21	1.67	0.41
36:1:2558:U:O2'	36:1:2559:U:H5'	2.20	0.41
36:1:2576:G:C6	36:1:2577:C:C4	3.09	0.41
36:1:2709:C:H2'	36:1:2710:C:H6	1.84	0.41
36:1:2771:U:H2'	36:1:2772:C:O2	2.20	0.41
36:1:304:G:N3	36:1:304:G:H2'	2.34	0.41
36:1:3098:G:OP1	40:L3:279:ASN:ND2	2.47	0.41
87:1:4019:OHX:N6	87:1:4057:OHX:N5	2.67	0.41
36:1:678:G:H2'	36:1:679:U:O4'	2.20	0.41

Continued on next page...

Continued from previous page...

Atom-1	Atom-2	Interatomic distance (Å)	Clash overlap (Å)
36:1:789:A:H2'	36:1:790:U:C6	2.54	0.41
1:2:1217:A:C8	1:2:1217:A:H5'	2.53	0.41
1:2:144:U:O2'	1:2:145:A:H8	2.03	0.41
1:2:1637:C:O2'	35:SM:94:HIS:CE1	2.74	0.41
1:2:193:U:H2'	1:2:194:U:H2'	2.01	0.41
87:2:2095:OHX:N4	87:2:2115:OHX:N2	2.68	0.41
1:2:852:C:H6	1:2:852:C:O5'	2.04	0.41
1:2:943:C:N4	28:D6:15:ARG:HG2	2.35	0.41
36:5:1016:C:OP1	36:5:1016:C:C6	2.73	0.41
36:5:1348:U:C6	36:5:1355:A:C5	3.08	0.41
36:5:1468:A:H2'	36:5:1469:C:C6	2.55	0.41
36:5:1903:U:H6	36:5:1903:U:O5'	2.03	0.41
36:5:915:A:H8	36:5:2136:C:O2'	2.03	0.41
36:5:2255:A:H5'	36:5:2261:G:N2	2.21	0.41
40:L3:247:ARG:NH2	36:5:2341:A:OP2	219.32	0.41
36:5:959:C:OP2	36:5:960:U:C5	2.73	0.41
1:6:138:A:C2'	1:6:139:C:H5'	2.51	0.41
32:E0:37:ARG:NH1	1:6:478:A:OP1	440.93	0.41
1:6:542:A:H1'	1:6:543:C:P	2.60	0.41
1:6:829:A:H5'	1:6:829:A:H8	1.85	0.41
1:6:902:G:H2'	1:6:903:U:C6	2.55	0.41
42:L5:266:ALA:HA	37:7:1:G:C4	315.25	0.41
38:8:59:A:H5''	38:8:61:A:C8	2.54	0.41
17:C5:37:ALA:HB1	17:C5:38:PRO:HD2	2.01	0.41
21:C9:64:HIS:CE1	21:C9:68:ARG:NH2	2.88	0.41
22:D0:104:THR:HG22	22:D0:116:VAL:HG11	4.23	0.41
23:D1:55:LEU:HD11	23:D1:69:LEU:HG	2.75	0.41
25:D3:112:LYS:HD3	25:D3:112:LYS:HA	1.91	0.41
25:D3:96:VAL:HG23	25:D3:97:ASP:H	1.84	0.41
30:D8:12:VAL:HG22	30:D8:28:VAL:HG11	2.02	0.41
31:D9:9:SER:HA	1:6:1451:C:OP1	411.65	0.41
33:E1:93:HIS:HB3	33:E1:94:LYS:H	1.59	0.41
40:L3:153:LYS:HE2	40:L3:154:TYR:OH	3.03	0.41
40:L3:169:THR:HG21	40:L3:171:LEU:HD12	2.01	0.41
40:L3:240:ARG:HG2	40:L3:240:ARG:O	2.18	0.41
41:L4:255:PHE:O	41:L4:258:LEU:HB2	2.25	0.41
41:L4:341:SER:O	41:L4:342:LYS:CB	4.27	0.41
45:L8:206:GLU:HG3	45:L8:206:GLU:H	1.65	0.41
48:M1:115:LYS:HE3	48:M1:115:LYS:HB3	3.97	0.41
53:M7:119:VAL:HA	53:M7:145:HIS:O	2.34	0.41
57:N1:39:ILE:CG1	57:N1:102:ARG:HD2	5.19	0.41

Continued on next page...

Continued from previous page...

Atom-1	Atom-2	Interatomic distance (Å)	Clash overlap (Å)
64:N8:76:ASP:HB3	64:N8:115:LYS:O	7.14	0.41
64:N8:91:LEU:HA	64:N8:121:VAL:HG21	2.69	0.41
65:N9:9:ALA:O	65:N9:10:HIS:C	2.57	0.41
69:O3:23:ASN:ND2	36:5:633:C:H1'	222.50	0.41
74:O8:59:ALA:O	74:O8:62:ALA:HB3	2.20	0.41
79:Q3:26:VAL:HG12	79:Q3:30:GLU:HG3	2.02	0.41
5:S3:127:MET:HG2	5:S3:154:ASP:OD2	2.19	0.41
7:S5:66:GLN:CD	7:S5:66:GLN:H	2.23	0.41
9:S7:154:LEU:HD11	9:S7:183:PHE:CD1	2.55	0.41
10:S8:117:TYR:CD1	10:S8:150:ALA:HB2	2.54	0.41
10:S8:146:ARG:O	10:S8:147:ALA:HB3	2.20	0.41
11:S9:115:LYS:HD2	11:S9:115:LYS:HA	1.72	0.41
11:S9:121:SER:HB3	11:S9:124:HIS:HB2	3.40	0.41
34:SR:25:THR:HA	34:SR:73:LEU:HD12	3.46	0.41
36:1:1135:A:H5'	65:N9:7:HIS:O	2.19	0.41
36:1:1221:A:H3'	36:1:1222:G:H5''	2.02	0.41
36:1:1245:A:C3'	36:1:1246:G:H5''	2.51	0.41
36:1:1340:G:H2'	36:1:1341:U:C6	2.54	0.41
36:1:1576:G:N7	36:1:1577:G:C6	2.88	0.41
36:1:1841:A:O2'	36:1:1842:A:H5''	2.21	0.41
36:1:1908:A:H2'	36:1:1909:A:O4'	2.19	0.41
36:1:2314:U:O4	87:1:3880:OHX:N5	2.54	0.41
36:1:2438:A:H2'	36:1:2439:A:C8	2.55	0.41
36:1:274:G:H2'	36:1:275:U:O4'	2.21	0.41
36:1:3066:U:H2'	36:1:3067:C:C6	2.54	0.41
87:1:4052:OHX:N5	87:1:4160:OHX:N3	2.68	0.41
36:1:1543:G:O6	87:1:4057:OHX:N2	2.53	0.41
36:1:72:C:H1'	49:M3:62:THR:H	1.85	0.41
36:1:994:G:N2	36:1:995:U:O4	2.52	0.41
1:2:1250:U:O2'	33:E1:135:HIS:HD2	2.04	0.41
1:2:1511:U:H2'	1:2:1512:G:C8	2.55	0.41
36:5:1134:G:N7	87:5:3987:OHX:N3	2.68	0.41
36:5:2227:C:C2'	36:5:2228:A:H5''	2.44	0.41
36:5:2441:A:H2'	36:5:2442:G:O4'	2.20	0.41
36:5:2700:G:O2'	36:5:2705:A:N1	2.46	0.41
36:5:3011:A:N3	36:5:3012:A:H1'	2.35	0.41
36:5:314:U:H2'	36:5:315:C:C6	2.55	0.41
36:5:3279:A:H2'	36:5:3280:U:H5'	2.01	0.41
87:5:4035:OHX:N5	87:5:4118:OHX:N4	2.68	0.41
64:N8:64:GLN:HE22	36:5:70:A:H5'	117.33	0.41
1:6:1699:G:N2	1:6:1702:A:O4'	2.53	0.41

Continued on next page...

Continued from previous page...

Atom-1	Atom-2	Interatomic distance (Å)	Clash overlap (Å)
1:6:166:C:OP2	87:6:2171:OHX:N4	2.54	0.41
1:6:711:U:C2	1:6:728:U:C2	3.08	0.41
12:C0:25:LYS:HD2	12:C0:59:PHE:HZ	1.86	0.41
1:2:1258:U:H4'	12:C0:2:LEU:HD13	2.01	0.41
12:C0:31:LYS:HA	12:C0:37:THR:O	2.56	0.41
13:C1:101:GLU:HB2	25:D3:13:ARG:NH1	3.50	0.41
13:C1:7:VAL:O	13:C1:9:SER:N	3.17	0.41
22:D0:27:THR:HB	22:D0:88:LYS:HG2	2.10	0.41
23:D1:11:LEU:HG	23:D1:11:LEU:H	1.49	0.41
24:D2:28:ARG:HA	24:D2:29:PRO:HA	1.78	0.41
26:D4:121:THR:CG2	26:D4:123:LYS:HB2	5.53	0.41
26:D4:15:ASN:ND2	26:D4:22:GLN:OE1	2.52	0.41
27:D5:85:LYS:HG3	27:D5:86:GLU:H	2.43	0.41
28:D6:17:HIS:CE1	28:D6:18:VAL:O	2.73	0.41
28:D6:38:ARG:NH2	28:D6:83:ILE:HG21	2.35	0.41
7:S5:82:PHE:CE1	30:D8:49:ARG:HD2	3.00	0.41
31:D9:16:LYS:HD3	1:6:1596:C:OP1	401.07	0.41
39:L2:40:TYR:HA	39:L2:91:GLY:HA3	2.00	0.41
41:L4:141:ARG:CZ	41:L4:180:LYS:HD3	2.99	0.41
43:L6:47:PHE:O	43:L6:50:LYS:HB2	2.20	0.41
45:L8:111:LYS:O	45:L8:115:ALA:HB3	2.21	0.41
45:L8:136:LEU:HA	45:L8:136:LEU:HD23	2.21	0.41
45:L8:134:TYR:CD2	45:L8:190:VAL:HG21	2.55	0.41
46:L9:161:LEU:HD22	46:L9:179:ILE:HD12	2.01	0.41
46:L9:170:LYS:HD3	46:L9:170:LYS:HA	1.67	0.41
47:M0:99:ILE:HG13	47:M0:100:ASN:N	2.34	0.41
49:M3:25:HIS:H	49:M3:25:HIS:CD2	2.36	0.41
49:M3:59:ARG:O	49:M3:60:ALA:CB	4.21	0.41
44:L7:100:ARG:NH1	54:M8:4:ASP:OD1	2.53	0.41
36:1:1722:U:H5''	55:M9:99:LEU:HD12	2.01	0.41
56:N0:50:LYS:HD3	56:N0:50:LYS:HA	1.65	0.41
60:N4:17:ARG:HD2	60:N4:17:ARG:HH11	1.74	0.41
8:S6:160:ARG:CD	60:N4:84:GLY:HA3	2.50	0.41
68:O2:27:ARG:HB3	36:5:655:C:OP1	162.79	0.41
70:O4:104:VAL:O	70:O4:108:GLN:HG3	2.20	0.41
71:O5:31:LEU:HB3	71:O5:44:ILE:HG13	2.02	0.41
74:O8:64:LYS:HG3	74:O8:65:LEU:N	4.76	0.41
4:S2:130:ILE:O	4:S2:134:LEU:HD22	2.20	0.41
4:S2:202:GLY:O	4:S2:204:THR:N	2.53	0.41
5:S3:23:GLU:CD	12:C0:61:TRP:HE1	2.24	0.41
6:S4:159:THR:HG22	6:S4:173:ILE:HB	2.19	0.41

Continued on next page...

Continued from previous page...

Atom-1	Atom-2	Interatomic distance (Å)	Clash overlap (Å)
6:S4:6:LYS:O	6:S4:7:LYS:HD2	3.38	0.41
7:S5:30:PRO:O	7:S5:33:VAL:HB	2.20	0.41
9:S7:173:TYR:CE1	9:S7:181:ILE:HD11	4.94	0.41
11:S9:122:VAL:O	11:S9:125:ALA:HB3	2.21	0.41
36:1:1091:A:O2'	36:1:1092:C:H5'	2.21	0.41
36:1:1391:C:C2	68:O2:103:LYS:HD3	2.55	0.41
36:1:150:A:OP1	51:M5:56:LYS:NZ	2.48	0.41
36:1:2118:C:H2'	36:1:2119:A:O4'	2.19	0.41
36:1:2939:G:C2'	36:1:2940:A:H5'	2.51	0.41
87:1:4080:OHX:N4	87:1:4150:OHX:N3	2.68	0.41
36:1:995:U:C2	36:1:2637:A:C8	3.08	0.41
1:2:1120:U:H2'	1:2:1121:C:C6	2.56	0.41
1:2:1157:A:H2'	1:2:1160:A:N7	2.35	0.41
1:2:1278:G:H2'	1:2:1279:C:O4'	2.20	0.41
1:2:1433:G:H2'	1:2:1434:U:C6	2.55	0.41
1:2:1459:C:H6	1:2:1459:C:OP2	2.02	0.41
1:2:1642:G:O3'	77:Q1:9:ARG:NH2	2.54	0.41
1:2:520:A:H2'	1:2:521:A:C8	2.54	0.41
1:2:901:G:C6	1:2:902:G:C6	3.08	0.41
36:5:1638:A:N1	36:5:1736:G:O2'	2.45	0.41
55:M9:96:ILE:HG12	36:5:1722:U:O4'	218.72	0.41
36:5:2409:G:H4'	36:5:2410:U:OP2	2.21	0.41
51:M5:90:ASN:ND2	36:5:2425:G:OP2	168.10	0.41
36:5:2529:A:H2'	36:5:2530:G:O4'	2.21	0.41
36:5:3084:C:H2'	36:5:3085:G:O4'	2.21	0.41
36:5:3136:G:C5	36:5:3137:C:C5	3.08	0.41
36:5:3305:A:H2'	36:5:3306:U:C6	2.55	0.41
87:5:4024:OHX:N2	87:5:4216:OHX:N5	2.69	0.41
36:5:595:G:C8	36:5:609:G:C6	3.09	0.41
36:5:69:C:H2'	36:5:70:A:O4'	2.19	0.41
1:6:1001:A:C6	1:6:1002:G:C6	3.08	0.41
1:6:1144:U:H2'	1:6:1145:U:C6	2.55	0.41
1:6:1638:G:C2	1:6:1639:C:H1'	2.55	0.41
1:6:506:A:H3'	1:6:506:A:OP1	2.21	0.41
37:7:64:A:H5'	37:7:65:G:H5''	2.02	0.41
38:8:108:C:H2'	38:8:109:A:O4'	2.21	0.41
14:C2:31:VAL:HG23	14:C2:132:GLU:HB2	2.01	0.41
7:S5:26:ALA:HB3	18:C6:28:LEU:N	2.64	0.41
18:C6:60:PHE:HA	18:C6:63:ILE:HG13	2.77	0.41
19:C7:57:LEU:O	19:C7:61:ILE:HG13	2.20	0.41
19:C7:17:ILE:HG12	19:C7:58:MET:HE2	2.02	0.41

Continued on next page...

Continued from previous page...

Atom-1	Atom-2	Interatomic distance (Å)	Clash overlap (Å)
20:C8:108:LYS:HA	20:C8:108:LYS:HD3	3.34	0.41
27:D5:75:LEU:H	27:D5:75:LEU:HG	1.59	0.41
28:D6:36:ILE:HD12	28:D6:78:ALA:HB1	2.01	0.41
28:D6:62:TYR:CG	28:D6:63:ALA:N	2.94	0.41
30:D8:42:ARG:NH1	30:D8:56:LEU:HD22	2.35	0.41
30:D8:27:GLN:HE22	30:D8:64:ARG:HH11	4.93	0.41
39:L2:180:LEU:HD22	79:Q3:18:TYR:CG	2.55	0.41
40:L3:224:HIS:HB2	40:L3:270:ARG:O	2.20	0.41
42:L5:63:GLN:HB2	42:L5:65:ILE:HD11	2.02	0.41
43:L6:170:LYS:HA	43:L6:171:PRO:HD2	2.37	0.41
45:L8:108:ARG:HH11	45:L8:108:ARG:HD3	1.92	0.41
45:L8:68:ARG:HE	45:L8:237:ILE:HG22	3.98	0.41
48:M1:82:ARG:HD2	48:M1:112:LEU:O	2.96	0.41
49:M3:120:GLN:C	49:M3:122:LYS:H	3.01	0.41
49:M3:153:ASP:OD2	49:M3:154:VAL:N	2.54	0.41
49:M3:46:ILE:HA	49:M3:46:ILE:HD12	1.46	0.41
57:N1:32:LYS:HE2	57:N1:34:TYR:OH	4.62	0.41
61:N5:40:LEU:HD12	61:N5:40:LEU:HA	1.79	0.41
63:N7:54:THR:HG22	63:N7:57:HIS:NE2	3.10	0.41
64:N8:12:ARG:HH22	36:5:661:G:P	151.25	0.41
36:1:642:U:OP1	64:N8:22:ILE:HG23	2.20	0.41
66:O0:92:ILE:HG13	66:O0:100:ILE:HD11	3.68	0.41
66:O0:16:LEU:HB2	66:O0:98:SER:HB2	3.18	0.41
69:O3:86:ARG:HH12	36:5:498:A:C5'	217.73	0.41
2:S0:126:PRO:CG	2:S0:151:SER:HB3	2.85	0.41
3:S1:119:THR:HB	3:S1:143:THR:CG2	2.49	0.41
3:S1:179:SER:HB3	3:S1:183:GLN:OE1	2.20	0.41
4:S2:140:ARG:HD3	4:S2:222:TYR:CE1	2.55	0.41
5:S3:115:ILE:H	5:S3:115:ILE:HG13	4.16	0.41
6:S4:245:LYS:HB2	6:S4:245:LYS:HE3	4.65	0.41
7:S5:166:ARG:HA	7:S5:169:ASN:HB2	2.69	0.41
7:S5:63:GLN:HB3	7:S5:64:VAL:H	1.63	0.41
7:S5:43:PHE:HZ	7:S5:90:ILE:HG21	1.85	0.41
9:S7:91:ILE:HD12	9:S7:91:ILE:HA	1.76	0.41
10:S8:7:SER:HB2	1:6:336:G:H21	299.50	0.41
11:S9:172:VAL:HG13	1:6:512:A:OP2	455.77	0.41
35:SM:27:LYS:HG3	48:M1:68:HIS:CE1	5.86	0.41
35:SM:33:LYS:O	35:SM:34:LYS:HE2	6.10	0.41
34:SR:134:TRP:CD1	34:SR:134:TRP:N	2.88	0.41
34:SR:200:ASN:O	34:SR:201:THR:HB	2.20	0.41
34:SR:241:PHE:O	34:SR:255:ALA:HB3	2.20	0.41

Continued on next page...

Continued from previous page...

Atom-1	Atom-2	Interatomic distance (Å)	Clash overlap (Å)
1:2:1657:U:C5	36:1:2125:A:O3'	2.74	0.41
1:2:1759:C:O2'	36:1:2263:C:H4'	2.20	0.41
36:1:2929:C:H2'	36:1:2930:A:O4'	2.21	0.41
36:1:3006:A:H2'	36:1:3007:U:O4'	2.21	0.41
36:1:3275:U:O5'	36:1:3275:U:H6	2.03	0.41
36:1:3279:A:N6	36:1:3280:U:O4	2.54	0.41
36:1:563:U:OP1	56:N0:71:LYS:NZ	2.46	0.41
36:1:595:G:H2'	36:1:596:C:H6	1.86	0.41
36:1:980:A:H2'	36:1:981:U:C2	2.55	0.41
1:2:25:C:O2	87:2:2083:OHX:N1	2.53	0.41
1:2:553:G:C6	1:2:554:C:N3	2.88	0.41
1:2:647:G:N2	1:2:688:G:C4	2.89	0.41
1:2:88:U:H4'	1:2:171:A:O4'	2.21	0.41
38:4:152:G:H2'	38:4:153:U:O4'	2.21	0.41
36:5:1069:C:H2'	36:5:1070:U:H6	1.85	0.41
36:5:123:A:H5'	36:5:124:U:OP2	2.19	0.41
63:N7:73:LYS:HZ2	36:5:1636:U:H5''	214.16	0.41
36:5:2097:U:H2'	36:5:2098:C:C6	2.55	0.41
41:L4:73:ARG:NH2	36:5:2814:G:OP1	173.11	0.41
36:5:3317:U:H4'	36:5:3318:G:O5'	2.20	0.41
36:5:1599:G:OP1	87:5:4077:OHX:N3	2.54	0.41
36:5:2998:U:O4	87:5:4142:OHX:N4	2.53	0.41
36:5:594:U:H2'	36:5:609:G:O6	2.20	0.41
1:6:1066:C:C2'	1:6:1067:C:H5'	2.51	0.41
1:6:1117:U:H2'	1:6:1118:G:C8	2.56	0.41
1:6:142:G:C2	1:6:266:A:C4	3.09	0.41
1:6:393:C:H2'	1:6:394:C:C6	2.55	0.41
1:6:484:C:N4	1:6:503:G:H22	2.18	0.41
1:6:755:A:O2'	1:6:756:A:P	2.79	0.41
1:6:823:G:C5	1:6:850:A:C2	3.09	0.41
12:C0:5:LYS:HG3	12:C0:6:GLU:N	2.36	0.41
14:C2:81:ASP:HA	14:C2:82:PRO:HD3	1.68	0.41
18:C6:47:LYS:HZ1	18:C6:114:ARG:HG2	1.84	0.41
19:C7:61:ILE:C	19:C7:63:LYS:H	2.55	0.41
20:C8:10:SER:OG	20:C8:11:PHE:N	2.52	0.41
20:C8:18:LEU:HD23	20:C8:35:ILE:HD13	5.07	0.41
20:C8:65:GLU:O	20:C8:69:ILE:HG13	2.28	0.41
21:C9:135:ILE:HA	21:C9:138:GLN:HB2	2.03	0.41
21:C9:30:VAL:HA	21:C9:31:PRO:HD2	1.81	0.41
9:S7:139:ARG:HD3	24:D2:53:ILE:HA	2.03	0.41
4:S2:225:LEU:CD1	24:D2:68:ARG:HA	3.18	0.41

Continued on next page...

Continued from previous page...

Atom-1	Atom-2	Interatomic distance (Å)	Clash overlap (Å)
27:D5:61:SER:H	27:D5:64:VAL:HB	1.91	0.41
28:D6:41:ILE:HA	28:D6:67:THR:O	2.20	0.41
30:D8:33:LEU:HA	30:D8:33:LEU:HD22	2.11	0.41
30:D8:44:VAL:HG12	30:D8:54:LEU:HD21	2.03	0.41
39:L2:147:ARG:HB3	39:L2:147:ARG:CZ	5.31	0.41
39:L2:113:VAL:HG12	39:L2:166:ILE:HA	2.46	0.41
36:1:1794:G:C2	39:L2:187:HIS:CE1	3.09	0.41
40:L3:306:THR:HG22	40:L3:310:GLY:HA2	2.01	0.41
41:L4:119:ARG:HD2	41:L4:119:ARG:HH11	1.97	0.41
41:L4:302:ALA:HB2	54:M8:39:ARG:NH1	2.63	0.41
44:L7:47:ARG:NH2	44:L7:179:LEU:HD11	2.94	0.41
44:L7:66:LYS:HG2	44:L7:76:TYR:CD2	3.04	0.41
44:L7:80:GLN:HG3	57:N1:136:ARG:H	1.85	0.41
47:M0:182:LEU:HB3	47:M0:186:GLU:OE2	2.20	0.41
52:M6:37:ARG:HG3	52:M6:108:ILE:HG22	6.26	0.41
54:M8:70:ALA:HB1	54:M8:138:LEU:HD11	2.02	0.41
54:M8:89:ASP:OD1	54:M8:90:ASP:N	2.54	0.41
56:N0:40:ARG:HD2	56:N0:40:ARG:HA	1.86	0.41
36:1:1629:U:P	63:N7:112:LYS:HE2	2.60	0.41
63:N7:121:ARG:HD2	63:N7:126:LYS:HD3	2.02	0.41
64:N8:75:LEU:HB3	64:N8:118:ILE:HG23	2.01	0.41
67:O1:40:ALA:O	67:O1:43:HIS:O	4.72	0.41
67:O1:62:ARG:HD2	67:O1:62:ARG:HH11	1.69	0.41
68:O2:37:GLY:HA3	36:5:639:G:OP1	185.33	0.41
69:O3:69:GLY:HA2	69:O3:85:PHE:HA	2.54	0.41
70:O4:72:VAL:HG22	70:O4:77:GLY:HA2	2.33	0.41
71:O5:10:ARG:HH12	71:O5:60:GLU:CD	2.22	0.41
71:O5:57:VAL:O	71:O5:61:GLN:HG3	3.06	0.41
79:Q3:73:THR:HB	79:Q3:76:ALA:H	3.25	0.41
2:S0:87:LEU:HA	2:S0:87:LEU:HD12	1.72	0.41
2:S0:88:LYS:HD2	2:S0:88:LYS:HA	2.37	0.41
3:S1:144:ARG:HG2	3:S1:206:PRO:HB3	2.04	0.41
3:S1:71:ALA:HB2	3:S1:79:HIS:C	2.41	0.41
3:S1:70:LEU:O	3:S1:74:GLN:N	2.54	0.41
5:S3:113:LEU:HA	5:S3:113:LEU:HD13	4.02	0.41
5:S3:133:GLY:HA3	5:S3:156:PHE:O	2.19	0.41
5:S3:176:LEU:HD12	5:S3:176:LEU:H	1.85	0.41
6:S4:206:ASP:N	6:S4:206:ASP:OD1	2.54	0.41
8:S6:25:ARG:HA	8:S6:28:PHE:CD2	3.73	0.41
9:S7:164:TYR:CZ	9:S7:165:LYS:HE2	2.55	0.41
10:S8:77:ARG:NH1	10:S8:77:ARG:HG3	4.65	0.41

Continued on next page...

Continued from previous page...

Atom-1	Atom-2	Interatomic distance (Å)	Clash overlap (Å)
11:S9:11:THR:O	11:S9:44:ARG:HG3	2.20	0.41
34:SR:107:LYS:HB2	34:SR:128:ASP:CB	3.14	0.41
34:SR:133:VAL:HB	34:SR:142:ALA:HB3	2.21	0.41
34:SR:149:ASP:OD1	34:SR:150:TRP:N	2.41	0.41
36:1:1029:G:H2'	36:1:1030:A:H8	1.85	0.41
36:1:1047:A:N3	36:1:2633:U:O2'	2.47	0.41
36:1:1111:U:H5''	49:M3:5:LYS:HE2	2.03	0.41
36:1:1390:A:H5'	36:1:1390:A:N3	2.34	0.41
36:1:1460:A:H2'	36:1:1461:A:C8	2.55	0.41
36:1:1506:A:H1'	36:1:1848:G:O6	2.21	0.41
36:1:2426:U:H2'	36:1:2427:U:C6	2.56	0.41
36:1:2536:A:H2'	36:1:2537:U:C5	2.56	0.41
36:1:3004:C:O2'	36:1:3005:A:H5'	2.21	0.41
36:1:3165:A:H61	36:1:3285:C:H42	1.68	0.41
1:2:1149:G:H5''	1:2:1150:G:OP1	2.20	0.41
1:2:1487:A:H2'	1:2:1488:G:C8	2.55	0.41
1:2:1537:C:N4	87:2:2153:OHX:N6	2.68	0.41
87:2:2170:OHX:N3	87:2:2171:OHX:N4	2.69	0.41
1:2:623:A:OP1	87:2:2156:OHX:N2	2.53	0.41
1:2:848:C:H2'	1:2:849:C:C6	2.55	0.41
1:2:924:A:O2'	1:2:987:G:OP1	2.37	0.41
42:L5:44:TYR:CE2	36:5:1084:A:H4'	229.92	0.41
36:5:1471:U:H2'	36:5:1472:U:H6	1.84	0.41
75:O9:22:PRO:HG3	36:5:1517:G:OP1	95.41	0.41
36:5:2518:C:C2	36:5:2590:A:C2	3.09	0.41
36:5:2604:U:H2'	36:5:2605:G:O4'	2.20	0.41
36:5:26:A:N3	36:5:328:U:O2'	2.47	0.41
51:M5:179:LYS:O	36:5:287:G:H5'	125.08	0.41
40:L3:7:GLU:HG2	36:5:2915:U:H5	257.35	0.41
87:5:4213:OHX:N2	87:5:4223:OHX:N5	2.68	0.41
36:5:996:A:H2'	36:5:997:A:O4'	2.20	0.41
5:S3:183:GLY:HA3	1:6:1277:G:O3'	406.82	0.41
1:6:1649:G:H2'	1:6:1650:U:C6	2.55	0.41
1:6:192:U:H1'	1:6:193:U:C4	2.56	0.41
14:C2:67:THR:C	14:C2:69:ALA:H	2.24	0.41
14:C2:91:VAL:HG22	14:C2:92:ALA:H	4.47	0.41
17:C5:119:PHE:HA	35:SM:57:ASN:ND2	2.67	0.41
19:C7:106:THR:O	19:C7:110:VAL:HG23	2.21	0.41
20:C8:120:ARG:HD2	35:SM:58:GLU:HA	2.01	0.41
20:C8:134:ARG:O	20:C8:136:GLN:HG2	4.94	0.41
20:C8:41:ARG:NH1	21:C9:38:LYS:HG3	2.36	0.41

Continued on next page...

Continued from previous page...

Atom-1	Atom-2	Interatomic distance (Å)	Clash overlap (Å)
22:D0:17:GLN:HG3	22:D0:18:GLN:HG3	7.52	0.41
22:D0:50:LEU:O	22:D0:51:VAL:HG13	4.39	0.41
26:D4:14:SER:C	26:D4:16:PRO:HD3	2.41	0.41
27:D5:41:ILE:HG23	27:D5:42:LEU:N	2.30	0.41
27:D5:41:ILE:O	27:D5:75:LEU:HD13	2.20	0.41
15:C3:15:ALA:HB2	29:D7:20:LYS:HD3	2.02	0.41
24:D2:57:ARG:NH2	29:D7:26:GLN:OE1	3.37	0.41
29:D7:58:SER:C	29:D7:60:SER:H	3.80	0.41
32:E0:58:PRO:HA	1:6:558:U:OP2	419.20	0.41
33:E1:97:LYS:HA	33:E1:97:LYS:HD2	1.74	0.41
39:L2:224:THR:HG21	36:5:2201:G:N2	223.54	0.41
40:L3:43:LEU:HA	40:L3:43:LEU:HD12	1.97	0.41
40:L3:47:LEU:HD21	40:L3:179:ALA:HB3	2.32	0.41
40:L3:81:THR:CG2	40:L3:81:THR:O	2.80	0.41
41:L4:23:PRO:HB3	41:L4:258:LEU:HB3	2.01	0.41
41:L4:299:ILE:HG23	41:L4:299:ILE:HD12	1.98	0.41
41:L4:317:PRO:HB3	41:L4:324:LEU:HA	2.45	0.41
41:L4:68:GLY:HA2	36:5:2401:A:O3'	174.90	0.41
43:L6:154:LEU:HD23	43:L6:154:LEU:HA	2.22	0.41
43:L6:90:LYS:HB2	43:L6:90:LYS:HE3	1.99	0.41
44:L7:143:THR:HG22	44:L7:241:LYS:HE3	2.01	0.41
45:L8:109:LEU:HD23	45:L8:109:LEU:HA	1.77	0.41
45:L8:90:THR:HA	45:L8:214:LEU:HD21	2.09	0.41
46:L9:115:ARG:HG2	46:L9:123:ILE:HG23	2.03	0.41
46:L9:163:GLN:O	46:L9:166:ARG:HG3	3.22	0.41
36:1:3198:U:O4	46:L9:26:LYS:HB2	2.21	0.41
48:M1:10:ARG:HB3	48:M1:152:HIS:CE1	3.48	0.41
36:1:2681:U:OP2	48:M1:51:ARG:HD3	2.21	0.41
49:M3:2:ALA:HB2	64:N8:31:GLY:O	2.21	0.41
49:M3:47:ALA:HB1	49:M3:48:PRO:HD2	2.02	0.41
36:1:525:C:H5''	50:M4:79:ALA:HB2	2.02	0.41
53:M7:112:LEU:HA	53:M7:112:LEU:HD12	1.87	0.41
54:M8:120:GLU:OE2	54:M8:130:ARG:NH2	2.50	0.41
54:M8:161:LYS:O	54:M8:162:ALA:HB3	2.20	0.41
55:M9:19:LYS:HA	55:M9:22:VAL:HG22	2.02	0.41
55:M9:99:LEU:O	55:M9:103:ARG:HG3	4.89	0.41
58:N2:33:TYR:CE1	58:N2:80:THR:HG23	4.24	0.41
60:N4:86:SER:O	60:N4:88:ASP:N	2.54	0.41
62:N6:120:GLN:OE1	62:N6:126:LEU:HD23	5.67	0.41
64:N8:68:PHE:N	64:N8:68:PHE:CD2	3.10	0.41
66:O0:99:ASP:O	66:O0:103:THR:HG23	2.20	0.41

Continued on next page...

Continued from previous page...

Atom-1	Atom-2	Interatomic distance (Å)	Clash overlap (Å)
71:O5:95:PHE:O	71:O5:97:ALA:N	2.54	0.41
75:O9:43:ASN:HB3	75:O9:46:ARG:HG3	2.02	0.41
79:Q3:38:ASP:OD1	79:Q3:45:LYS:HB3	2.21	0.41
3:S1:90:GLU:HG2	3:S1:223:PHE:CZ	2.55	0.41
5:S3:219:ALA:HA	5:S3:220:PRO:HD2	2.34	0.41
6:S4:45:ILE:HA	6:S4:61:VAL:HG11	2.03	0.41
9:S7:161:GLN:HG2	9:S7:161:GLN:H	1.49	0.41
9:S7:61:PHE:HA	9:S7:93:LEU:O	2.20	0.41
10:S8:66:SER:HA	10:S8:73:SER:HA	2.02	0.41
11:S9:39:LYS:HB3	11:S9:43:TYR:CE2	2.58	0.41
34:SR:200:ASN:H	34:SR:215:GLY:HA2	1.85	0.41
34:SR:285:ALA:HB1	1:6:1393:C:H5'	422.29	0.41
36:1:157:A:C8	72:O6:26:ILE:HG12	2.56	0.41
36:1:2567:C:C2'	36:1:2568:C:H5'	2.51	0.41
36:1:2842:U:C5	36:1:2843:U:C4	3.09	0.41
36:1:3248:C:O5'	36:1:3248:C:H6	2.04	0.41
36:1:345:G:OP1	36:1:1429:G:N1	2.44	0.41
1:2:1351:G:C2	1:2:1375:A:C2	3.08	0.41
1:2:542:A:O2'	1:2:543:C:P	2.78	0.41
1:2:61:A:C8	1:2:269:G:O2'	2.71	0.41
1:2:93:A:O2'	6:S4:4:GLY:HA3	2.20	0.41
36:5:1686:U:O2	36:5:1688:U:H1'	2.20	0.41
36:5:1764:U:H3'	36:5:1765:U:C5'	2.50	0.41
36:5:2148:U:H2'	36:5:2149:A:C4	2.55	0.41
36:5:2512:C:N4	36:5:2513:U:O4	2.54	0.41
87:5:4001:OHX:N2	87:5:4192:OHX:N5	2.69	0.41
39:L2:181:LYS:HB3	36:5:860:G:C6	214.58	0.41
36:5:988:U:H2'	36:5:989:A:O4'	2.20	0.41
21:C9:60:SER:OG	1:6:1480:G:OP1	400.56	0.41
1:6:811:A:C2	1:6:858:G:H1'	2.56	0.41
1:6:898:A:N1	1:6:911:U:O2'	2.38	0.41
15:C3:55:ARG:NH1	15:C3:56:ASP:OD1	3.66	0.41
19:C7:104:ASN:O	19:C7:106:THR:HG22	6.42	0.41
19:C7:26:LEU:HD23	19:C7:58:MET:HB3	3.61	0.41
24:D2:126:LEU:HD23	24:D2:126:LEU:HA	2.54	0.41
39:L2:52:SER:HB3	39:L2:191:LEU:HD12	5.24	0.41
40:L3:306:THR:HA	40:L3:307:PRO:HD3	1.82	0.41
40:L3:350:ALA:O	40:L3:351:LEU:CB	2.69	0.41
40:L3:303:LYS:HZ2	40:L3:361:THR:HB	1.84	0.41
41:L4:131:VAL:O	41:L4:135:VAL:HG23	2.77	0.41
42:L5:113:LEU:HA	42:L5:113:LEU:HD12	2.06	0.41

Continued on next page...

Continued from previous page...

Atom-1	Atom-2	Interatomic distance (Å)	Clash overlap (Å)
44:L7:222:HIS:CE1	44:L7:224:ILE:HD12	2.85	0.41
46:L9:128:VAL:HG22	46:L9:134:ILE:HD12	2.03	0.41
47:M0:36:LEU:HD21	47:M0:69:ARG:HD3	2.79	0.41
48:M1:34:SER:HA	48:M1:67:VAL:HG21	2.02	0.41
51:M5:48:ALA:C	51:M5:53:TYR:HB3	2.53	0.41
51:M5:73:ARG:NH1	51:M5:92:LEU:HD21	2.36	0.41
54:M8:111:ARG:HD2	54:M8:111:ARG:HH11	1.71	0.41
62:N6:91:ASN:C	62:N6:93:ALA:H	2.23	0.41
63:N7:82:PRO:HD2	66:O0:59:TYR:CZ	2.55	0.41
67:O1:50:ARG:CZ	67:O1:90:PHE:CZ	3.94	0.41
68:O2:57:TYR:CE1	36:5:1162:U:H4'	198.83	0.41
69:O3:49:ILE:HD11	69:O3:83:ALA:HB1	2.89	0.41
66:O0:54:SER:HB3	70:O4:94:LEU:HD13	2.03	0.41
77:Q1:22:ALA:O	77:Q1:25:LYS:HG3	2.21	0.41
2:S0:117:GLU:OE2	4:S2:39:THR:HG22	2.20	0.41
3:S1:207:LEU:HA	3:S1:207:LEU:HD23	4.23	0.41
3:S1:26:ARG:HG2	3:S1:26:ARG:O	2.50	0.41
4:S2:69:ILE:HG12	4:S2:133:LYS:HB3	2.06	0.41
5:S3:60:GLY:O	5:S3:62:ASN:N	3.15	0.41
6:S4:180:LEU:HD23	6:S4:180:LEU:HA	1.80	0.41
6:S4:21:ASP:HB2	1:6:773:C:OP1	388.42	0.41
6:S4:233:LYS:HB3	6:S4:233:LYS:HE3	4.42	0.41
7:S5:190:ILE:HD11	1:6:1473:U:O5'	352.39	0.41
9:S7:67:LEU:HD23	9:S7:67:LEU:HA	1.77	0.41
10:S8:114:GLU:CD	10:S8:120:THR:HA	2.41	0.41
36:1:1554:U:HO2'	36:1:1582:C:H5	1.67	0.41
36:1:2549:G:C2	45:L8:35:GLY:HA3	2.56	0.41
36:1:2652:U:C4	36:1:2653:C:C4	3.09	0.41
36:1:2836:C:O2	36:1:2836:C:O4'	2.38	0.41
87:1:4061:OHX:N3	87:1:4174:OHX:N1	2.69	0.41
36:1:2669:G:N7	87:1:4070:OHX:N4	2.69	0.41
36:1:681:U:C2	41:L4:115:HIS:ND1	2.89	0.41
1:2:1388:A:HO2'	1:2:1411:A:H2	1.66	0.41
1:2:142:G:O5'	1:2:142:G:H8	2.03	0.41
1:2:1559:A:H5''	20:C8:135:GLY:HA3	2.02	0.41
1:2:1651:A:N1	1:2:1749:A:H2	2.19	0.41
1:2:732:G:C6	87:2:2128:OHX:N3	2.89	0.41
1:2:385:A:OP1	10:S8:25:ARG:NH1	2.41	0.41
1:2:542:A:O2'	1:2:543:C:O5'	2.38	0.41
38:4:142:C:OP1	51:M5:38:ARG:NH1	2.54	0.41
64:N8:64:GLN:OE1	36:5:101:G:H8	117.26	0.41

Continued on next page...

Continued from previous page...

Atom-1	Atom-2	Interatomic distance (Å)	Clash overlap (Å)
36:5:1141:C:OP2	87:5:4113:OHX:N2	2.54	0.41
36:5:1152:G:H22	36:5:1200:A:N6	2.17	0.41
39:L2:246:LEU:CD1	36:5:2153:U:H5''	232.89	0.41
36:5:2211:U:O4'	36:5:2211:U:O2	2.39	0.41
36:5:2211:U:C5	36:5:2234:G:O6	2.62	0.41
36:5:2367:A:H2'	36:5:2368:A:O4'	2.21	0.41
36:5:2921:U:H2'	36:5:2923:U:OP2	2.21	0.41
36:5:3309:G:H2'	36:5:3310:A:H5'	2.03	0.41
87:5:4055:OHX:N3	87:5:4109:OHX:N5	2.69	0.41
53:M7:34:GLN:OE1	36:5:413:U:H5''	155.16	0.41
1:6:1089:U:O2'	1:6:1090:C:H5'	2.20	0.41
1:6:1475:A:H2'	1:6:1476:C:C6	2.56	0.41
1:6:1488:G:H3'	1:6:1515:A:H61	1.85	0.41
1:6:1584:G:N2	1:6:1611:A:OP2	2.45	0.41
1:6:189:C:C2'	1:6:190:C:H5'	2.51	0.41
1:6:1752:U:OP2	87:6:2062:OHX:N5	2.54	0.41
1:6:366:A:C2	1:6:376:C:C2	3.09	0.41
1:6:404:G:H2'	1:6:405:C:H6	1.81	0.41
1:6:540:G:O2'	1:6:542:A:H5'	2.21	0.41
1:6:607:G:H4'	1:6:608:U:H5''	2.03	0.41
1:6:74:U:C2	1:6:76:A:H5''	2.55	0.41
12:C0:14:TYR:CZ	12:C0:18:GLU:HG3	2.83	0.41
12:C0:1:MET:HG2	12:C0:2:LEU:N	2.31	0.41
16:C4:125:SER:HB3	16:C4:126:THR:H	1.42	0.41
1:2:906:A:P	16:C4:52:ARG:HB3	2.61	0.41
5:S3:207:THR:HB	19:C7:40:THR:OG1	2.20	0.41
87:2:2038:OHX:N1	25:D3:64:PRO:O	2.53	0.41
26:D4:59:GLY:O	26:D4:60:PHE:HB2	2.21	0.41
16:C4:102:LEU:CD1	28:D6:45:VAL:HG12	3.47	0.41
1:2:1070:C:H5''	29:D7:17:ARG:NH1	2.36	0.41
42:L5:182:GLY:HA2	42:L5:194:LEU:HD13	2.03	0.41
42:L5:254:LYS:HA	42:L5:255:PRO:HD2	1.87	0.41
46:L9:40:HIS:ND1	46:L9:41:ILE:HG13	4.67	0.41
46:L9:86:TYR:CD2	46:L9:151:VAL:HG13	2.56	0.41
52:M6:156:LEU:HD23	52:M6:156:LEU:HA	2.07	0.41
53:M7:169:THR:O	53:M7:173:ARG:HG2	2.21	0.41
55:M9:180:LYS:HB3	55:M9:180:LYS:HE2	1.73	0.41
55:M9:77:GLY:O	55:M9:81:ARG:HD3	2.20	0.41
62:N6:16:ARG:NH1	62:N6:20:PHE:HE2	2.74	0.41
63:N7:36:HIS:H	63:N7:37:PRO:HD3	3.23	0.41
64:N8:65:GLN:O	64:N8:66:ALA:CB	2.69	0.41

Continued on next page...

Continued from previous page...

Atom-1	Atom-2	Interatomic distance (Å)	Clash overlap (Å)
73:O7:84:SER:O	73:O7:85:LYS:HB3	3.85	0.41
2:S0:188:LEU:HB3	2:S0:189:VAL:H	1.55	0.41
3:S1:103:MET:O	3:S1:214:LYS:HA	2.80	0.41
3:S1:42:ASN:N	3:S1:42:ASN:OD1	2.49	0.41
4:S2:73:LEU:HD13	4:S2:73:LEU:HA	2.53	0.41
5:S3:215:GLU:HA	5:S3:216:PRO:HD2	2.30	0.41
6:S4:15:PRO:HA	6:S4:39:ARG:HH12	2.75	0.41
7:S5:190:ILE:HD13	7:S5:190:ILE:O	2.20	0.41
10:S8:83:TYR:O	10:S8:100:ALA:O	4.99	0.41
34:SR:70:ASP:OD2	34:SR:112:SER:HA	2.19	0.41
34:SR:203:THR:HG21	34:SR:244:ALA:H	1.86	0.41
34:SR:74:THR:HG21	34:SR:79:TYR:HD2	1.86	0.41
36:1:1128:U:H2'	36:1:1129:A:O4'	2.21	0.41
36:1:1615:C:H2'	36:1:1616:U:H6	1.85	0.41
36:1:1820:U:H1'	36:1:1821:U:OP2	2.21	0.41
36:1:2213:A:H2'	36:1:2214:A:C8	2.55	0.41
1:2:1757:G:H4'	36:1:2256:A:N7	2.36	0.41
36:1:2254:U:H2'	36:1:2261:G:N2	2.36	0.41
36:1:2402:A:OP1	41:L4:70:ALA:N	2.46	0.41
36:1:2553:U:O4'	66:O0:50:VAL:HB	2.21	0.41
36:1:2623:G:H2'	36:1:2624:G:H8	1.86	0.41
36:1:3095:U:O2'	36:1:3096:C:H5'	2.20	0.41
36:1:3304:U:O3'	40:L3:334:ARG:NH2	2.53	0.41
36:1:1464:G:OP2	87:1:4198:OHX:N5	2.54	0.41
36:1:644:G:H2'	36:1:2372:A:N7	2.35	0.41
36:1:760:G:H1'	36:1:770:G:N2	2.36	0.41
36:1:989:A:H2'	36:1:990:U:C6	2.56	0.41
1:2:1053:G:C2	1:2:1067:C:C2	3.08	0.41
87:2:2165:OHX:N1	87:2:2166:OHX:N3	2.69	0.41
1:2:325:G:H2'	1:2:326:G:H8	1.86	0.41
1:2:503:G:O2'	1:2:504:U:OP1	2.33	0.41
1:2:633:U:O2'	1:2:1102:G:H4'	2.21	0.41
1:2:720:G:H1'	1:2:721:U:H5'	2.03	0.41
1:2:825:U:H2'	1:2:826:U:H6	1.86	0.41
36:5:1015:U:O3'	36:5:1016:C:H2'	2.20	0.41
36:5:192:C:H2'	36:5:193:C:H6	1.85	0.41
36:5:2258:U:H2'	36:5:2259:A:O4'	2.21	0.41
36:5:281:G:C6	36:5:282:G:C6	3.09	0.41
36:5:2833:A:C2	36:5:2834:G:C8	3.09	0.41
36:5:3022:G:O2'	36:5:3023:U:OP2	2.39	0.41
36:5:3378:C:H2'	36:5:3379:C:H6	1.86	0.41

Continued on next page...

Continued from previous page...

Atom-1	Atom-2	Interatomic distance (Å)	Clash overlap (Å)
87:5:4189:OHX:N1	87:5:4191:OHX:N4	2.69	0.41
1:6:1120:U:H2'	1:6:1121:C:C6	2.55	0.41
1:6:1123:C:O5'	1:6:1123:C:H6	2.04	0.41
1:6:548:G:H2'	1:6:549:G:O4'	2.20	0.41
1:6:602:U:H2'	1:6:603:U:C6	2.56	0.41
42:L5:269:SER:HG	37:7:1:G:N2	317.45	0.41
14:C2:50:LYS:O	14:C2:54:ARG:HG2	2.60	0.41
17:C5:24:LYS:O	17:C5:26:LEU:N	2.54	0.41
18:C6:39:VAL:HG12	18:C6:45:ARG:HG3	2.01	0.41
18:C6:67:VAL:HG11	18:C6:81:ILE:HG22	2.39	0.41
19:C7:4:VAL:HG22	1:6:1402:G:H5'	401.05	0.41
21:C9:100:ILE:HG12	21:C9:100:ILE:H	2.74	0.41
23:D1:74:GLN:C	23:D1:76:ASP:H	2.23	0.41
24:D2:103:ILE:HA	24:D2:112:ASP:HA	2.03	0.41
1:2:637:C:OP1	24:D2:32:LYS:HG3	2.21	0.41
24:D2:82:LYS:C	24:D2:84:GLY:H	2.20	0.41
27:D5:62:VAL:O	27:D5:66:VAL:HG23	2.20	0.41
33:E1:123:ASN:OD1	33:E1:125:THR:OG1	5.17	0.41
40:L3:117:ARG:HA	40:L3:175:LYS:HD2	4.01	0.41
41:L4:180:LYS:C	41:L4:181:VAL:O	2.58	0.41
43:L6:10:TYR:HB2	36:5:1353:U:O2	172.56	0.41
41:L4:330:TYR:CZ	44:L7:49:ALA:HA	2.55	0.41
45:L8:146:LYS:HD3	45:L8:173:MET:O	3.36	0.41
47:M0:119:TRP:HZ3	36:5:1126:G:H5''	257.60	0.41
47:M0:71:CYS:HB2	47:M0:158:LYS:HE3	2.46	0.41
47:M0:194:GLY:HA3	36:5:1010:G:N2	336.45	0.41
47:M0:99:ILE:HD12	47:M0:99:ILE:H	5.30	0.41
48:M1:95:ASN:HD22	48:M1:95:ASN:N	2.19	0.41
49:M3:5:LYS:HB2	49:M3:7:LEU:HG	2.02	0.41
50:M4:113:THR:HG23	50:M4:115:PHE:H	2.68	0.41
51:M5:106:VAL:O	51:M5:109:ARG:N	2.53	0.41
36:1:149:U:P	51:M5:49:ARG:HH22	2.44	0.41
51:M5:74:PRO:O	51:M5:75:VAL:HG22	2.21	0.41
53:M7:41:LEU:O	53:M7:45:GLN:HG3	2.21	0.41
56:N0:132:THR:O	56:N0:133:ALA:HB3	2.21	0.41
63:N7:5:LEU:HD23	63:N7:25:ILE:HD13	3.64	0.41
64:N8:126:LYS:HB3	64:N8:148:ILE:HD13	2.08	0.41
66:O0:87:VAL:HB	36:5:1728:G:O2'	250.43	0.41
67:O1:17:HIS:HB2	67:O1:69:TYR:HB3	2.01	0.41
68:O2:126:LEU:HD23	68:O2:126:LEU:HA	1.72	0.41
69:O3:91:ALA:C	69:O3:93:THR:H	2.23	0.41

Continued on next page...

Continued from previous page...

Atom-1	Atom-2	Interatomic distance (Å)	Clash overlap (Å)
70:O4:51:LEU:H	70:O4:51:LEU:HD23	1.86	0.41
71:O5:21:LEU:HD11	71:O5:55:LEU:HD21	2.03	0.41
71:O5:83:LYS:HA	38:8:38:U:C5	66.58	0.41
3:S1:113:MET:HE3	3:S1:209:ASN:HB3	5.10	0.41
3:S1:55:LYS:HD3	3:S1:55:LYS:HA	2.11	0.41
4:S2:140:ARG:HH12	23:D1:1:MET:HB3	1.85	0.41
6:S4:211:LYS:HA	6:S4:216:ASN:O	2.21	0.41
7:S5:149:VAL:HG12	7:S5:156:ARG:O	3.45	0.41
7:S5:25:LEU:HD22	7:S5:25:LEU:H	1.86	0.41
8:S6:119:GLN:HG3	8:S6:120:GLU:N	2.36	0.41
8:S6:13:GLN:NE2	1:6:151:G:H21	312.56	0.41
8:S6:63:MET:HG2	8:S6:99:GLY:O	2.21	0.41
35:SM:43:ASP:HA	35:SM:44:PRO:HD3	2.42	0.41
36:1:1222:G:N2	36:1:1285:G:O2'	2.53	0.41
36:1:1322:U:OP1	56:N0:117:ARG:HD2	2.21	0.41
36:1:1419:A:H5'	38:4:20:U:O2'	2.20	0.41
36:1:1645:U:C2'	36:1:1646:G:H5'	2.51	0.41
36:1:1922:A:H2'	36:1:1923:C:O4'	2.21	0.41
36:1:209:A:H4'	36:1:211:A:C8	2.56	0.41
36:1:2503:G:HO2'	36:1:2504:U:H5	1.67	0.41
36:1:2442:G:N2	36:1:2505:U:H3	2.19	0.41
36:1:2655:U:H4'	36:1:2656:A:O4'	2.20	0.41
36:1:2668:U:H2'	36:1:2669:G:O4'	2.21	0.41
36:1:3035:A:OP2	87:1:4074:OHX:N4	2.53	0.41
36:1:3055:U:H1'	36:1:3057:U:OP2	2.20	0.41
36:1:32:U:O3'	51:M5:71:ARG:NH2	2.54	0.41
36:1:893:C:H6	36:1:893:C:O5'	2.04	0.41
36:1:915:A:C5	36:1:917:A:H1'	2.56	0.41
1:2:1150:G:H2'	1:2:1768:G:N2	2.36	0.41
1:2:75:U:N3	1:2:76:A:C2	2.89	0.41
1:2:899:G:N2	1:2:911:U:H1'	2.35	0.41
37:3:49:G:H4'	37:3:50:U:O4'	2.20	0.41
36:5:1096:U:H4'	36:5:1097:G:O5'	2.20	0.41
36:5:2556:C:O2'	36:5:2557:A:H5'	2.20	0.41
36:5:25:U:O4	87:5:3907:OHX:N6	2.54	0.41
78:Q2:89:LYS:HB2	36:5:2653:C:OP1	237.75	0.41
36:5:2942:C:O2	87:5:4109:OHX:N2	2.54	0.41
36:5:2274:U:OP1	87:5:3985:OHX:N6	2.54	0.41
36:5:763:G:H2'	36:5:764:U:C6	2.56	0.41
36:5:908:G:O5'	36:5:908:G:H8	2.04	0.41
1:6:1304:G:H5'	1:6:1322:A:OP2	2.21	0.41

Continued on next page...

Continued from previous page...

Atom-1	Atom-2	Interatomic distance (Å)	Clash overlap (Å)
1:6:1674:C:H2'	1:6:1675:C:C6	2.56	0.41
1:6:1698:G:H1'	1:6:1699:G:OP1	2.21	0.41
1:6:199:G:O2'	1:6:200:A:H8	2.04	0.41
1:6:63:G:C6	1:6:64:U:C5	3.09	0.41
1:6:799:A:H2'	1:6:800:U:O4'	2.21	0.41
15:C3:27:LYS:H	15:C3:27:LYS:HG3	1.65	0.41
17:C5:28:MET:HB3	17:C5:28:MET:HE2	1.97	0.41
20:C8:119:ILE:HA	20:C8:119:ILE:HD12	3.06	0.41
27:D5:84:GLU:N	27:D5:89:ILE:HD11	2.36	0.41
40:L3:114:VAL:HG13	40:L3:163:HIS:CG	2.64	0.41
40:L3:24:SER:O	40:L3:220:VAL:HG21	2.21	0.41
40:L3:265:ALA:C	40:L3:266:ARG:HG2	2.42	0.41
40:L3:307:PRO:HD3	40:L3:311:PHE:CE2	2.90	0.41
41:L4:135:VAL:O	41:L4:140:HIS:HB2	2.20	0.41
41:L4:157:GLU:HB3	41:L4:211:GLU:O	2.21	0.41
41:L4:22:LEU:HA	41:L4:23:PRO:HD3	1.77	0.41
37:3:7:G:OP2	42:L5:22:ARG:NH2	2.54	0.41
44:L7:151:ARG:NH2	36:5:1334:U:O2'	241.85	0.41
44:L7:184:LEU:O	44:L7:188:ILE:HG12	2.21	0.41
47:M0:48:LEU:HD11	47:M0:50:VAL:HG23	3.77	0.41
49:M3:89:TYR:CE1	49:M3:93:ILE:HG13	2.56	0.41
51:M5:183:THR:O	51:M5:184:LYS:HB3	3.26	0.41
51:M5:73:ARG:HG2	51:M5:75:VAL:HG22	2.84	0.41
54:M8:102:ALA:HA	54:M8:122:ILE:O	2.20	0.41
54:M8:131:ALA:N	54:M8:132:PRO:HD3	2.35	0.41
55:M9:110:ARG:NH1	55:M9:120:TYR:CZ	3.79	0.41
55:M9:123:LEU:HA	55:M9:123:LEU:HD23	1.72	0.41
55:M9:90:PRO:HG2	55:M9:93:VAL:HB	3.65	0.41
38:4:70:G:H5''	62:N6:28:ARG:NH2	2.35	0.41
64:N8:74:ASN:CB	64:N8:76:ASP:HB2	2.51	0.41
36:1:944:C:H4'	68:O2:33:ARG:HH11	1.86	0.41
74:O8:26:LYS:O	74:O8:27:ILE:HD13	2.21	0.41
75:O9:48:LYS:HD2	75:O9:48:LYS:HA	2.54	0.41
2:S0:125:ASP:HB3	2:S0:128:SER:HB2	2.53	0.41
3:S1:51:SER:HB3	3:S1:57:ALA:N	3.52	0.41
4:S2:158:THR:HG21	4:S2:221:THR:HG22	2.17	0.41
6:S4:125:LYS:O	6:S4:141:THR:HA	2.40	0.41
7:S5:187:ILE:H	7:S5:187:ILE:HD12	2.26	0.41
8:S6:211:LEU:O	8:S6:215:ARG:HB2	2.20	0.41
8:S6:31:ARG:HD2	8:S6:34:GLN:HE21	1.86	0.41
8:S6:6:SER:O	8:S6:113:ILE:N	2.52	0.41

Continued on next page...

Continued from previous page...

Atom-1	Atom-2	Interatomic distance (Å)	Clash overlap (Å)
9:S7:51:VAL:HG22	9:S7:55:LYS:O	3.16	0.41
10:S8:183:ILE:HD12	10:S8:184:LEU:O	6.29	0.41
1:2:592:A:OP1	11:S9:39:LYS:HG2	2.20	0.41
34:SR:165:ASP:O	34:SR:184:ASN:ND2	2.44	0.41
34:SR:169:ILE:HG12	34:SR:183:LEU:HD21	3.16	0.41
5:S3:225:TYR:HD2	34:SR:189:GLU:O	2.53	0.41
34:SR:42:LEU:O	34:SR:61:PHE:HD2	2.04	0.41
36:1:1159:A:O2'	36:1:1160:C:H5''	2.20	0.41
36:1:1845:G:H5''	36:1:1845:G:C8	2.56	0.41
36:1:2727:A:H4'	36:1:2728:G:OP2	2.21	0.41
36:1:916:G:OP1	36:1:2957:G:H5''	2.20	0.41
36:1:3174:A:H2'	36:1:3175:U:C5'	2.49	0.41
87:1:3950:OHX:N4	87:1:4037:OHX:N6	2.69	0.41
36:1:1650:G:N7	87:1:4138:OHX:N6	2.69	0.41
36:1:861:C:H2'	36:1:862:U:H6	1.86	0.41
1:2:1311:U:O2'	1:2:1313:A:N7	2.46	0.41
1:2:1520:U:OP2	21:C9:75:LYS:NZ	2.48	0.41
1:2:1283:U:OP1	87:2:2114:OHX:N2	2.54	0.41
1:2:260:U:H3'	1:2:261:U:H5''	2.03	0.41
1:2:327:U:H2'	1:2:328:A:H8	1.81	0.41
1:2:477:A:H61	1:2:511:A:N6	2.17	0.41
38:4:122:U:H2'	38:4:123:G:C8	2.55	0.41
36:5:1033:U:H2'	36:5:1034:U:H5'	2.03	0.41
67:O1:64:VAL:HG13	36:5:1456:A:C6	163.33	0.41
58:N2:42:LYS:NZ	36:5:1687:U:OP2	175.59	0.41
36:5:1740:U:H1'	36:5:1741:A:N7	2.36	0.41
36:5:2287:C:C5	36:5:2298:U:C2	3.09	0.41
36:5:3021:A:H8	36:5:3021:A:OP1	2.04	0.41
36:5:953:G:H2'	36:5:1117:G:H5''	2.02	0.41
1:6:1241:G:C6	1:6:1242:A:C6	3.09	0.41
1:6:1405:G:H2'	1:6:1406:A:C8	2.56	0.41
1:6:1491:U:H5'	1:6:1492:A:OP1	2.21	0.41
1:6:1663:G:C2'	1:6:1664:C:H5'	2.51	0.41
1:6:625:C:H2'	1:6:626:U:C6	2.56	0.41
1:6:652:G:N2	1:6:682:C:O2	2.54	0.41
37:7:106:U:H2'	37:7:107:C:O4'	2.21	0.41
37:7:36:C:O2	37:7:45:A:H1'	2.21	0.41
38:8:70:G:N7	87:8:223:OHX:N1	2.68	0.41
38:8:43:A:OP1	87:8:224:OHX:N3	2.54	0.41
20:C8:145:ARG:HB3	35:SM:68:ARG:CZ	4.93	0.41
20:C8:30:TYR:CE2	20:C8:40:ARG:HD2	3.08	0.41

Continued on next page...

Continued from previous page...

Atom-1	Atom-2	Interatomic distance (Å)	Clash overlap (Å)
21:C9:26:GLY:O	21:C9:28:LEU:HG	2.21	0.41
23:D1:73:ALA:HB1	23:D1:79:LEU:HG	3.71	0.41
25:D3:116:ASP:O	25:D3:118:PRO:HD3	2.20	0.41
28:D6:44:ILE:HD12	28:D6:45:VAL:N	2.36	0.41
33:E1:103:LEU:HD23	33:E1:103:LEU:HA	1.70	0.41
33:E1:123:ASN:HA	33:E1:124:PRO:HD2	2.26	0.41
39:L2:142:ASP:C	39:L2:143:GLU:HG3	2.41	0.41
39:L2:3:ARG:HB3	39:L2:207:VAL:O	2.52	0.41
40:L3:133:TYR:O	40:L3:136:LYS:HB2	2.26	0.41
40:L3:221:THR:HB	40:L3:273:HIS:O	2.31	0.41
40:L3:283:TYR:OH	40:L3:325:LYS:HD2	2.21	0.41
40:L3:287:LYS:HA	40:L3:287:LYS:HD2	4.43	0.41
41:L4:182:LEU:HD13	41:L4:182:LEU:HA	3.35	0.41
44:L7:170:GLU:HG3	44:L7:179:LEU:CB	2.51	0.41
44:L7:177:GLY:O	44:L7:178:ILE:HB	2.21	0.41
44:L7:214:TRP:CD2	44:L7:219:LYS:HD2	3.28	0.41
44:L7:223:PHE:HA	44:L7:227:GLY:O	2.21	0.41
46:L9:109:ALA:HB1	46:L9:111:PHE:CE2	2.56	0.41
46:L9:67:ALA:O	46:L9:71:VAL:HG23	2.21	0.41
47:M0:52:LEU:HA	47:M0:52:LEU:HD23	1.96	0.41
47:M0:70:ILE:HG23	47:M0:74:LYS:HE3	3.72	0.41
50:M4:55:ARG:NH2	50:M4:77:ARG:HA	2.36	0.41
53:M7:52:LEU:HA	53:M7:52:LEU:HD12	2.18	0.41
54:M8:80:THR:O	54:M8:137:THR:HA	2.49	0.41
54:M8:83:VAL:O	54:M8:85:GLY:N	3.13	0.41
58:N2:31:ALA:C	58:N2:33:TYR:N	2.74	0.41
59:N3:23:MET:HB2	59:N3:99:ALA:HA	2.03	0.41
59:N3:61:THR:HG21	36:5:2295:A:H5'	277.40	0.41
62:N6:63:LYS:O	62:N6:66:GLN:HG3	2.22	0.41
66:O0:42:ILE:HA	66:O0:90:VAL:O	2.40	0.41
77:Q1:13:LEU:O	77:Q1:17:ARG:HG3	2.21	0.41
4:S2:44:LEU:HD21	4:S2:247:ALA:HB2	2.03	0.41
5:S3:157:LEU:HD23	5:S3:189:MET:HB3	4.40	0.41
5:S3:168:ILE:HD12	5:S3:168:ILE:O	2.21	0.41
5:S3:191:ASP:HB3	5:S3:194:LYS:HG3	2.03	0.41
5:S3:4:LEU:HD22	5:S3:4:LEU:HA	2.88	0.41
6:S4:45:ILE:HB	6:S4:80:THR:HG23	2.29	0.41
7:S5:61:TYR:CD2	7:S5:164:PRO:HB2	2.99	0.41
8:S6:27:PHE:C	8:S6:30:LYS:HG2	2.41	0.41
9:S7:77:LEU:HD23	9:S7:77:LEU:HA	1.92	0.41
1:2:260:U:H5	10:S8:43:ILE:HB	1.86	0.41

Continued on next page...

Continued from previous page...

Atom-1	Atom-2	Interatomic distance (Å)	Clash overlap (Å)
11:S9:129:ILE:HG12	11:S9:134:ILE:CD1	2.51	0.41
34:SR:286:GLU:HA	34:SR:287:PRO:HD3	1.78	0.41
36:1:1081:U:H2'	36:1:1081:U:H6	1.73	0.40
36:1:1460:A:H2'	36:1:1461:A:H8	1.86	0.40
36:1:1497:C:O2'	36:1:1602:A:N3	2.47	0.40
36:1:2282:U:O2	36:1:2310:U:H4'	2.21	0.40
36:1:3033:A:H2'	36:1:3034:C:H6	1.85	0.40
36:1:317:A:C2	36:1:318:A:C4	3.08	0.40
36:1:349:A:O4'	38:4:24:G:H1'	2.21	0.40
87:1:4052:OHX:N5	87:1:4160:OHX:N1	2.70	0.40
87:1:4052:OHX:N2	87:1:4160:OHX:N4	2.69	0.40
36:1:567:G:O6	87:1:4002:OHX:N1	2.54	0.40
1:2:735:C:O2'	1:2:736:C:H5''	2.21	0.40
1:2:768:C:H2'	1:2:769:A:O4'	2.21	0.40
1:2:848:C:H2'	1:2:849:C:H6	1.87	0.40
1:2:992:A:H2	1:2:1012:U:O4	2.03	0.40
38:4:81:U:O2'	38:4:82:U:H5'	2.22	0.40
36:5:1032:C:H5'	36:5:1033:U:OP2	2.21	0.40
55:M9:60:LYS:HE2	36:5:1671:C:OP1	171.03	0.40
62:N6:12:ARG:HD3	36:5:215:G:H5''	88.48	0.40
36:5:2249:G:C8	36:5:2249:G:H3'	2.56	0.40
36:5:3051:U:H2'	36:5:3052:G:O4'	2.21	0.40
36:5:3200:G:O6	87:5:4144:OHX:N5	2.54	0.40
36:5:2997:G:O4'	36:5:3396:U:H5'	2.22	0.40
36:5:698:U:H2'	36:5:699:A:O4'	2.22	0.40
36:5:709:A:H2'	36:5:710:A:O4'	2.21	0.40
36:5:83:U:H2'	36:5:84:U:O4'	2.22	0.40
36:5:871:U:H2'	36:5:872:U:C6	2.56	0.40
36:5:86:G:O2'	36:5:98:G:O6	2.32	0.40
24:D2:71:LYS:NZ	1:6:1099:U:H5''	374.53	0.40
1:6:1321:A:H4'	1:6:1322:A:O5'	2.21	0.40
1:6:1402:G:C6	1:6:1403:C:C4	3.09	0.40
1:6:1620:C:H2'	1:6:1621:U:C6	2.56	0.40
1:6:300:A:O2'	1:6:301:A:H5'	2.21	0.40
1:6:434:G:N1	1:6:437:A:OP2	2.53	0.40
1:6:478:A:C2	1:6:511:A:C2	3.09	0.40
1:6:489:C:O2'	1:6:490:C:O5'	2.38	0.40
32:E0:55:ARG:NH1	1:6:557:G:OP1	417.45	0.40
1:6:733:A:H2'	1:6:734:A:O4'	2.21	0.40
11:S9:79:ARG:HD3	1:6:763:G:OP2	413.20	0.40
38:8:137:C:OP2	87:8:228:OHX:N4	2.54	0.40

Continued on next page...

Continued from previous page...

Atom-1	Atom-2	Interatomic distance (Å)	Clash overlap (Å)
15:C3:139:TRP:O	15:C3:140:LYS:HB3	3.89	0.40
15:C3:87:ASP:HB3	15:C3:88:LEU:H	4.05	0.40
15:C3:99:ARG:O	15:C3:103:GLU:HG2	2.21	0.40
16:C4:110:LEU:HD23	16:C4:110:LEU:HA	2.23	0.40
16:C4:136:ARG:NH1	1:6:1785:U:OP1	298.75	0.40
21:C9:34:VAL:HG23	21:C9:53:TRP:CZ2	2.56	0.40
24:D2:77:PRO:HD2	24:D2:79:PHE:CE2	2.56	0.40
25:D3:46:SER:OG	25:D3:78:LYS:NZ	3.03	0.40
27:D5:39:ALA:HB1	27:D5:71:ILE:C	2.41	0.40
27:D5:42:LEU:HD22	27:D5:47:TYR:HB2	6.38	0.40
28:D6:73:TYR:CZ	28:D6:82:ARG:HD3	2.55	0.40
1:2:590:C:H5"	32:E0:43:ARG:HH12	1.86	0.40
14:C2:73:LYS:HB3	33:E1:108:VAL:HG11	2.03	0.40
33:E1:143:LYS:O	33:E1:145:HIS:N	2.54	0.40
41:L4:150:LEU:CD1	41:L4:249:ILE:HG12	2.50	0.40
42:L5:85:ARG:HD3	42:L5:86:TYR:CZ	2.57	0.40
42:L5:95:TRP:O	42:L5:98:ALA:HB3	2.34	0.40
44:L7:153:PHE:N	44:L7:153:PHE:CD2	3.00	0.40
44:L7:157:ASN:O	44:L7:158:LYS:HB3	2.88	0.40
44:L7:229:PHE:HD1	44:L7:229:PHE:C	2.80	0.40
44:L7:31:ALA:HA	44:L7:34:LYS:HB2	3.48	0.40
47:M0:101:LYS:HD3	47:M0:101:LYS:HA	4.57	0.40
49:M3:47:ALA:HB1	49:M3:48:PRO:CD	2.51	0.40
51:M5:113:LEU:HD22	51:M5:136:ASP:HA	5.62	0.40
52:M6:127:LEU:HD11	56:N0:168:PRO:HG3	2.42	0.40
52:M6:38:ALA:O	52:M6:41:LEU:HB2	2.22	0.40
58:N2:104:ARG:HH12	58:N2:106:ALA:HB2	3.76	0.40
59:N3:127:PRO:O	59:N3:130:ALA:N	2.89	0.40
59:N3:46:LEU:O	59:N3:47:ASN:HB2	2.20	0.40
59:N3:86:ARG:HA	59:N3:91:VAL:O	2.21	0.40
63:N7:23:VAL:HG12	63:N7:45:GLY:CA	2.51	0.40
64:N8:133:LEU:HD23	64:N8:133:LEU:HA	1.90	0.40
49:M3:6:ASN:HB2	64:N8:48:TYR:CE2	2.56	0.40
67:O1:102:LYS:HG3	67:O1:102:LYS:HZ2	1.81	0.40
67:O1:13:THR:HG22	67:O1:72:ARG:HH11	1.87	0.40
67:O1:36:ILE:HD13	67:O1:59:ILE:HD11	2.49	0.40
67:O1:80:ASN:OD1	67:O1:81:GLU:N	2.55	0.40
69:O3:91:ALA:C	69:O3:93:THR:N	2.78	0.40
71:O5:45:LYS:O	71:O5:49:LYS:HG2	4.48	0.40
73:O7:85:LYS:HE3	38:8:67:U:OP1	22.78	0.40
77:Q1:13:LEU:HD11	77:Q1:17:ARG:NH1	2.36	0.40

Continued on next page...

Continued from previous page...

Atom-1	Atom-2	Interatomic distance (Å)	Clash overlap (Å)
2:S0:110:TYR:HA	2:S0:115:PHE:CZ	2.57	0.40
2:S0:79:ARG:HD2	2:S0:125:ASP:HB2	5.33	0.40
2:S0:147:THR:O	2:S0:161:PRO:HA	3.34	0.40
2:S0:160:ILE:HA	2:S0:161:PRO:HD2	2.59	0.40
3:S1:58:SER:O	3:S1:62:LYS:NZ	2.36	0.40
3:S1:81:PHE:O	3:S1:82:ARG:HB2	3.34	0.40
4:S2:140:ARG:HH22	4:S2:228:ASN:ND2	2.17	0.40
4:S2:35:TRP:CZ3	4:S2:71:THR:HG21	4.25	0.40
5:S3:168:ILE:HG22	5:S3:189:MET:HB2	2.40	0.40
8:S6:116:LYS:HG3	8:S6:117:GLY:N	3.16	0.40
8:S6:72:ARG:HG2	8:S6:98:ARG:HA	2.03	0.40
9:S7:185:ILE:H	9:S7:185:ILE:HG12	2.03	0.40
10:S8:193:LEU:HA	10:S8:193:LEU:HD23	1.93	0.40
11:S9:15:PRO:HG2	11:S9:23:ARG:NH1	3.31	0.40
11:S9:45:ILE:HG13	11:S9:105:LEU:HD13	2.73	0.40
11:S9:66:ASP:HA	11:S9:67:PRO:HD2	2.00	0.40
35:SM:61:ILE:HD12	35:SM:62:ARG:HG2	2.02	0.40
34:SR:126:SER:HB3	34:SR:128:ASP:OD1	2.20	0.40
34:SR:305:TYR:CD2	34:SR:311:ARG:HD2	2.84	0.40
36:1:129:U:H2'	36:1:130:A:C8	2.56	0.40
36:1:2101:C:O2'	36:1:2102:U:H6	2.05	0.40
36:1:2203:U:H2'	36:1:2204:C:C6	2.56	0.40
36:1:2264:U:OP2	87:1:3985:OHX:N5	2.54	0.40
36:1:993:G:C5	36:1:2637:A:C2	3.09	0.40
36:1:2971:A:H5''	36:1:2972:G:C5'	2.51	0.40
36:1:3143:C:O2'	87:1:3898:OHX:N2	2.54	0.40
87:1:4084:OHX:N6	87:1:4154:OHX:N3	2.70	0.40
36:1:668:G:OP1	87:1:4120:OHX:N2	2.54	0.40
87:1:4061:OHX:N3	87:1:4174:OHX:N5	2.69	0.40
36:1:537:A:C2	36:1:557:A:C4	3.08	0.40
36:1:772:U:H2'	36:1:773:G:H8	1.86	0.40
1:2:1002:G:H2'	1:2:1003:A:H5'	2.02	0.40
1:2:1253:U:H4'	33:E1:143:LYS:HB2	2.03	0.40
1:2:319:U:O5'	1:2:319:U:H6	2.04	0.40
1:2:446:A:O2'	1:2:447:U:H5'	2.21	0.40
36:5:1055:A:H4'	37:7:100:C:O2	2.21	0.40
36:5:1329:U:O2'	36:5:1330:A:P	2.79	0.40
55:M9:117:LYS:HD3	36:5:1718:G:C5'	247.93	0.40
36:5:2561:A:O2'	36:5:2562:A:H8	2.04	0.40
36:5:2726:C:O2	36:5:2726:C:O5'	2.39	0.40
36:5:3203:U:H2'	36:5:3204:C:C6	2.56	0.40

Continued on next page...

Continued from previous page...

Atom-1	Atom-2	Interatomic distance (Å)	Clash overlap (Å)
36:5:3255:U:H2'	36:5:3256:G:H8	1.86	0.40
36:5:3306:U:H6	36:5:3306:U:O5'	2.05	0.40
36:5:2322:C:OP1	87:5:4160:OHX:N6	2.54	0.40
36:5:741:U:H2'	36:5:742:G:O4'	2.21	0.40
1:6:1138:A:H2'	1:6:1139:A:H8	1.86	0.40
1:6:1218:G:O4'	1:6:1444:A:N6	2.53	0.40
17:C5:102:PHE:HZ	1:6:1241:G:H5''	386.15	0.40
8:S6:176:GLN:HG2	1:6:169:A:H5''	328.70	0.40
1:6:217:A:HO2'	1:6:218:A:H8	1.69	0.40
73:O7:75:LYS:NZ	38:8:94:C:OP1	48.98	0.40
12:C0:15:LEU:HD13	12:C0:21:VAL:HG23	2.02	0.40
13:C1:84:ILE:HG23	13:C1:111:VAL:HG11	2.03	0.40
13:C1:113:PRO:O	13:C1:114:ALA:HB2	4.37	0.40
13:C1:35:TYR:CD2	13:C1:49:ILE:HG12	2.57	0.40
14:C2:132:GLU:O	14:C2:136:ILE:HG12	2.21	0.40
14:C2:26:ASP:O	14:C2:30:VAL:HG23	2.21	0.40
15:C3:125:LEU:HA	15:C3:125:LEU:HD23	1.97	0.40
17:C5:56:PHE:O	17:C5:60:LEU:HB2	2.20	0.40
19:C7:115:LEU:HB3	19:C7:116:LYS:H	1.66	0.40
21:C9:140:LEU:HD12	21:C9:140:LEU:HA	4.28	0.40
21:C9:52:GLY:C	21:C9:54:PHE:H	2.20	0.40
24:D2:89:TRP:HE3	24:D2:93:LEU:HD22	3.05	0.40
7:S5:149:VAL:HG22	30:D8:67:ARG:HB2	2.03	0.40
40:L3:114:VAL:O	40:L3:117:ARG:HB3	2.22	0.40
41:L4:129:THR:O	41:L4:148:ILE:HD11	4.67	0.40
41:L4:3:ARG:HH21	41:L4:3:ARG:HG2	1.86	0.40
49:M3:124:ILE:HD13	49:M3:125:VAL:N	4.24	0.40
36:1:685:G:P	49:M3:35:ARG:HH12	2.44	0.40
52:M6:127:LEU:HA	52:M6:127:LEU:HD23	1.80	0.40
36:1:1313:G:OP1	52:M6:82:LYS:HE2	2.21	0.40
36:1:1941:C:OP2	55:M9:74:ARG:HG2	2.22	0.40
61:N5:105:VAL:CG1	61:N5:126:LEU:HD22	2.50	0.40
61:N5:137:ASN:HD22	61:N5:142:ILE:HD11	4.08	0.40
63:N7:46:ILE:HD13	63:N7:68:ILE:HG23	2.23	0.40
64:N8:7:LYS:HA	64:N8:7:LYS:HD3	1.61	0.40
67:O1:27:LYS:O	67:O1:31:ARG:HB2	2.22	0.40
67:O1:13:THR:CG2	67:O1:72:ARG:HH11	2.34	0.40
68:O2:20:HIS:O	68:O2:21:HIS:HB2	2.20	0.40
68:O2:9:ILE:HG12	68:O2:63:THR:HB	2.02	0.40
78:Q2:104:LEU:HA	78:Q2:104:LEU:HD12	1.80	0.40
3:S1:214:LYS:HE3	3:S1:214:LYS:HB2	1.91	0.40

Continued on next page...

Continued from previous page...

Atom-1	Atom-2	Interatomic distance (Å)	Clash overlap (Å)
3:S1:36:SER:HB3	3:S1:231:LEU:HD13	2.04	0.40
5:S3:158:ILE:HG21	5:S3:202:LEU:HD21	2.03	0.40
5:S3:29:LEU:HD21	5:S3:69:LEU:HD21	3.37	0.40
6:S4:187:ARG:HH11	6:S4:187:ARG:HG3	4.51	0.40
6:S4:211:LYS:HE3	6:S4:211:LYS:HB2	4.49	0.40
7:S5:20:PHE:CE1	7:S5:22:PRO:HA	2.69	0.40
7:S5:57:SER:OG	7:S5:167:ARG:NH2	2.51	0.40
8:S6:193:LEU:HA	8:S6:193:LEU:HD23	1.84	0.40
8:S6:216:LEU:HD23	8:S6:216:LEU:HA	2.48	0.40
9:S7:46:ILE:HD13	9:S7:60:ILE:HG12	2.03	0.40
10:S8:26:LYS:O	10:S8:26:LYS:HG3	2.22	0.40
34:SR:115:ILE:HG12	34:SR:116:ASP:N	2.36	0.40
34:SR:6:VAL:HG22	34:SR:7:LEU:N	3.22	0.40
36:1:1686:U:O2	36:1:1688:U:H1'	2.22	0.40
36:1:1748:G:C6	36:1:1749:A:C6	3.10	0.40
36:1:2656:A:C8	36:1:2658:G:C8	3.09	0.40
36:1:3335:A:H2'	36:1:3336:A:C8	2.56	0.40
36:1:2273:G:O6	87:1:4139:OHX:N5	2.54	0.40
36:1:656:A:C2	36:1:1440:G:C2	3.10	0.40
36:1:763:G:HO2'	36:1:764:U:P	2.45	0.40
1:2:1149:G:H1'	1:2:1765:A:C4	2.56	0.40
1:2:323:A:OP2	10:S8:10:LYS:HA	2.22	0.40
1:2:458:G:H5''	1:2:459:G:OP1	2.21	0.40
37:3:58:C:OP2	87:3:219:OHX:N6	2.53	0.40
36:5:1018:G:H2'	36:5:1019:G:O4'	2.22	0.40
36:5:1118:C:O5'	36:5:1118:C:H6	2.04	0.40
36:5:1313:G:H2'	36:5:1314:C:C6	2.57	0.40
36:5:2271:A:N7	36:5:2272:G:C6	2.89	0.40
36:5:2877:G:H2'	36:5:2878:G:O4'	2.22	0.40
36:5:2995:A:H8	36:5:2995:A:O5'	2.04	0.40
36:5:3364:C:H2'	36:5:3365:U:H6	1.84	0.40
1:6:1064:G:H2'	1:6:1065:A:C8	2.57	0.40
1:6:1759:C:H2'	1:6:1760:G:O4'	2.22	0.40
1:6:20:G:H5'	1:6:571:G:C4	2.57	0.40
61:N5:93:TYR:CE2	38:8:131:A:H5''	105.65	0.40
12:C0:70:GLU:O	12:C0:73:VAL:HB	2.21	0.40
14:C2:140:PHE:HA	14:C2:140:PHE:HD2	1.88	0.40
16:C4:37:GLU:HA	1:6:895:G:O2'	259.19	0.40
18:C6:77:GLN:O	18:C6:81:ILE:HG23	2.20	0.40
21:C9:39:THR:O	21:C9:96:ALA:HB1	2.50	0.40
22:D0:32:LYS:HA	22:D0:32:LYS:HD2	1.87	0.40

Continued on next page...

Continued from previous page...

Atom-1	Atom-2	Interatomic distance (Å)	Clash overlap (Å)
25:D3:13:ARG:HA	25:D3:16:ARG:CD	2.50	0.40
28:D6:8:ASN:HB2	28:D6:9:GLY:H	2.57	0.40
32:E0:14:VAL:HA	32:E0:17:GLN:HG2	2.31	0.40
39:L2:193:ARG:O	39:L2:195:SER:N	3.21	0.40
40:L3:187:SER:O	40:L3:190:GLU:N	2.54	0.40
40:L3:275:ARG:NH1	36:5:3045:G:O3'	234.59	0.40
40:L3:59:ASP:OD1	40:L3:71:GLU:HG2	3.09	0.40
46:L9:4:ILE:HD11	56:N0:148:LEU:HD11	2.04	0.40
48:M1:110:ILE:C	48:M1:112:LEU:H	2.25	0.40
51:M5:177:GLY:HA2	36:5:68:C:O3'	111.39	0.40
51:M5:50:ARG:HH11	51:M5:50:ARG:HB3	1.86	0.40
51:M5:93:LYS:O	51:M5:94:TYR:CB	2.66	0.40
40:L3:94:GLU:HB3	52:M6:152:VAL:HG21	3.74	0.40
53:M7:87:SER:O	53:M7:91:VAL:HG23	4.04	0.40
63:N7:35:SER:O	63:N7:36:HIS:C	2.60	0.40
64:N8:10:LYS:HD2	64:N8:10:LYS:HA	2.60	0.40
64:N8:94:ALA:HB2	64:N8:121:VAL:HG22	2.03	0.40
66:O0:78:GLY:HA2	66:O0:87:VAL:HG13	2.02	0.40
72:O6:60:LEU:HD22	72:O6:68:ARG:HE	1.86	0.40
73:O7:47:TYR:HB3	73:O7:49:TRP:NE1	2.66	0.40
2:S0:101:ARG:NH1	2:S0:101:ARG:HG2	3.58	0.40
3:S1:201:THR:O	3:S1:204:ILE:N	2.37	0.40
4:S2:107:SER:O	4:S2:192:GLY:HA3	3.27	0.40
4:S2:35:TRP:C	4:S2:35:TRP:CD1	2.93	0.40
4:S2:35:TRP:CD1	4:S2:67:GLN:NE2	3.93	0.40
5:S3:196:ARG:HB3	5:S3:197:THR:H	2.88	0.40
9:S7:167:GLU:O	9:S7:170:GLN:HB2	2.59	0.40
9:S7:66:SER:O	9:S7:69:GLY:N	3.26	0.40
10:S8:196:LEU:HD12	10:S8:196:LEU:HA	1.76	0.40
11:S9:171:ARG:HA	11:S9:171:ARG:NE	2.78	0.40
11:S9:97:LEU:HA	11:S9:97:LEU:HD23	1.96	0.40
35:SM:79:SER:HA	35:SM:82:THR:HG23	2.02	0.40
34:SR:250:TYR:N	34:SR:250:TYR:CD1	3.10	0.40
34:SR:71:CYS:HA	34:SR:81:LEU:O	2.21	0.40
36:1:1243:G:OP2	36:1:1243:G:H8	2.05	0.40
36:1:1273:A:O2'	36:1:1274:A:OP1	2.33	0.40
36:1:1686:U:OP1	58:N2:42:LYS:NZ	2.41	0.40
36:1:2112:U:O5'	36:1:2112:U:H6	2.04	0.40
36:1:250:U:C5	36:1:251:G:N7	2.89	0.40
36:1:3020:U:H3'	36:1:3021:A:H2'	2.04	0.40
36:1:3039:C:OP1	59:N3:88:ARG:NH2	2.51	0.40

Continued on next page...

Continued from previous page...

Atom-1	Atom-2	Interatomic distance (Å)	Clash overlap (Å)
87:1:4080:OHX:N6	87:1:4150:OHX:N5	2.70	0.40
1:2:1071:U:H2'	1:2:1072:C:C6	2.56	0.40
1:2:1321:A:H4'	1:2:1322:A:O5'	2.21	0.40
1:2:632:U:OP1	13:C1:102:LYS:HG3	2.21	0.40
37:3:47:C:H2'	37:3:48:U:C6	2.57	0.40
36:5:1648:A:H2'	36:5:1649:U:O4'	2.21	0.40
36:5:2440:G:N2	36:5:2508:U:C2	2.89	0.40
36:5:2722:U:H2'	36:5:2723:U:C6	2.57	0.40
51:M5:68:ARG:NH1	36:5:291:C:O5'	148.45	0.40
53:M7:69:ARG:HD3	36:5:3309:G:H1'	186.52	0.40
36:5:961:C:N3	87:5:4178:OHX:N4	2.69	0.40
36:5:789:A:H2'	36:5:790:U:C6	2.56	0.40
1:6:1070:C:H2'	1:6:1071:U:O4'	2.21	0.40
1:6:1122:G:O6	87:6:2163:OHX:N6	2.54	0.40
1:6:1471:A:C2	1:6:1474:G:N3	2.90	0.40
87:D9:102:OHX:N4	87:6:2129:OHX:N2	406.01	0.40
87:D9:102:OHX:N3	87:6:2129:OHX:N5	406.38	0.40
1:6:754:A:N6	1:6:793:A:H62	2.20	0.40
13:C1:55:ASP:OD2	13:C1:110:HIS:HE1	2.03	0.40
14:C2:75:VAL:HG21	14:C2:120:VAL:HG21	2.03	0.40
14:C2:60:VAL:HG13	14:C2:122:VAL:HG22	2.03	0.40
14:C2:97:LEU:HD11	14:C2:121:VAL:HG23	2.03	0.40
15:C3:28:LEU:HA	15:C3:28:LEU:HD23	1.90	0.40
16:C4:117:ASP:OD2	16:C4:119:THR:HG23	3.82	0.40
16:C4:20:TYR:HB3	16:C4:27:PHE:HB2	2.03	0.40
19:C7:104:ASN:ND2	19:C7:105:GLN:OE1	5.07	0.40
29:D7:77:THR:HB	29:D7:78:SER:H	1.57	0.40
41:L4:139:GLY:O	41:L4:141:ARG:NH1	4.84	0.40
41:L4:265:GLU:OE2	41:L4:266:THR:HG23	2.21	0.40
43:L6:35:VAL:O	43:L6:38:THR:OG1	2.52	0.40
44:L7:160:ARG:HD2	44:L7:203:TRP:CE2	2.57	0.40
44:L7:93:ASN:O	44:L7:95:ILE:HG12	2.21	0.40
45:L8:210:ALA:O	45:L8:213:LYS:HB3	3.03	0.40
45:L8:49:TYR:O	36:5:2523:A:H2'	170.72	0.40
46:L9:38:LEU:HA	46:L9:38:LEU:HD23	1.88	0.40
48:M1:7:ASN:N	48:M1:8:PRO:HD3	3.04	0.40
52:M6:176:LYS:HE3	36:5:3192:U:OP1	315.62	0.40
52:M6:78:ARG:HD2	52:M6:78:ARG:HA	1.87	0.40
53:M7:168:LEU:HB3	53:M7:172:GLN:HB2	2.04	0.40
68:O2:19:ARG:HD2	68:O2:28:VAL:HG13	2.55	0.40
68:O2:47:ARG:HD3	36:5:634:C:O2'	215.68	0.40

Continued on next page...

Continued from previous page...

Atom-1	Atom-2	Interatomic distance (Å)	Clash overlap (Å)
87:1:4012:OHX:N6	70:O4:64:THR:O	2.55	0.40
63:N7:14:VAL:HG21	70:O4:90:ILE:HD11	2.03	0.40
4:S2:224:PHE:HE2	1:6:1098:U:C5	392.99	0.40
4:S2:35:TRP:HZ3	4:S2:71:THR:HG21	3.55	0.40
7:S5:64:VAL:HG22	7:S5:89:ILE:HD11	2.04	0.40
8:S6:153:VAL:O	8:S6:156:PHE:N	2.48	0.40
8:S6:175:ILE:HB	8:S6:178:LEU:HD22	2.35	0.40
9:S7:138:LYS:HD3	9:S7:150:GLN:OE1	5.20	0.40
9:S7:31:SER:O	9:S7:35:LYS:HB3	2.54	0.40
10:S8:121:LEU:HD12	10:S8:157:GLU:HG3	2.03	0.40
10:S8:39:GLY:H	10:S8:60:ILE:C	2.19	0.40
34:SR:161:LYS:O	34:SR:163:ASP:N	2.42	0.40
36:1:1720:U:C4	55:M9:124:TYR:CE2	3.10	0.40
36:1:2622:C:H2'	36:1:2623:G:H5'	2.03	0.40
36:1:2960:C:H2'	36:1:2961:G:H8	1.86	0.40
10:S8:163:GLY:HA3	36:1:3354:U:H1'	2.03	0.40
1:2:1000:C:O2'	1:2:1002:G:N7	2.49	0.40
1:2:617:U:O4'	1:2:1031:U:C2	2.75	0.40
1:2:1187:U:O2'	1:2:1188:G:H5'	2.22	0.40
1:2:1229:G:H1	14:C2:47:GLU:HG3	1.85	0.40
1:2:1785:U:OP2	16:C4:133:ARG:NH2	2.42	0.40
1:2:992:A:OP1	87:2:2034:OHX:N2	2.54	0.40
1:2:29:U:H2'	1:2:30:G:H8	1.86	0.40
1:2:395:U:H2'	1:2:396:G:O4'	2.21	0.40
1:2:709:C:C4	1:2:710:U:H1'	2.57	0.40
1:2:912:U:H4'	1:2:913:G:H2'	2.03	0.40
1:2:990:C:H2'	1:2:991:G:O4'	2.21	0.40
36:5:1049:C:H2'	36:5:1050:U:H6	1.85	0.40
76:Q0:113:ARG:NH2	36:5:1190:A:H4'	291.35	0.40
52:M6:83:ALA:CB	36:5:1313:G:H5'	259.34	0.40
68:O2:60:ASN:ND2	36:5:1338:C:H4'	202.10	0.40
39:L2:244:GLY:N	36:5:2244:A:OP1	230.78	0.40
36:5:2437:G:H2'	36:5:2438:A:O4'	2.21	0.40
36:5:2512:C:C4	36:5:2513:U:O4	2.74	0.40
54:M8:184:PHE:CG	36:5:2730:G:H4'	191.37	0.40
36:5:3057:U:O2'	36:5:3059:G:OP1	2.39	0.40
36:5:3245:A:H2	36:5:3246:G:C6	2.40	0.40
36:5:2790:A:O2'	87:5:4069:OHX:N4	2.54	0.40
36:5:523:A:N6	36:5:570:A:C2	2.90	0.40
1:6:1060:U:H4'	1:6:1061:A:H5''	2.04	0.40
1:6:271:A:H5'	1:6:272:U:OP2	2.21	0.40

Continued on next page...

Continued from previous page...

Atom-1	Atom-2	Interatomic distance (Å)	Clash overlap (Å)
25:D3:67:ALA:HB1	1:6:567:A:OP2	361.37	0.40
42:L5:272:TYR:CD2	37:7:22:A:C4	329.85	0.40
19:C7:103:ASP:H	19:C7:106:THR:CG2	3.83	0.40
22:D0:16:GLN:HB3	22:D0:17:GLN:H	1.64	0.40
22:D0:50:LEU:HB3	22:D0:51:VAL:H	1.59	0.40
36:1:3315:G:C5	40:L3:123:TYR:CE2	3.10	0.40
40:L3:139:GLN:H	40:L3:139:GLN:HG3	1.66	0.40
40:L3:150:ARG:CG	40:L3:150:ARG:HH11	2.34	0.40
40:L3:37:ARG:O	40:L3:186:GLY:HA2	2.21	0.40
40:L3:255:TRP:HD1	40:L3:255:TRP:O	2.05	0.40
40:L3:171:LEU:O	87:L3:405:OHX:N6	2.54	0.40
41:L4:190:GLY:C	41:L4:192:GLY:H	2.25	0.40
41:L4:338:LYS:C	41:L4:340:GLY:H	2.19	0.40
42:L5:191:ASP:HA	42:L5:192:PRO:HD3	1.95	0.40
37:3:33:U:C6	42:L5:207:TYR:CE2	3.10	0.40
43:L6:152:THR:HA	43:L6:153:PRO:HD3	1.95	0.40
45:L8:166:LEU:HA	45:L8:166:LEU:HD23	1.94	0.40
45:L8:195:SER:O	45:L8:196:ALA:HB3	2.21	0.40
47:M0:95:HIS:HB2	47:M0:128:ARG:HD2	2.04	0.40
47:M0:12:GLN:HA	47:M0:59:GLN:OE1	3.98	0.40
49:M3:126:PHE:HA	49:M3:127:PRO:HD2	2.53	0.40
60:N4:86:SER:C	60:N4:88:ASP:H	2.25	0.40
63:N7:64:LYS:HD3	63:N7:64:LYS:HA	1.86	0.40
54:M8:178:ARG:HD2	64:N8:50:PRO:HB2	4.02	0.40
69:O3:86:ARG:HH12	36:5:498:A:H5'	217.02	0.40
75:O9:44:TRP:CE2	75:O9:45:ARG:HG2	5.18	0.40
2:S0:163:ASN:HB3	2:S0:169:SER:OG	3.11	0.40
4:S2:235:LEU:HA	4:S2:236:PRO:HD3	2.19	0.40
7:S5:128:ASN:O	7:S5:131:GLN:HB3	2.22	0.40
8:S6:12:SER:HB3	8:S6:124:LEU:HD12	3.39	0.40
8:S6:214:LYS:HB3	8:S6:218:GLU:OE1	6.52	0.40
8:S6:5:ILE:HG22	8:S6:113:ILE:HG13	2.03	0.40
9:S7:25:VAL:O	9:S7:28:GLU:HB2	2.22	0.40
11:S9:110:GLN:HE22	11:S9:126:ARG:CA	5.32	0.40
11:S9:129:ILE:O	11:S9:134:ILE:HD11	4.75	0.40
34:SR:172:ALA:HB2	34:SR:202:LEU:HD13	2.04	0.40
34:SR:278:PHE:CE2	34:SR:287:PRO:HG2	2.57	0.40
34:SR:91:LEU:O	34:SR:100:TYR:N	2.44	0.40

All (2) symmetry-related close contacts are listed below. The label for Atom-2 includes the symmetry operator and encoded unit-cell translations to be applied.

Atom-1	Atom-2	Interatomic distance (Å)	Clash overlap (Å)
1:2:236:A:O2'	38:4:158:U:O2'[2_556]	2.06	0.14
34:SR:137:LYS:NZ	36:5:3293:U:O4[2_546]	2.10	0.10

5.3 Torsion angles [i](#)

5.3.1 Protein backbone [i](#)

In the following table, the Percentiles column shows the percent Ramachandran outliers of the chain as a percentile score with respect to all X-ray entries followed by that with respect to entries of similar resolution.

The Analysed column shows the number of residues for which the backbone conformation was analysed, and the total number of residues.

Mol	Chain	Analysed	Favoured	Allowed	Outliers	Percentiles	
2	S0	204/251 (81%)	151 (74%)	36 (18%)	17 (8%)	1	2
2	s0	204/251 (81%)	157 (77%)	30 (15%)	17 (8%)	1	2
3	S1	212/254 (84%)	145 (68%)	35 (16%)	32 (15%)	0	0
3	s1	214/254 (84%)	179 (84%)	21 (10%)	14 (6%)	1	4
4	S2	215/253 (85%)	190 (88%)	17 (8%)	8 (4%)	4	16
4	s2	215/253 (85%)	184 (86%)	20 (9%)	11 (5%)	2	8
5	S3	221/239 (92%)	194 (88%)	19 (9%)	8 (4%)	4	17
5	s3	221/239 (92%)	182 (82%)	24 (11%)	15 (7%)	1	4
6	S4	258/260 (99%)	213 (83%)	34 (13%)	11 (4%)	3	12
6	s4	258/260 (99%)	224 (87%)	19 (7%)	15 (6%)	2	6
7	S5	204/224 (91%)	166 (81%)	20 (10%)	18 (9%)	1	2
7	s5	204/224 (91%)	167 (82%)	18 (9%)	19 (9%)	1	2
8	S6	224/236 (95%)	194 (87%)	19 (8%)	11 (5%)	2	9
8	s6	216/236 (92%)	189 (88%)	20 (9%)	7 (3%)	5	19
9	S7	182/189 (96%)	137 (75%)	26 (14%)	19 (10%)	0	1
9	s7	184/189 (97%)	154 (84%)	21 (11%)	9 (5%)	2	9
10	S8	184/200 (92%)	156 (85%)	13 (7%)	15 (8%)	1	2
10	s8	184/200 (92%)	163 (89%)	15 (8%)	6 (3%)	4	18
11	S9	183/196 (93%)	153 (84%)	21 (12%)	9 (5%)	2	9
11	s9	183/196 (93%)	154 (84%)	19 (10%)	10 (6%)	2	7

Continued on next page...

Continued from previous page...

Mol	Chain	Analysed	Favoured	Allowed	Outliers	Percentiles	
12	C0	94/105 (90%)	74 (79%)	13 (14%)	7 (7%)	1	3
12	c0	92/105 (88%)	65 (71%)	15 (16%)	12 (13%)	0	1
13	C1	153/155 (99%)	125 (82%)	14 (9%)	14 (9%)	1	2
13	c1	144/155 (93%)	123 (85%)	14 (10%)	7 (5%)	2	9
14	C2	122/142 (86%)	76 (62%)	24 (20%)	22 (18%)	0	0
14	c2	122/142 (86%)	74 (61%)	30 (25%)	18 (15%)	0	0
15	C3	148/150 (99%)	129 (87%)	13 (9%)	6 (4%)	3	13
15	c3	148/150 (99%)	124 (84%)	14 (10%)	10 (7%)	1	4
16	C4	125/136 (92%)	98 (78%)	16 (13%)	11 (9%)	1	2
16	c4	126/136 (93%)	102 (81%)	12 (10%)	12 (10%)	1	1
17	C5	122/141 (86%)	91 (75%)	21 (17%)	10 (8%)	1	2
17	c5	133/141 (94%)	97 (73%)	22 (16%)	14 (10%)	0	1
18	C6	139/142 (98%)	122 (88%)	11 (8%)	6 (4%)	3	12
18	c6	140/142 (99%)	124 (89%)	10 (7%)	6 (4%)	3	12
19	C7	116/136 (85%)	87 (75%)	20 (17%)	9 (8%)	1	3
19	c7	113/136 (83%)	92 (81%)	10 (9%)	11 (10%)	1	1
20	C8	143/145 (99%)	117 (82%)	14 (10%)	12 (8%)	1	2
20	c8	143/145 (99%)	120 (84%)	16 (11%)	7 (5%)	2	9
21	C9	141/143 (99%)	121 (86%)	14 (10%)	6 (4%)	3	12
21	c9	141/143 (99%)	117 (83%)	17 (12%)	7 (5%)	2	8
22	D0	105/120 (88%)	87 (83%)	14 (13%)	4 (4%)	4	15
22	d0	108/120 (90%)	86 (80%)	13 (12%)	9 (8%)	1	2
23	D1	85/87 (98%)	67 (79%)	11 (13%)	7 (8%)	1	2
23	d1	85/87 (98%)	76 (89%)	8 (9%)	1 (1%)	15	46
24	D2	127/129 (98%)	113 (89%)	11 (9%)	3 (2%)	7	27
24	d2	127/129 (98%)	117 (92%)	9 (7%)	1 (1%)	22	57
25	D3	142/144 (99%)	109 (77%)	17 (12%)	16 (11%)	0	1
25	d3	142/144 (99%)	124 (87%)	17 (12%)	1 (1%)	25	60
26	D4	132/134 (98%)	111 (84%)	14 (11%)	7 (5%)	2	7
26	d4	132/134 (98%)	109 (83%)	18 (14%)	5 (4%)	4	15
27	D5	68/107 (64%)	48 (71%)	10 (15%)	10 (15%)	0	0

Continued on next page...

Continued from previous page...

Mol	Chain	Analysed	Favoured	Allowed	Outliers	Percentiles	
27	d5	67/107 (63%)	52 (78%)	10 (15%)	5 (8%)	1	3
28	D6	95/97 (98%)	66 (70%)	10 (10%)	19 (20%)	0	0
28	d6	95/97 (98%)	74 (78%)	13 (14%)	8 (8%)	1	2
29	D7	79/81 (98%)	61 (77%)	15 (19%)	3 (4%)	4	15
29	d7	79/81 (98%)	62 (78%)	12 (15%)	5 (6%)	1	4
30	D8	61/66 (92%)	51 (84%)	6 (10%)	4 (7%)	1	4
30	d8	61/66 (92%)	46 (75%)	13 (21%)	2 (3%)	4	18
31	D9	51/55 (93%)	41 (80%)	8 (16%)	2 (4%)	3	14
31	d9	51/55 (93%)	43 (84%)	4 (8%)	4 (8%)	1	3
32	E0	58/60 (97%)	45 (78%)	10 (17%)	3 (5%)	2	8
33	E1	69/76 (91%)	35 (51%)	19 (28%)	15 (22%)	0	0
34	SR	316/318 (99%)	252 (80%)	36 (11%)	28 (9%)	1	2
34	sR	316/318 (99%)	274 (87%)	30 (10%)	12 (4%)	4	15
35	SM	155/273 (57%)	112 (72%)	22 (14%)	21 (14%)	0	0
35	sM	98/273 (36%)	65 (66%)	18 (18%)	15 (15%)	0	0
39	L2	250/253 (99%)	222 (89%)	25 (10%)	3 (1%)	15	46
39	l2	250/253 (99%)	219 (88%)	25 (10%)	6 (2%)	7	27
40	L3	384/386 (100%)	339 (88%)	31 (8%)	14 (4%)	4	17
40	l3	384/386 (100%)	343 (89%)	31 (8%)	10 (3%)	6	24
41	L4	359/361 (99%)	303 (84%)	37 (10%)	19 (5%)	2	7
41	l4	359/361 (99%)	309 (86%)	31 (9%)	19 (5%)	2	7
42	L5	294/296 (99%)	249 (85%)	27 (9%)	18 (6%)	2	5
42	l5	292/296 (99%)	256 (88%)	32 (11%)	4 (1%)	13	41
43	L6	152/175 (87%)	140 (92%)	10 (7%)	2 (1%)	14	43
43	l6	153/175 (87%)	130 (85%)	19 (12%)	4 (3%)	6	24
44	L7	220/243 (90%)	202 (92%)	11 (5%)	7 (3%)	5	19
44	l7	221/243 (91%)	204 (92%)	14 (6%)	3 (1%)	13	41
45	L8	231/255 (91%)	189 (82%)	30 (13%)	12 (5%)	2	8
45	l8	229/255 (90%)	185 (81%)	23 (10%)	21 (9%)	1	2
46	L9	189/191 (99%)	170 (90%)	15 (8%)	4 (2%)	8	30
46	l9	189/191 (99%)	173 (92%)	13 (7%)	3 (2%)	11	37

Continued on next page...

Continued from previous page...

Mol	Chain	Analysed	Favoured	Allowed	Outliers	Percentiles	
47	M0	207/220 (94%)	182 (88%)	18 (9%)	7 (3%)	4	18
47	m0	209/220 (95%)	175 (84%)	25 (12%)	9 (4%)	3	12
48	M1	167/173 (96%)	127 (76%)	26 (16%)	14 (8%)	1	2
48	m1	167/173 (96%)	143 (86%)	15 (9%)	9 (5%)	2	7
49	M3	191/198 (96%)	170 (89%)	17 (9%)	4 (2%)	8	30
49	m3	192/198 (97%)	162 (84%)	18 (9%)	12 (6%)	1	4
50	M4	134/137 (98%)	116 (87%)	11 (8%)	7 (5%)	2	8
50	m4	135/137 (98%)	126 (93%)	7 (5%)	2 (2%)	12	39
51	M5	201/203 (99%)	186 (92%)	8 (4%)	7 (4%)	4	17
51	m5	201/203 (99%)	179 (89%)	16 (8%)	6 (3%)	5	20
52	M6	195/198 (98%)	183 (94%)	7 (4%)	5 (3%)	6	24
52	m6	195/198 (98%)	184 (94%)	8 (4%)	3 (2%)	12	39
53	M7	181/183 (99%)	156 (86%)	17 (9%)	8 (4%)	3	11
53	m7	153/183 (84%)	136 (89%)	16 (10%)	1 (1%)	25	60
54	M8	183/185 (99%)	166 (91%)	12 (7%)	5 (3%)	6	23
54	m8	183/185 (99%)	161 (88%)	15 (8%)	7 (4%)	4	15
55	M9	186/188 (99%)	177 (95%)	7 (4%)	2 (1%)	17	48
55	m9	186/188 (99%)	169 (91%)	14 (8%)	3 (2%)	11	37
56	N0	170/172 (99%)	156 (92%)	10 (6%)	4 (2%)	7	27
56	n0	170/172 (99%)	158 (93%)	11 (6%)	1 (1%)	28	64
57	N1	157/159 (99%)	137 (87%)	14 (9%)	6 (4%)	4	15
57	n1	157/159 (99%)	142 (90%)	12 (8%)	3 (2%)	9	33
58	N2	98/120 (82%)	73 (74%)	19 (19%)	6 (6%)	2	5
58	n2	96/120 (80%)	79 (82%)	13 (14%)	4 (4%)	3	12
59	N3	134/136 (98%)	125 (93%)	8 (6%)	1 (1%)	25	60
59	n3	134/136 (98%)	125 (93%)	7 (5%)	2 (2%)	12	39
60	N4	96/155 (62%)	72 (75%)	15 (16%)	9 (9%)	1	1
60	n4	133/155 (86%)	113 (85%)	11 (8%)	9 (7%)	1	4
61	N5	119/141 (84%)	108 (91%)	9 (8%)	2 (2%)	11	36
61	n5	118/141 (84%)	97 (82%)	15 (13%)	6 (5%)	2	8
62	N6	124/126 (98%)	111 (90%)	7 (6%)	6 (5%)	2	10

Continued on next page...

Continued from previous page...

Mol	Chain	Analysed	Favoured	Allowed	Outliers	Percentiles	
62	n6	124/126 (98%)	109 (88%)	10 (8%)	5 (4%)	3	14
63	N7	133/135 (98%)	115 (86%)	11 (8%)	7 (5%)	2	7
63	n7	133/135 (98%)	109 (82%)	11 (8%)	13 (10%)	1	1
64	N8	146/148 (99%)	120 (82%)	18 (12%)	8 (6%)	2	7
64	n8	146/148 (99%)	129 (88%)	16 (11%)	1 (1%)	25	60
65	N9	56/58 (97%)	50 (89%)	4 (7%)	2 (4%)	4	17
65	n9	56/58 (97%)	44 (79%)	9 (16%)	3 (5%)	2	7
66	O0	95/104 (91%)	89 (94%)	4 (4%)	2 (2%)	8	30
66	o0	98/104 (94%)	88 (90%)	8 (8%)	2 (2%)	9	31
67	O1	107/112 (96%)	96 (90%)	7 (6%)	4 (4%)	4	16
67	o1	107/112 (96%)	89 (83%)	10 (9%)	8 (8%)	1	3
68	O2	125/129 (97%)	113 (90%)	11 (9%)	1 (1%)	22	57
68	o2	125/129 (97%)	108 (86%)	14 (11%)	3 (2%)	7	27
69	O3	104/106 (98%)	99 (95%)	4 (4%)	1 (1%)	18	51
69	o3	104/106 (98%)	95 (91%)	6 (6%)	3 (3%)	5	21
70	O4	110/119 (92%)	102 (93%)	7 (6%)	1 (1%)	20	54
70	o4	110/119 (92%)	102 (93%)	5 (4%)	3 (3%)	6	23
71	O5	117/119 (98%)	104 (89%)	9 (8%)	4 (3%)	4	18
71	o5	117/119 (98%)	105 (90%)	10 (8%)	2 (2%)	11	36
72	O6	97/99 (98%)	78 (80%)	13 (13%)	6 (6%)	2	5
72	o6	97/99 (98%)	84 (87%)	5 (5%)	8 (8%)	1	2
73	O7	85/87 (98%)	74 (87%)	11 (13%)	0	100	100
73	o7	85/87 (98%)	74 (87%)	9 (11%)	2 (2%)	7	27
74	O8	75/77 (97%)	65 (87%)	8 (11%)	2 (3%)	6	23
74	o8	75/77 (97%)	67 (89%)	5 (7%)	3 (4%)	3	14
75	O9	48/50 (96%)	43 (90%)	5 (10%)	0	100	100
75	o9	48/50 (96%)	45 (94%)	2 (4%)	1 (2%)	8	30
76	Q0	50/52 (96%)	46 (92%)	2 (4%)	2 (4%)	3	14
76	q0	50/52 (96%)	49 (98%)	0	1 (2%)	9	31
77	Q1	23/25 (92%)	22 (96%)	1 (4%)	0	100	100
77	q1	23/25 (92%)	21 (91%)	2 (9%)	0	100	100

Continued on next page...

Continued from previous page...

Mol	Chain	Analysed	Favoured	Allowed	Outliers	Percentiles	
78	Q2	103/105 (98%)	89 (86%)	9 (9%)	5 (5%)	2	9
78	q2	103/105 (98%)	94 (91%)	7 (7%)	2 (2%)	9	33
79	Q3	89/91 (98%)	81 (91%)	6 (7%)	2 (2%)	8	29
79	q3	89/91 (98%)	81 (91%)	6 (7%)	2 (2%)	8	29
80	e0	60/62 (97%)	51 (85%)	5 (8%)	4 (7%)	1	4
81	e1	74/76 (97%)	37 (50%)	18 (24%)	19 (26%)	0	0
83	p0	139/311 (45%)	114 (82%)	21 (15%)	4 (3%)	5	21
All	All	22333/24141 (92%)	18964 (85%)	2226 (10%)	1143 (5%)	2	8

All (1143) Ramachandran outliers are listed below:

Mol	Chain	Res	Type
2	S0	4	PRO
2	S0	30	GLN
2	S0	39	ASN
2	S0	95	ALA
2	S0	158	VAL
2	S0	191	ARG
3	S1	49	ASN
3	S1	81	PHE
3	S1	206	PRO
3	S1	221	PRO
5	S3	62	ASN
5	S3	93	ASP
5	S3	216	PRO
5	S3	220	PRO
6	S4	80	THR
6	S4	104	ASP
7	S5	26	ALA
7	S5	39	GLU
7	S5	43	PHE
7	S5	63	GLN
8	S6	122	GLU
8	S6	154	ARG
8	S6	173	PRO
8	S6	174	LYS
9	S7	31	SER
9	S7	64	VAL
9	S7	111	LYS
9	S7	112	ARG

Continued on next page...

Continued from previous page...

Mol	Chain	Res	Type
9	S7	131	PHE
9	S7	155	ASP
10	S8	22	ARG
10	S8	81	VAL
10	S8	120	THR
10	S8	149	SER
10	S8	152	ILE
11	S9	134	ILE
11	S9	150	LEU
12	C0	54	TYR
12	C0	85	HIS
12	C0	87	VAL
12	C0	88	PRO
13	C1	7	VAL
13	C1	29	LYS
13	C1	139	VAL
14	C2	101	ALA
14	C2	115	VAL
14	C2	126	TRP
14	C2	130	THR
15	C3	22	ALA
15	C3	27	LYS
16	C4	42	VAL
16	C4	50	ALA
16	C4	124	ASP
16	C4	125	SER
16	C4	126	THR
18	C6	58	ASP
19	C7	85	VAL
19	C7	86	PRO
19	C7	88	VAL
19	C7	124	VAL
20	C8	14	ILE
20	C8	60	GLU
20	C8	61	LEU
20	C8	82	PRO
20	C8	83	ALA
20	C8	91	ASP
20	C8	92	ILE
21	C9	53	TRP
22	D0	17	GLN
24	D2	66	ASN

Continued on next page...

Continued from previous page...

Mol	Chain	Res	Type
24	D2	127	GLY
25	D3	5	LYS
25	D3	92	CYS
25	D3	114	LYS
25	D3	125	VAL
25	D3	131	SER
25	D3	137	LYS
25	D3	144	ARG
26	D4	35	VAL
27	D5	43	ASP
27	D5	44	GLN
27	D5	56	THR
27	D5	71	ILE
28	D6	45	VAL
28	D6	82	ARG
28	D6	84	VAL
28	D6	85	ARG
29	D7	38	PRO
31	D9	8	PHE
32	E0	47	VAL
33	E1	98	VAL
33	E1	102	VAL
33	E1	103	LEU
33	E1	138	ARG
34	SR	24	ALA
34	SR	114	ASP
34	SR	155	ARG
34	SR	161	LYS
34	SR	203	THR
35	SM	52	PRO
35	SM	87	THR
35	SM	140	ASP
35	SM	166	VAL
35	SM	167	PRO
39	L2	144	ASN
40	L3	3	HIS
40	L3	5	LYS
40	L3	140	ASP
40	L3	347	SER
41	L4	4	PRO
41	L4	130	ALA
41	L4	268	ALA

Continued on next page...

Continued from previous page...

Mol	Chain	Res	Type
41	L4	269	SER
41	L4	270	SER
41	L4	311	HIS
41	L4	320	ASN
42	L5	215	ASP
42	L5	233	ALA
42	L5	234	ASP
42	L5	258	LYS
44	L7	24	GLU
44	L7	26	VAL
44	L7	164	SER
45	L8	25	PRO
45	L8	36	ILE
45	L8	157	VAL
46	L9	50	ASN
47	M0	211	ARG
47	M0	219	ALA
47	M0	220	GLN
48	M1	9	MET
48	M1	24	GLY
48	M1	74	PRO
48	M1	165	GLN
49	M3	47	ALA
50	M4	8	LYS
50	M4	9	ALA
50	M4	136	ALA
51	M5	74	PRO
51	M5	144	ARG
52	M6	111	PRO
52	M6	182	ASN
53	M7	157	VAL
54	M8	99	THR
56	N0	167	ARG
57	N1	124	VAL
57	N1	159	PHE
58	N2	31	ALA
58	N2	51	GLY
58	N2	60	GLY
59	N3	82	ALA
60	N4	81	PRO
60	N4	97	LYS
61	N5	44	PRO

Continued on next page...

Continued from previous page...

Mol	Chain	Res	Type
61	N5	45	LYS
62	N6	52	ARG
62	N6	84	LYS
63	N7	3	LYS
63	N7	125	GLY
63	N7	128	GLN
64	N8	57	GLY
64	N8	76	ASP
64	N8	93	SER
67	O1	84	ASP
71	O5	119	LYS
72	O6	33	ALA
72	O6	98	ARG
74	O8	8	ILE
76	Q0	78	ILE
78	Q2	94	GLY
78	Q2	100	LYS
2	s0	4	PRO
2	s0	158	VAL
2	s0	186	GLY
2	s0	189	VAL
2	s0	206	ASP
3	s1	206	PRO
4	s2	91	ARG
4	s2	92	ALA
4	s2	107	SER
5	s3	61	GLU
5	s3	211	PRO
5	s3	216	PRO
5	s3	217	ILE
5	s3	220	PRO
6	s4	24	SER
6	s4	195	ILE
6	s4	196	VAL
7	s5	28	PRO
7	s5	36	ALA
7	s5	43	PHE
7	s5	184	PHE
8	s6	25	ARG
8	s6	122	GLU
8	s6	173	PRO
9	s7	30	SER

Continued on next page...

Continued from previous page...

Mol	Chain	Res	Type
9	s7	64	VAL
9	s7	67	LEU
9	s7	131	PHE
9	s7	185	ILE
11	s9	117	GLY
12	c0	2	LEU
12	c0	83	PRO
12	c0	88	PRO
12	c0	92	ILE
12	c0	97	PRO
13	c1	28	SER
13	c1	114	ALA
13	c1	144	ALA
14	c2	22	VAL
15	c3	19	SER
15	c3	66	ILE
15	c3	87	ASP
16	c4	50	ALA
16	c4	124	ASP
16	c4	126	THR
16	c4	132	ARG
17	c5	51	SER
17	c5	52	LYS
17	c5	68	PRO
17	c5	125	PRO
17	c5	126	VAL
17	c5	127	ARG
18	c6	42	GLU
18	c6	116	LEU
19	c7	67	ARG
19	c7	88	VAL
20	c8	91	ASP
20	c8	92	ILE
20	c8	145	ARG
21	c9	29	GLU
21	c9	34	VAL
21	c9	142	GLU
22	d0	15	GLN
22	d0	49	ASN
22	d0	51	VAL
22	d0	52	LYS
22	d0	119	ALA

Continued on next page...

Continued from previous page...

Mol	Chain	Res	Type
22	d0	120	SER
25	d3	131	SER
26	d4	30	PRO
26	d4	33	ALA
27	d5	85	LYS
27	d5	104	ALA
28	d6	63	ALA
29	d7	38	PRO
29	d7	59	CYS
30	d8	33	LEU
30	d8	61	ARG
31	d9	6	VAL
31	d9	7	TRP
80	e0	60	PRO
81	e1	83	LYS
81	e1	84	VAL
81	e1	87	THR
81	e1	92	LYS
81	e1	98	VAL
81	e1	102	VAL
81	e1	103	LEU
81	e1	106	TYR
34	sR	4	ASN
34	sR	163	ASP
34	sR	165	ASP
35	sM	47	ALA
39	l2	194	ASN
40	l3	140	ASP
40	l3	347	SER
41	l4	90	PHE
41	l4	302	ALA
41	l4	311	HIS
41	l4	329	PRO
41	l4	330	TYR
41	l4	338	LYS
41	l4	339	LEU
42	l5	260	PHE
42	l5	270	LYS
43	l6	97	ASN
43	l6	98	VAL
45	l8	25	PRO
45	l8	34	PHE

Continued on next page...

Continued from previous page...

Mol	Chain	Res	Type
45	l8	79	GLN
45	l8	120	LYS
45	l8	122	LYS
47	m0	3	ARG
47	m0	195	ALA
47	m0	219	ALA
48	m1	8	PRO
48	m1	10	ARG
48	m1	39	GLN
48	m1	108	GLU
49	m3	47	ALA
49	m3	51	LEU
49	m3	129	ASN
49	m3	134	GLU
49	m3	152	THR
50	m4	136	ALA
51	m5	184	LYS
52	m6	16	VAL
52	m6	110	PRO
54	m8	41	ASP
54	m8	99	THR
56	n0	2	ALA
57	n1	122	GLN
57	n1	135	PRO
59	n3	42	SER
60	n4	26	SER
60	n4	76	VAL
61	n5	24	LEU
62	n6	45	ILE
62	n6	83	ASP
62	n6	126	LEU
63	n7	5	LEU
65	n9	21	ILE
65	n9	23	LYS
65	n9	39	PHE
67	o1	7	VAL
67	o1	45	GLY
68	o2	5	PRO
69	o3	88	ASN
70	o4	79	SER
72	o6	30	LYS
72	o6	33	ALA

Continued on next page...

Continued from previous page...

Mol	Chain	Res	Type
72	o6	98	ARG
2	S0	5	ALA
2	S0	195	TRP
3	S1	35	PRO
3	S1	51	SER
3	S1	58	SER
3	S1	63	GLY
3	S1	79	HIS
3	S1	82	ARG
3	S1	116	LYS
3	S1	117	TRP
3	S1	148	ASN
3	S1	154	SER
3	S1	177	GLN
3	S1	179	SER
3	S1	209	ASN
3	S1	218	LEU
4	S2	91	ARG
4	S2	107	SER
5	S3	143	ARG
6	S4	12	LEU
6	S4	26	CYS
6	S4	164	LEU
6	S4	195	ILE
7	S5	35	GLN
7	S5	45	LYS
7	S5	101	GLY
7	S5	127	GLN
7	S5	150	GLY
7	S5	153	GLY
7	S5	154	ALA
8	S6	146	GLY
8	S6	165	GLY
9	S7	5	GLN
9	S7	73	VAL
9	S7	98	ILE
9	S7	156	SER
10	S8	82	VAL
10	S8	105	ASP
10	S8	153	GLU
11	S9	121	SER
12	C0	60	SER

Continued on next page...

Continued from previous page...

Mol	Chain	Res	Type
13	C1	55	ASP
13	C1	89	ALA
13	C1	140	VAL
13	C1	145	ALA
14	C2	54	ARG
14	C2	55	GLY
14	C2	91	VAL
14	C2	93	ASP
14	C2	106	ILE
16	C4	51	ASP
16	C4	123	SER
17	C5	54	ALA
18	C6	97	VAL
19	C7	115	LEU
20	C8	7	GLU
20	C8	25	ASN
20	C8	145	ARG
21	C9	69	LYS
23	D1	49	GLU
24	D2	83	ILE
25	D3	8	GLY
25	D3	112	LYS
25	D3	124	VAL
26	D4	4	ALA
26	D4	5	VAL
27	D5	55	PRO
28	D6	10	ARG
28	D6	18	VAL
28	D6	47	ALA
28	D6	61	GLU
28	D6	63	ALA
28	D6	75	VAL
28	D6	86	VAL
29	D7	62	ILE
33	E1	110	ALA
33	E1	111	GLU
33	E1	128	ALA
34	SR	201	THR
34	SR	231	MET
35	SM	86	ASN
35	SM	89	ARG
35	SM	102	THR

Continued on next page...

Continued from previous page...

Mol	Chain	Res	Type
35	SM	139	GLU
35	SM	172	VAL
39	L2	250	GLN
40	L3	138	ALA
40	L3	139	GLN
40	L3	155	ALA
40	L3	351	LEU
41	L4	15	ALA
41	L4	190	GLY
41	L4	291	ASN
42	L5	57	ASN
42	L5	253	PHE
42	L5	260	PHE
43	L6	98	VAL
44	L7	160	ARG
45	L8	39	ALA
45	L8	78	PHE
45	L8	120	LYS
46	L9	190	ASP
49	M3	76	THR
50	M4	135	LEU
51	M5	75	VAL
51	M5	184	LYS
52	M6	16	VAL
52	M6	183	ALA
53	M7	179	GLN
53	M7	182	ILE
54	M8	147	ARG
55	M9	53	LYS
58	N2	11	ILE
58	N2	32	SER
60	N4	16	GLY
60	N4	64	THR
62	N6	53	ASP
62	N6	126	LEU
63	N7	35	SER
64	N8	47	LYS
64	N8	66	ALA
67	O1	6	ASP
68	O2	127	ALA
70	O4	77	GLY
71	O5	97	ALA

Continued on next page...

Continued from previous page...

Mol	Chain	Res	Type
72	O6	28	TYR
74	O8	35	GLY
78	Q2	15	LYS
2	s0	44	GLY
2	s0	68	PRO
2	s0	95	ALA
2	s0	103	THR
3	s1	93	GLY
3	s1	106	THR
3	s1	147	ALA
3	s1	179	SER
3	s1	223	PHE
4	s2	93	GLY
4	s2	163	GLY
5	s3	180	GLY
5	s3	203	PRO
6	s4	12	LEU
6	s4	57	ASN
6	s4	95	THR
6	s4	163	ASP
6	s4	164	LEU
7	s5	37	GLN
7	s5	39	GLU
7	s5	54	LYS
7	s5	58	LEU
7	s5	153	GLY
7	s5	204	GLY
8	s6	68	LEU
10	s8	62	THR
11	s9	134	ILE
11	s9	167	ALA
11	s9	183	ALA
12	c0	23	ALA
14	c2	45	LEU
14	c2	58	LEU
14	c2	89	ILE
14	c2	115	VAL
14	c2	118	ALA
14	c2	119	SER
15	c3	22	ALA
15	c3	29	SER
15	c3	139	TRP

Continued on next page...

Continued from previous page...

Mol	Chain	Res	Type
16	c4	108	SER
16	c4	131	GLY
17	c5	11	VAL
17	c5	50	THR
19	c7	96	SER
19	c7	99	VAL
19	c7	116	LYS
20	c8	14	ILE
20	c8	60	GLU
20	c8	61	LEU
21	c9	33	TYR
22	d0	17	GLN
22	d0	118	VAL
26	d4	35	VAL
26	d4	58	PHE
27	d5	87	GLY
29	d7	3	LEU
29	d7	75	GLU
31	d9	5	ASN
34	sR	161	LYS
35	sM	42	ALA
35	sM	50	ASN
39	l2	250	GLN
40	l3	3	HIS
40	l3	129	ALA
40	l3	333	LYS
41	l4	24	ALA
45	l8	119	ALA
45	l8	133	LYS
45	l8	237	ILE
46	l9	144	ILE
47	m0	193	ASP
48	m1	167	TYR
49	m3	50	PRO
49	m3	135	ALA
51	m5	183	THR
53	m7	67	ILE
54	m8	91	ALA
55	m9	35	ALA
55	m9	156	ASN
58	n2	50	LEU
58	n2	51	GLY

Continued on next page...

Continued from previous page...

Mol	Chain	Res	Type
60	n4	63	ILE
60	n4	77	LYS
61	n5	38	LEU
61	n5	40	LEU
62	n6	84	LYS
62	n6	125	LYS
63	n7	16	GLY
63	n7	129	TRP
63	n7	130	PHE
63	n7	134	LEU
66	o0	46	ALA
67	o1	83	GLU
67	o1	84	ASP
68	o2	6	HIS
69	o3	91	ALA
71	o5	119	LYS
72	o6	63	ASN
74	o8	18	ALA
76	q0	78	ILE
83	p0	47	GLY
83	p0	93	LEU
2	S0	49	ASN
2	S0	72	ASP
2	S0	189	VAL
2	S0	192	THR
2	S0	205	ARG
3	S1	26	ARG
3	S1	93	GLY
4	S2	147	ASN
4	S2	148	LEU
5	S3	218	LEU
6	S4	77	ARG
7	S5	58	LEU
7	S5	64	VAL
7	S5	156	ARG
8	S6	148	SER
9	S7	32	PRO
9	S7	36	ALA
9	S7	85	PHE
10	S8	40	ALA
10	S8	41	LYS
10	S8	52	ASN

Continued on next page...

Continued from previous page...

Mol	Chain	Res	Type
11	S9	164	PHE
11	S9	169	PRO
12	C0	81	ASN
13	C1	4	GLU
13	C1	30	ARG
13	C1	75	VAL
13	C1	154	ALA
14	C2	21	GLU
14	C2	22	VAL
14	C2	107	ASP
14	C2	119	SER
14	C2	129	GLU
14	C2	131	ASP
15	C3	3	ARG
15	C3	10	GLY
16	C4	18	ARG
16	C4	40	ALA
16	C4	114	ARG
17	C5	24	LYS
17	C5	25	LEU
17	C5	51	SER
17	C5	101	ALA
17	C5	125	PRO
20	C8	144	ARG
21	C9	50	ALA
23	D1	6	GLY
25	D3	41	SER
25	D3	109	ARG
25	D3	138	GLU
26	D4	34	ASN
26	D4	58	PHE
27	D5	39	ALA
27	D5	42	LEU
27	D5	97	LYS
28	D6	46	GLU
28	D6	65	PRO
28	D6	97	PRO
30	D8	14	LYS
30	D8	36	THR
32	E0	51	ASN
33	E1	87	THR
34	SR	98	GLU

Continued on next page...

Continued from previous page...

Mol	Chain	Res	Type
34	SR	117	LYS
34	SR	160	GLU
34	SR	242	SER
34	SR	318	ALA
35	SM	42	ALA
35	SM	88	ARG
35	SM	101	ASP
35	SM	153	ASP
35	SM	174	LEU
40	L3	136	LYS
40	L3	142	ALA
40	L3	385	LYS
41	L4	16	THR
41	L4	233	LEU
41	L4	339	LEU
41	L4	361	HIS
42	L5	58	LYS
42	L5	137	ASP
42	L5	252	ALA
42	L5	259	LYS
42	L5	295	GLY
44	L7	25	GLN
45	L8	112	GLU
46	L9	42	ASP
47	M0	113	GLN
47	M0	187	ALA
48	M1	8	PRO
48	M1	94	ARG
48	M1	114	ILE
48	M1	167	TYR
50	M4	10	SER
51	M5	145	ASP
53	M7	160	ALA
53	M7	161	ALA
53	M7	164	LYS
54	M8	98	LYS
56	N0	142	GLN
57	N1	114	ALA
57	N1	123	GLY
58	N2	44	GLU
60	N4	76	VAL
62	N6	83	ASP

Continued on next page...

Continued from previous page...

Mol	Chain	Res	Type
65	N9	25	LYS
67	O1	82	GLU
71	O5	96	GLU
72	O6	3	VAL
72	O6	34	SER
79	Q3	51	ALA
2	s0	8	ASP
2	s0	14	ALA
2	s0	94	GLY
2	s0	185	ARG
3	s1	26	ARG
3	s1	129	THR
3	s1	154	SER
3	s1	232	HIS
5	s3	45	LYS
5	s3	60	GLY
5	s3	90	ARG
5	s3	93	ASP
6	s4	245	LYS
7	s5	29	ILE
7	s5	60	ASP
7	s5	100	ASN
8	s6	70	PRO
9	s7	32	PRO
10	s8	101	ILE
11	s9	121	SER
11	s9	162	SER
12	c0	3	MET
12	c0	24	LYS
12	c0	82	LEU
13	c1	55	ASP
14	c2	87	PRO
14	c2	90	LYS
14	c2	101	ALA
14	c2	108	ARG
17	c5	8	LYS
17	c5	17	TYR
19	c7	63	LYS
19	c7	97	ASN
19	c7	98	GLY
19	c7	120	SER
22	d0	96	PRO

Continued on next page...

Continued from previous page...

Mol	Chain	Res	Type
26	d4	53	ASP
28	d6	34	LYS
28	d6	46	GLU
80	e0	54	ARG
81	e1	107	LYS
81	e1	127	GLY
81	e1	128	ALA
81	e1	136	LYS
34	sR	96	THR
35	sM	46	LYS
35	sM	63	ASP
35	sM	78	ASP
35	sM	172	VAL
39	l2	56	ALA
39	l2	80	GLU
39	l2	142	ASP
40	l3	155	ALA
40	l3	293	ASN
41	l4	5	GLN
41	l4	145	ILE
41	l4	232	SER
44	l7	191	VAL
45	l8	81	THR
45	l8	121	SER
45	l8	203	VAL
47	m0	175	ASN
47	m0	207	GLU
49	m3	60	ALA
49	m3	193	ALA
51	m5	81	TYR
54	m8	183	GLY
60	n4	127	LYS
61	n5	44	PRO
61	n5	47	ALA
63	n7	6	LYS
63	n7	125	GLY
67	o1	85	ALA
67	o1	86	LYS
70	o4	82	ALA
72	o6	34	SER
73	o7	85	LYS
73	o7	86	ALA

Continued on next page...

Continued from previous page...

Mol	Chain	Res	Type
2	S0	103	THR
2	S0	185	ARG
2	S0	194	PRO
3	S1	54	LEU
3	S1	132	ASP
3	S1	147	ALA
3	S1	158	SER
3	S1	224	ASP
4	S2	150	GLN
5	S3	217	ILE
6	S4	245	LYS
7	S5	21	THR
7	S5	51	VAL
7	S5	65	ARG
7	S5	204	GLY
8	S6	152	ASP
9	S7	30	SER
9	S7	84	LYS
9	S7	133	THR
9	S7	134	GLU
9	S7	186	PRO
10	S8	9	HIS
10	S8	199	LYS
11	S9	98	ALA
11	S9	120	LYS
11	S9	163	PRO
13	C1	72	THR
14	C2	25	GLU
14	C2	66	VAL
14	C2	87	PRO
14	C2	108	ARG
14	C2	112	ALA
15	C3	28	LEU
17	C5	52	LYS
17	C5	69	GLU
18	C6	113	ASP
19	C7	6	THR
19	C7	83	GLN
19	C7	113	LEU
20	C8	8	GLN
21	C9	35	ASP
22	D0	18	GLN

Continued on next page...

Continued from previous page...

Mol	Chain	Res	Type
22	D0	21	LYS
23	D1	12	TYR
23	D1	81	ASN
27	D5	41	ILE
28	D6	64	LEU
33	E1	118	ARG
33	E1	137	ASP
33	E1	148	TYR
34	SR	4	ASN
34	SR	22	SER
34	SR	51	ASP
34	SR	112	SER
34	SR	163	ASP
34	SR	237	GLN
34	SR	244	ALA
34	SR	270	LEU
35	SM	53	ARG
41	L4	232	SER
42	L5	93	THR
42	L5	115	LEU
42	L5	230	ASP
42	L5	296	GLN
45	L8	117	ALA
45	L8	169	LEU
47	M0	194	GLY
48	M1	73	GLY
48	M1	117	ASP
48	M1	148	VAL
49	M3	134	GLU
49	M3	136	GLU
50	M4	28	SER
51	M5	94	TYR
56	N0	2	ALA
57	N1	125	ALA
60	N4	87	LEU
60	N4	96	LEU
62	N6	92	GLY
63	N7	102	GLU
63	N7	103	GLN
64	N8	96	LYS
72	O6	21	THR
76	Q0	79	GLU

Continued on next page...

Continued from previous page...

Mol	Chain	Res	Type
79	Q3	7	LYS
2	s0	10	THR
2	s0	139	VAL
3	s1	82	ARG
4	s2	95	ARG
4	s2	106	ASP
4	s2	150	GLN
4	s2	235	LEU
4	s2	238	SER
5	s3	59	LEU
6	s4	90	ILE
6	s4	202	ASP
7	s5	35	GLN
7	s5	57	SER
8	s6	165	GLY
9	s7	11	GLN
10	s8	137	LYS
10	s8	199	LYS
11	s9	168	ARG
12	c0	35	ILE
13	c1	7	VAL
13	c1	61	THR
14	c2	103	LEU
14	c2	106	ILE
15	c3	140	LYS
16	c4	12	GLN
16	c4	37	GLU
16	c4	92	LYS
16	c4	114	ARG
16	c4	125	SER
17	c5	10	ARG
18	c6	4	VAL
19	c7	62	GLN
19	c7	86	PRO
21	c9	119	LYS
28	d6	59	TYR
31	d9	11	PRO
80	e0	47	VAL
80	e0	61	SER
81	e1	85	TYR
81	e1	100	LEU
34	sR	149	ASP

Continued on next page...

Continued from previous page...

Mol	Chain	Res	Type
34	sR	318	ALA
35	sM	43	ASP
35	sM	77	THR
35	sM	121	LYS
39	l2	215	ASN
41	l4	15	ALA
41	l4	146	PRO
41	l4	304	GLN
42	l5	123	GLU
43	l6	10	TYR
44	l7	28	ALA
45	l8	39	ALA
45	l8	69	LEU
45	l8	82	LEU
45	l8	114	ALA
45	l8	115	ALA
45	l8	117	ALA
45	l8	123	GLN
46	l9	2	LYS
47	m0	187	ALA
48	m1	153	LYS
49	m3	93	ILE
50	m4	3	THR
54	m8	98	LYS
54	m8	171	LYS
57	n1	121	ALA
59	n3	41	GLY
60	n4	72	SER
63	n7	56	LYS
63	n7	127	ASN
68	o2	124	GLY
71	o5	99	GLN
74	o8	17	ARG
75	o9	3	ALA
78	q2	78	LYS
79	q3	4	ARG
83	p0	198	PRO
3	S1	176	VAL
3	S1	202	LYS
4	S2	92	ALA
4	S2	248	SER
8	S6	69	LEU

Continued on next page...

Continued from previous page...

Mol	Chain	Res	Type
10	S8	10	LYS
10	S8	59	ARG
12	C0	92	ILE
13	C1	3	THR
14	C2	53	THR
15	C3	12	SER
18	C6	59	LYS
19	C7	23	LYS
23	D1	10	GLU
25	D3	37	ALA
25	D3	40	SER
25	D3	97	ASP
28	D6	36	ILE
28	D6	62	TYR
29	D7	57	GLU
30	D8	61	ARG
33	E1	84	VAL
33	E1	93	HIS
33	E1	94	LYS
33	E1	127	GLY
34	SR	3	SER
34	SR	153	GLN
35	SM	12	VAL
35	SM	17	VAL
35	SM	155	LEU
40	L3	4	ARG
40	L3	317	ILE
41	L4	5	GLN
41	L4	146	PRO
41	L4	338	LYS
42	L5	6	ASP
43	L6	132	ALA
44	L7	178	ILE
45	L8	79	GLN
47	M0	218	ALA
48	M1	11	ASP
48	M1	95	ASN
50	M4	6	ILE
53	M7	163	LYS
54	M8	162	ALA
55	M9	130	ASN
56	N0	50	LYS

Continued on next page...

Continued from previous page...

Mol	Chain	Res	Type
57	N1	18	ASP
63	N7	36	HIS
64	N8	56	VAL
64	N8	117	ARG
65	N9	21	ILE
69	O3	59	VAL
78	Q2	34	SER
3	s1	22	ASP
3	s1	233	GLY
4	s2	83	ILE
5	s3	44	THR
6	s4	104	ASP
6	s4	168	LYS
7	s5	56	ALA
7	s5	127	GLN
9	s7	13	PRO
9	s7	111	LYS
12	c0	20	VAL
12	c0	30	ALA
14	c2	39	ASP
14	c2	82	PRO
14	c2	107	ASP
15	c3	60	VAL
17	c5	69	GLU
17	c5	132	GLY
18	c6	97	VAL
23	d1	10	GLU
27	d5	44	GLN
27	d5	103	ARG
28	d6	13	LYS
81	e1	81	LYS
81	e1	131	PHE
81	e1	148	TYR
34	sR	281	TYR
35	sM	36	ASP
35	sM	64	LYS
35	sM	120	GLU
41	l4	328	ASN
41	l4	342	LYS
45	l8	112	GLU
45	l8	124	ASP
46	l9	167	VAL

Continued on next page...

Continued from previous page...

Mol	Chain	Res	Type
47	m0	101	LYS
48	m1	114	ILE
48	m1	117	ASP
49	m3	76	THR
49	m3	150	PRO
51	m5	68	ARG
52	m6	111	PRO
55	m9	155	LEU
60	n4	71	ARG
60	n4	83	THR
61	n5	25	LYS
63	n7	36	HIS
63	n7	91	ALA
64	n8	120	ASN
67	o1	47	ASP
67	o1	82	GLU
70	o4	78	GLY
79	q3	51	ALA
83	p0	33	VAL
3	S1	21	VAL
3	S1	55	LYS
3	S1	210	ILE
4	S2	235	LEU
5	S3	64	ARG
6	S4	200	ARG
11	S9	167	ALA
14	C2	128	ALA
16	C4	75	GLY
21	C9	31	PRO
21	C9	39	THR
26	D4	60	PHE
26	D4	97	ALA
28	D6	15	ARG
28	D6	59	TYR
34	SR	113	VAL
34	SR	162	ALA
34	SR	229	LYS
35	SM	82	THR
35	SM	154	TYR
41	L4	131	VAL
44	L7	91	GLY
54	M8	183	GLY

Continued on next page...

Continued from previous page...

Mol	Chain	Res	Type
66	O0	96	GLY
67	O1	7	VAL
71	O5	75	TYR
78	Q2	17	CYS
3	s1	207	LEU
5	s3	219	ALA
6	s4	30	ARG
6	s4	171	ASP
7	s5	21	THR
10	s8	78	ILE
10	s8	136	SER
11	s9	110	GLN
13	c1	129	ARG
18	c6	40	GLU
20	c8	7	GLU
28	d6	8	ASN
28	d6	35	ALA
29	d7	62	ILE
81	e1	137	ASP
34	sR	15	GLY
34	sR	146	GLY
35	sM	84	LYS
35	sM	166	VAL
40	l3	141	GLY
40	l3	187	SER
40	l3	386	ASP
41	l4	71	VAL
41	l4	190	GLY
42	l5	125	VAL
45	l8	196	ALA
51	m5	74	PRO
58	n2	48	GLY
60	n4	64	THR
63	n7	28	PRO
63	n7	103	GLN
72	o6	3	VAL
72	o6	64	SER
78	q2	33	ALA
6	S4	193	GLY
6	S4	204	GLY
17	C5	11	VAL
18	C6	40	GLU

Continued on next page...

Continued from previous page...

Mol	Chain	Res	Type
23	D1	46	ILE
34	SR	271	VAL
39	L2	98	VAL
51	M5	89	VAL
2	s0	31	VAL
5	s3	115	ILE
17	c5	48	GLY
18	c6	39	VAL
21	c9	100	ILE
81	e1	112	GLY
44	l7	178	ILE
48	m1	7	ASN
51	m5	76	PRO
58	n2	27	VAL
72	o6	31	GLY
23	D1	82	VAL
32	E0	50	VAL
42	L5	125	VAL
45	L8	163	VAL
46	L9	13	PRO
52	M6	110	PRO
53	M7	84	PRO
60	N4	24	GLY
60	N4	80	ARG
21	c9	3	GLY
28	d6	58	VAL
34	sR	194	GLY
41	l4	301	PRO
74	o8	37	PRO
2	S0	139	VAL
8	S6	70	PRO
8	S6	123	GLY
9	S7	13	PRO
31	D9	6	VAL
34	SR	28	GLY
45	L8	135	GLY
11	s9	5	PRO
14	c2	66	VAL
15	c3	65	VAL
47	m0	204	GLY
69	o3	59	VAL
3	S1	48	VAL

Continued on next page...

Continued from previous page...

Mol	Chain	Res	Type
13	C1	113	PRO
17	C5	68	PRO
34	SR	105	GLY
66	O0	100	ILE
8	s6	69	LEU
14	c2	91	VAL
15	c3	37	ILE
16	c4	48	VAL
24	d2	6	VAL
34	sR	49	GLY
43	l6	171	PRO
54	m8	84	VAL
66	o0	10	ILE
3	S1	22	ASP
22	D0	51	VAL
27	D5	88	ILE
30	D8	20	GLY
40	L3	185	GLY
48	M1	23	VAL
2	s0	111	ILE
7	s5	59	VAL
11	s9	185	GLY
18	C6	41	PRO

5.3.2 Protein sidechains ⓘ

In the following table, the Percentiles column shows the percent sidechain outliers of the chain as a percentile score with respect to all X-ray entries followed by that with respect to entries of similar resolution.

The Analysed column shows the number of residues for which the sidechain conformation was analysed, and the total number of residues.

Mol	Chain	Analysed	Rotameric	Outliers	Percentiles	
2	S0	164/209 (78%)	130 (79%)	34 (21%)	1	4
2	s0	165/209 (79%)	138 (84%)	27 (16%)	2	8
3	S1	191/223 (86%)	159 (83%)	32 (17%)	2	7
3	s1	192/223 (86%)	162 (84%)	30 (16%)	3	9
4	S2	176/204 (86%)	140 (80%)	36 (20%)	1	4
4	s2	176/204 (86%)	137 (78%)	39 (22%)	1	3

Continued on next page...

Continued from previous page...

Mol	Chain	Analysed	Rotameric	Outliers	Percentiles	
5	S3	182/194 (94%)	142 (78%)	40 (22%)	1	3
5	s3	182/194 (94%)	145 (80%)	37 (20%)	1	4
6	S4	221/221 (100%)	178 (80%)	43 (20%)	1	5
6	s4	221/221 (100%)	179 (81%)	42 (19%)	2	5
7	S5	173/190 (91%)	148 (86%)	25 (14%)	4	11
7	s5	173/190 (91%)	144 (83%)	29 (17%)	2	7
8	S6	188/201 (94%)	150 (80%)	38 (20%)	1	4
8	s6	187/201 (93%)	155 (83%)	32 (17%)	2	7
9	S7	165/169 (98%)	127 (77%)	38 (23%)	1	2
9	s7	165/169 (98%)	136 (82%)	29 (18%)	2	6
10	S8	150/161 (93%)	128 (85%)	22 (15%)	3	11
10	s8	150/161 (93%)	126 (84%)	24 (16%)	3	8
11	S9	158/165 (96%)	122 (77%)	36 (23%)	1	3
11	s9	158/165 (96%)	123 (78%)	35 (22%)	1	3
12	C0	77/98 (79%)	62 (80%)	15 (20%)	1	5
12	c0	73/98 (74%)	63 (86%)	10 (14%)	4	12
13	C1	129/136 (95%)	108 (84%)	21 (16%)	3	8
13	c1	129/136 (95%)	105 (81%)	24 (19%)	2	5
14	C2	88/118 (75%)	67 (76%)	21 (24%)	1	2
14	c2	88/118 (75%)	70 (80%)	18 (20%)	1	4
15	C3	127/127 (100%)	106 (84%)	21 (16%)	2	8
15	c3	127/127 (100%)	103 (81%)	24 (19%)	2	5
16	C4	81/104 (78%)	58 (72%)	23 (28%)	0	1
16	c4	97/104 (93%)	75 (77%)	22 (23%)	1	3
17	C5	101/117 (86%)	86 (85%)	15 (15%)	3	10
17	c5	103/117 (88%)	85 (82%)	18 (18%)	2	6
18	C6	117/118 (99%)	97 (83%)	20 (17%)	2	7
18	c6	118/118 (100%)	95 (80%)	23 (20%)	1	5
19	C7	94/124 (76%)	73 (78%)	21 (22%)	1	3
19	c7	92/124 (74%)	77 (84%)	15 (16%)	3	8
20	C8	128/128 (100%)	102 (80%)	26 (20%)	1	4

Continued on next page...

Continued from previous page...

Mol	Chain	Analysed	Rotameric	Outliers	Percentiles	
20	c8	128/128 (100%)	98 (77%)	30 (23%)	1	2
21	C9	115/115 (100%)	95 (83%)	20 (17%)	2	7
21	c9	115/115 (100%)	96 (84%)	19 (16%)	2	8
22	D0	100/113 (88%)	76 (76%)	24 (24%)	1	2
22	d0	103/113 (91%)	81 (79%)	22 (21%)	1	3
23	D1	74/74 (100%)	61 (82%)	13 (18%)	2	6
23	d1	74/74 (100%)	60 (81%)	14 (19%)	2	5
24	D2	110/110 (100%)	88 (80%)	22 (20%)	1	4
24	d2	110/110 (100%)	96 (87%)	14 (13%)	5	15
25	D3	119/119 (100%)	96 (81%)	23 (19%)	1	5
25	d3	119/119 (100%)	102 (86%)	17 (14%)	4	11
26	D4	112/112 (100%)	95 (85%)	17 (15%)	3	10
26	d4	112/112 (100%)	98 (88%)	14 (12%)	5	16
27	D5	61/88 (69%)	47 (77%)	14 (23%)	1	2
27	d5	61/88 (69%)	52 (85%)	9 (15%)	3	11
28	D6	83/83 (100%)	68 (82%)	15 (18%)	2	6
28	d6	83/83 (100%)	72 (87%)	11 (13%)	4	13
29	D7	70/70 (100%)	59 (84%)	11 (16%)	3	9
29	d7	70/70 (100%)	63 (90%)	7 (10%)	9	27
30	D8	56/59 (95%)	42 (75%)	14 (25%)	1	2
30	d8	56/59 (95%)	47 (84%)	9 (16%)	3	8
31	D9	47/48 (98%)	39 (83%)	8 (17%)	2	7
31	d9	47/48 (98%)	41 (87%)	6 (13%)	5	15
32	E0	51/51 (100%)	44 (86%)	7 (14%)	4	12
33	E1	62/66 (94%)	51 (82%)	11 (18%)	2	6
34	SR	260/261 (100%)	223 (86%)	37 (14%)	4	11
34	sR	260/261 (100%)	230 (88%)	30 (12%)	6	20
35	SM	97/228 (42%)	79 (81%)	18 (19%)	2	5
35	sM	54/228 (24%)	39 (72%)	15 (28%)	0	1
39	L2	193/195 (99%)	156 (81%)	37 (19%)	1	5
39	l2	192/195 (98%)	160 (83%)	32 (17%)	2	7

Continued on next page...

Continued from previous page...

Mol	Chain	Analysed	Rotameric	Outliers	Percentiles	
40	L3	321/322 (100%)	250 (78%)	71 (22%)	1	3
40	l3	319/322 (99%)	250 (78%)	69 (22%)	1	3
41	L4	288/288 (100%)	241 (84%)	47 (16%)	3	8
41	l4	288/288 (100%)	239 (83%)	49 (17%)	2	7
42	L5	244/244 (100%)	206 (84%)	38 (16%)	3	9
42	l5	243/244 (100%)	198 (82%)	45 (18%)	2	5
43	L6	134/152 (88%)	115 (86%)	19 (14%)	4	11
43	l6	135/152 (89%)	111 (82%)	24 (18%)	2	6
44	L7	186/204 (91%)	169 (91%)	17 (9%)	11	32
44	l7	187/204 (92%)	160 (86%)	27 (14%)	4	11
45	L8	187/207 (90%)	152 (81%)	35 (19%)	2	5
45	l8	177/207 (86%)	146 (82%)	31 (18%)	2	6
46	L9	171/171 (100%)	140 (82%)	31 (18%)	2	6
46	l9	171/171 (100%)	141 (82%)	30 (18%)	2	6
47	M0	177/186 (95%)	139 (78%)	38 (22%)	1	3
47	m0	179/186 (96%)	140 (78%)	39 (22%)	1	3
48	M1	147/150 (98%)	117 (80%)	30 (20%)	1	4
48	m1	147/150 (98%)	123 (84%)	24 (16%)	3	8
49	M3	154/158 (98%)	124 (80%)	30 (20%)	1	5
49	m3	154/158 (98%)	132 (86%)	22 (14%)	4	11
50	M4	107/108 (99%)	89 (83%)	18 (17%)	2	7
50	m4	108/108 (100%)	88 (82%)	20 (18%)	2	5
51	M5	175/175 (100%)	145 (83%)	30 (17%)	2	7
51	m5	175/175 (100%)	146 (83%)	29 (17%)	2	8
52	M6	160/161 (99%)	138 (86%)	22 (14%)	4	12
52	m6	160/161 (99%)	127 (79%)	33 (21%)	1	4
53	M7	140/145 (97%)	112 (80%)	28 (20%)	1	4
53	m7	125/145 (86%)	106 (85%)	19 (15%)	3	10
54	M8	150/150 (100%)	126 (84%)	24 (16%)	3	8
54	m8	150/150 (100%)	120 (80%)	30 (20%)	1	4
55	M9	153/153 (100%)	128 (84%)	25 (16%)	3	8

Continued on next page...

Continued from previous page...

Mol	Chain	Analysed	Rotameric	Outliers	Percentiles	
55	m9	153/153 (100%)	123 (80%)	30 (20%)	1	5
56	N0	156/156 (100%)	125 (80%)	31 (20%)	1	4
56	n0	156/156 (100%)	125 (80%)	31 (20%)	1	4
57	N1	136/136 (100%)	104 (76%)	32 (24%)	1	2
57	n1	136/136 (100%)	109 (80%)	27 (20%)	1	4
58	N2	87/106 (82%)	79 (91%)	8 (9%)	11	32
58	n2	85/106 (80%)	72 (85%)	13 (15%)	3	10
59	N3	104/104 (100%)	91 (88%)	13 (12%)	5	16
59	n3	104/104 (100%)	96 (92%)	8 (8%)	15	40
60	N4	57/129 (44%)	52 (91%)	5 (9%)	12	34
60	n4	100/129 (78%)	84 (84%)	16 (16%)	3	8
61	N5	104/117 (89%)	81 (78%)	23 (22%)	1	3
61	n5	104/117 (89%)	82 (79%)	22 (21%)	1	4
62	N6	109/109 (100%)	86 (79%)	23 (21%)	1	4
62	n6	109/109 (100%)	82 (75%)	27 (25%)	1	2
63	N7	115/115 (100%)	93 (81%)	22 (19%)	2	5
63	n7	115/115 (100%)	96 (84%)	19 (16%)	2	8
64	N8	118/118 (100%)	101 (86%)	17 (14%)	4	11
64	n8	118/118 (100%)	96 (81%)	22 (19%)	2	5
65	N9	46/46 (100%)	36 (78%)	10 (22%)	1	3
65	n9	46/46 (100%)	36 (78%)	10 (22%)	1	3
66	O0	81/87 (93%)	70 (86%)	11 (14%)	4	12
66	o0	84/87 (97%)	68 (81%)	16 (19%)	2	5
67	O1	92/96 (96%)	75 (82%)	17 (18%)	2	5
67	o1	94/96 (98%)	73 (78%)	21 (22%)	1	3
68	O2	109/110 (99%)	91 (84%)	18 (16%)	2	8
68	o2	109/110 (99%)	88 (81%)	21 (19%)	1	5
69	O3	90/90 (100%)	78 (87%)	12 (13%)	4	13
69	o3	90/90 (100%)	76 (84%)	14 (16%)	3	9
70	O4	95/101 (94%)	75 (79%)	20 (21%)	1	4
70	o4	95/101 (94%)	82 (86%)	13 (14%)	4	12

Continued on next page...

Continued from previous page...

Mol	Chain	Analysed	Rotameric	Outliers	Percentiles	
71	O5	104/104 (100%)	82 (79%)	22 (21%)	1	4
71	o5	103/104 (99%)	83 (81%)	20 (19%)	1	5
72	O6	81/81 (100%)	63 (78%)	18 (22%)	1	3
72	o6	80/81 (99%)	56 (70%)	24 (30%)	0	1
73	O7	70/70 (100%)	58 (83%)	12 (17%)	2	7
73	o7	70/70 (100%)	55 (79%)	15 (21%)	1	3
74	O8	68/68 (100%)	53 (78%)	15 (22%)	1	3
74	o8	67/68 (98%)	56 (84%)	11 (16%)	2	8
75	O9	45/45 (100%)	39 (87%)	6 (13%)	4	13
75	o9	45/45 (100%)	40 (89%)	5 (11%)	7	21
76	Q0	47/47 (100%)	42 (89%)	5 (11%)	8	24
76	q0	47/47 (100%)	38 (81%)	9 (19%)	2	5
77	Q1	23/23 (100%)	15 (65%)	8 (35%)	0	0
77	q1	23/23 (100%)	17 (74%)	6 (26%)	0	2
78	Q2	90/90 (100%)	74 (82%)	16 (18%)	2	6
78	q2	90/90 (100%)	72 (80%)	18 (20%)	1	4
79	Q3	71/71 (100%)	57 (80%)	14 (20%)	1	5
79	q3	71/71 (100%)	56 (79%)	15 (21%)	1	4
80	e0	53/53 (100%)	42 (79%)	11 (21%)	1	4
81	e1	66/66 (100%)	48 (73%)	18 (27%)	0	1
83	p0	105/253 (42%)	83 (79%)	22 (21%)	1	4
All	All	18728/20239 (92%)	15327 (82%)	3401 (18%)	2	6

All (3401) residues with a non-rotameric sidechain are listed below:

Mol	Chain	Res	Type
2	S0	6	THR
2	S0	9	LEU
2	S0	27	ARG
2	S0	34	GLU
2	S0	37	VAL
2	S0	43	ASP
2	S0	47	VAL
2	S0	49	ASN
2	S0	50	VAL

Continued on next page...

Continued from previous page...

Mol	Chain	Res	Type
2	S0	52	LYS
2	S0	62	ARG
2	S0	72	ASP
2	S0	76	ILE
2	S0	84	ARG
2	S0	87	LEU
2	S0	88	LYS
2	S0	96	THR
2	S0	101	ARG
2	S0	108	THR
2	S0	111	ILE
2	S0	112	THR
2	S0	119	ARG
2	S0	122	ILE
2	S0	135	GLU
2	S0	153	SER
2	S0	154	GLU
2	S0	156	VAL
2	S0	157	ASP
2	S0	172	LEU
2	S0	177	LEU
2	S0	188	LEU
2	S0	196	SER
2	S0	198	MET
2	S0	203	PHE
3	S1	21	VAL
3	S1	25	THR
3	S1	29	TRP
3	S1	30	PHE
3	S1	42	ASN
3	S1	46	THR
3	S1	61	LEU
3	S1	67	GLU
3	S1	70	LEU
3	S1	77	GLU
3	S1	79	HIS
3	S1	81	PHE
3	S1	89	ASP
3	S1	97	LEU
3	S1	104	ASP
3	S1	105	PHE
3	S1	111	ARG

Continued on next page...

Continued from previous page...

Mol	Chain	Res	Type
3	S1	127	VAL
3	S1	137	ILE
3	S1	154	SER
3	S1	176	VAL
3	S1	179	SER
3	S1	180	THR
3	S1	181	LEU
3	S1	193	ILE
3	S1	202	LYS
3	S1	214	LYS
3	S1	215	VAL
3	S1	218	LEU
3	S1	220	GLN
3	S1	223	PHE
3	S1	231	LEU
4	S2	39	THR
4	S2	53	ILE
4	S2	55	GLU
4	S2	58	LEU
4	S2	64	LYS
4	S2	68	ILE
4	S2	69	ILE
4	S2	76	LEU
4	S2	80	VAL
4	S2	87	GLN
4	S2	89	GLN
4	S2	90	THR
4	S2	91	ARG
4	S2	95	ARG
4	S2	96	THR
4	S2	97	ARG
4	S2	111	VAL
4	S2	117	THR
4	S2	134	LEU
4	S2	137	ILE
4	S2	140	ARG
4	S2	141	ARG
4	S2	146	THR
4	S2	148	LEU
4	S2	166	THR
4	S2	174	ARG
4	S2	206	THR

Continued on next page...

Continued from previous page...

Mol	Chain	Res	Type
4	S2	207	LEU
4	S2	208	GLU
4	S2	222	TYR
4	S2	225	LEU
4	S2	226	THR
4	S2	237	VAL
4	S2	240	LEU
4	S2	245	ASP
4	S2	246	GLU
5	S3	4	LEU
5	S3	6	SER
5	S3	9	ARG
5	S3	21	LEU
5	S3	23	GLU
5	S3	37	VAL
5	S3	39	VAL
5	S3	41	VAL
5	S3	65	ARG
5	S3	67	ASN
5	S3	70	THR
5	S3	76	ARG
5	S3	84	ILE
5	S3	92	GLN
5	S3	93	ASP
5	S3	103	GLU
5	S3	105	MET
5	S3	111	ASN
5	S3	127	MET
5	S3	134	CYS
5	S3	135	GLU
5	S3	142	LEU
5	S3	146	ARG
5	S3	151	LYS
5	S3	158	ILE
5	S3	164	VAL
5	S3	170	THR
5	S3	172	THR
5	S3	175	VAL
5	S3	176	LEU
5	S3	178	ARG
5	S3	182	LEU
5	S3	185	LYS

Continued on next page...

Continued from previous page...

Mol	Chain	Res	Type
5	S3	209	ILE
5	S3	212	LYS
5	S3	215	GLU
5	S3	217	ILE
5	S3	220	PRO
5	S3	221	SER
5	S3	222	VAL
6	S4	7	LYS
6	S4	9	LEU
6	S4	11	ARG
6	S4	12	LEU
6	S4	21	ASP
6	S4	38	LEU
6	S4	39	ARG
6	S4	42	LEU
6	S4	45	ILE
6	S4	48	LEU
6	S4	62	LYS
6	S4	67	GLN
6	S4	68	ARG
6	S4	70	VAL
6	S4	77	ARG
6	S4	78	THR
6	S4	92	LEU
6	S4	95	THR
6	S4	102	VAL
6	S4	113	ARG
6	S4	116	ASP
6	S4	117	GLU
6	S4	120	SER
6	S4	123	LEU
6	S4	126	VAL
6	S4	131	LEU
6	S4	166	SER
6	S4	180	LEU
6	S4	182	TYR
6	S4	187	ARG
6	S4	206	ASP
6	S4	215	ASP
6	S4	217	THR
6	S4	220	THR
6	S4	221	ARG

Continued on next page...

Continued from previous page...

Mol	Chain	Res	Type
6	S4	222	LEU
6	S4	226	PHE
6	S4	227	VAL
6	S4	237	SER
6	S4	240	LYS
6	S4	242	LYS
6	S4	247	SER
6	S4	258	GLN
7	S5	25	LEU
7	S5	38	THR
7	S5	41	LYS
7	S5	43	PHE
7	S5	45	LYS
7	S5	53	VAL
7	S5	65	ARG
7	S5	76	ARG
7	S5	79	ASN
7	S5	84	LYS
7	S5	93	LEU
7	S5	94	THR
7	S5	119	ASP
7	S5	130	ILE
7	S5	146	THR
7	S5	156	ARG
7	S5	157	ARG
7	S5	160	VAL
7	S5	162	VAL
7	S5	163	SER
7	S5	166	ARG
7	S5	186	ASN
7	S5	190	ILE
7	S5	193	THR
7	S5	194	LEU
8	S6	5	ILE
8	S6	6	SER
8	S6	12	SER
8	S6	13	GLN
8	S6	25	ARG
8	S6	30	LYS
8	S6	32	ILE
8	S6	58	LYS
8	S6	65	GLN

Continued on next page...

Continued from previous page...

Mol	Chain	Res	Type
8	S6	68	LEU
8	S6	69	LEU
8	S6	72	ARG
8	S6	76	LEU
8	S6	78	THR
8	S6	79	LYS
8	S6	89	ASP
8	S6	97	VAL
8	S6	98	ARG
8	S6	105	ASP
8	S6	109	LEU
8	S6	115	LYS
8	S6	120	GLU
8	S6	126	ASP
8	S6	127	THR
8	S6	128	THR
8	S6	129	VAL
8	S6	132	ARG
8	S6	133	LEU
8	S6	143	LYS
8	S6	154	ARG
8	S6	155	ASP
8	S6	158	ILE
8	S6	170	THR
8	S6	174	LYS
8	S6	176	GLN
8	S6	179	VAL
8	S6	216	LEU
8	S6	223	LYS
9	S7	9	LEU
9	S7	14	THR
9	S7	15	GLU
9	S7	16	LEU
9	S7	38	LEU
9	S7	49	ILE
9	S7	50	ASP
9	S7	51	VAL
9	S7	55	LYS
9	S7	60	ILE
9	S7	62	VAL
9	S7	67	LEU
9	S7	70	PHE

Continued on next page...

Continued from previous page...

Mol	Chain	Res	Type
9	S7	77	LEU
9	S7	80	GLU
9	S7	85	PHE
9	S7	87	ASP
9	S7	92	PHE
9	S7	95	GLU
9	S7	97	ARG
9	S7	99	LEU
9	S7	104	ARG
9	S7	107	ARG
9	S7	108	GLN
9	S7	114	ARG
9	S7	116	ARG
9	S7	117	THR
9	S7	119	THR
9	S7	126	LEU
9	S7	130	VAL
9	S7	143	LEU
9	S7	144	VAL
9	S7	149	ILE
9	S7	161	GLN
9	S7	165	LYS
9	S7	166	LEU
9	S7	167	GLU
9	S7	185	ILE
10	S8	8	ARG
10	S8	12	SER
10	S8	14	THR
10	S8	20	GLN
10	S8	21	PHE
10	S8	29	LEU
10	S8	36	THR
10	S8	45	SER
10	S8	58	LEU
10	S8	60	ILE
10	S8	73	SER
10	S8	77	ARG
10	S8	81	VAL
10	S8	88	ASN
10	S8	107	THR
10	S8	120	THR
10	S8	138	ASN

Continued on next page...

Continued from previous page...

Mol	Chain	Res	Type
10	S8	151	LYS
10	S8	152	ILE
10	S8	185	GLU
10	S8	193	LEU
10	S8	196	LEU
11	S9	3	ARG
11	S9	7	THR
11	S9	14	THR
11	S9	21	SER
11	S9	28	LEU
11	S9	49	LEU
11	S9	54	ARG
11	S9	60	LEU
11	S9	61	THR
11	S9	79	ARG
11	S9	82	ARG
11	S9	89	ASP
11	S9	92	LYS
11	S9	93	LEU
11	S9	94	ASP
11	S9	96	VAL
11	S9	97	LEU
11	S9	99	LEU
11	S9	102	GLU
11	S9	105	LEU
11	S9	106	GLU
11	S9	109	LEU
11	S9	110	GLN
11	S9	118	LEU
11	S9	120	LYS
11	S9	126	ARG
11	S9	130	THR
11	S9	134	ILE
11	S9	138	LYS
11	S9	149	ARG
11	S9	150	LEU
11	S9	161	THR
11	S9	171	ARG
11	S9	172	VAL
11	S9	175	ARG
11	S9	182	GLU
12	C0	5	LYS

Continued on next page...

Continued from previous page...

Mol	Chain	Res	Type
12	C0	20	VAL
12	C0	27	PHE
12	C0	29	GLN
12	C0	31	LYS
12	C0	32	HIS
12	C0	46	LEU
12	C0	47	GLN
12	C0	49	LEU
12	C0	51	SER
12	C0	55	VAL
12	C0	56	LYS
12	C0	76	LEU
12	C0	81	ASN
12	C0	82	LEU
13	C1	7	VAL
13	C1	8	GLN
13	C1	21	ASN
13	C1	27	THR
13	C1	29	LYS
13	C1	40	LEU
13	C1	44	THR
13	C1	56	LYS
13	C1	67	ARG
13	C1	69	LYS
13	C1	70	ILE
13	C1	83	THR
13	C1	90	TYR
13	C1	91	LEU
13	C1	99	ARG
13	C1	109	VAL
13	C1	118	GLN
13	C1	136	ARG
13	C1	140	VAL
13	C1	141	LYS
13	C1	143	SER
14	C2	28	LEU
14	C2	36	LEU
14	C2	43	ARG
14	C2	45	LEU
14	C2	50	LYS
14	C2	52	LEU
14	C2	54	ARG

Continued on next page...

Continued from previous page...

Mol	Chain	Res	Type
14	C2	59	LEU
14	C2	61	VAL
14	C2	66	VAL
14	C2	71	ILE
14	C2	73	LYS
14	C2	74	LEU
14	C2	89	ILE
14	C2	97	LEU
14	C2	103	LEU
14	C2	126	TRP
14	C2	129	GLU
14	C2	132	GLU
14	C2	139	HIS
14	C2	140	PHE
15	C3	3	ARG
15	C3	16	ILE
15	C3	27	LYS
15	C3	30	SER
15	C3	39	LYS
15	C3	40	TYR
15	C3	42	ARG
15	C3	50	ILE
15	C3	64	ARG
15	C3	66	ILE
15	C3	76	LYS
15	C3	88	LEU
15	C3	97	SER
15	C3	102	LEU
15	C3	114	ARG
15	C3	115	LEU
15	C3	125	LEU
15	C3	130	ARG
15	C3	134	VAL
15	C3	149	LEU
15	C3	151	ASN
16	C4	14	PHE
16	C4	16	VAL
16	C4	20	TYR
16	C4	29	HIS
16	C4	30	VAL
16	C4	38	THR
16	C4	41	ARG

Continued on next page...

Continued from previous page...

Mol	Chain	Res	Type
16	C4	42	VAL
16	C4	48	VAL
16	C4	51	ASP
16	C4	56	SER
16	C4	79	VAL
16	C4	81	VAL
16	C4	90	ARG
16	C4	92	LYS
16	C4	99	GLN
16	C4	102	LEU
16	C4	103	ARG
16	C4	117	ASP
16	C4	123	SER
16	C4	125	SER
16	C4	136	ARG
16	C4	137	LEU
17	C5	11	VAL
17	C5	21	ASP
17	C5	22	LEU
17	C5	34	VAL
17	C5	36	LEU
17	C5	43	ARG
17	C5	44	ARG
17	C5	47	ARG
17	C5	52	LYS
17	C5	60	LEU
17	C5	89	MET
17	C5	110	GLU
17	C5	121	ILE
17	C5	124	THR
17	C5	125	PRO
18	C6	17	THR
18	C6	23	LYS
18	C6	26	LYS
18	C6	43	ILE
18	C6	53	LEU
18	C6	54	LEU
18	C6	57	LEU
18	C6	66	ARG
18	C6	68	ARG
18	C6	69	VAL
18	C6	94	GLN

Continued on next page...

Continued from previous page...

Mol	Chain	Res	Type
18	C6	98	ASP
18	C6	101	SER
18	C6	106	LYS
18	C6	114	ARG
18	C6	118	ILE
18	C6	123	ARG
18	C6	128	LYS
18	C6	137	ARG
18	C6	143	ARG
19	C7	25	THR
19	C7	26	LEU
19	C7	30	THR
19	C7	34	LEU
19	C7	38	ILE
19	C7	40	THR
19	C7	45	ARG
19	C7	46	LEU
19	C7	49	LYS
19	C7	54	THR
19	C7	62	GLN
19	C7	69	ILE
19	C7	72	LYS
19	C7	76	GLU
19	C7	78	ARG
19	C7	83	GLN
19	C7	84	TYR
19	C7	88	VAL
19	C7	105	GLN
19	C7	115	LEU
19	C7	119	LEU
20	C8	3	LEU
20	C8	5	VAL
20	C8	11	PHE
20	C8	13	HIS
20	C8	14	ILE
20	C8	15	LEU
20	C8	18	LEU
20	C8	20	THR
20	C8	25	ASN
20	C8	26	ILE
20	C8	28	ILE
20	C8	54	LEU

Continued on next page...

Continued from previous page...

Mol	Chain	Res	Type
20	C8	61	LEU
20	C8	67	GLU
20	C8	73	MET
20	C8	80	LYS
20	C8	88	ARG
20	C8	92	ILE
20	C8	93	THR
20	C8	108	LYS
20	C8	110	ARG
20	C8	119	ILE
20	C8	133	VAL
20	C8	136	GLN
20	C8	143	ARG
20	C8	145	ARG
21	C9	4	VAL
21	C9	6	VAL
21	C9	18	TYR
21	C9	22	LEU
21	C9	28	LEU
21	C9	35	ASP
21	C9	36	ILE
21	C9	48	GLN
21	C9	57	ARG
21	C9	60	SER
21	C9	67	MET
21	C9	68	ARG
21	C9	88	VAL
21	C9	111	ILE
21	C9	125	SER
21	C9	126	GLU
21	C9	130	ARG
21	C9	131	ASP
21	C9	133	ASP
21	C9	134	ARG
22	D0	15	GLN
22	D0	17	GLN
22	D0	23	ARG
22	D0	25	THR
22	D0	27	THR
22	D0	30	LYS
22	D0	34	LEU
22	D0	39	SER

Continued on next page...

Continued from previous page...

Mol	Chain	Res	Type
22	D0	52	LYS
22	D0	57	ARG
22	D0	58	LEU
22	D0	60	THR
22	D0	61	LYS
22	D0	66	SER
22	D0	67	THR
22	D0	74	GLU
22	D0	76	SER
22	D0	81	THR
22	D0	88	LYS
22	D0	89	ARG
22	D0	97	VAL
22	D0	99	ILE
22	D0	103	ILE
22	D0	117	VAL
23	D1	7	GLN
23	D1	9	VAL
23	D1	11	LEU
23	D1	18	SER
23	D1	32	VAL
23	D1	34	ILE
23	D1	41	GLU
23	D1	42	GLU
23	D1	52	THR
23	D1	62	ARG
23	D1	69	LEU
23	D1	78	LEU
23	D1	80	LYS
24	D2	6	VAL
24	D2	7	LEU
24	D2	22	LYS
24	D2	23	ARG
24	D2	24	GLN
24	D2	26	LEU
24	D2	27	ILE
24	D2	29	PRO
24	D2	42	GLN
24	D2	53	ILE
24	D2	65	LEU
24	D2	68	ARG
24	D2	70	ASN

Continued on next page...

Continued from previous page...

Mol	Chain	Res	Type
24	D2	76	SER
24	D2	83	ILE
24	D2	93	LEU
24	D2	97	ARG
24	D2	98	GLN
24	D2	103	ILE
24	D2	104	LEU
24	D2	105	THR
24	D2	129	VAL
25	D3	7	ARG
25	D3	9	LEU
25	D3	16	ARG
25	D3	19	ARG
25	D3	23	ARG
25	D3	26	GLU
25	D3	28	ASN
25	D3	40	SER
25	D3	73	ARG
25	D3	78	LYS
25	D3	79	ASN
25	D3	82	LYS
25	D3	83	VAL
25	D3	84	THR
25	D3	100	ASP
25	D3	103	LEU
25	D3	107	PHE
25	D3	109	ARG
25	D3	114	LYS
25	D3	131	SER
25	D3	138	GLU
25	D3	139	LYS
25	D3	144	ARG
26	D4	17	LEU
26	D4	28	LEU
26	D4	32	ARG
26	D4	34	ASN
26	D4	51	GLU
26	D4	52	LYS
26	D4	57	VAL
26	D4	61	ARG
26	D4	62	THR
26	D4	79	VAL

Continued on next page...

Continued from previous page...

Mol	Chain	Res	Type
26	D4	96	LEU
26	D4	99	LYS
26	D4	102	LYS
26	D4	105	ARG
26	D4	124	ARG
26	D4	127	LYS
26	D4	128	LYS
27	D5	42	LEU
27	D5	50	ILE
27	D5	58	ARG
27	D5	59	TYR
27	D5	60	VAL
27	D5	67	ASP
27	D5	68	ARG
27	D5	69	LEU
27	D5	71	ILE
27	D5	75	LEU
27	D5	78	ILE
27	D5	85	LYS
27	D5	96	SER
27	D5	100	ILE
28	D6	12	LYS
28	D6	30	ILE
28	D6	36	ILE
28	D6	41	ILE
28	D6	45	VAL
28	D6	61	GLU
28	D6	64	LEU
28	D6	70	LYS
28	D6	82	ARG
28	D6	83	ILE
28	D6	84	VAL
28	D6	85	ARG
28	D6	88	SER
28	D6	90	GLU
28	D6	91	ASP
29	D7	2	VAL
29	D7	3	LEU
29	D7	17	ARG
29	D7	20	LYS
29	D7	26	GLN
29	D7	29	ARG

Continued on next page...

Continued from previous page...

Mol	Chain	Res	Type
29	D7	33	LEU
29	D7	34	ASP
29	D7	56	CYS
29	D7	60	SER
29	D7	72	LYS
30	D8	13	ILE
30	D8	15	VAL
30	D8	19	THR
30	D8	28	VAL
30	D8	32	PHE
30	D8	33	LEU
30	D8	34	GLU
30	D8	35	ASP
30	D8	38	ARG
30	D8	39	THR
30	D8	49	ARG
30	D8	58	GLU
30	D8	59	SER
30	D8	64	ARG
31	D9	6	VAL
31	D9	8	PHE
31	D9	9	SER
31	D9	19	ARG
31	D9	30	LEU
31	D9	39	CYS
31	D9	44	ARG
31	D9	48	ASN
32	E0	8	LEU
32	E0	20	LYS
32	E0	37	ARG
32	E0	39	LEU
32	E0	47	VAL
32	E0	48	THR
32	E0	50	VAL
33	E1	82	LYS
33	E1	89	LYS
33	E1	91	ILE
33	E1	93	HIS
33	E1	97	LYS
33	E1	108	VAL
33	E1	109	ASP
33	E1	113	LYS

Continued on next page...

Continued from previous page...

Mol	Chain	Res	Type
33	E1	120	GLU
33	E1	130	VAL
33	E1	137	ASP
34	SR	6	VAL
34	SR	7	LEU
34	SR	10	ARG
34	SR	29	GLN
34	SR	37	SER
34	SR	48	THR
34	SR	50	ASP
34	SR	52	GLN
34	SR	59	ARG
34	SR	76	ASP
34	SR	96	THR
34	SR	106	HIS
34	SR	116	ASP
34	SR	117	LYS
34	SR	118	LYS
34	SR	134	TRP
34	SR	136	ILE
34	SR	141	LEU
34	SR	153	GLN
34	SR	159	ASN
34	SR	165	ASP
34	SR	185	GLN
34	SR	195	HIS
34	SR	199	ILE
34	SR	200	ASN
34	SR	201	THR
34	SR	211	ILE
34	SR	231	MET
34	SR	238	ASP
34	SR	241	PHE
34	SR	265	LEU
34	SR	268	GLN
34	SR	277	GLU
34	SR	288	HIS
34	SR	312	VAL
34	SR	317	THR
34	SR	319	ASN
35	SM	33	LYS
35	SM	41	SER

Continued on next page...

Continued from previous page...

Mol	Chain	Res	Type
35	SM	46	LYS
35	SM	51	ARG
35	SM	53	ARG
35	SM	61	ILE
35	SM	64	LYS
35	SM	77	THR
35	SM	84	LYS
35	SM	89	ARG
35	SM	94	HIS
35	SM	96	ARG
35	SM	97	THR
35	SM	100	THR
35	SM	103	LYS
35	SM	105	LYS
35	SM	116	GLU
35	SM	117	LEU
39	L2	10	LYS
39	L2	20	THR
39	L2	32	LEU
39	L2	44	ILE
39	L2	45	VAL
39	L2	46	LYS
39	L2	48	ILE
39	L2	62	VAL
39	L2	70	ARG
39	L2	71	LEU
39	L2	73	GLU
39	L2	74	GLU
39	L2	88	ILE
39	L2	95	SER
39	L2	96	LEU
39	L2	97	ASN
39	L2	101	VAL
39	L2	104	LEU
39	L2	114	SER
39	L2	119	LYS
39	L2	134	VAL
39	L2	137	ILE
39	L2	141	PRO
39	L2	143	GLU
39	L2	157	VAL
39	L2	165	VAL

Continued on next page...

Continued from previous page...

Mol	Chain	Res	Type
39	L2	177	LYS
39	L2	179	LEU
39	L2	181	LYS
39	L2	190	ARG
39	L2	191	LEU
39	L2	193	ARG
39	L2	202	VAL
39	L2	204	MET
39	L2	207	VAL
39	L2	227	ARG
39	L2	230	VAL
40	L3	3	HIS
40	L3	7	GLU
40	L3	10	ARG
40	L3	17	LEU
40	L3	19	ARG
40	L3	21	ARG
40	L3	24	SER
40	L3	25	ILE
40	L3	37	ARG
40	L3	38	SER
40	L3	39	LYS
40	L3	43	LEU
40	L3	47	LEU
40	L3	50	LYS
40	L3	56	ILE
40	L3	67	PHE
40	L3	70	ARG
40	L3	73	VAL
40	L3	79	VAL
40	L3	84	VAL
40	L3	85	VAL
40	L3	100	ARG
40	L3	103	THR
40	L3	110	LEU
40	L3	114	VAL
40	L3	116	ARG
40	L3	121	ASN
40	L3	134	SER
40	L3	139	GLN
40	L3	146	ARG
40	L3	148	LEU

Continued on next page...

Continued from previous page...

Mol	Chain	Res	Type
40	L3	150	ARG
40	L3	156	SER
40	L3	160	VAL
40	L3	169	THR
40	L3	173	GLN
40	L3	183	LEU
40	L3	188	ILE
40	L3	189	SER
40	L3	192	VAL
40	L3	196	ARG
40	L3	200	GLU
40	L3	202	THR
40	L3	205	VAL
40	L3	206	ASP
40	L3	210	GLU
40	L3	229	VAL
40	L3	232	ARG
40	L3	235	THR
40	L3	238	LEU
40	L3	241	LYS
40	L3	242	THR
40	L3	247	ARG
40	L3	252	ILE
40	L3	264	VAL
40	L3	277	SER
40	L3	281	LYS
40	L3	284	ARG
40	L3	305	ILE
40	L3	308	MET
40	L3	324	VAL
40	L3	328	ILE
40	L3	332	ARG
40	L3	336	VAL
40	L3	338	LEU
40	L3	341	SER
40	L3	347	SER
40	L3	348	ARG
40	L3	361	THR
40	L3	364	LYS
40	L3	382	THR
41	L4	4	PRO
41	L4	12	THR

Continued on next page...

Continued from previous page...

Mol	Chain	Res	Type
41	L4	25	VAL
41	L4	40	THR
41	L4	52	VAL
41	L4	53	SER
41	L4	60	THR
41	L4	71	VAL
41	L4	74	ILE
41	L4	93	MET
41	L4	99	MET
41	L4	122	THR
41	L4	124	SER
41	L4	131	VAL
41	L4	133	SER
41	L4	138	ARG
41	L4	152	VAL
41	L4	156	LEU
41	L4	170	LYS
41	L4	172	VAL
41	L4	179	LEU
41	L4	188	ARG
41	L4	193	LYS
41	L4	200	THR
41	L4	203	ARG
41	L4	206	LEU
41	L4	220	ARG
41	L4	222	VAL
41	L4	230	VAL
41	L4	232	SER
41	L4	233	LEU
41	L4	246	ARG
41	L4	258	LEU
41	L4	289	ILE
41	L4	292	SER
41	L4	293	SER
41	L4	295	ILE
41	L4	306	THR
41	L4	319	LYS
41	L4	322	GLN
41	L4	323	VAL
41	L4	327	LEU
41	L4	332	LYS
41	L4	349	THR

Continued on next page...

Continued from previous page...

Mol	Chain	Res	Type
41	L4	350	LYS
41	L4	357	GLU
41	L4	358	THR
42	L5	5	LYS
42	L5	22	ARG
42	L5	23	ARG
42	L5	35	ARG
42	L5	38	THR
42	L5	41	LYS
42	L5	63	GLN
42	L5	68	THR
42	L5	69	ILE
42	L5	93	THR
42	L5	105	ILE
42	L5	112	LYS
42	L5	115	LEU
42	L5	118	THR
42	L5	120	LYS
42	L5	131	LEU
42	L5	140	ARG
42	L5	144	VAL
42	L5	146	LEU
42	L5	148	ILE
42	L5	151	GLN
42	L5	152	ARG
42	L5	155	THR
42	L5	177	GLU
42	L5	185	PHE
42	L5	187	THR
42	L5	188	GLU
42	L5	194	LEU
42	L5	216	GLU
42	L5	232	ASP
42	L5	234	ASP
42	L5	242	SER
42	L5	254	LYS
42	L5	257	GLU
42	L5	259	LYS
42	L5	263	GLU
42	L5	273	ARG
42	L5	290	ILE
43	L6	5	LYS

Continued on next page...

Continued from previous page...

Mol	Chain	Res	Type
43	L6	9	TRP
43	L6	21	THR
43	L6	35	VAL
43	L6	46	ARG
43	L6	52	VAL
43	L6	64	LEU
43	L6	65	ILE
43	L6	70	LYS
43	L6	78	ARG
43	L6	79	VAL
43	L6	84	VAL
43	L6	89	THR
43	L6	93	VAL
43	L6	129	GLU
43	L6	134	ARG
43	L6	155	LEU
43	L6	160	SER
43	L6	162	SER
44	L7	24	GLU
44	L7	25	GLN
44	L7	26	VAL
44	L7	40	LYS
44	L7	82	LYS
44	L7	83	LEU
44	L7	89	ILE
44	L7	98	LYS
44	L7	100	ARG
44	L7	110	ARG
44	L7	121	LYS
44	L7	124	LEU
44	L7	143	THR
44	L7	179	LEU
44	L7	184	LEU
44	L7	239	LEU
44	L7	244	ASN
45	L8	26	LEU
45	L8	27	THR
45	L8	41	GLN
45	L8	57	ARG
45	L8	63	LYS
45	L8	67	ILE
45	L8	71	VAL

Continued on next page...

Continued from previous page...

Mol	Chain	Res	Type
45	L8	74	THR
45	L8	79	GLN
45	L8	81	THR
45	L8	82	LEU
45	L8	83	ASP
45	L8	84	ARG
45	L8	92	LYS
45	L8	95	ASN
45	L8	101	THR
45	L8	106	LYS
45	L8	110	THR
45	L8	132	VAL
45	L8	136	LEU
45	L8	145	ASN
45	L8	150	LEU
45	L8	156	ASP
45	L8	160	ILE
45	L8	163	VAL
45	L8	169	LEU
45	L8	181	LYS
45	L8	185	ARG
45	L8	189	LEU
45	L8	204	ARG
45	L8	214	LEU
45	L8	238	LEU
45	L8	241	LYS
45	L8	248	LYS
45	L8	251	LYS
46	L9	4	ILE
46	L9	5	GLN
46	L9	9	GLN
46	L9	14	GLU
46	L9	18	VAL
46	L9	19	SER
46	L9	20	ILE
46	L9	22	SER
46	L9	41	ILE
46	L9	48	VAL
46	L9	52	LEU
46	L9	62	ARG
46	L9	68	LEU
46	L9	69	ARG

Continued on next page...

Continued from previous page...

Mol	Chain	Res	Type
46	L9	70	THR
46	L9	82	VAL
46	L9	121	LYS
46	L9	132	VAL
46	L9	133	THR
46	L9	138	THR
46	L9	139	ASN
46	L9	151	VAL
46	L9	157	ASN
46	L9	161	LEU
46	L9	162	GLN
46	L9	164	ILE
46	L9	168	ARG
46	L9	172	ILE
46	L9	173	ARG
46	L9	177	ASP
46	L9	189	GLU
47	M0	3	ARG
47	M0	7	ARG
47	M0	18	PRO
47	M0	21	ARG
47	M0	24	ARG
47	M0	30	LYS
47	M0	32	ARG
47	M0	33	ILE
47	M0	39	LYS
47	M0	40	LYS
47	M0	42	THR
47	M0	48	LEU
47	M0	52	LEU
47	M0	57	LEU
47	M0	63	GLU
47	M0	69	ARG
47	M0	74	LYS
47	M0	77	THR
47	M0	87	LEU
47	M0	91	VAL
47	M0	99	ILE
47	M0	102	MET
47	M0	128	ARG
47	M0	129	VAL
47	M0	130	ASP

Continued on next page...

Continued from previous page...

Mol	Chain	Res	Type
47	M0	139	ARG
47	M0	140	THR
47	M0	146	ASP
47	M0	163	GLN
47	M0	165	ILE
47	M0	169	LYS
47	M0	174	THR
47	M0	178	ARG
47	M0	185	ARG
47	M0	191	LYS
47	M0	197	VAL
47	M0	201	SER
47	M0	203	LYS
48	M1	6	GLN
48	M1	7	ASN
48	M1	9	MET
48	M1	10	ARG
48	M1	12	LEU
48	M1	13	LYS
48	M1	23	VAL
48	M1	31	THR
48	M1	40	LEU
48	M1	44	THR
48	M1	46	VAL
48	M1	65	ILE
48	M1	68	HIS
48	M1	80	LEU
48	M1	82	ARG
48	M1	88	GLU
48	M1	94	ARG
48	M1	99	THR
48	M1	106	ILE
48	M1	107	ASP
48	M1	112	LEU
48	M1	115	LYS
48	M1	119	SER
48	M1	130	VAL
48	M1	140	ARG
48	M1	142	LYS
48	M1	147	THR
48	M1	158	ASP
48	M1	166	LYS

Continued on next page...

Continued from previous page...

Mol	Chain	Res	Type
48	M1	171	VAL
49	M3	21	ARG
49	M3	23	LYS
49	M3	24	VAL
49	M3	34	SER
49	M3	35	ARG
49	M3	46	ILE
49	M3	54	LEU
49	M3	55	ARG
49	M3	57	VAL
49	M3	58	VAL
49	M3	59	ARG
49	M3	63	VAL
49	M3	67	ARG
49	M3	69	VAL
49	M3	100	ARG
49	M3	107	GLU
49	M3	114	GLN
49	M3	115	ARG
49	M3	124	ILE
49	M3	131	LYS
49	M3	136	GLU
49	M3	164	GLU
49	M3	165	SER
49	M3	168	ARG
49	M3	171	ARG
49	M3	174	ARG
49	M3	182	ILE
49	M3	186	ARG
49	M3	190	LYS
49	M3	194	GLU
50	M4	8	LYS
50	M4	27	GLN
50	M4	50	LYS
50	M4	53	VAL
50	M4	58	ILE
50	M4	63	VAL
50	M4	66	THR
50	M4	72	LEU
50	M4	82	SER
50	M4	90	VAL
50	M4	93	LYS

Continued on next page...

Continued from previous page...

Mol	Chain	Res	Type
50	M4	102	LYS
50	M4	106	ARG
50	M4	108	ARG
50	M4	126	GLN
50	M4	130	THR
50	M4	135	LEU
50	M4	137	LYS
51	M5	7	LEU
51	M5	10	LEU
51	M5	18	VAL
51	M5	19	LEU
51	M5	20	ARG
51	M5	22	LEU
51	M5	24	ARG
51	M5	27	VAL
51	M5	46	ASP
51	M5	49	ARG
51	M5	50	ARG
51	M5	68	ARG
51	M5	71	ARG
51	M5	80	THR
51	M5	83	LYS
51	M5	85	THR
51	M5	92	LEU
51	M5	96	ARG
51	M5	97	SER
51	M5	98	LEU
51	M5	109	ARG
51	M5	117	ASN
51	M5	133	ILE
51	M5	138	GLN
51	M5	142	ILE
51	M5	151	ILE
51	M5	182	ASN
51	M5	190	THR
51	M5	196	THR
51	M5	204	LYS
52	M6	22	VAL
52	M6	25	LYS
52	M6	33	ILE
52	M6	41	LEU
52	M6	58	LEU

Continued on next page...

Continued from previous page...

Mol	Chain	Res	Type
52	M6	59	ARG
52	M6	67	THR
52	M6	78	ARG
52	M6	84	LEU
52	M6	85	ARG
52	M6	106	GLU
52	M6	110	PRO
52	M6	116	LYS
52	M6	117	ARG
52	M6	124	LEU
52	M6	128	ARG
52	M6	143	THR
52	M6	152	VAL
52	M6	159	LYS
52	M6	160	ARG
52	M6	184	THR
52	M6	192	LYS
53	M7	9	THR
53	M7	14	SER
53	M7	24	VAL
53	M7	25	SER
53	M7	29	THR
53	M7	32	THR
53	M7	36	ILE
53	M7	42	THR
53	M7	43	LYS
53	M7	52	LEU
53	M7	53	ASP
53	M7	56	ARG
53	M7	67	ILE
53	M7	75	GLU
53	M7	78	VAL
53	M7	91	VAL
53	M7	94	LEU
53	M7	112	LEU
53	M7	117	ILE
53	M7	119	VAL
53	M7	126	ARG
53	M7	136	ILE
53	M7	138	LYS
53	M7	144	SER
53	M7	157	VAL

Continued on next page...

Continued from previous page...

Mol	Chain	Res	Type
53	M7	173	ARG
53	M7	180	LYS
53	M7	181	ARG
54	M8	7	SER
54	M8	17	THR
54	M8	22	ASP
54	M8	24	VAL
54	M8	26	LEU
54	M8	32	LEU
54	M8	34	THR
54	M8	49	LEU
54	M8	57	ILE
54	M8	63	SER
54	M8	64	VAL
54	M8	69	ARG
54	M8	73	GLN
54	M8	80	THR
54	M8	95	GLU
54	M8	122	ILE
54	M8	135	GLN
54	M8	141	ARG
54	M8	147	ARG
54	M8	150	VAL
54	M8	159	LYS
54	M8	168	THR
54	M8	178	ARG
54	M8	180	ARG
55	M9	8	LYS
55	M9	10	LEU
55	M9	20	ARG
55	M9	22	VAL
55	M9	28	GLU
55	M9	30	SER
55	M9	41	ILE
55	M9	44	LEU
55	M9	51	VAL
55	M9	71	ARG
55	M9	74	ARG
55	M9	86	GLU
55	M9	98	ARG
55	M9	99	LEU
55	M9	103	ARG

Continued on next page...

Continued from previous page...

Mol	Chain	Res	Type
55	M9	104	ARG
55	M9	106	LEU
55	M9	108	LYS
55	M9	110	ARG
55	M9	116	ASP
55	M9	138	LEU
55	M9	144	GLN
55	M9	173	ARG
55	M9	175	GLN
55	M9	180	LYS
56	N0	1	MET
56	N0	8	GLN
56	N0	21	GLU
56	N0	45	LEU
56	N0	50	LYS
56	N0	51	VAL
56	N0	61	ILE
56	N0	80	ARG
56	N0	87	THR
56	N0	100	VAL
56	N0	104	GLU
56	N0	105	THR
56	N0	113	ARG
56	N0	115	ARG
56	N0	117	ARG
56	N0	130	GLU
56	N0	131	LYS
56	N0	132	THR
56	N0	137	ARG
56	N0	138	GLN
56	N0	142	GLN
56	N0	144	LEU
56	N0	155	ARG
56	N0	156	VAL
56	N0	160	THR
56	N0	161	LYS
56	N0	166	LYS
56	N0	167	ARG
56	N0	169	SER
56	N0	171	PHE
56	N0	172	TYR
57	N1	9	SER

Continued on next page...

Continued from previous page...

Mol	Chain	Res	Type
57	N1	12	ARG
57	N1	25	VAL
57	N1	26	HIS
57	N1	27	LEU
57	N1	32	LYS
57	N1	43	LYS
57	N1	55	LYS
57	N1	68	THR
57	N1	69	LYS
57	N1	71	SER
57	N1	75	ILE
57	N1	78	LYS
57	N1	79	MET
57	N1	80	VAL
57	N1	83	ARG
57	N1	87	LYS
57	N1	88	ARG
57	N1	96	ILE
57	N1	102	ARG
57	N1	103	GLN
57	N1	104	GLU
57	N1	106	LEU
57	N1	118	GLU
57	N1	124	VAL
57	N1	126	VAL
57	N1	127	GLN
57	N1	128	LEU
57	N1	139	ARG
57	N1	143	THR
57	N1	146	ASN
57	N1	149	GLN
58	N2	10	LYS
58	N2	43	VAL
58	N2	52	ASN
58	N2	54	VAL
58	N2	87	ASN
58	N2	88	GLN
58	N2	93	ILE
58	N2	100	THR
59	N3	13	ILE
59	N3	32	ARG
59	N3	42	SER

Continued on next page...

Continued from previous page...

Mol	Chain	Res	Type
59	N3	44	SER
59	N3	64	LYS
59	N3	69	LEU
59	N3	72	LYS
59	N3	73	VAL
59	N3	74	MET
59	N3	83	LYS
59	N3	84	SER
59	N3	102	ILE
59	N3	115	THR
60	N4	4	GLU
60	N4	5	ILE
60	N4	19	THR
60	N4	39	LEU
60	N4	54	LEU
61	N5	27	ARG
61	N5	36	LYS
61	N5	37	THR
61	N5	38	LEU
61	N5	40	LEU
61	N5	45	LYS
61	N5	63	ILE
61	N5	69	SER
61	N5	71	THR
61	N5	73	MET
61	N5	77	GLU
61	N5	85	GLN
61	N5	86	VAL
61	N5	92	LYS
61	N5	108	LEU
61	N5	109	LYS
61	N5	115	ARG
61	N5	125	ARG
61	N5	133	LEU
61	N5	135	ILE
61	N5	138	ARG
61	N5	139	ILE
61	N5	142	ILE
62	N6	3	LYS
62	N6	6	LEU
62	N6	13	ARG
62	N6	17	LYS

Continued on next page...

Continued from previous page...

Mol	Chain	Res	Type
62	N6	26	GLN
62	N6	37	LYS
62	N6	39	LEU
62	N6	45	ILE
62	N6	50	ILE
62	N6	51	ARG
62	N6	55	GLU
62	N6	56	VAL
62	N6	57	LEU
62	N6	59	VAL
62	N6	70	ILE
62	N6	74	TYR
62	N6	76	LEU
62	N6	80	VAL
62	N6	88	GLU
62	N6	89	LYS
62	N6	105	VAL
62	N6	115	ARG
62	N6	125	LYS
63	N7	14	VAL
63	N7	17	ARG
63	N7	24	VAL
63	N7	30	ASP
63	N7	34	LYS
63	N7	46	ILE
63	N7	54	THR
63	N7	60	LYS
63	N7	72	ILE
63	N7	75	VAL
63	N7	81	LEU
63	N7	83	THR
63	N7	86	THR
63	N7	87	LEU
63	N7	90	GLU
63	N7	99	GLU
63	N7	102	GLU
63	N7	103	GLN
63	N7	109	GLU
63	N7	121	ARG
63	N7	132	SER
63	N7	134	LEU
64	N8	4	ARG

Continued on next page...

Continued from previous page...

Mol	Chain	Res	Type
64	N8	6	THR
64	N8	8	THR
64	N8	10	LYS
64	N8	12	ARG
64	N8	16	SER
64	N8	42	ARG
64	N8	58	MET
64	N8	60	TYR
64	N8	76	ASP
64	N8	78	LEU
64	N8	91	LEU
64	N8	115	LYS
64	N8	117	ARG
64	N8	123	VAL
64	N8	130	VAL
64	N8	133	LEU
65	N9	4	SER
65	N9	14	ARG
65	N9	25	LYS
65	N9	28	LYS
65	N9	35	VAL
65	N9	40	ARG
65	N9	50	THR
65	N9	52	LYS
65	N9	58	LYS
65	N9	59	LYS
66	O0	16	LEU
66	O0	18	ILE
66	O0	30	THR
66	O0	34	LEU
66	O0	48	THR
66	O0	61	MET
66	O0	65	THR
66	O0	66	LYS
66	O0	76	GLU
66	O0	83	LYS
66	O0	100	ILE
67	O1	8	VAL
67	O1	13	THR
67	O1	16	LEU
67	O1	26	LYS
67	O1	31	ARG

Continued on next page...

Continued from previous page...

Mol	Chain	Res	Type
67	O1	55	LEU
67	O1	64	VAL
67	O1	73	LEU
67	O1	76	SER
67	O1	79	ARG
67	O1	84	ASP
67	O1	86	LYS
67	O1	89	LEU
67	O1	94	GLU
67	O1	102	LYS
67	O1	105	GLN
67	O1	106	THR
68	O2	3	SER
68	O2	15	LYS
68	O2	19	ARG
68	O2	30	GLU
68	O2	33	ARG
68	O2	41	VAL
68	O2	54	LYS
68	O2	62	LYS
68	O2	73	THR
68	O2	75	LEU
68	O2	76	VAL
68	O2	84	THR
68	O2	106	VAL
68	O2	109	LEU
68	O2	111	ARG
68	O2	125	ARG
68	O2	126	LEU
68	O2	128	LEU
69	O3	20	LYS
69	O3	28	SER
69	O3	31	LYS
69	O3	48	ARG
69	O3	49	ILE
69	O3	59	VAL
69	O3	60	ARG
69	O3	80	VAL
69	O3	82	ARG
69	O3	86	ARG
69	O3	98	VAL
69	O3	106	ASN

Continued on next page...

Continued from previous page...

Mol	Chain	Res	Type
70	O4	5	VAL
70	O4	8	ARG
70	O4	16	ARG
70	O4	20	ILE
70	O4	23	VAL
70	O4	24	LYS
70	O4	29	ILE
70	O4	35	VAL
70	O4	38	LEU
70	O4	51	LEU
70	O4	56	THR
70	O4	58	ARG
70	O4	61	GLN
70	O4	68	THR
70	O4	71	THR
70	O4	80	ARG
70	O4	86	LYS
70	O4	87	GLU
70	O4	103	LYS
70	O4	104	VAL
71	O5	15	GLU
71	O5	27	GLU
71	O5	28	LEU
71	O5	31	LEU
71	O5	44	ILE
71	O5	46	THR
71	O5	48	ARG
71	O5	49	LYS
71	O5	50	SER
71	O5	71	LYS
71	O5	84	LYS
71	O5	85	THR
71	O5	86	ARG
71	O5	89	ARG
71	O5	94	LYS
71	O5	96	GLU
71	O5	100	VAL
71	O5	101	THR
71	O5	102	GLU
71	O5	104	GLN
71	O5	107	LYS
71	O5	119	LYS

Continued on next page...

Continued from previous page...

Mol	Chain	Res	Type
72	O6	11	LEU
72	O6	18	THR
72	O6	21	THR
72	O6	26	ILE
72	O6	34	SER
72	O6	36	ARG
72	O6	37	THR
72	O6	45	ARG
72	O6	57	LEU
72	O6	58	ILE
72	O6	62	ARG
72	O6	66	GLU
72	O6	68	ARG
72	O6	76	ARG
72	O6	81	THR
72	O6	88	GLU
72	O6	98	ARG
72	O6	99	ARG
73	O7	5	THR
73	O7	24	ARG
73	O7	25	ARG
73	O7	26	SER
73	O7	33	THR
73	O7	45	ARG
73	O7	58	THR
73	O7	59	THR
73	O7	64	MET
73	O7	65	ARG
73	O7	67	LEU
73	O7	79	GLN
74	O8	5	ILE
74	O8	8	ILE
74	O8	24	THR
74	O8	31	LEU
74	O8	32	ASN
74	O8	41	THR
74	O8	45	VAL
74	O8	46	ARG
74	O8	53	THR
74	O8	54	LEU
74	O8	58	ASP
74	O8	64	LYS

Continued on next page...

Continued from previous page...

Mol	Chain	Res	Type
74	O8	65	LEU
74	O8	67	GLN
74	O8	77	ARG
75	O9	5	LYS
75	O9	21	ARG
75	O9	34	THR
75	O9	36	ARG
75	O9	45	ARG
75	O9	51	ILE
76	Q0	78	ILE
76	Q0	83	LYS
76	Q0	85	LEU
76	Q0	112	LYS
76	Q0	113	ARG
77	Q1	4	LYS
77	Q1	6	ARG
77	Q1	9	ARG
77	Q1	10	THR
77	Q1	11	ARG
77	Q1	19	LYS
77	Q1	20	VAL
77	Q1	21	ARG
78	Q2	3	ASN
78	Q2	4	VAL
78	Q2	6	LYS
78	Q2	8	ARG
78	Q2	17	CYS
78	Q2	21	THR
78	Q2	26	THR
78	Q2	35	LEU
78	Q2	47	GLN
78	Q2	48	SER
78	Q2	55	LYS
78	Q2	83	LEU
78	Q2	84	THR
78	Q2	93	LEU
78	Q2	99	GLN
78	Q2	104	LEU
79	Q3	5	THR
79	Q3	11	THR
79	Q3	16	VAL
79	Q3	24	ARG

Continued on next page...

Continued from previous page...

Mol	Chain	Res	Type
79	Q3	25	GLN
79	Q3	36	ARG
79	Q3	45	LYS
79	Q3	49	ARG
79	Q3	58	SER
79	Q3	60	CYS
79	Q3	73	THR
79	Q3	78	THR
79	Q3	84	ARG
79	Q3	91	GLU
2	s0	6	THR
2	s0	12	GLU
2	s0	18	LEU
2	s0	30	GLN
2	s0	41	ARG
2	s0	43	ASP
2	s0	45	VAL
2	s0	55	GLU
2	s0	57	LEU
2	s0	62	ARG
2	s0	80	THR
2	s0	87	LEU
2	s0	93	THR
2	s0	111	ILE
2	s0	112	THR
2	s0	124	THR
2	s0	144	ILE
2	s0	146	LEU
2	s0	151	SER
2	s0	157	ASP
2	s0	164	ASN
2	s0	172	LEU
2	s0	183	ARG
2	s0	185	ARG
2	s0	188	LEU
2	s0	189	VAL
2	s0	198	MET
3	s1	21	VAL
3	s1	25	THR
3	s1	37	THR
3	s1	47	LEU
3	s1	51	SER

Continued on next page...

Continued from previous page...

Mol	Chain	Res	Type
3	s1	54	LEU
3	s1	55	LYS
3	s1	62	LYS
3	s1	65	VAL
3	s1	70	LEU
3	s1	73	LEU
3	s1	83	LYS
3	s1	97	LEU
3	s1	105	PHE
3	s1	106	THR
3	s1	116	LYS
3	s1	122	GLU
3	s1	126	THR
3	s1	131	ASP
3	s1	169	SER
3	s1	173	THR
3	s1	181	LEU
3	s1	183	GLN
3	s1	184	LEU
3	s1	192	VAL
3	s1	203	ASP
3	s1	206	PRO
3	s1	219	LYS
3	s1	222	LYS
3	s1	228	LEU
4	s2	41	LEU
4	s2	53	ILE
4	s2	55	GLU
4	s2	58	LEU
4	s2	69	ILE
4	s2	71	THR
4	s2	73	LEU
4	s2	83	ILE
4	s2	84	LYS
4	s2	89	GLN
4	s2	91	ARG
4	s2	94	GLN
4	s2	95	ARG
4	s2	97	ARG
4	s2	106	ASP
4	s2	111	VAL
4	s2	113	LEU

Continued on next page...

Continued from previous page...

Mol	Chain	Res	Type
4	s2	117	THR
4	s2	137	ILE
4	s2	139	ILE
4	s2	141	ARG
4	s2	146	THR
4	s2	148	LEU
4	s2	159	THR
4	s2	164	SER
4	s2	166	THR
4	s2	170	ILE
4	s2	185	LYS
4	s2	186	LYS
4	s2	194	GLU
4	s2	206	THR
4	s2	207	LEU
4	s2	218	ILE
4	s2	222	TYR
4	s2	225	LEU
4	s2	229	LEU
4	s2	233	GLN
4	s2	245	ASP
4	s2	248	SER
5	s3	4	LEU
5	s3	7	LYS
5	s3	10	LYS
5	s3	11	LEU
5	s3	21	LEU
5	s3	40	ARG
5	s3	41	VAL
5	s3	44	THR
5	s3	61	GLU
5	s3	66	ILE
5	s3	67	ASN
5	s3	69	LEU
5	s3	84	ILE
5	s3	86	LEU
5	s3	93	ASP
5	s3	94	ARG
5	s3	103	GLU
5	s3	111	ASN
5	s3	115	ILE
5	s3	124	ARG

Continued on next page...

Continued from previous page...

Mol	Chain	Res	Type
5	s3	127	MET
5	s3	128	GLU
5	s3	134	CYS
5	s3	142	LEU
5	s3	143	ARG
5	s3	146	ARG
5	s3	158	ILE
5	s3	168	ILE
5	s3	169	ASP
5	s3	172	THR
5	s3	176	LEU
5	s3	189	MET
5	s3	202	LEU
5	s3	207	THR
5	s3	212	LYS
5	s3	223	LYS
5	s3	225	TYR
6	s4	6	LYS
6	s4	7	LYS
6	s4	9	LEU
6	s4	12	LEU
6	s4	23	LEU
6	s4	38	LEU
6	s4	42	LEU
6	s4	45	ILE
6	s4	48	LEU
6	s4	49	ARG
6	s4	50	ASN
6	s4	51	ARG
6	s4	67	GLN
6	s4	68	ARG
6	s4	70	VAL
6	s4	78	THR
6	s4	95	THR
6	s4	105	VAL
6	s4	113	ARG
6	s4	117	GLU
6	s4	118	GLU
6	s4	123	LEU
6	s4	127	LYS
6	s4	147	ILE
6	s4	148	ARG

Continued on next page...

Continued from previous page...

Mol	Chain	Res	Type
6	s4	159	THR
6	s4	160	VAL
6	s4	180	LEU
6	s4	182	TYR
6	s4	187	ARG
6	s4	194	THR
6	s4	210	ILE
6	s4	219	VAL
6	s4	221	ARG
6	s4	222	LEU
6	s4	233	LYS
6	s4	236	ILE
6	s4	237	SER
6	s4	245	LYS
6	s4	246	LEU
6	s4	254	ARG
6	s4	256	ARG
7	s5	23	VAL
7	s5	25	LEU
7	s5	27	THR
7	s5	38	THR
7	s5	39	GLU
7	s5	45	LYS
7	s5	63	GLN
7	s5	66	GLN
7	s5	68	ILE
7	s5	76	ARG
7	s5	89	ILE
7	s5	93	LEU
7	s5	109	LYS
7	s5	119	ASP
7	s5	125	THR
7	s5	130	ILE
7	s5	146	THR
7	s5	147	THR
7	s5	148	ARG
7	s5	157	ARG
7	s5	163	SER
7	s5	167	ARG
7	s5	186	ASN
7	s5	187	ILE
7	s5	190	ILE

Continued on next page...

Continued from previous page...

Mol	Chain	Res	Type
7	s5	192	GLU
7	s5	194	LEU
7	s5	203	LYS
7	s5	205	SER
8	s6	22	HIS
8	s6	25	ARG
8	s6	30	LYS
8	s6	34	GLN
8	s6	44	GLU
8	s6	69	LEU
8	s6	71	THR
8	s6	76	LEU
8	s6	89	ASP
8	s6	97	VAL
8	s6	108	VAL
8	s6	109	LEU
8	s6	114	VAL
8	s6	115	LYS
8	s6	116	LYS
8	s6	120	GLU
8	s6	121	LEU
8	s6	126	ASP
8	s6	128	THR
8	s6	129	VAL
8	s6	133	LEU
8	s6	137	ARG
8	s6	143	LYS
8	s6	151	ASP
8	s6	155	ASP
8	s6	168	THR
8	s6	177	ARG
8	s6	179	VAL
8	s6	193	LEU
8	s6	215	ARG
8	s6	216	LEU
8	s6	217	SER
9	s7	11	GLN
9	s7	16	LEU
9	s7	18	LEU
9	s7	28	GLU
9	s7	33	GLU
9	s7	49	ILE

Continued on next page...

Continued from previous page...

Mol	Chain	Res	Type
9	s7	50	ASP
9	s7	55	LYS
9	s7	67	LEU
9	s7	73	VAL
9	s7	77	LEU
9	s7	79	ARG
9	s7	97	ARG
9	s7	105	THR
9	s7	106	SER
9	s7	110	GLN
9	s7	114	ARG
9	s7	116	ARG
9	s7	117	THR
9	s7	126	LEU
9	s7	136	VAL
9	s7	143	LEU
9	s7	144	VAL
9	s7	148	LYS
9	s7	150	GLN
9	s7	159	VAL
9	s7	163	ASP
9	s7	166	LEU
9	s7	185	ILE
10	s8	18	ARG
10	s8	25	ARG
10	s8	29	LEU
10	s8	36	THR
10	s8	46	VAL
10	s8	61	GLU
10	s8	64	ASN
10	s8	76	THR
10	s8	77	ARG
10	s8	82	VAL
10	s8	89	GLU
10	s8	110	ARG
10	s8	111	GLN
10	s8	119	GLN
10	s8	120	THR
10	s8	121	LEU
10	s8	135	LYS
10	s8	138	ASN
10	s8	153	GLU

Continued on next page...

Continued from previous page...

Mol	Chain	Res	Type
10	s8	155	SER
10	s8	176	SER
10	s8	183	ILE
10	s8	184	LEU
10	s8	199	LYS
11	s9	3	ARG
11	s9	6	ARG
11	s9	7	THR
11	s9	20	GLU
11	s9	21	SER
11	s9	28	LEU
11	s9	37	LYS
11	s9	39	LYS
11	s9	49	LEU
11	s9	50	SER
11	s9	54	ARG
11	s9	77	ILE
11	s9	78	ARG
11	s9	82	ARG
11	s9	89	ASP
11	s9	90	LYS
11	s9	91	LYS
11	s9	93	LEU
11	s9	101	VAL
11	s9	105	LEU
11	s9	109	LEU
11	s9	110	GLN
11	s9	111	THR
11	s9	115	LYS
11	s9	126	ARG
11	s9	130	THR
11	s9	133	HIS
11	s9	134	ILE
11	s9	140	ILE
11	s9	149	ARG
11	s9	162	SER
11	s9	168	ARG
11	s9	172	VAL
11	s9	180	LYS
11	s9	182	GLU
12	c0	2	LEU
12	c0	12	HIS

Continued on next page...

Continued from previous page...

Mol	Chain	Res	Type
12	c0	15	LEU
12	c0	20	VAL
12	c0	21	VAL
12	c0	55	VAL
12	c0	56	LYS
12	c0	57	THR
12	c0	67	THR
12	c0	71	GLU
13	c1	3	THR
13	c1	5	LEU
13	c1	10	GLU
13	c1	21	ASN
13	c1	26	LYS
13	c1	30	ARG
13	c1	31	THR
13	c1	33	ARG
13	c1	40	LEU
13	c1	44	THR
13	c1	47	THR
13	c1	60	PHE
13	c1	67	ARG
13	c1	74	THR
13	c1	76	VAL
13	c1	80	MET
13	c1	83	THR
13	c1	86	ILE
13	c1	109	VAL
13	c1	123	VAL
13	c1	129	ARG
13	c1	138	ASN
13	c1	140	VAL
13	c1	143	SER
14	c2	38	HIS
14	c2	39	ASP
14	c2	45	LEU
14	c2	58	LEU
14	c2	61	VAL
14	c2	65	SER
14	c2	71	ILE
14	c2	83	GLU
14	c2	85	LYS
14	c2	89	ILE

Continued on next page...

Continued from previous page...

Mol	Chain	Res	Type
14	c2	103	LEU
14	c2	120	VAL
14	c2	121	VAL
14	c2	125	ASN
14	c2	132	GLU
14	c2	136	ILE
14	c2	137	MET
14	c2	140	PHE
15	c3	12	SER
15	c3	13	SER
15	c3	16	ILE
15	c3	20	ARG
15	c3	27	LYS
15	c3	35	GLU
15	c3	39	LYS
15	c3	66	ILE
15	c3	67	THR
15	c3	70	LYS
15	c3	80	LEU
15	c3	84	ILE
15	c3	87	ASP
15	c3	88	LEU
15	c3	93	LYS
15	c3	102	LEU
15	c3	104	ARG
15	c3	106	ARG
15	c3	115	LEU
15	c3	125	LEU
15	c3	127	ARG
15	c3	131	THR
15	c3	138	ASN
15	c3	147	SER
16	c4	18	ARG
16	c4	31	THR
16	c4	33	LEU
16	c4	36	LYS
16	c4	49	LYS
16	c4	51	ASP
16	c4	52	ARG
16	c4	61	MET
16	c4	70	LYS
16	c4	79	VAL

Continued on next page...

Continued from previous page...

Mol	Chain	Res	Type
16	c4	81	VAL
16	c4	92	LYS
16	c4	102	LEU
16	c4	111	ARG
16	c4	114	ARG
16	c4	119	THR
16	c4	125	SER
16	c4	127	ARG
16	c4	129	LYS
16	c4	132	ARG
16	c4	133	ARG
16	c4	136	ARG
17	c5	12	PHE
17	c5	24	LYS
17	c5	29	SER
17	c5	36	LEU
17	c5	40	ARG
17	c5	43	ARG
17	c5	44	ARG
17	c5	52	LYS
17	c5	57	MET
17	c5	69	GLU
17	c5	71	GLU
17	c5	72	LYS
17	c5	77	ARG
17	c5	107	ILE
17	c5	110	GLU
17	c5	122	THR
17	c5	124	THR
17	c5	127	ARG
18	c6	17	THR
18	c6	23	LYS
18	c6	28	LEU
18	c6	34	SER
18	c6	37	THR
18	c6	40	GLU
18	c6	43	ILE
18	c6	48	VAL
18	c6	53	LEU
18	c6	57	LEU
18	c6	68	ARG
18	c6	69	VAL

Continued on next page...

Continued from previous page...

Mol	Chain	Res	Type
18	c6	70	THR
18	c6	81	ILE
18	c6	94	GLN
18	c6	107	LYS
18	c6	110	THR
18	c6	113	ASP
18	c6	114	ARG
18	c6	115	THR
18	c6	117	LEU
18	c6	137	ARG
18	c6	143	ARG
19	c7	8	THR
19	c7	19	ARG
19	c7	34	LEU
19	c7	43	SER
19	c7	46	LEU
19	c7	60	ARG
19	c7	63	LYS
19	c7	69	ILE
19	c7	72	LYS
19	c7	74	GLN
19	c7	83	GLN
19	c7	85	VAL
19	c7	88	VAL
19	c7	104	ASN
19	c7	113	LEU
20	c8	2	SER
20	c8	3	LEU
20	c8	4	VAL
20	c8	6	GLN
20	c8	7	GLU
20	c8	8	GLN
20	c8	12	GLN
20	c8	15	LEU
20	c8	20	THR
20	c8	25	ASN
20	c8	28	ILE
20	c8	33	THR
20	c8	36	LYS
20	c8	40	ARG
20	c8	57	ARG
20	c8	61	LEU

Continued on next page...

Continued from previous page...

Mol	Chain	Res	Type
20	c8	64	GLU
20	c8	86	LEU
20	c8	88	ARG
20	c8	93	THR
20	c8	105	VAL
20	c8	113	LEU
20	c8	116	LEU
20	c8	119	ILE
20	c8	120	ARG
20	c8	133	VAL
20	c8	136	GLN
20	c8	138	THR
20	c8	143	ARG
20	c8	145	ARG
21	c9	6	VAL
21	c9	28	LEU
21	c9	34	VAL
21	c9	35	ASP
21	c9	36	ILE
21	c9	37	VAL
21	c9	46	PRO
21	c9	51	GLU
21	c9	57	ARG
21	c9	71	VAL
21	c9	84	LYS
21	c9	88	VAL
21	c9	111	ILE
21	c9	123	ARG
21	c9	134	ARG
21	c9	135	ILE
21	c9	139	THR
21	c9	142	GLU
21	c9	144	GLU
22	d0	13	GLU
22	d0	20	ILE
22	d0	27	THR
22	d0	31	VAL
22	d0	33	GLN
22	d0	44	ASN
22	d0	47	GLN
22	d0	51	VAL
22	d0	57	ARG

Continued on next page...

Continued from previous page...

Mol	Chain	Res	Type
22	d0	60	THR
22	d0	67	THR
22	d0	70	THR
22	d0	74	GLU
22	d0	81	THR
22	d0	88	LYS
22	d0	89	ARG
22	d0	99	ILE
22	d0	102	ARG
22	d0	103	ILE
22	d0	107	THR
22	d0	108	ILE
22	d0	113	ASP
23	d1	2	GLU
23	d1	5	LYS
23	d1	8	LEU
23	d1	10	GLU
23	d1	11	LEU
23	d1	12	TYR
23	d1	15	ARG
23	d1	32	VAL
23	d1	44	ARG
23	d1	52	THR
23	d1	68	SER
23	d1	78	LEU
23	d1	81	ASN
23	d1	86	SER
24	d2	6	VAL
24	d2	7	LEU
24	d2	15	ASN
24	d2	22	LYS
24	d2	25	VAL
24	d2	26	LEU
24	d2	43	LYS
24	d2	65	LEU
24	d2	74	VAL
24	d2	88	LYS
24	d2	93	LEU
24	d2	103	ILE
24	d2	105	THR
24	d2	129	VAL
25	d3	9	LEU

Continued on next page...

Continued from previous page...

Mol	Chain	Res	Type
25	d3	14	LYS
25	d3	16	ARG
25	d3	19	ARG
25	d3	28	ASN
25	d3	33	LEU
25	d3	36	THR
25	d3	40	SER
25	d3	73	ARG
25	d3	83	VAL
25	d3	84	THR
25	d3	96	VAL
25	d3	103	LEU
25	d3	107	PHE
25	d3	121	ARG
25	d3	131	SER
25	d3	133	LEU
26	d4	5	VAL
26	d4	10	ARG
26	d4	12	VAL
26	d4	26	ASP
26	d4	29	HIS
26	d4	42	GLU
26	d4	43	LYS
26	d4	46	GLU
26	d4	49	LYS
26	d4	62	THR
26	d4	88	THR
26	d4	100	VAL
26	d4	132	ARG
26	d4	133	ASN
27	d5	42	LEU
27	d5	43	ASP
27	d5	46	LYS
27	d5	51	LEU
27	d5	53	GLU
27	d5	57	TYR
27	d5	60	VAL
27	d5	81	ARG
27	d5	93	SER
28	d6	11	ASN
28	d6	24	VAL
28	d6	25	ASN

Continued on next page...

Continued from previous page...

Mol	Chain	Res	Type
28	d6	34	LYS
28	d6	41	ILE
28	d6	44	ILE
28	d6	67	THR
28	d6	76	SER
28	d6	82	ARG
28	d6	85	ARG
28	d6	87	ARG
29	d7	3	LEU
29	d7	4	VAL
29	d7	17	ARG
29	d7	22	LYS
29	d7	43	ILE
29	d7	44	THR
29	d7	72	LYS
30	d8	22	ARG
30	d8	28	VAL
30	d8	33	LEU
30	d8	36	THR
30	d8	48	VAL
30	d8	49	ARG
30	d8	54	LEU
30	d8	58	GLU
30	d8	64	ARG
31	d9	19	ARG
31	d9	30	LEU
31	d9	32	ARG
31	d9	36	LEU
31	d9	54	LYS
31	d9	56	ARG
80	e0	5	HIS
80	e0	23	LYS
80	e0	26	LYS
80	e0	29	LYS
80	e0	38	LEU
80	e0	41	THR
80	e0	43	ARG
80	e0	44	PHE
80	e0	46	ASN
80	e0	55	ARG
80	e0	56	MET
81	e1	86	THR

Continued on next page...

Continued from previous page...

Mol	Chain	Res	Type
81	e1	90	LYS
81	e1	96	LYS
81	e1	100	LEU
81	e1	102	VAL
81	e1	106	TYR
81	e1	107	LYS
81	e1	109	ASP
81	e1	113	LYS
81	e1	119	ARG
81	e1	121	CYS
81	e1	122	SER
81	e1	130	VAL
81	e1	135	HIS
81	e1	137	ASP
81	e1	147	VAL
81	e1	148	TYR
81	e1	150	VAL
34	sR	25	THR
34	sR	42	LEU
34	sR	56	VAL
34	sR	58	VAL
34	sR	59	ARG
34	sR	60	SER
34	sR	65	SER
34	sR	66	HIS
34	sR	76	ASP
34	sR	96	THR
34	sR	101	GLN
34	sR	108	SER
34	sR	136	ILE
34	sR	145	LEU
34	sR	166	SER
34	sR	168	THR
34	sR	184	ASN
34	sR	199	ILE
34	sR	203	THR
34	sR	228	LYS
34	sR	232	TYR
34	sR	245	PHE
34	sR	256	THR
34	sR	266	ASP
34	sR	275	ARG

Continued on next page...

Continued from previous page...

Mol	Chain	Res	Type
34	sR	286	GLU
34	sR	295	SER
34	sR	297	ASP
34	sR	299	GLN
34	sR	317	THR
35	sM	23	LYS
35	sM	27	LYS
35	sM	28	SER
35	sM	33	LYS
35	sM	43	ASP
35	sM	45	SER
35	sM	48	ARG
35	sM	49	LYS
35	sM	53	ARG
35	sM	61	ILE
35	sM	64	LYS
35	sM	74	LYS
35	sM	77	THR
35	sM	79	SER
35	sM	85	SER
39	l2	15	ILE
39	l2	23	ARG
39	l2	32	LEU
39	l2	44	ILE
39	l2	45	VAL
39	l2	46	LYS
39	l2	48	ILE
39	l2	62	VAL
39	l2	70	ARG
39	l2	74	GLU
39	l2	82	VAL
39	l2	96	LEU
39	l2	101	VAL
39	l2	113	VAL
39	l2	114	SER
39	l2	116	VAL
39	l2	137	ILE
39	l2	142	ASP
39	l2	147	ARG
39	l2	149	ARG
39	l2	155	LYS
39	l2	157	VAL

Continued on next page...

Continued from previous page...

Mol	Chain	Res	Type
39	l2	158	ILE
39	l2	179	LEU
39	l2	181	LYS
39	l2	188	LYS
39	l2	193	ARG
39	l2	215	ASN
39	l2	227	ARG
39	l2	241	ARG
39	l2	243	THR
39	l2	246	LEU
40	l3	3	HIS
40	l3	4	ARG
40	l3	10	ARG
40	l3	17	LEU
40	l3	19	ARG
40	l3	21	ARG
40	l3	34	LYS
40	l3	43	LEU
40	l3	47	LEU
40	l3	50	LYS
40	l3	67	PHE
40	l3	70	ARG
40	l3	77	THR
40	l3	79	VAL
40	l3	84	VAL
40	l3	85	VAL
40	l3	102	LEU
40	l3	103	THR
40	l3	104	THR
40	l3	114	VAL
40	l3	116	ARG
40	l3	134	SER
40	l3	139	GLN
40	l3	145	GLU
40	l3	146	ARG
40	l3	148	LEU
40	l3	150	ARG
40	l3	156	SER
40	l3	157	VAL
40	l3	169	THR
40	l3	178	LEU
40	l3	183	LEU

Continued on next page...

Continued from previous page...

Mol	Chain	Res	Type
40	l3	192	VAL
40	l3	196	ARG
40	l3	202	THR
40	l3	205	VAL
40	l3	213	GLU
40	l3	221	THR
40	l3	222	LYS
40	l3	229	VAL
40	l3	232	ARG
40	l3	235	THR
40	l3	238	LEU
40	l3	242	THR
40	l3	248	LYS
40	l3	249	VAL
40	l3	252	ILE
40	l3	261	MET
40	l3	264	VAL
40	l3	284	ARG
40	l3	297	SER
40	l3	304	THR
40	l3	308	MET
40	l3	317	ILE
40	l3	319	ASN
40	l3	320	ASP
40	l3	328	ILE
40	l3	332	ARG
40	l3	335	ILE
40	l3	338	LEU
40	l3	341	SER
40	l3	348	ARG
40	l3	349	LYS
40	l3	355	SER
40	l3	361	THR
40	l3	364	LYS
40	l3	369	ARG
40	l3	376	LYS
40	l3	382	THR
41	l4	3	ARG
41	l4	14	GLU
41	l4	16	THR
41	l4	25	VAL
41	l4	47	ARG

Continued on next page...

Continued from previous page...

Mol	Chain	Res	Type
41	l4	52	VAL
41	l4	60	THR
41	l4	71	VAL
41	l4	93	MET
41	l4	99	MET
41	l4	112	LYS
41	l4	117	GLU
41	l4	120	TYR
41	l4	122	THR
41	l4	138	ARG
41	l4	144	LYS
41	l4	145	ILE
41	l4	150	LEU
41	l4	156	LEU
41	l4	170	LYS
41	l4	172	VAL
41	l4	179	LEU
41	l4	186	LYS
41	l4	187	LEU
41	l4	203	ARG
41	l4	206	LEU
41	l4	217	LYS
41	l4	220	ARG
41	l4	230	VAL
41	l4	246	ARG
41	l4	258	LEU
41	l4	289	ILE
41	l4	290	ILE
41	l4	293	SER
41	l4	300	ARG
41	l4	301	PRO
41	l4	306	THR
41	l4	307	GLN
41	l4	308	LYS
41	l4	313	LEU
41	l4	319	LYS
41	l4	323	VAL
41	l4	327	LEU
41	l4	339	LEU
41	l4	342	LYS
41	l4	345	GLU
41	l4	347	THR

Continued on next page...

Continued from previous page...

Mol	Chain	Res	Type
41	14	356	THR
41	14	359	LEU
42	15	4	GLN
42	15	5	LYS
42	15	34	LYS
42	15	35	ARG
42	15	51	LEU
42	15	65	ILE
42	15	68	THR
42	15	70	THR
42	15	74	VAL
42	15	75	LEU
42	15	89	THR
42	15	93	THR
42	15	110	LEU
42	15	112	LYS
42	15	113	LEU
42	15	115	LEU
42	15	118	THR
42	15	120	LYS
42	15	133	GLU
42	15	136	GLU
42	15	144	VAL
42	15	146	LEU
42	15	148	ILE
42	15	152	ARG
42	15	155	THR
42	15	164	LYS
42	15	177	GLU
42	15	183	TRP
42	15	185	PHE
42	15	186	GLU
42	15	194	LEU
42	15	205	SER
42	15	211	LEU
42	15	227	LEU
42	15	241	THR
42	15	254	LYS
42	15	258	LYS
42	15	259	LYS
42	15	262	LYS
42	15	268	GLU

Continued on next page...

Continued from previous page...

Mol	Chain	Res	Type
42	15	273	ARG
42	15	275	THR
42	15	276	LYS
42	15	282	ARG
42	15	297	GLN
43	16	8	LYS
43	16	20	LYS
43	16	21	THR
43	16	31	ARG
43	16	46	ARG
43	16	50	LYS
43	16	64	LEU
43	16	65	ILE
43	16	78	ARG
43	16	79	VAL
43	16	88	SER
43	16	89	THR
43	16	93	VAL
43	16	98	VAL
43	16	99	GLU
43	16	108	LYS
43	16	109	GLU
43	16	131	LYS
43	16	133	GLU
43	16	151	LYS
43	16	152	THR
43	16	155	LEU
43	16	162	SER
43	16	175	LYS
44	17	22	THR
44	17	24	GLU
44	17	26	VAL
44	17	41	ARG
44	17	56	GLU
44	17	59	GLU
44	17	60	ARG
44	17	77	VAL
44	17	83	LEU
44	17	88	ARG
44	17	98	LYS
44	17	100	ARG
44	17	110	ARG

Continued on next page...

Continued from previous page...

Mol	Chain	Res	Type
44	17	124	LEU
44	17	130	ILE
44	17	156	ILE
44	17	158	LYS
44	17	159	GLN
44	17	173	LEU
44	17	175	LYS
44	17	179	LEU
44	17	184	LEU
44	17	196	LYS
44	17	219	LYS
44	17	229	PHE
44	17	234	GLU
44	17	239	LEU
45	18	41	GLN
45	18	50	VAL
45	18	65	LEU
45	18	67	ILE
45	18	71	VAL
45	18	74	THR
45	18	81	THR
45	18	93	LEU
45	18	95	ASN
45	18	109	LEU
45	18	111	LYS
45	18	136	LEU
45	18	145	ASN
45	18	149	LYS
45	18	160	ILE
45	18	163	VAL
45	18	164	VAL
45	18	169	LEU
45	18	172	LYS
45	18	183	LYS
45	18	185	ARG
45	18	191	ASN
45	18	192	GLN
45	18	200	LEU
45	18	211	LEU
45	18	214	LEU
45	18	217	THR
45	18	230	LYS

Continued on next page...

Continued from previous page...

Mol	Chain	Res	Type
45	18	241	LYS
45	18	245	LYS
45	18	248	LYS
46	19	5	GLN
46	19	6	THR
46	19	16	VAL
46	19	18	VAL
46	19	31	ARG
46	19	33	THR
46	19	43	VAL
46	19	44	THR
46	19	46	THR
46	19	52	LEU
46	19	55	VAL
46	19	62	ARG
46	19	68	LEU
46	19	69	ARG
46	19	70	THR
46	19	80	THR
46	19	82	VAL
46	19	105	GLU
46	19	124	ARG
46	19	133	THR
46	19	144	ILE
46	19	151	VAL
46	19	157	ASN
46	19	161	LEU
46	19	162	GLN
46	19	166	ARG
46	19	170	LYS
46	19	179	ILE
46	19	188	THR
46	19	191	LEU
47	m0	4	ARG
47	m0	7	ARG
47	m0	24	ARG
47	m0	35	ASP
47	m0	36	LEU
47	m0	38	LYS
47	m0	39	LYS
47	m0	48	LEU
47	m0	52	LEU

Continued on next page...

Continued from previous page...

Mol	Chain	Res	Type
47	m0	54	SER
47	m0	57	LEU
47	m0	58	GLU
47	m0	63	GLU
47	m0	74	LYS
47	m0	76	MET
47	m0	78	THR
47	m0	87	LEU
47	m0	91	VAL
47	m0	99	ILE
47	m0	101	LYS
47	m0	129	VAL
47	m0	130	ASP
47	m0	139	ARG
47	m0	140	THR
47	m0	143	SER
47	m0	144	ASN
47	m0	153	ARG
47	m0	156	ARG
47	m0	167	LEU
47	m0	169	LYS
47	m0	185	ARG
47	m0	197	VAL
47	m0	203	LYS
47	m0	205	SER
47	m0	206	LEU
47	m0	209	ASN
47	m0	211	ARG
47	m0	212	GLU
47	m0	217	PHE
48	m1	10	ARG
48	m1	11	ASP
48	m1	12	LEU
48	m1	13	LYS
48	m1	31	THR
48	m1	34	SER
48	m1	44	THR
48	m1	54	VAL
48	m1	55	ARG
48	m1	56	THR
48	m1	80	LEU
48	m1	94	ARG

Continued on next page...

Continued from previous page...

Mol	Chain	Res	Type
48	m1	106	ILE
48	m1	107	ASP
48	m1	112	LEU
48	m1	115	LYS
48	m1	129	VAL
48	m1	137	ARG
48	m1	140	ARG
48	m1	142	LYS
48	m1	153	LYS
48	m1	158	ASP
48	m1	159	THR
48	m1	171	VAL
49	m3	54	LEU
49	m3	55	ARG
49	m3	58	VAL
49	m3	59	ARG
49	m3	67	ARG
49	m3	69	VAL
49	m3	73	ARG
49	m3	107	GLU
49	m3	114	GLN
49	m3	121	SER
49	m3	123	ILE
49	m3	124	ILE
49	m3	128	ARG
49	m3	131	LYS
49	m3	149	GLN
49	m3	152	THR
49	m3	164	GLU
49	m3	165	SER
49	m3	168	ARG
49	m3	183	ARG
49	m3	184	GLU
49	m3	194	GLU
50	m4	3	THR
50	m4	4	ASP
50	m4	10	SER
50	m4	13	ARG
50	m4	20	VAL
50	m4	27	GLN
50	m4	42	LYS
50	m4	53	VAL

Continued on next page...

Continued from previous page...

Mol	Chain	Res	Type
50	m4	62	GLN
50	m4	64	VAL
50	m4	72	LEU
50	m4	80	THR
50	m4	82	SER
50	m4	92	GLU
50	m4	105	GLN
50	m4	106	ARG
50	m4	113	THR
50	m4	126	GLN
50	m4	130	THR
50	m4	135	LEU
51	m5	5	LYS
51	m5	8	GLU
51	m5	10	LEU
51	m5	12	ARG
51	m5	20	ARG
51	m5	22	LEU
51	m5	24	ARG
51	m5	49	ARG
51	m5	66	VAL
51	m5	76	PRO
51	m5	80	THR
51	m5	85	THR
51	m5	91	GLU
51	m5	96	ARG
51	m5	97	SER
51	m5	98	LEU
51	m5	105	ARG
51	m5	138	GLN
51	m5	151	ILE
51	m5	153	ASP
51	m5	155	VAL
51	m5	159	ARG
51	m5	170	LYS
51	m5	171	SER
51	m5	175	ASN
51	m5	183	THR
51	m5	184	LYS
51	m5	190	THR
51	m5	204	LYS
52	m6	22	VAL

Continued on next page...

Continued from previous page...

Mol	Chain	Res	Type
52	m6	25	LYS
52	m6	34	VAL
52	m6	41	LEU
52	m6	58	LEU
52	m6	59	ARG
52	m6	60	LYS
52	m6	66	LYS
52	m6	67	THR
52	m6	68	ARG
52	m6	74	ARG
52	m6	78	ARG
52	m6	85	ARG
52	m6	100	GLU
52	m6	106	GLU
52	m6	108	ILE
52	m6	110	PRO
52	m6	117	ARG
52	m6	122	GLN
52	m6	124	LEU
52	m6	128	ARG
52	m6	129	LEU
52	m6	130	LYS
52	m6	144	SER
52	m6	152	VAL
52	m6	160	ARG
52	m6	166	GLU
52	m6	167	TYR
52	m6	171	LYS
52	m6	175	THR
52	m6	182	ASN
52	m6	190	VAL
52	m6	197	LEU
53	m7	9	THR
53	m7	24	VAL
53	m7	29	THR
53	m7	32	THR
53	m7	41	LEU
53	m7	52	LEU
53	m7	55	GLN
53	m7	56	ARG
53	m7	74	LYS
53	m7	79	THR

Continued on next page...

Continued from previous page...

Mol	Chain	Res	Type
53	m7	94	LEU
53	m7	103	GLU
53	m7	112	LEU
53	m7	114	VAL
53	m7	119	VAL
53	m7	126	ARG
53	m7	127	ARG
53	m7	128	ARG
53	m7	144	SER
54	m8	3	ILE
54	m8	7	SER
54	m8	17	THR
54	m8	22	ASP
54	m8	24	VAL
54	m8	26	LEU
54	m8	32	LEU
54	m8	34	THR
54	m8	49	LEU
54	m8	57	ILE
54	m8	63	SER
54	m8	64	VAL
54	m8	80	THR
54	m8	81	VAL
54	m8	86	THR
54	m8	93	ILE
54	m8	95	GLU
54	m8	100	THR
54	m8	104	LEU
54	m8	111	ARG
54	m8	113	LYS
54	m8	129	VAL
54	m8	135	GLN
54	m8	137	THR
54	m8	144	ARG
54	m8	165	ILE
54	m8	167	SER
54	m8	168	THR
54	m8	170	ARG
54	m8	171	LYS
55	m9	7	GLN
55	m9	10	LEU
55	m9	17	VAL

Continued on next page...

Continued from previous page...

Mol	Chain	Res	Type
55	m9	20	ARG
55	m9	29	THR
55	m9	31	GLU
55	m9	36	ASN
55	m9	39	ASN
55	m9	43	LYS
55	m9	49	THR
55	m9	52	LYS
55	m9	56	THR
55	m9	57	VAL
55	m9	61	SER
55	m9	63	THR
55	m9	70	LYS
55	m9	74	ARG
55	m9	76	SER
55	m9	99	LEU
55	m9	105	LEU
55	m9	106	LEU
55	m9	126	GLU
55	m9	138	LEU
55	m9	152	GLU
55	m9	153	LYS
55	m9	158	GLU
55	m9	164	LEU
55	m9	167	ARG
55	m9	170	ARG
55	m9	177	VAL
56	n0	1	MET
56	n0	13	ARG
56	n0	17	GLU
56	n0	21	GLU
56	n0	23	LYS
56	n0	39	SER
56	n0	49	HIS
56	n0	50	LYS
56	n0	52	LYS
56	n0	61	ILE
56	n0	70	THR
56	n0	73	LYS
56	n0	87	THR
56	n0	96	ASP
56	n0	97	VAL

Continued on next page...

Continued from previous page...

Mol	Chain	Res	Type
56	n0	100	VAL
56	n0	104	GLU
56	n0	105	THR
56	n0	115	ARG
56	n0	117	ARG
56	n0	120	SER
56	n0	130	GLU
56	n0	132	THR
56	n0	136	LYS
56	n0	148	LEU
56	n0	161	LYS
56	n0	162	THR
56	n0	164	SER
56	n0	166	LYS
56	n0	169	SER
56	n0	172	TYR
57	n1	3	LYS
57	n1	9	SER
57	n1	12	ARG
57	n1	25	VAL
57	n1	26	HIS
57	n1	55	LYS
57	n1	68	THR
57	n1	78	LYS
57	n1	80	VAL
57	n1	83	ARG
57	n1	86	GLU
57	n1	88	ARG
57	n1	89	LEU
57	n1	102	ARG
57	n1	104	GLU
57	n1	122	GLN
57	n1	126	VAL
57	n1	127	GLN
57	n1	130	ARG
57	n1	131	GLN
57	n1	135	PRO
57	n1	139	ARG
57	n1	140	ILE
57	n1	143	THR
57	n1	150	THR
57	n1	154	VAL

Continued on next page...

Continued from previous page...

Mol	Chain	Res	Type
57	n1	160	ILE
58	n2	16	THR
58	n2	27	VAL
58	n2	28	PHE
58	n2	37	LEU
58	n2	43	VAL
58	n2	55	THR
58	n2	63	VAL
58	n2	66	VAL
58	n2	88	GLN
58	n2	90	ARG
58	n2	98	THR
58	n2	100	THR
58	n2	105	LEU
59	n3	7	GLN
59	n3	13	ILE
59	n3	48	ARG
59	n3	69	LEU
59	n3	73	VAL
59	n3	88	ARG
59	n3	91	VAL
59	n3	120	LYS
60	n4	1	MET
60	n4	7	SER
60	n4	34	SER
60	n4	39	LEU
60	n4	43	ARG
60	n4	54	LEU
60	n4	63	ILE
60	n4	96	LEU
60	n4	97	LYS
60	n4	99	GLU
60	n4	100	VAL
60	n4	107	GLU
60	n4	119	GLU
60	n4	120	LYS
60	n4	127	LYS
60	n4	135	SER
61	n5	24	LEU
61	n5	27	ARG
61	n5	34	LEU
61	n5	37	THR

Continued on next page...

Continued from previous page...

Mol	Chain	Res	Type
61	n5	38	LEU
61	n5	40	LEU
61	n5	45	LYS
61	n5	56	ARG
61	n5	57	LEU
61	n5	63	ILE
61	n5	71	THR
61	n5	74	LYS
61	n5	104	GLU
61	n5	108	LEU
61	n5	109	LYS
61	n5	115	ARG
61	n5	117	ASN
61	n5	125	ARG
61	n5	129	ASP
61	n5	133	LEU
61	n5	135	ILE
61	n5	142	ILE
62	n6	4	GLN
62	n6	10	SER
62	n6	12	ARG
62	n6	13	ARG
62	n6	14	LYS
62	n6	17	LYS
62	n6	37	LYS
62	n6	39	LEU
62	n6	40	ARG
62	n6	43	TYR
62	n6	45	ILE
62	n6	50	ILE
62	n6	55	GLU
62	n6	56	VAL
62	n6	57	LEU
62	n6	62	SER
62	n6	64	LYS
62	n6	66	GLN
62	n6	74	TYR
62	n6	76	LEU
62	n6	80	VAL
62	n6	83	ASP
62	n6	86	THR
62	n6	94	SER

Continued on next page...

Continued from previous page...

Mol	Chain	Res	Type
62	n6	95	VAL
62	n6	115	ARG
62	n6	120	GLN
63	n7	3	LYS
63	n7	14	VAL
63	n7	17	ARG
63	n7	21	LYS
63	n7	24	VAL
63	n7	34	LYS
63	n7	46	ILE
63	n7	52	LYS
63	n7	81	LEU
63	n7	83	THR
63	n7	90	GLU
63	n7	94	SER
63	n7	99	GLU
63	n7	103	GLN
63	n7	105	SER
63	n7	111	LYS
63	n7	126	LYS
63	n7	134	LEU
63	n7	135	ARG
64	n8	4	ARG
64	n8	6	THR
64	n8	8	THR
64	n8	10	LYS
64	n8	26	ARG
64	n8	27	LYS
64	n8	34	MET
64	n8	47	LYS
64	n8	60	TYR
64	n8	65	GLN
64	n8	76	ASP
64	n8	80	THR
64	n8	82	ILE
64	n8	85	ASP
64	n8	91	LEU
64	n8	98	THR
64	n8	115	LYS
64	n8	117	ARG
64	n8	128	ARG
64	n8	132	LYS

Continued on next page...

Continued from previous page...

Mol	Chain	Res	Type
64	n8	133	LEU
64	n8	139	ARG
65	n9	12	GLN
65	n9	14	ARG
65	n9	22	LYS
65	n9	23	LYS
65	n9	33	LYS
65	n9	35	VAL
65	n9	38	LYS
65	n9	52	LYS
65	n9	58	LYS
65	n9	59	LYS
66	o0	8	GLU
66	o0	9	SER
66	o0	10	ILE
66	o0	12	GLN
66	o0	14	LEU
66	o0	19	LYS
66	o0	33	SER
66	o0	40	LYS
66	o0	41	LEU
66	o0	48	THR
66	o0	61	MET
66	o0	68	TYR
66	o0	81	VAL
66	o0	84	LEU
66	o0	86	ARG
66	o0	87	VAL
67	o1	6	ASP
67	o1	8	VAL
67	o1	13	THR
67	o1	16	LEU
67	o1	26	LYS
67	o1	31	ARG
67	o1	34	LYS
67	o1	44	MET
67	o1	46	THR
67	o1	55	LEU
67	o1	61	LYS
67	o1	76	SER
67	o1	90	PHE
67	o1	91	SER

Continued on next page...

Continued from previous page...

Mol	Chain	Res	Type
67	o1	93	VAL
67	o1	100	SER
67	o1	102	LYS
67	o1	104	LEU
67	o1	106	THR
67	o1	107	VAL
67	o1	110	GLU
68	o2	4	LEU
68	o2	16	LYS
68	o2	18	LYS
68	o2	19	ARG
68	o2	24	ARG
68	o2	31	ASN
68	o2	33	ARG
68	o2	41	VAL
68	o2	51	SER
68	o2	54	LYS
68	o2	59	SER
68	o2	73	THR
68	o2	75	LEU
68	o2	82	LEU
68	o2	87	MET
68	o2	106	VAL
68	o2	109	LEU
68	o2	111	ARG
68	o2	113	LYS
68	o2	125	ARG
68	o2	126	LEU
69	o3	10	LYS
69	o3	21	ARG
69	o3	28	SER
69	o3	31	LYS
69	o3	37	THR
69	o3	49	ILE
69	o3	57	LYS
69	o3	59	VAL
69	o3	81	VAL
69	o3	90	PRO
69	o3	92	LYS
69	o3	98	VAL
69	o3	105	SER
69	o3	107	ILE

Continued on next page...

Continued from previous page...

Mol	Chain	Res	Type
70	o4	3	GLN
70	o4	9	ARG
70	o4	20	ILE
70	o4	24	LYS
70	o4	29	ILE
70	o4	30	LEU
70	o4	40	THR
70	o4	56	THR
70	o4	58	ARG
70	o4	65	VAL
70	o4	68	THR
70	o4	79	SER
70	o4	108	GLN
71	o5	21	LEU
71	o5	27	GLU
71	o5	28	LEU
71	o5	31	LEU
71	o5	38	ARG
71	o5	43	LYS
71	o5	45	LYS
71	o5	47	VAL
71	o5	57	VAL
71	o5	62	GLN
71	o5	69	LEU
71	o5	79	ASP
71	o5	81	ARG
71	o5	84	LYS
71	o5	85	THR
71	o5	89	ARG
71	o5	98	SER
71	o5	101	THR
71	o5	107	LYS
71	o5	108	GLN
72	o6	3	VAL
72	o6	7	ILE
72	o6	9	ILE
72	o6	18	THR
72	o6	21	THR
72	o6	26	ILE
72	o6	29	LYS
72	o6	35	ASN
72	o6	36	ARG

Continued on next page...

Continued from previous page...

Mol	Chain	Res	Type
72	o6	37	THR
72	o6	38	LYS
72	o6	43	LEU
72	o6	45	ARG
72	o6	57	LEU
72	o6	58	ILE
72	o6	59	ASP
72	o6	63	ASN
72	o6	66	GLU
72	o6	68	ARG
72	o6	75	LYS
72	o6	76	ARG
72	o6	79	SER
72	o6	81	THR
72	o6	98	ARG
73	o7	17	THR
73	o7	21	ARG
73	o7	24	ARG
73	o7	25	ARG
73	o7	31	LYS
73	o7	33	THR
73	o7	44	THR
73	o7	55	ARG
73	o7	58	THR
73	o7	59	THR
73	o7	67	LEU
73	o7	68	LYS
73	o7	75	LYS
73	o7	80	THR
73	o7	84	SER
74	o8	5	ILE
74	o8	6	THR
74	o8	8	ILE
74	o8	17	ARG
74	o8	24	THR
74	o8	41	THR
74	o8	46	ARG
74	o8	53	THR
74	o8	64	LYS
74	o8	65	LEU
74	o8	72	THR
75	o9	4	GLN

Continued on next page...

Continued from previous page...

Mol	Chain	Res	Type
75	o9	21	ARG
75	o9	47	THR
75	o9	48	LYS
75	o9	51	ILE
76	q0	79	GLU
76	q0	85	LEU
76	q0	93	LYS
76	q0	112	LYS
76	q0	113	ARG
76	q0	114	LYS
76	q0	120	GLN
76	q0	126	LYS
76	q0	127	LEU
77	q1	6	ARG
77	q1	9	ARG
77	q1	13	LEU
77	q1	21	ARG
77	q1	23	ARG
77	q1	24	SER
78	q2	2	VAL
78	q2	4	VAL
78	q2	6	LYS
78	q2	7	THR
78	q2	8	ARG
78	q2	16	THR
78	q2	32	LYS
78	q2	46	LYS
78	q2	63	LYS
78	q2	73	GLU
78	q2	78	LYS
78	q2	79	THR
78	q2	83	LEU
78	q2	84	THR
78	q2	85	LEU
78	q2	89	LYS
78	q2	93	LEU
78	q2	104	LEU
79	q3	3	LYS
79	q3	5	THR
79	q3	10	ILE
79	q3	20	SER
79	q3	22	LEU

Continued on next page...

Continued from previous page...

Mol	Chain	Res	Type
79	q3	23	ARG
79	q3	24	ARG
79	q3	44	LYS
79	q3	45	LYS
79	q3	48	LYS
79	q3	49	ARG
79	q3	54	ILE
79	q3	56	THR
79	q3	78	THR
79	q3	90	VAL
83	p0	4	ILE
83	p0	5	ARG
83	p0	15	LEU
83	p0	25	LEU
83	p0	30	VAL
83	p0	39	HIS
83	p0	43	LYS
83	p0	50	VAL
83	p0	51	VAL
83	p0	57	THR
83	p0	60	ARG
83	p0	68	SER
83	p0	69	ASP
83	p0	70	LEU
83	p0	72	ASP
83	p0	76	LEU
83	p0	81	LYS
83	p0	84	VAL
83	p0	91	GLU
83	p0	93	LEU
83	p0	97	LYS
83	p0	103	ASN

Some sidechains can be flipped to improve hydrogen bonding and reduce clashes. All (28) such sidechains are listed below:

Mol	Chain	Res	Type
9	S7	180	GLN
13	C1	110	HIS
23	D1	74	GLN
33	E1	135	HIS
34	SR	159	ASN
39	L2	83	HIS

Continued on next page...

Continued from previous page...

Mol	Chain	Res	Type
39	L2	209	HIS
40	L3	256	HIS
42	L5	40	HIS
44	L7	244	ASN
59	N3	98	ASN
66	O0	11	ASN
3	s1	209	ASN
3	s1	211	HIS
6	s4	231	GLN
8	s6	197	ASN
8	s6	201	GLN
11	s9	110	GLN
12	c0	32	HIS
20	c8	55	HIS
22	d0	72	ASN
26	d4	22	GLN
34	sR	184	ASN
46	l9	102	ASN
48	m1	95	ASN
51	m5	194	GLN
72	o6	63	ASN
78	q2	102	GLN

5.3.3 RNA ⓘ

Mol	Chain	Analysed	Backbone Outliers	Pucker Outliers
1	2	1747/1800 (97%)	451 (25%)	0
1	6	1792/1800 (99%)	435 (24%)	0
36	1	3145/3396 (92%)	619 (19%)	0
36	5	3145/3396 (92%)	623 (19%)	0
37	3	120/121 (99%)	10 (8%)	0
37	7	120/121 (99%)	17 (14%)	0
38	4	157/158 (99%)	33 (21%)	0
38	8	157/158 (99%)	38 (24%)	0
All	All	10383/10950 (94%)	2226 (21%)	0

All (2226) RNA backbone outliers are listed below:

Mol	Chain	Res	Type
1	2	2	A
1	2	4	C

Continued on next page...

Continued from previous page...

Mol	Chain	Res	Type
1	2	8	U
1	2	17	C
1	2	25	C
1	2	26	A
1	2	27	U
1	2	34	G
1	2	39	A
1	2	40	A
1	2	45	U
1	2	46	A
1	2	47	A
1	2	50	C
1	2	57	G
1	2	60	U
1	2	67	A
1	2	68	A
1	2	69	G
1	2	72	A
1	2	73	U
1	2	74	U
1	2	75	U
1	2	77	U
1	2	97	C
1	2	104	A
1	2	114	C
1	2	115	G
1	2	127	G
1	2	131	C
1	2	132	U
1	2	133	U
1	2	134	U
1	2	135	A
1	2	136	C
1	2	137	U
1	2	140	A
1	2	141	U
1	2	142	G
1	2	144	U
1	2	145	A
1	2	146	U
1	2	153	G
1	2	158	U

Continued on next page...

Continued from previous page...

Mol	Chain	Res	Type
1	2	159	U
1	2	169	A
1	2	170	U
1	2	178	U
1	2	179	A
1	2	185	U
1	2	186	C
1	2	187	G
1	2	188	A
1	2	190	C
1	2	191	C
1	2	192	U
1	2	193	U
1	2	194	U
1	2	195	G
1	2	196	G
1	2	197	A
1	2	198	A
1	2	200	A
1	2	215	A
1	2	217	A
1	2	218	A
1	2	219	A
1	2	226	A
1	2	227	U
1	2	228	G
1	2	231	U
1	2	233	C
1	2	234	G
1	2	235	G
1	2	238	U
1	2	239	C
1	2	240	U
1	2	241	U
1	2	242	U
1	2	250	C
1	2	260	U
1	2	261	U
1	2	265	A
1	2	266	A
1	2	271	A
1	2	272	U

Continued on next page...

Continued from previous page...

Mol	Chain	Res	Type
1	2	277	U
1	2	278	U
1	2	279	G
1	2	280	U
1	2	281	G
1	2	288	A
1	2	299	A
1	2	308	C
1	2	309	C
1	2	314	C
1	2	316	A
1	2	319	U
1	2	320	U
1	2	321	C
1	2	322	G
1	2	337	G
1	2	338	C
1	2	341	A
1	2	352	A
1	2	359	A
1	2	360	A
1	2	361	C
1	2	387	A
1	2	400	A
1	2	401	A
1	2	402	C
1	2	403	G
1	2	404	G
1	2	414	C
1	2	416	A
1	2	417	A
1	2	418	G
1	2	424	C
1	2	425	A
1	2	426	G
1	2	428	A
1	2	434	G
1	2	439	U
1	2	444	C
1	2	445	A
1	2	448	C
1	2	475	A

Continued on next page...

Continued from previous page...

Mol	Chain	Res	Type
1	2	484	C
1	2	485	A
1	2	488	G
1	2	493	U
1	2	494	U
1	2	495	C
1	2	496	G
1	2	497	G
1	2	498	G
1	2	499	U
1	2	500	C
1	2	502	U
1	2	504	U
1	2	505	A
1	2	506	A
1	2	507	U
1	2	508	U
1	2	510	G
1	2	511	A
1	2	512	A
1	2	513	U
1	2	514	G
1	2	515	A
1	2	525	A
1	2	527	A
1	2	532	U
1	2	536	C
1	2	538	A
1	2	539	G
1	2	540	G
1	2	541	A
1	2	542	A
1	2	543	C
1	2	544	A
1	2	548	G
1	2	557	G
1	2	558	U
1	2	559	C
1	2	565	C
1	2	569	C
1	2	570	A
1	2	579	A

Continued on next page...

Continued from previous page...

Mol	Chain	Res	Type
1	2	580	A
1	2	582	U
1	2	585	A
1	2	594	A
1	2	595	G
1	2	609	U
1	2	611	U
1	2	617	U
1	2	619	A
1	2	620	A
1	2	622	A
1	2	623	A
1	2	639	U
1	2	640	U
1	2	645	C
1	2	650	U
1	2	653	C
1	2	655	G
1	2	656	G
1	2	658	C
1	2	677	G
1	2	680	U
1	2	682	C
1	2	684	A
1	2	685	A
1	2	686	C
1	2	690	G
1	2	694	U
1	2	696	C
1	2	697	C
1	2	700	C
1	2	702	G
1	2	703	G
1	2	704	C
1	2	705	U
1	2	707	A
1	2	709	C
1	2	710	U
1	2	712	G
1	2	713	A
1	2	714	G
1	2	717	C

Continued on next page...

Continued from previous page...

Mol	Chain	Res	Type
1	2	718	U
1	2	719	U
1	2	721	U
1	2	722	G
1	2	723	G
1	2	725	U
1	2	727	U
1	2	729	G
1	2	730	G
1	2	731	C
1	2	732	G
1	2	733	A
1	2	734	A
1	2	735	C
1	2	736	C
1	2	737	A
1	2	738	G
1	2	742	U
1	2	743	U
1	2	745	U
1	2	754	A
1	2	755	A
1	2	756	A
1	2	758	U
1	2	759	U
1	2	765	G
1	2	766	U
1	2	774	A
1	2	775	G
1	2	778	G
1	2	779	U
1	2	780	A
1	2	781	U
1	2	782	U
1	2	783	G
1	2	784	C
1	2	789	A
1	2	790	U
1	2	794	U
1	2	812	A
1	2	815	G
1	2	816	G

Continued on next page...

Continued from previous page...

Mol	Chain	Res	Type
1	2	818	C
1	2	819	G
1	2	820	U
1	2	821	U
1	2	823	G
1	2	824	G
1	2	829	A
1	2	830	U
1	2	831	U
1	2	833	U
1	2	835	U
1	2	837	G
1	2	840	U
1	2	846	G
1	2	856	A
1	2	862	A
1	2	863	A
1	2	876	G
1	2	886	U
1	2	898	A
1	2	912	U
1	2	913	G
1	2	914	G
1	2	933	A
1	2	935	U
1	2	942	G
1	2	944	A
1	2	951	A
1	2	960	U
1	2	966	A
1	2	982	U
1	2	988	A
1	2	992	A
1	2	993	A
1	2	995	A
1	2	997	G
1	2	1003	A
1	2	1004	U
1	2	1005	A
1	2	1020	A
1	2	1021	C
1	2	1026	A

Continued on next page...

Continued from previous page...

Mol	Chain	Res	Type
1	2	1028	C
1	2	1031	U
1	2	1039	A
1	2	1040	G
1	2	1044	U
1	2	1052	U
1	2	1053	G
1	2	1058	U
1	2	1059	U
1	2	1060	U
1	2	1061	A
1	2	1063	U
1	2	1074	G
1	2	1079	U
1	2	1080	U
1	2	1082	C
1	2	1086	A
1	2	1087	A
1	2	1091	A
1	2	1092	A
1	2	1096	C
1	2	1097	U
1	2	1100	G
1	2	1101	G
1	2	1111	G
1	2	1138	A
1	2	1146	G
1	2	1149	G
1	2	1151	A
1	2	1157	A
1	2	1158	C
1	2	1160	A
1	2	1163	A
1	2	1167	G
1	2	1176	G
1	2	1185	U
1	2	1191	U
1	2	1194	A
1	2	1196	A
1	2	1197	C
1	2	1199	G
1	2	1200	G

Continued on next page...

Continued from previous page...

Mol	Chain	Res	Type
1	2	1202	A
1	2	1203	A
1	2	1207	C
1	2	1208	A
1	2	1217	A
1	2	1218	G
1	2	1227	A
1	2	1228	G
1	2	1235	C
1	2	1241	G
1	2	1244	A
1	2	1245	G
1	2	1250	U
1	2	1251	U
1	2	1257	U
1	2	1258	U
1	2	1274	C
1	2	1286	U
1	2	1314	U
1	2	1315	U
1	2	1321	A
1	2	1337	A
1	2	1339	C
1	2	1340	U
1	2	1341	A
1	2	1344	A
1	2	1345	A
1	2	1361	U
1	2	1363	U
1	2	1364	G
1	2	1370	U
1	2	1371	A
1	2	1372	U
1	2	1379	C
1	2	1390	U
1	2	1398	U
1	2	1399	C
1	2	1400	A
1	2	1412	G
1	2	1413	U
1	2	1414	U
1	2	1415	U

Continued on next page...

Continued from previous page...

Mol	Chain	Res	Type
1	2	1427	A
1	2	1428	G
1	2	1431	C
1	2	1446	A
1	2	1448	G
1	2	1457	C
1	2	1459	C
1	2	1461	C
1	2	1462	G
1	2	1464	G
1	2	1471	A
1	2	1473	U
1	2	1474	G
1	2	1475	A
1	2	1482	C
1	2	1486	G
1	2	1489	U
1	2	1490	C
1	2	1491	U
1	2	1492	A
1	2	1493	A
1	2	1499	G
1	2	1506	G
1	2	1514	U
1	2	1516	A
1	2	1521	G
1	2	1523	G
1	2	1524	A
1	2	1535	U
1	2	1536	G
1	2	1537	C
1	2	1538	U
1	2	1540	G
1	2	1548	G
1	2	1557	U
1	2	1559	A
1	2	1569	A
1	2	1574	G
1	2	1584	G
1	2	1590	G
1	2	1601	G
1	2	1614	A

Continued on next page...

Continued from previous page...

Mol	Chain	Res	Type
1	2	1616	G
1	2	1626	U
1	2	1631	A
1	2	1657	U
1	2	1658	G
1	2	1664	C
1	2	1680	G
1	2	1682	U
1	2	1683	C
1	2	1684	U
1	2	1728	A
1	2	1729	C
1	2	1731	A
1	2	1736	G
1	2	1756	A
1	2	1759	C
1	2	1760	G
1	2	1761	U
1	2	1762	A
1	2	1766	A
1	2	1769	U
1	2	1780	G
1	2	1782	A
1	2	1783	C
1	2	1792	G
1	2	1793	G
1	2	1794	A
1	2	1795	U
1	2	1796	C
36	1	13	A
36	1	14	U
36	1	26	A
36	1	40	A
36	1	43	A
36	1	49	A
36	1	59	G
36	1	60	A
36	1	61	A
36	1	65	A
36	1	66	A
36	1	73	C
36	1	74	G

Continued on next page...

Continued from previous page...

Mol	Chain	Res	Type
36	1	75	G
36	1	83	U
36	1	92	G
36	1	93	C
36	1	99	A
36	1	109	A
36	1	110	G
36	1	113	C
36	1	121	A
36	1	122	A
36	1	133	U
36	1	135	C
36	1	136	G
36	1	156	G
36	1	157	A
36	1	160	G
36	1	166	C
36	1	169	U
36	1	170	G
36	1	172	G
36	1	173	G
36	1	187	A
36	1	190	U
36	1	191	U
36	1	192	C
36	1	210	U
36	1	218	G
36	1	219	A
36	1	224	C
36	1	230	U
36	1	234	G
36	1	240	U
36	1	241	G
36	1	243	G
36	1	249	U
36	1	250	U
36	1	251	G
36	1	252	U
36	1	269	G
36	1	283	G
36	1	286	U
36	1	295	A

Continued on next page...

Continued from previous page...

Mol	Chain	Res	Type
36	1	298	U
36	1	323	A
36	1	329	U
36	1	338	A
36	1	339	C
36	1	349	A
36	1	350	C
36	1	376	G
36	1	397	A
36	1	399	A
36	1	401	U
36	1	402	A
36	1	403	C
36	1	421	G
36	1	422	A
36	1	424	G
36	1	438	A
36	1	440	A
36	1	495	G
36	1	520	U
36	1	521	A
36	1	535	G
36	1	536	U
36	1	544	C
36	1	546	C
36	1	547	G
36	1	548	G
36	1	551	A
36	1	552	G
36	1	555	U
36	1	557	A
36	1	559	A
36	1	568	G
36	1	578	A
36	1	579	G
36	1	592	A
36	1	602	A
36	1	604	G
36	1	609	G
36	1	611	A
36	1	619	A
36	1	620	U

Continued on next page...

Continued from previous page...

Mol	Chain	Res	Type
36	1	621	A
36	1	623	U
36	1	624	G
36	1	625	G
36	1	636	C
36	1	649	A
36	1	656	A
36	1	660	A
36	1	661	G
36	1	677	A
36	1	681	U
36	1	684	G
36	1	691	A
36	1	705	A
36	1	712	G
36	1	715	A
36	1	716	A
36	1	719	U
36	1	764	U
36	1	765	C
36	1	766	U
36	1	767	U
36	1	776	U
36	1	777	U
36	1	780	A
36	1	781	G
36	1	785	G
36	1	799	G
36	1	801	A
36	1	806	A
36	1	815	G
36	1	817	A
36	1	830	A
36	1	849	C
36	1	861	C
36	1	874	U
36	1	879	U
36	1	883	A
36	1	890	C
36	1	896	A
36	1	897	U
36	1	907	G

Continued on next page...

Continued from previous page...

Mol	Chain	Res	Type
36	1	908	G
36	1	914	A
36	1	916	G
36	1	917	A
36	1	923	C
36	1	924	G
36	1	937	G
36	1	944	C
36	1	959	C
36	1	960	U
36	1	962	A
36	1	974	G
36	1	979	U
36	1	980	A
36	1	981	U
36	1	982	C
36	1	993	G
36	1	994	G
36	1	997	A
36	1	1001	G
36	1	1002	A
36	1	1006	A
36	1	1010	G
36	1	1013	G
36	1	1017	C
36	1	1018	G
36	1	1020	G
36	1	1024	G
36	1	1025	A
36	1	1029	G
36	1	1036	A
36	1	1037	C
36	1	1047	A
36	1	1049	C
36	1	1063	G
36	1	1064	A
36	1	1065	A
36	1	1071	U
36	1	1072	G
36	1	1081	U
36	1	1082	U
36	1	1083	G

Continued on next page...

Continued from previous page...

Mol	Chain	Res	Type
36	1	1093	A
36	1	1094	U
36	1	1095	U
36	1	1097	G
36	1	1098	A
36	1	1103	A
36	1	1104	G
36	1	1117	G
36	1	1131	G
36	1	1150	A
36	1	1153	A
36	1	1159	A
36	1	1160	C
36	1	1178	G
36	1	1179	A
36	1	1180	A
36	1	1181	U
36	1	1182	A
36	1	1191	U
36	1	1192	C
36	1	1201	C
36	1	1202	A
36	1	1209	G
36	1	1213	G
36	1	1216	C
36	1	1218	U
36	1	1222	G
36	1	1226	G
36	1	1227	C
36	1	1232	C
36	1	1233	G
36	1	1235	U
36	1	1236	G
36	1	1237	G
36	1	1241	U
36	1	1243	G
36	1	1245	A
36	1	1246	G
36	1	1248	C
36	1	1249	G
36	1	1251	A
36	1	1258	U

Continued on next page...

Continued from previous page...

Mol	Chain	Res	Type
36	1	1262	G
36	1	1263	A
36	1	1264	G
36	1	1265	U
36	1	1266	G
36	1	1269	U
36	1	1270	A
36	1	1271	A
36	1	1274	A
36	1	1278	A
36	1	1279	C
36	1	1285	G
36	1	1287	A
36	1	1292	C
36	1	1307	G
36	1	1308	A
36	1	1309	U
36	1	1313	G
36	1	1329	U
36	1	1330	A
36	1	1333	C
36	1	1348	U
36	1	1349	G
36	1	1350	A
36	1	1351	U
36	1	1352	A
36	1	1353	U
36	1	1355	A
36	1	1356	U
36	1	1357	G
36	1	1366	A
36	1	1386	A
36	1	1399	A
36	1	1400	G
36	1	1419	A
36	1	1429	G
36	1	1434	G
36	1	1437	C
36	1	1446	A
36	1	1450	G
36	1	1454	A
36	1	1455	U

Continued on next page...

Continued from previous page...

Mol	Chain	Res	Type
36	1	1467	A
36	1	1477	A
36	1	1481	A
36	1	1482	A
36	1	1485	G
36	1	1490	A
36	1	1496	C
36	1	1503	A
36	1	1508	C
36	1	1511	U
36	1	1526	U
36	1	1527	C
36	1	1528	G
36	1	1533	U
36	1	1538	G
36	1	1554	U
36	1	1555	U
36	1	1556	C
36	1	1560	G
36	1	1562	C
36	1	1563	C
36	1	1564	U
36	1	1567	U
36	1	1568	U
36	1	1569	U
36	1	1570	U
36	1	1576	G
36	1	1579	C
36	1	1580	A
36	1	1582	C
36	1	1583	A
36	1	1587	A
36	1	1589	A
36	1	1593	A
36	1	1605	A
36	1	1620	U
36	1	1629	U
36	1	1643	A
36	1	1645	U
36	1	1657	C
36	1	1683	A
36	1	1716	U

Continued on next page...

Continued from previous page...

Mol	Chain	Res	Type
36	1	1717	U
36	1	1724	U
36	1	1725	C
36	1	1741	A
36	1	1750	A
36	1	1751	G
36	1	1760	A
36	1	1762	C
36	1	1765	U
36	1	1766	G
36	1	1767	C
36	1	1770	G
36	1	1780	G
36	1	1781	C
36	1	1797	A
36	1	1809	A
36	1	1810	A
36	1	1814	A
36	1	1816	A
36	1	1817	G
36	1	1819	U
36	1	1820	U
36	1	1821	U
36	1	1834	U
36	1	1839	A
36	1	1840	U
36	1	1841	A
36	1	1842	A
36	1	1846	C
36	1	1849	C
36	1	1855	U
36	1	1879	A
36	1	1880	U
36	1	1886	A
36	1	1901	A
36	1	1906	G
36	1	1920	U
36	1	1948	G
36	1	1951	C
36	1	1952	G
36	1	1954	G
36	1	2094	C

Continued on next page...

Continued from previous page...

Mol	Chain	Res	Type
36	1	2101	C
36	1	2102	U
36	1	2111	G
36	1	2112	U
36	1	2113	A
36	1	2114	C
36	1	2116	G
36	1	2121	G
36	1	2122	G
36	1	2130	G
36	1	2131	A
36	1	2140	U
36	1	2158	A
36	1	2169	G
36	1	2170	U
36	1	2177	G
36	1	2188	A
36	1	2201	G
36	1	2205	U
36	1	2208	A
36	1	2210	G
36	1	2223	A
36	1	2225	U
36	1	2228	A
36	1	2244	A
36	1	2248	C
36	1	2249	G
36	1	2250	G
36	1	2253	G
36	1	2255	A
36	1	2256	A
36	1	2272	G
36	1	2273	G
36	1	2279	A
36	1	2281	A
36	1	2282	U
36	1	2284	C
36	1	2299	A
36	1	2307	G
36	1	2310	U
36	1	2313	A
36	1	2314	U

Continued on next page...

Continued from previous page...

Mol	Chain	Res	Type
36	1	2315	G
36	1	2334	U
36	1	2336	U
36	1	2366	C
36	1	2372	A
36	1	2373	A
36	1	2374	C
36	1	2375	G
36	1	2378	C
36	1	2379	U
36	1	2385	G
36	1	2388	U
36	1	2393	G
36	1	2397	A
36	1	2401	A
36	1	2402	A
36	1	2403	G
36	1	2404	A
36	1	2411	U
36	1	2418	G
36	1	2419	A
36	1	2435	G
36	1	2437	G
36	1	2444	C
36	1	2445	A
36	1	2502	A
36	1	2503	G
36	1	2511	A
36	1	2513	U
36	1	2514	U
36	1	2515	A
36	1	2519	A
36	1	2522	G
36	1	2523	A
36	1	2529	A
36	1	2532	U
36	1	2533	G
36	1	2537	U
36	1	2538	U
36	1	2539	C
36	1	2540	A
36	1	2541	U

Continued on next page...

Continued from previous page...

Mol	Chain	Res	Type
36	1	2542	U
36	1	2543	U
36	1	2548	C
36	1	2549	G
36	1	2551	U
36	1	2552	C
36	1	2554	A
36	1	2555	G
36	1	2561	A
36	1	2568	C
36	1	2569	A
36	1	2570	U
36	1	2571	U
36	1	2572	C
36	1	2573	G
36	1	2585	G
36	1	2586	G
36	1	2593	A
36	1	2594	C
36	1	2595	A
36	1	2606	G
36	1	2607	G
36	1	2614	G
36	1	2626	A
36	1	2635	A
36	1	2637	A
36	1	2652	U
36	1	2656	A
36	1	2674	A
36	1	2677	G
36	1	2681	U
36	1	2689	A
36	1	2690	G
36	1	2691	A
36	1	2694	A
36	1	2696	A
36	1	2699	G
36	1	2714	G
36	1	2728	G
36	1	2729	U
36	1	2752	U
36	1	2753	G

Continued on next page...

Continued from previous page...

Mol	Chain	Res	Type
36	1	2755	C
36	1	2762	A
36	1	2771	U
36	1	2772	C
36	1	2773	C
36	1	2777	G
36	1	2778	G
36	1	2780	A
36	1	2796	G
36	1	2799	A
36	1	2800	G
36	1	2801	A
36	1	2802	A
36	1	2804	A
36	1	2810	C
36	1	2815	G
36	1	2816	G
36	1	2817	A
36	1	2818	U
36	1	2825	C
36	1	2829	U
36	1	2830	G
36	1	2842	U
36	1	2843	U
36	1	2845	A
36	1	2847	A
36	1	2849	C
36	1	2860	U
36	1	2871	G
36	1	2872	A
36	1	2875	U
36	1	2876	C
36	1	2887	A
36	1	2889	C
36	1	2898	G
36	1	2899	C
36	1	2922	G
36	1	2923	U
36	1	2927	C
36	1	2935	U
36	1	2936	A
36	1	2937	G

Continued on next page...

Continued from previous page...

Mol	Chain	Res	Type
36	1	2942	C
36	1	2945	G
36	1	2947	G
36	1	2971	A
36	1	2974	U
36	1	2983	C
36	1	2990	G
36	1	2997	G
36	1	3006	A
36	1	3012	A
36	1	3030	G
36	1	3039	C
36	1	3040	A
36	1	3049	A
36	1	3056	U
36	1	3057	U
36	1	3058	U
36	1	3059	G
36	1	3078	U
36	1	3079	U
36	1	3086	A
36	1	3087	A
36	1	3092	C
36	1	3113	A
36	1	3122	A
36	1	3128	G
36	1	3130	A
36	1	3131	U
36	1	3134	A
36	1	3139	A
36	1	3142	A
36	1	3143	C
36	1	3151	U
36	1	3153	U
36	1	3154	C
36	1	3155	U
36	1	3156	U
36	1	3157	U
36	1	3164	C
36	1	3165	A
36	1	3167	A
36	1	3169	U

Continued on next page...

Continued from previous page...

Mol	Chain	Res	Type
36	1	3170	A
36	1	3173	G
36	1	3174	A
36	1	3176	G
36	1	3179	U
36	1	3181	C
36	1	3187	A
36	1	3195	U
36	1	3196	U
36	1	3198	U
36	1	3207	U
36	1	3217	C
36	1	3218	A
36	1	3219	G
36	1	3228	C
36	1	3229	G
36	1	3235	C
36	1	3243	A
36	1	3245	A
36	1	3246	G
36	1	3247	G
36	1	3259	U
36	1	3270	U
36	1	3272	C
36	1	3273	A
36	1	3276	G
36	1	3281	U
36	1	3286	G
36	1	3287	U
36	1	3289	G
36	1	3292	A
36	1	3294	A
36	1	3295	A
36	1	3304	U
36	1	3313	U
36	1	3316	A
36	1	3317	U
36	1	3318	G
36	1	3319	U
36	1	3320	A
36	1	3330	A
36	1	3341	U

Continued on next page...

Continued from previous page...

Mol	Chain	Res	Type
36	1	3342	A
36	1	3345	G
36	1	3347	A
36	1	3350	C
36	1	3351	U
36	1	3352	U
36	1	3353	G
36	1	3354	U
36	1	3355	U
36	1	3356	G
36	1	3369	G
36	1	3375	A
36	1	3376	A
36	1	3378	C
36	1	3382	U
36	1	3383	G
36	1	3389	U
36	1	3396	U
37	3	13	A
37	3	22	A
37	3	42	A
37	3	45	A
37	3	54	U
37	3	65	G
37	3	74	C
37	3	76	A
37	3	102	A
37	3	112	G
38	4	2	A
38	4	21	C
38	4	34	U
38	4	35	C
38	4	48	A
38	4	52	A
38	4	53	A
38	4	59	A
38	4	62	C
38	4	63	G
38	4	79	A
38	4	80	A
38	4	81	U
38	4	83	C

Continued on next page...

Continued from previous page...

Mol	Chain	Res	Type
38	4	84	C
38	4	85	G
38	4	86	U
38	4	87	G
38	4	90	U
38	4	95	G
38	4	104	A
38	4	105	A
38	4	106	C
38	4	111	A
38	4	113	U
38	4	125	U
38	4	126	A
38	4	128	U
38	4	138	A
38	4	152	G
38	4	155	A
38	4	157	U
38	4	158	U
1	6	2	A
1	6	4	C
1	6	25	C
1	6	26	A
1	6	27	U
1	6	34	G
1	6	44	U
1	6	47	A
1	6	49	C
1	6	57	G
1	6	66	U
1	6	67	A
1	6	68	A
1	6	69	G
1	6	72	A
1	6	73	U
1	6	75	U
1	6	76	A
1	6	77	U
1	6	78	A
1	6	103	A
1	6	104	A
1	6	114	C

Continued on next page...

Continued from previous page...

Mol	Chain	Res	Type
1	6	115	G
1	6	116	U
1	6	127	G
1	6	137	U
1	6	138	A
1	6	140	A
1	6	141	U
1	6	144	U
1	6	145	A
1	6	158	U
1	6	159	U
1	6	166	C
1	6	178	U
1	6	179	A
1	6	181	A
1	6	182	A
1	6	185	U
1	6	187	G
1	6	188	A
1	6	190	C
1	6	191	C
1	6	192	U
1	6	193	U
1	6	195	G
1	6	197	A
1	6	200	A
1	6	215	A
1	6	216	U
1	6	217	A
1	6	218	A
1	6	219	A
1	6	220	A
1	6	222	A
1	6	226	A
1	6	227	U
1	6	228	G
1	6	230	C
1	6	232	U
1	6	233	C
1	6	240	U
1	6	241	U
1	6	249	U

Continued on next page...

Continued from previous page...

Mol	Chain	Res	Type
1	6	250	C
1	6	261	U
1	6	265	A
1	6	271	A
1	6	272	U
1	6	273	G
1	6	275	C
1	6	277	U
1	6	278	U
1	6	280	U
1	6	299	A
1	6	308	C
1	6	314	C
1	6	316	A
1	6	319	U
1	6	320	U
1	6	321	C
1	6	322	G
1	6	329	G
1	6	337	G
1	6	338	C
1	6	352	A
1	6	359	A
1	6	360	A
1	6	361	C
1	6	381	C
1	6	393	C
1	6	400	A
1	6	401	A
1	6	402	C
1	6	404	G
1	6	416	A
1	6	418	G
1	6	424	C
1	6	425	A
1	6	426	G
1	6	434	G
1	6	439	U
1	6	444	C
1	6	445	A
1	6	446	A
1	6	448	C

Continued on next page...

Continued from previous page...

Mol	Chain	Res	Type
1	6	454	U
1	6	468	A
1	6	470	A
1	6	475	A
1	6	477	A
1	6	480	G
1	6	484	C
1	6	486	G
1	6	487	G
1	6	488	G
1	6	489	C
1	6	490	C
1	6	492	A
1	6	493	U
1	6	494	U
1	6	495	C
1	6	496	G
1	6	497	G
1	6	500	C
1	6	501	U
1	6	504	U
1	6	505	A
1	6	506	A
1	6	508	U
1	6	510	G
1	6	511	A
1	6	512	A
1	6	513	U
1	6	514	G
1	6	519	C
1	6	527	A
1	6	539	G
1	6	540	G
1	6	541	A
1	6	542	A
1	6	543	C
1	6	544	A
1	6	548	G
1	6	555	A
1	6	557	G
1	6	558	U
1	6	559	C

Continued on next page...

Continued from previous page...

Mol	Chain	Res	Type
1	6	565	C
1	6	566	C
1	6	570	A
1	6	574	G
1	6	578	U
1	6	579	A
1	6	580	A
1	6	582	U
1	6	594	A
1	6	595	G
1	6	600	U
1	6	606	A
1	6	610	G
1	6	611	U
1	6	616	G
1	6	617	U
1	6	619	A
1	6	620	A
1	6	622	A
1	6	623	A
1	6	624	G
1	6	630	A
1	6	637	C
1	6	639	U
1	6	640	U
1	6	645	C
1	6	652	G
1	6	653	C
1	6	658	C
1	6	661	A
1	6	662	U
1	6	665	U
1	6	667	U
1	6	670	U
1	6	676	G
1	6	678	A
1	6	679	U
1	6	681	U
1	6	682	C
1	6	683	C
1	6	684	A
1	6	685	A

Continued on next page...

Continued from previous page...

Mol	Chain	Res	Type
1	6	691	C
1	6	696	C
1	6	710	U
1	6	711	U
1	6	714	G
1	6	718	U
1	6	719	U
1	6	720	G
1	6	721	U
1	6	722	G
1	6	730	G
1	6	733	A
1	6	734	A
1	6	742	U
1	6	754	A
1	6	755	A
1	6	756	A
1	6	765	G
1	6	768	C
1	6	774	A
1	6	775	G
1	6	780	A
1	6	781	U
1	6	782	U
1	6	783	G
1	6	787	G
1	6	789	A
1	6	793	A
1	6	794	U
1	6	795	U
1	6	811	A
1	6	812	A
1	6	815	G
1	6	816	G
1	6	821	U
1	6	823	G
1	6	824	G
1	6	825	U
1	6	826	U
1	6	829	A
1	6	830	U
1	6	831	U

Continued on next page...

Continued from previous page...

Mol	Chain	Res	Type
1	6	832	U
1	6	834	G
1	6	835	U
1	6	854	U
1	6	863	A
1	6	864	U
1	6	873	U
1	6	876	G
1	6	886	U
1	6	898	A
1	6	905	A
1	6	906	A
1	6	910	C
1	6	913	G
1	6	914	G
1	6	916	U
1	6	933	A
1	6	935	U
1	6	942	G
1	6	959	U
1	6	960	U
1	6	966	A
1	6	969	C
1	6	970	A
1	6	971	A
1	6	976	G
1	6	991	G
1	6	992	A
1	6	993	A
1	6	997	G
1	6	1003	A
1	6	1004	U
1	6	1005	A
1	6	1021	C
1	6	1026	A
1	6	1028	C
1	6	1039	A
1	6	1040	G
1	6	1052	U
1	6	1053	G
1	6	1057	U
1	6	1058	U

Continued on next page...

Continued from previous page...

Mol	Chain	Res	Type
1	6	1059	U
1	6	1060	U
1	6	1061	A
1	6	1062	A
1	6	1066	C
1	6	1067	C
1	6	1071	U
1	6	1081	A
1	6	1082	C
1	6	1091	A
1	6	1092	A
1	6	1096	C
1	6	1097	U
1	6	1098	U
1	6	1100	G
1	6	1101	G
1	6	1109	G
1	6	1138	A
1	6	1143	A
1	6	1146	G
1	6	1150	G
1	6	1151	A
1	6	1155	G
1	6	1158	C
1	6	1159	C
1	6	1160	A
1	6	1162	C
1	6	1167	G
1	6	1185	U
1	6	1193	A
1	6	1194	A
1	6	1196	A
1	6	1199	G
1	6	1200	G
1	6	1202	A
1	6	1208	A
1	6	1212	G
1	6	1217	A
1	6	1218	G
1	6	1220	C
1	6	1226	A
1	6	1228	G

Continued on next page...

Continued from previous page...

Mol	Chain	Res	Type
1	6	1229	G
1	6	1230	A
1	6	1231	U
1	6	1239	U
1	6	1241	G
1	6	1242	A
1	6	1243	G
1	6	1244	A
1	6	1245	G
1	6	1246	C
1	6	1255	G
1	6	1256	A
1	6	1257	U
1	6	1258	U
1	6	1259	U
1	6	1262	U
1	6	1275	A
1	6	1286	U
1	6	1314	U
1	6	1315	U
1	6	1316	G
1	6	1321	A
1	6	1344	A
1	6	1345	A
1	6	1346	A
1	6	1354	G
1	6	1361	U
1	6	1362	U
1	6	1363	U
1	6	1364	G
1	6	1371	A
1	6	1372	U
1	6	1388	A
1	6	1390	U
1	6	1398	U
1	6	1399	C
1	6	1400	A
1	6	1402	G
1	6	1413	U
1	6	1414	U
1	6	1415	U
1	6	1427	A

Continued on next page...

Continued from previous page...

Mol	Chain	Res	Type
1	6	1428	G
1	6	1429	G
1	6	1433	G
1	6	1437	U
1	6	1445	G
1	6	1446	A
1	6	1448	G
1	6	1458	G
1	6	1459	C
1	6	1461	C
1	6	1471	A
1	6	1482	C
1	6	1489	U
1	6	1490	C
1	6	1491	U
1	6	1492	A
1	6	1493	A
1	6	1494	C
1	6	1506	G
1	6	1514	U
1	6	1515	A
1	6	1516	A
1	6	1521	G
1	6	1523	G
1	6	1524	A
1	6	1535	U
1	6	1536	G
1	6	1537	C
1	6	1538	U
1	6	1540	G
1	6	1554	U
1	6	1557	U
1	6	1559	A
1	6	1569	A
1	6	1573	A
1	6	1574	G
1	6	1584	G
1	6	1600	A
1	6	1601	G
1	6	1616	G
1	6	1621	U
1	6	1634	C

Continued on next page...

Continued from previous page...

Mol	Chain	Res	Type
1	6	1652	C
1	6	1657	U
1	6	1658	G
1	6	1664	C
1	6	1680	G
1	6	1698	G
1	6	1699	G
1	6	1700	C
1	6	1701	A
1	6	1702	A
1	6	1703	C
1	6	1712	A
1	6	1715	G
1	6	1716	C
1	6	1717	G
1	6	1731	A
1	6	1736	G
1	6	1755	A
1	6	1760	G
1	6	1762	A
1	6	1766	A
1	6	1767	G
1	6	1769	U
1	6	1770	U
1	6	1780	G
1	6	1782	A
1	6	1783	C
1	6	1792	G
1	6	1793	G
1	6	1794	A
1	6	1795	U
1	6	1796	C
1	6	1799	U
1	6	1800	A
36	5	15	C
36	5	26	A
36	5	40	A
36	5	49	A
36	5	59	G
36	5	60	A
36	5	65	A
36	5	66	A

Continued on next page...

Continued from previous page...

Mol	Chain	Res	Type
36	5	73	C
36	5	74	G
36	5	76	G
36	5	92	G
36	5	93	C
36	5	99	A
36	5	109	A
36	5	110	G
36	5	116	A
36	5	119	U
36	5	121	A
36	5	122	A
36	5	133	U
36	5	134	U
36	5	135	C
36	5	136	G
36	5	142	C
36	5	146	U
36	5	148	G
36	5	150	A
36	5	152	U
36	5	156	G
36	5	157	A
36	5	165	A
36	5	170	G
36	5	171	G
36	5	172	G
36	5	173	G
36	5	174	C
36	5	178	U
36	5	180	C
36	5	182	U
36	5	187	A
36	5	190	U
36	5	191	U
36	5	200	C
36	5	210	U
36	5	211	A
36	5	218	G
36	5	219	A
36	5	221	A
36	5	231	G

Continued on next page...

Continued from previous page...

Mol	Chain	Res	Type
36	5	234	G
36	5	235	A
36	5	237	G
36	5	239	G
36	5	240	U
36	5	244	G
36	5	245	U
36	5	247	C
36	5	248	U
36	5	249	U
36	5	250	U
36	5	251	G
36	5	252	U
36	5	253	A
36	5	254	A
36	5	269	G
36	5	283	G
36	5	284	A
36	5	286	U
36	5	295	A
36	5	311	C
36	5	323	A
36	5	329	U
36	5	330	G
36	5	338	A
36	5	339	C
36	5	349	A
36	5	350	C
36	5	370	U
36	5	376	G
36	5	390	G
36	5	395	A
36	5	397	A
36	5	398	A
36	5	399	A
36	5	401	U
36	5	402	A
36	5	403	C
36	5	407	A
36	5	421	G
36	5	422	A
36	5	436	A

Continued on next page...

Continued from previous page...

Mol	Chain	Res	Type
36	5	437	G
36	5	438	A
36	5	439	C
36	5	440	A
36	5	441	U
36	5	442	G
36	5	443	G
36	5	492	U
36	5	495	G
36	5	520	U
36	5	521	A
36	5	531	G
36	5	534	U
36	5	535	G
36	5	546	C
36	5	547	G
36	5	548	G
36	5	551	A
36	5	553	U
36	5	555	U
36	5	557	A
36	5	559	A
36	5	578	A
36	5	579	G
36	5	593	C
36	5	600	G
36	5	604	G
36	5	609	G
36	5	611	A
36	5	612	U
36	5	619	A
36	5	620	U
36	5	621	A
36	5	636	C
36	5	649	A
36	5	660	A
36	5	661	G
36	5	677	A
36	5	681	U
36	5	683	U
36	5	705	A
36	5	708	G

Continued on next page...

Continued from previous page...

Mol	Chain	Res	Type
36	5	712	G
36	5	715	A
36	5	716	A
36	5	725	G
36	5	736	A
36	5	758	C
36	5	766	U
36	5	767	U
36	5	768	C
36	5	774	G
36	5	776	U
36	5	777	U
36	5	780	A
36	5	781	G
36	5	785	G
36	5	786	A
36	5	806	A
36	5	817	A
36	5	830	A
36	5	861	C
36	5	874	U
36	5	879	U
36	5	881	C
36	5	891	G
36	5	896	A
36	5	897	U
36	5	907	G
36	5	908	G
36	5	914	A
36	5	916	G
36	5	917	A
36	5	921	A
36	5	923	C
36	5	937	G
36	5	944	C
36	5	959	C
36	5	960	U
36	5	963	G
36	5	974	G
36	5	979	U
36	5	980	A
36	5	981	U

Continued on next page...

Continued from previous page...

Mol	Chain	Res	Type
36	5	983	A
36	5	994	G
36	5	1001	G
36	5	1002	A
36	5	1003	A
36	5	1010	G
36	5	1015	U
36	5	1016	C
36	5	1017	C
36	5	1018	G
36	5	1019	G
36	5	1021	G
36	5	1024	G
36	5	1025	A
36	5	1026	A
36	5	1028	U
36	5	1029	G
36	5	1035	G
36	5	1047	A
36	5	1049	C
36	5	1064	A
36	5	1065	A
36	5	1071	U
36	5	1072	G
36	5	1081	U
36	5	1082	U
36	5	1087	G
36	5	1093	A
36	5	1094	U
36	5	1095	U
36	5	1096	U
36	5	1097	G
36	5	1098	A
36	5	1103	A
36	5	1104	G
36	5	1117	G
36	5	1131	G
36	5	1153	A
36	5	1154	A
36	5	1155	C
36	5	1159	A
36	5	1160	C

Continued on next page...

Continued from previous page...

Mol	Chain	Res	Type
36	5	1166	G
36	5	1174	G
36	5	1180	A
36	5	1181	U
36	5	1182	A
36	5	1192	C
36	5	1193	A
36	5	1199	C
36	5	1201	C
36	5	1208	U
36	5	1209	G
36	5	1222	G
36	5	1236	G
36	5	1237	G
36	5	1239	C
36	5	1241	U
36	5	1242	G
36	5	1245	A
36	5	1246	G
36	5	1258	U
36	5	1262	G
36	5	1263	A
36	5	1264	G
36	5	1265	U
36	5	1266	G
36	5	1285	G
36	5	1305	U
36	5	1307	G
36	5	1308	A
36	5	1309	U
36	5	1312	C
36	5	1313	G
36	5	1321	G
36	5	1330	A
36	5	1349	G
36	5	1351	U
36	5	1353	U
36	5	1356	U
36	5	1357	G
36	5	1379	G
36	5	1385	C
36	5	1386	A

Continued on next page...

Continued from previous page...

Mol	Chain	Res	Type
36	5	1387	G
36	5	1399	A
36	5	1400	G
36	5	1418	A
36	5	1419	A
36	5	1431	G
36	5	1434	G
36	5	1437	C
36	5	1446	A
36	5	1450	G
36	5	1465	A
36	5	1481	A
36	5	1482	A
36	5	1490	A
36	5	1500	G
36	5	1508	C
36	5	1522	U
36	5	1527	C
36	5	1536	G
36	5	1539	A
36	5	1554	U
36	5	1555	U
36	5	1556	C
36	5	1558	A
36	5	1560	G
36	5	1561	G
36	5	1562	C
36	5	1564	U
36	5	1565	G
36	5	1566	A
36	5	1567	U
36	5	1569	U
36	5	1570	U
36	5	1571	A
36	5	1572	U
36	5	1574	C
36	5	1575	A
36	5	1576	G
36	5	1577	G
36	5	1578	C
36	5	1579	C
36	5	1581	C

Continued on next page...

Continued from previous page...

Mol	Chain	Res	Type
36	5	1582	C
36	5	1583	A
36	5	1587	A
36	5	1589	A
36	5	1605	A
36	5	1620	U
36	5	1629	U
36	5	1639	C
36	5	1643	A
36	5	1644	C
36	5	1645	U
36	5	1657	C
36	5	1683	A
36	5	1716	U
36	5	1717	U
36	5	1724	U
36	5	1725	C
36	5	1736	G
36	5	1741	A
36	5	1750	A
36	5	1751	G
36	5	1762	C
36	5	1765	U
36	5	1766	G
36	5	1769	G
36	5	1770	G
36	5	1778	G
36	5	1780	G
36	5	1781	C
36	5	1797	A
36	5	1810	A
36	5	1814	A
36	5	1815	U
36	5	1816	A
36	5	1817	G
36	5	1818	U
36	5	1821	U
36	5	1835	A
36	5	1839	A
36	5	1841	A
36	5	1842	A
36	5	1846	C

Continued on next page...

Continued from previous page...

Mol	Chain	Res	Type
36	5	1849	C
36	5	1876	U
36	5	1879	A
36	5	1880	U
36	5	1893	A
36	5	1906	G
36	5	1920	U
36	5	1932	A
36	5	1953	G
36	5	2100	A
36	5	2101	C
36	5	2102	U
36	5	2111	G
36	5	2112	U
36	5	2113	A
36	5	2114	C
36	5	2121	G
36	5	2122	G
36	5	2131	A
36	5	2133	U
36	5	2144	A
36	5	2158	A
36	5	2169	G
36	5	2170	U
36	5	2187	G
36	5	2188	A
36	5	2201	G
36	5	2205	U
36	5	2207	A
36	5	2210	G
36	5	2222	A
36	5	2223	A
36	5	2228	A
36	5	2244	A
36	5	2250	G
36	5	2253	G
36	5	2255	A
36	5	2256	A
36	5	2258	U
36	5	2273	G
36	5	2278	C
36	5	2279	A

Continued on next page...

Continued from previous page...

Mol	Chain	Res	Type
36	5	2281	A
36	5	2288	G
36	5	2307	G
36	5	2310	U
36	5	2313	A
36	5	2315	G
36	5	2334	U
36	5	2335	G
36	5	2336	U
36	5	2352	A
36	5	2362	C
36	5	2363	A
36	5	2366	C
36	5	2372	A
36	5	2373	A
36	5	2374	C
36	5	2375	G
36	5	2385	G
36	5	2388	U
36	5	2393	G
36	5	2397	A
36	5	2401	A
36	5	2402	A
36	5	2403	G
36	5	2404	A
36	5	2405	C
36	5	2411	U
36	5	2418	G
36	5	2419	A
36	5	2435	G
36	5	2436	U
36	5	2438	A
36	5	2439	A
36	5	2440	G
36	5	2441	A
36	5	2443	A
36	5	2504	U
36	5	2505	U
36	5	2506	U
36	5	2507	C
36	5	2508	U
36	5	2510	U

Continued on next page...

Continued from previous page...

Mol	Chain	Res	Type
36	5	2511	A
36	5	2514	U
36	5	2515	A
36	5	2518	C
36	5	2523	A
36	5	2526	C
36	5	2530	G
36	5	2531	C
36	5	2532	U
36	5	2534	G
36	5	2538	U
36	5	2539	C
36	5	2540	A
36	5	2543	U
36	5	2545	C
36	5	2549	G
36	5	2552	C
36	5	2555	G
36	5	2562	A
36	5	2568	C
36	5	2569	A
36	5	2570	U
36	5	2571	U
36	5	2572	C
36	5	2574	G
36	5	2584	G
36	5	2585	G
36	5	2589	G
36	5	2593	A
36	5	2598	G
36	5	2606	G
36	5	2607	G
36	5	2610	G
36	5	2614	G
36	5	2625	C
36	5	2637	A
36	5	2639	G
36	5	2652	U
36	5	2656	A
36	5	2674	A
36	5	2677	G
36	5	2678	A

Continued on next page...

Continued from previous page...

Mol	Chain	Res	Type
36	5	2689	A
36	5	2690	G
36	5	2691	A
36	5	2696	A
36	5	2714	G
36	5	2728	G
36	5	2729	U
36	5	2752	U
36	5	2753	G
36	5	2755	C
36	5	2762	A
36	5	2771	U
36	5	2772	C
36	5	2773	C
36	5	2777	G
36	5	2778	G
36	5	2796	G
36	5	2799	A
36	5	2800	G
36	5	2801	A
36	5	2805	G
36	5	2810	C
36	5	2817	A
36	5	2818	U
36	5	2819	A
36	5	2825	C
36	5	2829	U
36	5	2843	U
36	5	2845	A
36	5	2847	A
36	5	2853	A
36	5	2871	G
36	5	2872	A
36	5	2875	U
36	5	2876	C
36	5	2887	A
36	5	2889	C
36	5	2896	A
36	5	2897	A
36	5	2898	G
36	5	2899	C
36	5	2902	A

Continued on next page...

Continued from previous page...

Mol	Chain	Res	Type
36	5	2904	U
36	5	2912	G
36	5	2923	U
36	5	2935	U
36	5	2936	A
36	5	2941	A
36	5	2942	C
36	5	2945	G
36	5	2947	G
36	5	2954	U
36	5	2971	A
36	5	2972	G
36	5	2979	U
36	5	2983	C
36	5	2990	G
36	5	2996	U
36	5	2997	G
36	5	3006	A
36	5	3012	A
36	5	3018	C
36	5	3033	A
36	5	3056	U
36	5	3057	U
36	5	3059	G
36	5	3078	U
36	5	3079	U
36	5	3086	A
36	5	3092	C
36	5	3102	G
36	5	3119	U
36	5	3130	A
36	5	3131	U
36	5	3142	A
36	5	3143	C
36	5	3150	A
36	5	3153	U
36	5	3154	C
36	5	3155	U
36	5	3156	U
36	5	3157	U
36	5	3158	G
36	5	3159	C

Continued on next page...

Continued from previous page...

Mol	Chain	Res	Type
36	5	3164	C
36	5	3165	A
36	5	3168	A
36	5	3172	A
36	5	3173	G
36	5	3174	A
36	5	3176	G
36	5	3178	A
36	5	3179	U
36	5	3181	C
36	5	3187	A
36	5	3195	U
36	5	3196	U
36	5	3207	U
36	5	3217	C
36	5	3218	A
36	5	3219	G
36	5	3228	C
36	5	3229	G
36	5	3239	G
36	5	3243	A
36	5	3245	A
36	5	3246	G
36	5	3247	G
36	5	3253	G
36	5	3259	U
36	5	3260	G
36	5	3265	C
36	5	3270	U
36	5	3273	A
36	5	3275	U
36	5	3276	G
36	5	3277	U
36	5	3278	C
36	5	3279	A
36	5	3281	U
36	5	3282	U
36	5	3284	G
36	5	3285	C
36	5	3286	G
36	5	3288	G
36	5	3289	G

Continued on next page...

Continued from previous page...

Mol	Chain	Res	Type
36	5	3290	G
36	5	3294	A
36	5	3304	U
36	5	3306	U
36	5	3307	A
36	5	3313	U
36	5	3316	A
36	5	3317	U
36	5	3319	U
36	5	3320	A
36	5	3332	U
36	5	3333	G
36	5	3341	U
36	5	3342	A
36	5	3345	G
36	5	3351	U
36	5	3352	U
36	5	3354	U
36	5	3356	G
36	5	3358	U
36	5	3369	G
36	5	3378	C
36	5	3383	G
36	5	3389	U
36	5	3390	G
36	5	3393	U
36	5	3396	U
37	7	2	G
37	7	7	G
37	7	22	A
37	7	23	A
37	7	33	U
37	7	42	A
37	7	54	U
37	7	55	A
37	7	65	G
37	7	73	C
37	7	91	G
37	7	93	C
37	7	101	G
37	7	102	A
37	7	103	A

Continued on next page...

Continued from previous page...

Mol	Chain	Res	Type
37	7	112	G
37	7	121	U
38	8	2	A
38	8	21	C
38	8	25	G
38	8	34	U
38	8	35	C
38	8	48	A
38	8	49	G
38	8	52	A
38	8	53	A
38	8	57	C
38	8	58	G
38	8	59	A
38	8	62	C
38	8	63	G
38	8	80	A
38	8	81	U
38	8	82	U
38	8	83	C
38	8	84	C
38	8	86	U
38	8	87	G
38	8	90	U
38	8	95	G
38	8	104	A
38	8	105	A
38	8	106	C
38	8	108	C
38	8	111	A
38	8	113	U
38	8	122	U
38	8	125	U
38	8	126	A
38	8	127	U
38	8	148	G
38	8	155	A
38	8	156	U
38	8	157	U
38	8	158	U

There are no RNA pucker outliers to report.

5.4 Non-standard residues in protein, DNA, RNA chains [i](#)

There are no non-standard protein/DNA/RNA residues in this entry.

5.5 Carbohydrates [i](#)

There are no carbohydrates in this entry.

5.6 Ligand geometry [i](#)

Of 2559 ligands modelled in this entry, 1424 are monoatomic - leaving 1135 for Mogul analysis.

In the following table, the Counts columns list the number of bonds (or angles) for which Mogul statistics could be retrieved, the number of bonds (or angles) that are observed in the model and the number of bonds (or angles) that are defined in the chemical component dictionary. The Link column lists molecule types, if any, to which the group is linked. The Z score for a bond length (or angle) is the number of standard deviations the observed value is removed from the expected value. A bond length (or angle) with $|Z| > 2$ is considered an outlier worth inspection. RMSZ is the root-mean-square of all Z scores of the bond lengths (or angles).

Mol	Type	Chain	Res	Link	Bond lengths			Bond angles		
					Counts	RMSZ	$\# Z > 2$	Counts	RMSZ	$\# Z > 2$
87	OHX	1	3864	-	0,6,6	0.00	-	0,15,15	0.00	-
87	OHX	1	3865	-	0,6,6	0.00	-	0,15,15	0.00	-
87	OHX	1	3866	-	0,6,6	0.00	-	0,15,15	0.00	-
87	OHX	1	3867	-	0,6,6	0.00	-	0,15,15	0.00	-
87	OHX	1	3868	-	0,6,6	0.00	-	0,15,15	0.00	-
87	OHX	1	3869	-	0,6,6	0.00	-	0,15,15	0.00	-
87	OHX	1	3870	-	0,6,6	0.00	-	0,15,15	0.00	-
87	OHX	1	3871	-	0,6,6	0.00	-	0,15,15	0.00	-
87	OHX	1	3872	-	0,6,6	0.00	-	0,15,15	0.00	-
87	OHX	1	3873	-	0,6,6	0.00	-	0,15,15	0.00	-
87	OHX	1	3874	-	0,6,6	0.00	-	0,15,15	0.00	-
87	OHX	1	3875	-	0,6,6	0.00	-	0,15,15	0.00	-
87	OHX	1	3876	-	0,6,6	0.00	-	0,15,15	0.00	-
87	OHX	1	3877	-	0,6,6	0.00	-	0,15,15	0.00	-
87	OHX	1	3878	-	0,6,6	0.00	-	0,15,15	0.00	-
87	OHX	1	3879	-	0,6,6	0.00	-	0,15,15	0.00	-
87	OHX	1	3880	-	0,6,6	0.00	-	0,15,15	0.00	-
87	OHX	1	3881	-	0,6,6	0.00	-	0,15,15	0.00	-
87	OHX	1	3882	-	0,6,6	0.00	-	0,15,15	0.00	-
87	OHX	1	3883	-	0,6,6	0.00	-	0,15,15	0.00	-
87	OHX	1	3884	-	0,6,6	0.00	-	0,15,15	0.00	-
87	OHX	1	3885	-	0,6,6	0.00	-	0,15,15	0.00	-

Mol	Type	Chain	Res	Link	Bond lengths			Bond angles		
					Counts	RMSZ	# Z > 2	Counts	RMSZ	# Z > 2
87	OHX	1	3886	-	0,6,6	0.00	-	0,15,15	0.00	-
87	OHX	1	3887	-	0,6,6	0.00	-	0,15,15	0.00	-
87	OHX	1	3888	-	0,6,6	0.00	-	0,15,15	0.00	-
87	OHX	1	3889	-	0,6,6	0.00	-	0,15,15	0.00	-
87	OHX	1	3890	-	0,6,6	0.00	-	0,15,15	0.00	-
87	OHX	1	3891	-	0,6,6	0.00	-	0,15,15	0.00	-
87	OHX	1	3892	-	0,6,6	0.00	-	0,15,15	0.00	-
87	OHX	1	3893	-	0,6,6	0.00	-	0,15,15	0.00	-
87	OHX	1	3894	-	0,6,6	0.00	-	0,15,15	0.00	-
87	OHX	1	3895	-	0,6,6	0.00	-	0,15,15	0.00	-
87	OHX	1	3896	-	0,6,6	0.00	-	0,15,15	0.00	-
87	OHX	1	3897	-	0,6,6	0.00	-	0,15,15	0.00	-
87	OHX	1	3898	-	0,6,6	0.00	-	0,15,15	0.00	-
87	OHX	1	3899	-	0,6,6	0.00	-	0,15,15	0.00	-
87	OHX	1	3900	-	0,6,6	0.00	-	0,15,15	0.00	-
87	OHX	1	3901	-	0,6,6	0.00	-	0,15,15	0.00	-
87	OHX	1	3902	-	0,6,6	0.00	-	0,15,15	0.00	-
87	OHX	1	3903	-	0,6,6	0.00	-	0,15,15	0.00	-
87	OHX	1	3904	-	0,6,6	0.00	-	0,15,15	0.00	-
87	OHX	1	3905	-	0,6,6	0.00	-	0,15,15	0.00	-
87	OHX	1	3906	-	0,6,6	0.00	-	0,15,15	0.00	-
87	OHX	1	3907	-	0,6,6	0.00	-	0,15,15	0.00	-
87	OHX	1	3908	-	0,6,6	0.00	-	0,15,15	0.00	-
87	OHX	1	3909	-	0,6,6	0.00	-	0,15,15	0.00	-
87	OHX	1	3910	-	0,6,6	0.00	-	0,15,15	0.00	-
87	OHX	1	3911	-	0,6,6	0.00	-	0,15,15	0.00	-
87	OHX	1	3912	-	0,6,6	0.00	-	0,15,15	0.00	-
87	OHX	1	3913	-	0,6,6	0.00	-	0,15,15	0.00	-
87	OHX	1	3914	-	0,6,6	0.00	-	0,15,15	0.00	-
87	OHX	1	3915	-	0,6,6	0.00	-	0,15,15	0.00	-
87	OHX	1	3916	-	0,6,6	0.00	-	0,15,15	0.00	-
87	OHX	1	3917	-	0,6,6	0.00	-	0,15,15	0.00	-
87	OHX	1	3918	-	0,6,6	0.00	-	0,15,15	0.00	-
87	OHX	1	3919	-	0,6,6	0.00	-	0,15,15	0.00	-
87	OHX	1	3920	-	0,6,6	0.00	-	0,15,15	0.00	-
87	OHX	1	3921	-	0,6,6	0.00	-	0,15,15	0.00	-
87	OHX	1	3922	-	0,6,6	0.00	-	0,15,15	0.00	-
87	OHX	1	3923	-	0,6,6	0.00	-	0,15,15	0.00	-
87	OHX	1	3924	-	0,6,6	0.00	-	0,15,15	0.00	-
87	OHX	1	3925	-	0,6,6	0.00	-	0,15,15	0.00	-
87	OHX	1	3926	-	0,6,6	0.00	-	0,15,15	0.00	-
87	OHX	1	3927	-	0,6,6	0.00	-	0,15,15	0.00	-
87	OHX	1	3928	-	0,6,6	0.00	-	0,15,15	0.00	-

Mol	Type	Chain	Res	Link	Bond lengths			Bond angles		
					Counts	RMSZ	# Z > 2	Counts	RMSZ	# Z > 2
87	OHX	1	3929	-	0,6,6	0.00	-	0,15,15	0.00	-
87	OHX	1	3930	-	0,6,6	0.00	-	0,15,15	0.00	-
87	OHX	1	3931	-	0,6,6	0.00	-	0,15,15	0.00	-
87	OHX	1	3932	-	0,6,6	0.00	-	0,15,15	0.00	-
87	OHX	1	3933	-	0,6,6	0.00	-	0,15,15	0.00	-
87	OHX	1	3934	-	0,6,6	0.00	-	0,15,15	0.00	-
87	OHX	1	3935	-	0,6,6	0.00	-	0,15,15	0.00	-
87	OHX	1	3936	-	0,6,6	0.00	-	0,15,15	0.00	-
87	OHX	1	3937	-	0,6,6	0.00	-	0,15,15	0.00	-
87	OHX	1	3938	-	0,6,6	0.00	-	0,15,15	0.00	-
87	OHX	1	3939	-	0,6,6	0.00	-	0,15,15	0.00	-
87	OHX	1	3940	-	0,6,6	0.00	-	0,15,15	0.00	-
87	OHX	1	3941	-	0,6,6	0.00	-	0,15,15	0.00	-
87	OHX	1	3942	-	0,6,6	0.00	-	0,15,15	0.00	-
87	OHX	1	3943	-	0,6,6	0.00	-	0,15,15	0.00	-
87	OHX	1	3944	-	0,6,6	0.00	-	0,15,15	0.00	-
87	OHX	1	3945	-	0,6,6	0.00	-	0,15,15	0.00	-
87	OHX	1	3946	-	0,6,6	0.00	-	0,15,15	0.00	-
87	OHX	1	3947	-	0,6,6	0.00	-	0,15,15	0.00	-
87	OHX	1	3948	-	0,6,6	0.00	-	0,15,15	0.00	-
87	OHX	1	3949	-	0,6,6	0.00	-	0,15,15	0.00	-
87	OHX	1	3950	-	0,6,6	0.00	-	0,15,15	0.00	-
87	OHX	1	3951	-	0,6,6	0.00	-	0,15,15	0.00	-
87	OHX	1	3952	-	0,6,6	0.00	-	0,15,15	0.00	-
87	OHX	1	3953	-	0,6,6	0.00	-	0,15,15	0.00	-
87	OHX	1	3954	-	0,6,6	0.00	-	0,15,15	0.00	-
87	OHX	1	3955	-	0,6,6	0.00	-	0,15,15	0.00	-
87	OHX	1	3956	-	0,6,6	0.00	-	0,15,15	0.00	-
87	OHX	1	3957	-	0,6,6	0.00	-	0,15,15	0.00	-
87	OHX	1	3958	-	0,6,6	0.00	-	0,15,15	0.00	-
87	OHX	1	3959	-	0,6,6	0.00	-	0,15,15	0.00	-
87	OHX	1	3960	-	0,6,6	0.00	-	0,15,15	0.00	-
87	OHX	1	3961	-	0,6,6	0.00	-	0,15,15	0.00	-
87	OHX	1	3962	-	0,6,6	0.00	-	0,15,15	0.00	-
87	OHX	1	3963	-	0,6,6	0.00	-	0,15,15	0.00	-
87	OHX	1	3964	-	0,6,6	0.00	-	0,15,15	0.00	-
87	OHX	1	3965	-	0,6,6	0.00	-	0,15,15	0.00	-
87	OHX	1	3966	-	0,6,6	0.00	-	0,15,15	0.00	-
87	OHX	1	3967	-	0,6,6	0.00	-	0,15,15	0.00	-
87	OHX	1	3968	-	0,6,6	0.00	-	0,15,15	0.00	-
87	OHX	1	3969	-	0,6,6	0.00	-	0,15,15	0.00	-
87	OHX	1	3970	-	0,6,6	0.00	-	0,15,15	0.00	-
87	OHX	1	3971	-	0,6,6	0.00	-	0,15,15	0.00	-

Mol	Type	Chain	Res	Link	Bond lengths			Bond angles		
					Counts	RMSZ	# Z > 2	Counts	RMSZ	# Z > 2
87	OHX	1	3972	-	0,6,6	0.00	-	0,15,15	0.00	-
87	OHX	1	3973	-	0,6,6	0.00	-	0,15,15	0.00	-
87	OHX	1	3974	-	0,6,6	0.00	-	0,15,15	0.00	-
87	OHX	1	3975	-	0,6,6	0.00	-	0,15,15	0.00	-
87	OHX	1	3976	-	0,6,6	0.00	-	0,15,15	0.00	-
87	OHX	1	3977	-	0,6,6	0.00	-	0,15,15	0.00	-
87	OHX	1	3978	-	0,6,6	0.00	-	0,15,15	0.00	-
87	OHX	1	3979	-	0,6,6	0.00	-	0,15,15	0.00	-
87	OHX	1	3980	-	0,6,6	0.00	-	0,15,15	0.00	-
87	OHX	1	3981	-	0,6,6	0.00	-	0,15,15	0.00	-
87	OHX	1	3982	-	0,6,6	0.00	-	0,15,15	0.00	-
87	OHX	1	3983	-	0,6,6	0.00	-	0,15,15	0.00	-
87	OHX	1	3984	-	0,6,6	0.00	-	0,15,15	0.00	-
87	OHX	1	3985	-	0,6,6	0.00	-	0,15,15	0.00	-
87	OHX	1	3986	-	0,6,6	0.00	-	0,15,15	0.00	-
87	OHX	1	3987	-	0,6,6	0.00	-	0,15,15	0.00	-
87	OHX	1	3988	-	0,6,6	0.00	-	0,15,15	0.00	-
87	OHX	1	3989	-	0,6,6	0.00	-	0,15,15	0.00	-
87	OHX	1	3990	-	0,6,6	0.00	-	0,15,15	0.00	-
87	OHX	1	3991	-	0,6,6	0.00	-	0,15,15	0.00	-
87	OHX	1	3992	-	0,6,6	0.00	-	0,15,15	0.00	-
87	OHX	1	3993	-	0,6,6	0.00	-	0,15,15	0.00	-
87	OHX	1	3994	-	0,6,6	0.00	-	0,15,15	0.00	-
87	OHX	1	3995	-	0,6,6	0.00	-	0,15,15	0.00	-
87	OHX	1	3996	-	0,6,6	0.00	-	0,15,15	0.00	-
87	OHX	1	3997	-	0,6,6	0.00	-	0,15,15	0.00	-
87	OHX	1	3998	-	0,6,6	0.00	-	0,15,15	0.00	-
87	OHX	1	3999	-	0,6,6	0.00	-	0,15,15	0.00	-
87	OHX	1	4000	-	0,6,6	0.00	-	0,15,15	0.00	-
87	OHX	1	4001	-	0,6,6	0.00	-	0,15,15	0.00	-
87	OHX	1	4002	-	0,6,6	0.00	-	0,15,15	0.00	-
87	OHX	1	4003	-	0,6,6	0.00	-	0,15,15	0.00	-
87	OHX	1	4004	-	0,6,6	0.00	-	0,15,15	0.00	-
87	OHX	1	4005	-	0,6,6	0.00	-	0,15,15	0.00	-
87	OHX	1	4006	-	0,6,6	0.00	-	0,15,15	0.00	-
87	OHX	1	4007	-	0,6,6	0.00	-	0,15,15	0.00	-
87	OHX	1	4008	-	0,6,6	0.00	-	0,15,15	0.00	-
87	OHX	1	4009	-	0,6,6	0.00	-	0,15,15	0.00	-
87	OHX	1	4010	-	0,6,6	0.00	-	0,15,15	0.00	-
87	OHX	1	4011	-	0,6,6	0.00	-	0,15,15	0.00	-
87	OHX	1	4012	-	0,6,6	0.00	-	0,15,15	0.00	-
87	OHX	1	4013	-	0,6,6	0.00	-	0,15,15	0.00	-
87	OHX	1	4014	-	0,6,6	0.00	-	0,15,15	0.00	-

Mol	Type	Chain	Res	Link	Bond lengths			Bond angles		
					Counts	RMSZ	# Z > 2	Counts	RMSZ	# Z > 2
87	OHX	1	4015	-	0,6,6	0.00	-	0,15,15	0.00	-
87	OHX	1	4016	-	0,6,6	0.00	-	0,15,15	0.00	-
87	OHX	1	4017	-	0,6,6	0.00	-	0,15,15	0.00	-
87	OHX	1	4018	-	0,6,6	0.00	-	0,15,15	0.00	-
87	OHX	1	4019	-	0,6,6	0.00	-	0,15,15	0.00	-
87	OHX	1	4020	-	0,6,6	0.00	-	0,15,15	0.00	-
87	OHX	1	4021	-	0,6,6	0.00	-	0,15,15	0.00	-
87	OHX	1	4022	-	0,6,6	0.00	-	0,15,15	0.00	-
87	OHX	1	4023	-	0,6,6	0.00	-	0,15,15	0.00	-
87	OHX	1	4024	-	0,6,6	0.00	-	0,15,15	0.00	-
87	OHX	1	4025	-	0,6,6	0.00	-	0,15,15	0.00	-
87	OHX	1	4026	-	0,6,6	0.00	-	0,15,15	0.00	-
87	OHX	1	4027	-	0,6,6	0.00	-	0,15,15	0.00	-
87	OHX	1	4028	-	0,6,6	0.00	-	0,15,15	0.00	-
87	OHX	1	4029	-	0,6,6	0.00	-	0,15,15	0.00	-
87	OHX	1	4030	-	0,6,6	0.00	-	0,15,15	0.00	-
87	OHX	1	4031	-	0,6,6	0.00	-	0,15,15	0.00	-
87	OHX	1	4032	-	0,6,6	0.00	-	0,15,15	0.00	-
87	OHX	1	4033	-	0,6,6	0.00	-	0,15,15	0.00	-
87	OHX	1	4034	-	0,6,6	0.00	-	0,15,15	0.00	-
87	OHX	1	4035	-	0,6,6	0.00	-	0,15,15	0.00	-
87	OHX	1	4036	-	0,6,6	0.00	-	0,15,15	0.00	-
87	OHX	1	4037	-	0,6,6	0.00	-	0,15,15	0.00	-
87	OHX	1	4038	-	0,6,6	0.00	-	0,15,15	0.00	-
87	OHX	1	4039	-	0,6,6	0.00	-	0,15,15	0.00	-
87	OHX	1	4040	-	0,6,6	0.00	-	0,15,15	0.00	-
87	OHX	1	4041	-	0,6,6	0.00	-	0,15,15	0.00	-
87	OHX	1	4042	-	0,6,6	0.00	-	0,15,15	0.00	-
87	OHX	1	4043	-	0,6,6	0.00	-	0,15,15	0.00	-
87	OHX	1	4044	-	0,6,6	0.00	-	0,15,15	0.00	-
87	OHX	1	4045	-	0,6,6	0.00	-	0,15,15	0.00	-
87	OHX	1	4046	-	0,6,6	0.00	-	0,15,15	0.00	-
87	OHX	1	4047	-	0,6,6	0.00	-	0,15,15	0.00	-
87	OHX	1	4048	-	0,6,6	0.00	-	0,15,15	0.00	-
87	OHX	1	4049	-	0,6,6	0.00	-	0,15,15	0.00	-
87	OHX	1	4050	-	0,6,6	0.00	-	0,15,15	0.00	-
87	OHX	1	4051	-	0,6,6	0.00	-	0,15,15	0.00	-
87	OHX	1	4052	-	0,6,6	0.00	-	0,15,15	0.00	-
87	OHX	1	4053	-	0,6,6	0.00	-	0,15,15	0.00	-
87	OHX	1	4054	-	0,6,6	0.00	-	0,15,15	0.00	-
87	OHX	1	4055	-	0,6,6	0.00	-	0,15,15	0.00	-
87	OHX	1	4056	-	0,6,6	0.00	-	0,15,15	0.00	-
87	OHX	1	4057	-	0,6,6	0.00	-	0,15,15	0.00	-

Mol	Type	Chain	Res	Link	Bond lengths			Bond angles		
					Counts	RMSZ	# Z > 2	Counts	RMSZ	# Z > 2
87	OHX	1	4058	-	0,6,6	0.00	-	0,15,15	0.00	-
87	OHX	1	4059	-	0,6,6	0.00	-	0,15,15	0.00	-
87	OHX	1	4060	-	0,6,6	0.00	-	0,15,15	0.00	-
87	OHX	1	4061	-	0,6,6	0.00	-	0,15,15	0.00	-
87	OHX	1	4062	-	0,6,6	0.00	-	0,15,15	0.00	-
87	OHX	1	4063	-	0,6,6	0.00	-	0,15,15	0.00	-
87	OHX	1	4064	-	0,6,6	0.00	-	0,15,15	0.00	-
87	OHX	1	4065	-	0,6,6	0.00	-	0,15,15	0.00	-
87	OHX	1	4066	-	0,6,6	0.00	-	0,15,15	0.00	-
87	OHX	1	4067	-	0,6,6	0.00	-	0,15,15	0.00	-
87	OHX	1	4068	-	0,6,6	0.00	-	0,15,15	0.00	-
87	OHX	1	4069	-	0,6,6	0.00	-	0,15,15	0.00	-
87	OHX	1	4070	-	0,6,6	0.00	-	0,15,15	0.00	-
87	OHX	1	4071	-	0,6,6	0.00	-	0,15,15	0.00	-
87	OHX	1	4072	-	0,6,6	0.00	-	0,15,15	0.00	-
87	OHX	1	4073	-	0,6,6	0.00	-	0,15,15	0.00	-
87	OHX	1	4074	-	0,6,6	0.00	-	0,15,15	0.00	-
87	OHX	1	4075	-	0,6,6	0.00	-	0,15,15	0.00	-
87	OHX	1	4076	-	0,6,6	0.00	-	0,15,15	0.00	-
87	OHX	1	4077	-	0,6,6	0.00	-	0,15,15	0.00	-
87	OHX	1	4078	-	0,6,6	0.00	-	0,15,15	0.00	-
87	OHX	1	4079	-	0,6,6	0.00	-	0,15,15	0.00	-
87	OHX	1	4080	-	0,6,6	0.00	-	0,15,15	0.00	-
87	OHX	1	4081	-	0,6,6	0.00	-	0,15,15	0.00	-
87	OHX	1	4082	-	0,6,6	0.00	-	0,15,15	0.00	-
87	OHX	1	4083	-	0,6,6	0.00	-	0,15,15	0.00	-
87	OHX	1	4084	-	0,6,6	0.00	-	0,15,15	0.00	-
87	OHX	1	4085	-	0,6,6	0.00	-	0,15,15	0.00	-
87	OHX	1	4086	-	0,6,6	0.00	-	0,15,15	0.00	-
87	OHX	1	4087	-	0,6,6	0.00	-	0,15,15	0.00	-
87	OHX	1	4088	-	0,6,6	0.00	-	0,15,15	0.00	-
87	OHX	1	4089	-	0,6,6	0.00	-	0,15,15	0.00	-
87	OHX	1	4090	-	0,6,6	0.00	-	0,15,15	0.00	-
87	OHX	1	4091	-	0,6,6	0.00	-	0,15,15	0.00	-
87	OHX	1	4092	-	0,6,6	0.00	-	0,15,15	0.00	-
87	OHX	1	4093	-	0,6,6	0.00	-	0,15,15	0.00	-
87	OHX	1	4094	-	0,6,6	0.00	-	0,15,15	0.00	-
87	OHX	1	4095	-	0,6,6	0.00	-	0,15,15	0.00	-
87	OHX	1	4096	-	0,6,6	0.00	-	0,15,15	0.00	-
87	OHX	1	4097	-	0,6,6	0.00	-	0,15,15	0.00	-
87	OHX	1	4098	-	0,6,6	0.00	-	0,15,15	0.00	-
87	OHX	1	4099	-	0,6,6	0.00	-	0,15,15	0.00	-
87	OHX	1	4100	-	0,6,6	0.00	-	0,15,15	0.00	-

Mol	Type	Chain	Res	Link	Bond lengths			Bond angles		
					Counts	RMSZ	# Z > 2	Counts	RMSZ	# Z > 2
87	OHX	1	4101	-	0,6,6	0.00	-	0,15,15	0.00	-
87	OHX	1	4102	-	0,6,6	0.00	-	0,15,15	0.00	-
87	OHX	1	4103	-	0,6,6	0.00	-	0,15,15	0.00	-
87	OHX	1	4104	-	0,6,6	0.00	-	0,15,15	0.00	-
87	OHX	1	4105	-	0,6,6	0.00	-	0,15,15	0.00	-
87	OHX	1	4106	-	0,6,6	0.00	-	0,15,15	0.00	-
87	OHX	1	4107	-	0,6,6	0.00	-	0,15,15	0.00	-
87	OHX	1	4108	-	0,6,6	0.00	-	0,15,15	0.00	-
87	OHX	1	4109	-	0,6,6	0.00	-	0,15,15	0.00	-
87	OHX	1	4110	-	0,6,6	0.00	-	0,15,15	0.00	-
87	OHX	1	4111	-	0,6,6	0.00	-	0,15,15	0.00	-
87	OHX	1	4112	-	0,6,6	0.00	-	0,15,15	0.00	-
87	OHX	1	4113	-	0,6,6	0.00	-	0,15,15	0.00	-
87	OHX	1	4114	-	0,6,6	0.00	-	0,15,15	0.00	-
87	OHX	1	4115	-	0,6,6	0.00	-	0,15,15	0.00	-
87	OHX	1	4116	-	0,6,6	0.00	-	0,15,15	0.00	-
87	OHX	1	4117	-	0,6,6	0.00	-	0,15,15	0.00	-
87	OHX	1	4118	-	0,6,6	0.00	-	0,15,15	0.00	-
87	OHX	1	4119	-	0,6,6	0.00	-	0,15,15	0.00	-
87	OHX	1	4120	-	0,6,6	0.00	-	0,15,15	0.00	-
87	OHX	1	4121	-	0,6,6	0.00	-	0,15,15	0.00	-
87	OHX	1	4122	-	0,6,6	0.00	-	0,15,15	0.00	-
87	OHX	1	4123	-	0,6,6	0.00	-	0,15,15	0.00	-
87	OHX	1	4124	-	0,6,6	0.00	-	0,15,15	0.00	-
87	OHX	1	4125	-	0,6,6	0.00	-	0,15,15	0.00	-
87	OHX	1	4126	-	0,6,6	0.00	-	0,15,15	0.00	-
87	OHX	1	4127	-	0,6,6	0.00	-	0,15,15	0.00	-
87	OHX	1	4128	-	0,6,6	0.00	-	0,15,15	0.00	-
87	OHX	1	4129	-	0,6,6	0.00	-	0,15,15	0.00	-
87	OHX	1	4130	-	0,6,6	0.00	-	0,15,15	0.00	-
87	OHX	1	4131	-	0,6,6	0.00	-	0,15,15	0.00	-
87	OHX	1	4132	-	0,6,6	0.00	-	0,15,15	0.00	-
87	OHX	1	4133	-	0,6,6	0.00	-	0,15,15	0.00	-
87	OHX	1	4134	-	0,6,6	0.00	-	0,15,15	0.00	-
87	OHX	1	4135	-	0,6,6	0.00	-	0,15,15	0.00	-
87	OHX	1	4136	-	0,6,6	0.00	-	0,15,15	0.00	-
87	OHX	1	4137	-	0,6,6	0.00	-	0,15,15	0.00	-
87	OHX	1	4138	-	0,6,6	0.00	-	0,15,15	0.00	-
87	OHX	1	4139	-	0,6,6	0.00	-	0,15,15	0.00	-
87	OHX	1	4140	-	0,6,6	0.00	-	0,15,15	0.00	-
87	OHX	1	4141	-	0,6,6	0.00	-	0,15,15	0.00	-
87	OHX	1	4142	-	0,6,6	0.00	-	0,15,15	0.00	-
87	OHX	1	4143	-	0,6,6	0.00	-	0,15,15	0.00	-

Mol	Type	Chain	Res	Link	Bond lengths			Bond angles		
					Counts	RMSZ	# Z > 2	Counts	RMSZ	# Z > 2
87	OHX	1	4144	-	0,6,6	0.00	-	0,15,15	0.00	-
87	OHX	1	4145	-	0,6,6	0.00	-	0,15,15	0.00	-
87	OHX	1	4146	-	0,6,6	0.00	-	0,15,15	0.00	-
87	OHX	1	4147	-	0,6,6	0.00	-	0,15,15	0.00	-
87	OHX	1	4148	-	0,6,6	0.00	-	0,15,15	0.00	-
87	OHX	1	4149	-	0,6,6	0.00	-	0,15,15	0.00	-
87	OHX	1	4150	-	0,6,6	0.00	-	0,15,15	0.00	-
87	OHX	1	4151	-	0,6,6	0.00	-	0,15,15	0.00	-
87	OHX	1	4152	-	0,6,6	0.00	-	0,15,15	0.00	-
87	OHX	1	4153	-	0,6,6	0.00	-	0,15,15	0.00	-
87	OHX	1	4154	-	0,6,6	0.00	-	0,15,15	0.00	-
87	OHX	1	4155	-	0,6,6	0.00	-	0,15,15	0.00	-
87	OHX	1	4156	-	0,6,6	0.00	-	0,15,15	0.00	-
87	OHX	1	4157	-	0,6,6	0.00	-	0,15,15	0.00	-
87	OHX	1	4158	-	0,6,6	0.00	-	0,15,15	0.00	-
87	OHX	1	4159	-	0,6,6	0.00	-	0,15,15	0.00	-
87	OHX	1	4160	-	0,6,6	0.00	-	0,15,15	0.00	-
87	OHX	1	4161	-	0,6,6	0.00	-	0,15,15	0.00	-
87	OHX	1	4162	-	0,6,6	0.00	-	0,15,15	0.00	-
87	OHX	1	4163	-	0,6,6	0.00	-	0,15,15	0.00	-
87	OHX	1	4164	-	0,6,6	0.00	-	0,15,15	0.00	-
87	OHX	1	4165	-	0,6,6	0.00	-	0,15,15	0.00	-
87	OHX	1	4166	-	0,6,6	0.00	-	0,15,15	0.00	-
87	OHX	1	4167	-	0,6,6	0.00	-	0,15,15	0.00	-
87	OHX	1	4168	-	0,6,6	0.00	-	0,15,15	0.00	-
87	OHX	1	4169	-	0,6,6	0.00	-	0,15,15	0.00	-
87	OHX	1	4170	-	0,6,6	0.00	-	0,15,15	0.00	-
87	OHX	1	4171	-	0,6,6	0.00	-	0,15,15	0.00	-
87	OHX	1	4172	-	0,6,6	0.00	-	0,15,15	0.00	-
87	OHX	1	4173	-	0,6,6	0.00	-	0,15,15	0.00	-
87	OHX	1	4174	-	0,6,6	0.00	-	0,15,15	0.00	-
87	OHX	1	4175	-	0,6,6	0.00	-	0,15,15	0.00	-
87	OHX	1	4176	-	0,6,6	0.00	-	0,15,15	0.00	-
87	OHX	1	4177	-	0,6,6	0.00	-	0,15,15	0.00	-
87	OHX	1	4178	-	0,6,6	0.00	-	0,15,15	0.00	-
87	OHX	1	4179	-	0,6,6	0.00	-	0,15,15	0.00	-
87	OHX	1	4180	-	0,6,6	0.00	-	0,15,15	0.00	-
87	OHX	1	4181	-	0,6,6	0.00	-	0,15,15	0.00	-
87	OHX	1	4182	-	0,6,6	0.00	-	0,15,15	0.00	-
87	OHX	1	4183	-	0,6,6	0.00	-	0,15,15	0.00	-
87	OHX	1	4184	-	0,6,6	0.00	-	0,15,15	0.00	-
87	OHX	1	4185	-	0,6,6	0.00	-	0,15,15	0.00	-
87	OHX	1	4186	-	0,6,6	0.00	-	0,15,15	0.00	-

Mol	Type	Chain	Res	Link	Bond lengths			Bond angles		
					Counts	RMSZ	# Z > 2	Counts	RMSZ	# Z > 2
87	OHX	1	4187	-	0,6,6	0.00	-	0,15,15	0.00	-
87	OHX	1	4188	-	0,6,6	0.00	-	0,15,15	0.00	-
87	OHX	1	4189	-	0,6,6	0.00	-	0,15,15	0.00	-
87	OHX	1	4190	-	0,6,6	0.00	-	0,15,15	0.00	-
87	OHX	1	4191	-	0,6,6	0.00	-	0,15,15	0.00	-
87	OHX	1	4192	-	0,6,6	0.00	-	0,15,15	0.00	-
87	OHX	1	4193	-	0,6,6	0.00	-	0,15,15	0.00	-
87	OHX	1	4194	-	0,6,6	0.00	-	0,15,15	0.00	-
87	OHX	1	4195	-	0,6,6	0.00	-	0,15,15	0.00	-
87	OHX	1	4196	-	0,6,6	0.00	-	0,15,15	0.00	-
87	OHX	1	4197	-	0,6,6	0.00	-	0,15,15	0.00	-
87	OHX	1	4198	-	0,6,6	0.00	-	0,15,15	0.00	-
87	OHX	1	4199	-	0,6,6	0.00	-	0,15,15	0.00	-
87	OHX	1	4200	-	0,6,6	0.00	-	0,15,15	0.00	-
87	OHX	1	4201	-	0,6,6	0.00	-	0,15,15	0.00	-
87	OHX	1	4202	-	0,6,6	0.00	-	0,15,15	0.00	-
87	OHX	1	4203	-	0,6,6	0.00	-	0,15,15	0.00	-
87	OHX	1	4204	-	0,6,6	0.00	-	0,15,15	0.00	-
87	OHX	1	4205	-	0,6,6	0.00	-	0,15,15	0.00	-
87	OHX	1	4206	-	0,6,6	0.00	-	0,15,15	0.00	-
87	OHX	1	4207	-	0,6,6	0.00	-	0,15,15	0.00	-
87	OHX	1	4208	-	0,6,6	0.00	-	0,15,15	0.00	-
87	OHX	1	4209	-	0,6,6	0.00	-	0,15,15	0.00	-
87	OHX	1	4210	-	0,6,6	0.00	-	0,15,15	0.00	-
87	OHX	1	4211	-	0,6,6	0.00	-	0,15,15	0.00	-
87	OHX	1	4212	-	0,6,6	0.00	-	0,15,15	0.00	-
87	OHX	1	4213	-	0,6,6	0.00	-	0,15,15	0.00	-
87	OHX	1	4214	-	0,6,6	0.00	-	0,15,15	0.00	-
89	3HE	1	4215	-	21,21,21	0.51	0	18,30,30	0.52	0
87	OHX	2	2022	-	0,6,6	0.00	-	0,15,15	0.00	-
87	OHX	2	2023	-	0,6,6	0.00	-	0,15,15	0.00	-
87	OHX	2	2024	-	0,6,6	0.00	-	0,15,15	0.00	-
87	OHX	2	2025	-	0,6,6	0.00	-	0,15,15	0.00	-
87	OHX	2	2026	-	0,6,6	0.00	-	0,15,15	0.00	-
87	OHX	2	2027	-	0,6,6	0.00	-	0,15,15	0.00	-
87	OHX	2	2028	-	0,6,6	0.00	-	0,15,15	0.00	-
87	OHX	2	2029	-	0,6,6	0.00	-	0,15,15	0.00	-
87	OHX	2	2030	-	0,6,6	0.00	-	0,15,15	0.00	-
87	OHX	2	2031	-	0,6,6	0.00	-	0,15,15	0.00	-
87	OHX	2	2032	-	0,6,6	0.00	-	0,15,15	0.00	-
87	OHX	2	2033	-	0,6,6	0.00	-	0,15,15	0.00	-
87	OHX	2	2034	-	0,6,6	0.00	-	0,15,15	0.00	-
87	OHX	2	2035	-	0,6,6	0.00	-	0,15,15	0.00	-

Mol	Type	Chain	Res	Link	Bond lengths			Bond angles		
					Counts	RMSZ	# Z > 2	Counts	RMSZ	# Z > 2
87	OHX	2	2036	-	0,6,6	0.00	-	0,15,15	0.00	-
87	OHX	2	2037	-	0,6,6	0.00	-	0,15,15	0.00	-
87	OHX	2	2038	-	0,6,6	0.00	-	0,15,15	0.00	-
87	OHX	2	2039	-	0,6,6	0.00	-	0,15,15	0.00	-
87	OHX	2	2040	-	0,6,6	0.00	-	0,15,15	0.00	-
87	OHX	2	2041	-	0,6,6	0.00	-	0,15,15	0.00	-
87	OHX	2	2042	-	0,6,6	0.00	-	0,15,15	0.00	-
87	OHX	2	2043	-	0,6,6	0.00	-	0,15,15	0.00	-
87	OHX	2	2044	-	0,6,6	0.00	-	0,15,15	0.00	-
87	OHX	2	2045	-	0,6,6	0.00	-	0,15,15	0.00	-
87	OHX	2	2046	-	0,6,6	0.00	-	0,15,15	0.00	-
87	OHX	2	2047	-	0,6,6	0.00	-	0,15,15	0.00	-
87	OHX	2	2048	-	0,6,6	0.00	-	0,15,15	0.00	-
87	OHX	2	2049	-	0,6,6	0.00	-	0,15,15	0.00	-
87	OHX	2	2050	-	0,6,6	0.00	-	0,15,15	0.00	-
87	OHX	2	2051	-	0,6,6	0.00	-	0,15,15	0.00	-
87	OHX	2	2052	-	0,6,6	0.00	-	0,15,15	0.00	-
87	OHX	2	2053	-	0,6,6	0.00	-	0,15,15	0.00	-
87	OHX	2	2054	-	0,6,6	0.00	-	0,15,15	0.00	-
87	OHX	2	2055	-	0,6,6	0.00	-	0,15,15	0.00	-
87	OHX	2	2056	-	0,6,6	0.00	-	0,15,15	0.00	-
87	OHX	2	2057	-	0,6,6	0.00	-	0,15,15	0.00	-
87	OHX	2	2058	-	0,6,6	0.00	-	0,15,15	0.00	-
87	OHX	2	2059	-	0,6,6	0.00	-	0,15,15	0.00	-
87	OHX	2	2060	-	0,6,6	0.00	-	0,15,15	0.00	-
87	OHX	2	2061	-	0,6,6	0.00	-	0,15,15	0.00	-
87	OHX	2	2062	-	0,6,6	0.00	-	0,15,15	0.00	-
87	OHX	2	2063	-	0,6,6	0.00	-	0,15,15	0.00	-
87	OHX	2	2064	-	0,6,6	0.00	-	0,15,15	0.00	-
87	OHX	2	2065	-	0,6,6	0.00	-	0,15,15	0.00	-
87	OHX	2	2066	-	0,6,6	0.00	-	0,15,15	0.00	-
87	OHX	2	2067	-	0,6,6	0.00	-	0,15,15	0.00	-
87	OHX	2	2068	-	0,6,6	0.00	-	0,15,15	0.00	-
87	OHX	2	2069	-	0,6,6	0.00	-	0,15,15	0.00	-
87	OHX	2	2070	-	0,6,6	0.00	-	0,15,15	0.00	-
87	OHX	2	2071	-	0,6,6	0.00	-	0,15,15	0.00	-
87	OHX	2	2072	-	0,6,6	0.00	-	0,15,15	0.00	-
87	OHX	2	2073	-	0,6,6	0.00	-	0,15,15	0.00	-
87	OHX	2	2074	-	0,6,6	0.00	-	0,15,15	0.00	-
87	OHX	2	2075	-	0,6,6	0.00	-	0,15,15	0.00	-
87	OHX	2	2076	-	0,6,6	0.00	-	0,15,15	0.00	-
87	OHX	2	2077	-	0,6,6	0.00	-	0,15,15	0.00	-
87	OHX	2	2078	-	0,6,6	0.00	-	0,15,15	0.00	-

Mol	Type	Chain	Res	Link	Bond lengths			Bond angles		
					Counts	RMSZ	# Z > 2	Counts	RMSZ	# Z > 2
87	OHX	2	2079	-	0,6,6	0.00	-	0,15,15	0.00	-
87	OHX	2	2080	-	0,6,6	0.00	-	0,15,15	0.00	-
87	OHX	2	2081	-	0,6,6	0.00	-	0,15,15	0.00	-
87	OHX	2	2082	-	0,6,6	0.00	-	0,15,15	0.00	-
87	OHX	2	2083	-	0,6,6	0.00	-	0,15,15	0.00	-
87	OHX	2	2084	-	0,6,6	0.00	-	0,15,15	0.00	-
87	OHX	2	2085	-	0,6,6	0.00	-	0,15,15	0.00	-
87	OHX	2	2086	-	0,6,6	0.00	-	0,15,15	0.00	-
87	OHX	2	2087	-	0,6,6	0.00	-	0,15,15	0.00	-
87	OHX	2	2088	-	0,6,6	0.00	-	0,15,15	0.00	-
87	OHX	2	2089	-	0,6,6	0.00	-	0,15,15	0.00	-
87	OHX	2	2090	-	0,6,6	0.00	-	0,15,15	0.00	-
87	OHX	2	2091	-	0,6,6	0.00	-	0,15,15	0.00	-
87	OHX	2	2092	-	0,6,6	0.00	-	0,15,15	0.00	-
87	OHX	2	2093	-	0,6,6	0.00	-	0,15,15	0.00	-
87	OHX	2	2094	-	0,6,6	0.00	-	0,15,15	0.00	-
87	OHX	2	2095	-	0,6,6	0.00	-	0,15,15	0.00	-
87	OHX	2	2096	-	0,6,6	0.00	-	0,15,15	0.00	-
87	OHX	2	2097	-	0,6,6	0.00	-	0,15,15	0.00	-
87	OHX	2	2098	-	0,6,6	0.00	-	0,15,15	0.00	-
87	OHX	2	2099	-	0,6,6	0.00	-	0,15,15	0.00	-
87	OHX	2	2100	-	0,6,6	0.00	-	0,15,15	0.00	-
87	OHX	2	2101	-	0,6,6	0.00	-	0,15,15	0.00	-
87	OHX	2	2102	-	0,6,6	0.00	-	0,15,15	0.00	-
87	OHX	2	2103	-	0,6,6	0.00	-	0,15,15	0.00	-
87	OHX	2	2104	-	0,6,6	0.00	-	0,15,15	0.00	-
87	OHX	2	2105	-	0,6,6	0.00	-	0,15,15	0.00	-
87	OHX	2	2106	-	0,6,6	0.00	-	0,15,15	0.00	-
87	OHX	2	2107	-	0,6,6	0.00	-	0,15,15	0.00	-
87	OHX	2	2108	-	0,6,6	0.00	-	0,15,15	0.00	-
87	OHX	2	2109	-	0,6,6	0.00	-	0,15,15	0.00	-
87	OHX	2	2110	-	0,6,6	0.00	-	0,15,15	0.00	-
87	OHX	2	2111	-	0,6,6	0.00	-	0,15,15	0.00	-
87	OHX	2	2112	-	0,6,6	0.00	-	0,15,15	0.00	-
87	OHX	2	2113	-	0,6,6	0.00	-	0,15,15	0.00	-
87	OHX	2	2114	-	0,6,6	0.00	-	0,15,15	0.00	-
87	OHX	2	2115	-	0,6,6	0.00	-	0,15,15	0.00	-
87	OHX	2	2116	-	0,6,6	0.00	-	0,15,15	0.00	-
87	OHX	2	2117	-	0,6,6	0.00	-	0,15,15	0.00	-
87	OHX	2	2118	-	0,6,6	0.00	-	0,15,15	0.00	-
87	OHX	2	2119	-	0,6,6	0.00	-	0,15,15	0.00	-
87	OHX	2	2120	-	0,6,6	0.00	-	0,15,15	0.00	-
87	OHX	2	2121	-	0,6,6	0.00	-	0,15,15	0.00	-

Mol	Type	Chain	Res	Link	Bond lengths			Bond angles		
					Counts	RMSZ	$\# Z > 2$	Counts	RMSZ	$\# Z > 2$
87	OHX	2	2122	-	0,6,6	0.00	-	0,15,15	0.00	-
87	OHX	2	2123	-	0,6,6	0.00	-	0,15,15	0.00	-
87	OHX	2	2124	-	0,6,6	0.00	-	0,15,15	0.00	-
87	OHX	2	2125	-	0,6,6	0.00	-	0,15,15	0.00	-
87	OHX	2	2126	-	0,6,6	0.00	-	0,15,15	0.00	-
87	OHX	2	2127	-	0,6,6	0.00	-	0,15,15	0.00	-
87	OHX	2	2128	-	0,6,6	0.00	-	0,15,15	0.00	-
87	OHX	2	2129	-	0,6,6	0.00	-	0,15,15	0.00	-
87	OHX	2	2130	-	0,6,6	0.00	-	0,15,15	0.00	-
87	OHX	2	2131	-	0,6,6	0.00	-	0,15,15	0.00	-
87	OHX	2	2132	-	0,6,6	0.00	-	0,15,15	0.00	-
87	OHX	2	2133	-	0,6,6	0.00	-	0,15,15	0.00	-
87	OHX	2	2134	-	0,6,6	0.00	-	0,15,15	0.00	-
87	OHX	2	2135	-	0,6,6	0.00	-	0,15,15	0.00	-
87	OHX	2	2136	-	0,6,6	0.00	-	0,15,15	0.00	-
87	OHX	2	2137	-	0,6,6	0.00	-	0,15,15	0.00	-
87	OHX	2	2138	-	0,6,6	0.00	-	0,15,15	0.00	-
87	OHX	2	2139	-	0,6,6	0.00	-	0,15,15	0.00	-
87	OHX	2	2140	-	0,6,6	0.00	-	0,15,15	0.00	-
87	OHX	2	2141	-	0,6,6	0.00	-	0,15,15	0.00	-
87	OHX	2	2142	-	0,6,6	0.00	-	0,15,15	0.00	-
87	OHX	2	2143	-	0,6,6	0.00	-	0,15,15	0.00	-
87	OHX	2	2144	-	0,6,6	0.00	-	0,15,15	0.00	-
87	OHX	2	2145	-	0,6,6	0.00	-	0,15,15	0.00	-
87	OHX	2	2146	-	0,6,6	0.00	-	0,15,15	0.00	-
87	OHX	2	2147	-	0,6,6	0.00	-	0,15,15	0.00	-
87	OHX	2	2148	-	0,6,6	0.00	-	0,15,15	0.00	-
87	OHX	2	2149	-	0,6,6	0.00	-	0,15,15	0.00	-
87	OHX	2	2150	-	0,6,6	0.00	-	0,15,15	0.00	-
87	OHX	2	2151	-	0,6,6	0.00	-	0,15,15	0.00	-
87	OHX	2	2152	-	0,6,6	0.00	-	0,15,15	0.00	-
87	OHX	2	2153	-	0,6,6	0.00	-	0,15,15	0.00	-
87	OHX	2	2154	-	0,6,6	0.00	-	0,15,15	0.00	-
87	OHX	2	2155	-	0,6,6	0.00	-	0,15,15	0.00	-
87	OHX	2	2156	-	0,6,6	0.00	-	0,15,15	0.00	-
87	OHX	2	2157	-	0,6,6	0.00	-	0,15,15	0.00	-
87	OHX	2	2158	-	0,6,6	0.00	-	0,15,15	0.00	-
87	OHX	2	2159	-	0,6,6	0.00	-	0,15,15	0.00	-
87	OHX	2	2160	-	0,6,6	0.00	-	0,15,15	0.00	-
87	OHX	2	2161	-	0,6,6	0.00	-	0,15,15	0.00	-
87	OHX	2	2162	-	0,6,6	0.00	-	0,15,15	0.00	-
87	OHX	2	2163	-	0,6,6	0.00	-	0,15,15	0.00	-
87	OHX	2	2164	-	0,6,6	0.00	-	0,15,15	0.00	-

Mol	Type	Chain	Res	Link	Bond lengths			Bond angles		
					Counts	RMSZ	# Z > 2	Counts	RMSZ	# Z > 2
87	OHX	2	2165	-	0,6,6	0.00	-	0,15,15	0.00	-
87	OHX	2	2166	-	0,6,6	0.00	-	0,15,15	0.00	-
87	OHX	2	2167	-	0,6,6	0.00	-	0,15,15	0.00	-
87	OHX	2	2168	-	0,6,6	0.00	-	0,15,15	0.00	-
87	OHX	2	2169	-	0,6,6	0.00	-	0,15,15	0.00	-
87	OHX	2	2170	-	0,6,6	0.00	-	0,15,15	0.00	-
87	OHX	2	2171	-	0,6,6	0.00	-	0,15,15	0.00	-
87	OHX	2	2172	-	0,6,6	0.00	-	0,15,15	0.00	-
87	OHX	2	2173	-	0,6,6	0.00	-	0,15,15	0.00	-
87	OHX	2	2174	-	0,6,6	0.00	-	0,15,15	0.00	-
87	OHX	2	2175	-	0,6,6	0.00	-	0,15,15	0.00	-
87	OHX	2	2176	-	0,6,6	0.00	-	0,15,15	0.00	-
87	OHX	2	2177	-	0,6,6	0.00	-	0,15,15	0.00	-
87	OHX	2	2178	-	0,6,6	0.00	-	0,15,15	0.00	-
87	OHX	2	2179	-	0,6,6	0.00	-	0,15,15	0.00	-
87	OHX	3	215	-	0,6,6	0.00	-	0,15,15	0.00	-
87	OHX	3	216	-	0,6,6	0.00	-	0,15,15	0.00	-
87	OHX	3	217	-	0,6,6	0.00	-	0,15,15	0.00	-
87	OHX	3	218	-	0,6,6	0.00	-	0,15,15	0.00	-
87	OHX	3	219	-	0,6,6	0.00	-	0,15,15	0.00	-
87	OHX	3	220	-	0,6,6	0.00	-	0,15,15	0.00	-
87	OHX	3	221	-	0,6,6	0.00	-	0,15,15	0.00	-
87	OHX	3	222	-	0,6,6	0.00	-	0,15,15	0.00	-
87	OHX	3	223	-	0,6,6	0.00	-	0,15,15	0.00	-
87	OHX	3	224	-	0,6,6	0.00	-	0,15,15	0.00	-
87	OHX	3	225	-	0,6,6	0.00	-	0,15,15	0.00	-
87	OHX	4	223	-	0,6,6	0.00	-	0,15,15	0.00	-
87	OHX	4	224	-	0,6,6	0.00	-	0,15,15	0.00	-
87	OHX	4	225	-	0,6,6	0.00	-	0,15,15	0.00	-
87	OHX	4	226	-	0,6,6	0.00	-	0,15,15	0.00	-
87	OHX	4	227	-	0,6,6	0.00	-	0,15,15	0.00	-
87	OHX	4	228	-	0,6,6	0.00	-	0,15,15	0.00	-
87	OHX	4	229	-	0,6,6	0.00	-	0,15,15	0.00	-
87	OHX	4	230	-	0,6,6	0.00	-	0,15,15	0.00	-
87	OHX	4	231	-	0,6,6	0.00	-	0,15,15	0.00	-
87	OHX	4	232	-	0,6,6	0.00	-	0,15,15	0.00	-
87	OHX	4	233	-	0,6,6	0.00	-	0,15,15	0.00	-
87	OHX	4	234	-	0,6,6	0.00	-	0,15,15	0.00	-
87	OHX	4	235	-	0,6,6	0.00	-	0,15,15	0.00	-
87	OHX	4	236	-	0,6,6	0.00	-	0,15,15	0.00	-
87	OHX	5	3900	-	0,6,6	0.00	-	0,15,15	0.00	-
87	OHX	5	3901	-	0,6,6	0.00	-	0,15,15	0.00	-
87	OHX	5	3902	-	0,6,6	0.00	-	0,15,15	0.00	-

Mol	Type	Chain	Res	Link	Bond lengths			Bond angles		
					Counts	RMSZ	# Z > 2	Counts	RMSZ	# Z > 2
87	OHX	5	3903	-	0,6,6	0.00	-	0,15,15	0.00	-
87	OHX	5	3904	-	0,6,6	0.00	-	0,15,15	0.00	-
87	OHX	5	3905	-	0,6,6	0.00	-	0,15,15	0.00	-
87	OHX	5	3906	-	0,6,6	0.00	-	0,15,15	0.00	-
87	OHX	5	3907	-	0,6,6	0.00	-	0,15,15	0.00	-
87	OHX	5	3908	-	0,6,6	0.00	-	0,15,15	0.00	-
87	OHX	5	3909	-	0,6,6	0.00	-	0,15,15	0.00	-
87	OHX	5	3910	-	0,6,6	0.00	-	0,15,15	0.00	-
87	OHX	5	3911	-	0,6,6	0.00	-	0,15,15	0.00	-
87	OHX	5	3912	-	0,6,6	0.00	-	0,15,15	0.00	-
87	OHX	5	3913	-	0,6,6	0.00	-	0,15,15	0.00	-
87	OHX	5	3914	-	0,6,6	0.00	-	0,15,15	0.00	-
87	OHX	5	3915	-	0,6,6	0.00	-	0,15,15	0.00	-
87	OHX	5	3916	-	0,6,6	0.00	-	0,15,15	0.00	-
87	OHX	5	3917	-	0,6,6	0.00	-	0,15,15	0.00	-
87	OHX	5	3918	-	0,6,6	0.00	-	0,15,15	0.00	-
87	OHX	5	3919	-	0,6,6	0.00	-	0,15,15	0.00	-
87	OHX	5	3920	-	0,6,6	0.00	-	0,15,15	0.00	-
87	OHX	5	3921	-	0,6,6	0.00	-	0,15,15	0.00	-
87	OHX	5	3922	-	0,6,6	0.00	-	0,15,15	0.00	-
87	OHX	5	3923	-	0,6,6	0.00	-	0,15,15	0.00	-
87	OHX	5	3924	-	0,6,6	0.00	-	0,15,15	0.00	-
87	OHX	5	3925	-	0,6,6	0.00	-	0,15,15	0.00	-
87	OHX	5	3926	-	0,6,6	0.00	-	0,15,15	0.00	-
87	OHX	5	3927	-	0,6,6	0.00	-	0,15,15	0.00	-
87	OHX	5	3928	-	0,6,6	0.00	-	0,15,15	0.00	-
87	OHX	5	3929	-	0,6,6	0.00	-	0,15,15	0.00	-
87	OHX	5	3930	-	0,6,6	0.00	-	0,15,15	0.00	-
87	OHX	5	3931	-	0,6,6	0.00	-	0,15,15	0.00	-
87	OHX	5	3932	-	0,6,6	0.00	-	0,15,15	0.00	-
87	OHX	5	3933	-	0,6,6	0.00	-	0,15,15	0.00	-
87	OHX	5	3934	-	0,6,6	0.00	-	0,15,15	0.00	-
87	OHX	5	3935	-	0,6,6	0.00	-	0,15,15	0.00	-
87	OHX	5	3936	-	0,6,6	0.00	-	0,15,15	0.00	-
87	OHX	5	3937	-	0,6,6	0.00	-	0,15,15	0.00	-
87	OHX	5	3938	-	0,6,6	0.00	-	0,15,15	0.00	-
87	OHX	5	3939	-	0,6,6	0.00	-	0,15,15	0.00	-
87	OHX	5	3940	-	0,6,6	0.00	-	0,15,15	0.00	-
87	OHX	5	3941	-	0,6,6	0.00	-	0,15,15	0.00	-
87	OHX	5	3942	-	0,6,6	0.00	-	0,15,15	0.00	-
87	OHX	5	3943	-	0,6,6	0.00	-	0,15,15	0.00	-
87	OHX	5	3944	-	0,6,6	0.00	-	0,15,15	0.00	-
87	OHX	5	3945	-	0,6,6	0.00	-	0,15,15	0.00	-

Mol	Type	Chain	Res	Link	Bond lengths			Bond angles		
					Counts	RMSZ	# Z > 2	Counts	RMSZ	# Z > 2
87	OHX	5	3946	-	0,6,6	0.00	-	0,15,15	0.00	-
87	OHX	5	3947	-	0,6,6	0.00	-	0,15,15	0.00	-
87	OHX	5	3948	-	0,6,6	0.00	-	0,15,15	0.00	-
87	OHX	5	3949	-	0,6,6	0.00	-	0,15,15	0.00	-
87	OHX	5	3950	-	0,6,6	0.00	-	0,15,15	0.00	-
87	OHX	5	3951	-	0,6,6	0.00	-	0,15,15	0.00	-
87	OHX	5	3952	-	0,6,6	0.00	-	0,15,15	0.00	-
87	OHX	5	3953	-	0,6,6	0.00	-	0,15,15	0.00	-
87	OHX	5	3954	-	0,6,6	0.00	-	0,15,15	0.00	-
87	OHX	5	3955	-	0,6,6	0.00	-	0,15,15	0.00	-
87	OHX	5	3956	-	0,6,6	0.00	-	0,15,15	0.00	-
87	OHX	5	3957	-	0,6,6	0.00	-	0,15,15	0.00	-
87	OHX	5	3958	-	0,6,6	0.00	-	0,15,15	0.00	-
87	OHX	5	3959	-	0,6,6	0.00	-	0,15,15	0.00	-
87	OHX	5	3960	-	0,6,6	0.00	-	0,15,15	0.00	-
87	OHX	5	3961	-	0,6,6	0.00	-	0,15,15	0.00	-
87	OHX	5	3962	-	0,6,6	0.00	-	0,15,15	0.00	-
87	OHX	5	3963	-	0,6,6	0.00	-	0,15,15	0.00	-
87	OHX	5	3964	-	0,6,6	0.00	-	0,15,15	0.00	-
87	OHX	5	3965	-	0,6,6	0.00	-	0,15,15	0.00	-
87	OHX	5	3966	-	0,6,6	0.00	-	0,15,15	0.00	-
87	OHX	5	3967	-	0,6,6	0.00	-	0,15,15	0.00	-
87	OHX	5	3968	-	0,6,6	0.00	-	0,15,15	0.00	-
87	OHX	5	3969	-	0,6,6	0.00	-	0,15,15	0.00	-
87	OHX	5	3970	-	0,6,6	0.00	-	0,15,15	0.00	-
87	OHX	5	3971	-	0,6,6	0.00	-	0,15,15	0.00	-
87	OHX	5	3972	-	0,6,6	0.00	-	0,15,15	0.00	-
87	OHX	5	3973	-	0,6,6	0.00	-	0,15,15	0.00	-
87	OHX	5	3974	-	0,6,6	0.00	-	0,15,15	0.00	-
87	OHX	5	3975	-	0,6,6	0.00	-	0,15,15	0.00	-
87	OHX	5	3976	-	0,6,6	0.00	-	0,15,15	0.00	-
87	OHX	5	3977	-	0,6,6	0.00	-	0,15,15	0.00	-
87	OHX	5	3978	-	0,6,6	0.00	-	0,15,15	0.00	-
87	OHX	5	3979	-	0,6,6	0.00	-	0,15,15	0.00	-
87	OHX	5	3980	-	0,6,6	0.00	-	0,15,15	0.00	-
87	OHX	5	3981	-	0,6,6	0.00	-	0,15,15	0.00	-
87	OHX	5	3982	-	0,6,6	0.00	-	0,15,15	0.00	-
87	OHX	5	3983	-	0,6,6	0.00	-	0,15,15	0.00	-
87	OHX	5	3984	-	0,6,6	0.00	-	0,15,15	0.00	-
87	OHX	5	3985	-	0,6,6	0.00	-	0,15,15	0.00	-
87	OHX	5	3986	-	0,6,6	0.00	-	0,15,15	0.00	-
87	OHX	5	3987	-	0,6,6	0.00	-	0,15,15	0.00	-
87	OHX	5	3988	-	0,6,6	0.00	-	0,15,15	0.00	-

Mol	Type	Chain	Res	Link	Bond lengths			Bond angles		
					Counts	RMSZ	# Z > 2	Counts	RMSZ	# Z > 2
87	OHX	5	3989	-	0,6,6	0.00	-	0,15,15	0.00	-
87	OHX	5	3990	-	0,6,6	0.00	-	0,15,15	0.00	-
87	OHX	5	3991	-	0,6,6	0.00	-	0,15,15	0.00	-
87	OHX	5	3992	-	0,6,6	0.00	-	0,15,15	0.00	-
87	OHX	5	3993	-	0,6,6	0.00	-	0,15,15	0.00	-
87	OHX	5	3994	-	0,6,6	0.00	-	0,15,15	0.00	-
87	OHX	5	3995	-	0,6,6	0.00	-	0,15,15	0.00	-
87	OHX	5	3996	-	0,6,6	0.00	-	0,15,15	0.00	-
87	OHX	5	3997	-	0,6,6	0.00	-	0,15,15	0.00	-
87	OHX	5	3998	-	0,6,6	0.00	-	0,15,15	0.00	-
87	OHX	5	3999	-	0,6,6	0.00	-	0,15,15	0.00	-
87	OHX	5	4000	-	0,6,6	0.00	-	0,15,15	0.00	-
87	OHX	5	4001	-	0,6,6	0.00	-	0,15,15	0.00	-
87	OHX	5	4002	-	0,6,6	0.00	-	0,15,15	0.00	-
87	OHX	5	4003	-	0,6,6	0.00	-	0,15,15	0.00	-
87	OHX	5	4004	-	0,6,6	0.00	-	0,15,15	0.00	-
87	OHX	5	4005	-	0,6,6	0.00	-	0,15,15	0.00	-
87	OHX	5	4006	-	0,6,6	0.00	-	0,15,15	0.00	-
87	OHX	5	4007	-	0,6,6	0.00	-	0,15,15	0.00	-
87	OHX	5	4008	-	0,6,6	0.00	-	0,15,15	0.00	-
87	OHX	5	4009	-	0,6,6	0.00	-	0,15,15	0.00	-
87	OHX	5	4010	-	0,6,6	0.00	-	0,15,15	0.00	-
87	OHX	5	4011	-	0,6,6	0.00	-	0,15,15	0.00	-
87	OHX	5	4012	-	0,6,6	0.00	-	0,15,15	0.00	-
87	OHX	5	4013	-	0,6,6	0.00	-	0,15,15	0.00	-
87	OHX	5	4014	-	0,6,6	0.00	-	0,15,15	0.00	-
87	OHX	5	4015	-	0,6,6	0.00	-	0,15,15	0.00	-
87	OHX	5	4016	-	0,6,6	0.00	-	0,15,15	0.00	-
87	OHX	5	4017	-	0,6,6	0.00	-	0,15,15	0.00	-
87	OHX	5	4018	-	0,6,6	0.00	-	0,15,15	0.00	-
87	OHX	5	4019	-	0,6,6	0.00	-	0,15,15	0.00	-
87	OHX	5	4020	-	0,6,6	0.00	-	0,15,15	0.00	-
87	OHX	5	4021	-	0,6,6	0.00	-	0,15,15	0.00	-
87	OHX	5	4022	-	0,6,6	0.00	-	0,15,15	0.00	-
87	OHX	5	4023	-	0,6,6	0.00	-	0,15,15	0.00	-
87	OHX	5	4024	-	0,6,6	0.00	-	0,15,15	0.00	-
87	OHX	5	4025	-	0,6,6	0.00	-	0,15,15	0.00	-
87	OHX	5	4026	-	0,6,6	0.00	-	0,15,15	0.00	-
87	OHX	5	4027	-	0,6,6	0.00	-	0,15,15	0.00	-
87	OHX	5	4028	-	0,6,6	0.00	-	0,15,15	0.00	-
87	OHX	5	4029	-	0,6,6	0.00	-	0,15,15	0.00	-
87	OHX	5	4030	-	0,6,6	0.00	-	0,15,15	0.00	-
87	OHX	5	4031	-	0,6,6	0.00	-	0,15,15	0.00	-

Mol	Type	Chain	Res	Link	Bond lengths			Bond angles		
					Counts	RMSZ	# Z > 2	Counts	RMSZ	# Z > 2
87	OHX	5	4032	-	0,6,6	0.00	-	0,15,15	0.00	-
87	OHX	5	4033	-	0,6,6	0.00	-	0,15,15	0.00	-
87	OHX	5	4034	-	0,6,6	0.00	-	0,15,15	0.00	-
87	OHX	5	4035	-	0,6,6	0.00	-	0,15,15	0.00	-
87	OHX	5	4036	-	0,6,6	0.00	-	0,15,15	0.00	-
87	OHX	5	4037	-	0,6,6	0.00	-	0,15,15	0.00	-
87	OHX	5	4038	-	0,6,6	0.00	-	0,15,15	0.00	-
87	OHX	5	4039	-	0,6,6	0.00	-	0,15,15	0.00	-
87	OHX	5	4040	-	0,6,6	0.00	-	0,15,15	0.00	-
87	OHX	5	4041	-	0,6,6	0.00	-	0,15,15	0.00	-
87	OHX	5	4042	-	0,6,6	0.00	-	0,15,15	0.00	-
87	OHX	5	4043	-	0,6,6	0.00	-	0,15,15	0.00	-
87	OHX	5	4044	-	0,6,6	0.00	-	0,15,15	0.00	-
87	OHX	5	4045	-	0,6,6	0.00	-	0,15,15	0.00	-
87	OHX	5	4046	-	0,6,6	0.00	-	0,15,15	0.00	-
87	OHX	5	4047	-	0,6,6	0.00	-	0,15,15	0.00	-
87	OHX	5	4048	-	0,6,6	0.00	-	0,15,15	0.00	-
87	OHX	5	4049	-	0,6,6	0.00	-	0,15,15	0.00	-
87	OHX	5	4050	-	0,6,6	0.00	-	0,15,15	0.00	-
87	OHX	5	4051	-	0,6,6	0.00	-	0,15,15	0.00	-
87	OHX	5	4052	-	0,6,6	0.00	-	0,15,15	0.00	-
87	OHX	5	4053	-	0,6,6	0.00	-	0,15,15	0.00	-
87	OHX	5	4054	-	0,6,6	0.00	-	0,15,15	0.00	-
87	OHX	5	4055	-	0,6,6	0.00	-	0,15,15	0.00	-
87	OHX	5	4056	-	0,6,6	0.00	-	0,15,15	0.00	-
87	OHX	5	4057	-	0,6,6	0.00	-	0,15,15	0.00	-
87	OHX	5	4058	-	0,6,6	0.00	-	0,15,15	0.00	-
87	OHX	5	4059	-	0,6,6	0.00	-	0,15,15	0.00	-
87	OHX	5	4060	-	0,6,6	0.00	-	0,15,15	0.00	-
87	OHX	5	4061	-	0,6,6	0.00	-	0,15,15	0.00	-
87	OHX	5	4062	-	0,6,6	0.00	-	0,15,15	0.00	-
87	OHX	5	4063	-	0,6,6	0.00	-	0,15,15	0.00	-
87	OHX	5	4064	-	0,6,6	0.00	-	0,15,15	0.00	-
87	OHX	5	4065	-	0,6,6	0.00	-	0,15,15	0.00	-
87	OHX	5	4066	-	0,6,6	0.00	-	0,15,15	0.00	-
87	OHX	5	4067	-	0,6,6	0.00	-	0,15,15	0.00	-
87	OHX	5	4068	-	0,6,6	0.00	-	0,15,15	0.00	-
87	OHX	5	4069	-	0,6,6	0.00	-	0,15,15	0.00	-
87	OHX	5	4070	-	0,6,6	0.00	-	0,15,15	0.00	-
87	OHX	5	4071	-	0,6,6	0.00	-	0,15,15	0.00	-
87	OHX	5	4072	-	0,6,6	0.00	-	0,15,15	0.00	-
87	OHX	5	4073	-	0,6,6	0.00	-	0,15,15	0.00	-
87	OHX	5	4074	-	0,6,6	0.00	-	0,15,15	0.00	-

Mol	Type	Chain	Res	Link	Bond lengths			Bond angles		
					Counts	RMSZ	# Z > 2	Counts	RMSZ	# Z > 2
87	OHX	5	4075	-	0,6,6	0.00	-	0,15,15	0.00	-
87	OHX	5	4076	-	0,6,6	0.00	-	0,15,15	0.00	-
87	OHX	5	4077	-	0,6,6	0.00	-	0,15,15	0.00	-
87	OHX	5	4078	-	0,6,6	0.00	-	0,15,15	0.00	-
87	OHX	5	4079	-	0,6,6	0.00	-	0,15,15	0.00	-
87	OHX	5	4080	-	0,6,6	0.00	-	0,15,15	0.00	-
87	OHX	5	4081	-	0,6,6	0.00	-	0,15,15	0.00	-
87	OHX	5	4082	-	0,6,6	0.00	-	0,15,15	0.00	-
87	OHX	5	4083	-	0,6,6	0.00	-	0,15,15	0.00	-
87	OHX	5	4084	-	0,6,6	0.00	-	0,15,15	0.00	-
87	OHX	5	4085	-	0,6,6	0.00	-	0,15,15	0.00	-
87	OHX	5	4086	-	0,6,6	0.00	-	0,15,15	0.00	-
87	OHX	5	4087	-	0,6,6	0.00	-	0,15,15	0.00	-
87	OHX	5	4088	-	0,6,6	0.00	-	0,15,15	0.00	-
87	OHX	5	4089	-	0,6,6	0.00	-	0,15,15	0.00	-
87	OHX	5	4090	-	0,6,6	0.00	-	0,15,15	0.00	-
87	OHX	5	4091	-	0,6,6	0.00	-	0,15,15	0.00	-
87	OHX	5	4092	-	0,6,6	0.00	-	0,15,15	0.00	-
87	OHX	5	4093	-	0,6,6	0.00	-	0,15,15	0.00	-
87	OHX	5	4094	-	0,6,6	0.00	-	0,15,15	0.00	-
87	OHX	5	4095	-	0,6,6	0.00	-	0,15,15	0.00	-
87	OHX	5	4096	-	0,6,6	0.00	-	0,15,15	0.00	-
87	OHX	5	4097	-	0,6,6	0.00	-	0,15,15	0.00	-
87	OHX	5	4098	-	0,6,6	0.00	-	0,15,15	0.00	-
87	OHX	5	4099	-	0,6,6	0.00	-	0,15,15	0.00	-
87	OHX	5	4100	-	0,6,6	0.00	-	0,15,15	0.00	-
87	OHX	5	4101	-	0,6,6	0.00	-	0,15,15	0.00	-
87	OHX	5	4102	-	0,6,6	0.00	-	0,15,15	0.00	-
87	OHX	5	4103	-	0,6,6	0.00	-	0,15,15	0.00	-
87	OHX	5	4104	-	0,6,6	0.00	-	0,15,15	0.00	-
87	OHX	5	4105	-	0,6,6	0.00	-	0,15,15	0.00	-
87	OHX	5	4106	-	0,6,6	0.00	-	0,15,15	0.00	-
87	OHX	5	4107	-	0,6,6	0.00	-	0,15,15	0.00	-
87	OHX	5	4108	-	0,6,6	0.00	-	0,15,15	0.00	-
87	OHX	5	4109	-	0,6,6	0.00	-	0,15,15	0.00	-
87	OHX	5	4110	-	0,6,6	0.00	-	0,15,15	0.00	-
87	OHX	5	4111	-	0,6,6	0.00	-	0,15,15	0.00	-
87	OHX	5	4112	-	0,6,6	0.00	-	0,15,15	0.00	-
87	OHX	5	4113	-	0,6,6	0.00	-	0,15,15	0.00	-
87	OHX	5	4114	-	0,6,6	0.00	-	0,15,15	0.00	-
87	OHX	5	4115	-	0,6,6	0.00	-	0,15,15	0.00	-
87	OHX	5	4116	-	0,6,6	0.00	-	0,15,15	0.00	-
87	OHX	5	4117	-	0,6,6	0.00	-	0,15,15	0.00	-

Mol	Type	Chain	Res	Link	Bond lengths			Bond angles		
					Counts	RMSZ	# Z > 2	Counts	RMSZ	# Z > 2
87	OHX	5	4118	-	0,6,6	0.00	-	0,15,15	0.00	-
87	OHX	5	4119	-	0,6,6	0.00	-	0,15,15	0.00	-
87	OHX	5	4120	-	0,6,6	0.00	-	0,15,15	0.00	-
87	OHX	5	4121	-	0,6,6	0.00	-	0,15,15	0.00	-
87	OHX	5	4122	-	0,6,6	0.00	-	0,15,15	0.00	-
87	OHX	5	4123	-	0,6,6	0.00	-	0,15,15	0.00	-
87	OHX	5	4124	-	0,6,6	0.00	-	0,15,15	0.00	-
87	OHX	5	4125	-	0,6,6	0.00	-	0,15,15	0.00	-
87	OHX	5	4126	-	0,6,6	0.00	-	0,15,15	0.00	-
87	OHX	5	4127	-	0,6,6	0.00	-	0,15,15	0.00	-
87	OHX	5	4128	-	0,6,6	0.00	-	0,15,15	0.00	-
87	OHX	5	4129	-	0,6,6	0.00	-	0,15,15	0.00	-
87	OHX	5	4130	-	0,6,6	0.00	-	0,15,15	0.00	-
87	OHX	5	4131	-	0,6,6	0.00	-	0,15,15	0.00	-
87	OHX	5	4132	-	0,6,6	0.00	-	0,15,15	0.00	-
87	OHX	5	4133	-	0,6,6	0.00	-	0,15,15	0.00	-
87	OHX	5	4134	-	0,6,6	0.00	-	0,15,15	0.00	-
87	OHX	5	4135	-	0,6,6	0.00	-	0,15,15	0.00	-
87	OHX	5	4136	-	0,6,6	0.00	-	0,15,15	0.00	-
87	OHX	5	4137	-	0,6,6	0.00	-	0,15,15	0.00	-
87	OHX	5	4138	-	0,6,6	0.00	-	0,15,15	0.00	-
87	OHX	5	4139	-	0,6,6	0.00	-	0,15,15	0.00	-
87	OHX	5	4140	-	0,6,6	0.00	-	0,15,15	0.00	-
87	OHX	5	4141	-	0,6,6	0.00	-	0,15,15	0.00	-
87	OHX	5	4142	-	0,6,6	0.00	-	0,15,15	0.00	-
87	OHX	5	4143	-	0,6,6	0.00	-	0,15,15	0.00	-
87	OHX	5	4144	-	0,6,6	0.00	-	0,15,15	0.00	-
87	OHX	5	4145	-	0,6,6	0.00	-	0,15,15	0.00	-
87	OHX	5	4146	-	0,6,6	0.00	-	0,15,15	0.00	-
87	OHX	5	4147	-	0,6,6	0.00	-	0,15,15	0.00	-
87	OHX	5	4148	-	0,6,6	0.00	-	0,15,15	0.00	-
87	OHX	5	4149	-	0,6,6	0.00	-	0,15,15	0.00	-
87	OHX	5	4150	-	0,6,6	0.00	-	0,15,15	0.00	-
87	OHX	5	4151	-	0,6,6	0.00	-	0,15,15	0.00	-
87	OHX	5	4152	-	0,6,6	0.00	-	0,15,15	0.00	-
87	OHX	5	4153	-	0,6,6	0.00	-	0,15,15	0.00	-
87	OHX	5	4154	-	0,6,6	0.00	-	0,15,15	0.00	-
87	OHX	5	4155	-	0,6,6	0.00	-	0,15,15	0.00	-
87	OHX	5	4156	-	0,6,6	0.00	-	0,15,15	0.00	-
87	OHX	5	4157	-	0,6,6	0.00	-	0,15,15	0.00	-
87	OHX	5	4158	-	0,6,6	0.00	-	0,15,15	0.00	-
87	OHX	5	4159	-	0,6,6	0.00	-	0,15,15	0.00	-
87	OHX	5	4160	-	0,6,6	0.00	-	0,15,15	0.00	-

Mol	Type	Chain	Res	Link	Bond lengths			Bond angles		
					Counts	RMSZ	# Z > 2	Counts	RMSZ	# Z > 2
87	OHX	5	4161	-	0,6,6	0.00	-	0,15,15	0.00	-
87	OHX	5	4162	-	0,6,6	0.00	-	0,15,15	0.00	-
87	OHX	5	4163	-	0,6,6	0.00	-	0,15,15	0.00	-
87	OHX	5	4164	-	0,6,6	0.00	-	0,15,15	0.00	-
87	OHX	5	4165	-	0,6,6	0.00	-	0,15,15	0.00	-
87	OHX	5	4166	-	0,6,6	0.00	-	0,15,15	0.00	-
87	OHX	5	4167	-	0,6,6	0.00	-	0,15,15	0.00	-
87	OHX	5	4168	-	0,6,6	0.00	-	0,15,15	0.00	-
87	OHX	5	4169	-	0,6,6	0.00	-	0,15,15	0.00	-
87	OHX	5	4170	-	0,6,6	0.00	-	0,15,15	0.00	-
87	OHX	5	4171	-	0,6,6	0.00	-	0,15,15	0.00	-
87	OHX	5	4172	-	0,6,6	0.00	-	0,15,15	0.00	-
87	OHX	5	4173	-	0,6,6	0.00	-	0,15,15	0.00	-
87	OHX	5	4174	-	0,6,6	0.00	-	0,15,15	0.00	-
87	OHX	5	4175	-	0,6,6	0.00	-	0,15,15	0.00	-
87	OHX	5	4176	-	0,6,6	0.00	-	0,15,15	0.00	-
87	OHX	5	4177	-	0,6,6	0.00	-	0,15,15	0.00	-
87	OHX	5	4178	-	0,6,6	0.00	-	0,15,15	0.00	-
87	OHX	5	4179	-	0,6,6	0.00	-	0,15,15	0.00	-
87	OHX	5	4180	-	0,6,6	0.00	-	0,15,15	0.00	-
87	OHX	5	4181	-	0,6,6	0.00	-	0,15,15	0.00	-
87	OHX	5	4182	-	0,6,6	0.00	-	0,15,15	0.00	-
87	OHX	5	4183	-	0,6,6	0.00	-	0,15,15	0.00	-
87	OHX	5	4184	-	0,6,6	0.00	-	0,15,15	0.00	-
87	OHX	5	4185	-	0,6,6	0.00	-	0,15,15	0.00	-
87	OHX	5	4186	-	0,6,6	0.00	-	0,15,15	0.00	-
87	OHX	5	4187	-	0,6,6	0.00	-	0,15,15	0.00	-
87	OHX	5	4188	-	0,6,6	0.00	-	0,15,15	0.00	-
87	OHX	5	4189	-	0,6,6	0.00	-	0,15,15	0.00	-
87	OHX	5	4190	-	0,6,6	0.00	-	0,15,15	0.00	-
87	OHX	5	4191	-	0,6,6	0.00	-	0,15,15	0.00	-
87	OHX	5	4192	-	0,6,6	0.00	-	0,15,15	0.00	-
87	OHX	5	4193	-	0,6,6	0.00	-	0,15,15	0.00	-
87	OHX	5	4194	-	0,6,6	0.00	-	0,15,15	0.00	-
87	OHX	5	4195	-	0,6,6	0.00	-	0,15,15	0.00	-
87	OHX	5	4196	-	0,6,6	0.00	-	0,15,15	0.00	-
87	OHX	5	4197	-	0,6,6	0.00	-	0,15,15	0.00	-
87	OHX	5	4198	-	0,6,6	0.00	-	0,15,15	0.00	-
87	OHX	5	4199	-	0,6,6	0.00	-	0,15,15	0.00	-
87	OHX	5	4200	-	0,6,6	0.00	-	0,15,15	0.00	-
87	OHX	5	4201	-	0,6,6	0.00	-	0,15,15	0.00	-
87	OHX	5	4202	-	0,6,6	0.00	-	0,15,15	0.00	-
87	OHX	5	4203	-	0,6,6	0.00	-	0,15,15	0.00	-

Mol	Type	Chain	Res	Link	Bond lengths			Bond angles		
					Counts	RMSZ	# Z > 2	Counts	RMSZ	# Z > 2
87	OHX	5	4204	-	0,6,6	0.00	-	0,15,15	0.00	-
87	OHX	5	4205	-	0,6,6	0.00	-	0,15,15	0.00	-
87	OHX	5	4206	-	0,6,6	0.00	-	0,15,15	0.00	-
87	OHX	5	4207	-	0,6,6	0.00	-	0,15,15	0.00	-
87	OHX	5	4208	-	0,6,6	0.00	-	0,15,15	0.00	-
87	OHX	5	4209	-	0,6,6	0.00	-	0,15,15	0.00	-
87	OHX	5	4210	-	0,6,6	0.00	-	0,15,15	0.00	-
87	OHX	5	4211	-	0,6,6	0.00	-	0,15,15	0.00	-
87	OHX	5	4212	-	0,6,6	0.00	-	0,15,15	0.00	-
87	OHX	5	4213	-	0,6,6	0.00	-	0,15,15	0.00	-
87	OHX	5	4214	-	0,6,6	0.00	-	0,15,15	0.00	-
87	OHX	5	4215	-	0,6,6	0.00	-	0,15,15	0.00	-
87	OHX	5	4216	-	0,6,6	0.00	-	0,15,15	0.00	-
87	OHX	5	4217	-	0,6,6	0.00	-	0,15,15	0.00	-
87	OHX	5	4218	-	0,6,6	0.00	-	0,15,15	0.00	-
87	OHX	5	4219	-	0,6,6	0.00	-	0,15,15	0.00	-
87	OHX	5	4220	-	0,6,6	0.00	-	0,15,15	0.00	-
87	OHX	5	4221	-	0,6,6	0.00	-	0,15,15	0.00	-
87	OHX	5	4222	-	0,6,6	0.00	-	0,15,15	0.00	-
87	OHX	5	4223	-	0,6,6	0.00	-	0,15,15	0.00	-
87	OHX	5	4224	-	0,6,6	0.00	-	0,15,15	0.00	-
87	OHX	5	4225	-	0,6,6	0.00	-	0,15,15	0.00	-
87	OHX	5	4226	-	0,6,6	0.00	-	0,15,15	0.00	-
87	OHX	5	4227	-	0,6,6	0.00	-	0,15,15	0.00	-
87	OHX	5	4228	-	0,6,6	0.00	-	0,15,15	0.00	-
87	OHX	5	4229	-	0,6,6	0.00	-	0,15,15	0.00	-
87	OHX	5	4230	-	0,6,6	0.00	-	0,15,15	0.00	-
87	OHX	5	4231	-	0,6,6	0.00	-	0,15,15	0.00	-
87	OHX	5	4232	-	0,6,6	0.00	-	0,15,15	0.00	-
87	OHX	5	4233	-	0,6,6	0.00	-	0,15,15	0.00	-
87	OHX	5	4234	-	0,6,6	0.00	-	0,15,15	0.00	-
87	OHX	5	4235	-	0,6,6	0.00	-	0,15,15	0.00	-
87	OHX	5	4236	-	0,6,6	0.00	-	0,15,15	0.00	-
87	OHX	5	4237	-	0,6,6	0.00	-	0,15,15	0.00	-
87	OHX	5	4238	-	0,6,6	0.00	-	0,15,15	0.00	-
87	OHX	5	4239	-	0,6,6	0.00	-	0,15,15	0.00	-
87	OHX	5	4240	-	0,6,6	0.00	-	0,15,15	0.00	-
87	OHX	5	4241	-	0,6,6	0.00	-	0,15,15	0.00	-
87	OHX	5	4242	-	0,6,6	0.00	-	0,15,15	0.00	-
87	OHX	5	4243	-	0,6,6	0.00	-	0,15,15	0.00	-
87	OHX	5	4244	-	0,6,6	0.00	-	0,15,15	0.00	-
87	OHX	5	4245	-	0,6,6	0.00	-	0,15,15	0.00	-
87	OHX	5	4246	-	0,6,6	0.00	-	0,15,15	0.00	-

Mol	Type	Chain	Res	Link	Bond lengths			Bond angles		
					Counts	RMSZ	# Z > 2	Counts	RMSZ	# Z > 2
87	OHX	5	4247	-	0,6,6	0.00	-	0,15,15	0.00	-
87	OHX	5	4248	-	0,6,6	0.00	-	0,15,15	0.00	-
87	OHX	5	4249	-	0,6,6	0.00	-	0,15,15	0.00	-
87	OHX	5	4250	-	0,6,6	0.00	-	0,15,15	0.00	-
87	OHX	5	4251	-	0,6,6	0.00	-	0,15,15	0.00	-
89	3HE	5	4252	-	21,21,21	0.86	1 (4%)	18,30,30	0.77	0
87	OHX	6	2047	-	0,6,6	0.00	-	0,15,15	0.00	-
87	OHX	6	2048	-	0,6,6	0.00	-	0,15,15	0.00	-
87	OHX	6	2049	-	0,6,6	0.00	-	0,15,15	0.00	-
87	OHX	6	2050	-	0,6,6	0.00	-	0,15,15	0.00	-
87	OHX	6	2051	-	0,6,6	0.00	-	0,15,15	0.00	-
87	OHX	6	2052	-	0,6,6	0.00	-	0,15,15	0.00	-
87	OHX	6	2053	-	0,6,6	0.00	-	0,15,15	0.00	-
87	OHX	6	2054	-	0,6,6	0.00	-	0,15,15	0.00	-
87	OHX	6	2055	-	0,6,6	0.00	-	0,15,15	0.00	-
87	OHX	6	2056	-	0,6,6	0.00	-	0,15,15	0.00	-
87	OHX	6	2057	-	0,6,6	0.00	-	0,15,15	0.00	-
87	OHX	6	2058	-	0,6,6	0.00	-	0,15,15	0.00	-
87	OHX	6	2059	-	0,6,6	0.00	-	0,15,15	0.00	-
87	OHX	6	2060	-	0,6,6	0.00	-	0,15,15	0.00	-
87	OHX	6	2061	-	0,6,6	0.00	-	0,15,15	0.00	-
87	OHX	6	2062	-	0,6,6	0.00	-	0,15,15	0.00	-
87	OHX	6	2063	-	0,6,6	0.00	-	0,15,15	0.00	-
87	OHX	6	2064	-	0,6,6	0.00	-	0,15,15	0.00	-
87	OHX	6	2065	-	0,6,6	0.00	-	0,15,15	0.00	-
87	OHX	6	2066	-	0,6,6	0.00	-	0,15,15	0.00	-
87	OHX	6	2067	-	0,6,6	0.00	-	0,15,15	0.00	-
87	OHX	6	2068	-	0,6,6	0.00	-	0,15,15	0.00	-
87	OHX	6	2069	-	0,6,6	0.00	-	0,15,15	0.00	-
87	OHX	6	2070	-	0,6,6	0.00	-	0,15,15	0.00	-
87	OHX	6	2071	-	0,6,6	0.00	-	0,15,15	0.00	-
87	OHX	6	2072	-	0,6,6	0.00	-	0,15,15	0.00	-
87	OHX	6	2073	-	0,6,6	0.00	-	0,15,15	0.00	-
87	OHX	6	2074	-	0,6,6	0.00	-	0,15,15	0.00	-
87	OHX	6	2075	-	0,6,6	0.00	-	0,15,15	0.00	-
87	OHX	6	2076	-	0,6,6	0.00	-	0,15,15	0.00	-
87	OHX	6	2077	-	0,6,6	0.00	-	0,15,15	0.00	-
87	OHX	6	2078	-	0,6,6	0.00	-	0,15,15	0.00	-
87	OHX	6	2079	-	0,6,6	0.00	-	0,15,15	0.00	-
87	OHX	6	2080	-	0,6,6	0.00	-	0,15,15	0.00	-
87	OHX	6	2081	-	0,6,6	0.00	-	0,15,15	0.00	-
87	OHX	6	2082	-	0,6,6	0.00	-	0,15,15	0.00	-
87	OHX	6	2083	-	0,6,6	0.00	-	0,15,15	0.00	-

Mol	Type	Chain	Res	Link	Bond lengths			Bond angles		
					Counts	RMSZ	# Z > 2	Counts	RMSZ	# Z > 2
87	OHX	6	2084	-	0,6,6	0.00	-	0,15,15	0.00	-
87	OHX	6	2085	-	0,6,6	0.00	-	0,15,15	0.00	-
87	OHX	6	2086	-	0,6,6	0.00	-	0,15,15	0.00	-
87	OHX	6	2087	-	0,6,6	0.00	-	0,15,15	0.00	-
87	OHX	6	2088	-	0,6,6	0.00	-	0,15,15	0.00	-
87	OHX	6	2089	-	0,6,6	0.00	-	0,15,15	0.00	-
87	OHX	6	2090	-	0,6,6	0.00	-	0,15,15	0.00	-
87	OHX	6	2091	-	0,6,6	0.00	-	0,15,15	0.00	-
87	OHX	6	2092	-	0,6,6	0.00	-	0,15,15	0.00	-
87	OHX	6	2093	-	0,6,6	0.00	-	0,15,15	0.00	-
87	OHX	6	2094	-	0,6,6	0.00	-	0,15,15	0.00	-
87	OHX	6	2095	-	0,6,6	0.00	-	0,15,15	0.00	-
87	OHX	6	2096	-	0,6,6	0.00	-	0,15,15	0.00	-
87	OHX	6	2097	-	0,6,6	0.00	-	0,15,15	0.00	-
87	OHX	6	2098	-	0,6,6	0.00	-	0,15,15	0.00	-
87	OHX	6	2099	-	0,6,6	0.00	-	0,15,15	0.00	-
87	OHX	6	2100	-	0,6,6	0.00	-	0,15,15	0.00	-
87	OHX	6	2101	-	0,6,6	0.00	-	0,15,15	0.00	-
87	OHX	6	2102	-	0,6,6	0.00	-	0,15,15	0.00	-
87	OHX	6	2103	-	0,6,6	0.00	-	0,15,15	0.00	-
87	OHX	6	2104	-	0,6,6	0.00	-	0,15,15	0.00	-
87	OHX	6	2105	-	0,6,6	0.00	-	0,15,15	0.00	-
87	OHX	6	2106	-	0,6,6	0.00	-	0,15,15	0.00	-
87	OHX	6	2107	-	0,6,6	0.00	-	0,15,15	0.00	-
87	OHX	6	2108	-	0,6,6	0.00	-	0,15,15	0.00	-
87	OHX	6	2109	-	0,6,6	0.00	-	0,15,15	0.00	-
87	OHX	6	2110	-	0,6,6	0.00	-	0,15,15	0.00	-
87	OHX	6	2111	-	0,6,6	0.00	-	0,15,15	0.00	-
87	OHX	6	2112	-	0,6,6	0.00	-	0,15,15	0.00	-
87	OHX	6	2113	-	0,6,6	0.00	-	0,15,15	0.00	-
87	OHX	6	2114	-	0,6,6	0.00	-	0,15,15	0.00	-
87	OHX	6	2115	-	0,6,6	0.00	-	0,15,15	0.00	-
87	OHX	6	2116	-	0,6,6	0.00	-	0,15,15	0.00	-
87	OHX	6	2117	-	0,6,6	0.00	-	0,15,15	0.00	-
87	OHX	6	2118	-	0,6,6	0.00	-	0,15,15	0.00	-
87	OHX	6	2119	-	0,6,6	0.00	-	0,15,15	0.00	-
87	OHX	6	2120	-	0,6,6	0.00	-	0,15,15	0.00	-
87	OHX	6	2121	-	0,6,6	0.00	-	0,15,15	0.00	-
87	OHX	6	2122	-	0,6,6	0.00	-	0,15,15	0.00	-
87	OHX	6	2123	-	0,6,6	0.00	-	0,15,15	0.00	-
87	OHX	6	2124	-	0,6,6	0.00	-	0,15,15	0.00	-
87	OHX	6	2125	-	0,6,6	0.00	-	0,15,15	0.00	-
87	OHX	6	2126	-	0,6,6	0.00	-	0,15,15	0.00	-

Mol	Type	Chain	Res	Link	Bond lengths			Bond angles		
					Counts	RMSZ	# Z > 2	Counts	RMSZ	# Z > 2
87	OHX	6	2127	-	0,6,6	0.00	-	0,15,15	0.00	-
87	OHX	6	2128	-	0,6,6	0.00	-	0,15,15	0.00	-
87	OHX	6	2129	-	0,6,6	0.00	-	0,15,15	0.00	-
87	OHX	6	2130	-	0,6,6	0.00	-	0,15,15	0.00	-
87	OHX	6	2131	-	0,6,6	0.00	-	0,15,15	0.00	-
87	OHX	6	2132	-	0,6,6	0.00	-	0,15,15	0.00	-
87	OHX	6	2133	-	0,6,6	0.00	-	0,15,15	0.00	-
87	OHX	6	2134	-	0,6,6	0.00	-	0,15,15	0.00	-
87	OHX	6	2135	-	0,6,6	0.00	-	0,15,15	0.00	-
87	OHX	6	2136	-	0,6,6	0.00	-	0,15,15	0.00	-
87	OHX	6	2137	-	0,6,6	0.00	-	0,15,15	0.00	-
87	OHX	6	2138	-	0,6,6	0.00	-	0,15,15	0.00	-
87	OHX	6	2139	-	0,6,6	0.00	-	0,15,15	0.00	-
87	OHX	6	2140	-	0,6,6	0.00	-	0,15,15	0.00	-
87	OHX	6	2141	-	0,6,6	0.00	-	0,15,15	0.00	-
87	OHX	6	2142	-	0,6,6	0.00	-	0,15,15	0.00	-
87	OHX	6	2143	-	0,6,6	0.00	-	0,15,15	0.00	-
87	OHX	6	2144	-	0,6,6	0.00	-	0,15,15	0.00	-
87	OHX	6	2145	-	0,6,6	0.00	-	0,15,15	0.00	-
87	OHX	6	2146	-	0,6,6	0.00	-	0,15,15	0.00	-
87	OHX	6	2147	-	0,6,6	0.00	-	0,15,15	0.00	-
87	OHX	6	2148	-	0,6,6	0.00	-	0,15,15	0.00	-
87	OHX	6	2149	-	0,6,6	0.00	-	0,15,15	0.00	-
87	OHX	6	2150	-	0,6,6	0.00	-	0,15,15	0.00	-
87	OHX	6	2151	-	0,6,6	0.00	-	0,15,15	0.00	-
87	OHX	6	2152	-	0,6,6	0.00	-	0,15,15	0.00	-
87	OHX	6	2153	-	0,6,6	0.00	-	0,15,15	0.00	-
87	OHX	6	2154	-	0,6,6	0.00	-	0,15,15	0.00	-
87	OHX	6	2155	-	0,6,6	0.00	-	0,15,15	0.00	-
87	OHX	6	2156	-	0,6,6	0.00	-	0,15,15	0.00	-
87	OHX	6	2157	-	0,6,6	0.00	-	0,15,15	0.00	-
87	OHX	6	2158	-	0,6,6	0.00	-	0,15,15	0.00	-
87	OHX	6	2159	-	0,6,6	0.00	-	0,15,15	0.00	-
87	OHX	6	2160	-	0,6,6	0.00	-	0,15,15	0.00	-
87	OHX	6	2161	-	0,6,6	0.00	-	0,15,15	0.00	-
87	OHX	6	2162	-	0,6,6	0.00	-	0,15,15	0.00	-
87	OHX	6	2163	-	0,6,6	0.00	-	0,15,15	0.00	-
87	OHX	6	2164	-	0,6,6	0.00	-	0,15,15	0.00	-
87	OHX	6	2165	-	0,6,6	0.00	-	0,15,15	0.00	-
87	OHX	6	2166	-	0,6,6	0.00	-	0,15,15	0.00	-
87	OHX	6	2167	-	0,6,6	0.00	-	0,15,15	0.00	-
87	OHX	6	2168	-	0,6,6	0.00	-	0,15,15	0.00	-
87	OHX	6	2169	-	0,6,6	0.00	-	0,15,15	0.00	-

Mol	Type	Chain	Res	Link	Bond lengths			Bond angles		
					Counts	RMSZ	# Z > 2	Counts	RMSZ	# Z > 2
87	OHX	6	2170	-	0,6,6	0.00	-	0,15,15	0.00	-
87	OHX	6	2171	-	0,6,6	0.00	-	0,15,15	0.00	-
87	OHX	6	2172	-	0,6,6	0.00	-	0,15,15	0.00	-
87	OHX	6	2173	-	0,6,6	0.00	-	0,15,15	0.00	-
87	OHX	6	2174	-	0,6,6	0.00	-	0,15,15	0.00	-
87	OHX	6	2175	-	0,6,6	0.00	-	0,15,15	0.00	-
87	OHX	6	2176	-	0,6,6	0.00	-	0,15,15	0.00	-
87	OHX	6	2177	-	0,6,6	0.00	-	0,15,15	0.00	-
87	OHX	6	2178	-	0,6,6	0.00	-	0,15,15	0.00	-
87	OHX	6	2179	-	0,6,6	0.00	-	0,15,15	0.00	-
87	OHX	6	2180	-	0,6,6	0.00	-	0,15,15	0.00	-
87	OHX	6	2181	-	0,6,6	0.00	-	0,15,15	0.00	-
87	OHX	6	2182	-	0,6,6	0.00	-	0,15,15	0.00	-
87	OHX	6	2183	-	0,6,6	0.00	-	0,15,15	0.00	-
87	OHX	6	2184	-	0,6,6	0.00	-	0,15,15	0.00	-
87	OHX	6	2185	-	0,6,6	0.00	-	0,15,15	0.00	-
87	OHX	6	2186	-	0,6,6	0.00	-	0,15,15	0.00	-
87	OHX	6	2187	-	0,6,6	0.00	-	0,15,15	0.00	-
87	OHX	6	2188	-	0,6,6	0.00	-	0,15,15	0.00	-
87	OHX	6	2189	-	0,6,6	0.00	-	0,15,15	0.00	-
87	OHX	6	2190	-	0,6,6	0.00	-	0,15,15	0.00	-
87	OHX	6	2191	-	0,6,6	0.00	-	0,15,15	0.00	-
87	OHX	6	2192	-	0,6,6	0.00	-	0,15,15	0.00	-
87	OHX	6	2193	-	0,6,6	0.00	-	0,15,15	0.00	-
87	OHX	6	2194	-	0,6,6	0.00	-	0,15,15	0.00	-
87	OHX	6	2195	-	0,6,6	0.00	-	0,15,15	0.00	-
87	OHX	6	2196	-	0,6,6	0.00	-	0,15,15	0.00	-
87	OHX	6	2197	-	0,6,6	0.00	-	0,15,15	0.00	-
87	OHX	6	2198	-	0,6,6	0.00	-	0,15,15	0.00	-
87	OHX	6	2199	-	0,6,6	0.00	-	0,15,15	0.00	-
87	OHX	6	2200	-	0,6,6	0.00	-	0,15,15	0.00	-
87	OHX	6	2201	-	0,6,6	0.00	-	0,15,15	0.00	-
87	OHX	6	2202	-	0,6,6	0.00	-	0,15,15	0.00	-
87	OHX	6	2203	-	0,6,6	0.00	-	0,15,15	0.00	-
87	OHX	6	2204	-	0,6,6	0.00	-	0,15,15	0.00	-
87	OHX	6	2205	-	0,6,6	0.00	-	0,15,15	0.00	-
87	OHX	7	215	-	0,6,6	0.00	-	0,15,15	0.00	-
87	OHX	7	216	-	0,6,6	0.00	-	0,15,15	0.00	-
87	OHX	7	217	-	0,6,6	0.00	-	0,15,15	0.00	-
87	OHX	7	218	-	0,6,6	0.00	-	0,15,15	0.00	-
87	OHX	7	219	-	0,6,6	0.00	-	0,15,15	0.00	-
87	OHX	7	220	-	0,6,6	0.00	-	0,15,15	0.00	-
87	OHX	7	221	-	0,6,6	0.00	-	0,15,15	0.00	-

Mol	Type	Chain	Res	Link	Bond lengths			Bond angles		
					Counts	RMSZ	# Z > 2	Counts	RMSZ	# Z > 2
87	OHX	7	222	-	0,6,6	0.00	-	0,15,15	0.00	-
87	OHX	7	223	-	0,6,6	0.00	-	0,15,15	0.00	-
87	OHX	7	224	-	0,6,6	0.00	-	0,15,15	0.00	-
87	OHX	7	225	-	0,6,6	0.00	-	0,15,15	0.00	-
87	OHX	7	226	-	0,6,6	0.00	-	0,15,15	0.00	-
87	OHX	7	227	-	0,6,6	0.00	-	0,15,15	0.00	-
87	OHX	8	214	-	0,6,6	0.00	-	0,15,15	0.00	-
87	OHX	8	215	-	0,6,6	0.00	-	0,15,15	0.00	-
87	OHX	8	216	-	0,6,6	0.00	-	0,15,15	0.00	-
87	OHX	8	217	-	0,6,6	0.00	-	0,15,15	0.00	-
87	OHX	8	218	-	0,6,6	0.00	-	0,15,15	0.00	-
87	OHX	8	219	-	0,6,6	0.00	-	0,15,15	0.00	-
87	OHX	8	220	-	0,6,6	0.00	-	0,15,15	0.00	-
87	OHX	8	221	-	0,6,6	0.00	-	0,15,15	0.00	-
87	OHX	8	222	-	0,6,6	0.00	-	0,15,15	0.00	-
87	OHX	8	223	-	0,6,6	0.00	-	0,15,15	0.00	-
87	OHX	8	224	-	0,6,6	0.00	-	0,15,15	0.00	-
87	OHX	8	225	-	0,6,6	0.00	-	0,15,15	0.00	-
87	OHX	8	226	-	0,6,6	0.00	-	0,15,15	0.00	-
87	OHX	8	227	-	0,6,6	0.00	-	0,15,15	0.00	-
87	OHX	8	228	-	0,6,6	0.00	-	0,15,15	0.00	-
87	OHX	8	229	-	0,6,6	0.00	-	0,15,15	0.00	-
87	OHX	C3	202	-	0,6,6	0.00	-	0,15,15	0.00	-
87	OHX	C5	201	-	0,6,6	0.00	-	0,15,15	0.00	-
87	OHX	C8	201	-	0,6,6	0.00	-	0,15,15	0.00	-
87	OHX	D3	202	-	0,6,6	0.00	-	0,15,15	0.00	-
87	OHX	D9	102	-	0,6,6	0.00	-	0,15,15	0.00	-
87	OHX	L3	404	-	0,6,6	0.00	-	0,15,15	0.00	-
87	OHX	L3	405	-	0,6,6	0.00	-	0,15,15	0.00	-
87	OHX	L3	406	-	0,6,6	0.00	-	0,15,15	0.00	-
87	OHX	L4	402	-	0,6,6	0.00	-	0,15,15	0.00	-
87	OHX	M0	303	-	0,6,6	0.00	-	0,15,15	0.00	-
87	OHX	M5	303	-	0,6,6	0.00	-	0,15,15	0.00	-
87	OHX	M7	207	-	0,6,6	0.00	-	0,15,15	0.00	-
87	OHX	M7	208	-	0,6,6	0.00	-	0,15,15	0.00	-
87	OHX	M9	202	-	0,6,6	0.00	-	0,15,15	0.00	-
87	OHX	N1	201	-	0,6,6	0.00	-	0,15,15	0.00	-
87	OHX	N9	101	-	0,6,6	0.00	-	0,15,15	0.00	-
87	OHX	O2	201	-	0,6,6	0.00	-	0,15,15	0.00	-
87	OHX	O3	202	-	0,6,6	0.00	-	0,15,15	0.00	-
87	OHX	O7	103	-	0,6,6	0.00	-	0,15,15	0.00	-
87	OHX	O7	104	-	0,6,6	0.00	-	0,15,15	0.00	-
87	OHX	O9	101	-	0,6,6	0.00	-	0,15,15	0.00	-

Mol	Type	Chain	Res	Link	Bond lengths			Bond angles		
					Counts	RMSZ	# Z > 2	Counts	RMSZ	# Z > 2
87	OHX	Q2	503	-	0,6,6	0.00	-	0,15,15	0.00	-
87	OHX	S8	302	-	0,6,6	0.00	-	0,15,15	0.00	-
87	OHX	SR	401	-	0,6,6	0.00	-	0,15,15	0.00	-
87	OHX	c1	202	-	0,6,6	0.00	-	0,15,15	0.00	-
87	OHX	c3	201	-	0,6,6	0.00	-	0,15,15	0.00	-
87	OHX	c5	201	-	0,6,6	0.00	-	0,15,15	0.00	-
87	OHX	c8	203	-	0,6,6	0.00	-	0,15,15	0.00	-
87	OHX	d4	202	-	0,6,6	0.00	-	0,15,15	0.00	-
87	OHX	d9	102	-	0,6,6	0.00	-	0,15,15	0.00	-
87	OHX	l3	402	-	0,6,6	0.00	-	0,15,15	0.00	-
87	OHX	l3	403	-	0,6,6	0.00	-	0,15,15	0.00	-
87	OHX	l3	404	-	0,6,6	0.00	-	0,15,15	0.00	-
87	OHX	l4	403	-	0,6,6	0.00	-	0,15,15	0.00	-
87	OHX	l4	404	-	0,6,6	0.00	-	0,15,15	0.00	-
87	OHX	l5	303	-	0,6,6	0.00	-	0,15,15	0.00	-
87	OHX	l5	304	-	0,6,6	0.00	-	0,15,15	0.00	-
87	OHX	l5	305	-	0,6,6	0.00	-	0,15,15	0.00	-
87	OHX	l9	600	-	0,6,6	0.00	-	0,15,15	0.00	-
87	OHX	m0	301	-	0,6,6	0.00	-	0,15,15	0.00	-
87	OHX	m0	302	-	0,6,6	0.00	-	0,15,15	0.00	-
87	OHX	m1	203	-	0,6,6	0.00	-	0,15,15	0.00	-
87	OHX	m4	201	-	0,6,6	0.00	-	0,15,15	0.00	-
87	OHX	m5	303	-	0,6,6	0.00	-	0,15,15	0.00	-
87	OHX	m6	202	-	0,6,6	0.00	-	0,15,15	0.00	-
87	OHX	m7	205	-	0,6,6	0.00	-	0,15,15	0.00	-
87	OHX	m8	201	-	0,6,6	0.00	-	0,15,15	0.00	-
87	OHX	n3	203	-	0,6,6	0.00	-	0,15,15	0.00	-
87	OHX	n9	101	-	0,6,6	0.00	-	0,15,15	0.00	-
87	OHX	o2	201	-	0,6,6	0.00	-	0,15,15	0.00	-
87	OHX	o3	202	-	0,6,6	0.00	-	0,15,15	0.00	-
87	OHX	o7	103	-	0,6,6	0.00	-	0,15,15	0.00	-
87	OHX	o9	101	-	0,6,6	0.00	-	0,15,15	0.00	-
87	OHX	q2	502	-	0,6,6	0.00	-	0,15,15	0.00	-
87	OHX	s1	302	-	0,6,6	0.00	-	0,15,15	0.00	-
87	OHX	s4	301	-	0,6,6	0.00	-	0,15,15	0.00	-
87	OHX	s8	302	-	0,6,6	0.00	-	0,15,15	0.00	-
87	OHX	s9	201	-	0,6,6	0.00	-	0,15,15	0.00	-
87	OHX	sR	401	-	0,6,6	0.00	-	0,15,15	0.00	-

In the following table, the Chirals column lists the number of chiral outliers, the number of chiral centers analysed, the number of these observed in the model and the number defined in the chemical component dictionary. Similar counts are reported in the Torsion and Rings columns. '-' means no outliers of that kind were identified.

Mol	Type	Chain	Res	Link	Chirals	Torsions	Rings
87	OHX	1	3864	-	-	0/0/0/0	0/0/0/0
87	OHX	1	3865	-	-	0/0/0/0	0/0/0/0
87	OHX	1	3866	-	-	0/0/0/0	0/0/0/0
87	OHX	1	3867	-	-	0/0/0/0	0/0/0/0
87	OHX	1	3868	-	-	0/0/0/0	0/0/0/0
87	OHX	1	3869	-	-	0/0/0/0	0/0/0/0
87	OHX	1	3870	-	-	0/0/0/0	0/0/0/0
87	OHX	1	3871	-	-	0/0/0/0	0/0/0/0
87	OHX	1	3872	-	-	0/0/0/0	0/0/0/0
87	OHX	1	3873	-	-	0/0/0/0	0/0/0/0
87	OHX	1	3874	-	-	0/0/0/0	0/0/0/0
87	OHX	1	3875	-	-	0/0/0/0	0/0/0/0
87	OHX	1	3876	-	-	0/0/0/0	0/0/0/0
87	OHX	1	3877	-	-	0/0/0/0	0/0/0/0
87	OHX	1	3878	-	-	0/0/0/0	0/0/0/0
87	OHX	1	3879	-	-	0/0/0/0	0/0/0/0
87	OHX	1	3880	-	-	0/0/0/0	0/0/0/0
87	OHX	1	3881	-	-	0/0/0/0	0/0/0/0
87	OHX	1	3882	-	-	0/0/0/0	0/0/0/0
87	OHX	1	3883	-	-	0/0/0/0	0/0/0/0
87	OHX	1	3884	-	-	0/0/0/0	0/0/0/0
87	OHX	1	3885	-	-	0/0/0/0	0/0/0/0
87	OHX	1	3886	-	-	0/0/0/0	0/0/0/0
87	OHX	1	3887	-	-	0/0/0/0	0/0/0/0
87	OHX	1	3888	-	-	0/0/0/0	0/0/0/0
87	OHX	1	3889	-	-	0/0/0/0	0/0/0/0
87	OHX	1	3890	-	-	0/0/0/0	0/0/0/0
87	OHX	1	3891	-	-	0/0/0/0	0/0/0/0
87	OHX	1	3892	-	-	0/0/0/0	0/0/0/0
87	OHX	1	3893	-	-	0/0/0/0	0/0/0/0
87	OHX	1	3894	-	-	0/0/0/0	0/0/0/0
87	OHX	1	3895	-	-	0/0/0/0	0/0/0/0
87	OHX	1	3896	-	-	0/0/0/0	0/0/0/0
87	OHX	1	3897	-	-	0/0/0/0	0/0/0/0
87	OHX	1	3898	-	-	0/0/0/0	0/0/0/0
87	OHX	1	3899	-	-	0/0/0/0	0/0/0/0
87	OHX	1	3900	-	-	0/0/0/0	0/0/0/0
87	OHX	1	3901	-	-	0/0/0/0	0/0/0/0
87	OHX	1	3902	-	-	0/0/0/0	0/0/0/0
87	OHX	1	3903	-	-	0/0/0/0	0/0/0/0
87	OHX	1	3904	-	-	0/0/0/0	0/0/0/0
87	OHX	1	3905	-	-	0/0/0/0	0/0/0/0
87	OHX	1	3906	-	-	0/0/0/0	0/0/0/0

Continued on next page...

Continued from previous page...

Mol	Type	Chain	Res	Link	Chirals	Torsions	Rings
87	OHX	1	3907	-	-	0/0/0/0	0/0/0/0
87	OHX	1	3908	-	-	0/0/0/0	0/0/0/0
87	OHX	1	3909	-	-	0/0/0/0	0/0/0/0
87	OHX	1	3910	-	-	0/0/0/0	0/0/0/0
87	OHX	1	3911	-	-	0/0/0/0	0/0/0/0
87	OHX	1	3912	-	-	0/0/0/0	0/0/0/0
87	OHX	1	3913	-	-	0/0/0/0	0/0/0/0
87	OHX	1	3914	-	-	0/0/0/0	0/0/0/0
87	OHX	1	3915	-	-	0/0/0/0	0/0/0/0
87	OHX	1	3916	-	-	0/0/0/0	0/0/0/0
87	OHX	1	3917	-	-	0/0/0/0	0/0/0/0
87	OHX	1	3918	-	-	0/0/0/0	0/0/0/0
87	OHX	1	3919	-	-	0/0/0/0	0/0/0/0
87	OHX	1	3920	-	-	0/0/0/0	0/0/0/0
87	OHX	1	3921	-	-	0/0/0/0	0/0/0/0
87	OHX	1	3922	-	-	0/0/0/0	0/0/0/0
87	OHX	1	3923	-	-	0/0/0/0	0/0/0/0
87	OHX	1	3924	-	-	0/0/0/0	0/0/0/0
87	OHX	1	3925	-	-	0/0/0/0	0/0/0/0
87	OHX	1	3926	-	-	0/0/0/0	0/0/0/0
87	OHX	1	3927	-	-	0/0/0/0	0/0/0/0
87	OHX	1	3928	-	-	0/0/0/0	0/0/0/0
87	OHX	1	3929	-	-	0/0/0/0	0/0/0/0
87	OHX	1	3930	-	-	0/0/0/0	0/0/0/0
87	OHX	1	3931	-	-	0/0/0/0	0/0/0/0
87	OHX	1	3932	-	-	0/0/0/0	0/0/0/0
87	OHX	1	3933	-	-	0/0/0/0	0/0/0/0
87	OHX	1	3934	-	-	0/0/0/0	0/0/0/0
87	OHX	1	3935	-	-	0/0/0/0	0/0/0/0
87	OHX	1	3936	-	-	0/0/0/0	0/0/0/0
87	OHX	1	3937	-	-	0/0/0/0	0/0/0/0
87	OHX	1	3938	-	-	0/0/0/0	0/0/0/0
87	OHX	1	3939	-	-	0/0/0/0	0/0/0/0
87	OHX	1	3940	-	-	0/0/0/0	0/0/0/0
87	OHX	1	3941	-	-	0/0/0/0	0/0/0/0
87	OHX	1	3942	-	-	0/0/0/0	0/0/0/0
87	OHX	1	3943	-	-	0/0/0/0	0/0/0/0
87	OHX	1	3944	-	-	0/0/0/0	0/0/0/0
87	OHX	1	3945	-	-	0/0/0/0	0/0/0/0
87	OHX	1	3946	-	-	0/0/0/0	0/0/0/0
87	OHX	1	3947	-	-	0/0/0/0	0/0/0/0
87	OHX	1	3948	-	-	0/0/0/0	0/0/0/0

Continued on next page...

Continued from previous page...

Mol	Type	Chain	Res	Link	Chirals	Torsions	Rings
87	OHX	1	3949	-	-	0/0/0/0	0/0/0/0
87	OHX	1	3950	-	-	0/0/0/0	0/0/0/0
87	OHX	1	3951	-	-	0/0/0/0	0/0/0/0
87	OHX	1	3952	-	-	0/0/0/0	0/0/0/0
87	OHX	1	3953	-	-	0/0/0/0	0/0/0/0
87	OHX	1	3954	-	-	0/0/0/0	0/0/0/0
87	OHX	1	3955	-	-	0/0/0/0	0/0/0/0
87	OHX	1	3956	-	-	0/0/0/0	0/0/0/0
87	OHX	1	3957	-	-	0/0/0/0	0/0/0/0
87	OHX	1	3958	-	-	0/0/0/0	0/0/0/0
87	OHX	1	3959	-	-	0/0/0/0	0/0/0/0
87	OHX	1	3960	-	-	0/0/0/0	0/0/0/0
87	OHX	1	3961	-	-	0/0/0/0	0/0/0/0
87	OHX	1	3962	-	-	0/0/0/0	0/0/0/0
87	OHX	1	3963	-	-	0/0/0/0	0/0/0/0
87	OHX	1	3964	-	-	0/0/0/0	0/0/0/0
87	OHX	1	3965	-	-	0/0/0/0	0/0/0/0
87	OHX	1	3966	-	-	0/0/0/0	0/0/0/0
87	OHX	1	3967	-	-	0/0/0/0	0/0/0/0
87	OHX	1	3968	-	-	0/0/0/0	0/0/0/0
87	OHX	1	3969	-	-	0/0/0/0	0/0/0/0
87	OHX	1	3970	-	-	0/0/0/0	0/0/0/0
87	OHX	1	3971	-	-	0/0/0/0	0/0/0/0
87	OHX	1	3972	-	-	0/0/0/0	0/0/0/0
87	OHX	1	3973	-	-	0/0/0/0	0/0/0/0
87	OHX	1	3974	-	-	0/0/0/0	0/0/0/0
87	OHX	1	3975	-	-	0/0/0/0	0/0/0/0
87	OHX	1	3976	-	-	0/0/0/0	0/0/0/0
87	OHX	1	3977	-	-	0/0/0/0	0/0/0/0
87	OHX	1	3978	-	-	0/0/0/0	0/0/0/0
87	OHX	1	3979	-	-	0/0/0/0	0/0/0/0
87	OHX	1	3980	-	-	0/0/0/0	0/0/0/0
87	OHX	1	3981	-	-	0/0/0/0	0/0/0/0
87	OHX	1	3982	-	-	0/0/0/0	0/0/0/0
87	OHX	1	3983	-	-	0/0/0/0	0/0/0/0
87	OHX	1	3984	-	-	0/0/0/0	0/0/0/0
87	OHX	1	3985	-	-	0/0/0/0	0/0/0/0
87	OHX	1	3986	-	-	0/0/0/0	0/0/0/0
87	OHX	1	3987	-	-	0/0/0/0	0/0/0/0
87	OHX	1	3988	-	-	0/0/0/0	0/0/0/0
87	OHX	1	3989	-	-	0/0/0/0	0/0/0/0
87	OHX	1	3990	-	-	0/0/0/0	0/0/0/0

Continued on next page...

Continued from previous page...

Mol	Type	Chain	Res	Link	Chirals	Torsions	Rings
87	OHX	1	3991	-	-	0/0/0/0	0/0/0/0
87	OHX	1	3992	-	-	0/0/0/0	0/0/0/0
87	OHX	1	3993	-	-	0/0/0/0	0/0/0/0
87	OHX	1	3994	-	-	0/0/0/0	0/0/0/0
87	OHX	1	3995	-	-	0/0/0/0	0/0/0/0
87	OHX	1	3996	-	-	0/0/0/0	0/0/0/0
87	OHX	1	3997	-	-	0/0/0/0	0/0/0/0
87	OHX	1	3998	-	-	0/0/0/0	0/0/0/0
87	OHX	1	3999	-	-	0/0/0/0	0/0/0/0
87	OHX	1	4000	-	-	0/0/0/0	0/0/0/0
87	OHX	1	4001	-	-	0/0/0/0	0/0/0/0
87	OHX	1	4002	-	-	0/0/0/0	0/0/0/0
87	OHX	1	4003	-	-	0/0/0/0	0/0/0/0
87	OHX	1	4004	-	-	0/0/0/0	0/0/0/0
87	OHX	1	4005	-	-	0/0/0/0	0/0/0/0
87	OHX	1	4006	-	-	0/0/0/0	0/0/0/0
87	OHX	1	4007	-	-	0/0/0/0	0/0/0/0
87	OHX	1	4008	-	-	0/0/0/0	0/0/0/0
87	OHX	1	4009	-	-	0/0/0/0	0/0/0/0
87	OHX	1	4010	-	-	0/0/0/0	0/0/0/0
87	OHX	1	4011	-	-	0/0/0/0	0/0/0/0
87	OHX	1	4012	-	-	0/0/0/0	0/0/0/0
87	OHX	1	4013	-	-	0/0/0/0	0/0/0/0
87	OHX	1	4014	-	-	0/0/0/0	0/0/0/0
87	OHX	1	4015	-	-	0/0/0/0	0/0/0/0
87	OHX	1	4016	-	-	0/0/0/0	0/0/0/0
87	OHX	1	4017	-	-	0/0/0/0	0/0/0/0
87	OHX	1	4018	-	-	0/0/0/0	0/0/0/0
87	OHX	1	4019	-	-	0/0/0/0	0/0/0/0
87	OHX	1	4020	-	-	0/0/0/0	0/0/0/0
87	OHX	1	4021	-	-	0/0/0/0	0/0/0/0
87	OHX	1	4022	-	-	0/0/0/0	0/0/0/0
87	OHX	1	4023	-	-	0/0/0/0	0/0/0/0
87	OHX	1	4024	-	-	0/0/0/0	0/0/0/0
87	OHX	1	4025	-	-	0/0/0/0	0/0/0/0
87	OHX	1	4026	-	-	0/0/0/0	0/0/0/0
87	OHX	1	4027	-	-	0/0/0/0	0/0/0/0
87	OHX	1	4028	-	-	0/0/0/0	0/0/0/0
87	OHX	1	4029	-	-	0/0/0/0	0/0/0/0
87	OHX	1	4030	-	-	0/0/0/0	0/0/0/0
87	OHX	1	4031	-	-	0/0/0/0	0/0/0/0
87	OHX	1	4032	-	-	0/0/0/0	0/0/0/0

Continued on next page...

Continued from previous page...

Mol	Type	Chain	Res	Link	Chirals	Torsions	Rings
87	OHX	1	4033	-	-	0/0/0/0	0/0/0/0
87	OHX	1	4034	-	-	0/0/0/0	0/0/0/0
87	OHX	1	4035	-	-	0/0/0/0	0/0/0/0
87	OHX	1	4036	-	-	0/0/0/0	0/0/0/0
87	OHX	1	4037	-	-	0/0/0/0	0/0/0/0
87	OHX	1	4038	-	-	0/0/0/0	0/0/0/0
87	OHX	1	4039	-	-	0/0/0/0	0/0/0/0
87	OHX	1	4040	-	-	0/0/0/0	0/0/0/0
87	OHX	1	4041	-	-	0/0/0/0	0/0/0/0
87	OHX	1	4042	-	-	0/0/0/0	0/0/0/0
87	OHX	1	4043	-	-	0/0/0/0	0/0/0/0
87	OHX	1	4044	-	-	0/0/0/0	0/0/0/0
87	OHX	1	4045	-	-	0/0/0/0	0/0/0/0
87	OHX	1	4046	-	-	0/0/0/0	0/0/0/0
87	OHX	1	4047	-	-	0/0/0/0	0/0/0/0
87	OHX	1	4048	-	-	0/0/0/0	0/0/0/0
87	OHX	1	4049	-	-	0/0/0/0	0/0/0/0
87	OHX	1	4050	-	-	0/0/0/0	0/0/0/0
87	OHX	1	4051	-	-	0/0/0/0	0/0/0/0
87	OHX	1	4052	-	-	0/0/0/0	0/0/0/0
87	OHX	1	4053	-	-	0/0/0/0	0/0/0/0
87	OHX	1	4054	-	-	0/0/0/0	0/0/0/0
87	OHX	1	4055	-	-	0/0/0/0	0/0/0/0
87	OHX	1	4056	-	-	0/0/0/0	0/0/0/0
87	OHX	1	4057	-	-	0/0/0/0	0/0/0/0
87	OHX	1	4058	-	-	0/0/0/0	0/0/0/0
87	OHX	1	4059	-	-	0/0/0/0	0/0/0/0
87	OHX	1	4060	-	-	0/0/0/0	0/0/0/0
87	OHX	1	4061	-	-	0/0/0/0	0/0/0/0
87	OHX	1	4062	-	-	0/0/0/0	0/0/0/0
87	OHX	1	4063	-	-	0/0/0/0	0/0/0/0
87	OHX	1	4064	-	-	0/0/0/0	0/0/0/0
87	OHX	1	4065	-	-	0/0/0/0	0/0/0/0
87	OHX	1	4066	-	-	0/0/0/0	0/0/0/0
87	OHX	1	4067	-	-	0/0/0/0	0/0/0/0
87	OHX	1	4068	-	-	0/0/0/0	0/0/0/0
87	OHX	1	4069	-	-	0/0/0/0	0/0/0/0
87	OHX	1	4070	-	-	0/0/0/0	0/0/0/0
87	OHX	1	4071	-	-	0/0/0/0	0/0/0/0
87	OHX	1	4072	-	-	0/0/0/0	0/0/0/0
87	OHX	1	4073	-	-	0/0/0/0	0/0/0/0
87	OHX	1	4074	-	-	0/0/0/0	0/0/0/0

Continued on next page...

Continued from previous page...

Mol	Type	Chain	Res	Link	Chirals	Torsions	Rings
87	OHX	1	4075	-	-	0/0/0/0	0/0/0/0
87	OHX	1	4076	-	-	0/0/0/0	0/0/0/0
87	OHX	1	4077	-	-	0/0/0/0	0/0/0/0
87	OHX	1	4078	-	-	0/0/0/0	0/0/0/0
87	OHX	1	4079	-	-	0/0/0/0	0/0/0/0
87	OHX	1	4080	-	-	0/0/0/0	0/0/0/0
87	OHX	1	4081	-	-	0/0/0/0	0/0/0/0
87	OHX	1	4082	-	-	0/0/0/0	0/0/0/0
87	OHX	1	4083	-	-	0/0/0/0	0/0/0/0
87	OHX	1	4084	-	-	0/0/0/0	0/0/0/0
87	OHX	1	4085	-	-	0/0/0/0	0/0/0/0
87	OHX	1	4086	-	-	0/0/0/0	0/0/0/0
87	OHX	1	4087	-	-	0/0/0/0	0/0/0/0
87	OHX	1	4088	-	-	0/0/0/0	0/0/0/0
87	OHX	1	4089	-	-	0/0/0/0	0/0/0/0
87	OHX	1	4090	-	-	0/0/0/0	0/0/0/0
87	OHX	1	4091	-	-	0/0/0/0	0/0/0/0
87	OHX	1	4092	-	-	0/0/0/0	0/0/0/0
87	OHX	1	4093	-	-	0/0/0/0	0/0/0/0
87	OHX	1	4094	-	-	0/0/0/0	0/0/0/0
87	OHX	1	4095	-	-	0/0/0/0	0/0/0/0
87	OHX	1	4096	-	-	0/0/0/0	0/0/0/0
87	OHX	1	4097	-	-	0/0/0/0	0/0/0/0
87	OHX	1	4098	-	-	0/0/0/0	0/0/0/0
87	OHX	1	4099	-	-	0/0/0/0	0/0/0/0
87	OHX	1	4100	-	-	0/0/0/0	0/0/0/0
87	OHX	1	4101	-	-	0/0/0/0	0/0/0/0
87	OHX	1	4102	-	-	0/0/0/0	0/0/0/0
87	OHX	1	4103	-	-	0/0/0/0	0/0/0/0
87	OHX	1	4104	-	-	0/0/0/0	0/0/0/0
87	OHX	1	4105	-	-	0/0/0/0	0/0/0/0
87	OHX	1	4106	-	-	0/0/0/0	0/0/0/0
87	OHX	1	4107	-	-	0/0/0/0	0/0/0/0
87	OHX	1	4108	-	-	0/0/0/0	0/0/0/0
87	OHX	1	4109	-	-	0/0/0/0	0/0/0/0
87	OHX	1	4110	-	-	0/0/0/0	0/0/0/0
87	OHX	1	4111	-	-	0/0/0/0	0/0/0/0
87	OHX	1	4112	-	-	0/0/0/0	0/0/0/0
87	OHX	1	4113	-	-	0/0/0/0	0/0/0/0
87	OHX	1	4114	-	-	0/0/0/0	0/0/0/0
87	OHX	1	4115	-	-	0/0/0/0	0/0/0/0
87	OHX	1	4116	-	-	0/0/0/0	0/0/0/0

Continued on next page...

Continued from previous page...

Mol	Type	Chain	Res	Link	Chirals	Torsions	Rings
87	OHX	1	4117	-	-	0/0/0/0	0/0/0/0
87	OHX	1	4118	-	-	0/0/0/0	0/0/0/0
87	OHX	1	4119	-	-	0/0/0/0	0/0/0/0
87	OHX	1	4120	-	-	0/0/0/0	0/0/0/0
87	OHX	1	4121	-	-	0/0/0/0	0/0/0/0
87	OHX	1	4122	-	-	0/0/0/0	0/0/0/0
87	OHX	1	4123	-	-	0/0/0/0	0/0/0/0
87	OHX	1	4124	-	-	0/0/0/0	0/0/0/0
87	OHX	1	4125	-	-	0/0/0/0	0/0/0/0
87	OHX	1	4126	-	-	0/0/0/0	0/0/0/0
87	OHX	1	4127	-	-	0/0/0/0	0/0/0/0
87	OHX	1	4128	-	-	0/0/0/0	0/0/0/0
87	OHX	1	4129	-	-	0/0/0/0	0/0/0/0
87	OHX	1	4130	-	-	0/0/0/0	0/0/0/0
87	OHX	1	4131	-	-	0/0/0/0	0/0/0/0
87	OHX	1	4132	-	-	0/0/0/0	0/0/0/0
87	OHX	1	4133	-	-	0/0/0/0	0/0/0/0
87	OHX	1	4134	-	-	0/0/0/0	0/0/0/0
87	OHX	1	4135	-	-	0/0/0/0	0/0/0/0
87	OHX	1	4136	-	-	0/0/0/0	0/0/0/0
87	OHX	1	4137	-	-	0/0/0/0	0/0/0/0
87	OHX	1	4138	-	-	0/0/0/0	0/0/0/0
87	OHX	1	4139	-	-	0/0/0/0	0/0/0/0
87	OHX	1	4140	-	-	0/0/0/0	0/0/0/0
87	OHX	1	4141	-	-	0/0/0/0	0/0/0/0
87	OHX	1	4142	-	-	0/0/0/0	0/0/0/0
87	OHX	1	4143	-	-	0/0/0/0	0/0/0/0
87	OHX	1	4144	-	-	0/0/0/0	0/0/0/0
87	OHX	1	4145	-	-	0/0/0/0	0/0/0/0
87	OHX	1	4146	-	-	0/0/0/0	0/0/0/0
87	OHX	1	4147	-	-	0/0/0/0	0/0/0/0
87	OHX	1	4148	-	-	0/0/0/0	0/0/0/0
87	OHX	1	4149	-	-	0/0/0/0	0/0/0/0
87	OHX	1	4150	-	-	0/0/0/0	0/0/0/0
87	OHX	1	4151	-	-	0/0/0/0	0/0/0/0
87	OHX	1	4152	-	-	0/0/0/0	0/0/0/0
87	OHX	1	4153	-	-	0/0/0/0	0/0/0/0
87	OHX	1	4154	-	-	0/0/0/0	0/0/0/0
87	OHX	1	4155	-	-	0/0/0/0	0/0/0/0
87	OHX	1	4156	-	-	0/0/0/0	0/0/0/0
87	OHX	1	4157	-	-	0/0/0/0	0/0/0/0
87	OHX	1	4158	-	-	0/0/0/0	0/0/0/0

Continued on next page...

Continued from previous page...

Mol	Type	Chain	Res	Link	Chirals	Torsions	Rings
87	OHX	1	4159	-	-	0/0/0/0	0/0/0/0
87	OHX	1	4160	-	-	0/0/0/0	0/0/0/0
87	OHX	1	4161	-	-	0/0/0/0	0/0/0/0
87	OHX	1	4162	-	-	0/0/0/0	0/0/0/0
87	OHX	1	4163	-	-	0/0/0/0	0/0/0/0
87	OHX	1	4164	-	-	0/0/0/0	0/0/0/0
87	OHX	1	4165	-	-	0/0/0/0	0/0/0/0
87	OHX	1	4166	-	-	0/0/0/0	0/0/0/0
87	OHX	1	4167	-	-	0/0/0/0	0/0/0/0
87	OHX	1	4168	-	-	0/0/0/0	0/0/0/0
87	OHX	1	4169	-	-	0/0/0/0	0/0/0/0
87	OHX	1	4170	-	-	0/0/0/0	0/0/0/0
87	OHX	1	4171	-	-	0/0/0/0	0/0/0/0
87	OHX	1	4172	-	-	0/0/0/0	0/0/0/0
87	OHX	1	4173	-	-	0/0/0/0	0/0/0/0
87	OHX	1	4174	-	-	0/0/0/0	0/0/0/0
87	OHX	1	4175	-	-	0/0/0/0	0/0/0/0
87	OHX	1	4176	-	-	0/0/0/0	0/0/0/0
87	OHX	1	4177	-	-	0/0/0/0	0/0/0/0
87	OHX	1	4178	-	-	0/0/0/0	0/0/0/0
87	OHX	1	4179	-	-	0/0/0/0	0/0/0/0
87	OHX	1	4180	-	-	0/0/0/0	0/0/0/0
87	OHX	1	4181	-	-	0/0/0/0	0/0/0/0
87	OHX	1	4182	-	-	0/0/0/0	0/0/0/0
87	OHX	1	4183	-	-	0/0/0/0	0/0/0/0
87	OHX	1	4184	-	-	0/0/0/0	0/0/0/0
87	OHX	1	4185	-	-	0/0/0/0	0/0/0/0
87	OHX	1	4186	-	-	0/0/0/0	0/0/0/0
87	OHX	1	4187	-	-	0/0/0/0	0/0/0/0
87	OHX	1	4188	-	-	0/0/0/0	0/0/0/0
87	OHX	1	4189	-	-	0/0/0/0	0/0/0/0
87	OHX	1	4190	-	-	0/0/0/0	0/0/0/0
87	OHX	1	4191	-	-	0/0/0/0	0/0/0/0
87	OHX	1	4192	-	-	0/0/0/0	0/0/0/0
87	OHX	1	4193	-	-	0/0/0/0	0/0/0/0
87	OHX	1	4194	-	-	0/0/0/0	0/0/0/0
87	OHX	1	4195	-	-	0/0/0/0	0/0/0/0
87	OHX	1	4196	-	-	0/0/0/0	0/0/0/0
87	OHX	1	4197	-	-	0/0/0/0	0/0/0/0
87	OHX	1	4198	-	-	0/0/0/0	0/0/0/0
87	OHX	1	4199	-	-	0/0/0/0	0/0/0/0
87	OHX	1	4200	-	-	0/0/0/0	0/0/0/0

Continued on next page...

Continued from previous page...

Mol	Type	Chain	Res	Link	Chirals	Torsions	Rings
87	OHX	1	4201	-	-	0/0/0/0	0/0/0/0
87	OHX	1	4202	-	-	0/0/0/0	0/0/0/0
87	OHX	1	4203	-	-	0/0/0/0	0/0/0/0
87	OHX	1	4204	-	-	0/0/0/0	0/0/0/0
87	OHX	1	4205	-	-	0/0/0/0	0/0/0/0
87	OHX	1	4206	-	-	0/0/0/0	0/0/0/0
87	OHX	1	4207	-	-	0/0/0/0	0/0/0/0
87	OHX	1	4208	-	-	0/0/0/0	0/0/0/0
87	OHX	1	4209	-	-	0/0/0/0	0/0/0/0
87	OHX	1	4210	-	-	0/0/0/0	0/0/0/0
87	OHX	1	4211	-	-	0/0/0/0	0/0/0/0
87	OHX	1	4212	-	-	0/0/0/0	0/0/0/0
87	OHX	1	4213	-	-	0/0/0/0	0/0/0/0
87	OHX	1	4214	-	-	0/0/0/0	0/0/0/0
89	3HE	1	4215	-	-	0/8/36/36	0/2/2/2
87	OHX	2	2022	-	-	0/0/0/0	0/0/0/0
87	OHX	2	2023	-	-	0/0/0/0	0/0/0/0
87	OHX	2	2024	-	-	0/0/0/0	0/0/0/0
87	OHX	2	2025	-	-	0/0/0/0	0/0/0/0
87	OHX	2	2026	-	-	0/0/0/0	0/0/0/0
87	OHX	2	2027	-	-	0/0/0/0	0/0/0/0
87	OHX	2	2028	-	-	0/0/0/0	0/0/0/0
87	OHX	2	2029	-	-	0/0/0/0	0/0/0/0
87	OHX	2	2030	-	-	0/0/0/0	0/0/0/0
87	OHX	2	2031	-	-	0/0/0/0	0/0/0/0
87	OHX	2	2032	-	-	0/0/0/0	0/0/0/0
87	OHX	2	2033	-	-	0/0/0/0	0/0/0/0
87	OHX	2	2034	-	-	0/0/0/0	0/0/0/0
87	OHX	2	2035	-	-	0/0/0/0	0/0/0/0
87	OHX	2	2036	-	-	0/0/0/0	0/0/0/0
87	OHX	2	2037	-	-	0/0/0/0	0/0/0/0
87	OHX	2	2038	-	-	0/0/0/0	0/0/0/0
87	OHX	2	2039	-	-	0/0/0/0	0/0/0/0
87	OHX	2	2040	-	-	0/0/0/0	0/0/0/0
87	OHX	2	2041	-	-	0/0/0/0	0/0/0/0
87	OHX	2	2042	-	-	0/0/0/0	0/0/0/0
87	OHX	2	2043	-	-	0/0/0/0	0/0/0/0
87	OHX	2	2044	-	-	0/0/0/0	0/0/0/0
87	OHX	2	2045	-	-	0/0/0/0	0/0/0/0
87	OHX	2	2046	-	-	0/0/0/0	0/0/0/0
87	OHX	2	2047	-	-	0/0/0/0	0/0/0/0
87	OHX	2	2048	-	-	0/0/0/0	0/0/0/0

Continued on next page...

Continued from previous page...

Mol	Type	Chain	Res	Link	Chirals	Torsions	Rings
87	OHX	2	2049	-	-	0/0/0/0	0/0/0/0
87	OHX	2	2050	-	-	0/0/0/0	0/0/0/0
87	OHX	2	2051	-	-	0/0/0/0	0/0/0/0
87	OHX	2	2052	-	-	0/0/0/0	0/0/0/0
87	OHX	2	2053	-	-	0/0/0/0	0/0/0/0
87	OHX	2	2054	-	-	0/0/0/0	0/0/0/0
87	OHX	2	2055	-	-	0/0/0/0	0/0/0/0
87	OHX	2	2056	-	-	0/0/0/0	0/0/0/0
87	OHX	2	2057	-	-	0/0/0/0	0/0/0/0
87	OHX	2	2058	-	-	0/0/0/0	0/0/0/0
87	OHX	2	2059	-	-	0/0/0/0	0/0/0/0
87	OHX	2	2060	-	-	0/0/0/0	0/0/0/0
87	OHX	2	2061	-	-	0/0/0/0	0/0/0/0
87	OHX	2	2062	-	-	0/0/0/0	0/0/0/0
87	OHX	2	2063	-	-	0/0/0/0	0/0/0/0
87	OHX	2	2064	-	-	0/0/0/0	0/0/0/0
87	OHX	2	2065	-	-	0/0/0/0	0/0/0/0
87	OHX	2	2066	-	-	0/0/0/0	0/0/0/0
87	OHX	2	2067	-	-	0/0/0/0	0/0/0/0
87	OHX	2	2068	-	-	0/0/0/0	0/0/0/0
87	OHX	2	2069	-	-	0/0/0/0	0/0/0/0
87	OHX	2	2070	-	-	0/0/0/0	0/0/0/0
87	OHX	2	2071	-	-	0/0/0/0	0/0/0/0
87	OHX	2	2072	-	-	0/0/0/0	0/0/0/0
87	OHX	2	2073	-	-	0/0/0/0	0/0/0/0
87	OHX	2	2074	-	-	0/0/0/0	0/0/0/0
87	OHX	2	2075	-	-	0/0/0/0	0/0/0/0
87	OHX	2	2076	-	-	0/0/0/0	0/0/0/0
87	OHX	2	2077	-	-	0/0/0/0	0/0/0/0
87	OHX	2	2078	-	-	0/0/0/0	0/0/0/0
87	OHX	2	2079	-	-	0/0/0/0	0/0/0/0
87	OHX	2	2080	-	-	0/0/0/0	0/0/0/0
87	OHX	2	2081	-	-	0/0/0/0	0/0/0/0
87	OHX	2	2082	-	-	0/0/0/0	0/0/0/0
87	OHX	2	2083	-	-	0/0/0/0	0/0/0/0
87	OHX	2	2084	-	-	0/0/0/0	0/0/0/0
87	OHX	2	2085	-	-	0/0/0/0	0/0/0/0
87	OHX	2	2086	-	-	0/0/0/0	0/0/0/0
87	OHX	2	2087	-	-	0/0/0/0	0/0/0/0
87	OHX	2	2088	-	-	0/0/0/0	0/0/0/0
87	OHX	2	2089	-	-	0/0/0/0	0/0/0/0
87	OHX	2	2090	-	-	0/0/0/0	0/0/0/0

Continued on next page...

Continued from previous page...

Mol	Type	Chain	Res	Link	Chirals	Torsions	Rings
87	OHX	2	2091	-	-	0/0/0/0	0/0/0/0
87	OHX	2	2092	-	-	0/0/0/0	0/0/0/0
87	OHX	2	2093	-	-	0/0/0/0	0/0/0/0
87	OHX	2	2094	-	-	0/0/0/0	0/0/0/0
87	OHX	2	2095	-	-	0/0/0/0	0/0/0/0
87	OHX	2	2096	-	-	0/0/0/0	0/0/0/0
87	OHX	2	2097	-	-	0/0/0/0	0/0/0/0
87	OHX	2	2098	-	-	0/0/0/0	0/0/0/0
87	OHX	2	2099	-	-	0/0/0/0	0/0/0/0
87	OHX	2	2100	-	-	0/0/0/0	0/0/0/0
87	OHX	2	2101	-	-	0/0/0/0	0/0/0/0
87	OHX	2	2102	-	-	0/0/0/0	0/0/0/0
87	OHX	2	2103	-	-	0/0/0/0	0/0/0/0
87	OHX	2	2104	-	-	0/0/0/0	0/0/0/0
87	OHX	2	2105	-	-	0/0/0/0	0/0/0/0
87	OHX	2	2106	-	-	0/0/0/0	0/0/0/0
87	OHX	2	2107	-	-	0/0/0/0	0/0/0/0
87	OHX	2	2108	-	-	0/0/0/0	0/0/0/0
87	OHX	2	2109	-	-	0/0/0/0	0/0/0/0
87	OHX	2	2110	-	-	0/0/0/0	0/0/0/0
87	OHX	2	2111	-	-	0/0/0/0	0/0/0/0
87	OHX	2	2112	-	-	0/0/0/0	0/0/0/0
87	OHX	2	2113	-	-	0/0/0/0	0/0/0/0
87	OHX	2	2114	-	-	0/0/0/0	0/0/0/0
87	OHX	2	2115	-	-	0/0/0/0	0/0/0/0
87	OHX	2	2116	-	-	0/0/0/0	0/0/0/0
87	OHX	2	2117	-	-	0/0/0/0	0/0/0/0
87	OHX	2	2118	-	-	0/0/0/0	0/0/0/0
87	OHX	2	2119	-	-	0/0/0/0	0/0/0/0
87	OHX	2	2120	-	-	0/0/0/0	0/0/0/0
87	OHX	2	2121	-	-	0/0/0/0	0/0/0/0
87	OHX	2	2122	-	-	0/0/0/0	0/0/0/0
87	OHX	2	2123	-	-	0/0/0/0	0/0/0/0
87	OHX	2	2124	-	-	0/0/0/0	0/0/0/0
87	OHX	2	2125	-	-	0/0/0/0	0/0/0/0
87	OHX	2	2126	-	-	0/0/0/0	0/0/0/0
87	OHX	2	2127	-	-	0/0/0/0	0/0/0/0
87	OHX	2	2128	-	-	0/0/0/0	0/0/0/0
87	OHX	2	2129	-	-	0/0/0/0	0/0/0/0
87	OHX	2	2130	-	-	0/0/0/0	0/0/0/0
87	OHX	2	2131	-	-	0/0/0/0	0/0/0/0
87	OHX	2	2132	-	-	0/0/0/0	0/0/0/0

Continued on next page...

Continued from previous page...

Mol	Type	Chain	Res	Link	Chirals	Torsions	Rings
87	OHX	2	2133	-	-	0/0/0/0	0/0/0/0
87	OHX	2	2134	-	-	0/0/0/0	0/0/0/0
87	OHX	2	2135	-	-	0/0/0/0	0/0/0/0
87	OHX	2	2136	-	-	0/0/0/0	0/0/0/0
87	OHX	2	2137	-	-	0/0/0/0	0/0/0/0
87	OHX	2	2138	-	-	0/0/0/0	0/0/0/0
87	OHX	2	2139	-	-	0/0/0/0	0/0/0/0
87	OHX	2	2140	-	-	0/0/0/0	0/0/0/0
87	OHX	2	2141	-	-	0/0/0/0	0/0/0/0
87	OHX	2	2142	-	-	0/0/0/0	0/0/0/0
87	OHX	2	2143	-	-	0/0/0/0	0/0/0/0
87	OHX	2	2144	-	-	0/0/0/0	0/0/0/0
87	OHX	2	2145	-	-	0/0/0/0	0/0/0/0
87	OHX	2	2146	-	-	0/0/0/0	0/0/0/0
87	OHX	2	2147	-	-	0/0/0/0	0/0/0/0
87	OHX	2	2148	-	-	0/0/0/0	0/0/0/0
87	OHX	2	2149	-	-	0/0/0/0	0/0/0/0
87	OHX	2	2150	-	-	0/0/0/0	0/0/0/0
87	OHX	2	2151	-	-	0/0/0/0	0/0/0/0
87	OHX	2	2152	-	-	0/0/0/0	0/0/0/0
87	OHX	2	2153	-	-	0/0/0/0	0/0/0/0
87	OHX	2	2154	-	-	0/0/0/0	0/0/0/0
87	OHX	2	2155	-	-	0/0/0/0	0/0/0/0
87	OHX	2	2156	-	-	0/0/0/0	0/0/0/0
87	OHX	2	2157	-	-	0/0/0/0	0/0/0/0
87	OHX	2	2158	-	-	0/0/0/0	0/0/0/0
87	OHX	2	2159	-	-	0/0/0/0	0/0/0/0
87	OHX	2	2160	-	-	0/0/0/0	0/0/0/0
87	OHX	2	2161	-	-	0/0/0/0	0/0/0/0
87	OHX	2	2162	-	-	0/0/0/0	0/0/0/0
87	OHX	2	2163	-	-	0/0/0/0	0/0/0/0
87	OHX	2	2164	-	-	0/0/0/0	0/0/0/0
87	OHX	2	2165	-	-	0/0/0/0	0/0/0/0
87	OHX	2	2166	-	-	0/0/0/0	0/0/0/0
87	OHX	2	2167	-	-	0/0/0/0	0/0/0/0
87	OHX	2	2168	-	-	0/0/0/0	0/0/0/0
87	OHX	2	2169	-	-	0/0/0/0	0/0/0/0
87	OHX	2	2170	-	-	0/0/0/0	0/0/0/0
87	OHX	2	2171	-	-	0/0/0/0	0/0/0/0
87	OHX	2	2172	-	-	0/0/0/0	0/0/0/0
87	OHX	2	2173	-	-	0/0/0/0	0/0/0/0
87	OHX	2	2174	-	-	0/0/0/0	0/0/0/0

Continued on next page...

Continued from previous page...

Mol	Type	Chain	Res	Link	Chirals	Torsions	Rings
87	OHX	2	2175	-	-	0/0/0/0	0/0/0/0
87	OHX	2	2176	-	-	0/0/0/0	0/0/0/0
87	OHX	2	2177	-	-	0/0/0/0	0/0/0/0
87	OHX	2	2178	-	-	0/0/0/0	0/0/0/0
87	OHX	2	2179	-	-	0/0/0/0	0/0/0/0
87	OHX	3	215	-	-	0/0/0/0	0/0/0/0
87	OHX	3	216	-	-	0/0/0/0	0/0/0/0
87	OHX	3	217	-	-	0/0/0/0	0/0/0/0
87	OHX	3	218	-	-	0/0/0/0	0/0/0/0
87	OHX	3	219	-	-	0/0/0/0	0/0/0/0
87	OHX	3	220	-	-	0/0/0/0	0/0/0/0
87	OHX	3	221	-	-	0/0/0/0	0/0/0/0
87	OHX	3	222	-	-	0/0/0/0	0/0/0/0
87	OHX	3	223	-	-	0/0/0/0	0/0/0/0
87	OHX	3	224	-	-	0/0/0/0	0/0/0/0
87	OHX	3	225	-	-	0/0/0/0	0/0/0/0
87	OHX	4	223	-	-	0/0/0/0	0/0/0/0
87	OHX	4	224	-	-	0/0/0/0	0/0/0/0
87	OHX	4	225	-	-	0/0/0/0	0/0/0/0
87	OHX	4	226	-	-	0/0/0/0	0/0/0/0
87	OHX	4	227	-	-	0/0/0/0	0/0/0/0
87	OHX	4	228	-	-	0/0/0/0	0/0/0/0
87	OHX	4	229	-	-	0/0/0/0	0/0/0/0
87	OHX	4	230	-	-	0/0/0/0	0/0/0/0
87	OHX	4	231	-	-	0/0/0/0	0/0/0/0
87	OHX	4	232	-	-	0/0/0/0	0/0/0/0
87	OHX	4	233	-	-	0/0/0/0	0/0/0/0
87	OHX	4	234	-	-	0/0/0/0	0/0/0/0
87	OHX	4	235	-	-	0/0/0/0	0/0/0/0
87	OHX	4	236	-	-	0/0/0/0	0/0/0/0
87	OHX	5	3900	-	-	0/0/0/0	0/0/0/0
87	OHX	5	3901	-	-	0/0/0/0	0/0/0/0
87	OHX	5	3902	-	-	0/0/0/0	0/0/0/0
87	OHX	5	3903	-	-	0/0/0/0	0/0/0/0
87	OHX	5	3904	-	-	0/0/0/0	0/0/0/0
87	OHX	5	3905	-	-	0/0/0/0	0/0/0/0
87	OHX	5	3906	-	-	0/0/0/0	0/0/0/0
87	OHX	5	3907	-	-	0/0/0/0	0/0/0/0
87	OHX	5	3908	-	-	0/0/0/0	0/0/0/0
87	OHX	5	3909	-	-	0/0/0/0	0/0/0/0
87	OHX	5	3910	-	-	0/0/0/0	0/0/0/0
87	OHX	5	3911	-	-	0/0/0/0	0/0/0/0

Continued on next page...

Continued from previous page...

Mol	Type	Chain	Res	Link	Chirals	Torsions	Rings
87	OHX	5	3912	-	-	0/0/0/0	0/0/0/0
87	OHX	5	3913	-	-	0/0/0/0	0/0/0/0
87	OHX	5	3914	-	-	0/0/0/0	0/0/0/0
87	OHX	5	3915	-	-	0/0/0/0	0/0/0/0
87	OHX	5	3916	-	-	0/0/0/0	0/0/0/0
87	OHX	5	3917	-	-	0/0/0/0	0/0/0/0
87	OHX	5	3918	-	-	0/0/0/0	0/0/0/0
87	OHX	5	3919	-	-	0/0/0/0	0/0/0/0
87	OHX	5	3920	-	-	0/0/0/0	0/0/0/0
87	OHX	5	3921	-	-	0/0/0/0	0/0/0/0
87	OHX	5	3922	-	-	0/0/0/0	0/0/0/0
87	OHX	5	3923	-	-	0/0/0/0	0/0/0/0
87	OHX	5	3924	-	-	0/0/0/0	0/0/0/0
87	OHX	5	3925	-	-	0/0/0/0	0/0/0/0
87	OHX	5	3926	-	-	0/0/0/0	0/0/0/0
87	OHX	5	3927	-	-	0/0/0/0	0/0/0/0
87	OHX	5	3928	-	-	0/0/0/0	0/0/0/0
87	OHX	5	3929	-	-	0/0/0/0	0/0/0/0
87	OHX	5	3930	-	-	0/0/0/0	0/0/0/0
87	OHX	5	3931	-	-	0/0/0/0	0/0/0/0
87	OHX	5	3932	-	-	0/0/0/0	0/0/0/0
87	OHX	5	3933	-	-	0/0/0/0	0/0/0/0
87	OHX	5	3934	-	-	0/0/0/0	0/0/0/0
87	OHX	5	3935	-	-	0/0/0/0	0/0/0/0
87	OHX	5	3936	-	-	0/0/0/0	0/0/0/0
87	OHX	5	3937	-	-	0/0/0/0	0/0/0/0
87	OHX	5	3938	-	-	0/0/0/0	0/0/0/0
87	OHX	5	3939	-	-	0/0/0/0	0/0/0/0
87	OHX	5	3940	-	-	0/0/0/0	0/0/0/0
87	OHX	5	3941	-	-	0/0/0/0	0/0/0/0
87	OHX	5	3942	-	-	0/0/0/0	0/0/0/0
87	OHX	5	3943	-	-	0/0/0/0	0/0/0/0
87	OHX	5	3944	-	-	0/0/0/0	0/0/0/0
87	OHX	5	3945	-	-	0/0/0/0	0/0/0/0
87	OHX	5	3946	-	-	0/0/0/0	0/0/0/0
87	OHX	5	3947	-	-	0/0/0/0	0/0/0/0
87	OHX	5	3948	-	-	0/0/0/0	0/0/0/0
87	OHX	5	3949	-	-	0/0/0/0	0/0/0/0
87	OHX	5	3950	-	-	0/0/0/0	0/0/0/0
87	OHX	5	3951	-	-	0/0/0/0	0/0/0/0
87	OHX	5	3952	-	-	0/0/0/0	0/0/0/0
87	OHX	5	3953	-	-	0/0/0/0	0/0/0/0

Continued on next page...

Continued from previous page...

Mol	Type	Chain	Res	Link	Chirals	Torsions	Rings
87	OHX	5	3954	-	-	0/0/0/0	0/0/0/0
87	OHX	5	3955	-	-	0/0/0/0	0/0/0/0
87	OHX	5	3956	-	-	0/0/0/0	0/0/0/0
87	OHX	5	3957	-	-	0/0/0/0	0/0/0/0
87	OHX	5	3958	-	-	0/0/0/0	0/0/0/0
87	OHX	5	3959	-	-	0/0/0/0	0/0/0/0
87	OHX	5	3960	-	-	0/0/0/0	0/0/0/0
87	OHX	5	3961	-	-	0/0/0/0	0/0/0/0
87	OHX	5	3962	-	-	0/0/0/0	0/0/0/0
87	OHX	5	3963	-	-	0/0/0/0	0/0/0/0
87	OHX	5	3964	-	-	0/0/0/0	0/0/0/0
87	OHX	5	3965	-	-	0/0/0/0	0/0/0/0
87	OHX	5	3966	-	-	0/0/0/0	0/0/0/0
87	OHX	5	3967	-	-	0/0/0/0	0/0/0/0
87	OHX	5	3968	-	-	0/0/0/0	0/0/0/0
87	OHX	5	3969	-	-	0/0/0/0	0/0/0/0
87	OHX	5	3970	-	-	0/0/0/0	0/0/0/0
87	OHX	5	3971	-	-	0/0/0/0	0/0/0/0
87	OHX	5	3972	-	-	0/0/0/0	0/0/0/0
87	OHX	5	3973	-	-	0/0/0/0	0/0/0/0
87	OHX	5	3974	-	-	0/0/0/0	0/0/0/0
87	OHX	5	3975	-	-	0/0/0/0	0/0/0/0
87	OHX	5	3976	-	-	0/0/0/0	0/0/0/0
87	OHX	5	3977	-	-	0/0/0/0	0/0/0/0
87	OHX	5	3978	-	-	0/0/0/0	0/0/0/0
87	OHX	5	3979	-	-	0/0/0/0	0/0/0/0
87	OHX	5	3980	-	-	0/0/0/0	0/0/0/0
87	OHX	5	3981	-	-	0/0/0/0	0/0/0/0
87	OHX	5	3982	-	-	0/0/0/0	0/0/0/0
87	OHX	5	3983	-	-	0/0/0/0	0/0/0/0
87	OHX	5	3984	-	-	0/0/0/0	0/0/0/0
87	OHX	5	3985	-	-	0/0/0/0	0/0/0/0
87	OHX	5	3986	-	-	0/0/0/0	0/0/0/0
87	OHX	5	3987	-	-	0/0/0/0	0/0/0/0
87	OHX	5	3988	-	-	0/0/0/0	0/0/0/0
87	OHX	5	3989	-	-	0/0/0/0	0/0/0/0
87	OHX	5	3990	-	-	0/0/0/0	0/0/0/0
87	OHX	5	3991	-	-	0/0/0/0	0/0/0/0
87	OHX	5	3992	-	-	0/0/0/0	0/0/0/0
87	OHX	5	3993	-	-	0/0/0/0	0/0/0/0
87	OHX	5	3994	-	-	0/0/0/0	0/0/0/0
87	OHX	5	3995	-	-	0/0/0/0	0/0/0/0

Continued on next page...

Continued from previous page...

Mol	Type	Chain	Res	Link	Chirals	Torsions	Rings
87	OHX	5	3996	-	-	0/0/0/0	0/0/0/0
87	OHX	5	3997	-	-	0/0/0/0	0/0/0/0
87	OHX	5	3998	-	-	0/0/0/0	0/0/0/0
87	OHX	5	3999	-	-	0/0/0/0	0/0/0/0
87	OHX	5	4000	-	-	0/0/0/0	0/0/0/0
87	OHX	5	4001	-	-	0/0/0/0	0/0/0/0
87	OHX	5	4002	-	-	0/0/0/0	0/0/0/0
87	OHX	5	4003	-	-	0/0/0/0	0/0/0/0
87	OHX	5	4004	-	-	0/0/0/0	0/0/0/0
87	OHX	5	4005	-	-	0/0/0/0	0/0/0/0
87	OHX	5	4006	-	-	0/0/0/0	0/0/0/0
87	OHX	5	4007	-	-	0/0/0/0	0/0/0/0
87	OHX	5	4008	-	-	0/0/0/0	0/0/0/0
87	OHX	5	4009	-	-	0/0/0/0	0/0/0/0
87	OHX	5	4010	-	-	0/0/0/0	0/0/0/0
87	OHX	5	4011	-	-	0/0/0/0	0/0/0/0
87	OHX	5	4012	-	-	0/0/0/0	0/0/0/0
87	OHX	5	4013	-	-	0/0/0/0	0/0/0/0
87	OHX	5	4014	-	-	0/0/0/0	0/0/0/0
87	OHX	5	4015	-	-	0/0/0/0	0/0/0/0
87	OHX	5	4016	-	-	0/0/0/0	0/0/0/0
87	OHX	5	4017	-	-	0/0/0/0	0/0/0/0
87	OHX	5	4018	-	-	0/0/0/0	0/0/0/0
87	OHX	5	4019	-	-	0/0/0/0	0/0/0/0
87	OHX	5	4020	-	-	0/0/0/0	0/0/0/0
87	OHX	5	4021	-	-	0/0/0/0	0/0/0/0
87	OHX	5	4022	-	-	0/0/0/0	0/0/0/0
87	OHX	5	4023	-	-	0/0/0/0	0/0/0/0
87	OHX	5	4024	-	-	0/0/0/0	0/0/0/0
87	OHX	5	4025	-	-	0/0/0/0	0/0/0/0
87	OHX	5	4026	-	-	0/0/0/0	0/0/0/0
87	OHX	5	4027	-	-	0/0/0/0	0/0/0/0
87	OHX	5	4028	-	-	0/0/0/0	0/0/0/0
87	OHX	5	4029	-	-	0/0/0/0	0/0/0/0
87	OHX	5	4030	-	-	0/0/0/0	0/0/0/0
87	OHX	5	4031	-	-	0/0/0/0	0/0/0/0
87	OHX	5	4032	-	-	0/0/0/0	0/0/0/0
87	OHX	5	4033	-	-	0/0/0/0	0/0/0/0
87	OHX	5	4034	-	-	0/0/0/0	0/0/0/0
87	OHX	5	4035	-	-	0/0/0/0	0/0/0/0
87	OHX	5	4036	-	-	0/0/0/0	0/0/0/0
87	OHX	5	4037	-	-	0/0/0/0	0/0/0/0

Continued on next page...

Continued from previous page...

Mol	Type	Chain	Res	Link	Chirals	Torsions	Rings
87	OHX	5	4038	-	-	0/0/0/0	0/0/0/0
87	OHX	5	4039	-	-	0/0/0/0	0/0/0/0
87	OHX	5	4040	-	-	0/0/0/0	0/0/0/0
87	OHX	5	4041	-	-	0/0/0/0	0/0/0/0
87	OHX	5	4042	-	-	0/0/0/0	0/0/0/0
87	OHX	5	4043	-	-	0/0/0/0	0/0/0/0
87	OHX	5	4044	-	-	0/0/0/0	0/0/0/0
87	OHX	5	4045	-	-	0/0/0/0	0/0/0/0
87	OHX	5	4046	-	-	0/0/0/0	0/0/0/0
87	OHX	5	4047	-	-	0/0/0/0	0/0/0/0
87	OHX	5	4048	-	-	0/0/0/0	0/0/0/0
87	OHX	5	4049	-	-	0/0/0/0	0/0/0/0
87	OHX	5	4050	-	-	0/0/0/0	0/0/0/0
87	OHX	5	4051	-	-	0/0/0/0	0/0/0/0
87	OHX	5	4052	-	-	0/0/0/0	0/0/0/0
87	OHX	5	4053	-	-	0/0/0/0	0/0/0/0
87	OHX	5	4054	-	-	0/0/0/0	0/0/0/0
87	OHX	5	4055	-	-	0/0/0/0	0/0/0/0
87	OHX	5	4056	-	-	0/0/0/0	0/0/0/0
87	OHX	5	4057	-	-	0/0/0/0	0/0/0/0
87	OHX	5	4058	-	-	0/0/0/0	0/0/0/0
87	OHX	5	4059	-	-	0/0/0/0	0/0/0/0
87	OHX	5	4060	-	-	0/0/0/0	0/0/0/0
87	OHX	5	4061	-	-	0/0/0/0	0/0/0/0
87	OHX	5	4062	-	-	0/0/0/0	0/0/0/0
87	OHX	5	4063	-	-	0/0/0/0	0/0/0/0
87	OHX	5	4064	-	-	0/0/0/0	0/0/0/0
87	OHX	5	4065	-	-	0/0/0/0	0/0/0/0
87	OHX	5	4066	-	-	0/0/0/0	0/0/0/0
87	OHX	5	4067	-	-	0/0/0/0	0/0/0/0
87	OHX	5	4068	-	-	0/0/0/0	0/0/0/0
87	OHX	5	4069	-	-	0/0/0/0	0/0/0/0
87	OHX	5	4070	-	-	0/0/0/0	0/0/0/0
87	OHX	5	4071	-	-	0/0/0/0	0/0/0/0
87	OHX	5	4072	-	-	0/0/0/0	0/0/0/0
87	OHX	5	4073	-	-	0/0/0/0	0/0/0/0
87	OHX	5	4074	-	-	0/0/0/0	0/0/0/0
87	OHX	5	4075	-	-	0/0/0/0	0/0/0/0
87	OHX	5	4076	-	-	0/0/0/0	0/0/0/0
87	OHX	5	4077	-	-	0/0/0/0	0/0/0/0
87	OHX	5	4078	-	-	0/0/0/0	0/0/0/0
87	OHX	5	4079	-	-	0/0/0/0	0/0/0/0

Continued on next page...

Continued from previous page...

Mol	Type	Chain	Res	Link	Chirals	Torsions	Rings
87	OHX	5	4080	-	-	0/0/0/0	0/0/0/0
87	OHX	5	4081	-	-	0/0/0/0	0/0/0/0
87	OHX	5	4082	-	-	0/0/0/0	0/0/0/0
87	OHX	5	4083	-	-	0/0/0/0	0/0/0/0
87	OHX	5	4084	-	-	0/0/0/0	0/0/0/0
87	OHX	5	4085	-	-	0/0/0/0	0/0/0/0
87	OHX	5	4086	-	-	0/0/0/0	0/0/0/0
87	OHX	5	4087	-	-	0/0/0/0	0/0/0/0
87	OHX	5	4088	-	-	0/0/0/0	0/0/0/0
87	OHX	5	4089	-	-	0/0/0/0	0/0/0/0
87	OHX	5	4090	-	-	0/0/0/0	0/0/0/0
87	OHX	5	4091	-	-	0/0/0/0	0/0/0/0
87	OHX	5	4092	-	-	0/0/0/0	0/0/0/0
87	OHX	5	4093	-	-	0/0/0/0	0/0/0/0
87	OHX	5	4094	-	-	0/0/0/0	0/0/0/0
87	OHX	5	4095	-	-	0/0/0/0	0/0/0/0
87	OHX	5	4096	-	-	0/0/0/0	0/0/0/0
87	OHX	5	4097	-	-	0/0/0/0	0/0/0/0
87	OHX	5	4098	-	-	0/0/0/0	0/0/0/0
87	OHX	5	4099	-	-	0/0/0/0	0/0/0/0
87	OHX	5	4100	-	-	0/0/0/0	0/0/0/0
87	OHX	5	4101	-	-	0/0/0/0	0/0/0/0
87	OHX	5	4102	-	-	0/0/0/0	0/0/0/0
87	OHX	5	4103	-	-	0/0/0/0	0/0/0/0
87	OHX	5	4104	-	-	0/0/0/0	0/0/0/0
87	OHX	5	4105	-	-	0/0/0/0	0/0/0/0
87	OHX	5	4106	-	-	0/0/0/0	0/0/0/0
87	OHX	5	4107	-	-	0/0/0/0	0/0/0/0
87	OHX	5	4108	-	-	0/0/0/0	0/0/0/0
87	OHX	5	4109	-	-	0/0/0/0	0/0/0/0
87	OHX	5	4110	-	-	0/0/0/0	0/0/0/0
87	OHX	5	4111	-	-	0/0/0/0	0/0/0/0
87	OHX	5	4112	-	-	0/0/0/0	0/0/0/0
87	OHX	5	4113	-	-	0/0/0/0	0/0/0/0
87	OHX	5	4114	-	-	0/0/0/0	0/0/0/0
87	OHX	5	4115	-	-	0/0/0/0	0/0/0/0
87	OHX	5	4116	-	-	0/0/0/0	0/0/0/0
87	OHX	5	4117	-	-	0/0/0/0	0/0/0/0
87	OHX	5	4118	-	-	0/0/0/0	0/0/0/0
87	OHX	5	4119	-	-	0/0/0/0	0/0/0/0
87	OHX	5	4120	-	-	0/0/0/0	0/0/0/0
87	OHX	5	4121	-	-	0/0/0/0	0/0/0/0

Continued on next page...

Continued from previous page...

Mol	Type	Chain	Res	Link	Chirals	Torsions	Rings
87	OHX	5	4122	-	-	0/0/0/0	0/0/0/0
87	OHX	5	4123	-	-	0/0/0/0	0/0/0/0
87	OHX	5	4124	-	-	0/0/0/0	0/0/0/0
87	OHX	5	4125	-	-	0/0/0/0	0/0/0/0
87	OHX	5	4126	-	-	0/0/0/0	0/0/0/0
87	OHX	5	4127	-	-	0/0/0/0	0/0/0/0
87	OHX	5	4128	-	-	0/0/0/0	0/0/0/0
87	OHX	5	4129	-	-	0/0/0/0	0/0/0/0
87	OHX	5	4130	-	-	0/0/0/0	0/0/0/0
87	OHX	5	4131	-	-	0/0/0/0	0/0/0/0
87	OHX	5	4132	-	-	0/0/0/0	0/0/0/0
87	OHX	5	4133	-	-	0/0/0/0	0/0/0/0
87	OHX	5	4134	-	-	0/0/0/0	0/0/0/0
87	OHX	5	4135	-	-	0/0/0/0	0/0/0/0
87	OHX	5	4136	-	-	0/0/0/0	0/0/0/0
87	OHX	5	4137	-	-	0/0/0/0	0/0/0/0
87	OHX	5	4138	-	-	0/0/0/0	0/0/0/0
87	OHX	5	4139	-	-	0/0/0/0	0/0/0/0
87	OHX	5	4140	-	-	0/0/0/0	0/0/0/0
87	OHX	5	4141	-	-	0/0/0/0	0/0/0/0
87	OHX	5	4142	-	-	0/0/0/0	0/0/0/0
87	OHX	5	4143	-	-	0/0/0/0	0/0/0/0
87	OHX	5	4144	-	-	0/0/0/0	0/0/0/0
87	OHX	5	4145	-	-	0/0/0/0	0/0/0/0
87	OHX	5	4146	-	-	0/0/0/0	0/0/0/0
87	OHX	5	4147	-	-	0/0/0/0	0/0/0/0
87	OHX	5	4148	-	-	0/0/0/0	0/0/0/0
87	OHX	5	4149	-	-	0/0/0/0	0/0/0/0
87	OHX	5	4150	-	-	0/0/0/0	0/0/0/0
87	OHX	5	4151	-	-	0/0/0/0	0/0/0/0
87	OHX	5	4152	-	-	0/0/0/0	0/0/0/0
87	OHX	5	4153	-	-	0/0/0/0	0/0/0/0
87	OHX	5	4154	-	-	0/0/0/0	0/0/0/0
87	OHX	5	4155	-	-	0/0/0/0	0/0/0/0
87	OHX	5	4156	-	-	0/0/0/0	0/0/0/0
87	OHX	5	4157	-	-	0/0/0/0	0/0/0/0
87	OHX	5	4158	-	-	0/0/0/0	0/0/0/0
87	OHX	5	4159	-	-	0/0/0/0	0/0/0/0
87	OHX	5	4160	-	-	0/0/0/0	0/0/0/0
87	OHX	5	4161	-	-	0/0/0/0	0/0/0/0
87	OHX	5	4162	-	-	0/0/0/0	0/0/0/0
87	OHX	5	4163	-	-	0/0/0/0	0/0/0/0

Continued on next page...

Continued from previous page...

Mol	Type	Chain	Res	Link	Chirals	Torsions	Rings
87	OHX	5	4164	-	-	0/0/0/0	0/0/0/0
87	OHX	5	4165	-	-	0/0/0/0	0/0/0/0
87	OHX	5	4166	-	-	0/0/0/0	0/0/0/0
87	OHX	5	4167	-	-	0/0/0/0	0/0/0/0
87	OHX	5	4168	-	-	0/0/0/0	0/0/0/0
87	OHX	5	4169	-	-	0/0/0/0	0/0/0/0
87	OHX	5	4170	-	-	0/0/0/0	0/0/0/0
87	OHX	5	4171	-	-	0/0/0/0	0/0/0/0
87	OHX	5	4172	-	-	0/0/0/0	0/0/0/0
87	OHX	5	4173	-	-	0/0/0/0	0/0/0/0
87	OHX	5	4174	-	-	0/0/0/0	0/0/0/0
87	OHX	5	4175	-	-	0/0/0/0	0/0/0/0
87	OHX	5	4176	-	-	0/0/0/0	0/0/0/0
87	OHX	5	4177	-	-	0/0/0/0	0/0/0/0
87	OHX	5	4178	-	-	0/0/0/0	0/0/0/0
87	OHX	5	4179	-	-	0/0/0/0	0/0/0/0
87	OHX	5	4180	-	-	0/0/0/0	0/0/0/0
87	OHX	5	4181	-	-	0/0/0/0	0/0/0/0
87	OHX	5	4182	-	-	0/0/0/0	0/0/0/0
87	OHX	5	4183	-	-	0/0/0/0	0/0/0/0
87	OHX	5	4184	-	-	0/0/0/0	0/0/0/0
87	OHX	5	4185	-	-	0/0/0/0	0/0/0/0
87	OHX	5	4186	-	-	0/0/0/0	0/0/0/0
87	OHX	5	4187	-	-	0/0/0/0	0/0/0/0
87	OHX	5	4188	-	-	0/0/0/0	0/0/0/0
87	OHX	5	4189	-	-	0/0/0/0	0/0/0/0
87	OHX	5	4190	-	-	0/0/0/0	0/0/0/0
87	OHX	5	4191	-	-	0/0/0/0	0/0/0/0
87	OHX	5	4192	-	-	0/0/0/0	0/0/0/0
87	OHX	5	4193	-	-	0/0/0/0	0/0/0/0
87	OHX	5	4194	-	-	0/0/0/0	0/0/0/0
87	OHX	5	4195	-	-	0/0/0/0	0/0/0/0
87	OHX	5	4196	-	-	0/0/0/0	0/0/0/0
87	OHX	5	4197	-	-	0/0/0/0	0/0/0/0
87	OHX	5	4198	-	-	0/0/0/0	0/0/0/0
87	OHX	5	4199	-	-	0/0/0/0	0/0/0/0
87	OHX	5	4200	-	-	0/0/0/0	0/0/0/0
87	OHX	5	4201	-	-	0/0/0/0	0/0/0/0
87	OHX	5	4202	-	-	0/0/0/0	0/0/0/0
87	OHX	5	4203	-	-	0/0/0/0	0/0/0/0
87	OHX	5	4204	-	-	0/0/0/0	0/0/0/0
87	OHX	5	4205	-	-	0/0/0/0	0/0/0/0

Continued on next page...

Continued from previous page...

Mol	Type	Chain	Res	Link	Chirals	Torsions	Rings
87	OHX	5	4206	-	-	0/0/0/0	0/0/0/0
87	OHX	5	4207	-	-	0/0/0/0	0/0/0/0
87	OHX	5	4208	-	-	0/0/0/0	0/0/0/0
87	OHX	5	4209	-	-	0/0/0/0	0/0/0/0
87	OHX	5	4210	-	-	0/0/0/0	0/0/0/0
87	OHX	5	4211	-	-	0/0/0/0	0/0/0/0
87	OHX	5	4212	-	-	0/0/0/0	0/0/0/0
87	OHX	5	4213	-	-	0/0/0/0	0/0/0/0
87	OHX	5	4214	-	-	0/0/0/0	0/0/0/0
87	OHX	5	4215	-	-	0/0/0/0	0/0/0/0
87	OHX	5	4216	-	-	0/0/0/0	0/0/0/0
87	OHX	5	4217	-	-	0/0/0/0	0/0/0/0
87	OHX	5	4218	-	-	0/0/0/0	0/0/0/0
87	OHX	5	4219	-	-	0/0/0/0	0/0/0/0
87	OHX	5	4220	-	-	0/0/0/0	0/0/0/0
87	OHX	5	4221	-	-	0/0/0/0	0/0/0/0
87	OHX	5	4222	-	-	0/0/0/0	0/0/0/0
87	OHX	5	4223	-	-	0/0/0/0	0/0/0/0
87	OHX	5	4224	-	-	0/0/0/0	0/0/0/0
87	OHX	5	4225	-	-	0/0/0/0	0/0/0/0
87	OHX	5	4226	-	-	0/0/0/0	0/0/0/0
87	OHX	5	4227	-	-	0/0/0/0	0/0/0/0
87	OHX	5	4228	-	-	0/0/0/0	0/0/0/0
87	OHX	5	4229	-	-	0/0/0/0	0/0/0/0
87	OHX	5	4230	-	-	0/0/0/0	0/0/0/0
87	OHX	5	4231	-	-	0/0/0/0	0/0/0/0
87	OHX	5	4232	-	-	0/0/0/0	0/0/0/0
87	OHX	5	4233	-	-	0/0/0/0	0/0/0/0
87	OHX	5	4234	-	-	0/0/0/0	0/0/0/0
87	OHX	5	4235	-	-	0/0/0/0	0/0/0/0
87	OHX	5	4236	-	-	0/0/0/0	0/0/0/0
87	OHX	5	4237	-	-	0/0/0/0	0/0/0/0
87	OHX	5	4238	-	-	0/0/0/0	0/0/0/0
87	OHX	5	4239	-	-	0/0/0/0	0/0/0/0
87	OHX	5	4240	-	-	0/0/0/0	0/0/0/0
87	OHX	5	4241	-	-	0/0/0/0	0/0/0/0
87	OHX	5	4242	-	-	0/0/0/0	0/0/0/0
87	OHX	5	4243	-	-	0/0/0/0	0/0/0/0
87	OHX	5	4244	-	-	0/0/0/0	0/0/0/0
87	OHX	5	4245	-	-	0/0/0/0	0/0/0/0
87	OHX	5	4246	-	-	0/0/0/0	0/0/0/0
87	OHX	5	4247	-	-	0/0/0/0	0/0/0/0

Continued on next page...

Continued from previous page...

Mol	Type	Chain	Res	Link	Chirals	Torsions	Rings
87	OHX	5	4248	-	-	0/0/0/0	0/0/0/0
87	OHX	5	4249	-	-	0/0/0/0	0/0/0/0
87	OHX	5	4250	-	-	0/0/0/0	0/0/0/0
87	OHX	5	4251	-	-	0/0/0/0	0/0/0/0
89	3HE	5	4252	-	-	0/8/36/36	0/2/2/2
87	OHX	6	2047	-	-	0/0/0/0	0/0/0/0
87	OHX	6	2048	-	-	0/0/0/0	0/0/0/0
87	OHX	6	2049	-	-	0/0/0/0	0/0/0/0
87	OHX	6	2050	-	-	0/0/0/0	0/0/0/0
87	OHX	6	2051	-	-	0/0/0/0	0/0/0/0
87	OHX	6	2052	-	-	0/0/0/0	0/0/0/0
87	OHX	6	2053	-	-	0/0/0/0	0/0/0/0
87	OHX	6	2054	-	-	0/0/0/0	0/0/0/0
87	OHX	6	2055	-	-	0/0/0/0	0/0/0/0
87	OHX	6	2056	-	-	0/0/0/0	0/0/0/0
87	OHX	6	2057	-	-	0/0/0/0	0/0/0/0
87	OHX	6	2058	-	-	0/0/0/0	0/0/0/0
87	OHX	6	2059	-	-	0/0/0/0	0/0/0/0
87	OHX	6	2060	-	-	0/0/0/0	0/0/0/0
87	OHX	6	2061	-	-	0/0/0/0	0/0/0/0
87	OHX	6	2062	-	-	0/0/0/0	0/0/0/0
87	OHX	6	2063	-	-	0/0/0/0	0/0/0/0
87	OHX	6	2064	-	-	0/0/0/0	0/0/0/0
87	OHX	6	2065	-	-	0/0/0/0	0/0/0/0
87	OHX	6	2066	-	-	0/0/0/0	0/0/0/0
87	OHX	6	2067	-	-	0/0/0/0	0/0/0/0
87	OHX	6	2068	-	-	0/0/0/0	0/0/0/0
87	OHX	6	2069	-	-	0/0/0/0	0/0/0/0
87	OHX	6	2070	-	-	0/0/0/0	0/0/0/0
87	OHX	6	2071	-	-	0/0/0/0	0/0/0/0
87	OHX	6	2072	-	-	0/0/0/0	0/0/0/0
87	OHX	6	2073	-	-	0/0/0/0	0/0/0/0
87	OHX	6	2074	-	-	0/0/0/0	0/0/0/0
87	OHX	6	2075	-	-	0/0/0/0	0/0/0/0
87	OHX	6	2076	-	-	0/0/0/0	0/0/0/0
87	OHX	6	2077	-	-	0/0/0/0	0/0/0/0
87	OHX	6	2078	-	-	0/0/0/0	0/0/0/0
87	OHX	6	2079	-	-	0/0/0/0	0/0/0/0
87	OHX	6	2080	-	-	0/0/0/0	0/0/0/0
87	OHX	6	2081	-	-	0/0/0/0	0/0/0/0
87	OHX	6	2082	-	-	0/0/0/0	0/0/0/0
87	OHX	6	2083	-	-	0/0/0/0	0/0/0/0

Continued on next page...

Continued from previous page...

Mol	Type	Chain	Res	Link	Chirals	Torsions	Rings
87	OHX	6	2084	-	-	0/0/0/0	0/0/0/0
87	OHX	6	2085	-	-	0/0/0/0	0/0/0/0
87	OHX	6	2086	-	-	0/0/0/0	0/0/0/0
87	OHX	6	2087	-	-	0/0/0/0	0/0/0/0
87	OHX	6	2088	-	-	0/0/0/0	0/0/0/0
87	OHX	6	2089	-	-	0/0/0/0	0/0/0/0
87	OHX	6	2090	-	-	0/0/0/0	0/0/0/0
87	OHX	6	2091	-	-	0/0/0/0	0/0/0/0
87	OHX	6	2092	-	-	0/0/0/0	0/0/0/0
87	OHX	6	2093	-	-	0/0/0/0	0/0/0/0
87	OHX	6	2094	-	-	0/0/0/0	0/0/0/0
87	OHX	6	2095	-	-	0/0/0/0	0/0/0/0
87	OHX	6	2096	-	-	0/0/0/0	0/0/0/0
87	OHX	6	2097	-	-	0/0/0/0	0/0/0/0
87	OHX	6	2098	-	-	0/0/0/0	0/0/0/0
87	OHX	6	2099	-	-	0/0/0/0	0/0/0/0
87	OHX	6	2100	-	-	0/0/0/0	0/0/0/0
87	OHX	6	2101	-	-	0/0/0/0	0/0/0/0
87	OHX	6	2102	-	-	0/0/0/0	0/0/0/0
87	OHX	6	2103	-	-	0/0/0/0	0/0/0/0
87	OHX	6	2104	-	-	0/0/0/0	0/0/0/0
87	OHX	6	2105	-	-	0/0/0/0	0/0/0/0
87	OHX	6	2106	-	-	0/0/0/0	0/0/0/0
87	OHX	6	2107	-	-	0/0/0/0	0/0/0/0
87	OHX	6	2108	-	-	0/0/0/0	0/0/0/0
87	OHX	6	2109	-	-	0/0/0/0	0/0/0/0
87	OHX	6	2110	-	-	0/0/0/0	0/0/0/0
87	OHX	6	2111	-	-	0/0/0/0	0/0/0/0
87	OHX	6	2112	-	-	0/0/0/0	0/0/0/0
87	OHX	6	2113	-	-	0/0/0/0	0/0/0/0
87	OHX	6	2114	-	-	0/0/0/0	0/0/0/0
87	OHX	6	2115	-	-	0/0/0/0	0/0/0/0
87	OHX	6	2116	-	-	0/0/0/0	0/0/0/0
87	OHX	6	2117	-	-	0/0/0/0	0/0/0/0
87	OHX	6	2118	-	-	0/0/0/0	0/0/0/0
87	OHX	6	2119	-	-	0/0/0/0	0/0/0/0
87	OHX	6	2120	-	-	0/0/0/0	0/0/0/0
87	OHX	6	2121	-	-	0/0/0/0	0/0/0/0
87	OHX	6	2122	-	-	0/0/0/0	0/0/0/0
87	OHX	6	2123	-	-	0/0/0/0	0/0/0/0
87	OHX	6	2124	-	-	0/0/0/0	0/0/0/0
87	OHX	6	2125	-	-	0/0/0/0	0/0/0/0

Continued on next page...

Continued from previous page...

Mol	Type	Chain	Res	Link	Chirals	Torsions	Rings
87	OHX	6	2126	-	-	0/0/0/0	0/0/0/0
87	OHX	6	2127	-	-	0/0/0/0	0/0/0/0
87	OHX	6	2128	-	-	0/0/0/0	0/0/0/0
87	OHX	6	2129	-	-	0/0/0/0	0/0/0/0
87	OHX	6	2130	-	-	0/0/0/0	0/0/0/0
87	OHX	6	2131	-	-	0/0/0/0	0/0/0/0
87	OHX	6	2132	-	-	0/0/0/0	0/0/0/0
87	OHX	6	2133	-	-	0/0/0/0	0/0/0/0
87	OHX	6	2134	-	-	0/0/0/0	0/0/0/0
87	OHX	6	2135	-	-	0/0/0/0	0/0/0/0
87	OHX	6	2136	-	-	0/0/0/0	0/0/0/0
87	OHX	6	2137	-	-	0/0/0/0	0/0/0/0
87	OHX	6	2138	-	-	0/0/0/0	0/0/0/0
87	OHX	6	2139	-	-	0/0/0/0	0/0/0/0
87	OHX	6	2140	-	-	0/0/0/0	0/0/0/0
87	OHX	6	2141	-	-	0/0/0/0	0/0/0/0
87	OHX	6	2142	-	-	0/0/0/0	0/0/0/0
87	OHX	6	2143	-	-	0/0/0/0	0/0/0/0
87	OHX	6	2144	-	-	0/0/0/0	0/0/0/0
87	OHX	6	2145	-	-	0/0/0/0	0/0/0/0
87	OHX	6	2146	-	-	0/0/0/0	0/0/0/0
87	OHX	6	2147	-	-	0/0/0/0	0/0/0/0
87	OHX	6	2148	-	-	0/0/0/0	0/0/0/0
87	OHX	6	2149	-	-	0/0/0/0	0/0/0/0
87	OHX	6	2150	-	-	0/0/0/0	0/0/0/0
87	OHX	6	2151	-	-	0/0/0/0	0/0/0/0
87	OHX	6	2152	-	-	0/0/0/0	0/0/0/0
87	OHX	6	2153	-	-	0/0/0/0	0/0/0/0
87	OHX	6	2154	-	-	0/0/0/0	0/0/0/0
87	OHX	6	2155	-	-	0/0/0/0	0/0/0/0
87	OHX	6	2156	-	-	0/0/0/0	0/0/0/0
87	OHX	6	2157	-	-	0/0/0/0	0/0/0/0
87	OHX	6	2158	-	-	0/0/0/0	0/0/0/0
87	OHX	6	2159	-	-	0/0/0/0	0/0/0/0
87	OHX	6	2160	-	-	0/0/0/0	0/0/0/0
87	OHX	6	2161	-	-	0/0/0/0	0/0/0/0
87	OHX	6	2162	-	-	0/0/0/0	0/0/0/0
87	OHX	6	2163	-	-	0/0/0/0	0/0/0/0
87	OHX	6	2164	-	-	0/0/0/0	0/0/0/0
87	OHX	6	2165	-	-	0/0/0/0	0/0/0/0
87	OHX	6	2166	-	-	0/0/0/0	0/0/0/0
87	OHX	6	2167	-	-	0/0/0/0	0/0/0/0

Continued on next page...

Continued from previous page...

Mol	Type	Chain	Res	Link	Chirals	Torsions	Rings
87	OHX	6	2168	-	-	0/0/0/0	0/0/0/0
87	OHX	6	2169	-	-	0/0/0/0	0/0/0/0
87	OHX	6	2170	-	-	0/0/0/0	0/0/0/0
87	OHX	6	2171	-	-	0/0/0/0	0/0/0/0
87	OHX	6	2172	-	-	0/0/0/0	0/0/0/0
87	OHX	6	2173	-	-	0/0/0/0	0/0/0/0
87	OHX	6	2174	-	-	0/0/0/0	0/0/0/0
87	OHX	6	2175	-	-	0/0/0/0	0/0/0/0
87	OHX	6	2176	-	-	0/0/0/0	0/0/0/0
87	OHX	6	2177	-	-	0/0/0/0	0/0/0/0
87	OHX	6	2178	-	-	0/0/0/0	0/0/0/0
87	OHX	6	2179	-	-	0/0/0/0	0/0/0/0
87	OHX	6	2180	-	-	0/0/0/0	0/0/0/0
87	OHX	6	2181	-	-	0/0/0/0	0/0/0/0
87	OHX	6	2182	-	-	0/0/0/0	0/0/0/0
87	OHX	6	2183	-	-	0/0/0/0	0/0/0/0
87	OHX	6	2184	-	-	0/0/0/0	0/0/0/0
87	OHX	6	2185	-	-	0/0/0/0	0/0/0/0
87	OHX	6	2186	-	-	0/0/0/0	0/0/0/0
87	OHX	6	2187	-	-	0/0/0/0	0/0/0/0
87	OHX	6	2188	-	-	0/0/0/0	0/0/0/0
87	OHX	6	2189	-	-	0/0/0/0	0/0/0/0
87	OHX	6	2190	-	-	0/0/0/0	0/0/0/0
87	OHX	6	2191	-	-	0/0/0/0	0/0/0/0
87	OHX	6	2192	-	-	0/0/0/0	0/0/0/0
87	OHX	6	2193	-	-	0/0/0/0	0/0/0/0
87	OHX	6	2194	-	-	0/0/0/0	0/0/0/0
87	OHX	6	2195	-	-	0/0/0/0	0/0/0/0
87	OHX	6	2196	-	-	0/0/0/0	0/0/0/0
87	OHX	6	2197	-	-	0/0/0/0	0/0/0/0
87	OHX	6	2198	-	-	0/0/0/0	0/0/0/0
87	OHX	6	2199	-	-	0/0/0/0	0/0/0/0
87	OHX	6	2200	-	-	0/0/0/0	0/0/0/0
87	OHX	6	2201	-	-	0/0/0/0	0/0/0/0
87	OHX	6	2202	-	-	0/0/0/0	0/0/0/0
87	OHX	6	2203	-	-	0/0/0/0	0/0/0/0
87	OHX	6	2204	-	-	0/0/0/0	0/0/0/0
87	OHX	6	2205	-	-	0/0/0/0	0/0/0/0
87	OHX	7	215	-	-	0/0/0/0	0/0/0/0
87	OHX	7	216	-	-	0/0/0/0	0/0/0/0
87	OHX	7	217	-	-	0/0/0/0	0/0/0/0
87	OHX	7	218	-	-	0/0/0/0	0/0/0/0

Continued on next page...

Continued from previous page...

Mol	Type	Chain	Res	Link	Chirals	Torsions	Rings
87	OHX	7	219	-	-	0/0/0/0	0/0/0/0
87	OHX	7	220	-	-	0/0/0/0	0/0/0/0
87	OHX	7	221	-	-	0/0/0/0	0/0/0/0
87	OHX	7	222	-	-	0/0/0/0	0/0/0/0
87	OHX	7	223	-	-	0/0/0/0	0/0/0/0
87	OHX	7	224	-	-	0/0/0/0	0/0/0/0
87	OHX	7	225	-	-	0/0/0/0	0/0/0/0
87	OHX	7	226	-	-	0/0/0/0	0/0/0/0
87	OHX	7	227	-	-	0/0/0/0	0/0/0/0
87	OHX	8	214	-	-	0/0/0/0	0/0/0/0
87	OHX	8	215	-	-	0/0/0/0	0/0/0/0
87	OHX	8	216	-	-	0/0/0/0	0/0/0/0
87	OHX	8	217	-	-	0/0/0/0	0/0/0/0
87	OHX	8	218	-	-	0/0/0/0	0/0/0/0
87	OHX	8	219	-	-	0/0/0/0	0/0/0/0
87	OHX	8	220	-	-	0/0/0/0	0/0/0/0
87	OHX	8	221	-	-	0/0/0/0	0/0/0/0
87	OHX	8	222	-	-	0/0/0/0	0/0/0/0
87	OHX	8	223	-	-	0/0/0/0	0/0/0/0
87	OHX	8	224	-	-	0/0/0/0	0/0/0/0
87	OHX	8	225	-	-	0/0/0/0	0/0/0/0
87	OHX	8	226	-	-	0/0/0/0	0/0/0/0
87	OHX	8	227	-	-	0/0/0/0	0/0/0/0
87	OHX	8	228	-	-	0/0/0/0	0/0/0/0
87	OHX	8	229	-	-	0/0/0/0	0/0/0/0
87	OHX	C3	202	-	-	0/0/0/0	0/0/0/0
87	OHX	C5	201	-	-	0/0/0/0	0/0/0/0
87	OHX	C8	201	-	-	0/0/0/0	0/0/0/0
87	OHX	D3	202	-	-	0/0/0/0	0/0/0/0
87	OHX	D9	102	-	-	0/0/0/0	0/0/0/0
87	OHX	L3	404	-	-	0/0/0/0	0/0/0/0
87	OHX	L3	405	-	-	0/0/0/0	0/0/0/0
87	OHX	L3	406	-	-	0/0/0/0	0/0/0/0
87	OHX	L4	402	-	-	0/0/0/0	0/0/0/0
87	OHX	M0	303	-	-	0/0/0/0	0/0/0/0
87	OHX	M5	303	-	-	0/0/0/0	0/0/0/0
87	OHX	M7	207	-	-	0/0/0/0	0/0/0/0
87	OHX	M7	208	-	-	0/0/0/0	0/0/0/0
87	OHX	M9	202	-	-	0/0/0/0	0/0/0/0
87	OHX	N1	201	-	-	0/0/0/0	0/0/0/0
87	OHX	N9	101	-	-	0/0/0/0	0/0/0/0
87	OHX	O2	201	-	-	0/0/0/0	0/0/0/0

Continued on next page...

Continued from previous page...

Mol	Type	Chain	Res	Link	Chirals	Torsions	Rings
87	OHX	O3	202	-	-	0/0/0/0	0/0/0/0
87	OHX	O7	103	-	-	0/0/0/0	0/0/0/0
87	OHX	O7	104	-	-	0/0/0/0	0/0/0/0
87	OHX	O9	101	-	-	0/0/0/0	0/0/0/0
87	OHX	Q2	503	-	-	0/0/0/0	0/0/0/0
87	OHX	S8	302	-	-	0/0/0/0	0/0/0/0
87	OHX	SR	401	-	-	0/0/0/0	0/0/0/0
87	OHX	c1	202	-	-	0/0/0/0	0/0/0/0
87	OHX	c3	201	-	-	0/0/0/0	0/0/0/0
87	OHX	c5	201	-	-	0/0/0/0	0/0/0/0
87	OHX	c8	203	-	-	0/0/0/0	0/0/0/0
87	OHX	d4	202	-	-	0/0/0/0	0/0/0/0
87	OHX	d9	102	-	-	0/0/0/0	0/0/0/0
87	OHX	l3	402	-	-	0/0/0/0	0/0/0/0
87	OHX	l3	403	-	-	0/0/0/0	0/0/0/0
87	OHX	l3	404	-	-	0/0/0/0	0/0/0/0
87	OHX	l4	403	-	-	0/0/0/0	0/0/0/0
87	OHX	l4	404	-	-	0/0/0/0	0/0/0/0
87	OHX	l5	303	-	-	0/0/0/0	0/0/0/0
87	OHX	l5	304	-	-	0/0/0/0	0/0/0/0
87	OHX	l5	305	-	-	0/0/0/0	0/0/0/0
87	OHX	l9	600	-	-	0/0/0/0	0/0/0/0
87	OHX	m0	301	-	-	0/0/0/0	0/0/0/0
87	OHX	m0	302	-	-	0/0/0/0	0/0/0/0
87	OHX	m1	203	-	-	0/0/0/0	0/0/0/0
87	OHX	m4	201	-	-	0/0/0/0	0/0/0/0
87	OHX	m5	303	-	-	0/0/0/0	0/0/0/0
87	OHX	m6	202	-	-	0/0/0/0	0/0/0/0
87	OHX	m7	205	-	-	0/0/0/0	0/0/0/0
87	OHX	m8	201	-	-	0/0/0/0	0/0/0/0
87	OHX	n3	203	-	-	0/0/0/0	0/0/0/0
87	OHX	n9	101	-	-	0/0/0/0	0/0/0/0
87	OHX	o2	201	-	-	0/0/0/0	0/0/0/0
87	OHX	o3	202	-	-	0/0/0/0	0/0/0/0
87	OHX	o7	103	-	-	0/0/0/0	0/0/0/0
87	OHX	o9	101	-	-	0/0/0/0	0/0/0/0
87	OHX	q2	502	-	-	0/0/0/0	0/0/0/0
87	OHX	s1	302	-	-	0/0/0/0	0/0/0/0
87	OHX	s4	301	-	-	0/0/0/0	0/0/0/0
87	OHX	s8	302	-	-	0/0/0/0	0/0/0/0
87	OHX	s9	201	-	-	0/0/0/0	0/0/0/0
87	OHX	sR	401	-	-	0/0/0/0	0/0/0/0

All (1) bond length outliers are listed below:

Mol	Chain	Res	Type	Atoms	Z	Observed(Å)	Ideal(Å)
89	5	4252	3HE	C5-C7	3.22	1.58	1.53

There are no bond angle outliers.

There are no chirality outliers.

There are no torsion outliers.

There are no ring outliers.

477 monomers are involved in 786 short contacts:

Mol	Chain	Res	Type	Clashes	Symm-Clashes
87	1	3866	OHX	1	0
87	1	3871	OHX	1	0
87	1	3874	OHX	1	0
87	1	3875	OHX	1	0
87	1	3880	OHX	3	0
87	1	3882	OHX	1	0
87	1	3883	OHX	2	0
87	1	3885	OHX	1	0
87	1	3888	OHX	1	0
87	1	3890	OHX	1	0
87	1	3891	OHX	1	0
87	1	3897	OHX	2	0
87	1	3898	OHX	1	0
87	1	3899	OHX	1	0
87	1	3904	OHX	1	0
87	1	3905	OHX	1	0
87	1	3910	OHX	1	0
87	1	3912	OHX	1	0
87	1	3913	OHX	1	0
87	1	3918	OHX	1	0
87	1	3919	OHX	1	0
87	1	3921	OHX	1	0
87	1	3923	OHX	1	0
87	1	3925	OHX	1	0
87	1	3929	OHX	2	0
87	1	3931	OHX	1	0
87	1	3932	OHX	1	0
87	1	3937	OHX	6	0
87	1	3939	OHX	1	0
87	1	3942	OHX	1	0
87	1	3946	OHX	1	0

Continued on next page...

Continued from previous page...

Mol	Chain	Res	Type	Clashes	Symm-Clashes
87	1	3947	OHX	1	0
87	1	3950	OHX	3	0
87	1	3953	OHX	1	0
87	1	3956	OHX	1	0
87	1	3957	OHX	5	0
87	1	3958	OHX	1	0
87	1	3959	OHX	6	0
87	1	3963	OHX	2	0
87	1	3968	OHX	1	0
87	1	3971	OHX	6	0
87	1	3972	OHX	1	0
87	1	3974	OHX	1	0
87	1	3975	OHX	8	0
87	1	3977	OHX	1	0
87	1	3980	OHX	1	0
87	1	3981	OHX	1	0
87	1	3982	OHX	2	0
87	1	3983	OHX	1	0
87	1	3985	OHX	1	0
87	1	3993	OHX	3	0
87	1	3997	OHX	1	0
87	1	4001	OHX	1	0
87	1	4002	OHX	2	0
87	1	4003	OHX	7	0
87	1	4006	OHX	2	0
87	1	4008	OHX	1	0
87	1	4010	OHX	1	0
87	1	4012	OHX	1	0
87	1	4013	OHX	2	0
87	1	4017	OHX	1	0
87	1	4019	OHX	7	0
87	1	4027	OHX	1	0
87	1	4028	OHX	6	0
87	1	4030	OHX	1	0
87	1	4032	OHX	6	0
87	1	4034	OHX	1	0
87	1	4037	OHX	4	0
87	1	4038	OHX	2	0
87	1	4039	OHX	1	0
87	1	4040	OHX	1	0
87	1	4042	OHX	1	0
87	1	4043	OHX	3	0

Continued on next page...

Continued from previous page...

Mol	Chain	Res	Type	Clashes	Symm-Clashes
87	1	4044	OHX	6	0
87	1	4045	OHX	1	0
87	1	4047	OHX	2	0
87	1	4050	OHX	1	0
87	1	4052	OHX	6	0
87	1	4055	OHX	3	0
87	1	4056	OHX	5	0
87	1	4057	OHX	7	0
87	1	4060	OHX	1	0
87	1	4061	OHX	3	0
87	1	4066	OHX	1	0
87	1	4067	OHX	5	0
87	1	4070	OHX	1	0
87	1	4072	OHX	2	0
87	1	4073	OHX	1	0
87	1	4074	OHX	1	0
87	1	4078	OHX	1	0
87	1	4080	OHX	7	0
87	1	4082	OHX	1	0
87	1	4084	OHX	4	0
87	1	4085	OHX	1	0
87	1	4087	OHX	1	0
87	1	4088	OHX	1	0
87	1	4090	OHX	1	0
87	1	4095	OHX	1	0
87	1	4096	OHX	1	0
87	1	4098	OHX	1	0
87	1	4099	OHX	1	0
87	1	4107	OHX	1	0
87	1	4109	OHX	1	0
87	1	4114	OHX	5	0
87	1	4118	OHX	2	0
87	1	4120	OHX	1	0
87	1	4122	OHX	1	0
87	1	4125	OHX	1	0
87	1	4128	OHX	1	0
87	1	4131	OHX	1	0
87	1	4132	OHX	4	0
87	1	4133	OHX	4	0
87	1	4135	OHX	2	0
87	1	4138	OHX	1	0
87	1	4139	OHX	3	0

Continued on next page...

Continued from previous page...

Mol	Chain	Res	Type	Clashes	Symm-Clashes
87	1	4140	OHX	6	0
87	1	4143	OHX	2	0
87	1	4144	OHX	1	0
87	1	4146	OHX	7	0
87	1	4148	OHX	1	0
87	1	4149	OHX	1	0
87	1	4150	OHX	6	0
87	1	4154	OHX	2	0
87	1	4155	OHX	7	0
87	1	4156	OHX	7	0
87	1	4159	OHX	1	0
87	1	4160	OHX	5	0
87	1	4163	OHX	3	0
87	1	4164	OHX	1	0
87	1	4165	OHX	1	0
87	1	4167	OHX	1	0
87	1	4168	OHX	4	0
87	1	4172	OHX	8	0
87	1	4174	OHX	2	0
87	1	4175	OHX	1	0
87	1	4179	OHX	1	0
87	1	4180	OHX	1	0
87	1	4181	OHX	3	0
87	1	4183	OHX	1	0
87	1	4189	OHX	1	0
87	1	4191	OHX	3	0
87	1	4193	OHX	1	0
87	1	4194	OHX	1	0
87	1	4196	OHX	1	0
87	1	4197	OHX	1	0
87	1	4198	OHX	7	0
87	1	4199	OHX	1	0
87	1	4201	OHX	1	0
87	1	4204	OHX	2	0
87	1	4207	OHX	1	0
87	1	4208	OHX	1	0
87	1	4209	OHX	1	0
87	2	2030	OHX	7	0
87	2	2033	OHX	1	0
87	2	2034	OHX	1	0
87	2	2035	OHX	2	0
87	2	2037	OHX	1	0

Continued on next page...

Continued from previous page...

Mol	Chain	Res	Type	Clashes	Symm-Clashes
87	2	2038	OHX	2	0
87	2	2041	OHX	1	0
87	2	2043	OHX	6	0
87	2	2044	OHX	1	0
87	2	2046	OHX	1	0
87	2	2047	OHX	1	0
87	2	2050	OHX	1	0
87	2	2052	OHX	1	0
87	2	2057	OHX	1	0
87	2	2061	OHX	2	0
87	2	2063	OHX	1	0
87	2	2069	OHX	2	0
87	2	2070	OHX	1	0
87	2	2072	OHX	1	0
87	2	2073	OHX	1	0
87	2	2074	OHX	6	0
87	2	2075	OHX	1	0
87	2	2077	OHX	1	0
87	2	2081	OHX	1	0
87	2	2083	OHX	1	0
87	2	2085	OHX	1	0
87	2	2088	OHX	1	0
87	2	2089	OHX	6	0
87	2	2091	OHX	1	0
87	2	2093	OHX	1	0
87	2	2094	OHX	3	0
87	2	2095	OHX	7	0
87	2	2098	OHX	7	0
87	2	2104	OHX	1	0
87	2	2107	OHX	1	0
87	2	2108	OHX	5	0
87	2	2109	OHX	1	0
87	2	2110	OHX	2	0
87	2	2114	OHX	2	0
87	2	2115	OHX	8	0
87	2	2116	OHX	1	0
87	2	2118	OHX	1	0
87	2	2120	OHX	3	0
87	2	2124	OHX	1	0
87	2	2125	OHX	1	0
87	2	2126	OHX	1	0
87	2	2128	OHX	2	0

Continued on next page...

Continued from previous page...

Mol	Chain	Res	Type	Clashes	Symm-Clashes
87	2	2130	OHX	9	0
87	2	2131	OHX	1	0
87	2	2133	OHX	1	0
87	2	2135	OHX	2	0
87	2	2137	OHX	1	0
87	2	2140	OHX	1	0
87	2	2143	OHX	1	0
87	2	2144	OHX	2	0
87	2	2145	OHX	6	0
87	2	2147	OHX	1	0
87	2	2148	OHX	1	0
87	2	2153	OHX	2	0
87	2	2154	OHX	1	0
87	2	2155	OHX	1	0
87	2	2156	OHX	4	0
87	2	2158	OHX	1	0
87	2	2159	OHX	1	0
87	2	2161	OHX	6	0
87	2	2164	OHX	2	0
87	2	2165	OHX	3	0
87	2	2166	OHX	1	0
87	2	2168	OHX	1	0
87	2	2170	OHX	2	0
87	2	2171	OHX	2	0
87	2	2172	OHX	1	0
87	2	2178	OHX	1	0
87	3	216	OHX	1	0
87	3	219	OHX	1	0
87	3	220	OHX	1	0
87	3	222	OHX	2	0
87	3	225	OHX	1	0
87	4	224	OHX	2	0
87	4	226	OHX	1	0
87	4	227	OHX	1	0
87	4	229	OHX	1	0
87	4	233	OHX	3	0
87	5	3900	OHX	1	0
87	5	3906	OHX	1	0
87	5	3907	OHX	2	0
87	5	3910	OHX	1	0
87	5	3916	OHX	1	0
87	5	3917	OHX	1	0

Continued on next page...

Continued from previous page...

Mol	Chain	Res	Type	Clashes	Symm-Clashes
87	5	3918	OHX	1	0
87	5	3923	OHX	1	0
87	5	3925	OHX	2	0
87	5	3933	OHX	1	0
87	5	3940	OHX	1	0
87	5	3943	OHX	7	0
87	5	3946	OHX	1	0
87	5	3949	OHX	1	0
87	5	3951	OHX	1	0
87	5	3954	OHX	1	0
87	5	3955	OHX	1	0
87	5	3957	OHX	1	0
87	5	3958	OHX	2	0
87	5	3960	OHX	1	0
87	5	3961	OHX	1	0
87	5	3963	OHX	5	0
87	5	3967	OHX	1	0
87	5	3970	OHX	1	0
87	5	3973	OHX	2	0
87	5	3974	OHX	5	0
87	5	3979	OHX	8	0
87	5	3984	OHX	1	0
87	5	3985	OHX	1	0
87	5	3987	OHX	1	0
87	5	3992	OHX	2	0
87	5	3996	OHX	1	0
87	5	3997	OHX	1	0
87	5	4001	OHX	4	0
87	5	4002	OHX	7	0
87	5	4003	OHX	3	0
87	5	4004	OHX	1	0
87	5	4012	OHX	6	0
87	5	4015	OHX	1	0
87	5	4018	OHX	1	0
87	5	4021	OHX	6	0
87	5	4023	OHX	1	0
87	5	4024	OHX	3	0
87	5	4025	OHX	2	0
87	5	4027	OHX	1	0
87	5	4030	OHX	1	0
87	5	4031	OHX	1	0
87	5	4032	OHX	1	0

Continued on next page...

Continued from previous page...

Mol	Chain	Res	Type	Clashes	Symm-Clashes
87	5	4034	OHX	6	0
87	5	4035	OHX	5	0
87	5	4036	OHX	1	0
87	5	4040	OHX	1	0
87	5	4047	OHX	1	0
87	5	4050	OHX	1	0
87	5	4052	OHX	1	0
87	5	4053	OHX	1	0
87	5	4055	OHX	2	0
87	5	4056	OHX	6	0
87	5	4060	OHX	1	0
87	5	4063	OHX	1	0
87	5	4066	OHX	1	0
87	5	4067	OHX	7	0
87	5	4068	OHX	1	0
87	5	4069	OHX	2	0
87	5	4073	OHX	1	0
87	5	4075	OHX	1	0
87	5	4077	OHX	3	0
87	5	4080	OHX	1	0
87	5	4081	OHX	1	0
87	5	4082	OHX	6	0
87	5	4089	OHX	1	0
87	5	4090	OHX	8	0
87	5	4091	OHX	3	0
87	5	4092	OHX	1	0
87	5	4093	OHX	4	0
87	5	4094	OHX	1	0
87	5	4096	OHX	1	0
87	5	4097	OHX	2	0
87	5	4099	OHX	1	0
87	5	4102	OHX	2	0
87	5	4105	OHX	2	0
87	5	4106	OHX	1	0
87	5	4109	OHX	2	0
87	5	4110	OHX	1	0
87	5	4111	OHX	1	0
87	5	4113	OHX	1	0
87	5	4117	OHX	1	0
87	5	4118	OHX	4	0
87	5	4119	OHX	1	0
87	5	4120	OHX	2	0

Continued on next page...

Continued from previous page...

Mol	Chain	Res	Type	Clashes	Symm-Clashes
87	5	4129	OHX	1	0
87	5	4130	OHX	1	0
87	5	4131	OHX	1	0
87	5	4132	OHX	1	0
87	5	4133	OHX	1	0
87	5	4137	OHX	2	0
87	5	4138	OHX	2	0
87	5	4142	OHX	1	0
87	5	4143	OHX	6	0
87	5	4144	OHX	2	0
87	5	4147	OHX	1	0
87	5	4153	OHX	1	0
87	5	4154	OHX	1	0
87	5	4159	OHX	2	0
87	5	4160	OHX	1	0
87	5	4162	OHX	2	0
87	5	4163	OHX	1	0
87	5	4168	OHX	1	0
87	5	4172	OHX	1	0
87	5	4178	OHX	2	0
87	5	4179	OHX	1	0
87	5	4180	OHX	1	0
87	5	4181	OHX	1	0
87	5	4184	OHX	1	0
87	5	4185	OHX	1	0
87	5	4187	OHX	1	0
87	5	4188	OHX	1	0
87	5	4189	OHX	3	0
87	5	4191	OHX	3	0
87	5	4192	OHX	7	0
87	5	4193	OHX	1	0
87	5	4194	OHX	1	0
87	5	4195	OHX	1	0
87	5	4197	OHX	1	0
87	5	4198	OHX	9	0
87	5	4199	OHX	7	0
87	5	4200	OHX	7	0
87	5	4201	OHX	2	0
87	5	4203	OHX	5	0
87	5	4205	OHX	1	0
87	5	4208	OHX	1	0
87	5	4213	OHX	2	0

Continued on next page...

Continued from previous page...

Mol	Chain	Res	Type	Clashes	Symm-Clashes
87	5	4216	OHX	8	0
87	5	4222	OHX	1	0
87	5	4223	OHX	2	0
87	5	4225	OHX	2	0
87	5	4226	OHX	1	0
87	5	4227	OHX	1	0
87	5	4228	OHX	1	0
87	5	4231	OHX	2	0
87	5	4233	OHX	6	0
87	5	4235	OHX	2	0
87	5	4236	OHX	1	0
87	5	4239	OHX	1	0
87	5	4242	OHX	6	0
87	5	4243	OHX	1	0
87	5	4247	OHX	1	0
87	5	4248	OHX	2	0
89	5	4252	3HE	2	0
87	6	2055	OHX	1	0
87	6	2061	OHX	6	0
87	6	2062	OHX	1	0
87	6	2063	OHX	1	0
87	6	2064	OHX	1	0
87	6	2067	OHX	1	0
87	6	2068	OHX	1	0
87	6	2072	OHX	1	0
87	6	2075	OHX	3	0
87	6	2076	OHX	1	0
87	6	2079	OHX	1	0
87	6	2084	OHX	1	0
87	6	2085	OHX	1	0
87	6	2088	OHX	1	0
87	6	2094	OHX	1	0
87	6	2095	OHX	1	0
87	6	2097	OHX	1	0
87	6	2098	OHX	2	0
87	6	2100	OHX	1	0
87	6	2102	OHX	2	0
87	6	2104	OHX	1	0
87	6	2107	OHX	1	0
87	6	2109	OHX	1	0
87	6	2110	OHX	1	0
87	6	2111	OHX	1	0

Continued on next page...

Continued from previous page...

Mol	Chain	Res	Type	Clashes	Symm-Clashes
87	6	2113	OHX	2	0
87	6	2114	OHX	1	0
87	6	2116	OHX	2	0
87	6	2119	OHX	1	0
87	6	2121	OHX	2	0
87	6	2122	OHX	8	0
87	6	2123	OHX	1	0
87	6	2125	OHX	1	0
87	6	2126	OHX	1	0
87	6	2127	OHX	4	0
87	6	2129	OHX	4	0
87	6	2131	OHX	2	0
87	6	2137	OHX	2	0
87	6	2139	OHX	1	0
87	6	2143	OHX	1	0
87	6	2145	OHX	1	0
87	6	2147	OHX	1	0
87	6	2148	OHX	7	0
87	6	2150	OHX	1	0
87	6	2151	OHX	1	0
87	6	2152	OHX	1	0
87	6	2155	OHX	3	0
87	6	2157	OHX	1	0
87	6	2158	OHX	1	0
87	6	2160	OHX	4	0
87	6	2161	OHX	1	0
87	6	2163	OHX	1	0
87	6	2164	OHX	1	0
87	6	2171	OHX	1	0
87	6	2172	OHX	9	0
87	6	2176	OHX	1	0
87	6	2177	OHX	1	0
87	6	2179	OHX	1	0
87	6	2181	OHX	1	0
87	6	2183	OHX	2	0
87	6	2184	OHX	1	0
87	6	2189	OHX	2	0
87	6	2190	OHX	3	0
87	6	2191	OHX	1	0
87	6	2197	OHX	1	0
87	6	2205	OHX	1	0
87	7	217	OHX	6	0

Continued on next page...

Continued from previous page...

Mol	Chain	Res	Type	Clashes	Symm-Clashes
87	7	218	OHX	3	0
87	7	220	OHX	1	0
87	7	224	OHX	2	0
87	7	226	OHX	7	0
87	8	214	OHX	1	0
87	8	215	OHX	1	0
87	8	216	OHX	6	0
87	8	217	OHX	1	0
87	8	222	OHX	1	0
87	8	223	OHX	8	0
87	8	224	OHX	6	0
87	8	228	OHX	1	0
87	C5	201	OHX	6	0
87	C8	201	OHX	1	0
87	D9	102	OHX	4	0
87	L3	405	OHX	1	0
87	L4	402	OHX	2	0
87	M7	207	OHX	1	0
87	M7	208	OHX	1	0
87	M9	202	OHX	1	0
87	O3	202	OHX	1	0
87	O7	103	OHX	5	0
87	O7	104	OHX	1	0
87	O9	101	OHX	4	0
87	Q2	503	OHX	2	0
87	S8	302	OHX	1	0

5.7 Other polymers [i](#)

There are no such residues in this entry.

5.8 Polymer linkage issues [i](#)

The following chains have linkage breaks:

Mol	Chain	Number of breaks
34	SR	2

All chain breaks are listed below:

Model	Chain	Residue-1	Atom-1	Residue-2	Atom-2	Distance (Å)
1	SR	161:LYS	C	162:ALA	N	0.76
1	SR	160:GLU	C	161:LYS	N	0.64

6 Fit of model and data

6.1 Protein, DNA and RNA chains

EDS failed to run properly - this section is therefore empty.

6.2 Non-standard residues in protein, DNA, RNA chains

EDS failed to run properly - this section is therefore empty.

6.3 Carbohydrates

EDS failed to run properly - this section is therefore empty.

6.4 Ligands

EDS failed to run properly - this section is therefore empty.

6.5 Other polymers

EDS failed to run properly - this section is therefore empty.