



wwPDB X-ray Structure Validation Summary Report ⓘ

Feb 16, 2017 – 09:32 am GMT

PDB ID : 4U53
Title : Crystal structure of Deoxynivalenol bound to the yeast 80S ribosome
Authors : Garreau de Loubresse, N.; Prokhorova, I.; Yusupova, G.; Yusupov, M.
Deposited on : 2014-07-24
Resolution : 3.30 Å(reported)

This is a wwPDB X-ray Structure Validation Summary Report for a publicly released PDB entry.

We welcome your comments at validation@mail.wwpdb.org

A user guide is available at

<http://wwpdb.org/validation/2016/XrayValidationReportHelp>

with specific help available everywhere you see the ⓘ symbol.

The following versions of software and data (see [references ⓘ](#)) were used in the production of this report:

MolProbity : 4.02b-467
Mogul : 1.7.2 (RC1), CSD as538be (2017)
Xtriage (Phenix) : 1.9-1692
EDS : **FAILED**
Percentile statistics : 20161228.v01 (using entries in the PDB archive December 28th 2016)
Ideal geometry (proteins) : Engh & Huber (2001)
Ideal geometry (DNA, RNA) : Parkinson et al. (1996)
Validation Pipeline (wwPDB-VP) : recalc28986

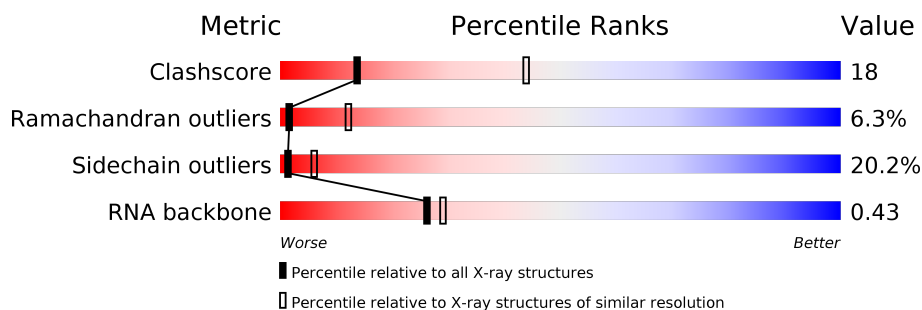
1 Overall quality at a glance

The following experimental techniques were used to determine the structure:

X-RAY DIFFRACTION

The reported resolution of this entry is 3.30 Å.

Percentile scores (ranging between 0-100) for global validation metrics of the entry are shown in the following graphic. The table shows the number of entries on which the scores are based.



Metric	Whole archive (#Entries)	Similar resolution (#Entries, resolution range(Å))
Clashscore	112137	1100 (3.36-3.24)
Ramachandran outliers	110173	1081 (3.36-3.24)
Sidechain outliers	110143	1080 (3.36-3.24)
RNA backbone	2435	1111 (3.80-2.80)

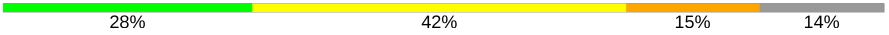





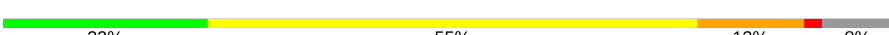




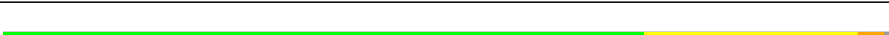



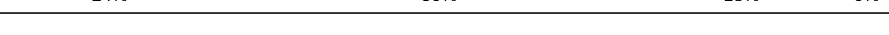

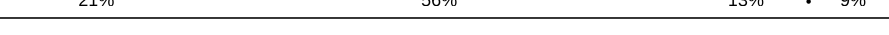







The table below summarises the geometric issues observed across the polymeric chains and their fit to the electron density. The red, orange, yellow and green segments on the lower bar indicate the fraction of residues that contain outliers for ≥ 3 , 2, 1 and 0 types of geometric quality criteria. A grey segment represents the fraction of residues that are not modelled. The numeric value for each fraction is indicated below the corresponding segment, with a dot representing fractions $\leq 5\%$. The upper red bar (where present) indicates the fraction of residues that have poor fit to the electron density. The numeric value is given above the bar.

Note EDS failed to run properly.

Mol	Chain	Length	Quality of chain
1	2	1800	
1	6	1800	
2	S0	251	
2	s0	251	
3	S1	254	
3	s1	254	


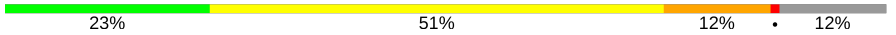

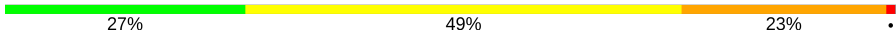

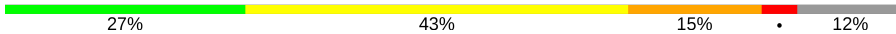

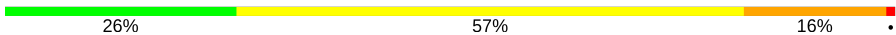

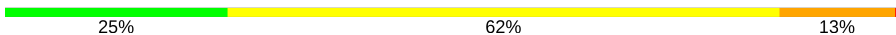

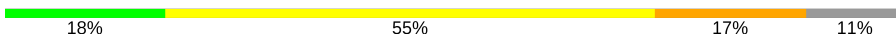

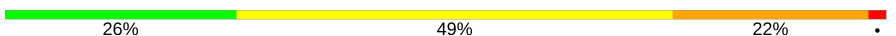











Continued on next page...

Continued from previous page...

Mol	Chain	Length	Quality of chain
4	S2	253	
4	s2	253	
5	S3	239	
5	s3	239	
6	S4	260	
6	s4	260	
7	S5	224	
7	s5	224	
8	S6	236	
8	s6	236	
9	S7	189	
9	s7	189	
10	S8	200	
10	s8	200	
11	S9	196	
11	s9	196	
12	C0	105	
12	c0	105	
13	C1	155	
13	c1	155	
14	C2	142	
14	c2	142	
15	C3	150	
15	c3	150	
16	C4	136	



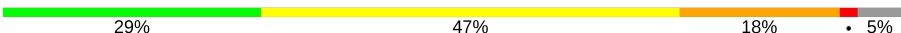



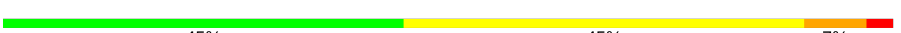










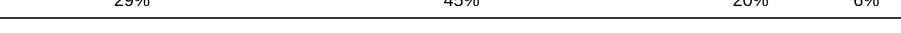
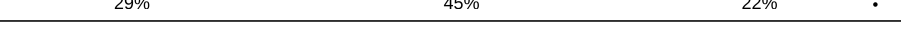
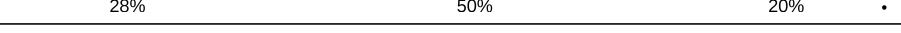





Continued on next page...

Continued from previous page...

Mol	Chain	Length	Quality of chain
16	c4	136	
17	C5	141	
17	c5	141	
18	C6	142	
18	c6	142	
19	C7	136	
19	c7	136	
20	C8	145	
20	c8	145	
21	C9	143	
21	c9	143	
22	D0	120	
22	d0	120	
23	D1	87	
23	d1	87	
24	D2	129	
24	d2	129	
25	D3	144	
25	d3	144	
26	D4	134	
26	d4	134	
27	D5	107	
27	d5	107	
28	D6	97	
28	d6	97	



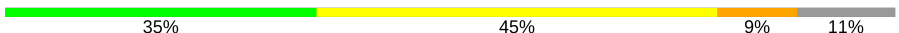



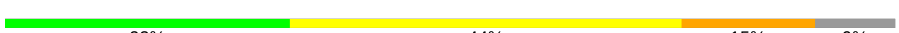


















Continued on next page...

Continued from previous page...

Mol	Chain	Length	Quality of chain
29	D7	81	
29	d7	81	
30	D8	66	
30	d8	66	
31	D9	55	
31	d9	55	
32	E0	60	
33	E1	76	
33	e1	76	
34	SR	318	
34	sR	318	
35	SM	273	
35	sM	273	
36	1	3396	
36	5	3396	
37	3	121	
37	7	121	
38	4	158	
38	8	158	
39	L2	253	
39	l2	253	
40	L3	386	
40	l3	386	
41	L4	361	
41	l4	361	




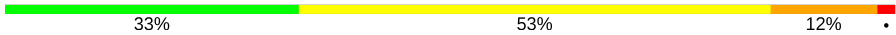



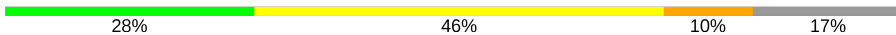

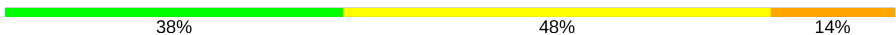

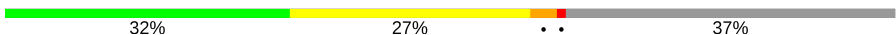













Continued on next page...

Continued from previous page...

Mol	Chain	Length	Quality of chain
42	L5	296	
42	l5	296	
43	L6	175	
43	l6	175	
44	L7	243	
44	l7	243	
45	L8	255	
45	l8	255	
46	L9	191	
46	l9	191	
47	M0	220	
47	m0	220	
48	M1	173	
48	m1	173	
49	M3	198	
49	m3	198	
50	M4	137	
50	m4	137	
51	M5	203	
51	m5	203	
52	M6	198	
52	m6	198	
53	M7	183	
53	m7	183	
54	M8	185	



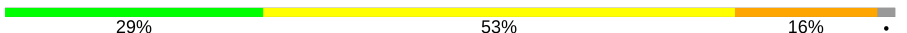



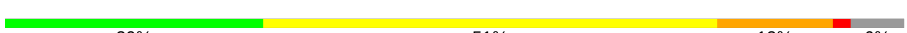








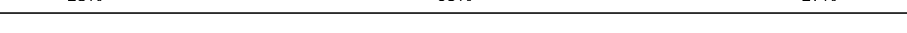









Continued on next page...

Continued from previous page...

Mol	Chain	Length	Quality of chain
54	m8	185	
55	M9	188	
55	m9	188	
56	N0	172	
56	n0	172	
57	N1	159	
57	n1	159	
58	N2	120	
58	n2	120	
59	N3	136	
59	n3	136	
60	N4	155	
60	n4	155	
61	N5	141	
61	n5	141	
62	N6	126	
62	n6	126	
63	N7	135	
63	n7	135	
64	N8	148	
64	n8	148	
65	N9	58	
65	n9	58	
66	O0	104	
66	o0	104	




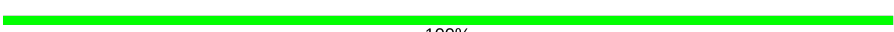

Continued on next page...

Continued from previous page...

Mol	Chain	Length	Quality of chain
67	O1	112	
67	o1	112	
68	O2	129	
68	o2	129	
69	O3	106	
69	o3	106	
70	O4	119	
70	o4	119	
71	O5	119	
71	o5	119	
72	O6	99	
72	o6	99	
73	O7	87	
73	o7	87	
74	O8	77	
74	o8	77	
75	O9	50	
75	o9	50	
76	Q0	52	
76	q0	52	
77	Q1	25	
77	q1	25	
78	Q2	105	
78	q2	105	
79	Q3	91	

Continued on next page...

Continued from previous page...

Mol	Chain	Length	Quality of chain
79	q3	91	 79% 20%
80	e0	62	 71% 27%
81	m2	160	 93% 6%
82	p0	311	 38% 8% 54%
83	p1	47	 100%
84	p2	46	 100%

The following table lists non-polymeric compounds, carbohydrate monomers and non-standard residues in protein, DNA, RNA chains that are outliers for geometric or electron-density-fit criteria:

Mol	Type	Chain	Res	Chirality	Geometry	Clashes	Electron density
86	OHX	1	3959	-	-	X	-
86	OHX	1	3961	-	-	X	-
86	OHX	1	3972	-	-	X	-
86	OHX	1	4004	-	-	X	-
86	OHX	1	4032	-	-	X	-
86	OHX	1	4045	-	-	X	-
86	OHX	1	4056	-	-	X	-
86	OHX	1	4057	-	-	X	-
86	OHX	1	4132	-	-	X	-
86	OHX	1	4140	-	-	X	-
86	OHX	1	4156	-	-	X	-
86	OHX	1	4163	-	-	X	-
86	OHX	1	4172	-	-	X	-
86	OHX	1	4180	-	-	X	-
86	OHX	1	4197	-	-	X	-
86	OHX	2	2031	-	-	X	-
86	OHX	2	2044	-	-	X	-
86	OHX	2	2090	-	-	X	-
86	OHX	2	2099	-	-	X	-
86	OHX	2	2131	-	-	X	-
86	OHX	2	2146	-	-	X	-
86	OHX	5	3936	-	-	X	-
86	OHX	5	3955	-	-	X	-
86	OHX	5	3966	-	-	X	-
86	OHX	5	3971	-	-	X	-
86	OHX	5	3995	-	-	X	-
86	OHX	5	3996	-	-	X	-

Continued on next page...

Continued from previous page...

Mol	Type	Chain	Res	Chirality	Geometry	Clashes	Electron density
86	OHX	5	4005	-	-	X	-
86	OHX	5	4015	-	-	X	-
86	OHX	5	4060	-	-	X	-
86	OHX	5	4084	-	-	X	-
86	OHX	5	4096	-	-	X	-
86	OHX	5	4137	-	-	X	-
86	OHX	5	4193	-	-	X	-
86	OHX	5	4195	-	-	X	-
86	OHX	5	4211	-	-	X	-
86	OHX	5	4228	-	-	X	-
86	OHX	5	4236	-	-	X	-
86	OHX	6	2058	-	-	X	-
86	OHX	6	2118	-	-	X	-
86	OHX	6	2124	-	-	X	-
86	OHX	6	2145	-	-	X	-
86	OHX	6	2170	-	-	X	-
86	OHX	6	2182	-	-	X	-
86	OHX	6	2189	-	-	X	-
86	OHX	8	218	-	-	X	-
86	OHX	8	226	-	-	X	-
86	OHX	O1	201	-	-	X	-
86	OHX	Q2	502	-	-	X	-

2 Entry composition

There are 88 unique types of molecules in this entry. The entry contains 411183 atoms, of which 0 are hydrogens and 0 are deuteriums.

In the tables below, the ZeroOcc column contains the number of atoms modelled with zero occupancy, the AltConf column contains the number of residues with at least one atom in alternate conformation and the Trace column contains the number of residues modelled with at most 2 atoms.

- Molecule 1 is a RNA chain called 18S ribosomal RNA.

Mol	Chain	Residues	Atoms					ZeroOcc	AltConf	Trace
1	2	1750	Total	C	N	O	P	0	0	0
			37283	16668	6591	12274	1750			
1	6	1795	Total	C	N	O	P	0	0	0
			38238	17095	6758	12590	1795			

- Molecule 2 is a protein called 40S ribosomal protein S0-A.

Mol	Chain	Residues	Atoms					ZeroOcc	AltConf	Trace
2	S0	206	Total	C	N	O	S	0	0	0
			1577	1014	278	283	2			
2	s0	206	Total	C	N	O	S	0	0	0
			1583	1017	281	283	2			

- Molecule 3 is a protein called 40S ribosomal protein S1-A.

Mol	Chain	Residues	Atoms					ZeroOcc	AltConf	Trace
3	S1	214	Total	C	N	O	S	0	0	0
			1709	1084	310	311	4			
3	s1	216	Total	C	N	O	S	0	0	0
			1722	1091	312	315	4			

- Molecule 4 is a protein called 40S ribosomal protein S2.

Mol	Chain	Residues	Atoms					ZeroOcc	AltConf	Trace
4	S2	217	Total	C	N	O	S	0	0	0
			1635	1047	289	297	2			
4	s2	217	Total	C	N	O	S	0	0	0
			1635	1047	289	297	2			

- Molecule 5 is a protein called 40S ribosomal protein S3.

Mol	Chain	Residues	Atoms					ZeroOcc	AltConf	Trace
5	S3	223	Total	C	N	O	S	0	0	0
			1734	1101	313	314	6			
5	s3	223	Total	C	N	O	S	0	0	0
			1734	1101	313	314	6			

- Molecule 6 is a protein called 40S ribosomal protein S4-A.

Mol	Chain	Residues	Atoms					ZeroOcc	AltConf	Trace
6	S4	260	Total	C	N	O	S	0	0	0
			2068	1316	389	360	3			
6	s4	260	Total	C	N	O	S	0	0	0
			2068	1316	389	360	3			

- Molecule 7 is a protein called 40S ribosomal protein S5.

Mol	Chain	Residues	Atoms					ZeroOcc	AltConf	Trace
7	S5	206	Total	C	N	O	S	0	0	0
			1609	1007	300	299	3			
7	s5	206	Total	C	N	O	S	0	0	0
			1609	1007	300	299	3			

- Molecule 8 is a protein called 40S ribosomal protein S6-A.

Mol	Chain	Residues	Atoms					ZeroOcc	AltConf	Trace
8	S6	226	Total	C	N	O	S	0	0	0
			1799	1129	346	321	3			
8	s6	218	Total	C	N	O	S	0	0	0
			1755	1102	337	313	3			

- Molecule 9 is a protein called 40S ribosomal protein S7-A.

Mol	Chain	Residues	Atoms					ZeroOcc	AltConf	Trace
9	S7	184	Total	C	N	O		0	0	0
			1481	951	265	265				
9	s7	186	Total	C	N	O		0	0	0
			1491	957	267	267				

- Molecule 10 is a protein called 40S ribosomal protein S8-A.

Mol	Chain	Residues	Atoms					ZeroOcc	AltConf	Trace
10	S8	188	Total	C	N	O	S	0	0	0
			1489	925	298	264	2			

Continued on next page...

Continued from previous page...

Mol	Chain	Residues	Atoms					ZeroOcc	AltConf	Trace
10	s8	188	Total	C	N	O	S	0	0	0
			1489	925	298	264	2			

- Molecule 11 is a protein called 40S ribosomal protein S9-A.

Mol	Chain	Residues	Atoms					ZeroOcc	AltConf	Trace
11	S9	185	Total	C	N	O	S	0	0	0
			1494	943	289	261	1			
11	s9	185	Total	C	N	O	S	0	0	0
			1494	943	289	261	1			

- Molecule 12 is a protein called 40S ribosomal protein S10-A.

Mol	Chain	Residues	Atoms					ZeroOcc	AltConf	Trace
12	C0	96	Total	C	N	O	S	0	0	0
			773	500	126	145	2			
12	c0	96	Total	C	N	O	S	0	0	0
			762	491	125	144	2			

There are 2 discrepancies between the modelled and reference sequences:

Chain	Residue	Modelled	Actual	Comment	Reference
C0	89	ALA	GLY	conflict	UNP Q08745
c0	89	ALA	GLY	conflict	UNP Q08745

- Molecule 13 is a protein called 40S ribosomal protein S11-A.

Mol	Chain	Residues	Atoms					ZeroOcc	AltConf	Trace
13	C1	155	Total	C	N	O	S	0	0	0
			1214	775	230	206	3			
13	c1	146	Total	C	N	O	S	0	0	0
			1168	747	221	197	3			

There are 2 discrepancies between the modelled and reference sequences:

Chain	Residue	Modelled	Actual	Comment	Reference
C1	147	ALA	GLY	conflict	UNP P0CX47
c1	147	ALA	GLY	conflict	UNP P0CX47

- Molecule 14 is a protein called 40S ribosomal protein S12.

Mol	Chain	Residues	Atoms					ZeroOcc	AltConf	Trace
14	C2	124	Total	C	N	O	S	0	0	0
			892	562	156	172	2			
14	c2	124	Total	C	N	O	S	0	0	0
			892	562	156	172	2			

There are 4 discrepancies between the modelled and reference sequences:

Chain	Residue	Modelled	Actual	Comment	Reference
C2	104	ALA	GLY	conflict	UNP P48589
C2	110	ALA	GLY	conflict	UNP P48589
c2	104	ALA	GLY	conflict	UNP P48589
c2	110	ALA	GLY	conflict	UNP P48589

- Molecule 15 is a protein called 40S ribosomal protein S13.

Mol	Chain	Residues	Atoms					ZeroOcc	AltConf	Trace
15	C3	150	Total	C	N	O	S	0	0	0
			1192	759	224	207	2			
15	c3	150	Total	C	N	O	S	0	0	0
			1192	759	224	207	2			

- Molecule 16 is a protein called 40S ribosomal protein S14-A.

Mol	Chain	Residues	Atoms					ZeroOcc	AltConf	Trace
16	C4	127	Total	C	N	O	S	0	0	0
			891	545	182	163	1			
16	c4	128	Total	C	N	O	S	0	0	0
			949	582	188	176	3			

- Molecule 17 is a protein called 40S ribosomal protein S15.

Mol	Chain	Residues	Atoms					ZeroOcc	AltConf	Trace
17	C5	124	Total	C	N	O	S	0	0	0
			977	622	182	166	7			
17	c5	135	Total	C	N	O	S	0	0	0
			1039	658	196	178	7			

- Molecule 18 is a protein called 40S ribosomal protein S16-A.

Mol	Chain	Residues	Atoms					ZeroOcc	AltConf	Trace
18	C6	141	Total	C	N	O		0	0	0
			1105	708	203	194				

Continued on next page...

Continued from previous page...

Mol	Chain	Residues	Atoms				ZeroOcc	AltConf	Trace
18	c6	142	Total	C	N	O	0	0	0
			1111	711	204	196			

- Molecule 19 is a protein called 40S ribosomal protein S17-A.

Mol	Chain	Residues	Atoms					ZeroOcc	AltConf	Trace
19	C7	120	Total	C	N	O	S	0	0	0
			926	577	177	170	2			
19	c7	117	Total	C	N	O	S	0	0	0
			906	563	174	167	2			

- Molecule 20 is a protein called 40S ribosomal protein S18-A.

Mol	Chain	Residues	Atoms					ZeroOcc	AltConf	Trace
20	C8	145	Total	C	N	O	S	0	0	0
			1192	743	237	210	2			
20	c8	145	Total	C	N	O	S	0	0	0
			1192	743	237	210	2			

- Molecule 21 is a protein called 40S ribosomal protein S19-A.

Mol	Chain	Residues	Atoms					ZeroOcc	AltConf	Trace
21	C9	143	Total	C	N	O	S	0	0	0
			1112	694	208	208	2			
21	c9	143	Total	C	N	O	S	0	0	0
			1112	694	208	208	2			

- Molecule 22 is a protein called 40S ribosomal protein S20.

Mol	Chain	Residues	Atoms					ZeroOcc	AltConf	Trace
22	D0	107	Total	C	N	O	S	0	0	0
			855	539	156	159	1			
22	d0	110	Total	C	N	O	S	0	0	0
			882	554	161	166	1			

- Molecule 23 is a protein called 40S ribosomal protein S21-A.

Mol	Chain	Residues	Atoms					ZeroOcc	AltConf	Trace
23	D1	87	Total	C	N	O	S	0	0	0
			684	420	125	137	2			
23	d1	87	Total	C	N	O	S	0	0	0
			684	420	125	137	2			

- Molecule 24 is a protein called 40S ribosomal protein S22-A.

Mol	Chain	Residues	Atoms					ZeroOcc	AltConf	Trace
24	D2	129	Total	C	N	O	S	0	0	0
			1021	650	188	180	3			
24	d2	129	Total	C	N	O	S	0	0	0
			1021	650	188	180	3			

- Molecule 25 is a protein called 40S ribosomal protein S23-A.

Mol	Chain	Residues	Atoms					ZeroOcc	AltConf	Trace
25	D3	144	Total	C	N	O	S	0	0	0
			1121	708	220	191	2			
25	d3	144	Total	C	N	O	S	0	0	0
			1121	708	220	191	2			

- Molecule 26 is a protein called 40S ribosomal protein S24-A.

Mol	Chain	Residues	Atoms				ZeroOcc	AltConf	Trace
26	D4	134	Total	C	N	O	0	0	0
			1073	676	208	189			
26	d4	134	Total	C	N	O	0	0	0
			1073	676	208	189			

- Molecule 27 is a protein called 40S ribosomal protein S25-A.

Mol	Chain	Residues	Atoms				ZeroOcc	AltConf	Trace
27	D5	70	Total	C	N	O	0	0	0
			563	360	104	99			
27	d5	69	Total	C	N	O	0	0	0
			558	357	103	98			

- Molecule 28 is a protein called 40S ribosomal protein S26-B.

Mol	Chain	Residues	Atoms					ZeroOcc	AltConf	Trace
28	D6	97	Total	C	N	O	S	0	0	0
			769	475	160	129	5			
28	d6	97	Total	C	N	O	S	0	0	0
			769	475	160	129	5			

- Molecule 29 is a protein called 40S ribosomal protein S27-A.

Mol	Chain	Residues	Atoms					ZeroOcc	AltConf	Trace
29	D7	81	Total	C	N	O	S	0	0	0
			610	382	110	113	5			
29	d7	81	Total	C	N	O	S	0	0	0
			610	382	110	113	5			

- Molecule 30 is a protein called 40S ribosomal protein S28-A.

Mol	Chain	Residues	Atoms					ZeroOcc	AltConf	Trace
30	D8	63	Total	C	N	O	S	0	0	0
			497	306	99	91	1			
30	d8	63	Total	C	N	O	S	0	0	0
			497	306	99	91	1			

- Molecule 31 is a protein called 40S ribosomal protein S29-A.

Mol	Chain	Residues	Atoms					ZeroOcc	AltConf	Trace
31	D9	53	Total	C	N	O	S	0	0	0
			442	274	92	72	4			
31	d9	53	Total	C	N	O	S	0	0	0
			442	274	92	72	4			

- Molecule 32 is a protein called 40S ribosomal protein S30-A.

Mol	Chain	Residues	Atoms					ZeroOcc	AltConf	Trace
32	E0	60	Total	C	N	O	S	0	0	0
			475	299	98	77	1			

- Molecule 33 is a protein called Ubiquitin-40S ribosomal protein S31.

Mol	Chain	Residues	Atoms					ZeroOcc	AltConf	Trace
33	E1	71	Total	C	N	O	S	0	0	0
			566	362	106	94	4			
33	e1	76	Total	C	N	O	S	0	0	0
			608	388	117	99	4			

- Molecule 34 is a protein called Guanine nucleotide-binding protein subunit beta-like protein.

Mol	Chain	Residues	Atoms					ZeroOcc	AltConf	Trace
34	SR	318	Total	C	N	O	S	0	0	0
			2441	1544	419	470	8			
34	sR	318	Total	C	N	O	S	0	0	0
			2442	1544	418	472	8			

- Molecule 35 is a protein called Suppressor protein STM1.

Mol	Chain	Residues	Atoms				ZeroOcc	AltConf	Trace
35	SM	159	Total	C	N	O	0	0	0
			1104	652	221	231			
35	sM	104	Total	C	N	O	0	0	0
			680	403	140	137			

- Molecule 36 is a RNA chain called 25S ribosomal RNA.

Mol	Chain	Residues	Atoms					ZeroOcc	AltConf	Trace
36	1	3149	Total	C	N	O	P	0	0	0
			67355	30086	12142	21978	3149			
36	5	3150	Total	C	N	O	P	0	0	0
			67376	30095	12145	21987	3149			

- Molecule 37 is a RNA chain called 5S ribosomal RNA.

Mol	Chain	Residues	Atoms					ZeroOcc	AltConf	Trace
37	3	121	Total	C	N	O	P	0	0	0
			2579	1152	461	845	121			
37	7	121	Total	C	N	O	P	0	0	0
			2579	1152	461	845	121			

- Molecule 38 is a RNA chain called 5.8S ribosomal RNA.

Mol	Chain	Residues	Atoms					ZeroOcc	AltConf	Trace
38	4	158	Total	C	N	O	P	0	0	0
			3353	1500	586	1109	158			
38	8	158	Total	C	N	O	P	0	0	0
			3353	1500	586	1109	158			

- Molecule 39 is a protein called 60S ribosomal protein L2-A.

Mol	Chain	Residues	Atoms					ZeroOcc	AltConf	Trace
39	L2	252	Total	C	N	O	S	0	0	0
			1914	1191	388	334	1			
39	l2	252	Total	C	N	O	S	0	0	0
			1912	1190	388	333	1			

- Molecule 40 is a protein called 60S ribosomal protein L3.

Mol	Chain	Residues	Atoms					ZeroOcc	AltConf	Trace
40	L3	386	Total	C	N	O	S	0	0	0
			3075	1950	584	533	8			
40	l3	386	Total	C	N	O	S	0	0	0
			3075	1950	584	533	8			

- Molecule 41 is a protein called 60S ribosomal protein L4-A.

Mol	Chain	Residues	Atoms					ZeroOcc	AltConf	Trace
41	L4	361	Total	C	N	O	S	0	0	0
			2748	1729	522	494	3			
41	l4	361	Total	C	N	O	S	0	0	0
			2748	1729	522	494	3			

- Molecule 42 is a protein called 60S ribosomal protein L5.

Mol	Chain	Residues	Atoms					ZeroOcc	AltConf	Trace
42	L5	296	Total	C	N	O	S	0	0	0
			2375	1501	414	458	2			
42	l5	294	Total	C	N	O	S	0	0	0
			2359	1489	412	456	2			

- Molecule 43 is a protein called 60S ribosomal protein L6-A.

Mol	Chain	Residues	Atoms					ZeroOcc	AltConf	Trace
43	L6	156	Total	C	N	O	S	0	0	0
			1239	800	222	216	1			
43	l6	157	Total	C	N	O	S	0	0	0
			1248	806	224	217	1			

- Molecule 44 is a protein called 60S ribosomal protein L7-A.

Mol	Chain	Residues	Atoms					ZeroOcc	AltConf	Trace
44	L7	222	Total	C	N	O	S	0	0	0
			1784	1151	324	308	1			
44	l7	223	Total	C	N	O	S	0	0	0
			1791	1155	325	310	1			

- Molecule 45 is a protein called 60S ribosomal protein L8-A.

Mol	Chain	Residues	Atoms					ZeroOcc	AltConf	Trace
45	L8	233	Total	C	N	O	S	0	0	0
			1804	1151	323	327	3			

Continued on next page...

Continued from previous page...

Mol	Chain	Residues	Atoms					ZeroOcc	AltConf	Trace
45	l8	231	Total	C	N	O	S	0	0	0
			1763	1130	316	314	3			

- Molecule 46 is a protein called 60S ribosomal protein L9-A.

Mol	Chain	Residues	Atoms					ZeroOcc	AltConf	Trace
46	L9	191	Total	C	N	O	S	0	0	0
			1518	963	274	277	4			
46	l9	191	Total	C	N	O	S	0	0	0
			1518	963	274	277	4			

- Molecule 47 is a protein called 60S ribosomal protein L10.

Mol	Chain	Residues	Atoms					ZeroOcc	AltConf	Trace
47	M0	211	Total	C	N	O	S	0	0	0
			1705	1083	322	294	6			
47	m0	213	Total	C	N	O	S	0	0	0
			1722	1094	325	297	6			

- Molecule 48 is a protein called 60S ribosomal protein L11-B.

Mol	Chain	Residues	Atoms					ZeroOcc	AltConf	Trace
48	M1	169	Total	C	N	O	S	0	0	0
			1353	847	253	249	4			
48	m1	169	Total	C	N	O	S	0	0	0
			1353	847	253	249	4			

- Molecule 49 is a protein called 60S ribosomal protein L13-A.

Mol	Chain	Residues	Atoms				ZeroOcc	AltConf	Trace
49	M3	193	Total	C	N	O	0	0	0
			1543	962	315	266			
49	m3	194	Total	C	N	O	0	0	0
			1548	965	316	267			

- Molecule 50 is a protein called 60S ribosomal protein L14-A.

Mol	Chain	Residues	Atoms				ZeroOcc	AltConf	Trace
50	M4	136	Total	C	N	O	0	0	0
			1053	675	199	177			
50	m4	137	Total	C	N	O	0	0	0
			1059	678	200	179			

- Molecule 51 is a protein called 60S ribosomal protein L15-A.

Mol	Chain	Residues	Atoms					ZeroOcc	AltConf	Trace
51	M5	203	Total	C	N	O	S	0	0	0
			1720	1077	361	281	1			
51	m5	203	Total	C	N	O	S	0	0	0
			1720	1077	361	281	1			

- Molecule 52 is a protein called 60S ribosomal protein L16-A.

Mol	Chain	Residues	Atoms					ZeroOcc	AltConf	Trace
52	M6	197	Total	C	N	O	S	0	0	0
			1555	1003	289	262	1			
52	m6	197	Total	C	N	O	S	0	0	0
			1555	1003	289	262	1			

- Molecule 53 is a protein called 60S ribosomal protein L17-A.

Mol	Chain	Residues	Atoms				ZeroOcc	AltConf	Trace
53	M7	183	Total	C	N	O	0	0	0
			1420	882	281	257			
53	m7	155	Total	C	N	O	0	0	0
			1227	764	238	225			

- Molecule 54 is a protein called 60S ribosomal protein L18-A.

Mol	Chain	Residues	Atoms					ZeroOcc	AltConf	Trace
54	M8	185	Total	C	N	O	S	0	0	0
			1441	908	290	241	2			
54	m8	185	Total	C	N	O	S	0	0	0
			1441	908	290	241	2			

- Molecule 55 is a protein called 60S ribosomal protein L19-A.

Mol	Chain	Residues	Atoms				ZeroOcc	AltConf	Trace
55	M9	188	Total	C	N	O	0	0	0
			1521	935	326	260			
55	m9	188	Total	C	N	O	0	0	0
			1521	935	326	260			

- Molecule 56 is a protein called 60S ribosomal protein L20-A.

Mol	Chain	Residues	Atoms					ZeroOcc	AltConf	Trace
56	N0	172	Total	C	N	O	S	0	0	0
			1445	930	267	244	4			
56	n0	172	Total	C	N	O	S	0	0	0
			1445	930	267	244	4			

- Molecule 57 is a protein called 60S ribosomal protein L21-A.

Mol	Chain	Residues	Atoms					ZeroOcc	AltConf	Trace
57	N1	159	Total	C	N	O	S	0	0	0
			1276	805	246	221	4			
57	n1	159	Total	C	N	O	S	0	0	0
			1276	805	246	221	4			

- Molecule 58 is a protein called 60S ribosomal protein L22-A.

Mol	Chain	Residues	Atoms					ZeroOcc	AltConf	Trace
58	N2	100	Total	C	N	O		0	0	0
			796	516	131	149				
58	n2	98	Total	C	N	O		0	0	0
			778	505	127	146				

- Molecule 59 is a protein called 60S ribosomal protein L23-A.

Mol	Chain	Residues	Atoms					ZeroOcc	AltConf	Trace
59	N3	136	Total	C	N	O	S	0	0	0
			1003	628	189	179	7			
59	n3	136	Total	C	N	O	S	0	0	0
			1003	628	189	179	7			

- Molecule 60 is a protein called 60S ribosomal protein L24-A.

Mol	Chain	Residues	Atoms					ZeroOcc	AltConf	Trace
60	N4	98	Total	C	N	O	S	0	0	0
			699	443	137	118	1			
60	n4	135	Total	C	N	O	S	0	0	0
			1038	651	206	180	1			

- Molecule 61 is a protein called 60S ribosomal protein L25.

Mol	Chain	Residues	Atoms					ZeroOcc	AltConf	Trace
61	N5	121	Total	C	N	O	S	0	0	0
			964	620	169	173	2			

Continued on next page...

Continued from previous page...

Mol	Chain	Residues	Atoms					ZeroOcc	AltConf	Trace
61	n5	120	Total	C	N	O	S	0	0	0
			959	617	168	172	2			

- Molecule 62 is a protein called 60S ribosomal protein L26-A.

Mol	Chain	Residues	Atoms					ZeroOcc	AltConf	Trace
62	N6	126	Total	C	N	O		0	0	0
			993	625	192	176				
62	n6	126	Total	C	N	O		0	0	0
			993	625	192	176				

- Molecule 63 is a protein called 60S ribosomal protein L27-A.

Mol	Chain	Residues	Atoms					ZeroOcc	AltConf	Trace
63	N7	135	Total	C	N	O		0	0	0
			1092	710	202	180				
63	n7	135	Total	C	N	O		0	0	0
			1092	710	202	180				

- Molecule 64 is a protein called 60S ribosomal protein L28.

Mol	Chain	Residues	Atoms					ZeroOcc	AltConf	Trace
64	N8	148	Total	C	N	O	S	0	0	0
			1173	749	231	190	3			
64	n8	148	Total	C	N	O	S	0	0	0
			1173	749	231	190	3			

- Molecule 65 is a protein called 60S ribosomal protein L29.

Mol	Chain	Residues	Atoms					ZeroOcc	AltConf	Trace
65	N9	58	Total	C	N	O		0	0	0
			462	289	100	73				
65	n9	58	Total	C	N	O		0	0	0
			462	289	100	73				

- Molecule 66 is a protein called 60S ribosomal protein L30.

Mol	Chain	Residues	Atoms					ZeroOcc	AltConf	Trace
66	O0	97	Total	C	N	O	S	0	0	0
			743	479	124	139	1			
66	o0	100	Total	C	N	O	S	0	0	0
			767	492	128	146	1			

- Molecule 67 is a protein called 60S ribosomal protein L31-A.

Mol	Chain	Residues	Atoms					ZeroOcc	AltConf	Trace
67	O1	109	Total	C	N	O	S	0	0	0
			876	556	167	152	1			
67	o1	109	Total	C	N	O	S	0	0	0
			883	559	167	156	1			

- Molecule 68 is a protein called 60S ribosomal protein L32.

Mol	Chain	Residues	Atoms					ZeroOcc	AltConf	Trace
68	O2	127	Total	C	N	O	S	0	0	0
			1020	647	205	167	1			
68	o2	127	Total	C	N	O	S	0	0	0
			1020	647	205	167	1			

- Molecule 69 is a protein called 60S ribosomal protein L33-A.

Mol	Chain	Residues	Atoms					ZeroOcc	AltConf	Trace
69	O3	106	Total	C	N	O	S	0	0	0
			850	540	165	144	1			
69	o3	106	Total	C	N	O	S	0	0	0
			850	540	165	144	1			

- Molecule 70 is a protein called 60S ribosomal protein L34-A.

Mol	Chain	Residues	Atoms					ZeroOcc	AltConf	Trace
70	O4	112	Total	C	N	O	S	0	0	0
			880	545	179	152	4			
70	o4	112	Total	C	N	O	S	0	0	0
			880	545	179	152	4			

- Molecule 71 is a protein called 60S ribosomal protein L35-A.

Mol	Chain	Residues	Atoms					ZeroOcc	AltConf	Trace
71	O5	119	Total	C	N	O	S	0	0	0
			969	615	186	167	1			
71	o5	119	Total	C	N	O	S	0	0	0
			965	612	185	167	1			

- Molecule 72 is a protein called 60S ribosomal protein L36-A.

Mol	Chain	Residues	Atoms					ZeroOcc	AltConf	Trace
72	O6	99	Total	C	N	O	S	0	0	0
			771	481	156	132	2			
72	o6	99	Total	C	N	O	S	0	0	0
			770	481	156	131	2			

- Molecule 73 is a protein called 60S ribosomal protein L37-A.

Mol	Chain	Residues	Atoms					ZeroOcc	AltConf	Trace
73	O7	87	Total	C	N	O	S	0	0	0
			681	414	148	114	5			
73	o7	87	Total	C	N	O	S	0	0	0
			681	414	148	114	5			

- Molecule 74 is a protein called 60S ribosomal protein L38.

Mol	Chain	Residues	Atoms					ZeroOcc	AltConf	Trace
74	O8	77	Total	C	N	O		0	0	0
			612	391	115	106				
74	o8	77	Total	C	N	O		0	0	0
			608	388	114	106				

- Molecule 75 is a protein called 60S ribosomal protein L39.

Mol	Chain	Residues	Atoms					ZeroOcc	AltConf	Trace
75	O9	50	Total	C	N	O	S	0	0	0
			436	272	97	65	2			
75	o9	50	Total	C	N	O	S	0	0	0
			436	272	97	65	2			

- Molecule 76 is a protein called Ubiquitin-60S ribosomal protein L40.

Mol	Chain	Residues	Atoms					ZeroOcc	AltConf	Trace
76	Q0	52	Total	C	N	O	S	0	0	0
			417	259	86	67	5			
76	q0	52	Total	C	N	O	S	0	0	0
			417	259	86	67	5			

- Molecule 77 is a protein called 60S ribosomal protein L41-A.

Mol	Chain	Residues	Atoms					ZeroOcc	AltConf	Trace
77	Q1	25	Total	C	N	O	S	0	0	0
			233	142	63	27	1			

Continued on next page...

Continued from previous page...

Mol	Chain	Residues	Atoms					ZeroOcc	AltConf	Trace
77	q1	25	Total	C	N	O	S	0	0	0
			233	142	63	27	1			

- Molecule 78 is a protein called 60S ribosomal protein L42-A.

Mol	Chain	Residues	Atoms					ZeroOcc	AltConf	Trace
78	Q2	105	Total	C	N	O	S	0	0	0
			847	534	170	138	5			
78	q2	105	Total	C	N	O	S	0	0	0
			847	534	170	138	5			

- Molecule 79 is a protein called 60S ribosomal protein L43-A.

Mol	Chain	Residues	Atoms					ZeroOcc	AltConf	Trace
79	Q3	91	Total	C	N	O	S	0	0	0
			694	429	138	121	6			
79	q3	91	Total	C	N	O	S	0	0	0
			694	429	138	121	6			

- Molecule 80 is a protein called 40S ribosomal protein S30-A.

Mol	Chain	Residues	Atoms					ZeroOcc	AltConf	Trace
80	e0	62	Total	C	N	O	S	0	0	0
			491	309	101	80	1			

- Molecule 81 is a protein called Unknown Protein m2.

Mol	Chain	Residues	Atoms				ZeroOcc	AltConf	Trace
81	m2	150	Total	C	N	O	0	0	0
			750	450	150	150			

- Molecule 82 is a protein called 60S acidic ribosomal protein P0.

Mol	Chain	Residues	Atoms					ZeroOcc	AltConf	Trace
82	p0	143	Total	C	N	O	S	0	0	0
			1077	687	192	195	3			

- Molecule 83 is a protein called Unknown Protein p1.

Mol	Chain	Residues	Atoms				ZeroOcc	AltConf	Trace
83	p1	47	Total	C	N	O	0	0	0
			235	141	47	47			

- Molecule 84 is a protein called Unknown Protein p2.

Mol	Chain	Residues	Atoms				ZeroOcc	AltConf	Trace
84	p2	46	Total	C	N	O	0	0	0
			230	138	46	46			

- Molecule 85 is MAGNESIUM ION (three-letter code: MG) (formula: Mg).

Mol	Chain	Residues	Atoms		ZeroOcc	AltConf
85	L7	2	Total	Mg	0	0
			2	2		
85	m6	2	Total	Mg	0	0
			2	2		
85	n8	2	Total	Mg	0	0
			2	2		
85	q3	2	Total	Mg	0	0
			2	2		
85	o1	1	Total	Mg	0	0
			1	1		
85	N5	1	Total	Mg	0	0
			1	1		
85	6	147	Total	Mg	0	0
			147	147		
85	sM	2	Total	Mg	0	0
			2	2		
85	m5	2	Total	Mg	0	0
			2	2		
85	l3	3	Total	Mg	0	0
			3	3		
85	M1	1	Total	Mg	0	0
			1	1		
85	n0	2	Total	Mg	0	0
			2	2		
85	d6	1	Total	Mg	0	0
			1	1		
85	2	123	Total	Mg	0	0
			123	123		
85	O3	1	Total	Mg	0	0
			1	1		
85	L4	2	Total	Mg	0	0
			2	2		

Continued on next page...

Continued from previous page...

Mol	Chain	Residues	Atoms		ZeroOcc	AltConf
85	l7	2	Total 2	Mg 2	0	0
85	M5	2	Total 2	Mg 2	0	0
85	o0	1	Total 1	Mg 1	0	0
85	S2	1	Total 1	Mg 1	0	0
85	L8	1	Total 1	Mg 1	0	0
85	D3	1	Total 1	Mg 1	0	0
85	o4	1	Total 1	Mg 1	0	0
85	M9	2	Total 2	Mg 2	0	0
85	q0	1	Total 1	Mg 1	0	0
85	c8	2	Total 2	Mg 2	0	0
85	M0	3	Total 3	Mg 3	0	0
85	c1	1	Total 1	Mg 1	0	0
85	5	496	Total 496	Mg 496	0	0
85	L5	1	Total 1	Mg 1	0	0
85	O7	1	Total 1	Mg 1	0	0
85	l4	1	Total 1	Mg 1	0	0
85	n9	1	Total 1	Mg 1	0	0
85	1	471	Total 471	Mg 471	0	0
85	D0	1	Total 1	Mg 1	0	0
85	S8	1	Total 1	Mg 1	0	0
85	m1	1	Total 1	Mg 1	0	0

Continued on next page...

Continued from previous page...

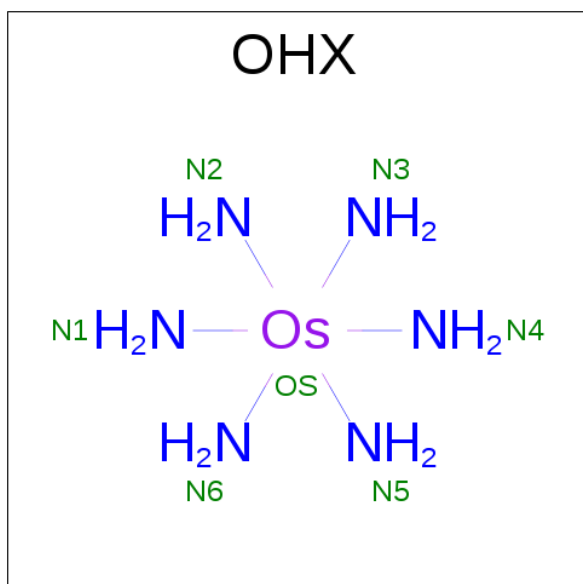
Mol	Chain	Residues	Atoms		ZeroOcc	AltConf
85	O2	2	Total 2	Mg 2	0	0
85	s9	1	Total 1	Mg 1	0	0
85	o3	2	Total 2	Mg 2	0	0
85	d3	3	Total 3	Mg 3	0	0
85	M3	3	Total 3	Mg 3	0	0
85	N3	3	Total 3	Mg 3	0	0
85	4	20	Total 20	Mg 20	0	0
85	n6	2	Total 2	Mg 2	0	0
85	L2	3	Total 3	Mg 3	0	0
85	l5	3	Total 3	Mg 3	0	0
85	C3	1	Total 1	Mg 1	0	0
85	M7	4	Total 4	Mg 4	0	0
85	N8	5	Total 5	Mg 5	0	0
85	s1	1	Total 1	Mg 1	0	0
85	l9	1	Total 1	Mg 1	0	0
85	s8	2	Total 2	Mg 2	0	0
85	c7	1	Total 1	Mg 1	0	0
85	7	18	Total 18	Mg 18	0	0
85	n3	2	Total 2	Mg 2	0	0
85	L3	3	Total 3	Mg 3	0	0
85	l2	2	Total 2	Mg 2	0	0

Continued on next page...

Continued from previous page...

Mol	Chain	Residues	Atoms		ZeroOcc	AltConf
85	8	15	Total	Mg	0	0
			15	15		
85	m0	1	Total	Mg	0	0
			1	1		
85	M6	1	Total	Mg	0	0
			1	1		
85	N0	2	Total	Mg	0	0
			2	2		
85	3	14	Total	Mg	0	0
			14	14		
85	m7	5	Total	Mg	0	0
			5	5		

- Molecule 86 is osmium (III) hexammine (three-letter code: OHX) (formula: $\text{H}_{12}\text{N}_6\text{Os}$).



Mol	Chain	Residues	Atoms			ZeroOcc	AltConf
86	2	1	Total	N	Os	0	0
			7	6	1		
86	2	1	Total	N	Os	0	0
			7	6	1		
86	2	1	Total	N	Os	0	0
			7	6	1		
86	2	1	Total	N	Os	0	0
			7	6	1		
86	2	1	Total	N	Os	0	0
			7	6	1		

Continued on next page...

Continued from previous page...

Mol	Chain	Residues	Atoms			ZeroOcc	AltConf
86	2	1	Total	N	Os	0	0
			7	6	1		
86	2	1	Total	N	Os	0	0
			7	6	1		
86	2	1	Total	N	Os	0	0
			7	6	1		
86	2	1	Total	N	Os	0	0
			7	6	1		
86	2	1	Total	N	Os	0	0
			7	6	1		
86	2	1	Total	N	Os	0	0
			7	6	1		
86	2	1	Total	N	Os	0	0
			7	6	1		
86	2	1	Total	N	Os	0	0
			7	6	1		
86	2	1	Total	N	Os	0	0
			7	6	1		
86	2	1	Total	N	Os	0	0
			7	6	1		
86	2	1	Total	N	Os	0	0
			7	6	1		
86	2	1	Total	N	Os	0	0
			7	6	1		
86	2	1	Total	N	Os	0	0
			7	6	1		
86	2	1	Total	N	Os	0	0
			7	6	1		
86	2	1	Total	N	Os	0	0
			7	6	1		
86	2	1	Total	N	Os	0	0
			7	6	1		
86	2	1	Total	N	Os	0	0
			7	6	1		

Continued on next page...

Continued from previous page...

Mol	Chain	Residues	Atoms			ZeroOcc	AltConf
86	2	1	Total	N	Os	0	0
			7	6	1		
86	2	1	Total	N	Os	0	0
			7	6	1		
86	2	1	Total	N	Os	0	0
			7	6	1		
86	2	1	Total	N	Os	0	0
			7	6	1		
86	2	1	Total	N	Os	0	0
			7	6	1		
86	2	1	Total	N	Os	0	0
			7	6	1		
86	2	1	Total	N	Os	0	0
			7	6	1		
86	2	1	Total	N	Os	0	0
			7	6	1		
86	2	1	Total	N	Os	0	0
			7	6	1		
86	2	1	Total	N	Os	0	0
			7	6	1		
86	2	1	Total	N	Os	0	0
			7	6	1		
86	2	1	Total	N	Os	0	0
			7	6	1		
86	2	1	Total	N	Os	0	0
			7	6	1		
86	2	1	Total	N	Os	0	0
			7	6	1		
86	2	1	Total	N	Os	0	0
			7	6	1		
86	2	1	Total	N	Os	0	0
			7	6	1		
86	2	1	Total	N	Os	0	0
			7	6	1		
86	2	1	Total	N	Os	0	0
			7	6	1		

Continued on next page...

Continued from previous page...

Mol	Chain	Residues	Atoms			ZeroOcc	AltConf
86	2	1	Total	N	Os	0	0
			7	6	1		
86	2	1	Total	N	Os	0	0
			7	6	1		
86	2	1	Total	N	Os	0	0
			7	6	1		
86	2	1	Total	N	Os	0	0
			7	6	1		
86	2	1	Total	N	Os	0	0
			7	6	1		
86	2	1	Total	N	Os	0	0
			7	6	1		
86	2	1	Total	N	Os	0	0
			7	6	1		
86	2	1	Total	N	Os	0	0
			7	6	1		
86	2	1	Total	N	Os	0	0
			7	6	1		
86	2	1	Total	N	Os	0	0
			7	6	1		
86	2	1	Total	N	Os	0	0
			7	6	1		
86	2	1	Total	N	Os	0	0
			7	6	1		
86	2	1	Total	N	Os	0	0
			7	6	1		
86	2	1	Total	N	Os	0	0
			7	6	1		
86	2	1	Total	N	Os	0	0
			7	6	1		
86	2	1	Total	N	Os	0	0
			7	6	1		
86	2	1	Total	N	Os	0	0
			7	6	1		
86	2	1	Total	N	Os	0	0
			7	6	1		

Continued on next page...

Continued from previous page...

Mol	Chain	Residues	Atoms			ZeroOcc	AltConf
86	2	1	Total	N	Os	0	0
			7	6	1		
86	2	1	Total	N	Os	0	0
			7	6	1		
86	2	1	Total	N	Os	0	0
			7	6	1		
86	2	1	Total	N	Os	0	0
			7	6	1		
86	2	1	Total	N	Os	0	0
			7	6	1		
86	2	1	Total	N	Os	0	0
			7	6	1		
86	2	1	Total	N	Os	0	0
			7	6	1		
86	2	1	Total	N	Os	0	0
			7	6	1		
86	2	1	Total	N	Os	0	0
			7	6	1		
86	2	1	Total	N	Os	0	0
			7	6	1		
86	2	1	Total	N	Os	0	0
			7	6	1		
86	2	1	Total	N	Os	0	0
			7	6	1		
86	2	1	Total	N	Os	0	0
			7	6	1		
86	2	1	Total	N	Os	0	0
			7	6	1		
86	2	1	Total	N	Os	0	0
			7	6	1		
86	2	1	Total	N	Os	0	0
			7	6	1		
86	2	1	Total	N	Os	0	0
			7	6	1		
86	2	1	Total	N	Os	0	0
			7	6	1		

Continued on next page...

Continued from previous page...

Mol	Chain	Residues	Atoms			ZeroOcc	AltConf
86	2	1	Total	N	Os	0	0
			7	6	1		
86	2	1	Total	N	Os	0	0
			7	6	1		
86	2	1	Total	N	Os	0	0
			7	6	1		
86	2	1	Total	N	Os	0	0
			7	6	1		
86	2	1	Total	N	Os	0	0
			7	6	1		
86	2	1	Total	N	Os	0	0
			7	6	1		
86	2	1	Total	N	Os	0	0
			7	6	1		
86	2	1	Total	N	Os	0	0
			7	6	1		
86	2	1	Total	N	Os	0	0
			7	6	1		
86	2	1	Total	N	Os	0	0
			7	6	1		
86	2	1	Total	N	Os	0	0
			7	6	1		
86	2	1	Total	N	Os	0	0
			7	6	1		
86	2	1	Total	N	Os	0	0
			7	6	1		
86	2	1	Total	N	Os	0	0
			7	6	1		
86	2	1	Total	N	Os	0	0
			7	6	1		
86	2	1	Total	N	Os	0	0
			7	6	1		
86	2	1	Total	N	Os	0	0
			7	6	1		
86	2	1	Total	N	Os	0	0
			7	6	1		

Continued on next page...

Continued from previous page...

Mol	Chain	Residues	Atoms			ZeroOcc	AltConf
86	2	1	Total	N	Os	0	0
			7	6	1		
86	2	1	Total	N	Os	0	0
			7	6	1		
86	2	1	Total	N	Os	0	0
			7	6	1		
86	2	1	Total	N	Os	0	0
			7	6	1		
86	2	1	Total	N	Os	0	0
			7	6	1		
86	2	1	Total	N	Os	0	0
			7	6	1		
86	2	1	Total	N	Os	0	0
			7	6	1		
86	2	1	Total	N	Os	0	0
			7	6	1		
86	2	1	Total	N	Os	0	0
			7	6	1		
86	2	1	Total	N	Os	0	0
			7	6	1		
86	2	1	Total	N	Os	0	0
			7	6	1		
86	2	1	Total	N	Os	0	0
			7	6	1		
86	2	1	Total	N	Os	0	0
			7	6	1		
86	2	1	Total	N	Os	0	0
			7	6	1		
86	2	1	Total	N	Os	0	0
			7	6	1		
86	2	1	Total	N	Os	0	0
			7	6	1		
86	2	1	Total	N	Os	0	0
			7	6	1		
86	2	1	Total	N	Os	0	0
			7	6	1		
86	2	1	Total	N	Os	0	0
			7	6	1		

Continued on next page...

Continued from previous page...

Mol	Chain	Residues	Atoms			ZeroOcc	AltConf
86	2	1	Total	N	Os	0	0
			7	6	1		
86	2	1	Total	N	Os	0	0
			7	6	1		
86	2	1	Total	N	Os	0	0
			7	6	1		
86	2	1	Total	N	Os	0	0
			7	6	1		
86	2	1	Total	N	Os	0	0
			7	6	1		
86	2	1	Total	N	Os	0	0
			7	6	1		
86	2	1	Total	N	Os	0	0
			7	6	1		
86	2	1	Total	N	Os	0	0
			7	6	1		
86	2	1	Total	N	Os	0	0
			7	6	1		
86	2	1	Total	N	Os	0	0
			7	6	1		
86	2	1	Total	N	Os	0	0
			7	6	1		
86	2	1	Total	N	Os	0	0
			7	6	1		
86	2	1	Total	N	Os	0	0
			7	6	1		
86	2	1	Total	N	Os	0	0
			7	6	1		
86	2	1	Total	N	Os	0	0
			7	6	1		
86	2	1	Total	N	Os	0	0
			7	6	1		
86	2	1	Total	N	Os	0	0
			7	6	1		

Continued on next page...

Continued from previous page...

Mol	Chain	Residues	Atoms			ZeroOcc	AltConf
86	2	1	Total	N	Os	0	0
			7	6	1		
86	2	1	Total	N	Os	0	0
			7	6	1		
86	2	1	Total	N	Os	0	0
			7	6	1		
86	2	1	Total	N	Os	0	0
			7	6	1		
86	2	1	Total	N	Os	0	0
			7	6	1		
86	S6	1	Total	N	Os	0	0
			7	6	1		
86	S8	1	Total	N	Os	0	0
			7	6	1		
86	C3	1	Total	N	Os	0	0
			7	6	1		
86	C5	1	Total	N	Os	0	0
			7	6	1		
86	C8	1	Total	N	Os	0	0
			7	6	1		
86	D3	1	Total	N	Os	0	0
			7	6	1		
86	D9	1	Total	N	Os	0	0
			7	6	1		
86	SR	1	Total	N	Os	0	0
			7	6	1		
86	1	1	Total	N	Os	0	0
			7	6	1		
86	1	1	Total	N	Os	0	0
			7	6	1		
86	1	1	Total	N	Os	0	0
			7	6	1		
86	1	1	Total	N	Os	0	0
			7	6	1		
86	1	1	Total	N	Os	0	0
			7	6	1		
86	1	1	Total	N	Os	0	0
			7	6	1		
86	1	1	Total	N	Os	0	0
			7	6	1		

Continued on next page...

Continued from previous page...

Mol	Chain	Residues	Atoms			ZeroOcc	AltConf
86	1	1	Total	N	Os	0	0
			7	6	1		
86	1	1	Total	N	Os	0	0
			7	6	1		
86	1	1	Total	N	Os	0	0
			7	6	1		
86	1	1	Total	N	Os	0	0
			7	6	1		
86	1	1	Total	N	Os	0	0
			7	6	1		
86	1	1	Total	N	Os	0	0
			7	6	1		
86	1	1	Total	N	Os	0	0
			7	6	1		
86	1	1	Total	N	Os	0	0
			7	6	1		
86	1	1	Total	N	Os	0	0
			7	6	1		
86	1	1	Total	N	Os	0	0
			7	6	1		
86	1	1	Total	N	Os	0	0
			7	6	1		
86	1	1	Total	N	Os	0	0
			7	6	1		
86	1	1	Total	N	Os	0	0
			7	6	1		
86	1	1	Total	N	Os	0	0
			7	6	1		
86	1	1	Total	N	Os	0	0
			7	6	1		
86	1	1	Total	N	Os	0	0
			7	6	1		
86	1	1	Total	N	Os	0	0
			7	6	1		

Continued on next page...

Continued from previous page...

Mol	Chain	Residues	Atoms			ZeroOcc	AltConf
86	1	1	Total	N	Os	0	0
			7	6	1		
86	1	1	Total	N	Os	0	0
			7	6	1		
86	1	1	Total	N	Os	0	0
			7	6	1		
86	1	1	Total	N	Os	0	0
			7	6	1		
86	1	1	Total	N	Os	0	0
			7	6	1		
86	1	1	Total	N	Os	0	0
			7	6	1		
86	1	1	Total	N	Os	0	0
			7	6	1		
86	1	1	Total	N	Os	0	0
			7	6	1		
86	1	1	Total	N	Os	0	0
			7	6	1		
86	1	1	Total	N	Os	0	0
			7	6	1		
86	1	1	Total	N	Os	0	0
			7	6	1		
86	1	1	Total	N	Os	0	0
			7	6	1		
86	1	1	Total	N	Os	0	0
			7	6	1		
86	1	1	Total	N	Os	0	0
			7	6	1		
86	1	1	Total	N	Os	0	0
			7	6	1		
86	1	1	Total	N	Os	0	0
			7	6	1		
86	1	1	Total	N	Os	0	0
			7	6	1		
86	1	1	Total	N	Os	0	0
			7	6	1		

Continued on next page...

Continued from previous page...

Mol	Chain	Residues	Atoms			ZeroOcc	AltConf
86	1	1	Total	N	Os	0	0
			7	6	1		
86	1	1	Total	N	Os	0	0
			7	6	1		
86	1	1	Total	N	Os	0	0
			7	6	1		
86	1	1	Total	N	Os	0	0
			7	6	1		
86	1	1	Total	N	Os	0	0
			7	6	1		
86	1	1	Total	N	Os	0	0
			7	6	1		
86	1	1	Total	N	Os	0	0
			7	6	1		
86	1	1	Total	N	Os	0	0
			7	6	1		
86	1	1	Total	N	Os	0	0
			7	6	1		
86	1	1	Total	N	Os	0	0
			7	6	1		
86	1	1	Total	N	Os	0	0
			7	6	1		
86	1	1	Total	N	Os	0	0
			7	6	1		
86	1	1	Total	N	Os	0	0
			7	6	1		
86	1	1	Total	N	Os	0	0
			7	6	1		
86	1	1	Total	N	Os	0	0
			7	6	1		
86	1	1	Total	N	Os	0	0
			7	6	1		
86	1	1	Total	N	Os	0	0
			7	6	1		
86	1	1	Total	N	Os	0	0
			7	6	1		

Continued on next page...

Continued from previous page...

Mol	Chain	Residues	Atoms			ZeroOcc	AltConf
86	1	1	Total	N	Os	0	0
			7	6	1		
86	1	1	Total	N	Os	0	0
			7	6	1		
86	1	1	Total	N	Os	0	0
			7	6	1		
86	1	1	Total	N	Os	0	0
			7	6	1		
86	1	1	Total	N	Os	0	0
			7	6	1		
86	1	1	Total	N	Os	0	0
			7	6	1		
86	1	1	Total	N	Os	0	0
			7	6	1		
86	1	1	Total	N	Os	0	0
			7	6	1		
86	1	1	Total	N	Os	0	0
			7	6	1		
86	1	1	Total	N	Os	0	0
			7	6	1		
86	1	1	Total	N	Os	0	0
			7	6	1		
86	1	1	Total	N	Os	0	0
			7	6	1		
86	1	1	Total	N	Os	0	0
			7	6	1		
86	1	1	Total	N	Os	0	0
			7	6	1		
86	1	1	Total	N	Os	0	0
			7	6	1		
86	1	1	Total	N	Os	0	0
			7	6	1		
86	1	1	Total	N	Os	0	0
			7	6	1		
86	1	1	Total	N	Os	0	0
			7	6	1		

Continued on next page...

Continued from previous page...

Mol	Chain	Residues	Atoms			ZeroOcc	AltConf
86	1	1	Total	N	Os	0	0
			7	6	1		
86	1	1	Total	N	Os	0	0
			7	6	1		
86	1	1	Total	N	Os	0	0
			7	6	1		
86	1	1	Total	N	Os	0	0
			7	6	1		
86	1	1	Total	N	Os	0	0
			7	6	1		
86	1	1	Total	N	Os	0	0
			7	6	1		
86	1	1	Total	N	Os	0	0
			7	6	1		
86	1	1	Total	N	Os	0	0
			7	6	1		
86	1	1	Total	N	Os	0	0
			7	6	1		
86	1	1	Total	N	Os	0	0
			7	6	1		
86	1	1	Total	N	Os	0	0
			7	6	1		
86	1	1	Total	N	Os	0	0
			7	6	1		
86	1	1	Total	N	Os	0	0
			7	6	1		
86	1	1	Total	N	Os	0	0
			7	6	1		
86	1	1	Total	N	Os	0	0
			7	6	1		
86	1	1	Total	N	Os	0	0
			7	6	1		
86	1	1	Total	N	Os	0	0
			7	6	1		
86	1	1	Total	N	Os	0	0
			7	6	1		

Continued on next page...

Continued from previous page...

Mol	Chain	Residues	Atoms			ZeroOcc	AltConf
86	1	1	Total	N	Os	0	0
			7	6	1		
86	1	1	Total	N	Os	0	0
			7	6	1		
86	1	1	Total	N	Os	0	0
			7	6	1		
86	1	1	Total	N	Os	0	0
			7	6	1		
86	1	1	Total	N	Os	0	0
			7	6	1		
86	1	1	Total	N	Os	0	0
			7	6	1		
86	1	1	Total	N	Os	0	0
			7	6	1		
86	1	1	Total	N	Os	0	0
			7	6	1		
86	1	1	Total	N	Os	0	0
			7	6	1		
86	1	1	Total	N	Os	0	0
			7	6	1		
86	1	1	Total	N	Os	0	0
			7	6	1		
86	1	1	Total	N	Os	0	0
			7	6	1		
86	1	1	Total	N	Os	0	0
			7	6	1		
86	1	1	Total	N	Os	0	0
			7	6	1		
86	1	1	Total	N	Os	0	0
			7	6	1		
86	1	1	Total	N	Os	0	0
			7	6	1		
86	1	1	Total	N	Os	0	0
			7	6	1		
86	1	1	Total	N	Os	0	0
			7	6	1		

Continued on next page...

Continued from previous page...

Mol	Chain	Residues	Atoms			ZeroOcc	AltConf
86	1	1	Total	N	Os	0	0
			7	6	1		
86	1	1	Total	N	Os	0	0
			7	6	1		
86	1	1	Total	N	Os	0	0
			7	6	1		
86	1	1	Total	N	Os	0	0
			7	6	1		
86	1	1	Total	N	Os	0	0
			7	6	1		
86	1	1	Total	N	Os	0	0
			7	6	1		
86	1	1	Total	N	Os	0	0
			7	6	1		
86	1	1	Total	N	Os	0	0
			7	6	1		
86	1	1	Total	N	Os	0	0
			7	6	1		
86	1	1	Total	N	Os	0	0
			7	6	1		
86	1	1	Total	N	Os	0	0
			7	6	1		
86	1	1	Total	N	Os	0	0
			7	6	1		
86	1	1	Total	N	Os	0	0
			7	6	1		
86	1	1	Total	N	Os	0	0
			7	6	1		
86	1	1	Total	N	Os	0	0
			7	6	1		
86	1	1	Total	N	Os	0	0
			7	6	1		
86	1	1	Total	N	Os	0	0
			7	6	1		
86	1	1	Total	N	Os	0	0
			7	6	1		

Continued on next page...

Continued from previous page...

Mol	Chain	Residues	Atoms			ZeroOcc	AltConf
86	1	1	Total	N	Os	0	0
			7	6	1		
86	1	1	Total	N	Os	0	0
			7	6	1		
86	1	1	Total	N	Os	0	0
			7	6	1		
86	1	1	Total	N	Os	0	0
			7	6	1		
86	1	1	Total	N	Os	0	0
			7	6	1		
86	1	1	Total	N	Os	0	0
			7	6	1		
86	1	1	Total	N	Os	0	0
			7	6	1		
86	1	1	Total	N	Os	0	0
			7	6	1		
86	1	1	Total	N	Os	0	0
			7	6	1		
86	1	1	Total	N	Os	0	0
			7	6	1		
86	1	1	Total	N	Os	0	0
			7	6	1		
86	1	1	Total	N	Os	0	0
			7	6	1		
86	1	1	Total	N	Os	0	0
			7	6	1		
86	1	1	Total	N	Os	0	0
			7	6	1		
86	1	1	Total	N	Os	0	0
			7	6	1		
86	1	1	Total	N	Os	0	0
			7	6	1		
86	1	1	Total	N	Os	0	0
			7	6	1		
86	1	1	Total	N	Os	0	0
			7	6	1		

Continued on next page...

Continued from previous page...

Mol	Chain	Residues	Atoms			ZeroOcc	AltConf
86	1	1	Total	N	Os	0	0
			7	6	1		
86	1	1	Total	N	Os	0	0
			7	6	1		
86	1	1	Total	N	Os	0	0
			7	6	1		
86	1	1	Total	N	Os	0	0
			7	6	1		
86	1	1	Total	N	Os	0	0
			7	6	1		
86	1	1	Total	N	Os	0	0
			7	6	1		
86	1	1	Total	N	Os	0	0
			7	6	1		
86	1	1	Total	N	Os	0	0
			7	6	1		
86	1	1	Total	N	Os	0	0
			7	6	1		
86	1	1	Total	N	Os	0	0
			7	6	1		
86	1	1	Total	N	Os	0	0
			7	6	1		
86	1	1	Total	N	Os	0	0
			7	6	1		
86	1	1	Total	N	Os	0	0
			7	6	1		
86	1	1	Total	N	Os	0	0
			7	6	1		
86	1	1	Total	N	Os	0	0
			7	6	1		
86	1	1	Total	N	Os	0	0
			7	6	1		
86	1	1	Total	N	Os	0	0
			7	6	1		
86	1	1	Total	N	Os	0	0
			7	6	1		

Continued on next page...

Continued from previous page...

Mol	Chain	Residues	Atoms			ZeroOcc	AltConf
86	1	1	Total	N	Os	0	0
			7	6	1		
86	1	1	Total	N	Os	0	0
			7	6	1		
86	1	1	Total	N	Os	0	0
			7	6	1		
86	1	1	Total	N	Os	0	0
			7	6	1		
86	1	1	Total	N	Os	0	0
			7	6	1		
86	1	1	Total	N	Os	0	0
			7	6	1		
86	1	1	Total	N	Os	0	0
			7	6	1		
86	1	1	Total	N	Os	0	0
			7	6	1		
86	1	1	Total	N	Os	0	0
			7	6	1		
86	1	1	Total	N	Os	0	0
			7	6	1		
86	1	1	Total	N	Os	0	0
			7	6	1		
86	1	1	Total	N	Os	0	0
			7	6	1		
86	1	1	Total	N	Os	0	0
			7	6	1		
86	1	1	Total	N	Os	0	0
			7	6	1		
86	1	1	Total	N	Os	0	0
			7	6	1		
86	1	1	Total	N	Os	0	0
			7	6	1		
86	1	1	Total	N	Os	0	0
			7	6	1		
86	1	1	Total	N	Os	0	0
			7	6	1		

Continued on next page...

Continued from previous page...

Mol	Chain	Residues	Atoms			ZeroOcc	AltConf
86	1	1	Total	N	Os	0	0
			7	6	1		
86	1	1	Total	N	Os	0	0
			7	6	1		
86	1	1	Total	N	Os	0	0
			7	6	1		
86	1	1	Total	N	Os	0	0
			7	6	1		
86	1	1	Total	N	Os	0	0
			7	6	1		
86	1	1	Total	N	Os	0	0
			7	6	1		
86	1	1	Total	N	Os	0	0
			7	6	1		
86	1	1	Total	N	Os	0	0
			7	6	1		
86	1	1	Total	N	Os	0	0
			7	6	1		
86	1	1	Total	N	Os	0	0
			7	6	1		
86	1	1	Total	N	Os	0	0
			7	6	1		
86	1	1	Total	N	Os	0	0
			7	6	1		
86	1	1	Total	N	Os	0	0
			7	6	1		
86	1	1	Total	N	Os	0	0
			7	6	1		
86	1	1	Total	N	Os	0	0
			7	6	1		
86	1	1	Total	N	Os	0	0
			7	6	1		
86	1	1	Total	N	Os	0	0
			7	6	1		
86	1	1	Total	N	Os	0	0
			7	6	1		

Continued on next page...

Continued from previous page...

Mol	Chain	Residues	Atoms			ZeroOcc	AltConf
86	1	1	Total	N	Os	0	0
			7	6	1		
86	1	1	Total	N	Os	0	0
			7	6	1		
86	1	1	Total	N	Os	0	0
			7	6	1		
86	1	1	Total	N	Os	0	0
			7	6	1		
86	1	1	Total	N	Os	0	0
			7	6	1		
86	1	1	Total	N	Os	0	0
			7	6	1		
86	1	1	Total	N	Os	0	0
			7	6	1		
86	1	1	Total	N	Os	0	0
			7	6	1		
86	1	1	Total	N	Os	0	0
			7	6	1		
86	1	1	Total	N	Os	0	0
			7	6	1		
86	1	1	Total	N	Os	0	0
			7	6	1		
86	1	1	Total	N	Os	0	0
			7	6	1		
86	1	1	Total	N	Os	0	0
			7	6	1		
86	1	1	Total	N	Os	0	0
			7	6	1		
86	1	1	Total	N	Os	0	0
			7	6	1		
86	1	1	Total	N	Os	0	0
			7	6	1		
86	1	1	Total	N	Os	0	0
			7	6	1		
86	1	1	Total	N	Os	0	0
			7	6	1		

Continued on next page...

Continued from previous page...

Mol	Chain	Residues	Atoms			ZeroOcc	AltConf
86	1	1	Total	N	Os	0	0
			7	6	1		
86	1	1	Total	N	Os	0	0
			7	6	1		
86	1	1	Total	N	Os	0	0
			7	6	1		
86	1	1	Total	N	Os	0	0
			7	6	1		
86	1	1	Total	N	Os	0	0
			7	6	1		
86	1	1	Total	N	Os	0	0
			7	6	1		
86	1	1	Total	N	Os	0	0
			7	6	1		
86	1	1	Total	N	Os	0	0
			7	6	1		
86	1	1	Total	N	Os	0	0
			7	6	1		
86	1	1	Total	N	Os	0	0
			7	6	1		
86	1	1	Total	N	Os	0	0
			7	6	1		
86	1	1	Total	N	Os	0	0
			7	6	1		
86	1	1	Total	N	Os	0	0
			7	6	1		
86	1	1	Total	N	Os	0	0
			7	6	1		
86	1	1	Total	N	Os	0	0
			7	6	1		
86	1	1	Total	N	Os	0	0
			7	6	1		
86	1	1	Total	N	Os	0	0
			7	6	1		
86	1	1	Total	N	Os	0	0
			7	6	1		

Continued on next page...

Continued from previous page...

Mol	Chain	Residues	Atoms			ZeroOcc	AltConf
86	1	1	Total	N	Os	0	0
			7	6	1		
86	1	1	Total	N	Os	0	0
			7	6	1		
86	1	1	Total	N	Os	0	0
			7	6	1		
86	1	1	Total	N	Os	0	0
			7	6	1		
86	1	1	Total	N	Os	0	0
			7	6	1		
86	1	1	Total	N	Os	0	0
			7	6	1		
86	1	1	Total	N	Os	0	0
			7	6	1		
86	1	1	Total	N	Os	0	0
			7	6	1		
86	1	1	Total	N	Os	0	0
			7	6	1		
86	1	1	Total	N	Os	0	0
			7	6	1		
86	1	1	Total	N	Os	0	0
			7	6	1		
86	1	1	Total	N	Os	0	0
			7	6	1		
86	1	1	Total	N	Os	0	0
			7	6	1		
86	1	1	Total	N	Os	0	0
			7	6	1		
86	1	1	Total	N	Os	0	0
			7	6	1		
86	1	1	Total	N	Os	0	0
			7	6	1		
86	1	1	Total	N	Os	0	0
			7	6	1		
86	1	1	Total	N	Os	0	0
			7	6	1		

Continued on next page...

Continued from previous page...

Mol	Chain	Residues	Atoms			ZeroOcc	AltConf
86	1	1	Total	N	Os	0	0
			7	6	1		
86	1	1	Total	N	Os	0	0
			7	6	1		
86	1	1	Total	N	Os	0	0
			7	6	1		
86	1	1	Total	N	Os	0	0
			7	6	1		
86	1	1	Total	N	Os	0	0
			7	6	1		
86	1	1	Total	N	Os	0	0
			7	6	1		
86	1	1	Total	N	Os	0	0
			7	6	1		
86	1	1	Total	N	Os	0	0
			7	6	1		
86	1	1	Total	N	Os	0	0
			7	6	1		
86	1	1	Total	N	Os	0	0
			7	6	1		
86	1	1	Total	N	Os	0	0
			7	6	1		
86	1	1	Total	N	Os	0	0
			7	6	1		
86	1	1	Total	N	Os	0	0
			7	6	1		
86	1	1	Total	N	Os	0	0
			7	6	1		
86	1	1	Total	N	Os	0	0
			7	6	1		
86	1	1	Total	N	Os	0	0
			7	6	1		
86	1	1	Total	N	Os	0	0
			7	6	1		
86	1	1	Total	N	Os	0	0
			7	6	1		

Continued on next page...

Continued from previous page...

Mol	Chain	Residues	Atoms			ZeroOcc	AltConf
86	1	1	Total	N	Os	0	0
			7	6	1		
86	1	1	Total	N	Os	0	0
			7	6	1		
86	1	1	Total	N	Os	0	0
			7	6	1		
86	1	1	Total	N	Os	0	0
			7	6	1		
86	1	1	Total	N	Os	0	0
			7	6	1		
86	1	1	Total	N	Os	0	0
			7	6	1		
86	1	1	Total	N	Os	0	0
			7	6	1		
86	1	1	Total	N	Os	0	0
			7	6	1		
86	1	1	Total	N	Os	0	0
			7	6	1		
86	1	1	Total	N	Os	0	0
			7	6	1		
86	1	1	Total	N	Os	0	0
			7	6	1		
86	1	1	Total	N	Os	0	0
			7	6	1		
86	1	1	Total	N	Os	0	0
			7	6	1		
86	1	1	Total	N	Os	0	0
			7	6	1		
86	1	1	Total	N	Os	0	0
			7	6	1		
86	1	1	Total	N	Os	0	0
			7	6	1		
86	1	1	Total	N	Os	0	0
			7	6	1		
86	1	1	Total	N	Os	0	0
			7	6	1		

Continued on next page...

Continued from previous page...

Mol	Chain	Residues	Atoms			ZeroOcc	AltConf
86	1	1	Total	N	Os	0	0
			7	6	1		
86	1	1	Total	N	Os	0	0
			7	6	1		
86	1	1	Total	N	Os	0	0
			7	6	1		
86	3	1	Total	N	Os	0	0
			7	6	1		
86	3	1	Total	N	Os	0	0
			7	6	1		
86	3	1	Total	N	Os	0	0
			7	6	1		
86	3	1	Total	N	Os	0	0
			7	6	1		
86	3	1	Total	N	Os	0	0
			7	6	1		
86	3	1	Total	N	Os	0	0
			7	6	1		
86	3	1	Total	N	Os	0	0
			7	6	1		
86	3	1	Total	N	Os	0	0
			7	6	1		
86	3	1	Total	N	Os	0	0
			7	6	1		
86	3	1	Total	N	Os	0	0
			7	6	1		
86	3	1	Total	N	Os	0	0
			7	6	1		
86	4	1	Total	N	Os	0	0
			7	6	1		
86	4	1	Total	N	Os	0	0
			7	6	1		
86	4	1	Total	N	Os	0	0
			7	6	1		
86	4	1	Total	N	Os	0	0
			7	6	1		
86	4	1	Total	N	Os	0	0
			7	6	1		

Continued on next page...

Continued from previous page...

Mol	Chain	Residues	Atoms			ZeroOcc	AltConf
86	4	1	Total	N	Os	0	0
			7	6	1		
86	4	1	Total	N	Os	0	0
			7	6	1		
86	4	1	Total	N	Os	0	0
			7	6	1		
86	4	1	Total	N	Os	0	0
			7	6	1		
86	4	1	Total	N	Os	0	0
			7	6	1		
86	4	1	Total	N	Os	0	0
			7	6	1		
86	4	1	Total	N	Os	0	0
			7	6	1		
86	4	1	Total	N	Os	0	0
			7	6	1		
86	L3	1	Total	N	Os	0	0
			7	6	1		
86	L3	1	Total	N	Os	0	0
			7	6	1		
86	L4	1	Total	N	Os	0	0
			7	6	1		
86	M0	1	Total	N	Os	0	0
			7	6	1		
86	M5	1	Total	N	Os	0	0
			7	6	1		
86	M7	1	Total	N	Os	0	0
			7	6	1		
86	M7	1	Total	N	Os	0	0
			7	6	1		
86	M9	1	Total	N	Os	0	0
			7	6	1		
86	N9	1	Total	N	Os	0	0
			7	6	1		
86	O1	1	Total	N	Os	0	0
			7	6	1		
86	O3	1	Total	N	Os	0	0
			7	6	1		

Continued on next page...

Continued from previous page...

Mol	Chain	Residues	Atoms			ZeroOcc	AltConf
86	O4	1	Total	N	Os	0	0
			7	6	1		
86	O6	1	Total	N	Os	0	0
			7	6	1		
86	O7	1	Total	N	Os	0	0
			7	6	1		
86	O9	1	Total	N	Os	0	0
			7	6	1		
86	Q2	1	Total	N	Os	0	0
			7	6	1		
86	6	1	Total	N	Os	0	0
			7	6	1		
86	6	1	Total	N	Os	0	0
			7	6	1		
86	6	1	Total	N	Os	0	0
			7	6	1		
86	6	1	Total	N	Os	0	0
			7	6	1		
86	6	1	Total	N	Os	0	0
			7	6	1		
86	6	1	Total	N	Os	0	0
			7	6	1		
86	6	1	Total	N	Os	0	0
			7	6	1		
86	6	1	Total	N	Os	0	0
			7	6	1		
86	6	1	Total	N	Os	0	0
			7	6	1		
86	6	1	Total	N	Os	0	0
			7	6	1		
86	6	1	Total	N	Os	0	0
			7	6	1		
86	6	1	Total	N	Os	0	0
			7	6	1		
86	6	1	Total	N	Os	0	0
			7	6	1		

Continued on next page...

Continued from previous page...

Mol	Chain	Residues	Atoms			ZeroOcc	AltConf
86	6	1	Total	N	Os	0	0
			7	6	1		
86	6	1	Total	N	Os	0	0
			7	6	1		
86	6	1	Total	N	Os	0	0
			7	6	1		
86	6	1	Total	N	Os	0	0
			7	6	1		
86	6	1	Total	N	Os	0	0
			7	6	1		
86	6	1	Total	N	Os	0	0
			7	6	1		
86	6	1	Total	N	Os	0	0
			7	6	1		
86	6	1	Total	N	Os	0	0
			7	6	1		
86	6	1	Total	N	Os	0	0
			7	6	1		
86	6	1	Total	N	Os	0	0
			7	6	1		
86	6	1	Total	N	Os	0	0
			7	6	1		
86	6	1	Total	N	Os	0	0
			7	6	1		
86	6	1	Total	N	Os	0	0
			7	6	1		
86	6	1	Total	N	Os	0	0
			7	6	1		
86	6	1	Total	N	Os	0	0
			7	6	1		
86	6	1	Total	N	Os	0	0
			7	6	1		
86	6	1	Total	N	Os	0	0
			7	6	1		
86	6	1	Total	N	Os	0	0
			7	6	1		

Continued on next page...

Continued from previous page...

Mol	Chain	Residues	Atoms			ZeroOcc	AltConf
86	6	1	Total	N	Os	0	0
			7	6	1		
86	6	1	Total	N	Os	0	0
			7	6	1		
86	6	1	Total	N	Os	0	0
			7	6	1		
86	6	1	Total	N	Os	0	0
			7	6	1		
86	6	1	Total	N	Os	0	0
			7	6	1		
86	6	1	Total	N	Os	0	0
			7	6	1		
86	6	1	Total	N	Os	0	0
			7	6	1		
86	6	1	Total	N	Os	0	0
			7	6	1		
86	6	1	Total	N	Os	0	0
			7	6	1		
86	6	1	Total	N	Os	0	0
			7	6	1		
86	6	1	Total	N	Os	0	0
			7	6	1		
86	6	1	Total	N	Os	0	0
			7	6	1		
86	6	1	Total	N	Os	0	0
			7	6	1		
86	6	1	Total	N	Os	0	0
			7	6	1		
86	6	1	Total	N	Os	0	0
			7	6	1		
86	6	1	Total	N	Os	0	0
			7	6	1		
86	6	1	Total	N	Os	0	0
			7	6	1		
86	6	1	Total	N	Os	0	0
			7	6	1		

Continued on next page...

Continued from previous page...

Mol	Chain	Residues	Atoms			ZeroOcc	AltConf
86	6	1	Total	N	Os	0	0
			7	6	1		
86	6	1	Total	N	Os	0	0
			7	6	1		
86	6	1	Total	N	Os	0	0
			7	6	1		
86	6	1	Total	N	Os	0	0
			7	6	1		
86	6	1	Total	N	Os	0	0
			7	6	1		
86	6	1	Total	N	Os	0	0
			7	6	1		
86	6	1	Total	N	Os	0	0
			7	6	1		
86	6	1	Total	N	Os	0	0
			7	6	1		
86	6	1	Total	N	Os	0	0
			7	6	1		
86	6	1	Total	N	Os	0	0
			7	6	1		
86	6	1	Total	N	Os	0	0
			7	6	1		
86	6	1	Total	N	Os	0	0
			7	6	1		
86	6	1	Total	N	Os	0	0
			7	6	1		
86	6	1	Total	N	Os	0	0
			7	6	1		
86	6	1	Total	N	Os	0	0
			7	6	1		
86	6	1	Total	N	Os	0	0
			7	6	1		
86	6	1	Total	N	Os	0	0
			7	6	1		
86	6	1	Total	N	Os	0	0
			7	6	1		

Continued on next page...

Continued from previous page...

Mol	Chain	Residues	Atoms			ZeroOcc	AltConf
86	6	1	Total	N	Os	0	0
			7	6	1		
86	6	1	Total	N	Os	0	0
			7	6	1		
86	6	1	Total	N	Os	0	0
			7	6	1		
86	6	1	Total	N	Os	0	0
			7	6	1		
86	6	1	Total	N	Os	0	0
			7	6	1		
86	6	1	Total	N	Os	0	0
			7	6	1		
86	6	1	Total	N	Os	0	0
			7	6	1		
86	6	1	Total	N	Os	0	0
			7	6	1		
86	6	1	Total	N	Os	0	0
			7	6	1		
86	6	1	Total	N	Os	0	0
			7	6	1		
86	6	1	Total	N	Os	0	0
			7	6	1		
86	6	1	Total	N	Os	0	0
			7	6	1		
86	6	1	Total	N	Os	0	0
			7	6	1		
86	6	1	Total	N	Os	0	0
			7	6	1		
86	6	1	Total	N	Os	0	0
			7	6	1		
86	6	1	Total	N	Os	0	0
			7	6	1		
86	6	1	Total	N	Os	0	0
			7	6	1		

Continued on next page...

Continued from previous page...

Mol	Chain	Residues	Atoms			ZeroOcc	AltConf
86	6	1	Total	N	Os	0	0
			7	6	1		
86	6	1	Total	N	Os	0	0
			7	6	1		
86	6	1	Total	N	Os	0	0
			7	6	1		
86	6	1	Total	N	Os	0	0
			7	6	1		
86	6	1	Total	N	Os	0	0
			7	6	1		
86	6	1	Total	N	Os	0	0
			7	6	1		
86	6	1	Total	N	Os	0	0
			7	6	1		
86	6	1	Total	N	Os	0	0
			7	6	1		
86	6	1	Total	N	Os	0	0
			7	6	1		
86	6	1	Total	N	Os	0	0
			7	6	1		
86	6	1	Total	N	Os	0	0
			7	6	1		
86	6	1	Total	N	Os	0	0
			7	6	1		
86	6	1	Total	N	Os	0	0
			7	6	1		
86	6	1	Total	N	Os	0	0
			7	6	1		
86	6	1	Total	N	Os	0	0
			7	6	1		
86	6	1	Total	N	Os	0	0
			7	6	1		
86	6	1	Total	N	Os	0	0
			7	6	1		
86	6	1	Total	N	Os	0	0
			7	6	1		

Continued on next page...

Continued from previous page...

Mol	Chain	Residues	Atoms			ZeroOcc	AltConf
86	6	1	Total	N	Os	0	0
			7	6	1		
86	6	1	Total	N	Os	0	0
			7	6	1		
86	6	1	Total	N	Os	0	0
			7	6	1		
86	6	1	Total	N	Os	0	0
			7	6	1		
86	6	1	Total	N	Os	0	0
			7	6	1		
86	6	1	Total	N	Os	0	0
			7	6	1		
86	6	1	Total	N	Os	0	0
			7	6	1		
86	6	1	Total	N	Os	0	0
			7	6	1		
86	6	1	Total	N	Os	0	0
			7	6	1		
86	6	1	Total	N	Os	0	0
			7	6	1		
86	6	1	Total	N	Os	0	0
			7	6	1		
86	6	1	Total	N	Os	0	0
			7	6	1		
86	6	1	Total	N	Os	0	0
			7	6	1		
86	6	1	Total	N	Os	0	0
			7	6	1		
86	6	1	Total	N	Os	0	0
			7	6	1		
86	6	1	Total	N	Os	0	0
			7	6	1		
86	6	1	Total	N	Os	0	0
			7	6	1		

Continued on next page...

Continued from previous page...

Mol	Chain	Residues	Atoms			ZeroOcc	AltConf
86	6	1	Total	N	Os	0	0
			7	6	1		
86	6	1	Total	N	Os	0	0
			7	6	1		
86	6	1	Total	N	Os	0	0
			7	6	1		
86	6	1	Total	N	Os	0	0
			7	6	1		
86	6	1	Total	N	Os	0	0
			7	6	1		
86	6	1	Total	N	Os	0	0
			7	6	1		
86	6	1	Total	N	Os	0	0
			7	6	1		
86	6	1	Total	N	Os	0	0
			7	6	1		
86	6	1	Total	N	Os	0	0
			7	6	1		
86	6	1	Total	N	Os	0	0
			7	6	1		
86	6	1	Total	N	Os	0	0
			7	6	1		
86	6	1	Total	N	Os	0	0
			7	6	1		
86	6	1	Total	N	Os	0	0
			7	6	1		
86	s1	1	Total	N	Os	0	0
			7	6	1		
86	s1	1	Total	N	Os	0	0
			7	6	1		
86	s8	1	Total	N	Os	0	0
			7	6	1		

Continued on next page...

Continued from previous page...

Mol	Chain	Residues	Atoms			ZeroOcc	AltConf
86	c3	1	Total	N	Os	0	0
			7	6	1		
86	c5	1	Total	N	Os	0	0
			7	6	1		
86	c8	1	Total	N	Os	0	0
			7	6	1		
86	d4	1	Total	N	Os	0	0
			7	6	1		
86	d9	1	Total	N	Os	0	0
			7	6	1		
86	sR	1	Total	N	Os	0	0
			7	6	1		
86	5	1	Total	N	Os	0	0
			7	6	1		
86	5	1	Total	N	Os	0	0
			7	6	1		
86	5	1	Total	N	Os	0	0
			7	6	1		
86	5	1	Total	N	Os	0	0
			7	6	1		
86	5	1	Total	N	Os	0	0
			7	6	1		
86	5	1	Total	N	Os	0	0
			7	6	1		
86	5	1	Total	N	Os	0	0
			7	6	1		
86	5	1	Total	N	Os	0	0
			7	6	1		
86	5	1	Total	N	Os	0	0
			7	6	1		
86	5	1	Total	N	Os	0	0
			7	6	1		
86	5	1	Total	N	Os	0	0
			7	6	1		
86	5	1	Total	N	Os	0	0
			7	6	1		

Continued on next page...

Continued from previous page...

Mol	Chain	Residues	Atoms			ZeroOcc	AltConf
86	5	1	Total	N	Os	0	0
			7	6	1		
86	5	1	Total	N	Os	0	0
			7	6	1		
86	5	1	Total	N	Os	0	0
			7	6	1		
86	5	1	Total	N	Os	0	0
			7	6	1		
86	5	1	Total	N	Os	0	0
			7	6	1		
86	5	1	Total	N	Os	0	0
			7	6	1		
86	5	1	Total	N	Os	0	0
			7	6	1		
86	5	1	Total	N	Os	0	0
			7	6	1		
86	5	1	Total	N	Os	0	0
			7	6	1		
86	5	1	Total	N	Os	0	0
			7	6	1		
86	5	1	Total	N	Os	0	0
			7	6	1		
86	5	1	Total	N	Os	0	0
			7	6	1		
86	5	1	Total	N	Os	0	0
			7	6	1		
86	5	1	Total	N	Os	0	0
			7	6	1		
86	5	1	Total	N	Os	0	0
			7	6	1		
86	5	1	Total	N	Os	0	0
			7	6	1		
86	5	1	Total	N	Os	0	0
			7	6	1		
86	5	1	Total	N	Os	0	0
			7	6	1		

Continued on next page...

Continued from previous page...

Mol	Chain	Residues	Atoms			ZeroOcc	AltConf
86	5	1	Total	N	Os	0	0
			7	6	1		
86	5	1	Total	N	Os	0	0
			7	6	1		
86	5	1	Total	N	Os	0	0
			7	6	1		
86	5	1	Total	N	Os	0	0
			7	6	1		
86	5	1	Total	N	Os	0	0
			7	6	1		
86	5	1	Total	N	Os	0	0
			7	6	1		
86	5	1	Total	N	Os	0	0
			7	6	1		
86	5	1	Total	N	Os	0	0
			7	6	1		
86	5	1	Total	N	Os	0	0
			7	6	1		
86	5	1	Total	N	Os	0	0
			7	6	1		
86	5	1	Total	N	Os	0	0
			7	6	1		
86	5	1	Total	N	Os	0	0
			7	6	1		
86	5	1	Total	N	Os	0	0
			7	6	1		
86	5	1	Total	N	Os	0	0
			7	6	1		
86	5	1	Total	N	Os	0	0
			7	6	1		
86	5	1	Total	N	Os	0	0
			7	6	1		
86	5	1	Total	N	Os	0	0
			7	6	1		
86	5	1	Total	N	Os	0	0
			7	6	1		

Continued on next page...

Continued from previous page...

Mol	Chain	Residues	Atoms			ZeroOcc	AltConf
86	5	1	Total	N	Os	0	0
			7	6	1		
86	5	1	Total	N	Os	0	0
			7	6	1		
86	5	1	Total	N	Os	0	0
			7	6	1		
86	5	1	Total	N	Os	0	0
			7	6	1		
86	5	1	Total	N	Os	0	0
			7	6	1		
86	5	1	Total	N	Os	0	0
			7	6	1		
86	5	1	Total	N	Os	0	0
			7	6	1		
86	5	1	Total	N	Os	0	0
			7	6	1		
86	5	1	Total	N	Os	0	0
			7	6	1		
86	5	1	Total	N	Os	0	0
			7	6	1		
86	5	1	Total	N	Os	0	0
			7	6	1		
86	5	1	Total	N	Os	0	0
			7	6	1		
86	5	1	Total	N	Os	0	0
			7	6	1		
86	5	1	Total	N	Os	0	0
			7	6	1		
86	5	1	Total	N	Os	0	0
			7	6	1		
86	5	1	Total	N	Os	0	0
			7	6	1		
86	5	1	Total	N	Os	0	0
			7	6	1		
86	5	1	Total	N	Os	0	0
			7	6	1		

Continued on next page...

Continued from previous page...

Mol	Chain	Residues	Atoms			ZeroOcc	AltConf
86	5	1	Total	N	Os	0	0
			7	6	1		
86	5	1	Total	N	Os	0	0
			7	6	1		
86	5	1	Total	N	Os	0	0
			7	6	1		
86	5	1	Total	N	Os	0	0
			7	6	1		
86	5	1	Total	N	Os	0	0
			7	6	1		
86	5	1	Total	N	Os	0	0
			7	6	1		
86	5	1	Total	N	Os	0	0
			7	6	1		
86	5	1	Total	N	Os	0	0
			7	6	1		
86	5	1	Total	N	Os	0	0
			7	6	1		
86	5	1	Total	N	Os	0	0
			7	6	1		
86	5	1	Total	N	Os	0	0
			7	6	1		
86	5	1	Total	N	Os	0	0
			7	6	1		
86	5	1	Total	N	Os	0	0
			7	6	1		
86	5	1	Total	N	Os	0	0
			7	6	1		
86	5	1	Total	N	Os	0	0
			7	6	1		
86	5	1	Total	N	Os	0	0
			7	6	1		
86	5	1	Total	N	Os	0	0
			7	6	1		
86	5	1	Total	N	Os	0	0
			7	6	1		

Continued on next page...

Continued from previous page...

Mol	Chain	Residues	Atoms			ZeroOcc	AltConf
86	5	1	Total	N	Os	0	0
			7	6	1		
86	5	1	Total	N	Os	0	0
			7	6	1		
86	5	1	Total	N	Os	0	0
			7	6	1		
86	5	1	Total	N	Os	0	0
			7	6	1		
86	5	1	Total	N	Os	0	0
			7	6	1		
86	5	1	Total	N	Os	0	0
			7	6	1		
86	5	1	Total	N	Os	0	0
			7	6	1		
86	5	1	Total	N	Os	0	0
			7	6	1		
86	5	1	Total	N	Os	0	0
			7	6	1		
86	5	1	Total	N	Os	0	0
			7	6	1		
86	5	1	Total	N	Os	0	0
			7	6	1		
86	5	1	Total	N	Os	0	0
			7	6	1		
86	5	1	Total	N	Os	0	0
			7	6	1		
86	5	1	Total	N	Os	0	0
			7	6	1		
86	5	1	Total	N	Os	0	0
			7	6	1		
86	5	1	Total	N	Os	0	0
			7	6	1		
86	5	1	Total	N	Os	0	0
			7	6	1		
86	5	1	Total	N	Os	0	0
			7	6	1		

Continued on next page...

Continued from previous page...

Mol	Chain	Residues	Atoms			ZeroOcc	AltConf
86	5	1	Total	N	Os	0	0
			7	6	1		
86	5	1	Total	N	Os	0	0
			7	6	1		
86	5	1	Total	N	Os	0	0
			7	6	1		
86	5	1	Total	N	Os	0	0
			7	6	1		
86	5	1	Total	N	Os	0	0
			7	6	1		
86	5	1	Total	N	Os	0	0
			7	6	1		
86	5	1	Total	N	Os	0	0
			7	6	1		
86	5	1	Total	N	Os	0	0
			7	6	1		
86	5	1	Total	N	Os	0	0
			7	6	1		
86	5	1	Total	N	Os	0	0
			7	6	1		
86	5	1	Total	N	Os	0	0
			7	6	1		
86	5	1	Total	N	Os	0	0
			7	6	1		
86	5	1	Total	N	Os	0	0
			7	6	1		
86	5	1	Total	N	Os	0	0
			7	6	1		
86	5	1	Total	N	Os	0	0
			7	6	1		
86	5	1	Total	N	Os	0	0
			7	6	1		
86	5	1	Total	N	Os	0	0
			7	6	1		
86	5	1	Total	N	Os	0	0
			7	6	1		
86	5	1	Total	N	Os	0	0
			7	6	1		
86	5	1	Total	N	Os	0	0
			7	6	1		

Continued on next page...

Continued from previous page...

Mol	Chain	Residues	Atoms			ZeroOcc	AltConf
86	5	1	Total	N	Os	0	0
			7	6	1		
86	5	1	Total	N	Os	0	0
			7	6	1		
86	5	1	Total	N	Os	0	0
			7	6	1		
86	5	1	Total	N	Os	0	0
			7	6	1		
86	5	1	Total	N	Os	0	0
			7	6	1		
86	5	1	Total	N	Os	0	0
			7	6	1		
86	5	1	Total	N	Os	0	0
			7	6	1		
86	5	1	Total	N	Os	0	0
			7	6	1		
86	5	1	Total	N	Os	0	0
			7	6	1		
86	5	1	Total	N	Os	0	0
			7	6	1		
86	5	1	Total	N	Os	0	0
			7	6	1		
86	5	1	Total	N	Os	0	0
			7	6	1		
86	5	1	Total	N	Os	0	0
			7	6	1		
86	5	1	Total	N	Os	0	0
			7	6	1		
86	5	1	Total	N	Os	0	0
			7	6	1		
86	5	1	Total	N	Os	0	0
			7	6	1		
86	5	1	Total	N	Os	0	0
			7	6	1		
86	5	1	Total	N	Os	0	0
			7	6	1		

Continued on next page...

Continued from previous page...

Mol	Chain	Residues	Atoms			ZeroOcc	AltConf
86	5	1	Total	N	Os	0	0
			7	6	1		
86	5	1	Total	N	Os	0	0
			7	6	1		
86	5	1	Total	N	Os	0	0
			7	6	1		
86	5	1	Total	N	Os	0	0
			7	6	1		
86	5	1	Total	N	Os	0	0
			7	6	1		
86	5	1	Total	N	Os	0	0
			7	6	1		
86	5	1	Total	N	Os	0	0
			7	6	1		
86	5	1	Total	N	Os	0	0
			7	6	1		
86	5	1	Total	N	Os	0	0
			7	6	1		
86	5	1	Total	N	Os	0	0
			7	6	1		
86	5	1	Total	N	Os	0	0
			7	6	1		
86	5	1	Total	N	Os	0	0
			7	6	1		
86	5	1	Total	N	Os	0	0
			7	6	1		
86	5	1	Total	N	Os	0	0
			7	6	1		
86	5	1	Total	N	Os	0	0
			7	6	1		
86	5	1	Total	N	Os	0	0
			7	6	1		
86	5	1	Total	N	Os	0	0
			7	6	1		

Continued on next page...

Continued from previous page...

Mol	Chain	Residues	Atoms			ZeroOcc	AltConf
86	5	1	Total	N	Os	0	0
			7	6	1		
86	5	1	Total	N	Os	0	0
			7	6	1		
86	5	1	Total	N	Os	0	0
			7	6	1		
86	5	1	Total	N	Os	0	0
			7	6	1		
86	5	1	Total	N	Os	0	0
			7	6	1		
86	5	1	Total	N	Os	0	0
			7	6	1		
86	5	1	Total	N	Os	0	0
			7	6	1		
86	5	1	Total	N	Os	0	0
			7	6	1		
86	5	1	Total	N	Os	0	0
			7	6	1		
86	5	1	Total	N	Os	0	0
			7	6	1		
86	5	1	Total	N	Os	0	0
			7	6	1		
86	5	1	Total	N	Os	0	0
			7	6	1		
86	5	1	Total	N	Os	0	0
			7	6	1		
86	5	1	Total	N	Os	0	0
			7	6	1		
86	5	1	Total	N	Os	0	0
			7	6	1		
86	5	1	Total	N	Os	0	0
			7	6	1		
86	5	1	Total	N	Os	0	0
			7	6	1		

Continued on next page...

Continued from previous page...

Mol	Chain	Residues	Atoms			ZeroOcc	AltConf
86	5	1	Total	N	Os	0	0
			7	6	1		
86	5	1	Total	N	Os	0	0
			7	6	1		
86	5	1	Total	N	Os	0	0
			7	6	1		
86	5	1	Total	N	Os	0	0
			7	6	1		
86	5	1	Total	N	Os	0	0
			7	6	1		
86	5	1	Total	N	Os	0	0
			7	6	1		
86	5	1	Total	N	Os	0	0
			7	6	1		
86	5	1	Total	N	Os	0	0
			7	6	1		
86	5	1	Total	N	Os	0	0
			7	6	1		
86	5	1	Total	N	Os	0	0
			7	6	1		
86	5	1	Total	N	Os	0	0
			7	6	1		
86	5	1	Total	N	Os	0	0
			7	6	1		
86	5	1	Total	N	Os	0	0
			7	6	1		
86	5	1	Total	N	Os	0	0
			7	6	1		
86	5	1	Total	N	Os	0	0
			7	6	1		
86	5	1	Total	N	Os	0	0
			7	6	1		
86	5	1	Total	N	Os	0	0
			7	6	1		
86	5	1	Total	N	Os	0	0
			7	6	1		

Continued on next page...

Continued from previous page...

Mol	Chain	Residues	Atoms			ZeroOcc	AltConf
86	5	1	Total	N	Os	0	0
			7	6	1		
86	5	1	Total	N	Os	0	0
			7	6	1		
86	5	1	Total	N	Os	0	0
			7	6	1		
86	5	1	Total	N	Os	0	0
			7	6	1		
86	5	1	Total	N	Os	0	0
			7	6	1		
86	5	1	Total	N	Os	0	0
			7	6	1		
86	5	1	Total	N	Os	0	0
			7	6	1		
86	5	1	Total	N	Os	0	0
			7	6	1		
86	5	1	Total	N	Os	0	0
			7	6	1		
86	5	1	Total	N	Os	0	0
			7	6	1		
86	5	1	Total	N	Os	0	0
			7	6	1		
86	5	1	Total	N	Os	0	0
			7	6	1		
86	5	1	Total	N	Os	0	0
			7	6	1		
86	5	1	Total	N	Os	0	0
			7	6	1		
86	5	1	Total	N	Os	0	0
			7	6	1		
86	5	1	Total	N	Os	0	0
			7	6	1		
86	5	1	Total	N	Os	0	0
			7	6	1		
86	5	1	Total	N	Os	0	0
			7	6	1		

Continued on next page...

Continued from previous page...

Mol	Chain	Residues	Atoms			ZeroOcc	AltConf
86	5	1	Total	N	Os	0	0
			7	6	1		
86	5	1	Total	N	Os	0	0
			7	6	1		
86	5	1	Total	N	Os	0	0
			7	6	1		
86	5	1	Total	N	Os	0	0
			7	6	1		
86	5	1	Total	N	Os	0	0
			7	6	1		
86	5	1	Total	N	Os	0	0
			7	6	1		
86	5	1	Total	N	Os	0	0
			7	6	1		
86	5	1	Total	N	Os	0	0
			7	6	1		
86	5	1	Total	N	Os	0	0
			7	6	1		
86	5	1	Total	N	Os	0	0
			7	6	1		
86	5	1	Total	N	Os	0	0
			7	6	1		
86	5	1	Total	N	Os	0	0
			7	6	1		
86	5	1	Total	N	Os	0	0
			7	6	1		
86	5	1	Total	N	Os	0	0
			7	6	1		
86	5	1	Total	N	Os	0	0
			7	6	1		
86	5	1	Total	N	Os	0	0
			7	6	1		
86	5	1	Total	N	Os	0	0
			7	6	1		
86	5	1	Total	N	Os	0	0
			7	6	1		

Continued on next page...

Continued from previous page...

Mol	Chain	Residues	Atoms			ZeroOcc	AltConf
86	5	1	Total	N	Os	0	0
			7	6	1		
86	5	1	Total	N	Os	0	0
			7	6	1		
86	5	1	Total	N	Os	0	0
			7	6	1		
86	5	1	Total	N	Os	0	0
			7	6	1		
86	5	1	Total	N	Os	0	0
			7	6	1		
86	5	1	Total	N	Os	0	0
			7	6	1		
86	5	1	Total	N	Os	0	0
			7	6	1		
86	5	1	Total	N	Os	0	0
			7	6	1		
86	5	1	Total	N	Os	0	0
			7	6	1		
86	5	1	Total	N	Os	0	0
			7	6	1		
86	5	1	Total	N	Os	0	0
			7	6	1		
86	5	1	Total	N	Os	0	0
			7	6	1		
86	5	1	Total	N	Os	0	0
			7	6	1		
86	5	1	Total	N	Os	0	0
			7	6	1		
86	5	1	Total	N	Os	0	0
			7	6	1		
86	5	1	Total	N	Os	0	0
			7	6	1		
86	5	1	Total	N	Os	0	0
			7	6	1		
86	5	1	Total	N	Os	0	0
			7	6	1		

Continued on next page...

Continued from previous page...

Mol	Chain	Residues	Atoms			ZeroOcc	AltConf
86	5	1	Total	N	Os	0	0
			7	6	1		
86	5	1	Total	N	Os	0	0
			7	6	1		
86	5	1	Total	N	Os	0	0
			7	6	1		
86	5	1	Total	N	Os	0	0
			7	6	1		
86	5	1	Total	N	Os	0	0
			7	6	1		
86	5	1	Total	N	Os	0	0
			7	6	1		
86	5	1	Total	N	Os	0	0
			7	6	1		
86	5	1	Total	N	Os	0	0
			7	6	1		
86	5	1	Total	N	Os	0	0
			7	6	1		
86	5	1	Total	N	Os	0	0
			7	6	1		
86	5	1	Total	N	Os	0	0
			7	6	1		
86	5	1	Total	N	Os	0	0
			7	6	1		
86	5	1	Total	N	Os	0	0
			7	6	1		
86	5	1	Total	N	Os	0	0
			7	6	1		
86	5	1	Total	N	Os	0	0
			7	6	1		
86	5	1	Total	N	Os	0	0
			7	6	1		
86	5	1	Total	N	Os	0	0
			7	6	1		
86	5	1	Total	N	Os	0	0
			7	6	1		

Continued on next page...

Continued from previous page...

Mol	Chain	Residues	Atoms			ZeroOcc	AltConf
86	5	1	Total	N	Os	0	0
			7	6	1		
86	5	1	Total	N	Os	0	0
			7	6	1		
86	5	1	Total	N	Os	0	0
			7	6	1		
86	5	1	Total	N	Os	0	0
			7	6	1		
86	5	1	Total	N	Os	0	0
			7	6	1		
86	5	1	Total	N	Os	0	0
			7	6	1		
86	5	1	Total	N	Os	0	0
			7	6	1		
86	5	1	Total	N	Os	0	0
			7	6	1		
86	5	1	Total	N	Os	0	0
			7	6	1		
86	5	1	Total	N	Os	0	0
			7	6	1		
86	5	1	Total	N	Os	0	0
			7	6	1		
86	5	1	Total	N	Os	0	0
			7	6	1		
86	5	1	Total	N	Os	0	0
			7	6	1		
86	5	1	Total	N	Os	0	0
			7	6	1		
86	5	1	Total	N	Os	0	0
			7	6	1		
86	5	1	Total	N	Os	0	0
			7	6	1		
86	5	1	Total	N	Os	0	0
			7	6	1		

Continued on next page...

Continued from previous page...

Mol	Chain	Residues	Atoms			ZeroOcc	AltConf
86	5	1	Total	N	Os	0	0
			7	6	1		
86	5	1	Total	N	Os	0	0
			7	6	1		
86	5	1	Total	N	Os	0	0
			7	6	1		
86	5	1	Total	N	Os	0	0
			7	6	1		
86	5	1	Total	N	Os	0	0
			7	6	1		
86	5	1	Total	N	Os	0	0
			7	6	1		
86	5	1	Total	N	Os	0	0
			7	6	1		
86	5	1	Total	N	Os	0	0
			7	6	1		
86	5	1	Total	N	Os	0	0
			7	6	1		
86	5	1	Total	N	Os	0	0
			7	6	1		
86	5	1	Total	N	Os	0	0
			7	6	1		
86	5	1	Total	N	Os	0	0
			7	6	1		
86	5	1	Total	N	Os	0	0
			7	6	1		
86	5	1	Total	N	Os	0	0
			7	6	1		
86	5	1	Total	N	Os	0	0
			7	6	1		
86	5	1	Total	N	Os	0	0
			7	6	1		
86	5	1	Total	N	Os	0	0
			7	6	1		
86	5	1	Total	N	Os	0	0
			7	6	1		

Continued on next page...

Continued from previous page...

Mol	Chain	Residues	Atoms			ZeroOcc	AltConf
86	5	1	Total	N	Os	0	0
			7	6	1		
86	5	1	Total	N	Os	0	0
			7	6	1		
86	7	1	Total	N	Os	0	0
			7	6	1		
86	7	1	Total	N	Os	0	0
			7	6	1		
86	7	1	Total	N	Os	0	0
			7	6	1		
86	7	1	Total	N	Os	0	0
			7	6	1		
86	7	1	Total	N	Os	0	0
			7	6	1		
86	7	1	Total	N	Os	0	0
			7	6	1		
86	7	1	Total	N	Os	0	0
			7	6	1		
86	7	1	Total	N	Os	0	0
			7	6	1		
86	8	1	Total	N	Os	0	0
			7	6	1		
86	8	1	Total	N	Os	0	0
			7	6	1		
86	8	1	Total	N	Os	0	0
			7	6	1		
86	8	1	Total	N	Os	0	0
			7	6	1		
86	8	1	Total	N	Os	0	0
			7	6	1		
86	8	1	Total	N	Os	0	0
			7	6	1		
86	8	1	Total	N	Os	0	0
			7	6	1		

Continued on next page...

Continued from previous page...

Mol	Chain	Residues	Atoms			ZeroOcc	AltConf
86	8	1	Total	N	Os	0	0
			7	6	1		
86	8	1	Total	N	Os	0	0
			7	6	1		
86	8	1	Total	N	Os	0	0
			7	6	1		
86	8	1	Total	N	Os	0	0
			7	6	1		
86	8	1	Total	N	Os	0	0
			7	6	1		
86	8	1	Total	N	Os	0	0
			7	6	1		
86	13	1	Total	N	Os	0	0
			7	6	1		
86	13	1	Total	N	Os	0	0
			7	6	1		
86	14	1	Total	N	Os	0	0
			7	6	1		
86	14	1	Total	N	Os	0	0
			7	6	1		
86	15	1	Total	N	Os	0	0
			7	6	1		
86	15	1	Total	N	Os	0	0
			7	6	1		
86	15	1	Total	N	Os	0	0
			7	6	1		
86	15	1	Total	N	Os	0	0
			7	6	1		
86	19	1	Total	N	Os	0	0
			7	6	1		
86	m0	1	Total	N	Os	0	0
			7	6	1		
86	m0	1	Total	N	Os	0	0
			7	6	1		
86	m1	1	Total	N	Os	0	0
			7	6	1		
86	m4	1	Total	N	Os	0	0
			7	6	1		
86	m5	1	Total	N	Os	0	0
			7	6	1		

Continued on next page...

Continued from previous page...

Mol	Chain	Residues	Atoms			ZeroOcc	AltConf
86	m6	1	Total	N	Os	0	0
			7	6	1		
86	m7	1	Total	N	Os	0	0
			7	6	1		
86	m8	1	Total	N	Os	0	0
			7	6	1		
86	n3	1	Total	N	Os	0	0
			7	6	1		
86	n3	1	Total	N	Os	0	0
			7	6	1		
86	n6	1	Total	N	Os	0	0
			7	6	1		
86	n9	1	Total	N	Os	0	0
			7	6	1		
86	o2	1	Total	N	Os	0	0
			7	6	1		
86	o3	1	Total	N	Os	0	0
			7	6	1		
86	o7	1	Total	N	Os	0	0
			7	6	1		
86	o7	1	Total	N	Os	0	0
			7	6	1		
86	q2	1	Total	N	Os	0	0
			7	6	1		

- Molecule 87 is ZINC ION (three-letter code: ZN) (formula: Zn).

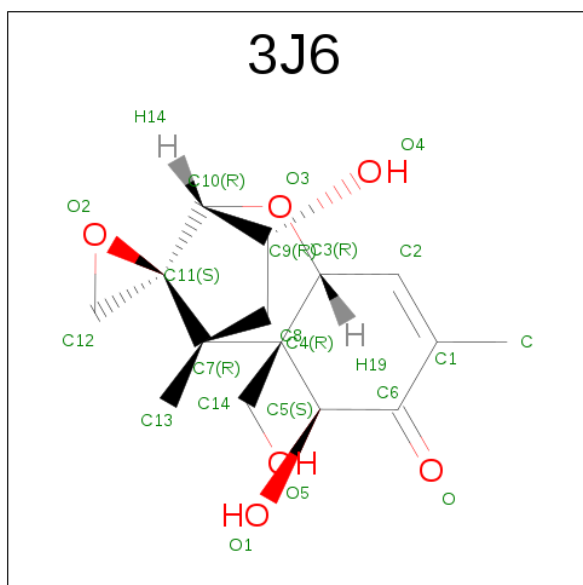
Mol	Chain	Residues	Atoms		ZeroOcc	AltConf
87	q0	1	Total	Zn	0	0
			1	1		
87	D6	1	Total	Zn	0	0
			1	1		
87	Q2	1	Total	Zn	0	0
			1	1		
87	e1	1	Total	Zn	0	0
			1	1		
87	Q3	1	Total	Zn	0	0
			1	1		
87	D9	1	Total	Zn	0	0
			1	1		
87	E1	1	Total	Zn	0	0
			1	1		

Continued on next page...

Continued from previous page...

Mol	Chain	Residues	Atoms		ZeroOcc	AltConf
87	Q0	1	Total	Zn	0	0
			1	1		
87	d7	1	Total	Zn	0	0
			1	1		
87	q3	1	Total	Zn	0	0
			1	1		
87	d9	1	Total	Zn	0	0
			1	1		
87	D7	1	Total	Zn	0	0
			1	1		
87	d6	1	Total	Zn	0	0
			1	1		
87	o7	1	Total	Zn	0	0
			1	1		
87	O7	1	Total	Zn	0	0
			1	1		
87	q2	1	Total	Zn	0	0
			1	1		

- Molecule 88 is (3beta,7alpha)-3,7,15-trihydroxy-12,13-epoxytrichothec-9-en-8-one (three-letter code: 3J6) (formula: C₁₅H₂₀O₆).



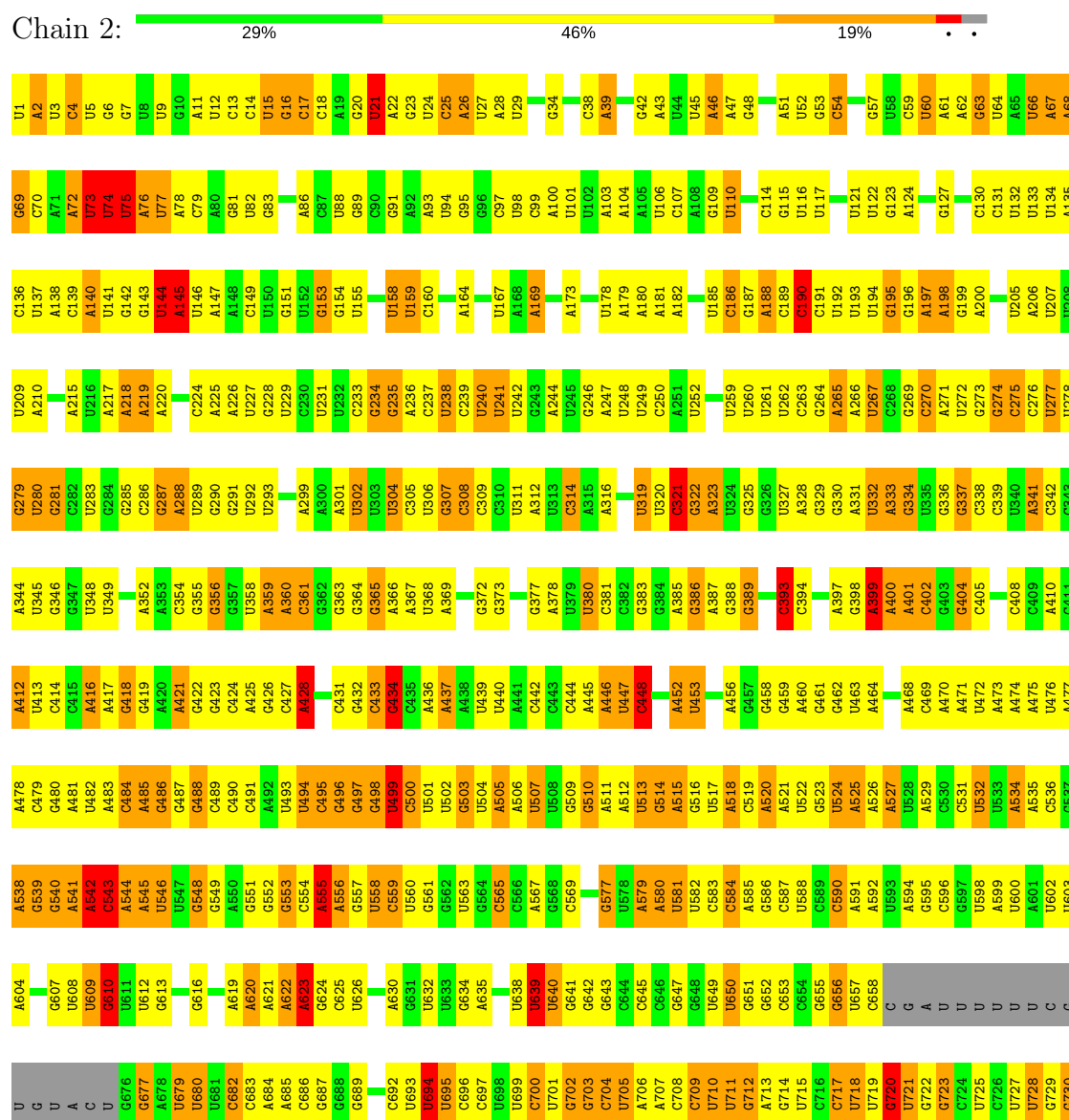
Mol	Chain	Residues	Atoms			ZeroOcc	AltConf
88	1	1	Total	C	O	0	0
			21	15	6		
88	5	1	Total	C	O	0	0
			21	15	6		

3 Residue-property plots

These plots are drawn for all protein, RNA and DNA chains in the entry. The first graphic for a chain summarises the proportions of the various outlier classes displayed in the second graphic. The second graphic shows the sequence view annotated by issues in geometry and electron density. Residues are color-coded according to the number of geometric quality criteria for which they contain at least one outlier: green = 0, yellow = 1, orange = 2 and red = 3 or more. A red dot above a residue indicates a poor fit to the electron density ($RSRZ > 2$). Stretches of 2 or more consecutive residues without any outlier are shown as a green connector. Residues present in the sample, but not in the model, are shown in grey.

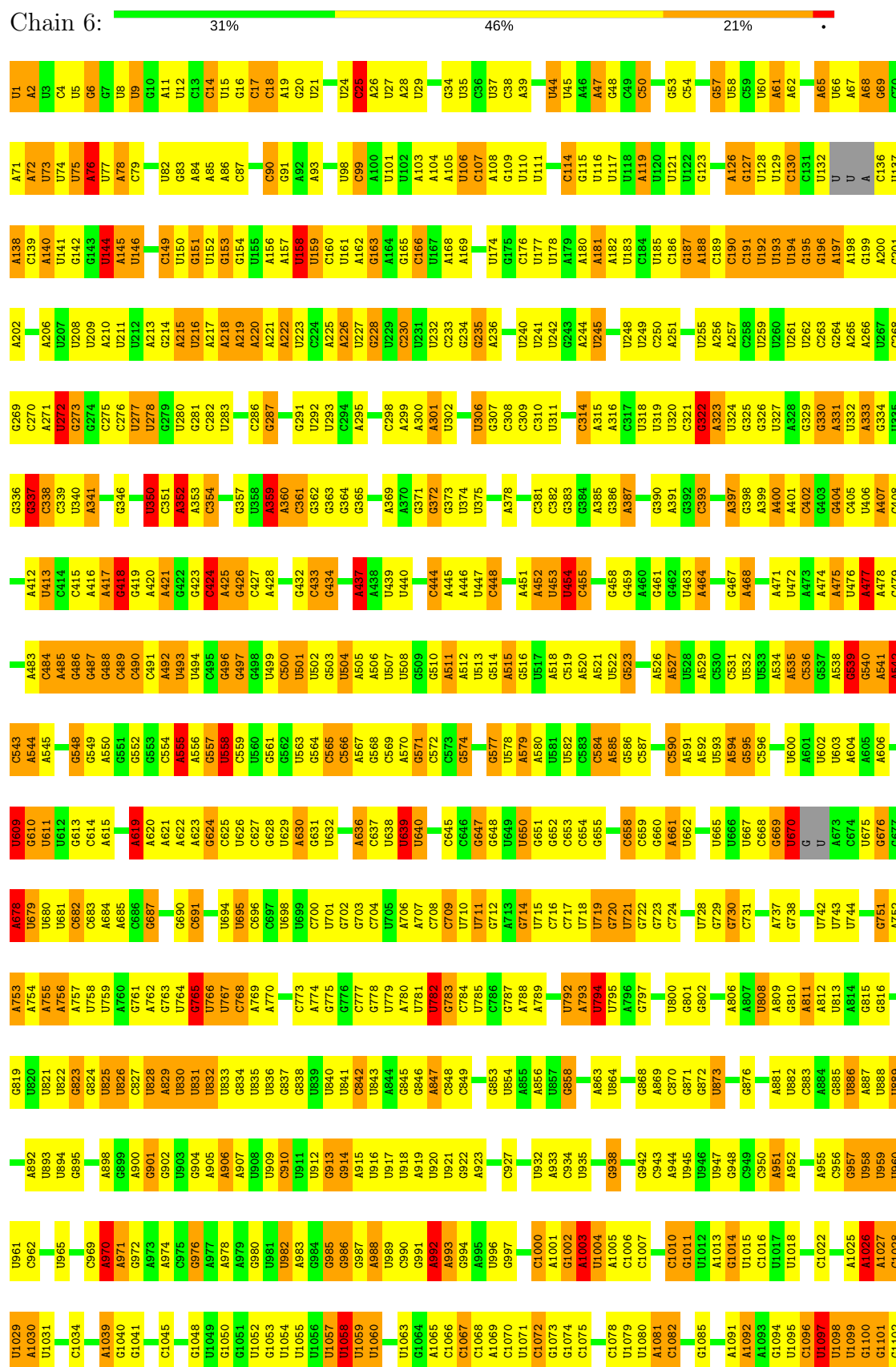
Note EDS failed to run properly.

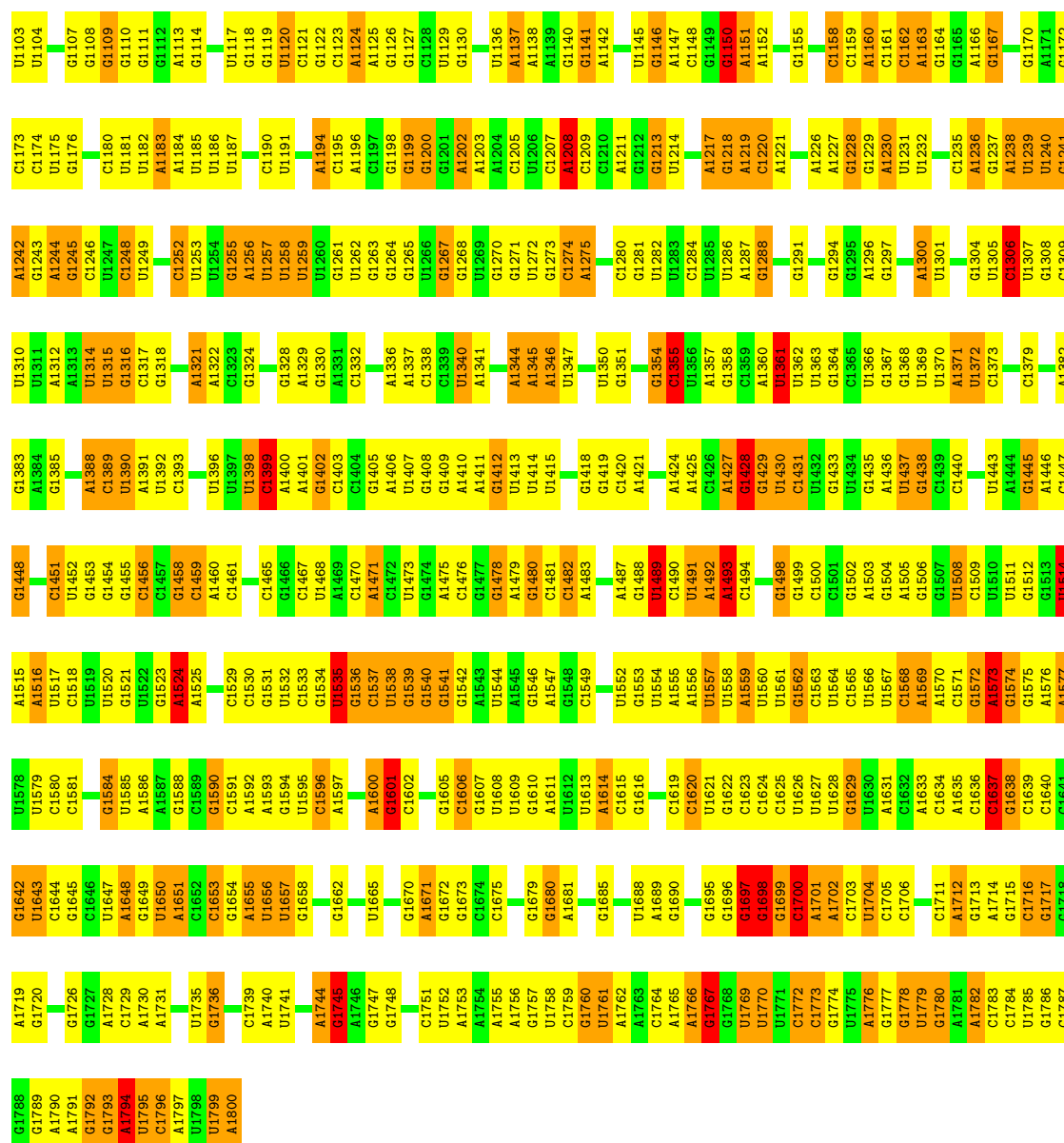
• Molecule 1: 18S ribosomal RNA



U1769	G	C1624	U1561	U1497	U1432	C1365	U1291	A1166	C1096	A1023	G948	A881	U800	C731
U1770	G	C1625	G1562	U1498	G1433	U1366	U1232	G1167	U1097	A1026	C949	U882	G801	G732
C1773	C	G1629	C1563	G1499	U1434	G1367	G1233	G1168	G1100	A1027	C950	C883	A803	A734
G1774	A	U1630	U1564	G1499	G1435	G1368	G1234	G1169	G1101	U1028	A951	A884	A735	C735
U1775	C	A1631	C1565	C1500	U1436	U1369	C1235	A1170	G1102	G1029	A952	U886	A812	C736
U1776	C	U1566	U1566	U1503	U1437	U1370	G1236	A1171	G1103	A1030	A954	A887	U737	A737
G1777	U	C1636	U1567	G1504	G1438	A1371	G1237	G1172	U1104	U1031	A955	U888	U813	G738
U1778	C	C1637	C1568	G1504	C1439	A1375	U1238	C1173	C1105	G1032	U958	U889	A814	G739
U1779	C	G1638	A1505	U1506	G1440	G1308	U1239	U1175	U1106	C1033	U959	A890	G815	A740
G1780	U	U1507	G1570	G1506	C1441	C1309	G1241	U1176	G1107	C1034	U960	A891	G816	C741
A1781	C	G1642	U1508	U1508	U1443	U1310	A1242	C1177	G1108	G1035	U961	A892	A817	U742
A1782	U	U1573	C1572	C1509	U1444	U1311	G1243	G1178	G1109	A1039	U961	U893	C818	U743
C1783	C	G1574	G1445	U1510	G1445	A1384	A1244	G1179	G1110	G1040	A966	U894	C819	C747
C1784	A	G1575	U1385	U1511	U1446	G1385	G1245	G1179	G1111	G1041	A967	U895	U820	C747
U1785	G	A1576	G1386	U1512	C1447	U1314	G1245	U1180	G1112	U1042	U968	U896	U821	G751
G1786	A	U1514	G1448	U1515	U1448	U1315	C1248	U1181	G1113	G1042	C969	U897	U822	A752
A1791	G	A1515	U1449	A1515	U1449	U1316	U1249	U1182	G1114	G1046	A973	A900	U825	A753
G1792	C	U1516	U1450	U1517	U1450	C1317	U1250	U1184	G1118	G1060	A974	A901	U826	A754
G1793	U	U1517	U1451	U1518	U1451	G1318	U1251	U1185	G1119	G1061	A975	A902	U827	A755
U1794	G	U1518	U1452	U1519	U1452	U1319	U1252	U1186	U1120	U1062	A976	A903	U828	A756
U1795	A	G1521	G1453	U1520	G1453	U1320	U1253	U1187	G1125	G1063	A977	A904	U829	U758
C1796	C	U1522	G1454	U1521	G1454	U1321	U1254	U1188	G1126	U1064	A978	U905	U830	U759
A1797	A	G1523	C1455	U1522	G1455	C1322	G1255	U1189	U1130	U1065	A979	U912	U831	G763
U1798	U	A1524	G1456	U1523	G1456	C1323	A1256	U1190	U1131	U1066	A980	G913	U832	U764
A1799	C	U1525	C1457	U1524	G1457	G1324	U1257	U1191	U1132	U1067	A981	G914	U833	U765
C1799	U	U1526	U1458	U1525	U1458	A1325	U1258	U1192	U1133	U1068	A982	G915	U834	U766
U1799	A	U1527	U1459	U1526	U1459	C1326	U1259	U1193	U1134	U1069	A983	U916	U835	U767
A1799	C	U1528	C1460	U1527	U1460	C1327	U1260	U1194	U1135	U1070	A984	U917	U836	G768
U1799	A	U1529	U1461	U1528	U1461	U1328	U1261	U1195	U1136	U1071	A985	U918	U837	U769
U1799	C	U1530	G1462	U1529	G1462	G1330	U1262	U1196	U1137	U1072	A986	U919	U838	G772
U1799	A	U1531	C1403	U1530	C1403	A1331	U1263	U1197	U1138	U1073	A987	U920	U839	A770
U1799	C	U1532	U1404	U1531	U1404	C1332	U1264	U1198	U1139	U1074	A988	U921	U840	A771
U1799	A	U1533	G1405	U1532	G1405	C1333	U1265	U1199	U1140	U1075	A989	U922	U841	G773
U1799	C	U1534	U1406	U1533	U1406	A1334	U1266	U1200	U1141	U1076	A990	U923	U842	A774
U1799	A	U1535	G1407	U1534	G1407	U1335	U1267	U1201	U1142	G1077	A991	U924	U843	G775
U1799	C	U1536	U1408	U1535	U1408	C1336	U1268	U1202	U1143	G1078	A992	U925	U844	G776
U1799	A	U1537	G1409	U1536	G1409	A1337	U1269	U1203	U1144	G1079	A993	U926	U845	G777
U1799	C	U1538	U1410	U1537	U1410	C1338	U1270	U1204	U1145	G1080	A994	U927	U846	A778
U1799	A	U1539	G1411	U1538	G1411	C1339	U1271	U1205	U1146	A1001	A995	U928	U847	U779
U1799	C	U1540	U1412	U1539	U1412	U1340	U1272	U1206	U1147	G1081	A996	U929	U848	A780
U1799	A	U1541	U1413	U1540	U1413	A1341	U1273	U1207	U1148	G1082	A1000	U930	U849	U781
U1799	C	U1542	U1414	U1541	U1414	C1342	U1274	U1208	U1149	G1083	G1000	U931	U850	U782
U1799	A	U1543	U1415	U1542	U1415	A1343	U1275	U1209	U1150	A1084	A1001	U932	U851	G783
U1799	C	U1544	U1416	U1543	U1416	C1344	U1276	U1210	U1151	G1085	G1002	U933	U852	C784
U1799	A	U1545	G1417	U1544	G1417	A1345	U1277	U1211	U1152	G1086	G1003	U934	U853	U785
U1799	C	U1546	U1418	U1545	U1418	C1346	U1278	U1212	U1153	G1087	A1004	U935	U854	A786
U1799	A	U1547	G1419	U1546	G1419	U1347	U1279	U1213	U1154	A1088	U1005	U936	U855	U787
U1799	C	U1548	U1420	U1547	U1420	C1348	U1280	U1214	U1155	G1089	A1006	U937	U856	U788
U1799	A	U1549	G1421	U1548	G1421	U1349	U1281	U1215	U1156	G1090	G1007	U938	U857	A789
U1799	C	U1550	U1422	U1549	U1422	C1350	U1282	U1216	U1157	G1091	A1008	U939	U858	U790
U1799	A	U1551	U1423	U1550	U1423	C1351	U1283	U1217	U1158	G1092	U1009	U940	U859	U791
U1799	C	U1552	G1424	U1551	G1424	C1352	U1284	U1218	U1159	G1093	G1010	U941	U860	U792
U1799	A	U1553	U1425	U1552	U1425	G1353	U1285	U1219	U1160	A1089	A1001	U942	U861	A793
U1799	C	U1554	G1426	U1553	G1426	C1354	U1286	U1220	U1161	G1090	G1011	U943	U862	U794
U1799	A	U1555	U1427	U1554	U1427	C1355	U1287	U1221	U1162	G1091	A1002	U944	U863	U795
U1799	C	U1556	G1428	U1555	G1428	C1356	U1288	U1222	U1163	A1092	G1003	U945	U864	A796
U1799	A	U1557	U1429	U1556	U1429	U1357	U1289	U1223	U1164	G1093	A1004	U946	U865	A797
U1799	C	U1558	U1430	U1557	U1430	C1358	U1290	U1224	U1165	A1094	U1005	U947	U866	A798
U1799	A	U1559	G1431	U1558	G1431	U1359	U1291	U1225	U1166	G1095	G1006	U948	U867	U799
U1799	C	U1560	C1432	U1559	C1432	C1360	U1292	U1226	U1167	G1096	A1007	U949	U868	U800
U1799	A	U1561	U1433	U1560	U1433	C1361	U1293	U1227	U1168	G1097	U1008	U950	U869	U801
U1799	C	U1562	G1434	U1561	G1434	C1362	U1294	U1228	U1169	G1098	G1009	U951	U870	U802
U1799	A	U1563	U1435	U1562	U1435	C1363	U1295	U1229	U1170	G1099	A1010	U952	U871	U803
U1799	C	U1564	C1436	U1563	C1436	C1364	U1296	U1230	U1171	G1100	G1011	U953	U872	U804
U1799	A	U1565	U1437	U1564	U1437	C1365	U1297	U1231	U1172	G1101	A1012	U954	U873	U805
U1799	C	U1566	U1438	U1565	U1438	C1366	U1298	U1232	U1173	G1102	G1013	U955	U874	U806
U1799	A	U1567	G1439	U1566	G1439	C1367	U1299	U1233	U1174	G1103	A1014	U956	U875	U807
U1799	C	U1568	U1440	U1567	U1440	C1368	U1300	U1234	U1175	G1104	G1015	U957	U876	U808
U1799	A	U1569	C1441	U1568	C1441	C1369	U1301	U1235	U1176	G1105	A1015	U958	U877	U809
U1799	C	U1570	U1442	U1569	U1442	C1370	U1302	U1236	U1177	G1106	G1016	U959	U878	U810
U1799	A	U1571	U1443	U1570	U1443	C1371	U1303	U1237	U1178	G1107	A1017	U960	U879	U811
U1799	C	U1572	U1444	U1571	U1444	C1372	U1304	U1238	U1179	G1108	G1018	U961	U880	U812
U1799	A	U1573	G1445	U1572	G1445	C1373	U1305	U1239	U1180	G1109	A1019	U962	U881	U813
U1799	C	U1574	U1446	U1573	U1446	C1374	U1306	U1240	U1181	G1110	G1019	U963	U882	U814
U1799	A	U1575	G1447	U1574	G1447	C1375	U1307	U1241	U1182	G1111	A1020	U964	U883	U815
U1799	C	U1576	U1448	U1575	U1448	C1376	U1308	U1242	U1183	G1112	G1020	U965	U884	U816
U1799	A	U1577	U1449	U1576	U1449	C1377	U1309	U1243	U1184	G1113	A1021	U966	U885	U817
U1799	C	U1578	U1450	U1577	U1450	C1378	U1310	U1244	U1185	G1114	G1022	U967	U886	U818
U1799	A	U1579	U1451	U1578	U1451	C1379	U1311	U1245	U1186	G1115	A1023	U968	U887	U819
U1799	C	U1580	U1452	U1579	U1452	C1380	U1312	U1246	U1187	G1116	G1024	U969	U888	U820
U1799	A	U1581	U1453	U1580	U1453	C1381	U1313	U1247	U1188	G1117	A1025	U970	U889	U821
U1799	C	U1582	G1454	U1581	G1454	C1382	U1314	U1248	U1189	G1118	G1026	U971	U890	U822
U1799	A	U1583	U1455	U1582	U1455	C1383	U1315	U1249	U1190	G1119	G1027	U972	U891	U823
U1799	C	U1584	U1456	U1583	U1456	C1384	U1316	U1250	U1191	G1120	A1028	U973	U892	U824
U1799	A	U1585	G1457	U1584	G1457	C1385	U1317	U1251	U1192	G1121	G1029	U974	U893	U825
U1799	C	U1586	U1458	U1585	U1458	C1386	U1318	U1252	U1193	G1122	A1030	U975	U894	

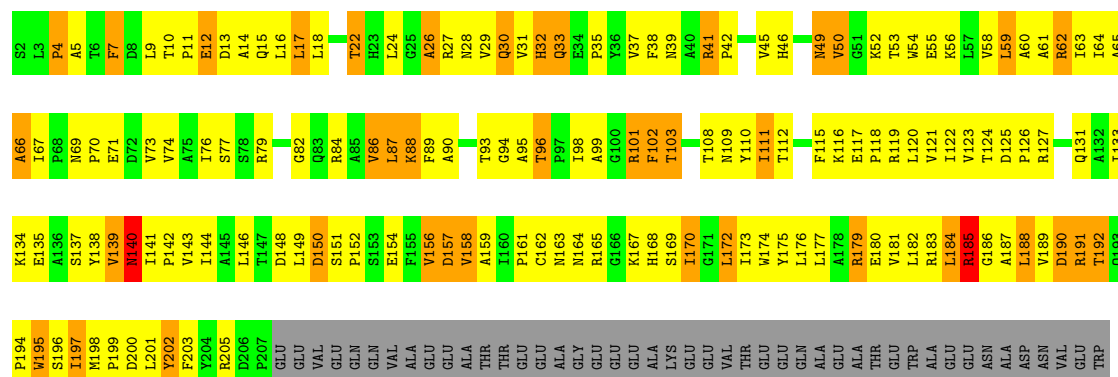
● Molecule 1: 18S ribosomal RNA

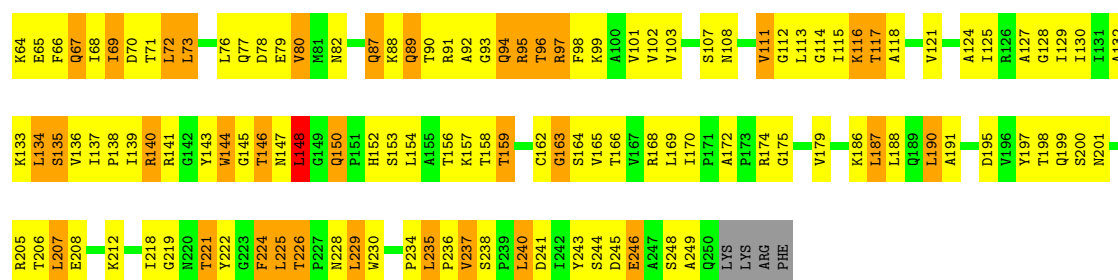




• Molecule 2: 40S ribosomal protein S0-A

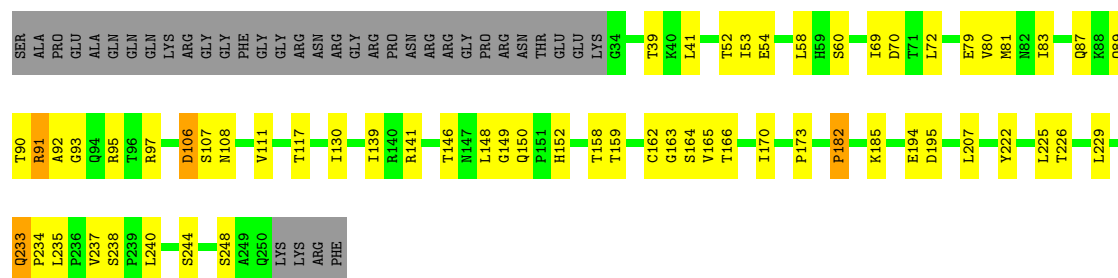
Chain S0: 21% 45% 16% 18%





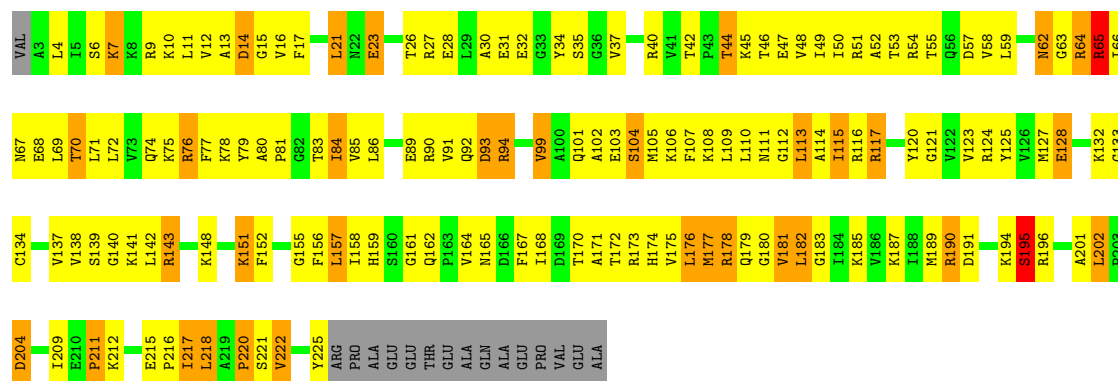
• Molecule 4: 40S ribosomal protein S2

Chain s2: 62% 23% 14%



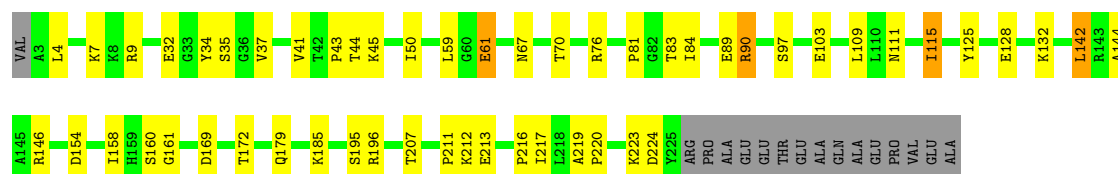
• Molecule 5: 40S ribosomal protein S3

Chain S3: 29% 49% 14% 7%



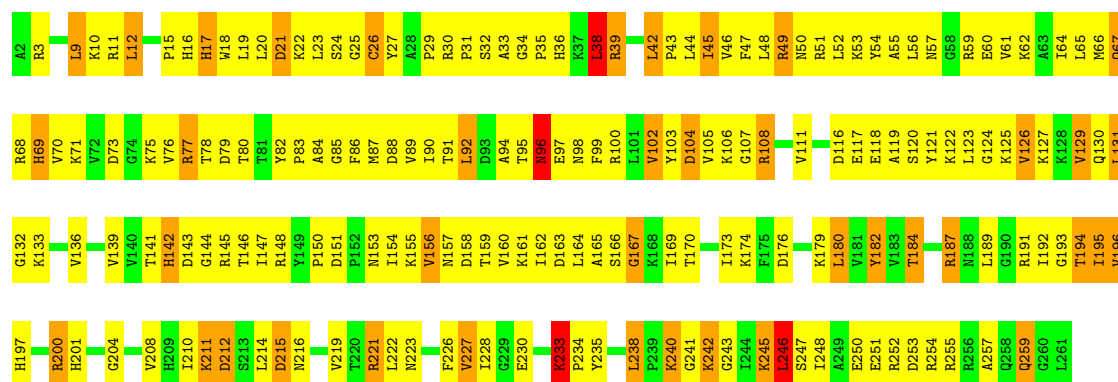
• Molecule 5: 40S ribosomal protein S3

Chain s3: 71% 21% 7%



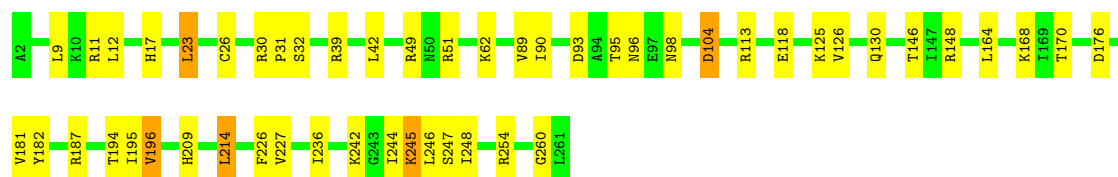
• Molecule 6: 40S ribosomal protein S4-A

Chain S4: 27% 56% 15%



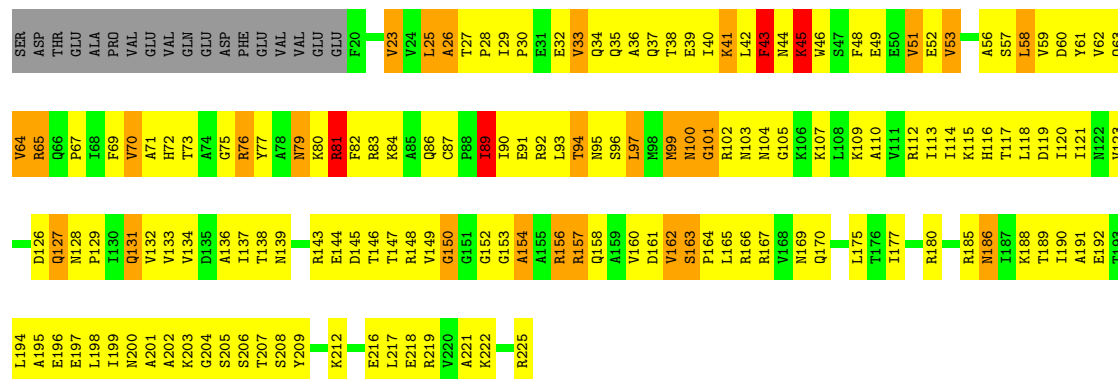
• Molecule 6: 40S ribosomal protein S4-A

Chain s4: 80% 18%



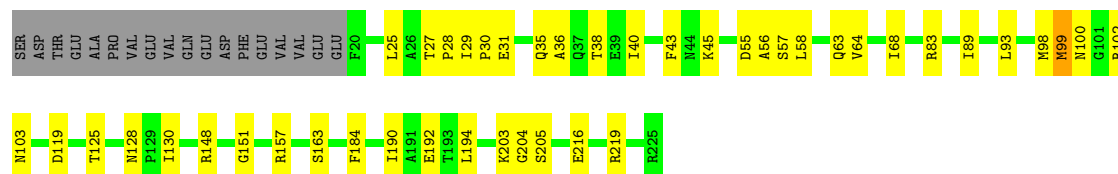
• Molecule 7: 40S ribosomal protein S5

Chain S5: 23% 55% 12% 8%



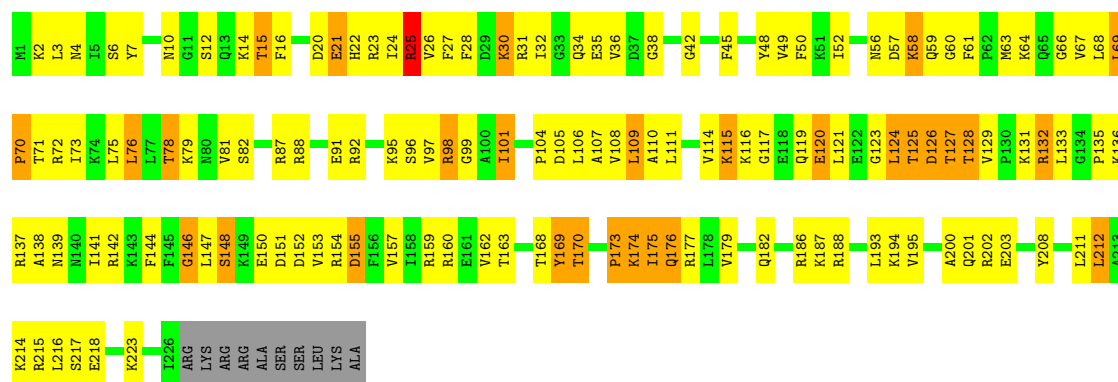
• Molecule 7: 40S ribosomal protein S5

Chain s5: 72% 19% 8%

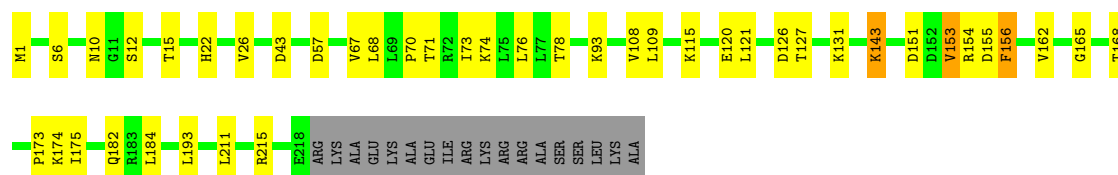
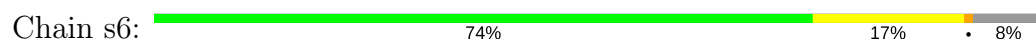


• Molecule 8: 40S ribosomal protein S6-A


Chain S6: 36% 47% 12%



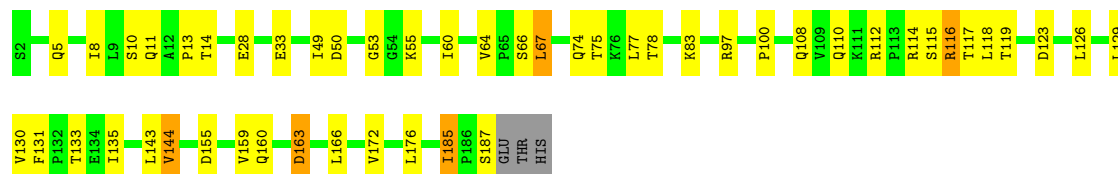
• Molecule 8: 40S ribosomal protein S6-A



• Molecule 9: 40S ribosomal protein S7-A

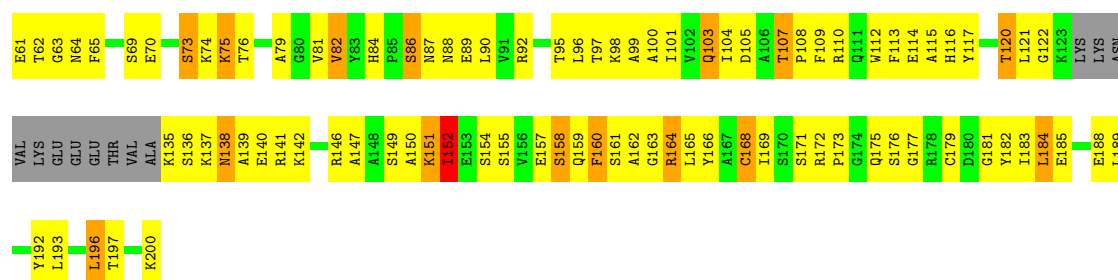


• Molecule 9: 40S ribosomal protein S7-A



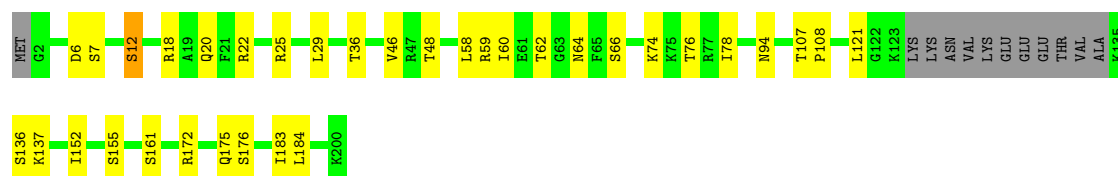
• Molecule 10: 40S ribosomal protein S8-A





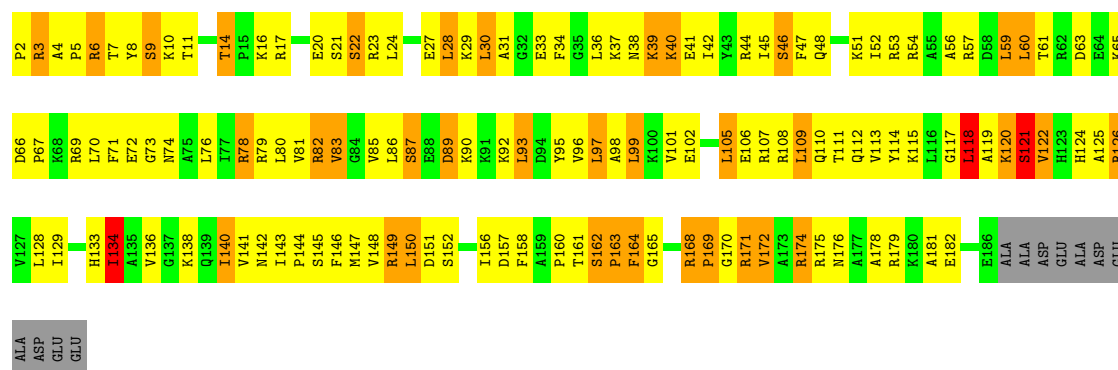
• Molecule 10: 40S ribosomal protein S8-A

Chain s8: 77% 17% 6%



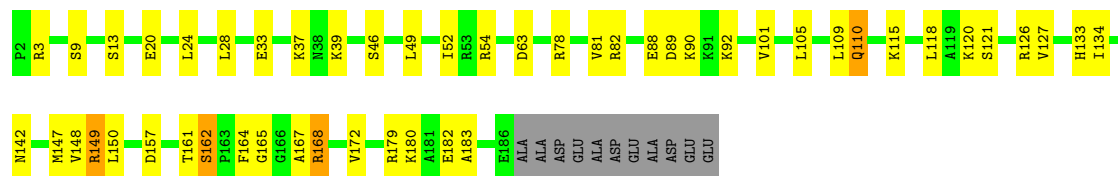
• Molecule 11: 40S ribosomal protein S9-A

Chain S9: 24% 50% 18% 6%



• Molecule 11: 40S ribosomal protein S9-A

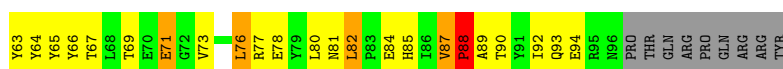
Chain s9: 69% 23% 6%



• Molecule 12: 40S ribosomal protein S10-A

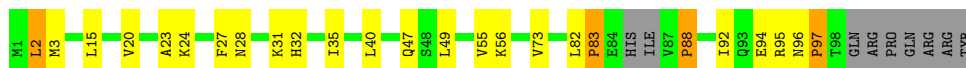
Chain C0: 21% 56% 13% 9%





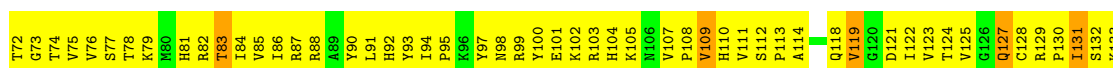

• Molecule 12: 40S ribosomal protein S10-A

Chain c0: 68% 20% 9%




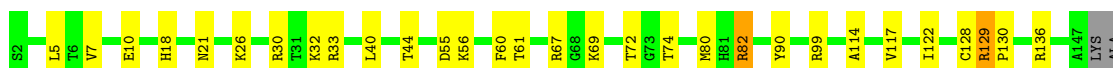
• Molecule 13: 40S ribosomal protein S11-A

Chain C1: 30% 56% 13%



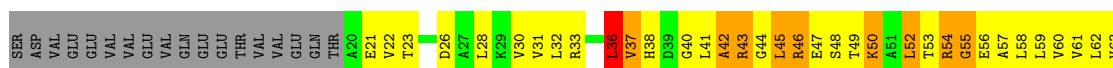
• Molecule 13: 40S ribosomal protein S11-A

Chain c1: 75% 18% 6%



• Molecule 14: 40S ribosomal protein S12

Chain C2: 27% 42% 15% 13%



• Molecule 14: 40S ribosomal protein S12

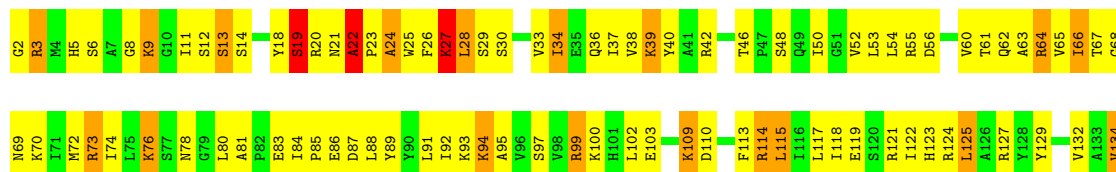
Chain c2: 64% 22% 13%





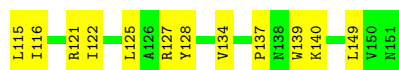
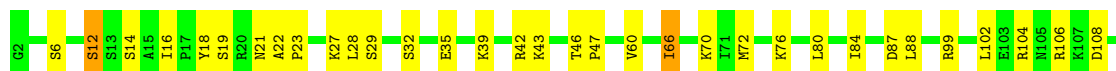
- Molecule 15: 40S ribosomal protein S13

Chain C3: 32% 51% 15%



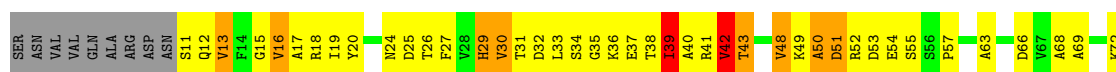
- Molecule 15: 40S ribosomal protein S13

Chain c3: 70% 29%




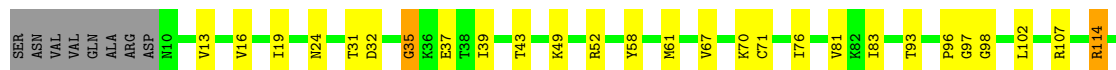
- Molecule 16: 40S ribosomal protein S14-A

Chain C4: 28% 48% 14% 7%



- Molecule 16: 40S ribosomal protein S14-A

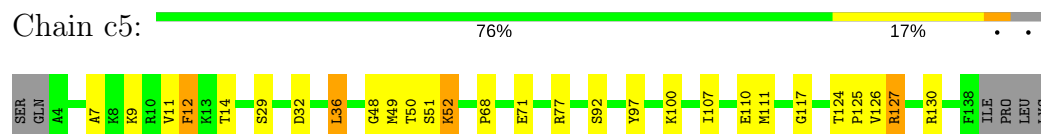
Chain c4: 67% 26% 6%



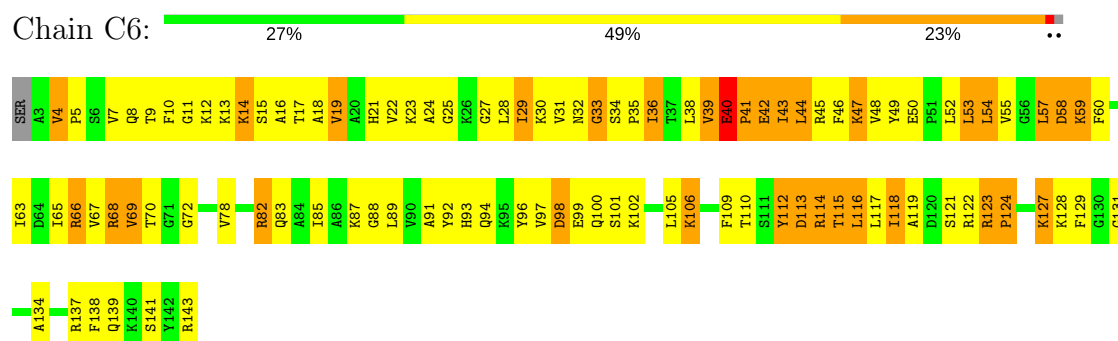
- Molecule 17: 40S ribosomal protein S15



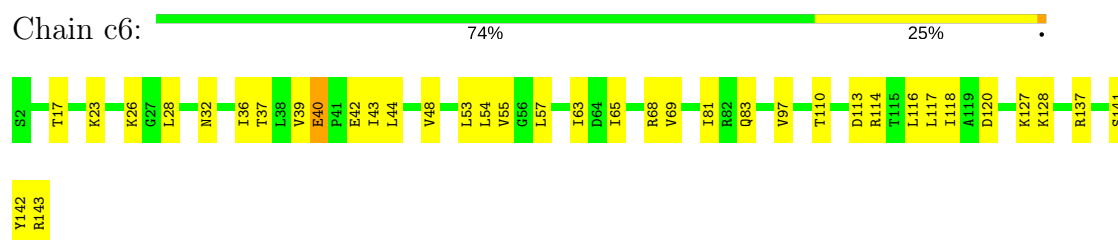
• Molecule 17: 40S ribosomal protein S15



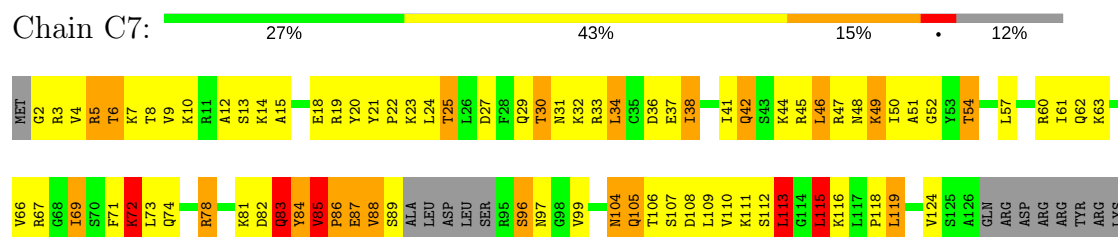
• Molecule 18: 40S ribosomal protein S16-A



• Molecule 18: 40S ribosomal protein S16-A



• Molecule 19: 40S ribosomal protein S17-A



ARG
VAL

- Molecule 19: 40S ribosomal protein S17-A

Chain c7:  68% 16% 14%

MET G2 R3 V4 R5 T6 V9 I17 L34 R45 L46 R47 R60 I61 I69 K72 D82 Q83 R84 V85 R86 R87 V88 R89 A90 LEU ASP LEU SER R95 V99 N104 S112 L113 K116 S120 V121 I122 ASN VAL SER ALA GLN ARG ASP ARG

TYR
ARG
LYS
ARG
VAL

- Molecule 20: 40S ribosomal protein S18-A

Chain C8:  26% 57% 16%

S2 L3 V4 V5 Q6 T6 Q8 G9 S10 S11 Q12 H13 I14 L15 R16 L17 L18 N19 T20 T21 V22 D23 D24 T25 N26 K27 L28 V29 A31 A32 L33 T34 S35 I36 K36 G37 V38 G39 R40 R41 Y42 L45 V46 K49 A50 D51 V52 D53 L54 H55 K56 R57 R58 A59 E60 L61 T62

E65 L66 E67 R68 Q69 T69 Q71 Q72 Q73 Q74 Q75 Q76 Q77 H78 Y79 R80 R81 R82 A83 A84 R85 R86 R87 R88 R89 R90 D91 T92 T93 D94 G95 K96 D97 Y98 H99 H100 T101 L101 A102 K108 L109 R110 D111 D112 R115 L116 K117 K118 T119 R120 A121 H122 R123 G124 T125 R126 F127 T128

R132 V133 R134 Q135 Q136 H137 T138 K139 T140 T141 G142 R143 R144 R145 A146

- Molecule 20: 40S ribosomal protein S18-A

Chain c8:  75% 22%

S2 L3 V4 H13 I14 L15 N25 L28 V29 T33 K36 G37 V38 G39 R40 R41 H55 K56 R57 L61 T62 Q63 I69 T77 F85 N90 D91 D94 D97 T100 L101 A102 E106 R115 L116 V133 R134 G135 Q136 H137 T138 T141

G142 R143 R144 R145 A146

- Molecule 21: 40S ribosomal protein S19-A


Chain C9:  25% 62% 13%


P2 G3 S5 S6 R7 D8 A10 D13 F14 I15 L16 A17 A18 A19 S20 S21 F21 L22 Q23 R24 Q25 Q26 K27 L28 E29 V30 P31 G32 G33 Y33 V34 D35 T36 V37 K38 T39 G42 N43 E44 M45 P46 P47 Q48 D49 A50 E51 G52 W53 F54 Y55 K56 R57 A58 A59 S60 A62 R63

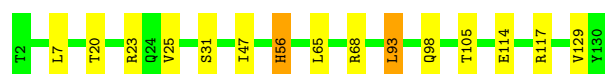
H64 M67 R68 K69 Q70 V71 G72 G73 R74 L76 N77 G82 A83 K84 S85 R86 G87 V88 R89 P90 Y91 K92 H93 I94 D95 A96 S97 S98 G98 S99 T100 N101 R102 K103 V104 L105 L108 E109 K110 I111 G112 I113 I116 S117 P118 K119 R122 R123 I124 S125 A126 E127 G128 Q129 R130

D131 L132 A136 A137 G138 T139 L140 E141 E142 D143 E144

- Molecule 21: 40S ribosomal protein S19-A

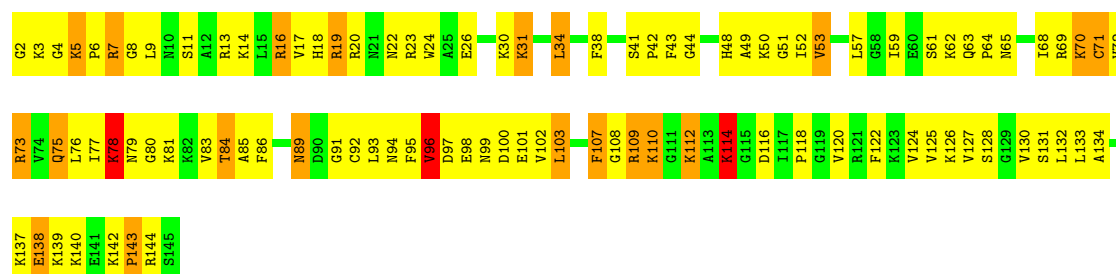
Chain c9:  81% 17%

Chain d2:  88% 10% .




- Molecule 25: 40S ribosomal protein S23-A

Chain D3:  31% 53% 14% .



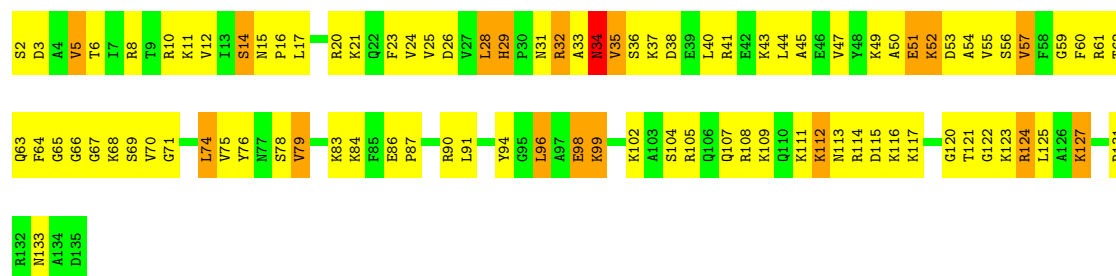
- Molecule 25: 40S ribosomal protein S23-A

Chain d3:  77% 23%




- Molecule 26: 40S ribosomal protein S24-A

Chain D4:  31% 56% 13% .



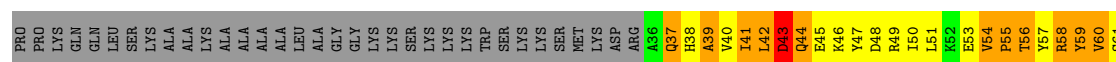
- Molecule 26: 40S ribosomal protein S24-A

Chain d4:  78% 21%




- Molecule 27: 40S ribosomal protein S25-A

Chain D5:  11% 34% 19% 35%



- Molecule 27: 40S ribosomal protein S25-A



- Molecule 28: 40S ribosomal protein S26-B



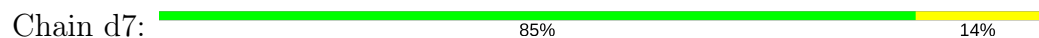
- Molecule 28: 40S ribosomal protein S26-B



- Molecule 29: 40S ribosomal protein S27-A

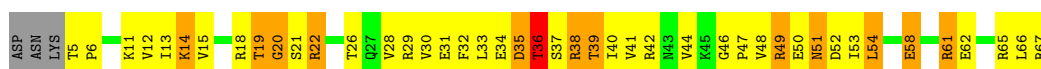


- Molecule 29: 40S ribosomal protein S27-A



- Molecule 30: 40S ribosomal protein S28-A





- Molecule 30: 40S ribosomal protein S28-A

Chain d8: 73% 21% 5%



- Molecule 31: 40S ribosomal protein S29-A

Chain D9: 27% 55% 15%



- Molecule 31: 40S ribosomal protein S29-A

Chain d9: 67% 25% 8%



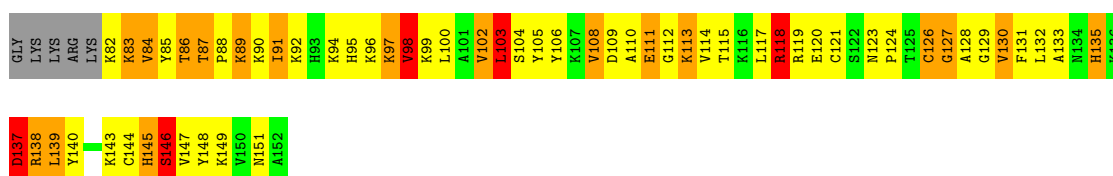
- Molecule 32: 40S ribosomal protein S30-A

Chain E0: 45% 45% 7%




- Molecule 33: Ubiquitin-40S ribosomal protein S31

Chain E1: 16% 47% 24% 7% 7%



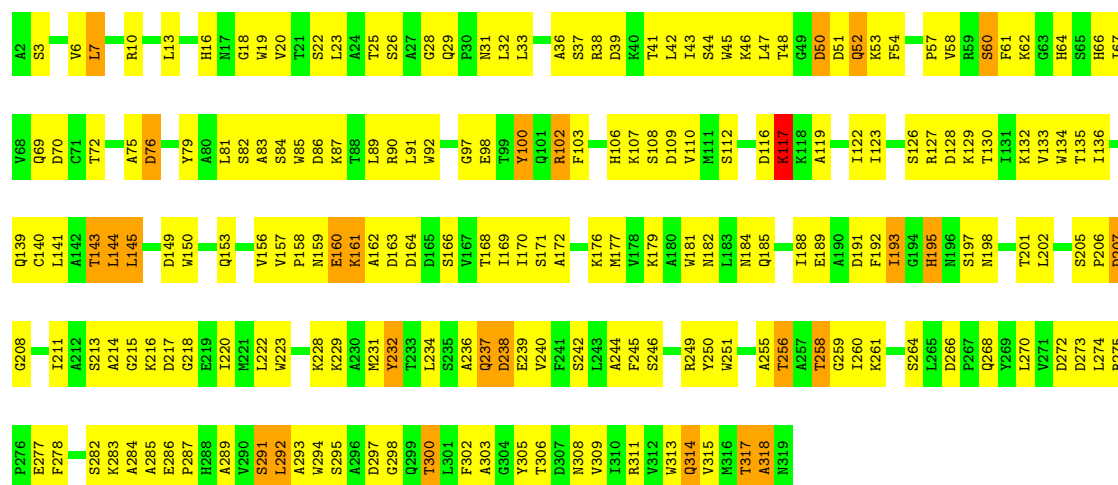
- Molecule 33: Ubiquitin-40S ribosomal protein S31

Chain e1: 57% 38% 5%



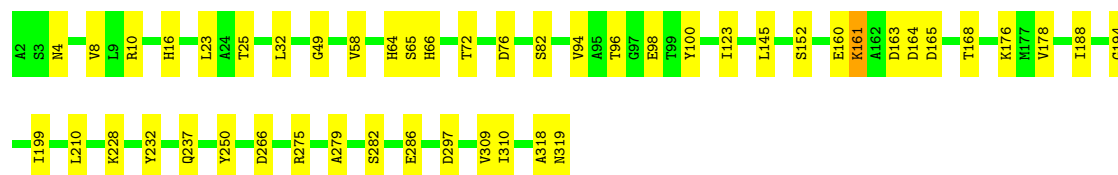
- Molecule 34: Guanine nucleotide-binding protein subunit beta-like protein

Chain SR: 37% 55% 8%



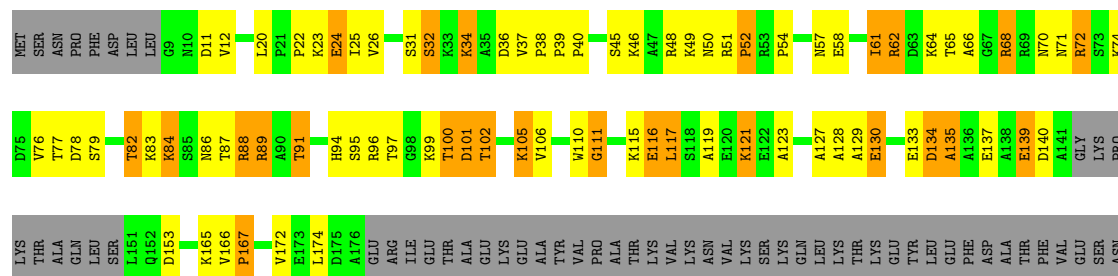
- Molecule 34: Guanine nucleotide-binding protein subunit beta-like protein

Chain sR: 85% 15%



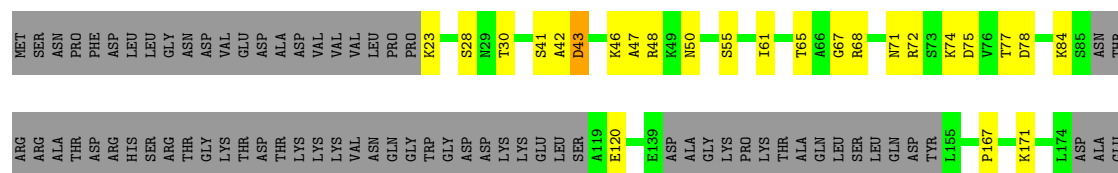
- Molecule 35: Suppressor protein STM1


Chain SM: 28% 21% 10% 42%



- Molecule 35: Suppressor protein STM1

Chain sM: 29% 9% 62%

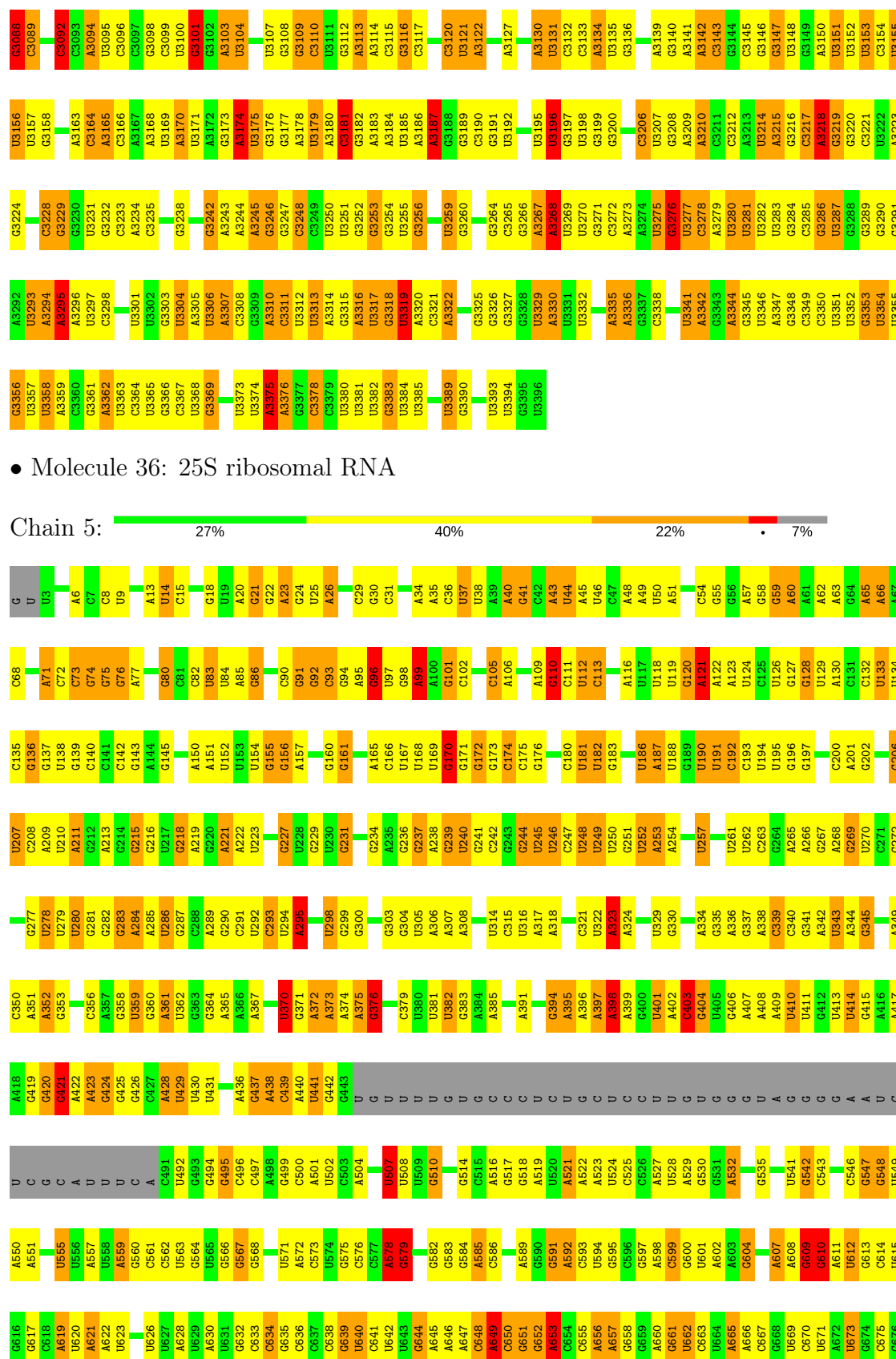


Chain 1:  26% 41% 22% 7%



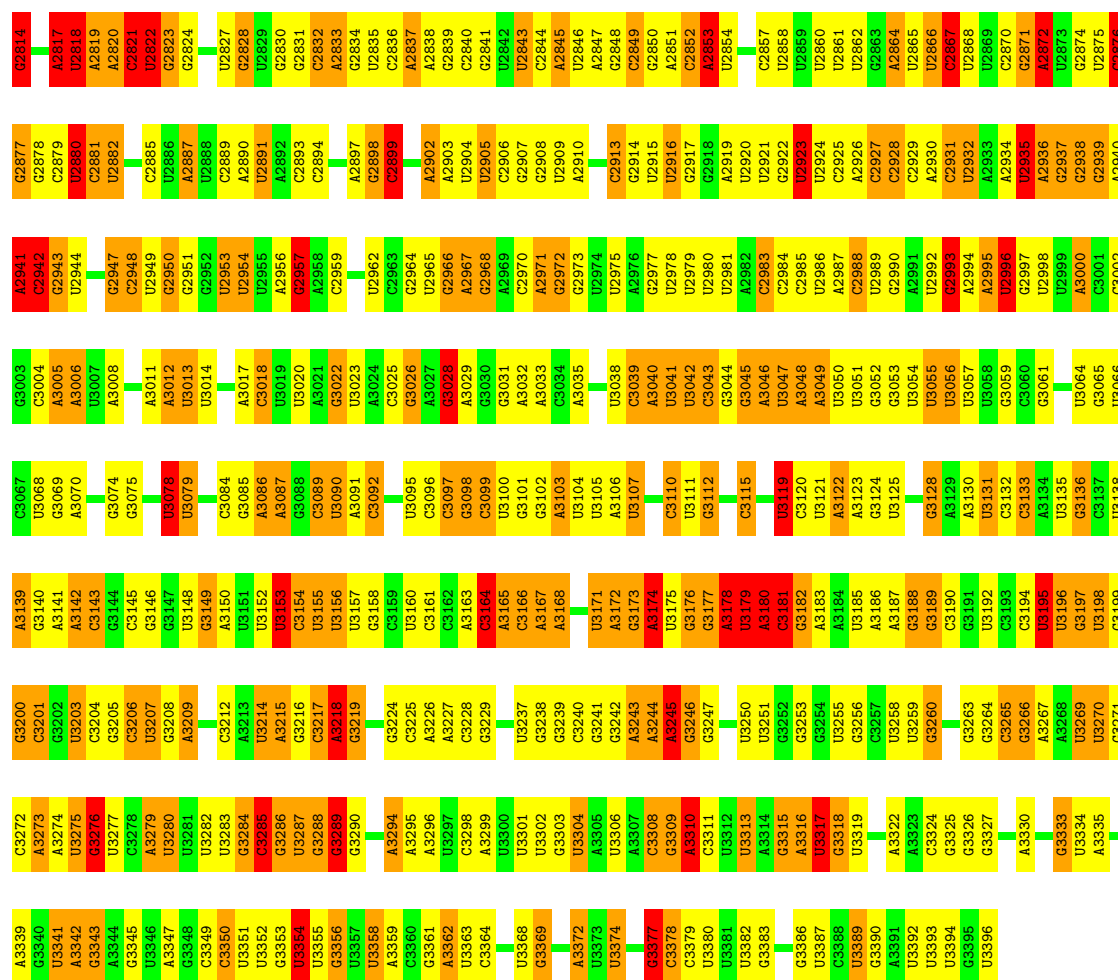
G	A1900	C1759	U1681	C1608	A1545	A1481	A1419	C1354	G1289	C1255	C1155	G1013	G947
G	A1901	A1760	U1682	C1609	A1546	A1482	C1420	A1355	U1293	G1256	C1156	U1014	C948
U	G1902	C1761	A1683	G1610	C1547	U1483	G1421	G1357	C1306	C1257	A1157	C1016	A951
C	U1903	C1762	U1686	G1611	C1548	U1484	C1424	G1362	U1294	C1258	A1158	G1017	A952
A	C1904	U1763	U1687	A1612	U1549	U1485	U1425	A1363	G1295	C1224	A1159	G1018	G953
G	G1905	U1764	U1688	A1613	G1552	G1486	C1426	A1364	C1296	G1225	C1160	U1019	U954
C	G1906	U1765	U1689	C1614	U1553	G1487	U1427	C1365	C1297	G1226	G1161	G1020	U955
A	C1907	C1766	U1690	C1615	U1554	G1488	A1428	A1366	U1298	C1227	U1162	G1021	U956
G	U1834	C1767	U1692	G1616	U1555	A1489	G1429	A1367	C1300	G1229	A1163	G1022	C957
C	A1835	U1693	C1693	G1617	U1556	A1490	G1430	A1368	U1299	G1230	A1165	G1024	C958
A	C1836	G1768	U1694	C1618	C1556	A1491	A1431	U1369	G1301	A1231	A1166	A1025	C959
C	U1837	G1770	U1695	A1619	C1557	G1492	G1432	A1369	A1303	C1232	U1167	U960	U960
G	G1838	C1771	U1696	U1620	A1559	G1493	A1433	U1370	A1304	G1233	U1168	G1029	C961
C	A1839	U1772	A1621	A1622	U1560	U1494	A1434	C1372	U1305	G1234	A1169	A1030	A962
G	U1840	C1774	U1623	U1624	G1561	G1495	A1435	A1373	G1307	G1235	A1170	U1033	G963
G	A1841	G1775	U1629	U1629	C1562	C1496	A1436	C1374	U1308	G1236	G1171	U1034	G964
C	C1842	C1779	U1630	U1630	C1563	C1497	U1437	G1375	U1309	G1237	G1172	U1035	A965
G	U1843	G1780	U1631	G1631	U1564	A1498	A1438	G1376	G1310	C1238	U1173	U1036	U966
U	C1844	C1781	A1632	A1632	G1565	C1499	U1439	C1377	G1311	G1239	G1174	A1037	A967
C	G1845	U1782	U1633	U1633	U1566	G1500	G1440	U1378	C1312	A1240	C1175	G1037	G968
U	A1846	G1783	G1634	G1634	U1567	U1501	G1441	A1381	C1313	G1241	C1176	A1040	C969
U	G1847	U1784	U1635	U1635	U1568	A1502	U1442	G1382	C1314	G1242	G1177	U1041	A970
U	C1848	C1785	U1636	U1636	U1569	A1503	G1443	G1383	U1315	G1243	G1178	U1042	G971
G	A1849	U1786	A1637	A1637	U1570	C1504	G1444	U1384	U1316	A1244	A1179	U1043	A972
U	G1850	G1787	U1638	U1638	U1571	A1505	U1445	A1385	A1317	A1245	A1180	U1044	A973
C	G1851	A1788	C1639	C1639	U1572	A1506	U1446	A1386	G1318	G1246	U1181	U1045	G974
G	U1852	U1716	U1640	U1640	C1573	G1507	A1447	A1387	U1319	U1247	C1182	A1046	C975
G	A1853	U1717	G1641	U1641	C1574	C1508	U1448	G1387	C1320	G1248	C1183	A1047	U976
A	C1854	G1718	U1642	U1642	A1575	A1509	U1449	U1388	G1321	U1249	C1184	U1048	C977
U	U1855	C1719	A1643	U1643	U1576	G1510	G1450	G1389	U1322	C1185	U1125	U1049	G978
C	U1856	U1720	U1644	U1644	C1577	U1511	G1451	A1390	G1323	C1186	U1126	U1050	U979
U	A1857	U1721	U1645	U1645	U1578	U1512	A1452	C1391	U1324	C1187	U1051	U1052	A980
U	G1858	U1722	G1646	U1646	C1579	G1513	A1453	C1392	U1325	U1191	U1128	A1053	U981
C	U1859	U1723	U1647	U1647	A1580	G1514	A1454	A1393	U1326	U1192	A1130	A1054	C982
U	A1860	C1724	U1648	U1648	C1581	A1515	U1455	A1394	U1327	C1193	A1131	A1055	A983
U	C1861	C1725	U1649	U1649	C1582	C1516	U1456	C1395	U1330	U1193	C1132	U1056	G984
G	U1862	U1726	A1654	A1654	A1583	G1517	A1457	C1396	U1331	A1194	A1133	G1063	U988
G	A1863	G1730	G1655	G1655	U1584	U1518	C1459	C1397	U1332	G1195	A1134	A1064	A989
G	C1864	A1731	A1656	A1656	C1585	G1519	A1460	U1398	C1333	C1196	A1135	A1065	U992
C	U1865	U1732	C1657	C1657	A1586	U1520	A1461	A1399	U1334	U1201	A1136	C1068	G993
U	A1866	G1734	G1658	G1658	A1587	G1521	A1462	G1400	C1335	C1202	U1137	U1069	U994
U	C1867	U1735	U1659	U1659	A1588	U1522	U1463	A1401	U1336	U1267	C1138	U1070	U995
U	U1868	G1736	C1660	C1660	A1589	U1523	A1464	C1402	A1337	A1202	G1139	U1071	A998
G	U1869	U1737	G1661	G1661	G1590	A1524	A1465	C1403	C1338	U1203	G1140	G1072	G999
C	A1870	U1740	G1662	G1662	U1591	G1525	A1466	G1404	C1339	U1204	C1141	U1073	C1000
U	C1871	A1741	C1663	C1663	A1592	U1526	A1467	U1405	U1340	A1270	A1205	U1074	G1001
U	U1872	U1742	G1664	G1664	A1593	C1527	A1468	A1406	U1341	C1271	G1142	A1075	U1002
C	U1873	C1745	U1665	U1665	U1594	A1528	C1469	A1407	C1342	A1272	U1144	C1076	A1003
G	A1874	U1746	G1666	G1666	U1595	U1529	U1470	G1408	A1343	U1273	G1145	U1077	U1006
U	U1875	G1747	C1669	C1669	C1596	A1533	U1471	U1409	G1344	A1274	C1146	U1078	A1007
U	A1876	U1748	U1670	U1670	U1597	A1534	U1472	U1410	G1345	U1209	G1147	U1079	U1008
A	C1877	U1749	U1671	U1671	U1598	A1535	G1473	C1411	U1346	C1279	U1210	U1080	A1009
C	U1878	A1750	G1672	G1672	U1601	U1536	A1474	G1412	U1347	U1211	G1148	U1081	G1010
U	A1879	G1751	U1673	U1673	A1602	G1536	A1475	G1413	G1348	A1212	G1149	U1082	U1011
U	U1880	U1752	G1674	G1674	A1603	A1537	G1476	G1414	G1349	G1213	U1151	G1083	G1012
C	A1881	A1753	U1675	U1675	G1604	G1538	A1477	U1415	A1350	C1216	U1152	U1084	U1013
G	U1882	C1756	A1676	A1676	G1605	G1542	C1478	C1416	U1351	A1286	A1153	U1085	U1014
C	A1883	U1757	U1677	U1677	U1606	G1543	U1479	G1417	A1352	A1287	G1154	U1086	U1015
C	U1884	G1758	U1678	U1678	U1607	G1544	G1480	A1418	U1353	U1288	U1218	U1087	U1016

C3018	U2953	C2885	C2821	C2756	U2688	G2624	U2653	A2424	C360	U292	A228	G2160	A	U
U3019	U2954	U2886	U2822	U2757	A2689	C2625	A2554	A2427	A2361	C2293	A2229	G2161	A	A
U3020	U2955	U2887	G2823	A2758	G2690	A2626	G2555	U2428	C2362	U2294	C2230	U2162	U	C
A3024	A2956	A2888		U2759	A2691	C2627	C2560	U2429	A2363	A2295	C2231	C2163	U	U
C3025	G2957	C2889	U2826	G2760	C2693	A2628	A2561	A2430	G2364	A2296	G2429		A	G
G3026	A2958	A2890	U2827	G2761	C2694	C2630	A2562	C2431	A2367	U2297	A2232	A2168	A2093	C
A3027	C2959		G2828	A2762	A2695	C2631	A2563	A2432	A2368	U2298	A2233	G2168	C2094	C
G3028	C2960	C2894	U2829	C2763	A2696	U2633	A2564	U2433	A2369	A2299		U2170	G2095	C
G3029	U2962	A2897	G2830	C2764	A2697	G2633	G2565	U2434	G2370	U2300	C2237		A2096	U
G3030	C2963	C2889	G2831	G2765	G2698	U2634	C2566	U2435	G2371	G2302	G2238	U2173	U2097	G
G3031	G2964	A2898	G2832	U2766	G2699	U2635	U2567		G2372	A2303	G2239	G2174		C
	U2965	C2899	A2833	U2767	G2700	A2636	C2567	G2437	A2373	A2304	U2241	U2175	C2100	C
A3035	G2966	A2900	G2834	U2768	G2701	A2637	C2568		A2374	C2305	U2242	U2176	A2101	U
G3036	A2967	G2901	U2835	A2769	U2702	A2638	A2569	G2440	C2375	C2306	A2243	G2177	U2102	U
U3037	G2968	A2902		G2770	A2703	G2639	U2570		G2376	C2307	A2244	A2178	U2103	G
G3038	A2969	A2903	G2839	U2771	A2704	U2640	C2572	A2443	A2382	G2308	A2245	C2179	A2104	U
C3039	C2970	U2904	G2840	C2772	A2705	A2641	G2573	A2445	G2383	C2309	G2246	C2180		U
A3040			G2841	C2774	G2706	A2642	U2574	U	U2379	G2310	G2247	C2181	A2107	G
U3041	A2971	G2907	U2842	U2775	C2707	A2643	C2575	A	U2380	G2311	G2248	A2182	C2108	A
U3042	G2972		U2843	C2776	C2708	C2644	U2576	G	G2381	A2312	G2249	A2183		U
G3044	U2973	A2910	G2844	G2777		G2645	U2577		A2382	U2318	A2250	U2184	G2111	G
G3045	A2974	C2913	A2845	G2778	U2712	G2646	A2578	A	G2383	U2319	A2251	G2185	U2112	A
A3046	G2975	U2914	U2846	A2779	U2713	A2647	A2579	G	A2384	A2320	C2257	U2186	A2113	C
U3047	A2976	U2915	A2847	A2780	G2714	G2648	U2581	G	G2385	G2325	U2260	G2187	C2114	G
U3048	G2977	U2916	G2848	U2781			G2584	U		A2317	U2254	U2188		C
A3049	U2978	G2917	C2849	U2782	U2717	G2651	G2585	G	U2388	U2318	A2255	U2190	A2120	C
U3050	A2981	U2918	G2850	U2783	U2718	U2652	G2586	U	G2389	U2319	A2256	U2191	G2121	U
U3051	C2982	A2919	A2851	G2776	U2719	C2653	U2587	A	A2390	A2320	C2258	C2192	G2123	U
G3052	C2983	U2921	G2853	U2789	U2722	U2655	U2588	G	G2391	G2325	U2259	G2193	G2124	G
C3053	C2984	G2922	U2854	A2790	U2723	A2656	G2589	A	C2392		A2259	G2194	A2125	G
U3054	C2985	U2923	U2855	G2791	U2724	U2657	A2590		G2393	C2330	U2260	C2197	A2126	U
U3055	U2986	G2924	G2856	G2794	U2725	U2658	A2591	U	G2394	C2331	G2261			A
U3056	A2987	C2925	C2857	U2795	C2726	C2659	A2592	A	A2395	C2332	A2262	A2198	G2130	G
U3057	U2988	A2926	U2858	G2796	A2727	G2662	C2594	A	G2396	A2332	C2263	G2199	A2131	G
G3058	C2989	C2927	U2859	G2797	G2728	G2663	G2595	U	A2397	U2334	U2264		U2200	U
G3059	G2990	C2928	U2860	C2798	U2729	C2664	G2596	G	C2398	U2334		G2201	G2134	C
	A2991		U2861	U2730	G2731	U2665	U2597	G	A2399	G2335	C2267	C2202		U
U3060	U2992		G2862	G2732	U2731	C2666	G2602	G	G2400	U2336	U2268	U2203	A2138	C
			U2863	G2732	A2801	A2667	G2603	A	A2401	C2337	U2269	C2204	A2139	U
U3066	A2995	A2933	A2864	A2733	A2802	U2668	U2604	G	A2402	C2338	A2270	U2140	U2140	U
A3070	U2996	U2935	U2865	A2734	A2803	G2669	G2605	G	A2403	C2339	A2271	G2206	U2141	G
U3071	G2997	A2936	U2866	A2735	A2804	A2671	G2606	C	A2404	U2340	G2272	A2207	A2142	A
C3072		G2937	C2867	U2736	U2735	G2672	G2607	U	C2405	A2341	G2273	A2208	G2143	G
G3073	G3003	G2938	U2868	C2737		A2673		C	C2406	U2342	U2274	G2210	A2144	A
G3074	C3004	G2939	A2674		C2741	A2674	G2610	G	U2407	C2343			A2145	C
G3075	A3004	A2940	C2675	G2742	G2741	A2675	U2611	G	U2408	U2344	C2278	A2214	C2146	A
C3076	A3005	A2941	G2676	G2743	A2746	A2676	U2612	G	G2409	A2345	A2279	A2215	A2147	C
A3077	A3006	C2942	A2677	U2743	A2747	G2677	U2613	C	U2410		A2280	A2216	U2148	C
U3078	U3007	G2943	U2678	U2744	A2748	A2678	G2614	G	U2411	U2349	A2281	G2215	A2149	U
U3079	A3008	C2944	G2679	U2745		A2679	G2615	C	G2412	C2350	U2282	G2216	G2150	C
G3080	G3009	U2945	A2680	G2745	A2746	A2680	G2616	C	A2413	U2351	G2283	U2217	C2151	G
C3081	C3081	G2946	U2681	U2746	A2747	U2681	U2617	A	G2414	A2352	C2284	G2218	A2152	C
C3082	A3011	G2947	G2682	U2747	A2748	U2682	U2618	G	C2415	G2353	C2285	A2219	U2153	C
G3083	A3012	C2948	U2683	A2748		G2683	G2619	U	U2416	C2354	U2286	A2220	U2154	U
C3084		U2949	C2684		U2752	C2684	G2620	A	G2418	A2356	G2288	G2221	G2155	C
G3085	G3015	G2950	U2685	G2753	G2753	C2685	C2621	A	A2419	C2357	U2289	A2222	G2156	C
A3086	A3016	G2951	U2686	G2754	G2754	C2686	G2622	A	G2419	A2358	A2290	A2223	G2157	U
A3087		G2952	G2687	C2755	C2755	G2687	G2623	U	U2423	C2359	A2291	A2224	U2159	C



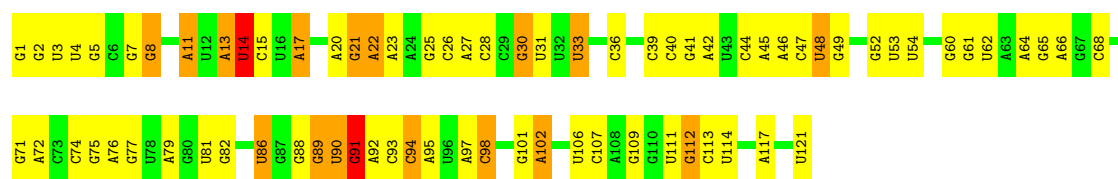
U1694	U1695	A1696	U1622	G1623	U1629	G1630	G1631	U1632	U1633	G1634	G1635	U1636	U1637	U1638	U1639	U1640	U1641	U1642	U1643	U1644	U1645	U1646	U1647	U1650	U1654	G1655	A1656	G1657	U1658	G1661	G1662	G1665	U1666	A1667	G1668	U1669	U1673	U1677	U1678	A1679	G1680	U1681	U1682	U1683	G1684	U1685	U1686	U1687	U1688	U1689	G1690	U1691	U1692	U1693																																																																																																																																																																																																																																																																																																																																						
C1562	C1563	U1564	G1565	U1566	U1567	U1568	U1569	U1570	U1571	U1572	U1573	U1574	U1575	U1576	U1577	U1578	U1579	U1580	U1581	U1582	U1583	U1584	U1585	U1586	U1587	U1588	U1589	U1590	U1591	U1592	U1593	U1594	U1595	U1596	U1597	U1598	U1599	U1600	U1601	A1602	A1603	G1604	A1605	U1606	U1607	U1608	C1609	U1610	U1611	A1612	U1613	U1614	U1615	U1616	U1617	U1618	U1619	U1620	U1621																																																																																																																																																																																																																																																																																																																																	
A1489	A1490	A1491	G1492	G1493	G1494	G1495	G1496	G1497	G1498	G1499	G1500	G1501	U1502	U1503	A1506	U1507	U1508	U1509	U1510	U1511	U1512	U1513	U1514	U1515	U1516	U1517	U1518	U1519	U1520	U1521	U1522	U1523	U1524	U1525	U1526	U1527	U1528	U1529	U1530	U1531	U1532	U1533	U1534	U1535	U1536	U1537	U1538	U1539	U1540	U1541	U1542	U1543	U1544	U1545	U1546	U1547	U1548	U1549	U1550	U1551	U1552	U1553	U1554	U1555	U1556	U1557	U1558	U1559	U1560	U1561																																																																																																																																																																																																																																																																																																																						
C1424	U1425	U1426	U1427	U1428	U1429	U1430	U1431	U1432	U1433	U1434	U1435	U1436	U1437	U1438	U1439	U1440	U1441	U1442	U1443	U1444	U1445	U1446	U1447	U1448	U1449	U1450	U1451	U1452	U1453	U1454	U1455	U1456	U1457	U1458	U1459	U1460	U1461	U1462	U1463	U1464	U1465	U1466	U1467	U1468	U1469	U1470	U1471	U1472	U1473	U1474	U1475	U1476	U1477	U1478	U1479	U1480	U1481	U1482	U1483	U1484	U1485	U1486	U1487	U1488	U1489	U1490	U1491	U1492	U1493	U1494	U1495	U1496	U1497	U1498	U1499	U1500	U1501	U1502	U1503	U1504	U1505	U1506	U1507	U1508	U1509	U1510	U1511	U1512	U1513	U1514	U1515	U1516	U1517	U1518	U1519	U1520	U1521	U1522	U1523	U1524	U1525	U1526	U1527	U1528	U1529	U1530	U1531	U1532	U1533	U1534	U1535	U1536	U1537	U1538	U1539	U1540	U1541	U1542	U1543	U1544	U1545	U1546	U1547	U1548	U1549	U1550	U1551	U1552	U1553	U1554	U1555	U1556	U1557	U1558	U1559	U1560	U1561																																																																																																																																																																																																																																																			
A1355	U1356	G1357	G1358	G1359	U1360	U1361	U1362	A1363	U1364	U1365	U1366	U1367	U1368	U1369	U1370	A1373	U1374	U1375	U1376	U1377	U1378	U1379	U1380	U1381	U1382	U1383	U1384	U1385	U1386	U1387	U1388	U1389	U1390	U1391	U1392	U1393	U1394	U1395	U1396	U1397	U1398	U1399	U1400	U1401	U1402	U1403	U1404	U1405	U1406	U1407	U1408	U1409	U1410	U1411	U1412	U1413	U1414	U1415	U1416	U1417	U1418	U1419	U1420	U1421	U1422	U1423	U1424	U1425	U1426	U1427	U1428	U1429	U1430	U1431	U1432	U1433	U1434	U1435	U1436	U1437	U1438	U1439	U1440	U1441	U1442	U1443	U1444	U1445	U1446	U1447	U1448	U1449	U1450	U1451	U1452	U1453	U1454	U1455	U1456	U1457	U1458	U1459	U1460	U1461	U1462	U1463	U1464	U1465	U1466	U1467	U1468	U1469	U1470	U1471	U1472	U1473	U1474	U1475	U1476	U1477	U1478	U1479	U1480	U1481	U1482	U1483	U1484	U1485	U1486	U1487	U1488	U1489	U1490	U1491	U1492	U1493	U1494	U1495	U1496	U1497	U1498	U1499	U1500	U1501	U1502	U1503	U1504	U1505	U1506	U1507	U1508	U1509	U1510	U1511	U1512	U1513	U1514	U1515	U1516	U1517	U1518	U1519	U1520	U1521	U1522	U1523	U1524	U1525	U1526	U1527	U1528	U1529	U1530	U1531	U1532	U1533	U1534	U1535	U1536	U1537	U1538	U1539	U1540	U1541	U1542	U1543	U1544	U1545	U1546	U1547	U1548	U1549	U1550	U1551	U1552	U1553	U1554	U1555	U1556	U1557	U1558	U1559	U1560	U1561																																																																																																																																																																																
G1222	G1226	C1227	C1228	C1229	G1230	A1231	C1232	U1233	U1234	U1235	U1236	G1237	C1238	C1239	U1240	U1241	G1242	G1243	U1244	U1245	G1246	U1247	G1248	G1249	U1250	A1251	U1252	U1253	U1254	U1255	U1256	U1257	U1258	U1259	G1260	G1261	G1262	G1263	G1264	U1265	U1266	U1267	U1268	U1269	A1270	A1271	C1272	A1273	A1274	U1275	G1276	G1277	U1278	U1279	U1280	U1281	U1282	U1283	U1284	G1285	U1286	U1287	U1288	U1289	U1290	U1291	U1292	U1293	U1294	U1295	U1296	U1297	U1298	U1299	U1300	U1301	U1302	U1303	U1304	U1305	U1306	U1307	U1308	U1309	U1310	U1311	U1312	U1313	U1314	U1315	U1316	U1317	U1318	U1319	U1320	U1321	U1322	U1323	U1324	U1325	U1326	U1327	U1328	U1329	U1330	U1331	U1332	U1333	U1334	U1335	U1336	U1337	U1338	U1339	U1340	U1341	U1342	U1343	U1344	U1345	U1346	U1347	U1348	U1349	U1350	U1351	U1352	U1353	U1354	U1355	U1356	U1357	U1358	U1359	U1360	U1361	U1362	U1363	U1364	U1365	U1366	U1367	U1368	U1369	U1370	U1371	U1372	U1373	U1374	U1375	U1376	U1377	U1378	U1379	U1380	U1381	U1382	U1383	U1384	U1385	U1386	U1387	U1388	U1389	U1390	U1391	U1392	U1393	U1394	U1395	U1396	U1397	U1398	U1399	U1400	U1401	U1402	U1403	U1404	U1405	U1406	U1407	U1408	U1409	U1410	U1411	U1412	U1413	U1414	U1415	U1416	U1417	U1418	U1419	U1420	U1421	U1422	U1423	U1424	U1425	U1426	U1427	U1428	U1429	U1430	U1431	U1432	U1433	U1434	U1435	U1436	U1437	U1438	U1439	U1440	U1441	U1442	U1443	U1444	U1445	U1446	U1447	U1448	U1449	U1450	U1451	U1452	U1453	U1454	U1455	U1456	U1457	U1458	U1459	U1460	U1461	U1462	U1463	U1464	U1465	U1466	U1467	U1468	U1469	U1470	U1471	U1472	U1473	U1474	U1475	U1476	U1477	U1478	U1479	U1480	U1481	U1482	U1483	U1484	U1485	U1486	U1487	U1488	U1489	U1490	U1491	U1492	U1493	U1494	U1495	U1496	U1497	U1498	U1499	U1500	U1501	U1502	U1503	U1504	U1505	U1506	U1507	U1508	U1509	U1510	U1511	U1512	U1513	U1514	U1515	U1516	U1517	U1518	U1519	U1520	U1521	U1522	U1523	U1524	U1525	U1526	U1527	U1528	U1529	U1530	U1531	U1532	U1533	U1534	U1535	U1536	U1537	U1538	U1539	U1540	U1541	U1542	U1543	U1544	U1545	U1546	U1547	U1548	U1549	U1550	U1551	U1552	U1553	U1554	U1555	U1556	U1557	U1558	U1559	U1560	U1561																																												
G1157	A1158	A1159	C1160	U1161	U1162	A1163	G1164	A1165	U1166	U1167	U1168	U1169	A1170	G1171	G1172	U1173	G1174	C1175	C1176	G1177	A1178	U1179	U1180	U1181	A1182	C1183	G1184	C1185	U1186	G1187	U1188	C1189	A1190	U1191	U1192	A1193	G1194	A1195	C1196	C1197	C1198	C1199	A1200	C1201	A1202	A1203	A1204	U1205	G1206	G1207	U1208	U1209	U1210	U1211	A1212	U1213	U1214	U1215	U1216	U1217	U1218	U1219	U1220	U1221	U1222	U1223	U1224	U1225	U1226	U1227	U1228	U1229	U1230	U1231	U1232	U1233	U1234	U1235	U1236	U1237	U1238	U1239	U1240	U1241	U1242	U1243	U1244	U1245	U1246	U1247	U1248	U1249	U1250	U1251	U1252	U1253	U1254	U1255	U1256	U1257	U1258	U1259	U1260	U1261	U1262	U1263	U1264	U1265	U1266	U1267	U1268	U1269	U1270	U1271	U1272	U1273	U1274	U1275	U1276	U1277	U1278	U1279	U1280	U1281	U1282	U1283	U1284	U1285	U1286	U1287	U1288	U1289	U1290	U1291	U1292	U1293	U1294	U1295	U1296	U1297	U1298	U1299	U1300	U1301	U1302	U1303	U1304	U1305	U1306	U1307	U1308	U1309	U1310	U1311	U1312	U1313	U1314	U1315	U1316	U1317	U1318	U1319	U1320	U1321	U1322	U1323	U1324	U1325	U1326	U1327	U1328	U1329	U1330	U1331	U1332	U1333	U1334	U1335	U1336	U1337	U1338	U1339	U1340	U1341	U1342	U1343	U1344	U1345	U1346	U1347	U1348	U1349	U1350	U1351	U1352	U1353	U1354	U1355	U1356	U1357	U1358	U1359	U1360	U1361	U1362	U1363	U1364	U1365	U1366	U1367	U1368	U1369	U1370	U1371	U1372	U1373	U1374	U1375	U1376	U1377	U1378	U1379	U1380	U1381	U1382	U1383	U1384	U1385	U1386	U1387	U1388	U1389	U1390	U1391	U1392	U1393	U1394	U1395	U1396	U1397	U1398	U1399	U1400	U1401	U1402	U1403	U1404	U1405	U1406	U1407	U1408	U1409	U1410	U1411	U1412	U1413	U1414	U1415	U1416	U1417	U1418	U1419	U1420	U1421	U1422	U1423	U1424	U1425	U1426	U1427	U1428	U1429	U1430	U1431	U1432	U1433	U1434	U1435	U1436	U1437	U1438	U1439	U1440	U1441	U1442	U1443	U1444	U1445	U1446	U1447	U1448	U1449	U1450	U1451	U1452	U1453	U1454	U1455	U1456	U1457	U1458	U1459	U1460	U1461	U1462	U1463	U1464	U1465	U1466	U1467	U1468	U1469	U1470	U1471	U1472	U1473	U1474	U1475	U1476	U1477	U1478	U1479	U1480	U1481	U1482	U1483	U1484	U1485	U1486	U1487	U1488	U1489	U1490	U1491	U1492	U1493	U1494	U1495	U1496	U1497	U1498	U1499	U1500	U1501	U1502	U1503	U1504	U1505	U1506	U1507	U1508	U1509	U1510	U1511	U1512	U1513	U1514	U1515	U1516	U1517	U1518	U1519	U1520	U1521	U1522	U1523	U1524	U1525	U1526	U1527	U1528	U1529	U1530	U1531	U1532	U1533	U1534	U1535	U1536	U1537





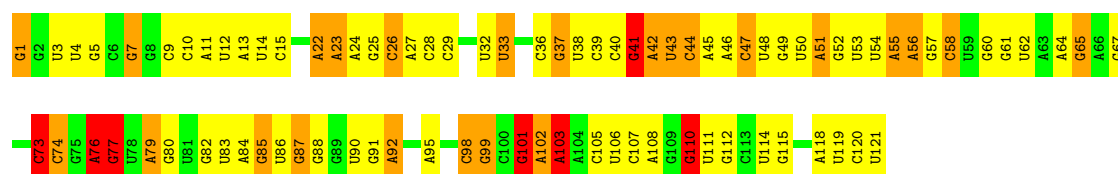
• Molecule 37: 5S ribosomal RNA

Chain 3: 38% 47% 13%



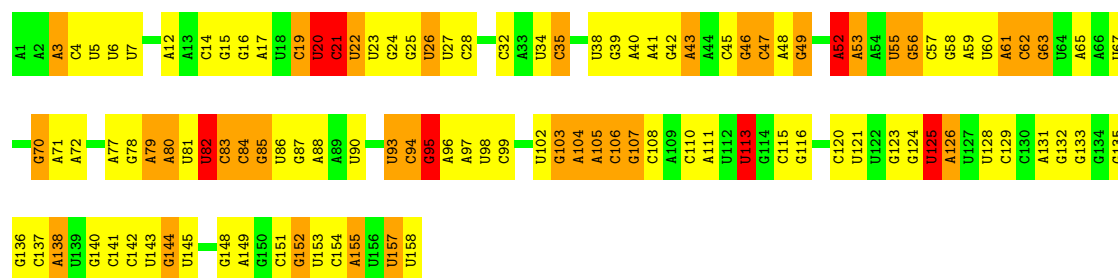
• Molecule 37: 5S ribosomal RNA

Chain 7: 29% 45% 20% 6%

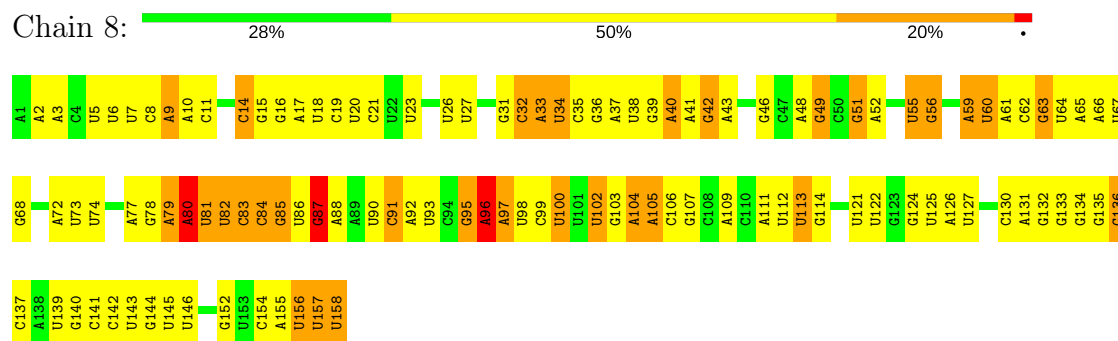


• Molecule 38: 5.8S ribosomal RNA

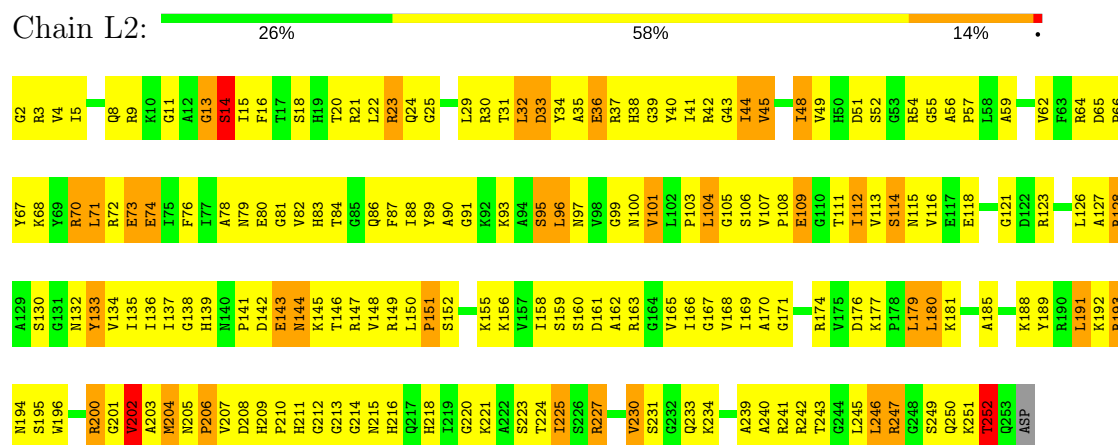
Chain 4: 29% 45% 22%



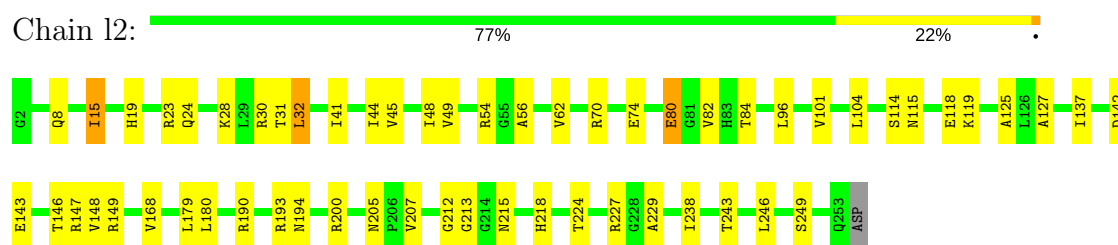
• Molecule 38: 5.8S ribosomal RNA



• Molecule 39: 60S ribosomal protein L2-A

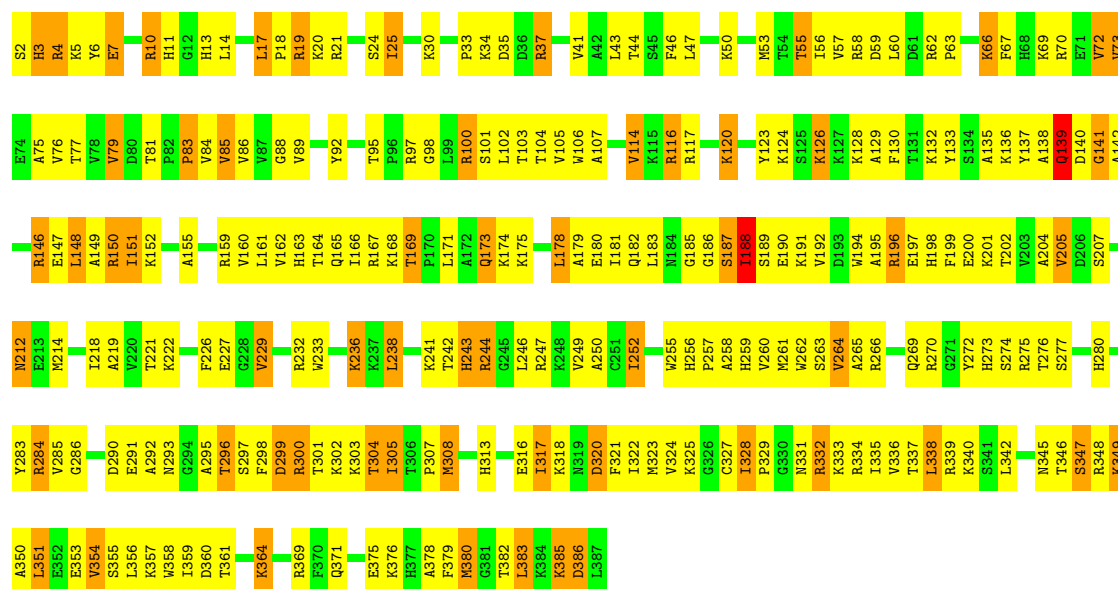


• Molecule 39: 60S ribosomal protein L2-A



• Molecule 40: 60S ribosomal protein L3






• Molecule 40: 60S ribosomal protein L3

Chain 13: 78% 20%



• Molecule 41: 60S ribosomal protein L4-A

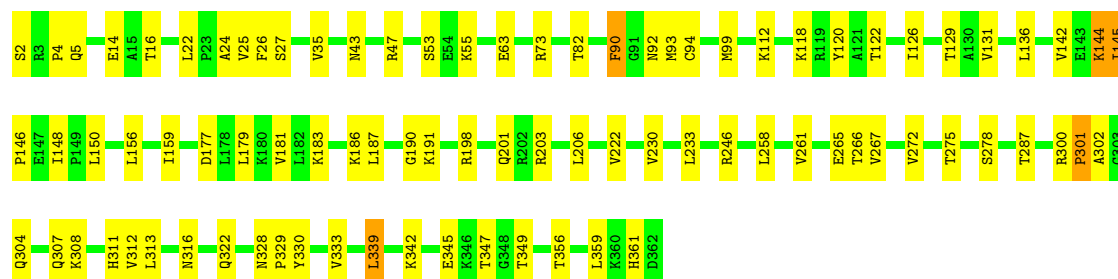
Chain L4: 32% 51% 14%





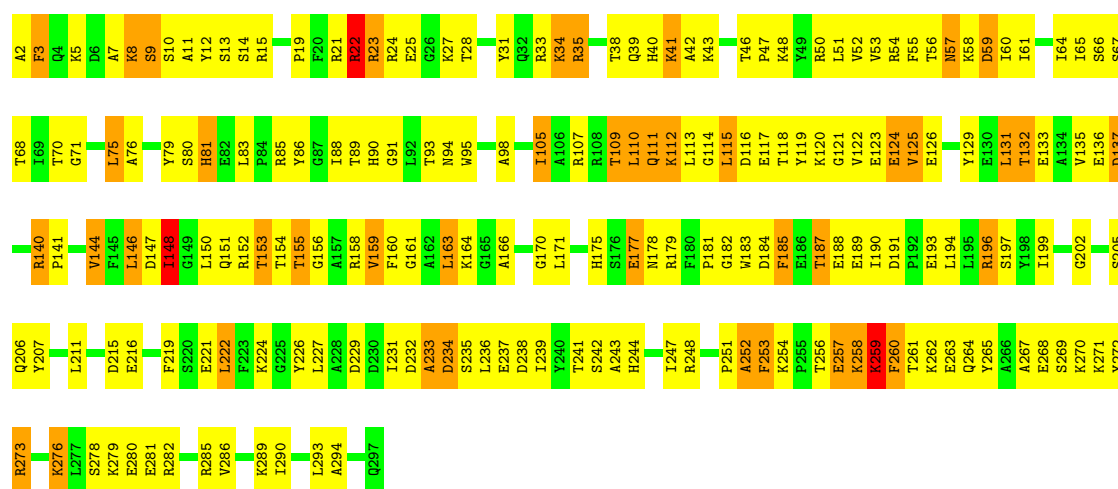
• Molecule 41: 60S ribosomal protein L4-A

Chain L4: 76% 23% .



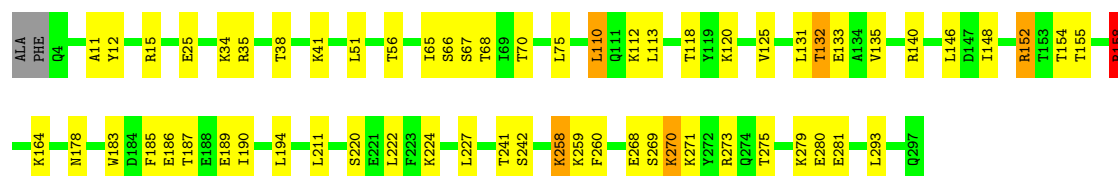
• Molecule 42: 60S ribosomal protein L5

Chain L5: 33% 51% 15% .



• Molecule 42: 60S ribosomal protein L5

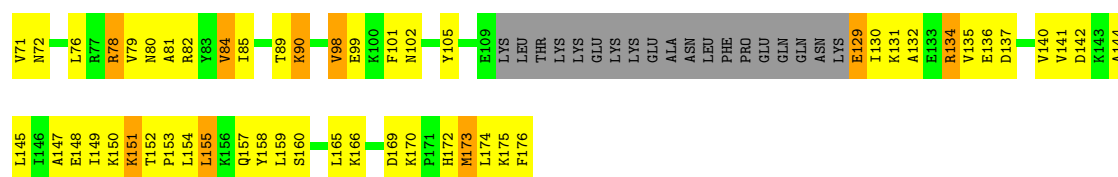
Chain L5: 78% 19% .



• Molecule 43: 60S ribosomal protein L6-A

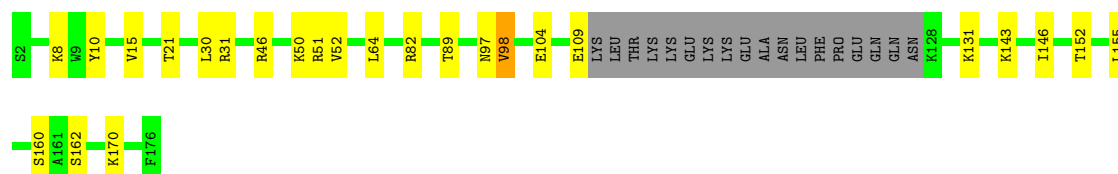
Chain L6: 35% 45% 9% 11%





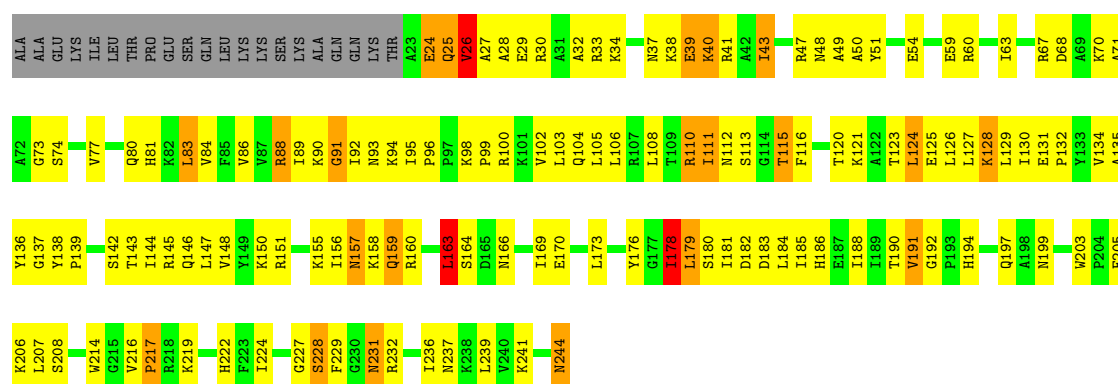
• Molecule 43: 60S ribosomal protein L6-A

Chain L6: 75% 14% 10%



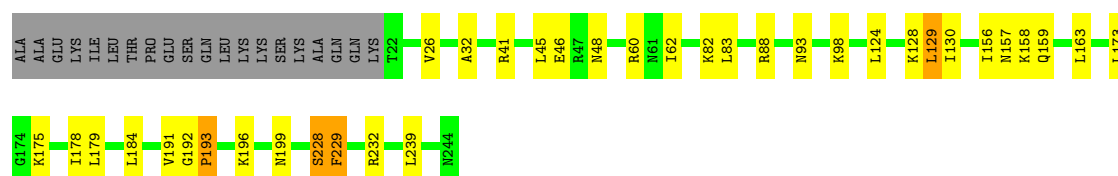
• Molecule 44: 60S ribosomal protein L7-A

Chain L7: 35% 47% 9% 9%



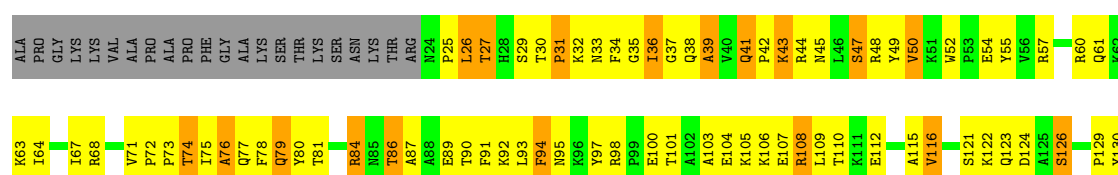
• Molecule 44: 60S ribosomal protein L7-A

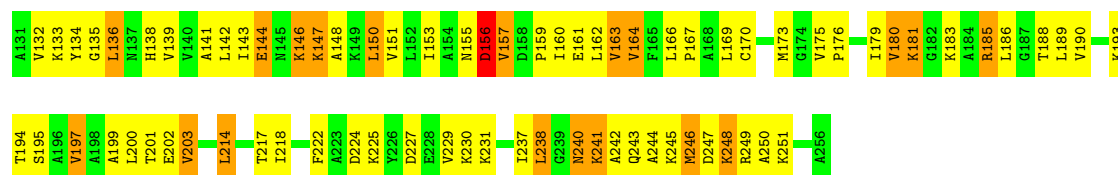
Chain L7: 77% 13% 8%



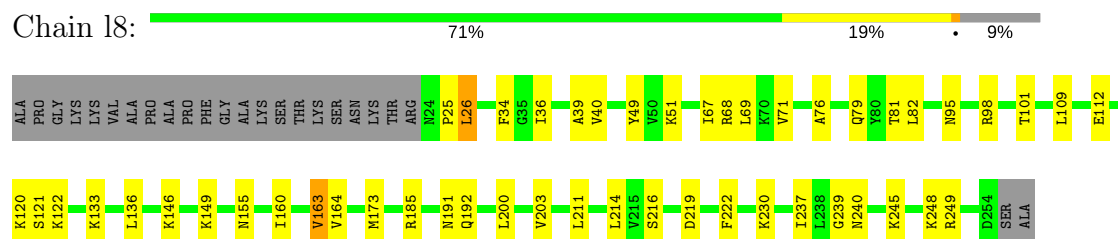
• Molecule 45: 60S ribosomal protein L8-A

Chain L8: 32% 44% 15% 9%

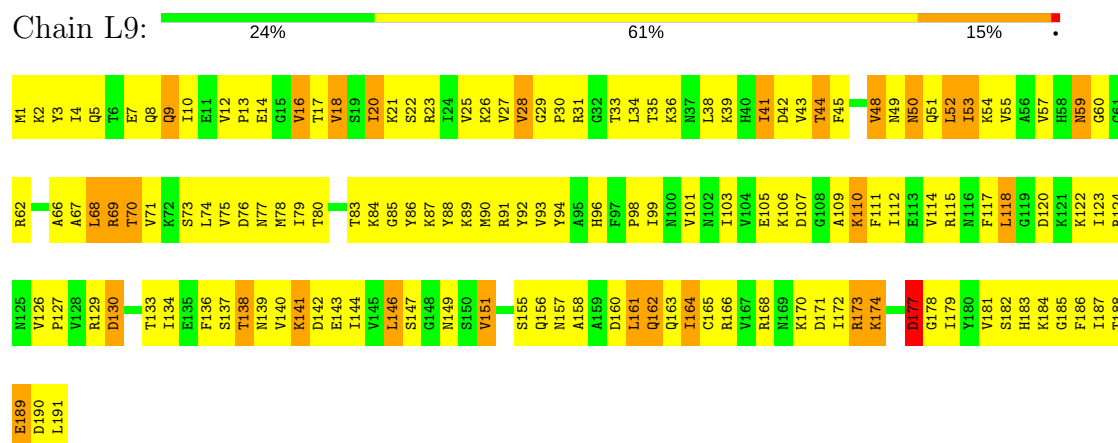




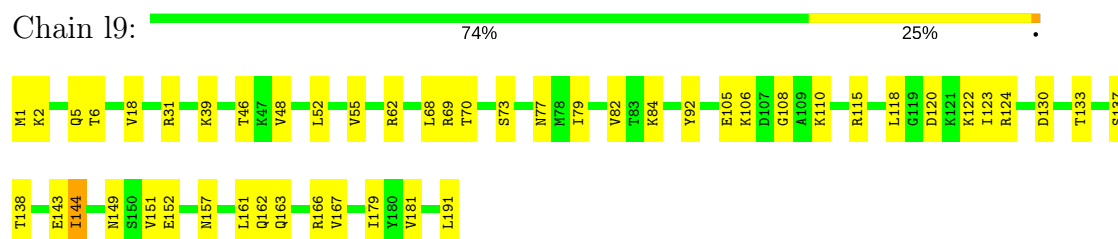
• Molecule 45: 60S ribosomal protein L8-A



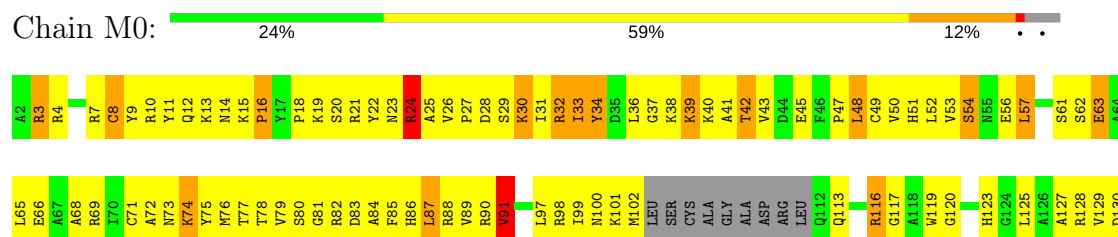
• Molecule 46: 60S ribosomal protein L9-A

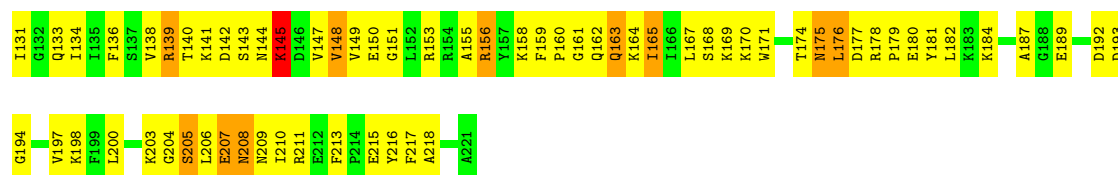


• Molecule 46: 60S ribosomal protein L9-A



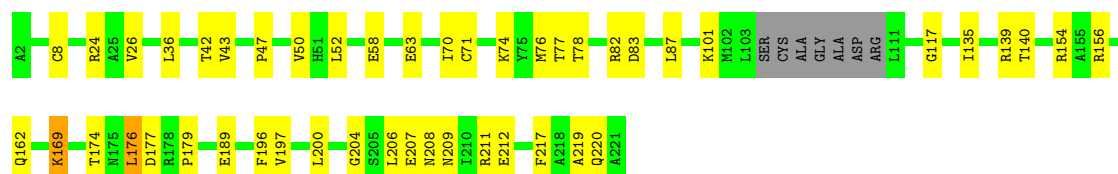
• Molecule 47: 60S ribosomal protein L10





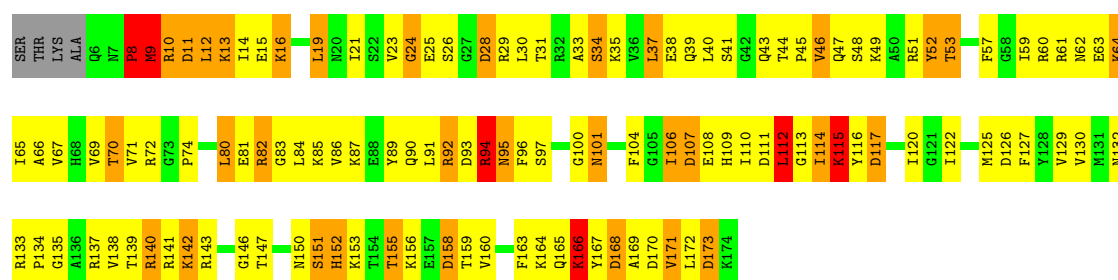
• Molecule 47: 60S ribosomal protein L10

Chain m0: 75% 20% ..



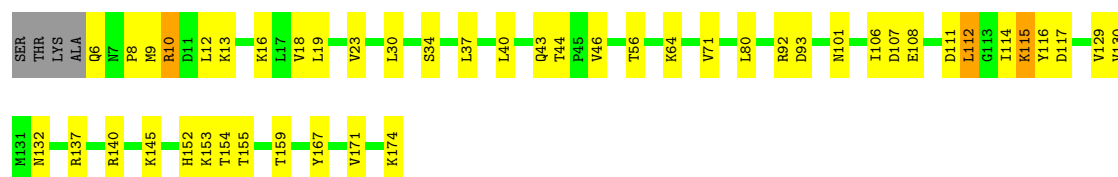
• Molecule 48: 60S ribosomal protein L11-B

Chain M1: 26% 49% 19% ..



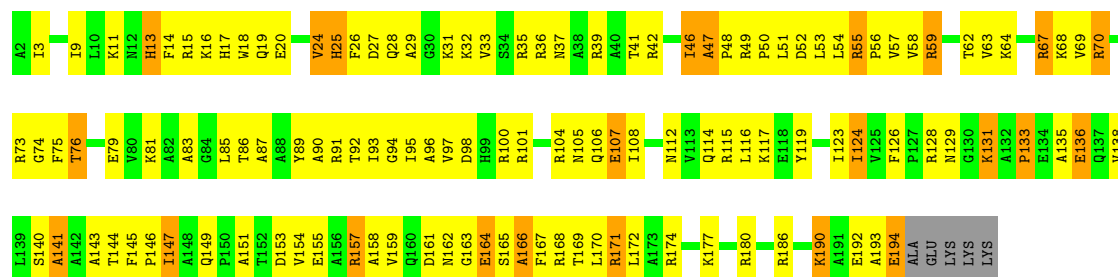
• Molecule 48: 60S ribosomal protein L11-B

Chain m1: 71% 25% ..

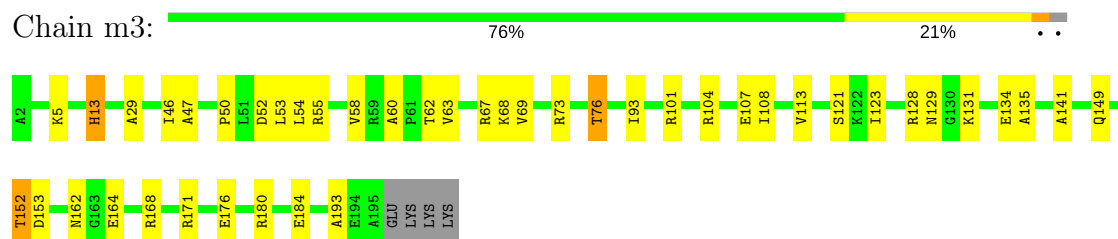


• Molecule 49: 60S ribosomal protein L13-A

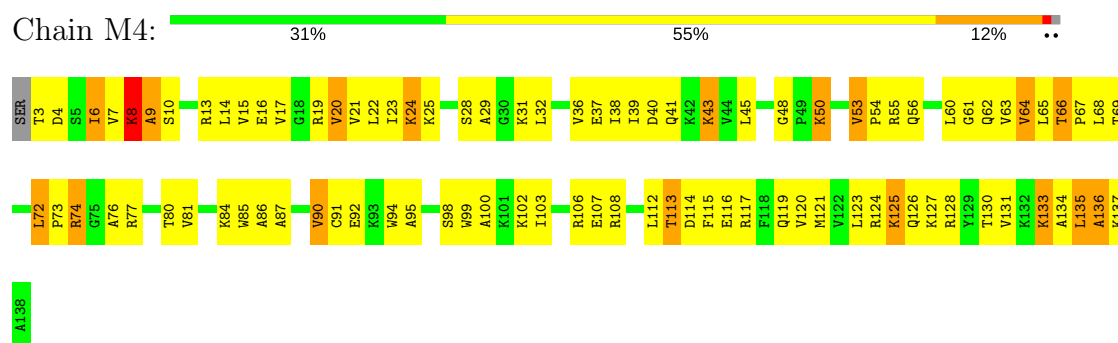
Chain M3: 34% 52% 12% ..



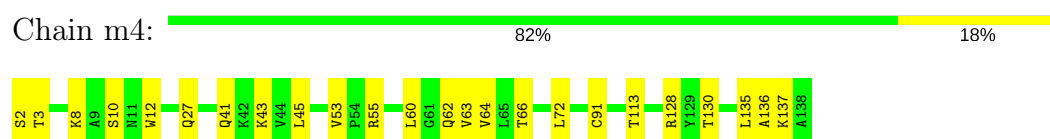
- Molecule 49: 60S ribosomal protein L13-A



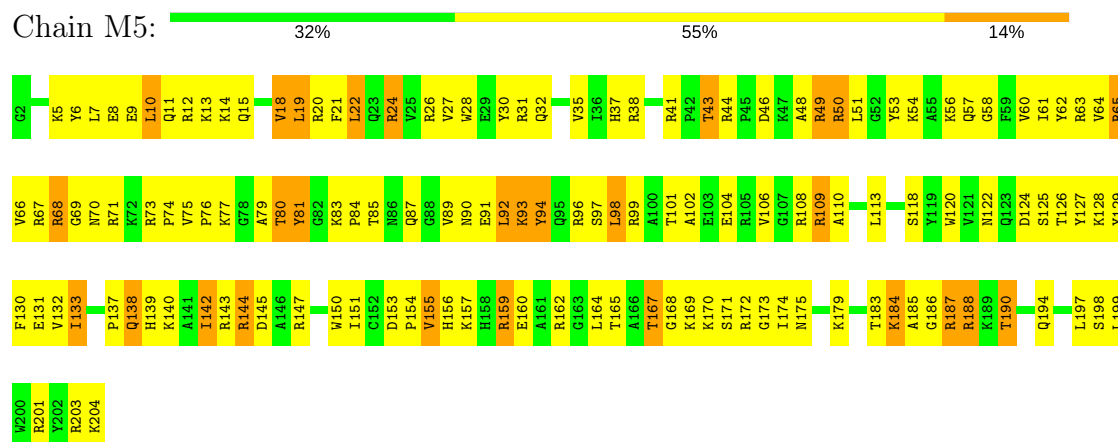
- Molecule 50: 60S ribosomal protein L14-A



- Molecule 50: 60S ribosomal protein L14-A

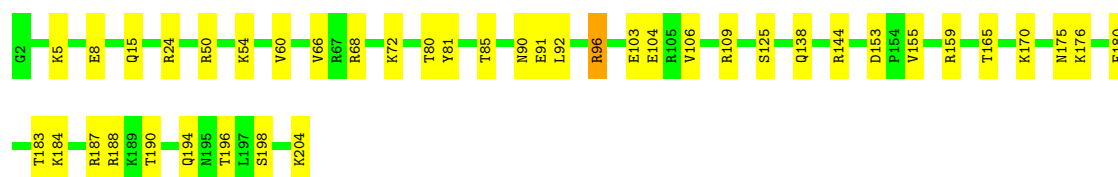


- Molecule 51: 60S ribosomal protein L15-A

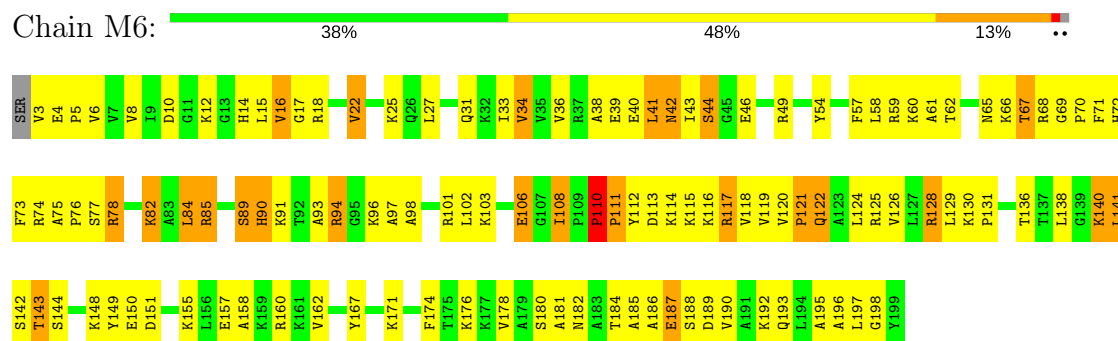


- Molecule 51: 60S ribosomal protein L15-A

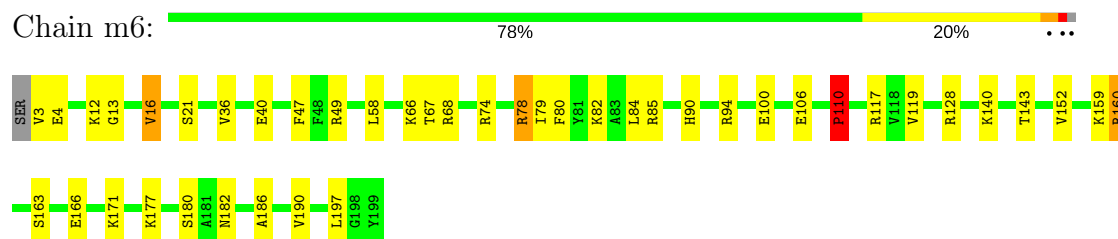




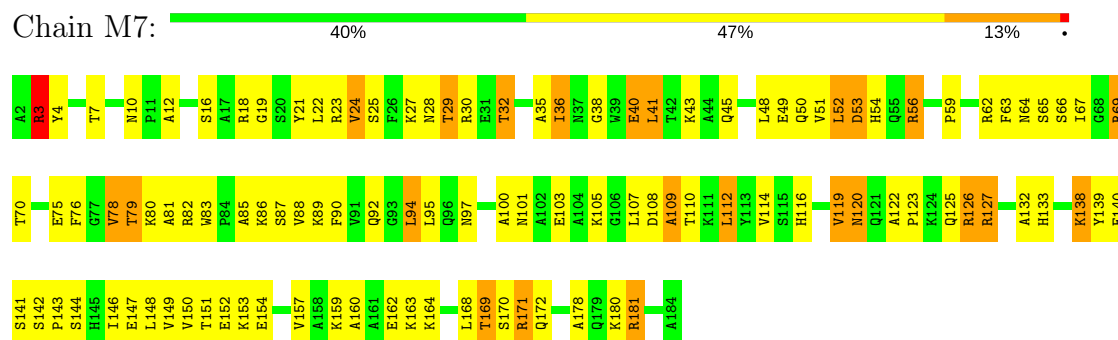
- Molecule 52: 60S ribosomal protein L16-A



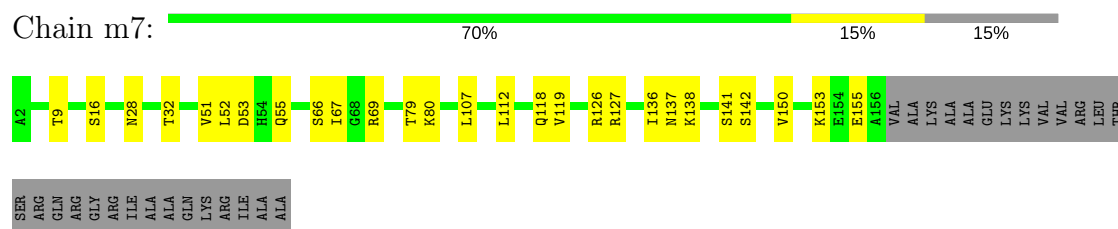
- Molecule 52: 60S ribosomal protein L16-A



- Molecule 53: 60S ribosomal protein L17-A



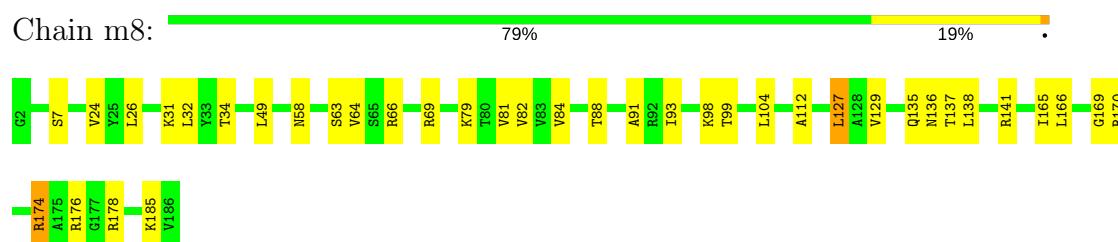
- Molecule 53: 60S ribosomal protein L17-A



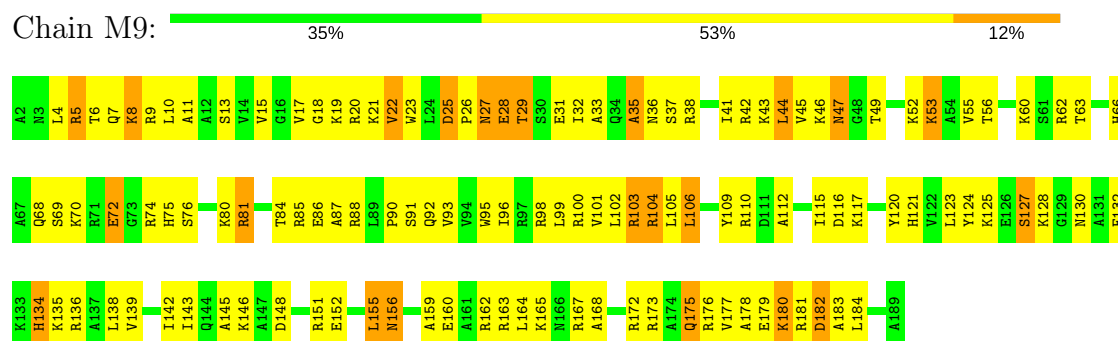
- Molecule 54: 60S ribosomal protein L18-A



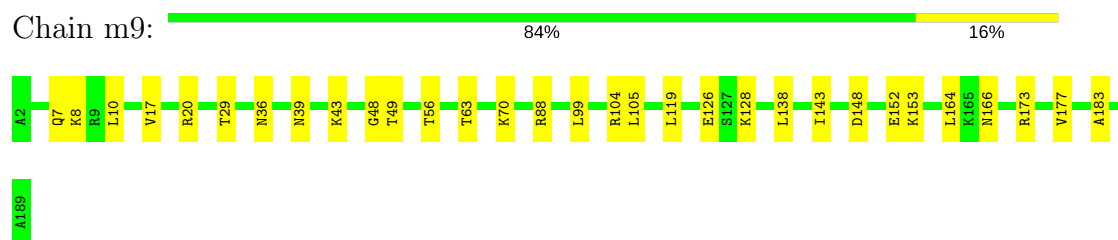
- Molecule 54: 60S ribosomal protein L18-A



- Molecule 55: 60S ribosomal protein L19-A



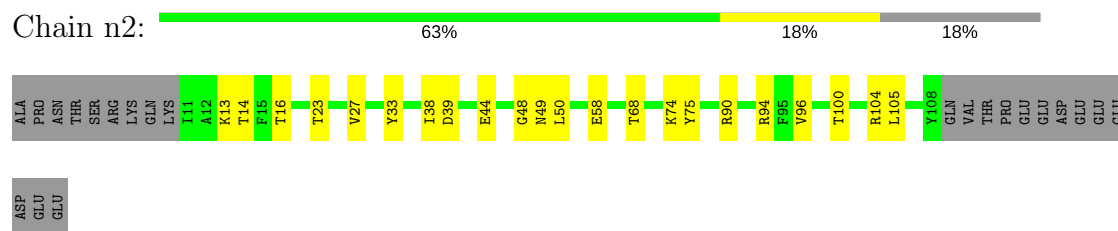
- Molecule 55: 60S ribosomal protein L19-A



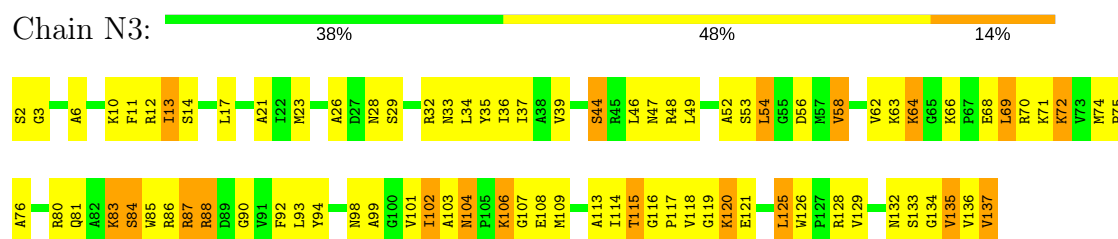
- Molecule 56: 60S ribosomal protein L20-A



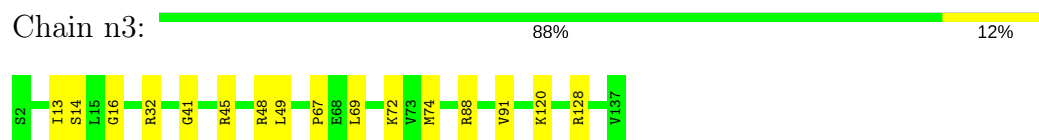
- Molecule 58: 60S ribosomal protein L22-A



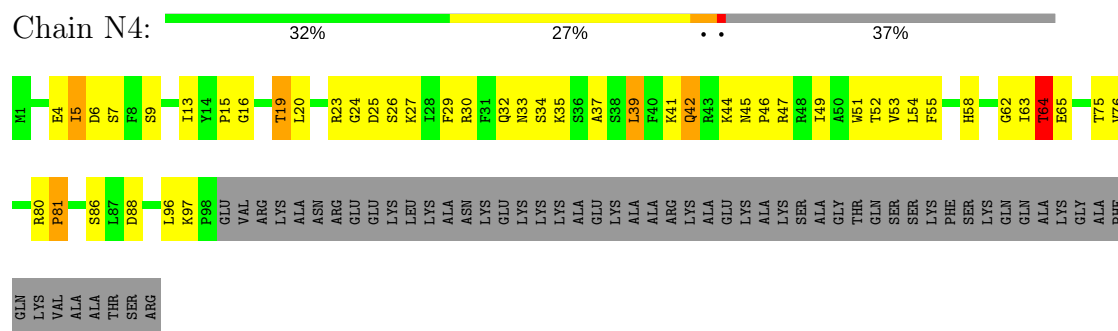
- Molecule 59: 60S ribosomal protein L23-A



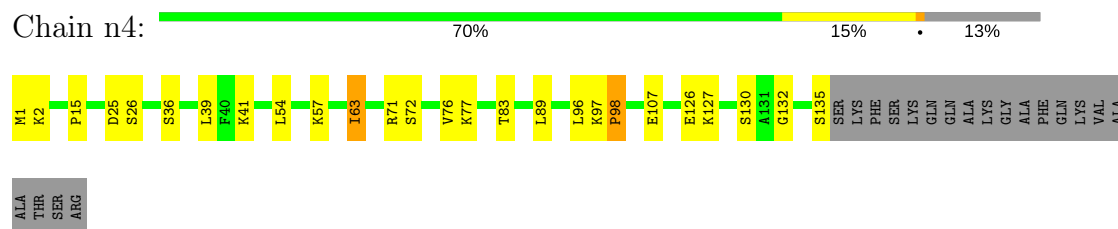
- Molecule 59: 60S ribosomal protein L23-A



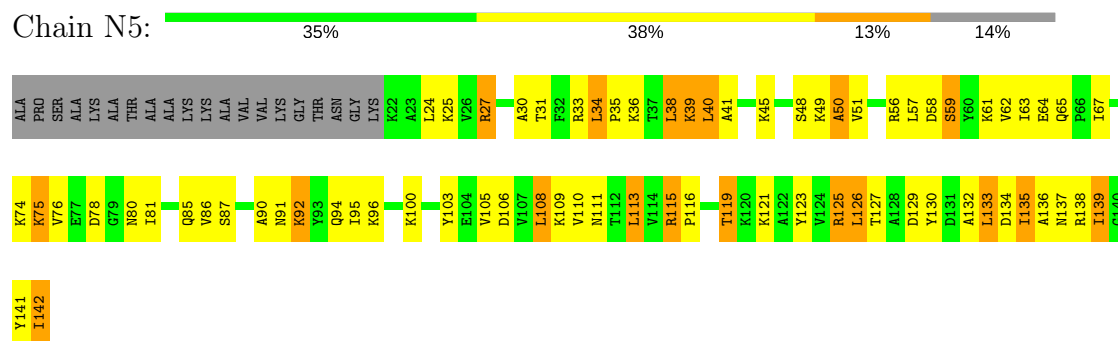
- Molecule 60: 60S ribosomal protein L24-A



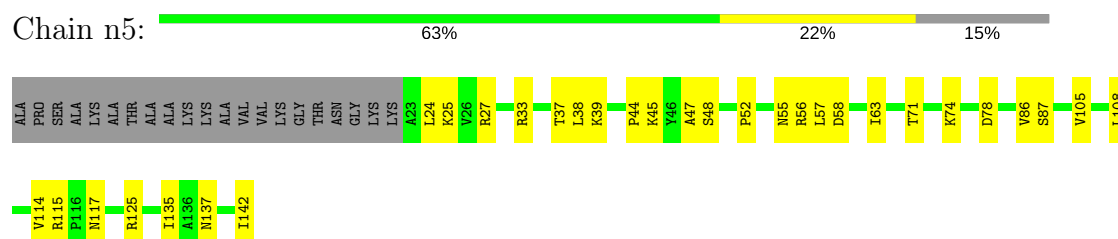
- Molecule 60: 60S ribosomal protein L24-A



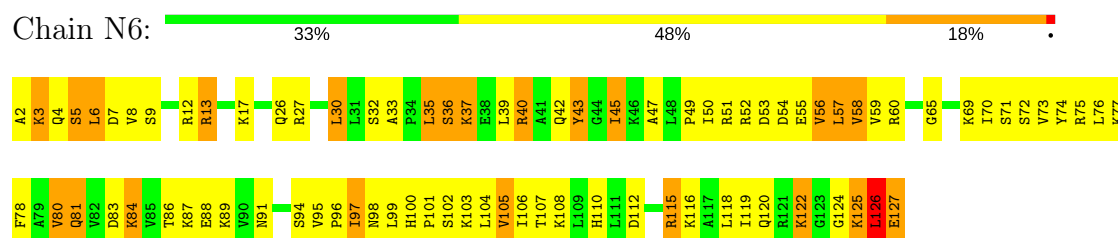
- Molecule 61: 60S ribosomal protein L25



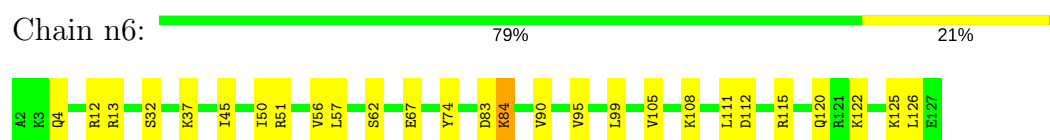
- Molecule 61: 60S ribosomal protein L25



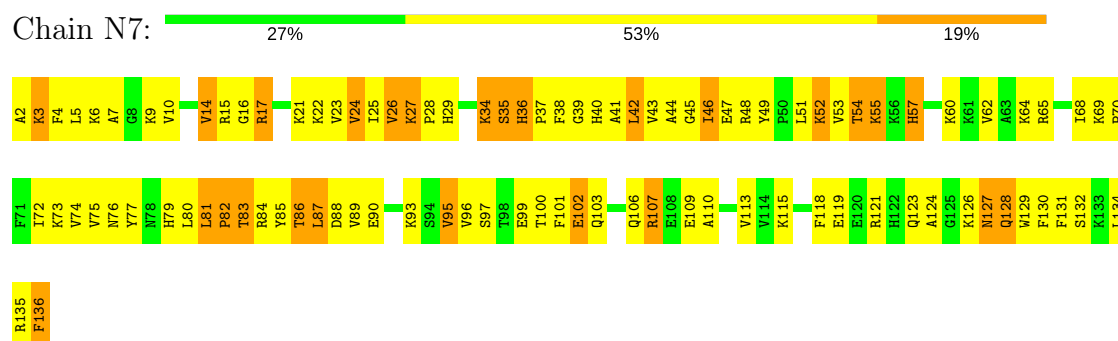
- Molecule 62: 60S ribosomal protein L26-A



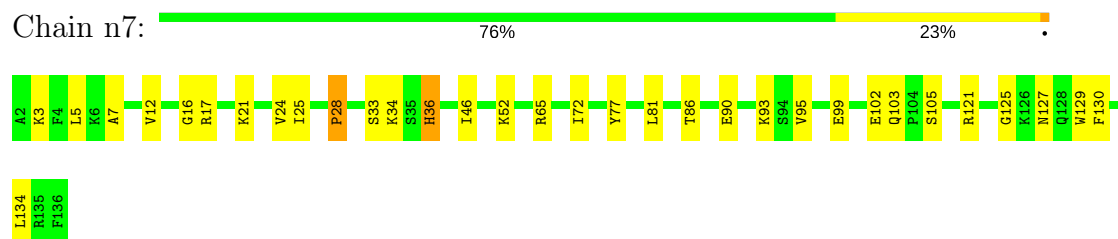
- Molecule 62: 60S ribosomal protein L26-A



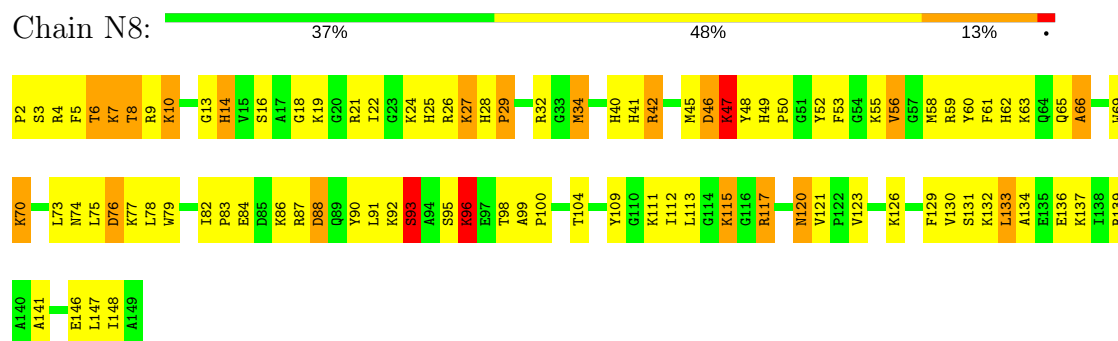
- Molecule 63: 60S ribosomal protein L27-A



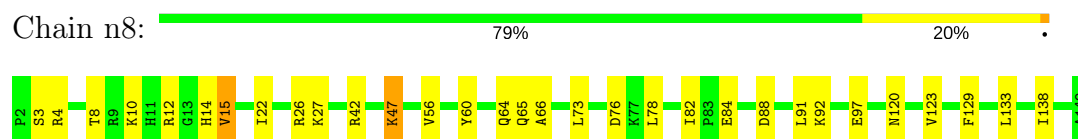
- Molecule 63: 60S ribosomal protein L27-A



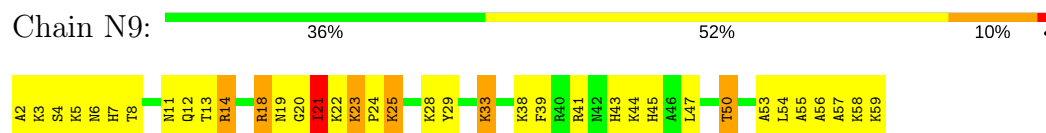
- Molecule 64: 60S ribosomal protein L28



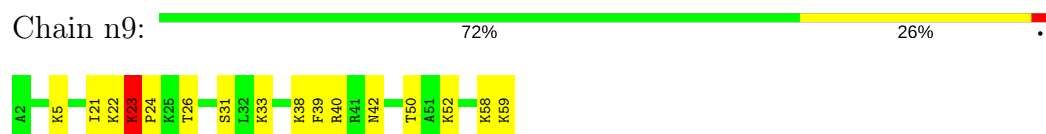
- Molecule 64: 60S ribosomal protein L28



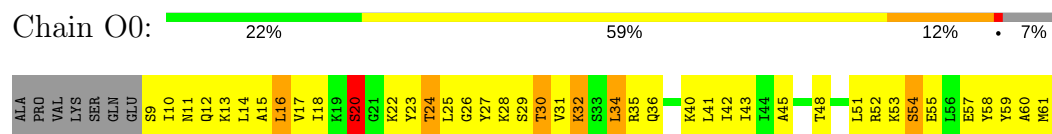
- Molecule 65: 60S ribosomal protein L29

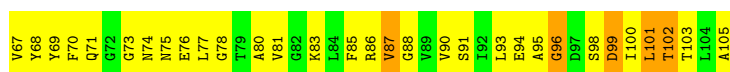


- Molecule 65: 60S ribosomal protein L29



- Molecule 66: 60S ribosomal protein L30





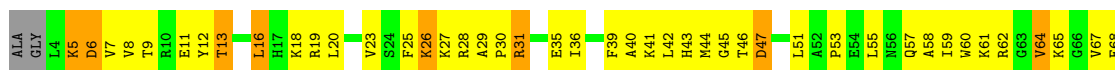
- Molecule 66: 60S ribosomal protein L30

Chain o0: 79% 17% .



- Molecule 67: 60S ribosomal protein L31-A

Chain O1: 30% 53% 13% . .




- Molecule 67: 60S ribosomal protein L31-A

Chain o1: 68% 27% . .



- Molecule 68: 60S ribosomal protein L32

Chain O2: 29% 53% 16% .



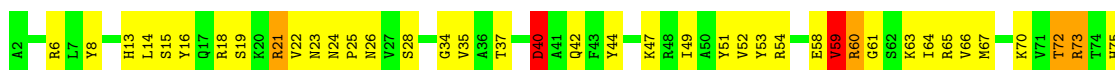
- Molecule 68: 60S ribosomal protein L32

Chain o2: 76% 20% . . .

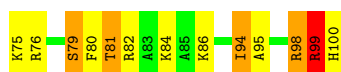


- Molecule 69: 60S ribosomal protein L33-A

Chain O3: 44% 45% 8% .







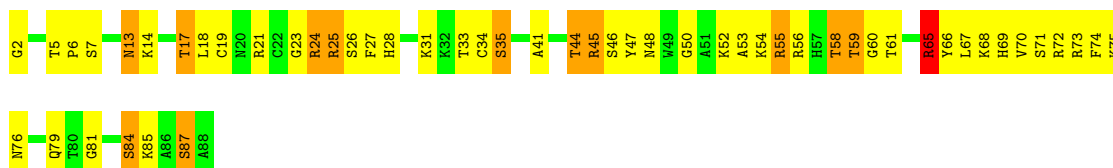
• Molecule 72: 60S ribosomal protein L36-A

Chain o6: 70% 30%



• Molecule 73: 60S ribosomal protein L37-A

Chain O7: 39% 46% 14%



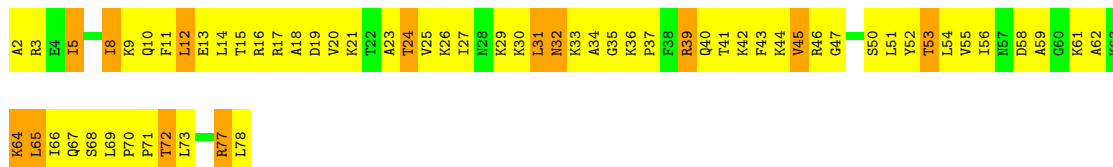
• Molecule 73: 60S ribosomal protein L37-A

Chain o7: 84% 13%



• Molecule 74: 60S ribosomal protein L38

Chain O8: 18% 65% 17%



• Molecule 74: 60S ribosomal protein L38

Chain o8: 75% 23%




• Molecule 75: 60S ribosomal protein L39

Chain O9: 34% 54% 12%




• Molecule 75: 60S ribosomal protein L39

Chain o9:  84% 16%



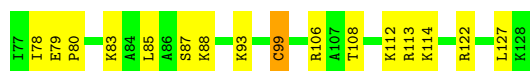
- Molecule 76: Ubiquitin-60S ribosomal protein L40

Chain Q0:  42% 42% 13% .



- Molecule 76: Ubiquitin-60S ribosomal protein L40

Chain q0:  69% 29% .



- Molecule 77: 60S ribosomal protein L41-A

Chain Q1:  32% 48% 20%



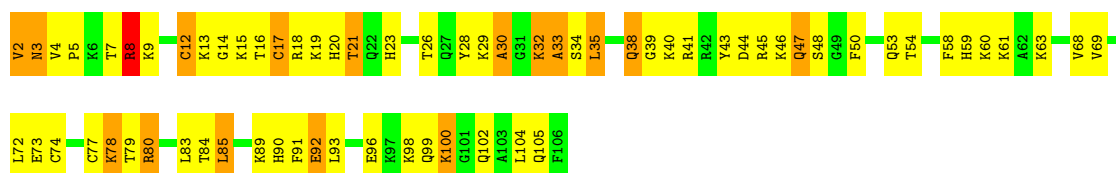
- Molecule 77: 60S ribosomal protein L41-A

Chain q1:  64% 32% .




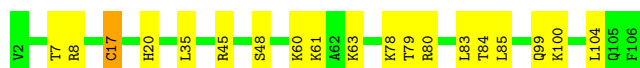
- Molecule 78: 60S ribosomal protein L42-A

Chain Q2:  35% 49% 15% .



- Molecule 78: 60S ribosomal protein L42-A

Chain q2:  82% 17% .



- There are no outlier residues recorded for this chain.

- Molecule 84: Unknown Protein p2

Chain p2:  100%

There are no outlier residues recorded for this chain.

4 Data and refinement statistics

EDS failed to run properly - this section is therefore incomplete.

Property	Value	Source
Space group	P 1 21 1	Depositor
Cell constants a, b, c, α , β , γ	435.84Å 286.77Å 303.77Å 90.00° 99.03° 90.00°	Depositor
Resolution (Å)	49.70 – 3.30	Depositor
% Data completeness (in resolution range)	99.4 (49.70-3.30)	Depositor
R_{merge}	0.31	Depositor
R_{sym}	(Not available)	Depositor
$\langle I/\sigma(I) \rangle$ ¹	1.34 (at 3.33Å)	Xtriage
Refinement program	PHENIX (phenix.refine: dev_1702)	Depositor
R, R_{free}	0.202 , 0.255	Depositor
Wilson B-factor (Å ²)	90.1	Xtriage
Anisotropy	0.099	Xtriage
L-test for twinning ²	$\langle L \rangle = 0.46$, $\langle L^2 \rangle = 0.28$	Xtriage
Estimated twinning fraction	No twinning to report.	Xtriage
Total number of atoms	411183	wwPDB-VP
Average B, all atoms (Å ²)	79.0	wwPDB-VP

Xtriage's analysis on translational NCS is as follows: *The largest off-origin peak in the Patterson function is 1.47% of the height of the origin peak. No significant pseudotranslation is detected.*

¹Intensities estimated from amplitudes.

²Theoretical values of $\langle |L| \rangle$, $\langle L^2 \rangle$ for acentric reflections are 0.5, 0.333 respectively for untwinned datasets, and 0.375, 0.2 for perfectly twinned datasets.

5 Model quality ⓘ

5.1 Standard geometry ⓘ

Bond lengths and bond angles in the following residue types are not validated in this section: 3J6, ZN, OHX, MG

The Z score for a bond length (or angle) is the number of standard deviations the observed value is removed from the expected value. A bond length (or angle) with $|Z| > 5$ is considered an outlier worth inspection. RMSZ is the root-mean-square of all Z scores of the bond lengths (or angles).

Mol	Chain	Bond lengths		Bond angles	
		RMSZ	$\# Z > 5$	RMSZ	$\# Z > 5$
1	2	0.74	6/41698 (0.0%)	1.29	289/64972 (0.4%)
1	6	0.88	18/42765 (0.0%)	1.38	477/66634 (0.7%)
2	S0	0.46	0/1617	0.66	0/2215
2	s0	0.48	0/1623	0.69	0/2222
3	S1	0.39	0/1735	0.65	1/2335 (0.0%)
3	s1	0.50	0/1748	0.70	1/2352 (0.0%)
4	S2	0.50	0/1665	0.66	0/2263
4	s2	0.58	0/1665	0.72	0/2263
5	S3	0.50	0/1759	0.66	0/2368
5	s3	0.42	0/1759	0.60	0/2368
6	S4	0.47	0/2109	0.70	1/2839 (0.0%)
6	s4	0.53	0/2109	0.73	0/2839
7	S5	0.40	0/1629	0.59	0/2202
7	s5	0.46	0/1629	0.69	0/2202
8	S6	0.44	0/1823	0.64	0/2439
8	s6	0.55	0/1779	0.70	0/2379
9	S7	0.43	0/1506	0.65	0/2028
9	s7	0.44	0/1516	0.65	0/2043
10	S8	0.54	0/1514	0.71	2/2021 (0.1%)
10	s8	0.60	0/1514	0.74	0/2021
11	S9	0.47	0/1519	0.65	0/2035
11	s9	0.56	0/1519	0.78	1/2035 (0.0%)
12	C0	0.42	0/790	0.64	1/1069 (0.1%)
12	c0	0.37	0/777	0.66	3/1049 (0.3%)
13	C1	0.58	0/1240	0.70	0/1675
13	c1	0.63	0/1194	0.76	0/1610
14	C2	0.38	0/900	0.64	1/1224 (0.1%)
14	c2	0.29	0/900	0.57	0/1224
15	C3	0.47	0/1215	0.68	2/1638 (0.1%)
15	c3	0.54	0/1215	0.71	0/1638
16	C4	0.40	0/901	0.68	0/1217
16	c4	0.52	0/960	0.74	1/1290 (0.1%)

Mol	Chain	Bond lengths		Bond angles	
		RMSZ	# Z >5	RMSZ	# Z >5
17	C5	0.46	0/998	0.65	0/1341
17	c5	0.48	0/1060	0.70	1/1426 (0.1%)
18	C6	0.45	0/1125	0.68	1/1510 (0.1%)
18	c6	0.51	0/1131	0.70	0/1518
19	C7	0.44	0/935	0.63	0/1254
19	c7	0.47	0/914	0.69	0/1224
20	C8	0.42	0/1211	0.64	0/1628
20	c8	0.50	0/1211	0.71	1/1628 (0.1%)
21	C9	0.45	0/1130	0.65	1/1517 (0.1%)
21	c9	0.50	0/1130	0.67	1/1517 (0.1%)
22	D0	0.46	0/865	0.65	0/1169
22	d0	0.48	0/892	0.68	0/1205
23	D1	0.46	0/693	0.65	0/935
23	d1	0.52	0/693	0.68	0/935
24	D2	0.50	0/1038	0.75	2/1395 (0.1%)
24	d2	0.61	0/1038	0.76	1/1395 (0.1%)
25	D3	0.61	0/1139	0.75	0/1518
25	d3	0.75	0/1139	0.86	2/1518 (0.1%)
26	D4	0.45	0/1087	0.61	0/1449
26	d4	0.51	0/1087	0.71	0/1449
27	D5	0.40	0/571	0.72	0/768
27	d5	0.46	0/566	0.71	0/761
28	D6	0.48	0/782	0.71	0/1047
28	d6	0.65	0/782	0.79	1/1047 (0.1%)
29	D7	0.43	0/620	0.67	0/838
29	d7	0.49	0/620	0.64	0/838
30	D8	0.36	0/499	0.56	0/670
30	d8	0.46	0/499	0.63	0/670
31	D9	0.54	0/452	0.70	1/600 (0.2%)
31	d9	0.48	0/452	0.65	0/600
32	E0	0.48	0/483	0.61	0/643
33	E1	0.43	0/577	0.77	0/770
33	e1	0.39	0/619	0.69	1/822 (0.1%)
34	SR	0.37	0/2494	0.58	0/3393
34	sR	0.42	0/2495	0.59	0/3395
35	SM	0.53	0/1113	0.80	4/1502 (0.3%)
35	sM	0.50	0/683	0.73	1/923 (0.1%)
36	1	1.15	144/75394 (0.2%)	1.64	1754/117545 (1.5%)
36	5	1.19	180/75414 (0.2%)	1.67	1900/117575 (1.6%)
37	3	0.94	1/2883 (0.0%)	1.44	31/4491 (0.7%)
37	7	1.14	3/2883 (0.1%)	1.67	68/4491 (1.5%)
38	4	1.06	2/3746 (0.1%)	1.55	59/5832 (1.0%)
38	8	0.98	1/3746 (0.0%)	1.42	27/5832 (0.5%)

Mol	Chain	Bond lengths		Bond angles	
		RMSZ	# Z >5	RMSZ	# Z >5
39	L2	0.70	0/1948	0.85	4/2617 (0.2%)
39	l2	0.67	0/1946	0.84	0/2614
40	L3	0.73	0/3146	0.82	1/4228 (0.0%)
40	l3	0.83	2/3146 (0.1%)	0.90	2/4228 (0.0%)
41	L4	0.81	2/2800 (0.1%)	0.91	3/3790 (0.1%)
41	l4	0.72	1/2800 (0.0%)	0.87	0/3790
42	L5	0.57	0/2425	0.71	0/3271
42	l5	0.70	0/2408	0.82	4/3248 (0.1%)
43	L6	0.74	0/1260	0.79	0/1694
43	l6	0.75	0/1269	0.82	1/1705 (0.1%)
44	L7	0.76	0/1821	0.88	2/2451 (0.1%)
44	l7	0.84	0/1828	0.88	4/2461 (0.2%)
45	L8	0.56	0/1836	0.69	0/2481
45	l8	0.51	0/1795	0.64	0/2429
46	L9	0.64	0/1539	0.77	0/2073
46	l9	0.80	0/1539	0.84	0/2073
47	M0	0.77	1/1741 (0.1%)	0.83	1/2335 (0.0%)
47	m0	0.77	1/1758 (0.1%)	0.83	0/2358
48	M1	0.51	0/1374	0.70	0/1842
48	m1	0.67	0/1374	0.85	2/1842 (0.1%)
49	M3	0.75	0/1568	0.84	1/2106 (0.0%)
49	m3	0.68	0/1573	0.80	0/2113
50	M4	0.73	0/1068	0.76	0/1438
50	m4	0.82	0/1074	0.82	1/1446 (0.1%)
51	M5	0.72	0/1757	0.84	0/2354
51	m5	0.66	0/1757	0.80	2/2354 (0.1%)
52	M6	0.82	0/1585	0.85	1/2128 (0.0%)
52	m6	0.98	2/1585 (0.1%)	0.96	2/2128 (0.1%)
53	M7	0.80	1/1443 (0.1%)	0.84	2/1944 (0.1%)
53	m7	0.84	0/1250	0.84	0/1683
54	M8	0.78	0/1465	0.91	1/1965 (0.1%)
54	m8	0.71	0/1465	0.94	5/1965 (0.3%)
55	M9	0.56	0/1538	0.66	0/2050
55	m9	0.62	0/1538	0.72	0/2050
56	N0	0.74	0/1481	0.84	3/1990 (0.2%)
56	n0	0.89	0/1481	0.89	0/1990
57	N1	0.76	0/1300	0.78	0/1743
57	n1	0.83	2/1300 (0.2%)	0.82	1/1743 (0.1%)
58	N2	0.46	0/812	0.63	0/1099
58	n2	0.50	0/794	0.67	0/1076
59	N3	0.69	0/1018	0.83	1/1369 (0.1%)
59	n3	0.81	0/1018	0.87	0/1369
60	N4	0.55	0/712	0.66	0/958

Mol	Chain	Bond lengths		Bond angles	
		RMSZ	# Z >5	RMSZ	# Z >5
60	n4	0.67	0/1052	0.79	0/1398
61	N5	0.63	0/979	0.77	1/1321 (0.1%)
61	n5	0.67	0/974	0.79	0/1314
62	N6	0.74	0/1004	0.87	1/1341 (0.1%)
62	n6	0.63	0/1004	0.79	0/1341
63	N7	0.54	0/1118	0.70	0/1497
63	n7	0.49	0/1118	0.65	0/1497
64	N8	0.75	0/1204	0.90	0/1612
64	n8	0.77	0/1204	0.87	0/1612
65	N9	0.65	0/473	0.77	1/629 (0.2%)
65	n9	0.79	0/473	0.97	1/629 (0.2%)
66	O0	0.50	0/751	0.66	0/1008
66	o0	0.52	0/775	0.69	0/1040
67	O1	0.63	0/890	0.72	0/1196
67	o1	0.72	0/897	0.84	0/1205
68	O2	0.84	0/1041	0.90	1/1394 (0.1%)
68	o2	0.81	0/1041	0.90	2/1394 (0.1%)
69	O3	0.89	0/868	0.87	1/1168 (0.1%)
69	o3	0.90	0/868	0.90	0/1168
70	O4	0.59	0/890	0.79	1/1189 (0.1%)
70	o4	0.56	0/890	0.76	0/1189
71	O5	0.71	0/978	0.78	0/1301
71	o5	0.56	0/974	0.68	0/1297
72	O6	0.66	0/778	0.76	0/1034
72	o6	0.55	0/777	0.73	0/1033
73	O7	0.75	0/696	0.99	3/923 (0.3%)
73	o7	0.70	0/696	0.86	1/923 (0.1%)
74	O8	0.52	0/618	0.68	0/826
74	o8	0.50	0/614	0.68	0/822
75	O9	0.74	0/443	0.88	0/588
75	o9	0.66	0/443	0.79	0/588
76	Q0	0.69	0/423	0.82	0/562
76	q0	0.94	1/423 (0.2%)	0.92	0/562
77	Q1	0.61	0/234	0.78	0/300
77	q1	0.78	0/234	1.00	0/300
78	Q2	0.88	1/860 (0.1%)	0.90	0/1136
78	q2	0.79	1/860 (0.1%)	0.77	1/1136 (0.1%)
79	Q3	0.71	0/701	0.81	1/934 (0.1%)
79	q3	0.71	0/701	0.80	0/934
80	e0	0.58	0/499	0.74	0/665
82	p0	0.46	0/1092	0.61	0/1474
All	All	0.90	370/430074 (0.1%)	1.30	4696/631364 (0.7%)

Chiral center outliers are detected by calculating the chiral volume of a chiral center and verifying if the center is modelled as a planar moiety or with the opposite hand. A planarity outlier is detected by checking planarity of atoms in a peptide group, atoms in a mainchain group or atoms of a sidechain that are expected to be planar.

Mol	Chain	#Chirality outliers	#Planarity outliers
6	S4	0	1
7	s5	0	1
9	S7	0	2
9	s7	0	1
10	s8	0	1
11	s9	0	1
16	C4	0	2
18	c6	0	1
19	C7	0	1
25	D3	0	1
27	D5	0	1
28	D6	0	1
33	E1	0	1
39	L2	0	1
39	l2	0	1
40	L3	0	1
43	L6	0	1
43	l6	0	1
44	l7	0	1
45	L8	0	1
46	L9	0	1
48	M1	0	1
52	M6	0	1
52	m6	0	1
54	m8	0	1
56	N0	0	1
56	n0	0	1
59	n3	0	1
64	n8	0	1
65	N9	0	2
67	O1	0	1
72	O6	0	1
81	m2	0	1
All	All	0	36

The worst 5 of 370 bond length outliers are listed below:

Mol	Chain	Res	Type	Atoms	Z	Observed(Å)	Ideal(Å)
78	Q2	17	CYS	CB-SG	12.26	2.03	1.82

Continued on next page...

Continued from previous page...

Mol	Chain	Res	Type	Atoms	Z	Observed(Å)	Ideal(Å)
36	5	1152	G	N9-C4	-11.12	1.29	1.38
36	5	2726	C	N3-C4	-9.57	1.27	1.33
78	q2	17	CYS	CB-SG	9.14	1.97	1.82
36	1	3181	C	N3-C4	-8.78	1.27	1.33

The worst 5 of 4696 bond angle outliers are listed below:

Mol	Chain	Res	Type	Atoms	Z	Observed(°)	Ideal(°)
36	5	1116	G	O5'-P-OP1	-18.97	87.94	110.70
36	5	1152	G	C2-N3-C4	-18.00	102.90	111.90
36	5	1152	G	N3-C4-C5	17.23	137.22	128.60
36	5	1152	G	N3-C4-N9	-15.73	116.56	126.00
36	1	1495	U	C5-C6-N1	-15.66	114.87	122.70

There are no chirality outliers.

5 of 36 planarity outliers are listed below:

Mol	Chain	Res	Type	Group
16	C4	123	SER	Peptide
16	C4	124	ASP	Peptide
6	S4	167	GLY	Peptide
9	S7	131	PHE	Peptide
9	S7	30	SER	Peptide

5.2 Too-close contacts

In the following table, the Non-H and H(model) columns list the number of non-hydrogen atoms and hydrogen atoms in the chain respectively. The H(added) column lists the number of hydrogen atoms added and optimized by MolProbity. The Clashes column lists the number of clashes within the asymmetric unit, whereas Symm-Clashes lists symmetry related clashes.

Mol	Chain	Non-H	H(model)	H(added)	Clashes	Symm-Clashes
1	2	37283	0	18757	1102	0
1	6	38238	0	19240	1042	0
2	S0	1577	0	1567	189	0
2	s0	1583	0	1578	0	0
3	S1	1709	0	1784	187	0
3	s1	1722	0	1793	0	0
4	S2	1635	0	1723	148	0
4	s2	1635	0	1723	0	0
5	S3	1734	0	1817	151	0

Continued on next page...

Continued from previous page...

Mol	Chain	Non-H	H(model)	H(added)	Clashes	Symm-Clashes
5	s3	1734	0	1817	0	0
6	S4	2068	0	2154	214	0
6	s4	2068	0	2154	0	0
7	S5	1609	0	1675	187	0
7	s5	1609	0	1675	0	0
8	S6	1799	0	1879	135	0
8	s6	1755	0	1846	0	0
9	S7	1481	0	1572	133	0
9	s7	1491	0	1578	0	0
10	S8	1489	0	1525	154	0
10	s8	1489	0	1525	0	0
11	S9	1494	0	1573	154	0
11	s9	1494	0	1573	0	0
12	C0	773	0	729	84	0
12	c0	762	0	699	0	0
13	C1	1214	0	1259	107	0
13	c1	1168	0	1231	0	0
14	C2	892	0	891	71	0
14	c2	892	0	891	0	0
15	C3	1192	0	1254	111	0
15	c3	1192	0	1255	0	0
16	C4	891	0	883	98	0
16	c4	949	0	985	0	0
17	C5	977	0	1002	112	0
17	c5	1039	0	1050	0	0
18	C6	1105	0	1166	137	0
18	c6	1111	0	1171	0	0
19	C7	926	0	930	96	0
19	c7	906	0	909	0	0
20	C8	1192	0	1222	137	0
20	c8	1192	0	1222	0	0
21	C9	1112	0	1124	113	0
21	c9	1112	0	1124	0	0
22	D0	855	0	917	95	0
22	d0	882	0	939	0	0
23	D1	684	0	672	81	0
23	d1	684	0	672	0	0
24	D2	1021	0	1060	105	0
24	d2	1021	0	1060	0	0
25	D3	1121	0	1196	104	0
25	d3	1121	0	1196	0	0
26	D4	1073	0	1132	101	0

Continued on next page...

Continued from previous page...

Mol	Chain	Non-H	H(model)	H(added)	Clashes	Symm-Clashes
26	d4	1073	0	1132	0	0
27	D5	563	0	603	74	0
27	d5	558	0	598	0	0
28	D6	769	0	814	119	0
28	d6	769	0	814	0	0
29	D7	610	0	631	49	0
29	d7	610	0	633	0	0
30	D8	497	0	535	58	0
30	d8	497	0	535	0	0
31	D9	442	0	428	48	0
31	d9	442	0	429	0	0
32	E0	475	0	525	38	0
33	E1	566	0	602	73	0
33	e1	608	0	657	0	0
34	SR	2441	0	2397	163	0
34	sR	2442	0	2392	0	0
35	SM	1104	0	996	82	0
35	sM	680	0	607	0	0
36	1	67355	0	33845	1582	1
36	5	67376	0	33858	1542	0
37	3	2579	0	1304	62	0
37	7	2579	0	1304	63	0
38	4	3353	0	1695	82	0
38	8	3353	0	1695	95	0
39	L2	1914	0	1981	220	0
39	l2	1912	0	1976	0	0
40	L3	3075	0	3142	272	0
40	l3	3075	0	3142	0	0
41	L4	2748	0	2859	247	0
41	l4	2748	0	2859	0	0
42	L5	2375	0	2325	231	0
42	l5	2359	0	2311	0	0
43	L6	1239	0	1326	97	0
43	l6	1248	0	1339	0	0
44	L7	1784	0	1862	165	0
44	l7	1791	0	1869	0	0
45	L8	1804	0	1877	140	0
45	l8	1763	0	1819	0	0
46	L9	1518	0	1587	160	0
46	l9	1518	0	1587	0	0
47	M0	1705	0	1735	170	0
47	m0	1722	0	1755	0	0

Continued on next page...

Continued from previous page...

Mol	Chain	Non-H	H(model)	H(added)	Clashes	Symm-Clashes
48	M1	1353	0	1383	117	0
48	m1	1353	0	1383	0	0
49	M3	1543	0	1608	158	0
49	m3	1548	0	1613	0	0
50	M4	1053	0	1149	104	0
50	m4	1059	0	1154	0	0
51	M5	1720	0	1779	184	0
51	m5	1720	0	1779	0	0
52	M6	1555	0	1659	150	0
52	m6	1555	0	1659	0	0
53	M7	1420	0	1437	114	0
53	m7	1227	0	1236	0	0
54	M8	1441	0	1543	132	0
54	m8	1441	0	1543	0	0
55	M9	1521	0	1617	123	0
55	m9	1521	0	1617	0	0
56	N0	1445	0	1487	135	0
56	n0	1445	0	1487	0	0
57	N1	1276	0	1323	123	0
57	n1	1276	0	1323	0	0
58	N2	796	0	812	58	0
58	n2	778	0	791	0	0
59	N3	1003	0	1048	86	0
59	n3	1003	0	1048	0	0
60	N4	699	0	640	36	0
60	n4	1038	0	1071	0	0
61	N5	964	0	1025	75	0
61	n5	959	0	1023	0	0
62	N6	993	0	1081	94	0
62	n6	993	0	1081	0	0
63	N7	1092	0	1155	120	0
63	n7	1092	0	1155	0	0
64	N8	1173	0	1214	111	0
64	n8	1173	0	1215	0	0
65	N9	462	0	491	44	0
65	n9	462	0	491	0	0
66	O0	743	0	797	72	0
66	o0	767	0	816	0	0
67	O1	876	0	912	72	0
67	o1	883	0	918	0	0
68	O2	1020	0	1090	87	0
68	o2	1020	0	1090	0	0

Continued on next page...

Continued from previous page...

Mol	Chain	Non-H	H(model)	H(added)	Clashes	Symm-Clashes
69	O3	850	0	880	58	0
69	o3	850	0	880	0	0
70	O4	880	0	945	97	0
70	o4	880	0	945	0	0
71	O5	969	0	1078	107	0
71	o5	965	0	1067	0	0
72	O6	771	0	849	73	0
72	o6	770	0	846	0	0
73	O7	681	0	683	52	0
73	o7	681	0	682	0	0
74	O8	612	0	682	64	0
74	o8	608	0	671	0	0
75	O9	436	0	475	44	0
75	o9	436	0	475	0	0
76	Q0	417	0	455	32	0
76	q0	417	0	456	0	0
77	Q1	233	0	284	21	0
77	q1	233	0	284	0	0
78	Q2	847	0	916	58	0
78	q2	847	0	917	0	0
79	Q3	694	0	734	61	0
79	q3	694	0	734	0	0
80	e0	491	0	542	0	0
81	m2	750	0	175	0	0
82	p0	1077	0	1041	0	0
83	p1	235	0	50	0	0
84	p2	230	0	51	0	0
85	1	471	0	0	0	0
85	2	123	0	0	0	0
85	3	14	0	0	0	0
85	4	20	0	0	0	0
85	5	496	0	0	0	0
85	6	147	0	0	0	0
85	7	18	0	0	0	0
85	8	15	0	0	0	0
85	C3	1	0	0	0	0
85	D0	1	0	0	0	0
85	D3	1	0	0	0	0
85	L2	3	0	0	0	0
85	L3	3	0	0	0	0
85	L4	2	0	0	0	0
85	L5	1	0	0	0	0

Continued on next page...

Continued from previous page...

Mol	Chain	Non-H	H(model)	H(added)	Clashes	Symm-Clashes
85	L7	2	0	0	0	0
85	L8	1	0	0	0	0
85	M0	3	0	0	0	0
85	M1	1	0	0	0	0
85	M3	3	0	0	0	0
85	M5	2	0	0	0	0
85	M6	1	0	0	0	0
85	M7	4	0	0	0	0
85	M9	2	0	0	0	0
85	N0	2	0	0	0	0
85	N3	3	0	0	0	0
85	N5	1	0	0	0	0
85	N8	5	0	0	0	0
85	O2	2	0	0	0	0
85	O3	1	0	0	0	0
85	O7	1	0	0	0	0
85	S2	1	0	0	0	0
85	S8	1	0	0	0	0
85	c1	1	0	0	0	0
85	c7	1	0	0	0	0
85	c8	2	0	0	0	0
85	d3	3	0	0	0	0
85	d6	1	0	0	0	0
85	l2	2	0	0	0	0
85	l3	3	0	0	0	0
85	l4	1	0	0	0	0
85	l5	3	0	0	0	0
85	l7	2	0	0	0	0
85	l9	1	0	0	0	0
85	m0	1	0	0	0	0
85	m1	1	0	0	0	0
85	m5	2	0	0	0	0
85	m6	2	0	0	0	0
85	m7	5	0	0	0	0
85	n0	2	0	0	0	0
85	n3	2	0	0	0	0
85	n6	2	0	0	0	0
85	n8	2	0	0	0	0
85	n9	1	0	0	0	0
85	o0	1	0	0	0	0
85	o1	1	0	0	0	0
85	o3	2	0	0	0	0

Continued on next page...

Continued from previous page...

Mol	Chain	Non-H	H(model)	H(added)	Clashes	Symm-Clashes
85	o4	1	0	0	0	0
85	q0	1	0	0	0	0
85	q3	2	0	0	0	0
85	s1	1	0	0	0	0
85	s8	2	0	0	0	0
85	s9	1	0	0	0	0
85	sM	2	0	0	0	0
86	1	2429	0	0	223	0
86	2	1099	0	0	115	0
86	3	84	0	0	5	0
86	4	112	0	0	10	0
86	5	2471	0	0	247	0
86	6	1120	0	0	126	0
86	7	70	0	0	4	0
86	8	112	0	0	16	0
86	C3	7	0	0	0	0
86	C5	7	0	0	2	0
86	C8	7	0	0	0	0
86	D3	7	0	0	1	0
86	D9	7	0	0	0	0
86	L3	14	0	0	3	0
86	L4	7	0	0	1	0
86	M0	7	0	0	0	0
86	M5	7	0	0	0	0
86	M7	14	0	0	1	0
86	M9	7	0	0	1	0
86	N9	7	0	0	0	0
86	O1	7	0	0	8	0
86	O3	7	0	0	1	0
86	O4	7	0	0	0	0
86	O6	7	0	0	1	0
86	O7	7	0	0	3	0
86	O9	7	0	0	1	0
86	Q2	7	0	0	5	0
86	S6	7	0	0	1	1
86	S8	7	0	0	1	0
86	SR	7	0	0	0	0
86	c3	7	0	0	0	0
86	c5	7	0	0	0	0
86	c8	7	0	0	0	0
86	d4	7	0	0	0	0
86	d9	7	0	0	0	0

Continued on next page...

Continued from previous page...

Mol	Chain	Non-H	H(model)	H(added)	Clashes	Symm-Clashes
86	l3	14	0	0	0	0
86	l4	14	0	0	0	0
86	l5	28	0	0	0	0
86	l9	7	0	0	0	0
86	m0	14	0	0	0	0
86	m1	7	0	0	0	0
86	m4	7	0	0	0	0
86	m5	7	0	0	0	0
86	m6	7	0	0	0	0
86	m7	7	0	0	0	0
86	m8	7	0	0	0	0
86	n3	14	0	0	0	0
86	n6	7	0	0	0	0
86	n9	7	0	0	0	0
86	o2	7	0	0	0	0
86	o3	7	0	0	0	0
86	o7	14	0	0	0	0
86	q2	7	0	0	0	0
86	s1	14	0	0	0	0
86	s8	7	0	0	0	0
86	sR	7	0	0	0	0
87	D6	1	0	0	0	0
87	D7	1	0	0	0	0
87	D9	1	0	0	0	0
87	E1	1	0	0	0	0
87	O7	1	0	0	0	0
87	Q0	1	0	0	0	0
87	Q2	1	0	0	0	0
87	Q3	1	0	0	0	0
87	d6	1	0	0	0	0
87	d7	1	0	0	0	0
87	d9	1	0	0	0	0
87	e1	1	0	0	0	0
87	o7	1	0	0	0	0
87	q0	1	0	0	0	0
87	q2	1	0	0	0	0
87	q3	1	0	0	0	0
88	1	21	0	20	3	0
88	5	21	0	20	7	0
All	All	411183	0	297329	12131	1

The all-atom clashscore is defined as the number of clashes found per 1000 atoms (including hydrogen atoms). The all-atom clashscore for this structure is 18.

The worst 5 of 12131 close contacts within the same asymmetric unit are listed below, sorted by their clash magnitude.

Atom-1	Atom-2	Interatomic distance (Å)	Clash overlap (Å)
78:Q2:17:CYS:SG	78:Q2:17:CYS:CB	2.03	1.47
78:Q2:17:CYS:SG	78:Q2:77:CYS:HB3	2.03	1.07
36:5:3274:A:H3'	36:5:3275:U:H5''	1.36	1.07
78:Q2:17:CYS:SG	78:Q2:77:CYS:CB	2.70	1.05
36:1:3182:G:OP1	52:M6:160:ARG:NH2	1.90	1.03

All (1) symmetry-related close contacts are listed below. The label for Atom-2 includes the symmetry operator and encoded unit-cell translations to be applied.

Atom-1	Atom-2	Interatomic distance (Å)	Clash overlap (Å)
36:1:531:G:OP1	86:S6:301:OHX:N1[2_545]	2.16	0.04

5.3 Torsion angles [i](#)

5.3.1 Protein backbone [i](#)

In the following table, the Percentiles column shows the percent Ramachandran outliers of the chain as a percentile score with respect to all X-ray entries followed by that with respect to entries of similar resolution.

The Analysed column shows the number of residues for which the backbone conformation was analysed, and the total number of residues.

Mol	Chain	Analysed	Favoured	Allowed	Outliers	Percentiles	
2	S0	204/251 (81%)	139 (68%)	40 (20%)	25 (12%)	0	2
2	s0	204/251 (81%)	148 (72%)	37 (18%)	19 (9%)	1	5
3	S1	212/254 (84%)	147 (69%)	38 (18%)	27 (13%)	0	2
3	s1	214/254 (84%)	164 (77%)	34 (16%)	16 (8%)	1	9
4	S2	215/253 (85%)	177 (82%)	26 (12%)	12 (6%)	2	14
4	s2	215/253 (85%)	171 (80%)	27 (13%)	17 (8%)	1	8
5	S3	221/239 (92%)	176 (80%)	32 (14%)	13 (6%)	2	14
5	s3	221/239 (92%)	172 (78%)	30 (14%)	19 (9%)	1	6
6	S4	258/260 (99%)	205 (80%)	39 (15%)	14 (5%)	2	15
6	s4	258/260 (99%)	206 (80%)	34 (13%)	18 (7%)	1	10
7	S5	204/224 (91%)	149 (73%)	38 (19%)	17 (8%)	1	7

Continued on next page...

Continued from previous page...

Mol	Chain	Analysed	Favoured	Allowed	Outliers	Percentiles	
7	s5	204/224 (91%)	145 (71%)	44 (22%)	15 (7%)	1	9
8	S6	224/236 (95%)	194 (87%)	20 (9%)	10 (4%)	3	20
8	s6	216/236 (92%)	184 (85%)	20 (9%)	12 (6%)	2	14
9	S7	182/189 (96%)	132 (72%)	33 (18%)	17 (9%)	1	5
9	s7	184/189 (97%)	142 (77%)	23 (12%)	19 (10%)	0	4
10	S8	184/200 (92%)	150 (82%)	23 (12%)	11 (6%)	2	13
10	s8	184/200 (92%)	155 (84%)	21 (11%)	8 (4%)	3	21
11	S9	183/196 (93%)	146 (80%)	24 (13%)	13 (7%)	1	10
11	s9	183/196 (93%)	144 (79%)	25 (14%)	14 (8%)	1	8
12	C0	94/105 (90%)	68 (72%)	17 (18%)	9 (10%)	1	5
12	c0	92/105 (88%)	60 (65%)	16 (17%)	16 (17%)	0	1
13	C1	153/155 (99%)	118 (77%)	22 (14%)	13 (8%)	1	6
13	c1	144/155 (93%)	112 (78%)	25 (17%)	7 (5%)	2	18
14	C2	122/142 (86%)	70 (57%)	28 (23%)	24 (20%)	0	1
14	c2	122/142 (86%)	68 (56%)	36 (30%)	18 (15%)	0	1
15	C3	148/150 (99%)	120 (81%)	16 (11%)	12 (8%)	1	7
15	c3	148/150 (99%)	112 (76%)	23 (16%)	13 (9%)	1	6
16	C4	125/136 (92%)	92 (74%)	22 (18%)	11 (9%)	1	6
16	c4	126/136 (93%)	94 (75%)	22 (18%)	10 (8%)	1	8
17	C5	122/141 (86%)	89 (73%)	24 (20%)	9 (7%)	1	9
17	c5	133/141 (94%)	87 (65%)	28 (21%)	18 (14%)	0	2
18	C6	139/142 (98%)	108 (78%)	18 (13%)	13 (9%)	1	5
18	c6	140/142 (99%)	111 (79%)	19 (14%)	10 (7%)	1	10
19	C7	116/136 (85%)	86 (74%)	19 (16%)	11 (10%)	1	5
19	c7	113/136 (83%)	84 (74%)	21 (19%)	8 (7%)	1	10
20	C8	143/145 (99%)	110 (77%)	22 (15%)	11 (8%)	1	8
20	c8	143/145 (99%)	112 (78%)	21 (15%)	10 (7%)	1	10
21	C9	141/143 (99%)	114 (81%)	20 (14%)	7 (5%)	2	17
21	c9	141/143 (99%)	109 (77%)	27 (19%)	5 (4%)	4	26
22	D0	105/120 (88%)	87 (83%)	13 (12%)	5 (5%)	2	18
22	d0	108/120 (90%)	83 (77%)	13 (12%)	12 (11%)	0	3

Continued on next page...

Continued from previous page...

Mol	Chain	Analysed	Favoured	Allowed	Outliers	Percentiles	
23	D1	85/87 (98%)	54 (64%)	21 (25%)	10 (12%)	0	2
23	d1	85/87 (98%)	66 (78%)	12 (14%)	7 (8%)	1	7
24	D2	127/129 (98%)	103 (81%)	20 (16%)	4 (3%)	5	30
24	d2	127/129 (98%)	111 (87%)	14 (11%)	2 (2%)	11	43
25	D3	142/144 (99%)	107 (75%)	22 (16%)	13 (9%)	1	5
25	d3	142/144 (99%)	120 (84%)	16 (11%)	6 (4%)	3	22
26	D4	132/134 (98%)	107 (81%)	20 (15%)	5 (4%)	4	24
26	d4	132/134 (98%)	101 (76%)	22 (17%)	9 (7%)	1	10
27	D5	68/107 (64%)	39 (57%)	18 (26%)	11 (16%)	0	1
27	d5	67/107 (63%)	51 (76%)	13 (19%)	3 (4%)	3	20
28	D6	95/97 (98%)	55 (58%)	21 (22%)	19 (20%)	0	1
28	d6	95/97 (98%)	72 (76%)	14 (15%)	9 (10%)	1	5
29	D7	79/81 (98%)	58 (73%)	16 (20%)	5 (6%)	1	12
29	d7	79/81 (98%)	64 (81%)	10 (13%)	5 (6%)	1	12
30	D8	61/66 (92%)	45 (74%)	11 (18%)	5 (8%)	1	7
30	d8	61/66 (92%)	40 (66%)	15 (25%)	6 (10%)	1	4
31	D9	51/55 (93%)	43 (84%)	6 (12%)	2 (4%)	3	23
31	d9	51/55 (93%)	41 (80%)	4 (8%)	6 (12%)	0	2
32	E0	58/60 (97%)	48 (83%)	7 (12%)	3 (5%)	2	16
33	E1	69/76 (91%)	31 (45%)	22 (32%)	16 (23%)	0	0
33	e1	74/76 (97%)	35 (47%)	18 (24%)	21 (28%)	0	0
34	SR	316/318 (99%)	263 (83%)	41 (13%)	12 (4%)	4	24
34	sR	316/318 (99%)	269 (85%)	37 (12%)	10 (3%)	5	29
35	SM	155/273 (57%)	101 (65%)	33 (21%)	21 (14%)	0	2
35	sM	98/273 (36%)	56 (57%)	29 (30%)	13 (13%)	0	2
39	L2	250/253 (99%)	208 (83%)	30 (12%)	12 (5%)	2	18
39	l2	250/253 (99%)	206 (82%)	26 (10%)	18 (7%)	1	10
40	L3	384/386 (100%)	319 (83%)	46 (12%)	19 (5%)	2	18
40	l3	384/386 (100%)	331 (86%)	40 (10%)	13 (3%)	4	27
41	L4	359/361 (99%)	289 (80%)	42 (12%)	28 (8%)	1	8
41	l4	359/361 (99%)	290 (81%)	44 (12%)	25 (7%)	1	10

Continued on next page...

Continued from previous page...

Mol	Chain	Analysed	Favoured	Allowed	Outliers	Percentiles	
42	L5	294/296 (99%)	235 (80%)	42 (14%)	17 (6%)	2	14
42	l5	292/296 (99%)	244 (84%)	36 (12%)	12 (4%)	3	22
43	L6	152/175 (87%)	126 (83%)	21 (14%)	5 (3%)	4	28
43	l6	153/175 (87%)	129 (84%)	21 (14%)	3 (2%)	9	39
44	L7	220/243 (90%)	175 (80%)	35 (16%)	10 (4%)	3	20
44	l7	221/243 (91%)	179 (81%)	34 (15%)	8 (4%)	4	26
45	L8	231/255 (91%)	176 (76%)	42 (18%)	13 (6%)	2	14
45	l8	229/255 (90%)	179 (78%)	32 (14%)	18 (8%)	1	8
46	L9	189/191 (99%)	159 (84%)	23 (12%)	7 (4%)	4	25
46	l9	189/191 (99%)	159 (84%)	24 (13%)	6 (3%)	5	29
47	M0	207/220 (94%)	165 (80%)	27 (13%)	15 (7%)	1	10
47	m0	209/220 (95%)	155 (74%)	39 (19%)	15 (7%)	1	10
48	M1	167/173 (96%)	120 (72%)	27 (16%)	20 (12%)	0	2
48	m1	167/173 (96%)	134 (80%)	22 (13%)	11 (7%)	1	11
49	M3	191/198 (96%)	151 (79%)	29 (15%)	11 (6%)	2	14
49	m3	192/198 (97%)	159 (83%)	17 (9%)	16 (8%)	1	7
50	M4	134/137 (98%)	108 (81%)	17 (13%)	9 (7%)	1	11
50	m4	135/137 (98%)	113 (84%)	18 (13%)	4 (3%)	5	30
51	M5	201/203 (99%)	176 (88%)	20 (10%)	5 (2%)	6	34
51	m5	201/203 (99%)	167 (83%)	26 (13%)	8 (4%)	3	23
52	M6	195/198 (98%)	172 (88%)	18 (9%)	5 (3%)	6	33
52	m6	195/198 (98%)	164 (84%)	22 (11%)	9 (5%)	3	19
53	M7	181/183 (99%)	139 (77%)	32 (18%)	10 (6%)	2	15
53	m7	153/183 (84%)	134 (88%)	17 (11%)	2 (1%)	14	48
54	M8	183/185 (99%)	154 (84%)	24 (13%)	5 (3%)	6	32
54	m8	183/185 (99%)	151 (82%)	27 (15%)	5 (3%)	6	32
55	M9	186/188 (99%)	157 (84%)	25 (13%)	4 (2%)	8	37
55	m9	186/188 (99%)	154 (83%)	28 (15%)	4 (2%)	8	37
56	N0	170/172 (99%)	151 (89%)	13 (8%)	6 (4%)	4	26
56	n0	170/172 (99%)	157 (92%)	11 (6%)	2 (1%)	15	50
57	N1	157/159 (99%)	134 (85%)	16 (10%)	7 (4%)	3	20

Continued on next page...

Continued from previous page...

Mol	Chain	Analysed	Favoured	Allowed	Outliers	Percentiles	
57	n1	157/159 (99%)	128 (82%)	23 (15%)	6 (4%)	4	24
58	N2	98/120 (82%)	74 (76%)	16 (16%)	8 (8%)	1	7
58	n2	96/120 (80%)	79 (82%)	11 (12%)	6 (6%)	1	12
59	N3	134/136 (98%)	119 (89%)	12 (9%)	3 (2%)	8	37
59	n3	134/136 (98%)	124 (92%)	9 (7%)	1 (1%)	25	60
60	N4	96/155 (62%)	69 (72%)	19 (20%)	8 (8%)	1	7
60	n4	133/155 (86%)	108 (81%)	14 (10%)	11 (8%)	1	7
61	N5	119/141 (84%)	107 (90%)	11 (9%)	1 (1%)	22	57
61	n5	118/141 (84%)	92 (78%)	17 (14%)	9 (8%)	1	9
62	N6	124/126 (98%)	107 (86%)	13 (10%)	4 (3%)	5	29
62	n6	124/126 (98%)	109 (88%)	11 (9%)	4 (3%)	5	29
63	N7	133/135 (98%)	105 (79%)	20 (15%)	8 (6%)	2	13
63	n7	133/135 (98%)	99 (74%)	24 (18%)	10 (8%)	1	9
64	N8	146/148 (99%)	112 (77%)	25 (17%)	9 (6%)	2	13
64	n8	146/148 (99%)	114 (78%)	24 (16%)	8 (6%)	2	15
65	N9	56/58 (97%)	48 (86%)	7 (12%)	1 (2%)	10	42
65	n9	56/58 (97%)	36 (64%)	14 (25%)	6 (11%)	0	4
66	O0	95/104 (91%)	81 (85%)	12 (13%)	2 (2%)	8	38
66	o0	98/104 (94%)	90 (92%)	7 (7%)	1 (1%)	18	53
67	O1	107/112 (96%)	92 (86%)	8 (8%)	7 (6%)	1	12
67	o1	107/112 (96%)	83 (78%)	12 (11%)	12 (11%)	0	3
68	O2	125/129 (97%)	109 (87%)	12 (10%)	4 (3%)	5	29
68	o2	125/129 (97%)	101 (81%)	17 (14%)	7 (6%)	2	14
69	O3	104/106 (98%)	88 (85%)	14 (14%)	2 (2%)	9	41
69	o3	104/106 (98%)	90 (86%)	10 (10%)	4 (4%)	4	24
70	O4	110/119 (92%)	87 (79%)	19 (17%)	4 (4%)	4	26
70	o4	110/119 (92%)	93 (84%)	13 (12%)	4 (4%)	4	26
71	O5	117/119 (98%)	97 (83%)	16 (14%)	4 (3%)	4	27
71	o5	117/119 (98%)	93 (80%)	20 (17%)	4 (3%)	4	27
72	O6	97/99 (98%)	80 (82%)	9 (9%)	8 (8%)	1	7
72	o6	97/99 (98%)	77 (79%)	12 (12%)	8 (8%)	1	7

Continued on next page...

Continued from previous page...

Mol	Chain	Analysed	Favoured	Allowed	Outliers	Percentiles	
73	O7	85/87 (98%)	69 (81%)	15 (18%)	1 (1%)	15	50
73	o7	85/87 (98%)	67 (79%)	15 (18%)	3 (4%)	4	26
74	O8	75/77 (97%)	60 (80%)	12 (16%)	3 (4%)	3	23
74	o8	75/77 (97%)	62 (83%)	9 (12%)	4 (5%)	2	16
75	O9	48/50 (96%)	38 (79%)	8 (17%)	2 (4%)	3	22
75	o9	48/50 (96%)	40 (83%)	8 (17%)	0	100	100
76	Q0	50/52 (96%)	45 (90%)	3 (6%)	2 (4%)	3	23
76	q0	50/52 (96%)	43 (86%)	5 (10%)	2 (4%)	3	23
77	Q1	23/25 (92%)	21 (91%)	2 (9%)	0	100	100
77	q1	23/25 (92%)	19 (83%)	2 (9%)	2 (9%)	1	6
78	Q2	103/105 (98%)	72 (70%)	23 (22%)	8 (8%)	1	8
78	q2	103/105 (98%)	93 (90%)	8 (8%)	2 (2%)	9	41
79	Q3	89/91 (98%)	76 (85%)	8 (9%)	5 (6%)	2	14
79	q3	89/91 (98%)	75 (84%)	10 (11%)	4 (4%)	3	20
80	e0	60/62 (97%)	44 (73%)	12 (20%)	4 (7%)	1	11
82	p0	139/311 (45%)	119 (86%)	14 (10%)	6 (4%)	3	21
All	All	22333/24141 (92%)	17773 (80%)	3160 (14%)	1400 (6%)	1	12

5 of 1400 Ramachandran outliers are listed below:

Mol	Chain	Res	Type
2	S0	4	PRO
2	S0	39	ASN
2	S0	66	ALA
2	S0	102	PHE
2	S0	103	THR

5.3.2 Protein sidechains ⓘ

In the following table, the Percentiles column shows the percent sidechain outliers of the chain as a percentile score with respect to all X-ray entries followed by that with respect to entries of similar resolution.

The Analysed column shows the number of residues for which the sidechain conformation was analysed, and the total number of residues.

Mol	Chain	Analysed	Rotameric	Outliers	Percentiles	
2	S0	164/209 (78%)	135 (82%)	29 (18%)	2	10
2	s0	165/209 (79%)	131 (79%)	34 (21%)	1	6
3	S1	191/223 (86%)	149 (78%)	42 (22%)	1	4
3	s1	192/223 (86%)	156 (81%)	36 (19%)	2	8
4	S2	176/204 (86%)	134 (76%)	42 (24%)	1	3
4	s2	176/204 (86%)	128 (73%)	48 (27%)	0	2
5	S3	182/194 (94%)	141 (78%)	41 (22%)	1	4
5	s3	182/194 (94%)	144 (79%)	38 (21%)	1	5
6	S4	221/221 (100%)	177 (80%)	44 (20%)	1	6
6	s4	221/221 (100%)	183 (83%)	38 (17%)	2	11
7	S5	173/190 (91%)	143 (83%)	30 (17%)	2	11
7	s5	173/190 (91%)	144 (83%)	29 (17%)	2	12
8	S6	188/201 (94%)	154 (82%)	34 (18%)	2	9
8	s6	187/201 (93%)	153 (82%)	34 (18%)	2	9
9	S7	165/169 (98%)	135 (82%)	30 (18%)	2	9
9	s7	165/169 (98%)	130 (79%)	35 (21%)	1	5
10	S8	150/161 (93%)	117 (78%)	33 (22%)	1	4
10	s8	150/161 (93%)	124 (83%)	26 (17%)	2	11
11	S9	158/165 (96%)	120 (76%)	38 (24%)	1	3
11	s9	158/165 (96%)	120 (76%)	38 (24%)	1	3
12	C0	77/98 (79%)	66 (86%)	11 (14%)	4	19
12	c0	73/98 (74%)	63 (86%)	10 (14%)	4	20
13	C1	129/136 (95%)	109 (84%)	20 (16%)	3	15
13	c1	129/136 (95%)	104 (81%)	25 (19%)	1	7
14	C2	88/118 (75%)	67 (76%)	21 (24%)	1	3
14	c2	88/118 (75%)	71 (81%)	17 (19%)	1	7
15	C3	127/127 (100%)	104 (82%)	23 (18%)	2	9
15	c3	127/127 (100%)	93 (73%)	34 (27%)	0	2
16	C4	81/104 (78%)	61 (75%)	20 (25%)	1	2
16	c4	97/104 (93%)	69 (71%)	28 (29%)	0	1
17	C5	101/117 (86%)	83 (82%)	18 (18%)	2	10
17	c5	103/117 (88%)	90 (87%)	13 (13%)	5	23

Continued on next page...

Continued from previous page...

Mol	Chain	Analysed	Rotameric	Outliers	Percentiles	
18	C6	117/118 (99%)	92 (79%)	25 (21%)	1	5
18	c6	118/118 (100%)	91 (77%)	27 (23%)	1	4
19	C7	94/124 (76%)	70 (74%)	24 (26%)	0	2
19	c7	92/124 (74%)	74 (80%)	18 (20%)	1	7
20	C8	128/128 (100%)	102 (80%)	26 (20%)	1	6
20	c8	128/128 (100%)	99 (77%)	29 (23%)	1	4
21	C9	115/115 (100%)	93 (81%)	22 (19%)	2	7
21	c9	115/115 (100%)	91 (79%)	24 (21%)	1	5
22	D0	100/113 (88%)	81 (81%)	19 (19%)	2	8
22	d0	103/113 (91%)	76 (74%)	27 (26%)	0	2
23	D1	74/74 (100%)	56 (76%)	18 (24%)	1	3
23	d1	74/74 (100%)	53 (72%)	21 (28%)	0	2
24	D2	110/110 (100%)	92 (84%)	18 (16%)	2	13
24	d2	110/110 (100%)	96 (87%)	14 (13%)	5	23
25	D3	119/119 (100%)	100 (84%)	19 (16%)	3	14
25	d3	119/119 (100%)	94 (79%)	25 (21%)	1	5
26	D4	112/112 (100%)	92 (82%)	20 (18%)	2	10
26	d4	112/112 (100%)	91 (81%)	21 (19%)	2	8
27	D5	61/88 (69%)	42 (69%)	19 (31%)	0	1
27	d5	61/88 (69%)	53 (87%)	8 (13%)	5	22
28	D6	83/83 (100%)	60 (72%)	23 (28%)	0	2
28	d6	83/83 (100%)	62 (75%)	21 (25%)	0	2
29	D7	70/70 (100%)	58 (83%)	12 (17%)	2	11
29	d7	70/70 (100%)	62 (89%)	8 (11%)	7	28
30	D8	56/59 (95%)	44 (79%)	12 (21%)	1	5
30	d8	56/59 (95%)	46 (82%)	10 (18%)	2	10
31	D9	47/48 (98%)	41 (87%)	6 (13%)	5	22
31	d9	47/48 (98%)	35 (74%)	12 (26%)	0	2
32	E0	51/51 (100%)	42 (82%)	9 (18%)	2	10
33	E1	62/66 (94%)	41 (66%)	21 (34%)	0	1
33	e1	66/66 (100%)	50 (76%)	16 (24%)	1	3

Continued on next page...

Continued from previous page...

Mol	Chain	Analysed	Rotameric	Outliers	Percentiles	
34	SR	260/261 (100%)	227 (87%)	33 (13%)	5	23
34	sR	260/261 (100%)	221 (85%)	39 (15%)	3	16
35	SM	97/228 (42%)	75 (77%)	22 (23%)	1	4
35	sM	54/228 (24%)	42 (78%)	12 (22%)	1	4
39	L2	193/195 (99%)	155 (80%)	38 (20%)	1	7
39	l2	192/195 (98%)	150 (78%)	42 (22%)	1	5
40	L3	321/322 (100%)	250 (78%)	71 (22%)	1	4
40	l3	320/322 (99%)	250 (78%)	70 (22%)	1	5
41	L4	288/288 (100%)	224 (78%)	64 (22%)	1	4
41	l4	288/288 (100%)	222 (77%)	66 (23%)	1	4
42	L5	244/244 (100%)	199 (82%)	45 (18%)	2	9
42	l5	243/244 (100%)	190 (78%)	53 (22%)	1	5
43	L6	134/152 (88%)	115 (86%)	19 (14%)	4	19
43	l6	135/152 (89%)	114 (84%)	21 (16%)	3	15
44	L7	186/204 (91%)	162 (87%)	24 (13%)	5	22
44	l7	187/204 (92%)	158 (84%)	29 (16%)	3	15
45	L8	187/207 (90%)	145 (78%)	42 (22%)	1	4
45	l8	177/207 (86%)	143 (81%)	34 (19%)	1	7
46	L9	171/171 (100%)	136 (80%)	35 (20%)	1	6
46	l9	171/171 (100%)	127 (74%)	44 (26%)	0	2
47	M0	177/186 (95%)	143 (81%)	34 (19%)	1	7
47	m0	179/186 (96%)	146 (82%)	33 (18%)	2	9
48	M1	147/150 (98%)	116 (79%)	31 (21%)	1	5
48	m1	147/150 (98%)	110 (75%)	37 (25%)	0	2
49	M3	154/158 (98%)	130 (84%)	24 (16%)	3	15
49	m3	154/158 (98%)	123 (80%)	31 (20%)	1	6
50	M4	107/108 (99%)	88 (82%)	19 (18%)	2	10
50	m4	108/108 (100%)	89 (82%)	19 (18%)	2	10
51	M5	175/175 (100%)	142 (81%)	33 (19%)	2	8
51	m5	175/175 (100%)	142 (81%)	33 (19%)	2	8
52	M6	160/161 (99%)	133 (83%)	27 (17%)	2	12

Continued on next page...

Continued from previous page...

Mol	Chain	Analysed	Rotameric	Outliers	Percentiles	
52	m6	160/161 (99%)	126 (79%)	34 (21%)	1	5
53	M7	140/145 (97%)	110 (79%)	30 (21%)	1	5
53	m7	125/145 (86%)	100 (80%)	25 (20%)	1	6
54	M8	150/150 (100%)	132 (88%)	18 (12%)	6	26
54	m8	150/150 (100%)	120 (80%)	30 (20%)	1	6
55	M9	153/153 (100%)	125 (82%)	28 (18%)	2	9
55	m9	153/153 (100%)	126 (82%)	27 (18%)	2	10
56	N0	156/156 (100%)	125 (80%)	31 (20%)	1	6
56	n0	156/156 (100%)	120 (77%)	36 (23%)	1	4
57	N1	136/136 (100%)	109 (80%)	27 (20%)	1	6
57	n1	136/136 (100%)	104 (76%)	32 (24%)	1	3
58	N2	87/106 (82%)	77 (88%)	10 (12%)	6	28
58	n2	85/106 (80%)	69 (81%)	16 (19%)	2	8
59	N3	104/104 (100%)	84 (81%)	20 (19%)	1	7
59	n3	104/104 (100%)	90 (86%)	14 (14%)	4	20
60	N4	57/129 (44%)	51 (90%)	6 (10%)	8	31
60	n4	100/129 (78%)	83 (83%)	17 (17%)	2	11
61	N5	104/117 (89%)	81 (78%)	23 (22%)	1	4
61	n5	104/117 (89%)	82 (79%)	22 (21%)	1	5
62	N6	109/109 (100%)	83 (76%)	26 (24%)	1	3
62	n6	109/109 (100%)	85 (78%)	24 (22%)	1	4
63	N7	115/115 (100%)	89 (77%)	26 (23%)	1	4
63	n7	115/115 (100%)	90 (78%)	25 (22%)	1	5
64	N8	118/118 (100%)	96 (81%)	22 (19%)	2	8
64	n8	118/118 (100%)	94 (80%)	24 (20%)	1	6
65	N9	46/46 (100%)	37 (80%)	9 (20%)	1	7
65	n9	46/46 (100%)	35 (76%)	11 (24%)	1	3
66	O0	81/87 (93%)	61 (75%)	20 (25%)	1	2
66	o0	84/87 (97%)	67 (80%)	17 (20%)	1	6
67	O1	92/96 (96%)	73 (79%)	19 (21%)	1	6
67	o1	94/96 (98%)	70 (74%)	24 (26%)	0	2

Continued on next page...

Continued from previous page...

Mol	Chain	Analysed	Rotameric	Outliers	Percentiles	
68	O2	109/110 (99%)	86 (79%)	23 (21%)	1	5
68	o2	109/110 (99%)	85 (78%)	24 (22%)	1	4
69	O3	90/90 (100%)	74 (82%)	16 (18%)	2	10
69	o3	90/90 (100%)	70 (78%)	20 (22%)	1	4
70	O4	95/101 (94%)	74 (78%)	21 (22%)	1	4
70	o4	95/101 (94%)	73 (77%)	22 (23%)	1	3
71	O5	104/104 (100%)	84 (81%)	20 (19%)	1	7
71	o5	103/104 (99%)	80 (78%)	23 (22%)	1	4
72	O6	81/81 (100%)	64 (79%)	17 (21%)	1	5
72	o6	80/81 (99%)	58 (72%)	22 (28%)	0	2
73	O7	70/70 (100%)	55 (79%)	15 (21%)	1	5
73	o7	70/70 (100%)	57 (81%)	13 (19%)	2	8
74	O8	68/68 (100%)	50 (74%)	18 (26%)	0	2
74	o8	67/68 (98%)	51 (76%)	16 (24%)	1	3
75	O9	45/45 (100%)	38 (84%)	7 (16%)	3	15
75	o9	45/45 (100%)	37 (82%)	8 (18%)	2	10
76	Q0	47/47 (100%)	40 (85%)	7 (15%)	3	17
76	q0	47/47 (100%)	33 (70%)	14 (30%)	0	1
77	Q1	23/23 (100%)	16 (70%)	7 (30%)	0	1
77	q1	23/23 (100%)	15 (65%)	8 (35%)	0	1
78	Q2	90/90 (100%)	68 (76%)	22 (24%)	1	3
78	q2	90/90 (100%)	73 (81%)	17 (19%)	2	8
79	Q3	71/71 (100%)	58 (82%)	13 (18%)	2	9
79	q3	71/71 (100%)	55 (78%)	16 (22%)	1	4
80	e0	53/53 (100%)	38 (72%)	15 (28%)	0	2
82	p0	105/253 (42%)	84 (80%)	21 (20%)	1	6
All	All	18729/20239 (92%)	14954 (80%)	3775 (20%)	1	6

5 of 3775 residues with a non-rotameric sidechain are listed below:

Mol	Chain	Res	Type
71	O5	21	LEU
9	s7	129	LEU

Continued on next page...

Continued from previous page...

Mol	Chain	Res	Type
64	n8	65	GLN
74	O8	3	ARG
4	s2	90	THR

Some sidechains can be flipped to improve hydrogen bonding and reduce clashes. 5 of 79 such sidechains are listed below:

Mol	Chain	Res	Type
61	N5	111	ASN
11	s9	124	HIS
57	n1	122	GLN
65	N9	48	HIS
79	Q3	33	GLN

5.3.3 RNA ⓘ

Mol	Chain	Analysed	Backbone Outliers	Pucker Outliers
1	2	1747/1800 (97%)	511 (29%)	0
1	6	1792/1800 (99%)	498 (27%)	0
36	1	3145/3396 (92%)	747 (23%)	0
36	5	3145/3396 (92%)	744 (23%)	0
37	3	120/121 (99%)	19 (15%)	0
37	7	120/121 (99%)	23 (19%)	0
38	4	157/158 (99%)	45 (28%)	0
38	8	157/158 (99%)	41 (26%)	0
All	All	10383/10950 (94%)	2628 (25%)	0

5 of 2628 RNA backbone outliers are listed below:

Mol	Chain	Res	Type
1	2	2	A
1	2	4	C
1	2	20	G
1	2	21	U
1	2	25	C

There are no RNA pucker outliers to report.

5.4 Non-standard residues in protein, DNA, RNA chains ⓘ

There are no non-standard protein/DNA/RNA residues in this entry.

5.5 Carbohydrates [i](#)

There are no carbohydrates in this entry.

5.6 Ligand geometry [i](#)

Of 2554 ligands modelled in this entry, 1422 are monoatomic - leaving 1132 for Mogul analysis.

In the following table, the Counts columns list the number of bonds (or angles) for which Mogul statistics could be retrieved, the number of bonds (or angles) that are observed in the model and the number of bonds (or angles) that are defined in the chemical component dictionary. The Link column lists molecule types, if any, to which the group is linked. The Z score for a bond length (or angle) is the number of standard deviations the observed value is removed from the expected value. A bond length (or angle) with $|Z| > 2$ is considered an outlier worth inspection. RMSZ is the root-mean-square of all Z scores of the bond lengths (or angles).

Mol	Type	Chain	Res	Link	Bond lengths			Bond angles		
					Counts	RMSZ	$\# Z > 2$	Counts	RMSZ	$\# Z > 2$
86	OHX	1	3866	-	0,6,6	0.00	-	0,15,15	0.00	-
86	OHX	1	3867	-	0,6,6	0.00	-	0,15,15	0.00	-
86	OHX	1	3868	-	0,6,6	0.00	-	0,15,15	0.00	-
86	OHX	1	3869	-	0,6,6	0.00	-	0,15,15	0.00	-
86	OHX	1	3870	-	0,6,6	0.00	-	0,15,15	0.00	-
86	OHX	1	3871	-	0,6,6	0.00	-	0,15,15	0.00	-
86	OHX	1	3872	-	0,6,6	0.00	-	0,15,15	0.00	-
86	OHX	1	3873	-	0,6,6	0.00	-	0,15,15	0.00	-
86	OHX	1	3874	-	0,6,6	0.00	-	0,15,15	0.00	-
86	OHX	1	3875	-	0,6,6	0.00	-	0,15,15	0.00	-
86	OHX	1	3876	-	0,6,6	0.00	-	0,15,15	0.00	-
86	OHX	1	3877	-	0,6,6	0.00	-	0,15,15	0.00	-
86	OHX	1	3878	-	0,6,6	0.00	-	0,15,15	0.00	-
86	OHX	1	3879	-	0,6,6	0.00	-	0,15,15	0.00	-
86	OHX	1	3880	-	0,6,6	0.00	-	0,15,15	0.00	-
86	OHX	1	3881	-	0,6,6	0.00	-	0,15,15	0.00	-
86	OHX	1	3882	-	0,6,6	0.00	-	0,15,15	0.00	-
86	OHX	1	3883	-	0,6,6	0.00	-	0,15,15	0.00	-
86	OHX	1	3884	-	0,6,6	0.00	-	0,15,15	0.00	-
86	OHX	1	3885	-	0,6,6	0.00	-	0,15,15	0.00	-
86	OHX	1	3886	-	0,6,6	0.00	-	0,15,15	0.00	-
86	OHX	1	3887	-	0,6,6	0.00	-	0,15,15	0.00	-
86	OHX	1	3888	-	0,6,6	0.00	-	0,15,15	0.00	-
86	OHX	1	3889	-	0,6,6	0.00	-	0,15,15	0.00	-
86	OHX	1	3890	-	0,6,6	0.00	-	0,15,15	0.00	-
86	OHX	1	3891	-	0,6,6	0.00	-	0,15,15	0.00	-
86	OHX	1	3892	-	0,6,6	0.00	-	0,15,15	0.00	-

Mol	Type	Chain	Res	Link	Bond lengths			Bond angles		
					Counts	RMSZ	# Z > 2	Counts	RMSZ	# Z > 2
86	OHX	1	3893	-	0,6,6	0.00	-	0,15,15	0.00	-
86	OHX	1	3894	-	0,6,6	0.00	-	0,15,15	0.00	-
86	OHX	1	3895	-	0,6,6	0.00	-	0,15,15	0.00	-
86	OHX	1	3896	-	0,6,6	0.00	-	0,15,15	0.00	-
86	OHX	1	3897	-	0,6,6	0.00	-	0,15,15	0.00	-
86	OHX	1	3898	-	0,6,6	0.00	-	0,15,15	0.00	-
86	OHX	1	3899	-	0,6,6	0.00	-	0,15,15	0.00	-
86	OHX	1	3900	-	0,6,6	0.00	-	0,15,15	0.00	-
86	OHX	1	3901	-	0,6,6	0.00	-	0,15,15	0.00	-
86	OHX	1	3902	-	0,6,6	0.00	-	0,15,15	0.00	-
86	OHX	1	3903	-	0,6,6	0.00	-	0,15,15	0.00	-
86	OHX	1	3904	-	0,6,6	0.00	-	0,15,15	0.00	-
86	OHX	1	3905	-	0,6,6	0.00	-	0,15,15	0.00	-
86	OHX	1	3906	-	0,6,6	0.00	-	0,15,15	0.00	-
86	OHX	1	3907	-	0,6,6	0.00	-	0,15,15	0.00	-
86	OHX	1	3908	-	0,6,6	0.00	-	0,15,15	0.00	-
86	OHX	1	3909	-	0,6,6	0.00	-	0,15,15	0.00	-
86	OHX	1	3910	-	0,6,6	0.00	-	0,15,15	0.00	-
86	OHX	1	3911	-	0,6,6	0.00	-	0,15,15	0.00	-
86	OHX	1	3912	-	0,6,6	0.00	-	0,15,15	0.00	-
86	OHX	1	3913	-	0,6,6	0.00	-	0,15,15	0.00	-
86	OHX	1	3914	-	0,6,6	0.00	-	0,15,15	0.00	-
86	OHX	1	3915	-	0,6,6	0.00	-	0,15,15	0.00	-
86	OHX	1	3916	-	0,6,6	0.00	-	0,15,15	0.00	-
86	OHX	1	3917	-	0,6,6	0.00	-	0,15,15	0.00	-
86	OHX	1	3918	-	0,6,6	0.00	-	0,15,15	0.00	-
86	OHX	1	3919	-	0,6,6	0.00	-	0,15,15	0.00	-
86	OHX	1	3920	-	0,6,6	0.00	-	0,15,15	0.00	-
86	OHX	1	3921	-	0,6,6	0.00	-	0,15,15	0.00	-
86	OHX	1	3922	-	0,6,6	0.00	-	0,15,15	0.00	-
86	OHX	1	3923	-	0,6,6	0.00	-	0,15,15	0.00	-
86	OHX	1	3924	-	0,6,6	0.00	-	0,15,15	0.00	-
86	OHX	1	3925	-	0,6,6	0.00	-	0,15,15	0.00	-
86	OHX	1	3926	-	0,6,6	0.00	-	0,15,15	0.00	-
86	OHX	1	3927	-	0,6,6	0.00	-	0,15,15	0.00	-
86	OHX	1	3928	-	0,6,6	0.00	-	0,15,15	0.00	-
86	OHX	1	3929	-	0,6,6	0.00	-	0,15,15	0.00	-
86	OHX	1	3930	-	0,6,6	0.00	-	0,15,15	0.00	-
86	OHX	1	3931	-	0,6,6	0.00	-	0,15,15	0.00	-
86	OHX	1	3932	-	0,6,6	0.00	-	0,15,15	0.00	-
86	OHX	1	3933	-	0,6,6	0.00	-	0,15,15	0.00	-
86	OHX	1	3934	-	0,6,6	0.00	-	0,15,15	0.00	-
86	OHX	1	3935	-	0,6,6	0.00	-	0,15,15	0.00	-

Mol	Type	Chain	Res	Link	Bond lengths			Bond angles		
					Counts	RMSZ	# Z > 2	Counts	RMSZ	# Z > 2
86	OHX	1	3936	-	0,6,6	0.00	-	0,15,15	0.00	-
86	OHX	1	3937	-	0,6,6	0.00	-	0,15,15	0.00	-
86	OHX	1	3938	-	0,6,6	0.00	-	0,15,15	0.00	-
86	OHX	1	3939	-	0,6,6	0.00	-	0,15,15	0.00	-
86	OHX	1	3940	-	0,6,6	0.00	-	0,15,15	0.00	-
86	OHX	1	3941	-	0,6,6	0.00	-	0,15,15	0.00	-
86	OHX	1	3942	-	0,6,6	0.00	-	0,15,15	0.00	-
86	OHX	1	3943	-	0,6,6	0.00	-	0,15,15	0.00	-
86	OHX	1	3944	-	0,6,6	0.00	-	0,15,15	0.00	-
86	OHX	1	3945	-	0,6,6	0.00	-	0,15,15	0.00	-
86	OHX	1	3946	-	0,6,6	0.00	-	0,15,15	0.00	-
86	OHX	1	3947	-	0,6,6	0.00	-	0,15,15	0.00	-
86	OHX	1	3948	-	0,6,6	0.00	-	0,15,15	0.00	-
86	OHX	1	3949	-	0,6,6	0.00	-	0,15,15	0.00	-
86	OHX	1	3950	-	0,6,6	0.00	-	0,15,15	0.00	-
86	OHX	1	3951	-	0,6,6	0.00	-	0,15,15	0.00	-
86	OHX	1	3952	-	0,6,6	0.00	-	0,15,15	0.00	-
86	OHX	1	3953	-	0,6,6	0.00	-	0,15,15	0.00	-
86	OHX	1	3954	-	0,6,6	0.00	-	0,15,15	0.00	-
86	OHX	1	3955	-	0,6,6	0.00	-	0,15,15	0.00	-
86	OHX	1	3956	-	0,6,6	0.00	-	0,15,15	0.00	-
86	OHX	1	3957	-	0,6,6	0.00	-	0,15,15	0.00	-
86	OHX	1	3958	-	0,6,6	0.00	-	0,15,15	0.00	-
86	OHX	1	3959	-	0,6,6	0.00	-	0,15,15	0.00	-
86	OHX	1	3960	-	0,6,6	0.00	-	0,15,15	0.00	-
86	OHX	1	3961	-	0,6,6	0.00	-	0,15,15	0.00	-
86	OHX	1	3962	-	0,6,6	0.00	-	0,15,15	0.00	-
86	OHX	1	3963	-	0,6,6	0.00	-	0,15,15	0.00	-
86	OHX	1	3964	-	0,6,6	0.00	-	0,15,15	0.00	-
86	OHX	1	3965	-	0,6,6	0.00	-	0,15,15	0.00	-
86	OHX	1	3966	-	0,6,6	0.00	-	0,15,15	0.00	-
86	OHX	1	3967	-	0,6,6	0.00	-	0,15,15	0.00	-
86	OHX	1	3968	-	0,6,6	0.00	-	0,15,15	0.00	-
86	OHX	1	3969	-	0,6,6	0.00	-	0,15,15	0.00	-
86	OHX	1	3970	-	0,6,6	0.00	-	0,15,15	0.00	-
86	OHX	1	3971	-	0,6,6	0.00	-	0,15,15	0.00	-
86	OHX	1	3972	-	0,6,6	0.00	-	0,15,15	0.00	-
86	OHX	1	3973	-	0,6,6	0.00	-	0,15,15	0.00	-
86	OHX	1	3974	-	0,6,6	0.00	-	0,15,15	0.00	-
86	OHX	1	3975	-	0,6,6	0.00	-	0,15,15	0.00	-
86	OHX	1	3976	-	0,6,6	0.00	-	0,15,15	0.00	-
86	OHX	1	3977	-	0,6,6	0.00	-	0,15,15	0.00	-
86	OHX	1	3978	-	0,6,6	0.00	-	0,15,15	0.00	-

Mol	Type	Chain	Res	Link	Bond lengths			Bond angles		
					Counts	RMSZ	# Z > 2	Counts	RMSZ	# Z > 2
86	OHX	1	3979	-	0,6,6	0.00	-	0,15,15	0.00	-
86	OHX	1	3980	-	0,6,6	0.00	-	0,15,15	0.00	-
86	OHX	1	3981	-	0,6,6	0.00	-	0,15,15	0.00	-
86	OHX	1	3982	-	0,6,6	0.00	-	0,15,15	0.00	-
86	OHX	1	3983	-	0,6,6	0.00	-	0,15,15	0.00	-
86	OHX	1	3984	-	0,6,6	0.00	-	0,15,15	0.00	-
86	OHX	1	3985	-	0,6,6	0.00	-	0,15,15	0.00	-
86	OHX	1	3986	-	0,6,6	0.00	-	0,15,15	0.00	-
86	OHX	1	3987	-	0,6,6	0.00	-	0,15,15	0.00	-
86	OHX	1	3988	-	0,6,6	0.00	-	0,15,15	0.00	-
86	OHX	1	3989	-	0,6,6	0.00	-	0,15,15	0.00	-
86	OHX	1	3990	-	0,6,6	0.00	-	0,15,15	0.00	-
86	OHX	1	3991	-	0,6,6	0.00	-	0,15,15	0.00	-
86	OHX	1	3992	-	0,6,6	0.00	-	0,15,15	0.00	-
86	OHX	1	3993	-	0,6,6	0.00	-	0,15,15	0.00	-
86	OHX	1	3994	-	0,6,6	0.00	-	0,15,15	0.00	-
86	OHX	1	3995	-	0,6,6	0.00	-	0,15,15	0.00	-
86	OHX	1	3996	-	0,6,6	0.00	-	0,15,15	0.00	-
86	OHX	1	3997	-	0,6,6	0.00	-	0,15,15	0.00	-
86	OHX	1	3998	-	0,6,6	0.00	-	0,15,15	0.00	-
86	OHX	1	3999	-	0,6,6	0.00	-	0,15,15	0.00	-
86	OHX	1	4000	-	0,6,6	0.00	-	0,15,15	0.00	-
86	OHX	1	4001	-	0,6,6	0.00	-	0,15,15	0.00	-
86	OHX	1	4002	-	0,6,6	0.00	-	0,15,15	0.00	-
86	OHX	1	4003	-	0,6,6	0.00	-	0,15,15	0.00	-
86	OHX	1	4004	-	0,6,6	0.00	-	0,15,15	0.00	-
86	OHX	1	4005	-	0,6,6	0.00	-	0,15,15	0.00	-
86	OHX	1	4006	-	0,6,6	0.00	-	0,15,15	0.00	-
86	OHX	1	4007	-	0,6,6	0.00	-	0,15,15	0.00	-
86	OHX	1	4008	-	0,6,6	0.00	-	0,15,15	0.00	-
86	OHX	1	4009	-	0,6,6	0.00	-	0,15,15	0.00	-
86	OHX	1	4010	-	0,6,6	0.00	-	0,15,15	0.00	-
86	OHX	1	4011	-	0,6,6	0.00	-	0,15,15	0.00	-
86	OHX	1	4012	-	0,6,6	0.00	-	0,15,15	0.00	-
86	OHX	1	4013	-	0,6,6	0.00	-	0,15,15	0.00	-
86	OHX	1	4014	-	0,6,6	0.00	-	0,15,15	0.00	-
86	OHX	1	4015	-	0,6,6	0.00	-	0,15,15	0.00	-
86	OHX	1	4016	-	0,6,6	0.00	-	0,15,15	0.00	-
86	OHX	1	4017	-	0,6,6	0.00	-	0,15,15	0.00	-
86	OHX	1	4018	-	0,6,6	0.00	-	0,15,15	0.00	-
86	OHX	1	4019	-	0,6,6	0.00	-	0,15,15	0.00	-
86	OHX	1	4020	-	0,6,6	0.00	-	0,15,15	0.00	-
86	OHX	1	4021	-	0,6,6	0.00	-	0,15,15	0.00	-

Mol	Type	Chain	Res	Link	Bond lengths			Bond angles		
					Counts	RMSZ	# Z > 2	Counts	RMSZ	# Z > 2
86	OHX	1	4022	-	0,6,6	0.00	-	0,15,15	0.00	-
86	OHX	1	4023	-	0,6,6	0.00	-	0,15,15	0.00	-
86	OHX	1	4024	-	0,6,6	0.00	-	0,15,15	0.00	-
86	OHX	1	4025	-	0,6,6	0.00	-	0,15,15	0.00	-
86	OHX	1	4026	-	0,6,6	0.00	-	0,15,15	0.00	-
86	OHX	1	4027	-	0,6,6	0.00	-	0,15,15	0.00	-
86	OHX	1	4028	-	0,6,6	0.00	-	0,15,15	0.00	-
86	OHX	1	4029	-	0,6,6	0.00	-	0,15,15	0.00	-
86	OHX	1	4030	-	0,6,6	0.00	-	0,15,15	0.00	-
86	OHX	1	4031	-	0,6,6	0.00	-	0,15,15	0.00	-
86	OHX	1	4032	-	0,6,6	0.00	-	0,15,15	0.00	-
86	OHX	1	4033	-	0,6,6	0.00	-	0,15,15	0.00	-
86	OHX	1	4034	-	0,6,6	0.00	-	0,15,15	0.00	-
86	OHX	1	4035	-	0,6,6	0.00	-	0,15,15	0.00	-
86	OHX	1	4036	-	0,6,6	0.00	-	0,15,15	0.00	-
86	OHX	1	4037	-	0,6,6	0.00	-	0,15,15	0.00	-
86	OHX	1	4038	-	0,6,6	0.00	-	0,15,15	0.00	-
86	OHX	1	4039	-	0,6,6	0.00	-	0,15,15	0.00	-
86	OHX	1	4040	-	0,6,6	0.00	-	0,15,15	0.00	-
86	OHX	1	4041	-	0,6,6	0.00	-	0,15,15	0.00	-
86	OHX	1	4042	-	0,6,6	0.00	-	0,15,15	0.00	-
86	OHX	1	4043	-	0,6,6	0.00	-	0,15,15	0.00	-
86	OHX	1	4044	-	0,6,6	0.00	-	0,15,15	0.00	-
86	OHX	1	4045	-	0,6,6	0.00	-	0,15,15	0.00	-
86	OHX	1	4046	-	0,6,6	0.00	-	0,15,15	0.00	-
86	OHX	1	4047	-	0,6,6	0.00	-	0,15,15	0.00	-
86	OHX	1	4048	-	0,6,6	0.00	-	0,15,15	0.00	-
86	OHX	1	4049	-	0,6,6	0.00	-	0,15,15	0.00	-
86	OHX	1	4050	-	0,6,6	0.00	-	0,15,15	0.00	-
86	OHX	1	4051	-	0,6,6	0.00	-	0,15,15	0.00	-
86	OHX	1	4052	-	0,6,6	0.00	-	0,15,15	0.00	-
86	OHX	1	4053	-	0,6,6	0.00	-	0,15,15	0.00	-
86	OHX	1	4054	-	0,6,6	0.00	-	0,15,15	0.00	-
86	OHX	1	4055	-	0,6,6	0.00	-	0,15,15	0.00	-
86	OHX	1	4056	-	0,6,6	0.00	-	0,15,15	0.00	-
86	OHX	1	4057	-	0,6,6	0.00	-	0,15,15	0.00	-
86	OHX	1	4058	-	0,6,6	0.00	-	0,15,15	0.00	-
86	OHX	1	4059	-	0,6,6	0.00	-	0,15,15	0.00	-
86	OHX	1	4060	-	0,6,6	0.00	-	0,15,15	0.00	-
86	OHX	1	4061	-	0,6,6	0.00	-	0,15,15	0.00	-
86	OHX	1	4062	-	0,6,6	0.00	-	0,15,15	0.00	-
86	OHX	1	4063	-	0,6,6	0.00	-	0,15,15	0.00	-
86	OHX	1	4064	-	0,6,6	0.00	-	0,15,15	0.00	-

Mol	Type	Chain	Res	Link	Bond lengths			Bond angles		
					Counts	RMSZ	# Z > 2	Counts	RMSZ	# Z > 2
86	OHX	1	4065	-	0,6,6	0.00	-	0,15,15	0.00	-
86	OHX	1	4066	-	0,6,6	0.00	-	0,15,15	0.00	-
86	OHX	1	4067	-	0,6,6	0.00	-	0,15,15	0.00	-
86	OHX	1	4068	-	0,6,6	0.00	-	0,15,15	0.00	-
86	OHX	1	4069	-	0,6,6	0.00	-	0,15,15	0.00	-
86	OHX	1	4070	-	0,6,6	0.00	-	0,15,15	0.00	-
86	OHX	1	4071	-	0,6,6	0.00	-	0,15,15	0.00	-
86	OHX	1	4072	-	0,6,6	0.00	-	0,15,15	0.00	-
86	OHX	1	4073	-	0,6,6	0.00	-	0,15,15	0.00	-
86	OHX	1	4074	-	0,6,6	0.00	-	0,15,15	0.00	-
86	OHX	1	4075	-	0,6,6	0.00	-	0,15,15	0.00	-
86	OHX	1	4076	-	0,6,6	0.00	-	0,15,15	0.00	-
86	OHX	1	4077	-	0,6,6	0.00	-	0,15,15	0.00	-
86	OHX	1	4078	-	0,6,6	0.00	-	0,15,15	0.00	-
86	OHX	1	4079	-	0,6,6	0.00	-	0,15,15	0.00	-
86	OHX	1	4080	-	0,6,6	0.00	-	0,15,15	0.00	-
86	OHX	1	4081	-	0,6,6	0.00	-	0,15,15	0.00	-
86	OHX	1	4082	-	0,6,6	0.00	-	0,15,15	0.00	-
86	OHX	1	4083	-	0,6,6	0.00	-	0,15,15	0.00	-
86	OHX	1	4084	-	0,6,6	0.00	-	0,15,15	0.00	-
86	OHX	1	4085	-	0,6,6	0.00	-	0,15,15	0.00	-
86	OHX	1	4086	-	0,6,6	0.00	-	0,15,15	0.00	-
86	OHX	1	4087	-	0,6,6	0.00	-	0,15,15	0.00	-
86	OHX	1	4088	-	0,6,6	0.00	-	0,15,15	0.00	-
86	OHX	1	4089	-	0,6,6	0.00	-	0,15,15	0.00	-
86	OHX	1	4090	-	0,6,6	0.00	-	0,15,15	0.00	-
86	OHX	1	4091	-	0,6,6	0.00	-	0,15,15	0.00	-
86	OHX	1	4092	-	0,6,6	0.00	-	0,15,15	0.00	-
86	OHX	1	4093	-	0,6,6	0.00	-	0,15,15	0.00	-
86	OHX	1	4094	-	0,6,6	0.00	-	0,15,15	0.00	-
86	OHX	1	4095	-	0,6,6	0.00	-	0,15,15	0.00	-
86	OHX	1	4096	-	0,6,6	0.00	-	0,15,15	0.00	-
86	OHX	1	4097	-	0,6,6	0.00	-	0,15,15	0.00	-
86	OHX	1	4098	-	0,6,6	0.00	-	0,15,15	0.00	-
86	OHX	1	4099	-	0,6,6	0.00	-	0,15,15	0.00	-
86	OHX	1	4100	-	0,6,6	0.00	-	0,15,15	0.00	-
86	OHX	1	4101	-	0,6,6	0.00	-	0,15,15	0.00	-
86	OHX	1	4102	-	0,6,6	0.00	-	0,15,15	0.00	-
86	OHX	1	4103	-	0,6,6	0.00	-	0,15,15	0.00	-
86	OHX	1	4104	-	0,6,6	0.00	-	0,15,15	0.00	-
86	OHX	1	4105	-	0,6,6	0.00	-	0,15,15	0.00	-
86	OHX	1	4106	-	0,6,6	0.00	-	0,15,15	0.00	-
86	OHX	1	4107	-	0,6,6	0.00	-	0,15,15	0.00	-

Mol	Type	Chain	Res	Link	Bond lengths			Bond angles		
					Counts	RMSZ	# Z > 2	Counts	RMSZ	# Z > 2
86	OHX	1	4108	-	0,6,6	0.00	-	0,15,15	0.00	-
86	OHX	1	4109	-	0,6,6	0.00	-	0,15,15	0.00	-
86	OHX	1	4110	-	0,6,6	0.00	-	0,15,15	0.00	-
86	OHX	1	4111	-	0,6,6	0.00	-	0,15,15	0.00	-
86	OHX	1	4112	-	0,6,6	0.00	-	0,15,15	0.00	-
86	OHX	1	4113	-	0,6,6	0.00	-	0,15,15	0.00	-
86	OHX	1	4114	-	0,6,6	0.00	-	0,15,15	0.00	-
86	OHX	1	4115	-	0,6,6	0.00	-	0,15,15	0.00	-
86	OHX	1	4116	-	0,6,6	0.00	-	0,15,15	0.00	-
86	OHX	1	4117	-	0,6,6	0.00	-	0,15,15	0.00	-
86	OHX	1	4118	-	0,6,6	0.00	-	0,15,15	0.00	-
86	OHX	1	4119	-	0,6,6	0.00	-	0,15,15	0.00	-
86	OHX	1	4120	-	0,6,6	0.00	-	0,15,15	0.00	-
86	OHX	1	4121	-	0,6,6	0.00	-	0,15,15	0.00	-
86	OHX	1	4122	-	0,6,6	0.00	-	0,15,15	0.00	-
86	OHX	1	4123	-	0,6,6	0.00	-	0,15,15	0.00	-
86	OHX	1	4124	-	0,6,6	0.00	-	0,15,15	0.00	-
86	OHX	1	4125	-	0,6,6	0.00	-	0,15,15	0.00	-
86	OHX	1	4126	-	0,6,6	0.00	-	0,15,15	0.00	-
86	OHX	1	4127	-	0,6,6	0.00	-	0,15,15	0.00	-
86	OHX	1	4128	-	0,6,6	0.00	-	0,15,15	0.00	-
86	OHX	1	4129	-	0,6,6	0.00	-	0,15,15	0.00	-
86	OHX	1	4130	-	0,6,6	0.00	-	0,15,15	0.00	-
86	OHX	1	4131	-	0,6,6	0.00	-	0,15,15	0.00	-
86	OHX	1	4132	-	0,6,6	0.00	-	0,15,15	0.00	-
86	OHX	1	4133	-	0,6,6	0.00	-	0,15,15	0.00	-
86	OHX	1	4134	-	0,6,6	0.00	-	0,15,15	0.00	-
86	OHX	1	4135	-	0,6,6	0.00	-	0,15,15	0.00	-
86	OHX	1	4136	-	0,6,6	0.00	-	0,15,15	0.00	-
86	OHX	1	4137	-	0,6,6	0.00	-	0,15,15	0.00	-
86	OHX	1	4138	-	0,6,6	0.00	-	0,15,15	0.00	-
86	OHX	1	4139	-	0,6,6	0.00	-	0,15,15	0.00	-
86	OHX	1	4140	-	0,6,6	0.00	-	0,15,15	0.00	-
86	OHX	1	4141	-	0,6,6	0.00	-	0,15,15	0.00	-
86	OHX	1	4142	-	0,6,6	0.00	-	0,15,15	0.00	-
86	OHX	1	4143	-	0,6,6	0.00	-	0,15,15	0.00	-
86	OHX	1	4144	-	0,6,6	0.00	-	0,15,15	0.00	-
86	OHX	1	4145	-	0,6,6	0.00	-	0,15,15	0.00	-
86	OHX	1	4146	-	0,6,6	0.00	-	0,15,15	0.00	-
86	OHX	1	4147	-	0,6,6	0.00	-	0,15,15	0.00	-
86	OHX	1	4148	-	0,6,6	0.00	-	0,15,15	0.00	-
86	OHX	1	4149	-	0,6,6	0.00	-	0,15,15	0.00	-
86	OHX	1	4150	-	0,6,6	0.00	-	0,15,15	0.00	-

Mol	Type	Chain	Res	Link	Bond lengths			Bond angles		
					Counts	RMSZ	# Z > 2	Counts	RMSZ	# Z > 2
86	OHX	1	4151	-	0,6,6	0.00	-	0,15,15	0.00	-
86	OHX	1	4152	-	0,6,6	0.00	-	0,15,15	0.00	-
86	OHX	1	4153	-	0,6,6	0.00	-	0,15,15	0.00	-
86	OHX	1	4154	-	0,6,6	0.00	-	0,15,15	0.00	-
86	OHX	1	4155	-	0,6,6	0.00	-	0,15,15	0.00	-
86	OHX	1	4156	-	0,6,6	0.00	-	0,15,15	0.00	-
86	OHX	1	4157	-	0,6,6	0.00	-	0,15,15	0.00	-
86	OHX	1	4158	-	0,6,6	0.00	-	0,15,15	0.00	-
86	OHX	1	4159	-	0,6,6	0.00	-	0,15,15	0.00	-
86	OHX	1	4160	-	0,6,6	0.00	-	0,15,15	0.00	-
86	OHX	1	4161	-	0,6,6	0.00	-	0,15,15	0.00	-
86	OHX	1	4162	-	0,6,6	0.00	-	0,15,15	0.00	-
86	OHX	1	4163	-	0,6,6	0.00	-	0,15,15	0.00	-
86	OHX	1	4164	-	0,6,6	0.00	-	0,15,15	0.00	-
86	OHX	1	4165	-	0,6,6	0.00	-	0,15,15	0.00	-
86	OHX	1	4166	-	0,6,6	0.00	-	0,15,15	0.00	-
86	OHX	1	4167	-	0,6,6	0.00	-	0,15,15	0.00	-
86	OHX	1	4168	-	0,6,6	0.00	-	0,15,15	0.00	-
86	OHX	1	4169	-	0,6,6	0.00	-	0,15,15	0.00	-
86	OHX	1	4170	-	0,6,6	0.00	-	0,15,15	0.00	-
86	OHX	1	4171	-	0,6,6	0.00	-	0,15,15	0.00	-
86	OHX	1	4172	-	0,6,6	0.00	-	0,15,15	0.00	-
86	OHX	1	4173	-	0,6,6	0.00	-	0,15,15	0.00	-
86	OHX	1	4174	-	0,6,6	0.00	-	0,15,15	0.00	-
86	OHX	1	4175	-	0,6,6	0.00	-	0,15,15	0.00	-
86	OHX	1	4176	-	0,6,6	0.00	-	0,15,15	0.00	-
86	OHX	1	4177	-	0,6,6	0.00	-	0,15,15	0.00	-
86	OHX	1	4178	-	0,6,6	0.00	-	0,15,15	0.00	-
86	OHX	1	4179	-	0,6,6	0.00	-	0,15,15	0.00	-
86	OHX	1	4180	-	0,6,6	0.00	-	0,15,15	0.00	-
86	OHX	1	4181	-	0,6,6	0.00	-	0,15,15	0.00	-
86	OHX	1	4182	-	0,6,6	0.00	-	0,15,15	0.00	-
86	OHX	1	4183	-	0,6,6	0.00	-	0,15,15	0.00	-
86	OHX	1	4184	-	0,6,6	0.00	-	0,15,15	0.00	-
86	OHX	1	4185	-	0,6,6	0.00	-	0,15,15	0.00	-
86	OHX	1	4186	-	0,6,6	0.00	-	0,15,15	0.00	-
86	OHX	1	4187	-	0,6,6	0.00	-	0,15,15	0.00	-
86	OHX	1	4188	-	0,6,6	0.00	-	0,15,15	0.00	-
86	OHX	1	4189	-	0,6,6	0.00	-	0,15,15	0.00	-
86	OHX	1	4190	-	0,6,6	0.00	-	0,15,15	0.00	-
86	OHX	1	4191	-	0,6,6	0.00	-	0,15,15	0.00	-
86	OHX	1	4192	-	0,6,6	0.00	-	0,15,15	0.00	-
86	OHX	1	4193	-	0,6,6	0.00	-	0,15,15	0.00	-

Mol	Type	Chain	Res	Link	Bond lengths			Bond angles		
					Counts	RMSZ	# Z > 2	Counts	RMSZ	# Z > 2
86	OHX	1	4194	-	0,6,6	0.00	-	0,15,15	0.00	-
86	OHX	1	4195	-	0,6,6	0.00	-	0,15,15	0.00	-
86	OHX	1	4196	-	0,6,6	0.00	-	0,15,15	0.00	-
86	OHX	1	4197	-	0,6,6	0.00	-	0,15,15	0.00	-
86	OHX	1	4198	-	0,6,6	0.00	-	0,15,15	0.00	-
86	OHX	1	4199	-	0,6,6	0.00	-	0,15,15	0.00	-
86	OHX	1	4200	-	0,6,6	0.00	-	0,15,15	0.00	-
86	OHX	1	4201	-	0,6,6	0.00	-	0,15,15	0.00	-
86	OHX	1	4202	-	0,6,6	0.00	-	0,15,15	0.00	-
86	OHX	1	4203	-	0,6,6	0.00	-	0,15,15	0.00	-
86	OHX	1	4204	-	0,6,6	0.00	-	0,15,15	0.00	-
86	OHX	1	4205	-	0,6,6	0.00	-	0,15,15	0.00	-
86	OHX	1	4206	-	0,6,6	0.00	-	0,15,15	0.00	-
86	OHX	1	4207	-	0,6,6	0.00	-	0,15,15	0.00	-
86	OHX	1	4208	-	0,6,6	0.00	-	0,15,15	0.00	-
86	OHX	1	4209	-	0,6,6	0.00	-	0,15,15	0.00	-
86	OHX	1	4210	-	0,6,6	0.00	-	0,15,15	0.00	-
86	OHX	1	4211	-	0,6,6	0.00	-	0,15,15	0.00	-
86	OHX	1	4212	-	0,6,6	0.00	-	0,15,15	0.00	-
88	3J6	1	4213	85	22,24,24	2.15	3 (13%)	25,42,42	2.06	8 (32%)
86	OHX	2	2023	-	0,6,6	0.00	-	0,15,15	0.00	-
86	OHX	2	2024	-	0,6,6	0.00	-	0,15,15	0.00	-
86	OHX	2	2025	-	0,6,6	0.00	-	0,15,15	0.00	-
86	OHX	2	2026	-	0,6,6	0.00	-	0,15,15	0.00	-
86	OHX	2	2027	-	0,6,6	0.00	-	0,15,15	0.00	-
86	OHX	2	2028	-	0,6,6	0.00	-	0,15,15	0.00	-
86	OHX	2	2029	-	0,6,6	0.00	-	0,15,15	0.00	-
86	OHX	2	2030	-	0,6,6	0.00	-	0,15,15	0.00	-
86	OHX	2	2031	-	0,6,6	0.00	-	0,15,15	0.00	-
86	OHX	2	2032	-	0,6,6	0.00	-	0,15,15	0.00	-
86	OHX	2	2033	-	0,6,6	0.00	-	0,15,15	0.00	-
86	OHX	2	2034	-	0,6,6	0.00	-	0,15,15	0.00	-
86	OHX	2	2035	-	0,6,6	0.00	-	0,15,15	0.00	-
86	OHX	2	2036	-	0,6,6	0.00	-	0,15,15	0.00	-
86	OHX	2	2037	-	0,6,6	0.00	-	0,15,15	0.00	-
86	OHX	2	2038	-	0,6,6	0.00	-	0,15,15	0.00	-
86	OHX	2	2039	-	0,6,6	0.00	-	0,15,15	0.00	-
86	OHX	2	2040	-	0,6,6	0.00	-	0,15,15	0.00	-
86	OHX	2	2041	-	0,6,6	0.00	-	0,15,15	0.00	-
86	OHX	2	2042	-	0,6,6	0.00	-	0,15,15	0.00	-
86	OHX	2	2043	-	0,6,6	0.00	-	0,15,15	0.00	-
86	OHX	2	2044	-	0,6,6	0.00	-	0,15,15	0.00	-
86	OHX	2	2045	-	0,6,6	0.00	-	0,15,15	0.00	-

Mol	Type	Chain	Res	Link	Bond lengths			Bond angles		
					Counts	RMSZ	# Z > 2	Counts	RMSZ	# Z > 2
86	OHX	2	2046	-	0,6,6	0.00	-	0,15,15	0.00	-
86	OHX	2	2047	-	0,6,6	0.00	-	0,15,15	0.00	-
86	OHX	2	2048	-	0,6,6	0.00	-	0,15,15	0.00	-
86	OHX	2	2049	-	0,6,6	0.00	-	0,15,15	0.00	-
86	OHX	2	2050	-	0,6,6	0.00	-	0,15,15	0.00	-
86	OHX	2	2051	-	0,6,6	0.00	-	0,15,15	0.00	-
86	OHX	2	2052	-	0,6,6	0.00	-	0,15,15	0.00	-
86	OHX	2	2053	-	0,6,6	0.00	-	0,15,15	0.00	-
86	OHX	2	2054	-	0,6,6	0.00	-	0,15,15	0.00	-
86	OHX	2	2055	-	0,6,6	0.00	-	0,15,15	0.00	-
86	OHX	2	2056	-	0,6,6	0.00	-	0,15,15	0.00	-
86	OHX	2	2057	-	0,6,6	0.00	-	0,15,15	0.00	-
86	OHX	2	2058	-	0,6,6	0.00	-	0,15,15	0.00	-
86	OHX	2	2059	-	0,6,6	0.00	-	0,15,15	0.00	-
86	OHX	2	2060	-	0,6,6	0.00	-	0,15,15	0.00	-
86	OHX	2	2061	-	0,6,6	0.00	-	0,15,15	0.00	-
86	OHX	2	2062	-	0,6,6	0.00	-	0,15,15	0.00	-
86	OHX	2	2063	-	0,6,6	0.00	-	0,15,15	0.00	-
86	OHX	2	2064	-	0,6,6	0.00	-	0,15,15	0.00	-
86	OHX	2	2065	-	0,6,6	0.00	-	0,15,15	0.00	-
86	OHX	2	2066	-	0,6,6	0.00	-	0,15,15	0.00	-
86	OHX	2	2067	-	0,6,6	0.00	-	0,15,15	0.00	-
86	OHX	2	2068	-	0,6,6	0.00	-	0,15,15	0.00	-
86	OHX	2	2069	-	0,6,6	0.00	-	0,15,15	0.00	-
86	OHX	2	2070	-	0,6,6	0.00	-	0,15,15	0.00	-
86	OHX	2	2071	-	0,6,6	0.00	-	0,15,15	0.00	-
86	OHX	2	2072	-	0,6,6	0.00	-	0,15,15	0.00	-
86	OHX	2	2073	-	0,6,6	0.00	-	0,15,15	0.00	-
86	OHX	2	2074	-	0,6,6	0.00	-	0,15,15	0.00	-
86	OHX	2	2075	-	0,6,6	0.00	-	0,15,15	0.00	-
86	OHX	2	2076	-	0,6,6	0.00	-	0,15,15	0.00	-
86	OHX	2	2077	-	0,6,6	0.00	-	0,15,15	0.00	-
86	OHX	2	2078	-	0,6,6	0.00	-	0,15,15	0.00	-
86	OHX	2	2079	-	0,6,6	0.00	-	0,15,15	0.00	-
86	OHX	2	2080	-	0,6,6	0.00	-	0,15,15	0.00	-
86	OHX	2	2081	-	0,6,6	0.00	-	0,15,15	0.00	-
86	OHX	2	2082	-	0,6,6	0.00	-	0,15,15	0.00	-
86	OHX	2	2083	-	0,6,6	0.00	-	0,15,15	0.00	-
86	OHX	2	2084	-	0,6,6	0.00	-	0,15,15	0.00	-
86	OHX	2	2085	-	0,6,6	0.00	-	0,15,15	0.00	-
86	OHX	2	2086	-	0,6,6	0.00	-	0,15,15	0.00	-
86	OHX	2	2087	-	0,6,6	0.00	-	0,15,15	0.00	-
86	OHX	2	2088	-	0,6,6	0.00	-	0,15,15	0.00	-

Mol	Type	Chain	Res	Link	Bond lengths			Bond angles		
					Counts	RMSZ	# Z > 2	Counts	RMSZ	# Z > 2
86	OHX	2	2089	-	0,6,6	0.00	-	0,15,15	0.00	-
86	OHX	2	2090	-	0,6,6	0.00	-	0,15,15	0.00	-
86	OHX	2	2091	-	0,6,6	0.00	-	0,15,15	0.00	-
86	OHX	2	2092	-	0,6,6	0.00	-	0,15,15	0.00	-
86	OHX	2	2093	-	0,6,6	0.00	-	0,15,15	0.00	-
86	OHX	2	2094	-	0,6,6	0.00	-	0,15,15	0.00	-
86	OHX	2	2095	-	0,6,6	0.00	-	0,15,15	0.00	-
86	OHX	2	2096	-	0,6,6	0.00	-	0,15,15	0.00	-
86	OHX	2	2097	-	0,6,6	0.00	-	0,15,15	0.00	-
86	OHX	2	2098	-	0,6,6	0.00	-	0,15,15	0.00	-
86	OHX	2	2099	-	0,6,6	0.00	-	0,15,15	0.00	-
86	OHX	2	2100	-	0,6,6	0.00	-	0,15,15	0.00	-
86	OHX	2	2101	-	0,6,6	0.00	-	0,15,15	0.00	-
86	OHX	2	2102	-	0,6,6	0.00	-	0,15,15	0.00	-
86	OHX	2	2103	-	0,6,6	0.00	-	0,15,15	0.00	-
86	OHX	2	2104	-	0,6,6	0.00	-	0,15,15	0.00	-
86	OHX	2	2105	-	0,6,6	0.00	-	0,15,15	0.00	-
86	OHX	2	2106	-	0,6,6	0.00	-	0,15,15	0.00	-
86	OHX	2	2107	-	0,6,6	0.00	-	0,15,15	0.00	-
86	OHX	2	2108	-	0,6,6	0.00	-	0,15,15	0.00	-
86	OHX	2	2109	-	0,6,6	0.00	-	0,15,15	0.00	-
86	OHX	2	2110	-	0,6,6	0.00	-	0,15,15	0.00	-
86	OHX	2	2111	-	0,6,6	0.00	-	0,15,15	0.00	-
86	OHX	2	2112	-	0,6,6	0.00	-	0,15,15	0.00	-
86	OHX	2	2113	-	0,6,6	0.00	-	0,15,15	0.00	-
86	OHX	2	2114	-	0,6,6	0.00	-	0,15,15	0.00	-
86	OHX	2	2115	-	0,6,6	0.00	-	0,15,15	0.00	-
86	OHX	2	2116	-	0,6,6	0.00	-	0,15,15	0.00	-
86	OHX	2	2117	-	0,6,6	0.00	-	0,15,15	0.00	-
86	OHX	2	2118	-	0,6,6	0.00	-	0,15,15	0.00	-
86	OHX	2	2119	-	0,6,6	0.00	-	0,15,15	0.00	-
86	OHX	2	2120	-	0,6,6	0.00	-	0,15,15	0.00	-
86	OHX	2	2121	-	0,6,6	0.00	-	0,15,15	0.00	-
86	OHX	2	2122	-	0,6,6	0.00	-	0,15,15	0.00	-
86	OHX	2	2123	-	0,6,6	0.00	-	0,15,15	0.00	-
86	OHX	2	2124	-	0,6,6	0.00	-	0,15,15	0.00	-
86	OHX	2	2125	-	0,6,6	0.00	-	0,15,15	0.00	-
86	OHX	2	2126	-	0,6,6	0.00	-	0,15,15	0.00	-
86	OHX	2	2127	-	0,6,6	0.00	-	0,15,15	0.00	-
86	OHX	2	2128	-	0,6,6	0.00	-	0,15,15	0.00	-
86	OHX	2	2129	-	0,6,6	0.00	-	0,15,15	0.00	-
86	OHX	2	2130	-	0,6,6	0.00	-	0,15,15	0.00	-
86	OHX	2	2131	-	0,6,6	0.00	-	0,15,15	0.00	-

Mol	Type	Chain	Res	Link	Bond lengths			Bond angles		
					Counts	RMSZ	# Z > 2	Counts	RMSZ	# Z > 2
86	OHX	2	2132	-	0,6,6	0.00	-	0,15,15	0.00	-
86	OHX	2	2133	-	0,6,6	0.00	-	0,15,15	0.00	-
86	OHX	2	2134	-	0,6,6	0.00	-	0,15,15	0.00	-
86	OHX	2	2135	-	0,6,6	0.00	-	0,15,15	0.00	-
86	OHX	2	2136	-	0,6,6	0.00	-	0,15,15	0.00	-
86	OHX	2	2137	-	0,6,6	0.00	-	0,15,15	0.00	-
86	OHX	2	2138	-	0,6,6	0.00	-	0,15,15	0.00	-
86	OHX	2	2139	-	0,6,6	0.00	-	0,15,15	0.00	-
86	OHX	2	2140	-	0,6,6	0.00	-	0,15,15	0.00	-
86	OHX	2	2141	-	0,6,6	0.00	-	0,15,15	0.00	-
86	OHX	2	2142	-	0,6,6	0.00	-	0,15,15	0.00	-
86	OHX	2	2143	-	0,6,6	0.00	-	0,15,15	0.00	-
86	OHX	2	2144	-	0,6,6	0.00	-	0,15,15	0.00	-
86	OHX	2	2145	-	0,6,6	0.00	-	0,15,15	0.00	-
86	OHX	2	2146	-	0,6,6	0.00	-	0,15,15	0.00	-
86	OHX	2	2147	-	0,6,6	0.00	-	0,15,15	0.00	-
86	OHX	2	2148	-	0,6,6	0.00	-	0,15,15	0.00	-
86	OHX	2	2149	-	0,6,6	0.00	-	0,15,15	0.00	-
86	OHX	2	2150	-	0,6,6	0.00	-	0,15,15	0.00	-
86	OHX	2	2151	-	0,6,6	0.00	-	0,15,15	0.00	-
86	OHX	2	2152	-	0,6,6	0.00	-	0,15,15	0.00	-
86	OHX	2	2153	-	0,6,6	0.00	-	0,15,15	0.00	-
86	OHX	2	2154	-	0,6,6	0.00	-	0,15,15	0.00	-
86	OHX	2	2155	-	0,6,6	0.00	-	0,15,15	0.00	-
86	OHX	2	2156	-	0,6,6	0.00	-	0,15,15	0.00	-
86	OHX	2	2157	-	0,6,6	0.00	-	0,15,15	0.00	-
86	OHX	2	2158	-	0,6,6	0.00	-	0,15,15	0.00	-
86	OHX	2	2159	-	0,6,6	0.00	-	0,15,15	0.00	-
86	OHX	2	2160	-	0,6,6	0.00	-	0,15,15	0.00	-
86	OHX	2	2161	-	0,6,6	0.00	-	0,15,15	0.00	-
86	OHX	2	2162	-	0,6,6	0.00	-	0,15,15	0.00	-
86	OHX	2	2163	-	0,6,6	0.00	-	0,15,15	0.00	-
86	OHX	2	2164	-	0,6,6	0.00	-	0,15,15	0.00	-
86	OHX	2	2165	-	0,6,6	0.00	-	0,15,15	0.00	-
86	OHX	2	2166	-	0,6,6	0.00	-	0,15,15	0.00	-
86	OHX	2	2167	-	0,6,6	0.00	-	0,15,15	0.00	-
86	OHX	2	2168	-	0,6,6	0.00	-	0,15,15	0.00	-
86	OHX	2	2169	-	0,6,6	0.00	-	0,15,15	0.00	-
86	OHX	2	2170	-	0,6,6	0.00	-	0,15,15	0.00	-
86	OHX	2	2171	-	0,6,6	0.00	-	0,15,15	0.00	-
86	OHX	2	2172	-	0,6,6	0.00	-	0,15,15	0.00	-
86	OHX	2	2173	-	0,6,6	0.00	-	0,15,15	0.00	-
86	OHX	2	2174	-	0,6,6	0.00	-	0,15,15	0.00	-

Mol	Type	Chain	Res	Link	Bond lengths			Bond angles		
					Counts	RMSZ	# Z > 2	Counts	RMSZ	# Z > 2
86	OHX	2	2175	-	0,6,6	0.00	-	0,15,15	0.00	-
86	OHX	2	2176	-	0,6,6	0.00	-	0,15,15	0.00	-
86	OHX	2	2177	-	0,6,6	0.00	-	0,15,15	0.00	-
86	OHX	2	2178	-	0,6,6	0.00	-	0,15,15	0.00	-
86	OHX	2	2179	-	0,6,6	0.00	-	0,15,15	0.00	-
86	OHX	3	215	-	0,6,6	0.00	-	0,15,15	0.00	-
86	OHX	3	216	-	0,6,6	0.00	-	0,15,15	0.00	-
86	OHX	3	217	-	0,6,6	0.00	-	0,15,15	0.00	-
86	OHX	3	218	-	0,6,6	0.00	-	0,15,15	0.00	-
86	OHX	3	219	-	0,6,6	0.00	-	0,15,15	0.00	-
86	OHX	3	220	-	0,6,6	0.00	-	0,15,15	0.00	-
86	OHX	3	221	-	0,6,6	0.00	-	0,15,15	0.00	-
86	OHX	3	222	-	0,6,6	0.00	-	0,15,15	0.00	-
86	OHX	3	223	-	0,6,6	0.00	-	0,15,15	0.00	-
86	OHX	3	224	-	0,6,6	0.00	-	0,15,15	0.00	-
86	OHX	3	225	-	0,6,6	0.00	-	0,15,15	0.00	-
86	OHX	3	226	-	0,6,6	0.00	-	0,15,15	0.00	-
86	OHX	4	221	-	0,6,6	0.00	-	0,15,15	0.00	-
86	OHX	4	222	-	0,6,6	0.00	-	0,15,15	0.00	-
86	OHX	4	223	-	0,6,6	0.00	-	0,15,15	0.00	-
86	OHX	4	224	-	0,6,6	0.00	-	0,15,15	0.00	-
86	OHX	4	225	-	0,6,6	0.00	-	0,15,15	0.00	-
86	OHX	4	226	-	0,6,6	0.00	-	0,15,15	0.00	-
86	OHX	4	227	-	0,6,6	0.00	-	0,15,15	0.00	-
86	OHX	4	228	-	0,6,6	0.00	-	0,15,15	0.00	-
86	OHX	4	229	-	0,6,6	0.00	-	0,15,15	0.00	-
86	OHX	4	230	-	0,6,6	0.00	-	0,15,15	0.00	-
86	OHX	4	231	-	0,6,6	0.00	-	0,15,15	0.00	-
86	OHX	4	232	-	0,6,6	0.00	-	0,15,15	0.00	-
86	OHX	4	233	-	0,6,6	0.00	-	0,15,15	0.00	-
86	OHX	4	234	-	0,6,6	0.00	-	0,15,15	0.00	-
86	OHX	4	235	-	0,6,6	0.00	-	0,15,15	0.00	-
86	OHX	4	236	-	0,6,6	0.00	-	0,15,15	0.00	-
86	OHX	5	3893	-	0,6,6	0.00	-	0,15,15	0.00	-
86	OHX	5	3894	-	0,6,6	0.00	-	0,15,15	0.00	-
86	OHX	5	3895	-	0,6,6	0.00	-	0,15,15	0.00	-
86	OHX	5	3896	-	0,6,6	0.00	-	0,15,15	0.00	-
86	OHX	5	3897	-	0,6,6	0.00	-	0,15,15	0.00	-
86	OHX	5	3898	-	0,6,6	0.00	-	0,15,15	0.00	-
86	OHX	5	3899	-	0,6,6	0.00	-	0,15,15	0.00	-
86	OHX	5	3900	-	0,6,6	0.00	-	0,15,15	0.00	-
86	OHX	5	3901	-	0,6,6	0.00	-	0,15,15	0.00	-
86	OHX	5	3902	-	0,6,6	0.00	-	0,15,15	0.00	-

Mol	Type	Chain	Res	Link	Bond lengths			Bond angles		
					Counts	RMSZ	# Z > 2	Counts	RMSZ	# Z > 2
86	OHX	5	3903	-	0,6,6	0.00	-	0,15,15	0.00	-
86	OHX	5	3904	-	0,6,6	0.00	-	0,15,15	0.00	-
86	OHX	5	3905	-	0,6,6	0.00	-	0,15,15	0.00	-
86	OHX	5	3906	-	0,6,6	0.00	-	0,15,15	0.00	-
86	OHX	5	3907	-	0,6,6	0.00	-	0,15,15	0.00	-
86	OHX	5	3908	-	0,6,6	0.00	-	0,15,15	0.00	-
86	OHX	5	3909	-	0,6,6	0.00	-	0,15,15	0.00	-
86	OHX	5	3910	-	0,6,6	0.00	-	0,15,15	0.00	-
86	OHX	5	3911	-	0,6,6	0.00	-	0,15,15	0.00	-
86	OHX	5	3912	-	0,6,6	0.00	-	0,15,15	0.00	-
86	OHX	5	3913	-	0,6,6	0.00	-	0,15,15	0.00	-
86	OHX	5	3914	-	0,6,6	0.00	-	0,15,15	0.00	-
86	OHX	5	3915	-	0,6,6	0.00	-	0,15,15	0.00	-
86	OHX	5	3916	-	0,6,6	0.00	-	0,15,15	0.00	-
86	OHX	5	3917	-	0,6,6	0.00	-	0,15,15	0.00	-
86	OHX	5	3918	-	0,6,6	0.00	-	0,15,15	0.00	-
86	OHX	5	3919	-	0,6,6	0.00	-	0,15,15	0.00	-
86	OHX	5	3920	-	0,6,6	0.00	-	0,15,15	0.00	-
86	OHX	5	3921	-	0,6,6	0.00	-	0,15,15	0.00	-
86	OHX	5	3922	-	0,6,6	0.00	-	0,15,15	0.00	-
86	OHX	5	3923	-	0,6,6	0.00	-	0,15,15	0.00	-
86	OHX	5	3924	-	0,6,6	0.00	-	0,15,15	0.00	-
86	OHX	5	3925	-	0,6,6	0.00	-	0,15,15	0.00	-
86	OHX	5	3926	-	0,6,6	0.00	-	0,15,15	0.00	-
86	OHX	5	3927	-	0,6,6	0.00	-	0,15,15	0.00	-
86	OHX	5	3928	-	0,6,6	0.00	-	0,15,15	0.00	-
86	OHX	5	3929	-	0,6,6	0.00	-	0,15,15	0.00	-
86	OHX	5	3930	-	0,6,6	0.00	-	0,15,15	0.00	-
86	OHX	5	3931	-	0,6,6	0.00	-	0,15,15	0.00	-
86	OHX	5	3932	-	0,6,6	0.00	-	0,15,15	0.00	-
86	OHX	5	3933	-	0,6,6	0.00	-	0,15,15	0.00	-
86	OHX	5	3934	-	0,6,6	0.00	-	0,15,15	0.00	-
86	OHX	5	3935	-	0,6,6	0.00	-	0,15,15	0.00	-
86	OHX	5	3936	-	0,6,6	0.00	-	0,15,15	0.00	-
86	OHX	5	3937	-	0,6,6	0.00	-	0,15,15	0.00	-
86	OHX	5	3938	-	0,6,6	0.00	-	0,15,15	0.00	-
86	OHX	5	3939	-	0,6,6	0.00	-	0,15,15	0.00	-
86	OHX	5	3940	-	0,6,6	0.00	-	0,15,15	0.00	-
86	OHX	5	3941	-	0,6,6	0.00	-	0,15,15	0.00	-
86	OHX	5	3942	-	0,6,6	0.00	-	0,15,15	0.00	-
86	OHX	5	3943	-	0,6,6	0.00	-	0,15,15	0.00	-
86	OHX	5	3944	-	0,6,6	0.00	-	0,15,15	0.00	-
86	OHX	5	3945	-	0,6,6	0.00	-	0,15,15	0.00	-

Mol	Type	Chain	Res	Link	Bond lengths			Bond angles		
					Counts	RMSZ	# Z > 2	Counts	RMSZ	# Z > 2
86	OHX	5	3946	-	0,6,6	0.00	-	0,15,15	0.00	-
86	OHX	5	3947	-	0,6,6	0.00	-	0,15,15	0.00	-
86	OHX	5	3948	-	0,6,6	0.00	-	0,15,15	0.00	-
86	OHX	5	3949	-	0,6,6	0.00	-	0,15,15	0.00	-
86	OHX	5	3950	-	0,6,6	0.00	-	0,15,15	0.00	-
86	OHX	5	3951	-	0,6,6	0.00	-	0,15,15	0.00	-
86	OHX	5	3952	-	0,6,6	0.00	-	0,15,15	0.00	-
86	OHX	5	3953	-	0,6,6	0.00	-	0,15,15	0.00	-
86	OHX	5	3954	-	0,6,6	0.00	-	0,15,15	0.00	-
86	OHX	5	3955	-	0,6,6	0.00	-	0,15,15	0.00	-
86	OHX	5	3956	-	0,6,6	0.00	-	0,15,15	0.00	-
86	OHX	5	3957	-	0,6,6	0.00	-	0,15,15	0.00	-
86	OHX	5	3958	-	0,6,6	0.00	-	0,15,15	0.00	-
86	OHX	5	3959	-	0,6,6	0.00	-	0,15,15	0.00	-
86	OHX	5	3960	-	0,6,6	0.00	-	0,15,15	0.00	-
86	OHX	5	3961	-	0,6,6	0.00	-	0,15,15	0.00	-
86	OHX	5	3962	-	0,6,6	0.00	-	0,15,15	0.00	-
86	OHX	5	3963	-	0,6,6	0.00	-	0,15,15	0.00	-
86	OHX	5	3964	-	0,6,6	0.00	-	0,15,15	0.00	-
86	OHX	5	3965	-	0,6,6	0.00	-	0,15,15	0.00	-
86	OHX	5	3966	-	0,6,6	0.00	-	0,15,15	0.00	-
86	OHX	5	3967	-	0,6,6	0.00	-	0,15,15	0.00	-
86	OHX	5	3968	-	0,6,6	0.00	-	0,15,15	0.00	-
86	OHX	5	3969	-	0,6,6	0.00	-	0,15,15	0.00	-
86	OHX	5	3970	-	0,6,6	0.00	-	0,15,15	0.00	-
86	OHX	5	3971	-	0,6,6	0.00	-	0,15,15	0.00	-
86	OHX	5	3972	-	0,6,6	0.00	-	0,15,15	0.00	-
86	OHX	5	3973	-	0,6,6	0.00	-	0,15,15	0.00	-
86	OHX	5	3974	-	0,6,6	0.00	-	0,15,15	0.00	-
86	OHX	5	3975	-	0,6,6	0.00	-	0,15,15	0.00	-
86	OHX	5	3976	-	0,6,6	0.00	-	0,15,15	0.00	-
86	OHX	5	3977	-	0,6,6	0.00	-	0,15,15	0.00	-
86	OHX	5	3978	-	0,6,6	0.00	-	0,15,15	0.00	-
86	OHX	5	3979	-	0,6,6	0.00	-	0,15,15	0.00	-
86	OHX	5	3980	-	0,6,6	0.00	-	0,15,15	0.00	-
86	OHX	5	3981	-	0,6,6	0.00	-	0,15,15	0.00	-
86	OHX	5	3982	-	0,6,6	0.00	-	0,15,15	0.00	-
86	OHX	5	3983	-	0,6,6	0.00	-	0,15,15	0.00	-
86	OHX	5	3984	-	0,6,6	0.00	-	0,15,15	0.00	-
86	OHX	5	3985	-	0,6,6	0.00	-	0,15,15	0.00	-
86	OHX	5	3986	-	0,6,6	0.00	-	0,15,15	0.00	-
86	OHX	5	3987	-	0,6,6	0.00	-	0,15,15	0.00	-
86	OHX	5	3988	-	0,6,6	0.00	-	0,15,15	0.00	-

Mol	Type	Chain	Res	Link	Bond lengths			Bond angles		
					Counts	RMSZ	# Z > 2	Counts	RMSZ	# Z > 2
86	OHX	5	3989	-	0,6,6	0.00	-	0,15,15	0.00	-
86	OHX	5	3990	-	0,6,6	0.00	-	0,15,15	0.00	-
86	OHX	5	3991	-	0,6,6	0.00	-	0,15,15	0.00	-
86	OHX	5	3992	-	0,6,6	0.00	-	0,15,15	0.00	-
86	OHX	5	3993	-	0,6,6	0.00	-	0,15,15	0.00	-
86	OHX	5	3994	-	0,6,6	0.00	-	0,15,15	0.00	-
86	OHX	5	3995	-	0,6,6	0.00	-	0,15,15	0.00	-
86	OHX	5	3996	-	0,6,6	0.00	-	0,15,15	0.00	-
86	OHX	5	3997	-	0,6,6	0.00	-	0,15,15	0.00	-
86	OHX	5	3998	-	0,6,6	0.00	-	0,15,15	0.00	-
86	OHX	5	3999	-	0,6,6	0.00	-	0,15,15	0.00	-
86	OHX	5	4000	-	0,6,6	0.00	-	0,15,15	0.00	-
86	OHX	5	4001	-	0,6,6	0.00	-	0,15,15	0.00	-
86	OHX	5	4002	-	0,6,6	0.00	-	0,15,15	0.00	-
86	OHX	5	4003	-	0,6,6	0.00	-	0,15,15	0.00	-
86	OHX	5	4004	-	0,6,6	0.00	-	0,15,15	0.00	-
86	OHX	5	4005	-	0,6,6	0.00	-	0,15,15	0.00	-
86	OHX	5	4006	-	0,6,6	0.00	-	0,15,15	0.00	-
86	OHX	5	4007	-	0,6,6	0.00	-	0,15,15	0.00	-
86	OHX	5	4008	-	0,6,6	0.00	-	0,15,15	0.00	-
86	OHX	5	4009	-	0,6,6	0.00	-	0,15,15	0.00	-
86	OHX	5	4010	-	0,6,6	0.00	-	0,15,15	0.00	-
86	OHX	5	4011	-	0,6,6	0.00	-	0,15,15	0.00	-
86	OHX	5	4012	-	0,6,6	0.00	-	0,15,15	0.00	-
86	OHX	5	4013	-	0,6,6	0.00	-	0,15,15	0.00	-
86	OHX	5	4014	-	0,6,6	0.00	-	0,15,15	0.00	-
86	OHX	5	4015	-	0,6,6	0.00	-	0,15,15	0.00	-
86	OHX	5	4016	-	0,6,6	0.00	-	0,15,15	0.00	-
86	OHX	5	4017	-	0,6,6	0.00	-	0,15,15	0.00	-
86	OHX	5	4018	-	0,6,6	0.00	-	0,15,15	0.00	-
86	OHX	5	4019	-	0,6,6	0.00	-	0,15,15	0.00	-
86	OHX	5	4020	-	0,6,6	0.00	-	0,15,15	0.00	-
86	OHX	5	4021	-	0,6,6	0.00	-	0,15,15	0.00	-
86	OHX	5	4022	-	0,6,6	0.00	-	0,15,15	0.00	-
86	OHX	5	4023	-	0,6,6	0.00	-	0,15,15	0.00	-
86	OHX	5	4024	-	0,6,6	0.00	-	0,15,15	0.00	-
86	OHX	5	4025	-	0,6,6	0.00	-	0,15,15	0.00	-
86	OHX	5	4026	-	0,6,6	0.00	-	0,15,15	0.00	-
86	OHX	5	4027	-	0,6,6	0.00	-	0,15,15	0.00	-
86	OHX	5	4028	-	0,6,6	0.00	-	0,15,15	0.00	-
86	OHX	5	4029	-	0,6,6	0.00	-	0,15,15	0.00	-
86	OHX	5	4030	-	0,6,6	0.00	-	0,15,15	0.00	-
86	OHX	5	4031	-	0,6,6	0.00	-	0,15,15	0.00	-

Mol	Type	Chain	Res	Link	Bond lengths			Bond angles		
					Counts	RMSZ	# Z > 2	Counts	RMSZ	# Z > 2
86	OHX	5	4032	-	0,6,6	0.00	-	0,15,15	0.00	-
86	OHX	5	4033	-	0,6,6	0.00	-	0,15,15	0.00	-
86	OHX	5	4034	-	0,6,6	0.00	-	0,15,15	0.00	-
86	OHX	5	4035	-	0,6,6	0.00	-	0,15,15	0.00	-
86	OHX	5	4036	-	0,6,6	0.00	-	0,15,15	0.00	-
86	OHX	5	4037	-	0,6,6	0.00	-	0,15,15	0.00	-
86	OHX	5	4038	-	0,6,6	0.00	-	0,15,15	0.00	-
86	OHX	5	4039	-	0,6,6	0.00	-	0,15,15	0.00	-
86	OHX	5	4040	-	0,6,6	0.00	-	0,15,15	0.00	-
86	OHX	5	4041	-	0,6,6	0.00	-	0,15,15	0.00	-
86	OHX	5	4042	-	0,6,6	0.00	-	0,15,15	0.00	-
86	OHX	5	4043	-	0,6,6	0.00	-	0,15,15	0.00	-
86	OHX	5	4044	-	0,6,6	0.00	-	0,15,15	0.00	-
86	OHX	5	4045	-	0,6,6	0.00	-	0,15,15	0.00	-
86	OHX	5	4046	-	0,6,6	0.00	-	0,15,15	0.00	-
86	OHX	5	4047	-	0,6,6	0.00	-	0,15,15	0.00	-
86	OHX	5	4048	-	0,6,6	0.00	-	0,15,15	0.00	-
86	OHX	5	4049	-	0,6,6	0.00	-	0,15,15	0.00	-
86	OHX	5	4050	-	0,6,6	0.00	-	0,15,15	0.00	-
86	OHX	5	4051	-	0,6,6	0.00	-	0,15,15	0.00	-
86	OHX	5	4052	-	0,6,6	0.00	-	0,15,15	0.00	-
86	OHX	5	4053	-	0,6,6	0.00	-	0,15,15	0.00	-
86	OHX	5	4054	-	0,6,6	0.00	-	0,15,15	0.00	-
86	OHX	5	4055	-	0,6,6	0.00	-	0,15,15	0.00	-
86	OHX	5	4056	-	0,6,6	0.00	-	0,15,15	0.00	-
86	OHX	5	4057	-	0,6,6	0.00	-	0,15,15	0.00	-
86	OHX	5	4058	-	0,6,6	0.00	-	0,15,15	0.00	-
86	OHX	5	4059	-	0,6,6	0.00	-	0,15,15	0.00	-
86	OHX	5	4060	-	0,6,6	0.00	-	0,15,15	0.00	-
86	OHX	5	4061	-	0,6,6	0.00	-	0,15,15	0.00	-
86	OHX	5	4062	-	0,6,6	0.00	-	0,15,15	0.00	-
86	OHX	5	4063	-	0,6,6	0.00	-	0,15,15	0.00	-
86	OHX	5	4064	-	0,6,6	0.00	-	0,15,15	0.00	-
86	OHX	5	4065	-	0,6,6	0.00	-	0,15,15	0.00	-
86	OHX	5	4066	-	0,6,6	0.00	-	0,15,15	0.00	-
86	OHX	5	4067	-	0,6,6	0.00	-	0,15,15	0.00	-
86	OHX	5	4068	-	0,6,6	0.00	-	0,15,15	0.00	-
86	OHX	5	4069	-	0,6,6	0.00	-	0,15,15	0.00	-
86	OHX	5	4070	-	0,6,6	0.00	-	0,15,15	0.00	-
86	OHX	5	4071	-	0,6,6	0.00	-	0,15,15	0.00	-
86	OHX	5	4072	-	0,6,6	0.00	-	0,15,15	0.00	-
86	OHX	5	4073	-	0,6,6	0.00	-	0,15,15	0.00	-
86	OHX	5	4074	-	0,6,6	0.00	-	0,15,15	0.00	-

Mol	Type	Chain	Res	Link	Bond lengths			Bond angles		
					Counts	RMSZ	# Z > 2	Counts	RMSZ	# Z > 2
86	OHX	5	4075	-	0,6,6	0.00	-	0,15,15	0.00	-
86	OHX	5	4076	-	0,6,6	0.00	-	0,15,15	0.00	-
86	OHX	5	4077	-	0,6,6	0.00	-	0,15,15	0.00	-
86	OHX	5	4078	-	0,6,6	0.00	-	0,15,15	0.00	-
86	OHX	5	4079	-	0,6,6	0.00	-	0,15,15	0.00	-
86	OHX	5	4080	-	0,6,6	0.00	-	0,15,15	0.00	-
86	OHX	5	4081	-	0,6,6	0.00	-	0,15,15	0.00	-
86	OHX	5	4082	-	0,6,6	0.00	-	0,15,15	0.00	-
86	OHX	5	4083	-	0,6,6	0.00	-	0,15,15	0.00	-
86	OHX	5	4084	-	0,6,6	0.00	-	0,15,15	0.00	-
86	OHX	5	4085	-	0,6,6	0.00	-	0,15,15	0.00	-
86	OHX	5	4086	-	0,6,6	0.00	-	0,15,15	0.00	-
86	OHX	5	4087	-	0,6,6	0.00	-	0,15,15	0.00	-
86	OHX	5	4088	-	0,6,6	0.00	-	0,15,15	0.00	-
86	OHX	5	4089	-	0,6,6	0.00	-	0,15,15	0.00	-
86	OHX	5	4090	-	0,6,6	0.00	-	0,15,15	0.00	-
86	OHX	5	4091	-	0,6,6	0.00	-	0,15,15	0.00	-
86	OHX	5	4092	-	0,6,6	0.00	-	0,15,15	0.00	-
86	OHX	5	4093	-	0,6,6	0.00	-	0,15,15	0.00	-
86	OHX	5	4094	-	0,6,6	0.00	-	0,15,15	0.00	-
86	OHX	5	4095	-	0,6,6	0.00	-	0,15,15	0.00	-
86	OHX	5	4096	-	0,6,6	0.00	-	0,15,15	0.00	-
86	OHX	5	4097	-	0,6,6	0.00	-	0,15,15	0.00	-
86	OHX	5	4098	-	0,6,6	0.00	-	0,15,15	0.00	-
86	OHX	5	4099	-	0,6,6	0.00	-	0,15,15	0.00	-
86	OHX	5	4100	-	0,6,6	0.00	-	0,15,15	0.00	-
86	OHX	5	4101	-	0,6,6	0.00	-	0,15,15	0.00	-
86	OHX	5	4102	-	0,6,6	0.00	-	0,15,15	0.00	-
86	OHX	5	4103	-	0,6,6	0.00	-	0,15,15	0.00	-
86	OHX	5	4104	-	0,6,6	0.00	-	0,15,15	0.00	-
86	OHX	5	4105	-	0,6,6	0.00	-	0,15,15	0.00	-
86	OHX	5	4106	-	0,6,6	0.00	-	0,15,15	0.00	-
86	OHX	5	4107	-	0,6,6	0.00	-	0,15,15	0.00	-
86	OHX	5	4108	-	0,6,6	0.00	-	0,15,15	0.00	-
86	OHX	5	4109	-	0,6,6	0.00	-	0,15,15	0.00	-
86	OHX	5	4110	-	0,6,6	0.00	-	0,15,15	0.00	-
86	OHX	5	4111	-	0,6,6	0.00	-	0,15,15	0.00	-
86	OHX	5	4112	-	0,6,6	0.00	-	0,15,15	0.00	-
86	OHX	5	4113	-	0,6,6	0.00	-	0,15,15	0.00	-
86	OHX	5	4114	-	0,6,6	0.00	-	0,15,15	0.00	-
86	OHX	5	4115	-	0,6,6	0.00	-	0,15,15	0.00	-
86	OHX	5	4116	-	0,6,6	0.00	-	0,15,15	0.00	-
86	OHX	5	4117	-	0,6,6	0.00	-	0,15,15	0.00	-

Mol	Type	Chain	Res	Link	Bond lengths			Bond angles		
					Counts	RMSZ	# Z > 2	Counts	RMSZ	# Z > 2
86	OHX	5	4118	-	0,6,6	0.00	-	0,15,15	0.00	-
86	OHX	5	4119	-	0,6,6	0.00	-	0,15,15	0.00	-
86	OHX	5	4120	-	0,6,6	0.00	-	0,15,15	0.00	-
86	OHX	5	4121	-	0,6,6	0.00	-	0,15,15	0.00	-
86	OHX	5	4122	-	0,6,6	0.00	-	0,15,15	0.00	-
86	OHX	5	4123	-	0,6,6	0.00	-	0,15,15	0.00	-
86	OHX	5	4124	-	0,6,6	0.00	-	0,15,15	0.00	-
86	OHX	5	4125	-	0,6,6	0.00	-	0,15,15	0.00	-
86	OHX	5	4126	-	0,6,6	0.00	-	0,15,15	0.00	-
86	OHX	5	4127	-	0,6,6	0.00	-	0,15,15	0.00	-
86	OHX	5	4128	-	0,6,6	0.00	-	0,15,15	0.00	-
86	OHX	5	4129	-	0,6,6	0.00	-	0,15,15	0.00	-
86	OHX	5	4130	-	0,6,6	0.00	-	0,15,15	0.00	-
86	OHX	5	4131	-	0,6,6	0.00	-	0,15,15	0.00	-
86	OHX	5	4132	-	0,6,6	0.00	-	0,15,15	0.00	-
86	OHX	5	4133	-	0,6,6	0.00	-	0,15,15	0.00	-
86	OHX	5	4134	-	0,6,6	0.00	-	0,15,15	0.00	-
86	OHX	5	4135	-	0,6,6	0.00	-	0,15,15	0.00	-
86	OHX	5	4136	-	0,6,6	0.00	-	0,15,15	0.00	-
86	OHX	5	4137	-	0,6,6	0.00	-	0,15,15	0.00	-
86	OHX	5	4138	-	0,6,6	0.00	-	0,15,15	0.00	-
86	OHX	5	4139	-	0,6,6	0.00	-	0,15,15	0.00	-
86	OHX	5	4140	-	0,6,6	0.00	-	0,15,15	0.00	-
86	OHX	5	4141	-	0,6,6	0.00	-	0,15,15	0.00	-
86	OHX	5	4142	-	0,6,6	0.00	-	0,15,15	0.00	-
86	OHX	5	4143	-	0,6,6	0.00	-	0,15,15	0.00	-
86	OHX	5	4144	-	0,6,6	0.00	-	0,15,15	0.00	-
86	OHX	5	4145	-	0,6,6	0.00	-	0,15,15	0.00	-
86	OHX	5	4146	-	0,6,6	0.00	-	0,15,15	0.00	-
86	OHX	5	4147	-	0,6,6	0.00	-	0,15,15	0.00	-
86	OHX	5	4148	-	0,6,6	0.00	-	0,15,15	0.00	-
86	OHX	5	4149	-	0,6,6	0.00	-	0,15,15	0.00	-
86	OHX	5	4150	-	0,6,6	0.00	-	0,15,15	0.00	-
86	OHX	5	4151	-	0,6,6	0.00	-	0,15,15	0.00	-
86	OHX	5	4152	-	0,6,6	0.00	-	0,15,15	0.00	-
86	OHX	5	4153	-	0,6,6	0.00	-	0,15,15	0.00	-
86	OHX	5	4154	-	0,6,6	0.00	-	0,15,15	0.00	-
86	OHX	5	4155	-	0,6,6	0.00	-	0,15,15	0.00	-
86	OHX	5	4156	-	0,6,6	0.00	-	0,15,15	0.00	-
86	OHX	5	4157	-	0,6,6	0.00	-	0,15,15	0.00	-
86	OHX	5	4158	-	0,6,6	0.00	-	0,15,15	0.00	-
86	OHX	5	4159	-	0,6,6	0.00	-	0,15,15	0.00	-
86	OHX	5	4160	-	0,6,6	0.00	-	0,15,15	0.00	-

Mol	Type	Chain	Res	Link	Bond lengths			Bond angles		
					Counts	RMSZ	# Z > 2	Counts	RMSZ	# Z > 2
86	OHX	5	4161	-	0,6,6	0.00	-	0,15,15	0.00	-
86	OHX	5	4162	-	0,6,6	0.00	-	0,15,15	0.00	-
86	OHX	5	4163	-	0,6,6	0.00	-	0,15,15	0.00	-
86	OHX	5	4164	-	0,6,6	0.00	-	0,15,15	0.00	-
86	OHX	5	4165	-	0,6,6	0.00	-	0,15,15	0.00	-
86	OHX	5	4166	-	0,6,6	0.00	-	0,15,15	0.00	-
86	OHX	5	4167	-	0,6,6	0.00	-	0,15,15	0.00	-
86	OHX	5	4168	-	0,6,6	0.00	-	0,15,15	0.00	-
86	OHX	5	4169	-	0,6,6	0.00	-	0,15,15	0.00	-
86	OHX	5	4170	-	0,6,6	0.00	-	0,15,15	0.00	-
86	OHX	5	4171	-	0,6,6	0.00	-	0,15,15	0.00	-
86	OHX	5	4172	-	0,6,6	0.00	-	0,15,15	0.00	-
86	OHX	5	4173	-	0,6,6	0.00	-	0,15,15	0.00	-
86	OHX	5	4174	-	0,6,6	0.00	-	0,15,15	0.00	-
86	OHX	5	4175	-	0,6,6	0.00	-	0,15,15	0.00	-
86	OHX	5	4176	-	0,6,6	0.00	-	0,15,15	0.00	-
86	OHX	5	4177	-	0,6,6	0.00	-	0,15,15	0.00	-
86	OHX	5	4178	-	0,6,6	0.00	-	0,15,15	0.00	-
86	OHX	5	4179	-	0,6,6	0.00	-	0,15,15	0.00	-
86	OHX	5	4180	-	0,6,6	0.00	-	0,15,15	0.00	-
86	OHX	5	4181	-	0,6,6	0.00	-	0,15,15	0.00	-
86	OHX	5	4182	-	0,6,6	0.00	-	0,15,15	0.00	-
86	OHX	5	4183	-	0,6,6	0.00	-	0,15,15	0.00	-
86	OHX	5	4184	-	0,6,6	0.00	-	0,15,15	0.00	-
86	OHX	5	4185	-	0,6,6	0.00	-	0,15,15	0.00	-
86	OHX	5	4186	-	0,6,6	0.00	-	0,15,15	0.00	-
86	OHX	5	4187	-	0,6,6	0.00	-	0,15,15	0.00	-
86	OHX	5	4188	-	0,6,6	0.00	-	0,15,15	0.00	-
86	OHX	5	4189	-	0,6,6	0.00	-	0,15,15	0.00	-
86	OHX	5	4190	-	0,6,6	0.00	-	0,15,15	0.00	-
86	OHX	5	4191	-	0,6,6	0.00	-	0,15,15	0.00	-
86	OHX	5	4192	-	0,6,6	0.00	-	0,15,15	0.00	-
86	OHX	5	4193	-	0,6,6	0.00	-	0,15,15	0.00	-
86	OHX	5	4194	-	0,6,6	0.00	-	0,15,15	0.00	-
86	OHX	5	4195	-	0,6,6	0.00	-	0,15,15	0.00	-
86	OHX	5	4196	-	0,6,6	0.00	-	0,15,15	0.00	-
86	OHX	5	4197	-	0,6,6	0.00	-	0,15,15	0.00	-
86	OHX	5	4198	-	0,6,6	0.00	-	0,15,15	0.00	-
86	OHX	5	4199	-	0,6,6	0.00	-	0,15,15	0.00	-
86	OHX	5	4200	-	0,6,6	0.00	-	0,15,15	0.00	-
86	OHX	5	4201	-	0,6,6	0.00	-	0,15,15	0.00	-
86	OHX	5	4202	-	0,6,6	0.00	-	0,15,15	0.00	-
86	OHX	5	4203	-	0,6,6	0.00	-	0,15,15	0.00	-

Mol	Type	Chain	Res	Link	Bond lengths			Bond angles		
					Counts	RMSZ	# Z > 2	Counts	RMSZ	# Z > 2
86	OHX	5	4204	-	0,6,6	0.00	-	0,15,15	0.00	-
86	OHX	5	4205	-	0,6,6	0.00	-	0,15,15	0.00	-
86	OHX	5	4206	-	0,6,6	0.00	-	0,15,15	0.00	-
86	OHX	5	4207	-	0,6,6	0.00	-	0,15,15	0.00	-
86	OHX	5	4208	-	0,6,6	0.00	-	0,15,15	0.00	-
86	OHX	5	4209	-	0,6,6	0.00	-	0,15,15	0.00	-
86	OHX	5	4210	-	0,6,6	0.00	-	0,15,15	0.00	-
86	OHX	5	4211	-	0,6,6	0.00	-	0,15,15	0.00	-
86	OHX	5	4212	-	0,6,6	0.00	-	0,15,15	0.00	-
86	OHX	5	4213	-	0,6,6	0.00	-	0,15,15	0.00	-
86	OHX	5	4214	-	0,6,6	0.00	-	0,15,15	0.00	-
86	OHX	5	4215	-	0,6,6	0.00	-	0,15,15	0.00	-
86	OHX	5	4216	-	0,6,6	0.00	-	0,15,15	0.00	-
86	OHX	5	4217	-	0,6,6	0.00	-	0,15,15	0.00	-
86	OHX	5	4218	-	0,6,6	0.00	-	0,15,15	0.00	-
86	OHX	5	4219	-	0,6,6	0.00	-	0,15,15	0.00	-
86	OHX	5	4220	-	0,6,6	0.00	-	0,15,15	0.00	-
86	OHX	5	4221	-	0,6,6	0.00	-	0,15,15	0.00	-
86	OHX	5	4222	-	0,6,6	0.00	-	0,15,15	0.00	-
86	OHX	5	4223	-	0,6,6	0.00	-	0,15,15	0.00	-
86	OHX	5	4224	-	0,6,6	0.00	-	0,15,15	0.00	-
86	OHX	5	4225	-	0,6,6	0.00	-	0,15,15	0.00	-
86	OHX	5	4226	-	0,6,6	0.00	-	0,15,15	0.00	-
86	OHX	5	4227	-	0,6,6	0.00	-	0,15,15	0.00	-
86	OHX	5	4228	-	0,6,6	0.00	-	0,15,15	0.00	-
86	OHX	5	4229	-	0,6,6	0.00	-	0,15,15	0.00	-
86	OHX	5	4230	-	0,6,6	0.00	-	0,15,15	0.00	-
86	OHX	5	4231	-	0,6,6	0.00	-	0,15,15	0.00	-
86	OHX	5	4232	-	0,6,6	0.00	-	0,15,15	0.00	-
86	OHX	5	4233	-	0,6,6	0.00	-	0,15,15	0.00	-
86	OHX	5	4234	-	0,6,6	0.00	-	0,15,15	0.00	-
86	OHX	5	4235	-	0,6,6	0.00	-	0,15,15	0.00	-
86	OHX	5	4236	-	0,6,6	0.00	-	0,15,15	0.00	-
86	OHX	5	4237	-	0,6,6	0.00	-	0,15,15	0.00	-
86	OHX	5	4238	-	0,6,6	0.00	-	0,15,15	0.00	-
86	OHX	5	4239	-	0,6,6	0.00	-	0,15,15	0.00	-
86	OHX	5	4240	-	0,6,6	0.00	-	0,15,15	0.00	-
86	OHX	5	4241	-	0,6,6	0.00	-	0,15,15	0.00	-
86	OHX	5	4242	-	0,6,6	0.00	-	0,15,15	0.00	-
86	OHX	5	4243	-	0,6,6	0.00	-	0,15,15	0.00	-
86	OHX	5	4244	-	0,6,6	0.00	-	0,15,15	0.00	-
86	OHX	5	4245	-	0,6,6	0.00	-	0,15,15	0.00	-
88	3J6	5	4246	85	22,24,24	1.12	1 (4%)	25,42,42	1.41	3 (12%)

Mol	Type	Chain	Res	Link	Bond lengths			Bond angles		
					Counts	RMSZ	$\# Z > 2$	Counts	RMSZ	$\# Z > 2$
86	OHX	6	2045	-	0,6,6	0.00	-	0,15,15	0.00	-
86	OHX	6	2046	-	0,6,6	0.00	-	0,15,15	0.00	-
86	OHX	6	2047	-	0,6,6	0.00	-	0,15,15	0.00	-
86	OHX	6	2048	-	0,6,6	0.00	-	0,15,15	0.00	-
86	OHX	6	2049	-	0,6,6	0.00	-	0,15,15	0.00	-
86	OHX	6	2050	-	0,6,6	0.00	-	0,15,15	0.00	-
86	OHX	6	2051	-	0,6,6	0.00	-	0,15,15	0.00	-
86	OHX	6	2052	-	0,6,6	0.00	-	0,15,15	0.00	-
86	OHX	6	2053	-	0,6,6	0.00	-	0,15,15	0.00	-
86	OHX	6	2054	-	0,6,6	0.00	-	0,15,15	0.00	-
86	OHX	6	2055	-	0,6,6	0.00	-	0,15,15	0.00	-
86	OHX	6	2056	-	0,6,6	0.00	-	0,15,15	0.00	-
86	OHX	6	2057	-	0,6,6	0.00	-	0,15,15	0.00	-
86	OHX	6	2058	-	0,6,6	0.00	-	0,15,15	0.00	-
86	OHX	6	2059	-	0,6,6	0.00	-	0,15,15	0.00	-
86	OHX	6	2060	-	0,6,6	0.00	-	0,15,15	0.00	-
86	OHX	6	2061	-	0,6,6	0.00	-	0,15,15	0.00	-
86	OHX	6	2062	-	0,6,6	0.00	-	0,15,15	0.00	-
86	OHX	6	2063	-	0,6,6	0.00	-	0,15,15	0.00	-
86	OHX	6	2064	-	0,6,6	0.00	-	0,15,15	0.00	-
86	OHX	6	2065	-	0,6,6	0.00	-	0,15,15	0.00	-
86	OHX	6	2066	-	0,6,6	0.00	-	0,15,15	0.00	-
86	OHX	6	2067	-	0,6,6	0.00	-	0,15,15	0.00	-
86	OHX	6	2068	-	0,6,6	0.00	-	0,15,15	0.00	-
86	OHX	6	2069	-	0,6,6	0.00	-	0,15,15	0.00	-
86	OHX	6	2070	-	0,6,6	0.00	-	0,15,15	0.00	-
86	OHX	6	2071	-	0,6,6	0.00	-	0,15,15	0.00	-
86	OHX	6	2072	-	0,6,6	0.00	-	0,15,15	0.00	-
86	OHX	6	2073	-	0,6,6	0.00	-	0,15,15	0.00	-
86	OHX	6	2074	-	0,6,6	0.00	-	0,15,15	0.00	-
86	OHX	6	2075	-	0,6,6	0.00	-	0,15,15	0.00	-
86	OHX	6	2076	-	0,6,6	0.00	-	0,15,15	0.00	-
86	OHX	6	2077	-	0,6,6	0.00	-	0,15,15	0.00	-
86	OHX	6	2078	-	0,6,6	0.00	-	0,15,15	0.00	-
86	OHX	6	2079	-	0,6,6	0.00	-	0,15,15	0.00	-
86	OHX	6	2080	-	0,6,6	0.00	-	0,15,15	0.00	-
86	OHX	6	2081	-	0,6,6	0.00	-	0,15,15	0.00	-
86	OHX	6	2082	-	0,6,6	0.00	-	0,15,15	0.00	-
86	OHX	6	2083	-	0,6,6	0.00	-	0,15,15	0.00	-
86	OHX	6	2084	-	0,6,6	0.00	-	0,15,15	0.00	-
86	OHX	6	2085	-	0,6,6	0.00	-	0,15,15	0.00	-
86	OHX	6	2086	-	0,6,6	0.00	-	0,15,15	0.00	-
86	OHX	6	2087	-	0,6,6	0.00	-	0,15,15	0.00	-

Mol	Type	Chain	Res	Link	Bond lengths			Bond angles		
					Counts	RMSZ	$\# Z > 2$	Counts	RMSZ	$\# Z > 2$
86	OHX	6	2088	-	0,6,6	0.00	-	0,15,15	0.00	-
86	OHX	6	2089	-	0,6,6	0.00	-	0,15,15	0.00	-
86	OHX	6	2090	-	0,6,6	0.00	-	0,15,15	0.00	-
86	OHX	6	2091	-	0,6,6	0.00	-	0,15,15	0.00	-
86	OHX	6	2092	-	0,6,6	0.00	-	0,15,15	0.00	-
86	OHX	6	2093	-	0,6,6	0.00	-	0,15,15	0.00	-
86	OHX	6	2094	-	0,6,6	0.00	-	0,15,15	0.00	-
86	OHX	6	2095	-	0,6,6	0.00	-	0,15,15	0.00	-
86	OHX	6	2096	-	0,6,6	0.00	-	0,15,15	0.00	-
86	OHX	6	2097	-	0,6,6	0.00	-	0,15,15	0.00	-
86	OHX	6	2098	-	0,6,6	0.00	-	0,15,15	0.00	-
86	OHX	6	2099	-	0,6,6	0.00	-	0,15,15	0.00	-
86	OHX	6	2100	-	0,6,6	0.00	-	0,15,15	0.00	-
86	OHX	6	2101	-	0,6,6	0.00	-	0,15,15	0.00	-
86	OHX	6	2102	-	0,6,6	0.00	-	0,15,15	0.00	-
86	OHX	6	2103	-	0,6,6	0.00	-	0,15,15	0.00	-
86	OHX	6	2104	-	0,6,6	0.00	-	0,15,15	0.00	-
86	OHX	6	2105	-	0,6,6	0.00	-	0,15,15	0.00	-
86	OHX	6	2106	-	0,6,6	0.00	-	0,15,15	0.00	-
86	OHX	6	2107	-	0,6,6	0.00	-	0,15,15	0.00	-
86	OHX	6	2108	-	0,6,6	0.00	-	0,15,15	0.00	-
86	OHX	6	2109	-	0,6,6	0.00	-	0,15,15	0.00	-
86	OHX	6	2110	-	0,6,6	0.00	-	0,15,15	0.00	-
86	OHX	6	2111	-	0,6,6	0.00	-	0,15,15	0.00	-
86	OHX	6	2112	-	0,6,6	0.00	-	0,15,15	0.00	-
86	OHX	6	2113	-	0,6,6	0.00	-	0,15,15	0.00	-
86	OHX	6	2114	-	0,6,6	0.00	-	0,15,15	0.00	-
86	OHX	6	2115	-	0,6,6	0.00	-	0,15,15	0.00	-
86	OHX	6	2116	-	0,6,6	0.00	-	0,15,15	0.00	-
86	OHX	6	2117	-	0,6,6	0.00	-	0,15,15	0.00	-
86	OHX	6	2118	-	0,6,6	0.00	-	0,15,15	0.00	-
86	OHX	6	2119	-	0,6,6	0.00	-	0,15,15	0.00	-
86	OHX	6	2120	-	0,6,6	0.00	-	0,15,15	0.00	-
86	OHX	6	2121	-	0,6,6	0.00	-	0,15,15	0.00	-
86	OHX	6	2122	-	0,6,6	0.00	-	0,15,15	0.00	-
86	OHX	6	2123	-	0,6,6	0.00	-	0,15,15	0.00	-
86	OHX	6	2124	-	0,6,6	0.00	-	0,15,15	0.00	-
86	OHX	6	2125	-	0,6,6	0.00	-	0,15,15	0.00	-
86	OHX	6	2126	-	0,6,6	0.00	-	0,15,15	0.00	-
86	OHX	6	2127	-	0,6,6	0.00	-	0,15,15	0.00	-
86	OHX	6	2128	-	0,6,6	0.00	-	0,15,15	0.00	-
86	OHX	6	2129	-	0,6,6	0.00	-	0,15,15	0.00	-
86	OHX	6	2130	-	0,6,6	0.00	-	0,15,15	0.00	-

Mol	Type	Chain	Res	Link	Bond lengths			Bond angles		
					Counts	RMSZ	# Z > 2	Counts	RMSZ	# Z > 2
86	OHX	6	2131	-	0,6,6	0.00	-	0,15,15	0.00	-
86	OHX	6	2132	-	0,6,6	0.00	-	0,15,15	0.00	-
86	OHX	6	2133	-	0,6,6	0.00	-	0,15,15	0.00	-
86	OHX	6	2134	-	0,6,6	0.00	-	0,15,15	0.00	-
86	OHX	6	2135	-	0,6,6	0.00	-	0,15,15	0.00	-
86	OHX	6	2136	-	0,6,6	0.00	-	0,15,15	0.00	-
86	OHX	6	2137	-	0,6,6	0.00	-	0,15,15	0.00	-
86	OHX	6	2138	-	0,6,6	0.00	-	0,15,15	0.00	-
86	OHX	6	2139	-	0,6,6	0.00	-	0,15,15	0.00	-
86	OHX	6	2140	-	0,6,6	0.00	-	0,15,15	0.00	-
86	OHX	6	2141	-	0,6,6	0.00	-	0,15,15	0.00	-
86	OHX	6	2142	-	0,6,6	0.00	-	0,15,15	0.00	-
86	OHX	6	2143	-	0,6,6	0.00	-	0,15,15	0.00	-
86	OHX	6	2144	-	0,6,6	0.00	-	0,15,15	0.00	-
86	OHX	6	2145	-	0,6,6	0.00	-	0,15,15	0.00	-
86	OHX	6	2146	-	0,6,6	0.00	-	0,15,15	0.00	-
86	OHX	6	2147	-	0,6,6	0.00	-	0,15,15	0.00	-
86	OHX	6	2148	-	0,6,6	0.00	-	0,15,15	0.00	-
86	OHX	6	2149	-	0,6,6	0.00	-	0,15,15	0.00	-
86	OHX	6	2150	-	0,6,6	0.00	-	0,15,15	0.00	-
86	OHX	6	2151	-	0,6,6	0.00	-	0,15,15	0.00	-
86	OHX	6	2152	-	0,6,6	0.00	-	0,15,15	0.00	-
86	OHX	6	2153	-	0,6,6	0.00	-	0,15,15	0.00	-
86	OHX	6	2154	-	0,6,6	0.00	-	0,15,15	0.00	-
86	OHX	6	2155	-	0,6,6	0.00	-	0,15,15	0.00	-
86	OHX	6	2156	-	0,6,6	0.00	-	0,15,15	0.00	-
86	OHX	6	2157	-	0,6,6	0.00	-	0,15,15	0.00	-
86	OHX	6	2158	-	0,6,6	0.00	-	0,15,15	0.00	-
86	OHX	6	2159	-	0,6,6	0.00	-	0,15,15	0.00	-
86	OHX	6	2160	-	0,6,6	0.00	-	0,15,15	0.00	-
86	OHX	6	2161	-	0,6,6	0.00	-	0,15,15	0.00	-
86	OHX	6	2162	-	0,6,6	0.00	-	0,15,15	0.00	-
86	OHX	6	2163	-	0,6,6	0.00	-	0,15,15	0.00	-
86	OHX	6	2164	-	0,6,6	0.00	-	0,15,15	0.00	-
86	OHX	6	2165	-	0,6,6	0.00	-	0,15,15	0.00	-
86	OHX	6	2166	-	0,6,6	0.00	-	0,15,15	0.00	-
86	OHX	6	2167	-	0,6,6	0.00	-	0,15,15	0.00	-
86	OHX	6	2168	-	0,6,6	0.00	-	0,15,15	0.00	-
86	OHX	6	2169	-	0,6,6	0.00	-	0,15,15	0.00	-
86	OHX	6	2170	-	0,6,6	0.00	-	0,15,15	0.00	-
86	OHX	6	2171	-	0,6,6	0.00	-	0,15,15	0.00	-
86	OHX	6	2172	-	0,6,6	0.00	-	0,15,15	0.00	-
86	OHX	6	2173	-	0,6,6	0.00	-	0,15,15	0.00	-

Mol	Type	Chain	Res	Link	Bond lengths			Bond angles		
					Counts	RMSZ	# Z > 2	Counts	RMSZ	# Z > 2
86	OHX	6	2174	-	0,6,6	0.00	-	0,15,15	0.00	-
86	OHX	6	2175	-	0,6,6	0.00	-	0,15,15	0.00	-
86	OHX	6	2176	-	0,6,6	0.00	-	0,15,15	0.00	-
86	OHX	6	2177	-	0,6,6	0.00	-	0,15,15	0.00	-
86	OHX	6	2178	-	0,6,6	0.00	-	0,15,15	0.00	-
86	OHX	6	2179	-	0,6,6	0.00	-	0,15,15	0.00	-
86	OHX	6	2180	-	0,6,6	0.00	-	0,15,15	0.00	-
86	OHX	6	2181	-	0,6,6	0.00	-	0,15,15	0.00	-
86	OHX	6	2182	-	0,6,6	0.00	-	0,15,15	0.00	-
86	OHX	6	2183	-	0,6,6	0.00	-	0,15,15	0.00	-
86	OHX	6	2184	-	0,6,6	0.00	-	0,15,15	0.00	-
86	OHX	6	2185	-	0,6,6	0.00	-	0,15,15	0.00	-
86	OHX	6	2186	-	0,6,6	0.00	-	0,15,15	0.00	-
86	OHX	6	2187	-	0,6,6	0.00	-	0,15,15	0.00	-
86	OHX	6	2188	-	0,6,6	0.00	-	0,15,15	0.00	-
86	OHX	6	2189	1	0,6,6	0.00	-	0,15,15	0.00	-
86	OHX	6	2190	-	0,6,6	0.00	-	0,15,15	0.00	-
86	OHX	6	2191	-	0,6,6	0.00	-	0,15,15	0.00	-
86	OHX	6	2192	-	0,6,6	0.00	-	0,15,15	0.00	-
86	OHX	6	2193	-	0,6,6	0.00	-	0,15,15	0.00	-
86	OHX	6	2194	-	0,6,6	0.00	-	0,15,15	0.00	-
86	OHX	6	2195	-	0,6,6	0.00	-	0,15,15	0.00	-
86	OHX	6	2196	-	0,6,6	0.00	-	0,15,15	0.00	-
86	OHX	6	2197	-	0,6,6	0.00	-	0,15,15	0.00	-
86	OHX	6	2198	-	0,6,6	0.00	-	0,15,15	0.00	-
86	OHX	6	2199	-	0,6,6	0.00	-	0,15,15	0.00	-
86	OHX	6	2200	-	0,6,6	0.00	-	0,15,15	0.00	-
86	OHX	6	2201	-	0,6,6	0.00	-	0,15,15	0.00	-
86	OHX	6	2202	-	0,6,6	0.00	-	0,15,15	0.00	-
86	OHX	6	2203	-	0,6,6	0.00	-	0,15,15	0.00	-
86	OHX	6	2204	-	0,6,6	0.00	-	0,15,15	0.00	-
86	OHX	7	218	-	0,6,6	0.00	-	0,15,15	0.00	-
86	OHX	7	219	-	0,6,6	0.00	-	0,15,15	0.00	-
86	OHX	7	220	-	0,6,6	0.00	-	0,15,15	0.00	-
86	OHX	7	221	-	0,6,6	0.00	-	0,15,15	0.00	-
86	OHX	7	222	-	0,6,6	0.00	-	0,15,15	0.00	-
86	OHX	7	223	-	0,6,6	0.00	-	0,15,15	0.00	-
86	OHX	7	224	-	0,6,6	0.00	-	0,15,15	0.00	-
86	OHX	7	225	-	0,6,6	0.00	-	0,15,15	0.00	-
86	OHX	7	226	-	0,6,6	0.00	-	0,15,15	0.00	-
86	OHX	7	227	-	0,6,6	0.00	-	0,15,15	0.00	-
86	OHX	8	216	-	0,6,6	0.00	-	0,15,15	0.00	-
86	OHX	8	217	-	0,6,6	0.00	-	0,15,15	0.00	-

Mol	Type	Chain	Res	Link	Bond lengths			Bond angles		
					Counts	RMSZ	# Z > 2	Counts	RMSZ	# Z > 2
86	OHX	8	218	-	0,6,6	0.00	-	0,15,15	0.00	-
86	OHX	8	219	-	0,6,6	0.00	-	0,15,15	0.00	-
86	OHX	8	220	-	0,6,6	0.00	-	0,15,15	0.00	-
86	OHX	8	221	-	0,6,6	0.00	-	0,15,15	0.00	-
86	OHX	8	222	-	0,6,6	0.00	-	0,15,15	0.00	-
86	OHX	8	223	-	0,6,6	0.00	-	0,15,15	0.00	-
86	OHX	8	224	-	0,6,6	0.00	-	0,15,15	0.00	-
86	OHX	8	225	-	0,6,6	0.00	-	0,15,15	0.00	-
86	OHX	8	226	-	0,6,6	0.00	-	0,15,15	0.00	-
86	OHX	8	227	-	0,6,6	0.00	-	0,15,15	0.00	-
86	OHX	8	228	-	0,6,6	0.00	-	0,15,15	0.00	-
86	OHX	8	229	-	0,6,6	0.00	-	0,15,15	0.00	-
86	OHX	8	230	-	0,6,6	0.00	-	0,15,15	0.00	-
86	OHX	8	231	-	0,6,6	0.00	-	0,15,15	0.00	-
86	OHX	C3	202	-	0,6,6	0.00	-	0,15,15	0.00	-
86	OHX	C5	201	-	0,6,6	0.00	-	0,15,15	0.00	-
86	OHX	C8	201	-	0,6,6	0.00	-	0,15,15	0.00	-
86	OHX	D3	202	-	0,6,6	0.00	-	0,15,15	0.00	-
86	OHX	D9	102	-	0,6,6	0.00	-	0,15,15	0.00	-
86	OHX	L3	404	-	0,6,6	0.00	-	0,15,15	0.00	-
86	OHX	L3	405	-	0,6,6	0.00	-	0,15,15	0.00	-
86	OHX	L4	403	-	0,6,6	0.00	-	0,15,15	0.00	-
86	OHX	M0	304	-	0,6,6	0.00	-	0,15,15	0.00	-
86	OHX	M5	303	-	0,6,6	0.00	-	0,15,15	0.00	-
86	OHX	M7	205	-	0,6,6	0.00	-	0,15,15	0.00	-
86	OHX	M7	206	-	0,6,6	0.00	-	0,15,15	0.00	-
86	OHX	M9	203	-	0,6,6	0.00	-	0,15,15	0.00	-
86	OHX	N9	101	-	0,6,6	0.00	-	0,15,15	0.00	-
86	OHX	O1	201	-	0,6,6	0.00	-	0,15,15	0.00	-
86	OHX	O3	202	-	0,6,6	0.00	-	0,15,15	0.00	-
86	OHX	O4	201	-	0,6,6	0.00	-	0,15,15	0.00	-
86	OHX	O6	201	-	0,6,6	0.00	-	0,15,15	0.00	-
86	OHX	O7	103	-	0,6,6	0.00	-	0,15,15	0.00	-
86	OHX	O9	101	-	0,6,6	0.00	-	0,15,15	0.00	-
86	OHX	Q2	502	-	0,6,6	0.00	-	0,15,15	0.00	-
86	OHX	S6	301	-	0,6,6	0.00	-	0,15,15	0.00	-
86	OHX	S8	302	-	0,6,6	0.00	-	0,15,15	0.00	-
86	OHX	SR	401	-	0,6,6	0.00	-	0,15,15	0.00	-
86	OHX	c3	201	-	0,6,6	0.00	-	0,15,15	0.00	-
86	OHX	c5	201	-	0,6,6	0.00	-	0,15,15	0.00	-
86	OHX	c8	203	-	0,6,6	0.00	-	0,15,15	0.00	-
86	OHX	d4	201	-	0,6,6	0.00	-	0,15,15	0.00	-
86	OHX	d9	102	-	0,6,6	0.00	-	0,15,15	0.00	-

Mol	Type	Chain	Res	Link	Bond lengths			Bond angles		
					Counts	RMSZ	# Z > 2	Counts	RMSZ	# Z > 2
86	OHX	l3	404	-	0,6,6	0.00	-	0,15,15	0.00	-
86	OHX	l3	405	-	0,6,6	0.00	-	0,15,15	0.00	-
86	OHX	l4	402	-	0,6,6	0.00	-	0,15,15	0.00	-
86	OHX	l4	403	-	0,6,6	0.00	-	0,15,15	0.00	-
86	OHX	l5	304	-	0,6,6	0.00	-	0,15,15	0.00	-
86	OHX	l5	305	-	0,6,6	0.00	-	0,15,15	0.00	-
86	OHX	l5	306	-	0,6,6	0.00	-	0,15,15	0.00	-
86	OHX	l5	307	-	0,6,6	0.00	-	0,15,15	0.00	-
86	OHX	l9	202	-	0,6,6	0.00	-	0,15,15	0.00	-
86	OHX	m0	302	-	0,6,6	0.00	-	0,15,15	0.00	-
86	OHX	m0	303	-	0,6,6	0.00	-	0,15,15	0.00	-
86	OHX	m1	202	-	0,6,6	0.00	-	0,15,15	0.00	-
86	OHX	m4	201	-	0,6,6	0.00	-	0,15,15	0.00	-
86	OHX	m5	303	-	0,6,6	0.00	-	0,15,15	0.00	-
86	OHX	m6	203	-	0,6,6	0.00	-	0,15,15	0.00	-
86	OHX	m7	206	-	0,6,6	0.00	-	0,15,15	0.00	-
86	OHX	m8	201	-	0,6,6	0.00	-	0,15,15	0.00	-
86	OHX	n3	203	-	0,6,6	0.00	-	0,15,15	0.00	-
86	OHX	n3	204	-	0,6,6	0.00	-	0,15,15	0.00	-
86	OHX	n6	203	-	0,6,6	0.00	-	0,15,15	0.00	-
86	OHX	n9	102	-	0,6,6	0.00	-	0,15,15	0.00	-
86	OHX	o2	201	-	0,6,6	0.00	-	0,15,15	0.00	-
86	OHX	o3	203	-	0,6,6	0.00	-	0,15,15	0.00	-
86	OHX	o7	502	-	0,6,6	0.00	-	0,15,15	0.00	-
86	OHX	o7	503	-	0,6,6	0.00	-	0,15,15	0.00	-
86	OHX	q2	502	-	0,6,6	0.00	-	0,15,15	0.00	-
86	OHX	s1	302	-	0,6,6	0.00	-	0,15,15	0.00	-
86	OHX	s1	303	-	0,6,6	0.00	-	0,15,15	0.00	-
86	OHX	s8	303	-	0,6,6	0.00	-	0,15,15	0.00	-
86	OHX	sR	401	-	0,6,6	0.00	-	0,15,15	0.00	-

In the following table, the Chirals column lists the number of chiral outliers, the number of chiral centers analysed, the number of these observed in the model and the number defined in the chemical component dictionary. Similar counts are reported in the Torsion and Rings columns. '-' means no outliers of that kind were identified.

Mol	Type	Chain	Res	Link	Chirals	Torsions	Rings
86	OHX	1	3866	-	-	0/0/0/0	0/0/0/0
86	OHX	1	3867	-	-	0/0/0/0	0/0/0/0
86	OHX	1	3868	-	-	0/0/0/0	0/0/0/0
86	OHX	1	3869	-	-	0/0/0/0	0/0/0/0
86	OHX	1	3870	-	-	0/0/0/0	0/0/0/0
86	OHX	1	3871	-	-	0/0/0/0	0/0/0/0

Continued on next page...

Continued from previous page...

Mol	Type	Chain	Res	Link	Chirals	Torsions	Rings
86	OHX	1	3872	-	-	0/0/0/0	0/0/0/0
86	OHX	1	3873	-	-	0/0/0/0	0/0/0/0
86	OHX	1	3874	-	-	0/0/0/0	0/0/0/0
86	OHX	1	3875	-	-	0/0/0/0	0/0/0/0
86	OHX	1	3876	-	-	0/0/0/0	0/0/0/0
86	OHX	1	3877	-	-	0/0/0/0	0/0/0/0
86	OHX	1	3878	-	-	0/0/0/0	0/0/0/0
86	OHX	1	3879	-	-	0/0/0/0	0/0/0/0
86	OHX	1	3880	-	-	0/0/0/0	0/0/0/0
86	OHX	1	3881	-	-	0/0/0/0	0/0/0/0
86	OHX	1	3882	-	-	0/0/0/0	0/0/0/0
86	OHX	1	3883	-	-	0/0/0/0	0/0/0/0
86	OHX	1	3884	-	-	0/0/0/0	0/0/0/0
86	OHX	1	3885	-	-	0/0/0/0	0/0/0/0
86	OHX	1	3886	-	-	0/0/0/0	0/0/0/0
86	OHX	1	3887	-	-	0/0/0/0	0/0/0/0
86	OHX	1	3888	-	-	0/0/0/0	0/0/0/0
86	OHX	1	3889	-	-	0/0/0/0	0/0/0/0
86	OHX	1	3890	-	-	0/0/0/0	0/0/0/0
86	OHX	1	3891	-	-	0/0/0/0	0/0/0/0
86	OHX	1	3892	-	-	0/0/0/0	0/0/0/0
86	OHX	1	3893	-	-	0/0/0/0	0/0/0/0
86	OHX	1	3894	-	-	0/0/0/0	0/0/0/0
86	OHX	1	3895	-	-	0/0/0/0	0/0/0/0
86	OHX	1	3896	-	-	0/0/0/0	0/0/0/0
86	OHX	1	3897	-	-	0/0/0/0	0/0/0/0
86	OHX	1	3898	-	-	0/0/0/0	0/0/0/0
86	OHX	1	3899	-	-	0/0/0/0	0/0/0/0
86	OHX	1	3900	-	-	0/0/0/0	0/0/0/0
86	OHX	1	3901	-	-	0/0/0/0	0/0/0/0
86	OHX	1	3902	-	-	0/0/0/0	0/0/0/0
86	OHX	1	3903	-	-	0/0/0/0	0/0/0/0
86	OHX	1	3904	-	-	0/0/0/0	0/0/0/0
86	OHX	1	3905	-	-	0/0/0/0	0/0/0/0
86	OHX	1	3906	-	-	0/0/0/0	0/0/0/0
86	OHX	1	3907	-	-	0/0/0/0	0/0/0/0
86	OHX	1	3908	-	-	0/0/0/0	0/0/0/0
86	OHX	1	3909	-	-	0/0/0/0	0/0/0/0
86	OHX	1	3910	-	-	0/0/0/0	0/0/0/0
86	OHX	1	3911	-	-	0/0/0/0	0/0/0/0
86	OHX	1	3912	-	-	0/0/0/0	0/0/0/0
86	OHX	1	3913	-	-	0/0/0/0	0/0/0/0

Continued on next page...

Continued from previous page...

Mol	Type	Chain	Res	Link	Chirals	Torsions	Rings
86	OHX	1	3914	-	-	0/0/0/0	0/0/0/0
86	OHX	1	3915	-	-	0/0/0/0	0/0/0/0
86	OHX	1	3916	-	-	0/0/0/0	0/0/0/0
86	OHX	1	3917	-	-	0/0/0/0	0/0/0/0
86	OHX	1	3918	-	-	0/0/0/0	0/0/0/0
86	OHX	1	3919	-	-	0/0/0/0	0/0/0/0
86	OHX	1	3920	-	-	0/0/0/0	0/0/0/0
86	OHX	1	3921	-	-	0/0/0/0	0/0/0/0
86	OHX	1	3922	-	-	0/0/0/0	0/0/0/0
86	OHX	1	3923	-	-	0/0/0/0	0/0/0/0
86	OHX	1	3924	-	-	0/0/0/0	0/0/0/0
86	OHX	1	3925	-	-	0/0/0/0	0/0/0/0
86	OHX	1	3926	-	-	0/0/0/0	0/0/0/0
86	OHX	1	3927	-	-	0/0/0/0	0/0/0/0
86	OHX	1	3928	-	-	0/0/0/0	0/0/0/0
86	OHX	1	3929	-	-	0/0/0/0	0/0/0/0
86	OHX	1	3930	-	-	0/0/0/0	0/0/0/0
86	OHX	1	3931	-	-	0/0/0/0	0/0/0/0
86	OHX	1	3932	-	-	0/0/0/0	0/0/0/0
86	OHX	1	3933	-	-	0/0/0/0	0/0/0/0
86	OHX	1	3934	-	-	0/0/0/0	0/0/0/0
86	OHX	1	3935	-	-	0/0/0/0	0/0/0/0
86	OHX	1	3936	-	-	0/0/0/0	0/0/0/0
86	OHX	1	3937	-	-	0/0/0/0	0/0/0/0
86	OHX	1	3938	-	-	0/0/0/0	0/0/0/0
86	OHX	1	3939	-	-	0/0/0/0	0/0/0/0
86	OHX	1	3940	-	-	0/0/0/0	0/0/0/0
86	OHX	1	3941	-	-	0/0/0/0	0/0/0/0
86	OHX	1	3942	-	-	0/0/0/0	0/0/0/0
86	OHX	1	3943	-	-	0/0/0/0	0/0/0/0
86	OHX	1	3944	-	-	0/0/0/0	0/0/0/0
86	OHX	1	3945	-	-	0/0/0/0	0/0/0/0
86	OHX	1	3946	-	-	0/0/0/0	0/0/0/0
86	OHX	1	3947	-	-	0/0/0/0	0/0/0/0
86	OHX	1	3948	-	-	0/0/0/0	0/0/0/0
86	OHX	1	3949	-	-	0/0/0/0	0/0/0/0
86	OHX	1	3950	-	-	0/0/0/0	0/0/0/0
86	OHX	1	3951	-	-	0/0/0/0	0/0/0/0
86	OHX	1	3952	-	-	0/0/0/0	0/0/0/0
86	OHX	1	3953	-	-	0/0/0/0	0/0/0/0
86	OHX	1	3954	-	-	0/0/0/0	0/0/0/0
86	OHX	1	3955	-	-	0/0/0/0	0/0/0/0

Continued on next page...

Continued from previous page...

Mol	Type	Chain	Res	Link	Chirals	Torsions	Rings
86	OHX	1	3956	-	-	0/0/0/0	0/0/0/0
86	OHX	1	3957	-	-	0/0/0/0	0/0/0/0
86	OHX	1	3958	-	-	0/0/0/0	0/0/0/0
86	OHX	1	3959	-	-	0/0/0/0	0/0/0/0
86	OHX	1	3960	-	-	0/0/0/0	0/0/0/0
86	OHX	1	3961	-	-	0/0/0/0	0/0/0/0
86	OHX	1	3962	-	-	0/0/0/0	0/0/0/0
86	OHX	1	3963	-	-	0/0/0/0	0/0/0/0
86	OHX	1	3964	-	-	0/0/0/0	0/0/0/0
86	OHX	1	3965	-	-	0/0/0/0	0/0/0/0
86	OHX	1	3966	-	-	0/0/0/0	0/0/0/0
86	OHX	1	3967	-	-	0/0/0/0	0/0/0/0
86	OHX	1	3968	-	-	0/0/0/0	0/0/0/0
86	OHX	1	3969	-	-	0/0/0/0	0/0/0/0
86	OHX	1	3970	-	-	0/0/0/0	0/0/0/0
86	OHX	1	3971	-	-	0/0/0/0	0/0/0/0
86	OHX	1	3972	-	-	0/0/0/0	0/0/0/0
86	OHX	1	3973	-	-	0/0/0/0	0/0/0/0
86	OHX	1	3974	-	-	0/0/0/0	0/0/0/0
86	OHX	1	3975	-	-	0/0/0/0	0/0/0/0
86	OHX	1	3976	-	-	0/0/0/0	0/0/0/0
86	OHX	1	3977	-	-	0/0/0/0	0/0/0/0
86	OHX	1	3978	-	-	0/0/0/0	0/0/0/0
86	OHX	1	3979	-	-	0/0/0/0	0/0/0/0
86	OHX	1	3980	-	-	0/0/0/0	0/0/0/0
86	OHX	1	3981	-	-	0/0/0/0	0/0/0/0
86	OHX	1	3982	-	-	0/0/0/0	0/0/0/0
86	OHX	1	3983	-	-	0/0/0/0	0/0/0/0
86	OHX	1	3984	-	-	0/0/0/0	0/0/0/0
86	OHX	1	3985	-	-	0/0/0/0	0/0/0/0
86	OHX	1	3986	-	-	0/0/0/0	0/0/0/0
86	OHX	1	3987	-	-	0/0/0/0	0/0/0/0
86	OHX	1	3988	-	-	0/0/0/0	0/0/0/0
86	OHX	1	3989	-	-	0/0/0/0	0/0/0/0
86	OHX	1	3990	-	-	0/0/0/0	0/0/0/0
86	OHX	1	3991	-	-	0/0/0/0	0/0/0/0
86	OHX	1	3992	-	-	0/0/0/0	0/0/0/0
86	OHX	1	3993	-	-	0/0/0/0	0/0/0/0
86	OHX	1	3994	-	-	0/0/0/0	0/0/0/0
86	OHX	1	3995	-	-	0/0/0/0	0/0/0/0
86	OHX	1	3996	-	-	0/0/0/0	0/0/0/0
86	OHX	1	3997	-	-	0/0/0/0	0/0/0/0

Continued on next page...

Continued from previous page...

Mol	Type	Chain	Res	Link	Chirals	Torsions	Rings
86	OHX	1	3998	-	-	0/0/0/0	0/0/0/0
86	OHX	1	3999	-	-	0/0/0/0	0/0/0/0
86	OHX	1	4000	-	-	0/0/0/0	0/0/0/0
86	OHX	1	4001	-	-	0/0/0/0	0/0/0/0
86	OHX	1	4002	-	-	0/0/0/0	0/0/0/0
86	OHX	1	4003	-	-	0/0/0/0	0/0/0/0
86	OHX	1	4004	-	-	0/0/0/0	0/0/0/0
86	OHX	1	4005	-	-	0/0/0/0	0/0/0/0
86	OHX	1	4006	-	-	0/0/0/0	0/0/0/0
86	OHX	1	4007	-	-	0/0/0/0	0/0/0/0
86	OHX	1	4008	-	-	0/0/0/0	0/0/0/0
86	OHX	1	4009	-	-	0/0/0/0	0/0/0/0
86	OHX	1	4010	-	-	0/0/0/0	0/0/0/0
86	OHX	1	4011	-	-	0/0/0/0	0/0/0/0
86	OHX	1	4012	-	-	0/0/0/0	0/0/0/0
86	OHX	1	4013	-	-	0/0/0/0	0/0/0/0
86	OHX	1	4014	-	-	0/0/0/0	0/0/0/0
86	OHX	1	4015	-	-	0/0/0/0	0/0/0/0
86	OHX	1	4016	-	-	0/0/0/0	0/0/0/0
86	OHX	1	4017	-	-	0/0/0/0	0/0/0/0
86	OHX	1	4018	-	-	0/0/0/0	0/0/0/0
86	OHX	1	4019	-	-	0/0/0/0	0/0/0/0
86	OHX	1	4020	-	-	0/0/0/0	0/0/0/0
86	OHX	1	4021	-	-	0/0/0/0	0/0/0/0
86	OHX	1	4022	-	-	0/0/0/0	0/0/0/0
86	OHX	1	4023	-	-	0/0/0/0	0/0/0/0
86	OHX	1	4024	-	-	0/0/0/0	0/0/0/0
86	OHX	1	4025	-	-	0/0/0/0	0/0/0/0
86	OHX	1	4026	-	-	0/0/0/0	0/0/0/0
86	OHX	1	4027	-	-	0/0/0/0	0/0/0/0
86	OHX	1	4028	-	-	0/0/0/0	0/0/0/0
86	OHX	1	4029	-	-	0/0/0/0	0/0/0/0
86	OHX	1	4030	-	-	0/0/0/0	0/0/0/0
86	OHX	1	4031	-	-	0/0/0/0	0/0/0/0
86	OHX	1	4032	-	-	0/0/0/0	0/0/0/0
86	OHX	1	4033	-	-	0/0/0/0	0/0/0/0
86	OHX	1	4034	-	-	0/0/0/0	0/0/0/0
86	OHX	1	4035	-	-	0/0/0/0	0/0/0/0
86	OHX	1	4036	-	-	0/0/0/0	0/0/0/0
86	OHX	1	4037	-	-	0/0/0/0	0/0/0/0
86	OHX	1	4038	-	-	0/0/0/0	0/0/0/0
86	OHX	1	4039	-	-	0/0/0/0	0/0/0/0

Continued on next page...

Continued from previous page...

Mol	Type	Chain	Res	Link	Chirals	Torsions	Rings
86	OHX	1	4040	-	-	0/0/0/0	0/0/0/0
86	OHX	1	4041	-	-	0/0/0/0	0/0/0/0
86	OHX	1	4042	-	-	0/0/0/0	0/0/0/0
86	OHX	1	4043	-	-	0/0/0/0	0/0/0/0
86	OHX	1	4044	-	-	0/0/0/0	0/0/0/0
86	OHX	1	4045	-	-	0/0/0/0	0/0/0/0
86	OHX	1	4046	-	-	0/0/0/0	0/0/0/0
86	OHX	1	4047	-	-	0/0/0/0	0/0/0/0
86	OHX	1	4048	-	-	0/0/0/0	0/0/0/0
86	OHX	1	4049	-	-	0/0/0/0	0/0/0/0
86	OHX	1	4050	-	-	0/0/0/0	0/0/0/0
86	OHX	1	4051	-	-	0/0/0/0	0/0/0/0
86	OHX	1	4052	-	-	0/0/0/0	0/0/0/0
86	OHX	1	4053	-	-	0/0/0/0	0/0/0/0
86	OHX	1	4054	-	-	0/0/0/0	0/0/0/0
86	OHX	1	4055	-	-	0/0/0/0	0/0/0/0
86	OHX	1	4056	-	-	0/0/0/0	0/0/0/0
86	OHX	1	4057	-	-	0/0/0/0	0/0/0/0
86	OHX	1	4058	-	-	0/0/0/0	0/0/0/0
86	OHX	1	4059	-	-	0/0/0/0	0/0/0/0
86	OHX	1	4060	-	-	0/0/0/0	0/0/0/0
86	OHX	1	4061	-	-	0/0/0/0	0/0/0/0
86	OHX	1	4062	-	-	0/0/0/0	0/0/0/0
86	OHX	1	4063	-	-	0/0/0/0	0/0/0/0
86	OHX	1	4064	-	-	0/0/0/0	0/0/0/0
86	OHX	1	4065	-	-	0/0/0/0	0/0/0/0
86	OHX	1	4066	-	-	0/0/0/0	0/0/0/0
86	OHX	1	4067	-	-	0/0/0/0	0/0/0/0
86	OHX	1	4068	-	-	0/0/0/0	0/0/0/0
86	OHX	1	4069	-	-	0/0/0/0	0/0/0/0
86	OHX	1	4070	-	-	0/0/0/0	0/0/0/0
86	OHX	1	4071	-	-	0/0/0/0	0/0/0/0
86	OHX	1	4072	-	-	0/0/0/0	0/0/0/0
86	OHX	1	4073	-	-	0/0/0/0	0/0/0/0
86	OHX	1	4074	-	-	0/0/0/0	0/0/0/0
86	OHX	1	4075	-	-	0/0/0/0	0/0/0/0
86	OHX	1	4076	-	-	0/0/0/0	0/0/0/0
86	OHX	1	4077	-	-	0/0/0/0	0/0/0/0
86	OHX	1	4078	-	-	0/0/0/0	0/0/0/0
86	OHX	1	4079	-	-	0/0/0/0	0/0/0/0
86	OHX	1	4080	-	-	0/0/0/0	0/0/0/0
86	OHX	1	4081	-	-	0/0/0/0	0/0/0/0

Continued on next page...

Continued from previous page...

Mol	Type	Chain	Res	Link	Chirals	Torsions	Rings
86	OHX	1	4082	-	-	0/0/0/0	0/0/0/0
86	OHX	1	4083	-	-	0/0/0/0	0/0/0/0
86	OHX	1	4084	-	-	0/0/0/0	0/0/0/0
86	OHX	1	4085	-	-	0/0/0/0	0/0/0/0
86	OHX	1	4086	-	-	0/0/0/0	0/0/0/0
86	OHX	1	4087	-	-	0/0/0/0	0/0/0/0
86	OHX	1	4088	-	-	0/0/0/0	0/0/0/0
86	OHX	1	4089	-	-	0/0/0/0	0/0/0/0
86	OHX	1	4090	-	-	0/0/0/0	0/0/0/0
86	OHX	1	4091	-	-	0/0/0/0	0/0/0/0
86	OHX	1	4092	-	-	0/0/0/0	0/0/0/0
86	OHX	1	4093	-	-	0/0/0/0	0/0/0/0
86	OHX	1	4094	-	-	0/0/0/0	0/0/0/0
86	OHX	1	4095	-	-	0/0/0/0	0/0/0/0
86	OHX	1	4096	-	-	0/0/0/0	0/0/0/0
86	OHX	1	4097	-	-	0/0/0/0	0/0/0/0
86	OHX	1	4098	-	-	0/0/0/0	0/0/0/0
86	OHX	1	4099	-	-	0/0/0/0	0/0/0/0
86	OHX	1	4100	-	-	0/0/0/0	0/0/0/0
86	OHX	1	4101	-	-	0/0/0/0	0/0/0/0
86	OHX	1	4102	-	-	0/0/0/0	0/0/0/0
86	OHX	1	4103	-	-	0/0/0/0	0/0/0/0
86	OHX	1	4104	-	-	0/0/0/0	0/0/0/0
86	OHX	1	4105	-	-	0/0/0/0	0/0/0/0
86	OHX	1	4106	-	-	0/0/0/0	0/0/0/0
86	OHX	1	4107	-	-	0/0/0/0	0/0/0/0
86	OHX	1	4108	-	-	0/0/0/0	0/0/0/0
86	OHX	1	4109	-	-	0/0/0/0	0/0/0/0
86	OHX	1	4110	-	-	0/0/0/0	0/0/0/0
86	OHX	1	4111	-	-	0/0/0/0	0/0/0/0
86	OHX	1	4112	-	-	0/0/0/0	0/0/0/0
86	OHX	1	4113	-	-	0/0/0/0	0/0/0/0
86	OHX	1	4114	-	-	0/0/0/0	0/0/0/0
86	OHX	1	4115	-	-	0/0/0/0	0/0/0/0
86	OHX	1	4116	-	-	0/0/0/0	0/0/0/0
86	OHX	1	4117	-	-	0/0/0/0	0/0/0/0
86	OHX	1	4118	-	-	0/0/0/0	0/0/0/0
86	OHX	1	4119	-	-	0/0/0/0	0/0/0/0
86	OHX	1	4120	-	-	0/0/0/0	0/0/0/0
86	OHX	1	4121	-	-	0/0/0/0	0/0/0/0
86	OHX	1	4122	-	-	0/0/0/0	0/0/0/0
86	OHX	1	4123	-	-	0/0/0/0	0/0/0/0

Continued on next page...

Continued from previous page...

Mol	Type	Chain	Res	Link	Chirals	Torsions	Rings
86	OHX	1	4124	-	-	0/0/0/0	0/0/0/0
86	OHX	1	4125	-	-	0/0/0/0	0/0/0/0
86	OHX	1	4126	-	-	0/0/0/0	0/0/0/0
86	OHX	1	4127	-	-	0/0/0/0	0/0/0/0
86	OHX	1	4128	-	-	0/0/0/0	0/0/0/0
86	OHX	1	4129	-	-	0/0/0/0	0/0/0/0
86	OHX	1	4130	-	-	0/0/0/0	0/0/0/0
86	OHX	1	4131	-	-	0/0/0/0	0/0/0/0
86	OHX	1	4132	-	-	0/0/0/0	0/0/0/0
86	OHX	1	4133	-	-	0/0/0/0	0/0/0/0
86	OHX	1	4134	-	-	0/0/0/0	0/0/0/0
86	OHX	1	4135	-	-	0/0/0/0	0/0/0/0
86	OHX	1	4136	-	-	0/0/0/0	0/0/0/0
86	OHX	1	4137	-	-	0/0/0/0	0/0/0/0
86	OHX	1	4138	-	-	0/0/0/0	0/0/0/0
86	OHX	1	4139	-	-	0/0/0/0	0/0/0/0
86	OHX	1	4140	-	-	0/0/0/0	0/0/0/0
86	OHX	1	4141	-	-	0/0/0/0	0/0/0/0
86	OHX	1	4142	-	-	0/0/0/0	0/0/0/0
86	OHX	1	4143	-	-	0/0/0/0	0/0/0/0
86	OHX	1	4144	-	-	0/0/0/0	0/0/0/0
86	OHX	1	4145	-	-	0/0/0/0	0/0/0/0
86	OHX	1	4146	-	-	0/0/0/0	0/0/0/0
86	OHX	1	4147	-	-	0/0/0/0	0/0/0/0
86	OHX	1	4148	-	-	0/0/0/0	0/0/0/0
86	OHX	1	4149	-	-	0/0/0/0	0/0/0/0
86	OHX	1	4150	-	-	0/0/0/0	0/0/0/0
86	OHX	1	4151	-	-	0/0/0/0	0/0/0/0
86	OHX	1	4152	-	-	0/0/0/0	0/0/0/0
86	OHX	1	4153	-	-	0/0/0/0	0/0/0/0
86	OHX	1	4154	-	-	0/0/0/0	0/0/0/0
86	OHX	1	4155	-	-	0/0/0/0	0/0/0/0
86	OHX	1	4156	-	-	0/0/0/0	0/0/0/0
86	OHX	1	4157	-	-	0/0/0/0	0/0/0/0
86	OHX	1	4158	-	-	0/0/0/0	0/0/0/0
86	OHX	1	4159	-	-	0/0/0/0	0/0/0/0
86	OHX	1	4160	-	-	0/0/0/0	0/0/0/0
86	OHX	1	4161	-	-	0/0/0/0	0/0/0/0
86	OHX	1	4162	-	-	0/0/0/0	0/0/0/0
86	OHX	1	4163	-	-	0/0/0/0	0/0/0/0
86	OHX	1	4164	-	-	0/0/0/0	0/0/0/0
86	OHX	1	4165	-	-	0/0/0/0	0/0/0/0

Continued on next page...

Continued from previous page...

Mol	Type	Chain	Res	Link	Chirals	Torsions	Rings
86	OHX	1	4166	-	-	0/0/0/0	0/0/0/0
86	OHX	1	4167	-	-	0/0/0/0	0/0/0/0
86	OHX	1	4168	-	-	0/0/0/0	0/0/0/0
86	OHX	1	4169	-	-	0/0/0/0	0/0/0/0
86	OHX	1	4170	-	-	0/0/0/0	0/0/0/0
86	OHX	1	4171	-	-	0/0/0/0	0/0/0/0
86	OHX	1	4172	-	-	0/0/0/0	0/0/0/0
86	OHX	1	4173	-	-	0/0/0/0	0/0/0/0
86	OHX	1	4174	-	-	0/0/0/0	0/0/0/0
86	OHX	1	4175	-	-	0/0/0/0	0/0/0/0
86	OHX	1	4176	-	-	0/0/0/0	0/0/0/0
86	OHX	1	4177	-	-	0/0/0/0	0/0/0/0
86	OHX	1	4178	-	-	0/0/0/0	0/0/0/0
86	OHX	1	4179	-	-	0/0/0/0	0/0/0/0
86	OHX	1	4180	-	-	0/0/0/0	0/0/0/0
86	OHX	1	4181	-	-	0/0/0/0	0/0/0/0
86	OHX	1	4182	-	-	0/0/0/0	0/0/0/0
86	OHX	1	4183	-	-	0/0/0/0	0/0/0/0
86	OHX	1	4184	-	-	0/0/0/0	0/0/0/0
86	OHX	1	4185	-	-	0/0/0/0	0/0/0/0
86	OHX	1	4186	-	-	0/0/0/0	0/0/0/0
86	OHX	1	4187	-	-	0/0/0/0	0/0/0/0
86	OHX	1	4188	-	-	0/0/0/0	0/0/0/0
86	OHX	1	4189	-	-	0/0/0/0	0/0/0/0
86	OHX	1	4190	-	-	0/0/0/0	0/0/0/0
86	OHX	1	4191	-	-	0/0/0/0	0/0/0/0
86	OHX	1	4192	-	-	0/0/0/0	0/0/0/0
86	OHX	1	4193	-	-	0/0/0/0	0/0/0/0
86	OHX	1	4194	-	-	0/0/0/0	0/0/0/0
86	OHX	1	4195	-	-	0/0/0/0	0/0/0/0
86	OHX	1	4196	-	-	0/0/0/0	0/0/0/0
86	OHX	1	4197	-	-	0/0/0/0	0/0/0/0
86	OHX	1	4198	-	-	0/0/0/0	0/0/0/0
86	OHX	1	4199	-	-	0/0/0/0	0/0/0/0
86	OHX	1	4200	-	-	0/0/0/0	0/0/0/0
86	OHX	1	4201	-	-	0/0/0/0	0/0/0/0
86	OHX	1	4202	-	-	0/0/0/0	0/0/0/0
86	OHX	1	4203	-	-	0/0/0/0	0/0/0/0
86	OHX	1	4204	-	-	0/0/0/0	0/0/0/0
86	OHX	1	4205	-	-	0/0/0/0	0/0/0/0
86	OHX	1	4206	-	-	0/0/0/0	0/0/0/0
86	OHX	1	4207	-	-	0/0/0/0	0/0/0/0

Continued on next page...

Continued from previous page...

Mol	Type	Chain	Res	Link	Chirals	Torsions	Rings
86	OHX	1	4208	-	-	0/0/0/0	0/0/0/0
86	OHX	1	4209	-	-	0/0/0/0	0/0/0/0
86	OHX	1	4210	-	-	0/0/0/0	0/0/0/0
86	OHX	1	4211	-	-	0/0/0/0	0/0/0/0
86	OHX	1	4212	-	-	0/0/0/0	0/0/0/0
88	3J6	1	4213	85	-	0/3/68/68	0/1/4/4
86	OHX	2	2023	-	-	0/0/0/0	0/0/0/0
86	OHX	2	2024	-	-	0/0/0/0	0/0/0/0
86	OHX	2	2025	-	-	0/0/0/0	0/0/0/0
86	OHX	2	2026	-	-	0/0/0/0	0/0/0/0
86	OHX	2	2027	-	-	0/0/0/0	0/0/0/0
86	OHX	2	2028	-	-	0/0/0/0	0/0/0/0
86	OHX	2	2029	-	-	0/0/0/0	0/0/0/0
86	OHX	2	2030	-	-	0/0/0/0	0/0/0/0
86	OHX	2	2031	-	-	0/0/0/0	0/0/0/0
86	OHX	2	2032	-	-	0/0/0/0	0/0/0/0
86	OHX	2	2033	-	-	0/0/0/0	0/0/0/0
86	OHX	2	2034	-	-	0/0/0/0	0/0/0/0
86	OHX	2	2035	-	-	0/0/0/0	0/0/0/0
86	OHX	2	2036	-	-	0/0/0/0	0/0/0/0
86	OHX	2	2037	-	-	0/0/0/0	0/0/0/0
86	OHX	2	2038	-	-	0/0/0/0	0/0/0/0
86	OHX	2	2039	-	-	0/0/0/0	0/0/0/0
86	OHX	2	2040	-	-	0/0/0/0	0/0/0/0
86	OHX	2	2041	-	-	0/0/0/0	0/0/0/0
86	OHX	2	2042	-	-	0/0/0/0	0/0/0/0
86	OHX	2	2043	-	-	0/0/0/0	0/0/0/0
86	OHX	2	2044	-	-	0/0/0/0	0/0/0/0
86	OHX	2	2045	-	-	0/0/0/0	0/0/0/0
86	OHX	2	2046	-	-	0/0/0/0	0/0/0/0
86	OHX	2	2047	-	-	0/0/0/0	0/0/0/0
86	OHX	2	2048	-	-	0/0/0/0	0/0/0/0
86	OHX	2	2049	-	-	0/0/0/0	0/0/0/0
86	OHX	2	2050	-	-	0/0/0/0	0/0/0/0
86	OHX	2	2051	-	-	0/0/0/0	0/0/0/0
86	OHX	2	2052	-	-	0/0/0/0	0/0/0/0
86	OHX	2	2053	-	-	0/0/0/0	0/0/0/0
86	OHX	2	2054	-	-	0/0/0/0	0/0/0/0
86	OHX	2	2055	-	-	0/0/0/0	0/0/0/0
86	OHX	2	2056	-	-	0/0/0/0	0/0/0/0
86	OHX	2	2057	-	-	0/0/0/0	0/0/0/0
86	OHX	2	2058	-	-	0/0/0/0	0/0/0/0

Continued on next page...

Continued from previous page...

Mol	Type	Chain	Res	Link	Chirals	Torsions	Rings
86	OHX	2	2059	-	-	0/0/0/0	0/0/0/0
86	OHX	2	2060	-	-	0/0/0/0	0/0/0/0
86	OHX	2	2061	-	-	0/0/0/0	0/0/0/0
86	OHX	2	2062	-	-	0/0/0/0	0/0/0/0
86	OHX	2	2063	-	-	0/0/0/0	0/0/0/0
86	OHX	2	2064	-	-	0/0/0/0	0/0/0/0
86	OHX	2	2065	-	-	0/0/0/0	0/0/0/0
86	OHX	2	2066	-	-	0/0/0/0	0/0/0/0
86	OHX	2	2067	-	-	0/0/0/0	0/0/0/0
86	OHX	2	2068	-	-	0/0/0/0	0/0/0/0
86	OHX	2	2069	-	-	0/0/0/0	0/0/0/0
86	OHX	2	2070	-	-	0/0/0/0	0/0/0/0
86	OHX	2	2071	-	-	0/0/0/0	0/0/0/0
86	OHX	2	2072	-	-	0/0/0/0	0/0/0/0
86	OHX	2	2073	-	-	0/0/0/0	0/0/0/0
86	OHX	2	2074	-	-	0/0/0/0	0/0/0/0
86	OHX	2	2075	-	-	0/0/0/0	0/0/0/0
86	OHX	2	2076	-	-	0/0/0/0	0/0/0/0
86	OHX	2	2077	-	-	0/0/0/0	0/0/0/0
86	OHX	2	2078	-	-	0/0/0/0	0/0/0/0
86	OHX	2	2079	-	-	0/0/0/0	0/0/0/0
86	OHX	2	2080	-	-	0/0/0/0	0/0/0/0
86	OHX	2	2081	-	-	0/0/0/0	0/0/0/0
86	OHX	2	2082	-	-	0/0/0/0	0/0/0/0
86	OHX	2	2083	-	-	0/0/0/0	0/0/0/0
86	OHX	2	2084	-	-	0/0/0/0	0/0/0/0
86	OHX	2	2085	-	-	0/0/0/0	0/0/0/0
86	OHX	2	2086	-	-	0/0/0/0	0/0/0/0
86	OHX	2	2087	-	-	0/0/0/0	0/0/0/0
86	OHX	2	2088	-	-	0/0/0/0	0/0/0/0
86	OHX	2	2089	-	-	0/0/0/0	0/0/0/0
86	OHX	2	2090	-	-	0/0/0/0	0/0/0/0
86	OHX	2	2091	-	-	0/0/0/0	0/0/0/0
86	OHX	2	2092	-	-	0/0/0/0	0/0/0/0
86	OHX	2	2093	-	-	0/0/0/0	0/0/0/0
86	OHX	2	2094	-	-	0/0/0/0	0/0/0/0
86	OHX	2	2095	-	-	0/0/0/0	0/0/0/0
86	OHX	2	2096	-	-	0/0/0/0	0/0/0/0
86	OHX	2	2097	-	-	0/0/0/0	0/0/0/0
86	OHX	2	2098	-	-	0/0/0/0	0/0/0/0
86	OHX	2	2099	-	-	0/0/0/0	0/0/0/0
86	OHX	2	2100	-	-	0/0/0/0	0/0/0/0

Continued on next page...

Continued from previous page...

Mol	Type	Chain	Res	Link	Chirals	Torsions	Rings
86	OHX	2	2101	-	-	0/0/0/0	0/0/0/0
86	OHX	2	2102	-	-	0/0/0/0	0/0/0/0
86	OHX	2	2103	-	-	0/0/0/0	0/0/0/0
86	OHX	2	2104	-	-	0/0/0/0	0/0/0/0
86	OHX	2	2105	-	-	0/0/0/0	0/0/0/0
86	OHX	2	2106	-	-	0/0/0/0	0/0/0/0
86	OHX	2	2107	-	-	0/0/0/0	0/0/0/0
86	OHX	2	2108	-	-	0/0/0/0	0/0/0/0
86	OHX	2	2109	-	-	0/0/0/0	0/0/0/0
86	OHX	2	2110	-	-	0/0/0/0	0/0/0/0
86	OHX	2	2111	-	-	0/0/0/0	0/0/0/0
86	OHX	2	2112	-	-	0/0/0/0	0/0/0/0
86	OHX	2	2113	-	-	0/0/0/0	0/0/0/0
86	OHX	2	2114	-	-	0/0/0/0	0/0/0/0
86	OHX	2	2115	-	-	0/0/0/0	0/0/0/0
86	OHX	2	2116	-	-	0/0/0/0	0/0/0/0
86	OHX	2	2117	-	-	0/0/0/0	0/0/0/0
86	OHX	2	2118	-	-	0/0/0/0	0/0/0/0
86	OHX	2	2119	-	-	0/0/0/0	0/0/0/0
86	OHX	2	2120	-	-	0/0/0/0	0/0/0/0
86	OHX	2	2121	-	-	0/0/0/0	0/0/0/0
86	OHX	2	2122	-	-	0/0/0/0	0/0/0/0
86	OHX	2	2123	-	-	0/0/0/0	0/0/0/0
86	OHX	2	2124	-	-	0/0/0/0	0/0/0/0
86	OHX	2	2125	-	-	0/0/0/0	0/0/0/0
86	OHX	2	2126	-	-	0/0/0/0	0/0/0/0
86	OHX	2	2127	-	-	0/0/0/0	0/0/0/0
86	OHX	2	2128	-	-	0/0/0/0	0/0/0/0
86	OHX	2	2129	-	-	0/0/0/0	0/0/0/0
86	OHX	2	2130	-	-	0/0/0/0	0/0/0/0
86	OHX	2	2131	-	-	0/0/0/0	0/0/0/0
86	OHX	2	2132	-	-	0/0/0/0	0/0/0/0
86	OHX	2	2133	-	-	0/0/0/0	0/0/0/0
86	OHX	2	2134	-	-	0/0/0/0	0/0/0/0
86	OHX	2	2135	-	-	0/0/0/0	0/0/0/0
86	OHX	2	2136	-	-	0/0/0/0	0/0/0/0
86	OHX	2	2137	-	-	0/0/0/0	0/0/0/0
86	OHX	2	2138	-	-	0/0/0/0	0/0/0/0
86	OHX	2	2139	-	-	0/0/0/0	0/0/0/0
86	OHX	2	2140	-	-	0/0/0/0	0/0/0/0
86	OHX	2	2141	-	-	0/0/0/0	0/0/0/0
86	OHX	2	2142	-	-	0/0/0/0	0/0/0/0

Continued on next page...

Continued from previous page...

Mol	Type	Chain	Res	Link	Chirals	Torsions	Rings
86	OHX	2	2143	-	-	0/0/0/0	0/0/0/0
86	OHX	2	2144	-	-	0/0/0/0	0/0/0/0
86	OHX	2	2145	-	-	0/0/0/0	0/0/0/0
86	OHX	2	2146	-	-	0/0/0/0	0/0/0/0
86	OHX	2	2147	-	-	0/0/0/0	0/0/0/0
86	OHX	2	2148	-	-	0/0/0/0	0/0/0/0
86	OHX	2	2149	-	-	0/0/0/0	0/0/0/0
86	OHX	2	2150	-	-	0/0/0/0	0/0/0/0
86	OHX	2	2151	-	-	0/0/0/0	0/0/0/0
86	OHX	2	2152	-	-	0/0/0/0	0/0/0/0
86	OHX	2	2153	-	-	0/0/0/0	0/0/0/0
86	OHX	2	2154	-	-	0/0/0/0	0/0/0/0
86	OHX	2	2155	-	-	0/0/0/0	0/0/0/0
86	OHX	2	2156	-	-	0/0/0/0	0/0/0/0
86	OHX	2	2157	-	-	0/0/0/0	0/0/0/0
86	OHX	2	2158	-	-	0/0/0/0	0/0/0/0
86	OHX	2	2159	-	-	0/0/0/0	0/0/0/0
86	OHX	2	2160	-	-	0/0/0/0	0/0/0/0
86	OHX	2	2161	-	-	0/0/0/0	0/0/0/0
86	OHX	2	2162	-	-	0/0/0/0	0/0/0/0
86	OHX	2	2163	-	-	0/0/0/0	0/0/0/0
86	OHX	2	2164	-	-	0/0/0/0	0/0/0/0
86	OHX	2	2165	-	-	0/0/0/0	0/0/0/0
86	OHX	2	2166	-	-	0/0/0/0	0/0/0/0
86	OHX	2	2167	-	-	0/0/0/0	0/0/0/0
86	OHX	2	2168	-	-	0/0/0/0	0/0/0/0
86	OHX	2	2169	-	-	0/0/0/0	0/0/0/0
86	OHX	2	2170	-	-	0/0/0/0	0/0/0/0
86	OHX	2	2171	-	-	0/0/0/0	0/0/0/0
86	OHX	2	2172	-	-	0/0/0/0	0/0/0/0
86	OHX	2	2173	-	-	0/0/0/0	0/0/0/0
86	OHX	2	2174	-	-	0/0/0/0	0/0/0/0
86	OHX	2	2175	-	-	0/0/0/0	0/0/0/0
86	OHX	2	2176	-	-	0/0/0/0	0/0/0/0
86	OHX	2	2177	-	-	0/0/0/0	0/0/0/0
86	OHX	2	2178	-	-	0/0/0/0	0/0/0/0
86	OHX	2	2179	-	-	0/0/0/0	0/0/0/0
86	OHX	3	215	-	-	0/0/0/0	0/0/0/0
86	OHX	3	216	-	-	0/0/0/0	0/0/0/0
86	OHX	3	217	-	-	0/0/0/0	0/0/0/0
86	OHX	3	218	-	-	0/0/0/0	0/0/0/0
86	OHX	3	219	-	-	0/0/0/0	0/0/0/0

Continued on next page...

Continued from previous page...

Mol	Type	Chain	Res	Link	Chirals	Torsions	Rings
86	OHX	3	220	-	-	0/0/0/0	0/0/0/0
86	OHX	3	221	-	-	0/0/0/0	0/0/0/0
86	OHX	3	222	-	-	0/0/0/0	0/0/0/0
86	OHX	3	223	-	-	0/0/0/0	0/0/0/0
86	OHX	3	224	-	-	0/0/0/0	0/0/0/0
86	OHX	3	225	-	-	0/0/0/0	0/0/0/0
86	OHX	3	226	-	-	0/0/0/0	0/0/0/0
86	OHX	4	221	-	-	0/0/0/0	0/0/0/0
86	OHX	4	222	-	-	0/0/0/0	0/0/0/0
86	OHX	4	223	-	-	0/0/0/0	0/0/0/0
86	OHX	4	224	-	-	0/0/0/0	0/0/0/0
86	OHX	4	225	-	-	0/0/0/0	0/0/0/0
86	OHX	4	226	-	-	0/0/0/0	0/0/0/0
86	OHX	4	227	-	-	0/0/0/0	0/0/0/0
86	OHX	4	228	-	-	0/0/0/0	0/0/0/0
86	OHX	4	229	-	-	0/0/0/0	0/0/0/0
86	OHX	4	230	-	-	0/0/0/0	0/0/0/0
86	OHX	4	231	-	-	0/0/0/0	0/0/0/0
86	OHX	4	232	-	-	0/0/0/0	0/0/0/0
86	OHX	4	233	-	-	0/0/0/0	0/0/0/0
86	OHX	4	234	-	-	0/0/0/0	0/0/0/0
86	OHX	4	235	-	-	0/0/0/0	0/0/0/0
86	OHX	4	236	-	-	0/0/0/0	0/0/0/0
86	OHX	5	3893	-	-	0/0/0/0	0/0/0/0
86	OHX	5	3894	-	-	0/0/0/0	0/0/0/0
86	OHX	5	3895	-	-	0/0/0/0	0/0/0/0
86	OHX	5	3896	-	-	0/0/0/0	0/0/0/0
86	OHX	5	3897	-	-	0/0/0/0	0/0/0/0
86	OHX	5	3898	-	-	0/0/0/0	0/0/0/0
86	OHX	5	3899	-	-	0/0/0/0	0/0/0/0
86	OHX	5	3900	-	-	0/0/0/0	0/0/0/0
86	OHX	5	3901	-	-	0/0/0/0	0/0/0/0
86	OHX	5	3902	-	-	0/0/0/0	0/0/0/0
86	OHX	5	3903	-	-	0/0/0/0	0/0/0/0
86	OHX	5	3904	-	-	0/0/0/0	0/0/0/0
86	OHX	5	3905	-	-	0/0/0/0	0/0/0/0
86	OHX	5	3906	-	-	0/0/0/0	0/0/0/0
86	OHX	5	3907	-	-	0/0/0/0	0/0/0/0
86	OHX	5	3908	-	-	0/0/0/0	0/0/0/0
86	OHX	5	3909	-	-	0/0/0/0	0/0/0/0
86	OHX	5	3910	-	-	0/0/0/0	0/0/0/0
86	OHX	5	3911	-	-	0/0/0/0	0/0/0/0

Continued on next page...

Continued from previous page...

Mol	Type	Chain	Res	Link	Chirals	Torsions	Rings
86	OHX	5	3912	-	-	0/0/0/0	0/0/0/0
86	OHX	5	3913	-	-	0/0/0/0	0/0/0/0
86	OHX	5	3914	-	-	0/0/0/0	0/0/0/0
86	OHX	5	3915	-	-	0/0/0/0	0/0/0/0
86	OHX	5	3916	-	-	0/0/0/0	0/0/0/0
86	OHX	5	3917	-	-	0/0/0/0	0/0/0/0
86	OHX	5	3918	-	-	0/0/0/0	0/0/0/0
86	OHX	5	3919	-	-	0/0/0/0	0/0/0/0
86	OHX	5	3920	-	-	0/0/0/0	0/0/0/0
86	OHX	5	3921	-	-	0/0/0/0	0/0/0/0
86	OHX	5	3922	-	-	0/0/0/0	0/0/0/0
86	OHX	5	3923	-	-	0/0/0/0	0/0/0/0
86	OHX	5	3924	-	-	0/0/0/0	0/0/0/0
86	OHX	5	3925	-	-	0/0/0/0	0/0/0/0
86	OHX	5	3926	-	-	0/0/0/0	0/0/0/0
86	OHX	5	3927	-	-	0/0/0/0	0/0/0/0
86	OHX	5	3928	-	-	0/0/0/0	0/0/0/0
86	OHX	5	3929	-	-	0/0/0/0	0/0/0/0
86	OHX	5	3930	-	-	0/0/0/0	0/0/0/0
86	OHX	5	3931	-	-	0/0/0/0	0/0/0/0
86	OHX	5	3932	-	-	0/0/0/0	0/0/0/0
86	OHX	5	3933	-	-	0/0/0/0	0/0/0/0
86	OHX	5	3934	-	-	0/0/0/0	0/0/0/0
86	OHX	5	3935	-	-	0/0/0/0	0/0/0/0
86	OHX	5	3936	-	-	0/0/0/0	0/0/0/0
86	OHX	5	3937	-	-	0/0/0/0	0/0/0/0
86	OHX	5	3938	-	-	0/0/0/0	0/0/0/0
86	OHX	5	3939	-	-	0/0/0/0	0/0/0/0
86	OHX	5	3940	-	-	0/0/0/0	0/0/0/0
86	OHX	5	3941	-	-	0/0/0/0	0/0/0/0
86	OHX	5	3942	-	-	0/0/0/0	0/0/0/0
86	OHX	5	3943	-	-	0/0/0/0	0/0/0/0
86	OHX	5	3944	-	-	0/0/0/0	0/0/0/0
86	OHX	5	3945	-	-	0/0/0/0	0/0/0/0
86	OHX	5	3946	-	-	0/0/0/0	0/0/0/0
86	OHX	5	3947	-	-	0/0/0/0	0/0/0/0
86	OHX	5	3948	-	-	0/0/0/0	0/0/0/0
86	OHX	5	3949	-	-	0/0/0/0	0/0/0/0
86	OHX	5	3950	-	-	0/0/0/0	0/0/0/0
86	OHX	5	3951	-	-	0/0/0/0	0/0/0/0
86	OHX	5	3952	-	-	0/0/0/0	0/0/0/0
86	OHX	5	3953	-	-	0/0/0/0	0/0/0/0

Continued on next page...

Continued from previous page...

Mol	Type	Chain	Res	Link	Chirals	Torsions	Rings
86	OHX	5	3954	-	-	0/0/0/0	0/0/0/0
86	OHX	5	3955	-	-	0/0/0/0	0/0/0/0
86	OHX	5	3956	-	-	0/0/0/0	0/0/0/0
86	OHX	5	3957	-	-	0/0/0/0	0/0/0/0
86	OHX	5	3958	-	-	0/0/0/0	0/0/0/0
86	OHX	5	3959	-	-	0/0/0/0	0/0/0/0
86	OHX	5	3960	-	-	0/0/0/0	0/0/0/0
86	OHX	5	3961	-	-	0/0/0/0	0/0/0/0
86	OHX	5	3962	-	-	0/0/0/0	0/0/0/0
86	OHX	5	3963	-	-	0/0/0/0	0/0/0/0
86	OHX	5	3964	-	-	0/0/0/0	0/0/0/0
86	OHX	5	3965	-	-	0/0/0/0	0/0/0/0
86	OHX	5	3966	-	-	0/0/0/0	0/0/0/0
86	OHX	5	3967	-	-	0/0/0/0	0/0/0/0
86	OHX	5	3968	-	-	0/0/0/0	0/0/0/0
86	OHX	5	3969	-	-	0/0/0/0	0/0/0/0
86	OHX	5	3970	-	-	0/0/0/0	0/0/0/0
86	OHX	5	3971	-	-	0/0/0/0	0/0/0/0
86	OHX	5	3972	-	-	0/0/0/0	0/0/0/0
86	OHX	5	3973	-	-	0/0/0/0	0/0/0/0
86	OHX	5	3974	-	-	0/0/0/0	0/0/0/0
86	OHX	5	3975	-	-	0/0/0/0	0/0/0/0
86	OHX	5	3976	-	-	0/0/0/0	0/0/0/0
86	OHX	5	3977	-	-	0/0/0/0	0/0/0/0
86	OHX	5	3978	-	-	0/0/0/0	0/0/0/0
86	OHX	5	3979	-	-	0/0/0/0	0/0/0/0
86	OHX	5	3980	-	-	0/0/0/0	0/0/0/0
86	OHX	5	3981	-	-	0/0/0/0	0/0/0/0
86	OHX	5	3982	-	-	0/0/0/0	0/0/0/0
86	OHX	5	3983	-	-	0/0/0/0	0/0/0/0
86	OHX	5	3984	-	-	0/0/0/0	0/0/0/0
86	OHX	5	3985	-	-	0/0/0/0	0/0/0/0
86	OHX	5	3986	-	-	0/0/0/0	0/0/0/0
86	OHX	5	3987	-	-	0/0/0/0	0/0/0/0
86	OHX	5	3988	-	-	0/0/0/0	0/0/0/0
86	OHX	5	3989	-	-	0/0/0/0	0/0/0/0
86	OHX	5	3990	-	-	0/0/0/0	0/0/0/0
86	OHX	5	3991	-	-	0/0/0/0	0/0/0/0
86	OHX	5	3992	-	-	0/0/0/0	0/0/0/0
86	OHX	5	3993	-	-	0/0/0/0	0/0/0/0
86	OHX	5	3994	-	-	0/0/0/0	0/0/0/0
86	OHX	5	3995	-	-	0/0/0/0	0/0/0/0

Continued on next page...

Continued from previous page...

Mol	Type	Chain	Res	Link	Chirals	Torsions	Rings
86	OHX	5	3996	-	-	0/0/0/0	0/0/0/0
86	OHX	5	3997	-	-	0/0/0/0	0/0/0/0
86	OHX	5	3998	-	-	0/0/0/0	0/0/0/0
86	OHX	5	3999	-	-	0/0/0/0	0/0/0/0
86	OHX	5	4000	-	-	0/0/0/0	0/0/0/0
86	OHX	5	4001	-	-	0/0/0/0	0/0/0/0
86	OHX	5	4002	-	-	0/0/0/0	0/0/0/0
86	OHX	5	4003	-	-	0/0/0/0	0/0/0/0
86	OHX	5	4004	-	-	0/0/0/0	0/0/0/0
86	OHX	5	4005	-	-	0/0/0/0	0/0/0/0
86	OHX	5	4006	-	-	0/0/0/0	0/0/0/0
86	OHX	5	4007	-	-	0/0/0/0	0/0/0/0
86	OHX	5	4008	-	-	0/0/0/0	0/0/0/0
86	OHX	5	4009	-	-	0/0/0/0	0/0/0/0
86	OHX	5	4010	-	-	0/0/0/0	0/0/0/0
86	OHX	5	4011	-	-	0/0/0/0	0/0/0/0
86	OHX	5	4012	-	-	0/0/0/0	0/0/0/0
86	OHX	5	4013	-	-	0/0/0/0	0/0/0/0
86	OHX	5	4014	-	-	0/0/0/0	0/0/0/0
86	OHX	5	4015	-	-	0/0/0/0	0/0/0/0
86	OHX	5	4016	-	-	0/0/0/0	0/0/0/0
86	OHX	5	4017	-	-	0/0/0/0	0/0/0/0
86	OHX	5	4018	-	-	0/0/0/0	0/0/0/0
86	OHX	5	4019	-	-	0/0/0/0	0/0/0/0
86	OHX	5	4020	-	-	0/0/0/0	0/0/0/0
86	OHX	5	4021	-	-	0/0/0/0	0/0/0/0
86	OHX	5	4022	-	-	0/0/0/0	0/0/0/0
86	OHX	5	4023	-	-	0/0/0/0	0/0/0/0
86	OHX	5	4024	-	-	0/0/0/0	0/0/0/0
86	OHX	5	4025	-	-	0/0/0/0	0/0/0/0
86	OHX	5	4026	-	-	0/0/0/0	0/0/0/0
86	OHX	5	4027	-	-	0/0/0/0	0/0/0/0
86	OHX	5	4028	-	-	0/0/0/0	0/0/0/0
86	OHX	5	4029	-	-	0/0/0/0	0/0/0/0
86	OHX	5	4030	-	-	0/0/0/0	0/0/0/0
86	OHX	5	4031	-	-	0/0/0/0	0/0/0/0
86	OHX	5	4032	-	-	0/0/0/0	0/0/0/0
86	OHX	5	4033	-	-	0/0/0/0	0/0/0/0
86	OHX	5	4034	-	-	0/0/0/0	0/0/0/0
86	OHX	5	4035	-	-	0/0/0/0	0/0/0/0
86	OHX	5	4036	-	-	0/0/0/0	0/0/0/0
86	OHX	5	4037	-	-	0/0/0/0	0/0/0/0

Continued on next page...

Continued from previous page...

Mol	Type	Chain	Res	Link	Chirals	Torsions	Rings
86	OHX	5	4038	-	-	0/0/0/0	0/0/0/0
86	OHX	5	4039	-	-	0/0/0/0	0/0/0/0
86	OHX	5	4040	-	-	0/0/0/0	0/0/0/0
86	OHX	5	4041	-	-	0/0/0/0	0/0/0/0
86	OHX	5	4042	-	-	0/0/0/0	0/0/0/0
86	OHX	5	4043	-	-	0/0/0/0	0/0/0/0
86	OHX	5	4044	-	-	0/0/0/0	0/0/0/0
86	OHX	5	4045	-	-	0/0/0/0	0/0/0/0
86	OHX	5	4046	-	-	0/0/0/0	0/0/0/0
86	OHX	5	4047	-	-	0/0/0/0	0/0/0/0
86	OHX	5	4048	-	-	0/0/0/0	0/0/0/0
86	OHX	5	4049	-	-	0/0/0/0	0/0/0/0
86	OHX	5	4050	-	-	0/0/0/0	0/0/0/0
86	OHX	5	4051	-	-	0/0/0/0	0/0/0/0
86	OHX	5	4052	-	-	0/0/0/0	0/0/0/0
86	OHX	5	4053	-	-	0/0/0/0	0/0/0/0
86	OHX	5	4054	-	-	0/0/0/0	0/0/0/0
86	OHX	5	4055	-	-	0/0/0/0	0/0/0/0
86	OHX	5	4056	-	-	0/0/0/0	0/0/0/0
86	OHX	5	4057	-	-	0/0/0/0	0/0/0/0
86	OHX	5	4058	-	-	0/0/0/0	0/0/0/0
86	OHX	5	4059	-	-	0/0/0/0	0/0/0/0
86	OHX	5	4060	-	-	0/0/0/0	0/0/0/0
86	OHX	5	4061	-	-	0/0/0/0	0/0/0/0
86	OHX	5	4062	-	-	0/0/0/0	0/0/0/0
86	OHX	5	4063	-	-	0/0/0/0	0/0/0/0
86	OHX	5	4064	-	-	0/0/0/0	0/0/0/0
86	OHX	5	4065	-	-	0/0/0/0	0/0/0/0
86	OHX	5	4066	-	-	0/0/0/0	0/0/0/0
86	OHX	5	4067	-	-	0/0/0/0	0/0/0/0
86	OHX	5	4068	-	-	0/0/0/0	0/0/0/0
86	OHX	5	4069	-	-	0/0/0/0	0/0/0/0
86	OHX	5	4070	-	-	0/0/0/0	0/0/0/0
86	OHX	5	4071	-	-	0/0/0/0	0/0/0/0
86	OHX	5	4072	-	-	0/0/0/0	0/0/0/0
86	OHX	5	4073	-	-	0/0/0/0	0/0/0/0
86	OHX	5	4074	-	-	0/0/0/0	0/0/0/0
86	OHX	5	4075	-	-	0/0/0/0	0/0/0/0
86	OHX	5	4076	-	-	0/0/0/0	0/0/0/0
86	OHX	5	4077	-	-	0/0/0/0	0/0/0/0
86	OHX	5	4078	-	-	0/0/0/0	0/0/0/0
86	OHX	5	4079	-	-	0/0/0/0	0/0/0/0

Continued on next page...

Continued from previous page...

Mol	Type	Chain	Res	Link	Chirals	Torsions	Rings
86	OHX	5	4080	-	-	0/0/0/0	0/0/0/0
86	OHX	5	4081	-	-	0/0/0/0	0/0/0/0
86	OHX	5	4082	-	-	0/0/0/0	0/0/0/0
86	OHX	5	4083	-	-	0/0/0/0	0/0/0/0
86	OHX	5	4084	-	-	0/0/0/0	0/0/0/0
86	OHX	5	4085	-	-	0/0/0/0	0/0/0/0
86	OHX	5	4086	-	-	0/0/0/0	0/0/0/0
86	OHX	5	4087	-	-	0/0/0/0	0/0/0/0
86	OHX	5	4088	-	-	0/0/0/0	0/0/0/0
86	OHX	5	4089	-	-	0/0/0/0	0/0/0/0
86	OHX	5	4090	-	-	0/0/0/0	0/0/0/0
86	OHX	5	4091	-	-	0/0/0/0	0/0/0/0
86	OHX	5	4092	-	-	0/0/0/0	0/0/0/0
86	OHX	5	4093	-	-	0/0/0/0	0/0/0/0
86	OHX	5	4094	-	-	0/0/0/0	0/0/0/0
86	OHX	5	4095	-	-	0/0/0/0	0/0/0/0
86	OHX	5	4096	-	-	0/0/0/0	0/0/0/0
86	OHX	5	4097	-	-	0/0/0/0	0/0/0/0
86	OHX	5	4098	-	-	0/0/0/0	0/0/0/0
86	OHX	5	4099	-	-	0/0/0/0	0/0/0/0
86	OHX	5	4100	-	-	0/0/0/0	0/0/0/0
86	OHX	5	4101	-	-	0/0/0/0	0/0/0/0
86	OHX	5	4102	-	-	0/0/0/0	0/0/0/0
86	OHX	5	4103	-	-	0/0/0/0	0/0/0/0
86	OHX	5	4104	-	-	0/0/0/0	0/0/0/0
86	OHX	5	4105	-	-	0/0/0/0	0/0/0/0
86	OHX	5	4106	-	-	0/0/0/0	0/0/0/0
86	OHX	5	4107	-	-	0/0/0/0	0/0/0/0
86	OHX	5	4108	-	-	0/0/0/0	0/0/0/0
86	OHX	5	4109	-	-	0/0/0/0	0/0/0/0
86	OHX	5	4110	-	-	0/0/0/0	0/0/0/0
86	OHX	5	4111	-	-	0/0/0/0	0/0/0/0
86	OHX	5	4112	-	-	0/0/0/0	0/0/0/0
86	OHX	5	4113	-	-	0/0/0/0	0/0/0/0
86	OHX	5	4114	-	-	0/0/0/0	0/0/0/0
86	OHX	5	4115	-	-	0/0/0/0	0/0/0/0
86	OHX	5	4116	-	-	0/0/0/0	0/0/0/0
86	OHX	5	4117	-	-	0/0/0/0	0/0/0/0
86	OHX	5	4118	-	-	0/0/0/0	0/0/0/0
86	OHX	5	4119	-	-	0/0/0/0	0/0/0/0
86	OHX	5	4120	-	-	0/0/0/0	0/0/0/0
86	OHX	5	4121	-	-	0/0/0/0	0/0/0/0

Continued on next page...

Continued from previous page...

Mol	Type	Chain	Res	Link	Chirals	Torsions	Rings
86	OHX	5	4122	-	-	0/0/0/0	0/0/0/0
86	OHX	5	4123	-	-	0/0/0/0	0/0/0/0
86	OHX	5	4124	-	-	0/0/0/0	0/0/0/0
86	OHX	5	4125	-	-	0/0/0/0	0/0/0/0
86	OHX	5	4126	-	-	0/0/0/0	0/0/0/0
86	OHX	5	4127	-	-	0/0/0/0	0/0/0/0
86	OHX	5	4128	-	-	0/0/0/0	0/0/0/0
86	OHX	5	4129	-	-	0/0/0/0	0/0/0/0
86	OHX	5	4130	-	-	0/0/0/0	0/0/0/0
86	OHX	5	4131	-	-	0/0/0/0	0/0/0/0
86	OHX	5	4132	-	-	0/0/0/0	0/0/0/0
86	OHX	5	4133	-	-	0/0/0/0	0/0/0/0
86	OHX	5	4134	-	-	0/0/0/0	0/0/0/0
86	OHX	5	4135	-	-	0/0/0/0	0/0/0/0
86	OHX	5	4136	-	-	0/0/0/0	0/0/0/0
86	OHX	5	4137	-	-	0/0/0/0	0/0/0/0
86	OHX	5	4138	-	-	0/0/0/0	0/0/0/0
86	OHX	5	4139	-	-	0/0/0/0	0/0/0/0
86	OHX	5	4140	-	-	0/0/0/0	0/0/0/0
86	OHX	5	4141	-	-	0/0/0/0	0/0/0/0
86	OHX	5	4142	-	-	0/0/0/0	0/0/0/0
86	OHX	5	4143	-	-	0/0/0/0	0/0/0/0
86	OHX	5	4144	-	-	0/0/0/0	0/0/0/0
86	OHX	5	4145	-	-	0/0/0/0	0/0/0/0
86	OHX	5	4146	-	-	0/0/0/0	0/0/0/0
86	OHX	5	4147	-	-	0/0/0/0	0/0/0/0
86	OHX	5	4148	-	-	0/0/0/0	0/0/0/0
86	OHX	5	4149	-	-	0/0/0/0	0/0/0/0
86	OHX	5	4150	-	-	0/0/0/0	0/0/0/0
86	OHX	5	4151	-	-	0/0/0/0	0/0/0/0
86	OHX	5	4152	-	-	0/0/0/0	0/0/0/0
86	OHX	5	4153	-	-	0/0/0/0	0/0/0/0
86	OHX	5	4154	-	-	0/0/0/0	0/0/0/0
86	OHX	5	4155	-	-	0/0/0/0	0/0/0/0
86	OHX	5	4156	-	-	0/0/0/0	0/0/0/0
86	OHX	5	4157	-	-	0/0/0/0	0/0/0/0
86	OHX	5	4158	-	-	0/0/0/0	0/0/0/0
86	OHX	5	4159	-	-	0/0/0/0	0/0/0/0
86	OHX	5	4160	-	-	0/0/0/0	0/0/0/0
86	OHX	5	4161	-	-	0/0/0/0	0/0/0/0
86	OHX	5	4162	-	-	0/0/0/0	0/0/0/0
86	OHX	5	4163	-	-	0/0/0/0	0/0/0/0

Continued on next page...

Continued from previous page...

Mol	Type	Chain	Res	Link	Chirals	Torsions	Rings
86	OHX	5	4164	-	-	0/0/0/0	0/0/0/0
86	OHX	5	4165	-	-	0/0/0/0	0/0/0/0
86	OHX	5	4166	-	-	0/0/0/0	0/0/0/0
86	OHX	5	4167	-	-	0/0/0/0	0/0/0/0
86	OHX	5	4168	-	-	0/0/0/0	0/0/0/0
86	OHX	5	4169	-	-	0/0/0/0	0/0/0/0
86	OHX	5	4170	-	-	0/0/0/0	0/0/0/0
86	OHX	5	4171	-	-	0/0/0/0	0/0/0/0
86	OHX	5	4172	-	-	0/0/0/0	0/0/0/0
86	OHX	5	4173	-	-	0/0/0/0	0/0/0/0
86	OHX	5	4174	-	-	0/0/0/0	0/0/0/0
86	OHX	5	4175	-	-	0/0/0/0	0/0/0/0
86	OHX	5	4176	-	-	0/0/0/0	0/0/0/0
86	OHX	5	4177	-	-	0/0/0/0	0/0/0/0
86	OHX	5	4178	-	-	0/0/0/0	0/0/0/0
86	OHX	5	4179	-	-	0/0/0/0	0/0/0/0
86	OHX	5	4180	-	-	0/0/0/0	0/0/0/0
86	OHX	5	4181	-	-	0/0/0/0	0/0/0/0
86	OHX	5	4182	-	-	0/0/0/0	0/0/0/0
86	OHX	5	4183	-	-	0/0/0/0	0/0/0/0
86	OHX	5	4184	-	-	0/0/0/0	0/0/0/0
86	OHX	5	4185	-	-	0/0/0/0	0/0/0/0
86	OHX	5	4186	-	-	0/0/0/0	0/0/0/0
86	OHX	5	4187	-	-	0/0/0/0	0/0/0/0
86	OHX	5	4188	-	-	0/0/0/0	0/0/0/0
86	OHX	5	4189	-	-	0/0/0/0	0/0/0/0
86	OHX	5	4190	-	-	0/0/0/0	0/0/0/0
86	OHX	5	4191	-	-	0/0/0/0	0/0/0/0
86	OHX	5	4192	-	-	0/0/0/0	0/0/0/0
86	OHX	5	4193	-	-	0/0/0/0	0/0/0/0
86	OHX	5	4194	-	-	0/0/0/0	0/0/0/0
86	OHX	5	4195	-	-	0/0/0/0	0/0/0/0
86	OHX	5	4196	-	-	0/0/0/0	0/0/0/0
86	OHX	5	4197	-	-	0/0/0/0	0/0/0/0
86	OHX	5	4198	-	-	0/0/0/0	0/0/0/0
86	OHX	5	4199	-	-	0/0/0/0	0/0/0/0
86	OHX	5	4200	-	-	0/0/0/0	0/0/0/0
86	OHX	5	4201	-	-	0/0/0/0	0/0/0/0
86	OHX	5	4202	-	-	0/0/0/0	0/0/0/0
86	OHX	5	4203	-	-	0/0/0/0	0/0/0/0
86	OHX	5	4204	-	-	0/0/0/0	0/0/0/0
86	OHX	5	4205	-	-	0/0/0/0	0/0/0/0

Continued on next page...

Continued from previous page...

Mol	Type	Chain	Res	Link	Chirals	Torsions	Rings
86	OHX	5	4206	-	-	0/0/0/0	0/0/0/0
86	OHX	5	4207	-	-	0/0/0/0	0/0/0/0
86	OHX	5	4208	-	-	0/0/0/0	0/0/0/0
86	OHX	5	4209	-	-	0/0/0/0	0/0/0/0
86	OHX	5	4210	-	-	0/0/0/0	0/0/0/0
86	OHX	5	4211	-	-	0/0/0/0	0/0/0/0
86	OHX	5	4212	-	-	0/0/0/0	0/0/0/0
86	OHX	5	4213	-	-	0/0/0/0	0/0/0/0
86	OHX	5	4214	-	-	0/0/0/0	0/0/0/0
86	OHX	5	4215	-	-	0/0/0/0	0/0/0/0
86	OHX	5	4216	-	-	0/0/0/0	0/0/0/0
86	OHX	5	4217	-	-	0/0/0/0	0/0/0/0
86	OHX	5	4218	-	-	0/0/0/0	0/0/0/0
86	OHX	5	4219	-	-	0/0/0/0	0/0/0/0
86	OHX	5	4220	-	-	0/0/0/0	0/0/0/0
86	OHX	5	4221	-	-	0/0/0/0	0/0/0/0
86	OHX	5	4222	-	-	0/0/0/0	0/0/0/0
86	OHX	5	4223	-	-	0/0/0/0	0/0/0/0
86	OHX	5	4224	-	-	0/0/0/0	0/0/0/0
86	OHX	5	4225	-	-	0/0/0/0	0/0/0/0
86	OHX	5	4226	-	-	0/0/0/0	0/0/0/0
86	OHX	5	4227	-	-	0/0/0/0	0/0/0/0
86	OHX	5	4228	-	-	0/0/0/0	0/0/0/0
86	OHX	5	4229	-	-	0/0/0/0	0/0/0/0
86	OHX	5	4230	-	-	0/0/0/0	0/0/0/0
86	OHX	5	4231	-	-	0/0/0/0	0/0/0/0
86	OHX	5	4232	-	-	0/0/0/0	0/0/0/0
86	OHX	5	4233	-	-	0/0/0/0	0/0/0/0
86	OHX	5	4234	-	-	0/0/0/0	0/0/0/0
86	OHX	5	4235	-	-	0/0/0/0	0/0/0/0
86	OHX	5	4236	-	-	0/0/0/0	0/0/0/0
86	OHX	5	4237	-	-	0/0/0/0	0/0/0/0
86	OHX	5	4238	-	-	0/0/0/0	0/0/0/0
86	OHX	5	4239	-	-	0/0/0/0	0/0/0/0
86	OHX	5	4240	-	-	0/0/0/0	0/0/0/0
86	OHX	5	4241	-	-	0/0/0/0	0/0/0/0
86	OHX	5	4242	-	-	0/0/0/0	0/0/0/0
86	OHX	5	4243	-	-	0/0/0/0	0/0/0/0
86	OHX	5	4244	-	-	0/0/0/0	0/0/0/0
86	OHX	5	4245	-	-	0/0/0/0	0/0/0/0
88	3J6	5	4246	85	-	0/3/68/68	0/1/4/4
86	OHX	6	2045	-	-	0/0/0/0	0/0/0/0

Continued on next page...

Continued from previous page...

Mol	Type	Chain	Res	Link	Chirals	Torsions	Rings
86	OHX	6	2046	-	-	0/0/0/0	0/0/0/0
86	OHX	6	2047	-	-	0/0/0/0	0/0/0/0
86	OHX	6	2048	-	-	0/0/0/0	0/0/0/0
86	OHX	6	2049	-	-	0/0/0/0	0/0/0/0
86	OHX	6	2050	-	-	0/0/0/0	0/0/0/0
86	OHX	6	2051	-	-	0/0/0/0	0/0/0/0
86	OHX	6	2052	-	-	0/0/0/0	0/0/0/0
86	OHX	6	2053	-	-	0/0/0/0	0/0/0/0
86	OHX	6	2054	-	-	0/0/0/0	0/0/0/0
86	OHX	6	2055	-	-	0/0/0/0	0/0/0/0
86	OHX	6	2056	-	-	0/0/0/0	0/0/0/0
86	OHX	6	2057	-	-	0/0/0/0	0/0/0/0
86	OHX	6	2058	-	-	0/0/0/0	0/0/0/0
86	OHX	6	2059	-	-	0/0/0/0	0/0/0/0
86	OHX	6	2060	-	-	0/0/0/0	0/0/0/0
86	OHX	6	2061	-	-	0/0/0/0	0/0/0/0
86	OHX	6	2062	-	-	0/0/0/0	0/0/0/0
86	OHX	6	2063	-	-	0/0/0/0	0/0/0/0
86	OHX	6	2064	-	-	0/0/0/0	0/0/0/0
86	OHX	6	2065	-	-	0/0/0/0	0/0/0/0
86	OHX	6	2066	-	-	0/0/0/0	0/0/0/0
86	OHX	6	2067	-	-	0/0/0/0	0/0/0/0
86	OHX	6	2068	-	-	0/0/0/0	0/0/0/0
86	OHX	6	2069	-	-	0/0/0/0	0/0/0/0
86	OHX	6	2070	-	-	0/0/0/0	0/0/0/0
86	OHX	6	2071	-	-	0/0/0/0	0/0/0/0
86	OHX	6	2072	-	-	0/0/0/0	0/0/0/0
86	OHX	6	2073	-	-	0/0/0/0	0/0/0/0
86	OHX	6	2074	-	-	0/0/0/0	0/0/0/0
86	OHX	6	2075	-	-	0/0/0/0	0/0/0/0
86	OHX	6	2076	-	-	0/0/0/0	0/0/0/0
86	OHX	6	2077	-	-	0/0/0/0	0/0/0/0
86	OHX	6	2078	-	-	0/0/0/0	0/0/0/0
86	OHX	6	2079	-	-	0/0/0/0	0/0/0/0
86	OHX	6	2080	-	-	0/0/0/0	0/0/0/0
86	OHX	6	2081	-	-	0/0/0/0	0/0/0/0
86	OHX	6	2082	-	-	0/0/0/0	0/0/0/0
86	OHX	6	2083	-	-	0/0/0/0	0/0/0/0
86	OHX	6	2084	-	-	0/0/0/0	0/0/0/0
86	OHX	6	2085	-	-	0/0/0/0	0/0/0/0
86	OHX	6	2086	-	-	0/0/0/0	0/0/0/0
86	OHX	6	2087	-	-	0/0/0/0	0/0/0/0

Continued on next page...

Continued from previous page...

Mol	Type	Chain	Res	Link	Chirals	Torsions	Rings
86	OHX	6	2088	-	-	0/0/0/0	0/0/0/0
86	OHX	6	2089	-	-	0/0/0/0	0/0/0/0
86	OHX	6	2090	-	-	0/0/0/0	0/0/0/0
86	OHX	6	2091	-	-	0/0/0/0	0/0/0/0
86	OHX	6	2092	-	-	0/0/0/0	0/0/0/0
86	OHX	6	2093	-	-	0/0/0/0	0/0/0/0
86	OHX	6	2094	-	-	0/0/0/0	0/0/0/0
86	OHX	6	2095	-	-	0/0/0/0	0/0/0/0
86	OHX	6	2096	-	-	0/0/0/0	0/0/0/0
86	OHX	6	2097	-	-	0/0/0/0	0/0/0/0
86	OHX	6	2098	-	-	0/0/0/0	0/0/0/0
86	OHX	6	2099	-	-	0/0/0/0	0/0/0/0
86	OHX	6	2100	-	-	0/0/0/0	0/0/0/0
86	OHX	6	2101	-	-	0/0/0/0	0/0/0/0
86	OHX	6	2102	-	-	0/0/0/0	0/0/0/0
86	OHX	6	2103	-	-	0/0/0/0	0/0/0/0
86	OHX	6	2104	-	-	0/0/0/0	0/0/0/0
86	OHX	6	2105	-	-	0/0/0/0	0/0/0/0
86	OHX	6	2106	-	-	0/0/0/0	0/0/0/0
86	OHX	6	2107	-	-	0/0/0/0	0/0/0/0
86	OHX	6	2108	-	-	0/0/0/0	0/0/0/0
86	OHX	6	2109	-	-	0/0/0/0	0/0/0/0
86	OHX	6	2110	-	-	0/0/0/0	0/0/0/0
86	OHX	6	2111	-	-	0/0/0/0	0/0/0/0
86	OHX	6	2112	-	-	0/0/0/0	0/0/0/0
86	OHX	6	2113	-	-	0/0/0/0	0/0/0/0
86	OHX	6	2114	-	-	0/0/0/0	0/0/0/0
86	OHX	6	2115	-	-	0/0/0/0	0/0/0/0
86	OHX	6	2116	-	-	0/0/0/0	0/0/0/0
86	OHX	6	2117	-	-	0/0/0/0	0/0/0/0
86	OHX	6	2118	-	-	0/0/0/0	0/0/0/0
86	OHX	6	2119	-	-	0/0/0/0	0/0/0/0
86	OHX	6	2120	-	-	0/0/0/0	0/0/0/0
86	OHX	6	2121	-	-	0/0/0/0	0/0/0/0
86	OHX	6	2122	-	-	0/0/0/0	0/0/0/0
86	OHX	6	2123	-	-	0/0/0/0	0/0/0/0
86	OHX	6	2124	-	-	0/0/0/0	0/0/0/0
86	OHX	6	2125	-	-	0/0/0/0	0/0/0/0
86	OHX	6	2126	-	-	0/0/0/0	0/0/0/0
86	OHX	6	2127	-	-	0/0/0/0	0/0/0/0
86	OHX	6	2128	-	-	0/0/0/0	0/0/0/0
86	OHX	6	2129	-	-	0/0/0/0	0/0/0/0

Continued on next page...

Continued from previous page...

Mol	Type	Chain	Res	Link	Chirals	Torsions	Rings
86	OHX	6	2130	-	-	0/0/0/0	0/0/0/0
86	OHX	6	2131	-	-	0/0/0/0	0/0/0/0
86	OHX	6	2132	-	-	0/0/0/0	0/0/0/0
86	OHX	6	2133	-	-	0/0/0/0	0/0/0/0
86	OHX	6	2134	-	-	0/0/0/0	0/0/0/0
86	OHX	6	2135	-	-	0/0/0/0	0/0/0/0
86	OHX	6	2136	-	-	0/0/0/0	0/0/0/0
86	OHX	6	2137	-	-	0/0/0/0	0/0/0/0
86	OHX	6	2138	-	-	0/0/0/0	0/0/0/0
86	OHX	6	2139	-	-	0/0/0/0	0/0/0/0
86	OHX	6	2140	-	-	0/0/0/0	0/0/0/0
86	OHX	6	2141	-	-	0/0/0/0	0/0/0/0
86	OHX	6	2142	-	-	0/0/0/0	0/0/0/0
86	OHX	6	2143	-	-	0/0/0/0	0/0/0/0
86	OHX	6	2144	-	-	0/0/0/0	0/0/0/0
86	OHX	6	2145	-	-	0/0/0/0	0/0/0/0
86	OHX	6	2146	-	-	0/0/0/0	0/0/0/0
86	OHX	6	2147	-	-	0/0/0/0	0/0/0/0
86	OHX	6	2148	-	-	0/0/0/0	0/0/0/0
86	OHX	6	2149	-	-	0/0/0/0	0/0/0/0
86	OHX	6	2150	-	-	0/0/0/0	0/0/0/0
86	OHX	6	2151	-	-	0/0/0/0	0/0/0/0
86	OHX	6	2152	-	-	0/0/0/0	0/0/0/0
86	OHX	6	2153	-	-	0/0/0/0	0/0/0/0
86	OHX	6	2154	-	-	0/0/0/0	0/0/0/0
86	OHX	6	2155	-	-	0/0/0/0	0/0/0/0
86	OHX	6	2156	-	-	0/0/0/0	0/0/0/0
86	OHX	6	2157	-	-	0/0/0/0	0/0/0/0
86	OHX	6	2158	-	-	0/0/0/0	0/0/0/0
86	OHX	6	2159	-	-	0/0/0/0	0/0/0/0
86	OHX	6	2160	-	-	0/0/0/0	0/0/0/0
86	OHX	6	2161	-	-	0/0/0/0	0/0/0/0
86	OHX	6	2162	-	-	0/0/0/0	0/0/0/0
86	OHX	6	2163	-	-	0/0/0/0	0/0/0/0
86	OHX	6	2164	-	-	0/0/0/0	0/0/0/0
86	OHX	6	2165	-	-	0/0/0/0	0/0/0/0
86	OHX	6	2166	-	-	0/0/0/0	0/0/0/0
86	OHX	6	2167	-	-	0/0/0/0	0/0/0/0
86	OHX	6	2168	-	-	0/0/0/0	0/0/0/0
86	OHX	6	2169	-	-	0/0/0/0	0/0/0/0
86	OHX	6	2170	-	-	0/0/0/0	0/0/0/0
86	OHX	6	2171	-	-	0/0/0/0	0/0/0/0

Continued on next page...

Continued from previous page...

Mol	Type	Chain	Res	Link	Chirals	Torsions	Rings
86	OHX	6	2172	-	-	0/0/0/0	0/0/0/0
86	OHX	6	2173	-	-	0/0/0/0	0/0/0/0
86	OHX	6	2174	-	-	0/0/0/0	0/0/0/0
86	OHX	6	2175	-	-	0/0/0/0	0/0/0/0
86	OHX	6	2176	-	-	0/0/0/0	0/0/0/0
86	OHX	6	2177	-	-	0/0/0/0	0/0/0/0
86	OHX	6	2178	-	-	0/0/0/0	0/0/0/0
86	OHX	6	2179	-	-	0/0/0/0	0/0/0/0
86	OHX	6	2180	-	-	0/0/0/0	0/0/0/0
86	OHX	6	2181	-	-	0/0/0/0	0/0/0/0
86	OHX	6	2182	-	-	0/0/0/0	0/0/0/0
86	OHX	6	2183	-	-	0/0/0/0	0/0/0/0
86	OHX	6	2184	-	-	0/0/0/0	0/0/0/0
86	OHX	6	2185	-	-	0/0/0/0	0/0/0/0
86	OHX	6	2186	-	-	0/0/0/0	0/0/0/0
86	OHX	6	2187	-	-	0/0/0/0	0/0/0/0
86	OHX	6	2188	-	-	0/0/0/0	0/0/0/0
86	OHX	6	2189	1	-	0/0/0/0	0/0/0/0
86	OHX	6	2190	-	-	0/0/0/0	0/0/0/0
86	OHX	6	2191	-	-	0/0/0/0	0/0/0/0
86	OHX	6	2192	-	-	0/0/0/0	0/0/0/0
86	OHX	6	2193	-	-	0/0/0/0	0/0/0/0
86	OHX	6	2194	-	-	0/0/0/0	0/0/0/0
86	OHX	6	2195	-	-	0/0/0/0	0/0/0/0
86	OHX	6	2196	-	-	0/0/0/0	0/0/0/0
86	OHX	6	2197	-	-	0/0/0/0	0/0/0/0
86	OHX	6	2198	-	-	0/0/0/0	0/0/0/0
86	OHX	6	2199	-	-	0/0/0/0	0/0/0/0
86	OHX	6	2200	-	-	0/0/0/0	0/0/0/0
86	OHX	6	2201	-	-	0/0/0/0	0/0/0/0
86	OHX	6	2202	-	-	0/0/0/0	0/0/0/0
86	OHX	6	2203	-	-	0/0/0/0	0/0/0/0
86	OHX	6	2204	-	-	0/0/0/0	0/0/0/0
86	OHX	7	218	-	-	0/0/0/0	0/0/0/0
86	OHX	7	219	-	-	0/0/0/0	0/0/0/0
86	OHX	7	220	-	-	0/0/0/0	0/0/0/0
86	OHX	7	221	-	-	0/0/0/0	0/0/0/0
86	OHX	7	222	-	-	0/0/0/0	0/0/0/0
86	OHX	7	223	-	-	0/0/0/0	0/0/0/0
86	OHX	7	224	-	-	0/0/0/0	0/0/0/0
86	OHX	7	225	-	-	0/0/0/0	0/0/0/0
86	OHX	7	226	-	-	0/0/0/0	0/0/0/0

Continued on next page...

Continued from previous page...

Mol	Type	Chain	Res	Link	Chirals	Torsions	Rings
86	OHX	7	227	-	-	0/0/0/0	0/0/0/0
86	OHX	8	216	-	-	0/0/0/0	0/0/0/0
86	OHX	8	217	-	-	0/0/0/0	0/0/0/0
86	OHX	8	218	-	-	0/0/0/0	0/0/0/0
86	OHX	8	219	-	-	0/0/0/0	0/0/0/0
86	OHX	8	220	-	-	0/0/0/0	0/0/0/0
86	OHX	8	221	-	-	0/0/0/0	0/0/0/0
86	OHX	8	222	-	-	0/0/0/0	0/0/0/0
86	OHX	8	223	-	-	0/0/0/0	0/0/0/0
86	OHX	8	224	-	-	0/0/0/0	0/0/0/0
86	OHX	8	225	-	-	0/0/0/0	0/0/0/0
86	OHX	8	226	-	-	0/0/0/0	0/0/0/0
86	OHX	8	227	-	-	0/0/0/0	0/0/0/0
86	OHX	8	228	-	-	0/0/0/0	0/0/0/0
86	OHX	8	229	-	-	0/0/0/0	0/0/0/0
86	OHX	8	230	-	-	0/0/0/0	0/0/0/0
86	OHX	8	231	-	-	0/0/0/0	0/0/0/0
86	OHX	C3	202	-	-	0/0/0/0	0/0/0/0
86	OHX	C5	201	-	-	0/0/0/0	0/0/0/0
86	OHX	C8	201	-	-	0/0/0/0	0/0/0/0
86	OHX	D3	202	-	-	0/0/0/0	0/0/0/0
86	OHX	D9	102	-	-	0/0/0/0	0/0/0/0
86	OHX	L3	404	-	-	0/0/0/0	0/0/0/0
86	OHX	L3	405	-	-	0/0/0/0	0/0/0/0
86	OHX	L4	403	-	-	0/0/0/0	0/0/0/0
86	OHX	M0	304	-	-	0/0/0/0	0/0/0/0
86	OHX	M5	303	-	-	0/0/0/0	0/0/0/0
86	OHX	M7	205	-	-	0/0/0/0	0/0/0/0
86	OHX	M7	206	-	-	0/0/0/0	0/0/0/0
86	OHX	M9	203	-	-	0/0/0/0	0/0/0/0
86	OHX	N9	101	-	-	0/0/0/0	0/0/0/0
86	OHX	O1	201	-	-	0/0/0/0	0/0/0/0
86	OHX	O3	202	-	-	0/0/0/0	0/0/0/0
86	OHX	O4	201	-	-	0/0/0/0	0/0/0/0
86	OHX	O6	201	-	-	0/0/0/0	0/0/0/0
86	OHX	O7	103	-	-	0/0/0/0	0/0/0/0
86	OHX	O9	101	-	-	0/0/0/0	0/0/0/0
86	OHX	Q2	502	-	-	0/0/0/0	0/0/0/0
86	OHX	S6	301	-	-	0/0/0/0	0/0/0/0
86	OHX	S8	302	-	-	0/0/0/0	0/0/0/0
86	OHX	SR	401	-	-	0/0/0/0	0/0/0/0
86	OHX	c3	201	-	-	0/0/0/0	0/0/0/0

Continued on next page...

Continued from previous page...

Mol	Type	Chain	Res	Link	Chirals	Torsions	Rings
86	OHX	c5	201	-	-	0/0/0/0	0/0/0/0
86	OHX	c8	203	-	-	0/0/0/0	0/0/0/0
86	OHX	d4	201	-	-	0/0/0/0	0/0/0/0
86	OHX	d9	102	-	-	0/0/0/0	0/0/0/0
86	OHX	l3	404	-	-	0/0/0/0	0/0/0/0
86	OHX	l3	405	-	-	0/0/0/0	0/0/0/0
86	OHX	l4	402	-	-	0/0/0/0	0/0/0/0
86	OHX	l4	403	-	-	0/0/0/0	0/0/0/0
86	OHX	l5	304	-	-	0/0/0/0	0/0/0/0
86	OHX	l5	305	-	-	0/0/0/0	0/0/0/0
86	OHX	l5	306	-	-	0/0/0/0	0/0/0/0
86	OHX	l5	307	-	-	0/0/0/0	0/0/0/0
86	OHX	l9	202	-	-	0/0/0/0	0/0/0/0
86	OHX	m0	302	-	-	0/0/0/0	0/0/0/0
86	OHX	m0	303	-	-	0/0/0/0	0/0/0/0
86	OHX	m1	202	-	-	0/0/0/0	0/0/0/0
86	OHX	m4	201	-	-	0/0/0/0	0/0/0/0
86	OHX	m5	303	-	-	0/0/0/0	0/0/0/0
86	OHX	m6	203	-	-	0/0/0/0	0/0/0/0
86	OHX	m7	206	-	-	0/0/0/0	0/0/0/0
86	OHX	m8	201	-	-	0/0/0/0	0/0/0/0
86	OHX	n3	203	-	-	0/0/0/0	0/0/0/0
86	OHX	n3	204	-	-	0/0/0/0	0/0/0/0
86	OHX	n6	203	-	-	0/0/0/0	0/0/0/0
86	OHX	n9	102	-	-	0/0/0/0	0/0/0/0
86	OHX	o2	201	-	-	0/0/0/0	0/0/0/0
86	OHX	o3	203	-	-	0/0/0/0	0/0/0/0
86	OHX	o7	502	-	-	0/0/0/0	0/0/0/0
86	OHX	o7	503	-	-	0/0/0/0	0/0/0/0
86	OHX	q2	502	-	-	0/0/0/0	0/0/0/0
86	OHX	s1	302	-	-	0/0/0/0	0/0/0/0
86	OHX	s1	303	-	-	0/0/0/0	0/0/0/0
86	OHX	s8	303	-	-	0/0/0/0	0/0/0/0
86	OHX	sR	401	-	-	0/0/0/0	0/0/0/0

All (4) bond length outliers are listed below:

Mol	Chain	Res	Type	Atoms	Z	Observed(Å)	Ideal(Å)
88	1	4213	3J6	C11-C7	-2.53	1.49	1.56
88	5	4246	3J6	C4-C3	2.24	1.58	1.54
88	1	4213	3J6	O2-C11	5.99	1.55	1.44
88	1	4213	3J6	C4-C3	7.29	1.66	1.54

The worst 5 of 11 bond angle outliers are listed below:

Mol	Chain	Res	Type	Atoms	Z	Observed(°)	Ideal(°)
88	1	4213	3J6	C11-C7-C4	-4.78	103.63	106.62
88	5	4246	3J6	O1-C5-C6	-3.71	101.39	109.55
88	1	4213	3J6	O2-C11-C7	-3.15	113.91	118.03
88	5	4246	3J6	C7-C11-C10	-2.78	99.32	104.68
88	1	4213	3J6	C12-O2-C11	-2.69	57.23	60.97

There are no chirality outliers.

There are no torsion outliers.

There are no ring outliers.

504 monomers are involved in 781 short contacts:

Mol	Chain	Res	Type	Clashes	Symm-Clashes
86	1	3867	OHX	1	0
86	1	3869	OHX	1	0
86	1	3870	OHX	2	0
86	1	3871	OHX	1	0
86	1	3873	OHX	1	0
86	1	3876	OHX	1	0
86	1	3878	OHX	1	0
86	1	3880	OHX	1	0
86	1	3882	OHX	1	0
86	1	3885	OHX	1	0
86	1	3886	OHX	2	0
86	1	3887	OHX	1	0
86	1	3888	OHX	2	0
86	1	3891	OHX	1	0
86	1	3892	OHX	1	0
86	1	3894	OHX	1	0
86	1	3895	OHX	1	0
86	1	3896	OHX	1	0
86	1	3898	OHX	1	0
86	1	3901	OHX	2	0
86	1	3903	OHX	1	0
86	1	3907	OHX	1	0
86	1	3908	OHX	1	0
86	1	3910	OHX	1	0
86	1	3913	OHX	2	0
86	1	3915	OHX	1	0
86	1	3921	OHX	1	0
86	1	3925	OHX	1	0

Continued on next page...

Continued from previous page...

Mol	Chain	Res	Type	Clashes	Symm-Clashes
86	1	3926	OHX	1	0
86	1	3927	OHX	2	0
86	1	3928	OHX	2	0
86	1	3932	OHX	2	0
86	1	3934	OHX	3	0
86	1	3935	OHX	2	0
86	1	3940	OHX	1	0
86	1	3941	OHX	2	0
86	1	3942	OHX	1	0
86	1	3943	OHX	1	0
86	1	3944	OHX	1	0
86	1	3946	OHX	1	0
86	1	3948	OHX	1	0
86	1	3955	OHX	1	0
86	1	3958	OHX	1	0
86	1	3959	OHX	5	0
86	1	3961	OHX	4	0
86	1	3964	OHX	2	0
86	1	3965	OHX	1	0
86	1	3966	OHX	1	0
86	1	3967	OHX	1	0
86	1	3968	OHX	1	0
86	1	3971	OHX	1	0
86	1	3972	OHX	7	0
86	1	3973	OHX	1	0
86	1	3975	OHX	1	0
86	1	3977	OHX	1	0
86	1	3981	OHX	1	0
86	1	3982	OHX	1	0
86	1	3983	OHX	1	0
86	1	3984	OHX	1	0
86	1	3986	OHX	1	0
86	1	3987	OHX	1	0
86	1	3989	OHX	1	0
86	1	3993	OHX	1	0
86	1	3998	OHX	2	0
86	1	4000	OHX	1	0
86	1	4002	OHX	1	0
86	1	4004	OHX	6	0
86	1	4007	OHX	1	0
86	1	4009	OHX	1	0
86	1	4011	OHX	1	0

Continued on next page...

Continued from previous page...

Mol	Chain	Res	Type	Clashes	Symm-Clashes
86	1	4014	OHX	2	0
86	1	4018	OHX	1	0
86	1	4022	OHX	1	0
86	1	4028	OHX	2	0
86	1	4030	OHX	1	0
86	1	4032	OHX	6	0
86	1	4033	OHX	1	0
86	1	4034	OHX	1	0
86	1	4038	OHX	1	0
86	1	4039	OHX	2	0
86	1	4040	OHX	1	0
86	1	4043	OHX	1	0
86	1	4044	OHX	3	0
86	1	4045	OHX	6	0
86	1	4046	OHX	1	0
86	1	4048	OHX	2	0
86	1	4049	OHX	1	0
86	1	4056	OHX	5	0
86	1	4057	OHX	4	0
86	1	4058	OHX	2	0
86	1	4059	OHX	1	0
86	1	4063	OHX	1	0
86	1	4064	OHX	1	0
86	1	4066	OHX	1	0
86	1	4067	OHX	1	0
86	1	4075	OHX	1	0
86	1	4076	OHX	1	0
86	1	4077	OHX	1	0
86	1	4082	OHX	1	0
86	1	4085	OHX	1	0
86	1	4087	OHX	1	0
86	1	4088	OHX	1	0
86	1	4095	OHX	1	0
86	1	4096	OHX	1	0
86	1	4098	OHX	2	0
86	1	4099	OHX	1	0
86	1	4107	OHX	1	0
86	1	4109	OHX	1	0
86	1	4118	OHX	1	0
86	1	4122	OHX	2	0
86	1	4125	OHX	1	0
86	1	4128	OHX	2	0

Continued on next page...

Continued from previous page...

Mol	Chain	Res	Type	Clashes	Symm-Clashes
86	1	4132	OHX	4	0
86	1	4133	OHX	1	0
86	1	4135	OHX	1	0
86	1	4139	OHX	3	0
86	1	4140	OHX	4	0
86	1	4141	OHX	1	0
86	1	4142	OHX	1	0
86	1	4143	OHX	2	0
86	1	4144	OHX	1	0
86	1	4146	OHX	1	0
86	1	4147	OHX	1	0
86	1	4150	OHX	2	0
86	1	4152	OHX	1	0
86	1	4156	OHX	7	0
86	1	4158	OHX	1	0
86	1	4159	OHX	1	0
86	1	4160	OHX	1	0
86	1	4163	OHX	4	0
86	1	4164	OHX	2	0
86	1	4165	OHX	1	0
86	1	4167	OHX	1	0
86	1	4168	OHX	3	0
86	1	4169	OHX	1	0
86	1	4172	OHX	7	0
86	1	4177	OHX	1	0
86	1	4179	OHX	1	0
86	1	4180	OHX	5	0
86	1	4182	OHX	1	0
86	1	4188	OHX	1	0
86	1	4192	OHX	1	0
86	1	4193	OHX	1	0
86	1	4194	OHX	1	0
86	1	4195	OHX	1	0
86	1	4197	OHX	8	0
86	1	4198	OHX	1	0
86	1	4202	OHX	2	0
86	1	4203	OHX	1	0
86	1	4205	OHX	1	0
86	1	4207	OHX	1	0
88	1	4213	3J6	3	0
86	2	2023	OHX	1	0
86	2	2026	OHX	3	0

Continued on next page...

Continued from previous page...

Mol	Chain	Res	Type	Clashes	Symm-Clashes
86	2	2029	OHX	2	0
86	2	2031	OHX	8	0
86	2	2032	OHX	2	0
86	2	2034	OHX	1	0
86	2	2035	OHX	1	0
86	2	2036	OHX	3	0
86	2	2038	OHX	1	0
86	2	2039	OHX	2	0
86	2	2041	OHX	1	0
86	2	2042	OHX	1	0
86	2	2044	OHX	6	0
86	2	2045	OHX	1	0
86	2	2047	OHX	2	0
86	2	2048	OHX	1	0
86	2	2049	OHX	1	0
86	2	2051	OHX	1	0
86	2	2054	OHX	1	0
86	2	2055	OHX	1	0
86	2	2058	OHX	1	0
86	2	2064	OHX	1	0
86	2	2067	OHX	1	0
86	2	2070	OHX	3	0
86	2	2071	OHX	2	0
86	2	2072	OHX	2	0
86	2	2074	OHX	1	0
86	2	2076	OHX	2	0
86	2	2077	OHX	2	0
86	2	2078	OHX	2	0
86	2	2082	OHX	1	0
86	2	2083	OHX	1	0
86	2	2085	OHX	1	0
86	2	2086	OHX	1	0
86	2	2089	OHX	1	0
86	2	2090	OHX	4	0
86	2	2092	OHX	1	0
86	2	2093	OHX	1	0
86	2	2095	OHX	1	0
86	2	2097	OHX	1	0
86	2	2099	OHX	7	0
86	2	2101	OHX	1	0
86	2	2104	OHX	1	0
86	2	2105	OHX	1	0

Continued on next page...

Continued from previous page...

Mol	Chain	Res	Type	Clashes	Symm-Clashes
86	2	2106	OHX	1	0
86	2	2108	OHX	1	0
86	2	2110	OHX	2	0
86	2	2111	OHX	3	0
86	2	2113	OHX	1	0
86	2	2117	OHX	1	0
86	2	2121	OHX	2	0
86	2	2123	OHX	1	0
86	2	2127	OHX	1	0
86	2	2130	OHX	1	0
86	2	2131	OHX	6	0
86	2	2132	OHX	1	0
86	2	2136	OHX	1	0
86	2	2138	OHX	1	0
86	2	2140	OHX	1	0
86	2	2143	OHX	2	0
86	2	2144	OHX	2	0
86	2	2145	OHX	1	0
86	2	2146	OHX	6	0
86	2	2147	OHX	1	0
86	2	2148	OHX	2	0
86	2	2154	OHX	3	0
86	2	2155	OHX	1	0
86	2	2156	OHX	1	0
86	2	2157	OHX	3	0
86	2	2159	OHX	1	0
86	2	2160	OHX	1	0
86	2	2165	OHX	1	0
86	2	2166	OHX	1	0
86	2	2168	OHX	1	0
86	2	2169	OHX	1	0
86	3	218	OHX	2	0
86	3	221	OHX	2	0
86	3	226	OHX	1	0
86	4	223	OHX	1	0
86	4	225	OHX	1	0
86	4	226	OHX	1	0
86	4	228	OHX	2	0
86	4	229	OHX	1	0
86	4	230	OHX	1	0
86	4	232	OHX	2	0
86	4	234	OHX	1	0

Continued on next page...

Continued from previous page...

Mol	Chain	Res	Type	Clashes	Symm-Clashes
86	5	3893	OHX	2	0
86	5	3896	OHX	1	0
86	5	3898	OHX	1	0
86	5	3900	OHX	2	0
86	5	3902	OHX	2	0
86	5	3904	OHX	1	0
86	5	3906	OHX	2	0
86	5	3909	OHX	1	0
86	5	3910	OHX	3	0
86	5	3911	OHX	1	0
86	5	3913	OHX	2	0
86	5	3914	OHX	1	0
86	5	3915	OHX	1	0
86	5	3916	OHX	1	0
86	5	3918	OHX	1	0
86	5	3924	OHX	1	0
86	5	3926	OHX	1	0
86	5	3927	OHX	1	0
86	5	3928	OHX	1	0
86	5	3931	OHX	1	0
86	5	3933	OHX	2	0
86	5	3935	OHX	1	0
86	5	3936	OHX	7	0
86	5	3939	OHX	2	0
86	5	3942	OHX	1	0
86	5	3947	OHX	1	0
86	5	3949	OHX	2	0
86	5	3950	OHX	3	0
86	5	3951	OHX	1	0
86	5	3952	OHX	2	0
86	5	3953	OHX	1	0
86	5	3955	OHX	5	0
86	5	3958	OHX	1	0
86	5	3959	OHX	1	0
86	5	3966	OHX	5	0
86	5	3967	OHX	1	0
86	5	3969	OHX	2	0
86	5	3971	OHX	8	0
86	5	3975	OHX	1	0
86	5	3976	OHX	2	0
86	5	3979	OHX	1	0
86	5	3980	OHX	1	0

Continued on next page...

Continued from previous page...

Mol	Chain	Res	Type	Clashes	Symm-Clashes
86	5	3984	OHX	3	0
86	5	3988	OHX	1	0
86	5	3989	OHX	1	0
86	5	3993	OHX	1	0
86	5	3995	OHX	4	0
86	5	3996	OHX	6	0
86	5	3997	OHX	1	0
86	5	4000	OHX	1	0
86	5	4001	OHX	1	0
86	5	4003	OHX	1	0
86	5	4005	OHX	6	0
86	5	4007	OHX	2	0
86	5	4008	OHX	1	0
86	5	4009	OHX	1	0
86	5	4010	OHX	1	0
86	5	4012	OHX	1	0
86	5	4013	OHX	1	0
86	5	4015	OHX	7	0
86	5	4018	OHX	2	0
86	5	4019	OHX	2	0
86	5	4021	OHX	1	0
86	5	4022	OHX	1	0
86	5	4023	OHX	1	0
86	5	4026	OHX	1	0
86	5	4030	OHX	1	0
86	5	4033	OHX	1	0
86	5	4034	OHX	1	0
86	5	4040	OHX	1	0
86	5	4041	OHX	1	0
86	5	4044	OHX	1	0
86	5	4045	OHX	1	0
86	5	4046	OHX	1	0
86	5	4047	OHX	1	0
86	5	4049	OHX	1	0
86	5	4060	OHX	8	0
86	5	4066	OHX	1	0
86	5	4068	OHX	1	0
86	5	4069	OHX	1	0
86	5	4073	OHX	1	0
86	5	4082	OHX	2	0
86	5	4083	OHX	1	0
86	5	4084	OHX	5	0

Continued on next page...

Continued from previous page...

Mol	Chain	Res	Type	Clashes	Symm-Clashes
86	5	4085	OHX	2	0
86	5	4087	OHX	2	0
86	5	4090	OHX	1	0
86	5	4091	OHX	1	0
86	5	4093	OHX	1	0
86	5	4096	OHX	4	0
86	5	4099	OHX	2	0
86	5	4101	OHX	2	0
86	5	4103	OHX	1	0
86	5	4104	OHX	1	0
86	5	4105	OHX	2	0
86	5	4108	OHX	1	0
86	5	4113	OHX	1	0
86	5	4114	OHX	2	0
86	5	4115	OHX	1	0
86	5	4123	OHX	1	0
86	5	4124	OHX	1	0
86	5	4125	OHX	1	0
86	5	4127	OHX	1	0
86	5	4128	OHX	1	0
86	5	4131	OHX	1	0
86	5	4132	OHX	1	0
86	5	4134	OHX	1	0
86	5	4136	OHX	1	0
86	5	4137	OHX	6	0
86	5	4138	OHX	2	0
86	5	4140	OHX	1	0
86	5	4141	OHX	1	0
86	5	4147	OHX	1	0
86	5	4148	OHX	1	0
86	5	4151	OHX	1	0
86	5	4153	OHX	2	0
86	5	4154	OHX	1	0
86	5	4155	OHX	1	0
86	5	4156	OHX	1	0
86	5	4162	OHX	1	0
86	5	4167	OHX	1	0
86	5	4168	OHX	1	0
86	5	4171	OHX	1	0
86	5	4172	OHX	1	0
86	5	4173	OHX	1	0
86	5	4175	OHX	1	0

Continued on next page...

Continued from previous page...

Mol	Chain	Res	Type	Clashes	Symm-Clashes
86	5	4176	OHX	1	0
86	5	4177	OHX	1	0
86	5	4179	OHX	1	0
86	5	4180	OHX	2	0
86	5	4184	OHX	3	0
86	5	4185	OHX	1	0
86	5	4186	OHX	3	0
86	5	4187	OHX	2	0
86	5	4188	OHX	2	0
86	5	4190	OHX	1	0
86	5	4192	OHX	3	0
86	5	4193	OHX	11	0
86	5	4194	OHX	2	0
86	5	4195	OHX	7	0
86	5	4196	OHX	1	0
86	5	4205	OHX	1	0
86	5	4208	OHX	2	0
86	5	4211	OHX	7	0
86	5	4213	OHX	1	0
86	5	4215	OHX	1	0
86	5	4218	OHX	3	0
86	5	4220	OHX	1	0
86	5	4222	OHX	1	0
86	5	4228	OHX	7	0
86	5	4231	OHX	1	0
86	5	4233	OHX	1	0
86	5	4236	OHX	5	0
86	5	4237	OHX	1	0
86	5	4242	OHX	2	0
86	5	4244	OHX	1	0
88	5	4246	3J6	7	0
86	6	2048	OHX	1	0
86	6	2050	OHX	2	0
86	6	2053	OHX	1	0
86	6	2054	OHX	1	0
86	6	2057	OHX	1	0
86	6	2058	OHX	6	0
86	6	2060	OHX	2	0
86	6	2061	OHX	1	0
86	6	2064	OHX	1	0
86	6	2067	OHX	1	0
86	6	2068	OHX	1	0

Continued on next page...

Continued from previous page...

Mol	Chain	Res	Type	Clashes	Symm-Clashes
86	6	2069	OHX	1	0
86	6	2070	OHX	2	0
86	6	2073	OHX	1	0
86	6	2074	OHX	1	0
86	6	2076	OHX	1	0
86	6	2078	OHX	1	0
86	6	2081	OHX	1	0
86	6	2082	OHX	1	0
86	6	2091	OHX	1	0
86	6	2092	OHX	1	0
86	6	2094	OHX	1	0
86	6	2095	OHX	2	0
86	6	2096	OHX	1	0
86	6	2097	OHX	1	0
86	6	2099	OHX	3	0
86	6	2101	OHX	1	0
86	6	2102	OHX	1	0
86	6	2103	OHX	2	0
86	6	2104	OHX	1	0
86	6	2106	OHX	2	0
86	6	2108	OHX	1	0
86	6	2110	OHX	1	0
86	6	2111	OHX	1	0
86	6	2113	OHX	2	0
86	6	2117	OHX	1	0
86	6	2118	OHX	8	0
86	6	2119	OHX	1	0
86	6	2120	OHX	1	0
86	6	2121	OHX	2	0
86	6	2124	OHX	5	0
86	6	2128	OHX	3	0
86	6	2132	OHX	1	0
86	6	2134	OHX	1	0
86	6	2135	OHX	1	0
86	6	2136	OHX	1	0
86	6	2138	OHX	1	0
86	6	2141	OHX	2	0
86	6	2142	OHX	1	0
86	6	2144	OHX	1	0
86	6	2145	OHX	7	0
86	6	2147	OHX	1	0
86	6	2148	OHX	2	0

Continued on next page...

Continued from previous page...

Mol	Chain	Res	Type	Clashes	Symm-Clashes
86	6	2149	OHX	1	0
86	6	2152	OHX	2	0
86	6	2153	OHX	1	0
86	6	2157	OHX	2	0
86	6	2158	OHX	1	0
86	6	2160	OHX	2	0
86	6	2166	OHX	1	0
86	6	2170	OHX	7	0
86	6	2174	OHX	1	0
86	6	2175	OHX	2	0
86	6	2177	OHX	2	0
86	6	2178	OHX	1	0
86	6	2179	OHX	1	0
86	6	2180	OHX	1	0
86	6	2182	OHX	4	0
86	6	2183	OHX	1	0
86	6	2184	OHX	2	0
86	6	2186	OHX	2	0
86	6	2187	OHX	1	0
86	6	2188	OHX	2	0
86	6	2189	OHX	4	0
86	6	2190	OHX	3	0
86	6	2191	OHX	1	0
86	6	2192	OHX	1	0
86	6	2194	OHX	1	0
86	6	2198	OHX	1	0
86	6	2202	OHX	1	0
86	6	2204	OHX	1	0
86	7	220	OHX	1	0
86	7	221	OHX	1	0
86	7	226	OHX	2	0
86	7	227	OHX	1	0
86	8	216	OHX	1	0
86	8	217	OHX	2	0
86	8	218	OHX	7	0
86	8	219	OHX	1	0
86	8	221	OHX	1	0
86	8	224	OHX	1	0
86	8	225	OHX	1	0
86	8	226	OHX	6	0
86	8	227	OHX	1	0
86	8	230	OHX	1	0

Continued on next page...

Continued from previous page...

Mol	Chain	Res	Type	Clashes	Symm-Clashes
86	C5	201	OHX	2	0
86	D3	202	OHX	1	0
86	L3	404	OHX	3	0
86	L4	403	OHX	1	0
86	M7	206	OHX	1	0
86	M9	203	OHX	1	0
86	O1	201	OHX	8	0
86	O3	202	OHX	1	0
86	O6	201	OHX	1	0
86	O7	103	OHX	3	0
86	O9	101	OHX	1	0
86	Q2	502	OHX	5	0
86	S6	301	OHX	1	1
86	S8	302	OHX	1	0

5.7 Other polymers [i](#)

There are no such residues in this entry.

5.8 Polymer linkage issues [i](#)

There are no chain breaks in this entry.

6 Fit of model and data

6.1 Protein, DNA and RNA chains

EDS failed to run properly - this section is therefore empty.

6.2 Non-standard residues in protein, DNA, RNA chains

EDS failed to run properly - this section is therefore empty.

6.3 Carbohydrates

EDS failed to run properly - this section is therefore empty.

6.4 Ligands

EDS failed to run properly - this section is therefore empty.

6.5 Other polymers

EDS failed to run properly - this section is therefore empty.