



wwPDB X-ray Structure Validation Summary Report ⓘ

Feb 16, 2017 – 11:02 am GMT

PDB ID : 4U56
Title : Crystal structure of Blasticidin S bound to the yeast 80S ribosome
Authors : Garreau de Loubresse, N.; Prokhorova, I.; Yusupova, G.; Yusupov, M.
Deposited on : 2014-07-24
Resolution : 3.45 Å(reported)

This is a wwPDB X-ray Structure Validation Summary Report for a publicly released PDB entry.

We welcome your comments at validation@mail.wwpdb.org

A user guide is available at

<http://wwpdb.org/validation/2016/XrayValidationReportHelp>

with specific help available everywhere you see the ⓘ symbol.

The following versions of software and data (see [references ⓘ](#)) were used in the production of this report:

MolProbity	:	4.02b-467
Mogul	:	1.7.2 (RC1), CSD as538be (2017)
Xtriage (Phenix)	:	1.9-1692
EDS	:	FAILED
Percentile statistics	:	20161228.v01 (using entries in the PDB archive December 28th 2016)
Ideal geometry (proteins)	:	Engh & Huber (2001)
Ideal geometry (DNA, RNA)	:	Parkinson et al. (1996)
Validation Pipeline (wwPDB-VP)	:	recalc28986

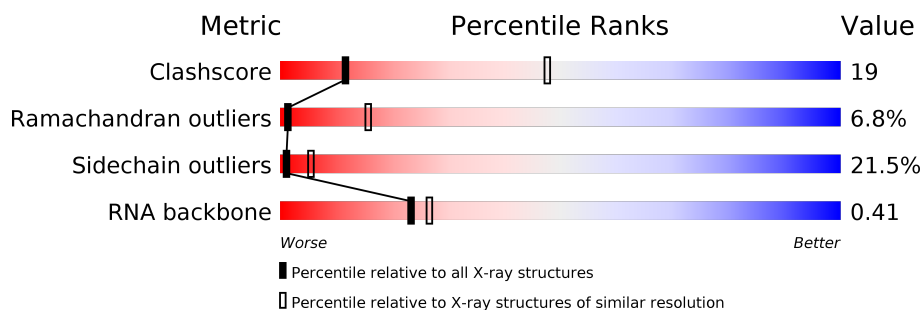
1 Overall quality at a glance

The following experimental techniques were used to determine the structure:

X-RAY DIFFRACTION

The reported resolution of this entry is 3.45 Å.

Percentile scores (ranging between 0-100) for global validation metrics of the entry are shown in the following graphic. The table shows the number of entries on which the scores are based.



Metric	Whole archive (#Entries)	Similar resolution (#Entries, resolution range(Å))
Clashscore	112137	1040 (3.52-3.40)
Ramachandran outliers	110173	1009 (3.52-3.40)
Sidechain outliers	110143	1010 (3.52-3.40)
RNA backbone	2435	1020 (4.02-2.86)

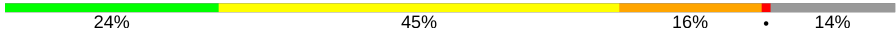



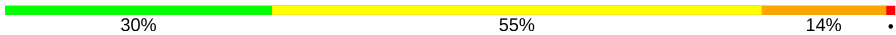



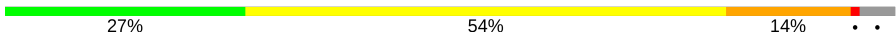

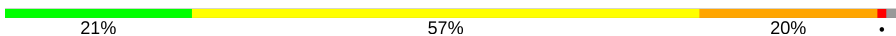

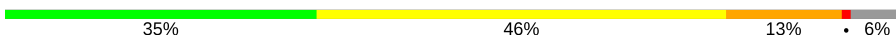

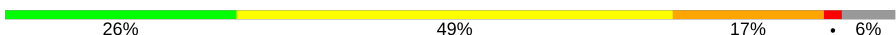

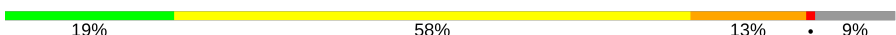



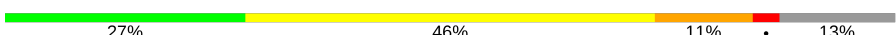




The table below summarises the geometric issues observed across the polymeric chains and their fit to the electron density. The red, orange, yellow and green segments on the lower bar indicate the fraction of residues that contain outliers for ≥ 3 , 2, 1 and 0 types of geometric quality criteria. A grey segment represents the fraction of residues that are not modelled. The numeric value for each fraction is indicated below the corresponding segment, with a dot representing fractions $\leq 5\%$. The upper red bar (where present) indicates the fraction of residues that have poor fit to the electron density. The numeric value is given above the bar.

Note EDS failed to run properly.

Mol	Chain	Length	Quality of chain
1	2	1800	
1	6	1800	
2	S0	251	
2	s0	251	
3	S1	254	
3	s1	254	


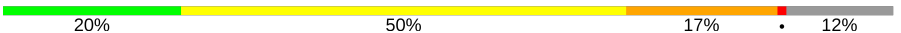

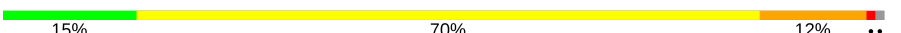

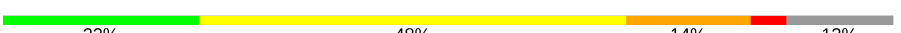












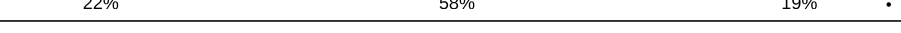





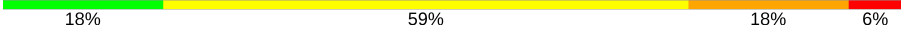
Continued on next page...

Continued from previous page...

Mol	Chain	Length	Quality of chain
4	S2	253	
4	s2	253	
5	S3	239	
5	s3	239	
6	S4	260	
6	s4	260	
7	S5	224	
7	s5	224	
8	S6	236	
8	s6	236	
9	S7	189	
9	s7	189	
10	S8	200	
10	s8	200	
11	S9	196	
11	s9	196	
12	C0	105	
12	c0	105	
13	C1	155	
13	c1	155	
14	C2	142	
14	c2	142	
15	C3	150	
15	c3	150	
16	C4	136	



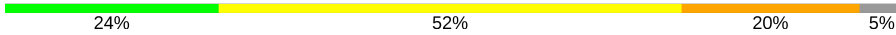

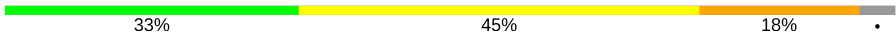

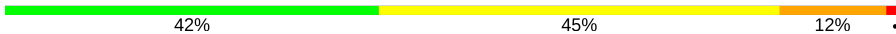
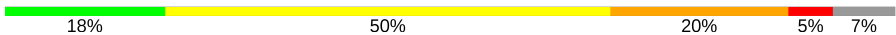

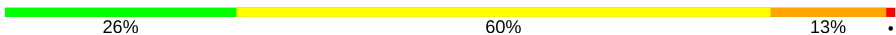





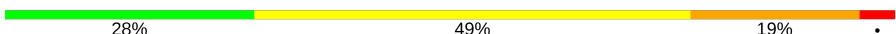

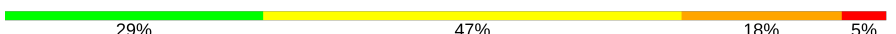
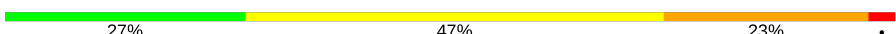
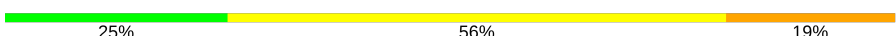





Continued on next page...

Continued from previous page...

Mol	Chain	Length	Quality of chain
16	c4	136	
17	C5	141	
17	c5	141	
18	C6	142	
18	c6	142	
19	C7	136	
19	c7	136	
20	C8	145	
20	c8	145	
21	C9	143	
21	c9	143	
22	D0	120	
22	d0	120	
23	D1	87	
23	d1	87	
24	D2	129	
24	d2	129	
25	D3	144	
25	d3	144	
26	D4	134	
26	d4	134	
27	D5	107	
27	d5	107	
28	D6	97	
28	d6	97	





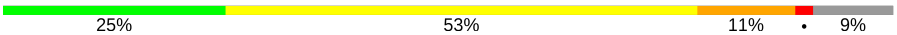

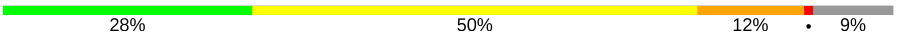

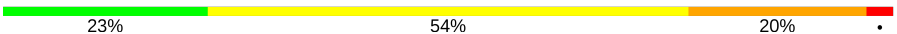

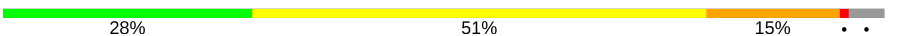

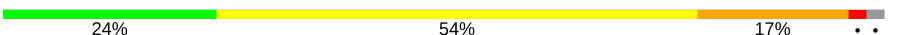







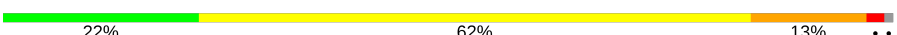




Continued on next page...

Continued from previous page...

Mol	Chain	Length	Quality of chain
29	D7	81	
29	d7	81	
30	D8	66	
30	d8	66	
31	D9	55	
31	d9	55	
32	E0	60	
33	E1	76	
33	e1	76	
34	SR	318	
34	sR	318	
35	SM	273	
35	sM	273	
36	1	3396	
36	5	3396	
37	3	121	
37	7	121	
38	4	158	
38	8	158	
39	L2	253	
39	l2	253	
40	L3	386	
40	l3	386	
41	L4	361	
41	l4	361	


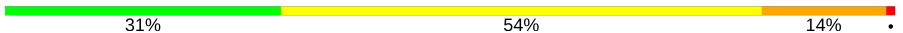



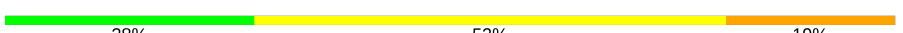










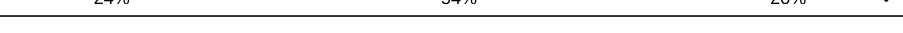







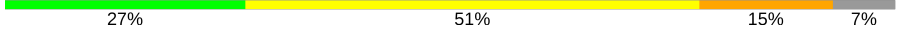
Continued on next page...

Continued from previous page...

Mol	Chain	Length	Quality of chain
42	L5	296	
42	l5	296	
43	L6	175	
43	l6	175	
44	L7	243	
44	l7	243	
45	L8	255	
45	l8	255	
46	L9	191	
46	l9	191	
47	M0	220	
47	m0	220	
48	M1	173	
48	m1	173	
49	M3	198	
49	m3	198	
50	M4	137	
50	m4	137	
51	M5	203	
51	m5	203	
52	M6	198	
52	m6	198	
53	M7	183	
53	m7	183	
54	M8	185	





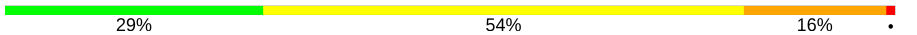

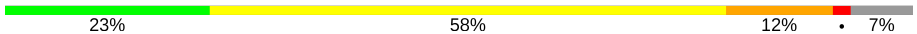

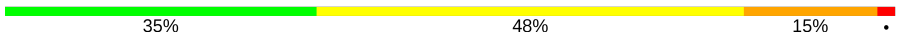

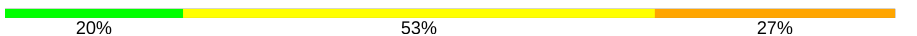

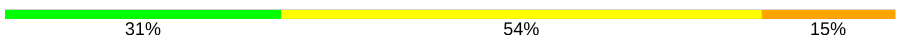







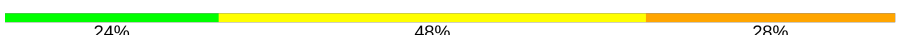




Continued on next page...

Continued from previous page...

Mol	Chain	Length	Quality of chain
54	m8	185	
55	M9	188	
55	m9	188	
56	N0	172	
56	n0	172	
57	N1	159	
57	n1	159	
58	N2	120	
58	n2	120	
59	N3	136	
59	n3	136	
60	N4	155	
60	n4	155	
61	N5	141	
61	n5	141	
62	N6	126	
62	n6	126	
63	N7	135	
63	n7	135	
64	N8	148	
64	n8	148	
65	N9	58	
65	n9	58	
66	O0	104	
66	o0	104	




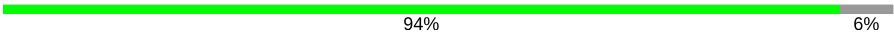


Continued on next page...

Continued from previous page...

Mol	Chain	Length	Quality of chain
67	O1	112	
67	o1	112	
68	O2	129	
68	o2	129	
69	O3	106	
69	o3	106	
70	O4	120	
70	o4	120	
71	O5	119	
71	o5	119	
72	O6	99	
72	o6	99	
73	O7	87	
73	o7	87	
74	O8	77	
74	o8	77	
75	O9	50	
75	o9	50	
76	Q0	52	
76	q0	52	
77	Q1	25	
77	q1	25	
78	Q2	105	
78	q2	105	
79	Q3	91	

Continued on next page...

Continued from previous page...

Mol	Chain	Length	Quality of chain
79	q3	91	
80	e0	62	
81	p0	311	
82	m2	160	
83	p1	47	
84	p2	46	

The following table lists non-polymeric compounds, carbohydrate monomers and non-standard residues in protein, DNA, RNA chains that are outliers for geometric or electron-density-fit criteria:

Mol	Type	Chain	Res	Chirality	Geometry	Clashes	Electron density
86	OHX	1	3951	-	-	X	-
86	OHX	1	3965	-	-	X	-
86	OHX	1	3998	-	-	X	-
86	OHX	1	4023	-	-	X	-
86	OHX	1	4027	-	-	X	-
86	OHX	1	4040	-	-	X	-
86	OHX	1	4050	-	-	X	-
86	OHX	1	4143	-	-	X	-
86	OHX	1	4153	-	-	X	-
86	OHX	1	4160	-	-	X	-
86	OHX	1	4169	-	-	X	-
86	OHX	1	4178	-	-	X	-
86	OHX	1	4194	-	-	X	-
86	OHX	2	2031	-	-	X	-
86	OHX	2	2043	-	-	X	-
86	OHX	2	2074	-	-	X	-
86	OHX	2	2098	-	-	X	-
86	OHX	2	2131	-	-	X	-
86	OHX	2	2146	-	-	X	-
86	OHX	2	2162	-	-	X	-
86	OHX	5	3935	-	-	X	-
86	OHX	5	3966	-	-	X	-
86	OHX	5	3971	-	-	X	-
86	OHX	5	3994	-	-	X	-
86	OHX	5	3995	-	-	X	-
86	OHX	5	4004	-	-	X	-
86	OHX	5	4014	-	-	X	-

Continued on next page...

Continued from previous page...

Mol	Type	Chain	Res	Chirality	Geometry	Clashes	Electron density
86	OHX	5	4029	-	-	X	-
86	OHX	5	4060	-	-	X	-
86	OHX	5	4085	-	-	X	-
86	OHX	5	4193	-	-	X	-
86	OHX	5	4195	-	-	X	-
86	OHX	5	4212	-	-	X	-
86	OHX	5	4228	-	-	X	-
86	OHX	5	4232	-	-	X	-
86	OHX	5	4238	-	-	X	-
86	OHX	6	2059	-	-	X	-
86	OHX	6	2120	-	-	X	-
86	OHX	6	2147	-	-	X	-
86	OHX	6	2171	-	-	X	-
86	OHX	7	220	-	-	X	-
86	OHX	7	228	-	-	X	-
86	OHX	8	216	-	-	X	-
86	OHX	8	223	-	-	X	-
86	OHX	O1	202	-	-	X	-
86	OHX	O7	104	-	-	X	-
87	ZN	Q2	501	-	-	X	-

2 Entry composition

There are 88 unique types of molecules in this entry. The entry contains 411214 atoms, of which 0 are hydrogens and 0 are deuteriums.

In the tables below, the ZeroOcc column contains the number of atoms modelled with zero occupancy, the AltConf column contains the number of residues with at least one atom in alternate conformation and the Trace column contains the number of residues modelled with at most 2 atoms.

- Molecule 1 is a RNA chain called 18S ribosomal RNA.

Mol	Chain	Residues	Atoms					ZeroOcc	AltConf	Trace
1	2	1750	Total	C	N	O	P	0	0	0
			37283	16668	6591	12274	1750			
1	6	1795	Total	C	N	O	P	0	0	0
			38238	17095	6758	12590	1795			

- Molecule 2 is a protein called 40S ribosomal protein S0-A.

Mol	Chain	Residues	Atoms					ZeroOcc	AltConf	Trace
2	S0	206	Total	C	N	O	S	0	0	0
			1577	1014	278	283	2			
2	s0	206	Total	C	N	O	S	0	0	0
			1583	1017	281	283	2			

- Molecule 3 is a protein called 40S ribosomal protein S1-A.

Mol	Chain	Residues	Atoms					ZeroOcc	AltConf	Trace
3	S1	214	Total	C	N	O	S	0	0	0
			1709	1084	310	311	4			
3	s1	216	Total	C	N	O	S	0	0	0
			1722	1091	312	315	4			

- Molecule 4 is a protein called 40S ribosomal protein S2.

Mol	Chain	Residues	Atoms					ZeroOcc	AltConf	Trace
4	S2	217	Total	C	N	O	S	0	0	0
			1635	1047	289	297	2			
4	s2	217	Total	C	N	O	S	0	0	0
			1635	1047	289	297	2			

- Molecule 5 is a protein called 40S ribosomal protein S3.

Mol	Chain	Residues	Atoms					ZeroOcc	AltConf	Trace
5	S3	223	Total	C	N	O	S	0	0	0
			1734	1101	313	314	6			
5	s3	223	Total	C	N	O	S	0	0	0
			1734	1101	313	314	6			

- Molecule 6 is a protein called 40S ribosomal protein S4-A.

Mol	Chain	Residues	Atoms					ZeroOcc	AltConf	Trace
6	S4	260	Total	C	N	O	S	0	0	0
			2068	1316	389	360	3			
6	s4	260	Total	C	N	O	S	0	0	0
			2068	1316	389	360	3			

- Molecule 7 is a protein called 40S ribosomal protein S5.

Mol	Chain	Residues	Atoms					ZeroOcc	AltConf	Trace
7	S5	206	Total	C	N	O	S	0	0	0
			1609	1007	300	299	3			
7	s5	206	Total	C	N	O	S	0	0	0
			1609	1007	300	299	3			

- Molecule 8 is a protein called 40S ribosomal protein S6-A.

Mol	Chain	Residues	Atoms					ZeroOcc	AltConf	Trace
8	S6	226	Total	C	N	O	S	0	0	0
			1799	1129	346	321	3			
8	s6	218	Total	C	N	O	S	0	0	0
			1755	1102	337	313	3			

- Molecule 9 is a protein called 40S ribosomal protein S7-A.

Mol	Chain	Residues	Atoms					ZeroOcc	AltConf	Trace
9	S7	184	Total	C	N	O		0	0	0
			1481	951	265	265				
9	s7	186	Total	C	N	O		0	0	0
			1491	957	267	267				

- Molecule 10 is a protein called 40S ribosomal protein S8-A.

Mol	Chain	Residues	Atoms					ZeroOcc	AltConf	Trace
10	S8	188	Total	C	N	O	S	0	0	0
			1489	925	298	264	2			

Continued on next page...

Continued from previous page...

Mol	Chain	Residues	Atoms					ZeroOcc	AltConf	Trace
10	s8	188	Total	C	N	O	S	0	0	0
			1489	925	298	264	2			

- Molecule 11 is a protein called 40S ribosomal protein S9-A.

Mol	Chain	Residues	Atoms					ZeroOcc	AltConf	Trace
11	S9	185	Total	C	N	O	S	0	0	0
			1494	943	289	261	1			
11	s9	185	Total	C	N	O	S	0	0	0
			1494	943	289	261	1			

- Molecule 12 is a protein called 40S ribosomal protein S10-A.

Mol	Chain	Residues	Atoms					ZeroOcc	AltConf	Trace
12	C0	96	Total	C	N	O	S	0	0	0
			773	500	126	145	2			
12	c0	96	Total	C	N	O	S	0	0	0
			762	491	125	144	2			

There are 2 discrepancies between the modelled and reference sequences:

Chain	Residue	Modelled	Actual	Comment	Reference
C0	89	ALA	GLY	conflict	UNP Q08745
c0	89	ALA	GLY	conflict	UNP Q08745

- Molecule 13 is a protein called 40S ribosomal protein S11-A.

Mol	Chain	Residues	Atoms					ZeroOcc	AltConf	Trace
13	C1	155	Total	C	N	O	S	0	0	0
			1214	775	230	206	3			
13	c1	146	Total	C	N	O	S	0	0	0
			1168	747	221	197	3			

There are 2 discrepancies between the modelled and reference sequences:

Chain	Residue	Modelled	Actual	Comment	Reference
C1	147	ALA	GLY	conflict	UNP P0CX47
c1	147	ALA	GLY	conflict	UNP P0CX47

- Molecule 14 is a protein called 40S ribosomal protein S12.

Mol	Chain	Residues	Atoms					ZeroOcc	AltConf	Trace
14	C2	124	Total	C	N	O	S	0	0	0
			892	562	156	172	2			
14	c2	124	Total	C	N	O	S	0	0	0
			892	562	156	172	2			

There are 4 discrepancies between the modelled and reference sequences:

Chain	Residue	Modelled	Actual	Comment	Reference
C2	104	ALA	GLY	conflict	UNP P48589
C2	110	ALA	GLY	conflict	UNP P48589
c2	104	ALA	GLY	conflict	UNP P48589
c2	110	ALA	GLY	conflict	UNP P48589

- Molecule 15 is a protein called 40S ribosomal protein S13.

Mol	Chain	Residues	Atoms					ZeroOcc	AltConf	Trace
15	C3	150	Total	C	N	O	S	0	0	0
			1192	759	224	207	2			
15	c3	150	Total	C	N	O	S	0	0	0
			1192	759	224	207	2			

- Molecule 16 is a protein called 40S ribosomal protein S14-A.

Mol	Chain	Residues	Atoms					ZeroOcc	AltConf	Trace
16	C4	127	Total	C	N	O	S	0	0	0
			891	545	182	163	1			
16	c4	128	Total	C	N	O	S	0	0	0
			949	582	188	176	3			

- Molecule 17 is a protein called 40S ribosomal protein S15.

Mol	Chain	Residues	Atoms					ZeroOcc	AltConf	Trace
17	C5	124	Total	C	N	O	S	0	0	0
			977	622	182	166	7			
17	c5	135	Total	C	N	O	S	0	0	0
			1039	658	196	178	7			

There are 2 discrepancies between the modelled and reference sequences:

Chain	Residue	Modelled	Actual	Comment	Reference
C5	137	SER	ARG	conflict	UNP Q01855
c5	137	SER	ARG	conflict	UNP Q01855

- Molecule 18 is a protein called 40S ribosomal protein S16-A.

Mol	Chain	Residues	Atoms				ZeroOcc	AltConf	Trace
18	C6	141	Total	C	N	O	0	0	0
			1105	708	203	194			
18	c6	142	Total	C	N	O	0	0	0
			1111	711	204	196			

- Molecule 19 is a protein called 40S ribosomal protein S17-A.

Mol	Chain	Residues	Atoms					ZeroOcc	AltConf	Trace
19	C7	120	Total	C	N	O	S	0	0	0
			926	577	177	170	2			
19	c7	117	Total	C	N	O	S	0	0	0
			906	563	174	167	2			

- Molecule 20 is a protein called 40S ribosomal protein S18-A.

Mol	Chain	Residues	Atoms					ZeroOcc	AltConf	Trace
20	C8	145	Total	C	N	O	S	0	0	0
			1192	743	237	210	2			
20	c8	145	Total	C	N	O	S	0	0	0
			1192	743	237	210	2			

- Molecule 21 is a protein called 40S ribosomal protein S19-A.

Mol	Chain	Residues	Atoms					ZeroOcc	AltConf	Trace
21	C9	143	Total	C	N	O	S	0	0	0
			1112	694	208	208	2			
21	c9	143	Total	C	N	O	S	0	0	0
			1112	694	208	208	2			

- Molecule 22 is a protein called 40S ribosomal protein S20.

Mol	Chain	Residues	Atoms					ZeroOcc	AltConf	Trace
22	D0	107	Total	C	N	O	S	0	0	0
			855	539	156	159	1			
22	d0	110	Total	C	N	O	S	0	0	0
			882	554	161	166	1			

- Molecule 23 is a protein called 40S ribosomal protein S21-A.

Mol	Chain	Residues	Atoms					ZeroOcc	AltConf	Trace
23	D1	87	Total	C	N	O	S	0	0	0
			684	420	125	137	2			
23	d1	87	Total	C	N	O	S	0	0	0
			684	420	125	137	2			

- Molecule 24 is a protein called 40S ribosomal protein S22-A.

Mol	Chain	Residues	Atoms					ZeroOcc	AltConf	Trace
24	D2	129	Total	C	N	O	S	0	0	0
			1021	650	188	180	3			
24	d2	129	Total	C	N	O	S	0	0	0
			1021	650	188	180	3			

- Molecule 25 is a protein called 40S ribosomal protein S23-A.

Mol	Chain	Residues	Atoms					ZeroOcc	AltConf	Trace
25	D3	144	Total	C	N	O	S	0	0	0
			1121	708	220	191	2			
25	d3	144	Total	C	N	O	S	0	0	0
			1121	708	220	191	2			

- Molecule 26 is a protein called 40S ribosomal protein S24-A.

Mol	Chain	Residues	Atoms				ZeroOcc	AltConf	Trace
26	D4	134	Total	C	N	O	0	0	0
			1073	676	208	189			
26	d4	134	Total	C	N	O	0	0	0
			1073	676	208	189			

- Molecule 27 is a protein called 40S ribosomal protein S25-A.

Mol	Chain	Residues	Atoms				ZeroOcc	AltConf	Trace
27	D5	70	Total	C	N	O	0	0	0
			563	360	104	99			
27	d5	69	Total	C	N	O	0	0	0
			558	357	103	98			

- Molecule 28 is a protein called 40S ribosomal protein S26-B.

Mol	Chain	Residues	Atoms					ZeroOcc	AltConf	Trace
28	D6	97	Total	C	N	O	S	0	0	0
			769	475	160	129	5			

Continued on next page...

Continued from previous page...

Mol	Chain	Residues	Atoms					ZeroOcc	AltConf	Trace
28	d6	97	Total	C	N	O	S	0	0	0
			769	475	160	129	5			

- Molecule 29 is a protein called 40S ribosomal protein S27-A.

Mol	Chain	Residues	Atoms					ZeroOcc	AltConf	Trace
29	D7	81	Total	C	N	O	S	0	0	0
			610	382	110	113	5			
29	d7	81	Total	C	N	O	S	0	0	0
			610	382	110	113	5			

- Molecule 30 is a protein called 40S ribosomal protein S28-A.

Mol	Chain	Residues	Atoms					ZeroOcc	AltConf	Trace
30	D8	63	Total	C	N	O	S	0	0	0
			497	306	99	91	1			
30	d8	63	Total	C	N	O	S	0	0	0
			497	306	99	91	1			

- Molecule 31 is a protein called 40S ribosomal protein S29-A.

Mol	Chain	Residues	Atoms					ZeroOcc	AltConf	Trace
31	D9	53	Total	C	N	O	S	0	0	0
			442	274	92	72	4			
31	d9	53	Total	C	N	O	S	0	0	0
			442	274	92	72	4			

- Molecule 32 is a protein called 40S ribosomal protein S30-A.

Mol	Chain	Residues	Atoms					ZeroOcc	AltConf	Trace
32	E0	60	Total	C	N	O	S	0	0	0
			475	299	98	77	1			

- Molecule 33 is a protein called Ubiquitin-40S ribosomal protein S31.

Mol	Chain	Residues	Atoms					ZeroOcc	AltConf	Trace
33	E1	71	Total	C	N	O	S	0	0	0
			566	362	106	94	4			
33	e1	76	Total	C	N	O	S	0	0	0
			608	388	117	99	4			

- Molecule 34 is a protein called Guanine nucleotide-binding protein subunit beta-like protein.

Mol	Chain	Residues	Atoms					ZeroOcc	AltConf	Trace
34	SR	318	Total	C	N	O	S	0	0	0
			2441	1544	419	470	8			
34	sR	318	Total	C	N	O	S	0	0	0
			2442	1544	418	472	8			

- Molecule 35 is a protein called Suppressor protein STM1.

Mol	Chain	Residues	Atoms					ZeroOcc	AltConf	Trace
35	SM	159	Total	C	N	O		0	0	0
			1104	652	221	231				
35	sM	104	Total	C	N	O		0	0	0
			679	402	140	137				

- Molecule 36 is a RNA chain called 25S ribosomal RNA.

Mol	Chain	Residues	Atoms					ZeroOcc	AltConf	Trace
36	1	3149	Total	C	N	O	P	0	0	0
			67355	30086	12142	21978	3149			
36	5	3150	Total	C	N	O	P	0	0	0
			67376	30095	12145	21987	3149			

- Molecule 37 is a RNA chain called 5S ribosomal RNA.

Mol	Chain	Residues	Atoms					ZeroOcc	AltConf	Trace
37	3	121	Total	C	N	O	P	0	0	0
			2579	1152	461	845	121			
37	7	121	Total	C	N	O	P	0	0	0
			2579	1152	461	845	121			

- Molecule 38 is a RNA chain called 5.8S ribosomal RNA.

Mol	Chain	Residues	Atoms					ZeroOcc	AltConf	Trace
38	4	158	Total	C	N	O	P	0	0	0
			3353	1500	586	1109	158			
38	8	158	Total	C	N	O	P	0	0	0
			3353	1500	586	1109	158			

- Molecule 39 is a protein called 60S ribosomal protein L2-A.

Mol	Chain	Residues	Atoms					ZeroOcc	AltConf	Trace
39	L2	252	Total	C	N	O	S	0	0	0
			1914	1191	388	334	1			

Continued on next page...

Continued from previous page...

Mol	Chain	Residues	Atoms					ZeroOcc	AltConf	Trace
39	l2	252	Total	C	N	O	S	0	0	0
			1912	1190	388	333	1			

- Molecule 40 is a protein called 60S ribosomal protein L3.

Mol	Chain	Residues	Atoms					ZeroOcc	AltConf	Trace
40	L3	386	Total	C	N	O	S	0	0	0
			3075	1950	584	533	8			
40	l3	386	Total	C	N	O	S	0	0	0
			3075	1950	584	533	8			

- Molecule 41 is a protein called 60S ribosomal protein L4-A.

Mol	Chain	Residues	Atoms					ZeroOcc	AltConf	Trace
41	L4	361	Total	C	N	O	S	0	0	0
			2748	1729	522	494	3			
41	l4	361	Total	C	N	O	S	0	0	0
			2748	1729	522	494	3			

- Molecule 42 is a protein called 60S ribosomal protein L5.

Mol	Chain	Residues	Atoms					ZeroOcc	AltConf	Trace
42	L5	296	Total	C	N	O	S	0	0	0
			2375	1501	414	458	2			
42	l5	294	Total	C	N	O	S	0	0	0
			2359	1489	412	456	2			

- Molecule 43 is a protein called 60S ribosomal protein L6-A.

Mol	Chain	Residues	Atoms					ZeroOcc	AltConf	Trace
43	L6	156	Total	C	N	O	S	0	0	0
			1239	800	222	216	1			
43	l6	157	Total	C	N	O	S	0	0	0
			1248	806	224	217	1			

- Molecule 44 is a protein called 60S ribosomal protein L7-A.

Mol	Chain	Residues	Atoms					ZeroOcc	AltConf	Trace
44	L7	222	Total	C	N	O	S	0	0	0
			1784	1151	324	308	1			
44	l7	223	Total	C	N	O	S	0	0	0
			1791	1155	325	310	1			

- Molecule 45 is a protein called 60S ribosomal protein L8-A.

Mol	Chain	Residues	Atoms					ZeroOcc	AltConf	Trace
45	L8	233	Total	C	N	O	S	0	0	0
			1804	1151	323	327	3			
45	l8	231	Total	C	N	O	S	0	0	0
			1763	1130	316	314	3			

- Molecule 46 is a protein called 60S ribosomal protein L9-A.

Mol	Chain	Residues	Atoms					ZeroOcc	AltConf	Trace
46	L9	191	Total	C	N	O	S	0	0	0
			1518	963	274	277	4			
46	l9	191	Total	C	N	O	S	0	0	0
			1518	963	274	277	4			

- Molecule 47 is a protein called 60S ribosomal protein L10.

Mol	Chain	Residues	Atoms					ZeroOcc	AltConf	Trace
47	M0	211	Total	C	N	O	S	0	0	0
			1705	1083	322	294	6			
47	m0	213	Total	C	N	O	S	0	0	0
			1722	1094	325	297	6			

- Molecule 48 is a protein called 60S ribosomal protein L11-B.

Mol	Chain	Residues	Atoms					ZeroOcc	AltConf	Trace
48	M1	169	Total	C	N	O	S	0	0	0
			1353	847	253	249	4			
48	m1	169	Total	C	N	O	S	0	0	0
			1353	847	253	249	4			

- Molecule 49 is a protein called 60S ribosomal protein L13-A.

Mol	Chain	Residues	Atoms				ZeroOcc	AltConf	Trace
49	M3	193	Total	C	N	O	0	0	0
			1543	962	315	266			
49	m3	194	Total	C	N	O	0	0	0
			1548	965	316	267			

- Molecule 50 is a protein called 60S ribosomal protein L14-A.

Mol	Chain	Residues	Atoms					ZeroOcc	AltConf	Trace
50	M4	136	Total	C	N	O	S	0	0	0
			1053	675	199	177	2			
50	m4	137	Total	C	N	O	S	0	0	0
			1059	678	200	179	2			

- Molecule 51 is a protein called 60S ribosomal protein L15-A.

Mol	Chain	Residues	Atoms					ZeroOcc	AltConf	Trace
51	M5	203	Total	C	N	O	S	0	0	0
			1720	1077	361	281	1			
51	m5	203	Total	C	N	O	S	0	0	0
			1720	1077	361	281	1			

- Molecule 52 is a protein called 60S ribosomal protein L16-A.

Mol	Chain	Residues	Atoms					ZeroOcc	AltConf	Trace
52	M6	197	Total	C	N	O	S	0	0	0
			1555	1003	289	262	1			
52	m6	197	Total	C	N	O	S	0	0	0
			1555	1003	289	262	1			

- Molecule 53 is a protein called 60S ribosomal protein L17-A.

Mol	Chain	Residues	Atoms					ZeroOcc	AltConf	Trace
53	M7	183	Total	C	N	O		0	0	0
			1420	882	281	257				
53	m7	155	Total	C	N	O		0	0	0
			1227	764	238	225				

- Molecule 54 is a protein called 60S ribosomal protein L18-A.

Mol	Chain	Residues	Atoms					ZeroOcc	AltConf	Trace
54	M8	185	Total	C	N	O	S	0	0	0
			1441	908	290	241	2			
54	m8	185	Total	C	N	O	S	0	0	0
			1441	908	290	241	2			

- Molecule 55 is a protein called 60S ribosomal protein L19-A.

Mol	Chain	Residues	Atoms					ZeroOcc	AltConf	Trace
55	M9	188	Total	C	N	O		0	0	0
			1521	935	326	260				

Continued on next page...

Continued from previous page...

Mol	Chain	Residues	Atoms				ZeroOcc	AltConf	Trace
55	m9	188	Total	C	N	O	0	0	0
			1521	935	326	260			

- Molecule 56 is a protein called 60S ribosomal protein L20-A.

Mol	Chain	Residues	Atoms					ZeroOcc	AltConf	Trace
56	N0	172	Total	C	N	O	S	0	0	0
			1445	930	267	244	4			
56	n0	172	Total	C	N	O	S	0	0	0
			1445	930	267	244	4			

- Molecule 57 is a protein called 60S ribosomal protein L21-A.

Mol	Chain	Residues	Atoms					ZeroOcc	AltConf	Trace
57	N1	159	Total	C	N	O	S	0	0	0
			1276	805	246	221	4			
57	n1	159	Total	C	N	O	S	0	0	0
			1276	805	246	221	4			

- Molecule 58 is a protein called 60S ribosomal protein L22-A.

Mol	Chain	Residues	Atoms				ZeroOcc	AltConf	Trace
58	N2	100	Total	C	N	O	0	0	0
			796	516	131	149			
58	n2	98	Total	C	N	O	0	0	0
			778	505	127	146			

- Molecule 59 is a protein called 60S ribosomal protein L23-A.

Mol	Chain	Residues	Atoms					ZeroOcc	AltConf	Trace
59	N3	136	Total	C	N	O	S	0	0	0
			1003	628	189	179	7			
59	n3	136	Total	C	N	O	S	0	0	0
			1003	628	189	179	7			

- Molecule 60 is a protein called 60S ribosomal protein L24-A.

Mol	Chain	Residues	Atoms					ZeroOcc	AltConf	Trace
60	N4	98	Total	C	N	O	S	0	0	0
			699	443	137	118	1			
60	n4	135	Total	C	N	O	S	0	0	0
			1038	651	206	180	1			

- Molecule 61 is a protein called 60S ribosomal protein L25.

Mol	Chain	Residues	Atoms					ZeroOcc	AltConf	Trace
61	N5	121	Total	C	N	O	S	0	0	0
			964	620	169	173	2			
61	n5	120	Total	C	N	O	S	0	0	0
			959	617	168	172	2			

- Molecule 62 is a protein called 60S ribosomal protein L26-A.

Mol	Chain	Residues	Atoms				ZeroOcc	AltConf	Trace
62	N6	126	Total	C	N	O	0	0	0
			993	625	192	176			
62	n6	126	Total	C	N	O	0	0	0
			993	625	192	176			

- Molecule 63 is a protein called 60S ribosomal protein L27-A.

Mol	Chain	Residues	Atoms				ZeroOcc	AltConf	Trace
63	N7	135	Total	C	N	O	0	0	0
			1092	710	202	180			
63	n7	135	Total	C	N	O	0	0	0
			1092	710	202	180			

- Molecule 64 is a protein called 60S ribosomal protein L28.

Mol	Chain	Residues	Atoms					ZeroOcc	AltConf	Trace
64	N8	148	Total	C	N	O	S	0	0	0
			1173	749	231	190	3			
64	n8	148	Total	C	N	O	S	0	0	0
			1173	749	231	190	3			

- Molecule 65 is a protein called 60S ribosomal protein L29.

Mol	Chain	Residues	Atoms				ZeroOcc	AltConf	Trace
65	N9	58	Total	C	N	O	0	0	0
			462	289	100	73			
65	n9	58	Total	C	N	O	0	0	0
			462	289	100	73			

- Molecule 66 is a protein called 60S ribosomal protein L30.

Mol	Chain	Residues	Atoms					ZeroOcc	AltConf	Trace
66	O0	97	Total	C	N	O	S	0	0	0
			743	479	124	139	1			
66	o0	100	Total	C	N	O	S	0	0	0
			767	492	128	146	1			

- Molecule 67 is a protein called 60S ribosomal protein L31-A.

Mol	Chain	Residues	Atoms					ZeroOcc	AltConf	Trace
67	O1	109	Total	C	N	O	S	0	0	0
			876	556	167	152	1			
67	o1	109	Total	C	N	O	S	0	0	0
			883	559	167	156	1			

- Molecule 68 is a protein called 60S ribosomal protein L32.

Mol	Chain	Residues	Atoms					ZeroOcc	AltConf	Trace
68	O2	127	Total	C	N	O	S	0	0	0
			1020	647	205	167	1			
68	o2	127	Total	C	N	O	S	0	0	0
			1020	647	205	167	1			

- Molecule 69 is a protein called 60S ribosomal protein L33-A.

Mol	Chain	Residues	Atoms					ZeroOcc	AltConf	Trace
69	O3	106	Total	C	N	O	S	0	0	0
			850	540	165	144	1			
69	o3	106	Total	C	N	O	S	0	0	0
			850	540	165	144	1			

- Molecule 70 is a protein called 60S ribosomal protein L34-A.

Mol	Chain	Residues	Atoms					ZeroOcc	AltConf	Trace
70	O4	112	Total	C	N	O	S	0	0	0
			880	545	179	152	4			
70	o4	112	Total	C	N	O	S	0	0	0
			880	545	179	152	4			

There are 2 discrepancies between the modelled and reference sequences:

Chain	Residue	Modelled	Actual	Comment	Reference
O4	121	LYS	-	expression tag	UNP P87262
o4	121	LYS	-	expression tag	UNP P87262

- Molecule 71 is a protein called 60S ribosomal protein L35-A.

Mol	Chain	Residues	Atoms					ZeroOcc	AltConf	Trace
71	O5	119	Total	C	N	O	S	0	0	0
			969	615	186	167	1			
71	o5	119	Total	C	N	O	S	0	0	0
			965	612	185	167	1			

- Molecule 72 is a protein called 60S ribosomal protein L36-A.

Mol	Chain	Residues	Atoms					ZeroOcc	AltConf	Trace
72	O6	99	Total	C	N	O	S	0	0	0
			771	481	156	132	2			
72	o6	99	Total	C	N	O	S	0	0	0
			770	481	156	131	2			

- Molecule 73 is a protein called 60S ribosomal protein L37-A.

Mol	Chain	Residues	Atoms					ZeroOcc	AltConf	Trace
73	O7	87	Total	C	N	O	S	0	0	0
			681	414	148	114	5			
73	o7	87	Total	C	N	O	S	0	0	0
			681	414	148	114	5			

- Molecule 74 is a protein called 60S ribosomal protein L38.

Mol	Chain	Residues	Atoms				ZeroOcc	AltConf	Trace
74	O8	77	Total	C	N	O	0	0	0
			612	391	115	106			
74	o8	77	Total	C	N	O	0	0	0
			608	388	114	106			

- Molecule 75 is a protein called 60S ribosomal protein L39.

Mol	Chain	Residues	Atoms					ZeroOcc	AltConf	Trace
75	O9	50	Total	C	N	O	S	0	0	0
			436	272	97	65	2			
75	o9	50	Total	C	N	O	S	0	0	0
			436	272	97	65	2			

- Molecule 76 is a protein called Ubiquitin-60S ribosomal protein L40.

Mol	Chain	Residues	Atoms					ZeroOcc	AltConf	Trace
76	Q0	52	Total	C	N	O	S	0	0	0
			417	259	86	67	5			
76	q0	52	Total	C	N	O	S	0	0	0
			417	259	86	67	5			

- Molecule 77 is a protein called 60S ribosomal protein L41-A.

Mol	Chain	Residues	Atoms					ZeroOcc	AltConf	Trace
77	Q1	25	Total	C	N	O	S	0	0	0
			233	142	63	27	1			
77	q1	25	Total	C	N	O	S	0	0	0
			233	142	63	27	1			

- Molecule 78 is a protein called 60S ribosomal protein L42-A.

Mol	Chain	Residues	Atoms					ZeroOcc	AltConf	Trace
78	Q2	105	Total	C	N	O	S	0	0	0
			847	534	170	138	5			
78	q2	105	Total	C	N	O	S	0	0	0
			847	534	170	138	5			

- Molecule 79 is a protein called 60S ribosomal protein L43-A.

Mol	Chain	Residues	Atoms					ZeroOcc	AltConf	Trace
79	Q3	91	Total	C	N	O	S	0	0	0
			694	429	138	121	6			
79	q3	91	Total	C	N	O	S	0	0	0
			694	429	138	121	6			

- Molecule 80 is a protein called 40S ribosomal protein S30-A.

Mol	Chain	Residues	Atoms					ZeroOcc	AltConf	Trace
80	e0	62	Total	C	N	O	S	0	0	0
			491	309	101	80	1			

- Molecule 81 is a protein called 60S acidic ribosomal protein P0.

Mol	Chain	Residues	Atoms					ZeroOcc	AltConf	Trace
81	p0	143	Total	C	N	O	S	0	0	0
			1076	686	192	195	3			

- Molecule 82 is a protein called unknown protein chain m2.

Mol	Chain	Residues	Atoms				ZeroOcc	AltConf	Trace
82	m2	150	Total	C	N	O	0	0	0
			750	450	150	150			

- Molecule 83 is a protein called unknown protein chain p1.

Mol	Chain	Residues	Atoms				ZeroOcc	AltConf	Trace
83	p1	47	Total	C	N	O	0	0	0
			235	141	47	47			

- Molecule 84 is a protein called unknown protein chain p2.

Mol	Chain	Residues	Atoms				ZeroOcc	AltConf	Trace
84	p2	46	Total	C	N	O	0	0	0
			230	138	46	46			

- Molecule 85 is MAGNESIUM ION (three-letter code: MG) (formula: Mg).

Mol	Chain	Residues	Atoms		ZeroOcc	AltConf
85	L7	2	Total	Mg	0	0
			2	2		
85	m6	2	Total	Mg	0	0
			2	2		
85	n8	3	Total	Mg	0	0
			3	3		
85	N5	1	Total	Mg	0	0
			1	1		
85	6	147	Total	Mg	0	0
			147	147		
85	sM	1	Total	Mg	0	0
			1	1		
85	m5	5	Total	Mg	0	0
			5	5		
85	l3	3	Total	Mg	0	0
			3	3		
85	C1	1	Total	Mg	0	0
			1	1		
85	M1	1	Total	Mg	0	0
			1	1		
85	d6	1	Total	Mg	0	0
			1	1		
85	2	122	Total	Mg	0	0
			122	122		

Continued on next page...

Continued from previous page...

Mol	Chain	Residues	Atoms		ZeroOcc	AltConf
85	n0	1	Total 1	Mg 1	0	0
85	L4	3	Total 3	Mg 3	0	0
85	l7	1	Total 1	Mg 1	0	0
85	M5	2	Total 2	Mg 2	0	0
85	c9	1	Total 1	Mg 1	0	0
85	L8	1	Total 1	Mg 1	0	0
85	D3	1	Total 1	Mg 1	0	0
85	M9	1	Total 1	Mg 1	0	0
85	q0	2	Total 2	Mg 2	0	0
85	SM	1	Total 1	Mg 1	0	0
85	o4	3	Total 3	Mg 3	0	0
85	M0	3	Total 3	Mg 3	0	0
85	c1	1	Total 1	Mg 1	0	0
85	n6	2	Total 2	Mg 2	0	0
85	5	495	Total 495	Mg 495	0	0
85	c8	1	Total 1	Mg 1	0	0
85	O7	2	Total 2	Mg 2	0	0
85	Q2	1	Total 1	Mg 1	0	0
85	n9	2	Total 2	Mg 2	0	0
85	1	462	Total 462	Mg 462	0	0
85	c4	1	Total 1	Mg 1	0	0

Continued on next page...

Continued from previous page...

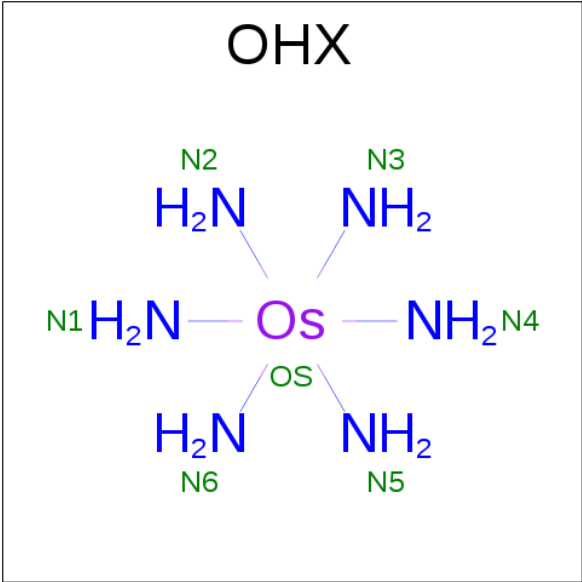
Mol	Chain	Residues	Atoms		ZeroOcc	AltConf
85	D0	1	Total 1	Mg 1	0	0
85	S8	1	Total 1	Mg 1	0	0
85	l2	3	Total 3	Mg 3	0	0
85	O2	2	Total 2	Mg 2	0	0
85	o7	1	Total 1	Mg 1	0	0
85	o3	2	Total 2	Mg 2	0	0
85	d3	3	Total 3	Mg 3	0	0
85	M3	2	Total 2	Mg 2	0	0
85	N3	3	Total 3	Mg 3	0	0
85	4	23	Total 23	Mg 23	0	0
85	D4	1	Total 1	Mg 1	0	0
85	S4	1	Total 1	Mg 1	0	0
85	L2	2	Total 2	Mg 2	0	0
85	m1	1	Total 1	Mg 1	0	0
85	l5	3	Total 3	Mg 3	0	0
85	d0	1	Total 1	Mg 1	0	0
85	M7	5	Total 5	Mg 5	0	0
85	m4	1	Total 1	Mg 1	0	0
85	N8	5	Total 5	Mg 5	0	0
85	s1	1	Total 1	Mg 1	0	0
85	l9	1	Total 1	Mg 1	0	0

Continued on next page...

Continued from previous page...

Mol	Chain	Residues	Atoms		ZeroOcc	AltConf
85	O1	1	Total 1	Mg 1	0	0
85	s8	1	Total 1	Mg 1	0	0
85	c7	1	Total 1	Mg 1	0	0
85	7	17	Total 17	Mg 17	0	0
85	n3	1	Total 1	Mg 1	0	0
85	q1	1	Total 1	Mg 1	0	0
85	L3	4	Total 4	Mg 4	0	0
85	O5	1	Total 1	Mg 1	0	0
85	N6	2	Total 2	Mg 2	0	0
85	8	14	Total 14	Mg 14	0	0
85	l4	1	Total 1	Mg 1	0	0
85	M6	1	Total 1	Mg 1	0	0
85	N0	1	Total 1	Mg 1	0	0
85	m0	1	Total 1	Mg 1	0	0
85	3	15	Total 15	Mg 15	0	0
85	m7	6	Total 6	Mg 6	0	0

- Molecule 86 is osmium (III) hexammine (three-letter code: OHX) (formula: H₁₂N₆Os).



Mol	Chain	Residues	Atoms			ZeroOcc	AltConf
86	2	1	Total	N	Os	0	0
			7	6	1		
86	2	1	Total	N	Os	0	0
			7	6	1		
86	2	1	Total	N	Os	0	0
			7	6	1		
86	2	1	Total	N	Os	0	0
			7	6	1		
86	2	1	Total	N	Os	0	0
			7	6	1		
86	2	1	Total	N	Os	0	0
			7	6	1		
86	2	1	Total	N	Os	0	0
			7	6	1		
86	2	1	Total	N	Os	0	0
			7	6	1		
86	2	1	Total	N	Os	0	0
			7	6	1		
86	2	1	Total	N	Os	0	0
			7	6	1		
86	2	1	Total	N	Os	0	0
			7	6	1		

Continued on next page...

Continued from previous page...

Mol	Chain	Residues	Atoms			ZeroOcc	AltConf
86	2	1	Total	N	Os	0	0
			7	6	1		
86	2	1	Total	N	Os	0	0
			7	6	1		
86	2	1	Total	N	Os	0	0
			7	6	1		
86	2	1	Total	N	Os	0	0
			7	6	1		
86	2	1	Total	N	Os	0	0
			7	6	1		
86	2	1	Total	N	Os	0	0
			7	6	1		
86	2	1	Total	N	Os	0	0
			7	6	1		
86	2	1	Total	N	Os	0	0
			7	6	1		
86	2	1	Total	N	Os	0	0
			7	6	1		
86	2	1	Total	N	Os	0	0
			7	6	1		
86	2	1	Total	N	Os	0	0
			7	6	1		
86	2	1	Total	N	Os	0	0
			7	6	1		
86	2	1	Total	N	Os	0	0
			7	6	1		
86	2	1	Total	N	Os	0	0
			7	6	1		
86	2	1	Total	N	Os	0	0
			7	6	1		
86	2	1	Total	N	Os	0	0
			7	6	1		
86	2	1	Total	N	Os	0	0
			7	6	1		
86	2	1	Total	N	Os	0	0
			7	6	1		

Continued on next page...

Continued from previous page...

Mol	Chain	Residues	Atoms			ZeroOcc	AltConf
86	2	1	Total	N	Os	0	0
			7	6	1		
86	2	1	Total	N	Os	0	0
			7	6	1		
86	2	1	Total	N	Os	0	0
			7	6	1		
86	2	1	Total	N	Os	0	0
			7	6	1		
86	2	1	Total	N	Os	0	0
			7	6	1		
86	2	1	Total	N	Os	0	0
			7	6	1		
86	2	1	Total	N	Os	0	0
			7	6	1		
86	2	1	Total	N	Os	0	0
			7	6	1		
86	2	1	Total	N	Os	0	0
			7	6	1		
86	2	1	Total	N	Os	0	0
			7	6	1		
86	2	1	Total	N	Os	0	0
			7	6	1		
86	2	1	Total	N	Os	0	0
			7	6	1		
86	2	1	Total	N	Os	0	0
			7	6	1		
86	2	1	Total	N	Os	0	0
			7	6	1		
86	2	1	Total	N	Os	0	0
			7	6	1		
86	2	1	Total	N	Os	0	0
			7	6	1		
86	2	1	Total	N	Os	0	0
			7	6	1		
86	2	1	Total	N	Os	0	0
			7	6	1		

Continued on next page...

Continued from previous page...

Mol	Chain	Residues	Atoms			ZeroOcc	AltConf
86	2	1	Total	N	Os	0	0
			7	6	1		
86	2	1	Total	N	Os	0	0
			7	6	1		
86	2	1	Total	N	Os	0	0
			7	6	1		
86	2	1	Total	N	Os	0	0
			7	6	1		
86	2	1	Total	N	Os	0	0
			7	6	1		
86	2	1	Total	N	Os	0	0
			7	6	1		
86	2	1	Total	N	Os	0	0
			7	6	1		
86	2	1	Total	N	Os	0	0
			7	6	1		
86	2	1	Total	N	Os	0	0
			7	6	1		
86	2	1	Total	N	Os	0	0
			7	6	1		
86	2	1	Total	N	Os	0	0
			7	6	1		
86	2	1	Total	N	Os	0	0
			7	6	1		
86	2	1	Total	N	Os	0	0
			7	6	1		
86	2	1	Total	N	Os	0	0
			7	6	1		
86	2	1	Total	N	Os	0	0
			7	6	1		
86	2	1	Total	N	Os	0	0
			7	6	1		
86	2	1	Total	N	Os	0	0
			7	6	1		

Continued on next page...

Continued from previous page...

Mol	Chain	Residues	Atoms			ZeroOcc	AltConf
86	2	1	Total	N	Os	0	0
			7	6	1		
86	2	1	Total	N	Os	0	0
			7	6	1		
86	2	1	Total	N	Os	0	0
			7	6	1		
86	2	1	Total	N	Os	0	0
			7	6	1		
86	2	1	Total	N	Os	0	0
			7	6	1		
86	2	1	Total	N	Os	0	0
			7	6	1		
86	2	1	Total	N	Os	0	0
			7	6	1		
86	2	1	Total	N	Os	0	0
			7	6	1		
86	2	1	Total	N	Os	0	0
			7	6	1		
86	2	1	Total	N	Os	0	0
			7	6	1		
86	2	1	Total	N	Os	0	0
			7	6	1		
86	2	1	Total	N	Os	0	0
			7	6	1		
86	2	1	Total	N	Os	0	0
			7	6	1		
86	2	1	Total	N	Os	0	0
			7	6	1		
86	2	1	Total	N	Os	0	0
			7	6	1		
86	2	1	Total	N	Os	0	0
			7	6	1		
86	2	1	Total	N	Os	0	0
			7	6	1		

Continued on next page...

Continued from previous page...

Mol	Chain	Residues	Atoms			ZeroOcc	AltConf
86	2	1	Total	N	Os	0	0
			7	6	1		
86	2	1	Total	N	Os	0	0
			7	6	1		
86	2	1	Total	N	Os	0	0
			7	6	1		
86	2	1	Total	N	Os	0	0
			7	6	1		
86	2	1	Total	N	Os	0	0
			7	6	1		
86	2	1	Total	N	Os	0	0
			7	6	1		
86	2	1	Total	N	Os	0	0
			7	6	1		
86	2	1	Total	N	Os	0	0
			7	6	1		
86	2	1	Total	N	Os	0	0
			7	6	1		
86	2	1	Total	N	Os	0	0
			7	6	1		
86	2	1	Total	N	Os	0	0
			7	6	1		
86	2	1	Total	N	Os	0	0
			7	6	1		
86	2	1	Total	N	Os	0	0
			7	6	1		
86	2	1	Total	N	Os	0	0
			7	6	1		
86	2	1	Total	N	Os	0	0
			7	6	1		
86	2	1	Total	N	Os	0	0
			7	6	1		
86	2	1	Total	N	Os	0	0
			7	6	1		
86	2	1	Total	N	Os	0	0
			7	6	1		

Continued on next page...

Continued from previous page...

Mol	Chain	Residues	Atoms			ZeroOcc	AltConf
86	2	1	Total	N	Os	0	0
			7	6	1		
86	2	1	Total	N	Os	0	0
			7	6	1		
86	2	1	Total	N	Os	0	0
			7	6	1		
86	2	1	Total	N	Os	0	0
			7	6	1		
86	2	1	Total	N	Os	0	0
			7	6	1		
86	2	1	Total	N	Os	0	0
			7	6	1		
86	2	1	Total	N	Os	0	0
			7	6	1		
86	2	1	Total	N	Os	0	0
			7	6	1		
86	2	1	Total	N	Os	0	0
			7	6	1		
86	2	1	Total	N	Os	0	0
			7	6	1		
86	2	1	Total	N	Os	0	0
			7	6	1		
86	2	1	Total	N	Os	0	0
			7	6	1		
86	2	1	Total	N	Os	0	0
			7	6	1		
86	2	1	Total	N	Os	0	0
			7	6	1		
86	2	1	Total	N	Os	0	0
			7	6	1		
86	2	1	Total	N	Os	0	0
			7	6	1		
86	2	1	Total	N	Os	0	0
			7	6	1		
86	2	1	Total	N	Os	0	0
			7	6	1		

Continued on next page...

Continued from previous page...

Mol	Chain	Residues	Atoms			ZeroOcc	AltConf
86	2	1	Total	N	Os	0	0
			7	6	1		
86	2	1	Total	N	Os	0	0
			7	6	1		
86	2	1	Total	N	Os	0	0
			7	6	1		
86	2	1	Total	N	Os	0	0
			7	6	1		
86	2	1	Total	N	Os	0	0
			7	6	1		
86	2	1	Total	N	Os	0	0
			7	6	1		
86	2	1	Total	N	Os	0	0
			7	6	1		
86	2	1	Total	N	Os	0	0
			7	6	1		
86	2	1	Total	N	Os	0	0
			7	6	1		
86	2	1	Total	N	Os	0	0
			7	6	1		
86	2	1	Total	N	Os	0	0
			7	6	1		
86	2	1	Total	N	Os	0	0
			7	6	1		
86	2	1	Total	N	Os	0	0
			7	6	1		
86	2	1	Total	N	Os	0	0
			7	6	1		
86	S8	1	Total	N	Os	0	0
			7	6	1		
86	C3	1	Total	N	Os	0	0
			7	6	1		
86	C5	1	Total	N	Os	0	0
			7	6	1		

Continued on next page...

Continued from previous page...

Mol	Chain	Residues	Atoms			ZeroOcc	AltConf
86	C8	1	Total	N	Os	0	0
			7	6	1		
86	D3	1	Total	N	Os	0	0
			7	6	1		
86	D9	1	Total	N	Os	0	0
			7	6	1		
86	SR	1	Total	N	Os	0	0
			7	6	1		
86	1	1	Total	N	Os	0	0
			7	6	1		
86	1	1	Total	N	Os	0	0
			7	6	1		
86	1	1	Total	N	Os	0	0
			7	6	1		
86	1	1	Total	N	Os	0	0
			7	6	1		
86	1	1	Total	N	Os	0	0
			7	6	1		
86	1	1	Total	N	Os	0	0
			7	6	1		
86	1	1	Total	N	Os	0	0
			7	6	1		
86	1	1	Total	N	Os	0	0
			7	6	1		
86	1	1	Total	N	Os	0	0
			7	6	1		
86	1	1	Total	N	Os	0	0
			7	6	1		
86	1	1	Total	N	Os	0	0
			7	6	1		
86	1	1	Total	N	Os	0	0
			7	6	1		
86	1	1	Total	N	Os	0	0
			7	6	1		
86	1	1	Total	N	Os	0	0
			7	6	1		

Continued on next page...

Continued from previous page...

Mol	Chain	Residues	Atoms			ZeroOcc	AltConf
86	1	1	Total	N	Os	0	0
			7	6	1		
86	1	1	Total	N	Os	0	0
			7	6	1		
86	1	1	Total	N	Os	0	0
			7	6	1		
86	1	1	Total	N	Os	0	0
			7	6	1		
86	1	1	Total	N	Os	0	0
			7	6	1		
86	1	1	Total	N	Os	0	0
			7	6	1		
86	1	1	Total	N	Os	0	0
			7	6	1		
86	1	1	Total	N	Os	0	0
			7	6	1		
86	1	1	Total	N	Os	0	0
			7	6	1		
86	1	1	Total	N	Os	0	0
			7	6	1		
86	1	1	Total	N	Os	0	0
			7	6	1		
86	1	1	Total	N	Os	0	0
			7	6	1		
86	1	1	Total	N	Os	0	0
			7	6	1		
86	1	1	Total	N	Os	0	0
			7	6	1		
86	1	1	Total	N	Os	0	0
			7	6	1		
86	1	1	Total	N	Os	0	0
			7	6	1		
86	1	1	Total	N	Os	0	0
			7	6	1		
86	1	1	Total	N	Os	0	0
			7	6	1		

Continued on next page...

Continued from previous page...

Mol	Chain	Residues	Atoms			ZeroOcc	AltConf
86	1	1	Total	N	Os	0	0
			7	6	1		
86	1	1	Total	N	Os	0	0
			7	6	1		
86	1	1	Total	N	Os	0	0
			7	6	1		
86	1	1	Total	N	Os	0	0
			7	6	1		
86	1	1	Total	N	Os	0	0
			7	6	1		
86	1	1	Total	N	Os	0	0
			7	6	1		
86	1	1	Total	N	Os	0	0
			7	6	1		
86	1	1	Total	N	Os	0	0
			7	6	1		
86	1	1	Total	N	Os	0	0
			7	6	1		
86	1	1	Total	N	Os	0	0
			7	6	1		
86	1	1	Total	N	Os	0	0
			7	6	1		
86	1	1	Total	N	Os	0	0
			7	6	1		
86	1	1	Total	N	Os	0	0
			7	6	1		
86	1	1	Total	N	Os	0	0
			7	6	1		
86	1	1	Total	N	Os	0	0
			7	6	1		
86	1	1	Total	N	Os	0	0
			7	6	1		
86	1	1	Total	N	Os	0	0
			7	6	1		
86	1	1	Total	N	Os	0	0
			7	6	1		

Continued on next page...

Continued from previous page...

Mol	Chain	Residues	Atoms			ZeroOcc	AltConf
86	1	1	Total	N	Os	0	0
			7	6	1		
86	1	1	Total	N	Os	0	0
			7	6	1		
86	1	1	Total	N	Os	0	0
			7	6	1		
86	1	1	Total	N	Os	0	0
			7	6	1		
86	1	1	Total	N	Os	0	0
			7	6	1		
86	1	1	Total	N	Os	0	0
			7	6	1		
86	1	1	Total	N	Os	0	0
			7	6	1		
86	1	1	Total	N	Os	0	0
			7	6	1		
86	1	1	Total	N	Os	0	0
			7	6	1		
86	1	1	Total	N	Os	0	0
			7	6	1		
86	1	1	Total	N	Os	0	0
			7	6	1		
86	1	1	Total	N	Os	0	0
			7	6	1		
86	1	1	Total	N	Os	0	0
			7	6	1		
86	1	1	Total	N	Os	0	0
			7	6	1		
86	1	1	Total	N	Os	0	0
			7	6	1		
86	1	1	Total	N	Os	0	0
			7	6	1		
86	1	1	Total	N	Os	0	0
			7	6	1		
86	1	1	Total	N	Os	0	0
			7	6	1		
86	1	1	Total	N	Os	0	0
			7	6	1		

Continued on next page...

Continued from previous page...

Mol	Chain	Residues	Atoms			ZeroOcc	AltConf
86	1	1	Total	N	Os	0	0
			7	6	1		
86	1	1	Total	N	Os	0	0
			7	6	1		
86	1	1	Total	N	Os	0	0
			7	6	1		
86	1	1	Total	N	Os	0	0
			7	6	1		
86	1	1	Total	N	Os	0	0
			7	6	1		
86	1	1	Total	N	Os	0	0
			7	6	1		
86	1	1	Total	N	Os	0	0
			7	6	1		
86	1	1	Total	N	Os	0	0
			7	6	1		
86	1	1	Total	N	Os	0	0
			7	6	1		
86	1	1	Total	N	Os	0	0
			7	6	1		
86	1	1	Total	N	Os	0	0
			7	6	1		
86	1	1	Total	N	Os	0	0
			7	6	1		
86	1	1	Total	N	Os	0	0
			7	6	1		
86	1	1	Total	N	Os	0	0
			7	6	1		
86	1	1	Total	N	Os	0	0
			7	6	1		
86	1	1	Total	N	Os	0	0
			7	6	1		
86	1	1	Total	N	Os	0	0
			7	6	1		
86	1	1	Total	N	Os	0	0
			7	6	1		

Continued on next page...

Continued from previous page...

Mol	Chain	Residues	Atoms			ZeroOcc	AltConf
86	1	1	Total	N	Os	0	0
			7	6	1		
86	1	1	Total	N	Os	0	0
			7	6	1		
86	1	1	Total	N	Os	0	0
			7	6	1		
86	1	1	Total	N	Os	0	0
			7	6	1		
86	1	1	Total	N	Os	0	0
			7	6	1		
86	1	1	Total	N	Os	0	0
			7	6	1		
86	1	1	Total	N	Os	0	0
			7	6	1		
86	1	1	Total	N	Os	0	0
			7	6	1		
86	1	1	Total	N	Os	0	0
			7	6	1		
86	1	1	Total	N	Os	0	0
			7	6	1		
86	1	1	Total	N	Os	0	0
			7	6	1		
86	1	1	Total	N	Os	0	0
			7	6	1		
86	1	1	Total	N	Os	0	0
			7	6	1		
86	1	1	Total	N	Os	0	0
			7	6	1		
86	1	1	Total	N	Os	0	0
			7	6	1		
86	1	1	Total	N	Os	0	0
			7	6	1		
86	1	1	Total	N	Os	0	0
			7	6	1		
86	1	1	Total	N	Os	0	0
			7	6	1		

Continued on next page...

Continued from previous page...

Mol	Chain	Residues	Atoms			ZeroOcc	AltConf
86	1	1	Total	N	Os	0	0
			7	6	1		
86	1	1	Total	N	Os	0	0
			7	6	1		
86	1	1	Total	N	Os	0	0
			7	6	1		
86	1	1	Total	N	Os	0	0
			7	6	1		
86	1	1	Total	N	Os	0	0
			7	6	1		
86	1	1	Total	N	Os	0	0
			7	6	1		
86	1	1	Total	N	Os	0	0
			7	6	1		
86	1	1	Total	N	Os	0	0
			7	6	1		
86	1	1	Total	N	Os	0	0
			7	6	1		
86	1	1	Total	N	Os	0	0
			7	6	1		
86	1	1	Total	N	Os	0	0
			7	6	1		
86	1	1	Total	N	Os	0	0
			7	6	1		
86	1	1	Total	N	Os	0	0
			7	6	1		
86	1	1	Total	N	Os	0	0
			7	6	1		
86	1	1	Total	N	Os	0	0
			7	6	1		
86	1	1	Total	N	Os	0	0
			7	6	1		
86	1	1	Total	N	Os	0	0
			7	6	1		
86	1	1	Total	N	Os	0	0
			7	6	1		

Continued on next page...

Continued from previous page...

Mol	Chain	Residues	Atoms			ZeroOcc	AltConf
86	1	1	Total	N	Os	0	0
			7	6	1		
86	1	1	Total	N	Os	0	0
			7	6	1		
86	1	1	Total	N	Os	0	0
			7	6	1		
86	1	1	Total	N	Os	0	0
			7	6	1		
86	1	1	Total	N	Os	0	0
			7	6	1		
86	1	1	Total	N	Os	0	0
			7	6	1		
86	1	1	Total	N	Os	0	0
			7	6	1		
86	1	1	Total	N	Os	0	0
			7	6	1		
86	1	1	Total	N	Os	0	0
			7	6	1		
86	1	1	Total	N	Os	0	0
			7	6	1		
86	1	1	Total	N	Os	0	0
			7	6	1		
86	1	1	Total	N	Os	0	0
			7	6	1		
86	1	1	Total	N	Os	0	0
			7	6	1		
86	1	1	Total	N	Os	0	0
			7	6	1		
86	1	1	Total	N	Os	0	0
			7	6	1		
86	1	1	Total	N	Os	0	0
			7	6	1		
86	1	1	Total	N	Os	0	0
			7	6	1		

Continued on next page...

Continued from previous page...

Mol	Chain	Residues	Atoms			ZeroOcc	AltConf
86	1	1	Total	N	Os	0	0
			7	6	1		
86	1	1	Total	N	Os	0	0
			7	6	1		
86	1	1	Total	N	Os	0	0
			7	6	1		
86	1	1	Total	N	Os	0	0
			7	6	1		
86	1	1	Total	N	Os	0	0
			7	6	1		
86	1	1	Total	N	Os	0	0
			7	6	1		
86	1	1	Total	N	Os	0	0
			7	6	1		
86	1	1	Total	N	Os	0	0
			7	6	1		
86	1	1	Total	N	Os	0	0
			7	6	1		
86	1	1	Total	N	Os	0	0
			7	6	1		
86	1	1	Total	N	Os	0	0
			7	6	1		
86	1	1	Total	N	Os	0	0
			7	6	1		
86	1	1	Total	N	Os	0	0
			7	6	1		
86	1	1	Total	N	Os	0	0
			7	6	1		
86	1	1	Total	N	Os	0	0
			7	6	1		
86	1	1	Total	N	Os	0	0
			7	6	1		
86	1	1	Total	N	Os	0	0
			7	6	1		
86	1	1	Total	N	Os	0	0
			7	6	1		

Continued on next page...

Continued from previous page...

Mol	Chain	Residues	Atoms			ZeroOcc	AltConf
86	1	1	Total	N	Os	0	0
			7	6	1		
86	1	1	Total	N	Os	0	0
			7	6	1		
86	1	1	Total	N	Os	0	0
			7	6	1		
86	1	1	Total	N	Os	0	0
			7	6	1		
86	1	1	Total	N	Os	0	0
			7	6	1		
86	1	1	Total	N	Os	0	0
			7	6	1		
86	1	1	Total	N	Os	0	0
			7	6	1		
86	1	1	Total	N	Os	0	0
			7	6	1		
86	1	1	Total	N	Os	0	0
			7	6	1		
86	1	1	Total	N	Os	0	0
			7	6	1		
86	1	1	Total	N	Os	0	0
			7	6	1		
86	1	1	Total	N	Os	0	0
			7	6	1		
86	1	1	Total	N	Os	0	0
			7	6	1		
86	1	1	Total	N	Os	0	0
			7	6	1		
86	1	1	Total	N	Os	0	0
			7	6	1		
86	1	1	Total	N	Os	0	0
			7	6	1		
86	1	1	Total	N	Os	0	0
			7	6	1		
86	1	1	Total	N	Os	0	0
			7	6	1		

Continued on next page...

Continued from previous page...

Mol	Chain	Residues	Atoms			ZeroOcc	AltConf
86	1	1	Total	N	Os	0	0
			7	6	1		
86	1	1	Total	N	Os	0	0
			7	6	1		
86	1	1	Total	N	Os	0	0
			7	6	1		
86	1	1	Total	N	Os	0	0
			7	6	1		
86	1	1	Total	N	Os	0	0
			7	6	1		
86	1	1	Total	N	Os	0	0
			7	6	1		
86	1	1	Total	N	Os	0	0
			7	6	1		
86	1	1	Total	N	Os	0	0
			7	6	1		
86	1	1	Total	N	Os	0	0
			7	6	1		
86	1	1	Total	N	Os	0	0
			7	6	1		
86	1	1	Total	N	Os	0	0
			7	6	1		
86	1	1	Total	N	Os	0	0
			7	6	1		
86	1	1	Total	N	Os	0	0
			7	6	1		
86	1	1	Total	N	Os	0	0
			7	6	1		
86	1	1	Total	N	Os	0	0
			7	6	1		
86	1	1	Total	N	Os	0	0
			7	6	1		
86	1	1	Total	N	Os	0	0
			7	6	1		
86	1	1	Total	N	Os	0	0
			7	6	1		

Continued on next page...

Continued from previous page...

Mol	Chain	Residues	Atoms			ZeroOcc	AltConf
86	1	1	Total	N	Os	0	0
			7	6	1		
86	1	1	Total	N	Os	0	0
			7	6	1		
86	1	1	Total	N	Os	0	0
			7	6	1		
86	1	1	Total	N	Os	0	0
			7	6	1		
86	1	1	Total	N	Os	0	0
			7	6	1		
86	1	1	Total	N	Os	0	0
			7	6	1		
86	1	1	Total	N	Os	0	0
			7	6	1		
86	1	1	Total	N	Os	0	0
			7	6	1		
86	1	1	Total	N	Os	0	0
			7	6	1		
86	1	1	Total	N	Os	0	0
			7	6	1		
86	1	1	Total	N	Os	0	0
			7	6	1		
86	1	1	Total	N	Os	0	0
			7	6	1		
86	1	1	Total	N	Os	0	0
			7	6	1		
86	1	1	Total	N	Os	0	0
			7	6	1		
86	1	1	Total	N	Os	0	0
			7	6	1		
86	1	1	Total	N	Os	0	0
			7	6	1		
86	1	1	Total	N	Os	0	0
			7	6	1		
86	1	1	Total	N	Os	0	0
			7	6	1		

Continued on next page...

Continued from previous page...

Mol	Chain	Residues	Atoms			ZeroOcc	AltConf
86	1	1	Total	N	Os	0	0
			7	6	1		
86	1	1	Total	N	Os	0	0
			7	6	1		
86	1	1	Total	N	Os	0	0
			7	6	1		
86	1	1	Total	N	Os	0	0
			7	6	1		
86	1	1	Total	N	Os	0	0
			7	6	1		
86	1	1	Total	N	Os	0	0
			7	6	1		
86	1	1	Total	N	Os	0	0
			7	6	1		
86	1	1	Total	N	Os	0	0
			7	6	1		
86	1	1	Total	N	Os	0	0
			7	6	1		
86	1	1	Total	N	Os	0	0
			7	6	1		
86	1	1	Total	N	Os	0	0
			7	6	1		
86	1	1	Total	N	Os	0	0
			7	6	1		
86	1	1	Total	N	Os	0	0
			7	6	1		
86	1	1	Total	N	Os	0	0
			7	6	1		
86	1	1	Total	N	Os	0	0
			7	6	1		
86	1	1	Total	N	Os	0	0
			7	6	1		
86	1	1	Total	N	Os	0	0
			7	6	1		
86	1	1	Total	N	Os	0	0
			7	6	1		

Continued on next page...

Continued from previous page...

Mol	Chain	Residues	Atoms			ZeroOcc	AltConf
86	1	1	Total	N	Os	0	0
			7	6	1		
86	1	1	Total	N	Os	0	0
			7	6	1		
86	1	1	Total	N	Os	0	0
			7	6	1		
86	1	1	Total	N	Os	0	0
			7	6	1		
86	1	1	Total	N	Os	0	0
			7	6	1		
86	1	1	Total	N	Os	0	0
			7	6	1		
86	1	1	Total	N	Os	0	0
			7	6	1		
86	1	1	Total	N	Os	0	0
			7	6	1		
86	1	1	Total	N	Os	0	0
			7	6	1		
86	1	1	Total	N	Os	0	0
			7	6	1		
86	1	1	Total	N	Os	0	0
			7	6	1		
86	1	1	Total	N	Os	0	0
			7	6	1		
86	1	1	Total	N	Os	0	0
			7	6	1		
86	1	1	Total	N	Os	0	0
			7	6	1		
86	1	1	Total	N	Os	0	0
			7	6	1		
86	1	1	Total	N	Os	0	0
			7	6	1		
86	1	1	Total	N	Os	0	0
			7	6	1		

Continued on next page...

Continued from previous page...

Mol	Chain	Residues	Atoms			ZeroOcc	AltConf
86	1	1	Total	N	Os	0	0
			7	6	1		
86	1	1	Total	N	Os	0	0
			7	6	1		
86	1	1	Total	N	Os	0	0
			7	6	1		
86	1	1	Total	N	Os	0	0
			7	6	1		
86	1	1	Total	N	Os	0	0
			7	6	1		
86	1	1	Total	N	Os	0	0
			7	6	1		
86	1	1	Total	N	Os	0	0
			7	6	1		
86	1	1	Total	N	Os	0	0
			7	6	1		
86	1	1	Total	N	Os	0	0
			7	6	1		
86	1	1	Total	N	Os	0	0
			7	6	1		
86	1	1	Total	N	Os	0	0
			7	6	1		
86	1	1	Total	N	Os	0	0
			7	6	1		
86	1	1	Total	N	Os	0	0
			7	6	1		
86	1	1	Total	N	Os	0	0
			7	6	1		
86	1	1	Total	N	Os	0	0
			7	6	1		
86	1	1	Total	N	Os	0	0
			7	6	1		
86	1	1	Total	N	Os	0	0
			7	6	1		
86	1	1	Total	N	Os	0	0
			7	6	1		

Continued on next page...

Continued from previous page...

Mol	Chain	Residues	Atoms			ZeroOcc	AltConf
86	1	1	Total	N	Os	0	0
			7	6	1		
86	1	1	Total	N	Os	0	0
			7	6	1		
86	1	1	Total	N	Os	0	0
			7	6	1		
86	1	1	Total	N	Os	0	0
			7	6	1		
86	1	1	Total	N	Os	0	0
			7	6	1		
86	1	1	Total	N	Os	0	0
			7	6	1		
86	1	1	Total	N	Os	0	0
			7	6	1		
86	1	1	Total	N	Os	0	0
			7	6	1		
86	1	1	Total	N	Os	0	0
			7	6	1		
86	1	1	Total	N	Os	0	0
			7	6	1		
86	1	1	Total	N	Os	0	0
			7	6	1		
86	1	1	Total	N	Os	0	0
			7	6	1		
86	1	1	Total	N	Os	0	0
			7	6	1		
86	1	1	Total	N	Os	0	0
			7	6	1		
86	1	1	Total	N	Os	0	0
			7	6	1		
86	1	1	Total	N	Os	0	0
			7	6	1		
86	1	1	Total	N	Os	0	0
			7	6	1		
86	1	1	Total	N	Os	0	0
			7	6	1		

Continued on next page...

Continued from previous page...

Mol	Chain	Residues	Atoms			ZeroOcc	AltConf
86	1	1	Total	N	Os	0	0
			7	6	1		
86	1	1	Total	N	Os	0	0
			7	6	1		
86	1	1	Total	N	Os	0	0
			7	6	1		
86	1	1	Total	N	Os	0	0
			7	6	1		
86	1	1	Total	N	Os	0	0
			7	6	1		
86	1	1	Total	N	Os	0	0
			7	6	1		
86	1	1	Total	N	Os	0	0
			7	6	1		
86	1	1	Total	N	Os	0	0
			7	6	1		
86	1	1	Total	N	Os	0	0
			7	6	1		
86	1	1	Total	N	Os	0	0
			7	6	1		
86	1	1	Total	N	Os	0	0
			7	6	1		
86	1	1	Total	N	Os	0	0
			7	6	1		
86	1	1	Total	N	Os	0	0
			7	6	1		
86	1	1	Total	N	Os	0	0
			7	6	1		
86	1	1	Total	N	Os	0	0
			7	6	1		
86	1	1	Total	N	Os	0	0
			7	6	1		
86	1	1	Total	N	Os	0	0
			7	6	1		
86	1	1	Total	N	Os	0	0
			7	6	1		

Continued on next page...

Continued from previous page...

Mol	Chain	Residues	Atoms			ZeroOcc	AltConf
86	1	1	Total	N	Os	0	0
			7	6	1		
86	3	1	Total	N	Os	0	0
			7	6	1		
86	3	1	Total	N	Os	0	0
			7	6	1		
86	3	1	Total	N	Os	0	0
			7	6	1		
86	3	1	Total	N	Os	0	0
			7	6	1		
86	3	1	Total	N	Os	0	0
			7	6	1		
86	3	1	Total	N	Os	0	0
			7	6	1		
86	3	1	Total	N	Os	0	0
			7	6	1		
86	3	1	Total	N	Os	0	0
			7	6	1		
86	3	1	Total	N	Os	0	0
			7	6	1		
86	4	1	Total	N	Os	0	0
			7	6	1		
86	4	1	Total	N	Os	0	0
			7	6	1		
86	4	1	Total	N	Os	0	0
			7	6	1		
86	4	1	Total	N	Os	0	0
			7	6	1		
86	4	1	Total	N	Os	0	0
			7	6	1		
86	4	1	Total	N	Os	0	0
			7	6	1		
86	4	1	Total	N	Os	0	0
			7	6	1		
86	4	1	Total	N	Os	0	0
			7	6	1		
86	4	1	Total	N	Os	0	0
			7	6	1		

Continued on next page...

Continued from previous page...

Mol	Chain	Residues	Atoms			ZeroOcc	AltConf
86	4	1	Total	N	Os	0	0
			7	6	1		
86	4	1	Total	N	Os	0	0
			7	6	1		
86	4	1	Total	N	Os	0	0
			7	6	1		
86	4	1	Total	N	Os	0	0
			7	6	1		
86	4	1	Total	N	Os	0	0
			7	6	1		
86	L3	1	Total	N	Os	0	0
			7	6	1		
86	L3	1	Total	N	Os	0	0
			7	6	1		
86	L4	1	Total	N	Os	0	0
			7	6	1		
86	M0	1	Total	N	Os	0	0
			7	6	1		
86	M5	1	Total	N	Os	0	0
			7	6	1		
86	M7	1	Total	N	Os	0	0
			7	6	1		
86	M7	1	Total	N	Os	0	0
			7	6	1		
86	M9	1	Total	N	Os	0	0
			7	6	1		
86	N9	1	Total	N	Os	0	0
			7	6	1		
86	O1	1	Total	N	Os	0	0
			7	6	1		
86	O3	1	Total	N	Os	0	0
			7	6	1		
86	O7	1	Total	N	Os	0	0
			7	6	1		
86	O7	1	Total	N	Os	0	0
			7	6	1		
86	Q2	1	Total	N	Os	0	0
			7	6	1		
86	6	1	Total	N	Os	0	0
			7	6	1		
86	6	1	Total	N	Os	0	0
			7	6	1		

Continued on next page...

Continued from previous page...

Mol	Chain	Residues	Atoms			ZeroOcc	AltConf
86	6	1	Total	N	Os	0	0
			7	6	1		
86	6	1	Total	N	Os	0	0
			7	6	1		
86	6	1	Total	N	Os	0	0
			7	6	1		
86	6	1	Total	N	Os	0	0
			7	6	1		
86	6	1	Total	N	Os	0	0
			7	6	1		
86	6	1	Total	N	Os	0	0
			7	6	1		
86	6	1	Total	N	Os	0	0
			7	6	1		
86	6	1	Total	N	Os	0	0
			7	6	1		
86	6	1	Total	N	Os	0	0
			7	6	1		
86	6	1	Total	N	Os	0	0
			7	6	1		
86	6	1	Total	N	Os	0	0
			7	6	1		
86	6	1	Total	N	Os	0	0
			7	6	1		
86	6	1	Total	N	Os	0	0
			7	6	1		
86	6	1	Total	N	Os	0	0
			7	6	1		
86	6	1	Total	N	Os	0	0
			7	6	1		
86	6	1	Total	N	Os	0	0
			7	6	1		
86	6	1	Total	N	Os	0	0
			7	6	1		

Continued on next page...

Continued from previous page...

Mol	Chain	Residues	Atoms			ZeroOcc	AltConf
86	6	1	Total	N	Os	0	0
			7	6	1		
86	6	1	Total	N	Os	0	0
			7	6	1		
86	6	1	Total	N	Os	0	0
			7	6	1		
86	6	1	Total	N	Os	0	0
			7	6	1		
86	6	1	Total	N	Os	0	0
			7	6	1		
86	6	1	Total	N	Os	0	0
			7	6	1		
86	6	1	Total	N	Os	0	0
			7	6	1		
86	6	1	Total	N	Os	0	0
			7	6	1		
86	6	1	Total	N	Os	0	0
			7	6	1		
86	6	1	Total	N	Os	0	0
			7	6	1		
86	6	1	Total	N	Os	0	0
			7	6	1		
86	6	1	Total	N	Os	0	0
			7	6	1		
86	6	1	Total	N	Os	0	0
			7	6	1		
86	6	1	Total	N	Os	0	0
			7	6	1		
86	6	1	Total	N	Os	0	0
			7	6	1		
86	6	1	Total	N	Os	0	0
			7	6	1		
86	6	1	Total	N	Os	0	0
			7	6	1		
86	6	1	Total	N	Os	0	0
			7	6	1		

Continued on next page...

Continued from previous page...

Mol	Chain	Residues	Atoms			ZeroOcc	AltConf
86	6	1	Total	N	Os	0	0
			7	6	1		
86	6	1	Total	N	Os	0	0
			7	6	1		
86	6	1	Total	N	Os	0	0
			7	6	1		
86	6	1	Total	N	Os	0	0
			7	6	1		
86	6	1	Total	N	Os	0	0
			7	6	1		
86	6	1	Total	N	Os	0	0
			7	6	1		
86	6	1	Total	N	Os	0	0
			7	6	1		
86	6	1	Total	N	Os	0	0
			7	6	1		
86	6	1	Total	N	Os	0	0
			7	6	1		
86	6	1	Total	N	Os	0	0
			7	6	1		
86	6	1	Total	N	Os	0	0
			7	6	1		
86	6	1	Total	N	Os	0	0
			7	6	1		
86	6	1	Total	N	Os	0	0
			7	6	1		
86	6	1	Total	N	Os	0	0
			7	6	1		
86	6	1	Total	N	Os	0	0
			7	6	1		
86	6	1	Total	N	Os	0	0
			7	6	1		
86	6	1	Total	N	Os	0	0
			7	6	1		
86	6	1	Total	N	Os	0	0
			7	6	1		

Continued on next page...

Continued from previous page...

Mol	Chain	Residues	Atoms			ZeroOcc	AltConf
86	6	1	Total	N	Os	0	0
			7	6	1		
86	6	1	Total	N	Os	0	0
			7	6	1		
86	6	1	Total	N	Os	0	0
			7	6	1		
86	6	1	Total	N	Os	0	0
			7	6	1		
86	6	1	Total	N	Os	0	0
			7	6	1		
86	6	1	Total	N	Os	0	0
			7	6	1		
86	6	1	Total	N	Os	0	0
			7	6	1		
86	6	1	Total	N	Os	0	0
			7	6	1		
86	6	1	Total	N	Os	0	0
			7	6	1		
86	6	1	Total	N	Os	0	0
			7	6	1		
86	6	1	Total	N	Os	0	0
			7	6	1		
86	6	1	Total	N	Os	0	0
			7	6	1		
86	6	1	Total	N	Os	0	0
			7	6	1		
86	6	1	Total	N	Os	0	0
			7	6	1		
86	6	1	Total	N	Os	0	0
			7	6	1		
86	6	1	Total	N	Os	0	0
			7	6	1		
86	6	1	Total	N	Os	0	0
			7	6	1		

Continued on next page...

Continued from previous page...

Mol	Chain	Residues	Atoms			ZeroOcc	AltConf
86	6	1	Total	N	Os	0	0
			7	6	1		
86	6	1	Total	N	Os	0	0
			7	6	1		
86	6	1	Total	N	Os	0	0
			7	6	1		
86	6	1	Total	N	Os	0	0
			7	6	1		
86	6	1	Total	N	Os	0	0
			7	6	1		
86	6	1	Total	N	Os	0	0
			7	6	1		
86	6	1	Total	N	Os	0	0
			7	6	1		
86	6	1	Total	N	Os	0	0
			7	6	1		
86	6	1	Total	N	Os	0	0
			7	6	1		
86	6	1	Total	N	Os	0	0
			7	6	1		
86	6	1	Total	N	Os	0	0
			7	6	1		
86	6	1	Total	N	Os	0	0
			7	6	1		
86	6	1	Total	N	Os	0	0
			7	6	1		
86	6	1	Total	N	Os	0	0
			7	6	1		
86	6	1	Total	N	Os	0	0
			7	6	1		
86	6	1	Total	N	Os	0	0
			7	6	1		
86	6	1	Total	N	Os	0	0
			7	6	1		
86	6	1	Total	N	Os	0	0
			7	6	1		

Continued on next page...

Continued from previous page...

Mol	Chain	Residues	Atoms			ZeroOcc	AltConf
86	6	1	Total	N	Os	0	0
			7	6	1		
86	6	1	Total	N	Os	0	0
			7	6	1		
86	6	1	Total	N	Os	0	0
			7	6	1		
86	6	1	Total	N	Os	0	0
			7	6	1		
86	6	1	Total	N	Os	0	0
			7	6	1		
86	6	1	Total	N	Os	0	0
			7	6	1		
86	6	1	Total	N	Os	0	0
			7	6	1		
86	6	1	Total	N	Os	0	0
			7	6	1		
86	6	1	Total	N	Os	0	0
			7	6	1		
86	6	1	Total	N	Os	0	0
			7	6	1		
86	6	1	Total	N	Os	0	0
			7	6	1		
86	6	1	Total	N	Os	0	0
			7	6	1		
86	6	1	Total	N	Os	0	0
			7	6	1		
86	6	1	Total	N	Os	0	0
			7	6	1		
86	6	1	Total	N	Os	0	0
			7	6	1		
86	6	1	Total	N	Os	0	0
			7	6	1		
86	6	1	Total	N	Os	0	0
			7	6	1		
86	6	1	Total	N	Os	0	0
			7	6	1		

Continued on next page...

Continued from previous page...

Mol	Chain	Residues	Atoms			ZeroOcc	AltConf
86	6	1	Total	N	Os	0	0
			7	6	1		
86	6	1	Total	N	Os	0	0
			7	6	1		
86	6	1	Total	N	Os	0	0
			7	6	1		
86	6	1	Total	N	Os	0	0
			7	6	1		
86	6	1	Total	N	Os	0	0
			7	6	1		
86	6	1	Total	N	Os	0	0
			7	6	1		
86	6	1	Total	N	Os	0	0
			7	6	1		
86	6	1	Total	N	Os	0	0
			7	6	1		
86	6	1	Total	N	Os	0	0
			7	6	1		
86	6	1	Total	N	Os	0	0
			7	6	1		
86	6	1	Total	N	Os	0	0
			7	6	1		
86	6	1	Total	N	Os	0	0
			7	6	1		
86	6	1	Total	N	Os	0	0
			7	6	1		
86	6	1	Total	N	Os	0	0
			7	6	1		
86	6	1	Total	N	Os	0	0
			7	6	1		
86	6	1	Total	N	Os	0	0
			7	6	1		
86	6	1	Total	N	Os	0	0
			7	6	1		
86	6	1	Total	N	Os	0	0
			7	6	1		

Continued on next page...

Continued from previous page...

Mol	Chain	Residues	Atoms			ZeroOcc	AltConf
86	6	1	Total	N	Os	0	0
			7	6	1		
86	6	1	Total	N	Os	0	0
			7	6	1		
86	6	1	Total	N	Os	0	0
			7	6	1		
86	6	1	Total	N	Os	0	0
			7	6	1		
86	6	1	Total	N	Os	0	0
			7	6	1		
86	6	1	Total	N	Os	0	0
			7	6	1		
86	6	1	Total	N	Os	0	0
			7	6	1		
86	6	1	Total	N	Os	0	0
			7	6	1		
86	s1	1	Total	N	Os	0	0
			7	6	1		
86	s1	1	Total	N	Os	0	0
			7	6	1		
86	s4	1	Total	N	Os	0	0
			7	6	1		
86	s8	1	Total	N	Os	0	0
			7	6	1		
86	s9	1	Total	N	Os	0	0
			7	6	1		
86	c3	1	Total	N	Os	0	0
			7	6	1		
86	c5	1	Total	N	Os	0	0
			7	6	1		
86	c8	1	Total	N	Os	0	0
			7	6	1		
86	d4	1	Total	N	Os	0	0
			7	6	1		
86	d9	1	Total	N	Os	0	0
			7	6	1		
86	sR	1	Total	N	Os	0	0
			7	6	1		

Continued on next page...

Continued from previous page...

Mol	Chain	Residues	Atoms			ZeroOcc	AltConf
86	5	1	Total	N	Os	0	0
			7	6	1		
86	5	1	Total	N	Os	0	0
			7	6	1		
86	5	1	Total	N	Os	0	0
			7	6	1		
86	5	1	Total	N	Os	0	0
			7	6	1		
86	5	1	Total	N	Os	0	0
			7	6	1		
86	5	1	Total	N	Os	0	0
			7	6	1		
86	5	1	Total	N	Os	0	0
			7	6	1		
86	5	1	Total	N	Os	0	0
			7	6	1		
86	5	1	Total	N	Os	0	0
			7	6	1		
86	5	1	Total	N	Os	0	0
			7	6	1		
86	5	1	Total	N	Os	0	0
			7	6	1		
86	5	1	Total	N	Os	0	0
			7	6	1		
86	5	1	Total	N	Os	0	0
			7	6	1		
86	5	1	Total	N	Os	0	0
			7	6	1		
86	5	1	Total	N	Os	0	0
			7	6	1		
86	5	1	Total	N	Os	0	0
			7	6	1		
86	5	1	Total	N	Os	0	0
			7	6	1		
86	5	1	Total	N	Os	0	0
			7	6	1		

Continued on next page...

Continued from previous page...

Mol	Chain	Residues	Atoms			ZeroOcc	AltConf
86	5	1	Total	N	Os	0	0
			7	6	1		
86	5	1	Total	N	Os	0	0
			7	6	1		
86	5	1	Total	N	Os	0	0
			7	6	1		
86	5	1	Total	N	Os	0	0
			7	6	1		
86	5	1	Total	N	Os	0	0
			7	6	1		
86	5	1	Total	N	Os	0	0
			7	6	1		
86	5	1	Total	N	Os	0	0
			7	6	1		
86	5	1	Total	N	Os	0	0
			7	6	1		
86	5	1	Total	N	Os	0	0
			7	6	1		
86	5	1	Total	N	Os	0	0
			7	6	1		
86	5	1	Total	N	Os	0	0
			7	6	1		
86	5	1	Total	N	Os	0	0
			7	6	1		
86	5	1	Total	N	Os	0	0
			7	6	1		
86	5	1	Total	N	Os	0	0
			7	6	1		
86	5	1	Total	N	Os	0	0
			7	6	1		
86	5	1	Total	N	Os	0	0
			7	6	1		
86	5	1	Total	N	Os	0	0
			7	6	1		
86	5	1	Total	N	Os	0	0
			7	6	1		

Continued on next page...

Continued from previous page...

Mol	Chain	Residues	Atoms			ZeroOcc	AltConf
86	5	1	Total	N	Os	0	0
			7	6	1		
86	5	1	Total	N	Os	0	0
			7	6	1		
86	5	1	Total	N	Os	0	0
			7	6	1		
86	5	1	Total	N	Os	0	0
			7	6	1		
86	5	1	Total	N	Os	0	0
			7	6	1		
86	5	1	Total	N	Os	0	0
			7	6	1		
86	5	1	Total	N	Os	0	0
			7	6	1		
86	5	1	Total	N	Os	0	0
			7	6	1		
86	5	1	Total	N	Os	0	0
			7	6	1		
86	5	1	Total	N	Os	0	0
			7	6	1		
86	5	1	Total	N	Os	0	0
			7	6	1		
86	5	1	Total	N	Os	0	0
			7	6	1		
86	5	1	Total	N	Os	0	0
			7	6	1		
86	5	1	Total	N	Os	0	0
			7	6	1		
86	5	1	Total	N	Os	0	0
			7	6	1		
86	5	1	Total	N	Os	0	0
			7	6	1		
86	5	1	Total	N	Os	0	0
			7	6	1		
86	5	1	Total	N	Os	0	0
			7	6	1		

Continued on next page...

Continued from previous page...

Mol	Chain	Residues	Atoms			ZeroOcc	AltConf
86	5	1	Total	N	Os	0	0
			7	6	1		
86	5	1	Total	N	Os	0	0
			7	6	1		
86	5	1	Total	N	Os	0	0
			7	6	1		
86	5	1	Total	N	Os	0	0
			7	6	1		
86	5	1	Total	N	Os	0	0
			7	6	1		
86	5	1	Total	N	Os	0	0
			7	6	1		
86	5	1	Total	N	Os	0	0
			7	6	1		
86	5	1	Total	N	Os	0	0
			7	6	1		
86	5	1	Total	N	Os	0	0
			7	6	1		
86	5	1	Total	N	Os	0	0
			7	6	1		
86	5	1	Total	N	Os	0	0
			7	6	1		
86	5	1	Total	N	Os	0	0
			7	6	1		
86	5	1	Total	N	Os	0	0
			7	6	1		
86	5	1	Total	N	Os	0	0
			7	6	1		
86	5	1	Total	N	Os	0	0
			7	6	1		
86	5	1	Total	N	Os	0	0
			7	6	1		
86	5	1	Total	N	Os	0	0
			7	6	1		
86	5	1	Total	N	Os	0	0
			7	6	1		

Continued on next page...

Continued from previous page...

Mol	Chain	Residues	Atoms			ZeroOcc	AltConf
86	5	1	Total	N	Os	0	0
			7	6	1		
86	5	1	Total	N	Os	0	0
			7	6	1		
86	5	1	Total	N	Os	0	0
			7	6	1		
86	5	1	Total	N	Os	0	0
			7	6	1		
86	5	1	Total	N	Os	0	0
			7	6	1		
86	5	1	Total	N	Os	0	0
			7	6	1		
86	5	1	Total	N	Os	0	0
			7	6	1		
86	5	1	Total	N	Os	0	0
			7	6	1		
86	5	1	Total	N	Os	0	0
			7	6	1		
86	5	1	Total	N	Os	0	0
			7	6	1		
86	5	1	Total	N	Os	0	0
			7	6	1		
86	5	1	Total	N	Os	0	0
			7	6	1		
86	5	1	Total	N	Os	0	0
			7	6	1		
86	5	1	Total	N	Os	0	0
			7	6	1		
86	5	1	Total	N	Os	0	0
			7	6	1		
86	5	1	Total	N	Os	0	0
			7	6	1		
86	5	1	Total	N	Os	0	0
			7	6	1		

Continued on next page...

Continued from previous page...

Mol	Chain	Residues	Atoms			ZeroOcc	AltConf
86	5	1	Total	N	Os	0	0
			7	6	1		
86	5	1	Total	N	Os	0	0
			7	6	1		
86	5	1	Total	N	Os	0	0
			7	6	1		
86	5	1	Total	N	Os	0	0
			7	6	1		
86	5	1	Total	N	Os	0	0
			7	6	1		
86	5	1	Total	N	Os	0	0
			7	6	1		
86	5	1	Total	N	Os	0	0
			7	6	1		
86	5	1	Total	N	Os	0	0
			7	6	1		
86	5	1	Total	N	Os	0	0
			7	6	1		
86	5	1	Total	N	Os	0	0
			7	6	1		
86	5	1	Total	N	Os	0	0
			7	6	1		
86	5	1	Total	N	Os	0	0
			7	6	1		
86	5	1	Total	N	Os	0	0
			7	6	1		
86	5	1	Total	N	Os	0	0
			7	6	1		
86	5	1	Total	N	Os	0	0
			7	6	1		
86	5	1	Total	N	Os	0	0
			7	6	1		
86	5	1	Total	N	Os	0	0
			7	6	1		
86	5	1	Total	N	Os	0	0
			7	6	1		

Continued on next page...

Continued from previous page...

Mol	Chain	Residues	Atoms			ZeroOcc	AltConf
86	5	1	Total	N	Os	0	0
			7	6	1		
86	5	1	Total	N	Os	0	0
			7	6	1		
86	5	1	Total	N	Os	0	0
			7	6	1		
86	5	1	Total	N	Os	0	0
			7	6	1		
86	5	1	Total	N	Os	0	0
			7	6	1		
86	5	1	Total	N	Os	0	0
			7	6	1		
86	5	1	Total	N	Os	0	0
			7	6	1		
86	5	1	Total	N	Os	0	0
			7	6	1		
86	5	1	Total	N	Os	0	0
			7	6	1		
86	5	1	Total	N	Os	0	0
			7	6	1		
86	5	1	Total	N	Os	0	0
			7	6	1		
86	5	1	Total	N	Os	0	0
			7	6	1		
86	5	1	Total	N	Os	0	0
			7	6	1		
86	5	1	Total	N	Os	0	0
			7	6	1		
86	5	1	Total	N	Os	0	0
			7	6	1		
86	5	1	Total	N	Os	0	0
			7	6	1		
86	5	1	Total	N	Os	0	0
			7	6	1		
86	5	1	Total	N	Os	0	0
			7	6	1		

Continued on next page...

Continued from previous page...

Mol	Chain	Residues	Atoms			ZeroOcc	AltConf
86	5	1	Total	N	Os	0	0
			7	6	1		
86	5	1	Total	N	Os	0	0
			7	6	1		
86	5	1	Total	N	Os	0	0
			7	6	1		
86	5	1	Total	N	Os	0	0
			7	6	1		
86	5	1	Total	N	Os	0	0
			7	6	1		
86	5	1	Total	N	Os	0	0
			7	6	1		
86	5	1	Total	N	Os	0	0
			7	6	1		
86	5	1	Total	N	Os	0	0
			7	6	1		
86	5	1	Total	N	Os	0	0
			7	6	1		
86	5	1	Total	N	Os	0	0
			7	6	1		
86	5	1	Total	N	Os	0	0
			7	6	1		
86	5	1	Total	N	Os	0	0
			7	6	1		
86	5	1	Total	N	Os	0	0
			7	6	1		
86	5	1	Total	N	Os	0	0
			7	6	1		
86	5	1	Total	N	Os	0	0
			7	6	1		
86	5	1	Total	N	Os	0	0
			7	6	1		
86	5	1	Total	N	Os	0	0
			7	6	1		
86	5	1	Total	N	Os	0	0
			7	6	1		

Continued on next page...

Continued from previous page...

Mol	Chain	Residues	Atoms			ZeroOcc	AltConf
86	5	1	Total	N	Os	0	0
			7	6	1		
86	5	1	Total	N	Os	0	0
			7	6	1		
86	5	1	Total	N	Os	0	0
			7	6	1		
86	5	1	Total	N	Os	0	0
			7	6	1		
86	5	1	Total	N	Os	0	0
			7	6	1		
86	5	1	Total	N	Os	0	0
			7	6	1		
86	5	1	Total	N	Os	0	0
			7	6	1		
86	5	1	Total	N	Os	0	0
			7	6	1		
86	5	1	Total	N	Os	0	0
			7	6	1		
86	5	1	Total	N	Os	0	0
			7	6	1		
86	5	1	Total	N	Os	0	0
			7	6	1		
86	5	1	Total	N	Os	0	0
			7	6	1		
86	5	1	Total	N	Os	0	0
			7	6	1		
86	5	1	Total	N	Os	0	0
			7	6	1		
86	5	1	Total	N	Os	0	0
			7	6	1		
86	5	1	Total	N	Os	0	0
			7	6	1		
86	5	1	Total	N	Os	0	0
			7	6	1		

Continued on next page...

Continued from previous page...

Mol	Chain	Residues	Atoms			ZeroOcc	AltConf
86	5	1	Total	N	Os	0	0
			7	6	1		
86	5	1	Total	N	Os	0	0
			7	6	1		
86	5	1	Total	N	Os	0	0
			7	6	1		
86	5	1	Total	N	Os	0	0
			7	6	1		
86	5	1	Total	N	Os	0	0
			7	6	1		
86	5	1	Total	N	Os	0	0
			7	6	1		
86	5	1	Total	N	Os	0	0
			7	6	1		
86	5	1	Total	N	Os	0	0
			7	6	1		
86	5	1	Total	N	Os	0	0
			7	6	1		
86	5	1	Total	N	Os	0	0
			7	6	1		
86	5	1	Total	N	Os	0	0
			7	6	1		
86	5	1	Total	N	Os	0	0
			7	6	1		
86	5	1	Total	N	Os	0	0
			7	6	1		
86	5	1	Total	N	Os	0	0
			7	6	1		
86	5	1	Total	N	Os	0	0
			7	6	1		
86	5	1	Total	N	Os	0	0
			7	6	1		
86	5	1	Total	N	Os	0	0
			7	6	1		
86	5	1	Total	N	Os	0	0
			7	6	1		

Continued on next page...

Continued from previous page...

Mol	Chain	Residues	Atoms			ZeroOcc	AltConf
86	5	1	Total	N	Os	0	0
			7	6	1		
86	5	1	Total	N	Os	0	0
			7	6	1		
86	5	1	Total	N	Os	0	0
			7	6	1		
86	5	1	Total	N	Os	0	0
			7	6	1		
86	5	1	Total	N	Os	0	0
			7	6	1		
86	5	1	Total	N	Os	0	0
			7	6	1		
86	5	1	Total	N	Os	0	0
			7	6	1		
86	5	1	Total	N	Os	0	0
			7	6	1		
86	5	1	Total	N	Os	0	0
			7	6	1		
86	5	1	Total	N	Os	0	0
			7	6	1		
86	5	1	Total	N	Os	0	0
			7	6	1		
86	5	1	Total	N	Os	0	0
			7	6	1		
86	5	1	Total	N	Os	0	0
			7	6	1		
86	5	1	Total	N	Os	0	0
			7	6	1		
86	5	1	Total	N	Os	0	0
			7	6	1		
86	5	1	Total	N	Os	0	0
			7	6	1		
86	5	1	Total	N	Os	0	0
			7	6	1		
86	5	1	Total	N	Os	0	0
			7	6	1		

Continued on next page...

Continued from previous page...

Mol	Chain	Residues	Atoms			ZeroOcc	AltConf
86	5	1	Total	N	Os	0	0
			7	6	1		
86	5	1	Total	N	Os	0	0
			7	6	1		
86	5	1	Total	N	Os	0	0
			7	6	1		
86	5	1	Total	N	Os	0	0
			7	6	1		
86	5	1	Total	N	Os	0	0
			7	6	1		
86	5	1	Total	N	Os	0	0
			7	6	1		
86	5	1	Total	N	Os	0	0
			7	6	1		
86	5	1	Total	N	Os	0	0
			7	6	1		
86	5	1	Total	N	Os	0	0
			7	6	1		
86	5	1	Total	N	Os	0	0
			7	6	1		
86	5	1	Total	N	Os	0	0
			7	6	1		
86	5	1	Total	N	Os	0	0
			7	6	1		
86	5	1	Total	N	Os	0	0
			7	6	1		
86	5	1	Total	N	Os	0	0
			7	6	1		
86	5	1	Total	N	Os	0	0
			7	6	1		
86	5	1	Total	N	Os	0	0
			7	6	1		
86	5	1	Total	N	Os	0	0
			7	6	1		
86	5	1	Total	N	Os	0	0
			7	6	1		

Continued on next page...

Continued from previous page...

Mol	Chain	Residues	Atoms			ZeroOcc	AltConf
86	5	1	Total	N	Os	0	0
			7	6	1		
86	5	1	Total	N	Os	0	0
			7	6	1		
86	5	1	Total	N	Os	0	0
			7	6	1		
86	5	1	Total	N	Os	0	0
			7	6	1		
86	5	1	Total	N	Os	0	0
			7	6	1		
86	5	1	Total	N	Os	0	0
			7	6	1		
86	5	1	Total	N	Os	0	0
			7	6	1		
86	5	1	Total	N	Os	0	0
			7	6	1		
86	5	1	Total	N	Os	0	0
			7	6	1		
86	5	1	Total	N	Os	0	0
			7	6	1		
86	5	1	Total	N	Os	0	0
			7	6	1		
86	5	1	Total	N	Os	0	0
			7	6	1		
86	5	1	Total	N	Os	0	0
			7	6	1		
86	5	1	Total	N	Os	0	0
			7	6	1		
86	5	1	Total	N	Os	0	0
			7	6	1		
86	5	1	Total	N	Os	0	0
			7	6	1		
86	5	1	Total	N	Os	0	0
			7	6	1		
86	5	1	Total	N	Os	0	0
			7	6	1		

Continued on next page...

Continued from previous page...

Mol	Chain	Residues	Atoms			ZeroOcc	AltConf
86	5	1	Total	N	Os	0	0
			7	6	1		
86	5	1	Total	N	Os	0	0
			7	6	1		
86	5	1	Total	N	Os	0	0
			7	6	1		
86	5	1	Total	N	Os	0	0
			7	6	1		
86	5	1	Total	N	Os	0	0
			7	6	1		
86	5	1	Total	N	Os	0	0
			7	6	1		
86	5	1	Total	N	Os	0	0
			7	6	1		
86	5	1	Total	N	Os	0	0
			7	6	1		
86	5	1	Total	N	Os	0	0
			7	6	1		
86	5	1	Total	N	Os	0	0
			7	6	1		
86	5	1	Total	N	Os	0	0
			7	6	1		
86	5	1	Total	N	Os	0	0
			7	6	1		
86	5	1	Total	N	Os	0	0
			7	6	1		
86	5	1	Total	N	Os	0	0
			7	6	1		
86	5	1	Total	N	Os	0	0
			7	6	1		
86	5	1	Total	N	Os	0	0
			7	6	1		
86	5	1	Total	N	Os	0	0
			7	6	1		
86	5	1	Total	N	Os	0	0
			7	6	1		

Continued on next page...

Continued from previous page...

Mol	Chain	Residues	Atoms			ZeroOcc	AltConf
86	5	1	Total	N	Os	0	0
			7	6	1		
86	5	1	Total	N	Os	0	0
			7	6	1		
86	5	1	Total	N	Os	0	0
			7	6	1		
86	5	1	Total	N	Os	0	0
			7	6	1		
86	5	1	Total	N	Os	0	0
			7	6	1		
86	5	1	Total	N	Os	0	0
			7	6	1		
86	5	1	Total	N	Os	0	0
			7	6	1		
86	5	1	Total	N	Os	0	0
			7	6	1		
86	5	1	Total	N	Os	0	0
			7	6	1		
86	5	1	Total	N	Os	0	0
			7	6	1		
86	5	1	Total	N	Os	0	0
			7	6	1		
86	5	1	Total	N	Os	0	0
			7	6	1		
86	5	1	Total	N	Os	0	0
			7	6	1		
86	5	1	Total	N	Os	0	0
			7	6	1		
86	5	1	Total	N	Os	0	0
			7	6	1		
86	5	1	Total	N	Os	0	0
			7	6	1		
86	5	1	Total	N	Os	0	0
			7	6	1		
86	5	1	Total	N	Os	0	0
			7	6	1		

Continued on next page...

Continued from previous page...

Mol	Chain	Residues	Atoms			ZeroOcc	AltConf
86	5	1	Total	N	Os	0	0
			7	6	1		
86	5	1	Total	N	Os	0	0
			7	6	1		
86	5	1	Total	N	Os	0	0
			7	6	1		
86	5	1	Total	N	Os	0	0
			7	6	1		
86	5	1	Total	N	Os	0	0
			7	6	1		
86	5	1	Total	N	Os	0	0
			7	6	1		
86	5	1	Total	N	Os	0	0
			7	6	1		
86	5	1	Total	N	Os	0	0
			7	6	1		
86	5	1	Total	N	Os	0	0
			7	6	1		
86	5	1	Total	N	Os	0	0
			7	6	1		
86	5	1	Total	N	Os	0	0
			7	6	1		
86	5	1	Total	N	Os	0	0
			7	6	1		
86	5	1	Total	N	Os	0	0
			7	6	1		
86	5	1	Total	N	Os	0	0
			7	6	1		
86	5	1	Total	N	Os	0	0
			7	6	1		
86	5	1	Total	N	Os	0	0
			7	6	1		
86	5	1	Total	N	Os	0	0
			7	6	1		
86	5	1	Total	N	Os	0	0
			7	6	1		

Continued on next page...

Continued from previous page...

Mol	Chain	Residues	Atoms			ZeroOcc	AltConf
86	5	1	Total	N	Os	0	0
			7	6	1		
86	5	1	Total	N	Os	0	0
			7	6	1		
86	5	1	Total	N	Os	0	0
			7	6	1		
86	5	1	Total	N	Os	0	0
			7	6	1		
86	5	1	Total	N	Os	0	0
			7	6	1		
86	5	1	Total	N	Os	0	0
			7	6	1		
86	5	1	Total	N	Os	0	0
			7	6	1		
86	5	1	Total	N	Os	0	0
			7	6	1		
86	5	1	Total	N	Os	0	0
			7	6	1		
86	5	1	Total	N	Os	0	0
			7	6	1		
86	5	1	Total	N	Os	0	0
			7	6	1		
86	5	1	Total	N	Os	0	0
			7	6	1		
86	5	1	Total	N	Os	0	0
			7	6	1		
86	5	1	Total	N	Os	0	0
			7	6	1		
86	5	1	Total	N	Os	0	0
			7	6	1		
86	7	1	Total	N	Os	0	0
			7	6	1		

Continued on next page...

Continued from previous page...

Mol	Chain	Residues	Atoms			ZeroOcc	AltConf
86	7	1	Total	N	Os	0	0
			7	6	1		
86	7	1	Total	N	Os	0	0
			7	6	1		
86	7	1	Total	N	Os	0	0
			7	6	1		
86	7	1	Total	N	Os	0	0
			7	6	1		
86	7	1	Total	N	Os	0	0
			7	6	1		
86	7	1	Total	N	Os	0	0
			7	6	1		
86	7	1	Total	N	Os	0	0
			7	6	1		
86	7	1	Total	N	Os	0	0
			7	6	1		
86	7	1	Total	N	Os	0	0
			7	6	1		
86	8	1	Total	N	Os	0	0
			7	6	1		
86	8	1	Total	N	Os	0	0
			7	6	1		
86	8	1	Total	N	Os	0	0
			7	6	1		
86	8	1	Total	N	Os	0	0
			7	6	1		
86	8	1	Total	N	Os	0	0
			7	6	1		
86	8	1	Total	N	Os	0	0
			7	6	1		
86	8	1	Total	N	Os	0	0
			7	6	1		
86	8	1	Total	N	Os	0	0
			7	6	1		

Continued on next page...

Continued from previous page...

Mol	Chain	Residues	Atoms			ZeroOcc	AltConf
86	8	1	Total 7	N 6	Os 1	0	0
86	8	1	Total 7	N 6	Os 1	0	0
86	8	1	Total 7	N 6	Os 1	0	0
86	8	1	Total 7	N 6	Os 1	0	0
86	8	1	Total 7	N 6	Os 1	0	0
86	l3	1	Total 7	N 6	Os 1	0	0
86	l3	1	Total 7	N 6	Os 1	0	0
86	l4	1	Total 7	N 6	Os 1	0	0
86	l4	1	Total 7	N 6	Os 1	0	0
86	l5	1	Total 7	N 6	Os 1	0	0
86	l5	1	Total 7	N 6	Os 1	0	0
86	l5	1	Total 7	N 6	Os 1	0	0
86	l9	1	Total 7	N 6	Os 1	0	0
86	m0	1	Total 7	N 6	Os 1	0	0
86	m0	1	Total 7	N 6	Os 1	0	0
86	m1	1	Total 7	N 6	Os 1	0	0
86	m4	1	Total 7	N 6	Os 1	0	0
86	m5	1	Total 7	N 6	Os 1	0	0
86	m6	1	Total 7	N 6	Os 1	0	0
86	m7	1	Total 7	N 6	Os 1	0	0
86	n1	1	Total 7	N 6	Os 1	0	0

Continued on next page...

Continued from previous page...

Mol	Chain	Residues	Atoms			ZeroOcc	AltConf
86	n3	1	Total	N	Os	0	0
			7	6	1		
86	n9	1	Total	N	Os	0	0
			7	6	1		
86	o3	1	Total	N	Os	0	0
			7	6	1		
86	o7	1	Total	N	Os	0	0
			7	6	1		
86	q2	1	Total	N	Os	0	0
			7	6	1		

- Molecule 87 is ZINC ION (three-letter code: ZN) (formula: Zn).

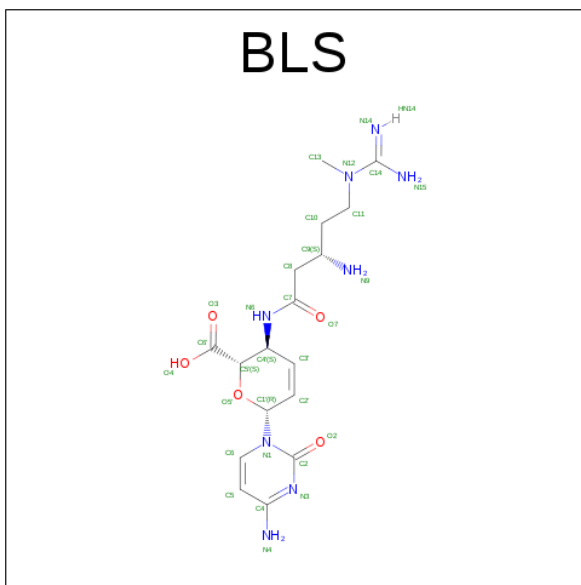
Mol	Chain	Residues	Atoms		ZeroOcc	AltConf
87	q0	1	Total	Zn	0	0
			1	1		
87	D6	1	Total	Zn	0	0
			1	1		
87	Q2	1	Total	Zn	0	0
			1	1		
87	e1	1	Total	Zn	0	0
			1	1		
87	Q3	1	Total	Zn	0	0
			1	1		
87	D9	1	Total	Zn	0	0
			1	1		
87	E1	1	Total	Zn	0	0
			1	1		
87	Q0	1	Total	Zn	0	0
			1	1		
87	d7	1	Total	Zn	0	0
			1	1		
87	q3	1	Total	Zn	0	0
			1	1		
87	d9	1	Total	Zn	0	0
			1	1		
87	D7	1	Total	Zn	0	0
			1	1		
87	d6	1	Total	Zn	0	0
			1	1		
87	o7	1	Total	Zn	0	0
			1	1		

Continued on next page...

Continued from previous page...

Mol	Chain	Residues	Atoms	ZeroOcc	AltConf
87	O7	1	Total Zn 1 1	0	0
87	q2	1	Total Zn 1 1	0	0

- Molecule 88 is BLASTICIDIN S (three-letter code: BLS) (formula: $\text{C}_{17}\text{H}_{26}\text{N}_8\text{O}_5$).



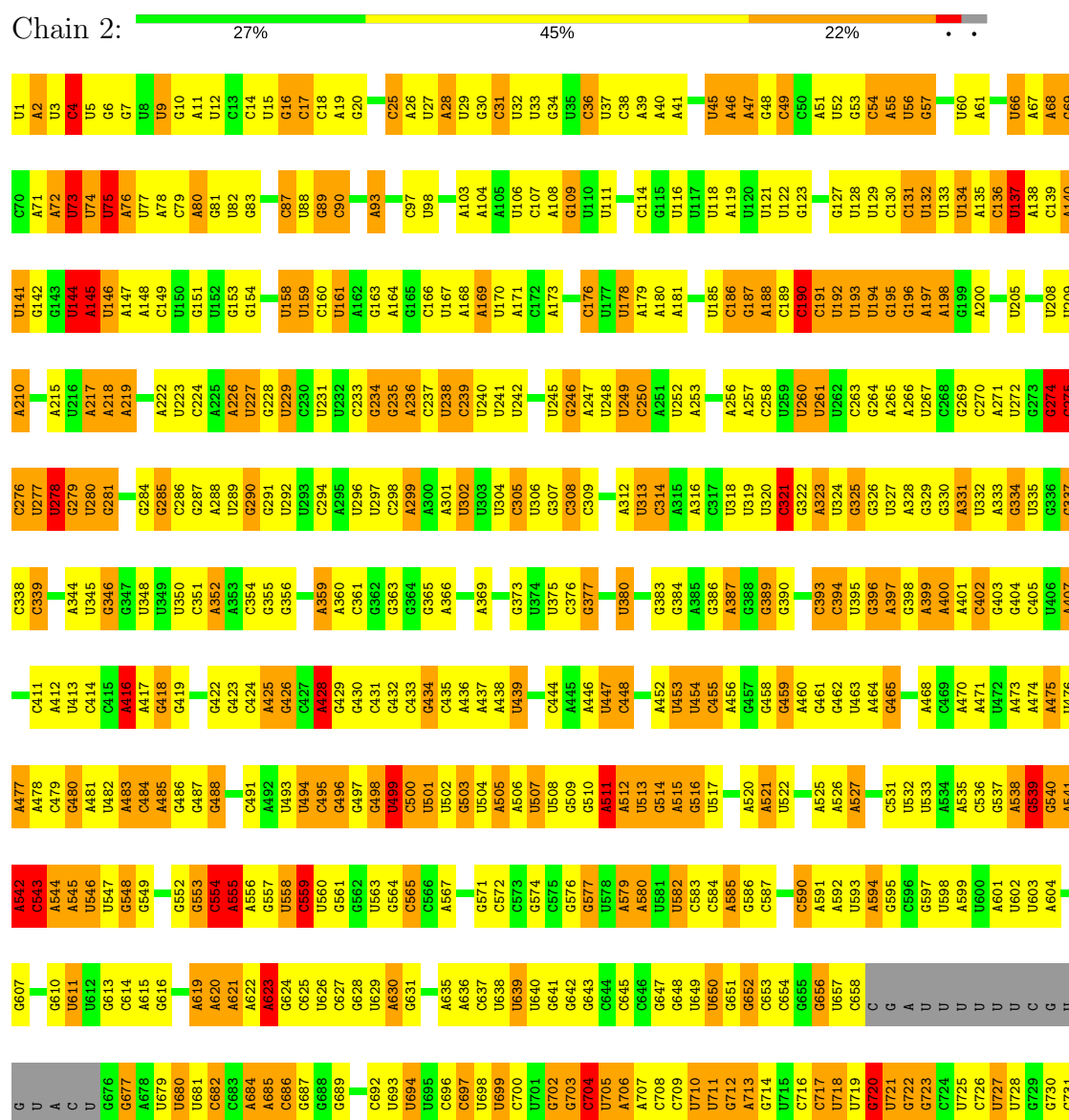
Mol	Chain	Residues	Atoms				ZeroOcc	AltConf
88	1	1	Total 30	C 17	N 8	O 5	0	0
88	5	1	Total 30	C 17	N 8	O 5	0	0

3 Residue-property plots

These plots are drawn for all protein, RNA and DNA chains in the entry. The first graphic for a chain summarises the proportions of the various outlier classes displayed in the second graphic. The second graphic shows the sequence view annotated by issues in geometry and electron density. Residues are color-coded according to the number of geometric quality criteria for which they contain at least one outlier: green = 0, yellow = 1, orange = 2 and red = 3 or more. A red dot above a residue indicates a poor fit to the electron density ($RSRZ > 2$). Stretches of 2 or more consecutive residues without any outlier are shown as a green connector. Residues present in the sample, but not in the model, are shown in grey.

Note EDS failed to run properly.

• Molecule 1: 18S ribosomal RNA




U1732	C1733	G1408	G1478	G1541	G1605	G1666	G1606	G1732	G1073	C1000	C931	A862	A796	G732
U1733	C1734	A1410	A1479	G1542	C1606	A1667	C1607	A733	G1074	A1001	U932	A863	A796	A733
U1735	U1669	A1411	G1480	A1545	G1607	G1668	U1608	C735	C1075	A1002	A933	U864	U800	A734
G1736	G1670	G1412	G1481	G1546	U1609	U1669	C1481	C736	A1076	A1003	G934	A865	G801	C735
G1737	A1671	U1413	C1482	G1546	G1610	U1670	U1413	C737	C1077	U1004	U935	G866	G802	C736
U1738	G1672	U1414	A1483	C1549	U1611	A1671	U1414	A737	C1078	G1008	G936	G867	A804	A737
C1739	G1673	U1415	G1484	C1550	U1612	G1672	U1415	G738	U1079	G1009	G938	A869	U805	G738
A1740	C1674	G1416	C1485	U1550	U1613	G1673	G1416	G739	U1080	C1010	A941	C870	A806	G739
G1745	U1675	A1417	G1486	U1551	U1614	U1674	U1417	A740	U1081	G1011	G942	C871	A807	C741
G1747	U1676	G1418	A1487	G1552	G1615	U1675	G1418	U742	C1082	G1012	U947	C872	A809	U742
G1748	C1677	U1419	G1488	G1553	C1615	U1676	U1419	U743	G1083	U1013	G948	U873	A810	U743
G1749	U1678	G1420	U1489	U1554	U1616	U1677	U1420	U744	A1086	G1014	G949	C874	A811	U744
G1750	C1679	A1421	U1490	U1555	C1617	G1678	U1421	U745	A1087	G1015	G950	G875	A812	U745
A1751	U1680	U1422	A1491	A1556	C1618	G1679	U1422	U746	A1088	C1016	C951	G876	U813	U746
C1752	U1681	G1423	A1492	U1557	C1619	U1680	C1620	U747	U1091	U1017	A951	A881	A814	U749
U1753	C1682	A1424	A1493	U1558	U1620	U1681	U1424	U750	A1092	U1018	A952	U882	G815	U750
A1754	U1683	U1425	U1494	U1559	U1621	U1682	U1425	A751	A1093	U1019	U953	U883	A816	G751
U1755	C1684	G1426	U1495	U1560	U1622	U1683	U1426	A752	U1094	C1022	A955	G885	A817	A752
U1756	U1685	U1427	U1496	U1561	U1623	U1684	U1427	A753	U1095	A1026	U958	U886	C818	A753
U1757	C1686	A1428	U1497	U1562	U1624	U1685	U1428	A754	U1096	U1027	U959	U887	U820	A754
U1758	U1687	U1429	U1498	U1563	U1625	U1686	U1429	A755	U1097	C1028	U960	U888	U821	A755
C1759	U1688	U1430	G1499	U1564	G1626	U1687	U1430	A756	U1098	U1038	U971	G901	U822	A756
U1760	U1689	U1431	U1500	U1565	U1627	U1688	U1431	U760	U1099	U1039	U972	G902	U831	U760
U1761	C1690	U1432	C1501	U1566	U1628	U1689	U1432	G761	G1100	U1040	C975	A905	G834	A770
U1762	U1691	U1433	G1502	U1567	U1629	U1690	U1433	G762	G1101	G1041	G976	A906	U835	A771
A1763	U1692	U1434	U1503	C1568	U1630	U1691	U1434	G763	G1102	U1042	A977	A907	G838	C773
C1764	U1693	U1435	U1504	A1569	U1631	U1692	U1435	G764	G1103	A1043	A978	U908	U839	C774
A1765	U1694	U1436	U1505	U1570	U1632	U1693	U1436	G765	G1104	G1044	A979	U909	U843	G775
U1766	U1695	U1437	G1506	U1571	U1633	U1694	U1437	G766	G1105	U1052	U981	G913	A844	G778
G1767	U1696	U1438	U1507	U1572	U1634	U1695	U1438	G767	G1106	U1053	U982	G914	G845	U779
U1768	U1697	U1439	U1508	U1573	U1635	U1696	U1439	G768	G1107	U1054	U983	A915	G846	A780
U1769	U1698	U1440	U1509	U1574	U1636	U1697	U1440	G769	G1108	C1036	G984	U916	A847	U781
U1770	U1699	U1441	C1509	U1575	U1637	U1698	U1441	G770	G1109	U1037	G985	U917	C848	U782
U1771	U1700	U1442	U1510	U1576	U1638	U1699	U1442	U771	G1110	U1038	G986	U918	C849	G783
U1772	U1701	U1443	U1511	U1577	U1639	U1700	U1443	U772	G1111	U1039	G987	U919	A850	C784
U1773	U1702	U1444	U1512	U1578	U1640	U1701	U1444	U773	G1112	U1040	G988	U920	U851	U785
U1774	U1703	U1445	U1513	U1579	U1641	U1702	U1445	U774	G1113	G1041	G989	U921	C852	C786
U1775	U1704	U1446	U1514	U1580	U1642	U1703	U1446	U775	G1114	U1042	A977	U908	G853	C787
U1776	U1705	U1447	U1515	U1581	U1643	U1704	U1447	U776	G1115	A1043	A978	U909	U854	A788
U1777	U1706	U1448	U1516	U1582	U1644	U1705	U1448	U777	G1116	G1044	A979	U910	A855	A789
U1778	U1707	U1449	U1517	U1583	U1645	U1706	U1449	U778	G1117	U1045	A980	U911	A856	U792
U1779	U1708	U1450	U1518	U1584	U1646	U1707	U1450	U779	G1118	U1052	U981	G913	U857	U793
U1780	U1709	U1451	U1519	U1585	U1647	U1708	U1451	U780	G1119	U1053	U982	G914	G858	U794
A1781	C1782	U1452	U1520	U1586	U1648	U1709	U1452	U781	G1120	U1054	U983	A924	U859	U795
U1782	C1783	U1453	U1521	U1587	U1649	U1710	U1453	U782	G1121	U1055	U984	A925	U860	U796
C1783	U1784	U1454	U1522	U1588	U1650	U1711	U1454	U783	G1122	U1056	U985	A926	U861	U797
U1785	U1785	U1455	U1523	U1589	U1651	U1712	U1455	U784	G1123	U1057	G986	A927	U862	U798
U1786	U1786	U1456	U1524	U1590	U1652	U1713	U1456	U785	G1124	U1058	G987	A928	U863	U799
U1787	U1787	U1457	U1525	U1591	U1653	U1714	U1457	U786	G1125	U1059	G988	A929	U864	U800
U1788	U1788	U1458	U1526	U1592	U1654	U1715	U1458	U787	G1126	U1060	U989	A930	U865	U801
U1789	U1789	U1459	U1527	U1593	U1655	U1716	U1459	U788	G1127	U1061	U990	A931	U866	U802
U1790	U1790	U1460	U1528	U1594	U1656	U1717	U1460	U789	G1128	U1062	U991	A932	U867	U803
U1791	U1791	U1461	U1529	U1595	U1657	U1718	U1461	U790	G1129	U1063	U992	A933	U868	U804
U1792	U1792	U1462	U1530	U1596	U1658	U1719	U1462	U791	G1130	U1064	U993	A934	U869	U805
U1793	U1793	U1463	U1531	U1597	U1659	U1720	U1463	U792	G1131	U1065	U994	A935	U870	U806
U1794	U1794	U1464	U1532	U1598	U1660	U1721	U1464	U793	G1132	U1066	U995	A936	U871	U807
U1795	U1795	U1465	U1533	U1599	U1661	U1722	U1465	U794	G1133	U1067	U996	A937	U872	U808
U1796	U1796	U1466	U1534	U1600	U1662	U1723	U1466	U795	G1134	U1068	U997	A938	U873	U809
U1797	U1797	U1467	U1535	U1601	U1663	U1724	U1467	U796	G1135	U1069	U998	A939	U874	U810
U1798	U1798	U1468	U1536	U1602	U1664	U1725	U1468	U797	G1136	U1070	U999	A940	U875	U811
U1799	U1799	U1469	U1537	U1603	U1665	U1726	U1469	U798	G1137	U1071	U1000	A941	U876	U812
U1800	U1800	U1470	U1538	U1604	U1666	U1727	U1470	U799	G1138	U1072	U1001	A942	U877	U813
U1801	U1801	U1471	U1539	U1605	U1667	U1728	U1471	U800	G1139	U1073	U1002	A943	U878	U814
U1802	U1802	U1472	U1540	U1606	U1668	U1729	U1472	U801	G1140	U1074	U1003	A944	U879	U815
U1803	U1803	U1473	U1541	U1607	U1669	U1730	U1473	U802	G1141	U1075	U1004	A945	U880	U816
U1804	U1804	U1474	U1542	U1608	U1670	U1731	U1474	U803	G1142	U1076	U1005	A946	U881	U817
U1805	U1805	U1475	U1543	U1609	U1671	U1732	U1475	U804	G1143	U1077	U1006	A947	U882	U818
U1806	U1806	U1476	U1544	U1610	U1672	U1733	U1476	U805	G1144	U1078	U1007	A948	U883	U819
U1807	U1807	U1477	U1545	U1611	U1673	U1734	U1477	U806	G1145	U1079	U1008	A949	U884	U820
U1808	U1808	U1478	U1546	U1612	U1674	U1735	U1478	U807	G1146	U1080	U1009	A950	U885	U821
U1809	U1809	U1479	U1547	U1613	U1675	U1736	U1479	U808	G1147	U1081	U1010	A951	U886	U822
U1810	U1810	U1480	U1548	U1614	U1676	U1737	U1480	U809	G1148	U1082	U1011	A952	U887	U823
U1811	U1811	U1481	U1549	U1615	U1677	U1738	U1481	U810	G1149	U1083	U1012	A953	U888	U824
U1812	U1812	U1482	U1550	U1616	U1678	U1739	U1482	U811	G1150	U1084	U1013	A954	U889	U825
U1813	U1813	U1483	U1551	U1617	U1679	U1740	U1483	U812	G1151	U1085	U1014	A955	U890	U826
U1814	U1814	U1484	U1552	U1618	U1680	U1741	U1484	U813	G1152	U1086	U1015	A956	U891	U827
U1815	U1815	U1485	U1553	U1619	U1681	U1742	U1485	U814	G1153	U1087	U1016	A957	U892	U828
U1816	U1816	U1486	U1554	U1620	U1682	U1743	U1486	U815	G1154	U1088	U1017	A958	U893	U829
U1817	U1817	U1487	U1555	U1621	U1683	U1744	U1487	U816	G1155	U1089	U1018	A959	U894	U830
U1818	U1818	U1488	U1556	U1622	U1684	U1745	U1488	U817	G1156	U1090	U1019	A960	U895	U831
U1819	U1819	U1489	U1557	U1623	U1685	U1746	U1489	U818	G1157	U1091	U1020	A961	U896	U832
U1820	U1820	U1490	U1558	U1624	U1686	U1747	U1490	U819	G1158	U1092	U1021	A962	U897	U833
U1821	U1821	U1491	U1559	U1625	U1687	U1748	U1491	U820	G1159	U1093	U1022	A963	U898	U834
U1822	U1822	U1492	U1560	U1626	U1688	U1749	U1492	U821	G1160	U1094	U1023	A964	U899	U835
U1823	U1823	U1493	U1561	U1627	U1689	U1750	U1493	U822						

C1796
A1797
U1798
U
A

• Molecule 1: 18S ribosomal RNA


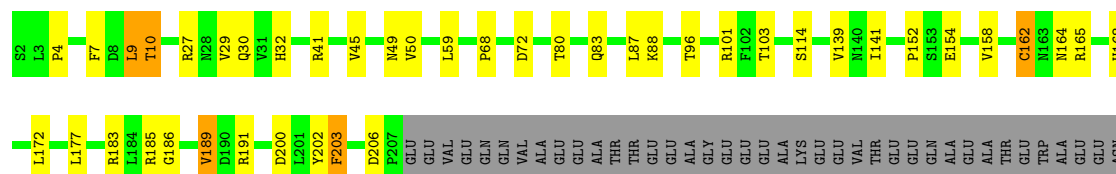
Chain 6:  29% 45% 22%

U1																																																																																																																																																																																																																																																																																																																																																																																																																																																																																																																																																																																																																																																																																																																																																																																																																																																																																																																																																																																																																																																																																																																																																																																																																																																																																																																																																																																																																																			
----	--	--	--	--	--	--	--	--	--	--	--	--	--	--	--	--	--	--	--	--	--	--	--	--	--	--	--	--	--	--	--	--	--	--	--	--	--	--	--	--	--	--	--	--	--	--	--	--	--	--	--	--	--	--	--	--	--	--	--	--	--	--	--	--	--	--	--	--	--	--	--	--	--	--	--	--	--	--	--	--	--	--	--	--	--	--	--	--	--	--	--	--	--	--	--	--	--	--	--	--	--	--	--	--	--	--	--	--	--	--	--	--	--	--	--	--	--	--	--	--	--	--	--	--	--	--	--	--	--	--	--	--	--	--	--	--	--	--	--	--	--	--	--	--	--	--	--	--	--	--	--	--	--	--	--	--	--	--	--	--	--	--	--	--	--	--	--	--	--	--	--	--	--	--	--	--	--	--	--	--	--	--	--	--	--	--	--	--	--	--	--	--	--	--	--	--	--	--	--	--	--	--	--	--	--	--	--	--	--	--	--	--	--	--	--	--	--	--	--	--	--	--	--	--	--	--	--	--	--	--	--	--	--	--	--	--	--	--	--	--	--	--	--	--	--	--	--	--	--	--	--	--	--	--	--	--	--	--	--	--	--	--	--	--	--	--	--	--	--	--	--	--	--	--	--	--	--	--	--	--	--	--	--	--	--	--	--	--	--	--	--	--	--	--	--	--	--	--	--	--	--	--	--	--	--	--	--	--	--	--	--	--	--	--	--	--	--	--	--	--	--	--	--	--	--	--	--	--	--	--	--	--	--	--	--	--	--	--	--	--	--	--	--	--	--	--	--	--	--	--	--	--	--	--	--	--	--	--	--	--	--	--	--	--	--	--	--	--	--	--	--	--	--	--	--	--	--	--	--	--	--	--	--	--	--	--	--	--	--	--	--	--	--	--	--	--	--	--	--	--	--	--	--	--	--	--	--	--	--	--	--	--	--	--	--	--	--	--	--	--	--	--	--	--	--	--	--	--	--	--	--	--	--	--	--	--	--	--	--	--	--	--	--	--	--	--	--	--	--	--	--	--	--	--	--	--	--	--	--	--	--	--	--	--	--	--	--	--	--	--	--	--	--	--	--	--	--	--	--	--	--	--	--	--	--	--	--	--	--	--	--	--	--	--	--	--	--	--	--	--	--	--	--	--	--	--	--	--	--	--	--	--	--	--	--	--	--	--	--	--	--	--	--	--	--	--	--	--	--	--	--	--	--	--	--	--	--	--	--	--	--	--	--	--	--	--	--	--	--	--	--	--	--	--	--	--	--	--	--	--	--	--	--	--	--	--	--	--	--	--	--	--	--	--	--	--	--	--	--	--	--	--	--	--	--	--	--	--	--	--	--	--	--	--	--	--	--	--	--	--	--	--	--	--	--	--	--	--	--	--	--	--	--	--	--	--	--	--	--	--	--	--	--	--	--	--	--	--	--	--	--	--	--	--	--	--	--	--	--	--	--	--	--	--	--	--	--	--	--	--	--	--	--	--	--	--	--	--	--	--	--	--	--	--	--	--	--	--	--	--	--	--	--	--	--	--	--	--	--	--	--	--	--	--	--	--	--	--	--	--	--	--	--	--	--	--	--	--	--	--	--	--	--	--	--	--	--	--	--	--	--	--	--	--	--	--	--	--	--	--	--	--	--	--	--	--	--	--	--	--	--	--	--	--	--	--	--	--	--	--	--	--	--	--	--	--	--	--	--	--	--	--	--	--	--	--	--	--	--	--	--	--	--	--	--	--	--	--	--	--	--	--	--	--	--	--	--	--	--	--	--	--	--	--	--	--	--	--	--	--	--	--	--	--	--	--	--	--	--	--	--	--	--	--	--	--	--	--	--	--	--	--	--	--	--	--	--	--	--	--	--	--	--	--	--	--	--	--	--	--	--	--	--	--	--	--	--	--	--	--	--	--	--	--	--	--	--	--	--	--	--	--	--	--	--	--	--	--	--	--	--	--	--	--	--	--	--	--	--	--	--	--	--	--	--	--	--	--	--	--	--	--	--	--	--	--	--	--	--	--	--	--	--	--	--	--	--	--	--	--	--	--	--	--	--	--	--	--	--	--	--	--	--	--	--	--	--	--	--	--	--	--	--	--	--	--	--	--	--	--	--	--	--	--	--	--	--	--	--	--	--	--	--	--	--	--	--	--	--	--	--	--	--	--	--	--	--	--	--	--	--	--	--	--	--	--	--	--	--	--	--	--	--	--	--	--	--	--	--	--	--	--	--	--	--	--	--	--	--	--	--	--	--	--	--	--	--	--	--	--	--	--	--	--	--	--	--	--	--	--	--	--	--	--	--	--	--	--	--	--	--	--	--	--	--	--	--	--	--	--	--	--	--	--	--	--	--	--	--	--	--	--	--	--	--	--	--	--	--	--	--	--	--	--	--	--	--	--	--	--	--	--	--	--	--	--	--	--	--	--	--	--	--	--	--	--	--	--	--	--	--	--	--	--	--	--	--	--	--	--	--	--	--	--	--	--	--	--	--	--	--	--	--	--	--	--	--	--	--	--	--	--	--	--	--	--	--	--	--	--	--	--	--	--	--	--	--	--	--	--	--	--	--	--	--	--	--	--	--	--	--	--	--	--	--	--	--	--	--	--	--	--	--	--	--	--	--	--	--	--	--	--	--	--	--	--	--	--	--	--	--	--	--	--	--	--	--	--	--	--	--	--	--	--	--	--	--	--	--	--	--	--	--	--	--	--	--	--	--	--	--	--	--	--	--	--	--	--	--	--	--	--	--	--	--	--	--	--	--	--	--	--	--	--	--	--	--	--	--	--	--	--	--	--	--	--	--	--	--	--	--	--	--	--	--	--	--	--	--	--	--	--	--	--	--	--	--	--	--	--	--	--	--	--	--	--	--	--	--	--	--	--	--	--	--	--	--	--	--	--	--	--	--	--	--	--	--	--	--	--	--	--	--	--	--	--	--	--	--	--	--	--	--	--	--	--	--	--	--	--	--	--	--	--	--	--	--	--	--	--	--	--	--	--	--	--	--	--	--	--	--	--	--	--	--	--	--	--	--	--	--	--	--	--	--	--	--	--	--	--	--	--	--	--	--	--	--	--	--	--	--	--	--	--	--	--	--	--	--	--	--	--	--	--	--	--	--	--	--



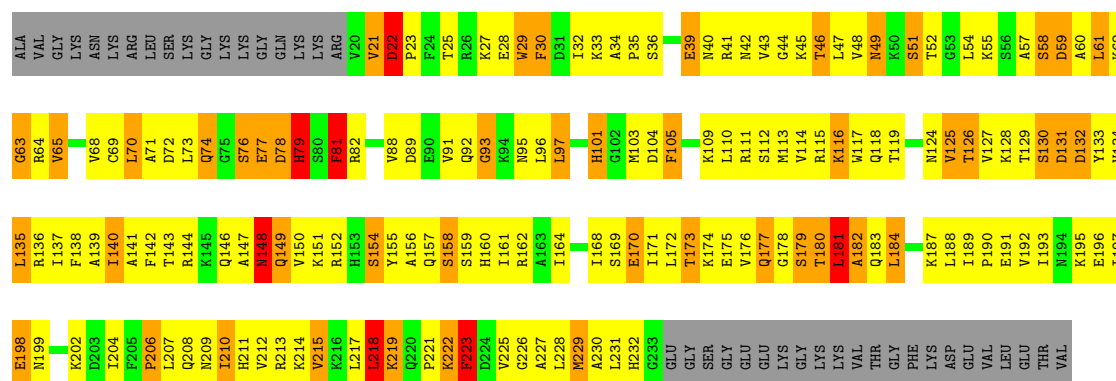
• Molecule 2: 40S ribosomal protein S0-A

Chain s0: 65% 15% 18%



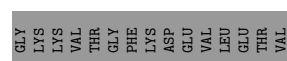
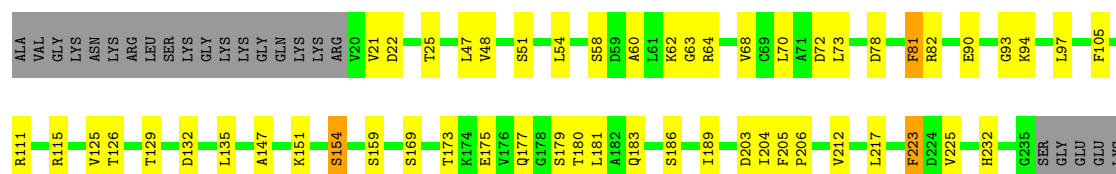
• Molecule 3: 40S ribosomal protein S1-A

Chain S1: 19% 44% 18% 16%




• Molecule 3: 40S ribosomal protein S1-A

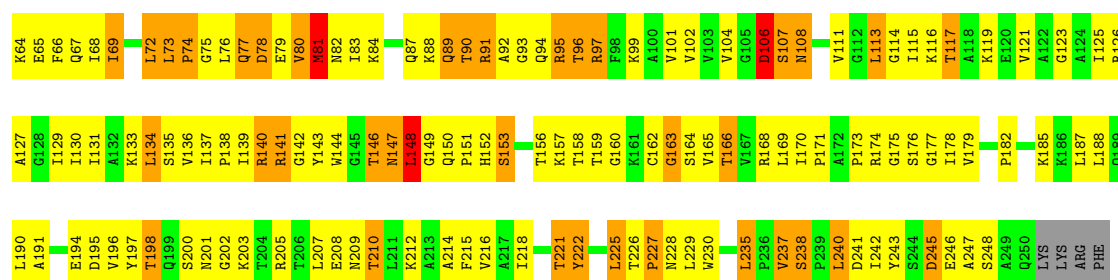
Chain s1: 64% 20% 15%



• Molecule 4: 40S ribosomal protein S2

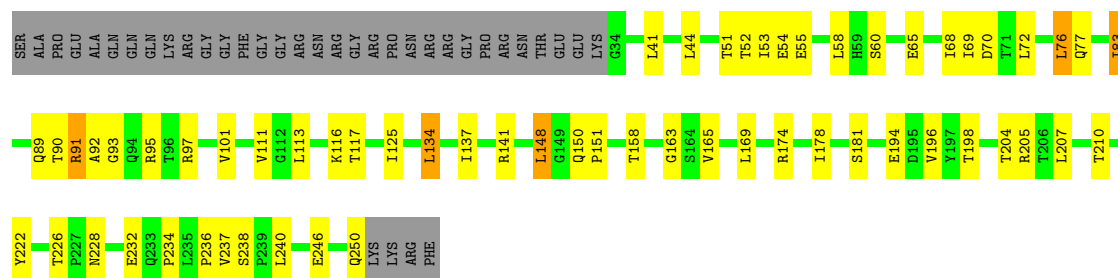
Chain S2: 24% 45% 16% 14%





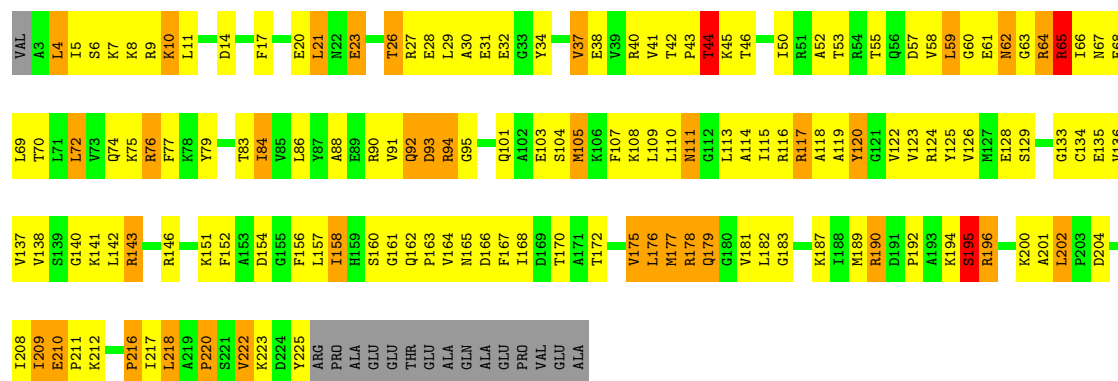
• Molecule 4: 40S ribosomal protein S2

Chain s2: 62% 22% 14%



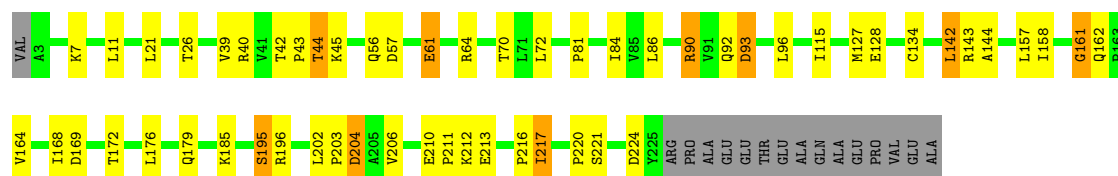
• Molecule 5: 40S ribosomal protein S3

Chain S3: 32% 46% 15% 7%



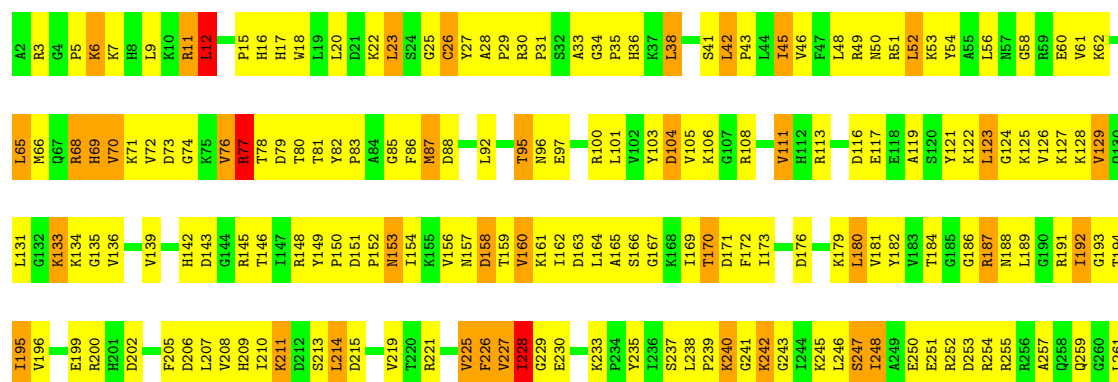
• Molecule 5: 40S ribosomal protein S3

Chain s3: 70% 20% 7%



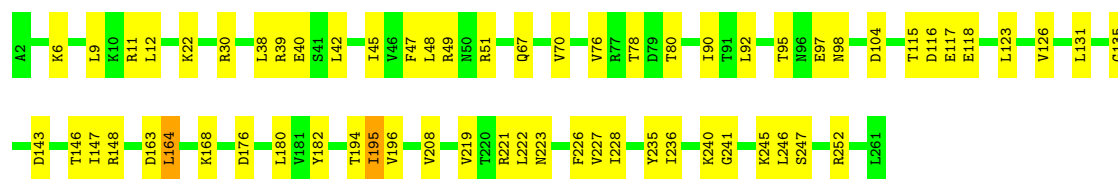
• Molecule 6: 40S ribosomal protein S4-A

Chain S4: 30% 55% 14%



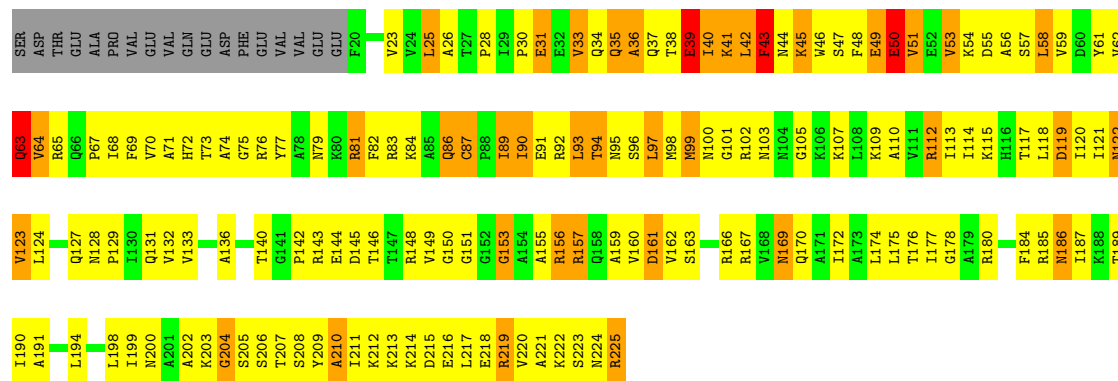
• Molecule 6: 40S ribosomal protein S4-A

Chain s4: 76% 23%



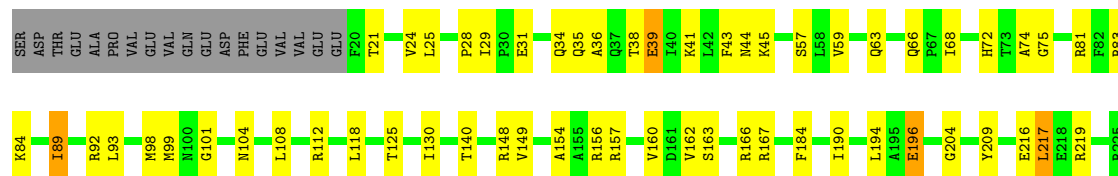
• Molecule 7: 40S ribosomal protein S5

Chain S5: 21% 52% 17% 8%



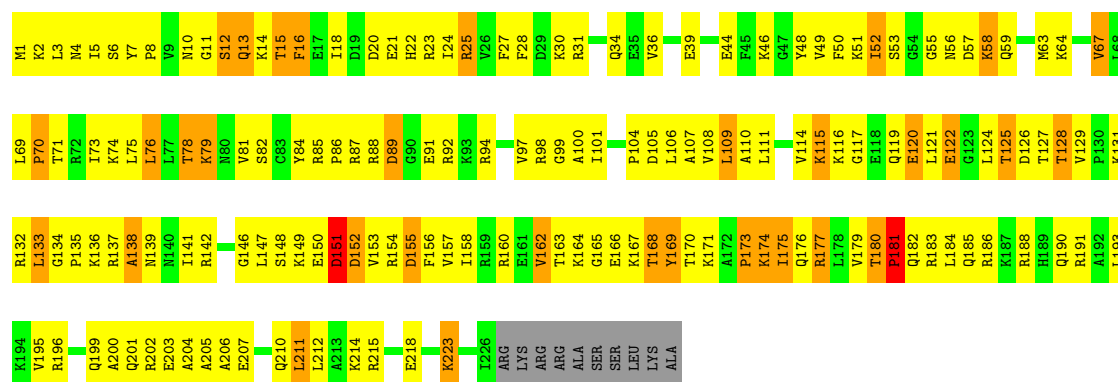
• Molecule 7: 40S ribosomal protein S5

Chain s5: 66% 24% 8%



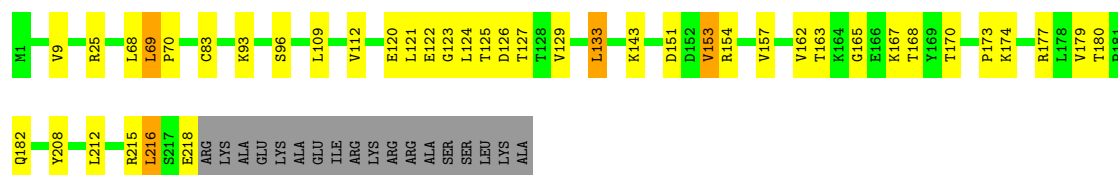
• Molecule 8: 40S ribosomal protein S6-A

Chain S6: 27% 54% 14%



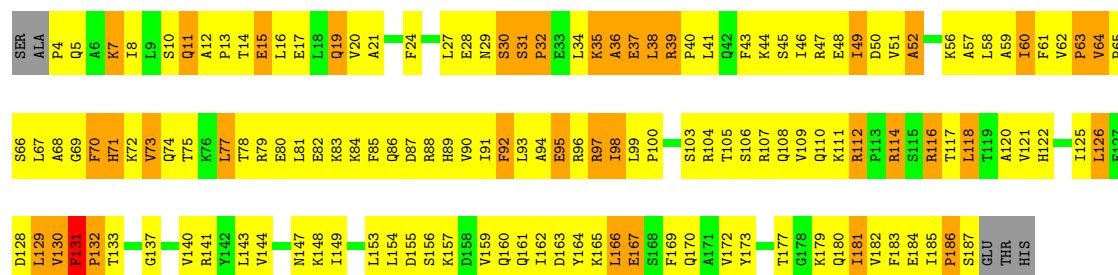
• Molecule 8: 40S ribosomal protein S6-A

Chain s6: 75% 16% 8%



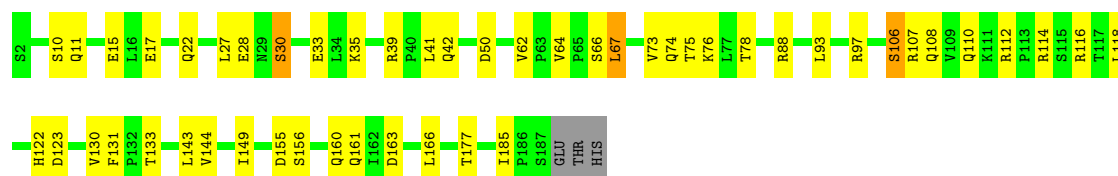
• Molecule 9: 40S ribosomal protein S7-A

Chain S7: 21% 57% 20%



• Molecule 9: 40S ribosomal protein S7-A

Chain s7: 72% 25%




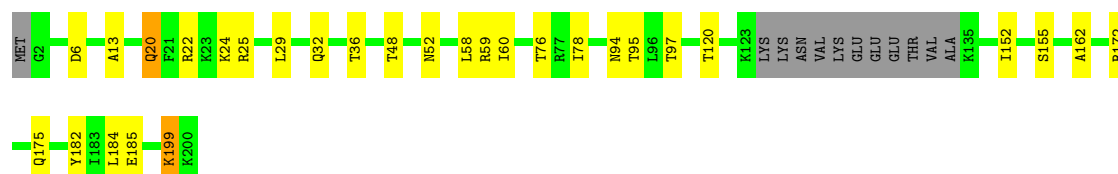
• Molecule 10: 40S ribosomal protein S8-A

Chain S8: 35% 46% 13% 6%



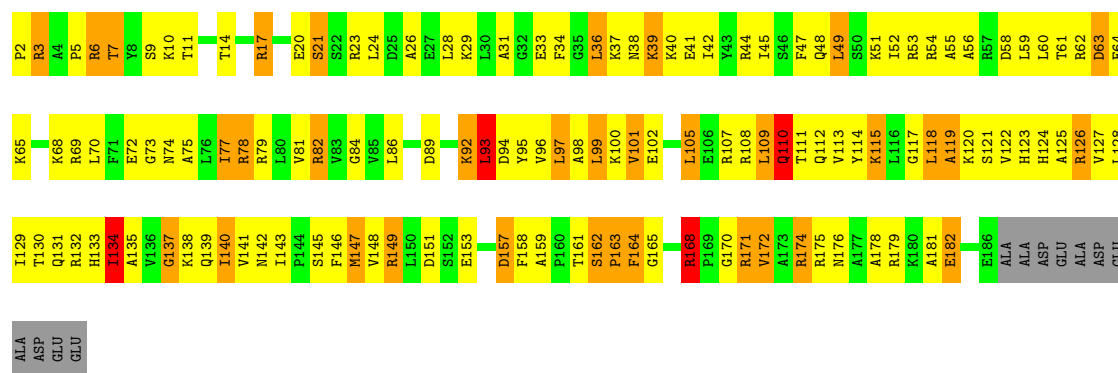
- Molecule 10: 40S ribosomal protein S8-A

Chain s8:  80% 14% • 6%



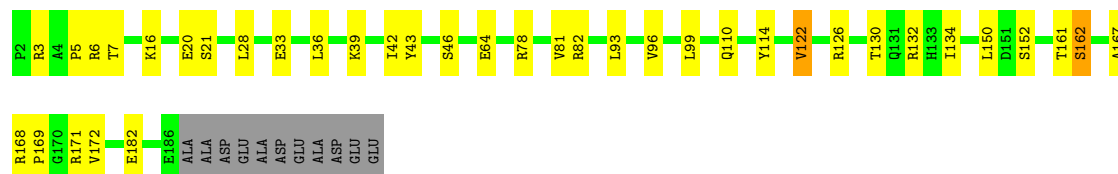
- Molecule 11: 40S ribosomal protein S9-A

Chain S9: 



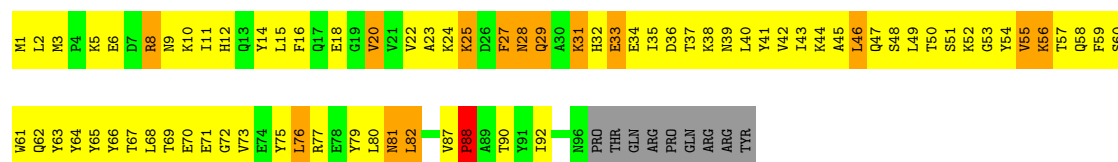
- Molecule 11: 40S ribosomal protein S9-A

Chain s9:  75% 18% • 6%



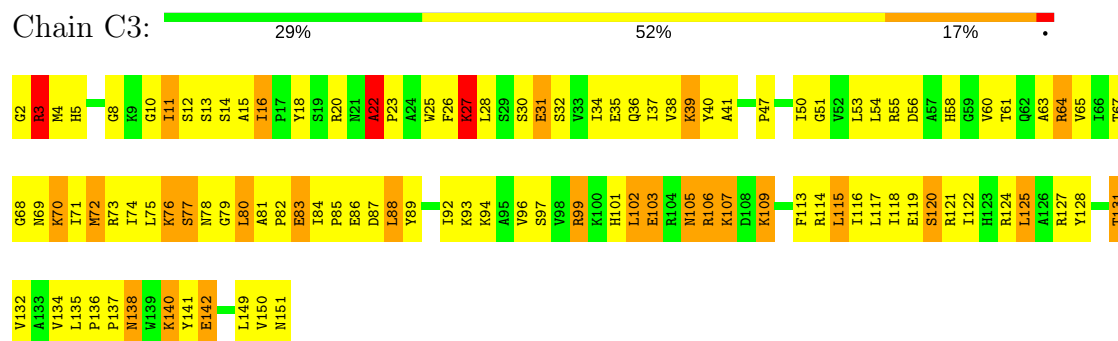
- Molecule 12: 40S ribosomal protein S10-A

Chain C0:

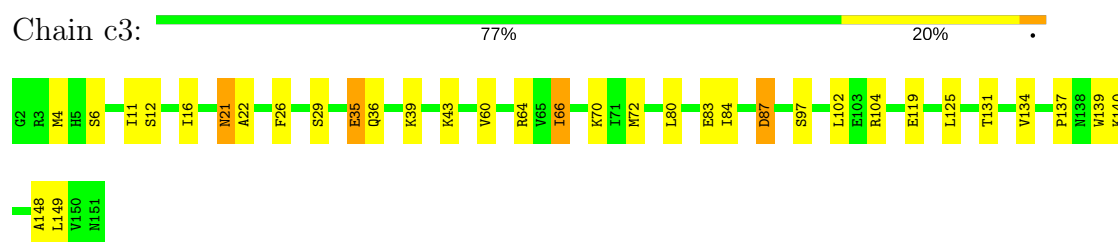


- [illegible]

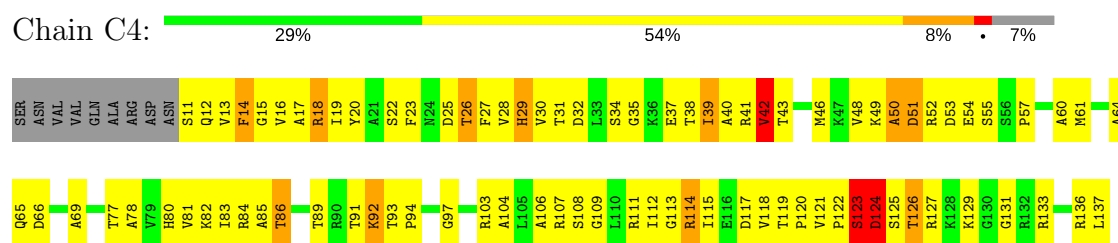
• Molecule 15: 40S ribosomal protein S13



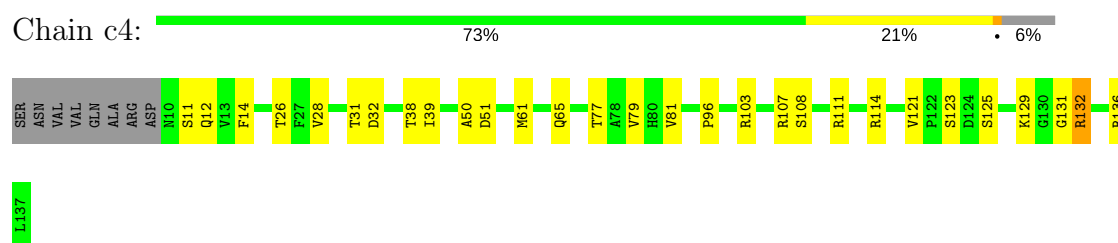
• Molecule 15: 40S ribosomal protein S13



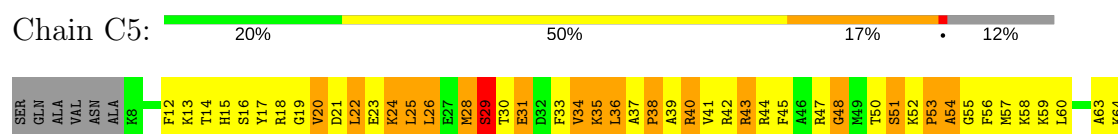
• Molecule 16: 40S ribosomal protein S14-A

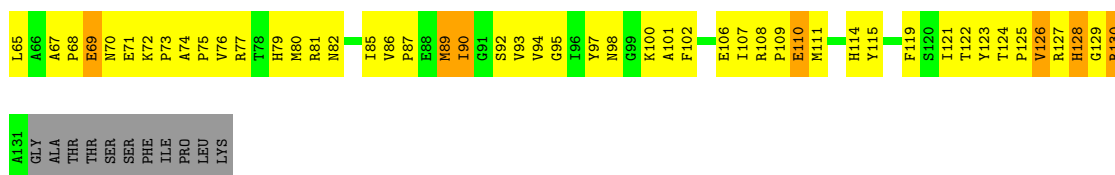


• Molecule 16: 40S ribosomal protein S14-A



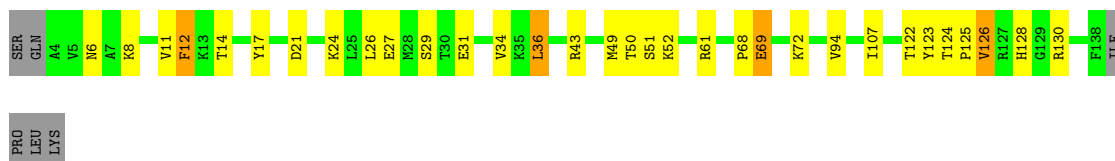
• Molecule 17: 40S ribosomal protein S15






- Molecule 17: 40S ribosomal protein S15

Chain c5: 73% 20%



- Molecule 18: 40S ribosomal protein S16-A

Chain C6: 15% 70% 12%



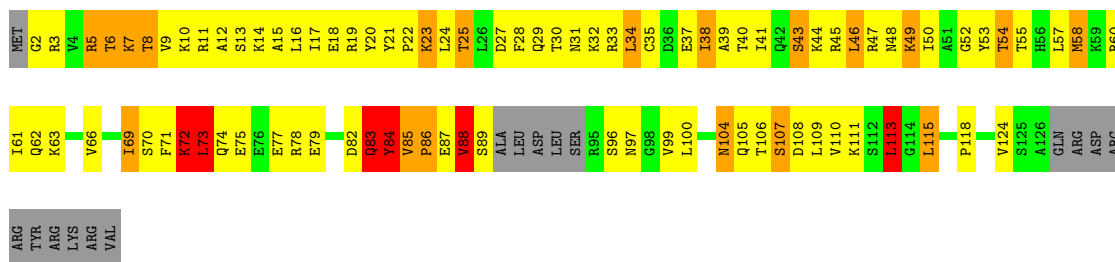
- Molecule 18: 40S ribosomal protein S16-A

Chain c6: 77% 21%



- Molecule 19: 40S ribosomal protein S17-A

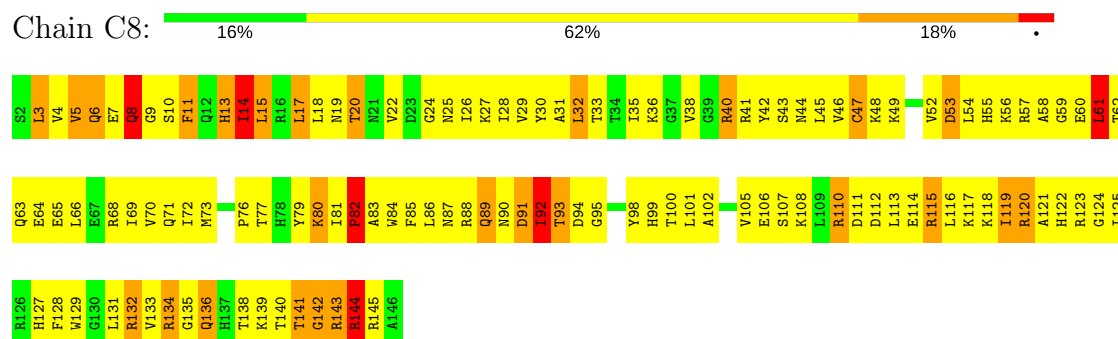
Chain C7: 22% 48% 14% 12%



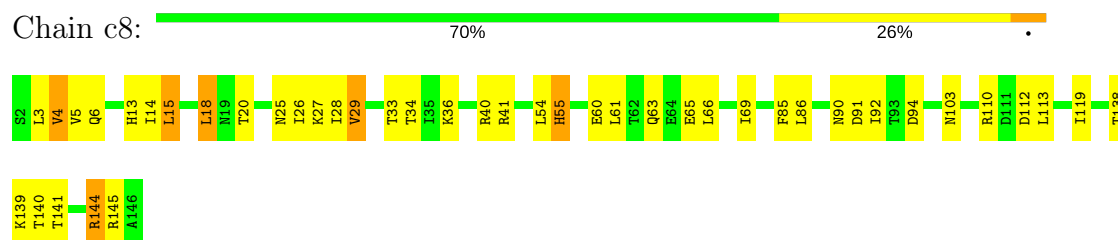
- Molecule 19: 40S ribosomal protein S17-A

Chain c7: 67% 18% 14%

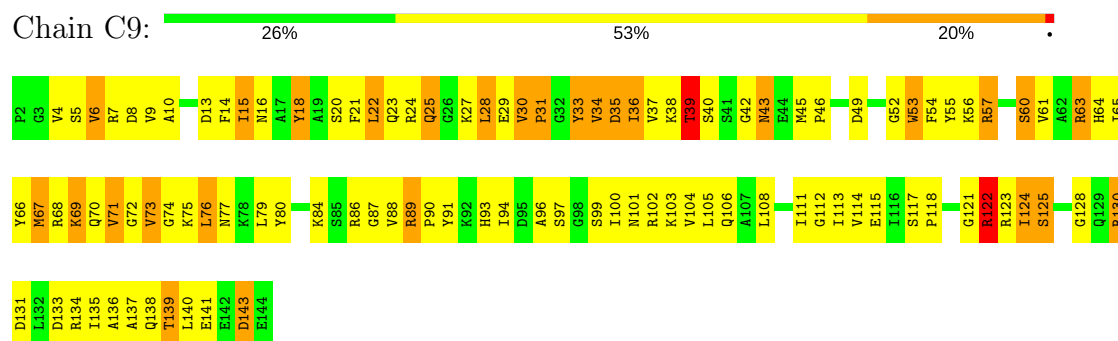
- Molecule 20: 40S ribosomal protein S18-A



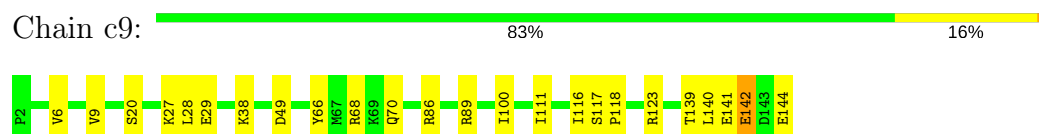
- Molecule 20: 40S ribosomal protein S18-A



- Molecule 21: 40S ribosomal protein S19-A

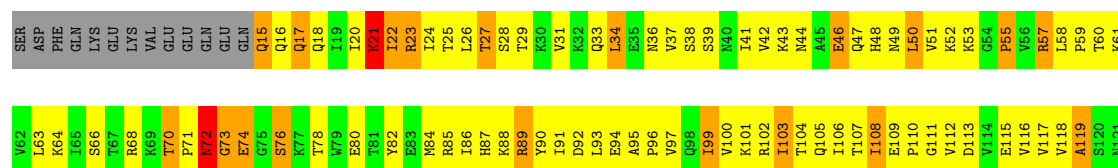


- Molecule 21: 40S ribosomal protein S19-A



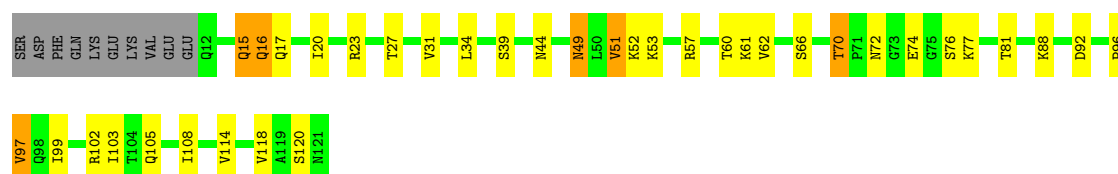
- Molecule 22: 40S ribosomal protein S20

Chain D0: 

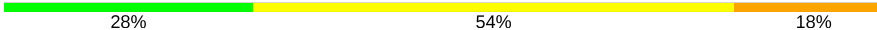


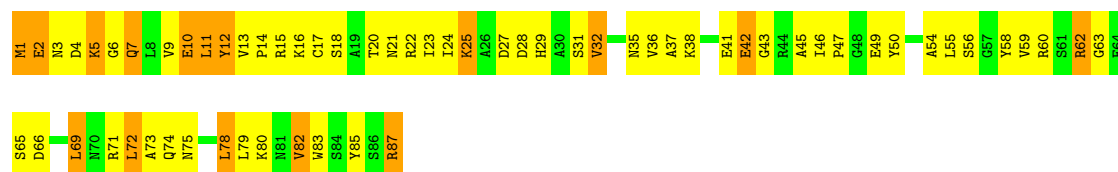
• Molecule 22: 40S ribosomal protein S20

Chain d0: 




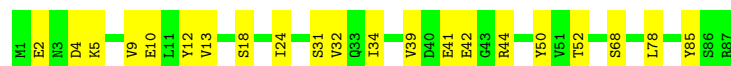
• Molecule 23: 40S ribosomal protein S21-A

Chain D1: 



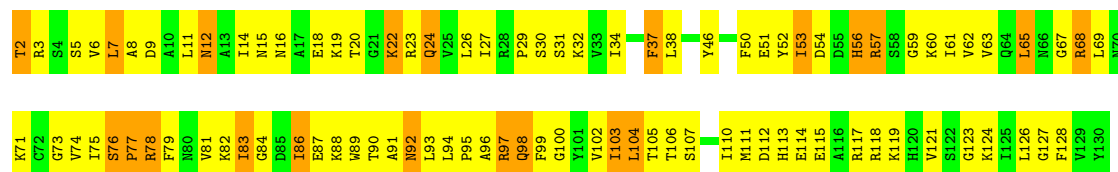
• Molecule 23: 40S ribosomal protein S21-A

Chain d1: 




• Molecule 24: 40S ribosomal protein S22-A

Chain D2: 

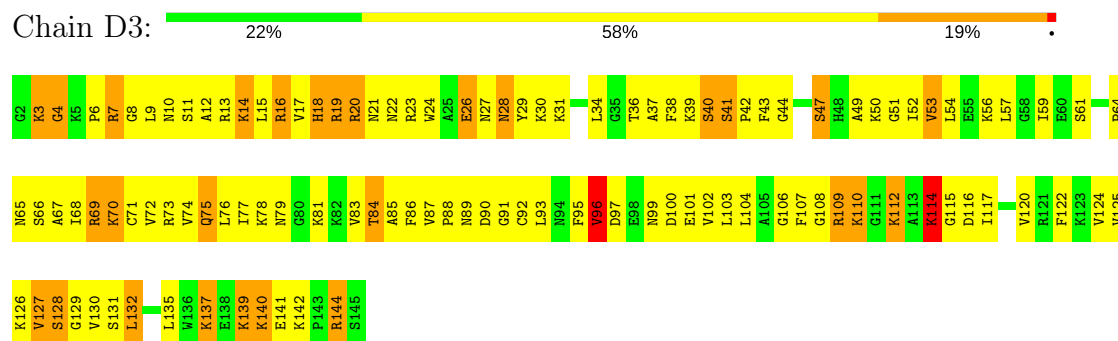


• Molecule 24: 40S ribosomal protein S22-A

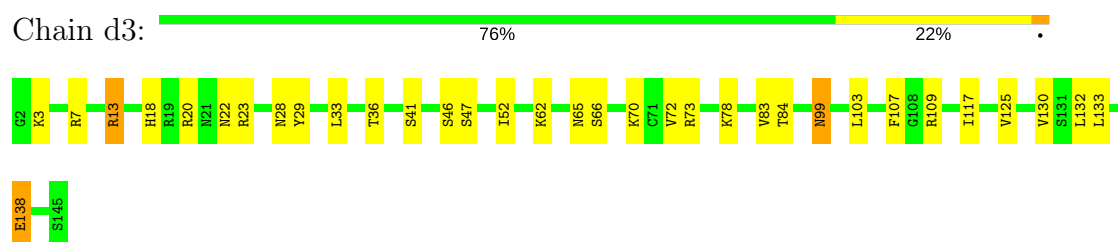
Chain d2: 



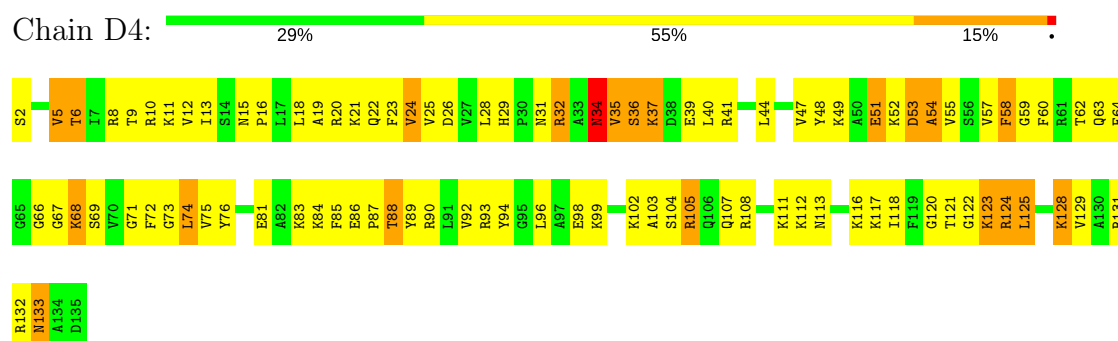
- Molecule 25: 40S ribosomal protein S23-A



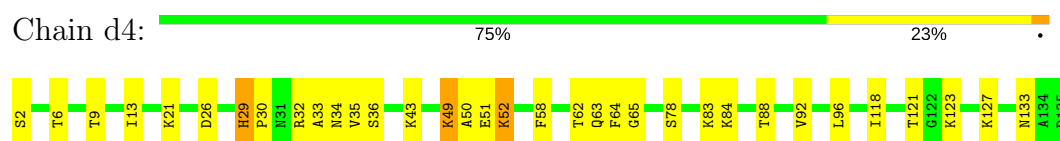
- Molecule 25: 40S ribosomal protein S23-A



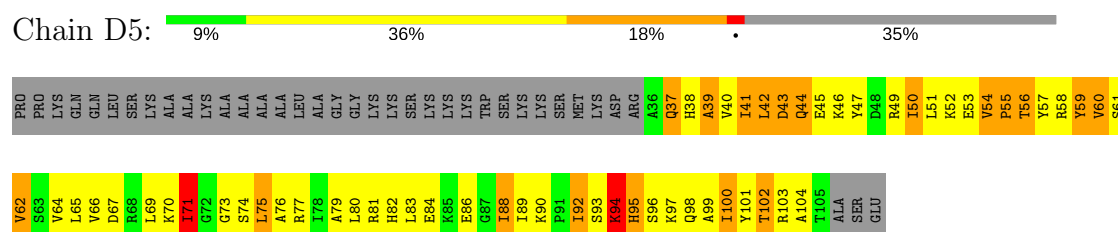
- Molecule 26: 40S ribosomal protein S24-A



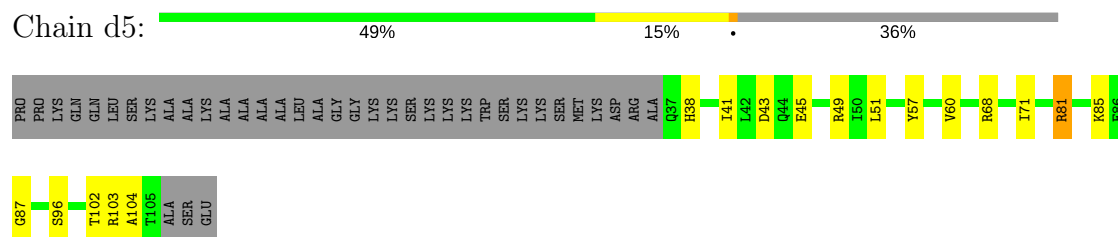
- Molecule 26: 40S ribosomal protein S24-A



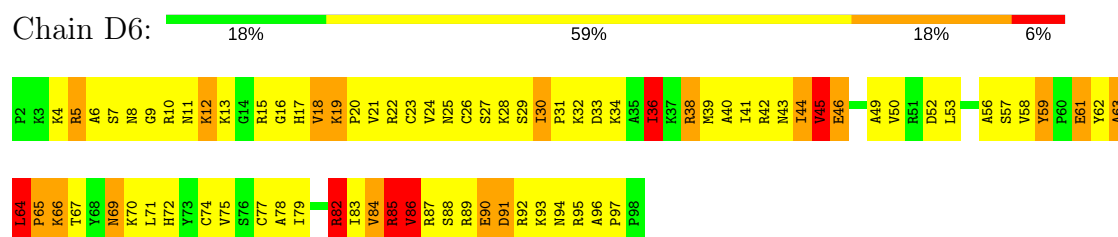
- Molecule 27: 40S ribosomal protein S25-A



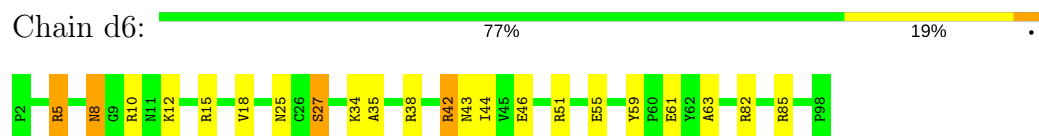
- Molecule 27: 40S ribosomal protein S25-A



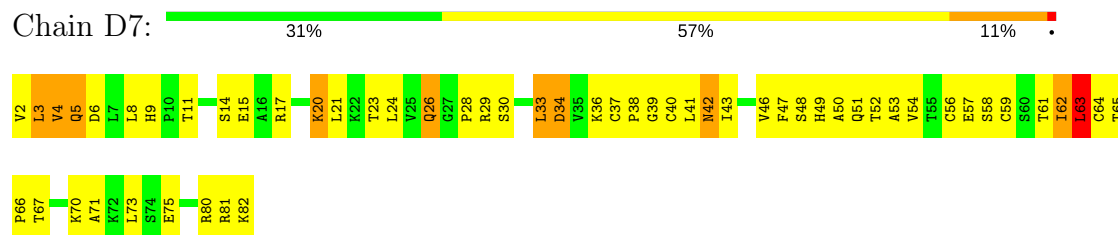
- Molecule 28: 40S ribosomal protein S26-B



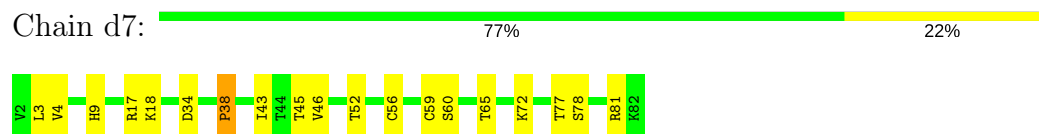
- Molecule 28: 40S ribosomal protein S26-B



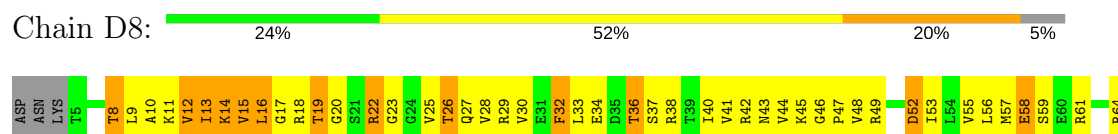
- Molecule 29: 40S ribosomal protein S27-A



- Molecule 29: 40S ribosomal protein S27-A



- Molecule 30: 40S ribosomal protein S28-A





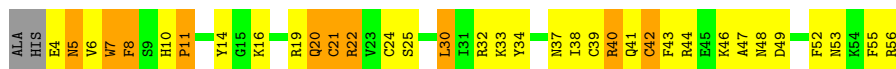
- Molecule 30: 40S ribosomal protein S28-A

Chain d8: 74% 17% 5% 5%



- Molecule 31: 40S ribosomal protein S29-A

Chain D9: 33% 45% 18% .



- Molecule 31: 40S ribosomal protein S29-A

Chain d9: 71% 24% . .



- Molecule 32: 40S ribosomal protein S30-A

Chain E0: 42% 45% 12% .



- Molecule 33: Ubiquitin-40S ribosomal protein S31

Chain E1: 18% 50% 20% 5% 7%



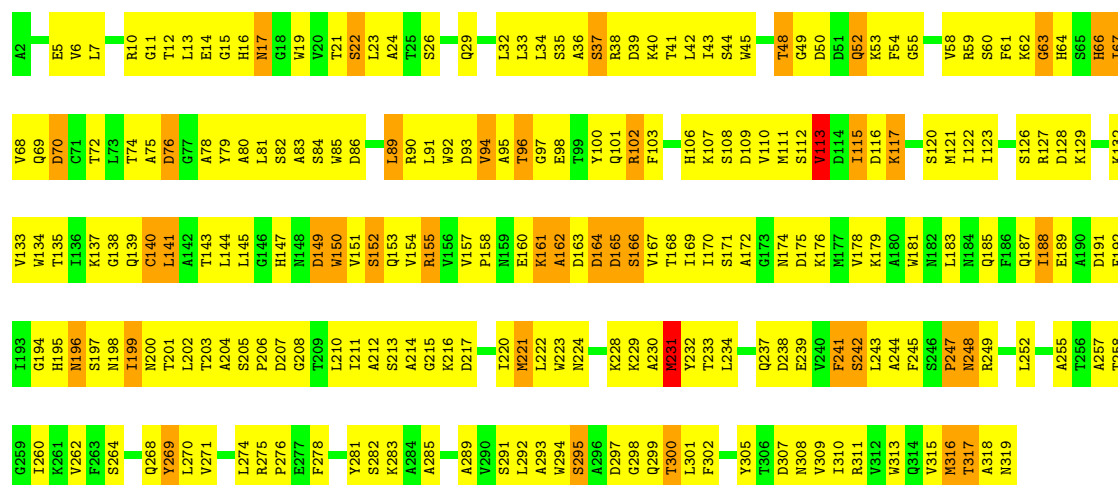
- Molecule 33: Ubiquitin-40S ribosomal protein S31

Chain e1: 57% 38% . .



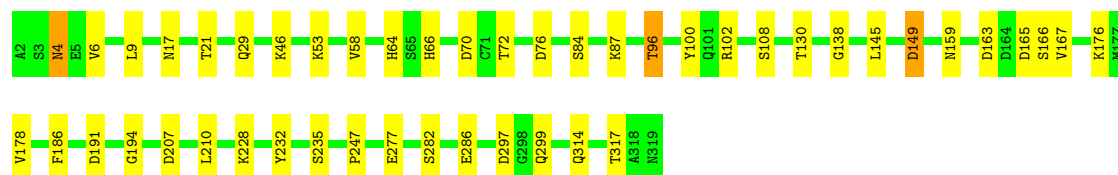
- Molecule 34: Guanine nucleotide-binding protein subunit beta-like protein

Chain SR: 26% 60% 13% .



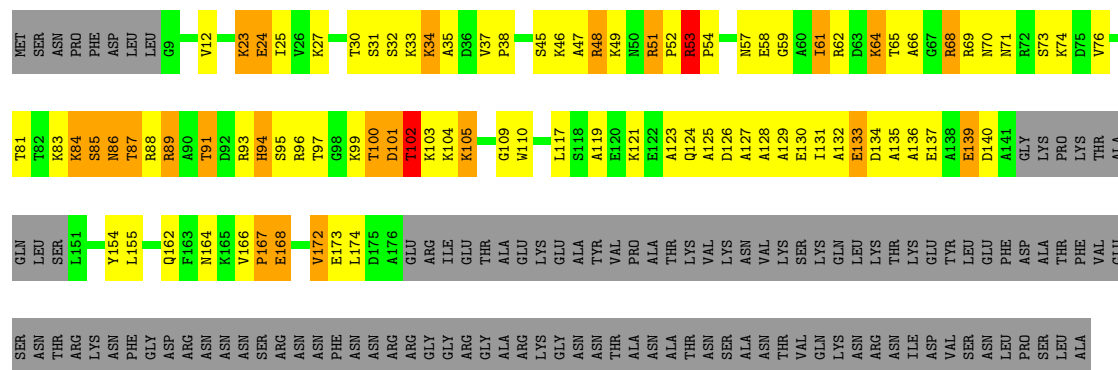
- Molecule 34: Guanine nucleotide-binding protein subunit beta-like protein

Chain sR: 85% 14% •



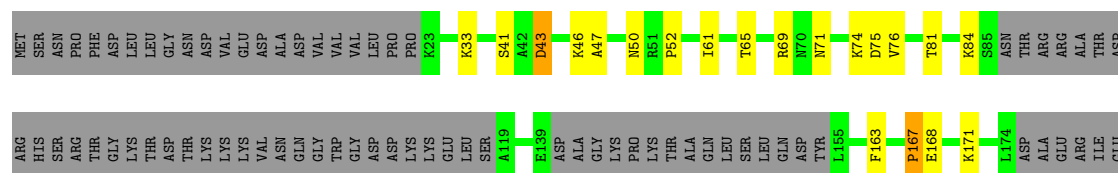
- Molecule 35: Suppressor protein STM1

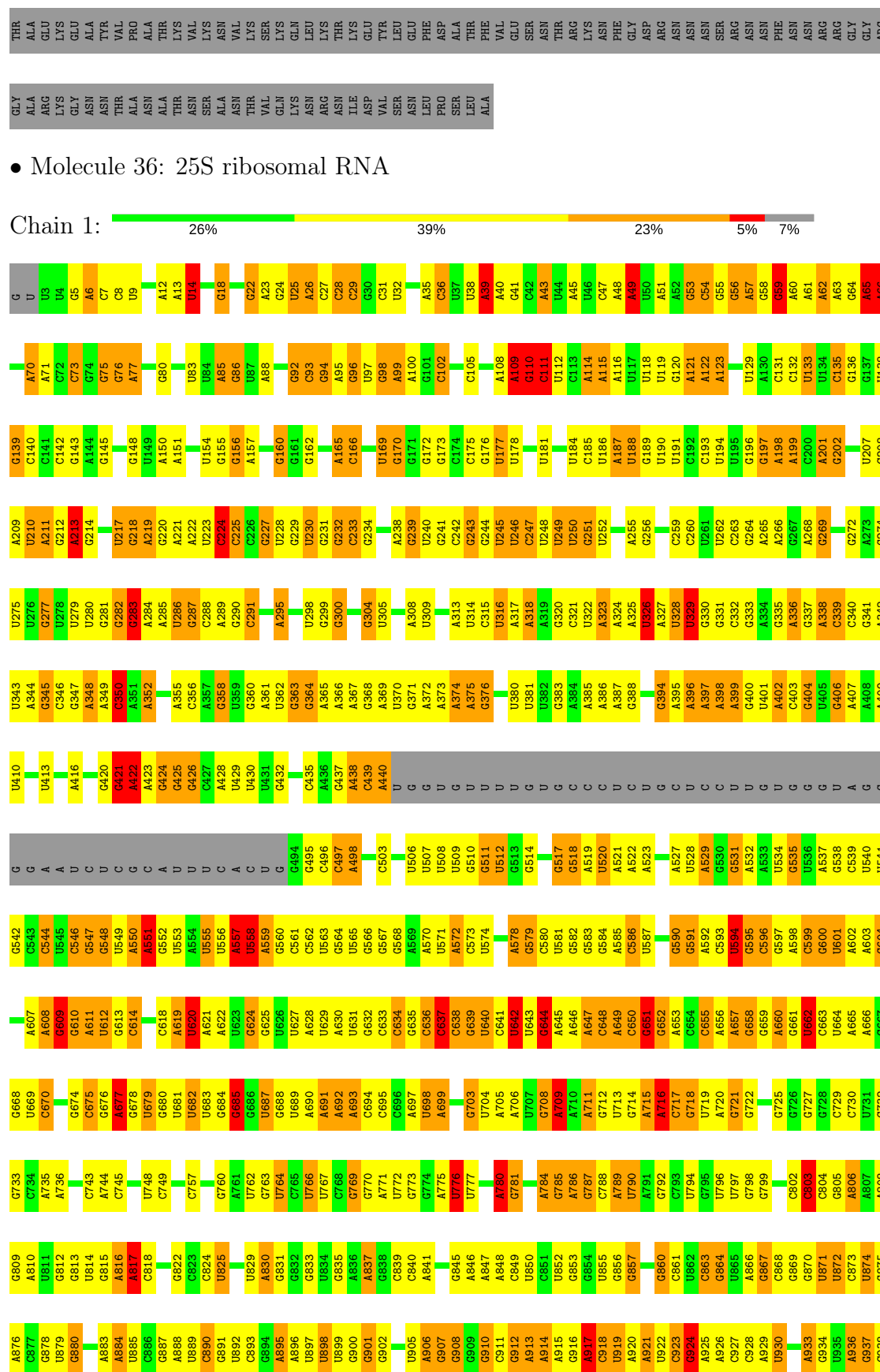
Chain SM: 25% 24% 8% 42% •



- Molecule 35: Suppressor protein STM1

Chain sM: 31% 7% 62% •





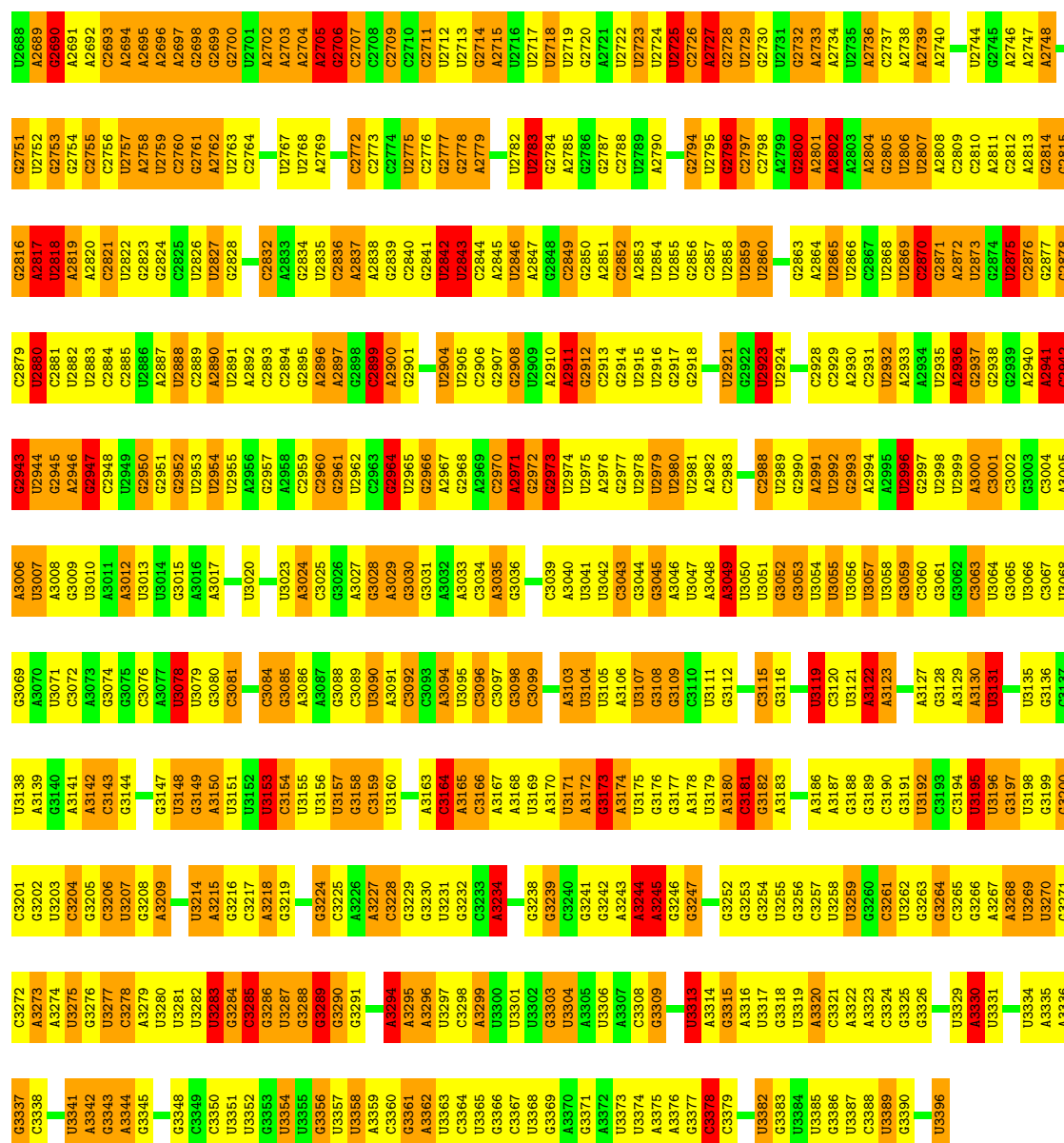
C1943	G1807	G1740	G1599	U1530	A1467	C1402	U1341	A1271	A1205	U1138	C1069	A1003	U939
U1944	G1808	U1741	U1600	U1533	A1468	C1403	C1342	C1272	G1206	G1139	U1070	U1004	G940
A1945	A1809	A1742	A1601	A1534	C1469	C1404	A1343	A1273	U1208	G1140	U1071	G1005	G941
G1949	A1810	G1674	A1602	A1535	U1470	U1405	G1344	A1274	G1207	C1141	U1072	G1008	U942
U1950	G1879	G1743	A1603	A1536	U1471	A1406	G1345	C1275	G1209	G1142	U1073	U1009	U943
C1951	U1880	C1745	G1604	G1536	U1472	A1407	G1346	U1276	U1210	A1143	U1074	A1008	C944
G1952	A1881	U1746	A1605	A1537	G1473		U1347	C1277	U1211	U1144	A1075	G1010	C945
G1953	U1815	G1747	U1606	G1538	A1474	C1411	U1348	U1278	A1212	G1145	C1076	A1011	U946
U1954	G1882	G1678	U1607	A1541	A1475	G1412	G1349	C1279	G1213	G1146	U1077	G1012	G947
G1954	A1816	A1679	C1608	G1544	G1476	G1413	A1350	C1280		U1078	U1078	U1013	C948
U1955	G1817	G1748	C1609	A1545	A1477	G1414	U1351	G1281		G1148	A1080	U1015	U954
C1956	U1818	A1750	G1610	A1546	U1478	U1415	A1352	U1282		G1149	U1082	C1017	U955
U1956	A1819	G1751	G1611	A1547	U1479	C1416	U1353			A1150	U1081	U1016	U956
A1957	U1820	A1752	A1612	A1548	G1480	G1417	G1354			U1151	U1082	C1017	U957
G1958	A1821	G1684	A1613	C1548	G1547	A1418	A1355	G1285		U1152	G1083	G1018	U958
G1959	G1888	C1685	C1614	U1554	A1482	A1419	U1356	A1287		A1153	A1084	G1019	U959
G1960	A1822	G1686	C1615	U1555	G1483	G1420	G1357			A1154	U1083	G1020	C958
C1961	G1823	U1687	G1616	U1556	U1484	G1421				A1225	U1084	G1021	C959
G1962	G1824	G1688	G1617	C1556	G1485	G1422				G1155	G1087		U960
C1963	G1825	U1689	G1618	U1557	G1486	C1423				G1156			U961
C1964	C1826	C1690	U1619	U1558	G1487	G1424				U1157			U962
C1965	C1827		U1620	U1559	G1488	U1425				U1094	A1093	G1024	A964
C1966	U1827		A1621	G1560	U1489	G1426				U1095	U1095	A1025	G963
C1967	U1831			G1561	A1491	C1428				U1096	G1097	U1028	G964
C1968	G1832	U1764	G1624	C1562	G1492	G1429				G1161		G1029	A965
C1969	A1833	G1765	A1625	C1563	G1493	G1430				U1162			U966
C1970	A1834	C1766	U1626	U1564	G1494	U1431							A967
C1971	A1835	A1697	U1627	G1565	U1495	G1432				A1165	A1099	C1032	G968
C1972	G1836	G1698	G1628	U1566	G1496	A1433				U1100	U1100	U1033	G969
C1973	U1837	U1700	G1629	U1567	C1496	G1434				G1166	A1102	G1034	C988
C1974	A1838	C1701	U1629	U1568	C1497	A1435				A1170	A1103	G1035	G970
C1975	G1839	U1702		U1569	U1498	G1436				G1171	G1104	A1036	G971
C1976	C1840	C1773	C1633	U1570	A1499	A1437				G1172		C1037	A972
C1977	A1841	G1774	G1634	U1571	G1499	U1438						C1038	A973
C1978	A1842	G1775	G1635	U1572	U1500	G1439				U1039	G1106	U1039	G974
C1979	C1843			G1573	G1501	U1440				C1175	C1107	A1040	C975
C1980	A1844			C1574		G1441				G1176	U1109	U1041	C976
C1981	G1845	G1780	A1638	U1504	A1504	G1442				G1177	U1110	U1042	C977
C1982	C1846	U1782	G1639	C1505	C1506	U1443				A1178	U1111	G1045	G978
C1983	A1847	A1714	G1640	U1507	G1507	G1444				A1179	A1112	A1046	U979
C1984	G1848	U1715	U1641	C1508	G1508	G1445				U1180	A1113	A1047	A980
C1985	C1849	U1716	A1642	U1509	C1509	G1446				U1181	G1113	A1048	U981
C1986	A1850	G1717	A1643	A1580	A1509	G1447				U1182	U1114	A1049	C982
C1987	G1851	U1718	C1644	C1581	G1510	U1448				C1183	G1115	C1049	A983
C1988	C1852	A1787	U1645	U1511	U1511	A1449				G1116	G1116	U1050	G984
C1989	U1853	C1788	G1646	C1582	U1512					C1185	C1117	U1051	U985
C1990	C1854	G1789		U1583	U1512	A1449				U1186	C1118	U1052	U986
C1991	U1855	U1722	G1650	A1584	G1513	G1450				C1187	C1119	A1053	U987
C1992	C1856	A1723		C1585	G1514	C1451						A1054	U988
C1993	G1857	G1724	G1655	A1586	A1515	C1451				U1190	U1122	U1056	G991
C1994	A1858	C1725	A1656	A1587	C1516	U1455				U1191	U1123	U1057	A992
C1995	U1859	C1726	C1657	A1588	G1517	U1456				C1192	U1124		C993
C1996	G1860	G1727	G1658	A1589	U1518	A1456					U1125		G994
C1997	C1861	U1728	U1659	G1590	G1519	C1459				C1196	G1126	U1060	U995
C1998	A1862	A1729	C1660	U1591	G1520	A1460				A1197		A1061	A996
C1999	G1863	G1730	G1661	G1592	G1521	C1461				C1198	A1129	A1062	U997
C2000	A1864	U1731	A1662	A1593	U1522	A1462				C1199	A1130	G1063	A998
C2001	C1865	C1732	C1663	A1594	U1523	U1463				A1200	G1131	A1064	G999
C2002	U1866	U1733	G1664	A1595	A1524	U1464				C1201		A1065	C999
C2003	A1867	G1734		C1596	U1465	G1464				U1267		G1066	G1000
C2004	G1868	U1735	A1667	U1597	G1465	A1465				A1202		U1067	G1001
C2005	C1869	G1736	G1668	G1598	C1527	G1466				A1203		G1068	A1002
C2006	U1871	A1804								A1204			

U2974	A2910	A2845	U2719	U2650	G2585	U2517	G2391	A2324	U2260	C2196	C2132	G
U2975	A2911	U2846	G2720	G2651	G2586	C2518	C2392	G2525	G2261	C2197	U2133	G
A2976	G2912	A2847	A2721	U2652	U2587	A2519	G2393	G2326	A2262	A2198	G2134	G
G2977	C2913	G2848	U2722	C2653	U2588		G2394		C2263	U2199	U2135	G
U2978	G2914	G2849	U2723		G2589		G2395		U2264	U2200	U2136	C
U2979	U2915	G2850	U2724				G2396		C2265	G2201	U2137	U
	U2916	A2851	U2725	A2656	G2592	A2523	A2397	C2333	U2266	C2202	A2138	A
A2982	G2917	A2852	U2726	A2657	G2593	A2524	A2398	U2334	U2267	U2203	A2139	U
	G2918	A2853	C2726	G2658	C2594	G2525	A2399	G2335	U2268	C2204	A2140	G
C2983	A2919	U2854	A2727	G2659	C2594	C2526	A2400	U2336	U2269	U2205	U2141	C
C2984	U2920	U2855	U2728	G2660	G2597	G2527	A2401	C2337		U2206	A2142	C
C2985	U2921	U2856	U2729	G2661	G2601	A2529	A2402	C2338	A2272	A2207	A2143	U
U2986	U2922	G2857	G2730	G2662	G2602	G2530	G2403	C2339	G2273	A2208	A2144	G
U2987	G2923	U2858	U2731	G2663	G2603	C2531	G2404	C2340	U2274	U2209	A2145	C
C2988	U2924	U2859	U2732	C2664	G2604		A2405		A2275	G2210	A2146	C
U2989	C2925	A2798	A2733	U2665	U2605	G2532	C2406	U2341	A2276		A2147	U
C2990	U2926	A2799	A2734	C2666	G2606	G2533	C2407	C2342	G2277	U2148	A2148	A
A2991		G2800	U2735		G2607	A2534	U2408	C2343	C2278	A2149		G
U2992		A2801	U2736	G2672	G2608	A2535	G2409	U2344	A2279	A215	G2150	C
G2993		G2802	C2737	A2673	G2609	U2537	U2410		A2280	G2216	C2151	C
A2994	A2930	A2803	A2738	A2674	G2610	U2538	U2411	C2350	A2281	U2217	A2152	U
A2995	C2931	A2804	A2739	C2675	G2611	C2539	G2412	G2352	U2282	G2218	U2153	A
U2996	U2932	G2805	A2740	A2676	U2612	A2540	A2413	G2353	G2283	A2219	U2154	C
G2997	A2933	U2806	G2741	G2677	U2613	A2541	G2414	C2354	C2284	G2221	G2155	C
	A2934	U2807	G2742	A2678	G2614	U2542	G2415	G2355	C2285	A2222	C2156	A
	U2935	A2808	G2743	A2679	G2615	U2543	U2416	A2356	U2286	A2223	G2157	A
A3000	U2936	G2809	U2744	A2680	G2616	U2544	U2417	A2357	C2287	A2224	A2158	U
C3001	G2937	C2810	G2745	U2681	U2617	C2545	A2418	A2358	G2288	U2225	C2163	U
G3002	C3003	A2811	A2746	C2682	G2618	G2546	A2419	C2359	U2289	U2226	A2164	U
C3003	U2938	G2812	A2747	U2683	U2619	A2547	G2420	C2360	C2290			A
C3004	G2939	A2813	A2748	C2684	G2620	U2548	U2421	C2361		C2227	A2165	U
A3005	A2940	G2814	G2749		G2621	G2549	A2422	C2362	U2294	A2228	A2166	U
A3006	U2941	U2815	U2750	G2687	G2622		U2423	A2363	A2295	A2229	A2167	U
U3007	G2942	G2816	U2751	U2688	G2623	C2552	A2424	C2364	U2296			G
A3008	C2943	A2817	G2752	A2689	G2624	U2553	A2425	C2365	U2297	A2232	G2169	C
G3009	U2944	U2818	U2753	G2690	C2625	A2554	G2426	C2366	U2298	A2233	U2170	C
U3010	G2945	A2819	G2754	A2691	C2626	G2555	U2427	C2367	U2299		G2171	U
A2946	A2946	A2820	C2755	A2692	C2627	C2556		A2368	G2300	C2237	A2172	G
G2947	U2882	G2821	C2756	G2693	A2628	A2557	A2430	G2369		G2238	U2173	U
C2948	U2883	U2822	U2757	A2694	U2629	U2558	C2431	G2370	A2303	G2239	G2174	U
U2949	C2884	G2823	U2758	A2695	G2630	U2559	A2432	G2371	C2304	G2240	U2175	U
	C2885	G2824	U2759	A2696	U2631	C2560	U2433	A2372	G2305	U2241	U2176	G
C3018	U2953	U2827	G2761	G2698	G2632	A2561	U2434		G2306	A2242	G2177	A
U3019	U2954	G2828	G2762	G2699	U2633			G2373	G2307	A2243	A2178	G
U3020	U2955	G2829	U2763	G2700	U2634	G2564	G2437	G2375	C2308	A2244	C2179	A
A3021	A2956	C2830	C2764		A2635	U2565	A2438	G2376	A2309	G2245	G2180	C
G3022	C2957	G2831	C2765	A2703	A2636	C2566	A2439	C2377	U2310	G2246	G2181	G
U3023	A2958	G2832	U2766	A2704	A2637	C2567		C2378	G2311	G2247	A2182	C
A3024	C2959	A2833	U2767	A2705	C2638	G2568	G2442	U2379	A2312	C2248	A2183	C
G3025	G2960	G2834	U2768	A2706	G2639	A2569	A2443	U2380	G2313	G2249	U2184	U
A3027	U2962	U2835	U2769	G2706	A2640	U2570	C2444	G2381	U2314	G2250	G2185	C
G3028		U2836	A2769	C2707	U2641	U2571	A2445	G2382	G2315	G2251	U2186	U
A3029	U2965	A2837	C2770	C2708	A2642	C2572	U	C2383	G2316	A2252	G2187	U
G3030	G2966	U2838	U2771	C2709	A2643	G2573	A2445	G2384	A2317	G2253	G2188	G
G3031	A2967	C2839	U2772	U2712	C2644			A2384	G2318	U2254	G2189	C
A3032	U2968	U2840	U2773	U2713	G2645	G2579	A		U2319	U2255	U2190	U
A3033	G2969	U2841	G2774	U2714	C2646	A2580	G	G2385	U2318	A2256	U2191	A
C3034	C2970	G2842	U2775	G2715	A2647	U2581	A	A2386	U2319	A2257	A2192	A
A3035	U2971	U2843	C2776	A2716	C2648	C2582	G	A2387	A2320	A2258	C2192	G
	G2972	U2844	G2777				U	G2388	A2321	U2259	U2193	U
C3039	G2973	G2844	G2778	U2718	A2649		U2516	C2389	C2322	A2260	G2194	U

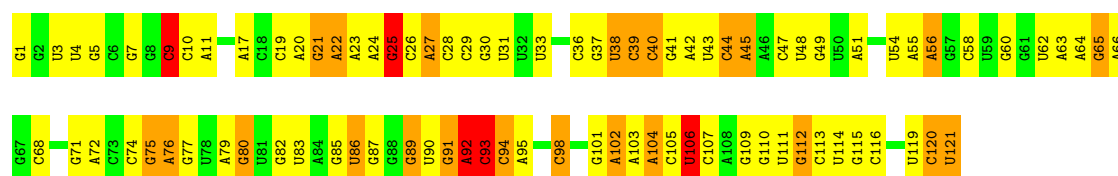


A1583	A1449	G1388	G1397	A1259	C1192	A1129	U1060	G999	C937	A876	A807	G737	U671	A608
U1584	G1450	G1389	C1328	A1260	A1193	A1130	A1061	C1000	C938	C877	A808	A738	A672	G609
G1585	C1451	A1390	U1329	G1261	G1194	G1131	A1062	G1001	U939	G878	G809	G739		A610
A1586	A1452	A1391	A1330	G1262	A1195	C1132	A1063	A1002	G940	U879	G810		C675	G611
A1587		A1392	U1331	G1263	C1196	A1133	A1064	A1003	G941	G881	U811	G742	C676	U612
A1588	A1456	A1393	A1332	G1264	A1197	G1134	A1065	U1004	U942	G882	G812	G743	A677	G613
A1589	U1457	C1333	C1333	U1265	C1198	A1135	G1066	G1005	U943	A883	G813	A744	G678	C614
G1590	U1458		U1334	G1266	C1199	A1136	U1067	U1006	C944	A884	G814	C745	U679	U615
G1591	C1459		C1335	U1267	A1200	C1137	C1068	A1007	C945	A894	G815	A746	G680	
G1592	A1460	U1398	U1336	U1268	A1201	U1138	C1069	U1008	U946	U885	G816	U747	U681	C618
A1593	A1461	A1399	A1337	U1269	A1202	G1139	U1070	A1009	G947	U886	A817	U748	U682	A619
A1594	A1462	G1400	C1338		A1203		U1071	G1010	G948	G887	C818	C749	U683	U620
U1595	U1463	A1401	C1339	C1275	A1204	G1142	G1072	A1011	C949	A888	U819	G750	G684	A621
C1596	G1464	C1402	G1340	U1276	A1205	A1143	U1073	G1012	G950	U889	A820		G685	A622
C1597	A1465	C1403	U1341	C1277	G1206	U1144	U1074	G1013	A951	C890	U821	G754	G686	U623
G1598	A1466	G1404	C1342	A1278	G1207	G1145	A1075	U1014	G952	C891	G822	U756	U687	G624
G1599	A1467	U1405		C1279	U1208	G1146	C1076	U1015	G953	U892		C757	G688	G625
U1600	A1468	A1406	G1345	G1281	U1209	G1147	U1077	C1016	U954	C893	U825			
U1601	U1469	A1407	G1346		U1210	G1148	U1078	C1017	U955	G894	G826		A691	U629
A1602	U1470	G1408	U1347	C1284	U1211	G1149	A1079	G1018	U956	A895		G760	A692	A630
A1603	U1471	U1409	U1348	U1285	A1212	A1150	A1080	U1019	C957	A896	U829	A761	A693	G631
G1604	U1472	G1410	G1349		G1213	U1151	U1081	G1020	C958	U897	A830	U762	C694	G632
A1605	A1473	C1411	A1350	G1289	U1214	G1152	U1082	G1021	C959	U898	G831	G763	C695	G633
A1606	A1474	G1412	U1351	A1290	U1215	A1153	U1083		U960	U899		U764	C696	C634
U1607	A1475	G1413	A1352	A1291	G1216	A1154		G1024	C961	G900	U834	C765	A697	G635
C1608	G1476		U1353	C1292		C1155	A1093	A1025	A962	G901	C835	U766	U698	C636
C1609	A1477	U1415	G1354	U1293	U1220	C1156	U1094	A1026	G963	G902	A836	U767	A699	C637
G1610		G1416	A1355	U1294	A1221	G1157	U1095	A1027	G964	U903	A837	C768	C700	C638
G1611	G1480	G1417	U1356	G1295	C1223	A1158	U1096	U1028	A965	A904	G838	G769	G701	G639
A1612	A1481	A1418	G1357	C1296	A1223	A1159	U1097	G1029	U966	U905		G770	C702	U640
C1613	A1482	A1419	C1358	U1297		G1160	A1098	A1030	A967	A906	A841		G703	C641
C1614	G1483	C1420	C1359	C1298	C1228	C1161	A1099	C1031	C968	G907	C842	U776	U704	U642
C1615	U1484	G1421	C1360	U1299	G1229	U1162	U1100	C1032	C969	G908		U777	A705	U643
U1616	G1485	C1422	U1361	G1300	G1230	A1163	G1101	U1033	A970	G909	A846		A706	G644
G1617	A1486	C1423	G1362	A1301	A1231		A1102	U1034	G971	G910	A847	A780	U707	A645
G1618	G1487	A1424	A1363	A1302	C1232	A1103	A1103	G1035	A972	C911	A848	G781	G708	A646
A1619		U1425	G1364	A1303	G1233	G1166	G1104	A1036	A973	G912	C849	U782	A709	A647
U1620	A1491	C1426	G1365	A1304	G1234	U1167	A1105	C1037	G974	A913	U850	A783	A710	C648
A1621		U1427	A1366	U1305	U1235	U1168	G1106	C1038	C975	A914	C851	A784	A711	A649
U1622	U1494	A1428	G1367	G1306	G1236	A1169	C1107	U1039	U976	A915	U852	G785	G712	C650
G1623	U1495	G1429	U1368	G1307	G1237	A1170	U1108	A1040	C977	G916	U853	A786	U713	A650
G1624	C1496	A1430	A1369	A1308	C1238	G1171	U1109	U1041	G978	A917	G854	G787	G714	G652
A1625	A1497	G1431	G1370	U1309	G1239	U1173	U1110	U1042	U979	C918	U855	G788	A715	A653
U1626	A1498	C1432	G1371	G1310	A1240	G1174	U1111	C1043	A980	U919	G856	A789	A716	G654
U1627		A1433	C1372	G1311	U1241	C1175	A1112	U1044	U981	A920	C857	U790	G717	C655
C1628	G1499	A1434	A1373	G1312	G1242	C1176	G1113	C1045	C982			C793	G718	C656
U1629	U1500	G1435	G1374	G1313	G1243	G1177	U1114	A1046		U922	G860	U794	U719	A656
U1630	U1501	A1436	G1375	C1314	A1244	G1178	G1115	A1047	U985	C923	C861	G795	A720	G657
C1631	C1502	C1437	C1376	U1315	A1245	A1179	G1116	A1048	U986	G924	U862	G796		G658
A1632		U1438	G1377	C1316	G1246	A1180	G1117	C1049	U987		C863	U797	U724	A659
	C1505	U1439	U1378	A1317		U1181	C1118	U1050	U988		G864	U797	G725	A660
A1637	A1506	U1439	G1379	A1318	G1249	U1182	C1119	U1051	U989	C927	U865	G797	G726	G661
A1638	U1507	G1440	G1380	G1319	G1250	A1183	A1120	U1052	U990	G928	U866	G799	G727	U662
C1639	A1508	G1441	A1381	C1320	A1251	A1184		A1053	G991	U930	G867	G799	G728	C663
G1640	U1509	U1442	A1382	G1321	A1252	C1185	U1123	A1054	A992	C931	C868	A801	G729	U664
U1641	G1510	G1443	G1383	U1322		G1186	U1124	A1055	G993	U932	C869	C902	U731	A665
U1642	U1511	G1444	G1384	G1323	C1255		U1125	U1056	C994	A933		C903	C732	A666
A1642	U1512	U1445	U1384	G1324	G1256	C1189	U1126	A1057	U995	G934	C873	C904	G733	G667
A1643	G1513	A1446	C1385	U1325	C1257	A1190	G1127	U1058	U995	U935	U874	C905		U668
C1644	G1514	G1447	A1386	U1326	U1258	U1191	U1128	G1059	A998	A936	G875	A806	A736	C670
U1645	A1515		G1387	A1326										


C2622	U2551	C	U2427	C2304	G2239	G2177	A2107	G	G	C1857	G1784	A1715	A1648
G2623	C2652	C	U2428	G2305	G2240	A2178	C2108	G	G	A1858	U1785	U1716	U1649
G2624	C2653	A	G2429	C2306	A2243	G2179	G2111	U	C	A1859	U1786	U1717	G1650
A2626	G2654	C	U2433	G2307	A2244	G2180	U2112	U	C	A1860	A1787	U1720	U1651
C2627	C2655	U	U2434	G2308	C2245	G2181	A2113	G	G	A1861	G1790	A1723	G1652
A2628	C2656	A	U2435	A2309	C2246	A2182	A2114	U	U	A1862	C1791	U1724	G1653
U2629	A2657	C	U2436	C2310	G2247	A2183	G2115	A	C	A1863	C1792	U1724	A1654
		C	U2437	G2311	G2248	U2184	G2116	G	C	A1864	G1793		G1655
	C2660	U	G2437	A2312	C2249	U2185	U2117	A	U	A1865	C1793		A1656
	A2661	U	A2438	G2313	U2186	U2186	C2118	C	U	A1866	G1794	G1727	
	A2662	U	A2439	G2314	G2250	G2187	C2118	G	U	A1867	U1795	G1728	U1659
	G2663	A	G2440	G2315	G2251	A2188	A2119	G	U	A1868	G1796	A1729	C1660
	C2664	U	U2441	G2316	A2252	U2189	A2120	C	G	A1869	A1797	G1730	G1661
	U2665	A	G2442	A2317	G2253	U2190	G2121	C	G	C1870		U1731	G1662
	C2666		A2443	U2318	U2254	U2191	G2122	U	A	U1871	C1802		
	C2667	U	C2444	G2319	A2255	G2192	G2123	U	C	C1872	C1803	U1732	
	C2668	U	A	A2320	A2256	U2193	G2124	A	C	U1873	A1804	G1733	C1665
	U2669	U	U	A2321		G2194		G	U	U1874	A1805	G1734	G1666
	A2671	U	A	G2322	A2259	U2195	C2128	U	C	G1875	A1806	G1736	A1667
	U2670	G	G	G2323	U2260	C2196	U2129	A	U	U1876	G1807		G1668
	C2672	A	A	A2324	U2261	C2197	G2130	G	U	U1877	A1808	U1739	G1669
	G2673	U	G	G2325	A2262	U2198	A2131	G	G	G1878	A1809	U1740	C1670
	G2674	U	G	A2326	C2263	G2199	C2132	U	G	U1879	A1810	A1741	C1671
	A2675	G	U	U2327	U2264	U2200	U2133	C	U	U1880		U1742	U1672
	G2676	U	U	U2328		G2201	G2134	U	U	A1881	A1814	G1743	G1673
	C2677	G	U	G2329	U2268	C2202	U2135	C	G	G1882	U1815	G1744	G1674
	U2678	U	U	C2330	U2269	U2203	U2136	U	G		A1816	U1745	G1675
	G2681	A	A	C2331	A2270	C2204	U2137	U	G	U1885	A1817	U1746	
	C2682	U	G	G2332	A2271	U2205	A2138	G	C	A1886	U1818	G1747	A1679
	G2683	U	A	U2334	G2272	G2206	A2139	U	U	A1887	U1819		G1680
	C2684	U	U	G2335	G2273	A2207	U2140	A	U	U1888	U1820	A1750	A1683
	U2687	U	U	G2336	U2274	A2208	U2141	G	U	U1889	U1821	G1751	A1684
	U2688	A	A	C2337	A2275	A2209	A2142	A	C	U1890	C1822	A1752	U1685
	G2689	G	A	U2338	C2276	U2210	A2143	C	C	G1892	U1823		U1686
		U	G	C2339	C2277	U2211	A2144	C	C	A1891	U1824	A1757	U1687
	A2693	U	G	U2340	G2278	U2212	A2145	G	U	U1893	G1830	G1758	U1688
	C2694	U	U	A2341	A2279	A2213	C2146	U	G	A1894	U1831	A1760	U1689
	A2695	U	G	U2342	U2280	A2214	A2147	C	U	A1895	C1832		
		G	U	C2343	A2281	A2215	U2148	C	U	A1896	G1833		
		G	U	U2344	U2282	G2216		C	A	U1897		C1761	
	G2698	A	G	A2345	G2283	U2217	A2152	U	G	U1898	U1838	C1762	U1692
	C2699	C	C	C2346	C2284	G2218	U2153	U	G	G1899	U1839	U1763	C1693
	A2601	U	U	U2347	U2285	G2221	U2154	G	C	A1900	U1840	U1765	U1695
	G2602	U	U	U2347	U2286	A2222	G2155	C	C	A1901	A1841	G1766	U1696
	G2603	C	U	C2350	C2287	A2223	C2156	U	G	G1902	C1842	C1767	A1697
		A	G	U2351	G2288	A2224	G2157	A	A	U1903	U1843	U1768	
	G2606	U	G	A2352	U2289	A2225	A2158	C	C	C1904	C1844	G1769	G1700
	G2607	U	C	G2353	C2290	U2226	U2159	A	U	G1905	G1845	G1770	C1701
	G2608	G	C	C2354	A2291	U2226	G2160	A	A	U1906	G1846		U1702
	A2609	U	C	G2355	U2292	C2227		U	C	C1907	A1847	G1773	U1703
	G2610	C	U	A2356		A2228	A2164	U	U	A1908	C1848	C1774	A1704
		A	A	A2357	A2295		A2167	A	A	U1909	U1849	G1775	U1705
	G2614	G	U	U2358	U2296	C2231	A2168	A2093	G	A1910	C1849	G1776	C1706
	G2615	U	U	C2359	U2297	A2232	G2169	C2094	C	A1911	U1777	U1777	A1707
	C2616	G	G	C2360	U2298	A2233	U2170		U	G1912	G1851	G1778	
	U2617	A	A	A2361	A2299	G2234	G2171	A2100	C	A1913	U1852	C1779	G1710
	G2618	A	A	C2362	G2300	C2235	A2172	C2101	G	G1914	U1853	G1780	C1711
	C2619	A	U	A2363	U2301	G2236		U2102	C	U1915	C1854	C1781	G1712
	G2620	U	U	G2364	G2302	C2237			A	U1916	U1855	G1782	G1713
	G2621	A	A	C2365	A2303	G2238	U2176	A2106	U	C1917	C1856	U1783	A1714

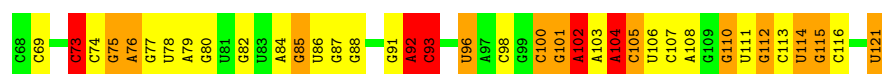


• Molecule 37: 5S ribosomal RNA



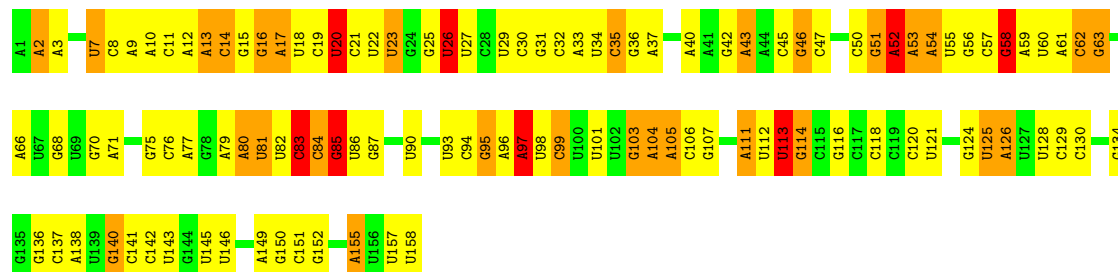
• Molecule 37: 5S ribosomal RNA





• Molecule 38: 5.8S ribosomal RNA

Chain 4: 29% 47% 18% 5%




• Molecule 38: 5.8S ribosomal RNA

Chain 8: 27% 47% 23% .



• Molecule 39: 60S ribosomal protein L2-A

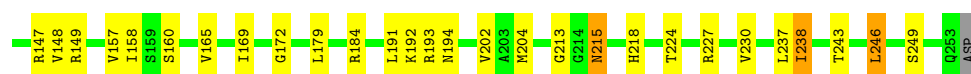
Chain L2: 25% 56% 19%



• Molecule 39: 60S ribosomal protein L2-A

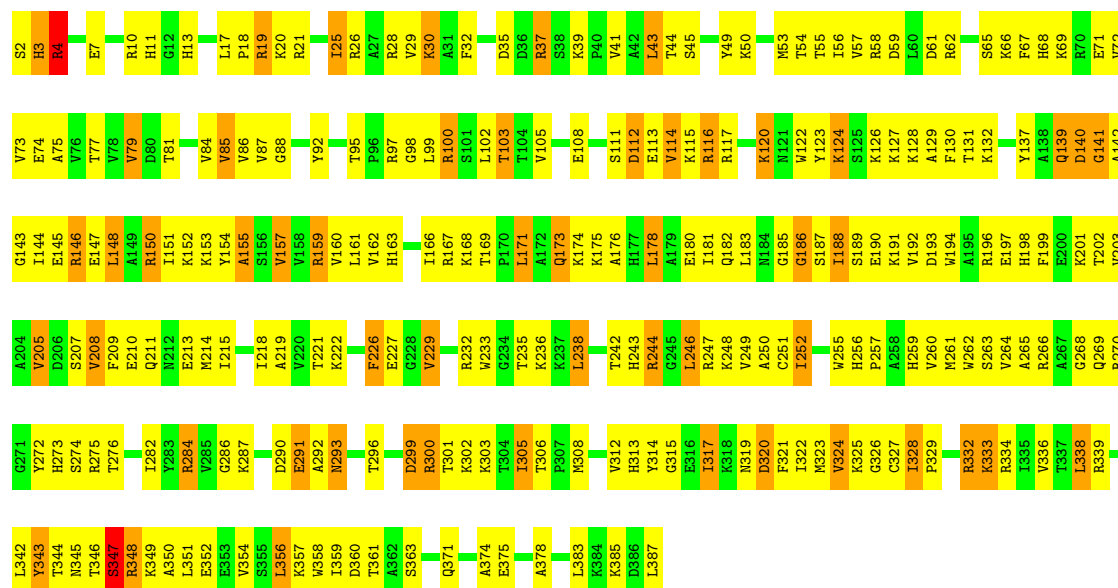
Chain l2: 75% 22% .





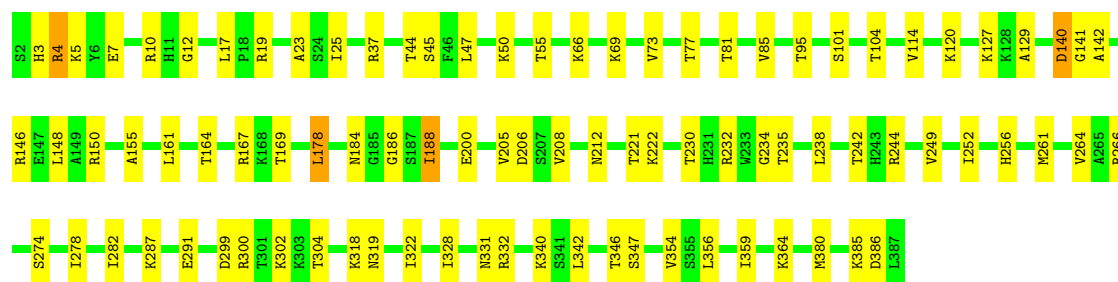
• Molecule 40: 60S ribosomal protein L3

Chain L3: 35% 51% 14%



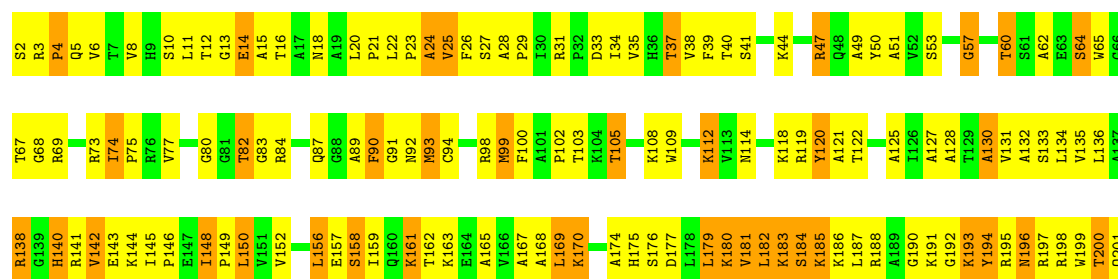
• Molecule 40: 60S ribosomal protein L3

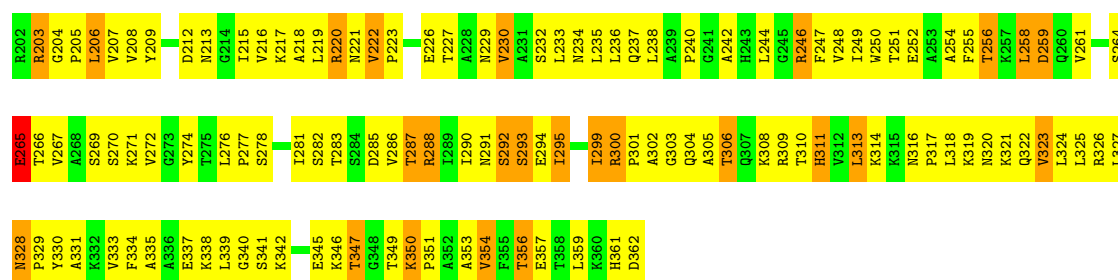
Chain l3: 77% 22%



• Molecule 41: 60S ribosomal protein L4-A

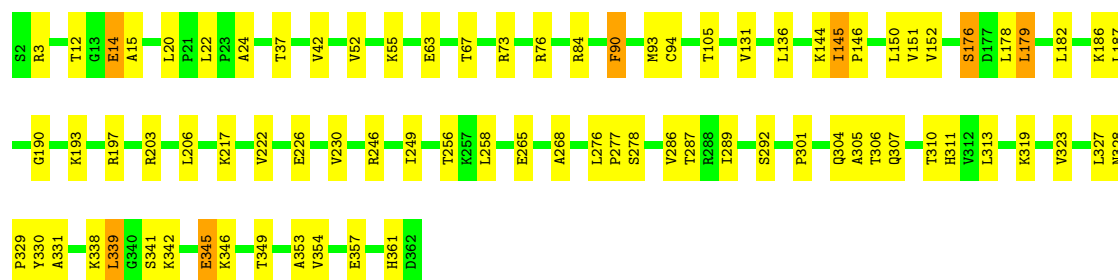
Chain L4: 28% 54% 18%





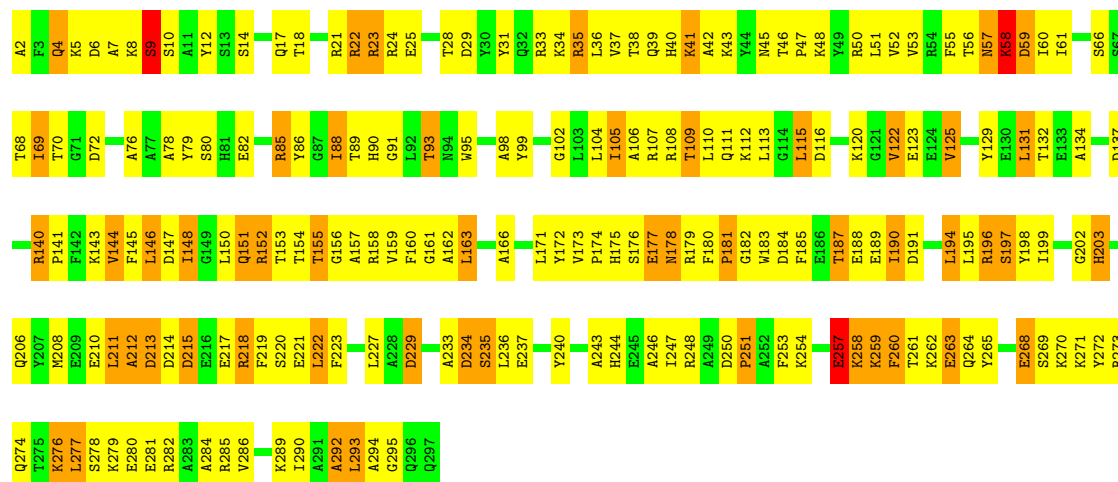
• Molecule 41: 60S ribosomal protein L4-A

Chain l4: 77% 21%



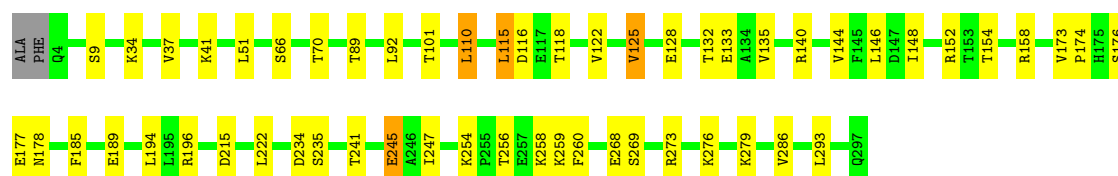
• Molecule 42: 60S ribosomal protein L5

Chain L5: 31% 50% 18%



• Molecule 42: 60S ribosomal protein L5

Chain l5: 81% 17%

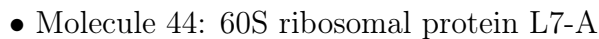


• Molecule 43: 60S ribosomal protein L6-A

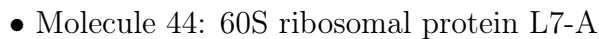
Response	Percentage
Yes, the U.S. should take action to protect the environment	31%
No, the U.S. should focus on the economy	46%
Both the U.S. should take action to protect the environment and focus on the economy	13%
Neither the U.S. should take action to protect the environment nor focus on the economy	11%



67% 22% 10%



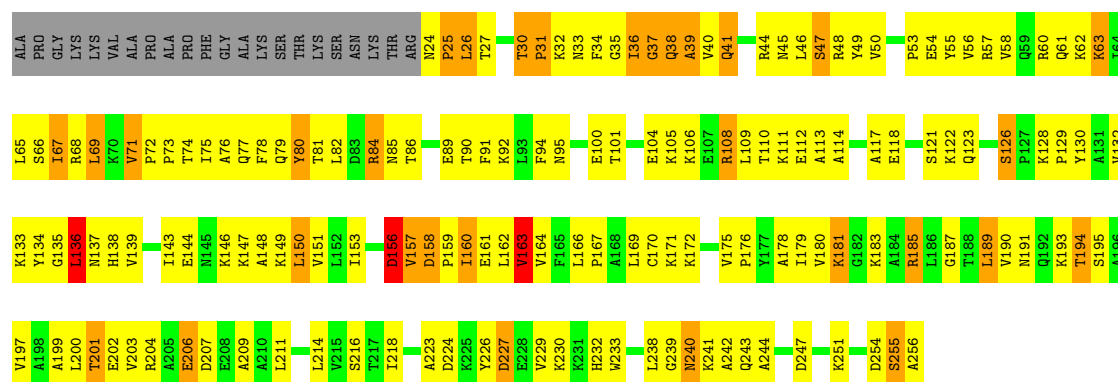
Category	Percentage
Very good	25%
Good	53%
Not good	11%
Very bad	9%



72% 18% 8%

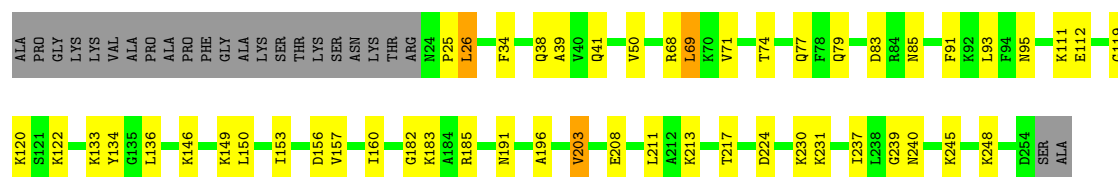


Frequency	Percentage
Daily	28%
Often	50%
Sometimes	12%
Never	9%



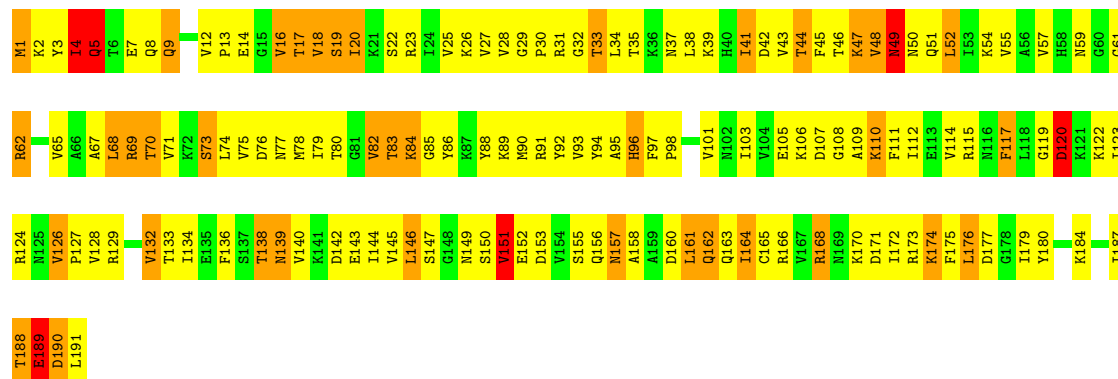
• Molecule 45: 60S ribosomal protein L8-A

Chain 18: 71% 19% 9%



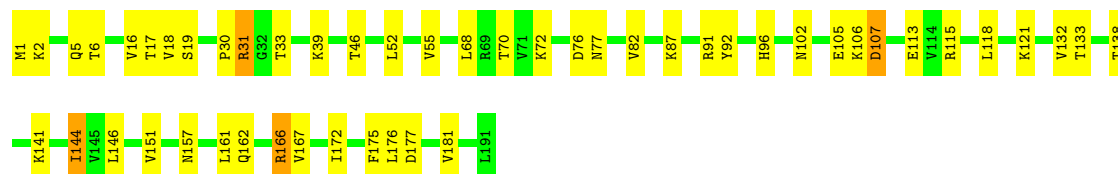
• Molecule 46: 60S ribosomal protein L9-A

Chain L9: 23% 54% 20%



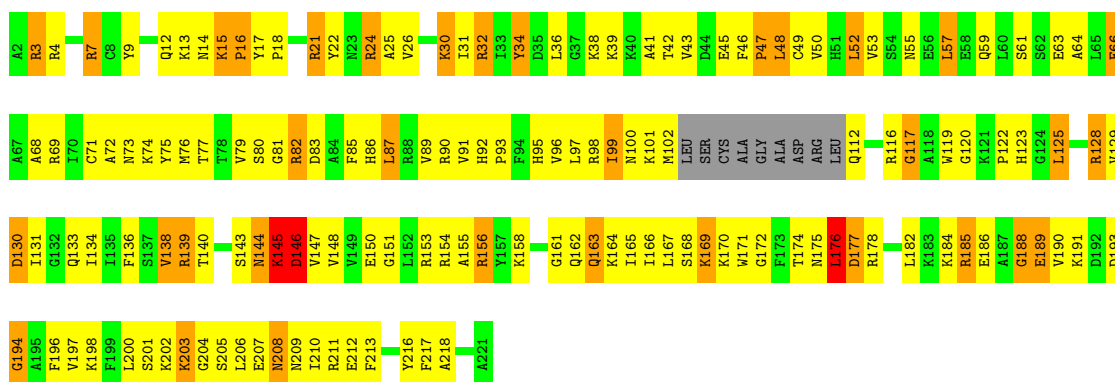
• Molecule 46: 60S ribosomal protein L9-A

Chain 19: 74% 24% 2%



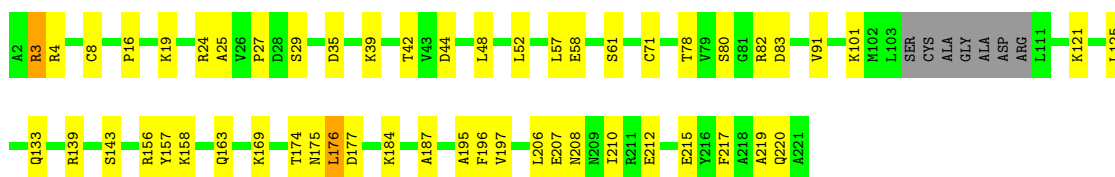
• Molecule 47: 60S ribosomal protein L10

Chain M0: 28% 51% 15%



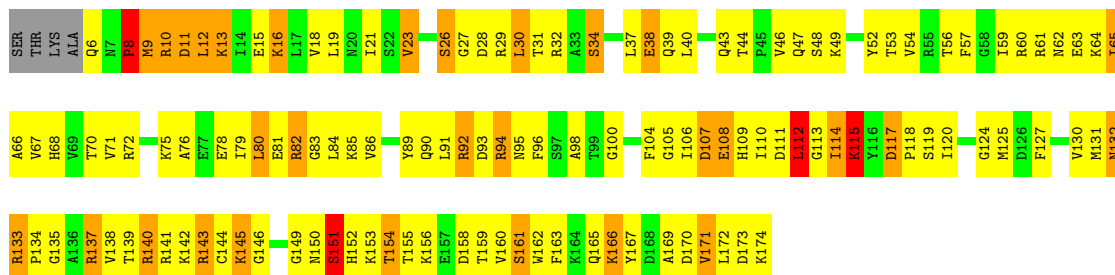
• Molecule 47: 60S ribosomal protein L10

Chain m0: 73% 23% ..



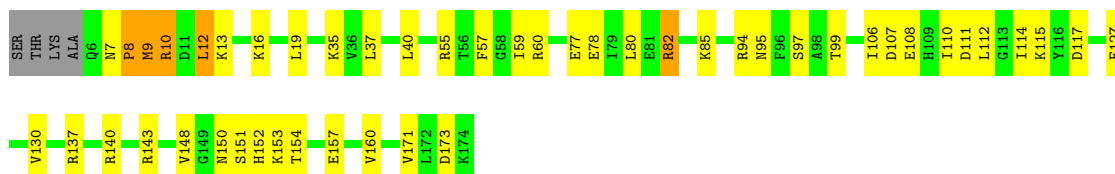
• Molecule 48: 60S ribosomal protein L11-B

Chain M1: 24% 54% 17% ..



• Molecule 48: 60S ribosomal protein L11-B

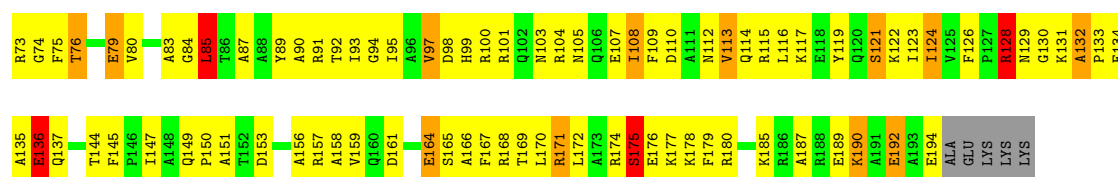
Chain m1: 70% 25% ..



• Molecule 49: 60S ribosomal protein L13-A

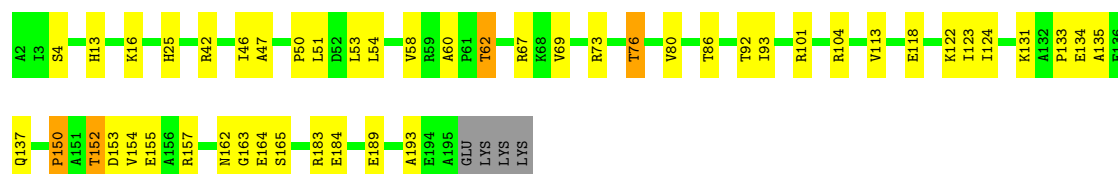
Chain M3: 30% 52% 12% ..





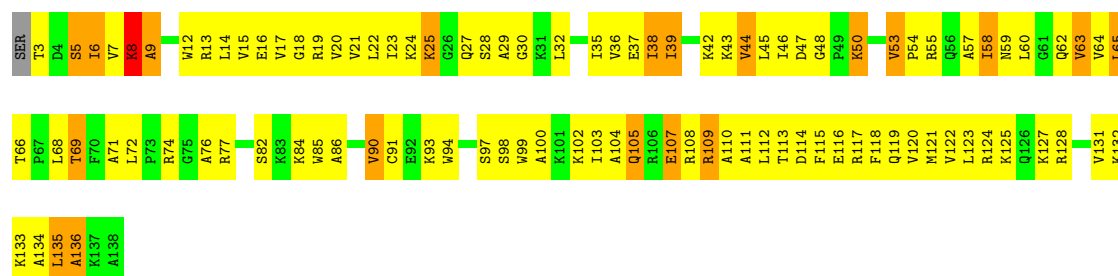
• Molecule 49: 60S ribosomal protein L13-A

Chain m3: 74% 22% ..



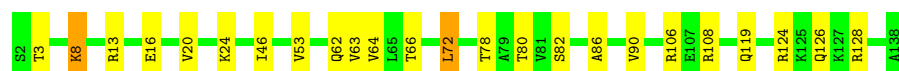
• Molecule 50: 60S ribosomal protein L14-A

Chain M4: 26% 58% 14% ..



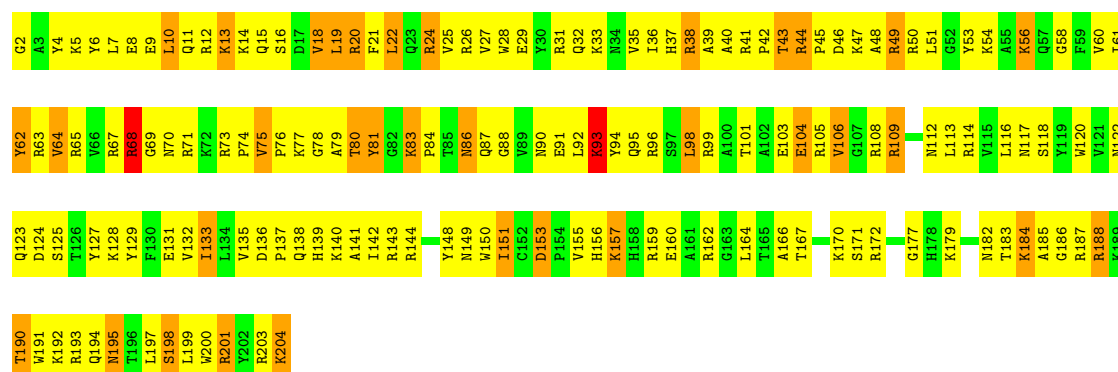
• Molecule 50: 60S ribosomal protein L14-A

Chain m4: 82% 16% .

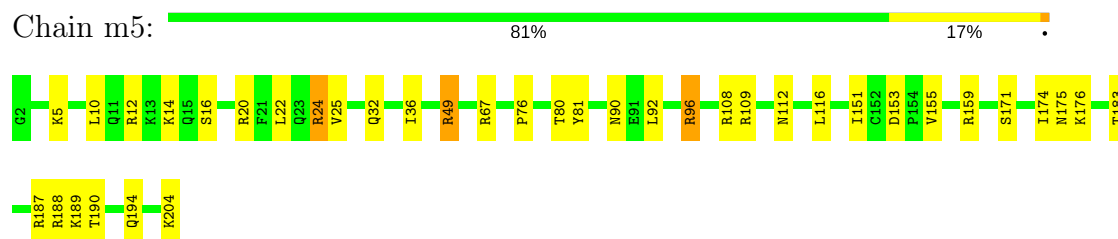


• Molecule 51: 60S ribosomal protein L15-A

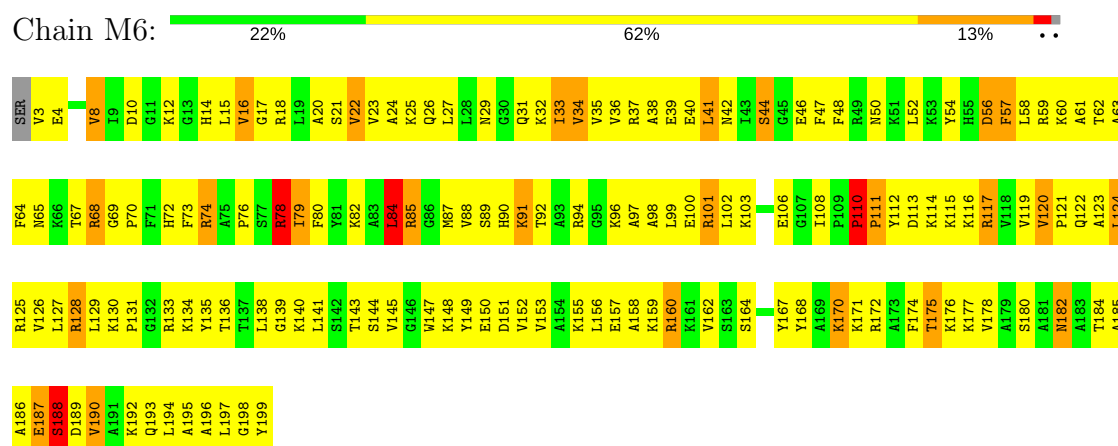
Chain M5: 23% 59% 17% .



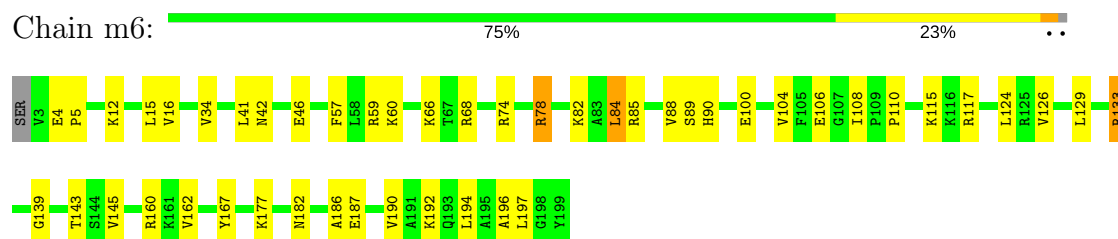
- Molecule 51: 60S ribosomal protein L15-A



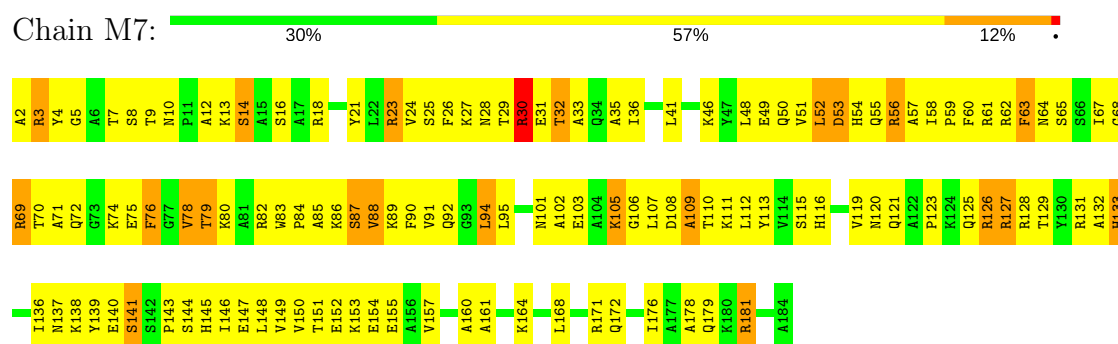
- Molecule 52: 60S ribosomal protein L16-A



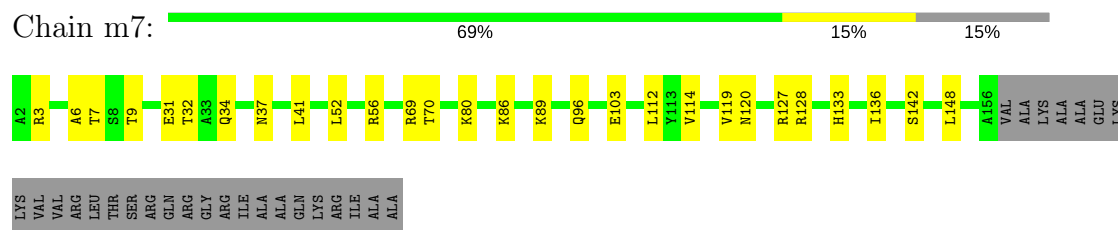
- Molecule 52: 60S ribosomal protein L16-A



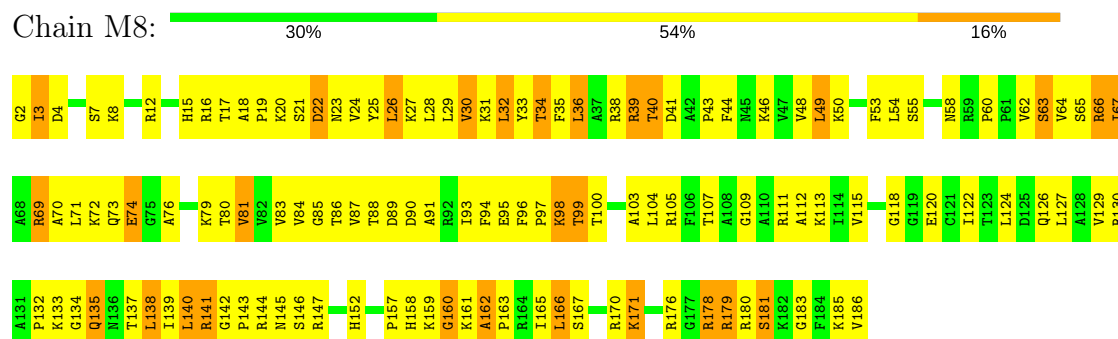
- Molecule 53: 60S ribosomal protein L17-A



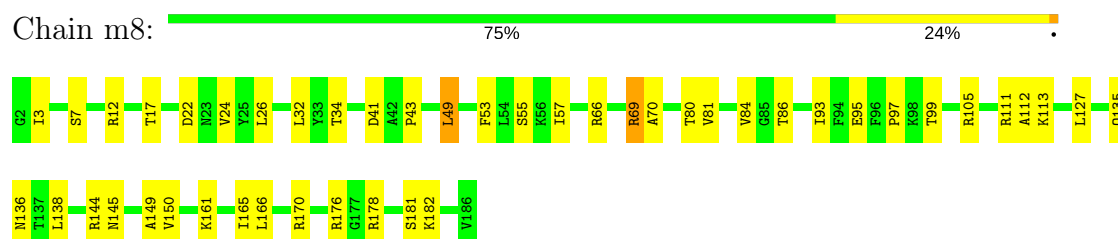
- Molecule 53: 60S ribosomal protein L17-A



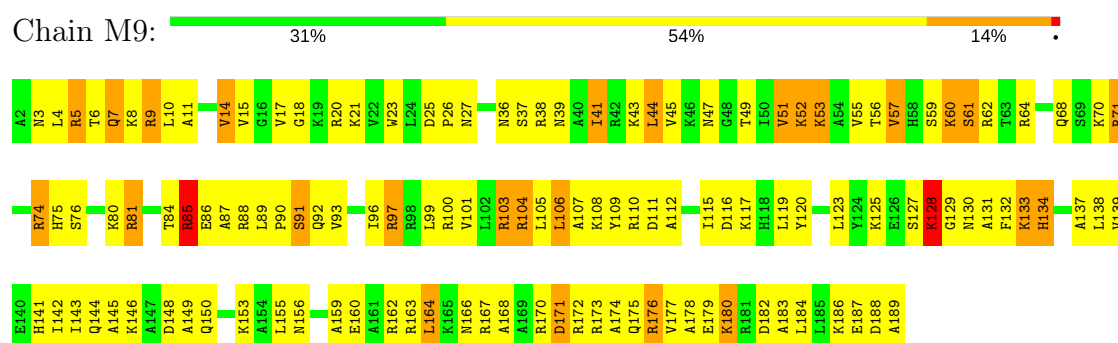
- Molecule 54: 60S ribosomal protein L18-A



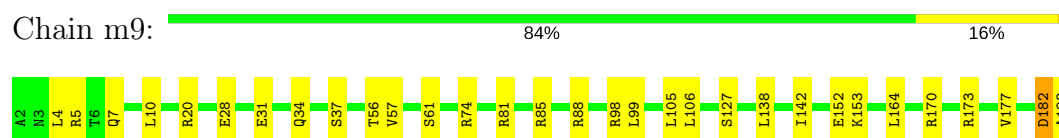
- Molecule 54: 60S ribosomal protein L18-A



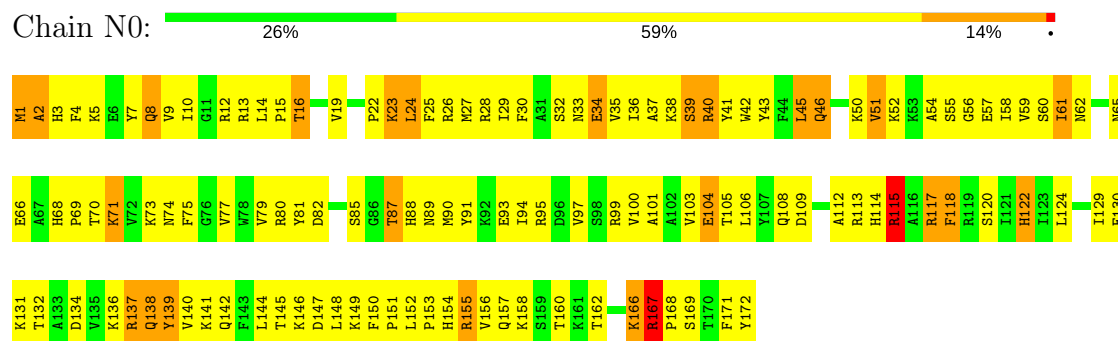
- Molecule 55: 60S ribosomal protein L19-A



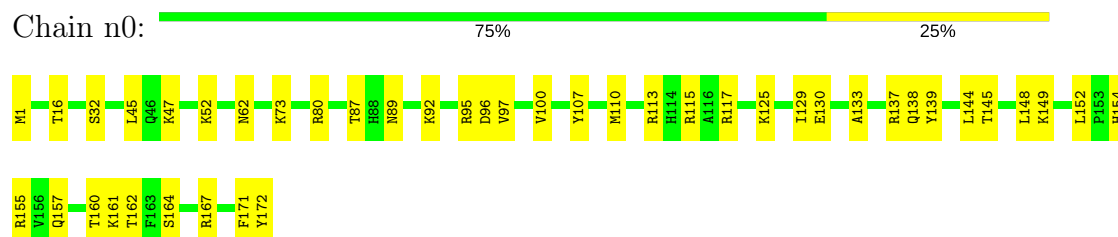
- Molecule 55: 60S ribosomal protein L19-A



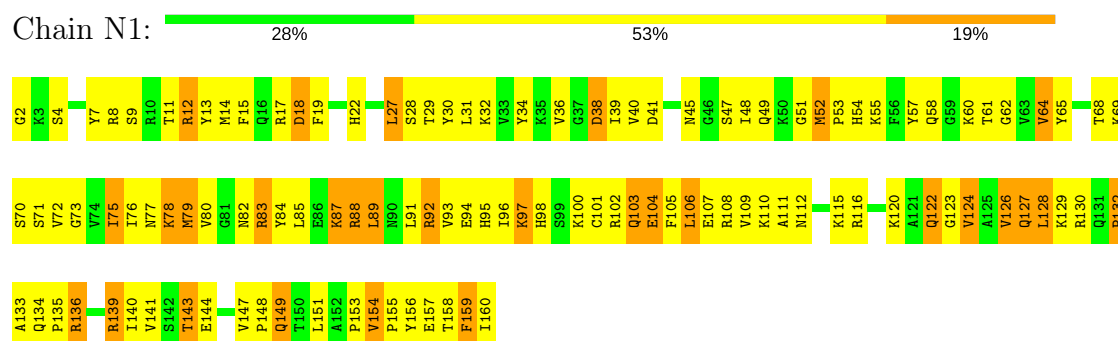
- Molecule 56: 60S ribosomal protein L20-A



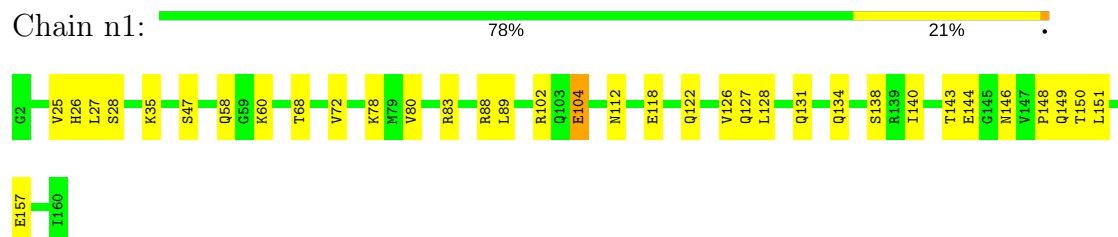
• Molecule 56: 60S ribosomal protein L20-A



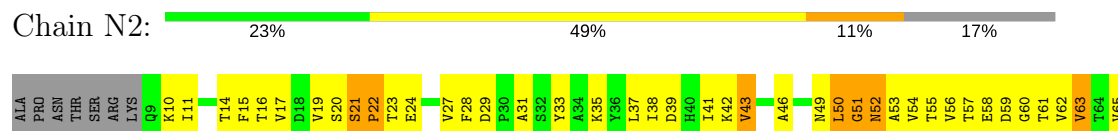
• Molecule 57: 60S ribosomal protein L21-A



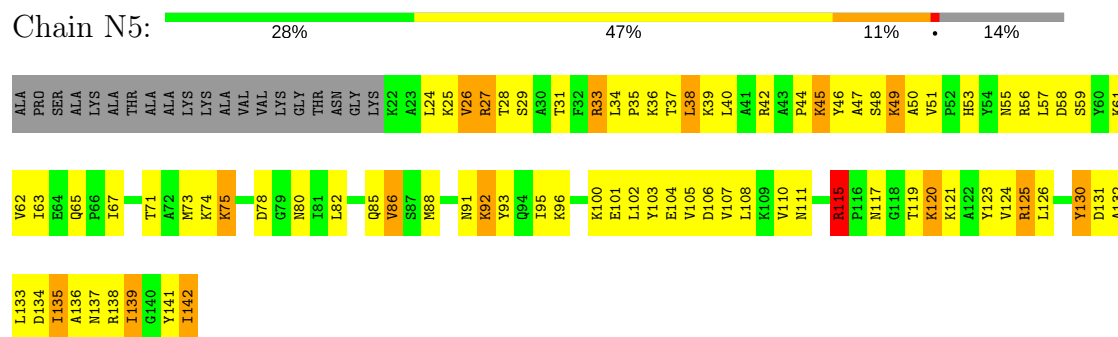
• Molecule 57: 60S ribosomal protein L21-A



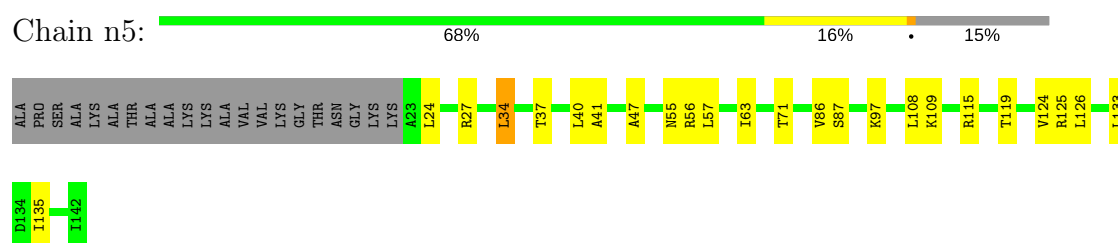
• Molecule 58: 60S ribosomal protein L22-A



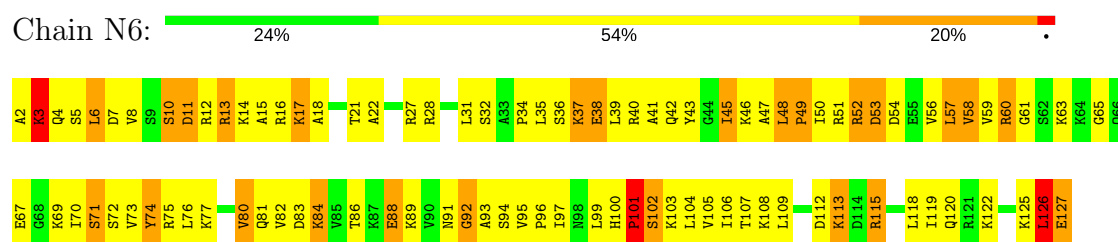
• Molecule 61: 60S ribosomal protein L25



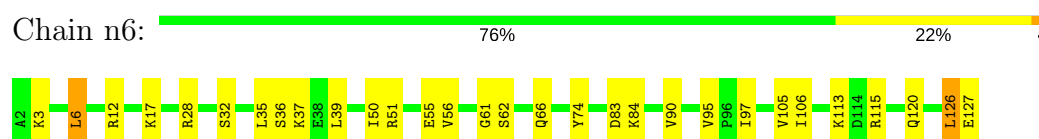
• Molecule 61: 60S ribosomal protein L25



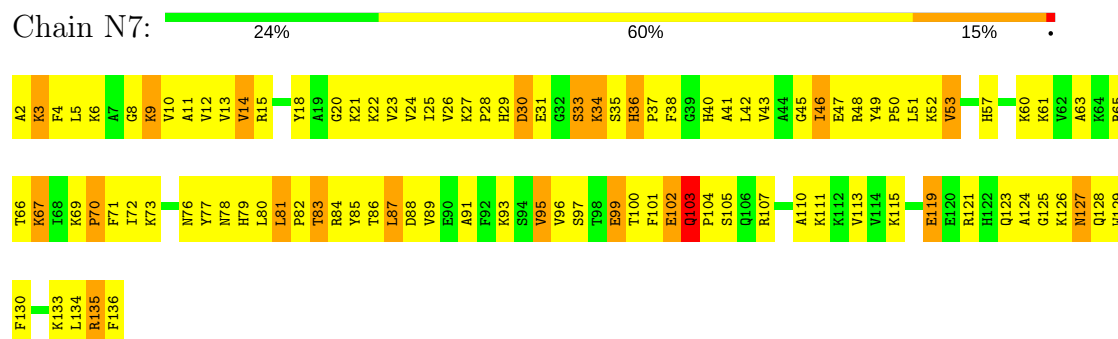
• Molecule 62: 60S ribosomal protein L26-A




• Molecule 62: 60S ribosomal protein L26-A

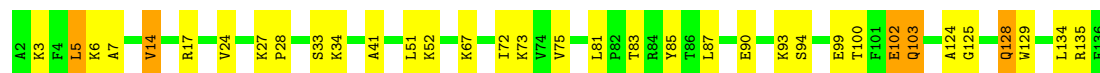


• Molecule 63: 60S ribosomal protein L27-A



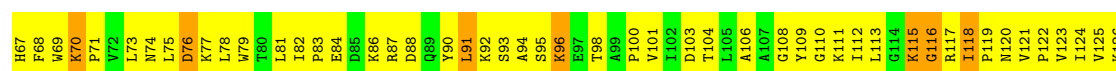
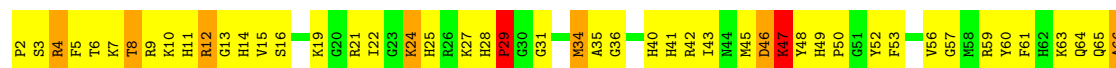
- Molecule 63: 60S ribosomal protein L27-A

Chain n7: 




- Molecule 64: 60S ribosomal protein L28

Chain N8: 



- Molecule 64: 60S ribosomal protein L28

Chain n8: 



- Molecule 65: 60S ribosomal protein L29

Chain N9: 





- Molecule 65: 60S ribosomal protein L29

Chain n9: 




- Molecule 66: 60S ribosomal protein L30

Chain O0: 



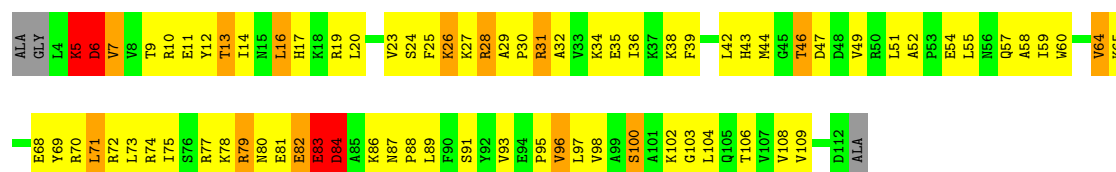
- Molecule 66: 60S ribosomal protein L30

Chain o0: 



- Molecule 67: 60S ribosomal protein L31-A

Chain O1: 



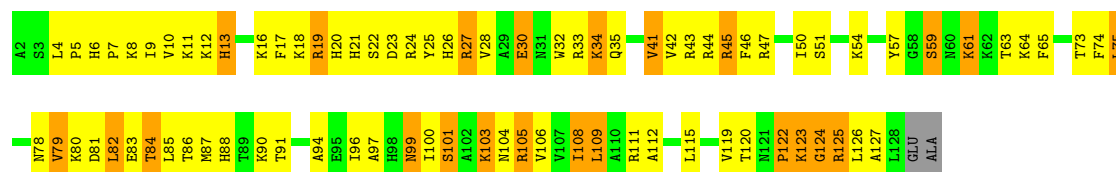
- Molecule 67: 60S ribosomal protein L31-A

Chain o1: 



- Molecule 68: 60S ribosomal protein L32

Chain O2: 



- Molecule 68: 60S ribosomal protein L32

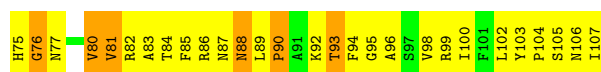
Chain o2: 



- Molecule 69: 60S ribosomal protein L33-A

Chain O3: 






- Molecule 69: 60S ribosomal protein L33-A

Chain o3: 85% 13%



- Molecule 70: 60S ribosomal protein L34-A

Chain O4: 23% 58% 12% 7%



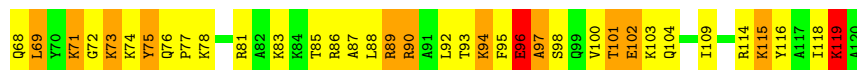
- Molecule 70: 60S ribosomal protein L34-A

Chain o4: 79% 13% 7%



- Molecule 71: 60S ribosomal protein L35-A

Chain O5: 35% 48% 15%



- Molecule 71: 60S ribosomal protein L35-A


Chain o5: 73% 24%



- Molecule 72: 60S ribosomal protein L36-A

Chain O6: 20% 53% 27%





- Molecule 72: 60S ribosomal protein L36-A

Chain o6: 70% 29%



- Molecule 73: 60S ribosomal protein L37-A

Chain O7: 31% 54% 15%




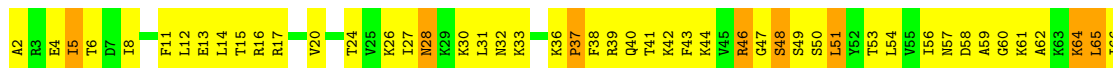
- Molecule 73: 60S ribosomal protein L37-A

Chain o7: 77% 21%



- Molecule 74: 60S ribosomal protein L38

Chain O8: 23% 64% 13%



- Molecule 74: 60S ribosomal protein L38

Chain o8: 75% 23%




- Molecule 75: 60S ribosomal protein L39

Chain O9: 32% 56% 12%



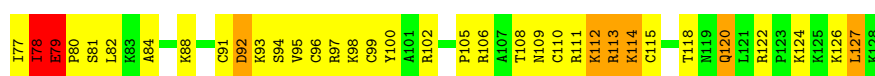
- Molecule 75: 60S ribosomal protein L39

Chain o9:  70% 28% .



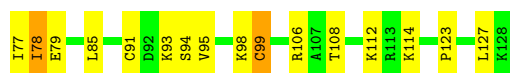
- Molecule 76: Ubiquitin-60S ribosomal protein L40

Chain Q0:  33% 52% 12% .



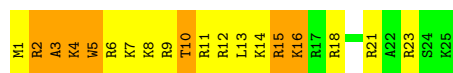
- Molecule 76: Ubiquitin-60S ribosomal protein L40

Chain q0:  69% 27% .



- Molecule 77: 60S ribosomal protein L41-A

Chain Q1:  24% 48% 28%

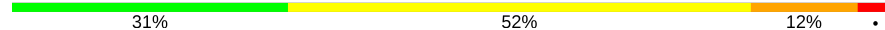


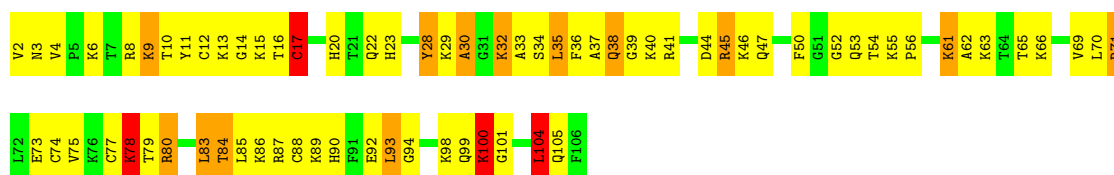
- Molecule 77: 60S ribosomal protein L41-A

Chain q1:  56% 44%




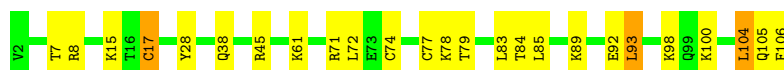
- Molecule 78: 60S ribosomal protein L42-A

Chain Q2:  31% 52% 12% .



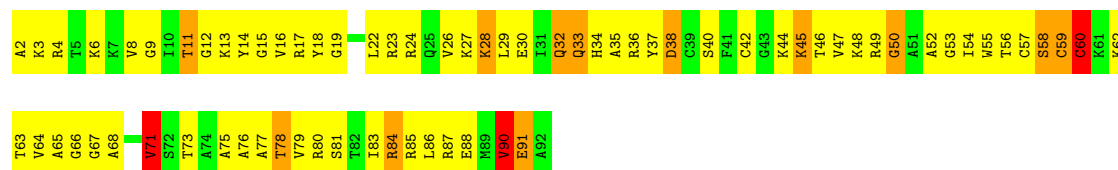
- Molecule 78: 60S ribosomal protein L42-A

Chain q2:  76% 21% .




- Molecule 79: 60S ribosomal protein L43-A

Chain Q3:  21% 63% 13% .



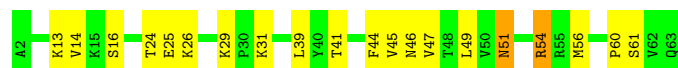
- Molecule 79: 60S ribosomal protein L43-A

Chain q3:  77% 21% .




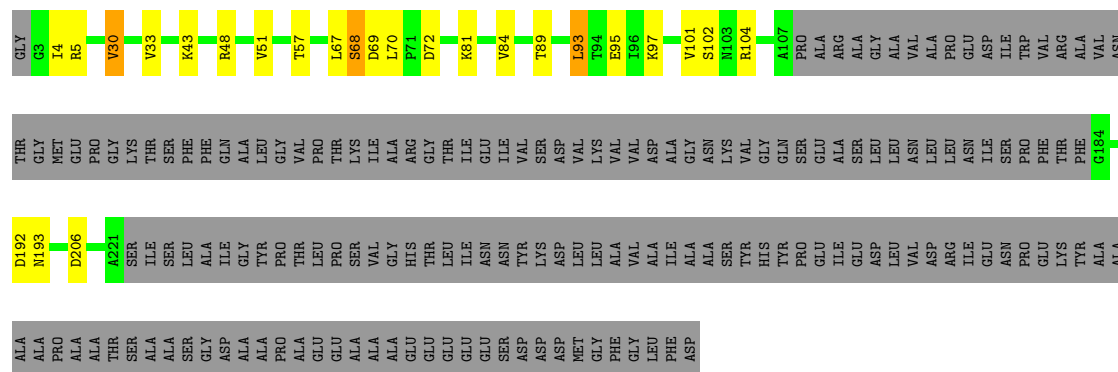
- Molecule 80: 40S ribosomal protein S30-A

Chain e0:  68% 29% .




- Molecule 81: 60S acidic ribosomal protein P0

Chain p0:  38% 7% 54% .



- Molecule 82: unknown protein chain m2

Chain m2:  94% 6%



- Molecule 83: unknown protein chain p1

Chain p1:  100%

There are no outlier residues recorded for this chain.

- Molecule 84: unknown protein chain p2

Chain p2:  100%

There are no outlier residues recorded for this chain.

4 Data and refinement statistics

EDS failed to run properly - this section is therefore incomplete.

Property	Value	Source
Space group	P 1 21 1	Depositor
Cell constants a, b, c, α , β , γ	435.64Å 286.76Å 303.26Å 90.00° 98.72° 90.00°	Depositor
Resolution (Å)	299.76 – 3.45	Depositor
% Data completeness (in resolution range)	100.0 (299.76-3.45)	Depositor
R_{merge}	0.45	Depositor
R_{sym}	(Not available)	Depositor
$\langle I/\sigma(I) \rangle$ ¹	1.38 (at 3.41Å)	Xtriage
Refinement program	PHENIX (phenix.refine: dev_1702)	Depositor
R, R_{free}	0.196 , 0.260	Depositor
Wilson B-factor (Å ²)	93.1	Xtriage
Anisotropy	0.148	Xtriage
L-test for twinning ²	$\langle L \rangle = 0.44$, $\langle L^2 \rangle = 0.27$	Xtriage
Estimated twinning fraction	No twinning to report.	Xtriage
Total number of atoms	411214	wwPDB-VP
Average B, all atoms (Å ²)	81.0	wwPDB-VP

Xtriage's analysis on translational NCS is as follows: *The largest off-origin peak in the Patterson function is 1.55% of the height of the origin peak. No significant pseudotranslation is detected.*

¹Intensities estimated from amplitudes.

²Theoretical values of $\langle |L| \rangle$, $\langle L^2 \rangle$ for acentric reflections are 0.5, 0.333 respectively for untwinned datasets, and 0.375, 0.2 for perfectly twinned datasets.

5 Model quality ⓘ

5.1 Standard geometry ⓘ

Bond lengths and bond angles in the following residue types are not validated in this section: ZN, OHX, MG, BLS

The Z score for a bond length (or angle) is the number of standard deviations the observed value is removed from the expected value. A bond length (or angle) with $|Z| > 5$ is considered an outlier worth inspection. RMSZ is the root-mean-square of all Z scores of the bond lengths (or angles).

Mol	Chain	Bond lengths		Bond angles	
		RMSZ	$\# Z > 5$	RMSZ	$\# Z > 5$
1	2	0.74	4/41698 (0.0%)	1.34	362/64972 (0.6%)
1	6	0.83	14/42765 (0.0%)	1.39	467/66634 (0.7%)
2	S0	0.45	0/1617	0.68	0/2215
2	s0	0.47	0/1623	0.67	0/2222
3	S1	0.39	0/1735	0.66	1/2335 (0.0%)
3	s1	0.49	0/1748	0.68	0/2352
4	S2	0.49	0/1665	0.66	0/2263
4	s2	0.55	0/1665	0.77	0/2263
5	S3	0.50	0/1759	0.66	0/2368
5	s3	0.46	0/1759	0.64	1/2368 (0.0%)
6	S4	0.52	0/2109	0.73	0/2839
6	s4	0.53	0/2109	0.72	0/2839
7	S5	0.42	0/1629	0.64	0/2202
7	s5	0.45	0/1629	0.69	0/2202
8	S6	0.49	0/1823	0.65	0/2439
8	s6	0.59	1/1779 (0.1%)	0.72	1/2379 (0.0%)
9	S7	0.44	0/1506	0.68	0/2028
9	s7	0.45	0/1516	0.69	0/2043
10	S8	0.56	0/1514	0.74	1/2021 (0.0%)
10	s8	0.55	0/1514	0.71	0/2021
11	S9	0.48	0/1519	0.68	1/2035 (0.0%)
11	s9	0.54	0/1519	0.71	0/2035
12	C0	0.46	0/790	0.68	1/1069 (0.1%)
12	c0	0.41	0/777	0.69	3/1049 (0.3%)
13	C1	0.59	0/1240	0.76	1/1675 (0.1%)
13	c1	0.59	0/1194	0.76	0/1610
14	C2	0.41	0/900	0.65	0/1224
14	c2	0.32	0/900	0.60	0/1224
15	C3	0.52	0/1215	0.70	2/1638 (0.1%)
15	c3	0.55	0/1215	0.69	0/1638
16	C4	0.40	0/901	0.64	0/1217
16	c4	0.50	0/960	0.70	0/1290

Mol	Chain	Bond lengths		Bond angles	
		RMSZ	# Z >5	RMSZ	# Z >5
17	C5	0.52	0/998	0.72	0/1341
17	c5	0.49	0/1060	0.69	1/1426 (0.1%)
18	C6	0.48	0/1125	0.68	2/1510 (0.1%)
18	c6	0.49	0/1131	0.71	0/1518
19	C7	0.48	0/935	0.68	1/1254 (0.1%)
19	c7	0.48	0/914	0.69	0/1224
20	C8	0.47	0/1211	0.70	0/1628
20	c8	0.50	0/1211	0.72	2/1628 (0.1%)
21	C9	0.44	0/1130	0.62	0/1517
21	c9	0.51	0/1130	0.67	0/1517
22	D0	0.45	0/865	0.71	1/1169 (0.1%)
22	d0	0.46	0/892	0.68	0/1205
23	D1	0.47	0/693	0.64	0/935
23	d1	0.51	0/693	0.68	0/935
24	D2	0.49	0/1038	0.71	0/1395
24	d2	0.59	0/1038	0.76	1/1395 (0.1%)
25	D3	0.61	0/1139	0.75	0/1518
25	d3	0.70	0/1139	0.83	1/1518 (0.1%)
26	D4	0.46	0/1087	0.65	0/1449
26	d4	0.55	0/1087	0.73	0/1449
27	D5	0.44	0/571	0.75	0/768
27	d5	0.45	0/566	0.68	0/761
28	D6	0.47	0/782	0.66	0/1047
28	d6	0.54	0/782	0.79	1/1047 (0.1%)
29	D7	0.42	0/620	0.65	0/838
29	d7	0.47	0/620	0.71	0/838
30	D8	0.42	0/499	0.64	0/670
30	d8	0.43	0/499	0.62	0/670
31	D9	0.53	0/452	0.67	0/600
31	d9	0.64	0/452	0.69	0/600
32	E0	0.48	0/483	0.65	0/643
33	E1	0.49	0/577	0.80	0/770
33	e1	0.42	0/619	0.75	1/822 (0.1%)
34	SR	0.40	0/2494	0.63	0/3393
34	sR	0.39	0/2495	0.58	0/3395
35	SM	0.53	0/1113	0.71	2/1502 (0.1%)
35	sM	0.49	0/682	0.69	1/921 (0.1%)
36	1	1.12	138/75394 (0.2%)	1.68	1938/117545 (1.6%)
36	5	1.11	157/75414 (0.2%)	1.68	1917/117575 (1.6%)
37	3	0.99	2/2883 (0.1%)	1.47	39/4491 (0.9%)
37	7	1.11	3/2883 (0.1%)	1.76	76/4491 (1.7%)
38	4	1.02	1/3746 (0.0%)	1.59	63/5832 (1.1%)
38	8	0.90	2/3746 (0.1%)	1.47	43/5832 (0.7%)

Mol	Chain	Bond lengths		Bond angles	
		RMSZ	# Z >5	RMSZ	# Z >5
39	L2	0.68	0/1948	0.81	1/2617 (0.0%)
39	l2	0.60	0/1946	0.82	2/2614 (0.1%)
40	L3	0.74	0/3146	0.83	0/4228
40	l3	0.78	0/3146	0.86	2/4228 (0.0%)
41	L4	0.78	1/2800 (0.0%)	0.90	1/3790 (0.0%)
41	l4	0.73	1/2800 (0.0%)	0.88	3/3790 (0.1%)
42	L5	0.61	0/2425	0.73	0/3271
42	l5	0.72	0/2408	0.83	1/3248 (0.0%)
43	L6	0.78	0/1260	0.85	0/1694
43	l6	0.81	0/1269	0.87	0/1705
44	L7	0.83	0/1821	0.91	3/2451 (0.1%)
44	l7	0.87	0/1828	0.97	5/2461 (0.2%)
45	L8	0.54	0/1836	0.71	2/2481 (0.1%)
45	l8	0.48	0/1795	0.68	1/2429 (0.0%)
46	L9	0.69	0/1539	0.81	1/2073 (0.0%)
46	l9	0.76	0/1539	0.84	2/2073 (0.1%)
47	M0	0.76	0/1741	0.84	3/2335 (0.1%)
47	m0	0.76	1/1758 (0.1%)	0.82	0/2358
48	M1	0.56	0/1374	0.74	1/1842 (0.1%)
48	m1	0.70	0/1374	0.80	1/1842 (0.1%)
49	M3	0.72	0/1568	0.86	2/2106 (0.1%)
49	m3	0.64	0/1573	0.78	0/2113
50	M4	0.81	0/1068	0.88	1/1438 (0.1%)
50	m4	0.82	0/1074	0.84	1/1446 (0.1%)
51	M5	0.75	0/1757	0.86	2/2354 (0.1%)
51	m5	0.61	0/1757	0.79	2/2354 (0.1%)
52	M6	0.85	0/1585	0.92	4/2128 (0.2%)
52	m6	0.96	0/1585	0.98	4/2128 (0.2%)
53	M7	0.76	0/1443	0.83	0/1944
53	m7	0.83	0/1250	0.87	1/1683 (0.1%)
54	M8	0.75	0/1465	0.90	4/1965 (0.2%)
54	m8	0.72	0/1465	0.86	1/1965 (0.1%)
55	M9	0.60	0/1538	0.75	0/2050
55	m9	0.58	0/1538	0.69	0/2050
56	N0	0.78	0/1481	0.85	1/1990 (0.1%)
56	n0	0.88	0/1481	0.90	2/1990 (0.1%)
57	N1	0.74	0/1300	0.82	1/1743 (0.1%)
57	n1	0.81	1/1300 (0.1%)	0.88	0/1743
58	N2	0.48	0/812	0.63	0/1099
58	n2	0.49	0/794	0.68	0/1076
59	N3	0.69	0/1018	0.81	0/1369
59	n3	0.80	0/1018	0.82	0/1369
60	N4	0.62	0/712	0.74	0/958

Mol	Chain	Bond lengths		Bond angles	
		RMSZ	# Z >5	RMSZ	# Z >5
60	n4	0.65	0/1052	0.75	0/1398
61	N5	0.64	0/979	0.79	1/1321 (0.1%)
61	n5	0.60	0/974	0.77	1/1314 (0.1%)
62	N6	0.72	0/1004	0.86	1/1341 (0.1%)
62	n6	0.62	0/1004	0.81	0/1341
63	N7	0.54	0/1118	0.68	0/1497
63	n7	0.48	0/1118	0.66	0/1497
64	N8	0.73	0/1204	0.85	0/1612
64	n8	0.73	0/1204	0.84	1/1612 (0.1%)
65	N9	0.69	0/473	0.83	1/629 (0.2%)
65	n9	0.71	0/473	0.88	0/629
66	O0	0.49	0/751	0.68	0/1008
66	o0	0.53	0/775	0.69	0/1040
67	O1	0.65	0/890	0.80	0/1196
67	o1	0.71	0/897	0.86	2/1205 (0.2%)
68	O2	0.79	0/1041	0.87	0/1394
68	o2	0.87	0/1041	0.89	0/1394
69	O3	0.86	0/868	0.94	0/1168
69	o3	0.87	0/868	0.90	0/1168
70	O4	0.59	0/890	0.77	1/1189 (0.1%)
70	o4	0.52	0/890	0.74	0/1189
71	O5	0.67	0/978	0.78	0/1301
71	o5	0.58	0/974	0.77	2/1297 (0.2%)
72	O6	0.61	0/778	0.77	0/1034
72	o6	0.58	0/777	0.68	0/1033
73	O7	0.74	0/696	0.87	1/923 (0.1%)
73	o7	0.64	0/696	0.79	0/923
74	O8	0.53	0/618	0.66	0/826
74	o8	0.45	0/614	0.66	0/822
75	O9	0.64	0/443	0.82	0/588
75	o9	0.62	0/443	0.78	0/588
76	Q0	0.79	0/423	0.93	0/562
76	q0	0.90	1/423 (0.2%)	0.98	0/562
77	Q1	0.67	0/234	0.87	0/300
77	q1	0.58	0/234	0.89	0/300
78	Q2	0.83	1/860 (0.1%)	0.84	0/1136
78	q2	0.73	1/860 (0.1%)	0.83	2/1136 (0.2%)
79	Q3	0.71	0/701	0.83	0/934
79	q3	0.68	0/701	0.78	0/934
80	e0	0.51	0/499	0.75	0/665
81	p0	0.48	0/1091	0.64	0/1472
All	All	0.87	329/430072 (0.1%)	1.32	4999/631360 (0.8%)

Chiral center outliers are detected by calculating the chiral volume of a chiral center and verifying if the center is modelled as a planar moiety or with the opposite hand. A planarity outlier is detected by checking planarity of atoms in a peptide group, atoms in a mainchain group or atoms of a sidechain that are expected to be planar.

Mol	Chain	#Chirality outliers	#Planarity outliers
3	S1	0	1
7	s5	0	2
9	S7	0	1
9	s7	0	1
10	S8	0	1
11	S9	0	1
16	C4	0	1
18	C6	0	1
18	c6	0	1
19	C7	0	1
20	c8	0	1
22	d0	0	1
26	d4	0	1
27	D5	0	2
33	E1	0	1
39	L2	0	1
39	l2	0	1
40	L3	0	1
40	l3	0	1
42	L5	0	1
43	L6	0	1
44	l7	0	1
45	L8	0	1
47	M0	0	1
48	M1	0	1
48	m1	0	1
50	M4	0	1
52	M6	0	1
56	n0	0	2
64	n8	0	1
65	N9	0	1
67	O1	0	1
69	o3	0	1
80	e0	0	1
All	All	0	37

The worst 5 of 329 bond length outliers are listed below:

Mol	Chain	Res	Type	Atoms	Z	Observed(Å)	Ideal(Å)
78	Q2	17	CYS	CB-SG	12.22	2.03	1.82
36	5	1152	G	N9-C4	-12.11	1.28	1.38
36	5	2145	A	N7-C5	-9.34	1.33	1.39
78	q2	17	CYS	CB-SG	9.04	1.97	1.82
36	5	3040	A	N9-C4	-8.70	1.32	1.37

The worst 5 of 4999 bond angle outliers are listed below:

Mol	Chain	Res	Type	Atoms	Z	Observed(°)	Ideal(°)
36	5	1152	G	N3-C4-N9	-19.38	114.37	126.00
36	5	1152	G	N3-C4-C5	17.87	137.53	128.60
36	5	1152	G	C2-N3-C4	-16.63	103.58	111.90
36	1	645	A	N1-C6-N6	-16.45	108.73	118.60
36	1	343	U	O5'-P-OP2	-14.33	92.80	105.70

There are no chirality outliers.

5 of 37 planarity outliers are listed below:

Mol	Chain	Res	Type	Group
16	C4	123	SER	Peptide
3	S1	177	GLN	Peptide
9	S7	131	PHE	Peptide
10	S8	8	ARG	Peptide
11	S9	137	GLY	Peptide

5.2 Too-close contacts [i](#)

In the following table, the Non-H and H(model) columns list the number of non-hydrogen atoms and hydrogen atoms in the chain respectively. The H(added) column lists the number of hydrogen atoms added and optimized by MolProbity. The Clashes column lists the number of clashes within the asymmetric unit, whereas Symm-Clashes lists symmetry related clashes.

Mol	Chain	Non-H	H(model)	H(added)	Clashes	Symm-Clashes
1	2	37283	0	18758	1135	1
1	6	38238	0	19241	1143	0
2	S0	1577	0	1567	185	0
2	s0	1583	0	1578	0	0
3	S1	1709	0	1784	191	0
3	s1	1722	0	1793	0	0
4	S2	1635	0	1723	161	0
4	s2	1635	0	1723	0	0
5	S3	1734	0	1817	155	0

Continued on next page...

Continued from previous page...

Mol	Chain	Non-H	H(model)	H(added)	Clashes	Symm-Clashes
5	s3	1734	0	1817	0	0
6	S4	2068	0	2154	199	0
6	s4	2068	0	2154	0	0
7	S5	1609	0	1675	198	0
7	s5	1609	0	1675	0	0
8	S6	1799	0	1879	192	0
8	s6	1755	0	1846	0	0
9	S7	1481	0	1572	154	0
9	s7	1491	0	1578	0	0
10	S8	1489	0	1525	137	0
10	s8	1489	0	1525	0	0
11	S9	1494	0	1573	160	0
11	s9	1494	0	1573	0	0
12	C0	773	0	729	74	0
12	c0	762	0	699	0	0
13	C1	1214	0	1259	116	0
13	c1	1168	0	1231	0	0
14	C2	892	0	891	76	0
14	c2	892	0	891	0	0
15	C3	1192	0	1255	133	0
15	c3	1192	0	1255	0	0
16	C4	891	0	883	100	0
16	c4	949	0	985	0	0
17	C5	977	0	1002	115	0
17	c5	1039	0	1050	0	0
18	C6	1105	0	1166	137	0
18	c6	1111	0	1171	0	0
19	C7	926	0	930	107	0
19	c7	906	0	909	0	0
20	C8	1192	0	1222	147	0
20	c8	1192	0	1222	0	0
21	C9	1112	0	1124	140	0
21	c9	1112	0	1124	0	0
22	D0	855	0	917	105	0
22	d0	882	0	939	0	0
23	D1	684	0	672	88	0
23	d1	684	0	672	0	0
24	D2	1021	0	1060	111	0
24	d2	1021	0	1060	0	0
25	D3	1121	0	1196	127	0
25	d3	1121	0	1196	0	0
26	D4	1073	0	1132	103	0

Continued on next page...

Continued from previous page...

Mol	Chain	Non-H	H(model)	H(added)	Clashes	Symm-Clashes
26	d4	1073	0	1132	0	0
27	D5	563	0	603	68	0
27	d5	558	0	598	0	0
28	D6	769	0	814	123	0
28	d6	769	0	814	0	0
29	D7	610	0	631	59	0
29	d7	610	0	632	0	0
30	D8	497	0	535	55	0
30	d8	497	0	535	0	0
31	D9	442	0	428	42	0
31	d9	442	0	428	0	0
32	E0	475	0	525	40	0
33	E1	566	0	602	65	0
33	e1	608	0	656	0	0
34	SR	2441	0	2397	221	0
34	sR	2442	0	2392	0	0
35	SM	1104	0	996	87	0
35	sM	679	0	603	0	0
36	1	67355	0	33845	1713	0
36	5	67376	0	33855	1695	1
37	3	2579	0	1304	81	0
37	7	2579	0	1303	73	0
38	4	3353	0	1695	85	0
38	8	3353	0	1695	98	0
39	L2	1914	0	1981	203	0
39	l2	1912	0	1976	0	0
40	L3	3075	0	3142	284	0
40	l3	3075	0	3142	0	0
41	L4	2748	0	2859	285	0
41	l4	2748	0	2859	0	0
42	L5	2375	0	2325	238	0
42	l5	2359	0	2311	0	0
43	L6	1239	0	1326	110	0
43	l6	1248	0	1339	0	0
44	L7	1784	0	1862	193	0
44	l7	1791	0	1869	0	0
45	L8	1804	0	1877	174	0
45	l8	1763	0	1819	0	0
46	L9	1518	0	1587	171	0
46	l9	1518	0	1587	0	0
47	M0	1705	0	1736	164	0
47	m0	1722	0	1755	0	0

Continued on next page...

Continued from previous page...

Mol	Chain	Non-H	H(model)	H(added)	Clashes	Symm-Clashes
48	M1	1353	0	1383	140	0
48	m1	1353	0	1383	0	0
49	M3	1543	0	1608	163	0
49	m3	1548	0	1613	0	0
50	M4	1053	0	1149	114	0
50	m4	1059	0	1154	0	0
51	M5	1720	0	1779	203	0
51	m5	1720	0	1779	0	0
52	M6	1555	0	1659	181	0
52	m6	1555	0	1659	0	0
53	M7	1420	0	1437	139	0
53	m7	1227	0	1236	0	0
54	M8	1441	0	1543	131	0
54	m8	1441	0	1543	0	0
55	M9	1521	0	1616	150	0
55	m9	1521	0	1617	0	0
56	N0	1445	0	1487	161	0
56	n0	1445	0	1487	0	0
57	N1	1276	0	1323	142	0
57	n1	1276	0	1323	0	0
58	N2	796	0	812	61	0
58	n2	778	0	791	0	0
59	N3	1003	0	1048	107	0
59	n3	1003	0	1048	0	0
60	N4	699	0	640	44	0
60	n4	1038	0	1071	0	0
61	N5	964	0	1025	84	0
61	n5	959	0	1023	0	0
62	N6	993	0	1081	110	0
62	n6	993	0	1081	0	0
63	N7	1092	0	1155	100	0
63	n7	1092	0	1155	0	0
64	N8	1173	0	1215	141	0
64	n8	1173	0	1215	0	0
65	N9	462	0	491	47	0
65	n9	462	0	491	0	0
66	O0	743	0	797	82	0
66	o0	767	0	816	0	0
67	O1	876	0	912	79	0
67	o1	883	0	918	0	0
68	O2	1020	0	1090	95	0
68	o2	1020	0	1090	0	0

Continued on next page...

Continued from previous page...

Mol	Chain	Non-H	H(model)	H(added)	Clashes	Symm-Clashes
69	O3	850	0	880	81	0
69	o3	850	0	880	0	0
70	O4	880	0	945	113	0
70	o4	880	0	945	0	0
71	O5	969	0	1078	87	0
71	o5	965	0	1067	0	0
72	O6	771	0	849	84	0
72	o6	770	0	846	0	0
73	O7	681	0	683	76	0
73	o7	681	0	683	0	0
74	O8	612	0	682	63	0
74	o8	608	0	671	0	0
75	O9	436	0	475	44	0
75	o9	436	0	475	0	0
76	Q0	417	0	457	47	0
76	q0	417	0	456	0	0
77	Q1	233	0	284	30	0
77	q1	233	0	284	0	0
78	Q2	847	0	916	83	0
78	q2	847	0	914	0	0
79	Q3	694	0	734	80	0
79	q3	694	0	734	0	0
80	e0	491	0	542	0	0
81	p0	1076	0	1040	0	0
82	m2	750	0	179	0	0
83	p1	235	0	50	0	0
84	p2	230	0	51	0	0
85	1	462	0	0	0	0
85	2	122	0	0	0	0
85	3	15	0	0	0	0
85	4	23	0	0	0	0
85	5	495	0	0	0	0
85	6	147	0	0	0	0
85	7	17	0	0	0	0
85	8	14	0	0	0	0
85	C1	1	0	0	0	0
85	D0	1	0	0	0	0
85	D3	1	0	0	0	0
85	D4	1	0	0	0	0
85	L2	2	0	0	0	0
85	L3	4	0	0	0	0
85	L4	3	0	0	0	0

Continued on next page...

Continued from previous page...

Mol	Chain	Non-H	H(model)	H(added)	Clashes	Symm-Clashes
85	L7	2	0	0	0	0
85	L8	1	0	0	0	0
85	M0	3	0	0	0	0
85	M1	1	0	0	0	0
85	M3	2	0	0	0	0
85	M5	2	0	0	0	0
85	M6	1	0	0	0	0
85	M7	5	0	0	0	0
85	M9	1	0	0	0	0
85	N0	1	0	0	0	0
85	N3	3	0	0	0	0
85	N5	1	0	0	0	0
85	N6	2	0	0	0	0
85	N8	5	0	0	0	0
85	O1	1	0	0	0	0
85	O2	2	0	0	0	0
85	O5	1	0	0	0	0
85	O7	2	0	0	0	0
85	Q2	1	0	0	0	0
85	S4	1	0	0	0	0
85	S8	1	0	0	0	0
85	SM	1	0	0	0	0
85	c1	1	0	0	0	0
85	c4	1	0	0	0	0
85	c7	1	0	0	0	0
85	c8	1	0	0	0	0
85	c9	1	0	0	0	0
85	d0	1	0	0	0	0
85	d3	3	0	0	0	0
85	d6	1	0	0	0	0
85	l2	3	0	0	0	0
85	l3	3	0	0	0	0
85	l4	1	0	0	0	0
85	l5	3	0	0	0	0
85	l7	1	0	0	0	0
85	l9	1	0	0	0	0
85	m0	1	0	0	0	0
85	m1	1	0	0	0	0
85	m4	1	0	0	0	0
85	m5	5	0	0	0	0
85	m6	2	0	0	0	0
85	m7	6	0	0	0	0

Continued on next page...

Continued from previous page...

Mol	Chain	Non-H	H(model)	H(added)	Clashes	Symm-Clashes
85	n0	1	0	0	0	0
85	n3	1	0	0	0	0
85	n6	2	0	0	0	0
85	n8	3	0	0	0	0
85	n9	2	0	0	0	0
85	o3	2	0	0	0	0
85	o4	3	0	0	0	0
85	o7	1	0	0	0	0
85	q0	2	0	0	0	0
85	q1	1	0	0	0	0
85	s1	1	0	0	0	0
85	s8	1	0	0	0	0
85	sM	1	0	0	0	0
86	1	2478	0	0	204	0
86	2	1106	0	0	106	0
86	3	70	0	0	4	0
86	4	105	0	0	6	0
86	5	2492	0	0	217	0
86	6	1113	0	0	108	0
86	7	84	0	0	12	0
86	8	105	0	0	10	0
86	C3	7	0	0	1	0
86	C5	7	0	0	3	0
86	C8	7	0	0	0	0
86	D3	7	0	0	2	0
86	D9	7	0	0	0	0
86	L3	14	0	0	2	0
86	L4	7	0	0	2	0
86	M0	7	0	0	1	0
86	M5	7	0	0	1	0
86	M7	14	0	0	2	0
86	M9	7	0	0	1	0
86	N9	7	0	0	0	0
86	O1	7	0	0	7	0
86	O3	7	0	0	1	0
86	O7	14	0	0	7	0
86	Q2	7	0	0	2	0
86	S8	7	0	0	1	0
86	SR	7	0	0	0	0
86	c3	7	0	0	0	0
86	c5	7	0	0	0	0
86	c8	7	0	0	0	0

Continued on next page...

Continued from previous page...

Mol	Chain	Non-H	H(model)	H(added)	Clashes	Symm-Clashes
86	d4	7	0	0	0	0
86	d9	7	0	0	0	0
86	l3	14	0	0	0	0
86	l4	14	0	0	0	0
86	l5	21	0	0	0	0
86	l9	7	0	0	0	0
86	m0	14	0	0	0	0
86	m1	7	0	0	0	0
86	m4	7	0	0	0	0
86	m5	7	0	0	0	0
86	m6	7	0	0	0	0
86	m7	7	0	0	0	0
86	n1	7	0	0	0	0
86	n3	7	0	0	0	0
86	n9	7	0	0	0	0
86	o3	7	0	0	0	0
86	o7	7	0	0	0	0
86	q2	7	0	0	0	0
86	s1	14	0	0	0	0
86	s4	7	0	0	0	0
86	s8	7	0	0	0	0
86	s9	7	0	0	0	0
86	sR	7	0	0	0	0
87	D6	1	0	0	0	0
87	D7	1	0	0	0	0
87	D9	1	0	0	0	0
87	E1	1	0	0	0	0
87	O7	1	0	0	0	0
87	Q0	1	0	0	1	0
87	Q2	1	0	0	2	0
87	Q3	1	0	0	0	0
87	d6	1	0	0	0	0
87	d7	1	0	0	0	0
87	d9	1	0	0	0	0
87	e1	1	0	0	0	0
87	o7	1	0	0	0	0
87	q0	1	0	0	0	0
87	q2	1	0	0	0	0
87	q3	1	0	0	0	0
88	1	30	0	24	2	0
88	5	30	0	25	2	0
All	All	411214	0	297334	13265	1

The all-atom clashscore is defined as the number of clashes found per 1000 atoms (including hydrogen atoms). The all-atom clashscore for this structure is 19.

The worst 5 of 13265 close contacts within the same asymmetric unit are listed below, sorted by their clash magnitude.

Atom-1	Atom-2	Interatomic distance (Å)	Clash overlap (Å)
78:Q2:17:CYS:SG	78:Q2:17:CYS:CB	2.03	1.47
78:Q2:17:CYS:CB	87:Q2:501:ZN:ZN	0.98	1.42
78:Q2:17:CYS:SG	87:Q2:501:ZN:ZN	1.30	1.18
36:5:2273:G:O6	86:5:4193:OHX:N5	1.90	1.05
40:L3:41:VAL:HA	40:L3:185:GLY:HA3	1.53	1.04

All (1) symmetry-related close contacts are listed below. The label for Atom-2 includes the symmetry operator and encoded unit-cell translations to be applied.

Atom-1	Atom-2	Interatomic distance (Å)	Clash overlap (Å)
1:2:1353:U:O2'	36:5:3165:A:OP1[2_546]	2.15	0.05

5.3 Torsion angles

5.3.1 Protein backbone

In the following table, the Percentiles column shows the percent Ramachandran outliers of the chain as a percentile score with respect to all X-ray entries followed by that with respect to entries of similar resolution.

The Analysed column shows the number of residues for which the backbone conformation was analysed, and the total number of residues.

Mol	Chain	Analysed	Favoured	Allowed	Outliers	Percentiles	
2	S0	204/251 (81%)	142 (70%)	37 (18%)	25 (12%)	0	5
2	s0	204/251 (81%)	150 (74%)	36 (18%)	18 (9%)	1	10
3	S1	212/254 (84%)	142 (67%)	42 (20%)	28 (13%)	0	4
3	s1	214/254 (84%)	165 (77%)	37 (17%)	12 (6%)	2	20
4	S2	215/253 (85%)	175 (81%)	23 (11%)	17 (8%)	1	12
4	s2	215/253 (85%)	169 (79%)	28 (13%)	18 (8%)	1	11
5	S3	221/239 (92%)	170 (77%)	37 (17%)	14 (6%)	1	17
5	s3	221/239 (92%)	174 (79%)	25 (11%)	22 (10%)	1	8
6	S4	258/260 (99%)	201 (78%)	43 (17%)	14 (5%)	2	21

Continued on next page...

Continued from previous page...

Mol	Chain	Analysed	Favoured	Allowed	Outliers	Percentiles	
6	s4	258/260 (99%)	206 (80%)	35 (14%)	17 (7%)	1	16
7	S5	204/224 (91%)	150 (74%)	33 (16%)	21 (10%)	0	8
7	s5	204/224 (91%)	140 (69%)	41 (20%)	23 (11%)	0	6
8	S6	224/236 (95%)	181 (81%)	33 (15%)	10 (4%)	3	26
8	s6	216/236 (92%)	172 (80%)	34 (16%)	10 (5%)	3	25
9	S7	182/189 (96%)	137 (75%)	27 (15%)	18 (10%)	1	8
9	s7	184/189 (97%)	133 (72%)	34 (18%)	17 (9%)	1	9
10	S8	184/200 (92%)	145 (79%)	29 (16%)	10 (5%)	2	21
10	s8	184/200 (92%)	149 (81%)	27 (15%)	8 (4%)	3	27
11	S9	183/196 (93%)	144 (79%)	27 (15%)	12 (7%)	1	16
11	s9	183/196 (93%)	133 (73%)	40 (22%)	10 (6%)	2	20
12	C0	94/105 (90%)	68 (72%)	19 (20%)	7 (7%)	1	13
12	c0	92/105 (88%)	68 (74%)	11 (12%)	13 (14%)	0	3
13	C1	153/155 (99%)	107 (70%)	27 (18%)	19 (12%)	0	5
13	c1	144/155 (93%)	114 (79%)	23 (16%)	7 (5%)	2	23
14	C2	122/142 (86%)	66 (54%)	39 (32%)	17 (14%)	0	4
14	c2	122/142 (86%)	72 (59%)	30 (25%)	20 (16%)	0	2
15	C3	148/150 (99%)	117 (79%)	24 (16%)	7 (5%)	3	25
15	c3	148/150 (99%)	107 (72%)	28 (19%)	13 (9%)	1	10
16	C4	125/136 (92%)	93 (74%)	23 (18%)	9 (7%)	1	14
16	c4	126/136 (93%)	99 (79%)	18 (14%)	9 (7%)	1	14
17	C5	122/141 (86%)	84 (69%)	24 (20%)	14 (12%)	0	6
17	c5	133/141 (94%)	92 (69%)	24 (18%)	17 (13%)	0	5
18	C6	139/142 (98%)	117 (84%)	16 (12%)	6 (4%)	3	27
18	c6	140/142 (99%)	106 (76%)	23 (16%)	11 (8%)	1	12
19	C7	116/136 (85%)	85 (73%)	18 (16%)	13 (11%)	0	6
19	c7	113/136 (83%)	84 (74%)	22 (20%)	7 (6%)	2	18
20	C8	143/145 (99%)	107 (75%)	23 (16%)	13 (9%)	1	9
20	c8	143/145 (99%)	105 (73%)	25 (18%)	13 (9%)	1	9
21	C9	141/143 (99%)	108 (77%)	27 (19%)	6 (4%)	3	27
21	c9	141/143 (99%)	114 (81%)	21 (15%)	6 (4%)	3	27

Continued on next page...

Continued from previous page...

Mol	Chain	Analysed	Favoured	Allowed	Outliers	Percentiles	
22	D0	105/120 (88%)	79 (75%)	20 (19%)	6 (6%)	2	20
22	d0	108/120 (90%)	83 (77%)	14 (13%)	11 (10%)	1	8
23	D1	85/87 (98%)	58 (68%)	19 (22%)	8 (9%)	1	9
23	d1	85/87 (98%)	68 (80%)	12 (14%)	5 (6%)	2	19
24	D2	127/129 (98%)	103 (81%)	17 (13%)	7 (6%)	2	20
24	d2	127/129 (98%)	101 (80%)	23 (18%)	3 (2%)	7	42
25	D3	142/144 (99%)	107 (75%)	22 (16%)	13 (9%)	1	9
25	d3	142/144 (99%)	115 (81%)	19 (13%)	8 (6%)	2	20
26	D4	132/134 (98%)	105 (80%)	17 (13%)	10 (8%)	1	12
26	d4	132/134 (98%)	100 (76%)	15 (11%)	17 (13%)	0	5
27	D5	68/107 (64%)	44 (65%)	14 (21%)	10 (15%)	0	3
27	d5	67/107 (63%)	47 (70%)	15 (22%)	5 (8%)	1	13
28	D6	95/97 (98%)	59 (62%)	23 (24%)	13 (14%)	0	4
28	d6	95/97 (98%)	70 (74%)	18 (19%)	7 (7%)	1	13
29	D7	79/81 (98%)	55 (70%)	18 (23%)	6 (8%)	1	12
29	d7	79/81 (98%)	53 (67%)	21 (27%)	5 (6%)	1	17
30	D8	61/66 (92%)	42 (69%)	14 (23%)	5 (8%)	1	11
30	d8	61/66 (92%)	43 (70%)	14 (23%)	4 (7%)	1	16
31	D9	51/55 (93%)	37 (72%)	10 (20%)	4 (8%)	1	12
31	d9	51/55 (93%)	39 (76%)	8 (16%)	4 (8%)	1	12
32	E0	58/60 (97%)	43 (74%)	10 (17%)	5 (9%)	1	11
33	E1	69/76 (91%)	32 (46%)	20 (29%)	17 (25%)	0	1
33	e1	74/76 (97%)	33 (45%)	21 (28%)	20 (27%)	0	0
34	SR	316/318 (99%)	231 (73%)	58 (18%)	27 (8%)	1	11
34	sR	316/318 (99%)	255 (81%)	49 (16%)	12 (4%)	4	30
35	SM	155/273 (57%)	99 (64%)	34 (22%)	22 (14%)	0	3
35	sM	98/273 (36%)	63 (64%)	23 (24%)	12 (12%)	0	5
39	L2	250/253 (99%)	214 (86%)	28 (11%)	8 (3%)	5	35
39	l2	250/253 (99%)	200 (80%)	32 (13%)	18 (7%)	1	14
40	L3	384/386 (100%)	324 (84%)	45 (12%)	15 (4%)	3	30
40	l3	384/386 (100%)	323 (84%)	42 (11%)	19 (5%)	2	23

Continued on next page...

Continued from previous page...

Mol	Chain	Analysed	Favoured	Allowed	Outliers	Percentiles	
41	L4	359/361 (99%)	279 (78%)	54 (15%)	26 (7%)	1	14
41	l4	359/361 (99%)	277 (77%)	56 (16%)	26 (7%)	1	14
42	L5	294/296 (99%)	237 (81%)	34 (12%)	23 (8%)	1	12
42	l5	292/296 (99%)	240 (82%)	39 (13%)	13 (4%)	3	26
43	L6	152/175 (87%)	121 (80%)	26 (17%)	5 (3%)	4	34
43	l6	153/175 (87%)	121 (79%)	25 (16%)	7 (5%)	3	25
44	L7	220/243 (90%)	183 (83%)	24 (11%)	13 (6%)	2	19
44	l7	221/243 (91%)	177 (80%)	30 (14%)	14 (6%)	1	17
45	L8	231/255 (91%)	179 (78%)	35 (15%)	17 (7%)	1	13
45	l8	229/255 (90%)	176 (77%)	36 (16%)	17 (7%)	1	13
46	L9	189/191 (99%)	150 (79%)	28 (15%)	11 (6%)	2	19
46	l9	189/191 (99%)	153 (81%)	27 (14%)	9 (5%)	2	24
47	M0	207/220 (94%)	167 (81%)	30 (14%)	10 (5%)	2	24
47	m0	209/220 (95%)	163 (78%)	27 (13%)	19 (9%)	1	9
48	M1	167/173 (96%)	126 (75%)	31 (19%)	10 (6%)	2	18
48	m1	167/173 (96%)	127 (76%)	25 (15%)	15 (9%)	1	9
49	M3	191/198 (96%)	140 (73%)	37 (19%)	14 (7%)	1	13
49	m3	192/198 (97%)	150 (78%)	24 (12%)	18 (9%)	1	9
50	M4	134/137 (98%)	106 (79%)	19 (14%)	9 (7%)	1	16
50	m4	135/137 (98%)	116 (86%)	16 (12%)	3 (2%)	8	43
51	M5	201/203 (99%)	170 (85%)	24 (12%)	7 (4%)	4	33
51	m5	201/203 (99%)	171 (85%)	25 (12%)	5 (2%)	6	40
52	M6	195/198 (98%)	167 (86%)	22 (11%)	6 (3%)	5	36
52	m6	195/198 (98%)	164 (84%)	23 (12%)	8 (4%)	3	29
53	M7	181/183 (99%)	142 (78%)	27 (15%)	12 (7%)	1	16
53	m7	153/183 (84%)	130 (85%)	20 (13%)	3 (2%)	9	45
54	M8	183/185 (99%)	148 (81%)	28 (15%)	7 (4%)	4	30
54	m8	183/185 (99%)	140 (76%)	30 (16%)	13 (7%)	1	14
55	M9	186/188 (99%)	160 (86%)	17 (9%)	9 (5%)	2	24
55	m9	186/188 (99%)	156 (84%)	26 (14%)	4 (2%)	8	43
56	N0	170/172 (99%)	149 (88%)	14 (8%)	7 (4%)	3	29

Continued on next page...

Continued from previous page...

Mol	Chain	Analysed	Favoured	Allowed	Outliers	Percentiles	
56	n0	170/172 (99%)	146 (86%)	19 (11%)	5 (3%)	5	37
57	N1	157/159 (99%)	136 (87%)	16 (10%)	5 (3%)	5	35
57	n1	157/159 (99%)	125 (80%)	26 (17%)	6 (4%)	4	30
58	N2	98/120 (82%)	74 (76%)	16 (16%)	8 (8%)	1	11
58	n2	96/120 (80%)	76 (79%)	17 (18%)	3 (3%)	5	36
59	N3	134/136 (98%)	114 (85%)	14 (10%)	6 (4%)	3	26
59	n3	134/136 (98%)	116 (87%)	9 (7%)	9 (7%)	1	16
60	N4	96/155 (62%)	68 (71%)	20 (21%)	8 (8%)	1	11
60	n4	133/155 (86%)	99 (74%)	21 (16%)	13 (10%)	1	8
61	N5	119/141 (84%)	98 (82%)	17 (14%)	4 (3%)	4	34
61	n5	118/141 (84%)	97 (82%)	16 (14%)	5 (4%)	3	28
62	N6	124/126 (98%)	99 (80%)	16 (13%)	9 (7%)	1	13
62	n6	124/126 (98%)	100 (81%)	16 (13%)	8 (6%)	1	16
63	N7	133/135 (98%)	104 (78%)	20 (15%)	9 (7%)	1	16
63	n7	133/135 (98%)	91 (68%)	30 (23%)	12 (9%)	1	9
64	N8	146/148 (99%)	114 (78%)	23 (16%)	9 (6%)	2	18
64	n8	146/148 (99%)	119 (82%)	19 (13%)	8 (6%)	2	20
65	N9	56/58 (97%)	39 (70%)	11 (20%)	6 (11%)	0	7
65	n9	56/58 (97%)	36 (64%)	11 (20%)	9 (16%)	0	2
66	O0	95/104 (91%)	76 (80%)	17 (18%)	2 (2%)	8	44
66	o0	98/104 (94%)	83 (85%)	11 (11%)	4 (4%)	3	29
67	O1	107/112 (96%)	87 (81%)	13 (12%)	7 (6%)	1	16
67	o1	107/112 (96%)	87 (81%)	12 (11%)	8 (8%)	1	13
68	O2	125/129 (97%)	99 (79%)	18 (14%)	8 (6%)	1	17
68	o2	125/129 (97%)	102 (82%)	14 (11%)	9 (7%)	1	14
69	O3	104/106 (98%)	86 (83%)	13 (12%)	5 (5%)	2	24
69	o3	104/106 (98%)	95 (91%)	7 (7%)	2 (2%)	9	46
70	O4	110/120 (92%)	92 (84%)	16 (14%)	2 (2%)	10	47
70	o4	110/120 (92%)	90 (82%)	15 (14%)	5 (4%)	3	26
71	O5	117/119 (98%)	99 (85%)	13 (11%)	5 (4%)	3	27
71	o5	117/119 (98%)	89 (76%)	22 (19%)	6 (5%)	2	22

Continued on next page...

Continued from previous page...

Mol	Chain	Analysed	Favoured	Allowed	Outliers	Percentiles	
72	O6	97/99 (98%)	70 (72%)	15 (16%)	12 (12%)	0	5
72	o6	97/99 (98%)	83 (86%)	10 (10%)	4 (4%)	3	29
73	O7	85/87 (98%)	66 (78%)	18 (21%)	1 (1%)	15	56
73	o7	85/87 (98%)	69 (81%)	12 (14%)	4 (5%)	3	25
74	O8	75/77 (97%)	61 (81%)	11 (15%)	3 (4%)	3	29
74	o8	75/77 (97%)	63 (84%)	10 (13%)	2 (3%)	6	39
75	O9	48/50 (96%)	41 (85%)	6 (12%)	1 (2%)	8	44
75	o9	48/50 (96%)	38 (79%)	6 (12%)	4 (8%)	1	11
76	Q0	50/52 (96%)	42 (84%)	3 (6%)	5 (10%)	1	8
76	q0	50/52 (96%)	40 (80%)	8 (16%)	2 (4%)	3	29
77	Q1	23/25 (92%)	16 (70%)	5 (22%)	2 (9%)	1	10
77	q1	23/25 (92%)	19 (83%)	2 (9%)	2 (9%)	1	10
78	Q2	103/105 (98%)	77 (75%)	18 (18%)	8 (8%)	1	12
78	q2	103/105 (98%)	87 (84%)	11 (11%)	5 (5%)	2	23
79	Q3	89/91 (98%)	74 (83%)	8 (9%)	7 (8%)	1	12
79	q3	89/91 (98%)	70 (79%)	13 (15%)	6 (7%)	1	16
80	e0	60/62 (97%)	39 (65%)	15 (25%)	6 (10%)	1	8
81	p0	139/311 (45%)	108 (78%)	24 (17%)	7 (5%)	2	23
All	All	22333/24143 (92%)	17400 (78%)	3410 (15%)	1523 (7%)	1	16

5 of 1523 Ramachandran outliers are listed below:

Mol	Chain	Res	Type
2	S0	4	PRO
2	S0	39	ASN
2	S0	68	PRO
2	S0	139	VAL
2	S0	158	VAL

5.3.2 Protein sidechains ⓘ

In the following table, the Percentiles column shows the percent sidechain outliers of the chain as a percentile score with respect to all X-ray entries followed by that with respect to entries of similar resolution.

The Analysed column shows the number of residues for which the sidechain conformation was

analysed, and the total number of residues.

Mol	Chain	Analysed	Rotameric	Outliers	Percentiles	
2	S0	164/209 (78%)	125 (76%)	39 (24%)	1	4
2	s0	165/209 (79%)	135 (82%)	30 (18%)	2	10
3	S1	191/223 (86%)	146 (76%)	45 (24%)	1	4
3	s1	192/223 (86%)	147 (77%)	45 (23%)	1	4
4	S2	176/204 (86%)	136 (77%)	40 (23%)	1	4
4	s2	176/204 (86%)	128 (73%)	48 (27%)	0	3
5	S3	182/194 (94%)	140 (77%)	42 (23%)	1	4
5	s3	182/194 (94%)	140 (77%)	42 (23%)	1	4
6	S4	221/221 (100%)	175 (79%)	46 (21%)	1	6
6	s4	221/221 (100%)	173 (78%)	48 (22%)	1	5
7	S5	173/190 (91%)	139 (80%)	34 (20%)	1	7
7	s5	173/190 (91%)	136 (79%)	37 (21%)	1	5
8	S6	188/201 (94%)	151 (80%)	37 (20%)	1	7
8	s6	187/201 (93%)	153 (82%)	34 (18%)	2	10
9	S7	165/169 (98%)	135 (82%)	30 (18%)	2	10
9	s7	165/169 (98%)	130 (79%)	35 (21%)	1	6
10	S8	150/161 (93%)	123 (82%)	27 (18%)	2	11
10	s8	150/161 (93%)	127 (85%)	23 (15%)	3	18
11	S9	158/165 (96%)	119 (75%)	39 (25%)	1	4
11	s9	158/165 (96%)	128 (81%)	30 (19%)	2	9
12	C0	77/98 (79%)	61 (79%)	16 (21%)	1	6
12	c0	73/98 (74%)	60 (82%)	13 (18%)	2	11
13	C1	129/136 (95%)	105 (81%)	24 (19%)	2	9
13	c1	129/136 (95%)	108 (84%)	21 (16%)	3	15
14	C2	88/118 (75%)	67 (76%)	21 (24%)	1	4
14	c2	88/118 (75%)	71 (81%)	17 (19%)	1	8
15	C3	127/127 (100%)	96 (76%)	31 (24%)	1	4
15	c3	127/127 (100%)	102 (80%)	25 (20%)	1	7
16	C4	81/104 (78%)	67 (83%)	14 (17%)	2	12
16	c4	97/104 (93%)	76 (78%)	21 (22%)	1	5
17	C5	101/117 (86%)	79 (78%)	22 (22%)	1	5

Continued on next page...

Continued from previous page...

Mol	Chain	Analysed	Rotameric	Outliers	Percentiles	
17	c5	103/117 (88%)	85 (82%)	18 (18%)	2	12
18	C6	117/118 (99%)	97 (83%)	20 (17%)	2	13
18	c6	118/118 (100%)	96 (81%)	22 (19%)	2	9
19	C7	94/124 (76%)	70 (74%)	24 (26%)	0	3
19	c7	92/124 (74%)	72 (78%)	20 (22%)	1	5
20	C8	128/128 (100%)	95 (74%)	33 (26%)	0	3
20	c8	128/128 (100%)	94 (73%)	34 (27%)	0	3
21	C9	115/115 (100%)	86 (75%)	29 (25%)	0	3
21	c9	115/115 (100%)	96 (84%)	19 (16%)	2	14
22	D0	100/113 (88%)	76 (76%)	24 (24%)	1	4
22	d0	103/113 (91%)	72 (70%)	31 (30%)	0	2
23	D1	74/74 (100%)	61 (82%)	13 (18%)	2	11
23	d1	74/74 (100%)	58 (78%)	16 (22%)	1	5
24	D2	110/110 (100%)	90 (82%)	20 (18%)	2	10
24	d2	110/110 (100%)	89 (81%)	21 (19%)	2	8
25	D3	119/119 (100%)	95 (80%)	24 (20%)	1	7
25	d3	119/119 (100%)	91 (76%)	28 (24%)	1	4
26	D4	112/112 (100%)	93 (83%)	19 (17%)	2	13
26	d4	112/112 (100%)	93 (83%)	19 (17%)	2	13
27	D5	61/88 (69%)	46 (75%)	15 (25%)	1	4
27	d5	61/88 (69%)	48 (79%)	13 (21%)	1	6
28	D6	83/83 (100%)	61 (74%)	22 (26%)	0	3
28	d6	83/83 (100%)	65 (78%)	18 (22%)	1	5
29	D7	70/70 (100%)	59 (84%)	11 (16%)	3	17
29	d7	70/70 (100%)	55 (79%)	15 (21%)	1	5
30	D8	56/59 (95%)	45 (80%)	11 (20%)	1	8
30	d8	56/59 (95%)	43 (77%)	13 (23%)	1	4
31	D9	47/48 (98%)	40 (85%)	7 (15%)	3	19
31	d9	47/48 (98%)	36 (77%)	11 (23%)	1	4
32	E0	51/51 (100%)	42 (82%)	9 (18%)	2	11
33	E1	62/66 (94%)	48 (77%)	14 (23%)	1	5

Continued on next page...

Continued from previous page...

Mol	Chain	Analysed	Rotameric	Outliers	Percentiles	
33	e1	66/66 (100%)	49 (74%)	17 (26%)	0	3
34	SR	260/261 (100%)	223 (86%)	37 (14%)	4	21
34	sR	260/261 (100%)	222 (85%)	38 (15%)	3	20
35	SM	97/228 (42%)	72 (74%)	25 (26%)	0	3
35	sM	54/228 (24%)	45 (83%)	9 (17%)	2	14
39	L2	193/195 (99%)	143 (74%)	50 (26%)	0	3
39	l2	192/195 (98%)	144 (75%)	48 (25%)	1	4
40	L3	320/322 (99%)	256 (80%)	64 (20%)	1	7
40	l3	320/322 (99%)	248 (78%)	72 (22%)	1	5
41	L4	288/288 (100%)	223 (77%)	65 (23%)	1	5
41	l4	288/288 (100%)	229 (80%)	59 (20%)	1	7
42	L5	244/244 (100%)	191 (78%)	53 (22%)	1	5
42	l5	243/244 (100%)	198 (82%)	45 (18%)	2	9
43	L6	134/152 (88%)	108 (81%)	26 (19%)	1	8
43	l6	135/152 (89%)	102 (76%)	33 (24%)	1	4
44	L7	186/204 (91%)	154 (83%)	32 (17%)	2	13
44	l7	187/204 (92%)	152 (81%)	35 (19%)	2	9
45	L8	187/207 (90%)	150 (80%)	37 (20%)	1	7
45	l8	177/207 (86%)	141 (80%)	36 (20%)	1	7
46	L9	171/171 (100%)	127 (74%)	44 (26%)	0	3
46	l9	171/171 (100%)	128 (75%)	43 (25%)	0	3
47	M0	177/186 (95%)	137 (77%)	40 (23%)	1	5
47	m0	179/186 (96%)	144 (80%)	35 (20%)	1	8
48	M1	147/150 (98%)	112 (76%)	35 (24%)	1	4
48	m1	147/150 (98%)	111 (76%)	36 (24%)	1	4
49	M3	154/158 (98%)	122 (79%)	32 (21%)	1	6
49	m3	154/158 (98%)	120 (78%)	34 (22%)	1	5
50	M4	107/108 (99%)	85 (79%)	22 (21%)	1	6
50	m4	108/108 (100%)	86 (80%)	22 (20%)	1	7
51	M5	175/175 (100%)	132 (75%)	43 (25%)	1	4
51	m5	175/175 (100%)	141 (81%)	34 (19%)	1	8

Continued on next page...

Continued from previous page...

Mol	Chain	Analysed	Rotameric	Outliers	Percentiles	
52	M6	160/161 (99%)	121 (76%)	39 (24%)	1	4
52	m6	160/161 (99%)	120 (75%)	40 (25%)	1	4
53	M7	140/145 (97%)	111 (79%)	29 (21%)	1	6
53	m7	125/145 (86%)	101 (81%)	24 (19%)	1	8
54	M8	150/150 (100%)	116 (77%)	34 (23%)	1	4
54	m8	150/150 (100%)	116 (77%)	34 (23%)	1	4
55	M9	153/153 (100%)	124 (81%)	29 (19%)	2	9
55	m9	153/153 (100%)	125 (82%)	28 (18%)	2	10
56	N0	156/156 (100%)	122 (78%)	34 (22%)	1	5
56	n0	156/156 (100%)	122 (78%)	34 (22%)	1	5
57	N1	136/136 (100%)	102 (75%)	34 (25%)	1	4
57	n1	136/136 (100%)	107 (79%)	29 (21%)	1	6
58	N2	87/106 (82%)	73 (84%)	14 (16%)	3	16
58	n2	85/106 (80%)	58 (68%)	27 (32%)	0	2
59	N3	104/104 (100%)	84 (81%)	20 (19%)	1	8
59	n3	104/104 (100%)	85 (82%)	19 (18%)	2	10
60	N4	57/129 (44%)	47 (82%)	10 (18%)	2	12
60	n4	100/129 (78%)	79 (79%)	21 (21%)	1	6
61	N5	104/117 (89%)	78 (75%)	26 (25%)	1	4
61	n5	104/117 (89%)	85 (82%)	19 (18%)	2	10
62	N6	109/109 (100%)	88 (81%)	21 (19%)	1	8
62	n6	109/109 (100%)	85 (78%)	24 (22%)	1	5
63	N7	115/115 (100%)	94 (82%)	21 (18%)	2	10
63	n7	115/115 (100%)	87 (76%)	28 (24%)	1	4
64	N8	118/118 (100%)	98 (83%)	20 (17%)	2	13
64	n8	118/118 (100%)	91 (77%)	27 (23%)	1	4
65	N9	46/46 (100%)	35 (76%)	11 (24%)	1	4
65	n9	46/46 (100%)	30 (65%)	16 (35%)	0	2
66	O0	81/87 (93%)	66 (82%)	15 (18%)	2	9
66	o0	84/87 (97%)	69 (82%)	15 (18%)	2	11
67	O1	92/96 (96%)	69 (75%)	23 (25%)	1	4

Continued on next page...

Continued from previous page...

Mol	Chain	Analysed	Rotameric	Outliers	Percentiles	
67	o1	94/96 (98%)	63 (67%)	31 (33%)	0	2
68	O2	109/110 (99%)	87 (80%)	22 (20%)	1	7
68	o2	109/110 (99%)	81 (74%)	28 (26%)	0	3
69	O3	90/90 (100%)	71 (79%)	19 (21%)	1	6
69	o3	90/90 (100%)	75 (83%)	15 (17%)	2	14
70	O4	95/102 (93%)	75 (79%)	20 (21%)	1	6
70	o4	95/102 (93%)	82 (86%)	13 (14%)	4	22
71	O5	104/104 (100%)	83 (80%)	21 (20%)	1	7
71	o5	103/104 (99%)	76 (74%)	27 (26%)	0	3
72	O6	81/81 (100%)	56 (69%)	25 (31%)	0	2
72	o6	80/81 (99%)	53 (66%)	27 (34%)	0	2
73	O7	70/70 (100%)	55 (79%)	15 (21%)	1	5
73	o7	70/70 (100%)	52 (74%)	18 (26%)	0	3
74	O8	68/68 (100%)	50 (74%)	18 (26%)	0	3
74	o8	67/68 (98%)	49 (73%)	18 (27%)	0	3
75	O9	45/45 (100%)	40 (89%)	5 (11%)	7	31
75	o9	45/45 (100%)	33 (73%)	12 (27%)	0	3
76	Q0	47/47 (100%)	41 (87%)	6 (13%)	5	25
76	q0	47/47 (100%)	32 (68%)	15 (32%)	0	2
77	Q1	23/23 (100%)	16 (70%)	7 (30%)	0	2
77	q1	23/23 (100%)	14 (61%)	9 (39%)	0	1
78	Q2	90/90 (100%)	67 (74%)	23 (26%)	0	3
78	q2	90/90 (100%)	70 (78%)	20 (22%)	1	5
79	Q3	71/71 (100%)	55 (78%)	16 (22%)	1	5
79	q3	71/71 (100%)	54 (76%)	17 (24%)	1	4
80	e0	53/53 (100%)	38 (72%)	15 (28%)	0	3
81	p0	105/253 (42%)	84 (80%)	21 (20%)	1	7
All	All	18728/20241 (92%)	14710 (78%)	4018 (22%)	1	5

5 of 4018 residues with a non-rotameric sidechain are listed below:

Mol	Chain	Res	Type
69	O3	48	ARG

Continued on next page...

Continued from previous page...

Mol	Chain	Res	Type
8	s6	133	LEU
64	n8	132	LYS
72	O6	20	MET
3	s1	154	SER

Some sidechains can be flipped to improve hydrogen bonding and reduce clashes. 5 of 73 such sidechains are listed below:

Mol	Chain	Res	Type
58	N2	52	ASN
72	O6	91	ASN
62	n6	66	GLN
64	N8	74	ASN
2	s0	46	HIS

5.3.3 RNA ⓘ

Mol	Chain	Analysed	Backbone Outliers	Pucker Outliers
1	2	1747/1800 (97%)	541 (30%)	0
1	6	1792/1800 (99%)	494 (27%)	0
36	1	3145/3396 (92%)	774 (24%)	0
36	5	3145/3396 (92%)	801 (25%)	0
37	3	120/121 (99%)	20 (16%)	0
37	7	120/121 (99%)	28 (23%)	0
38	4	157/158 (99%)	42 (26%)	0
38	8	157/158 (99%)	44 (28%)	0
All	All	10383/10950 (94%)	2744 (26%)	0

5 of 2744 RNA backbone outliers are listed below:

Mol	Chain	Res	Type
1	2	2	A
1	2	4	C
1	2	10	G
1	2	25	C
1	2	26	A

There are no RNA pucker outliers to report.

5.4 Non-standard residues in protein, DNA, RNA chains [i](#)

There are no non-standard protein/DNA/RNA residues in this entry.

5.5 Carbohydrates [i](#)

There are no carbohydrates in this entry.

5.6 Ligand geometry [i](#)

Of 2557 ligands modelled in this entry, 1423 are monoatomic - leaving 1134 for Mogul analysis.

In the following table, the Counts columns list the number of bonds (or angles) for which Mogul statistics could be retrieved, the number of bonds (or angles) that are observed in the model and the number of bonds (or angles) that are defined in the chemical component dictionary. The Link column lists molecule types, if any, to which the group is linked. The Z score for a bond length (or angle) is the number of standard deviations the observed value is removed from the expected value. A bond length (or angle) with $|Z| > 2$ is considered an outlier worth inspection. RMSZ is the root-mean-square of all Z scores of the bond lengths (or angles).

Mol	Type	Chain	Res	Link	Bond lengths			Bond angles		
					Counts	RMSZ	$\# Z > 2$	Counts	RMSZ	$\# Z > 2$
86	OHX	1	3857	-	0,6,6	0.00	-	0,15,15	0.00	-
86	OHX	1	3858	-	0,6,6	0.00	-	0,15,15	0.00	-
86	OHX	1	3859	-	0,6,6	0.00	-	0,15,15	0.00	-
86	OHX	1	3860	-	0,6,6	0.00	-	0,15,15	0.00	-
86	OHX	1	3861	-	0,6,6	0.00	-	0,15,15	0.00	-
86	OHX	1	3862	-	0,6,6	0.00	-	0,15,15	0.00	-
86	OHX	1	3863	-	0,6,6	0.00	-	0,15,15	0.00	-
86	OHX	1	3864	-	0,6,6	0.00	-	0,15,15	0.00	-
86	OHX	1	3865	-	0,6,6	0.00	-	0,15,15	0.00	-
86	OHX	1	3866	-	0,6,6	0.00	-	0,15,15	0.00	-
86	OHX	1	3867	-	0,6,6	0.00	-	0,15,15	0.00	-
86	OHX	1	3868	-	0,6,6	0.00	-	0,15,15	0.00	-
86	OHX	1	3869	-	0,6,6	0.00	-	0,15,15	0.00	-
86	OHX	1	3870	-	0,6,6	0.00	-	0,15,15	0.00	-
86	OHX	1	3871	-	0,6,6	0.00	-	0,15,15	0.00	-
86	OHX	1	3872	-	0,6,6	0.00	-	0,15,15	0.00	-
86	OHX	1	3873	-	0,6,6	0.00	-	0,15,15	0.00	-
86	OHX	1	3874	-	0,6,6	0.00	-	0,15,15	0.00	-
86	OHX	1	3875	-	0,6,6	0.00	-	0,15,15	0.00	-
86	OHX	1	3876	-	0,6,6	0.00	-	0,15,15	0.00	-
86	OHX	1	3877	-	0,6,6	0.00	-	0,15,15	0.00	-
86	OHX	1	3878	-	0,6,6	0.00	-	0,15,15	0.00	-

Mol	Type	Chain	Res	Link	Bond lengths			Bond angles		
					Counts	RMSZ	# Z > 2	Counts	RMSZ	# Z > 2
86	OHX	1	3879	-	0,6,6	0.00	-	0,15,15	0.00	-
86	OHX	1	3880	-	0,6,6	0.00	-	0,15,15	0.00	-
86	OHX	1	3881	-	0,6,6	0.00	-	0,15,15	0.00	-
86	OHX	1	3882	-	0,6,6	0.00	-	0,15,15	0.00	-
86	OHX	1	3883	-	0,6,6	0.00	-	0,15,15	0.00	-
86	OHX	1	3884	-	0,6,6	0.00	-	0,15,15	0.00	-
86	OHX	1	3885	-	0,6,6	0.00	-	0,15,15	0.00	-
86	OHX	1	3886	-	0,6,6	0.00	-	0,15,15	0.00	-
86	OHX	1	3887	-	0,6,6	0.00	-	0,15,15	0.00	-
86	OHX	1	3888	-	0,6,6	0.00	-	0,15,15	0.00	-
86	OHX	1	3889	-	0,6,6	0.00	-	0,15,15	0.00	-
86	OHX	1	3890	-	0,6,6	0.00	-	0,15,15	0.00	-
86	OHX	1	3891	-	0,6,6	0.00	-	0,15,15	0.00	-
86	OHX	1	3892	-	0,6,6	0.00	-	0,15,15	0.00	-
86	OHX	1	3893	-	0,6,6	0.00	-	0,15,15	0.00	-
86	OHX	1	3894	-	0,6,6	0.00	-	0,15,15	0.00	-
86	OHX	1	3895	-	0,6,6	0.00	-	0,15,15	0.00	-
86	OHX	1	3896	-	0,6,6	0.00	-	0,15,15	0.00	-
86	OHX	1	3897	-	0,6,6	0.00	-	0,15,15	0.00	-
86	OHX	1	3898	-	0,6,6	0.00	-	0,15,15	0.00	-
86	OHX	1	3899	-	0,6,6	0.00	-	0,15,15	0.00	-
86	OHX	1	3900	-	0,6,6	0.00	-	0,15,15	0.00	-
86	OHX	1	3901	-	0,6,6	0.00	-	0,15,15	0.00	-
86	OHX	1	3902	-	0,6,6	0.00	-	0,15,15	0.00	-
86	OHX	1	3903	-	0,6,6	0.00	-	0,15,15	0.00	-
86	OHX	1	3904	-	0,6,6	0.00	-	0,15,15	0.00	-
86	OHX	1	3905	-	0,6,6	0.00	-	0,15,15	0.00	-
86	OHX	1	3906	-	0,6,6	0.00	-	0,15,15	0.00	-
86	OHX	1	3907	-	0,6,6	0.00	-	0,15,15	0.00	-
86	OHX	1	3908	-	0,6,6	0.00	-	0,15,15	0.00	-
86	OHX	1	3909	-	0,6,6	0.00	-	0,15,15	0.00	-
86	OHX	1	3910	-	0,6,6	0.00	-	0,15,15	0.00	-
86	OHX	1	3911	-	0,6,6	0.00	-	0,15,15	0.00	-
86	OHX	1	3912	-	0,6,6	0.00	-	0,15,15	0.00	-
86	OHX	1	3913	-	0,6,6	0.00	-	0,15,15	0.00	-
86	OHX	1	3914	-	0,6,6	0.00	-	0,15,15	0.00	-
86	OHX	1	3915	-	0,6,6	0.00	-	0,15,15	0.00	-
86	OHX	1	3916	-	0,6,6	0.00	-	0,15,15	0.00	-
86	OHX	1	3917	-	0,6,6	0.00	-	0,15,15	0.00	-
86	OHX	1	3918	-	0,6,6	0.00	-	0,15,15	0.00	-
86	OHX	1	3919	-	0,6,6	0.00	-	0,15,15	0.00	-
86	OHX	1	3920	-	0,6,6	0.00	-	0,15,15	0.00	-
86	OHX	1	3921	-	0,6,6	0.00	-	0,15,15	0.00	-

Mol	Type	Chain	Res	Link	Bond lengths			Bond angles		
					Counts	RMSZ	# Z > 2	Counts	RMSZ	# Z > 2
86	OHX	1	3922	-	0,6,6	0.00	-	0,15,15	0.00	-
86	OHX	1	3923	-	0,6,6	0.00	-	0,15,15	0.00	-
86	OHX	1	3924	-	0,6,6	0.00	-	0,15,15	0.00	-
86	OHX	1	3925	-	0,6,6	0.00	-	0,15,15	0.00	-
86	OHX	1	3926	-	0,6,6	0.00	-	0,15,15	0.00	-
86	OHX	1	3927	-	0,6,6	0.00	-	0,15,15	0.00	-
86	OHX	1	3928	-	0,6,6	0.00	-	0,15,15	0.00	-
86	OHX	1	3929	-	0,6,6	0.00	-	0,15,15	0.00	-
86	OHX	1	3930	-	0,6,6	0.00	-	0,15,15	0.00	-
86	OHX	1	3931	-	0,6,6	0.00	-	0,15,15	0.00	-
86	OHX	1	3932	-	0,6,6	0.00	-	0,15,15	0.00	-
86	OHX	1	3933	-	0,6,6	0.00	-	0,15,15	0.00	-
86	OHX	1	3934	-	0,6,6	0.00	-	0,15,15	0.00	-
86	OHX	1	3935	-	0,6,6	0.00	-	0,15,15	0.00	-
86	OHX	1	3936	-	0,6,6	0.00	-	0,15,15	0.00	-
86	OHX	1	3937	-	0,6,6	0.00	-	0,15,15	0.00	-
86	OHX	1	3938	-	0,6,6	0.00	-	0,15,15	0.00	-
86	OHX	1	3939	-	0,6,6	0.00	-	0,15,15	0.00	-
86	OHX	1	3940	-	0,6,6	0.00	-	0,15,15	0.00	-
86	OHX	1	3941	-	0,6,6	0.00	-	0,15,15	0.00	-
86	OHX	1	3942	-	0,6,6	0.00	-	0,15,15	0.00	-
86	OHX	1	3943	-	0,6,6	0.00	-	0,15,15	0.00	-
86	OHX	1	3944	-	0,6,6	0.00	-	0,15,15	0.00	-
86	OHX	1	3945	-	0,6,6	0.00	-	0,15,15	0.00	-
86	OHX	1	3946	-	0,6,6	0.00	-	0,15,15	0.00	-
86	OHX	1	3947	-	0,6,6	0.00	-	0,15,15	0.00	-
86	OHX	1	3948	-	0,6,6	0.00	-	0,15,15	0.00	-
86	OHX	1	3949	-	0,6,6	0.00	-	0,15,15	0.00	-
86	OHX	1	3950	-	0,6,6	0.00	-	0,15,15	0.00	-
86	OHX	1	3951	-	0,6,6	0.00	-	0,15,15	0.00	-
86	OHX	1	3952	-	0,6,6	0.00	-	0,15,15	0.00	-
86	OHX	1	3953	-	0,6,6	0.00	-	0,15,15	0.00	-
86	OHX	1	3954	-	0,6,6	0.00	-	0,15,15	0.00	-
86	OHX	1	3955	-	0,6,6	0.00	-	0,15,15	0.00	-
86	OHX	1	3956	-	0,6,6	0.00	-	0,15,15	0.00	-
86	OHX	1	3957	-	0,6,6	0.00	-	0,15,15	0.00	-
86	OHX	1	3958	-	0,6,6	0.00	-	0,15,15	0.00	-
86	OHX	1	3959	-	0,6,6	0.00	-	0,15,15	0.00	-
86	OHX	1	3960	-	0,6,6	0.00	-	0,15,15	0.00	-
86	OHX	1	3961	-	0,6,6	0.00	-	0,15,15	0.00	-
86	OHX	1	3962	-	0,6,6	0.00	-	0,15,15	0.00	-
86	OHX	1	3963	-	0,6,6	0.00	-	0,15,15	0.00	-
86	OHX	1	3964	-	0,6,6	0.00	-	0,15,15	0.00	-

Mol	Type	Chain	Res	Link	Bond lengths			Bond angles		
					Counts	RMSZ	# Z > 2	Counts	RMSZ	# Z > 2
86	OHX	1	3965	-	0,6,6	0.00	-	0,15,15	0.00	-
86	OHX	1	3966	-	0,6,6	0.00	-	0,15,15	0.00	-
86	OHX	1	3967	-	0,6,6	0.00	-	0,15,15	0.00	-
86	OHX	1	3968	-	0,6,6	0.00	-	0,15,15	0.00	-
86	OHX	1	3969	-	0,6,6	0.00	-	0,15,15	0.00	-
86	OHX	1	3970	-	0,6,6	0.00	-	0,15,15	0.00	-
86	OHX	1	3971	-	0,6,6	0.00	-	0,15,15	0.00	-
86	OHX	1	3972	-	0,6,6	0.00	-	0,15,15	0.00	-
86	OHX	1	3973	-	0,6,6	0.00	-	0,15,15	0.00	-
86	OHX	1	3974	-	0,6,6	0.00	-	0,15,15	0.00	-
86	OHX	1	3975	-	0,6,6	0.00	-	0,15,15	0.00	-
86	OHX	1	3976	-	0,6,6	0.00	-	0,15,15	0.00	-
86	OHX	1	3977	-	0,6,6	0.00	-	0,15,15	0.00	-
86	OHX	1	3978	-	0,6,6	0.00	-	0,15,15	0.00	-
86	OHX	1	3979	-	0,6,6	0.00	-	0,15,15	0.00	-
86	OHX	1	3980	-	0,6,6	0.00	-	0,15,15	0.00	-
86	OHX	1	3981	-	0,6,6	0.00	-	0,15,15	0.00	-
86	OHX	1	3982	-	0,6,6	0.00	-	0,15,15	0.00	-
86	OHX	1	3983	-	0,6,6	0.00	-	0,15,15	0.00	-
86	OHX	1	3984	-	0,6,6	0.00	-	0,15,15	0.00	-
86	OHX	1	3985	-	0,6,6	0.00	-	0,15,15	0.00	-
86	OHX	1	3986	-	0,6,6	0.00	-	0,15,15	0.00	-
86	OHX	1	3987	-	0,6,6	0.00	-	0,15,15	0.00	-
86	OHX	1	3988	-	0,6,6	0.00	-	0,15,15	0.00	-
86	OHX	1	3989	-	0,6,6	0.00	-	0,15,15	0.00	-
86	OHX	1	3990	-	0,6,6	0.00	-	0,15,15	0.00	-
86	OHX	1	3991	-	0,6,6	0.00	-	0,15,15	0.00	-
86	OHX	1	3992	-	0,6,6	0.00	-	0,15,15	0.00	-
86	OHX	1	3993	-	0,6,6	0.00	-	0,15,15	0.00	-
86	OHX	1	3994	-	0,6,6	0.00	-	0,15,15	0.00	-
86	OHX	1	3995	-	0,6,6	0.00	-	0,15,15	0.00	-
86	OHX	1	3996	-	0,6,6	0.00	-	0,15,15	0.00	-
86	OHX	1	3997	-	0,6,6	0.00	-	0,15,15	0.00	-
86	OHX	1	3998	-	0,6,6	0.00	-	0,15,15	0.00	-
86	OHX	1	3999	-	0,6,6	0.00	-	0,15,15	0.00	-
86	OHX	1	4000	-	0,6,6	0.00	-	0,15,15	0.00	-
86	OHX	1	4001	-	0,6,6	0.00	-	0,15,15	0.00	-
86	OHX	1	4002	-	0,6,6	0.00	-	0,15,15	0.00	-
86	OHX	1	4003	-	0,6,6	0.00	-	0,15,15	0.00	-
86	OHX	1	4004	-	0,6,6	0.00	-	0,15,15	0.00	-
86	OHX	1	4005	-	0,6,6	0.00	-	0,15,15	0.00	-
86	OHX	1	4006	-	0,6,6	0.00	-	0,15,15	0.00	-
86	OHX	1	4007	-	0,6,6	0.00	-	0,15,15	0.00	-

Mol	Type	Chain	Res	Link	Bond lengths			Bond angles		
					Counts	RMSZ	# Z > 2	Counts	RMSZ	# Z > 2
86	OHX	1	4008	-	0,6,6	0.00	-	0,15,15	0.00	-
86	OHX	1	4009	-	0,6,6	0.00	-	0,15,15	0.00	-
86	OHX	1	4010	-	0,6,6	0.00	-	0,15,15	0.00	-
86	OHX	1	4011	-	0,6,6	0.00	-	0,15,15	0.00	-
86	OHX	1	4012	-	0,6,6	0.00	-	0,15,15	0.00	-
86	OHX	1	4013	-	0,6,6	0.00	-	0,15,15	0.00	-
86	OHX	1	4014	-	0,6,6	0.00	-	0,15,15	0.00	-
86	OHX	1	4015	-	0,6,6	0.00	-	0,15,15	0.00	-
86	OHX	1	4016	-	0,6,6	0.00	-	0,15,15	0.00	-
86	OHX	1	4017	-	0,6,6	0.00	-	0,15,15	0.00	-
86	OHX	1	4018	-	0,6,6	0.00	-	0,15,15	0.00	-
86	OHX	1	4019	-	0,6,6	0.00	-	0,15,15	0.00	-
86	OHX	1	4020	-	0,6,6	0.00	-	0,15,15	0.00	-
86	OHX	1	4021	-	0,6,6	0.00	-	0,15,15	0.00	-
86	OHX	1	4022	-	0,6,6	0.00	-	0,15,15	0.00	-
86	OHX	1	4023	-	0,6,6	0.00	-	0,15,15	0.00	-
86	OHX	1	4024	-	0,6,6	0.00	-	0,15,15	0.00	-
86	OHX	1	4025	-	0,6,6	0.00	-	0,15,15	0.00	-
86	OHX	1	4026	-	0,6,6	0.00	-	0,15,15	0.00	-
86	OHX	1	4027	-	0,6,6	0.00	-	0,15,15	0.00	-
86	OHX	1	4028	-	0,6,6	0.00	-	0,15,15	0.00	-
86	OHX	1	4029	-	0,6,6	0.00	-	0,15,15	0.00	-
86	OHX	1	4030	-	0,6,6	0.00	-	0,15,15	0.00	-
86	OHX	1	4031	-	0,6,6	0.00	-	0,15,15	0.00	-
86	OHX	1	4032	-	0,6,6	0.00	-	0,15,15	0.00	-
86	OHX	1	4033	-	0,6,6	0.00	-	0,15,15	0.00	-
86	OHX	1	4034	-	0,6,6	0.00	-	0,15,15	0.00	-
86	OHX	1	4035	-	0,6,6	0.00	-	0,15,15	0.00	-
86	OHX	1	4036	-	0,6,6	0.00	-	0,15,15	0.00	-
86	OHX	1	4037	-	0,6,6	0.00	-	0,15,15	0.00	-
86	OHX	1	4038	-	0,6,6	0.00	-	0,15,15	0.00	-
86	OHX	1	4039	-	0,6,6	0.00	-	0,15,15	0.00	-
86	OHX	1	4040	-	0,6,6	0.00	-	0,15,15	0.00	-
86	OHX	1	4041	-	0,6,6	0.00	-	0,15,15	0.00	-
86	OHX	1	4042	-	0,6,6	0.00	-	0,15,15	0.00	-
86	OHX	1	4043	-	0,6,6	0.00	-	0,15,15	0.00	-
86	OHX	1	4044	-	0,6,6	0.00	-	0,15,15	0.00	-
86	OHX	1	4045	-	0,6,6	0.00	-	0,15,15	0.00	-
86	OHX	1	4046	-	0,6,6	0.00	-	0,15,15	0.00	-
86	OHX	1	4047	-	0,6,6	0.00	-	0,15,15	0.00	-
86	OHX	1	4048	-	0,6,6	0.00	-	0,15,15	0.00	-
86	OHX	1	4049	-	0,6,6	0.00	-	0,15,15	0.00	-
86	OHX	1	4050	-	0,6,6	0.00	-	0,15,15	0.00	-

Mol	Type	Chain	Res	Link	Bond lengths			Bond angles		
					Counts	RMSZ	# Z > 2	Counts	RMSZ	# Z > 2
86	OHX	1	4051	-	0,6,6	0.00	-	0,15,15	0.00	-
86	OHX	1	4052	-	0,6,6	0.00	-	0,15,15	0.00	-
86	OHX	1	4053	-	0,6,6	0.00	-	0,15,15	0.00	-
86	OHX	1	4054	-	0,6,6	0.00	-	0,15,15	0.00	-
86	OHX	1	4055	-	0,6,6	0.00	-	0,15,15	0.00	-
86	OHX	1	4056	-	0,6,6	0.00	-	0,15,15	0.00	-
86	OHX	1	4057	-	0,6,6	0.00	-	0,15,15	0.00	-
86	OHX	1	4058	-	0,6,6	0.00	-	0,15,15	0.00	-
86	OHX	1	4059	-	0,6,6	0.00	-	0,15,15	0.00	-
86	OHX	1	4060	-	0,6,6	0.00	-	0,15,15	0.00	-
86	OHX	1	4061	-	0,6,6	0.00	-	0,15,15	0.00	-
86	OHX	1	4062	-	0,6,6	0.00	-	0,15,15	0.00	-
86	OHX	1	4063	-	0,6,6	0.00	-	0,15,15	0.00	-
86	OHX	1	4064	-	0,6,6	0.00	-	0,15,15	0.00	-
86	OHX	1	4065	-	0,6,6	0.00	-	0,15,15	0.00	-
86	OHX	1	4066	-	0,6,6	0.00	-	0,15,15	0.00	-
86	OHX	1	4067	-	0,6,6	0.00	-	0,15,15	0.00	-
86	OHX	1	4068	-	0,6,6	0.00	-	0,15,15	0.00	-
86	OHX	1	4069	-	0,6,6	0.00	-	0,15,15	0.00	-
86	OHX	1	4070	-	0,6,6	0.00	-	0,15,15	0.00	-
86	OHX	1	4071	-	0,6,6	0.00	-	0,15,15	0.00	-
86	OHX	1	4072	-	0,6,6	0.00	-	0,15,15	0.00	-
86	OHX	1	4073	-	0,6,6	0.00	-	0,15,15	0.00	-
86	OHX	1	4074	-	0,6,6	0.00	-	0,15,15	0.00	-
86	OHX	1	4075	-	0,6,6	0.00	-	0,15,15	0.00	-
86	OHX	1	4076	-	0,6,6	0.00	-	0,15,15	0.00	-
86	OHX	1	4077	-	0,6,6	0.00	-	0,15,15	0.00	-
86	OHX	1	4078	-	0,6,6	0.00	-	0,15,15	0.00	-
86	OHX	1	4079	-	0,6,6	0.00	-	0,15,15	0.00	-
86	OHX	1	4080	-	0,6,6	0.00	-	0,15,15	0.00	-
86	OHX	1	4081	-	0,6,6	0.00	-	0,15,15	0.00	-
86	OHX	1	4082	-	0,6,6	0.00	-	0,15,15	0.00	-
86	OHX	1	4083	-	0,6,6	0.00	-	0,15,15	0.00	-
86	OHX	1	4084	-	0,6,6	0.00	-	0,15,15	0.00	-
86	OHX	1	4085	-	0,6,6	0.00	-	0,15,15	0.00	-
86	OHX	1	4086	-	0,6,6	0.00	-	0,15,15	0.00	-
86	OHX	1	4087	-	0,6,6	0.00	-	0,15,15	0.00	-
86	OHX	1	4088	-	0,6,6	0.00	-	0,15,15	0.00	-
86	OHX	1	4089	-	0,6,6	0.00	-	0,15,15	0.00	-
86	OHX	1	4090	-	0,6,6	0.00	-	0,15,15	0.00	-
86	OHX	1	4091	-	0,6,6	0.00	-	0,15,15	0.00	-
86	OHX	1	4092	-	0,6,6	0.00	-	0,15,15	0.00	-
86	OHX	1	4093	-	0,6,6	0.00	-	0,15,15	0.00	-

Mol	Type	Chain	Res	Link	Bond lengths			Bond angles		
					Counts	RMSZ	# Z > 2	Counts	RMSZ	# Z > 2
86	OHX	1	4094	-	0,6,6	0.00	-	0,15,15	0.00	-
86	OHX	1	4095	-	0,6,6	0.00	-	0,15,15	0.00	-
86	OHX	1	4096	-	0,6,6	0.00	-	0,15,15	0.00	-
86	OHX	1	4097	-	0,6,6	0.00	-	0,15,15	0.00	-
86	OHX	1	4098	-	0,6,6	0.00	-	0,15,15	0.00	-
86	OHX	1	4099	-	0,6,6	0.00	-	0,15,15	0.00	-
86	OHX	1	4100	-	0,6,6	0.00	-	0,15,15	0.00	-
86	OHX	1	4101	-	0,6,6	0.00	-	0,15,15	0.00	-
86	OHX	1	4102	-	0,6,6	0.00	-	0,15,15	0.00	-
86	OHX	1	4103	-	0,6,6	0.00	-	0,15,15	0.00	-
86	OHX	1	4104	-	0,6,6	0.00	-	0,15,15	0.00	-
86	OHX	1	4105	-	0,6,6	0.00	-	0,15,15	0.00	-
86	OHX	1	4106	-	0,6,6	0.00	-	0,15,15	0.00	-
86	OHX	1	4107	-	0,6,6	0.00	-	0,15,15	0.00	-
86	OHX	1	4108	-	0,6,6	0.00	-	0,15,15	0.00	-
86	OHX	1	4109	-	0,6,6	0.00	-	0,15,15	0.00	-
86	OHX	1	4110	-	0,6,6	0.00	-	0,15,15	0.00	-
86	OHX	1	4111	-	0,6,6	0.00	-	0,15,15	0.00	-
86	OHX	1	4112	-	0,6,6	0.00	-	0,15,15	0.00	-
86	OHX	1	4113	-	0,6,6	0.00	-	0,15,15	0.00	-
86	OHX	1	4114	-	0,6,6	0.00	-	0,15,15	0.00	-
86	OHX	1	4115	-	0,6,6	0.00	-	0,15,15	0.00	-
86	OHX	1	4116	-	0,6,6	0.00	-	0,15,15	0.00	-
86	OHX	1	4117	-	0,6,6	0.00	-	0,15,15	0.00	-
86	OHX	1	4118	-	0,6,6	0.00	-	0,15,15	0.00	-
86	OHX	1	4119	-	0,6,6	0.00	-	0,15,15	0.00	-
86	OHX	1	4120	-	0,6,6	0.00	-	0,15,15	0.00	-
86	OHX	1	4121	-	0,6,6	0.00	-	0,15,15	0.00	-
86	OHX	1	4122	-	0,6,6	0.00	-	0,15,15	0.00	-
86	OHX	1	4123	-	0,6,6	0.00	-	0,15,15	0.00	-
86	OHX	1	4124	-	0,6,6	0.00	-	0,15,15	0.00	-
86	OHX	1	4125	-	0,6,6	0.00	-	0,15,15	0.00	-
86	OHX	1	4126	-	0,6,6	0.00	-	0,15,15	0.00	-
86	OHX	1	4127	-	0,6,6	0.00	-	0,15,15	0.00	-
86	OHX	1	4128	-	0,6,6	0.00	-	0,15,15	0.00	-
86	OHX	1	4129	-	0,6,6	0.00	-	0,15,15	0.00	-
86	OHX	1	4130	-	0,6,6	0.00	-	0,15,15	0.00	-
86	OHX	1	4131	-	0,6,6	0.00	-	0,15,15	0.00	-
86	OHX	1	4132	-	0,6,6	0.00	-	0,15,15	0.00	-
86	OHX	1	4133	-	0,6,6	0.00	-	0,15,15	0.00	-
86	OHX	1	4134	-	0,6,6	0.00	-	0,15,15	0.00	-
86	OHX	1	4135	-	0,6,6	0.00	-	0,15,15	0.00	-
86	OHX	1	4136	-	0,6,6	0.00	-	0,15,15	0.00	-

Mol	Type	Chain	Res	Link	Bond lengths			Bond angles		
					Counts	RMSZ	# Z > 2	Counts	RMSZ	# Z > 2
86	OHX	1	4137	-	0,6,6	0.00	-	0,15,15	0.00	-
86	OHX	1	4138	-	0,6,6	0.00	-	0,15,15	0.00	-
86	OHX	1	4139	-	0,6,6	0.00	-	0,15,15	0.00	-
86	OHX	1	4140	-	0,6,6	0.00	-	0,15,15	0.00	-
86	OHX	1	4141	-	0,6,6	0.00	-	0,15,15	0.00	-
86	OHX	1	4142	-	0,6,6	0.00	-	0,15,15	0.00	-
86	OHX	1	4143	-	0,6,6	0.00	-	0,15,15	0.00	-
86	OHX	1	4144	-	0,6,6	0.00	-	0,15,15	0.00	-
86	OHX	1	4145	-	0,6,6	0.00	-	0,15,15	0.00	-
86	OHX	1	4146	-	0,6,6	0.00	-	0,15,15	0.00	-
86	OHX	1	4147	-	0,6,6	0.00	-	0,15,15	0.00	-
86	OHX	1	4148	-	0,6,6	0.00	-	0,15,15	0.00	-
86	OHX	1	4149	-	0,6,6	0.00	-	0,15,15	0.00	-
86	OHX	1	4150	-	0,6,6	0.00	-	0,15,15	0.00	-
86	OHX	1	4151	-	0,6,6	0.00	-	0,15,15	0.00	-
86	OHX	1	4152	-	0,6,6	0.00	-	0,15,15	0.00	-
86	OHX	1	4153	-	0,6,6	0.00	-	0,15,15	0.00	-
86	OHX	1	4154	-	0,6,6	0.00	-	0,15,15	0.00	-
86	OHX	1	4155	-	0,6,6	0.00	-	0,15,15	0.00	-
86	OHX	1	4156	-	0,6,6	0.00	-	0,15,15	0.00	-
86	OHX	1	4157	-	0,6,6	0.00	-	0,15,15	0.00	-
86	OHX	1	4158	-	0,6,6	0.00	-	0,15,15	0.00	-
86	OHX	1	4159	-	0,6,6	0.00	-	0,15,15	0.00	-
86	OHX	1	4160	-	0,6,6	0.00	-	0,15,15	0.00	-
86	OHX	1	4161	-	0,6,6	0.00	-	0,15,15	0.00	-
86	OHX	1	4162	-	0,6,6	0.00	-	0,15,15	0.00	-
86	OHX	1	4163	-	0,6,6	0.00	-	0,15,15	0.00	-
86	OHX	1	4164	-	0,6,6	0.00	-	0,15,15	0.00	-
86	OHX	1	4165	-	0,6,6	0.00	-	0,15,15	0.00	-
86	OHX	1	4166	-	0,6,6	0.00	-	0,15,15	0.00	-
86	OHX	1	4167	-	0,6,6	0.00	-	0,15,15	0.00	-
86	OHX	1	4168	-	0,6,6	0.00	-	0,15,15	0.00	-
86	OHX	1	4169	-	0,6,6	0.00	-	0,15,15	0.00	-
86	OHX	1	4170	-	0,6,6	0.00	-	0,15,15	0.00	-
86	OHX	1	4171	-	0,6,6	0.00	-	0,15,15	0.00	-
86	OHX	1	4172	-	0,6,6	0.00	-	0,15,15	0.00	-
86	OHX	1	4173	-	0,6,6	0.00	-	0,15,15	0.00	-
86	OHX	1	4174	-	0,6,6	0.00	-	0,15,15	0.00	-
86	OHX	1	4175	-	0,6,6	0.00	-	0,15,15	0.00	-
86	OHX	1	4176	-	0,6,6	0.00	-	0,15,15	0.00	-
86	OHX	1	4177	-	0,6,6	0.00	-	0,15,15	0.00	-
86	OHX	1	4178	-	0,6,6	0.00	-	0,15,15	0.00	-
86	OHX	1	4179	-	0,6,6	0.00	-	0,15,15	0.00	-

Mol	Type	Chain	Res	Link	Bond lengths			Bond angles		
					Counts	RMSZ	# Z > 2	Counts	RMSZ	# Z > 2
86	OHX	1	4180	-	0,6,6	0.00	-	0,15,15	0.00	-
86	OHX	1	4181	-	0,6,6	0.00	-	0,15,15	0.00	-
86	OHX	1	4182	-	0,6,6	0.00	-	0,15,15	0.00	-
86	OHX	1	4183	-	0,6,6	0.00	-	0,15,15	0.00	-
86	OHX	1	4184	-	0,6,6	0.00	-	0,15,15	0.00	-
86	OHX	1	4185	-	0,6,6	0.00	-	0,15,15	0.00	-
86	OHX	1	4186	-	0,6,6	0.00	-	0,15,15	0.00	-
86	OHX	1	4187	-	0,6,6	0.00	-	0,15,15	0.00	-
86	OHX	1	4188	-	0,6,6	0.00	-	0,15,15	0.00	-
86	OHX	1	4189	-	0,6,6	0.00	-	0,15,15	0.00	-
86	OHX	1	4190	-	0,6,6	0.00	-	0,15,15	0.00	-
86	OHX	1	4191	-	0,6,6	0.00	-	0,15,15	0.00	-
86	OHX	1	4192	-	0,6,6	0.00	-	0,15,15	0.00	-
86	OHX	1	4193	-	0,6,6	0.00	-	0,15,15	0.00	-
86	OHX	1	4194	-	0,6,6	0.00	-	0,15,15	0.00	-
86	OHX	1	4195	-	0,6,6	0.00	-	0,15,15	0.00	-
86	OHX	1	4196	-	0,6,6	0.00	-	0,15,15	0.00	-
86	OHX	1	4197	-	0,6,6	0.00	-	0,15,15	0.00	-
86	OHX	1	4198	-	0,6,6	0.00	-	0,15,15	0.00	-
86	OHX	1	4199	-	0,6,6	0.00	-	0,15,15	0.00	-
86	OHX	1	4200	-	0,6,6	0.00	-	0,15,15	0.00	-
86	OHX	1	4201	-	0,6,6	0.00	-	0,15,15	0.00	-
86	OHX	1	4202	-	0,6,6	0.00	-	0,15,15	0.00	-
86	OHX	1	4203	-	0,6,6	0.00	-	0,15,15	0.00	-
86	OHX	1	4204	-	0,6,6	0.00	-	0,15,15	0.00	-
86	OHX	1	4205	-	0,6,6	0.00	-	0,15,15	0.00	-
86	OHX	1	4206	-	0,6,6	0.00	-	0,15,15	0.00	-
86	OHX	1	4207	-	0,6,6	0.00	-	0,15,15	0.00	-
86	OHX	1	4208	-	0,6,6	0.00	-	0,15,15	0.00	-
86	OHX	1	4209	-	0,6,6	0.00	-	0,15,15	0.00	-
86	OHX	1	4210	-	0,6,6	0.00	-	0,15,15	0.00	-
88	BLS	1	4211	-	23,31,31	1.88	5 (21%)	19,43,43	1.98	6 (31%)
86	OHX	2	2023	-	0,6,6	0.00	-	0,15,15	0.00	-
86	OHX	2	2024	-	0,6,6	0.00	-	0,15,15	0.00	-
86	OHX	2	2025	-	0,6,6	0.00	-	0,15,15	0.00	-
86	OHX	2	2026	-	0,6,6	0.00	-	0,15,15	0.00	-
86	OHX	2	2027	-	0,6,6	0.00	-	0,15,15	0.00	-
86	OHX	2	2028	-	0,6,6	0.00	-	0,15,15	0.00	-
86	OHX	2	2029	-	0,6,6	0.00	-	0,15,15	0.00	-
86	OHX	2	2030	-	0,6,6	0.00	-	0,15,15	0.00	-
86	OHX	2	2031	-	0,6,6	0.00	-	0,15,15	0.00	-
86	OHX	2	2032	-	0,6,6	0.00	-	0,15,15	0.00	-
86	OHX	2	2033	-	0,6,6	0.00	-	0,15,15	0.00	-

Mol	Type	Chain	Res	Link	Bond lengths			Bond angles		
					Counts	RMSZ	$\# Z > 2$	Counts	RMSZ	$\# Z > 2$
86	OHX	2	2034	-	0,6,6	0.00	-	0,15,15	0.00	-
86	OHX	2	2035	-	0,6,6	0.00	-	0,15,15	0.00	-
86	OHX	2	2036	-	0,6,6	0.00	-	0,15,15	0.00	-
86	OHX	2	2037	-	0,6,6	0.00	-	0,15,15	0.00	-
86	OHX	2	2038	-	0,6,6	0.00	-	0,15,15	0.00	-
86	OHX	2	2039	-	0,6,6	0.00	-	0,15,15	0.00	-
86	OHX	2	2040	-	0,6,6	0.00	-	0,15,15	0.00	-
86	OHX	2	2041	-	0,6,6	0.00	-	0,15,15	0.00	-
86	OHX	2	2042	-	0,6,6	0.00	-	0,15,15	0.00	-
86	OHX	2	2043	-	0,6,6	0.00	-	0,15,15	0.00	-
86	OHX	2	2044	-	0,6,6	0.00	-	0,15,15	0.00	-
86	OHX	2	2045	-	0,6,6	0.00	-	0,15,15	0.00	-
86	OHX	2	2046	-	0,6,6	0.00	-	0,15,15	0.00	-
86	OHX	2	2047	-	0,6,6	0.00	-	0,15,15	0.00	-
86	OHX	2	2048	-	0,6,6	0.00	-	0,15,15	0.00	-
86	OHX	2	2049	-	0,6,6	0.00	-	0,15,15	0.00	-
86	OHX	2	2050	-	0,6,6	0.00	-	0,15,15	0.00	-
86	OHX	2	2051	-	0,6,6	0.00	-	0,15,15	0.00	-
86	OHX	2	2052	-	0,6,6	0.00	-	0,15,15	0.00	-
86	OHX	2	2053	-	0,6,6	0.00	-	0,15,15	0.00	-
86	OHX	2	2054	-	0,6,6	0.00	-	0,15,15	0.00	-
86	OHX	2	2055	-	0,6,6	0.00	-	0,15,15	0.00	-
86	OHX	2	2056	-	0,6,6	0.00	-	0,15,15	0.00	-
86	OHX	2	2057	-	0,6,6	0.00	-	0,15,15	0.00	-
86	OHX	2	2058	-	0,6,6	0.00	-	0,15,15	0.00	-
86	OHX	2	2059	-	0,6,6	0.00	-	0,15,15	0.00	-
86	OHX	2	2060	-	0,6,6	0.00	-	0,15,15	0.00	-
86	OHX	2	2061	-	0,6,6	0.00	-	0,15,15	0.00	-
86	OHX	2	2062	-	0,6,6	0.00	-	0,15,15	0.00	-
86	OHX	2	2063	-	0,6,6	0.00	-	0,15,15	0.00	-
86	OHX	2	2064	-	0,6,6	0.00	-	0,15,15	0.00	-
86	OHX	2	2065	-	0,6,6	0.00	-	0,15,15	0.00	-
86	OHX	2	2066	-	0,6,6	0.00	-	0,15,15	0.00	-
86	OHX	2	2067	-	0,6,6	0.00	-	0,15,15	0.00	-
86	OHX	2	2068	-	0,6,6	0.00	-	0,15,15	0.00	-
86	OHX	2	2069	-	0,6,6	0.00	-	0,15,15	0.00	-
86	OHX	2	2070	-	0,6,6	0.00	-	0,15,15	0.00	-
86	OHX	2	2071	-	0,6,6	0.00	-	0,15,15	0.00	-
86	OHX	2	2072	-	0,6,6	0.00	-	0,15,15	0.00	-
86	OHX	2	2073	-	0,6,6	0.00	-	0,15,15	0.00	-
86	OHX	2	2074	-	0,6,6	0.00	-	0,15,15	0.00	-
86	OHX	2	2075	-	0,6,6	0.00	-	0,15,15	0.00	-
86	OHX	2	2076	-	0,6,6	0.00	-	0,15,15	0.00	-

Mol	Type	Chain	Res	Link	Bond lengths			Bond angles		
					Counts	RMSZ	# Z > 2	Counts	RMSZ	# Z > 2
86	OHX	2	2077	-	0,6,6	0.00	-	0,15,15	0.00	-
86	OHX	2	2078	-	0,6,6	0.00	-	0,15,15	0.00	-
86	OHX	2	2079	-	0,6,6	0.00	-	0,15,15	0.00	-
86	OHX	2	2080	-	0,6,6	0.00	-	0,15,15	0.00	-
86	OHX	2	2081	-	0,6,6	0.00	-	0,15,15	0.00	-
86	OHX	2	2082	-	0,6,6	0.00	-	0,15,15	0.00	-
86	OHX	2	2083	-	0,6,6	0.00	-	0,15,15	0.00	-
86	OHX	2	2084	-	0,6,6	0.00	-	0,15,15	0.00	-
86	OHX	2	2085	-	0,6,6	0.00	-	0,15,15	0.00	-
86	OHX	2	2086	-	0,6,6	0.00	-	0,15,15	0.00	-
86	OHX	2	2087	-	0,6,6	0.00	-	0,15,15	0.00	-
86	OHX	2	2088	-	0,6,6	0.00	-	0,15,15	0.00	-
86	OHX	2	2089	-	0,6,6	0.00	-	0,15,15	0.00	-
86	OHX	2	2090	-	0,6,6	0.00	-	0,15,15	0.00	-
86	OHX	2	2091	-	0,6,6	0.00	-	0,15,15	0.00	-
86	OHX	2	2092	-	0,6,6	0.00	-	0,15,15	0.00	-
86	OHX	2	2093	-	0,6,6	0.00	-	0,15,15	0.00	-
86	OHX	2	2094	-	0,6,6	0.00	-	0,15,15	0.00	-
86	OHX	2	2095	-	0,6,6	0.00	-	0,15,15	0.00	-
86	OHX	2	2096	-	0,6,6	0.00	-	0,15,15	0.00	-
86	OHX	2	2097	-	0,6,6	0.00	-	0,15,15	0.00	-
86	OHX	2	2098	-	0,6,6	0.00	-	0,15,15	0.00	-
86	OHX	2	2099	-	0,6,6	0.00	-	0,15,15	0.00	-
86	OHX	2	2100	-	0,6,6	0.00	-	0,15,15	0.00	-
86	OHX	2	2101	-	0,6,6	0.00	-	0,15,15	0.00	-
86	OHX	2	2102	-	0,6,6	0.00	-	0,15,15	0.00	-
86	OHX	2	2103	-	0,6,6	0.00	-	0,15,15	0.00	-
86	OHX	2	2104	-	0,6,6	0.00	-	0,15,15	0.00	-
86	OHX	2	2105	-	0,6,6	0.00	-	0,15,15	0.00	-
86	OHX	2	2106	-	0,6,6	0.00	-	0,15,15	0.00	-
86	OHX	2	2107	-	0,6,6	0.00	-	0,15,15	0.00	-
86	OHX	2	2108	-	0,6,6	0.00	-	0,15,15	0.00	-
86	OHX	2	2109	-	0,6,6	0.00	-	0,15,15	0.00	-
86	OHX	2	2110	-	0,6,6	0.00	-	0,15,15	0.00	-
86	OHX	2	2111	-	0,6,6	0.00	-	0,15,15	0.00	-
86	OHX	2	2112	-	0,6,6	0.00	-	0,15,15	0.00	-
86	OHX	2	2113	-	0,6,6	0.00	-	0,15,15	0.00	-
86	OHX	2	2114	-	0,6,6	0.00	-	0,15,15	0.00	-
86	OHX	2	2115	-	0,6,6	0.00	-	0,15,15	0.00	-
86	OHX	2	2116	-	0,6,6	0.00	-	0,15,15	0.00	-
86	OHX	2	2117	-	0,6,6	0.00	-	0,15,15	0.00	-
86	OHX	2	2118	-	0,6,6	0.00	-	0,15,15	0.00	-
86	OHX	2	2119	-	0,6,6	0.00	-	0,15,15	0.00	-

Mol	Type	Chain	Res	Link	Bond lengths			Bond angles		
					Counts	RMSZ	# Z > 2	Counts	RMSZ	# Z > 2
86	OHX	2	2120	-	0,6,6	0.00	-	0,15,15	0.00	-
86	OHX	2	2121	-	0,6,6	0.00	-	0,15,15	0.00	-
86	OHX	2	2122	-	0,6,6	0.00	-	0,15,15	0.00	-
86	OHX	2	2123	-	0,6,6	0.00	-	0,15,15	0.00	-
86	OHX	2	2124	-	0,6,6	0.00	-	0,15,15	0.00	-
86	OHX	2	2125	-	0,6,6	0.00	-	0,15,15	0.00	-
86	OHX	2	2126	-	0,6,6	0.00	-	0,15,15	0.00	-
86	OHX	2	2127	-	0,6,6	0.00	-	0,15,15	0.00	-
86	OHX	2	2128	-	0,6,6	0.00	-	0,15,15	0.00	-
86	OHX	2	2129	-	0,6,6	0.00	-	0,15,15	0.00	-
86	OHX	2	2130	-	0,6,6	0.00	-	0,15,15	0.00	-
86	OHX	2	2131	-	0,6,6	0.00	-	0,15,15	0.00	-
86	OHX	2	2132	-	0,6,6	0.00	-	0,15,15	0.00	-
86	OHX	2	2133	-	0,6,6	0.00	-	0,15,15	0.00	-
86	OHX	2	2134	-	0,6,6	0.00	-	0,15,15	0.00	-
86	OHX	2	2135	-	0,6,6	0.00	-	0,15,15	0.00	-
86	OHX	2	2136	-	0,6,6	0.00	-	0,15,15	0.00	-
86	OHX	2	2137	-	0,6,6	0.00	-	0,15,15	0.00	-
86	OHX	2	2138	-	0,6,6	0.00	-	0,15,15	0.00	-
86	OHX	2	2139	-	0,6,6	0.00	-	0,15,15	0.00	-
86	OHX	2	2140	-	0,6,6	0.00	-	0,15,15	0.00	-
86	OHX	2	2141	-	0,6,6	0.00	-	0,15,15	0.00	-
86	OHX	2	2142	-	0,6,6	0.00	-	0,15,15	0.00	-
86	OHX	2	2143	-	0,6,6	0.00	-	0,15,15	0.00	-
86	OHX	2	2144	-	0,6,6	0.00	-	0,15,15	0.00	-
86	OHX	2	2145	-	0,6,6	0.00	-	0,15,15	0.00	-
86	OHX	2	2146	-	0,6,6	0.00	-	0,15,15	0.00	-
86	OHX	2	2147	-	0,6,6	0.00	-	0,15,15	0.00	-
86	OHX	2	2148	-	0,6,6	0.00	-	0,15,15	0.00	-
86	OHX	2	2149	-	0,6,6	0.00	-	0,15,15	0.00	-
86	OHX	2	2150	-	0,6,6	0.00	-	0,15,15	0.00	-
86	OHX	2	2151	-	0,6,6	0.00	-	0,15,15	0.00	-
86	OHX	2	2152	-	0,6,6	0.00	-	0,15,15	0.00	-
86	OHX	2	2153	-	0,6,6	0.00	-	0,15,15	0.00	-
86	OHX	2	2154	-	0,6,6	0.00	-	0,15,15	0.00	-
86	OHX	2	2155	-	0,6,6	0.00	-	0,15,15	0.00	-
86	OHX	2	2156	-	0,6,6	0.00	-	0,15,15	0.00	-
86	OHX	2	2157	-	0,6,6	0.00	-	0,15,15	0.00	-
86	OHX	2	2158	-	0,6,6	0.00	-	0,15,15	0.00	-
86	OHX	2	2159	-	0,6,6	0.00	-	0,15,15	0.00	-
86	OHX	2	2160	-	0,6,6	0.00	-	0,15,15	0.00	-
86	OHX	2	2161	-	0,6,6	0.00	-	0,15,15	0.00	-
86	OHX	2	2162	-	0,6,6	0.00	-	0,15,15	0.00	-

Mol	Type	Chain	Res	Link	Bond lengths			Bond angles		
					Counts	RMSZ	# Z > 2	Counts	RMSZ	# Z > 2
86	OHX	2	2163	-	0,6,6	0.00	-	0,15,15	0.00	-
86	OHX	2	2164	-	0,6,6	0.00	-	0,15,15	0.00	-
86	OHX	2	2165	-	0,6,6	0.00	-	0,15,15	0.00	-
86	OHX	2	2166	-	0,6,6	0.00	-	0,15,15	0.00	-
86	OHX	2	2167	-	0,6,6	0.00	-	0,15,15	0.00	-
86	OHX	2	2168	-	0,6,6	0.00	-	0,15,15	0.00	-
86	OHX	2	2169	-	0,6,6	0.00	-	0,15,15	0.00	-
86	OHX	2	2170	-	0,6,6	0.00	-	0,15,15	0.00	-
86	OHX	2	2171	-	0,6,6	0.00	-	0,15,15	0.00	-
86	OHX	2	2172	-	0,6,6	0.00	-	0,15,15	0.00	-
86	OHX	2	2173	-	0,6,6	0.00	-	0,15,15	0.00	-
86	OHX	2	2174	-	0,6,6	0.00	-	0,15,15	0.00	-
86	OHX	2	2175	-	0,6,6	0.00	-	0,15,15	0.00	-
86	OHX	2	2176	-	0,6,6	0.00	-	0,15,15	0.00	-
86	OHX	2	2177	-	0,6,6	0.00	-	0,15,15	0.00	-
86	OHX	2	2178	-	0,6,6	0.00	-	0,15,15	0.00	-
86	OHX	2	2179	-	0,6,6	0.00	-	0,15,15	0.00	-
86	OHX	2	2180	-	0,6,6	0.00	-	0,15,15	0.00	-
86	OHX	3	216	-	0,6,6	0.00	-	0,15,15	0.00	-
86	OHX	3	217	-	0,6,6	0.00	-	0,15,15	0.00	-
86	OHX	3	218	-	0,6,6	0.00	-	0,15,15	0.00	-
86	OHX	3	219	-	0,6,6	0.00	-	0,15,15	0.00	-
86	OHX	3	220	-	0,6,6	0.00	-	0,15,15	0.00	-
86	OHX	3	221	-	0,6,6	0.00	-	0,15,15	0.00	-
86	OHX	3	222	-	0,6,6	0.00	-	0,15,15	0.00	-
86	OHX	3	223	-	0,6,6	0.00	-	0,15,15	0.00	-
86	OHX	3	224	-	0,6,6	0.00	-	0,15,15	0.00	-
86	OHX	3	225	-	0,6,6	0.00	-	0,15,15	0.00	-
86	OHX	4	224	-	0,6,6	0.00	-	0,15,15	0.00	-
86	OHX	4	225	-	0,6,6	0.00	-	0,15,15	0.00	-
86	OHX	4	226	-	0,6,6	0.00	-	0,15,15	0.00	-
86	OHX	4	227	-	0,6,6	0.00	-	0,15,15	0.00	-
86	OHX	4	228	-	0,6,6	0.00	-	0,15,15	0.00	-
86	OHX	4	229	-	0,6,6	0.00	-	0,15,15	0.00	-
86	OHX	4	230	-	0,6,6	0.00	-	0,15,15	0.00	-
86	OHX	4	231	-	0,6,6	0.00	-	0,15,15	0.00	-
86	OHX	4	232	-	0,6,6	0.00	-	0,15,15	0.00	-
86	OHX	4	233	-	0,6,6	0.00	-	0,15,15	0.00	-
86	OHX	4	234	-	0,6,6	0.00	-	0,15,15	0.00	-
86	OHX	4	235	-	0,6,6	0.00	-	0,15,15	0.00	-
86	OHX	4	236	-	0,6,6	0.00	-	0,15,15	0.00	-
86	OHX	4	237	-	0,6,6	0.00	-	0,15,15	0.00	-
86	OHX	4	238	-	0,6,6	0.00	-	0,15,15	0.00	-

Mol	Type	Chain	Res	Link	Bond lengths			Bond angles		
					Counts	RMSZ	$\# Z > 2$	Counts	RMSZ	$\# Z > 2$
86	OHX	5	3892	-	0,6,6	0.00	-	0,15,15	0.00	-
86	OHX	5	3893	-	0,6,6	0.00	-	0,15,15	0.00	-
86	OHX	5	3894	-	0,6,6	0.00	-	0,15,15	0.00	-
86	OHX	5	3895	-	0,6,6	0.00	-	0,15,15	0.00	-
86	OHX	5	3896	-	0,6,6	0.00	-	0,15,15	0.00	-
86	OHX	5	3897	-	0,6,6	0.00	-	0,15,15	0.00	-
86	OHX	5	3898	-	0,6,6	0.00	-	0,15,15	0.00	-
86	OHX	5	3899	-	0,6,6	0.00	-	0,15,15	0.00	-
86	OHX	5	3900	-	0,6,6	0.00	-	0,15,15	0.00	-
86	OHX	5	3901	-	0,6,6	0.00	-	0,15,15	0.00	-
86	OHX	5	3902	-	0,6,6	0.00	-	0,15,15	0.00	-
86	OHX	5	3903	-	0,6,6	0.00	-	0,15,15	0.00	-
86	OHX	5	3904	-	0,6,6	0.00	-	0,15,15	0.00	-
86	OHX	5	3905	-	0,6,6	0.00	-	0,15,15	0.00	-
86	OHX	5	3906	-	0,6,6	0.00	-	0,15,15	0.00	-
86	OHX	5	3907	-	0,6,6	0.00	-	0,15,15	0.00	-
86	OHX	5	3908	-	0,6,6	0.00	-	0,15,15	0.00	-
86	OHX	5	3909	-	0,6,6	0.00	-	0,15,15	0.00	-
86	OHX	5	3910	-	0,6,6	0.00	-	0,15,15	0.00	-
86	OHX	5	3911	-	0,6,6	0.00	-	0,15,15	0.00	-
86	OHX	5	3912	-	0,6,6	0.00	-	0,15,15	0.00	-
86	OHX	5	3913	-	0,6,6	0.00	-	0,15,15	0.00	-
86	OHX	5	3914	-	0,6,6	0.00	-	0,15,15	0.00	-
86	OHX	5	3915	-	0,6,6	0.00	-	0,15,15	0.00	-
86	OHX	5	3916	-	0,6,6	0.00	-	0,15,15	0.00	-
86	OHX	5	3917	-	0,6,6	0.00	-	0,15,15	0.00	-
86	OHX	5	3918	-	0,6,6	0.00	-	0,15,15	0.00	-
86	OHX	5	3919	-	0,6,6	0.00	-	0,15,15	0.00	-
86	OHX	5	3920	-	0,6,6	0.00	-	0,15,15	0.00	-
86	OHX	5	3921	-	0,6,6	0.00	-	0,15,15	0.00	-
86	OHX	5	3922	-	0,6,6	0.00	-	0,15,15	0.00	-
86	OHX	5	3923	-	0,6,6	0.00	-	0,15,15	0.00	-
86	OHX	5	3924	-	0,6,6	0.00	-	0,15,15	0.00	-
86	OHX	5	3925	-	0,6,6	0.00	-	0,15,15	0.00	-
86	OHX	5	3926	-	0,6,6	0.00	-	0,15,15	0.00	-
86	OHX	5	3927	-	0,6,6	0.00	-	0,15,15	0.00	-
86	OHX	5	3928	-	0,6,6	0.00	-	0,15,15	0.00	-
86	OHX	5	3929	-	0,6,6	0.00	-	0,15,15	0.00	-
86	OHX	5	3930	-	0,6,6	0.00	-	0,15,15	0.00	-
86	OHX	5	3931	-	0,6,6	0.00	-	0,15,15	0.00	-
86	OHX	5	3932	-	0,6,6	0.00	-	0,15,15	0.00	-
86	OHX	5	3933	-	0,6,6	0.00	-	0,15,15	0.00	-
86	OHX	5	3934	-	0,6,6	0.00	-	0,15,15	0.00	-

Mol	Type	Chain	Res	Link	Bond lengths			Bond angles		
					Counts	RMSZ	# Z > 2	Counts	RMSZ	# Z > 2
86	OHX	5	3935	-	0,6,6	0.00	-	0,15,15	0.00	-
86	OHX	5	3936	-	0,6,6	0.00	-	0,15,15	0.00	-
86	OHX	5	3937	-	0,6,6	0.00	-	0,15,15	0.00	-
86	OHX	5	3938	-	0,6,6	0.00	-	0,15,15	0.00	-
86	OHX	5	3939	-	0,6,6	0.00	-	0,15,15	0.00	-
86	OHX	5	3940	-	0,6,6	0.00	-	0,15,15	0.00	-
86	OHX	5	3941	-	0,6,6	0.00	-	0,15,15	0.00	-
86	OHX	5	3942	-	0,6,6	0.00	-	0,15,15	0.00	-
86	OHX	5	3943	-	0,6,6	0.00	-	0,15,15	0.00	-
86	OHX	5	3944	-	0,6,6	0.00	-	0,15,15	0.00	-
86	OHX	5	3945	-	0,6,6	0.00	-	0,15,15	0.00	-
86	OHX	5	3946	-	0,6,6	0.00	-	0,15,15	0.00	-
86	OHX	5	3947	-	0,6,6	0.00	-	0,15,15	0.00	-
86	OHX	5	3948	-	0,6,6	0.00	-	0,15,15	0.00	-
86	OHX	5	3949	-	0,6,6	0.00	-	0,15,15	0.00	-
86	OHX	5	3950	-	0,6,6	0.00	-	0,15,15	0.00	-
86	OHX	5	3951	-	0,6,6	0.00	-	0,15,15	0.00	-
86	OHX	5	3952	-	0,6,6	0.00	-	0,15,15	0.00	-
86	OHX	5	3953	-	0,6,6	0.00	-	0,15,15	0.00	-
86	OHX	5	3954	-	0,6,6	0.00	-	0,15,15	0.00	-
86	OHX	5	3955	-	0,6,6	0.00	-	0,15,15	0.00	-
86	OHX	5	3956	-	0,6,6	0.00	-	0,15,15	0.00	-
86	OHX	5	3957	-	0,6,6	0.00	-	0,15,15	0.00	-
86	OHX	5	3958	-	0,6,6	0.00	-	0,15,15	0.00	-
86	OHX	5	3959	-	0,6,6	0.00	-	0,15,15	0.00	-
86	OHX	5	3960	-	0,6,6	0.00	-	0,15,15	0.00	-
86	OHX	5	3961	-	0,6,6	0.00	-	0,15,15	0.00	-
86	OHX	5	3962	-	0,6,6	0.00	-	0,15,15	0.00	-
86	OHX	5	3963	-	0,6,6	0.00	-	0,15,15	0.00	-
86	OHX	5	3964	-	0,6,6	0.00	-	0,15,15	0.00	-
86	OHX	5	3965	-	0,6,6	0.00	-	0,15,15	0.00	-
86	OHX	5	3966	-	0,6,6	0.00	-	0,15,15	0.00	-
86	OHX	5	3967	-	0,6,6	0.00	-	0,15,15	0.00	-
86	OHX	5	3968	-	0,6,6	0.00	-	0,15,15	0.00	-
86	OHX	5	3969	-	0,6,6	0.00	-	0,15,15	0.00	-
86	OHX	5	3970	-	0,6,6	0.00	-	0,15,15	0.00	-
86	OHX	5	3971	-	0,6,6	0.00	-	0,15,15	0.00	-
86	OHX	5	3972	-	0,6,6	0.00	-	0,15,15	0.00	-
86	OHX	5	3973	-	0,6,6	0.00	-	0,15,15	0.00	-
86	OHX	5	3974	-	0,6,6	0.00	-	0,15,15	0.00	-
86	OHX	5	3975	-	0,6,6	0.00	-	0,15,15	0.00	-
86	OHX	5	3976	-	0,6,6	0.00	-	0,15,15	0.00	-
86	OHX	5	3977	-	0,6,6	0.00	-	0,15,15	0.00	-

Mol	Type	Chain	Res	Link	Bond lengths			Bond angles		
					Counts	RMSZ	# Z > 2	Counts	RMSZ	# Z > 2
86	OHX	5	3978	-	0,6,6	0.00	-	0,15,15	0.00	-
86	OHX	5	3979	-	0,6,6	0.00	-	0,15,15	0.00	-
86	OHX	5	3980	-	0,6,6	0.00	-	0,15,15	0.00	-
86	OHX	5	3981	-	0,6,6	0.00	-	0,15,15	0.00	-
86	OHX	5	3982	-	0,6,6	0.00	-	0,15,15	0.00	-
86	OHX	5	3983	-	0,6,6	0.00	-	0,15,15	0.00	-
86	OHX	5	3984	-	0,6,6	0.00	-	0,15,15	0.00	-
86	OHX	5	3985	-	0,6,6	0.00	-	0,15,15	0.00	-
86	OHX	5	3986	-	0,6,6	0.00	-	0,15,15	0.00	-
86	OHX	5	3987	-	0,6,6	0.00	-	0,15,15	0.00	-
86	OHX	5	3988	-	0,6,6	0.00	-	0,15,15	0.00	-
86	OHX	5	3989	-	0,6,6	0.00	-	0,15,15	0.00	-
86	OHX	5	3990	-	0,6,6	0.00	-	0,15,15	0.00	-
86	OHX	5	3991	-	0,6,6	0.00	-	0,15,15	0.00	-
86	OHX	5	3992	-	0,6,6	0.00	-	0,15,15	0.00	-
86	OHX	5	3993	-	0,6,6	0.00	-	0,15,15	0.00	-
86	OHX	5	3994	-	0,6,6	0.00	-	0,15,15	0.00	-
86	OHX	5	3995	-	0,6,6	0.00	-	0,15,15	0.00	-
86	OHX	5	3996	-	0,6,6	0.00	-	0,15,15	0.00	-
86	OHX	5	3997	-	0,6,6	0.00	-	0,15,15	0.00	-
86	OHX	5	3998	-	0,6,6	0.00	-	0,15,15	0.00	-
86	OHX	5	3999	-	0,6,6	0.00	-	0,15,15	0.00	-
86	OHX	5	4000	-	0,6,6	0.00	-	0,15,15	0.00	-
86	OHX	5	4001	-	0,6,6	0.00	-	0,15,15	0.00	-
86	OHX	5	4002	-	0,6,6	0.00	-	0,15,15	0.00	-
86	OHX	5	4003	-	0,6,6	0.00	-	0,15,15	0.00	-
86	OHX	5	4004	-	0,6,6	0.00	-	0,15,15	0.00	-
86	OHX	5	4005	-	0,6,6	0.00	-	0,15,15	0.00	-
86	OHX	5	4006	-	0,6,6	0.00	-	0,15,15	0.00	-
86	OHX	5	4007	-	0,6,6	0.00	-	0,15,15	0.00	-
86	OHX	5	4008	-	0,6,6	0.00	-	0,15,15	0.00	-
86	OHX	5	4009	-	0,6,6	0.00	-	0,15,15	0.00	-
86	OHX	5	4010	-	0,6,6	0.00	-	0,15,15	0.00	-
86	OHX	5	4011	-	0,6,6	0.00	-	0,15,15	0.00	-
86	OHX	5	4012	-	0,6,6	0.00	-	0,15,15	0.00	-
86	OHX	5	4013	-	0,6,6	0.00	-	0,15,15	0.00	-
86	OHX	5	4014	-	0,6,6	0.00	-	0,15,15	0.00	-
86	OHX	5	4015	-	0,6,6	0.00	-	0,15,15	0.00	-
86	OHX	5	4016	-	0,6,6	0.00	-	0,15,15	0.00	-
86	OHX	5	4017	-	0,6,6	0.00	-	0,15,15	0.00	-
86	OHX	5	4018	-	0,6,6	0.00	-	0,15,15	0.00	-
86	OHX	5	4019	-	0,6,6	0.00	-	0,15,15	0.00	-
86	OHX	5	4020	-	0,6,6	0.00	-	0,15,15	0.00	-

Mol	Type	Chain	Res	Link	Bond lengths			Bond angles		
					Counts	RMSZ	# Z > 2	Counts	RMSZ	# Z > 2
86	OHX	5	4021	-	0,6,6	0.00	-	0,15,15	0.00	-
86	OHX	5	4022	-	0,6,6	0.00	-	0,15,15	0.00	-
86	OHX	5	4023	-	0,6,6	0.00	-	0,15,15	0.00	-
86	OHX	5	4024	-	0,6,6	0.00	-	0,15,15	0.00	-
86	OHX	5	4025	-	0,6,6	0.00	-	0,15,15	0.00	-
86	OHX	5	4026	-	0,6,6	0.00	-	0,15,15	0.00	-
86	OHX	5	4027	-	0,6,6	0.00	-	0,15,15	0.00	-
86	OHX	5	4028	-	0,6,6	0.00	-	0,15,15	0.00	-
86	OHX	5	4029	-	0,6,6	0.00	-	0,15,15	0.00	-
86	OHX	5	4030	-	0,6,6	0.00	-	0,15,15	0.00	-
86	OHX	5	4031	-	0,6,6	0.00	-	0,15,15	0.00	-
86	OHX	5	4032	-	0,6,6	0.00	-	0,15,15	0.00	-
86	OHX	5	4033	-	0,6,6	0.00	-	0,15,15	0.00	-
86	OHX	5	4034	-	0,6,6	0.00	-	0,15,15	0.00	-
86	OHX	5	4035	-	0,6,6	0.00	-	0,15,15	0.00	-
86	OHX	5	4036	-	0,6,6	0.00	-	0,15,15	0.00	-
86	OHX	5	4037	-	0,6,6	0.00	-	0,15,15	0.00	-
86	OHX	5	4038	-	0,6,6	0.00	-	0,15,15	0.00	-
86	OHX	5	4039	-	0,6,6	0.00	-	0,15,15	0.00	-
86	OHX	5	4040	-	0,6,6	0.00	-	0,15,15	0.00	-
86	OHX	5	4041	-	0,6,6	0.00	-	0,15,15	0.00	-
86	OHX	5	4042	-	0,6,6	0.00	-	0,15,15	0.00	-
86	OHX	5	4043	-	0,6,6	0.00	-	0,15,15	0.00	-
86	OHX	5	4044	-	0,6,6	0.00	-	0,15,15	0.00	-
86	OHX	5	4045	-	0,6,6	0.00	-	0,15,15	0.00	-
86	OHX	5	4046	-	0,6,6	0.00	-	0,15,15	0.00	-
86	OHX	5	4047	-	0,6,6	0.00	-	0,15,15	0.00	-
86	OHX	5	4048	-	0,6,6	0.00	-	0,15,15	0.00	-
86	OHX	5	4049	-	0,6,6	0.00	-	0,15,15	0.00	-
86	OHX	5	4050	-	0,6,6	0.00	-	0,15,15	0.00	-
86	OHX	5	4051	-	0,6,6	0.00	-	0,15,15	0.00	-
86	OHX	5	4052	-	0,6,6	0.00	-	0,15,15	0.00	-
86	OHX	5	4053	-	0,6,6	0.00	-	0,15,15	0.00	-
86	OHX	5	4054	-	0,6,6	0.00	-	0,15,15	0.00	-
86	OHX	5	4055	-	0,6,6	0.00	-	0,15,15	0.00	-
86	OHX	5	4056	-	0,6,6	0.00	-	0,15,15	0.00	-
86	OHX	5	4057	-	0,6,6	0.00	-	0,15,15	0.00	-
86	OHX	5	4058	-	0,6,6	0.00	-	0,15,15	0.00	-
86	OHX	5	4059	-	0,6,6	0.00	-	0,15,15	0.00	-
86	OHX	5	4060	-	0,6,6	0.00	-	0,15,15	0.00	-
86	OHX	5	4061	-	0,6,6	0.00	-	0,15,15	0.00	-
86	OHX	5	4062	-	0,6,6	0.00	-	0,15,15	0.00	-
86	OHX	5	4063	-	0,6,6	0.00	-	0,15,15	0.00	-

Mol	Type	Chain	Res	Link	Bond lengths			Bond angles		
					Counts	RMSZ	# Z > 2	Counts	RMSZ	# Z > 2
86	OHX	5	4064	-	0,6,6	0.00	-	0,15,15	0.00	-
86	OHX	5	4065	-	0,6,6	0.00	-	0,15,15	0.00	-
86	OHX	5	4066	-	0,6,6	0.00	-	0,15,15	0.00	-
86	OHX	5	4067	-	0,6,6	0.00	-	0,15,15	0.00	-
86	OHX	5	4068	-	0,6,6	0.00	-	0,15,15	0.00	-
86	OHX	5	4069	-	0,6,6	0.00	-	0,15,15	0.00	-
86	OHX	5	4070	-	0,6,6	0.00	-	0,15,15	0.00	-
86	OHX	5	4071	-	0,6,6	0.00	-	0,15,15	0.00	-
86	OHX	5	4072	-	0,6,6	0.00	-	0,15,15	0.00	-
86	OHX	5	4073	-	0,6,6	0.00	-	0,15,15	0.00	-
86	OHX	5	4074	-	0,6,6	0.00	-	0,15,15	0.00	-
86	OHX	5	4075	-	0,6,6	0.00	-	0,15,15	0.00	-
86	OHX	5	4076	-	0,6,6	0.00	-	0,15,15	0.00	-
86	OHX	5	4077	-	0,6,6	0.00	-	0,15,15	0.00	-
86	OHX	5	4078	-	0,6,6	0.00	-	0,15,15	0.00	-
86	OHX	5	4079	-	0,6,6	0.00	-	0,15,15	0.00	-
86	OHX	5	4080	-	0,6,6	0.00	-	0,15,15	0.00	-
86	OHX	5	4081	-	0,6,6	0.00	-	0,15,15	0.00	-
86	OHX	5	4082	-	0,6,6	0.00	-	0,15,15	0.00	-
86	OHX	5	4083	-	0,6,6	0.00	-	0,15,15	0.00	-
86	OHX	5	4084	-	0,6,6	0.00	-	0,15,15	0.00	-
86	OHX	5	4085	-	0,6,6	0.00	-	0,15,15	0.00	-
86	OHX	5	4086	-	0,6,6	0.00	-	0,15,15	0.00	-
86	OHX	5	4087	-	0,6,6	0.00	-	0,15,15	0.00	-
86	OHX	5	4088	-	0,6,6	0.00	-	0,15,15	0.00	-
86	OHX	5	4089	-	0,6,6	0.00	-	0,15,15	0.00	-
86	OHX	5	4090	-	0,6,6	0.00	-	0,15,15	0.00	-
86	OHX	5	4091	-	0,6,6	0.00	-	0,15,15	0.00	-
86	OHX	5	4092	-	0,6,6	0.00	-	0,15,15	0.00	-
86	OHX	5	4093	-	0,6,6	0.00	-	0,15,15	0.00	-
86	OHX	5	4094	-	0,6,6	0.00	-	0,15,15	0.00	-
86	OHX	5	4095	-	0,6,6	0.00	-	0,15,15	0.00	-
86	OHX	5	4096	-	0,6,6	0.00	-	0,15,15	0.00	-
86	OHX	5	4097	-	0,6,6	0.00	-	0,15,15	0.00	-
86	OHX	5	4098	-	0,6,6	0.00	-	0,15,15	0.00	-
86	OHX	5	4099	-	0,6,6	0.00	-	0,15,15	0.00	-
86	OHX	5	4100	-	0,6,6	0.00	-	0,15,15	0.00	-
86	OHX	5	4101	-	0,6,6	0.00	-	0,15,15	0.00	-
86	OHX	5	4102	-	0,6,6	0.00	-	0,15,15	0.00	-
86	OHX	5	4103	-	0,6,6	0.00	-	0,15,15	0.00	-
86	OHX	5	4104	-	0,6,6	0.00	-	0,15,15	0.00	-
86	OHX	5	4105	-	0,6,6	0.00	-	0,15,15	0.00	-
86	OHX	5	4106	-	0,6,6	0.00	-	0,15,15	0.00	-

Mol	Type	Chain	Res	Link	Bond lengths			Bond angles		
					Counts	RMSZ	# Z > 2	Counts	RMSZ	# Z > 2
86	OHX	5	4107	-	0,6,6	0.00	-	0,15,15	0.00	-
86	OHX	5	4108	-	0,6,6	0.00	-	0,15,15	0.00	-
86	OHX	5	4109	-	0,6,6	0.00	-	0,15,15	0.00	-
86	OHX	5	4110	-	0,6,6	0.00	-	0,15,15	0.00	-
86	OHX	5	4111	-	0,6,6	0.00	-	0,15,15	0.00	-
86	OHX	5	4112	-	0,6,6	0.00	-	0,15,15	0.00	-
86	OHX	5	4113	-	0,6,6	0.00	-	0,15,15	0.00	-
86	OHX	5	4114	-	0,6,6	0.00	-	0,15,15	0.00	-
86	OHX	5	4115	-	0,6,6	0.00	-	0,15,15	0.00	-
86	OHX	5	4116	-	0,6,6	0.00	-	0,15,15	0.00	-
86	OHX	5	4117	-	0,6,6	0.00	-	0,15,15	0.00	-
86	OHX	5	4118	-	0,6,6	0.00	-	0,15,15	0.00	-
86	OHX	5	4119	-	0,6,6	0.00	-	0,15,15	0.00	-
86	OHX	5	4120	-	0,6,6	0.00	-	0,15,15	0.00	-
86	OHX	5	4121	-	0,6,6	0.00	-	0,15,15	0.00	-
86	OHX	5	4122	-	0,6,6	0.00	-	0,15,15	0.00	-
86	OHX	5	4123	-	0,6,6	0.00	-	0,15,15	0.00	-
86	OHX	5	4124	-	0,6,6	0.00	-	0,15,15	0.00	-
86	OHX	5	4125	-	0,6,6	0.00	-	0,15,15	0.00	-
86	OHX	5	4126	-	0,6,6	0.00	-	0,15,15	0.00	-
86	OHX	5	4127	-	0,6,6	0.00	-	0,15,15	0.00	-
86	OHX	5	4128	-	0,6,6	0.00	-	0,15,15	0.00	-
86	OHX	5	4129	-	0,6,6	0.00	-	0,15,15	0.00	-
86	OHX	5	4130	-	0,6,6	0.00	-	0,15,15	0.00	-
86	OHX	5	4131	-	0,6,6	0.00	-	0,15,15	0.00	-
86	OHX	5	4132	-	0,6,6	0.00	-	0,15,15	0.00	-
86	OHX	5	4133	-	0,6,6	0.00	-	0,15,15	0.00	-
86	OHX	5	4134	-	0,6,6	0.00	-	0,15,15	0.00	-
86	OHX	5	4135	-	0,6,6	0.00	-	0,15,15	0.00	-
86	OHX	5	4136	-	0,6,6	0.00	-	0,15,15	0.00	-
86	OHX	5	4137	-	0,6,6	0.00	-	0,15,15	0.00	-
86	OHX	5	4138	-	0,6,6	0.00	-	0,15,15	0.00	-
86	OHX	5	4139	-	0,6,6	0.00	-	0,15,15	0.00	-
86	OHX	5	4140	-	0,6,6	0.00	-	0,15,15	0.00	-
86	OHX	5	4141	-	0,6,6	0.00	-	0,15,15	0.00	-
86	OHX	5	4142	-	0,6,6	0.00	-	0,15,15	0.00	-
86	OHX	5	4143	-	0,6,6	0.00	-	0,15,15	0.00	-
86	OHX	5	4144	-	0,6,6	0.00	-	0,15,15	0.00	-
86	OHX	5	4145	-	0,6,6	0.00	-	0,15,15	0.00	-
86	OHX	5	4146	-	0,6,6	0.00	-	0,15,15	0.00	-
86	OHX	5	4147	-	0,6,6	0.00	-	0,15,15	0.00	-
86	OHX	5	4148	-	0,6,6	0.00	-	0,15,15	0.00	-
86	OHX	5	4149	-	0,6,6	0.00	-	0,15,15	0.00	-

Mol	Type	Chain	Res	Link	Bond lengths			Bond angles		
					Counts	RMSZ	# Z > 2	Counts	RMSZ	# Z > 2
86	OHX	5	4150	-	0,6,6	0.00	-	0,15,15	0.00	-
86	OHX	5	4151	-	0,6,6	0.00	-	0,15,15	0.00	-
86	OHX	5	4152	-	0,6,6	0.00	-	0,15,15	0.00	-
86	OHX	5	4153	-	0,6,6	0.00	-	0,15,15	0.00	-
86	OHX	5	4154	-	0,6,6	0.00	-	0,15,15	0.00	-
86	OHX	5	4155	-	0,6,6	0.00	-	0,15,15	0.00	-
86	OHX	5	4156	-	0,6,6	0.00	-	0,15,15	0.00	-
86	OHX	5	4157	-	0,6,6	0.00	-	0,15,15	0.00	-
86	OHX	5	4158	-	0,6,6	0.00	-	0,15,15	0.00	-
86	OHX	5	4159	-	0,6,6	0.00	-	0,15,15	0.00	-
86	OHX	5	4160	-	0,6,6	0.00	-	0,15,15	0.00	-
86	OHX	5	4161	-	0,6,6	0.00	-	0,15,15	0.00	-
86	OHX	5	4162	-	0,6,6	0.00	-	0,15,15	0.00	-
86	OHX	5	4163	-	0,6,6	0.00	-	0,15,15	0.00	-
86	OHX	5	4164	-	0,6,6	0.00	-	0,15,15	0.00	-
86	OHX	5	4165	-	0,6,6	0.00	-	0,15,15	0.00	-
86	OHX	5	4166	-	0,6,6	0.00	-	0,15,15	0.00	-
86	OHX	5	4167	-	0,6,6	0.00	-	0,15,15	0.00	-
86	OHX	5	4168	-	0,6,6	0.00	-	0,15,15	0.00	-
86	OHX	5	4169	-	0,6,6	0.00	-	0,15,15	0.00	-
86	OHX	5	4170	-	0,6,6	0.00	-	0,15,15	0.00	-
86	OHX	5	4171	-	0,6,6	0.00	-	0,15,15	0.00	-
86	OHX	5	4172	-	0,6,6	0.00	-	0,15,15	0.00	-
86	OHX	5	4173	-	0,6,6	0.00	-	0,15,15	0.00	-
86	OHX	5	4174	-	0,6,6	0.00	-	0,15,15	0.00	-
86	OHX	5	4175	-	0,6,6	0.00	-	0,15,15	0.00	-
86	OHX	5	4176	-	0,6,6	0.00	-	0,15,15	0.00	-
86	OHX	5	4177	-	0,6,6	0.00	-	0,15,15	0.00	-
86	OHX	5	4178	-	0,6,6	0.00	-	0,15,15	0.00	-
86	OHX	5	4179	-	0,6,6	0.00	-	0,15,15	0.00	-
86	OHX	5	4180	-	0,6,6	0.00	-	0,15,15	0.00	-
86	OHX	5	4181	-	0,6,6	0.00	-	0,15,15	0.00	-
86	OHX	5	4182	-	0,6,6	0.00	-	0,15,15	0.00	-
86	OHX	5	4183	-	0,6,6	0.00	-	0,15,15	0.00	-
86	OHX	5	4184	-	0,6,6	0.00	-	0,15,15	0.00	-
86	OHX	5	4185	-	0,6,6	0.00	-	0,15,15	0.00	-
86	OHX	5	4186	-	0,6,6	0.00	-	0,15,15	0.00	-
86	OHX	5	4187	-	0,6,6	0.00	-	0,15,15	0.00	-
86	OHX	5	4188	-	0,6,6	0.00	-	0,15,15	0.00	-
86	OHX	5	4189	-	0,6,6	0.00	-	0,15,15	0.00	-
86	OHX	5	4190	-	0,6,6	0.00	-	0,15,15	0.00	-
86	OHX	5	4191	-	0,6,6	0.00	-	0,15,15	0.00	-
86	OHX	5	4192	-	0,6,6	0.00	-	0,15,15	0.00	-

Mol	Type	Chain	Res	Link	Bond lengths			Bond angles		
					Counts	RMSZ	# Z > 2	Counts	RMSZ	# Z > 2
86	OHX	5	4193	-	0,6,6	0.00	-	0,15,15	0.00	-
86	OHX	5	4194	-	0,6,6	0.00	-	0,15,15	0.00	-
86	OHX	5	4195	-	0,6,6	0.00	-	0,15,15	0.00	-
86	OHX	5	4196	-	0,6,6	0.00	-	0,15,15	0.00	-
86	OHX	5	4197	-	0,6,6	0.00	-	0,15,15	0.00	-
86	OHX	5	4198	-	0,6,6	0.00	-	0,15,15	0.00	-
86	OHX	5	4199	-	0,6,6	0.00	-	0,15,15	0.00	-
86	OHX	5	4200	-	0,6,6	0.00	-	0,15,15	0.00	-
86	OHX	5	4201	-	0,6,6	0.00	-	0,15,15	0.00	-
86	OHX	5	4202	-	0,6,6	0.00	-	0,15,15	0.00	-
86	OHX	5	4203	-	0,6,6	0.00	-	0,15,15	0.00	-
86	OHX	5	4204	-	0,6,6	0.00	-	0,15,15	0.00	-
86	OHX	5	4205	-	0,6,6	0.00	-	0,15,15	0.00	-
86	OHX	5	4206	-	0,6,6	0.00	-	0,15,15	0.00	-
86	OHX	5	4207	-	0,6,6	0.00	-	0,15,15	0.00	-
86	OHX	5	4208	-	0,6,6	0.00	-	0,15,15	0.00	-
86	OHX	5	4209	-	0,6,6	0.00	-	0,15,15	0.00	-
86	OHX	5	4210	-	0,6,6	0.00	-	0,15,15	0.00	-
86	OHX	5	4211	-	0,6,6	0.00	-	0,15,15	0.00	-
86	OHX	5	4212	-	0,6,6	0.00	-	0,15,15	0.00	-
86	OHX	5	4213	-	0,6,6	0.00	-	0,15,15	0.00	-
86	OHX	5	4214	-	0,6,6	0.00	-	0,15,15	0.00	-
86	OHX	5	4215	-	0,6,6	0.00	-	0,15,15	0.00	-
86	OHX	5	4216	-	0,6,6	0.00	-	0,15,15	0.00	-
86	OHX	5	4217	-	0,6,6	0.00	-	0,15,15	0.00	-
86	OHX	5	4218	-	0,6,6	0.00	-	0,15,15	0.00	-
86	OHX	5	4219	-	0,6,6	0.00	-	0,15,15	0.00	-
86	OHX	5	4220	-	0,6,6	0.00	-	0,15,15	0.00	-
86	OHX	5	4221	-	0,6,6	0.00	-	0,15,15	0.00	-
86	OHX	5	4222	-	0,6,6	0.00	-	0,15,15	0.00	-
86	OHX	5	4223	-	0,6,6	0.00	-	0,15,15	0.00	-
86	OHX	5	4224	-	0,6,6	0.00	-	0,15,15	0.00	-
86	OHX	5	4225	-	0,6,6	0.00	-	0,15,15	0.00	-
86	OHX	5	4226	-	0,6,6	0.00	-	0,15,15	0.00	-
86	OHX	5	4227	-	0,6,6	0.00	-	0,15,15	0.00	-
86	OHX	5	4228	-	0,6,6	0.00	-	0,15,15	0.00	-
86	OHX	5	4229	-	0,6,6	0.00	-	0,15,15	0.00	-
86	OHX	5	4230	-	0,6,6	0.00	-	0,15,15	0.00	-
86	OHX	5	4231	-	0,6,6	0.00	-	0,15,15	0.00	-
86	OHX	5	4232	-	0,6,6	0.00	-	0,15,15	0.00	-
86	OHX	5	4233	-	0,6,6	0.00	-	0,15,15	0.00	-
86	OHX	5	4234	-	0,6,6	0.00	-	0,15,15	0.00	-
86	OHX	5	4235	-	0,6,6	0.00	-	0,15,15	0.00	-

Mol	Type	Chain	Res	Link	Bond lengths			Bond angles		
					Counts	RMSZ	$\# Z > 2$	Counts	RMSZ	$\# Z > 2$
86	OHX	5	4236	-	0,6,6	0.00	-	0,15,15	0.00	-
86	OHX	5	4237	-	0,6,6	0.00	-	0,15,15	0.00	-
86	OHX	5	4238	-	0,6,6	0.00	-	0,15,15	0.00	-
86	OHX	5	4239	-	0,6,6	0.00	-	0,15,15	0.00	-
86	OHX	5	4240	-	0,6,6	0.00	-	0,15,15	0.00	-
86	OHX	5	4241	-	0,6,6	0.00	-	0,15,15	0.00	-
86	OHX	5	4242	-	0,6,6	0.00	-	0,15,15	0.00	-
86	OHX	5	4243	-	0,6,6	0.00	-	0,15,15	0.00	-
86	OHX	5	4244	-	0,6,6	0.00	-	0,15,15	0.00	-
86	OHX	5	4245	-	0,6,6	0.00	-	0,15,15	0.00	-
86	OHX	5	4246	-	0,6,6	0.00	-	0,15,15	0.00	-
86	OHX	5	4247	-	0,6,6	0.00	-	0,15,15	0.00	-
88	BLS	5	4248	-	23,31,31	1.44	2 (8%)	19,43,43	0.73	0
86	OHX	6	2046	-	0,6,6	0.00	-	0,15,15	0.00	-
86	OHX	6	2047	-	0,6,6	0.00	-	0,15,15	0.00	-
86	OHX	6	2048	-	0,6,6	0.00	-	0,15,15	0.00	-
86	OHX	6	2049	-	0,6,6	0.00	-	0,15,15	0.00	-
86	OHX	6	2050	-	0,6,6	0.00	-	0,15,15	0.00	-
86	OHX	6	2051	-	0,6,6	0.00	-	0,15,15	0.00	-
86	OHX	6	2052	-	0,6,6	0.00	-	0,15,15	0.00	-
86	OHX	6	2053	-	0,6,6	0.00	-	0,15,15	0.00	-
86	OHX	6	2054	-	0,6,6	0.00	-	0,15,15	0.00	-
86	OHX	6	2055	-	0,6,6	0.00	-	0,15,15	0.00	-
86	OHX	6	2056	-	0,6,6	0.00	-	0,15,15	0.00	-
86	OHX	6	2057	-	0,6,6	0.00	-	0,15,15	0.00	-
86	OHX	6	2058	-	0,6,6	0.00	-	0,15,15	0.00	-
86	OHX	6	2059	-	0,6,6	0.00	-	0,15,15	0.00	-
86	OHX	6	2060	-	0,6,6	0.00	-	0,15,15	0.00	-
86	OHX	6	2061	-	0,6,6	0.00	-	0,15,15	0.00	-
86	OHX	6	2062	-	0,6,6	0.00	-	0,15,15	0.00	-
86	OHX	6	2063	-	0,6,6	0.00	-	0,15,15	0.00	-
86	OHX	6	2064	-	0,6,6	0.00	-	0,15,15	0.00	-
86	OHX	6	2065	-	0,6,6	0.00	-	0,15,15	0.00	-
86	OHX	6	2066	-	0,6,6	0.00	-	0,15,15	0.00	-
86	OHX	6	2067	-	0,6,6	0.00	-	0,15,15	0.00	-
86	OHX	6	2068	-	0,6,6	0.00	-	0,15,15	0.00	-
86	OHX	6	2069	-	0,6,6	0.00	-	0,15,15	0.00	-
86	OHX	6	2070	-	0,6,6	0.00	-	0,15,15	0.00	-
86	OHX	6	2071	-	0,6,6	0.00	-	0,15,15	0.00	-
86	OHX	6	2072	-	0,6,6	0.00	-	0,15,15	0.00	-
86	OHX	6	2073	-	0,6,6	0.00	-	0,15,15	0.00	-
86	OHX	6	2074	-	0,6,6	0.00	-	0,15,15	0.00	-
86	OHX	6	2075	-	0,6,6	0.00	-	0,15,15	0.00	-

Mol	Type	Chain	Res	Link	Bond lengths			Bond angles		
					Counts	RMSZ	# Z > 2	Counts	RMSZ	# Z > 2
86	OHX	6	2076	-	0,6,6	0.00	-	0,15,15	0.00	-
86	OHX	6	2077	-	0,6,6	0.00	-	0,15,15	0.00	-
86	OHX	6	2078	-	0,6,6	0.00	-	0,15,15	0.00	-
86	OHX	6	2079	-	0,6,6	0.00	-	0,15,15	0.00	-
86	OHX	6	2080	-	0,6,6	0.00	-	0,15,15	0.00	-
86	OHX	6	2081	-	0,6,6	0.00	-	0,15,15	0.00	-
86	OHX	6	2082	-	0,6,6	0.00	-	0,15,15	0.00	-
86	OHX	6	2083	-	0,6,6	0.00	-	0,15,15	0.00	-
86	OHX	6	2084	-	0,6,6	0.00	-	0,15,15	0.00	-
86	OHX	6	2085	-	0,6,6	0.00	-	0,15,15	0.00	-
86	OHX	6	2086	-	0,6,6	0.00	-	0,15,15	0.00	-
86	OHX	6	2087	-	0,6,6	0.00	-	0,15,15	0.00	-
86	OHX	6	2088	-	0,6,6	0.00	-	0,15,15	0.00	-
86	OHX	6	2089	-	0,6,6	0.00	-	0,15,15	0.00	-
86	OHX	6	2090	-	0,6,6	0.00	-	0,15,15	0.00	-
86	OHX	6	2091	-	0,6,6	0.00	-	0,15,15	0.00	-
86	OHX	6	2092	-	0,6,6	0.00	-	0,15,15	0.00	-
86	OHX	6	2093	-	0,6,6	0.00	-	0,15,15	0.00	-
86	OHX	6	2094	-	0,6,6	0.00	-	0,15,15	0.00	-
86	OHX	6	2095	-	0,6,6	0.00	-	0,15,15	0.00	-
86	OHX	6	2096	-	0,6,6	0.00	-	0,15,15	0.00	-
86	OHX	6	2097	-	0,6,6	0.00	-	0,15,15	0.00	-
86	OHX	6	2098	-	0,6,6	0.00	-	0,15,15	0.00	-
86	OHX	6	2099	-	0,6,6	0.00	-	0,15,15	0.00	-
86	OHX	6	2100	-	0,6,6	0.00	-	0,15,15	0.00	-
86	OHX	6	2101	-	0,6,6	0.00	-	0,15,15	0.00	-
86	OHX	6	2102	-	0,6,6	0.00	-	0,15,15	0.00	-
86	OHX	6	2103	-	0,6,6	0.00	-	0,15,15	0.00	-
86	OHX	6	2104	-	0,6,6	0.00	-	0,15,15	0.00	-
86	OHX	6	2105	-	0,6,6	0.00	-	0,15,15	0.00	-
86	OHX	6	2106	-	0,6,6	0.00	-	0,15,15	0.00	-
86	OHX	6	2107	-	0,6,6	0.00	-	0,15,15	0.00	-
86	OHX	6	2108	-	0,6,6	0.00	-	0,15,15	0.00	-
86	OHX	6	2109	-	0,6,6	0.00	-	0,15,15	0.00	-
86	OHX	6	2110	-	0,6,6	0.00	-	0,15,15	0.00	-
86	OHX	6	2111	-	0,6,6	0.00	-	0,15,15	0.00	-
86	OHX	6	2112	-	0,6,6	0.00	-	0,15,15	0.00	-
86	OHX	6	2113	-	0,6,6	0.00	-	0,15,15	0.00	-
86	OHX	6	2114	-	0,6,6	0.00	-	0,15,15	0.00	-
86	OHX	6	2115	-	0,6,6	0.00	-	0,15,15	0.00	-
86	OHX	6	2116	-	0,6,6	0.00	-	0,15,15	0.00	-
86	OHX	6	2117	-	0,6,6	0.00	-	0,15,15	0.00	-
86	OHX	6	2118	-	0,6,6	0.00	-	0,15,15	0.00	-

Mol	Type	Chain	Res	Link	Bond lengths			Bond angles		
					Counts	RMSZ	# Z > 2	Counts	RMSZ	# Z > 2
86	OHX	6	2119	-	0,6,6	0.00	-	0,15,15	0.00	-
86	OHX	6	2120	-	0,6,6	0.00	-	0,15,15	0.00	-
86	OHX	6	2121	-	0,6,6	0.00	-	0,15,15	0.00	-
86	OHX	6	2122	-	0,6,6	0.00	-	0,15,15	0.00	-
86	OHX	6	2123	-	0,6,6	0.00	-	0,15,15	0.00	-
86	OHX	6	2124	-	0,6,6	0.00	-	0,15,15	0.00	-
86	OHX	6	2125	-	0,6,6	0.00	-	0,15,15	0.00	-
86	OHX	6	2126	-	0,6,6	0.00	-	0,15,15	0.00	-
86	OHX	6	2127	-	0,6,6	0.00	-	0,15,15	0.00	-
86	OHX	6	2128	-	0,6,6	0.00	-	0,15,15	0.00	-
86	OHX	6	2129	-	0,6,6	0.00	-	0,15,15	0.00	-
86	OHX	6	2130	-	0,6,6	0.00	-	0,15,15	0.00	-
86	OHX	6	2131	-	0,6,6	0.00	-	0,15,15	0.00	-
86	OHX	6	2132	-	0,6,6	0.00	-	0,15,15	0.00	-
86	OHX	6	2133	-	0,6,6	0.00	-	0,15,15	0.00	-
86	OHX	6	2134	-	0,6,6	0.00	-	0,15,15	0.00	-
86	OHX	6	2135	-	0,6,6	0.00	-	0,15,15	0.00	-
86	OHX	6	2136	-	0,6,6	0.00	-	0,15,15	0.00	-
86	OHX	6	2137	-	0,6,6	0.00	-	0,15,15	0.00	-
86	OHX	6	2138	-	0,6,6	0.00	-	0,15,15	0.00	-
86	OHX	6	2139	-	0,6,6	0.00	-	0,15,15	0.00	-
86	OHX	6	2140	-	0,6,6	0.00	-	0,15,15	0.00	-
86	OHX	6	2141	-	0,6,6	0.00	-	0,15,15	0.00	-
86	OHX	6	2142	-	0,6,6	0.00	-	0,15,15	0.00	-
86	OHX	6	2143	-	0,6,6	0.00	-	0,15,15	0.00	-
86	OHX	6	2144	-	0,6,6	0.00	-	0,15,15	0.00	-
86	OHX	6	2145	-	0,6,6	0.00	-	0,15,15	0.00	-
86	OHX	6	2146	-	0,6,6	0.00	-	0,15,15	0.00	-
86	OHX	6	2147	-	0,6,6	0.00	-	0,15,15	0.00	-
86	OHX	6	2148	-	0,6,6	0.00	-	0,15,15	0.00	-
86	OHX	6	2149	-	0,6,6	0.00	-	0,15,15	0.00	-
86	OHX	6	2150	-	0,6,6	0.00	-	0,15,15	0.00	-
86	OHX	6	2151	-	0,6,6	0.00	-	0,15,15	0.00	-
86	OHX	6	2152	-	0,6,6	0.00	-	0,15,15	0.00	-
86	OHX	6	2153	-	0,6,6	0.00	-	0,15,15	0.00	-
86	OHX	6	2154	-	0,6,6	0.00	-	0,15,15	0.00	-
86	OHX	6	2155	-	0,6,6	0.00	-	0,15,15	0.00	-
86	OHX	6	2156	-	0,6,6	0.00	-	0,15,15	0.00	-
86	OHX	6	2157	-	0,6,6	0.00	-	0,15,15	0.00	-
86	OHX	6	2158	-	0,6,6	0.00	-	0,15,15	0.00	-
86	OHX	6	2159	-	0,6,6	0.00	-	0,15,15	0.00	-
86	OHX	6	2160	-	0,6,6	0.00	-	0,15,15	0.00	-
86	OHX	6	2161	-	0,6,6	0.00	-	0,15,15	0.00	-

Mol	Type	Chain	Res	Link	Bond lengths			Bond angles		
					Counts	RMSZ	# Z > 2	Counts	RMSZ	# Z > 2
86	OHX	6	2162	-	0,6,6	0.00	-	0,15,15	0.00	-
86	OHX	6	2163	-	0,6,6	0.00	-	0,15,15	0.00	-
86	OHX	6	2164	-	0,6,6	0.00	-	0,15,15	0.00	-
86	OHX	6	2165	-	0,6,6	0.00	-	0,15,15	0.00	-
86	OHX	6	2166	-	0,6,6	0.00	-	0,15,15	0.00	-
86	OHX	6	2167	-	0,6,6	0.00	-	0,15,15	0.00	-
86	OHX	6	2168	-	0,6,6	0.00	-	0,15,15	0.00	-
86	OHX	6	2169	-	0,6,6	0.00	-	0,15,15	0.00	-
86	OHX	6	2170	-	0,6,6	0.00	-	0,15,15	0.00	-
86	OHX	6	2171	-	0,6,6	0.00	-	0,15,15	0.00	-
86	OHX	6	2172	-	0,6,6	0.00	-	0,15,15	0.00	-
86	OHX	6	2173	-	0,6,6	0.00	-	0,15,15	0.00	-
86	OHX	6	2174	-	0,6,6	0.00	-	0,15,15	0.00	-
86	OHX	6	2175	-	0,6,6	0.00	-	0,15,15	0.00	-
86	OHX	6	2176	-	0,6,6	0.00	-	0,15,15	0.00	-
86	OHX	6	2177	-	0,6,6	0.00	-	0,15,15	0.00	-
86	OHX	6	2178	-	0,6,6	0.00	-	0,15,15	0.00	-
86	OHX	6	2179	-	0,6,6	0.00	-	0,15,15	0.00	-
86	OHX	6	2180	-	0,6,6	0.00	-	0,15,15	0.00	-
86	OHX	6	2181	-	0,6,6	0.00	-	0,15,15	0.00	-
86	OHX	6	2182	-	0,6,6	0.00	-	0,15,15	0.00	-
86	OHX	6	2183	-	0,6,6	0.00	-	0,15,15	0.00	-
86	OHX	6	2184	-	0,6,6	0.00	-	0,15,15	0.00	-
86	OHX	6	2185	-	0,6,6	0.00	-	0,15,15	0.00	-
86	OHX	6	2186	-	0,6,6	0.00	-	0,15,15	0.00	-
86	OHX	6	2187	-	0,6,6	0.00	-	0,15,15	0.00	-
86	OHX	6	2188	-	0,6,6	0.00	-	0,15,15	0.00	-
86	OHX	6	2189	-	0,6,6	0.00	-	0,15,15	0.00	-
86	OHX	6	2190	-	0,6,6	0.00	-	0,15,15	0.00	-
86	OHX	6	2191	-	0,6,6	0.00	-	0,15,15	0.00	-
86	OHX	6	2192	-	0,6,6	0.00	-	0,15,15	0.00	-
86	OHX	6	2193	-	0,6,6	0.00	-	0,15,15	0.00	-
86	OHX	6	2194	-	0,6,6	0.00	-	0,15,15	0.00	-
86	OHX	6	2195	-	0,6,6	0.00	-	0,15,15	0.00	-
86	OHX	6	2196	-	0,6,6	0.00	-	0,15,15	0.00	-
86	OHX	6	2197	-	0,6,6	0.00	-	0,15,15	0.00	-
86	OHX	6	2198	-	0,6,6	0.00	-	0,15,15	0.00	-
86	OHX	6	2199	-	0,6,6	0.00	-	0,15,15	0.00	-
86	OHX	6	2200	-	0,6,6	0.00	-	0,15,15	0.00	-
86	OHX	6	2201	-	0,6,6	0.00	-	0,15,15	0.00	-
86	OHX	6	2202	-	0,6,6	0.00	-	0,15,15	0.00	-
86	OHX	6	2203	-	0,6,6	0.00	-	0,15,15	0.00	-
86	OHX	6	2204	-	0,6,6	0.00	-	0,15,15	0.00	-

Mol	Type	Chain	Res	Link	Bond lengths			Bond angles		
					Counts	RMSZ	# Z > 2	Counts	RMSZ	# Z > 2
86	OHX	7	218	-	0,6,6	0.00	-	0,15,15	0.00	-
86	OHX	7	219	-	0,6,6	0.00	-	0,15,15	0.00	-
86	OHX	7	220	-	0,6,6	0.00	-	0,15,15	0.00	-
86	OHX	7	221	-	0,6,6	0.00	-	0,15,15	0.00	-
86	OHX	7	222	-	0,6,6	0.00	-	0,15,15	0.00	-
86	OHX	7	223	-	0,6,6	0.00	-	0,15,15	0.00	-
86	OHX	7	224	-	0,6,6	0.00	-	0,15,15	0.00	-
86	OHX	7	225	-	0,6,6	0.00	-	0,15,15	0.00	-
86	OHX	7	226	-	0,6,6	0.00	-	0,15,15	0.00	-
86	OHX	7	227	-	0,6,6	0.00	-	0,15,15	0.00	-
86	OHX	7	228	-	0,6,6	0.00	-	0,15,15	0.00	-
86	OHX	7	229	-	0,6,6	0.00	-	0,15,15	0.00	-
86	OHX	8	215	-	0,6,6	0.00	-	0,15,15	0.00	-
86	OHX	8	216	-	0,6,6	0.00	-	0,15,15	0.00	-
86	OHX	8	217	-	0,6,6	0.00	-	0,15,15	0.00	-
86	OHX	8	218	-	0,6,6	0.00	-	0,15,15	0.00	-
86	OHX	8	219	-	0,6,6	0.00	-	0,15,15	0.00	-
86	OHX	8	220	-	0,6,6	0.00	-	0,15,15	0.00	-
86	OHX	8	221	-	0,6,6	0.00	-	0,15,15	0.00	-
86	OHX	8	222	-	0,6,6	0.00	-	0,15,15	0.00	-
86	OHX	8	223	-	0,6,6	0.00	-	0,15,15	0.00	-
86	OHX	8	224	-	0,6,6	0.00	-	0,15,15	0.00	-
86	OHX	8	225	-	0,6,6	0.00	-	0,15,15	0.00	-
86	OHX	8	226	-	0,6,6	0.00	-	0,15,15	0.00	-
86	OHX	8	227	-	0,6,6	0.00	-	0,15,15	0.00	-
86	OHX	8	228	-	0,6,6	0.00	-	0,15,15	0.00	-
86	OHX	8	229	-	0,6,6	0.00	-	0,15,15	0.00	-
86	OHX	C3	201	-	0,6,6	0.00	-	0,15,15	0.00	-
86	OHX	C5	201	-	0,6,6	0.00	-	0,15,15	0.00	-
86	OHX	C8	201	-	0,6,6	0.00	-	0,15,15	0.00	-
86	OHX	D3	202	-	0,6,6	0.00	-	0,15,15	0.00	-
86	OHX	D9	102	-	0,6,6	0.00	-	0,15,15	0.00	-
86	OHX	L3	405	-	0,6,6	0.00	-	0,15,15	0.00	-
86	OHX	L3	406	-	0,6,6	0.00	-	0,15,15	0.00	-
86	OHX	L4	404	-	0,6,6	0.00	-	0,15,15	0.00	-
86	OHX	M0	304	-	0,6,6	0.00	-	0,15,15	0.00	-
86	OHX	M5	303	-	0,6,6	0.00	-	0,15,15	0.00	-
86	OHX	M7	206	-	0,6,6	0.00	-	0,15,15	0.00	-
86	OHX	M7	207	-	0,6,6	0.00	-	0,15,15	0.00	-
86	OHX	M9	202	-	0,6,6	0.00	-	0,15,15	0.00	-
86	OHX	N9	101	-	0,6,6	0.00	-	0,15,15	0.00	-
86	OHX	O1	202	-	0,6,6	0.00	-	0,15,15	0.00	-
86	OHX	O3	201	-	0,6,6	0.00	-	0,15,15	0.00	-

Mol	Type	Chain	Res	Link	Bond lengths			Bond angles		
					Counts	RMSZ	# Z > 2	Counts	RMSZ	# Z > 2
86	OHX	O7	104	-	0,6,6	0.00	-	0,15,15	0.00	-
86	OHX	O7	105	-	0,6,6	0.00	-	0,15,15	0.00	-
86	OHX	Q2	503	-	0,6,6	0.00	-	0,15,15	0.00	-
86	OHX	S8	302	-	0,6,6	0.00	-	0,15,15	0.00	-
86	OHX	SR	401	-	0,6,6	0.00	-	0,15,15	0.00	-
86	OHX	c3	201	-	0,6,6	0.00	-	0,15,15	0.00	-
86	OHX	c5	201	-	0,6,6	0.00	-	0,15,15	0.00	-
86	OHX	c8	202	-	0,6,6	0.00	-	0,15,15	0.00	-
86	OHX	d4	201	-	0,6,6	0.00	-	0,15,15	0.00	-
86	OHX	d9	102	-	0,6,6	0.00	-	0,15,15	0.00	-
86	OHX	l3	404	-	0,6,6	0.00	-	0,15,15	0.00	-
86	OHX	l3	405	-	0,6,6	0.00	-	0,15,15	0.00	-
86	OHX	l4	402	-	0,6,6	0.00	-	0,15,15	0.00	-
86	OHX	l4	403	-	0,6,6	0.00	-	0,15,15	0.00	-
86	OHX	l5	304	-	0,6,6	0.00	-	0,15,15	0.00	-
86	OHX	l5	305	-	0,6,6	0.00	-	0,15,15	0.00	-
86	OHX	l5	306	-	0,6,6	0.00	-	0,15,15	0.00	-
86	OHX	l9	202	-	0,6,6	0.00	-	0,15,15	0.00	-
86	OHX	m0	302	-	0,6,6	0.00	-	0,15,15	0.00	-
86	OHX	m0	303	-	0,6,6	0.00	-	0,15,15	0.00	-
86	OHX	m1	202	-	0,6,6	0.00	-	0,15,15	0.00	-
86	OHX	m4	202	-	0,6,6	0.00	-	0,15,15	0.00	-
86	OHX	m5	306	-	0,6,6	0.00	-	0,15,15	0.00	-
86	OHX	m6	203	-	0,6,6	0.00	-	0,15,15	0.00	-
86	OHX	m7	207	-	0,6,6	0.00	-	0,15,15	0.00	-
86	OHX	n1	201	-	0,6,6	0.00	-	0,15,15	0.00	-
86	OHX	n3	202	-	0,6,6	0.00	-	0,15,15	0.00	-
86	OHX	n9	103	-	0,6,6	0.00	-	0,15,15	0.00	-
86	OHX	o3	203	-	0,6,6	0.00	-	0,15,15	0.00	-
86	OHX	o7	103	-	0,6,6	0.00	-	0,15,15	0.00	-
86	OHX	q2	502	-	0,6,6	0.00	-	0,15,15	0.00	-
86	OHX	s1	302	-	0,6,6	0.00	-	0,15,15	0.00	-
86	OHX	s1	303	-	0,6,6	0.00	-	0,15,15	0.00	-
86	OHX	s4	301	-	0,6,6	0.00	-	0,15,15	0.00	-
86	OHX	s8	302	-	0,6,6	0.00	-	0,15,15	0.00	-
86	OHX	s9	201	-	0,6,6	0.00	-	0,15,15	0.00	-
86	OHX	sR	401	-	0,6,6	0.00	-	0,15,15	0.00	-

In the following table, the Chirals column lists the number of chiral outliers, the number of chiral centers analysed, the number of these observed in the model and the number defined in the chemical component dictionary. Similar counts are reported in the Torsion and Rings columns. '-' means no outliers of that kind were identified.

Mol	Type	Chain	Res	Link	Chirals	Torsions	Rings
86	OHX	1	3857	-	-	0/0/0/0	0/0/0/0
86	OHX	1	3858	-	-	0/0/0/0	0/0/0/0
86	OHX	1	3859	-	-	0/0/0/0	0/0/0/0
86	OHX	1	3860	-	-	0/0/0/0	0/0/0/0
86	OHX	1	3861	-	-	0/0/0/0	0/0/0/0
86	OHX	1	3862	-	-	0/0/0/0	0/0/0/0
86	OHX	1	3863	-	-	0/0/0/0	0/0/0/0
86	OHX	1	3864	-	-	0/0/0/0	0/0/0/0
86	OHX	1	3865	-	-	0/0/0/0	0/0/0/0
86	OHX	1	3866	-	-	0/0/0/0	0/0/0/0
86	OHX	1	3867	-	-	0/0/0/0	0/0/0/0
86	OHX	1	3868	-	-	0/0/0/0	0/0/0/0
86	OHX	1	3869	-	-	0/0/0/0	0/0/0/0
86	OHX	1	3870	-	-	0/0/0/0	0/0/0/0
86	OHX	1	3871	-	-	0/0/0/0	0/0/0/0
86	OHX	1	3872	-	-	0/0/0/0	0/0/0/0
86	OHX	1	3873	-	-	0/0/0/0	0/0/0/0
86	OHX	1	3874	-	-	0/0/0/0	0/0/0/0
86	OHX	1	3875	-	-	0/0/0/0	0/0/0/0
86	OHX	1	3876	-	-	0/0/0/0	0/0/0/0
86	OHX	1	3877	-	-	0/0/0/0	0/0/0/0
86	OHX	1	3878	-	-	0/0/0/0	0/0/0/0
86	OHX	1	3879	-	-	0/0/0/0	0/0/0/0
86	OHX	1	3880	-	-	0/0/0/0	0/0/0/0
86	OHX	1	3881	-	-	0/0/0/0	0/0/0/0
86	OHX	1	3882	-	-	0/0/0/0	0/0/0/0
86	OHX	1	3883	-	-	0/0/0/0	0/0/0/0
86	OHX	1	3884	-	-	0/0/0/0	0/0/0/0
86	OHX	1	3885	-	-	0/0/0/0	0/0/0/0
86	OHX	1	3886	-	-	0/0/0/0	0/0/0/0
86	OHX	1	3887	-	-	0/0/0/0	0/0/0/0
86	OHX	1	3888	-	-	0/0/0/0	0/0/0/0
86	OHX	1	3889	-	-	0/0/0/0	0/0/0/0
86	OHX	1	3890	-	-	0/0/0/0	0/0/0/0
86	OHX	1	3891	-	-	0/0/0/0	0/0/0/0
86	OHX	1	3892	-	-	0/0/0/0	0/0/0/0
86	OHX	1	3893	-	-	0/0/0/0	0/0/0/0
86	OHX	1	3894	-	-	0/0/0/0	0/0/0/0
86	OHX	1	3895	-	-	0/0/0/0	0/0/0/0
86	OHX	1	3896	-	-	0/0/0/0	0/0/0/0
86	OHX	1	3897	-	-	0/0/0/0	0/0/0/0
86	OHX	1	3898	-	-	0/0/0/0	0/0/0/0
86	OHX	1	3899	-	-	0/0/0/0	0/0/0/0

Continued on next page...

Continued from previous page...

Mol	Type	Chain	Res	Link	Chirals	Torsions	Rings
86	OHX	1	3900	-	-	0/0/0/0	0/0/0/0
86	OHX	1	3901	-	-	0/0/0/0	0/0/0/0
86	OHX	1	3902	-	-	0/0/0/0	0/0/0/0
86	OHX	1	3903	-	-	0/0/0/0	0/0/0/0
86	OHX	1	3904	-	-	0/0/0/0	0/0/0/0
86	OHX	1	3905	-	-	0/0/0/0	0/0/0/0
86	OHX	1	3906	-	-	0/0/0/0	0/0/0/0
86	OHX	1	3907	-	-	0/0/0/0	0/0/0/0
86	OHX	1	3908	-	-	0/0/0/0	0/0/0/0
86	OHX	1	3909	-	-	0/0/0/0	0/0/0/0
86	OHX	1	3910	-	-	0/0/0/0	0/0/0/0
86	OHX	1	3911	-	-	0/0/0/0	0/0/0/0
86	OHX	1	3912	-	-	0/0/0/0	0/0/0/0
86	OHX	1	3913	-	-	0/0/0/0	0/0/0/0
86	OHX	1	3914	-	-	0/0/0/0	0/0/0/0
86	OHX	1	3915	-	-	0/0/0/0	0/0/0/0
86	OHX	1	3916	-	-	0/0/0/0	0/0/0/0
86	OHX	1	3917	-	-	0/0/0/0	0/0/0/0
86	OHX	1	3918	-	-	0/0/0/0	0/0/0/0
86	OHX	1	3919	-	-	0/0/0/0	0/0/0/0
86	OHX	1	3920	-	-	0/0/0/0	0/0/0/0
86	OHX	1	3921	-	-	0/0/0/0	0/0/0/0
86	OHX	1	3922	-	-	0/0/0/0	0/0/0/0
86	OHX	1	3923	-	-	0/0/0/0	0/0/0/0
86	OHX	1	3924	-	-	0/0/0/0	0/0/0/0
86	OHX	1	3925	-	-	0/0/0/0	0/0/0/0
86	OHX	1	3926	-	-	0/0/0/0	0/0/0/0
86	OHX	1	3927	-	-	0/0/0/0	0/0/0/0
86	OHX	1	3928	-	-	0/0/0/0	0/0/0/0
86	OHX	1	3929	-	-	0/0/0/0	0/0/0/0
86	OHX	1	3930	-	-	0/0/0/0	0/0/0/0
86	OHX	1	3931	-	-	0/0/0/0	0/0/0/0
86	OHX	1	3932	-	-	0/0/0/0	0/0/0/0
86	OHX	1	3933	-	-	0/0/0/0	0/0/0/0
86	OHX	1	3934	-	-	0/0/0/0	0/0/0/0
86	OHX	1	3935	-	-	0/0/0/0	0/0/0/0
86	OHX	1	3936	-	-	0/0/0/0	0/0/0/0
86	OHX	1	3937	-	-	0/0/0/0	0/0/0/0
86	OHX	1	3938	-	-	0/0/0/0	0/0/0/0
86	OHX	1	3939	-	-	0/0/0/0	0/0/0/0
86	OHX	1	3940	-	-	0/0/0/0	0/0/0/0
86	OHX	1	3941	-	-	0/0/0/0	0/0/0/0

Continued on next page...

Continued from previous page...

Mol	Type	Chain	Res	Link	Chirals	Torsions	Rings
86	OHX	1	3942	-	-	0/0/0/0	0/0/0/0
86	OHX	1	3943	-	-	0/0/0/0	0/0/0/0
86	OHX	1	3944	-	-	0/0/0/0	0/0/0/0
86	OHX	1	3945	-	-	0/0/0/0	0/0/0/0
86	OHX	1	3946	-	-	0/0/0/0	0/0/0/0
86	OHX	1	3947	-	-	0/0/0/0	0/0/0/0
86	OHX	1	3948	-	-	0/0/0/0	0/0/0/0
86	OHX	1	3949	-	-	0/0/0/0	0/0/0/0
86	OHX	1	3950	-	-	0/0/0/0	0/0/0/0
86	OHX	1	3951	-	-	0/0/0/0	0/0/0/0
86	OHX	1	3952	-	-	0/0/0/0	0/0/0/0
86	OHX	1	3953	-	-	0/0/0/0	0/0/0/0
86	OHX	1	3954	-	-	0/0/0/0	0/0/0/0
86	OHX	1	3955	-	-	0/0/0/0	0/0/0/0
86	OHX	1	3956	-	-	0/0/0/0	0/0/0/0
86	OHX	1	3957	-	-	0/0/0/0	0/0/0/0
86	OHX	1	3958	-	-	0/0/0/0	0/0/0/0
86	OHX	1	3959	-	-	0/0/0/0	0/0/0/0
86	OHX	1	3960	-	-	0/0/0/0	0/0/0/0
86	OHX	1	3961	-	-	0/0/0/0	0/0/0/0
86	OHX	1	3962	-	-	0/0/0/0	0/0/0/0
86	OHX	1	3963	-	-	0/0/0/0	0/0/0/0
86	OHX	1	3964	-	-	0/0/0/0	0/0/0/0
86	OHX	1	3965	-	-	0/0/0/0	0/0/0/0
86	OHX	1	3966	-	-	0/0/0/0	0/0/0/0
86	OHX	1	3967	-	-	0/0/0/0	0/0/0/0
86	OHX	1	3968	-	-	0/0/0/0	0/0/0/0
86	OHX	1	3969	-	-	0/0/0/0	0/0/0/0
86	OHX	1	3970	-	-	0/0/0/0	0/0/0/0
86	OHX	1	3971	-	-	0/0/0/0	0/0/0/0
86	OHX	1	3972	-	-	0/0/0/0	0/0/0/0
86	OHX	1	3973	-	-	0/0/0/0	0/0/0/0
86	OHX	1	3974	-	-	0/0/0/0	0/0/0/0
86	OHX	1	3975	-	-	0/0/0/0	0/0/0/0
86	OHX	1	3976	-	-	0/0/0/0	0/0/0/0
86	OHX	1	3977	-	-	0/0/0/0	0/0/0/0
86	OHX	1	3978	-	-	0/0/0/0	0/0/0/0
86	OHX	1	3979	-	-	0/0/0/0	0/0/0/0
86	OHX	1	3980	-	-	0/0/0/0	0/0/0/0
86	OHX	1	3981	-	-	0/0/0/0	0/0/0/0
86	OHX	1	3982	-	-	0/0/0/0	0/0/0/0
86	OHX	1	3983	-	-	0/0/0/0	0/0/0/0

Continued on next page...

Continued from previous page...

Mol	Type	Chain	Res	Link	Chirals	Torsions	Rings
86	OHX	1	3984	-	-	0/0/0/0	0/0/0/0
86	OHX	1	3985	-	-	0/0/0/0	0/0/0/0
86	OHX	1	3986	-	-	0/0/0/0	0/0/0/0
86	OHX	1	3987	-	-	0/0/0/0	0/0/0/0
86	OHX	1	3988	-	-	0/0/0/0	0/0/0/0
86	OHX	1	3989	-	-	0/0/0/0	0/0/0/0
86	OHX	1	3990	-	-	0/0/0/0	0/0/0/0
86	OHX	1	3991	-	-	0/0/0/0	0/0/0/0
86	OHX	1	3992	-	-	0/0/0/0	0/0/0/0
86	OHX	1	3993	-	-	0/0/0/0	0/0/0/0
86	OHX	1	3994	-	-	0/0/0/0	0/0/0/0
86	OHX	1	3995	-	-	0/0/0/0	0/0/0/0
86	OHX	1	3996	-	-	0/0/0/0	0/0/0/0
86	OHX	1	3997	-	-	0/0/0/0	0/0/0/0
86	OHX	1	3998	-	-	0/0/0/0	0/0/0/0
86	OHX	1	3999	-	-	0/0/0/0	0/0/0/0
86	OHX	1	4000	-	-	0/0/0/0	0/0/0/0
86	OHX	1	4001	-	-	0/0/0/0	0/0/0/0
86	OHX	1	4002	-	-	0/0/0/0	0/0/0/0
86	OHX	1	4003	-	-	0/0/0/0	0/0/0/0
86	OHX	1	4004	-	-	0/0/0/0	0/0/0/0
86	OHX	1	4005	-	-	0/0/0/0	0/0/0/0
86	OHX	1	4006	-	-	0/0/0/0	0/0/0/0
86	OHX	1	4007	-	-	0/0/0/0	0/0/0/0
86	OHX	1	4008	-	-	0/0/0/0	0/0/0/0
86	OHX	1	4009	-	-	0/0/0/0	0/0/0/0
86	OHX	1	4010	-	-	0/0/0/0	0/0/0/0
86	OHX	1	4011	-	-	0/0/0/0	0/0/0/0
86	OHX	1	4012	-	-	0/0/0/0	0/0/0/0
86	OHX	1	4013	-	-	0/0/0/0	0/0/0/0
86	OHX	1	4014	-	-	0/0/0/0	0/0/0/0
86	OHX	1	4015	-	-	0/0/0/0	0/0/0/0
86	OHX	1	4016	-	-	0/0/0/0	0/0/0/0
86	OHX	1	4017	-	-	0/0/0/0	0/0/0/0
86	OHX	1	4018	-	-	0/0/0/0	0/0/0/0
86	OHX	1	4019	-	-	0/0/0/0	0/0/0/0
86	OHX	1	4020	-	-	0/0/0/0	0/0/0/0
86	OHX	1	4021	-	-	0/0/0/0	0/0/0/0
86	OHX	1	4022	-	-	0/0/0/0	0/0/0/0
86	OHX	1	4023	-	-	0/0/0/0	0/0/0/0
86	OHX	1	4024	-	-	0/0/0/0	0/0/0/0
86	OHX	1	4025	-	-	0/0/0/0	0/0/0/0

Continued on next page...

Continued from previous page...

Mol	Type	Chain	Res	Link	Chirals	Torsions	Rings
86	OHX	1	4026	-	-	0/0/0/0	0/0/0/0
86	OHX	1	4027	-	-	0/0/0/0	0/0/0/0
86	OHX	1	4028	-	-	0/0/0/0	0/0/0/0
86	OHX	1	4029	-	-	0/0/0/0	0/0/0/0
86	OHX	1	4030	-	-	0/0/0/0	0/0/0/0
86	OHX	1	4031	-	-	0/0/0/0	0/0/0/0
86	OHX	1	4032	-	-	0/0/0/0	0/0/0/0
86	OHX	1	4033	-	-	0/0/0/0	0/0/0/0
86	OHX	1	4034	-	-	0/0/0/0	0/0/0/0
86	OHX	1	4035	-	-	0/0/0/0	0/0/0/0
86	OHX	1	4036	-	-	0/0/0/0	0/0/0/0
86	OHX	1	4037	-	-	0/0/0/0	0/0/0/0
86	OHX	1	4038	-	-	0/0/0/0	0/0/0/0
86	OHX	1	4039	-	-	0/0/0/0	0/0/0/0
86	OHX	1	4040	-	-	0/0/0/0	0/0/0/0
86	OHX	1	4041	-	-	0/0/0/0	0/0/0/0
86	OHX	1	4042	-	-	0/0/0/0	0/0/0/0
86	OHX	1	4043	-	-	0/0/0/0	0/0/0/0
86	OHX	1	4044	-	-	0/0/0/0	0/0/0/0
86	OHX	1	4045	-	-	0/0/0/0	0/0/0/0
86	OHX	1	4046	-	-	0/0/0/0	0/0/0/0
86	OHX	1	4047	-	-	0/0/0/0	0/0/0/0
86	OHX	1	4048	-	-	0/0/0/0	0/0/0/0
86	OHX	1	4049	-	-	0/0/0/0	0/0/0/0
86	OHX	1	4050	-	-	0/0/0/0	0/0/0/0
86	OHX	1	4051	-	-	0/0/0/0	0/0/0/0
86	OHX	1	4052	-	-	0/0/0/0	0/0/0/0
86	OHX	1	4053	-	-	0/0/0/0	0/0/0/0
86	OHX	1	4054	-	-	0/0/0/0	0/0/0/0
86	OHX	1	4055	-	-	0/0/0/0	0/0/0/0
86	OHX	1	4056	-	-	0/0/0/0	0/0/0/0
86	OHX	1	4057	-	-	0/0/0/0	0/0/0/0
86	OHX	1	4058	-	-	0/0/0/0	0/0/0/0
86	OHX	1	4059	-	-	0/0/0/0	0/0/0/0
86	OHX	1	4060	-	-	0/0/0/0	0/0/0/0
86	OHX	1	4061	-	-	0/0/0/0	0/0/0/0
86	OHX	1	4062	-	-	0/0/0/0	0/0/0/0
86	OHX	1	4063	-	-	0/0/0/0	0/0/0/0
86	OHX	1	4064	-	-	0/0/0/0	0/0/0/0
86	OHX	1	4065	-	-	0/0/0/0	0/0/0/0
86	OHX	1	4066	-	-	0/0/0/0	0/0/0/0
86	OHX	1	4067	-	-	0/0/0/0	0/0/0/0

Continued on next page...

Continued from previous page...

Mol	Type	Chain	Res	Link	Chirals	Torsions	Rings
86	OHX	1	4068	-	-	0/0/0/0	0/0/0/0
86	OHX	1	4069	-	-	0/0/0/0	0/0/0/0
86	OHX	1	4070	-	-	0/0/0/0	0/0/0/0
86	OHX	1	4071	-	-	0/0/0/0	0/0/0/0
86	OHX	1	4072	-	-	0/0/0/0	0/0/0/0
86	OHX	1	4073	-	-	0/0/0/0	0/0/0/0
86	OHX	1	4074	-	-	0/0/0/0	0/0/0/0
86	OHX	1	4075	-	-	0/0/0/0	0/0/0/0
86	OHX	1	4076	-	-	0/0/0/0	0/0/0/0
86	OHX	1	4077	-	-	0/0/0/0	0/0/0/0
86	OHX	1	4078	-	-	0/0/0/0	0/0/0/0
86	OHX	1	4079	-	-	0/0/0/0	0/0/0/0
86	OHX	1	4080	-	-	0/0/0/0	0/0/0/0
86	OHX	1	4081	-	-	0/0/0/0	0/0/0/0
86	OHX	1	4082	-	-	0/0/0/0	0/0/0/0
86	OHX	1	4083	-	-	0/0/0/0	0/0/0/0
86	OHX	1	4084	-	-	0/0/0/0	0/0/0/0
86	OHX	1	4085	-	-	0/0/0/0	0/0/0/0
86	OHX	1	4086	-	-	0/0/0/0	0/0/0/0
86	OHX	1	4087	-	-	0/0/0/0	0/0/0/0
86	OHX	1	4088	-	-	0/0/0/0	0/0/0/0
86	OHX	1	4089	-	-	0/0/0/0	0/0/0/0
86	OHX	1	4090	-	-	0/0/0/0	0/0/0/0
86	OHX	1	4091	-	-	0/0/0/0	0/0/0/0
86	OHX	1	4092	-	-	0/0/0/0	0/0/0/0
86	OHX	1	4093	-	-	0/0/0/0	0/0/0/0
86	OHX	1	4094	-	-	0/0/0/0	0/0/0/0
86	OHX	1	4095	-	-	0/0/0/0	0/0/0/0
86	OHX	1	4096	-	-	0/0/0/0	0/0/0/0
86	OHX	1	4097	-	-	0/0/0/0	0/0/0/0
86	OHX	1	4098	-	-	0/0/0/0	0/0/0/0
86	OHX	1	4099	-	-	0/0/0/0	0/0/0/0
86	OHX	1	4100	-	-	0/0/0/0	0/0/0/0
86	OHX	1	4101	-	-	0/0/0/0	0/0/0/0
86	OHX	1	4102	-	-	0/0/0/0	0/0/0/0
86	OHX	1	4103	-	-	0/0/0/0	0/0/0/0
86	OHX	1	4104	-	-	0/0/0/0	0/0/0/0
86	OHX	1	4105	-	-	0/0/0/0	0/0/0/0
86	OHX	1	4106	-	-	0/0/0/0	0/0/0/0
86	OHX	1	4107	-	-	0/0/0/0	0/0/0/0
86	OHX	1	4108	-	-	0/0/0/0	0/0/0/0
86	OHX	1	4109	-	-	0/0/0/0	0/0/0/0

Continued on next page...

Continued from previous page...

Mol	Type	Chain	Res	Link	Chirals	Torsions	Rings
86	OHX	1	4110	-	-	0/0/0/0	0/0/0/0
86	OHX	1	4111	-	-	0/0/0/0	0/0/0/0
86	OHX	1	4112	-	-	0/0/0/0	0/0/0/0
86	OHX	1	4113	-	-	0/0/0/0	0/0/0/0
86	OHX	1	4114	-	-	0/0/0/0	0/0/0/0
86	OHX	1	4115	-	-	0/0/0/0	0/0/0/0
86	OHX	1	4116	-	-	0/0/0/0	0/0/0/0
86	OHX	1	4117	-	-	0/0/0/0	0/0/0/0
86	OHX	1	4118	-	-	0/0/0/0	0/0/0/0
86	OHX	1	4119	-	-	0/0/0/0	0/0/0/0
86	OHX	1	4120	-	-	0/0/0/0	0/0/0/0
86	OHX	1	4121	-	-	0/0/0/0	0/0/0/0
86	OHX	1	4122	-	-	0/0/0/0	0/0/0/0
86	OHX	1	4123	-	-	0/0/0/0	0/0/0/0
86	OHX	1	4124	-	-	0/0/0/0	0/0/0/0
86	OHX	1	4125	-	-	0/0/0/0	0/0/0/0
86	OHX	1	4126	-	-	0/0/0/0	0/0/0/0
86	OHX	1	4127	-	-	0/0/0/0	0/0/0/0
86	OHX	1	4128	-	-	0/0/0/0	0/0/0/0
86	OHX	1	4129	-	-	0/0/0/0	0/0/0/0
86	OHX	1	4130	-	-	0/0/0/0	0/0/0/0
86	OHX	1	4131	-	-	0/0/0/0	0/0/0/0
86	OHX	1	4132	-	-	0/0/0/0	0/0/0/0
86	OHX	1	4133	-	-	0/0/0/0	0/0/0/0
86	OHX	1	4134	-	-	0/0/0/0	0/0/0/0
86	OHX	1	4135	-	-	0/0/0/0	0/0/0/0
86	OHX	1	4136	-	-	0/0/0/0	0/0/0/0
86	OHX	1	4137	-	-	0/0/0/0	0/0/0/0
86	OHX	1	4138	-	-	0/0/0/0	0/0/0/0
86	OHX	1	4139	-	-	0/0/0/0	0/0/0/0
86	OHX	1	4140	-	-	0/0/0/0	0/0/0/0
86	OHX	1	4141	-	-	0/0/0/0	0/0/0/0
86	OHX	1	4142	-	-	0/0/0/0	0/0/0/0
86	OHX	1	4143	-	-	0/0/0/0	0/0/0/0
86	OHX	1	4144	-	-	0/0/0/0	0/0/0/0
86	OHX	1	4145	-	-	0/0/0/0	0/0/0/0
86	OHX	1	4146	-	-	0/0/0/0	0/0/0/0
86	OHX	1	4147	-	-	0/0/0/0	0/0/0/0
86	OHX	1	4148	-	-	0/0/0/0	0/0/0/0
86	OHX	1	4149	-	-	0/0/0/0	0/0/0/0
86	OHX	1	4150	-	-	0/0/0/0	0/0/0/0
86	OHX	1	4151	-	-	0/0/0/0	0/0/0/0

Continued on next page...

Continued from previous page...

Mol	Type	Chain	Res	Link	Chirals	Torsions	Rings
86	OHX	1	4152	-	-	0/0/0/0	0/0/0/0
86	OHX	1	4153	-	-	0/0/0/0	0/0/0/0
86	OHX	1	4154	-	-	0/0/0/0	0/0/0/0
86	OHX	1	4155	-	-	0/0/0/0	0/0/0/0
86	OHX	1	4156	-	-	0/0/0/0	0/0/0/0
86	OHX	1	4157	-	-	0/0/0/0	0/0/0/0
86	OHX	1	4158	-	-	0/0/0/0	0/0/0/0
86	OHX	1	4159	-	-	0/0/0/0	0/0/0/0
86	OHX	1	4160	-	-	0/0/0/0	0/0/0/0
86	OHX	1	4161	-	-	0/0/0/0	0/0/0/0
86	OHX	1	4162	-	-	0/0/0/0	0/0/0/0
86	OHX	1	4163	-	-	0/0/0/0	0/0/0/0
86	OHX	1	4164	-	-	0/0/0/0	0/0/0/0
86	OHX	1	4165	-	-	0/0/0/0	0/0/0/0
86	OHX	1	4166	-	-	0/0/0/0	0/0/0/0
86	OHX	1	4167	-	-	0/0/0/0	0/0/0/0
86	OHX	1	4168	-	-	0/0/0/0	0/0/0/0
86	OHX	1	4169	-	-	0/0/0/0	0/0/0/0
86	OHX	1	4170	-	-	0/0/0/0	0/0/0/0
86	OHX	1	4171	-	-	0/0/0/0	0/0/0/0
86	OHX	1	4172	-	-	0/0/0/0	0/0/0/0
86	OHX	1	4173	-	-	0/0/0/0	0/0/0/0
86	OHX	1	4174	-	-	0/0/0/0	0/0/0/0
86	OHX	1	4175	-	-	0/0/0/0	0/0/0/0
86	OHX	1	4176	-	-	0/0/0/0	0/0/0/0
86	OHX	1	4177	-	-	0/0/0/0	0/0/0/0
86	OHX	1	4178	-	-	0/0/0/0	0/0/0/0
86	OHX	1	4179	-	-	0/0/0/0	0/0/0/0
86	OHX	1	4180	-	-	0/0/0/0	0/0/0/0
86	OHX	1	4181	-	-	0/0/0/0	0/0/0/0
86	OHX	1	4182	-	-	0/0/0/0	0/0/0/0
86	OHX	1	4183	-	-	0/0/0/0	0/0/0/0
86	OHX	1	4184	-	-	0/0/0/0	0/0/0/0
86	OHX	1	4185	-	-	0/0/0/0	0/0/0/0
86	OHX	1	4186	-	-	0/0/0/0	0/0/0/0
86	OHX	1	4187	-	-	0/0/0/0	0/0/0/0
86	OHX	1	4188	-	-	0/0/0/0	0/0/0/0
86	OHX	1	4189	-	-	0/0/0/0	0/0/0/0
86	OHX	1	4190	-	-	0/0/0/0	0/0/0/0
86	OHX	1	4191	-	-	0/0/0/0	0/0/0/0
86	OHX	1	4192	-	-	0/0/0/0	0/0/0/0
86	OHX	1	4193	-	-	0/0/0/0	0/0/0/0

Continued on next page...

Continued from previous page...

Mol	Type	Chain	Res	Link	Chirals	Torsions	Rings
86	OHX	1	4194	-	-	0/0/0/0	0/0/0/0
86	OHX	1	4195	-	-	0/0/0/0	0/0/0/0
86	OHX	1	4196	-	-	0/0/0/0	0/0/0/0
86	OHX	1	4197	-	-	0/0/0/0	0/0/0/0
86	OHX	1	4198	-	-	0/0/0/0	0/0/0/0
86	OHX	1	4199	-	-	0/0/0/0	0/0/0/0
86	OHX	1	4200	-	-	0/0/0/0	0/0/0/0
86	OHX	1	4201	-	-	0/0/0/0	0/0/0/0
86	OHX	1	4202	-	-	0/0/0/0	0/0/0/0
86	OHX	1	4203	-	-	0/0/0/0	0/0/0/0
86	OHX	1	4204	-	-	0/0/0/0	0/0/0/0
86	OHX	1	4205	-	-	0/0/0/0	0/0/0/0
86	OHX	1	4206	-	-	0/0/0/0	0/0/0/0
86	OHX	1	4207	-	-	0/0/0/0	0/0/0/0
86	OHX	1	4208	-	-	0/0/0/0	0/0/0/0
86	OHX	1	4209	-	-	0/0/0/0	0/0/0/0
86	OHX	1	4210	-	-	0/0/0/0	0/0/0/0
88	BLS	1	4211	-	-	0/17/38/38	0/2/2/2
86	OHX	2	2023	-	-	0/0/0/0	0/0/0/0
86	OHX	2	2024	-	-	0/0/0/0	0/0/0/0
86	OHX	2	2025	-	-	0/0/0/0	0/0/0/0
86	OHX	2	2026	-	-	0/0/0/0	0/0/0/0
86	OHX	2	2027	-	-	0/0/0/0	0/0/0/0
86	OHX	2	2028	-	-	0/0/0/0	0/0/0/0
86	OHX	2	2029	-	-	0/0/0/0	0/0/0/0
86	OHX	2	2030	-	-	0/0/0/0	0/0/0/0
86	OHX	2	2031	-	-	0/0/0/0	0/0/0/0
86	OHX	2	2032	-	-	0/0/0/0	0/0/0/0
86	OHX	2	2033	-	-	0/0/0/0	0/0/0/0
86	OHX	2	2034	-	-	0/0/0/0	0/0/0/0
86	OHX	2	2035	-	-	0/0/0/0	0/0/0/0
86	OHX	2	2036	-	-	0/0/0/0	0/0/0/0
86	OHX	2	2037	-	-	0/0/0/0	0/0/0/0
86	OHX	2	2038	-	-	0/0/0/0	0/0/0/0
86	OHX	2	2039	-	-	0/0/0/0	0/0/0/0
86	OHX	2	2040	-	-	0/0/0/0	0/0/0/0
86	OHX	2	2041	-	-	0/0/0/0	0/0/0/0
86	OHX	2	2042	-	-	0/0/0/0	0/0/0/0
86	OHX	2	2043	-	-	0/0/0/0	0/0/0/0
86	OHX	2	2044	-	-	0/0/0/0	0/0/0/0
86	OHX	2	2045	-	-	0/0/0/0	0/0/0/0
86	OHX	2	2046	-	-	0/0/0/0	0/0/0/0

Continued on next page...

Continued from previous page...

Mol	Type	Chain	Res	Link	Chirals	Torsions	Rings
86	OHX	2	2047	-	-	0/0/0/0	0/0/0/0
86	OHX	2	2048	-	-	0/0/0/0	0/0/0/0
86	OHX	2	2049	-	-	0/0/0/0	0/0/0/0
86	OHX	2	2050	-	-	0/0/0/0	0/0/0/0
86	OHX	2	2051	-	-	0/0/0/0	0/0/0/0
86	OHX	2	2052	-	-	0/0/0/0	0/0/0/0
86	OHX	2	2053	-	-	0/0/0/0	0/0/0/0
86	OHX	2	2054	-	-	0/0/0/0	0/0/0/0
86	OHX	2	2055	-	-	0/0/0/0	0/0/0/0
86	OHX	2	2056	-	-	0/0/0/0	0/0/0/0
86	OHX	2	2057	-	-	0/0/0/0	0/0/0/0
86	OHX	2	2058	-	-	0/0/0/0	0/0/0/0
86	OHX	2	2059	-	-	0/0/0/0	0/0/0/0
86	OHX	2	2060	-	-	0/0/0/0	0/0/0/0
86	OHX	2	2061	-	-	0/0/0/0	0/0/0/0
86	OHX	2	2062	-	-	0/0/0/0	0/0/0/0
86	OHX	2	2063	-	-	0/0/0/0	0/0/0/0
86	OHX	2	2064	-	-	0/0/0/0	0/0/0/0
86	OHX	2	2065	-	-	0/0/0/0	0/0/0/0
86	OHX	2	2066	-	-	0/0/0/0	0/0/0/0
86	OHX	2	2067	-	-	0/0/0/0	0/0/0/0
86	OHX	2	2068	-	-	0/0/0/0	0/0/0/0
86	OHX	2	2069	-	-	0/0/0/0	0/0/0/0
86	OHX	2	2070	-	-	0/0/0/0	0/0/0/0
86	OHX	2	2071	-	-	0/0/0/0	0/0/0/0
86	OHX	2	2072	-	-	0/0/0/0	0/0/0/0
86	OHX	2	2073	-	-	0/0/0/0	0/0/0/0
86	OHX	2	2074	-	-	0/0/0/0	0/0/0/0
86	OHX	2	2075	-	-	0/0/0/0	0/0/0/0
86	OHX	2	2076	-	-	0/0/0/0	0/0/0/0
86	OHX	2	2077	-	-	0/0/0/0	0/0/0/0
86	OHX	2	2078	-	-	0/0/0/0	0/0/0/0
86	OHX	2	2079	-	-	0/0/0/0	0/0/0/0
86	OHX	2	2080	-	-	0/0/0/0	0/0/0/0
86	OHX	2	2081	-	-	0/0/0/0	0/0/0/0
86	OHX	2	2082	-	-	0/0/0/0	0/0/0/0
86	OHX	2	2083	-	-	0/0/0/0	0/0/0/0
86	OHX	2	2084	-	-	0/0/0/0	0/0/0/0
86	OHX	2	2085	-	-	0/0/0/0	0/0/0/0
86	OHX	2	2086	-	-	0/0/0/0	0/0/0/0
86	OHX	2	2087	-	-	0/0/0/0	0/0/0/0
86	OHX	2	2088	-	-	0/0/0/0	0/0/0/0

Continued on next page...

Continued from previous page...

Mol	Type	Chain	Res	Link	Chirals	Torsions	Rings
86	OHX	2	2089	-	-	0/0/0/0	0/0/0/0
86	OHX	2	2090	-	-	0/0/0/0	0/0/0/0
86	OHX	2	2091	-	-	0/0/0/0	0/0/0/0
86	OHX	2	2092	-	-	0/0/0/0	0/0/0/0
86	OHX	2	2093	-	-	0/0/0/0	0/0/0/0
86	OHX	2	2094	-	-	0/0/0/0	0/0/0/0
86	OHX	2	2095	-	-	0/0/0/0	0/0/0/0
86	OHX	2	2096	-	-	0/0/0/0	0/0/0/0
86	OHX	2	2097	-	-	0/0/0/0	0/0/0/0
86	OHX	2	2098	-	-	0/0/0/0	0/0/0/0
86	OHX	2	2099	-	-	0/0/0/0	0/0/0/0
86	OHX	2	2100	-	-	0/0/0/0	0/0/0/0
86	OHX	2	2101	-	-	0/0/0/0	0/0/0/0
86	OHX	2	2102	-	-	0/0/0/0	0/0/0/0
86	OHX	2	2103	-	-	0/0/0/0	0/0/0/0
86	OHX	2	2104	-	-	0/0/0/0	0/0/0/0
86	OHX	2	2105	-	-	0/0/0/0	0/0/0/0
86	OHX	2	2106	-	-	0/0/0/0	0/0/0/0
86	OHX	2	2107	-	-	0/0/0/0	0/0/0/0
86	OHX	2	2108	-	-	0/0/0/0	0/0/0/0
86	OHX	2	2109	-	-	0/0/0/0	0/0/0/0
86	OHX	2	2110	-	-	0/0/0/0	0/0/0/0
86	OHX	2	2111	-	-	0/0/0/0	0/0/0/0
86	OHX	2	2112	-	-	0/0/0/0	0/0/0/0
86	OHX	2	2113	-	-	0/0/0/0	0/0/0/0
86	OHX	2	2114	-	-	0/0/0/0	0/0/0/0
86	OHX	2	2115	-	-	0/0/0/0	0/0/0/0
86	OHX	2	2116	-	-	0/0/0/0	0/0/0/0
86	OHX	2	2117	-	-	0/0/0/0	0/0/0/0
86	OHX	2	2118	-	-	0/0/0/0	0/0/0/0
86	OHX	2	2119	-	-	0/0/0/0	0/0/0/0
86	OHX	2	2120	-	-	0/0/0/0	0/0/0/0
86	OHX	2	2121	-	-	0/0/0/0	0/0/0/0
86	OHX	2	2122	-	-	0/0/0/0	0/0/0/0
86	OHX	2	2123	-	-	0/0/0/0	0/0/0/0
86	OHX	2	2124	-	-	0/0/0/0	0/0/0/0
86	OHX	2	2125	-	-	0/0/0/0	0/0/0/0
86	OHX	2	2126	-	-	0/0/0/0	0/0/0/0
86	OHX	2	2127	-	-	0/0/0/0	0/0/0/0
86	OHX	2	2128	-	-	0/0/0/0	0/0/0/0
86	OHX	2	2129	-	-	0/0/0/0	0/0/0/0
86	OHX	2	2130	-	-	0/0/0/0	0/0/0/0

Continued on next page...

Continued from previous page...

Mol	Type	Chain	Res	Link	Chirals	Torsions	Rings
86	OHX	2	2131	-	-	0/0/0/0	0/0/0/0
86	OHX	2	2132	-	-	0/0/0/0	0/0/0/0
86	OHX	2	2133	-	-	0/0/0/0	0/0/0/0
86	OHX	2	2134	-	-	0/0/0/0	0/0/0/0
86	OHX	2	2135	-	-	0/0/0/0	0/0/0/0
86	OHX	2	2136	-	-	0/0/0/0	0/0/0/0
86	OHX	2	2137	-	-	0/0/0/0	0/0/0/0
86	OHX	2	2138	-	-	0/0/0/0	0/0/0/0
86	OHX	2	2139	-	-	0/0/0/0	0/0/0/0
86	OHX	2	2140	-	-	0/0/0/0	0/0/0/0
86	OHX	2	2141	-	-	0/0/0/0	0/0/0/0
86	OHX	2	2142	-	-	0/0/0/0	0/0/0/0
86	OHX	2	2143	-	-	0/0/0/0	0/0/0/0
86	OHX	2	2144	-	-	0/0/0/0	0/0/0/0
86	OHX	2	2145	-	-	0/0/0/0	0/0/0/0
86	OHX	2	2146	-	-	0/0/0/0	0/0/0/0
86	OHX	2	2147	-	-	0/0/0/0	0/0/0/0
86	OHX	2	2148	-	-	0/0/0/0	0/0/0/0
86	OHX	2	2149	-	-	0/0/0/0	0/0/0/0
86	OHX	2	2150	-	-	0/0/0/0	0/0/0/0
86	OHX	2	2151	-	-	0/0/0/0	0/0/0/0
86	OHX	2	2152	-	-	0/0/0/0	0/0/0/0
86	OHX	2	2153	-	-	0/0/0/0	0/0/0/0
86	OHX	2	2154	-	-	0/0/0/0	0/0/0/0
86	OHX	2	2155	-	-	0/0/0/0	0/0/0/0
86	OHX	2	2156	-	-	0/0/0/0	0/0/0/0
86	OHX	2	2157	-	-	0/0/0/0	0/0/0/0
86	OHX	2	2158	-	-	0/0/0/0	0/0/0/0
86	OHX	2	2159	-	-	0/0/0/0	0/0/0/0
86	OHX	2	2160	-	-	0/0/0/0	0/0/0/0
86	OHX	2	2161	-	-	0/0/0/0	0/0/0/0
86	OHX	2	2162	-	-	0/0/0/0	0/0/0/0
86	OHX	2	2163	-	-	0/0/0/0	0/0/0/0
86	OHX	2	2164	-	-	0/0/0/0	0/0/0/0
86	OHX	2	2165	-	-	0/0/0/0	0/0/0/0
86	OHX	2	2166	-	-	0/0/0/0	0/0/0/0
86	OHX	2	2167	-	-	0/0/0/0	0/0/0/0
86	OHX	2	2168	-	-	0/0/0/0	0/0/0/0
86	OHX	2	2169	-	-	0/0/0/0	0/0/0/0
86	OHX	2	2170	-	-	0/0/0/0	0/0/0/0
86	OHX	2	2171	-	-	0/0/0/0	0/0/0/0
86	OHX	2	2172	-	-	0/0/0/0	0/0/0/0

Continued on next page...

Continued from previous page...

Mol	Type	Chain	Res	Link	Chirals	Torsions	Rings
86	OHX	2	2173	-	-	0/0/0/0	0/0/0/0
86	OHX	2	2174	-	-	0/0/0/0	0/0/0/0
86	OHX	2	2175	-	-	0/0/0/0	0/0/0/0
86	OHX	2	2176	-	-	0/0/0/0	0/0/0/0
86	OHX	2	2177	-	-	0/0/0/0	0/0/0/0
86	OHX	2	2178	-	-	0/0/0/0	0/0/0/0
86	OHX	2	2179	-	-	0/0/0/0	0/0/0/0
86	OHX	2	2180	-	-	0/0/0/0	0/0/0/0
86	OHX	3	216	-	-	0/0/0/0	0/0/0/0
86	OHX	3	217	-	-	0/0/0/0	0/0/0/0
86	OHX	3	218	-	-	0/0/0/0	0/0/0/0
86	OHX	3	219	-	-	0/0/0/0	0/0/0/0
86	OHX	3	220	-	-	0/0/0/0	0/0/0/0
86	OHX	3	221	-	-	0/0/0/0	0/0/0/0
86	OHX	3	222	-	-	0/0/0/0	0/0/0/0
86	OHX	3	223	-	-	0/0/0/0	0/0/0/0
86	OHX	3	224	-	-	0/0/0/0	0/0/0/0
86	OHX	3	225	-	-	0/0/0/0	0/0/0/0
86	OHX	4	224	-	-	0/0/0/0	0/0/0/0
86	OHX	4	225	-	-	0/0/0/0	0/0/0/0
86	OHX	4	226	-	-	0/0/0/0	0/0/0/0
86	OHX	4	227	-	-	0/0/0/0	0/0/0/0
86	OHX	4	228	-	-	0/0/0/0	0/0/0/0
86	OHX	4	229	-	-	0/0/0/0	0/0/0/0
86	OHX	4	230	-	-	0/0/0/0	0/0/0/0
86	OHX	4	231	-	-	0/0/0/0	0/0/0/0
86	OHX	4	232	-	-	0/0/0/0	0/0/0/0
86	OHX	4	233	-	-	0/0/0/0	0/0/0/0
86	OHX	4	234	-	-	0/0/0/0	0/0/0/0
86	OHX	4	235	-	-	0/0/0/0	0/0/0/0
86	OHX	4	236	-	-	0/0/0/0	0/0/0/0
86	OHX	4	237	-	-	0/0/0/0	0/0/0/0
86	OHX	4	238	-	-	0/0/0/0	0/0/0/0
86	OHX	5	3892	-	-	0/0/0/0	0/0/0/0
86	OHX	5	3893	-	-	0/0/0/0	0/0/0/0
86	OHX	5	3894	-	-	0/0/0/0	0/0/0/0
86	OHX	5	3895	-	-	0/0/0/0	0/0/0/0
86	OHX	5	3896	-	-	0/0/0/0	0/0/0/0
86	OHX	5	3897	-	-	0/0/0/0	0/0/0/0
86	OHX	5	3898	-	-	0/0/0/0	0/0/0/0
86	OHX	5	3899	-	-	0/0/0/0	0/0/0/0
86	OHX	5	3900	-	-	0/0/0/0	0/0/0/0

Continued on next page...

Continued from previous page...

Mol	Type	Chain	Res	Link	Chirals	Torsions	Rings
86	OHX	5	3901	-	-	0/0/0/0	0/0/0/0
86	OHX	5	3902	-	-	0/0/0/0	0/0/0/0
86	OHX	5	3903	-	-	0/0/0/0	0/0/0/0
86	OHX	5	3904	-	-	0/0/0/0	0/0/0/0
86	OHX	5	3905	-	-	0/0/0/0	0/0/0/0
86	OHX	5	3906	-	-	0/0/0/0	0/0/0/0
86	OHX	5	3907	-	-	0/0/0/0	0/0/0/0
86	OHX	5	3908	-	-	0/0/0/0	0/0/0/0
86	OHX	5	3909	-	-	0/0/0/0	0/0/0/0
86	OHX	5	3910	-	-	0/0/0/0	0/0/0/0
86	OHX	5	3911	-	-	0/0/0/0	0/0/0/0
86	OHX	5	3912	-	-	0/0/0/0	0/0/0/0
86	OHX	5	3913	-	-	0/0/0/0	0/0/0/0
86	OHX	5	3914	-	-	0/0/0/0	0/0/0/0
86	OHX	5	3915	-	-	0/0/0/0	0/0/0/0
86	OHX	5	3916	-	-	0/0/0/0	0/0/0/0
86	OHX	5	3917	-	-	0/0/0/0	0/0/0/0
86	OHX	5	3918	-	-	0/0/0/0	0/0/0/0
86	OHX	5	3919	-	-	0/0/0/0	0/0/0/0
86	OHX	5	3920	-	-	0/0/0/0	0/0/0/0
86	OHX	5	3921	-	-	0/0/0/0	0/0/0/0
86	OHX	5	3922	-	-	0/0/0/0	0/0/0/0
86	OHX	5	3923	-	-	0/0/0/0	0/0/0/0
86	OHX	5	3924	-	-	0/0/0/0	0/0/0/0
86	OHX	5	3925	-	-	0/0/0/0	0/0/0/0
86	OHX	5	3926	-	-	0/0/0/0	0/0/0/0
86	OHX	5	3927	-	-	0/0/0/0	0/0/0/0
86	OHX	5	3928	-	-	0/0/0/0	0/0/0/0
86	OHX	5	3929	-	-	0/0/0/0	0/0/0/0
86	OHX	5	3930	-	-	0/0/0/0	0/0/0/0
86	OHX	5	3931	-	-	0/0/0/0	0/0/0/0
86	OHX	5	3932	-	-	0/0/0/0	0/0/0/0
86	OHX	5	3933	-	-	0/0/0/0	0/0/0/0
86	OHX	5	3934	-	-	0/0/0/0	0/0/0/0
86	OHX	5	3935	-	-	0/0/0/0	0/0/0/0
86	OHX	5	3936	-	-	0/0/0/0	0/0/0/0
86	OHX	5	3937	-	-	0/0/0/0	0/0/0/0
86	OHX	5	3938	-	-	0/0/0/0	0/0/0/0
86	OHX	5	3939	-	-	0/0/0/0	0/0/0/0
86	OHX	5	3940	-	-	0/0/0/0	0/0/0/0
86	OHX	5	3941	-	-	0/0/0/0	0/0/0/0
86	OHX	5	3942	-	-	0/0/0/0	0/0/0/0

Continued on next page...

Continued from previous page...

Mol	Type	Chain	Res	Link	Chirals	Torsions	Rings
86	OHX	5	3943	-	-	0/0/0/0	0/0/0/0
86	OHX	5	3944	-	-	0/0/0/0	0/0/0/0
86	OHX	5	3945	-	-	0/0/0/0	0/0/0/0
86	OHX	5	3946	-	-	0/0/0/0	0/0/0/0
86	OHX	5	3947	-	-	0/0/0/0	0/0/0/0
86	OHX	5	3948	-	-	0/0/0/0	0/0/0/0
86	OHX	5	3949	-	-	0/0/0/0	0/0/0/0
86	OHX	5	3950	-	-	0/0/0/0	0/0/0/0
86	OHX	5	3951	-	-	0/0/0/0	0/0/0/0
86	OHX	5	3952	-	-	0/0/0/0	0/0/0/0
86	OHX	5	3953	-	-	0/0/0/0	0/0/0/0
86	OHX	5	3954	-	-	0/0/0/0	0/0/0/0
86	OHX	5	3955	-	-	0/0/0/0	0/0/0/0
86	OHX	5	3956	-	-	0/0/0/0	0/0/0/0
86	OHX	5	3957	-	-	0/0/0/0	0/0/0/0
86	OHX	5	3958	-	-	0/0/0/0	0/0/0/0
86	OHX	5	3959	-	-	0/0/0/0	0/0/0/0
86	OHX	5	3960	-	-	0/0/0/0	0/0/0/0
86	OHX	5	3961	-	-	0/0/0/0	0/0/0/0
86	OHX	5	3962	-	-	0/0/0/0	0/0/0/0
86	OHX	5	3963	-	-	0/0/0/0	0/0/0/0
86	OHX	5	3964	-	-	0/0/0/0	0/0/0/0
86	OHX	5	3965	-	-	0/0/0/0	0/0/0/0
86	OHX	5	3966	-	-	0/0/0/0	0/0/0/0
86	OHX	5	3967	-	-	0/0/0/0	0/0/0/0
86	OHX	5	3968	-	-	0/0/0/0	0/0/0/0
86	OHX	5	3969	-	-	0/0/0/0	0/0/0/0
86	OHX	5	3970	-	-	0/0/0/0	0/0/0/0
86	OHX	5	3971	-	-	0/0/0/0	0/0/0/0
86	OHX	5	3972	-	-	0/0/0/0	0/0/0/0
86	OHX	5	3973	-	-	0/0/0/0	0/0/0/0
86	OHX	5	3974	-	-	0/0/0/0	0/0/0/0
86	OHX	5	3975	-	-	0/0/0/0	0/0/0/0
86	OHX	5	3976	-	-	0/0/0/0	0/0/0/0
86	OHX	5	3977	-	-	0/0/0/0	0/0/0/0
86	OHX	5	3978	-	-	0/0/0/0	0/0/0/0
86	OHX	5	3979	-	-	0/0/0/0	0/0/0/0
86	OHX	5	3980	-	-	0/0/0/0	0/0/0/0
86	OHX	5	3981	-	-	0/0/0/0	0/0/0/0
86	OHX	5	3982	-	-	0/0/0/0	0/0/0/0
86	OHX	5	3983	-	-	0/0/0/0	0/0/0/0
86	OHX	5	3984	-	-	0/0/0/0	0/0/0/0

Continued on next page...

Continued from previous page...

Mol	Type	Chain	Res	Link	Chirals	Torsions	Rings
86	OHX	5	3985	-	-	0/0/0/0	0/0/0/0
86	OHX	5	3986	-	-	0/0/0/0	0/0/0/0
86	OHX	5	3987	-	-	0/0/0/0	0/0/0/0
86	OHX	5	3988	-	-	0/0/0/0	0/0/0/0
86	OHX	5	3989	-	-	0/0/0/0	0/0/0/0
86	OHX	5	3990	-	-	0/0/0/0	0/0/0/0
86	OHX	5	3991	-	-	0/0/0/0	0/0/0/0
86	OHX	5	3992	-	-	0/0/0/0	0/0/0/0
86	OHX	5	3993	-	-	0/0/0/0	0/0/0/0
86	OHX	5	3994	-	-	0/0/0/0	0/0/0/0
86	OHX	5	3995	-	-	0/0/0/0	0/0/0/0
86	OHX	5	3996	-	-	0/0/0/0	0/0/0/0
86	OHX	5	3997	-	-	0/0/0/0	0/0/0/0
86	OHX	5	3998	-	-	0/0/0/0	0/0/0/0
86	OHX	5	3999	-	-	0/0/0/0	0/0/0/0
86	OHX	5	4000	-	-	0/0/0/0	0/0/0/0
86	OHX	5	4001	-	-	0/0/0/0	0/0/0/0
86	OHX	5	4002	-	-	0/0/0/0	0/0/0/0
86	OHX	5	4003	-	-	0/0/0/0	0/0/0/0
86	OHX	5	4004	-	-	0/0/0/0	0/0/0/0
86	OHX	5	4005	-	-	0/0/0/0	0/0/0/0
86	OHX	5	4006	-	-	0/0/0/0	0/0/0/0
86	OHX	5	4007	-	-	0/0/0/0	0/0/0/0
86	OHX	5	4008	-	-	0/0/0/0	0/0/0/0
86	OHX	5	4009	-	-	0/0/0/0	0/0/0/0
86	OHX	5	4010	-	-	0/0/0/0	0/0/0/0
86	OHX	5	4011	-	-	0/0/0/0	0/0/0/0
86	OHX	5	4012	-	-	0/0/0/0	0/0/0/0
86	OHX	5	4013	-	-	0/0/0/0	0/0/0/0
86	OHX	5	4014	-	-	0/0/0/0	0/0/0/0
86	OHX	5	4015	-	-	0/0/0/0	0/0/0/0
86	OHX	5	4016	-	-	0/0/0/0	0/0/0/0
86	OHX	5	4017	-	-	0/0/0/0	0/0/0/0
86	OHX	5	4018	-	-	0/0/0/0	0/0/0/0
86	OHX	5	4019	-	-	0/0/0/0	0/0/0/0
86	OHX	5	4020	-	-	0/0/0/0	0/0/0/0
86	OHX	5	4021	-	-	0/0/0/0	0/0/0/0
86	OHX	5	4022	-	-	0/0/0/0	0/0/0/0
86	OHX	5	4023	-	-	0/0/0/0	0/0/0/0
86	OHX	5	4024	-	-	0/0/0/0	0/0/0/0
86	OHX	5	4025	-	-	0/0/0/0	0/0/0/0
86	OHX	5	4026	-	-	0/0/0/0	0/0/0/0

Continued on next page...

Continued from previous page...

Mol	Type	Chain	Res	Link	Chirals	Torsions	Rings
86	OHX	5	4027	-	-	0/0/0/0	0/0/0/0
86	OHX	5	4028	-	-	0/0/0/0	0/0/0/0
86	OHX	5	4029	-	-	0/0/0/0	0/0/0/0
86	OHX	5	4030	-	-	0/0/0/0	0/0/0/0
86	OHX	5	4031	-	-	0/0/0/0	0/0/0/0
86	OHX	5	4032	-	-	0/0/0/0	0/0/0/0
86	OHX	5	4033	-	-	0/0/0/0	0/0/0/0
86	OHX	5	4034	-	-	0/0/0/0	0/0/0/0
86	OHX	5	4035	-	-	0/0/0/0	0/0/0/0
86	OHX	5	4036	-	-	0/0/0/0	0/0/0/0
86	OHX	5	4037	-	-	0/0/0/0	0/0/0/0
86	OHX	5	4038	-	-	0/0/0/0	0/0/0/0
86	OHX	5	4039	-	-	0/0/0/0	0/0/0/0
86	OHX	5	4040	-	-	0/0/0/0	0/0/0/0
86	OHX	5	4041	-	-	0/0/0/0	0/0/0/0
86	OHX	5	4042	-	-	0/0/0/0	0/0/0/0
86	OHX	5	4043	-	-	0/0/0/0	0/0/0/0
86	OHX	5	4044	-	-	0/0/0/0	0/0/0/0
86	OHX	5	4045	-	-	0/0/0/0	0/0/0/0
86	OHX	5	4046	-	-	0/0/0/0	0/0/0/0
86	OHX	5	4047	-	-	0/0/0/0	0/0/0/0
86	OHX	5	4048	-	-	0/0/0/0	0/0/0/0
86	OHX	5	4049	-	-	0/0/0/0	0/0/0/0
86	OHX	5	4050	-	-	0/0/0/0	0/0/0/0
86	OHX	5	4051	-	-	0/0/0/0	0/0/0/0
86	OHX	5	4052	-	-	0/0/0/0	0/0/0/0
86	OHX	5	4053	-	-	0/0/0/0	0/0/0/0
86	OHX	5	4054	-	-	0/0/0/0	0/0/0/0
86	OHX	5	4055	-	-	0/0/0/0	0/0/0/0
86	OHX	5	4056	-	-	0/0/0/0	0/0/0/0
86	OHX	5	4057	-	-	0/0/0/0	0/0/0/0
86	OHX	5	4058	-	-	0/0/0/0	0/0/0/0
86	OHX	5	4059	-	-	0/0/0/0	0/0/0/0
86	OHX	5	4060	-	-	0/0/0/0	0/0/0/0
86	OHX	5	4061	-	-	0/0/0/0	0/0/0/0
86	OHX	5	4062	-	-	0/0/0/0	0/0/0/0
86	OHX	5	4063	-	-	0/0/0/0	0/0/0/0
86	OHX	5	4064	-	-	0/0/0/0	0/0/0/0
86	OHX	5	4065	-	-	0/0/0/0	0/0/0/0
86	OHX	5	4066	-	-	0/0/0/0	0/0/0/0
86	OHX	5	4067	-	-	0/0/0/0	0/0/0/0
86	OHX	5	4068	-	-	0/0/0/0	0/0/0/0

Continued on next page...

Continued from previous page...

Mol	Type	Chain	Res	Link	Chirals	Torsions	Rings
86	OHX	5	4069	-	-	0/0/0/0	0/0/0/0
86	OHX	5	4070	-	-	0/0/0/0	0/0/0/0
86	OHX	5	4071	-	-	0/0/0/0	0/0/0/0
86	OHX	5	4072	-	-	0/0/0/0	0/0/0/0
86	OHX	5	4073	-	-	0/0/0/0	0/0/0/0
86	OHX	5	4074	-	-	0/0/0/0	0/0/0/0
86	OHX	5	4075	-	-	0/0/0/0	0/0/0/0
86	OHX	5	4076	-	-	0/0/0/0	0/0/0/0
86	OHX	5	4077	-	-	0/0/0/0	0/0/0/0
86	OHX	5	4078	-	-	0/0/0/0	0/0/0/0
86	OHX	5	4079	-	-	0/0/0/0	0/0/0/0
86	OHX	5	4080	-	-	0/0/0/0	0/0/0/0
86	OHX	5	4081	-	-	0/0/0/0	0/0/0/0
86	OHX	5	4082	-	-	0/0/0/0	0/0/0/0
86	OHX	5	4083	-	-	0/0/0/0	0/0/0/0
86	OHX	5	4084	-	-	0/0/0/0	0/0/0/0
86	OHX	5	4085	-	-	0/0/0/0	0/0/0/0
86	OHX	5	4086	-	-	0/0/0/0	0/0/0/0
86	OHX	5	4087	-	-	0/0/0/0	0/0/0/0
86	OHX	5	4088	-	-	0/0/0/0	0/0/0/0
86	OHX	5	4089	-	-	0/0/0/0	0/0/0/0
86	OHX	5	4090	-	-	0/0/0/0	0/0/0/0
86	OHX	5	4091	-	-	0/0/0/0	0/0/0/0
86	OHX	5	4092	-	-	0/0/0/0	0/0/0/0
86	OHX	5	4093	-	-	0/0/0/0	0/0/0/0
86	OHX	5	4094	-	-	0/0/0/0	0/0/0/0
86	OHX	5	4095	-	-	0/0/0/0	0/0/0/0
86	OHX	5	4096	-	-	0/0/0/0	0/0/0/0
86	OHX	5	4097	-	-	0/0/0/0	0/0/0/0
86	OHX	5	4098	-	-	0/0/0/0	0/0/0/0
86	OHX	5	4099	-	-	0/0/0/0	0/0/0/0
86	OHX	5	4100	-	-	0/0/0/0	0/0/0/0
86	OHX	5	4101	-	-	0/0/0/0	0/0/0/0
86	OHX	5	4102	-	-	0/0/0/0	0/0/0/0
86	OHX	5	4103	-	-	0/0/0/0	0/0/0/0
86	OHX	5	4104	-	-	0/0/0/0	0/0/0/0
86	OHX	5	4105	-	-	0/0/0/0	0/0/0/0
86	OHX	5	4106	-	-	0/0/0/0	0/0/0/0
86	OHX	5	4107	-	-	0/0/0/0	0/0/0/0
86	OHX	5	4108	-	-	0/0/0/0	0/0/0/0
86	OHX	5	4109	-	-	0/0/0/0	0/0/0/0
86	OHX	5	4110	-	-	0/0/0/0	0/0/0/0

Continued on next page...

Continued from previous page...

Mol	Type	Chain	Res	Link	Chirals	Torsions	Rings
86	OHX	5	4111	-	-	0/0/0/0	0/0/0/0
86	OHX	5	4112	-	-	0/0/0/0	0/0/0/0
86	OHX	5	4113	-	-	0/0/0/0	0/0/0/0
86	OHX	5	4114	-	-	0/0/0/0	0/0/0/0
86	OHX	5	4115	-	-	0/0/0/0	0/0/0/0
86	OHX	5	4116	-	-	0/0/0/0	0/0/0/0
86	OHX	5	4117	-	-	0/0/0/0	0/0/0/0
86	OHX	5	4118	-	-	0/0/0/0	0/0/0/0
86	OHX	5	4119	-	-	0/0/0/0	0/0/0/0
86	OHX	5	4120	-	-	0/0/0/0	0/0/0/0
86	OHX	5	4121	-	-	0/0/0/0	0/0/0/0
86	OHX	5	4122	-	-	0/0/0/0	0/0/0/0
86	OHX	5	4123	-	-	0/0/0/0	0/0/0/0
86	OHX	5	4124	-	-	0/0/0/0	0/0/0/0
86	OHX	5	4125	-	-	0/0/0/0	0/0/0/0
86	OHX	5	4126	-	-	0/0/0/0	0/0/0/0
86	OHX	5	4127	-	-	0/0/0/0	0/0/0/0
86	OHX	5	4128	-	-	0/0/0/0	0/0/0/0
86	OHX	5	4129	-	-	0/0/0/0	0/0/0/0
86	OHX	5	4130	-	-	0/0/0/0	0/0/0/0
86	OHX	5	4131	-	-	0/0/0/0	0/0/0/0
86	OHX	5	4132	-	-	0/0/0/0	0/0/0/0
86	OHX	5	4133	-	-	0/0/0/0	0/0/0/0
86	OHX	5	4134	-	-	0/0/0/0	0/0/0/0
86	OHX	5	4135	-	-	0/0/0/0	0/0/0/0
86	OHX	5	4136	-	-	0/0/0/0	0/0/0/0
86	OHX	5	4137	-	-	0/0/0/0	0/0/0/0
86	OHX	5	4138	-	-	0/0/0/0	0/0/0/0
86	OHX	5	4139	-	-	0/0/0/0	0/0/0/0
86	OHX	5	4140	-	-	0/0/0/0	0/0/0/0
86	OHX	5	4141	-	-	0/0/0/0	0/0/0/0
86	OHX	5	4142	-	-	0/0/0/0	0/0/0/0
86	OHX	5	4143	-	-	0/0/0/0	0/0/0/0
86	OHX	5	4144	-	-	0/0/0/0	0/0/0/0
86	OHX	5	4145	-	-	0/0/0/0	0/0/0/0
86	OHX	5	4146	-	-	0/0/0/0	0/0/0/0
86	OHX	5	4147	-	-	0/0/0/0	0/0/0/0
86	OHX	5	4148	-	-	0/0/0/0	0/0/0/0
86	OHX	5	4149	-	-	0/0/0/0	0/0/0/0
86	OHX	5	4150	-	-	0/0/0/0	0/0/0/0
86	OHX	5	4151	-	-	0/0/0/0	0/0/0/0
86	OHX	5	4152	-	-	0/0/0/0	0/0/0/0

Continued on next page...

Continued from previous page...

Mol	Type	Chain	Res	Link	Chirals	Torsions	Rings
86	OHX	5	4153	-	-	0/0/0/0	0/0/0/0
86	OHX	5	4154	-	-	0/0/0/0	0/0/0/0
86	OHX	5	4155	-	-	0/0/0/0	0/0/0/0
86	OHX	5	4156	-	-	0/0/0/0	0/0/0/0
86	OHX	5	4157	-	-	0/0/0/0	0/0/0/0
86	OHX	5	4158	-	-	0/0/0/0	0/0/0/0
86	OHX	5	4159	-	-	0/0/0/0	0/0/0/0
86	OHX	5	4160	-	-	0/0/0/0	0/0/0/0
86	OHX	5	4161	-	-	0/0/0/0	0/0/0/0
86	OHX	5	4162	-	-	0/0/0/0	0/0/0/0
86	OHX	5	4163	-	-	0/0/0/0	0/0/0/0
86	OHX	5	4164	-	-	0/0/0/0	0/0/0/0
86	OHX	5	4165	-	-	0/0/0/0	0/0/0/0
86	OHX	5	4166	-	-	0/0/0/0	0/0/0/0
86	OHX	5	4167	-	-	0/0/0/0	0/0/0/0
86	OHX	5	4168	-	-	0/0/0/0	0/0/0/0
86	OHX	5	4169	-	-	0/0/0/0	0/0/0/0
86	OHX	5	4170	-	-	0/0/0/0	0/0/0/0
86	OHX	5	4171	-	-	0/0/0/0	0/0/0/0
86	OHX	5	4172	-	-	0/0/0/0	0/0/0/0
86	OHX	5	4173	-	-	0/0/0/0	0/0/0/0
86	OHX	5	4174	-	-	0/0/0/0	0/0/0/0
86	OHX	5	4175	-	-	0/0/0/0	0/0/0/0
86	OHX	5	4176	-	-	0/0/0/0	0/0/0/0
86	OHX	5	4177	-	-	0/0/0/0	0/0/0/0
86	OHX	5	4178	-	-	0/0/0/0	0/0/0/0
86	OHX	5	4179	-	-	0/0/0/0	0/0/0/0
86	OHX	5	4180	-	-	0/0/0/0	0/0/0/0
86	OHX	5	4181	-	-	0/0/0/0	0/0/0/0
86	OHX	5	4182	-	-	0/0/0/0	0/0/0/0
86	OHX	5	4183	-	-	0/0/0/0	0/0/0/0
86	OHX	5	4184	-	-	0/0/0/0	0/0/0/0
86	OHX	5	4185	-	-	0/0/0/0	0/0/0/0
86	OHX	5	4186	-	-	0/0/0/0	0/0/0/0
86	OHX	5	4187	-	-	0/0/0/0	0/0/0/0
86	OHX	5	4188	-	-	0/0/0/0	0/0/0/0
86	OHX	5	4189	-	-	0/0/0/0	0/0/0/0
86	OHX	5	4190	-	-	0/0/0/0	0/0/0/0
86	OHX	5	4191	-	-	0/0/0/0	0/0/0/0
86	OHX	5	4192	-	-	0/0/0/0	0/0/0/0
86	OHX	5	4193	-	-	0/0/0/0	0/0/0/0
86	OHX	5	4194	-	-	0/0/0/0	0/0/0/0

Continued on next page...

Continued from previous page...

Mol	Type	Chain	Res	Link	Chirals	Torsions	Rings
86	OHX	5	4195	-	-	0/0/0/0	0/0/0/0
86	OHX	5	4196	-	-	0/0/0/0	0/0/0/0
86	OHX	5	4197	-	-	0/0/0/0	0/0/0/0
86	OHX	5	4198	-	-	0/0/0/0	0/0/0/0
86	OHX	5	4199	-	-	0/0/0/0	0/0/0/0
86	OHX	5	4200	-	-	0/0/0/0	0/0/0/0
86	OHX	5	4201	-	-	0/0/0/0	0/0/0/0
86	OHX	5	4202	-	-	0/0/0/0	0/0/0/0
86	OHX	5	4203	-	-	0/0/0/0	0/0/0/0
86	OHX	5	4204	-	-	0/0/0/0	0/0/0/0
86	OHX	5	4205	-	-	0/0/0/0	0/0/0/0
86	OHX	5	4206	-	-	0/0/0/0	0/0/0/0
86	OHX	5	4207	-	-	0/0/0/0	0/0/0/0
86	OHX	5	4208	-	-	0/0/0/0	0/0/0/0
86	OHX	5	4209	-	-	0/0/0/0	0/0/0/0
86	OHX	5	4210	-	-	0/0/0/0	0/0/0/0
86	OHX	5	4211	-	-	0/0/0/0	0/0/0/0
86	OHX	5	4212	-	-	0/0/0/0	0/0/0/0
86	OHX	5	4213	-	-	0/0/0/0	0/0/0/0
86	OHX	5	4214	-	-	0/0/0/0	0/0/0/0
86	OHX	5	4215	-	-	0/0/0/0	0/0/0/0
86	OHX	5	4216	-	-	0/0/0/0	0/0/0/0
86	OHX	5	4217	-	-	0/0/0/0	0/0/0/0
86	OHX	5	4218	-	-	0/0/0/0	0/0/0/0
86	OHX	5	4219	-	-	0/0/0/0	0/0/0/0
86	OHX	5	4220	-	-	0/0/0/0	0/0/0/0
86	OHX	5	4221	-	-	0/0/0/0	0/0/0/0
86	OHX	5	4222	-	-	0/0/0/0	0/0/0/0
86	OHX	5	4223	-	-	0/0/0/0	0/0/0/0
86	OHX	5	4224	-	-	0/0/0/0	0/0/0/0
86	OHX	5	4225	-	-	0/0/0/0	0/0/0/0
86	OHX	5	4226	-	-	0/0/0/0	0/0/0/0
86	OHX	5	4227	-	-	0/0/0/0	0/0/0/0
86	OHX	5	4228	-	-	0/0/0/0	0/0/0/0
86	OHX	5	4229	-	-	0/0/0/0	0/0/0/0
86	OHX	5	4230	-	-	0/0/0/0	0/0/0/0
86	OHX	5	4231	-	-	0/0/0/0	0/0/0/0
86	OHX	5	4232	-	-	0/0/0/0	0/0/0/0
86	OHX	5	4233	-	-	0/0/0/0	0/0/0/0
86	OHX	5	4234	-	-	0/0/0/0	0/0/0/0
86	OHX	5	4235	-	-	0/0/0/0	0/0/0/0
86	OHX	5	4236	-	-	0/0/0/0	0/0/0/0

Continued on next page...

Continued from previous page...

Mol	Type	Chain	Res	Link	Chirals	Torsions	Rings
86	OHX	5	4237	-	-	0/0/0/0	0/0/0/0
86	OHX	5	4238	-	-	0/0/0/0	0/0/0/0
86	OHX	5	4239	-	-	0/0/0/0	0/0/0/0
86	OHX	5	4240	-	-	0/0/0/0	0/0/0/0
86	OHX	5	4241	-	-	0/0/0/0	0/0/0/0
86	OHX	5	4242	-	-	0/0/0/0	0/0/0/0
86	OHX	5	4243	-	-	0/0/0/0	0/0/0/0
86	OHX	5	4244	-	-	0/0/0/0	0/0/0/0
86	OHX	5	4245	-	-	0/0/0/0	0/0/0/0
86	OHX	5	4246	-	-	0/0/0/0	0/0/0/0
86	OHX	5	4247	-	-	0/0/0/0	0/0/0/0
88	BLS	5	4248	-	-	0/17/38/38	0/2/2/2
86	OHX	6	2046	-	-	0/0/0/0	0/0/0/0
86	OHX	6	2047	-	-	0/0/0/0	0/0/0/0
86	OHX	6	2048	-	-	0/0/0/0	0/0/0/0
86	OHX	6	2049	-	-	0/0/0/0	0/0/0/0
86	OHX	6	2050	-	-	0/0/0/0	0/0/0/0
86	OHX	6	2051	-	-	0/0/0/0	0/0/0/0
86	OHX	6	2052	-	-	0/0/0/0	0/0/0/0
86	OHX	6	2053	-	-	0/0/0/0	0/0/0/0
86	OHX	6	2054	-	-	0/0/0/0	0/0/0/0
86	OHX	6	2055	-	-	0/0/0/0	0/0/0/0
86	OHX	6	2056	-	-	0/0/0/0	0/0/0/0
86	OHX	6	2057	-	-	0/0/0/0	0/0/0/0
86	OHX	6	2058	-	-	0/0/0/0	0/0/0/0
86	OHX	6	2059	-	-	0/0/0/0	0/0/0/0
86	OHX	6	2060	-	-	0/0/0/0	0/0/0/0
86	OHX	6	2061	-	-	0/0/0/0	0/0/0/0
86	OHX	6	2062	-	-	0/0/0/0	0/0/0/0
86	OHX	6	2063	-	-	0/0/0/0	0/0/0/0
86	OHX	6	2064	-	-	0/0/0/0	0/0/0/0
86	OHX	6	2065	-	-	0/0/0/0	0/0/0/0
86	OHX	6	2066	-	-	0/0/0/0	0/0/0/0
86	OHX	6	2067	-	-	0/0/0/0	0/0/0/0
86	OHX	6	2068	-	-	0/0/0/0	0/0/0/0
86	OHX	6	2069	-	-	0/0/0/0	0/0/0/0
86	OHX	6	2070	-	-	0/0/0/0	0/0/0/0
86	OHX	6	2071	-	-	0/0/0/0	0/0/0/0
86	OHX	6	2072	-	-	0/0/0/0	0/0/0/0
86	OHX	6	2073	-	-	0/0/0/0	0/0/0/0
86	OHX	6	2074	-	-	0/0/0/0	0/0/0/0
86	OHX	6	2075	-	-	0/0/0/0	0/0/0/0

Continued on next page...

Continued from previous page...

Mol	Type	Chain	Res	Link	Chirals	Torsions	Rings
86	OHX	6	2076	-	-	0/0/0/0	0/0/0/0
86	OHX	6	2077	-	-	0/0/0/0	0/0/0/0
86	OHX	6	2078	-	-	0/0/0/0	0/0/0/0
86	OHX	6	2079	-	-	0/0/0/0	0/0/0/0
86	OHX	6	2080	-	-	0/0/0/0	0/0/0/0
86	OHX	6	2081	-	-	0/0/0/0	0/0/0/0
86	OHX	6	2082	-	-	0/0/0/0	0/0/0/0
86	OHX	6	2083	-	-	0/0/0/0	0/0/0/0
86	OHX	6	2084	-	-	0/0/0/0	0/0/0/0
86	OHX	6	2085	-	-	0/0/0/0	0/0/0/0
86	OHX	6	2086	-	-	0/0/0/0	0/0/0/0
86	OHX	6	2087	-	-	0/0/0/0	0/0/0/0
86	OHX	6	2088	-	-	0/0/0/0	0/0/0/0
86	OHX	6	2089	-	-	0/0/0/0	0/0/0/0
86	OHX	6	2090	-	-	0/0/0/0	0/0/0/0
86	OHX	6	2091	-	-	0/0/0/0	0/0/0/0
86	OHX	6	2092	-	-	0/0/0/0	0/0/0/0
86	OHX	6	2093	-	-	0/0/0/0	0/0/0/0
86	OHX	6	2094	-	-	0/0/0/0	0/0/0/0
86	OHX	6	2095	-	-	0/0/0/0	0/0/0/0
86	OHX	6	2096	-	-	0/0/0/0	0/0/0/0
86	OHX	6	2097	-	-	0/0/0/0	0/0/0/0
86	OHX	6	2098	-	-	0/0/0/0	0/0/0/0
86	OHX	6	2099	-	-	0/0/0/0	0/0/0/0
86	OHX	6	2100	-	-	0/0/0/0	0/0/0/0
86	OHX	6	2101	-	-	0/0/0/0	0/0/0/0
86	OHX	6	2102	-	-	0/0/0/0	0/0/0/0
86	OHX	6	2103	-	-	0/0/0/0	0/0/0/0
86	OHX	6	2104	-	-	0/0/0/0	0/0/0/0
86	OHX	6	2105	-	-	0/0/0/0	0/0/0/0
86	OHX	6	2106	-	-	0/0/0/0	0/0/0/0
86	OHX	6	2107	-	-	0/0/0/0	0/0/0/0
86	OHX	6	2108	-	-	0/0/0/0	0/0/0/0
86	OHX	6	2109	-	-	0/0/0/0	0/0/0/0
86	OHX	6	2110	-	-	0/0/0/0	0/0/0/0
86	OHX	6	2111	-	-	0/0/0/0	0/0/0/0
86	OHX	6	2112	-	-	0/0/0/0	0/0/0/0
86	OHX	6	2113	-	-	0/0/0/0	0/0/0/0
86	OHX	6	2114	-	-	0/0/0/0	0/0/0/0
86	OHX	6	2115	-	-	0/0/0/0	0/0/0/0
86	OHX	6	2116	-	-	0/0/0/0	0/0/0/0
86	OHX	6	2117	-	-	0/0/0/0	0/0/0/0

Continued on next page...

Continued from previous page...

Mol	Type	Chain	Res	Link	Chirals	Torsions	Rings
86	OHX	6	2118	-	-	0/0/0/0	0/0/0/0
86	OHX	6	2119	-	-	0/0/0/0	0/0/0/0
86	OHX	6	2120	-	-	0/0/0/0	0/0/0/0
86	OHX	6	2121	-	-	0/0/0/0	0/0/0/0
86	OHX	6	2122	-	-	0/0/0/0	0/0/0/0
86	OHX	6	2123	-	-	0/0/0/0	0/0/0/0
86	OHX	6	2124	-	-	0/0/0/0	0/0/0/0
86	OHX	6	2125	-	-	0/0/0/0	0/0/0/0
86	OHX	6	2126	-	-	0/0/0/0	0/0/0/0
86	OHX	6	2127	-	-	0/0/0/0	0/0/0/0
86	OHX	6	2128	-	-	0/0/0/0	0/0/0/0
86	OHX	6	2129	-	-	0/0/0/0	0/0/0/0
86	OHX	6	2130	-	-	0/0/0/0	0/0/0/0
86	OHX	6	2131	-	-	0/0/0/0	0/0/0/0
86	OHX	6	2132	-	-	0/0/0/0	0/0/0/0
86	OHX	6	2133	-	-	0/0/0/0	0/0/0/0
86	OHX	6	2134	-	-	0/0/0/0	0/0/0/0
86	OHX	6	2135	-	-	0/0/0/0	0/0/0/0
86	OHX	6	2136	-	-	0/0/0/0	0/0/0/0
86	OHX	6	2137	-	-	0/0/0/0	0/0/0/0
86	OHX	6	2138	-	-	0/0/0/0	0/0/0/0
86	OHX	6	2139	-	-	0/0/0/0	0/0/0/0
86	OHX	6	2140	-	-	0/0/0/0	0/0/0/0
86	OHX	6	2141	-	-	0/0/0/0	0/0/0/0
86	OHX	6	2142	-	-	0/0/0/0	0/0/0/0
86	OHX	6	2143	-	-	0/0/0/0	0/0/0/0
86	OHX	6	2144	-	-	0/0/0/0	0/0/0/0
86	OHX	6	2145	-	-	0/0/0/0	0/0/0/0
86	OHX	6	2146	-	-	0/0/0/0	0/0/0/0
86	OHX	6	2147	-	-	0/0/0/0	0/0/0/0
86	OHX	6	2148	-	-	0/0/0/0	0/0/0/0
86	OHX	6	2149	-	-	0/0/0/0	0/0/0/0
86	OHX	6	2150	-	-	0/0/0/0	0/0/0/0
86	OHX	6	2151	-	-	0/0/0/0	0/0/0/0
86	OHX	6	2152	-	-	0/0/0/0	0/0/0/0
86	OHX	6	2153	-	-	0/0/0/0	0/0/0/0
86	OHX	6	2154	-	-	0/0/0/0	0/0/0/0
86	OHX	6	2155	-	-	0/0/0/0	0/0/0/0
86	OHX	6	2156	-	-	0/0/0/0	0/0/0/0
86	OHX	6	2157	-	-	0/0/0/0	0/0/0/0
86	OHX	6	2158	-	-	0/0/0/0	0/0/0/0
86	OHX	6	2159	-	-	0/0/0/0	0/0/0/0

Continued on next page...

Continued from previous page...

Mol	Type	Chain	Res	Link	Chirals	Torsions	Rings
86	OHX	6	2160	-	-	0/0/0/0	0/0/0/0
86	OHX	6	2161	-	-	0/0/0/0	0/0/0/0
86	OHX	6	2162	-	-	0/0/0/0	0/0/0/0
86	OHX	6	2163	-	-	0/0/0/0	0/0/0/0
86	OHX	6	2164	-	-	0/0/0/0	0/0/0/0
86	OHX	6	2165	-	-	0/0/0/0	0/0/0/0
86	OHX	6	2166	-	-	0/0/0/0	0/0/0/0
86	OHX	6	2167	-	-	0/0/0/0	0/0/0/0
86	OHX	6	2168	-	-	0/0/0/0	0/0/0/0
86	OHX	6	2169	-	-	0/0/0/0	0/0/0/0
86	OHX	6	2170	-	-	0/0/0/0	0/0/0/0
86	OHX	6	2171	-	-	0/0/0/0	0/0/0/0
86	OHX	6	2172	-	-	0/0/0/0	0/0/0/0
86	OHX	6	2173	-	-	0/0/0/0	0/0/0/0
86	OHX	6	2174	-	-	0/0/0/0	0/0/0/0
86	OHX	6	2175	-	-	0/0/0/0	0/0/0/0
86	OHX	6	2176	-	-	0/0/0/0	0/0/0/0
86	OHX	6	2177	-	-	0/0/0/0	0/0/0/0
86	OHX	6	2178	-	-	0/0/0/0	0/0/0/0
86	OHX	6	2179	-	-	0/0/0/0	0/0/0/0
86	OHX	6	2180	-	-	0/0/0/0	0/0/0/0
86	OHX	6	2181	-	-	0/0/0/0	0/0/0/0
86	OHX	6	2182	-	-	0/0/0/0	0/0/0/0
86	OHX	6	2183	-	-	0/0/0/0	0/0/0/0
86	OHX	6	2184	-	-	0/0/0/0	0/0/0/0
86	OHX	6	2185	-	-	0/0/0/0	0/0/0/0
86	OHX	6	2186	-	-	0/0/0/0	0/0/0/0
86	OHX	6	2187	-	-	0/0/0/0	0/0/0/0
86	OHX	6	2188	-	-	0/0/0/0	0/0/0/0
86	OHX	6	2189	-	-	0/0/0/0	0/0/0/0
86	OHX	6	2190	-	-	0/0/0/0	0/0/0/0
86	OHX	6	2191	-	-	0/0/0/0	0/0/0/0
86	OHX	6	2192	-	-	0/0/0/0	0/0/0/0
86	OHX	6	2193	-	-	0/0/0/0	0/0/0/0
86	OHX	6	2194	-	-	0/0/0/0	0/0/0/0
86	OHX	6	2195	-	-	0/0/0/0	0/0/0/0
86	OHX	6	2196	-	-	0/0/0/0	0/0/0/0
86	OHX	6	2197	-	-	0/0/0/0	0/0/0/0
86	OHX	6	2198	-	-	0/0/0/0	0/0/0/0
86	OHX	6	2199	-	-	0/0/0/0	0/0/0/0
86	OHX	6	2200	-	-	0/0/0/0	0/0/0/0
86	OHX	6	2201	-	-	0/0/0/0	0/0/0/0

Continued on next page...

Continued from previous page...

Mol	Type	Chain	Res	Link	Chirals	Torsions	Rings
86	OHX	6	2202	-	-	0/0/0/0	0/0/0/0
86	OHX	6	2203	-	-	0/0/0/0	0/0/0/0
86	OHX	6	2204	-	-	0/0/0/0	0/0/0/0
86	OHX	7	218	-	-	0/0/0/0	0/0/0/0
86	OHX	7	219	-	-	0/0/0/0	0/0/0/0
86	OHX	7	220	-	-	0/0/0/0	0/0/0/0
86	OHX	7	221	-	-	0/0/0/0	0/0/0/0
86	OHX	7	222	-	-	0/0/0/0	0/0/0/0
86	OHX	7	223	-	-	0/0/0/0	0/0/0/0
86	OHX	7	224	-	-	0/0/0/0	0/0/0/0
86	OHX	7	225	-	-	0/0/0/0	0/0/0/0
86	OHX	7	226	-	-	0/0/0/0	0/0/0/0
86	OHX	7	227	-	-	0/0/0/0	0/0/0/0
86	OHX	7	228	-	-	0/0/0/0	0/0/0/0
86	OHX	7	229	-	-	0/0/0/0	0/0/0/0
86	OHX	8	215	-	-	0/0/0/0	0/0/0/0
86	OHX	8	216	-	-	0/0/0/0	0/0/0/0
86	OHX	8	217	-	-	0/0/0/0	0/0/0/0
86	OHX	8	218	-	-	0/0/0/0	0/0/0/0
86	OHX	8	219	-	-	0/0/0/0	0/0/0/0
86	OHX	8	220	-	-	0/0/0/0	0/0/0/0
86	OHX	8	221	-	-	0/0/0/0	0/0/0/0
86	OHX	8	222	-	-	0/0/0/0	0/0/0/0
86	OHX	8	223	-	-	0/0/0/0	0/0/0/0
86	OHX	8	224	-	-	0/0/0/0	0/0/0/0
86	OHX	8	225	-	-	0/0/0/0	0/0/0/0
86	OHX	8	226	-	-	0/0/0/0	0/0/0/0
86	OHX	8	227	-	-	0/0/0/0	0/0/0/0
86	OHX	8	228	-	-	0/0/0/0	0/0/0/0
86	OHX	8	229	-	-	0/0/0/0	0/0/0/0
86	OHX	C3	201	-	-	0/0/0/0	0/0/0/0
86	OHX	C5	201	-	-	0/0/0/0	0/0/0/0
86	OHX	C8	201	-	-	0/0/0/0	0/0/0/0
86	OHX	D3	202	-	-	0/0/0/0	0/0/0/0
86	OHX	D9	102	-	-	0/0/0/0	0/0/0/0
86	OHX	L3	405	-	-	0/0/0/0	0/0/0/0
86	OHX	L3	406	-	-	0/0/0/0	0/0/0/0
86	OHX	L4	404	-	-	0/0/0/0	0/0/0/0
86	OHX	M0	304	-	-	0/0/0/0	0/0/0/0
86	OHX	M5	303	-	-	0/0/0/0	0/0/0/0
86	OHX	M7	206	-	-	0/0/0/0	0/0/0/0
86	OHX	M7	207	-	-	0/0/0/0	0/0/0/0

Continued on next page...

Continued from previous page...

Mol	Type	Chain	Res	Link	Chirals	Torsions	Rings
86	OHX	M9	202	-	-	0/0/0/0	0/0/0/0
86	OHX	N9	101	-	-	0/0/0/0	0/0/0/0
86	OHX	O1	202	-	-	0/0/0/0	0/0/0/0
86	OHX	O3	201	-	-	0/0/0/0	0/0/0/0
86	OHX	O7	104	-	-	0/0/0/0	0/0/0/0
86	OHX	O7	105	-	-	0/0/0/0	0/0/0/0
86	OHX	Q2	503	-	-	0/0/0/0	0/0/0/0
86	OHX	S8	302	-	-	0/0/0/0	0/0/0/0
86	OHX	SR	401	-	-	0/0/0/0	0/0/0/0
86	OHX	c3	201	-	-	0/0/0/0	0/0/0/0
86	OHX	c5	201	-	-	0/0/0/0	0/0/0/0
86	OHX	c8	202	-	-	0/0/0/0	0/0/0/0
86	OHX	d4	201	-	-	0/0/0/0	0/0/0/0
86	OHX	d9	102	-	-	0/0/0/0	0/0/0/0
86	OHX	l3	404	-	-	0/0/0/0	0/0/0/0
86	OHX	l3	405	-	-	0/0/0/0	0/0/0/0
86	OHX	l4	402	-	-	0/0/0/0	0/0/0/0
86	OHX	l4	403	-	-	0/0/0/0	0/0/0/0
86	OHX	l5	304	-	-	0/0/0/0	0/0/0/0
86	OHX	l5	305	-	-	0/0/0/0	0/0/0/0
86	OHX	l5	306	-	-	0/0/0/0	0/0/0/0
86	OHX	l9	202	-	-	0/0/0/0	0/0/0/0
86	OHX	m0	302	-	-	0/0/0/0	0/0/0/0
86	OHX	m0	303	-	-	0/0/0/0	0/0/0/0
86	OHX	m1	202	-	-	0/0/0/0	0/0/0/0
86	OHX	m4	202	-	-	0/0/0/0	0/0/0/0
86	OHX	m5	306	-	-	0/0/0/0	0/0/0/0
86	OHX	m6	203	-	-	0/0/0/0	0/0/0/0
86	OHX	m7	207	-	-	0/0/0/0	0/0/0/0
86	OHX	n1	201	-	-	0/0/0/0	0/0/0/0
86	OHX	n3	202	-	-	0/0/0/0	0/0/0/0
86	OHX	n9	103	-	-	0/0/0/0	0/0/0/0
86	OHX	o3	203	-	-	0/0/0/0	0/0/0/0
86	OHX	o7	103	-	-	0/0/0/0	0/0/0/0
86	OHX	q2	502	-	-	0/0/0/0	0/0/0/0
86	OHX	s1	302	-	-	0/0/0/0	0/0/0/0
86	OHX	s1	303	-	-	0/0/0/0	0/0/0/0
86	OHX	s4	301	-	-	0/0/0/0	0/0/0/0
86	OHX	s8	302	-	-	0/0/0/0	0/0/0/0
86	OHX	s9	201	-	-	0/0/0/0	0/0/0/0
86	OHX	sR	401	-	-	0/0/0/0	0/0/0/0

The worst 5 of 7 bond length outliers are listed below:

Mol	Chain	Res	Type	Atoms	Z	Observed(Å)	Ideal(Å)
88	5	4248	BLS	C11-N12	-5.16	1.36	1.47
88	1	4211	BLS	C2-N3	-4.20	1.29	1.38
88	1	4211	BLS	C6-C5	-2.57	1.32	1.38
88	5	4248	BLS	C14-N12	2.10	1.40	1.35
88	1	4211	BLS	C11-N12	3.05	1.53	1.47

The worst 5 of 6 bond angle outliers are listed below:

Mol	Chain	Res	Type	Atoms	Z	Observed(°)	Ideal(°)
88	1	4211	BLS	C11-N12-C14	-4.36	116.17	121.53
88	1	4211	BLS	C6-N1-C2	-2.78	116.78	121.28
88	1	4211	BLS	C5-C4-N3	-2.57	118.62	121.68
88	1	4211	BLS	C5'-O5'-C1'	2.30	117.17	112.26
88	1	4211	BLS	C4'-N6-C7	3.27	126.81	123.28

There are no chirality outliers.

There are no torsion outliers.

There are no ring outliers.

463 monomers are involved in 698 short contacts:

Mol	Chain	Res	Type	Clashes	Symm-Clashes
86	1	3857	OHX	1	0
86	1	3860	OHX	1	0
86	1	3862	OHX	3	0
86	1	3864	OHX	1	0
86	1	3865	OHX	1	0
86	1	3867	OHX	1	0
86	1	3869	OHX	1	0
86	1	3871	OHX	1	0
86	1	3873	OHX	1	0
86	1	3874	OHX	1	0
86	1	3876	OHX	2	0
86	1	3877	OHX	1	0
86	1	3878	OHX	1	0
86	1	3879	OHX	2	0
86	1	3881	OHX	1	0
86	1	3882	OHX	1	0
86	1	3883	OHX	1	0
86	1	3884	OHX	1	0
86	1	3886	OHX	1	0
86	1	3894	OHX	2	0
86	1	3897	OHX	2	0

Continued on next page...

Continued from previous page...

Mol	Chain	Res	Type	Clashes	Symm-Clashes
86	1	3899	OHX	1	0
86	1	3905	OHX	1	0
86	1	3908	OHX	1	0
86	1	3917	OHX	1	0
86	1	3919	OHX	2	0
86	1	3920	OHX	2	0
86	1	3924	OHX	2	0
86	1	3926	OHX	1	0
86	1	3927	OHX	2	0
86	1	3931	OHX	1	0
86	1	3932	OHX	1	0
86	1	3933	OHX	1	0
86	1	3935	OHX	2	0
86	1	3936	OHX	1	0
86	1	3940	OHX	1	0
86	1	3947	OHX	1	0
86	1	3950	OHX	1	0
86	1	3951	OHX	5	0
86	1	3952	OHX	1	0
86	1	3955	OHX	1	0
86	1	3957	OHX	3	0
86	1	3958	OHX	1	0
86	1	3961	OHX	1	0
86	1	3962	OHX	1	0
86	1	3965	OHX	6	0
86	1	3966	OHX	1	0
86	1	3970	OHX	1	0
86	1	3971	OHX	2	0
86	1	3974	OHX	1	0
86	1	3976	OHX	1	0
86	1	3977	OHX	1	0
86	1	3979	OHX	1	0
86	1	3982	OHX	1	0
86	1	3988	OHX	2	0
86	1	3991	OHX	1	0
86	1	3994	OHX	2	0
86	1	3996	OHX	1	0
86	1	3997	OHX	2	0
86	1	3998	OHX	5	0
86	1	4001	OHX	2	0
86	1	4003	OHX	1	0
86	1	4005	OHX	1	0

Continued on next page...

Continued from previous page...

Mol	Chain	Res	Type	Clashes	Symm-Clashes
86	1	4008	OHX	1	0
86	1	4012	OHX	1	0
86	1	4014	OHX	1	0
86	1	4023	OHX	6	0
86	1	4025	OHX	1	0
86	1	4027	OHX	6	0
86	1	4029	OHX	1	0
86	1	4033	OHX	2	0
86	1	4034	OHX	2	0
86	1	4036	OHX	1	0
86	1	4038	OHX	1	0
86	1	4039	OHX	2	0
86	1	4040	OHX	7	0
86	1	4042	OHX	2	0
86	1	4048	OHX	1	0
86	1	4050	OHX	5	0
86	1	4051	OHX	1	0
86	1	4052	OHX	2	0
86	1	4057	OHX	1	0
86	1	4059	OHX	2	0
86	1	4065	OHX	1	0
86	1	4070	OHX	1	0
86	1	4076	OHX	2	0
86	1	4078	OHX	1	0
86	1	4080	OHX	2	0
86	1	4081	OHX	3	0
86	1	4086	OHX	1	0
86	1	4089	OHX	1	0
86	1	4092	OHX	1	0
86	1	4103	OHX	1	0
86	1	4118	OHX	2	0
86	1	4121	OHX	1	0
86	1	4124	OHX	2	0
86	1	4128	OHX	2	0
86	1	4129	OHX	1	0
86	1	4130	OHX	1	0
86	1	4131	OHX	1	0
86	1	4132	OHX	1	0
86	1	4134	OHX	1	0
86	1	4135	OHX	2	0
86	1	4136	OHX	1	0
86	1	4137	OHX	1	0

Continued on next page...

Continued from previous page...

Mol	Chain	Res	Type	Clashes	Symm-Clashes
86	1	4138	OHX	1	0
86	1	4139	OHX	1	0
86	1	4140	OHX	2	0
86	1	4141	OHX	2	0
86	1	4143	OHX	6	0
86	1	4144	OHX	1	0
86	1	4147	OHX	2	0
86	1	4152	OHX	1	0
86	1	4153	OHX	6	0
86	1	4155	OHX	1	0
86	1	4160	OHX	4	0
86	1	4161	OHX	1	0
86	1	4162	OHX	1	0
86	1	4165	OHX	1	0
86	1	4166	OHX	1	0
86	1	4167	OHX	1	0
86	1	4169	OHX	6	0
86	1	4172	OHX	1	0
86	1	4177	OHX	1	0
86	1	4178	OHX	4	0
86	1	4180	OHX	1	0
86	1	4189	OHX	2	0
86	1	4190	OHX	1	0
86	1	4191	OHX	1	0
86	1	4194	OHX	7	0
86	1	4195	OHX	1	0
86	1	4200	OHX	3	0
86	1	4201	OHX	1	0
86	1	4205	OHX	1	0
86	1	4207	OHX	1	0
88	1	4211	BLS	2	0
86	2	2023	OHX	1	0
86	2	2024	OHX	1	0
86	2	2025	OHX	1	0
86	2	2026	OHX	2	0
86	2	2029	OHX	1	0
86	2	2031	OHX	8	0
86	2	2034	OHX	1	0
86	2	2036	OHX	2	0
86	2	2038	OHX	2	0
86	2	2040	OHX	1	0
86	2	2041	OHX	1	0

Continued on next page...

Continued from previous page...

Mol	Chain	Res	Type	Clashes	Symm-Clashes
86	2	2043	OHX	6	0
86	2	2044	OHX	2	0
86	2	2045	OHX	1	0
86	2	2046	OHX	2	0
86	2	2050	OHX	1	0
86	2	2053	OHX	2	0
86	2	2055	OHX	1	0
86	2	2057	OHX	2	0
86	2	2061	OHX	1	0
86	2	2063	OHX	2	0
86	2	2066	OHX	1	0
86	2	2069	OHX	1	0
86	2	2072	OHX	1	0
86	2	2073	OHX	2	0
86	2	2074	OHX	4	0
86	2	2075	OHX	1	0
86	2	2077	OHX	2	0
86	2	2081	OHX	1	0
86	2	2085	OHX	1	0
86	2	2089	OHX	3	0
86	2	2091	OHX	2	0
86	2	2092	OHX	2	0
86	2	2095	OHX	1	0
86	2	2096	OHX	1	0
86	2	2097	OHX	1	0
86	2	2098	OHX	7	0
86	2	2099	OHX	1	0
86	2	2103	OHX	2	0
86	2	2104	OHX	1	0
86	2	2105	OHX	1	0
86	2	2106	OHX	1	0
86	2	2107	OHX	2	0
86	2	2108	OHX	1	0
86	2	2109	OHX	1	0
86	2	2110	OHX	3	0
86	2	2115	OHX	1	0
86	2	2116	OHX	1	0
86	2	2120	OHX	3	0
86	2	2122	OHX	1	0
86	2	2126	OHX	1	0
86	2	2129	OHX	2	0
86	2	2130	OHX	1	0

Continued on next page...

Continued from previous page...

Mol	Chain	Res	Type	Clashes	Symm-Clashes
86	2	2131	OHX	5	0
86	2	2134	OHX	1	0
86	2	2138	OHX	1	0
86	2	2140	OHX	1	0
86	2	2143	OHX	1	0
86	2	2146	OHX	6	0
86	2	2149	OHX	1	0
86	2	2154	OHX	1	0
86	2	2155	OHX	1	0
86	2	2157	OHX	3	0
86	2	2159	OHX	1	0
86	2	2160	OHX	1	0
86	2	2162	OHX	4	0
86	2	2165	OHX	1	0
86	2	2167	OHX	1	0
86	2	2168	OHX	1	0
86	2	2173	OHX	1	0
86	3	216	OHX	1	0
86	3	218	OHX	1	0
86	3	221	OHX	1	0
86	3	224	OHX	1	0
86	4	226	OHX	1	0
86	4	229	OHX	2	0
86	4	232	OHX	1	0
86	4	234	OHX	1	0
86	4	236	OHX	1	0
86	5	3892	OHX	2	0
86	5	3894	OHX	1	0
86	5	3895	OHX	1	0
86	5	3897	OHX	1	0
86	5	3898	OHX	1	0
86	5	3899	OHX	1	0
86	5	3900	OHX	1	0
86	5	3901	OHX	1	0
86	5	3902	OHX	2	0
86	5	3903	OHX	1	0
86	5	3904	OHX	1	0
86	5	3905	OHX	2	0
86	5	3908	OHX	1	0
86	5	3909	OHX	3	0
86	5	3910	OHX	2	0
86	5	3912	OHX	1	0

Continued on next page...

Continued from previous page...

Mol	Chain	Res	Type	Clashes	Symm-Clashes
86	5	3917	OHX	1	0
86	5	3920	OHX	1	0
86	5	3925	OHX	1	0
86	5	3926	OHX	1	0
86	5	3928	OHX	1	0
86	5	3929	OHX	1	0
86	5	3930	OHX	1	0
86	5	3932	OHX	1	0
86	5	3935	OHX	7	0
86	5	3938	OHX	1	0
86	5	3940	OHX	1	0
86	5	3943	OHX	1	0
86	5	3946	OHX	1	0
86	5	3947	OHX	1	0
86	5	3949	OHX	2	0
86	5	3950	OHX	3	0
86	5	3951	OHX	1	0
86	5	3952	OHX	1	0
86	5	3953	OHX	2	0
86	5	3955	OHX	3	0
86	5	3959	OHX	1	0
86	5	3962	OHX	2	0
86	5	3963	OHX	1	0
86	5	3965	OHX	2	0
86	5	3966	OHX	6	0
86	5	3968	OHX	1	0
86	5	3969	OHX	1	0
86	5	3971	OHX	8	0
86	5	3972	OHX	1	0
86	5	3975	OHX	1	0
86	5	3980	OHX	1	0
86	5	3982	OHX	1	0
86	5	3984	OHX	2	0
86	5	3989	OHX	1	0
86	5	3991	OHX	1	0
86	5	3992	OHX	1	0
86	5	3994	OHX	5	0
86	5	3995	OHX	6	0
86	5	3996	OHX	1	0
86	5	4000	OHX	2	0
86	5	4004	OHX	4	0
86	5	4006	OHX	1	0

Continued on next page...

Continued from previous page...

Mol	Chain	Res	Type	Clashes	Symm-Clashes
86	5	4008	OHX	2	0
86	5	4014	OHX	7	0
86	5	4017	OHX	2	0
86	5	4018	OHX	2	0
86	5	4022	OHX	1	0
86	5	4023	OHX	1	0
86	5	4028	OHX	1	0
86	5	4029	OHX	4	0
86	5	4033	OHX	1	0
86	5	4040	OHX	1	0
86	5	4043	OHX	1	0
86	5	4045	OHX	1	0
86	5	4046	OHX	1	0
86	5	4047	OHX	1	0
86	5	4048	OHX	1	0
86	5	4049	OHX	1	0
86	5	4060	OHX	4	0
86	5	4061	OHX	1	0
86	5	4066	OHX	1	0
86	5	4068	OHX	1	0
86	5	4069	OHX	1	0
86	5	4074	OHX	1	0
86	5	4075	OHX	1	0
86	5	4082	OHX	1	0
86	5	4083	OHX	1	0
86	5	4085	OHX	7	0
86	5	4087	OHX	2	0
86	5	4088	OHX	2	0
86	5	4092	OHX	1	0
86	5	4095	OHX	1	0
86	5	4097	OHX	2	0
86	5	4100	OHX	2	0
86	5	4104	OHX	1	0
86	5	4105	OHX	2	0
86	5	4106	OHX	1	0
86	5	4112	OHX	1	0
86	5	4113	OHX	1	0
86	5	4114	OHX	1	0
86	5	4124	OHX	1	0
86	5	4126	OHX	2	0
86	5	4128	OHX	1	0
86	5	4133	OHX	1	0

Continued on next page...

Continued from previous page...

Mol	Chain	Res	Type	Clashes	Symm-Clashes
86	5	4136	OHX	1	0
86	5	4138	OHX	3	0
86	5	4139	OHX	3	0
86	5	4142	OHX	1	0
86	5	4145	OHX	1	0
86	5	4154	OHX	2	0
86	5	4155	OHX	1	0
86	5	4157	OHX	1	0
86	5	4161	OHX	1	0
86	5	4163	OHX	1	0
86	5	4164	OHX	1	0
86	5	4172	OHX	1	0
86	5	4173	OHX	1	0
86	5	4175	OHX	1	0
86	5	4179	OHX	1	0
86	5	4180	OHX	1	0
86	5	4182	OHX	1	0
86	5	4184	OHX	2	0
86	5	4186	OHX	2	0
86	5	4187	OHX	1	0
86	5	4188	OHX	1	0
86	5	4190	OHX	1	0
86	5	4192	OHX	1	0
86	5	4193	OHX	10	0
86	5	4194	OHX	2	0
86	5	4195	OHX	5	0
86	5	4206	OHX	1	0
86	5	4209	OHX	1	0
86	5	4211	OHX	1	0
86	5	4212	OHX	6	0
86	5	4214	OHX	1	0
86	5	4218	OHX	2	0
86	5	4222	OHX	1	0
86	5	4228	OHX	7	0
86	5	4229	OHX	1	0
86	5	4230	OHX	1	0
86	5	4231	OHX	1	0
86	5	4232	OHX	4	0
86	5	4234	OHX	1	0
86	5	4238	OHX	8	0
86	5	4239	OHX	1	0
86	5	4244	OHX	1	0

Continued on next page...

Continued from previous page...

Mol	Chain	Res	Type	Clashes	Symm-Clashes
88	5	4248	BLS	2	0
86	6	2046	OHX	1	0
86	6	2047	OHX	1	0
86	6	2049	OHX	1	0
86	6	2053	OHX	1	0
86	6	2055	OHX	1	0
86	6	2057	OHX	1	0
86	6	2059	OHX	5	0
86	6	2061	OHX	3	0
86	6	2062	OHX	1	0
86	6	2065	OHX	1	0
86	6	2068	OHX	1	0
86	6	2070	OHX	1	0
86	6	2071	OHX	2	0
86	6	2073	OHX	1	0
86	6	2074	OHX	2	0
86	6	2075	OHX	1	0
86	6	2077	OHX	1	0
86	6	2079	OHX	1	0
86	6	2081	OHX	1	0
86	6	2083	OHX	1	0
86	6	2086	OHX	1	0
86	6	2088	OHX	1	0
86	6	2091	OHX	1	0
86	6	2092	OHX	1	0
86	6	2093	OHX	1	0
86	6	2096	OHX	2	0
86	6	2098	OHX	1	0
86	6	2100	OHX	2	0
86	6	2102	OHX	1	0
86	6	2103	OHX	1	0
86	6	2104	OHX	2	0
86	6	2105	OHX	2	0
86	6	2106	OHX	1	0
86	6	2107	OHX	1	0
86	6	2109	OHX	1	0
86	6	2111	OHX	2	0
86	6	2112	OHX	1	0
86	6	2114	OHX	1	0
86	6	2117	OHX	2	0
86	6	2120	OHX	7	0
86	6	2122	OHX	1	0

Continued on next page...

Continued from previous page...

Mol	Chain	Res	Type	Clashes	Symm-Clashes
86	6	2123	OHX	1	0
86	6	2124	OHX	1	0
86	6	2125	OHX	2	0
86	6	2126	OHX	2	0
86	6	2128	OHX	1	0
86	6	2130	OHX	1	0
86	6	2136	OHX	2	0
86	6	2137	OHX	1	0
86	6	2138	OHX	2	0
86	6	2143	OHX	2	0
86	6	2144	OHX	1	0
86	6	2146	OHX	1	0
86	6	2147	OHX	6	0
86	6	2149	OHX	1	0
86	6	2154	OHX	1	0
86	6	2157	OHX	1	0
86	6	2159	OHX	3	0
86	6	2163	OHX	1	0
86	6	2165	OHX	1	0
86	6	2171	OHX	7	0
86	6	2175	OHX	1	0
86	6	2178	OHX	2	0
86	6	2179	OHX	1	0
86	6	2182	OHX	1	0
86	6	2183	OHX	1	0
86	6	2184	OHX	3	0
86	6	2188	OHX	1	0
86	6	2189	OHX	1	0
86	6	2190	OHX	3	0
86	6	2192	OHX	3	0
86	6	2195	OHX	1	0
86	6	2201	OHX	1	0
86	6	2202	OHX	1	0
86	6	2204	OHX	1	0
86	7	218	OHX	2	0
86	7	220	OHX	7	0
86	7	221	OHX	1	0
86	7	222	OHX	1	0
86	7	223	OHX	1	0
86	7	228	OHX	6	0
86	8	215	OHX	1	0
86	8	216	OHX	5	0

Continued on next page...

Continued from previous page...

Mol	Chain	Res	Type	Clashes	Symm-Clashes
86	8	219	OHX	1	0
86	8	222	OHX	1	0
86	8	223	OHX	5	0
86	8	228	OHX	1	0
86	8	229	OHX	1	0
86	C3	201	OHX	1	0
86	C5	201	OHX	3	0
86	D3	202	OHX	2	0
86	L3	405	OHX	1	0
86	L3	406	OHX	1	0
86	L4	404	OHX	2	0
86	M0	304	OHX	1	0
86	M5	303	OHX	1	0
86	M7	206	OHX	1	0
86	M7	207	OHX	1	0
86	M9	202	OHX	1	0
86	O1	202	OHX	7	0
86	O3	201	OHX	1	0
86	O7	104	OHX	6	0
86	O7	105	OHX	1	0
86	Q2	503	OHX	2	0
86	S8	302	OHX	1	0

5.7 Other polymers [i](#)

There are no such residues in this entry.

5.8 Polymer linkage issues [i](#)

There are no chain breaks in this entry.

6 Fit of model and data [i](#)

6.1 Protein, DNA and RNA chains [i](#)

EDS failed to run properly - this section is therefore empty.

6.2 Non-standard residues in protein, DNA, RNA chains [i](#)

EDS failed to run properly - this section is therefore empty.

6.3 Carbohydrates [i](#)

EDS failed to run properly - this section is therefore empty.

6.4 Ligands [i](#)

EDS failed to run properly - this section is therefore empty.

6.5 Other polymers [i](#)

EDS failed to run properly - this section is therefore empty.