



Full wwPDB X-ray Structure Validation Report ⓘ

Feb 15, 2017 – 03:20 am GMT

PDB ID : 3U61
Title : Structure of T4 Bacteriophage Clamp Loader Bound To Closed Clamp, DNA and ATP Analog and ADP
Authors : Kelch, B.A.; Makino, D.L.; O'Donnell, M.; Kuriyan, J.
Deposited on : 2011-10-11
Resolution : 3.20 Å(reported)

This is a Full wwPDB X-ray Structure Validation Report for a publicly released PDB entry.

We welcome your comments at validation@mail.wwpdb.org

A user guide is available at

<http://wwpdb.org/validation/2016/XrayValidationReportHelp>

with specific help available everywhere you see the ⓘ symbol.

The following versions of software and data (see [references ⓘ](#)) were used in the production of this report:

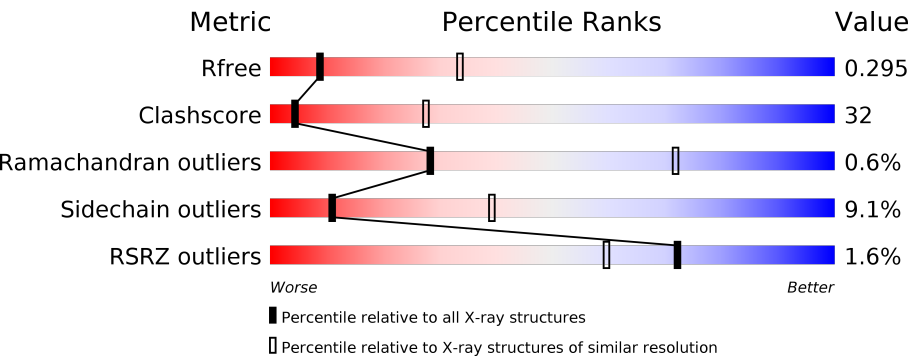
MolProbity : 4.02b-467
Mogul : 1.7.2 (RC1), CSD as538be (2017)
Xtriage (Phenix) : 1.9-1692
EDS : trunk28620
Percentile statistics : 20161228.v01 (using entries in the PDB archive December 28th 2016)
Refmac : 5.8.0135
CCP4 : 6.5.0
Ideal geometry (proteins) : Engh & Huber (2001)
Ideal geometry (DNA, RNA) : Parkinson et al. (1996)
Validation Pipeline (wwPDB-VP) : recalc28949

1 Overall quality at a glance i

The following experimental techniques were used to determine the structure:
X-RAY DIFFRACTION

The reported resolution of this entry is 3.20 Å.

Percentile scores (ranging between 0-100) for global validation metrics of the entry are shown in the following graphic. The table shows the number of entries on which the scores are based.



Metric	Whole archive (#Entries)	Similar resolution (#Entries, resolution range(Å))
R_{free}	100719	1015 (3.22-3.18)
Clashscore	112137	1009 (3.20-3.20)
Ramachandran outliers	110173	1118 (3.22-3.18)
Sidechain outliers	110143	1117 (3.22-3.18)
RSRZ outliers	101464	1020 (3.22-3.18)

The table below summarises the geometric issues observed across the polymeric chains and their fit to the electron density. The red, orange, yellow and green segments on the lower bar indicate the fraction of residues that contain outliers for ≥ 3 , 2, 1 and 0 types of geometric quality criteria. A grey segment represents the fraction of residues that are not modelled. The numeric value for each fraction is indicated below the corresponding segment, with a dot representing fractions $\leq 5\%$. The upper red bar (where present) indicates the fraction of residues that have poor fit to the electron density. The numeric value is given above the bar.

Mol	Chain	Length	Quality of chain
1	B	324	<div><div>2%</div><div><div></div><div>42%</div><div>48%</div><div>6%</div></div></div>
1	C	324	<div><div><div>47%</div><div>45%</div><div>6%</div></div></div>
1	D	324	<div><div>2%</div><div><div></div><div>49%</div><div>42%</div><div>8%</div></div></div>
1	E	324	<div><div>3%</div><div><div></div><div>44%</div><div>42%</div><div>5%</div><div>9%</div></div></div>
2	A	199	<div><div>2%</div><div><div></div><div>34%</div><div>53%</div><div>11%</div></div></div>
3	F	228	<div><div></div><div><div></div><div>64%</div><div>30%</div><div></div></div></div>

Continued on next page...

Continued from previous page...

Mol	Chain	Length	Quality of chain
3	G	228	
3	H	228	
4	I	20	
5	J	10	

The following table lists non-polymeric compounds, carbohydrate monomers and non-standard residues in protein, DNA, RNA chains that are outliers for geometric or electron-density-fit criteria:

Mol	Type	Chain	Res	Chirality	Geometry	Clashes	Electron density
6	ADP	B	700	-	-	X	-
7	MG	C	800	-	-	-	X
7	MG	D	800	-	-	-	X

2 Entry composition

There are 8 unique types of molecules in this entry. The entry contains 16748 atoms, of which 0 are hydrogens and 0 are deuteriums.

In the tables below, the ZeroOcc column contains the number of atoms modelled with zero occupancy, the AltConf column contains the number of residues with at least one atom in alternate conformation and the Trace column contains the number of residues modelled with at most 2 atoms.

- Molecule 1 is a protein called DNA polymerase accessory protein 44.

Mol	Chain	Residues	Atoms					ZeroOcc	AltConf	Trace
1	B	305	Total	C	N	O	S	0	0	0
			2407	1525	412	454	16			
1	C	319	Total	C	N	O	S	0	0	0
			2503	1583	430	473	17			
1	D	320	Total	C	N	O	S	0	0	0
			2514	1590	432	475	17			
1	E	294	Total	C	N	O	S	0	0	0
			2292	1451	394	432	15			

There are 20 discrepancies between the modelled and reference sequences:

Chain	Residue	Modelled	Actual	Comment	Reference
B	-4	GLY	-	EXPRESSION TAG	UNP P04526
B	-3	PRO	-	EXPRESSION TAG	UNP P04526
B	-2	GLY	-	EXPRESSION TAG	UNP P04526
B	-1	GLY	-	EXPRESSION TAG	UNP P04526
B	0	SER	-	EXPRESSION TAG	UNP P04526
C	-4	GLY	-	EXPRESSION TAG	UNP P04526
C	-3	PRO	-	EXPRESSION TAG	UNP P04526
C	-2	GLY	-	EXPRESSION TAG	UNP P04526
C	-1	GLY	-	EXPRESSION TAG	UNP P04526
C	0	SER	-	EXPRESSION TAG	UNP P04526
D	-4	GLY	-	EXPRESSION TAG	UNP P04526
D	-3	PRO	-	EXPRESSION TAG	UNP P04526
D	-2	GLY	-	EXPRESSION TAG	UNP P04526
D	-1	GLY	-	EXPRESSION TAG	UNP P04526
D	0	SER	-	EXPRESSION TAG	UNP P04526
E	-4	GLY	-	EXPRESSION TAG	UNP P04526
E	-3	PRO	-	EXPRESSION TAG	UNP P04526
E	-2	GLY	-	EXPRESSION TAG	UNP P04526
E	-1	GLY	-	EXPRESSION TAG	UNP P04526
E	0	SER	-	EXPRESSION TAG	UNP P04526

- Molecule 2 is a protein called DNA polymerase accessory protein 62.

Mol	Chain	Residues	Atoms					ZeroOcc	AltConf	Trace
2	A	178	Total	C	N	O	S	0	0	0
			1416	909	233	268	6			

There are 13 discrepancies between the modelled and reference sequences:

Chain	Residue	Modelled	Actual	Comment	Reference
A	188	GLY	-	EXPRESSION TAG	UNP P04527
A	189	LEU	-	EXPRESSION TAG	UNP P04527
A	190	GLU	-	EXPRESSION TAG	UNP P04527
A	191	HIS	-	EXPRESSION TAG	UNP P04527
A	192	HIS	-	EXPRESSION TAG	UNP P04527
A	193	HIS	-	EXPRESSION TAG	UNP P04527
A	194	HIS	-	EXPRESSION TAG	UNP P04527
A	195	HIS	-	EXPRESSION TAG	UNP P04527
A	196	HIS	-	EXPRESSION TAG	UNP P04527
A	197	HIS	-	EXPRESSION TAG	UNP P04527
A	198	HIS	-	EXPRESSION TAG	UNP P04527
A	199	HIS	-	EXPRESSION TAG	UNP P04527
A	200	HIS	-	EXPRESSION TAG	UNP P04527

- Molecule 3 is a protein called DNA polymerase processivity component.

Mol	Chain	Residues	Atoms					ZeroOcc	AltConf	Trace
3	G	228	Total	C	N	O	Se	0	0	0
			1750	1113	288	343	6			
3	H	228	Total	C	N	O	Se	0	0	0
			1750	1113	288	343	6			
3	F	222	Total	C	N	O	Se	0	0	0
			1699	1083	280	330	6			

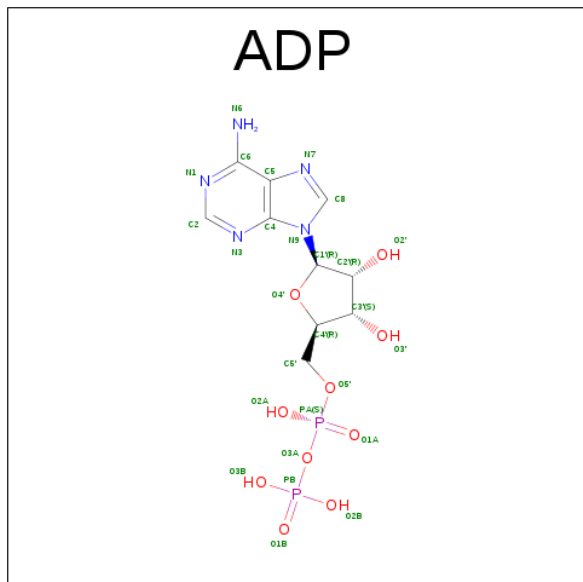
- Molecule 4 is a DNA chain called Template DNA strand.

Mol	Chain	Residues	Atoms					ZeroOcc	AltConf	Trace
4	I	8	Total	C	N	O	P	0	0	0
			163	79	29	48	7			

- Molecule 5 is a DNA chain called Primer DNA strand.

Mol	Chain	Residues	Atoms					ZeroOcc	AltConf	Trace
5	J	8	Total	C	N	O	P	0	0	0
			162	77	31	46	8			

- Molecule 6 is ADENOSINE-5'-DIPHOSPHATE (three-letter code: ADP) (formula: $C_{10}H_{15}N_5O_{10}P_2$).

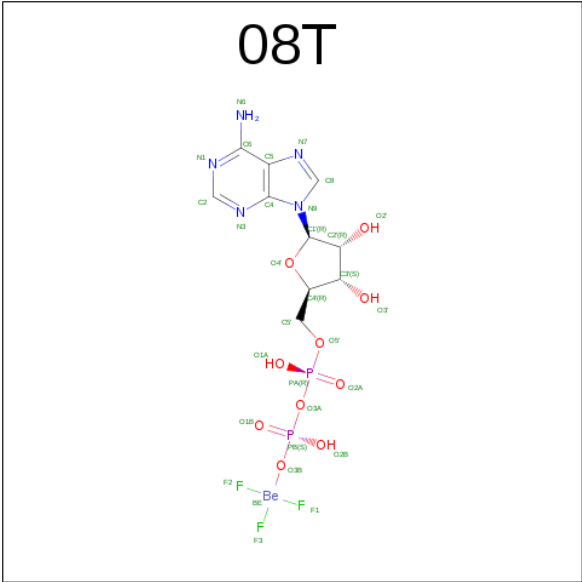


Mol	Chain	Residues	Atoms					ZeroOcc	AltConf
6	B	1	Total	C	N	O	P	0	0
			27	10	5	10	2		

- Molecule 7 is MAGNESIUM ION (three-letter code: MG) (formula: Mg).

Mol	Chain	Residues	Atoms		ZeroOcc	AltConf
7	B	1	Total	Mg	0	0
			1	1		
7	D	1	Total	Mg	0	0
			1	1		
7	C	1	Total	Mg	0	0
			1	1		

- Molecule 8 is [(((2R,3S,4R,5R)-5-(6-AMINOPURIN-9-YL)-3,4-BIS(OXIDANYL)OXOLAN-2-YL]METHOXY-OXIDANYL-PHOSPHORYL]OXY-OXIDANYL-PHOSPHORYL]OXY-TRIS(FLUORANYL)BERYLLIUM (three-letter code: 08T) (formula: $C_{10}H_{14}BeF_3N_5O_{10}P_2$).

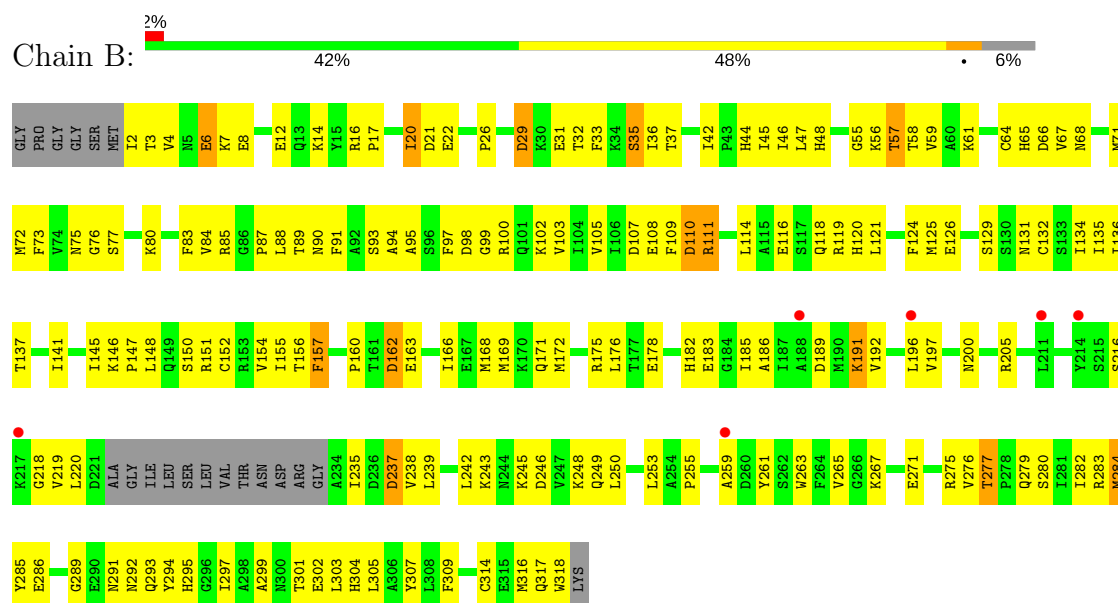


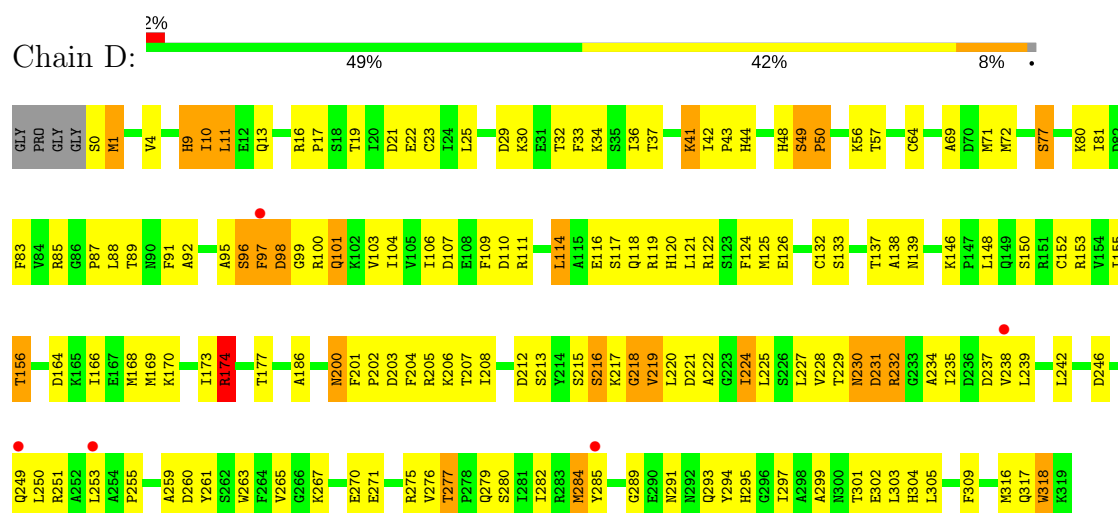
Mol	Chain	Residues	Atoms							ZeroOcc	AltConf
8	C	1	Total	Be	C	F	N	O	P	0	0
			31	1	10	3	5	10	2		
8	D	1	Total	Be	C	F	N	O	P	0	0
			31	1	10	3	5	10	2		

3 Residue-property plots

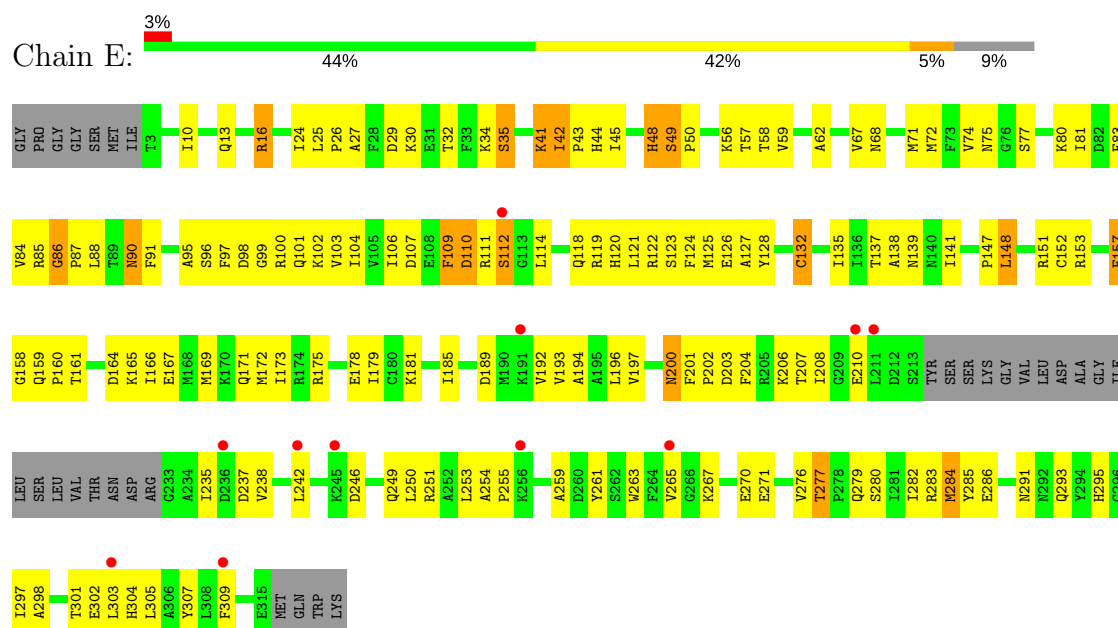
These plots are drawn for all protein, RNA and DNA chains in the entry. The first graphic for a chain summarises the proportions of the various outlier classes displayed in the second graphic. The second graphic shows the sequence view annotated by issues in geometry and electron density. Residues are color-coded according to the number of geometric quality criteria for which they contain at least one outlier: green = 0, yellow = 1, orange = 2 and red = 3 or more. A red dot above a residue indicates a poor fit to the electron density ($RSRZ > 2$). Stretches of 2 or more consecutive residues without any outlier are shown as a green connector. Residues present in the sample, but not in the model, are shown in grey.

• Molecule 1: DNA polymerase accessory protein 44

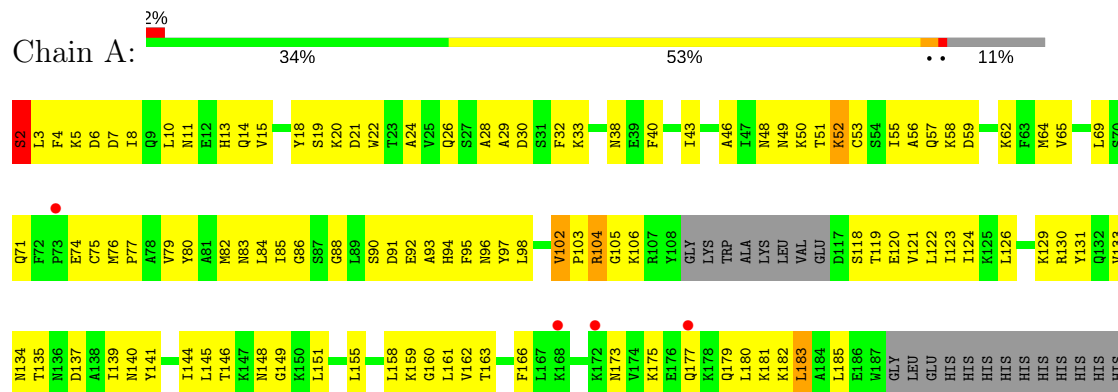





• Molecule 1: DNA polymerase accessory protein 44



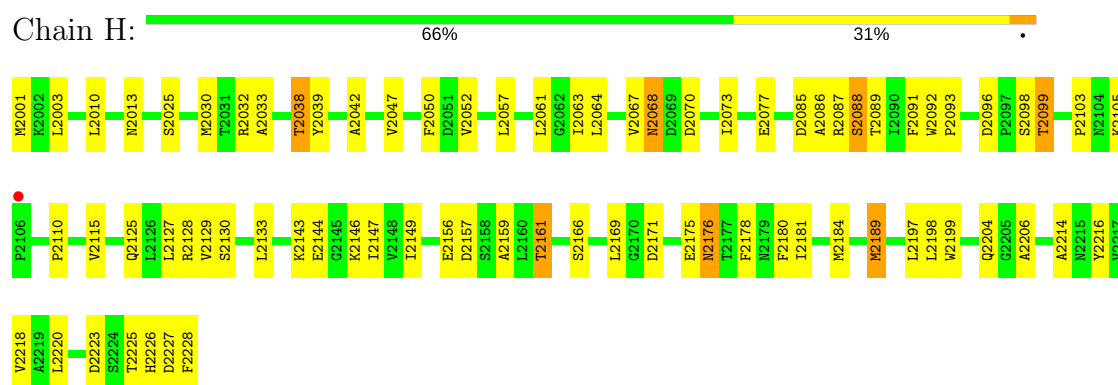
• Molecule 2: DNA polymerase accessory protein 62



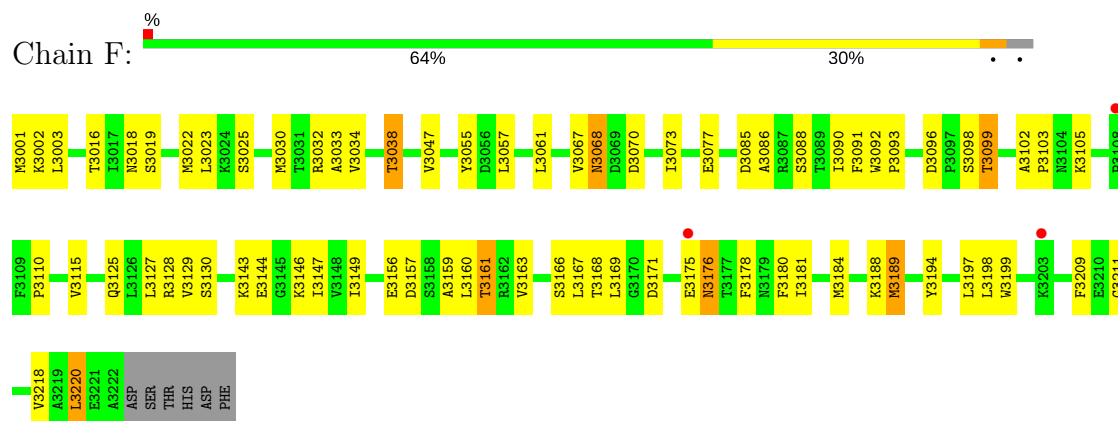
• Molecule 3: DNA polymerase processivity component



- Molecule 3: DNA polymerase processivity component



- Molecule 3: DNA polymerase processivity component



- Molecule 4: Template DNA strand



- Molecule 5: Primer DNA strand



DC	DG	T3	A4	G5	A6	C7	A8	C9	C10
----	----	----	----	----	----	----	----	----	-----

4 Data and refinement statistics

Property	Value	Source
Space group	P 21 21 21	Depositor
Cell constants a, b, c, α , β , γ	82.30Å 137.27Å 222.78Å 90.00° 90.00° 90.00°	Depositor
Resolution (Å)	47.65 – 3.20 47.65 – 2.92	Depositor EDS
% Data completeness (in resolution range)	96.2 (47.65-3.20) 89.9 (47.65-2.92)	Depositor EDS
R_{merge}	(Not available)	Depositor
R_{sym}	0.12	Depositor
$\langle I/\sigma(I) \rangle$ ¹	1.81 (at 2.91Å)	Xtriage
Refinement program	PHENIX (phenix.refine: 1.7.1_743)	Depositor
R, R_{free}	0.239 , 0.305 0.227 , 0.295	Depositor DCC
R_{free} test set	2912 reflections (7.13%)	DCC
Wilson B-factor (Å ²)	73.1	Xtriage
Anisotropy	0.483	Xtriage
Bulk solvent k_{sol} (e/Å ³), B_{sol} (Å ²)	0.28 , 59.4	EDS
L-test for twinning ²	$\langle L \rangle = 0.48$, $\langle L^2 \rangle = 0.31$	Xtriage
Estimated twinning fraction	No twinning to report.	Xtriage
F_o, F_c correlation	0.92	EDS
Total number of atoms	16748	wwPDB-VP
Average B, all atoms (Å ²)	106.0	wwPDB-VP

Xtriage's analysis on translational NCS is as follows: *The largest off-origin peak in the Patterson function is 2.99% of the height of the origin peak. No significant pseudotranslation is detected.*

¹Intensities estimated from amplitudes.

²Theoretical values of $\langle |L| \rangle$, $\langle L^2 \rangle$ for acentric reflections are 0.5, 0.333 respectively for untwinned datasets, and 0.375, 0.2 for perfectly twinned datasets.

5 Model quality

5.1 Standard geometry

Bond lengths and bond angles in the following residue types are not validated in this section: MG, ADP, 08T

The Z score for a bond length (or angle) is the number of standard deviations the observed value is removed from the expected value. A bond length (or angle) with $|Z| > 5$ is considered an outlier worth inspection. RMSZ is the root-mean-square of all Z scores of the bond lengths (or angles).

Mol	Chain	Bond lengths		Bond angles	
		RMSZ	$\# Z > 5$	RMSZ	$\# Z > 5$
1	B	0.52	0/2450	0.71	0/3303
1	C	0.58	0/2546	0.75	1/3434 (0.0%)
1	D	0.54	0/2558	0.77	3/3449 (0.1%)
1	E	0.52	0/2331	0.73	1/3144 (0.0%)
2	A	0.48	0/1440	0.74	0/1938
3	F	0.52	0/1721	0.65	0/2324
3	G	0.59	0/1774	0.67	0/2395
3	H	0.50	0/1774	0.63	0/2395
4	I	1.03	0/182	1.86	7/280 (2.5%)
5	J	1.03	0/181	2.09	13/276 (4.7%)
All	All	0.55	0/16957	0.77	25/22938 (0.1%)

Chiral center outliers are detected by calculating the chiral volume of a chiral center and verifying if the center is modelled as a planar moiety or with the opposite hand. A planarity outlier is detected by checking planarity of atoms in a peptide group, atoms in a mainchain group or atoms of a sidechain that are expected to be planar.

Mol	Chain	#Chirality outliers	#Planarity outliers
1	C	0	1
1	D	0	1
1	E	0	2
2	A	0	2
3	F	0	1
All	All	0	7

There are no bond length outliers.

All (25) bond angle outliers are listed below:

Mol	Chain	Res	Type	Atoms	Z	Observed(°)	Ideal(°)
5	J	3	DT	O4'-C1'-N1	9.74	114.82	108.00

Continued on next page...

Continued from previous page...

Mol	Chain	Res	Type	Atoms	Z	Observed(°)	Ideal(°)
5	J	3	DT	C5-C4-O4	-8.25	119.12	124.90
5	J	7	DC	O4'-C1'-N1	8.20	113.74	108.00
5	J	8	DA	O4'-C1'-N9	7.47	113.23	108.00
5	J	5	DG	O4'-C1'-C2'	-7.41	99.97	105.90
5	J	5	DG	C4'-C3'-C2'	-7.33	96.50	103.10
5	J	9	DC	O4'-C1'-N1	7.31	113.12	108.00
5	J	3	DT	N3-C4-O4	6.91	124.05	119.90
5	J	5	DG	O4'-C1'-N9	6.68	112.68	108.00
4	I	6	DC	O4'-C1'-N1	6.68	112.68	108.00
1	C	97	PHE	CB-CA-C	-6.43	97.53	110.40
4	I	2	DG	C8-N9-C4	-6.36	103.86	106.40
5	J	4	DA	N1-C6-N6	6.35	122.41	118.60
4	I	4	DG	N3-C4-C5	-5.82	125.69	128.60
1	D	174	ARG	NE-CZ-NH1	5.70	123.15	120.30
4	I	3	DT	N3-C2-O2	-5.65	118.91	122.30
4	I	4	DG	N3-C4-N9	5.38	129.23	126.00
4	I	2	DG	N7-C8-N9	5.36	115.78	113.10
5	J	8	DA	O4'-C1'-C2'	-5.33	101.63	105.90
5	J	9	DC	C1'-O4'-C4'	-5.33	104.77	110.10
1	D	231	ASP	CB-CG-OD2	5.22	123.00	118.30
1	E	86	GLY	N-CA-C	5.20	126.11	113.10
1	D	114	LEU	CA-CB-CG	-5.13	103.51	115.30
5	J	9	DC	P-O5'-C5'	-5.03	112.85	120.90
4	I	2	DG	C6-C5-N7	-5.03	127.38	130.40

There are no chirality outliers.

All (7) planarity outliers are listed below:

Mol	Chain	Res	Type	Group
2	A	2	SER	Peptide
2	A	52	LYS	Peptide
1	C	128	TYR	Mainchain
1	D	217	LYS	Mainchain
1	E	157	PHE	Peptide
1	E	49	SER	Peptide
3	F	3220	LEU	Peptide

5.2 Too-close contacts

In the following table, the Non-H and H(model) columns list the number of non-hydrogen atoms and hydrogen atoms in the chain respectively. The H(added) column lists the number of hydrogen

atoms added and optimized by MolProbity. The Clashes column lists the number of clashes within the asymmetric unit, whereas Symm-Clashes lists symmetry related clashes.

Mol	Chain	Non-H	H(model)	H(added)	Clashes	Symm-Clashes
1	B	2407	0	2424	182	0
1	C	2503	0	2524	231	0
1	D	2514	0	2543	245	0
1	E	2292	0	2302	198	0
2	A	1416	0	1431	146	0
3	F	1699	0	1716	72	1
3	G	1750	0	1752	112	1
3	H	1750	0	1752	66	0
4	I	163	0	93	18	0
5	J	162	0	90	6	0
6	B	27	0	12	10	0
7	B	1	0	0	0	0
7	C	1	0	0	0	0
7	D	1	0	0	0	0
8	C	31	0	13	5	0
8	D	31	0	13	1	0
All	All	16748	0	16665	1056	1

The all-atom clashscore is defined as the number of clashes found per 1000 atoms (including hydrogen atoms). The all-atom clashscore for this structure is 32.

All (1056) close contacts within the same asymmetric unit are listed below, sorted by their clash magnitude.

Atom-1	Atom-2	Interatomic distance (Å)	Clash overlap (Å)
1:C:97:PHE:CD1	3:G:1204:GLN:HB3	1.57	1.40
1:C:9:HIS:CD2	1:D:41:LYS:HB3	1.73	1.22
1:D:174:ARG:HH11	1:D:174:ARG:CB	1.53	1.20
1:D:174:ARG:HB3	1:D:174:ARG:NH1	1.55	1.20
1:C:174:ARG:HB3	1:C:174:ARG:NH1	1.55	1.18
1:C:174:ARG:HH11	1:C:174:ARG:CB	1.58	1.15
1:C:97:PHE:CE1	3:G:1199:TRP:HZ3	1.66	1.14
1:C:97:PHE:CE1	3:G:1199:TRP:CZ3	2.41	1.08
2:A:145:LEU:HB2	2:A:151:LEU:HD23	1.36	1.07
1:D:77:SER:HB3	1:E:120:HIS:HD2	1.18	1.06
1:C:97:PHE:CE1	3:G:1204:GLN:HB3	1.88	1.06
1:C:9:HIS:HD2	1:D:41:LYS:CB	1.68	1.06
1:D:299:ALA:HB2	1:E:295:HIS:HD2	1.20	1.06
2:A:48:ASN:OD1	2:A:104:ARG:NH2	1.88	1.06
1:C:299:ALA:HB2	1:D:295:HIS:HD2	1.19	1.05

Continued on next page...

Continued from previous page...

Atom-1	Atom-2	Interatomic distance (Å)	Clash overlap (Å)
1:B:293:GLN:NE2	2:A:84:LEU:O	1.90	1.05
1:C:96:SER:O	1:C:97:PHE:CB	2.02	1.04
1:D:299:ALA:HB2	1:E:295:HIS:CD2	1.92	1.04
1:C:96:SER:O	1:C:97:PHE:HB2	1.16	1.03
1:B:95:ALA:HB2	3:F:3096:ASP:HB2	1.38	1.03
1:C:97:PHE:CZ	3:G:1205:GLY:CA	2.41	1.03
1:B:48:HIS:CE1	1:B:156:THR:HG23	1.93	1.02
1:C:9:HIS:CD2	1:D:41:LYS:CB	2.42	1.00
1:C:97:PHE:CE2	3:G:1205:GLY:C	2.34	0.99
1:D:219:VAL:HG12	1:D:220:LEU:H	1.25	0.99
1:E:91:PHE:CE1	1:E:102:LYS:HD2	1.97	0.99
1:D:77:SER:HB3	1:E:120:HIS:CD2	1.98	0.98
1:C:232:ARG:HA	1:C:263:TRP:CZ2	2.00	0.97
1:C:111:ARG:NE	1:D:116:GLU:OE1	1.98	0.96
1:C:192:VAL:HG11	1:C:220:LEU:HB3	1.47	0.96
1:B:276:VAL:HA	1:B:318:TRP:HB3	1.50	0.94
1:B:299:ALA:HB1	1:C:262:SER:HB3	1.48	0.94
1:D:299:ALA:CB	1:E:295:HIS:HD2	1.80	0.94
1:C:97:PHE:CZ	3:G:1199:TRP:CZ3	2.55	0.94
1:D:97:PHE:CE2	3:G:1094:ALA:HB3	2.03	0.93
2:A:105:GLY:O	2:A:106:LYS:NZ	2.00	0.93
1:B:16:ARG:NH2	6:B:700:ADP:H5'2	1.84	0.92
1:B:277:THR:HG22	1:B:317:GLN:O	1.67	0.92
1:C:97:PHE:HD1	3:G:1204:GLN:HB3	1.15	0.92
2:A:120:GLU:HA	2:A:123:ILE:HD12	1.51	0.92
1:C:297:ILE:HD13	1:D:297:ILE:HD11	1.50	0.92
1:C:318:TRP:CZ3	1:C:318:TRP:CZ2	2.55	0.92
1:C:16:ARG:NH2	8:C:700:08T:O2A	2.03	0.91
2:A:155:LEU:CG	2:A:183:LEU:HD21	2.02	0.90
1:E:173:ILE:HG12	1:E:197:VAL:HG21	1.52	0.90
1:C:97:PHE:CZ	3:G:1205:GLY:C	2.46	0.89
1:C:48:HIS:NE2	1:C:156:THR:HB	1.87	0.89
1:C:275:ARG:O	1:C:318:TRP:HD1	1.56	0.89
1:E:303:LEU:HD21	2:A:79:VAL:HG12	1.54	0.89
1:E:77:SER:HA	1:E:111:ARG:HD3	1.53	0.89
1:C:299:ALA:HB2	1:D:295:HIS:CD2	2.07	0.89
1:E:99:GLY:HA3	3:H:2204:GLN:HG2	1.54	0.88
1:C:97:PHE:CZ	3:G:1199:TRP:HZ3	1.91	0.88
1:B:56:LYS:HE2	6:B:700:ADP:O3B	1.73	0.88
1:D:97:PHE:CE2	3:G:1079:GLY:O	2.27	0.88
1:E:172:MET:HE2	1:E:204:PHE:HD2	1.39	0.88

Continued on next page...

Continued from previous page...

Atom-1	Atom-2	Interatomic distance (Å)	Clash overlap (Å)
1:C:188:ALA:HB3	1:C:221:ASP:HA	1.55	0.87
1:E:111:ARG:HG2	1:E:112:SER:H	1.38	0.87
1:D:29:ASP:HA	1:D:32:THR:HG22	1.57	0.86
1:D:186:ALA:HB3	1:D:219:VAL:HG22	1.55	0.86
1:D:97:PHE:CE2	3:G:1079:GLY:C	2.49	0.86
1:B:56:LYS:NZ	1:B:108:GLU:OE2	2.09	0.86
1:D:48:HIS:NE2	1:D:156:THR:HB	1.90	0.86
1:C:318:TRP:HE3	1:C:318:TRP:N	1.73	0.85
1:C:97:PHE:CD1	3:G:1204:GLN:CB	2.53	0.85
1:E:83:PHE:O	1:E:87:PRO:HD2	1.77	0.85
3:F:3068:ASN:ND2	3:F:3085:ASP:OD2	2.10	0.84
1:C:9:HIS:HD2	1:D:41:LYS:HB2	1.41	0.84
2:A:145:LEU:HB3	2:A:151:LEU:HB3	1.59	0.84
1:B:183:GLU:HB3	1:B:185:ILE:HG13	1.59	0.84
1:C:29:ASP:HA	1:C:32:THR:HG22	1.58	0.84
1:D:174:ARG:HB3	1:D:174:ARG:HH11	0.71	0.84
2:A:155:LEU:HG	2:A:183:LEU:HD21	1.60	0.83
1:B:95:ALA:HB2	3:F:3096:ASP:CB	2.08	0.83
1:E:124:PHE:HE1	1:E:128:TYR:CE2	1.95	0.83
1:B:6:GLU:O	1:B:7:LYS:HG2	1.76	0.83
1:C:275:ARG:O	1:C:318:TRP:CD1	2.30	0.83
1:D:97:PHE:HE2	3:G:1094:ALA:CB	1.92	0.83
3:H:2068:ASN:ND2	3:H:2085:ASP:OD2	2.12	0.83
1:B:276:VAL:HA	1:B:318:TRP:CB	2.09	0.83
1:E:124:PHE:CE1	1:E:128:TYR:CE2	2.67	0.83
1:B:126:GLU:OE2	1:B:151:ARG:NH2	2.10	0.82
1:B:16:ARG:HH21	6:B:700:ADP:H5'2	1.41	0.82
1:D:97:PHE:CE2	3:G:1094:ALA:CB	2.62	0.82
1:D:275:ARG:O	1:D:318:TRP:HD1	1.62	0.82
1:B:71:MET:HE3	1:B:105:VAL:HG21	1.62	0.82
1:D:49:SER:HB3	1:D:50:PRO:C	2.00	0.82
1:D:116:GLU:OE2	1:D:119:ARG:NH1	2.13	0.81
2:A:13:HIS:CE1	2:A:32:PHE:CE2	2.69	0.81
1:B:186:ALA:HB3	1:B:219:VAL:HG22	1.64	0.80
1:E:91:PHE:HE1	1:E:102:LYS:HD2	1.44	0.80
1:C:49:SER:HB3	1:C:50:PRO:C	2.01	0.80
1:B:37:THR:HG21	1:B:66:ASP:HB3	1.61	0.80
1:B:55:GLY:O	1:B:59:VAL:HG23	1.83	0.79
1:E:109:PHE:CE2	1:E:118:GLN:HG2	2.16	0.79
2:A:80:TYR:CZ	2:A:84:LEU:HD11	2.17	0.78
1:B:293:GLN:HE22	2:A:84:LEU:C	1.86	0.78

Continued on next page...

Continued from previous page...

Atom-1	Atom-2	Interatomic distance (Å)	Clash overlap (Å)
1:E:124:PHE:CE1	1:E:128:TYR:HE2	2.01	0.78
1:E:119:ARG:HD3	1:E:122:ARG:HH21	1.49	0.78
2:A:69:LEU:HD12	2:A:98:LEU:HD22	1.65	0.78
2:A:55:ILE:HD11	2:A:92:GLU:HA	1.66	0.78
1:E:13:GLN:HG2	2:A:131:TYR:CD1	2.19	0.78
1:D:186:ALA:HB3	1:D:219:VAL:CG2	2.13	0.77
1:D:218:GLY:O	1:D:219:VAL:HB	1.83	0.77
1:C:72:MET:HE1	3:G:1035:ASN:CB	2.14	0.77
3:G:1032:ARG:HG2	3:G:1103:PRO:HD3	1.66	0.77
1:C:97:PHE:CZ	3:G:1205:GLY:HA2	2.20	0.77
1:D:186:ALA:N	1:D:219:VAL:HA	1.99	0.77
1:C:97:PHE:CE1	3:G:1205:GLY:N	2.53	0.77
1:D:72:MET:HE2	3:H:2156:GLU:HA	1.66	0.77
1:D:97:PHE:HB3	3:G:1078:ASP:O	1.85	0.77
1:E:251:ARG:HH21	2:A:71:GLN:NE2	1.83	0.77
1:C:97:PHE:CZ	3:G:1205:GLY:N	2.54	0.76
1:D:222:ALA:O	1:D:225:LEU:HB3	1.84	0.76
3:H:2143:LYS:HG2	3:H:2144:GLU:HG3	1.65	0.76
1:C:174:ARG:HH11	1:C:174:ARG:HB3	0.69	0.76
1:E:95:ALA:HB3	3:H:2220:LEU:O	1.85	0.76
1:D:219:VAL:HG12	1:D:220:LEU:N	2.00	0.76
1:C:318:TRP:HE3	1:C:318:TRP:H	1.32	0.76
1:E:173:ILE:HG23	1:E:193:VAL:HG11	1.68	0.76
2:A:120:GLU:O	2:A:124:ILE:HG13	1.84	0.76
1:B:95:ALA:HB2	3:F:3096:ASP:N	2.00	0.76
2:A:177:GLN:NE2	3:F:3156:GLU:HG2	2.02	0.75
2:A:177:GLN:HE21	3:F:3156:GLU:HG2	1.50	0.75
1:C:318:TRP:N	1:C:318:TRP:CE3	2.54	0.75
1:D:186:ALA:CB	1:D:219:VAL:HG22	2.16	0.75
1:E:172:MET:CE	1:E:204:PHE:HD2	2.00	0.75
3:F:3143:LYS:HG2	3:F:3144:GLU:HG3	1.67	0.75
1:C:119:ARG:HB3	1:C:122:ARG:NH1	2.01	0.75
1:D:119:ARG:HB3	1:D:122:ARG:NH1	2.01	0.75
1:C:89:THR:HA	1:C:124:PHE:HE2	1.52	0.74
1:E:121:LEU:O	1:E:125:MET:HG3	1.86	0.74
1:B:189:ASP:O	1:B:192:VAL:HG12	1.88	0.74
1:C:95:ALA:O	1:C:96:SER:C	2.26	0.74
1:C:97:PHE:HE2	3:G:1206:ALA:CB	2.00	0.74
1:B:95:ALA:CB	3:F:3096:ASP:HB2	2.16	0.74
2:A:145:LEU:CB	2:A:151:LEU:HD23	2.14	0.74
1:C:97:PHE:CE2	3:G:1205:GLY:O	2.39	0.74

Continued on next page...

Continued from previous page...

Atom-1	Atom-2	Interatomic distance (Å)	Clash overlap (Å)
2:A:13:HIS:CE1	2:A:32:PHE:CZ	2.76	0.74
1:C:97:PHE:CE1	3:G:1204:GLN:CB	2.70	0.74
1:D:85:ARG:NH2	4:I:6:DC:OP1	2.20	0.74
1:B:248:LYS:HG2	1:C:273:TYR:OH	1.87	0.74
1:D:219:VAL:CG1	1:D:220:LEU:H	1.98	0.74
3:F:3016:THR:O	3:F:3188:LYS:NZ	2.18	0.73
1:D:294:TYR:HD2	1:E:293:GLN:NE2	1.87	0.73
1:C:97:PHE:HA	3:G:1204:GLN:HG2	1.69	0.73
1:D:276:VAL:HG23	1:D:318:TRP:HB3	1.70	0.73
3:G:1068:ASN:ND2	3:G:1085:ASP:OD2	2.22	0.73
1:D:106:ILE:HG21	1:D:109:PHE:CD1	2.24	0.73
1:C:279:GLN:O	1:C:282:ILE:HG22	1.88	0.72
1:E:178:GLU:O	1:E:181:LYS:HB2	1.89	0.72
1:C:206:LYS:HE3	1:D:152:CYS:O	1.89	0.72
1:E:111:ARG:HG2	1:E:112:SER:N	2.04	0.72
2:A:155:LEU:HD11	2:A:183:LEU:HD11	1.71	0.72
2:A:129:LYS:HZ2	2:A:161:LEU:HD21	1.53	0.72
1:D:97:PHE:C	1:D:99:GLY:H	1.90	0.72
1:E:121:LEU:HD23	1:E:124:PHE:HD2	1.54	0.72
1:E:99:GLY:HA3	3:H:2204:GLN:CG	2.20	0.71
1:D:1:MET:HE2	1:D:1:MET:H	1.55	0.71
1:E:173:ILE:HG23	1:E:193:VAL:CG1	2.19	0.71
1:E:251:ARG:HH21	2:A:71:GLN:HE22	1.36	0.71
1:D:97:PHE:CZ	3:G:1079:GLY:O	2.43	0.71
1:E:99:GLY:CA	3:H:2204:GLN:HG2	2.20	0.71
2:A:14:GLN:HB3	2:A:18:TYR:CE2	2.25	0.71
1:E:303:LEU:CD2	2:A:79:VAL:HG12	2.20	0.71
1:C:97:PHE:HE2	3:G:1206:ALA:HB2	1.54	0.71
1:D:50:PRO:HA	1:D:139:ASN:O	1.91	0.71
1:E:49:SER:OG	1:E:50:PRO:HA	1.91	0.71
1:B:56:LYS:HA	1:B:157:PHE:HE2	1.55	0.70
1:C:97:PHE:CZ	3:G:1199:TRP:CE3	2.78	0.70
1:C:176:LEU:HD22	1:C:211:LEU:HD22	1.72	0.70
1:D:110:ASP:HB3	1:D:138:ALA:HB1	1.73	0.70
1:B:17:PRO:HG2	6:B:700:ADP:C2	2.27	0.70
1:C:106:ILE:HG21	1:C:109:PHE:CD1	2.26	0.70
1:D:95:ALA:HB2	3:G:1095:ALA:C	2.11	0.70
3:H:2013:ASN:OD1	3:H:2216:TYR:OH	2.07	0.70
1:B:314:CYS:SG	1:C:282:ILE:HD11	2.32	0.70
1:C:72:MET:HE2	3:G:1035:ASN:HA	1.73	0.70
1:C:119:ARG:HB3	1:C:122:ARG:HH12	1.55	0.70

Continued on next page...

Continued from previous page...

Atom-1	Atom-2	Interatomic distance (Å)	Clash overlap (Å)
1:D:186:ALA:HB3	1:D:219:VAL:HG13	1.73	0.70
1:E:251:ARG:NE	2:A:71:GLN:OE1	2.25	0.70
2:A:129:LYS:NZ	2:A:161:LEU:HD21	2.06	0.70
1:C:57:THR:CG2	1:C:137:THR:HG21	2.22	0.70
1:D:97:PHE:C	1:D:99:GLY:N	2.45	0.69
1:C:277:THR:HG22	1:C:317:GLN:O	1.93	0.69
1:D:279:GLN:O	1:D:282:ILE:HG22	1.91	0.69
1:E:279:GLN:O	1:E:282:ILE:HG22	1.92	0.69
2:A:146:THR:HG23	2:A:151:LEU:HD21	1.74	0.69
1:C:225:LEU:O	1:C:225:LEU:HD12	1.93	0.69
1:B:148:LEU:O	1:B:152:CYS:HB2	1.93	0.69
1:D:206:LYS:HE3	1:E:152:CYS:O	1.93	0.69
1:D:16:ARG:NH2	8:D:700:08T:O2A	2.26	0.69
1:D:218:GLY:O	1:D:219:VAL:CB	2.40	0.69
1:B:162:ASP:O	1:B:166:ILE:HG13	1.94	0.68
1:B:48:HIS:CE1	1:B:156:THR:CG2	2.75	0.68
2:A:162:VAL:HG12	2:A:162:VAL:O	1.92	0.68
1:D:11:LEU:HD22	1:D:212:ASP:HB2	1.75	0.68
2:A:13:HIS:HE1	2:A:32:PHE:CE2	2.12	0.68
1:B:279:GLN:O	1:B:282:ILE:HG22	1.93	0.68
1:E:121:LEU:HD23	1:E:124:PHE:CD2	2.28	0.68
1:D:89:THR:HA	1:D:124:PHE:HE2	1.59	0.68
2:A:82:MET:HG2	2:A:97:TYR:CD2	2.29	0.68
1:E:96:SER:HB3	1:E:102:LYS:NZ	2.09	0.67
2:A:15:VAL:O	2:A:19:SER:OG	2.12	0.67
1:D:277:THR:HG22	1:D:317:GLN:O	1.94	0.67
1:D:216:SER:HB3	1:E:35:SER:OG	1.93	0.67
1:E:119:ARG:HD3	1:E:122:ARG:NH2	2.10	0.67
1:B:85:ARG:HD3	2:A:22:TRP:CE3	2.30	0.67
1:B:316:MET:HB3	1:B:318:TRP:CZ3	2.29	0.67
3:G:1143:LYS:HG2	3:G:1144:GLU:HG3	1.75	0.67
1:C:50:PRO:HA	1:C:139:ASN:O	1.95	0.67
1:C:97:PHE:HZ	3:G:1205:GLY:HA2	1.59	0.67
1:E:200:ASN:N	1:E:200:ASN:OD1	2.26	0.67
1:B:8:GLU:HB3	1:B:14:LYS:HB2	1.76	0.67
1:B:37:THR:CG2	1:B:66:ASP:HB3	2.25	0.67
1:B:83:PHE:O	1:B:87:PRO:HD2	1.95	0.67
2:A:155:LEU:CD2	2:A:183:LEU:HD21	2.24	0.67
1:E:111:ARG:HB3	1:E:114:LEU:HD12	1.76	0.67
1:D:297:ILE:HG22	1:E:293:GLN:O	1.95	0.67
1:C:232:ARG:CA	1:C:263:TRP:CZ2	2.77	0.66

Continued on next page...

Continued from previous page...

Atom-1	Atom-2	Interatomic distance (Å)	Clash overlap (Å)
1:E:86:GLY:O	1:E:90:ASN:HB2	1.95	0.66
1:C:116:GLU:OE2	1:C:119:ARG:NH1	2.27	0.66
1:E:251:ARG:NH2	2:A:71:GLN:NE2	2.44	0.66
1:D:263:TRP:CZ2	1:D:267:LYS:HG3	2.31	0.66
1:E:30:LYS:O	1:E:34:LYS:HG2	1.94	0.66
1:C:263:TRP:CZ2	1:C:267:LYS:HG3	2.31	0.66
1:E:169:MET:O	1:E:173:ILE:HG13	1.96	0.66
2:A:177:GLN:NE2	2:A:181:LYS:HZ1	1.94	0.66
3:H:2176:ASN:HB3	3:H:2227:ASP:OD1	1.95	0.66
4:I:8:DA:H2	5:J:3:DT:H3	1.43	0.66
1:C:110:ASP:HB3	1:C:138:ALA:HB1	1.76	0.65
1:D:186:ALA:HB3	1:D:219:VAL:CG1	2.27	0.65
1:E:56:LYS:HD2	1:E:137:THR:HG23	1.77	0.65
2:A:30:ASP:O	2:A:33:LYS:HG2	1.95	0.65
1:E:189:ASP:O	1:E:192:VAL:HG12	1.95	0.65
3:H:2181:ILE:HD12	3:H:2223:ASP:HB2	1.77	0.65
1:B:285:TYR:CE1	2:A:93:ALA:HB1	2.31	0.65
1:E:124:PHE:HE1	1:E:128:TYR:CD2	2.14	0.65
1:C:97:PHE:HD1	3:G:1204:GLN:CB	2.02	0.65
3:H:2030:MSE:SE	3:H:2103:PRO:HG2	2.47	0.65
1:E:263:TRP:CZ2	1:E:267:LYS:HG3	2.31	0.65
1:D:95:ALA:HB2	3:G:1096:ASP:N	2.11	0.65
1:B:303:LEU:HD21	1:C:288:VAL:HG12	1.79	0.65
1:D:186:ALA:H	1:D:219:VAL:HA	1.59	0.65
1:E:91:PHE:CZ	1:E:102:LYS:HB3	2.32	0.65
1:B:172:MET:O	1:B:176:LEU:HG	1.96	0.64
1:D:57:THR:CG2	1:D:137:THR:HG21	2.26	0.64
1:D:297:ILE:HD13	1:E:297:ILE:HD11	1.79	0.64
1:B:75:ASN:OD1	1:B:76:GLY:N	2.29	0.64
4:I:1:DG:H2''	4:I:2:DG:C8	2.31	0.64
1:B:299:ALA:HB1	1:C:262:SER:CB	2.27	0.64
1:D:119:ARG:HB3	1:D:122:ARG:HH12	1.61	0.64
1:B:42:ILE:HD12	1:B:103:VAL:HG21	1.80	0.64
1:C:176:LEU:HD22	1:C:211:LEU:CD2	2.26	0.64
1:C:91:PHE:HB2	3:G:1035:ASN:HB2	1.78	0.64
1:C:21:ASP:HA	1:C:30:LYS:NZ	2.12	0.64
3:F:3096:ASP:HB3	3:F:3099:THR:HG23	1.79	0.64
1:B:276:VAL:HG23	1:B:318:TRP:HB3	1.80	0.64
3:G:1096:ASP:HB3	3:G:1099:THR:HG23	1.80	0.64
1:D:21:ASP:HA	1:D:30:LYS:NZ	2.13	0.64
1:D:72:MET:HE3	1:D:91:PHE:CG	2.32	0.64

Continued on next page...

Continued from previous page...

Atom-1	Atom-2	Interatomic distance (Å)	Clash overlap (Å)
1:B:218:GLY:O	1:B:219:VAL:HG23	1.97	0.63
1:C:204:PHE:C	1:C:207:THR:HG22	2.19	0.63
1:E:124:PHE:CE1	1:E:128:TYR:CD2	2.87	0.63
4:I:7:DT:H1'	4:I:8:DA:H5'	1.79	0.63
1:D:204:PHE:C	1:D:207:THR:HG22	2.19	0.63
1:D:276:VAL:HG23	1:D:318:TRP:CG	2.33	0.63
1:D:204:PHE:HA	1:D:207:THR:CG2	2.27	0.63
1:D:297:ILE:HG23	1:E:297:ILE:HG13	1.81	0.63
3:H:2159:ALA:HB3	3:H:2161:THR:HG22	1.81	0.63
1:B:95:ALA:HB2	3:F:3096:ASP:CA	2.28	0.63
2:A:76:MET:N	2:A:77:PRO:HD2	2.13	0.63
1:D:57:THR:CG2	1:D:107:ASP:OD1	2.47	0.63
1:C:297:ILE:HD13	1:D:297:ILE:CD1	2.27	0.63
1:D:97:PHE:CD2	3:G:1079:GLY:C	2.71	0.63
2:A:82:MET:O	2:A:86:GLY:HA3	1.99	0.62
1:C:97:PHE:C	1:C:99:GLY:N	2.51	0.62
2:A:155:LEU:HG	2:A:183:LEU:CD2	2.29	0.62
1:C:204:PHE:HA	1:C:207:THR:CG2	2.29	0.62
1:D:9:HIS:HD2	1:E:41:LYS:CB	2.11	0.62
1:D:77:SER:CB	1:E:120:HIS:CD2	2.81	0.62
1:D:109:PHE:HE2	1:D:118:GLN:HG2	1.64	0.62
1:E:75:ASN:ND2	2:A:135:THR:HG23	2.14	0.62
3:H:2226:HIS:ND1	3:H:2228:PHE:HB2	2.15	0.62
1:C:72:MET:HE1	3:G:1035:ASN:HB2	1.79	0.62
1:D:224:ILE:HA	1:D:227:LEU:HG	1.82	0.62
3:F:3001:MSE:HE3	3:F:3003:LEU:HD21	1.81	0.62
3:G:1159:ALA:HB3	3:G:1161:THR:HG22	1.80	0.62
1:D:49:SER:N	1:D:56:LYS:HD3	2.15	0.62
1:C:49:SER:N	1:C:56:LYS:HD3	2.14	0.62
2:A:133:VAL:HG12	2:A:134:ASN:N	2.15	0.61
1:B:95:ALA:HB2	3:F:3096:ASP:H	1.65	0.61
2:A:49:ASN:O	2:A:50:LYS:HG2	2.00	0.61
1:E:298:ALA:HB1	2:A:83:ASN:ND2	2.15	0.61
1:B:93:SER:OG	3:F:3055:TYR:CE1	2.42	0.61
2:A:155:LEU:HD21	2:A:183:LEU:HD21	1.82	0.61
1:D:294:TYR:CD2	1:E:293:GLN:NE2	2.68	0.61
1:B:263:TRP:CZ2	1:B:267:LYS:HG3	2.35	0.61
1:C:44:HIS:CD2	1:C:125:MET:HE2	2.36	0.61
1:E:110:ASP:OD1	1:E:138:ALA:HA	2.01	0.61
2:A:122:LEU:O	2:A:126:LEU:HB2	2.01	0.61
1:B:111:ARG:HB3	1:B:114:LEU:HD12	1.81	0.61

Continued on next page...

Continued from previous page...

Atom-1	Atom-2	Interatomic distance (Å)	Clash overlap (Å)
2:A:74:GLU:CD	2:A:104:ARG:HD3	2.21	0.61
1:D:276:VAL:HG23	1:D:318:TRP:CB	2.30	0.61
2:A:177:GLN:NE2	2:A:181:LYS:NZ	2.49	0.60
1:D:200:ASN:N	1:D:200:ASN:OD1	2.33	0.60
3:F:3030:MSE:SE	3:F:3103:PRO:HG2	2.51	0.60
3:F:3159:ALA:HB3	3:F:3161:THR:HG22	1.83	0.60
3:H:2096:ASP:HB3	3:H:2099:THR:HG23	1.82	0.60
4:I:1:DG:H2''	4:I:2:DG:H8	1.65	0.60
1:C:57:THR:CG2	1:C:107:ASP:OD1	2.49	0.60
1:E:284:MET:HG3	1:E:285:TYR:N	2.16	0.60
2:A:126:LEU:HD21	2:A:158:LEU:HB3	1.83	0.60
1:E:307:TYR:CD2	2:A:80:TYR:CD1	2.88	0.60
2:A:130:ARG:HG2	2:A:158:LEU:HD11	1.83	0.60
1:E:167:GLU:O	1:E:171:GLN:HG3	2.02	0.60
1:E:235:ILE:HG22	1:E:235:ILE:O	2.02	0.60
1:B:110:ASP:N	1:B:110:ASP:OD1	2.28	0.60
1:D:97:PHE:HE2	3:G:1094:ALA:HB2	1.65	0.60
1:C:97:PHE:C	1:C:99:GLY:H	2.04	0.59
1:D:44:HIS:CE1	1:D:133:SER:HA	2.37	0.59
1:E:111:ARG:CG	1:E:112:SER:H	2.13	0.59
1:B:65:HIS:O	1:B:68:ASN:N	2.22	0.59
1:C:5:ASN:O	1:C:7:LYS:N	2.34	0.59
1:D:44:HIS:HE1	1:D:133:SER:HA	1.67	0.59
1:D:97:PHE:CD1	3:G:1079:GLY:HA3	2.37	0.59
1:E:75:ASN:HD21	2:A:135:THR:HG23	1.67	0.59
1:D:80:LYS:NZ	1:E:85:ARG:HH12	1.99	0.59
2:A:19:SER:HB3	3:F:3034:VAL:HB	1.84	0.59
1:B:91:PHE:O	1:B:102:LYS:NZ	2.35	0.59
1:C:229:THR:O	1:C:233:GLY:CA	2.50	0.59
2:A:69:LEU:CD1	2:A:98:LEU:HD22	2.31	0.59
1:B:151:ARG:HG2	1:B:151:ARG:O	2.02	0.59
1:D:200:ASN:HD22	1:D:206:LYS:HB3	1.67	0.59
1:D:232:ARG:O	1:D:263:TRP:CZ2	2.56	0.59
3:G:1226:HIS:ND1	3:G:1228:PHE:HB2	2.18	0.59
2:A:22:TRP:O	2:A:26:GLN:HB2	2.03	0.59
1:B:289:GLY:C	2:A:85:ILE:HG23	2.23	0.59
1:E:109:PHE:HE2	1:E:118:GLN:HG2	1.65	0.59
1:D:72:MET:HE2	3:H:2156:GLU:CA	2.33	0.59
1:D:277:THR:HG23	1:D:280:SER:HB2	1.84	0.59
1:E:111:ARG:HB3	1:E:114:LEU:CD1	2.32	0.59
1:B:109:PHE:CE2	1:B:118:GLN:HG2	2.37	0.59

Continued on next page...

Continued from previous page...

Atom-1	Atom-2	Interatomic distance (Å)	Clash overlap (Å)
1:C:97:PHE:CE2	3:G:1206:ALA:HB2	2.35	0.59
1:D:29:ASP:HA	1:D:32:THR:CG2	2.33	0.59
1:D:297:ILE:O	1:E:295:HIS:O	2.20	0.59
3:F:3096:ASP:O	3:F:3099:THR:HG23	2.03	0.59
1:B:71:MET:HE1	1:B:73:PHE:HD2	1.68	0.59
1:C:310:ILE:HG12	1:D:285:TYR:CD2	2.38	0.59
1:E:166:ILE:O	1:E:169:MET:HB2	2.03	0.59
1:D:205:ARG:NH2	1:E:151:ARG:NH1	2.50	0.58
1:B:292:ASN:ND2	2:A:88:GLY:O	2.36	0.58
3:G:1110:PRO:HB2	3:G:1199:TRP:CD1	2.38	0.58
1:C:277:THR:HG21	1:C:317:GLN:HG2	1.85	0.58
1:B:85:ARG:HH21	1:B:120:HIS:HE1	1.50	0.58
2:A:71:GLN:HA	2:A:71:GLN:OE1	2.03	0.58
1:C:97:PHE:CD1	3:G:1199:TRP:HZ3	2.20	0.58
1:C:97:PHE:CE2	3:G:1206:ALA:N	2.71	0.58
3:H:2110:PRO:HB2	3:H:2199:TRP:CD1	2.38	0.58
1:B:299:ALA:HB2	1:C:295:HIS:HD2	1.69	0.58
3:F:3146:LYS:HA	3:F:3171:ASP:HA	1.85	0.58
1:B:89:THR:CG2	3:F:3055:TYR:OH	2.52	0.57
1:E:122:ARG:HB3	1:E:151:ARG:HH21	1.67	0.57
3:H:2032:ARG:HG2	3:H:2103:PRO:HD3	1.85	0.57
1:B:289:GLY:HA3	2:A:85:ILE:CG2	2.34	0.57
2:A:173:ASN:OD1	2:A:175:LYS:HB3	2.04	0.57
1:C:109:PHE:HE2	1:C:118:GLN:HG2	1.69	0.57
1:D:57:THR:HG22	1:D:107:ASP:OD1	2.04	0.57
1:D:284:MET:HG3	1:D:285:TYR:N	2.20	0.57
1:E:56:LYS:HD2	1:E:137:THR:CG2	2.34	0.57
3:F:3180:PHE:HD2	3:F:3198:LEU:HD13	1.70	0.57
1:C:72:MET:HE1	3:G:1035:ASN:HB3	1.85	0.57
2:A:2:SER:O	2:A:3:LEU:HB3	2.04	0.57
1:B:20:ILE:HD12	1:B:20:ILE:O	2.03	0.57
2:A:82:MET:HG2	2:A:97:TYR:HD2	1.69	0.57
1:C:297:ILE:O	1:D:295:HIS:O	2.23	0.57
3:H:2176:ASN:OD1	3:H:2176:ASN:N	2.37	0.57
1:E:48:HIS:CD2	1:E:141:ILE:HD11	2.40	0.57
1:E:81:ILE:HG21	4:I:3:DT:H3'	1.85	0.57
1:E:107:ASP:HA	1:E:137:THR:HB	1.86	0.57
1:C:109:PHE:CE2	1:C:118:GLN:HG2	2.40	0.57
1:D:299:ALA:CB	1:E:295:HIS:CD2	2.68	0.57
1:B:4:VAL:O	1:B:4:VAL:HG23	2.04	0.56
1:C:188:ALA:HB3	1:C:220:LEU:O	2.04	0.56

Continued on next page...

Continued from previous page...

Atom-1	Atom-2	Interatomic distance (Å)	Clash overlap (Å)
1:C:95:ALA:HB2	3:G:1220:LEU:O	2.05	0.56
1:D:80:LYS:HE2	1:E:85:ARG:CZ	2.35	0.56
3:G:1146:LYS:HA	3:G:1171:ASP:HA	1.86	0.56
3:H:2146:LYS:HA	3:H:2171:ASP:HA	1.86	0.56
1:D:204:PHE:HA	1:D:207:THR:HG22	1.86	0.56
3:H:2001:MSE:HE3	3:H:2003:LEU:HD21	1.86	0.56
1:B:46:ILE:HG12	1:B:136:ILE:HB	1.88	0.56
1:D:235:ILE:O	1:D:235:ILE:HG22	2.03	0.56
1:E:303:LEU:HD21	2:A:79:VAL:CG1	2.32	0.56
3:F:3110:PRO:HB2	3:F:3199:TRP:CD1	2.40	0.56
3:G:1057:LEU:O	3:G:1061:LEU:HG	2.04	0.56
1:D:80:LYS:NZ	1:E:85:ARG:NH1	2.52	0.56
1:D:80:LYS:HB3	4:I:5:DT:OP2	2.05	0.56
1:C:32:THR:O	1:C:36:ILE:HG13	2.06	0.56
1:E:172:MET:HE3	1:E:204:PHE:HB2	1.86	0.56
1:C:29:ASP:HA	1:C:32:THR:CG2	2.34	0.56
1:C:90:ASN:HB2	3:G:1035:ASN:ND2	2.21	0.56
1:D:316:MET:O	1:D:318:TRP:CZ3	2.59	0.56
1:E:277:THR:HG23	1:E:280:SER:HB2	1.88	0.56
1:C:57:THR:HG22	1:C:107:ASP:OD1	2.06	0.56
1:D:228:VAL:HG12	1:D:229:THR:N	2.20	0.56
1:D:97:PHE:CD2	3:G:1080:ASN:N	2.74	0.56
1:D:9:HIS:HD2	1:E:41:LYS:HB2	1.71	0.56
2:A:43:ILE:HG23	2:A:95:PHE:HE1	1.71	0.55
1:B:16:ARG:NH2	6:B:700:ADP:C5'	2.65	0.55
1:C:44:HIS:HE1	1:C:133:SER:HA	1.71	0.55
2:A:75:CYS:C	2:A:77:PRO:HD2	2.25	0.55
1:C:90:ASN:O	3:G:1037:THR:HG21	2.06	0.55
1:C:77:SER:HB3	1:D:120:HIS:ND1	2.21	0.55
1:E:16:ARG:HG3	1:E:58:THR:HG23	1.87	0.55
1:E:307:TYR:HB2	2:A:76:MET:HE1	1.87	0.55
1:B:125:MET:HG2	1:B:134:ILE:HD12	1.88	0.55
1:C:235:ILE:O	1:C:235:ILE:HG22	2.06	0.55
1:D:119:ARG:O	1:D:122:ARG:HG2	2.06	0.55
1:E:83:PHE:CE2	1:E:88:LEU:HD11	2.42	0.55
1:C:44:HIS:CE1	1:C:133:SER:HA	2.42	0.55
1:C:33:PHE:O	1:C:37:THR:HG23	2.06	0.55
3:G:1147:ILE:HG22	3:G:1169:LEU:HD12	1.88	0.55
2:A:155:LEU:CD1	2:A:183:LEU:HD21	2.36	0.55
1:B:85:ARG:NH2	2:A:26:GLN:HG2	2.21	0.55
1:D:80:LYS:HZ1	1:E:85:ARG:HH12	1.54	0.55

Continued on next page...

Continued from previous page...

Atom-1	Atom-2	Interatomic distance (Å)	Clash overlap (Å)
1:E:172:MET:HB3	1:E:204:PHE:HE2	1.72	0.55
3:G:1042:ALA:HB2	3:G:1214:ALA:HB2	1.89	0.55
1:B:111:ARG:CB	1:B:114:LEU:HD12	2.37	0.55
1:C:246:ASP:OD2	1:C:249:GLN:HG3	2.07	0.55
1:D:297:ILE:CG2	1:E:293:GLN:O	2.53	0.55
1:B:3:THR:HG23	1:B:22:GLU:OE1	2.06	0.55
1:C:97:PHE:CE1	3:G:1204:GLN:C	2.80	0.55
1:D:44:HIS:CD2	1:D:125:MET:HE2	2.41	0.55
1:D:98:ASP:HB2	1:D:100:ARG:HG3	1.88	0.55
3:G:1200:ALA:HB1	3:G:1226:HIS:NE2	2.22	0.55
1:C:201:PHE:O	1:C:202:PRO:C	2.45	0.55
1:E:24:ILE:O	1:E:25:LEU:HD23	2.07	0.55
1:D:216:SER:CB	1:E:35:SER:OG	2.54	0.55
2:A:55:ILE:O	2:A:56:ALA:HB3	2.06	0.55
1:B:277:THR:HG23	1:B:280:SER:HB2	1.88	0.55
1:C:204:PHE:O	1:C:207:THR:HG22	2.06	0.55
5:J:6:DA:H2''	5:J:7:DC:O5'	2.06	0.55
1:E:68:ASN:O	1:E:100:ARG:HB3	2.06	0.54
2:A:182:LYS:O	2:A:185:LEU:HB3	2.06	0.54
2:A:57:GLN:HG3	2:A:58:LYS:HG3	1.88	0.54
1:D:205:ARG:NH2	1:E:151:ARG:HH12	2.05	0.54
1:B:237:ASP:N	1:B:237:ASP:OD1	2.40	0.54
1:C:284:MET:HG3	1:C:285:TYR:N	2.21	0.54
1:C:72:MET:CE	3:G:1035:ASN:CB	2.83	0.54
1:C:72:MET:CE	3:G:1035:ASN:HA	2.37	0.54
1:C:57:THR:HG22	1:C:137:THR:HG21	1.89	0.54
1:C:110:ASP:OD1	1:D:122:ARG:NH2	2.41	0.54
3:H:2033:ALA:HB2	3:H:2038:THR:HG23	1.89	0.54
3:H:2180:PHE:HD2	3:H:2198:LEU:HD13	1.73	0.54
1:D:291:ASN:ND2	1:D:304:HIS:CE1	2.76	0.54
1:D:33:PHE:O	1:D:37:THR:HG23	2.08	0.54
1:B:284:MET:HG3	1:B:285:TYR:N	2.23	0.54
1:D:109:PHE:CE2	1:D:118:GLN:HG2	2.43	0.54
1:E:158:GLY:O	1:E:159:GLN:HG2	2.07	0.54
1:E:59:VAL:HG21	1:E:157:PHE:CZ	2.43	0.54
1:B:235:ILE:O	1:B:235:ILE:HG22	2.08	0.54
1:C:192:VAL:CG1	1:C:220:LEU:HB3	2.28	0.54
3:H:2067:VAL:HG12	3:H:2085:ASP:OD2	2.08	0.54
1:B:275:ARG:O	1:B:318:TRP:HB2	2.08	0.53
1:B:163:GLU:HA	1:B:166:ILE:HD12	1.90	0.53
1:E:96:SER:HB3	1:E:102:LYS:CE	2.38	0.53

Continued on next page...

Continued from previous page...

Atom-1	Atom-2	Interatomic distance (Å)	Clash overlap (Å)
1:E:48:HIS:CE1	1:E:141:ILE:HG13	2.43	0.53
1:C:49:SER:HB3	1:C:50:PRO:O	2.08	0.53
1:E:237:ASP:OD1	1:E:237:ASP:N	2.41	0.53
3:G:1090:ILE:HG23	3:H:2133:LEU:HD11	1.89	0.53
1:C:97:PHE:O	3:G:1204:GLN:OE1	2.26	0.53
3:H:2225:THR:O	3:H:2226:HIS:HB3	2.08	0.53
1:C:277:THR:HG23	1:C:280:SER:HB2	1.91	0.53
1:D:201:PHE:O	1:D:202:PRO:C	2.46	0.53
1:B:85:ARG:HH21	2:A:26:GLN:HG2	1.74	0.53
1:C:119:ARG:CB	1:C:122:ARG:NH1	2.71	0.53
1:D:69:ALA:HB1	1:D:103:VAL:HG23	1.90	0.53
1:D:204:PHE:O	1:D:207:THR:HG22	2.09	0.53
1:D:250:LEU:HD13	1:D:309:PHE:HB3	1.90	0.53
1:E:172:MET:HB3	1:E:204:PHE:CE2	2.44	0.53
1:E:307:TYR:CE2	2:A:80:TYR:CZ	2.97	0.53
1:B:56:LYS:HA	1:B:157:PHE:CE2	2.42	0.53
1:C:237:ASP:N	1:C:237:ASP:OD1	2.41	0.53
1:C:250:LEU:HD13	1:C:309:PHE:HB3	1.89	0.53
1:C:277:THR:CG2	1:C:317:GLN:HG2	2.39	0.53
1:B:80:LYS:O	1:B:84:VAL:HG23	2.09	0.53
1:B:85:ARG:HD3	2:A:22:TRP:CD2	2.44	0.53
1:C:10:ILE:CG2	1:C:13:GLN:HB2	2.39	0.53
1:C:303:LEU:CD2	1:D:265:VAL:HG12	2.39	0.53
1:C:294:TYR:HD2	1:D:293:GLN:NE2	2.07	0.53
1:E:201:PHE:HB3	1:E:202:PRO:HD3	1.90	0.53
1:E:203:ASP:CG	1:E:206:LYS:HB2	2.29	0.53
1:C:191:LYS:HB2	1:C:225:LEU:HD22	1.90	0.52
1:C:3:THR:HG21	1:C:18:SER:HB3	1.91	0.52
1:C:204:PHE:HA	1:C:207:THR:HG22	1.92	0.52
1:C:21:ASP:HA	1:C:30:LYS:HZ3	1.72	0.52
3:H:2096:ASP:O	3:H:2099:THR:HG23	2.09	0.52
1:C:2:ILE:HG13	1:C:178:GLU:HG2	1.91	0.52
1:C:13:GLN:NE2	1:D:126:GLU:HG2	2.24	0.52
1:E:172:MET:CE	1:E:204:PHE:CD2	2.89	0.52
1:B:242:LEU:HD12	1:B:250:LEU:HD11	1.91	0.52
1:C:229:THR:O	1:C:233:GLY:HA3	2.10	0.52
1:D:169:MET:O	1:D:173:ILE:HG13	2.09	0.52
1:E:80:LYS:O	1:E:84:VAL:HG23	2.09	0.52
3:F:3022:MSE:HE3	3:F:3023:LEU:O	2.09	0.52
3:F:3096:ASP:HB3	3:F:3099:THR:CG2	2.39	0.52
3:G:1176:ASN:N	3:G:1176:ASN:OD1	2.42	0.52

Continued on next page...

Continued from previous page...

Atom-1	Atom-2	Interatomic distance (Å)	Clash overlap (Å)
1:B:32:THR:O	1:B:36:ILE:HG13	2.10	0.52
1:C:64:CYS:SG	1:C:71:MET:HG3	2.50	0.52
1:E:250:LEU:HD13	1:E:309:PHE:HB3	1.91	0.52
1:E:99:GLY:N	3:H:2204:GLN:HG2	2.25	0.52
1:D:95:ALA:O	1:D:96:SER:C	2.48	0.52
3:H:2147:ILE:HG22	3:H:2169:LEU:HD12	1.92	0.52
1:B:316:MET:CB	1:B:318:TRP:CZ3	2.93	0.52
1:B:72:MET:HE3	1:B:91:PHE:CG	2.45	0.52
1:E:44:HIS:ND1	1:E:125:MET:HE3	2.24	0.52
3:F:3092:TRP:CG	3:F:3093:PRO:HD2	2.44	0.52
3:G:1001:MSE:HE3	3:G:1003:LEU:HD21	1.91	0.52
3:H:2057:LEU:O	3:H:2061:LEU:HG	2.10	0.52
1:D:276:VAL:HA	1:D:318:TRP:HB2	1.92	0.52
1:E:307:TYR:HE2	2:A:80:TYR:CZ	2.28	0.52
1:B:250:LEU:HD13	1:B:309:PHE:HB3	1.92	0.52
1:C:42:ILE:H	1:C:101:GLN:HE22	1.57	0.52
2:A:2:SER:O	2:A:3:LEU:CB	2.58	0.51
1:C:53:GLY:O	8:C:700:08T:H14	2.09	0.51
1:B:277:THR:HG23	1:B:280:SER:CB	2.41	0.51
1:C:291:ASN:ND2	1:C:304:HIS:CE1	2.78	0.51
2:A:135:THR:O	2:A:139:ILE:HG12	2.10	0.51
1:D:208:ILE:HG22	1:D:208:ILE:O	2.10	0.51
1:D:72:MET:HE1	3:H:2156:GLU:HG2	1.92	0.51
1:E:307:TYR:CD2	2:A:80:TYR:CE1	2.98	0.51
1:C:192:VAL:HG13	1:C:220:LEU:HD23	1.92	0.51
1:D:10:ILE:CG2	1:D:13:GLN:HB2	2.39	0.51
1:E:97:PHE:HD2	3:H:2206:ALA:HB2	1.76	0.51
1:E:45:ILE:HB	1:E:135:ILE:HG12	1.92	0.51
3:H:2087:ARG:O	3:F:3168:THR:N	2.39	0.51
1:B:29:ASP:O	1:B:33:PHE:CD2	2.64	0.51
1:B:90:ASN:O	1:B:94:ALA:N	2.34	0.51
1:D:277:THR:HG23	1:D:280:SER:CB	2.41	0.51
1:E:42:ILE:HG22	1:E:43:PRO:O	2.11	0.51
1:D:80:LYS:HZ1	1:E:85:ARG:NH1	2.09	0.51
1:C:96:SER:O	1:C:97:PHE:CG	2.63	0.51
1:C:89:THR:HA	1:C:124:PHE:CE2	2.40	0.51
1:D:119:ARG:CB	1:D:122:ARG:NH1	2.74	0.51
1:E:26:PRO:HB2	1:E:29:ASP:HB2	1.93	0.51
3:H:2001:MSE:HG3	3:H:2073:ILE:HB	1.92	0.51
2:A:11:ASN:OD1	2:A:14:GLN:HG3	2.10	0.51
1:C:98:ASP:HB2	1:C:100:ARG:HG3	1.91	0.51

Continued on next page...

Continued from previous page...

Atom-1	Atom-2	Interatomic distance (Å)	Clash overlap (Å)
1:D:186:ALA:CB	1:D:219:VAL:HG13	2.39	0.51
5:J:10:DC:H6	5:J:10:DC:C5'	2.24	0.51
1:E:298:ALA:HA	2:A:84:LEU:HA	1.93	0.51
1:B:111:ARG:HB3	1:B:114:LEU:CD1	2.40	0.51
1:C:94:ALA:O	1:C:131:ASN:ND2	2.43	0.51
1:D:9:HIS:HD1	1:D:10:ILE:N	2.09	0.51
3:H:2067:VAL:CG1	3:H:2085:ASP:OD2	2.59	0.51
2:A:140:ASN:O	2:A:144:ILE:HG13	2.10	0.50
1:B:294:TYR:OH	1:E:297:ILE:HD13	2.11	0.50
1:C:57:THR:HG21	1:C:107:ASP:OD1	2.11	0.50
1:D:57:THR:HG21	1:D:107:ASP:OD1	2.09	0.50
1:E:96:SER:HB3	1:E:102:LYS:HE2	1.91	0.50
1:B:243:LYS:HG2	1:B:318:TRP:NE1	2.26	0.50
1:B:291:ASN:ND2	1:B:304:HIS:CE1	2.79	0.50
1:D:204:PHE:CA	1:D:207:THR:HG22	2.41	0.50
1:C:251:ARG:NH2	1:D:270:GLU:HG3	2.26	0.50
2:A:52:LYS:O	2:A:53:CYS:HB3	2.10	0.50
1:C:242:LEU:HD12	1:C:250:LEU:HD11	1.92	0.50
1:D:13:GLN:HE22	1:E:126:GLU:HB3	1.76	0.50
1:E:25:LEU:HB2	1:E:30:LYS:HG3	1.93	0.50
3:F:3001:MSE:HG3	3:F:3073:ILE:HB	1.94	0.50
1:B:307:TYR:CG	1:C:289:GLY:HA3	2.46	0.50
1:D:237:ASP:N	1:D:237:ASP:OD1	2.43	0.50
1:D:242:LEU:HD12	1:D:250:LEU:HD11	1.94	0.50
1:D:246:ASP:OD2	1:D:249:GLN:HG3	2.12	0.50
3:G:1032:ARG:HD3	3:G:1103:PRO:HA	1.94	0.50
1:E:307:TYR:CE2	2:A:80:TYR:CE2	3.00	0.50
1:C:13:GLN:HE21	1:C:16:ARG:NH1	2.09	0.50
3:G:1001:MSE:HG3	3:G:1073:ILE:HB	1.93	0.50
1:C:69:ALA:HB1	1:C:103:VAL:HG23	1.94	0.50
1:C:299:ALA:CB	1:D:295:HIS:HD2	2.07	0.50
3:H:2042:ALA:HB2	3:H:2214:ALA:HB2	1.93	0.50
1:D:80:LYS:NZ	4:I:4:DG:OP2	2.44	0.50
2:A:133:VAL:HG12	2:A:134:ASN:H	1.76	0.50
1:D:164:ASP:O	1:D:168:MET:HG3	2.11	0.50
1:D:261:TYR:CZ	1:D:265:VAL:HG21	2.46	0.50
1:D:64:CYS:SG	1:D:71:MET:HG3	2.52	0.50
1:E:124:PHE:CD1	1:E:128:TYR:CE2	3.00	0.50
3:F:3057:LEU:O	3:F:3061:LEU:HG	2.12	0.50
1:E:298:ALA:HB1	2:A:83:ASN:HD21	1.77	0.50
1:B:293:GLN:CD	2:A:85:ILE:HA	2.32	0.50

Continued on next page...

Continued from previous page...

Atom-1	Atom-2	Interatomic distance (Å)	Clash overlap (Å)
1:B:67:VAL:HG12	1:B:67:VAL:O	2.12	0.50
1:D:221:ASP:OD1	1:D:224:ILE:HG13	2.12	0.50
1:D:13:GLN:NE2	1:E:126:GLU:HB3	2.27	0.50
1:E:24:ILE:HD13	1:E:172:MET:HG2	1.93	0.50
3:H:2125:GLN:O	3:H:2129:VAL:HG23	2.12	0.50
1:B:131:ASN:O	1:B:132:CYS:HB3	2.12	0.49
1:B:59:VAL:HG21	1:B:157:PHE:HZ	1.77	0.49
1:B:58:THR:OG1	6:B:700:ADP:O1A	2.23	0.49
1:C:13:GLN:HE21	1:C:16:ARG:HH12	1.59	0.49
1:C:297:ILE:CD1	1:D:297:ILE:HD11	2.32	0.49
1:D:49:SER:HB3	1:D:50:PRO:O	2.12	0.49
1:E:59:VAL:HG21	1:E:157:PHE:HZ	1.77	0.49
1:E:59:VAL:O	1:E:62:ALA:HB3	2.12	0.49
1:B:95:ALA:CB	3:F:3096:ASP:N	2.73	0.49
3:G:1189:MSE:SE	3:G:1189:MSE:H	2.46	0.49
1:C:97:PHE:HE2	3:G:1206:ALA:N	2.11	0.49
1:B:91:PHE:CZ	1:B:102:LYS:HB3	2.46	0.49
1:B:83:PHE:CE1	1:B:88:LEU:HD13	2.47	0.49
1:C:203:ASP:OD1	1:C:205:ARG:N	2.44	0.49
1:E:101:GLN:HG2	1:E:103:VAL:HG23	1.94	0.49
1:E:242:LEU:HD12	1:E:250:LEU:HD11	1.94	0.49
1:E:81:ILE:HG22	4:I:3:DT:P	2.53	0.49
3:G:1096:ASP:OD2	3:G:1098:SER:OG	2.28	0.49
3:H:2092:TRP:CG	3:H:2093:PRO:HD2	2.47	0.49
1:B:97:PHE:O	1:B:98:ASP:OD1	2.30	0.49
1:C:49:SER:HB2	1:C:56:LYS:CE	2.43	0.49
1:B:4:VAL:O	1:B:4:VAL:CG2	2.60	0.49
1:D:186:ALA:HB3	1:D:219:VAL:CB	2.41	0.49
1:E:276:VAL:HG22	1:E:277:THR:H	1.78	0.49
2:A:5:LYS:O	2:A:6:ASP:HB2	2.13	0.49
1:D:276:VAL:CG2	1:D:318:TRP:HB3	2.38	0.49
1:E:122:ARG:HB3	1:E:151:ARG:NH2	2.27	0.49
3:H:2089:THR:HB	3:F:3166:SER:HB3	1.93	0.49
3:F:3127:LEU:HD23	3:F:3184:MSE:HE1	1.94	0.49
1:B:285:TYR:OH	2:A:93:ALA:HA	2.11	0.49
2:A:104:ARG:CZ	2:A:105:GLY:HA2	2.43	0.49
2:A:159:LYS:O	2:A:162:VAL:HG23	2.13	0.49
1:C:106:ILE:CG2	1:C:109:PHE:CD1	2.96	0.49
1:C:10:ILE:HG22	1:C:13:GLN:HB2	1.95	0.49
1:C:261:TYR:CZ	1:C:265:VAL:HG21	2.48	0.49
1:C:29:ASP:CA	1:C:32:THR:HG22	2.37	0.49

Continued on next page...

Continued from previous page...

Atom-1	Atom-2	Interatomic distance (Å)	Clash overlap (Å)
1:D:10:ILE:HG22	1:D:13:GLN:HB2	1.95	0.49
1:D:21:ASP:HA	1:D:30:LYS:HZ1	1.76	0.49
3:H:2089:THR:N	3:F:3166:SER:O	2.35	0.49
1:B:71:MET:CE	1:B:105:VAL:HG21	2.37	0.48
1:B:246:ASP:OD2	1:B:249:GLN:HG3	2.12	0.48
2:A:93:ALA:O	2:A:96:ASN:N	2.46	0.48
1:B:261:TYR:CZ	1:B:265:VAL:HG21	2.48	0.48
1:D:174:ARG:NH1	1:D:174:ARG:CB	2.37	0.48
6:B:700:ADP:H2'	6:B:700:ADP:N3	2.26	0.48
1:B:83:PHE:HE1	1:B:88:LEU:HD13	1.78	0.48
1:C:203:ASP:C	1:C:203:ASP:OD1	2.51	0.48
1:E:124:PHE:O	1:E:127:ALA:N	2.46	0.48
1:E:291:ASN:ND2	1:E:304:HIS:CE1	2.81	0.48
8:C:700:08T:C2'	8:C:700:08T:N3	2.72	0.48
1:E:67:VAL:HG12	1:E:67:VAL:O	2.13	0.48
1:C:5:ASN:C	1:C:7:LYS:H	2.17	0.48
1:D:277:THR:CG2	1:D:317:GLN:O	2.62	0.48
3:F:3033:ALA:HB2	3:F:3038:THR:HG23	1.95	0.48
3:F:3115:VAL:HG22	3:F:3197:LEU:HD22	1.96	0.48
3:G:1018:ASN:C	3:G:1018:ASN:OD1	2.52	0.48
1:C:164:ASP:O	1:C:168:MET:HG3	2.13	0.48
1:C:111:ARG:CZ	1:D:116:GLU:OE1	2.61	0.48
3:F:3147:ILE:HG22	3:F:3169:LEU:HD12	1.96	0.48
3:F:3149:ILE:O	3:F:3166:SER:HA	2.13	0.48
2:A:74:GLU:OE1	2:A:104:ARG:HD3	2.13	0.48
1:B:169:MET:SD	1:B:197:VAL:HG12	2.53	0.48
1:B:93:SER:O	3:F:3099:THR:HG21	2.13	0.48
1:B:189:ASP:OD1	1:B:191:LYS:HG3	2.13	0.48
1:C:42:ILE:H	1:C:101:GLN:NE2	2.12	0.48
1:D:106:ILE:CG2	1:D:109:PHE:CD1	2.95	0.48
1:D:13:GLN:HE21	1:D:16:ARG:HH12	1.60	0.48
1:D:17:PRO:HB3	1:D:22:GLU:HG2	1.94	0.48
1:E:261:TYR:CZ	1:E:265:VAL:HG21	2.48	0.48
3:H:2115:VAL:HG22	3:H:2197:LEU:HD22	1.96	0.48
3:G:1085:ASP:OD1	3:G:1086:ALA:N	2.47	0.48
3:G:1115:VAL:HG22	3:G:1197:LEU:HD22	1.96	0.48
2:A:82:MET:HE2	2:A:97:TYR:CD2	2.49	0.48
1:B:2:ILE:HD13	1:B:178:GLU:HG2	1.95	0.48
1:C:200:ASN:N	1:C:200:ASN:OD1	2.46	0.48
1:E:148:LEU:HD12	1:E:148:LEU:HA	1.74	0.48
3:G:1050:PHE:CE2	3:G:1052:VAL:HB	2.49	0.48

Continued on next page...

Continued from previous page...

Atom-1	Atom-2	Interatomic distance (Å)	Clash overlap (Å)
2:A:155:LEU:HD11	2:A:183:LEU:HD21	1.96	0.47
1:B:20:ILE:HG12	1:B:33:PHE:HB2	1.96	0.47
1:C:204:PHE:CA	1:C:207:THR:HG22	2.44	0.47
1:D:33:PHE:CE1	1:D:155:ILE:HD13	2.49	0.47
3:G:1180:PHE:HD2	3:G:1198:LEU:HD13	1.78	0.47
3:F:3002:LYS:O	3:F:3003:LEU:HD23	2.14	0.47
3:F:3096:ASP:OD2	3:F:3098:SER:OG	2.32	0.47
4:I:2:DG:N2	5:J:9:DC:N3	2.60	0.47
1:B:55:GLY:HA2	6:B:700:ADP:O1A	2.14	0.47
3:F:3090:ILE:HG22	3:F:3091:PHE:N	2.29	0.47
1:C:276:VAL:HG22	1:C:277:THR:H	1.79	0.47
1:E:13:GLN:HG2	2:A:131:TYR:HD1	1.72	0.47
3:G:1077:GLU:CD	3:G:1077:GLU:H	2.18	0.47
1:B:64:CYS:SG	1:B:71:MET:HG3	2.54	0.47
1:B:85:ARG:O	1:B:89:THR:HB	2.14	0.47
3:H:2096:ASP:HB3	3:H:2099:THR:CG2	2.44	0.47
1:D:166:ILE:O	1:D:170:LYS:HG3	2.14	0.47
1:D:21:ASP:HA	1:D:30:LYS:HZ3	1.79	0.47
1:E:255:PRO:HA	1:E:302:GLU:HG3	1.97	0.47
1:D:97:PHE:CE2	3:G:1080:ASN:HA	2.49	0.47
3:H:2180:PHE:CE2	3:H:2198:LEU:HB3	2.50	0.47
1:B:31:GLU:O	1:B:35:SER:HB2	2.15	0.47
1:E:277:THR:HG23	1:E:280:SER:CB	2.45	0.47
3:F:3085:ASP:OD1	3:F:3086:ALA:N	2.47	0.47
1:C:277:THR:HG23	1:C:280:SER:CB	2.45	0.47
8:C:700:08T:H6	8:C:700:08T:N3	2.30	0.47
1:C:91:PHE:HD1	3:G:1035:ASN:O	1.98	0.47
1:E:98:ASP:OD2	1:E:100:ARG:NH2	2.48	0.47
3:F:3189:MSE:H	3:F:3189:MSE:SE	2.48	0.47
3:G:1096:ASP:HB3	3:G:1099:THR:CG2	2.43	0.47
4:I:1:DG:C2	4:I:2:DG:C4	3.03	0.47
1:E:172:MET:HE2	1:E:204:PHE:CD2	2.32	0.47
1:C:200:ASN:HD22	1:C:206:LYS:HB3	1.80	0.47
1:D:218:GLY:O	1:D:219:VAL:HG23	2.14	0.47
1:E:49:SER:OG	1:E:139:ASN:HA	2.15	0.47
1:E:72:MET:HE3	1:E:91:PHE:CG	2.50	0.47
2:A:10:LEU:HA	2:A:14:GLN:OE1	2.15	0.47
1:B:20:ILE:HG22	1:B:66:ASP:OD2	2.16	0.47
1:C:17:PRO:HB3	1:C:22:GLU:HG2	1.97	0.47
1:C:49:SER:HB2	1:C:56:LYS:NZ	2.30	0.47
1:B:16:ARG:O	1:B:17:PRO:C	2.52	0.46

Continued on next page...

Continued from previous page...

Atom-1	Atom-2	Interatomic distance (Å)	Clash overlap (Å)
1:D:276:VAL:HG22	1:D:277:THR:H	1.80	0.46
1:D:85:ARG:O	1:D:89:THR:HB	2.15	0.46
3:F:3159:ALA:O	3:F:3160:LEU:HB2	2.15	0.46
3:G:1092:TRP:CG	3:G:1093:PRO:HD2	2.50	0.46
1:B:37:THR:HG22	1:B:37:THR:O	2.16	0.46
1:B:83:PHE:HA	1:B:87:PRO:HD2	1.96	0.46
1:C:12:GLU:O	8:C:700:08T:O3'	2.28	0.46
1:D:303:LEU:CD2	1:E:265:VAL:HG12	2.46	0.46
3:H:2226:HIS:CE1	3:H:2228:PHE:HB2	2.49	0.46
1:B:293:GLN:OE1	2:A:85:ILE:HA	2.16	0.46
1:D:49:SER:HB2	1:D:56:LYS:NZ	2.31	0.46
5:J:10:DC:H6	5:J:10:DC:H5''	1.81	0.46
2:A:13:HIS:CE1	2:A:32:PHE:HE2	2.29	0.46
2:A:151:LEU:CD1	2:A:151:LEU:O	2.64	0.46
1:B:255:PRO:HA	1:B:302:GLU:HG3	1.98	0.46
1:C:188:ALA:CB	1:C:221:ASP:HA	2.37	0.46
1:C:276:VAL:HG22	1:C:277:THR:N	2.31	0.46
1:E:246:ASP:OD2	1:E:249:GLN:HG3	2.16	0.46
1:C:52:PRO:HG3	1:D:150:SER:HB2	1.97	0.46
1:D:13:GLN:HE21	1:D:16:ARG:NH1	2.13	0.46
1:D:29:ASP:CA	1:D:32:THR:HG22	2.37	0.46
1:E:56:LYS:CB	1:E:137:THR:HG23	2.46	0.46
1:E:303:LEU:HD11	2:A:76:MET:SD	2.54	0.46
3:G:1125:GLN:O	3:G:1129:VAL:HG23	2.16	0.46
2:A:102:VAL:HA	2:A:103:PRO:HD3	1.77	0.46
1:B:145:ILE:HB	1:B:147:PRO:HD2	1.98	0.46
1:C:97:PHE:HA	3:G:1204:GLN:CG	2.40	0.46
3:F:3001:MSE:CE	3:F:3003:LEU:HD21	2.45	0.46
1:B:17:PRO:HB3	1:B:22:GLU:HG2	1.98	0.46
1:E:111:ARG:CG	1:E:112:SER:N	2.75	0.46
1:E:276:VAL:HG22	1:E:277:THR:N	2.31	0.46
1:E:56:LYS:HB3	1:E:137:THR:HG23	1.97	0.46
3:F:3180:PHE:CE2	3:F:3198:LEU:HB3	2.50	0.46
1:B:90:ASN:O	1:B:94:ALA:CB	2.64	0.45
1:C:204:PHE:HA	1:C:207:THR:HG21	1.98	0.45
1:D:232:ARG:O	1:D:263:TRP:CH2	2.69	0.45
1:D:239:LEU:HD13	1:D:275:ARG:NH1	2.31	0.45
1:E:147:PRO:O	1:E:151:ARG:HG3	2.15	0.45
1:E:67:VAL:CG1	1:E:67:VAL:O	2.64	0.45
1:C:12:GLU:OE1	1:D:153:ARG:NH1	2.49	0.45
1:D:81:ILE:N	4:I:5:DT:OP1	2.49	0.45

Continued on next page...

Continued from previous page...

Atom-1	Atom-2	Interatomic distance (Å)	Clash overlap (Å)
1:E:74:VAL:HG12	1:E:75:ASN:O	2.16	0.45
3:F:3030:MSE:HE3	3:F:3103:PRO:HG2	1.97	0.45
3:G:1068:ASN:HB2	3:G:1070:ASP:OD1	2.16	0.45
2:A:102:VAL:O	2:A:102:VAL:HG22	2.17	0.45
1:B:285:TYR:CZ	2:A:93:ALA:HB1	2.51	0.45
1:B:316:MET:CB	1:B:318:TRP:HZ3	2.29	0.45
1:B:46:ILE:HB	1:B:154:VAL:HG22	1.98	0.45
1:C:163:GLU:H	1:C:163:GLU:CD	2.20	0.45
1:C:95:ALA:O	1:C:97:PHE:N	2.49	0.45
3:F:3018:ASN:C	3:F:3018:ASN:OD1	2.54	0.45
1:B:219:VAL:CG1	1:B:220:LEU:N	2.78	0.45
1:C:261:TYR:CD1	1:C:295:HIS:CD2	3.04	0.45
1:C:307:TYR:CG	1:D:289:GLY:HA3	2.52	0.45
3:G:1022:MSE:HE3	3:G:1023:LEU:O	2.17	0.45
3:G:1033:ALA:HB2	3:G:1038:THR:HG23	1.99	0.45
3:H:2085:ASP:OD1	3:H:2086:ALA:N	2.49	0.45
1:B:146:LYS:N	1:B:147:PRO:CD	2.78	0.45
1:B:276:VAL:HG22	1:B:277:THR:H	1.81	0.45
1:D:186:ALA:H	1:D:219:VAL:CA	2.27	0.45
1:D:42:ILE:H	1:D:101:GLN:HE22	1.64	0.45
3:F:3125:GLN:O	3:F:3129:VAL:HG23	2.16	0.45
3:G:1141:THR:OG1	3:G:1142:VAL:N	2.50	0.45
1:B:44:HIS:HE2	1:B:129:SER:HB3	1.81	0.45
1:C:255:PRO:HB3	1:C:302:GLU:CD	2.37	0.45
2:A:50:LYS:HE2	2:A:103:PRO:O	2.17	0.45
1:B:76:GLY:N	1:B:107:ASP:O	2.49	0.45
1:B:61:LYS:HG3	1:B:71:MET:HE1	1.98	0.45
1:C:251:ARG:HH21	1:D:270:GLU:HG3	1.82	0.45
1:C:49:SER:CB	1:C:56:LYS:HZ2	2.29	0.45
1:D:205:ARG:HD3	1:E:151:ARG:HA	1.98	0.45
1:E:161:THR:N	1:E:164:ASP:HB2	2.31	0.45
3:G:1189:MSE:HE3	3:G:1189:MSE:HB3	1.90	0.45
1:B:22:GLU:HG2	1:B:22:GLU:O	2.16	0.45
1:D:49:SER:HB2	1:D:56:LYS:CE	2.47	0.45
3:F:3130:SER:CB	3:F:3184:MSE:HE2	2.46	0.45
3:H:2096:ASP:OD2	3:H:2098:SER:OG	2.32	0.45
3:H:2127:LEU:HD23	3:H:2184:MSE:HE1	1.98	0.45
1:C:121:LEU:HA	1:C:124:PHE:HB3	1.98	0.45
1:D:218:GLY:O	1:D:219:VAL:CG2	2.65	0.45
1:E:106:ILE:HG21	1:E:109:PHE:CE1	2.51	0.45
1:E:124:PHE:O	1:E:127:ALA:HB3	2.17	0.45

Continued on next page...

Continued from previous page...

Atom-1	Atom-2	Interatomic distance (Å)	Clash overlap (Å)
1:E:42:ILE:HG12	1:E:67:VAL:HG21	1.99	0.45
2:A:163:THR:O	2:A:166:PHE:N	2.46	0.45
2:A:80:TYR:OH	2:A:84:LEU:HD11	2.17	0.45
1:B:59:VAL:HG21	1:B:157:PHE:CZ	2.52	0.45
1:C:12:GLU:CD	1:D:153:ARG:HH12	2.20	0.45
1:D:242:LEU:CD1	1:D:250:LEU:HD21	2.47	0.45
2:A:24:ALA:O	2:A:28:ALA:N	2.50	0.44
1:C:215:SER:O	1:C:216:SER:C	2.55	0.44
1:D:206:LYS:HA	1:D:206:LYS:HD2	1.56	0.44
1:D:219:VAL:O	1:D:220:LEU:HD12	2.18	0.44
1:D:255:PRO:HA	1:D:302:GLU:HG3	1.99	0.44
3:G:1130:SER:CB	3:G:1184:MSE:HE2	2.46	0.44
1:B:276:VAL:HG22	1:B:277:THR:N	2.32	0.44
1:C:176:LEU:HA	1:C:176:LEU:HD23	1.71	0.44
1:C:294:TYR:HB3	1:D:293:GLN:HG2	2.00	0.44
3:F:3018:ASN:OD1	3:F:3019:SER:N	2.50	0.44
2:A:160:GLY:O	3:H:2099:THR:HG22	2.17	0.44
3:H:2130:SER:CB	3:H:2184:MSE:HE2	2.47	0.44
1:B:238:VAL:HG22	1:B:253:LEU:HD13	1.99	0.44
1:C:114:LEU:HD23	1:C:114:LEU:HA	1.62	0.44
1:D:23:CYS:O	1:D:30:LYS:HE2	2.17	0.44
3:G:1096:ASP:O	3:G:1099:THR:HG23	2.17	0.44
2:A:177:GLN:O	2:A:177:GLN:HG2	2.18	0.44
2:A:62:LYS:HG2	2:A:94:HIS:CD2	2.52	0.44
1:B:119:ARG:HE	2:A:33:LYS:HB3	1.82	0.44
1:B:243:LYS:HG2	1:B:318:TRP:HE1	1.82	0.44
1:D:97:PHE:CZ	3:G:1079:GLY:C	2.91	0.44
3:G:1160:LEU:CD1	3:G:1181:ILE:HD13	2.47	0.44
3:G:1221:GLU:H	3:G:1221:GLU:HG2	1.60	0.44
2:A:151:LEU:HD12	2:A:151:LEU:O	2.15	0.44
2:A:162:VAL:CG1	2:A:162:VAL:O	2.61	0.44
2:A:40:PHE:CE2	2:A:64:MET:HG3	2.52	0.44
1:B:168:MET:O	1:B:169:MET:C	2.54	0.44
1:C:280:SER:HB3	1:C:316:MET:SD	2.58	0.44
1:D:9:HIS:CD2	1:E:41:LYS:CB	2.98	0.44
2:A:149:GLY:C	2:A:151:LEU:H	2.20	0.44
2:A:163:THR:O	2:A:166:PHE:HB3	2.18	0.44
1:C:34:LYS:HA	1:C:34:LYS:HD2	1.66	0.44
1:C:44:HIS:CD2	1:C:125:MET:CE	3.00	0.44
1:D:83:PHE:O	1:D:87:PRO:HD2	2.17	0.44
3:F:3176:ASN:OD1	3:F:3176:ASN:N	2.49	0.44

Continued on next page...

Continued from previous page...

Atom-1	Atom-2	Interatomic distance (Å)	Clash overlap (Å)
2:A:92:GLU:O	2:A:95:PHE:HB3	2.18	0.44
1:B:120:HIS:CD2	2:A:29:ALA:CB	3.01	0.44
1:B:239:LEU:O	1:B:243:LYS:HG3	2.18	0.44
1:B:261:TYR:CD1	1:B:295:HIS:CD2	3.05	0.44
1:B:275:ARG:O	1:B:318:TRP:CD1	2.71	0.44
1:C:174:ARG:CB	1:C:174:ARG:NH1	2.41	0.44
1:C:21:ASP:HA	1:C:30:LYS:HZ1	1.80	0.44
1:C:239:LEU:HD13	1:C:275:ARG:NH1	2.33	0.44
1:D:148:LEU:HA	1:D:148:LEU:HD23	1.77	0.44
3:F:3194:TYR:CE1	3:F:3211:GLY:HA3	2.53	0.44
3:G:1126:LEU:O	3:G:1130:SER:HB2	2.17	0.44
3:H:2157:ASP:OD1	3:H:2161:THR:HG23	2.17	0.44
1:C:297:ILE:CG2	1:D:297:ILE:HG13	2.47	0.44
1:D:318:TRP:CE3	1:D:318:TRP:N	2.85	0.44
3:G:1180:PHE:CE2	3:G:1198:LEU:HB3	2.53	0.44
1:D:72:MET:CE	3:H:2156:GLU:HA	2.42	0.44
1:D:81:ILE:HG21	4:I:5:DT:H3'	1.99	0.44
1:B:48:HIS:HE1	1:B:156:THR:CG2	2.30	0.44
1:C:174:ARG:O	1:C:177:THR:HB	2.18	0.44
1:C:91:PHE:CZ	1:C:102:LYS:HD3	2.53	0.44
1:D:42:ILE:H	1:D:101:GLN:NE2	2.16	0.44
1:D:174:ARG:O	1:D:177:THR:HB	2.17	0.44
1:D:204:PHE:HA	1:D:207:THR:HG21	1.98	0.44
1:D:261:TYR:CD1	1:D:295:HIS:CD2	3.06	0.44
1:C:297:ILE:HG23	1:D:297:ILE:HG13	1.99	0.44
1:D:77:SER:OG	1:D:111:ARG:HD3	2.18	0.44
1:D:213:SER:OG	1:E:153:ARG:NE	2.50	0.43
1:D:318:TRP:HE3	1:D:318:TRP:N	2.16	0.43
1:E:261:TYR:CD1	1:E:295:HIS:CD2	3.06	0.43
1:E:83:PHE:CE2	1:E:88:LEU:CD1	3.00	0.43
3:F:3090:ILE:CG2	3:F:3091:PHE:N	2.81	0.43
3:H:2042:ALA:HB2	3:H:2214:ALA:CB	2.47	0.43
2:A:69:LEU:O	2:A:71:GLN:N	2.51	0.43
1:C:255:PRO:HA	1:C:302:GLU:HG3	2.00	0.43
1:D:230:ASN:HD22	1:D:231:ASP:H	1.66	0.43
1:D:32:THR:O	1:D:36:ILE:HG13	2.18	0.43
3:F:3022:MSE:HB3	3:F:3102:ALA:HB2	2.00	0.43
3:H:2091:PHE:CD2	3:F:3163:VAL:O	2.71	0.43
2:A:80:TYR:O	2:A:83:ASN:HB3	2.18	0.43
1:B:105:VAL:HG22	1:B:135:ILE:HD12	2.00	0.43
1:D:203:ASP:OD1	1:D:205:ARG:N	2.44	0.43

Continued on next page...

Continued from previous page...

Atom-1	Atom-2	Interatomic distance (Å)	Clash overlap (Å)
1:D:276:VAL:HG22	1:D:277:THR:N	2.33	0.43
1:E:204:PHE:HE1	1:E:208:ILE:HD11	1.83	0.43
3:G:1041:GLU:HG2	3:G:1215:ASN:HB2	2.00	0.43
3:H:2063:ILE:HA	3:H:2063:ILE:HD13	1.82	0.43
1:C:200:ASN:HD21	1:C:210:GLU:HG3	1.83	0.43
1:B:162:ASP:O	1:B:166:ILE:CG1	2.65	0.43
1:D:186:ALA:O	1:D:219:VAL:HA	2.18	0.43
3:F:3189:MSE:HE2	3:F:3209:PHE:CG	2.53	0.43
2:A:118:SER:OG	2:A:119:THR:N	2.52	0.43
2:A:120:GLU:HG2	2:A:124:ILE:HD11	1.99	0.43
1:D:88:LEU:HD22	1:D:104:ILE:HD13	2.01	0.43
1:E:27:ALA:N	1:E:164:ASP:OD1	2.46	0.43
1:D:251:ARG:NH2	1:E:270:GLU:HG3	2.33	0.43
2:A:144:ILE:HG22	2:A:144:ILE:O	2.18	0.43
1:B:136:ILE:CG2	1:B:137:THR:N	2.82	0.43
1:B:73:PHE:C	1:B:73:PHE:CD1	2.91	0.43
1:C:2:ILE:HG13	1:C:178:GLU:CG	2.49	0.43
1:D:4:VAL:HG23	1:D:4:VAL:O	2.18	0.43
1:D:85:ARG:HH22	4:I:6:DC:P	2.40	0.43
1:E:173:ILE:HD13	1:E:194:ALA:HB2	1.99	0.43
1:B:93:SER:CB	3:F:3055:TYR:CE1	3.01	0.43
3:F:3128:ARG:HG3	3:F:3128:ARG:HH11	1.83	0.43
3:G:1018:ASN:OD1	3:G:1019:SER:N	2.51	0.43
3:G:1063:ILE:HD13	3:G:1063:ILE:HA	1.80	0.43
2:A:145:LEU:HB2	2:A:151:LEU:CD2	2.26	0.43
2:A:90:SER:C	2:A:92:GLU:N	2.71	0.43
1:B:176:LEU:HA	1:B:176:LEU:HD23	1.75	0.43
3:F:3077:GLU:H	3:F:3077:GLU:CD	2.21	0.43
2:A:3:LEU:O	2:A:3:LEU:HG	2.19	0.43
1:B:121:LEU:O	1:B:124:PHE:HB3	2.19	0.43
1:B:141:ILE:HD12	1:B:154:VAL:HG11	2.01	0.43
1:B:162:ASP:N	1:B:162:ASP:OD1	2.51	0.43
1:B:276:VAL:HA	1:B:318:TRP:HB2	1.94	0.43
1:C:297:ILE:CG2	1:D:293:GLN:O	2.67	0.43
1:E:165:LYS:O	1:E:169:MET:CG	2.67	0.43
1:E:242:LEU:HD12	1:E:250:LEU:HD21	2.00	0.43
3:G:1010:LEU:HD23	3:G:1010:LEU:HA	1.82	0.43
1:B:283:ARG:NH1	1:B:286:GLU:OE1	2.51	0.43
3:G:1110:PRO:HB2	3:G:1199:TRP:NE1	2.34	0.43
1:C:276:VAL:HA	1:C:318:TRP:HB3	2.01	0.42
1:D:33:PHE:CZ	1:D:155:ILE:HD13	2.54	0.42

Continued on next page...

Continued from previous page...

Atom-1	Atom-2	Interatomic distance (Å)	Clash overlap (Å)
1:D:44:HIS:CD2	1:D:125:MET:CE	3.01	0.42
1:E:124:PHE:CD1	1:E:128:TYR:HE2	2.33	0.42
3:G:1149:ILE:O	3:G:1166:SER:HA	2.19	0.42
1:D:260:ASP:OD1	1:D:260:ASP:N	2.50	0.42
1:C:314:CYS:SG	1:D:282:ILE:HD11	2.59	0.42
1:D:289:GLY:O	1:D:293:GLN:HB2	2.19	0.42
1:D:80:LYS:CE	1:E:85:ARG:NH1	2.82	0.42
1:C:97:PHE:HZ	3:G:1205:GLY:CA	2.11	0.42
3:H:2010:LEU:HA	3:H:2010:LEU:HD23	1.75	0.42
4:I:2:DG:H1	5:J:9:DC:H42	1.67	0.42
1:B:121:LEU:C	1:B:121:LEU:HD23	2.39	0.42
1:D:9:HIS:ND1	1:D:10:ILE:N	2.67	0.42
2:A:145:LEU:O	2:A:148:ASN:N	2.52	0.42
1:B:294:TYR:HD1	1:B:297:ILE:HD12	1.84	0.42
1:D:92:ALA:HB2	1:D:124:PHE:CZ	2.54	0.42
3:F:3092:TRP:CD1	3:F:3093:PRO:HD2	2.54	0.42
1:B:26:PRO:HB3	1:B:160:PRO:HA	2.00	0.42
1:C:119:ARG:O	1:C:122:ARG:HG2	2.19	0.42
1:D:0:SER:OG	1:D:1:MET:CE	2.67	0.42
1:D:242:LEU:HD12	1:D:250:LEU:HD21	2.01	0.42
1:E:159:GLN:O	1:E:160:PRO:C	2.57	0.42
1:E:84:VAL:HG13	1:E:88:LEU:HD22	2.00	0.42
3:H:2189:MSE:HE3	3:H:2189:MSE:HB3	1.99	0.42
2:A:65:VAL:HG11	2:A:98:LEU:HD13	2.01	0.42
1:C:208:ILE:O	1:C:208:ILE:HG22	2.19	0.42
1:E:165:LYS:HE3	1:E:165:LYS:HB2	1.88	0.42
3:G:1039:TYR:O	3:G:1216:TYR:HA	2.19	0.42
3:H:2068:ASN:HB2	3:H:2070:ASP:OD1	2.20	0.42
1:D:114:LEU:HD23	1:D:114:LEU:HA	1.64	0.42
1:E:102:LYS:O	1:E:132:CYS:HA	2.19	0.42
3:H:2064:LEU:HD23	3:H:2064:LEU:HA	1.86	0.42
4:I:1:DG:N2	4:I:2:DG:C4	2.88	0.42
1:B:285:TYR:HE2	2:A:96:ASN:HB2	1.84	0.42
1:C:222:ALA:HA	1:C:225:LEU:HB3	2.02	0.42
1:E:119:ARG:CD	1:E:122:ARG:HH21	2.27	0.42
3:G:1003:LEU:HA	3:G:1003:LEU:HD23	1.80	0.42
1:C:93:SER:OG	3:G:1221:GLU:OE1	2.24	0.42
2:A:137:ASP:O	2:A:141:TYR:N	2.52	0.42
1:C:169:MET:O	1:C:173:ILE:HG13	2.20	0.42
1:E:283:ARG:NH1	1:E:286:GLU:OE1	2.53	0.42
2:A:46:ALA:O	2:A:50:LYS:HA	2.20	0.42

Continued on next page...

Continued from previous page...

Atom-1	Atom-2	Interatomic distance (Å)	Clash overlap (Å)
1:B:148:LEU:HD23	1:B:148:LEU:HA	1.76	0.42
1:B:98:ASP:OD1	1:B:99:GLY:N	2.53	0.42
1:B:304:HIS:CE1	1:C:293:GLN:HG3	2.55	0.42
1:E:10:ILE:HD13	2:A:141:TYR:CD2	2.55	0.42
1:E:119:ARG:HA	1:E:122:ARG:HE	1.85	0.42
1:E:242:LEU:CD1	1:E:250:LEU:HD21	2.49	0.42
1:D:97:PHE:CB	3:G:1078:ASP:O	2.61	0.42
3:H:2128:ARG:HG3	3:H:2128:ARG:NH1	2.35	0.42
2:A:4:PHE:CG	3:F:3032:ARG:NH1	2.88	0.41
1:D:119:ARG:CA	1:D:122:ARG:HH11	2.33	0.41
1:C:304:HIS:CE1	1:D:293:GLN:HG3	2.55	0.41
1:D:34:LYS:HD2	1:D:34:LYS:HA	1.77	0.41
1:E:167:GLU:OE1	1:E:167:GLU:HA	2.20	0.41
2:A:181:LYS:HZ1	3:F:3156:GLU:HA	1.85	0.41
3:H:2077:GLU:H	3:H:2077:GLU:CD	2.24	0.41
3:H:2149:ILE:O	3:H:2166:SER:HA	2.20	0.41
1:B:6:GLU:O	1:B:7:LYS:CG	2.59	0.41
1:B:72:MET:HE1	1:B:91:PHE:HB2	2.02	0.41
1:C:88:LEU:HD22	1:C:104:ILE:HD13	2.01	0.41
1:E:254:ALA:N	1:E:255:PRO:HD2	2.36	0.41
3:F:3067:VAL:HG12	3:F:3085:ASP:OD2	2.20	0.41
3:F:3147:ILE:CD1	3:F:3178:PHE:HZ	2.32	0.41
3:H:2128:ARG:HG3	3:H:2128:ARG:HH11	1.84	0.41
4:I:1:DG:H8	4:I:1:DG:H5'	1.85	0.41
1:B:171:GLN:O	1:B:175:ARG:HB2	2.20	0.41
1:B:85:ARG:HH21	1:B:120:HIS:CE1	2.34	0.41
1:D:42:ILE:HG22	1:D:43:PRO:O	2.21	0.41
2:A:177:GLN:HE21	2:A:181:LYS:HZ1	1.67	0.41
1:C:239:LEU:O	1:C:243:LYS:HG3	2.20	0.41
1:E:42:ILE:CG1	1:E:67:VAL:HG21	2.51	0.41
1:E:83:PHE:HE2	1:E:88:LEU:HD11	1.84	0.41
3:F:3160:LEU:CD1	3:F:3181:ILE:HD13	2.50	0.41
3:H:2088:SER:HA	3:F:3166:SER:O	2.20	0.41
1:B:219:VAL:HG12	1:B:220:LEU:N	2.36	0.41
1:B:289:GLY:C	2:A:85:ILE:CG2	2.88	0.41
1:C:4:VAL:O	1:C:4:VAL:HG23	2.19	0.41
3:G:1005:LYS:HG2	3:G:1005:LYS:H	1.70	0.41
3:G:1198:LEU:HD23	3:G:1198:LEU:N	2.35	0.41
1:B:205:ARG:NH2	6:B:700:ADP:O2B	2.53	0.41
1:C:206:LYS:HA	1:C:206:LYS:HD2	1.50	0.41
1:C:199:LYS:HE2	1:C:232:ARG:HE	1.86	0.41

Continued on next page...

Continued from previous page...

Atom-1	Atom-2	Interatomic distance (Å)	Clash overlap (Å)
1:D:9:HIS:CD2	1:E:41:LYS:HB2	2.52	0.41
1:E:83:PHE:CD1	1:E:87:PRO:HG2	2.56	0.41
1:B:121:LEU:HD23	1:B:125:MET:HG3	2.02	0.41
1:D:316:MET:O	1:D:318:TRP:HZ3	2.03	0.41
3:G:1130:SER:OG	3:G:1184:MSE:HE2	2.20	0.41
3:H:2088:SER:HA	3:F:3167:LEU:HA	2.02	0.41
2:A:19:SER:O	2:A:20:LYS:HB2	2.20	0.41
1:C:283:ARG:NH1	1:C:286:GLU:OE1	2.52	0.41
1:C:23:CYS:O	1:C:30:LYS:HE2	2.21	0.41
1:C:94:ALA:HB1	3:G:1219:ALA:CB	2.51	0.41
1:D:88:LEU:HA	1:D:88:LEU:HD23	1.87	0.41
3:G:1032:ARG:HG2	3:G:1103:PRO:CD	2.42	0.41
3:H:2039:TYR:CD1	3:H:2039:TYR:C	2.94	0.41
3:H:2147:ILE:CD1	3:H:2178:PHE:HZ	2.33	0.41
2:A:133:VAL:CG1	2:A:137:ASP:OD2	2.69	0.41
1:E:104:ILE:HG22	1:E:106:ILE:HG13	2.02	0.41
3:G:1002:LYS:O	3:G:1003:LEU:HD23	2.21	0.41
1:B:116:GLU:HA	1:B:119:ARG:NH1	2.36	0.41
1:B:99:GLY:O	1:B:100:ARG:C	2.58	0.41
1:E:238:VAL:HG22	1:E:253:LEU:HD13	2.02	0.41
2:A:4:PHE:CD2	3:F:3032:ARG:NH1	2.89	0.41
3:F:3068:ASN:HB2	3:F:3070:ASP:OD1	2.21	0.41
2:A:74:GLU:OE1	2:A:104:ARG:HG2	2.21	0.41
1:E:106:ILE:HG21	1:E:109:PHE:CD1	2.56	0.41
3:F:3128:ARG:HG3	3:F:3128:ARG:NH1	2.36	0.41
3:F:3157:ASP:OD1	3:F:3161:THR:HG23	2.21	0.41
1:B:64:CYS:O	1:B:65:HIS:C	2.58	0.40
1:C:10:ILE:HG23	1:C:10:ILE:O	2.20	0.40
1:E:173:ILE:HG23	1:E:193:VAL:HG12	1.99	0.40
1:E:238:VAL:HA	1:E:253:LEU:HD13	2.03	0.40
3:G:1010:LEU:O	3:G:1013:ASN:HB3	2.21	0.40
2:A:179:GLN:O	2:A:180:LEU:C	2.59	0.40
1:C:119:ARG:CA	1:C:122:ARG:HH11	2.34	0.40
1:C:3:THR:OG1	1:C:22:GLU:OE1	2.33	0.40
1:D:238:VAL:HG22	1:D:253:LEU:HD13	2.03	0.40
1:D:261:TYR:CE1	1:D:265:VAL:HG21	2.56	0.40
2:A:123:ILE:H	2:A:123:ILE:HG13	1.75	0.40
1:B:238:VAL:HA	1:B:253:LEU:HD13	2.04	0.40
1:B:284:MET:CE	1:B:284:MET:O	2.70	0.40
1:B:83:PHE:HE1	1:B:88:LEU:CD1	2.33	0.40
1:C:118:GLN:HB3	1:C:145:ILE:CD1	2.51	0.40

Continued on next page...

Continued from previous page...

Atom-1	Atom-2	Interatomic distance (Å)	Clash overlap (Å)
1:D:215:SER:O	1:D:216:SER:C	2.59	0.40
1:E:34:LYS:HE3	1:E:34:LYS:HB3	1.72	0.40
3:H:2050:PHE:CE2	3:H:2052:VAL:HB	2.56	0.40
2:A:55:ILE:O	2:A:56:ALA:CB	2.70	0.40
1:B:243:LYS:O	1:B:245:LYS:HG3	2.21	0.40
1:B:57:THR:HG23	6:B:700:ADP:O3B	2.22	0.40
1:C:189:ASP:OD1	1:C:191:LYS:HG3	2.22	0.40
1:D:238:VAL:HA	1:D:253:LEU:HD13	2.04	0.40
1:B:289:GLY:CA	2:A:85:ILE:CG2	3.00	0.40
1:C:33:PHE:CZ	1:C:155:ILE:HD13	2.57	0.40
1:C:98:ASP:OD1	1:C:98:ASP:N	2.53	0.40
1:E:112:SER:C	1:E:114:LEU:H	2.25	0.40
1:E:196:LEU:HA	1:E:196:LEU:HD23	1.75	0.40
1:E:71:MET:HG2	1:E:71:MET:O	2.21	0.40
1:B:89:THR:HG22	3:F:3055:TYR:OH	2.21	0.40
4:I:1:DG:C2	4:I:2:DG:C5	3.10	0.40

All (1) symmetry-related close contacts are listed below. The label for Atom-2 includes the symmetry operator and encoded unit-cell translations to be applied.

Atom-1	Atom-2	Interatomic distance (Å)	Clash overlap (Å)
3:G:1193:ASN:OD1	3:F:3176:ASN:ND2[4_445]	2.12	0.08

5.3 Torsion angles

5.3.1 Protein backbone

In the following table, the Percentiles column shows the percent Ramachandran outliers of the chain as a percentile score with respect to all X-ray entries followed by that with respect to entries of similar resolution.

The Analysed column shows the number of residues for which the backbone conformation was analysed, and the total number of residues.

Mol	Chain	Analysed	Favoured	Allowed	Outliers	Percentiles
1	B	301/324 (93%)	282 (94%)	18 (6%)	1 (0%)	44 81
1	C	317/324 (98%)	302 (95%)	11 (4%)	4 (1%)	14 55
1	D	318/324 (98%)	300 (94%)	13 (4%)	5 (2%)	11 50
1	E	290/324 (90%)	277 (96%)	12 (4%)	1 (0%)	44 81

Continued on next page...

Continued from previous page...

Mol	Chain	Analysed	Favoured	Allowed	Outliers	Percentiles	
2	A	174/199 (87%)	140 (80%)	33 (19%)	1 (1%)	28	72
3	F	220/228 (96%)	217 (99%)	3 (1%)	0	100	100
3	G	226/228 (99%)	223 (99%)	3 (1%)	0	100	100
3	H	226/228 (99%)	222 (98%)	4 (2%)	0	100	100
All	All	2072/2179 (95%)	1963 (95%)	97 (5%)	12 (1%)	28	72

All (12) Ramachandran outliers are listed below:

Mol	Chain	Res	Type
1	D	219	VAL
1	C	97	PHE
1	D	234	ALA
1	B	259	ALA
1	C	259	ALA
1	E	259	ALA
1	D	259	ALA
1	D	218	GLY
1	C	233	GLY
2	A	8	ILE
1	C	50	PRO
1	D	50	PRO

5.3.2 Protein sidechains ⓘ

In the following table, the Percentiles column shows the percent sidechain outliers of the chain as a percentile score with respect to all X-ray entries followed by that with respect to entries of similar resolution.

The Analysed column shows the number of residues for which the sidechain conformation was analysed, and the total number of residues.

Mol	Chain	Analysed	Rotameric	Outliers	Percentiles	
1	B	266/279 (95%)	239 (90%)	27 (10%)	8	34
1	C	276/279 (99%)	244 (88%)	32 (12%)	6	27
1	D	278/279 (100%)	248 (89%)	30 (11%)	7	31
1	E	250/279 (90%)	225 (90%)	25 (10%)	9	35
2	A	154/174 (88%)	143 (93%)	11 (7%)	17	54
3	F	183/183 (100%)	170 (93%)	13 (7%)	17	54

Continued on next page...

Continued from previous page...

Mol	Chain	Analysed	Rotameric	Outliers	Percentiles	
3	G	189/183 (103%)	177 (94%)	12 (6%)	21	59
3	H	189/183 (103%)	177 (94%)	12 (6%)	21	59
All	All	1785/1839 (97%)	1623 (91%)	162 (9%)	11	39

All (162) residues with a non-rotameric sidechain are listed below:

Mol	Chain	Res	Type
1	B	6	GLU
1	B	12	GLU
1	B	20	ILE
1	B	21	ASP
1	B	29	ASP
1	B	35	SER
1	B	45	ILE
1	B	47	LEU
1	B	57	THR
1	B	77	SER
1	B	110	ASP
1	B	111	ARG
1	B	150	SER
1	B	155	ILE
1	B	157	PHE
1	B	162	ASP
1	B	182	HIS
1	B	191	LYS
1	B	196	LEU
1	B	200	ASN
1	B	216	SER
1	B	237	ASP
1	B	271	GLU
1	B	277	THR
1	B	284	MET
1	B	301	THR
1	B	305	LEU
1	C	9	HIS
1	C	10	ILE
1	C	11	LEU
1	C	19	THR
1	C	25	LEU
1	C	41	LYS
1	C	49	SER

Continued on next page...

Continued from previous page...

Mol	Chain	Res	Type
1	C	77	SER
1	C	97	PHE
1	C	98	ASP
1	C	101	GLN
1	C	117	SER
1	C	121	LEU
1	C	130	SER
1	C	132	CYS
1	C	137	THR
1	C	146	LYS
1	C	156	THR
1	C	174	ARG
1	C	200	ASN
1	C	216	SER
1	C	217	LYS
1	C	221	ASP
1	C	231	ASP
1	C	237	ASP
1	C	271	GLU
1	C	277	THR
1	C	284	MET
1	C	301	THR
1	C	305	LEU
1	C	317	GLN
1	C	318	TRP
1	D	1	MET
1	D	9	HIS
1	D	10	ILE
1	D	11	LEU
1	D	19	THR
1	D	25	LEU
1	D	41	LYS
1	D	49	SER
1	D	77	SER
1	D	96	SER
1	D	97	PHE
1	D	98	ASP
1	D	101	GLN
1	D	117	SER
1	D	121	LEU
1	D	132	CYS
1	D	146	LYS

Continued on next page...

Continued from previous page...

Mol	Chain	Res	Type
1	D	156	THR
1	D	174	ARG
1	D	200	ASN
1	D	216	SER
1	D	224	ILE
1	D	230	ASN
1	D	232	ARG
1	D	271	GLU
1	D	277	THR
1	D	284	MET
1	D	301	THR
1	D	305	LEU
1	D	318	TRP
1	E	16	ARG
1	E	32	THR
1	E	35	SER
1	E	41	LYS
1	E	42	ILE
1	E	48	HIS
1	E	57	THR
1	E	90	ASN
1	E	109	PHE
1	E	110	ASP
1	E	112	SER
1	E	123	SER
1	E	132	CYS
1	E	148	LEU
1	E	175	ARG
1	E	179	ILE
1	E	185	ILE
1	E	200	ASN
1	E	207	THR
1	E	210	GLU
1	E	271	GLU
1	E	277	THR
1	E	284	MET
1	E	301	THR
1	E	305	LEU
2	A	2	SER
2	A	7	ASP
2	A	21	ASP
2	A	38	ASN

Continued on next page...

Continued from previous page...

Mol	Chain	Res	Type
2	A	51	THR
2	A	59	ASP
2	A	91	ASP
2	A	102	VAL
2	A	104	ARG
2	A	121	VAL
2	A	183	LEU
3	G	1025	SER
3	G	1038	THR
3	G	1047	VAL
3	G	1088	SER
3	G	1099	THR
3	G	1105	LYS
3	G	1161	THR
3	G	1175	GLU
3	G	1176	ASN
3	G	1189	MSE
3	G	1218	VAL
3	G	1227	ASP
3	H	2025	SER
3	H	2038	THR
3	H	2047	VAL
3	H	2068	ASN
3	H	2088	SER
3	H	2099	THR
3	H	2105	LYS
3	H	2161	THR
3	H	2175	GLU
3	H	2176	ASN
3	H	2189	MSE
3	H	2218	VAL
3	F	3025	SER
3	F	3038	THR
3	F	3047	VAL
3	F	3068	ASN
3	F	3088	SER
3	F	3099	THR
3	F	3105	LYS
3	F	3161	THR
3	F	3175	GLU
3	F	3176	ASN
3	F	3189	MSE

Continued on next page...

Continued from previous page...

Mol	Chain	Res	Type
3	F	3218	VAL
3	F	3220	LEU

Some sidechains can be flipped to improve hydrogen bonding and reduce clashes. All (26) such sidechains are listed below:

Mol	Chain	Res	Type
1	B	48	HIS
1	B	292	ASN
1	B	293	GLN
1	B	295	HIS
1	B	304	HIS
1	C	9	HIS
1	C	101	GLN
1	C	295	HIS
1	C	304	HIS
1	D	13	GLN
1	D	44	HIS
1	D	101	GLN
1	D	230	ASN
1	D	293	GLN
1	D	295	HIS
1	E	48	HIS
1	E	120	HIS
1	E	293	GLN
1	E	295	HIS
2	A	13	HIS
2	A	177	GLN
3	G	1068	ASN
3	G	1190	GLN
3	H	2068	ASN
3	H	2190	GLN
3	F	3068	ASN

5.3.3 RNA ⓘ

There are no RNA molecules in this entry.

5.4 Non-standard residues in protein, DNA, RNA chains ⓘ

There are no non-standard protein/DNA/RNA residues in this entry.

5.5 Carbohydrates [i](#)

There are no carbohydrates in this entry.

5.6 Ligand geometry [i](#)

Of 6 ligands modelled in this entry, 3 are monoatomic - leaving 3 for Mogul analysis.

In the following table, the Counts columns list the number of bonds (or angles) for which Mogul statistics could be retrieved, the number of bonds (or angles) that are observed in the model and the number of bonds (or angles) that are defined in the chemical component dictionary. The Link column lists molecule types, if any, to which the group is linked. The Z score for a bond length (or angle) is the number of standard deviations the observed value is removed from the expected value. A bond length (or angle) with $|Z| > 2$ is considered an outlier worth inspection. RMSZ is the root-mean-square of all Z scores of the bond lengths (or angles).

Mol	Type	Chain	Res	Link	Bond lengths			Bond angles		
					Counts	RMSZ	# Z > 2	Counts	RMSZ	# Z > 2
6	ADP	B	700	-	25,29,29	1.17	2 (8%)	24,45,45	1.81	5 (20%)
8	08T	C	700	7	26,33,33	2.79	11 (42%)	24,52,52	5.14	5 (20%)
8	08T	D	700	7	26,33,33	2.83	10 (38%)	24,52,52	5.58	5 (20%)

In the following table, the Chirals column lists the number of chiral outliers, the number of chiral centers analysed, the number of these observed in the model and the number defined in the chemical component dictionary. Similar counts are reported in the Torsion and Rings columns. '-' means no outliers of that kind were identified.

Mol	Type	Chain	Res	Link	Chirals	Torsions	Rings
6	ADP	B	700	-	-	0/12/32/32	0/3/3/3
8	08T	C	700	7	-	0/12/38/38	0/3/3/3
8	08T	D	700	7	-	0/12/38/38	0/3/3/3

All (23) bond length outliers are listed below:

Mol	Chain	Res	Type	Atoms	Z	Observed(Å)	Ideal(Å)
8	C	700	08T	F1-BE	-7.19	1.35	1.54
8	D	700	08T	F1-BE	-6.63	1.37	1.54
8	D	700	08T	C2'-C3'	-5.66	1.38	1.53
8	C	700	08T	F3-BE	-5.56	1.39	1.54
8	D	700	08T	F2-BE	-5.45	1.40	1.54
8	D	700	08T	F3-BE	-5.34	1.40	1.54
8	C	700	08T	F2-BE	-5.12	1.41	1.54
8	C	700	08T	C2'-C3'	-5.07	1.40	1.53
8	D	700	08T	C2'-C1'	-4.91	1.45	1.53

Continued on next page...

Continued from previous page...

Mol	Chain	Res	Type	Atoms	Z	Observed(Å)	Ideal(Å)
8	C	700	08T	C2'-C1'	-4.61	1.46	1.53
8	D	700	08T	C3'-C4'	-3.42	1.44	1.53
8	C	700	08T	C3'-C4'	-3.08	1.45	1.53
8	C	700	08T	O4'-C4'	-2.54	1.39	1.45
8	D	700	08T	O4'-C4'	-2.32	1.39	1.45
8	C	700	08T	PA-O5'	-2.30	1.49	1.59
8	C	700	08T	C2-N3	2.14	1.35	1.32
8	D	700	08T	C4-N3	2.21	1.38	1.35
8	C	700	08T	C4-N3	2.34	1.39	1.35
8	C	700	08T	C6-N6	2.50	1.44	1.34
8	D	700	08T	C6-N6	2.65	1.44	1.34
6	B	700	ADP	C5-C4	2.84	1.46	1.40
8	D	700	08T	C2-N3	3.06	1.37	1.32
6	B	700	ADP	PB-O3A	3.44	1.65	1.60

All (15) bond angle outliers are listed below:

Mol	Chain	Res	Type	Atoms	Z	Observed(°)	Ideal(°)
8	D	700	08T	C1'-N9-C4	-25.57	82.46	126.64
8	C	700	08T	C1'-N9-C4	-22.79	87.26	126.64
8	C	700	08T	N3-C2-N1	-8.44	121.51	128.86
8	D	700	08T	N3-C2-N1	-7.86	122.02	128.86
6	B	700	ADP	N3-C2-N1	-6.19	123.47	128.86
6	B	700	ADP	C4-C5-N7	-2.23	107.26	109.41
8	D	700	08T	C5'-C4'-C3'	-2.12	107.21	115.29
6	B	700	ADP	O5'-PA-O1A	-2.10	100.77	109.25
8	C	700	08T	O2'-C2'-C1'	-2.08	105.11	111.61
8	D	700	08T	O4'-C4'-C5'	2.16	116.69	109.40
6	B	700	ADP	O2A-PA-O1A	2.30	124.17	112.28
8	D	700	08T	O5'-C5'-C4'	2.52	117.95	109.00
6	B	700	ADP	N6-C6-N1	2.99	124.69	118.77
8	C	700	08T	C4'-O4'-C1'	3.01	112.97	109.77
8	C	700	08T	O5'-C5'-C4'	3.06	119.85	109.00

There are no chirality outliers.

There are no torsion outliers.

There are no ring outliers.

3 monomers are involved in 16 short contacts:

Mol	Chain	Res	Type	Clashes	Symm-Clashes
6	B	700	ADP	10	0

Continued on next page...

Continued from previous page...

Mol	Chain	Res	Type	Clashes	Symm-Clashes
8	C	700	08T	5	0
8	D	700	08T	1	0

5.7 Other polymers [i](#)

There are no such residues in this entry.

5.8 Polymer linkage issues [i](#)

There are no chain breaks in this entry.

6 Fit of model and data

6.1 Protein, DNA and RNA chains

In the following table, the column labelled ‘#RSRZ > 2’ contains the number (and percentage) of RSRZ outliers, followed by percent RSRZ outliers for the chain as percentile scores relative to all X-ray entries and entries of similar resolution. The OWAB column contains the minimum, median, 95th percentile and maximum values of the occupancy-weighted average B-factor per residue. The column labelled ‘Q < 0.9’ lists the number of (and percentage) of residues with an average occupancy less than 0.9.

Mol	Chain	Analysed	<RSRZ>	#RSRZ>2	OWAB(Å ²)	Q<0.9
1	B	305/324 (94%)	-0.06	6 (1%) 65 50	81, 104, 150, 221	0
1	C	319/324 (98%)	-0.15	1 (0%) 93 92	57, 95, 144, 211	0
1	D	320/324 (98%)	-0.05	5 (1%) 72 59	54, 89, 179, 232	0
1	E	294/324 (90%)	0.06	11 (3%) 42 27	69, 117, 189, 246	0
2	A	178/199 (89%)	0.07	4 (2%) 62 48	81, 120, 181, 223	0
3	F	216/228 (94%)	-0.12	3 (1%) 75 63	70, 96, 159, 252	0
3	G	222/228 (97%)	-0.27	3 (1%) 75 63	58, 84, 130, 188	0
3	H	222/228 (97%)	-0.23	1 (0%) 90 85	71, 95, 143, 200	0
4	I	8/20 (40%)	-0.23	0 100 100	83, 92, 123, 127	0
5	J	8/10 (80%)	-0.08	0 100 100	107, 118, 140, 160	0
All	All	2092/2209 (94%)	-0.09	34 (1%) 72 59	54, 100, 167, 252	0

All (34) RSRZ outliers are listed below:

Mol	Chain	Res	Type	RSRZ
2	A	73	PRO	6.3
2	A	177	GLN	4.8
1	B	214	TYR	4.1
1	D	253	LEU	4.0
1	D	285	TYR	3.9
1	D	97	PHE	3.9
3	G	1175	GLU	3.7
1	E	256	LYS	3.4
3	F	3203	LYS	3.1
1	E	211	LEU	2.9
1	E	112	SER	2.7
1	E	245	LYS	2.6
1	E	191	LYS	2.5

Continued on next page...

Continued from previous page...

Mol	Chain	Res	Type	RSRZ
3	F	3108	PRO	2.5
1	E	303	LEU	2.4
1	B	196	LEU	2.4
3	F	3175	GLU	2.4
1	B	211	LEU	2.3
3	G	1099	THR	2.3
1	D	249	GLN	2.3
1	B	259	ALA	2.3
3	G	1101	VAL	2.3
2	A	168	LYS	2.3
1	E	309	PHE	2.2
2	A	172	LYS	2.2
1	E	265	VAL	2.1
1	B	217	LYS	2.1
3	H	2106	PRO	2.1
1	C	90	ASN	2.1
1	E	210	GLU	2.1
1	B	188	ALA	2.1
1	D	238	VAL	2.0
1	E	242	LEU	2.0
1	E	236	ASP	2.0

6.2 Non-standard residues in protein, DNA, RNA chains [i](#)

There are no non-standard protein/DNA/RNA residues in this entry.

6.3 Carbohydrates [i](#)

There are no carbohydrates in this entry.

6.4 Ligands [i](#)

In the following table, the Atoms column lists the number of modelled atoms in the group and the number defined in the chemical component dictionary. LLDF column lists the quality of electron density of the group with respect to its neighbouring residues in protein, DNA or RNA chains. The B-factors column lists the minimum, median, 95th percentile and maximum values of B factors of atoms in the group. The column labelled 'Q< 0.9' lists the number of atoms with occupancy less than 0.9.

Mol	Type	Chain	Res	Atoms	RSCC	RSR	LLDF	B-factors(Å ²)	Q<0.9
7	MG	C	800	1/1	0.95	0.46	12.86	83,83,83,83	0

Continued on next page...

Continued from previous page...

Mol	Type	Chain	Res	Atoms	RSCC	RSR	LLDF	B-factors(\AA^2)	Q<0.9
7	MG	D	800	1/1	0.90	0.52	8.43	83,83,83,83	0
8	08T	D	700	31/31	0.94	0.24	0.60	83,83,83,83	0
8	08T	C	700	31/31	0.95	0.22	0.20	83,83,83,83	0
6	ADP	B	700	27/27	0.92	0.18	-1.06	83,83,83,83	0
7	MG	B	800	1/1	0.80	0.29	-	83,83,83,83	0

6.5 Other polymers [i](#)

There are no such residues in this entry.