



Full wwPDB/EMDatabank EM Map/Model Validation Report ⓘ

Sep 17, 2017 – 07:21 PM EDT

PDB ID : 5UCY
EMDB ID: : EMD-8539
Title : Cryo-EM map of protofilament of microtubule doublet
Authors : Ichikawa, M.; Liu, D.; Kastiris, P.L.; Basu, K.; Bui, K.H.
Deposited on : unknown
Resolution : 4.60 Å(reported)

This is a Full wwPDB/EMDatabank EM Map/Model Validation Report
for a publicly released PDB/EMDB entry.

We welcome your comments at validation@mail.wwpdb.org

A user guide is available at

<http://wwpdb.org/validation/2016/EMValidationReportHelp>
with specific help available everywhere you see the ⓘ symbol.

MolProbity : 4.02b-467
Mogul : 1.7.2 (RC1), CSD as538be (2017)
Percentile statistics : 20161228.v01 (using entries in the PDB archive December 28th 2016)
Ideal geometry (proteins) : Engh & Huber (2001)
Ideal geometry (DNA, RNA) : Parkinson et. al. (1996)
Validation Pipeline (wwPDB-VP) : rb-20029824

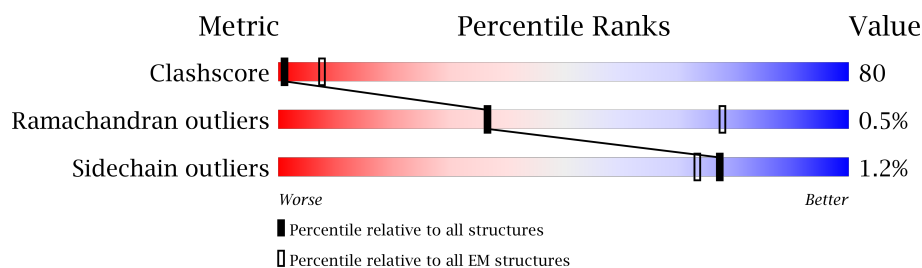
1 Overall quality at a glance

The following experimental techniques were used to determine the structure:

ELECTRON MICROSCOPY

The reported resolution of this entry is 4.60 Å.

Percentile scores (ranging between 0-100) for global validation metrics of the entry are shown in the following graphic. The table shows the number of entries on which the scores are based.



Metric	Whole archive (#Entries)	EM structures (#Entries)
Clashscore	125131	1336
Ramachandran outliers	121729	1120
Sidechain outliers	121581	1026

The table below summarises the geometric issues observed across the polymeric chains. The red, orange, yellow and green segments on the bar indicate the fraction of residues that contain outliers for ≥ 3 , 2, 1 and 0 types of geometric quality criteria. A grey segment represents the fraction of residues that are not modelled. The numeric value for each fraction is indicated below the corresponding segment, with a dot representing fractions $\leq 5\%$.

Mol	Chain	Length	Quality of chain
1	A	441	
2	B	429	

The following table lists non-polymeric compounds, carbohydrate monomers and non-standard residues in protein, DNA, RNA chains that are outliers for geometric or electron-density-fit criteria:

Mol	Type	Chain	Res	Chirality	Geometry	Clashes	Electron density
3	GTP	A	501	-	-	X	-
5	GDP	B	501	-	-	X	-

2 Entry composition [i](#)

There are 5 unique types of molecules in this entry. The entry contains 8338 atoms, of which 1492 are hydrogens and 0 are deuteriums.

In the tables below, the AltConf column contains the number of residues with at least one atom in alternate conformation and the Trace column contains the number of residues modelled with at most 2 atoms.

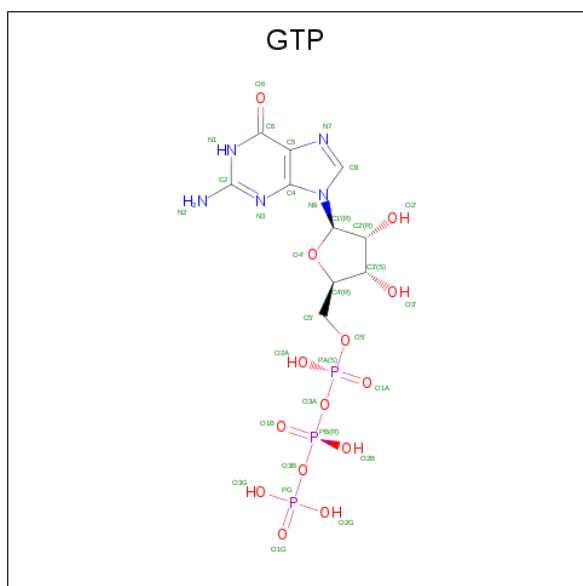
- Molecule 1 is a protein called Tubulin alpha chain.

Mol	Chain	Residues	Atoms						AltConf	Trace
			Total	C	H	N	O	S		
1	A	441	4165	2163	742	581	657	22	0	0

- Molecule 2 is a protein called Tubulin beta chain.

Mol	Chain	Residues	Atoms						AltConf	Trace
			Total	C	H	N	O	S		
2	B	429	4104	2112	742	576	646	28	0	0

- Molecule 3 is GUANOSINE-5'-TRIPHOSPHATE (three-letter code: GTP) (formula: $C_{10}H_{16}N_5O_{14}P_3$).

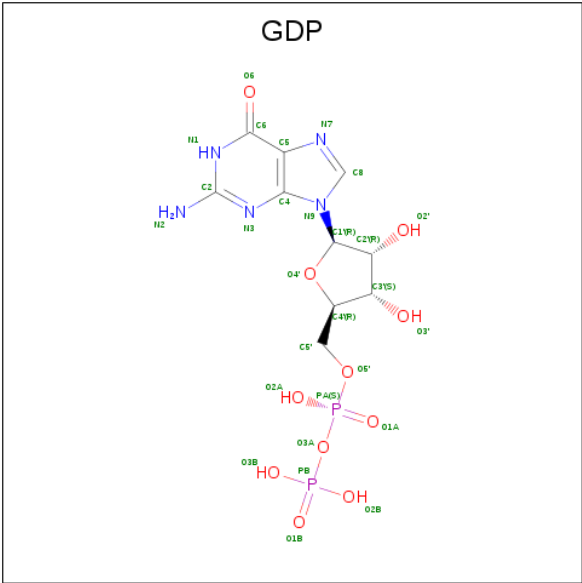


Mol	Chain	Residues	Atoms						AltConf
			Total	C	H	N	O	P	
3	A	1	35	10	3	5	14	3	0

- Molecule 4 is MAGNESIUM ION (three-letter code: MG) (formula: Mg).

Mol	Chain	Residues	Atoms		AltConf
4	A	1	Total	Mg	0
			1	1	

- Molecule 5 is GUANOSINE-5'-DIPHOSPHATE (three-letter code: GDP) (formula: C₁₀H₁₅N₅O₁₁P₂).

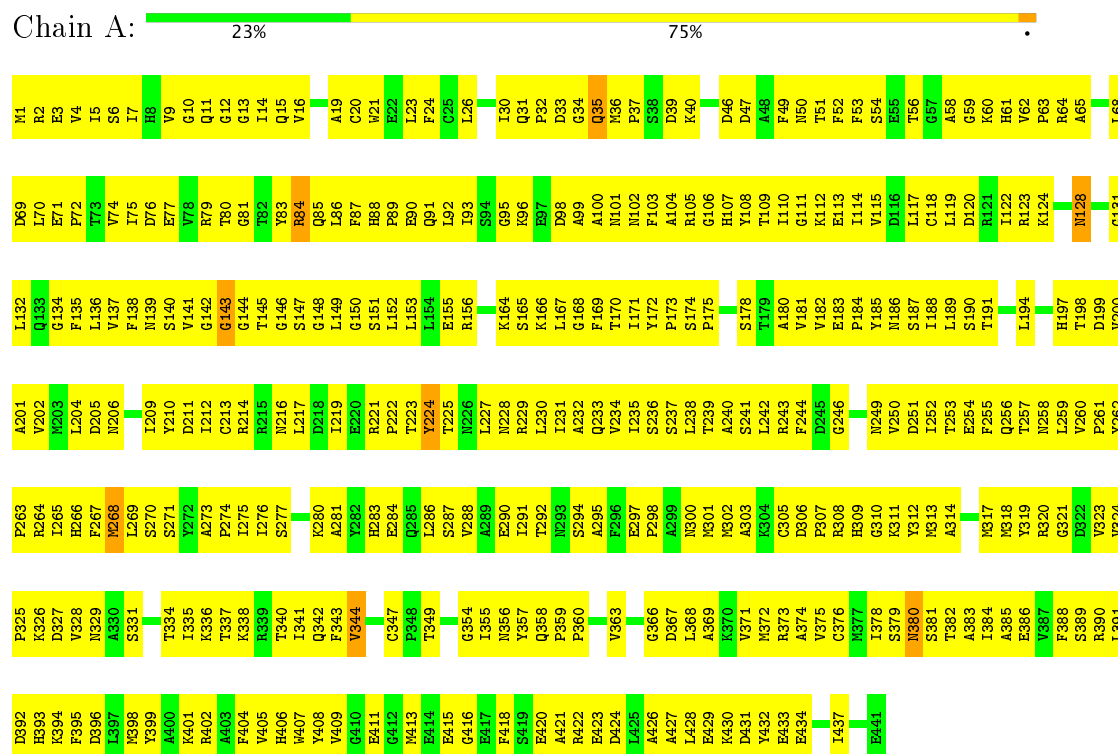


Mol	Chain	Residues	Atoms						AltConf
5	B	1	Total	C	H	N	O	P	0
			33	10	5	5	11	2	

3 Residue-property plots

These plots are drawn for all protein, RNA and DNA chains in the entry. The first graphic for a chain summarises the proportions of the various outlier classes displayed in the second graphic. The second graphic shows the sequence view annotated by issues in geometry. Residues are color-coded according to the number of geometric quality criteria for which they contain at least one outlier: green = 0, yellow = 1, orange = 2 and red = 3 or more. Stretches of 2 or more consecutive residues without any outlier are shown as a green connector. Residues present in the sample, but not in the model, are shown in grey.

• Molecule 1: Tubulin alpha chain



• Molecule 2: Tubulin beta chain



[illegible]

4 Experimental information

Property	Value	Source
Reconstruction method	SINGLE PARTICLE	Depositor
Imposed symmetry	POINT, C1	Depositor
Number of particles used	23	Depositor
Resolution determination method	FSC 0.143 CUT-OFF	Depositor
CTF correction method	PHASE FLIPPING AND AMPLITUDE CORRECTION	Depositor
Microscope	FEI TITAN KRIOS	Depositor
Voltage (kV)	300	Depositor
Electron dose ($e^-/\text{\AA}^2$)	45	Depositor
Minimum defocus (nm)	1200	Depositor
Maximum defocus (nm)	3800	Depositor
Magnification	59000	Depositor
Image detector	FEI FALCON II (4k x 4k)	Depositor

5 Model quality [i](#)

5.1 Standard geometry [i](#)

Bond lengths and bond angles in the following residue types are not validated in this section: GDP, GTP, MG

The Z score for a bond length (or angle) is the number of standard deviations the observed value is removed from the expected value. A bond length (or angle) with $|Z| > 5$ is considered an outlier worth inspection. RMSZ is the root-mean-square of all Z scores of the bond lengths (or angles).

Mol	Chain	Bond lengths		Bond angles	
		RMSZ	$\# Z > 2$	RMSZ	$\# Z > 2$
1	A	0.58	1/3495 (0.0%)	0.61	0/4735
2	B	0.55	0/3435	0.66	3/4648 (0.1%)
All	All	0.57	1/6930 (0.0%)	0.64	3/9383 (0.0%)

Chiral center outliers are detected by calculating the chiral volume of a chiral center and verifying if the center is modelled as a planar moiety or with the opposite hand. A planarity outlier is detected by checking planarity of atoms in a peptide group, atoms in a mainchain group or atoms of a sidechain that are expected to be planar.

Mol	Chain	#Chirality outliers	#Planarity outliers
1	A	0	1
2	B	0	1
All	All	0	2

All (1) bond length outliers are listed below:

Mol	Chain	Res	Type	Atoms	Z	Observed(Å)	Ideal(Å)
1	A	35	GLN	C-N	-8.21	1.15	1.34

All (3) bond angle outliers are listed below:

Mol	Chain	Res	Type	Atoms	Z	Observed(°)	Ideal(°)
2	B	252	LYS	CD-CE-NZ	8.19	130.54	111.70
2	B	150	LEU	CA-CB-CG	-5.54	102.55	115.30
2	B	58	ARG	NE-CZ-NH1	5.20	122.90	120.30

There are no chirality outliers.

All (2) planarity outliers are listed below:

Mol	Chain	Res	Type	Group
1	A	143	GLY	Peptide
2	B	99	ASN	Peptide

5.2 Too-close contacts ⓘ

In the following table, the Non-H and H(model) columns list the number of non-hydrogen atoms and hydrogen atoms in the chain respectively. The H(added) column lists the number of hydrogen atoms added and optimized by MolProbity. The Clashes column lists the number of clashes within the asymmetric unit, whereas Symm-Clashes lists symmetry related clashes.

Mol	Chain	Non-H	H(model)	H(added)	Clashes	Symm-Clashes
1	A	3423	742	3353	545	0
2	B	3362	742	3244	558	0
3	A	32	3	9	41	0
4	A	1	0	0	1	0
5	B	28	5	11	20	0
All	All	6846	1492	6617	1078	0

The all-atom clashscore is defined as the number of clashes found per 1000 atoms (including hydrogen atoms). The all-atom clashscore for this structure is 80.

All (1078) close contacts within the same asymmetric unit are listed below, sorted by their clash magnitude.

Atom-1	Atom-2	Interatomic distance (Å)	Clash overlap (Å)
2:B:12:CYS:HB2	5:B:501:GDP:C8	1.44	1.52
2:B:12:CYS:SG	5:B:501:GDP:C6	2.05	1.49
2:B:12:CYS:HB2	5:B:501:GDP:N7	1.19	1.46
2:B:12:CYS:SG	5:B:501:GDP:C5	2.08	1.42
1:A:12:GLY:CA	3:A:501:GTP:C5	2.17	1.26
1:A:11:GLN:H	3:A:501:GTP:PA	1.57	1.25
2:B:12:CYS:CB	5:B:501:GDP:N7	1.98	1.25
1:A:10:GLY:HA2	3:A:501:GTP:O1B	1.42	1.19
1:A:12:GLY:HA3	3:A:501:GTP:C4	1.81	1.15
1:A:12:GLY:HA2	3:A:501:GTP:C5	1.49	1.14
1:A:10:GLY:HA2	3:A:501:GTP:PB	1.87	1.14
1:A:104:ALA:O	1:A:108:TYR:HB2	1.49	1.13
1:A:184:PRO:HB3	1:A:395:PHE:HB2	1.30	1.09
2:B:12:CYS:CB	5:B:501:GDP:C8	2.35	1.06
1:A:11:GLN:N	3:A:501:GTP:O2A	1.89	1.06
1:A:11:GLN:N	3:A:501:GTP:PA	2.27	1.06
1:A:166:LYS:HE2	1:A:199:ASP:HB2	1.27	1.06

Continued on next page...

Continued from previous page...

Atom-1	Atom-2	Interatomic distance (Å)	Clash overlap (Å)
2:B:207:LEU:HB3	2:B:225:LEU:HD22	1.40	1.04
2:B:73:MET:O	2:B:77:ARG:HB2	1.60	1.02
2:B:311:LEU:HD23	2:B:342:VAL:HG11	1.39	1.00
2:B:316:LEU:HB2	2:B:366:THR:HB	1.44	0.99
2:B:410:GLU:O	2:B:414:ASN:HB2	1.66	0.96
2:B:12:CYS:CB	5:B:501:GDP:C5	2.43	0.95
2:B:65:LEU:HD22	2:B:90:PHE:HA	1.45	0.95
1:A:275:ILE:HA	1:A:368:LEU:HD13	1.49	0.94
1:A:392:ASP:O	1:A:396:ASP:HB2	1.67	0.93
1:A:12:GLY:CA	3:A:501:GTP:C4	2.42	0.93
2:B:12:CYS:HB2	5:B:501:GDP:C5	2.02	0.92
2:B:54:ALA:HB3	2:B:58:ARG:HB2	1.50	0.91
1:A:323:VAL:HB	1:A:355:ILE:HG23	1.54	0.90
1:A:10:GLY:CA	3:A:501:GTP:O1B	2.20	0.90
2:B:11:GLN:N	5:B:501:GDP:O2B	2.05	0.89
1:A:68:LEU:HD11	1:A:114:ILE:HD12	1.54	0.89
2:B:334:GLN:HB2	2:B:349:ILE:HD13	1.54	0.89
2:B:143:THR:N	5:B:501:GDP:O3B	1.93	0.89
2:B:7:ILE:HG13	2:B:64:ILE:HB	1.53	0.89
2:B:137:HIS:HB2	2:B:144:GLY:HA3	1.55	0.89
2:B:12:CYS:SG	5:B:501:GDP:O6	2.30	0.88
1:A:142:GLY:HA3	3:A:501:GTP:H4'	1.53	0.88
1:A:144:GLY:CA	3:A:501:GTP:O1G	2.20	0.88
1:A:145:THR:N	3:A:501:GTP:O1G	2.07	0.87
2:B:252:LYS:O	2:B:256:ASN:HB2	1.74	0.87
2:B:211:CYS:HA	2:B:215:LEU:HB2	1.57	0.86
1:A:298:PRO:HA	1:A:301:MET:HG2	1.59	0.85
2:B:170:VAL:HG11	2:B:201:VAL:HG13	1.56	0.85
2:B:169:VAL:HA	2:B:202:ILE:HB	1.59	0.84
1:A:209:ILE:HG21	1:A:227:LEU:HG	1.57	0.83
2:B:210:ILE:HD11	2:B:300:MET:HG2	1.60	0.83
2:B:341:PHE:HB3	2:B:348:ASN:HD21	1.42	0.83
2:B:237:THR:HG23	2:B:240:LEU:HD23	1.59	0.83
2:B:167:PHE:HB3	2:B:202:ILE:HD11	1.59	0.83
1:A:222:PRO:HD2	2:B:324:LYS:HG2	1.60	0.83
1:A:76:ASP:OD1	1:A:79:ARG:NH1	2.12	0.82
1:A:11:GLN:N	3:A:501:GTP:O3A	2.13	0.82
1:A:232:ALA:O	1:A:236:SER:OG	1.98	0.82
1:A:206:ASN:HA	1:A:209:ILE:HD12	1.62	0.81
2:B:51:TYR:O	2:B:62:ARG:NH2	2.13	0.81
2:B:342:VAL:HG21	2:B:345:ILE:HD12	1.62	0.81

Continued on next page...

Continued from previous page...

Atom-1	Atom-2	Interatomic distance (Å)	Clash overlap (Å)
1:A:325:PRO:O	1:A:329:ASN:HB2	1.80	0.81
2:B:73:MET:O	2:B:77:ARG:CB	2.28	0.81
1:A:319:TYR:HB3	1:A:323:VAL:HG21	1.63	0.80
2:B:13:GLY:HA2	2:B:16:ILE:HD12	1.63	0.80
1:A:142:GLY:HA3	3:A:501:GTP:C4'	2.10	0.80
1:A:132:LEU:O	1:A:164:LYS:NZ	2.10	0.80
1:A:286:LEU:O	1:A:373:ARG:NH2	2.14	0.80
1:A:239:THR:HG23	1:A:243:ARG:HE	1.45	0.80
1:A:252:ILE:HA	1:A:255:PHE:HD2	1.47	0.80
2:B:374:ILE:HD12	2:B:378:PHE:HE2	1.47	0.79
2:B:410:GLU:O	2:B:414:ASN:CB	2.31	0.79
1:A:15:GLN:HG3	3:A:501:GTP:O6	1.83	0.78
1:A:2:ARG:HD2	1:A:242:LEU:HD22	1.65	0.78
2:B:12:CYS:SG	5:B:501:GDP:N7	2.52	0.78
1:A:399:TYR:O	1:A:402:ARG:NH1	2.16	0.78
1:A:142:GLY:CA	3:A:501:GTP:H4'	2.12	0.78
2:B:215:LEU:O	2:B:275:SER:OG	2.01	0.78
1:A:236:SER:O	1:A:243:ARG:NH2	2.15	0.78
2:B:24:ILE:HA	2:B:27:GLU:HG2	1.65	0.78
1:A:54:SER:O	1:A:61:HIS:HA	1.84	0.77
2:B:53:GLU:HG3	2:B:59:TYR:HE1	1.49	0.77
2:B:64:ILE:HD13	2:B:120:VAL:HG22	1.64	0.77
2:B:238:CYS:O	2:B:242:PHE:N	2.17	0.77
2:B:14:ASN:HB3	2:B:72:THR:HG21	1.65	0.77
2:B:140:GLY:O	2:B:184:ASN:ND2	2.16	0.76
2:B:289:LEU:HB3	2:B:365:VAL:HG21	1.66	0.76
1:A:223:THR:HG23	1:A:225:THR:HG22	1.67	0.76
1:A:54:SER:HA	1:A:64:ARG:NH2	2.00	0.76
2:B:234:SER:O	2:B:241:ARG:NH2	2.17	0.76
1:A:76:ASP:HA	1:A:79:ARG:HB2	1.66	0.76
2:B:113:ILE:HD12	2:B:147:MET:HE3	1.68	0.76
1:A:338:LYS:HG2	1:A:340:THR:HG22	1.68	0.76
1:A:72:PRO:HG3	1:A:96:LYS:HA	1.67	0.76
2:B:138:SER:HA	2:B:169:VAL:H	1.50	0.75
2:B:331:LEU:O	2:B:335:ASN:ND2	2.19	0.75
1:A:10:GLY:HA3	3:A:501:GTP:O1A	1.86	0.75
2:B:210:ILE:HA	2:B:214:THR:HG22	1.69	0.75
2:B:318:ARG:HB2	2:B:364:ALA:HB3	1.68	0.75
1:A:3:GLU:HB2	1:A:132:LEU:HA	1.68	0.75
1:A:290:GLU:O	1:A:294:SER:CB	2.34	0.75
1:A:253:THR:O	1:A:256:GLN:HG2	1.87	0.74

Continued on next page...

Continued from previous page...

Atom-1	Atom-2	Interatomic distance (Å)	Clash overlap (Å)
1:A:311:LYS:HG2	1:A:342:GLN:HB2	1.69	0.74
1:A:301:MET:HG3	1:A:307:PRO:HD3	1.68	0.74
1:A:167:LEU:HD21	1:A:252:ILE:HD13	1.69	0.74
2:B:262:ARG:O	2:B:422:TYR:OH	2.05	0.74
2:B:344:TRP:O	2:B:346:PRO:HD3	1.87	0.74
2:B:318:ARG:O	2:B:364:ALA:N	2.21	0.74
2:B:6:HIS:O	2:B:64:ILE:N	2.21	0.74
1:A:56:THR:HG21	1:A:60:LYS:HB3	1.69	0.74
2:B:319:GLY:HA2	2:B:357:PRO:HD3	1.69	0.74
1:A:231:ILE:HA	1:A:234:VAL:HG12	1.68	0.73
1:A:254:GLU:O	1:A:258:ASN:ND2	2.21	0.73
2:B:350:LYS:NZ	2:B:351:SER:O	2.19	0.73
1:A:292:THR:HG21	1:A:331:SER:HB3	1.69	0.73
1:A:7:ILE:HD12	1:A:137:VAL:HG22	1.71	0.73
1:A:290:GLU:O	1:A:294:SER:OG	2.06	0.73
2:B:303:ALA:HB1	2:B:373:ALA:HB3	1.70	0.73
1:A:145:THR:HG23	1:A:149:LEU:HB3	1.70	0.73
2:B:338:SER:HA	2:B:341:PHE:HD2	1.53	0.73
1:A:200:VAL:HA	1:A:266:HIS:HD1	1.54	0.72
1:A:56:THR:OG1	1:A:58:ALA:O	2.07	0.72
1:A:93:ILE:HD13	1:A:117:LEU:HG	1.71	0.72
1:A:120:ASP:OD1	1:A:123:ARG:NH2	2.23	0.72
1:A:223:THR:CG2	1:A:225:THR:HG22	2.20	0.72
2:B:6:HIS:NE2	2:B:8:GLN:HB3	2.05	0.72
1:A:319:TYR:HE1	1:A:375:VAL:HG23	1.55	0.71
1:A:75:ILE:HG23	1:A:79:ARG:NH1	2.05	0.71
1:A:415:GLU:HA	1:A:418:PHE:HD2	1.55	0.71
2:B:165:GLU:HA	2:B:198:GLU:HB2	1.73	0.71
2:B:210:ILE:HG22	2:B:215:LEU:HD13	1.73	0.71
1:A:71:GLU:CD	3:A:501:GTP:O2G	2.29	0.71
2:B:130:LEU:O	2:B:162:ARG:NH1	2.24	0.71
1:A:139:ASN:OD1	1:A:170:THR:OG1	2.04	0.71
1:A:83:TYR:HB3	1:A:86:LEU:HB3	1.72	0.71
1:A:24:PHE:HE1	1:A:236:SER:HA	1.56	0.71
2:B:73:MET:HE2	2:B:92:PHE:HB3	1.73	0.71
1:A:107:HIS:HD2	1:A:151:SER:HB2	1.55	0.70
2:B:203:ASP:OD2	2:B:205:GLU:N	2.24	0.70
2:B:152:ILE:O	2:B:156:ARG:HB2	1.91	0.70
2:B:210:ILE:HG22	2:B:215:LEU:CD1	2.22	0.70
2:B:101:TRP:CD1	2:B:146:GLY:HA2	2.26	0.70
2:B:97:ALA:O	2:B:103:LYS:HD2	1.90	0.70

Continued on next page...

Continued from previous page...

Atom-1	Atom-2	Interatomic distance (Å)	Clash overlap (Å)
2:B:107:THR:OG1	2:B:401:GLU:OE1	2.10	0.70
2:B:190:HIS:HA	2:B:414:ASN:HD21	1.55	0.70
1:A:306:ASP:OD2	1:A:309:HIS:N	2.24	0.69
2:B:30:ILE:HG12	2:B:36:TYR:HA	1.72	0.69
1:A:268:MET:HG3	1:A:378:ILE:HG23	1.73	0.69
2:B:375:GLN:HE21	2:B:422:TYR:HB3	1.57	0.69
1:A:11:GLN:CA	3:A:501:GTP:O2A	2.40	0.69
1:A:9:VAL:HB	1:A:139:ASN:HB3	1.73	0.69
2:B:246:LEU:HB3	2:B:353:ILE:HG22	1.72	0.69
1:A:275:ILE:HA	1:A:368:LEU:CD1	2.22	0.69
1:A:429:GLU:O	1:A:433:GLU:HB2	1.92	0.69
1:A:33:ASP:HA	1:A:85:GLN:HB2	1.72	0.69
1:A:290:GLU:O	1:A:294:SER:HB2	1.92	0.69
2:B:289:LEU:O	2:B:293:MET:HG3	1.93	0.69
2:B:318:ARG:HB3	2:B:357:PRO:HA	1.73	0.69
2:B:166:THR:O	2:B:199:CYS:HA	1.93	0.69
2:B:386:THR:O	2:B:390:ARG:HG2	1.93	0.68
2:B:209:ASP:OD1	2:B:213:ARG:NH1	2.27	0.68
2:B:271:ALA:HB1	2:B:272:PRO:HA	1.76	0.68
1:A:258:ASN:OD1	1:A:259:LEU:N	2.27	0.68
1:A:54:SER:N	1:A:62:VAL:O	2.26	0.68
2:B:199:CYS:HB2	2:B:265:PHE:HD1	1.59	0.68
2:B:263:LEU:HA	2:B:422:TYR:OH	1.93	0.68
1:A:287:SER:OG	1:A:290:GLU:N	2.26	0.67
1:A:70:LEU:HD23	1:A:95:GLY:HA3	1.76	0.67
1:A:190:SER:O	1:A:194:LEU:N	2.26	0.67
1:A:273:ALA:HB1	1:A:274:PRO:HA	1.76	0.67
1:A:54:SER:HB3	1:A:62:VAL:HG22	1.74	0.67
2:B:201:VAL:HB	2:B:301:CYS:SG	2.33	0.67
1:A:119:LEU:HD11	1:A:156:ARG:HD2	1.75	0.67
2:B:74:ASP:HA	2:B:77:ARG:HB3	1.75	0.67
2:B:152:ILE:O	2:B:156:ARG:CB	2.43	0.67
2:B:372:THR:HG21	2:B:426:GLN:HB2	1.77	0.67
2:B:5:VAL:HG22	2:B:62:ARG:HG2	1.76	0.67
1:A:310:GLY:HA3	1:A:383:ALA:HB2	1.76	0.67
1:A:407:TRP:CE2	2:B:255:VAL:HA	2.30	0.67
2:B:156:ARG:NH2	2:B:159:TYR:O	2.27	0.67
2:B:54:ALA:N	2:B:58:ARG:O	2.28	0.67
1:A:407:TRP:CG	2:B:255:VAL:HG13	2.30	0.67
1:A:2:ARG:O	1:A:51:THR:HG22	1.95	0.67
1:A:30:ILE:HD12	1:A:36:MET:HB2	1.76	0.67

Continued on next page...

Continued from previous page...

Atom-1	Atom-2	Interatomic distance (Å)	Clash overlap (Å)
2:B:405:GLU:HA	2:B:408:PHE:HD2	1.60	0.67
2:B:411:ALA:HA	2:B:414:ASN:HD22	1.58	0.66
1:A:166:LYS:HB2	1:A:199:ASP:CB	2.25	0.66
1:A:344:VAL:HG23	1:A:347:CYS:HB3	1.77	0.66
2:B:73:MET:HG3	2:B:92:PHE:HB3	1.78	0.66
1:A:103:PHE:O	1:A:107:HIS:HB3	1.95	0.66
1:A:62:VAL:HB	1:A:91:GLN:HE22	1.60	0.66
1:A:101:ASN:ND2	1:A:142:GLY:O	2.27	0.66
1:A:183:GLU:HA	1:A:186:ASN:ND2	2.11	0.66
1:A:200:VAL:HG23	1:A:266:HIS:O	1.94	0.66
1:A:10:GLY:CA	3:A:501:GTP:O1A	2.44	0.66
2:B:1:MET:N	2:B:3:GLU:OE1	2.28	0.66
2:B:68:LEU:O	2:B:96:GLY:N	2.28	0.66
2:B:10:GLY:O	2:B:14:ASN:ND2	2.28	0.66
2:B:388:MET:O	2:B:392:LYS:N	2.28	0.66
1:A:5:ILE:HG22	1:A:64:ARG:HB3	1.77	0.66
2:B:105:HIS:O	2:B:150:LEU:HD11	1.96	0.66
1:A:11:GLN:NE2	2:B:244:GLY:O	2.29	0.66
1:A:172:TYR:CD1	1:A:173:PRO:HD2	2.31	0.66
2:B:31:ASP:OD1	2:B:35:THR:N	2.29	0.66
1:A:155:GLU:HA	1:A:197:HIS:ND1	2.11	0.65
2:B:296:ALA:HA	2:B:299:MET:HG2	1.78	0.65
2:B:3:GLU:N	2:B:3:GLU:OE1	2.29	0.65
1:A:298:PRO:HA	1:A:301:MET:CG	2.25	0.65
2:B:257:LEU:HD12	2:B:312:THR:HG21	1.77	0.65
2:B:318:ARG:CB	2:B:357:PRO:HA	2.26	0.65
2:B:296:ALA:HA	2:B:299:MET:CG	2.27	0.65
2:B:48:ASN:O	2:B:62:ARG:NH2	2.27	0.65
2:B:230:SER:O	2:B:234:SER:HB3	1.97	0.65
2:B:295:ASP:OD2	2:B:298:ASN:N	2.30	0.65
1:A:6:SER:HA	1:A:136:LEU:HB2	1.78	0.65
2:B:237:THR:O	2:B:241:ARG:N	2.29	0.65
1:A:359:PRO:HB3	1:A:372:MET:O	1.96	0.65
1:A:211:ASP:OD1	1:A:214:ARG:NH2	2.29	0.64
1:A:271:SER:HA	1:A:302:MET:CG	2.27	0.64
2:B:356:ILE:HG22	2:B:357:PRO:O	1.97	0.64
1:A:63:PRO:HG2	1:A:87:PHE:HE1	1.62	0.64
2:B:31:ASP:OD2	2:B:33:THR:HB	1.97	0.64
2:B:99:ASN:OD1	5:B:501:GDP:O3B	2.15	0.64
2:B:8:GLN:NE2	2:B:14:ASN:O	2.30	0.64
2:B:2:ARG:HA	2:B:131:GLN:HB2	1.79	0.64

Continued on next page...

Continued from previous page...

Atom-1	Atom-2	Interatomic distance (Å)	Clash overlap (Å)
1:A:210:TYR:CG	2:B:324:LYS:HD3	2.33	0.64
2:B:388:MET:HB3	2:B:393:ALA:HB3	1.79	0.64
2:B:156:ARG:NH1	2:B:197:ASP:OD2	2.31	0.64
2:B:211:CYS:CA	2:B:215:LEU:HB2	2.28	0.64
2:B:215:LEU:HD11	2:B:273:LEU:HD12	1.77	0.64
1:A:185:TYR:HB3	1:A:408:TYR:HE2	1.63	0.64
2:B:19:LYS:HE2	2:B:227:HIS:HB2	1.79	0.64
2:B:371:SER:OG	2:B:372:THR:N	2.31	0.64
2:B:196:ALA:O	2:B:264:HIS:NE2	2.30	0.64
1:A:269:LEU:CD1	1:A:303:ALA:HB3	2.27	0.64
2:B:200:MET:HG2	2:B:266:PHE:HB2	1.79	0.64
2:B:318:ARG:HB2	2:B:364:ALA:CB	2.27	0.64
2:B:358:PRO:CD	2:B:364:ALA:HB2	2.27	0.63
2:B:311:LEU:H	2:B:371:SER:HA	1.64	0.63
2:B:382:ALA:O	2:B:386:THR:OG1	2.14	0.63
1:A:175:PRO:HA	1:A:390:ARG:NH2	2.13	0.63
1:A:319:TYR:HA	1:A:374:ALA:O	1.98	0.63
2:B:12:CYS:N	5:B:501:GDP:O1A	2.30	0.63
2:B:87:PRO:HA	2:B:90:PHE:CE2	2.33	0.63
1:A:212:ILE:HG22	1:A:275:ILE:HD11	1.81	0.63
1:A:276:ILE:HD11	1:A:286:LEU:HD11	1.79	0.63
2:B:132:GLY:HA3	2:B:163:ILE:HG22	1.81	0.63
2:B:372:THR:OG1	2:B:422:TYR:HB3	1.97	0.63
1:A:105:ARG:O	1:A:110:ILE:N	2.31	0.63
2:B:264:HIS:HA	2:B:266:PHE:CZ	2.34	0.63
2:B:334:GLN:HA	2:B:341:PHE:CZ	2.34	0.63
1:A:145:THR:HG23	1:A:149:LEU:CB	2.29	0.63
1:A:114:ILE:HD11	1:A:149:LEU:HD11	1.81	0.63
1:A:238:LEU:HD12	1:A:318:MET:HE1	1.79	0.63
2:B:46:ARG:O	2:B:49:VAL:HG22	1.99	0.63
1:A:269:LEU:HD13	1:A:303:ALA:HB3	1.81	0.62
2:B:16:ILE:HG12	2:B:226:ASN:OD1	1.98	0.62
2:B:237:THR:HB	2:B:241:ARG:HE	1.64	0.62
2:B:74:ASP:O	2:B:78:ALA:N	2.30	0.62
1:A:239:THR:HG23	1:A:243:ARG:NE	2.12	0.62
1:A:77:GLU:O	1:A:81:GLY:N	2.32	0.62
2:B:100:ASN:HD21	2:B:398:TYR:HA	1.65	0.62
2:B:342:VAL:CG2	2:B:345:ILE:HD12	2.28	0.62
1:A:81:GLY:O	1:A:84:ARG:HD2	1.98	0.62
1:A:70:LEU:HA	1:A:95:GLY:HA3	1.80	0.62
1:A:381:SER:OG	1:A:382:THR:N	2.31	0.62

Continued on next page...

Continued from previous page...

Atom-1	Atom-2	Interatomic distance (Å)	Clash overlap (Å)
1:A:301:MET:HG3	1:A:307:PRO:CD	2.30	0.62
1:A:320:ARG:O	1:A:373:ARG:HA	1.99	0.62
3:A:501:GTP:O2G	4:A:502:MG:MG	1.40	0.62
1:A:144:GLY:C	3:A:501:GTP:O1G	2.38	0.62
1:A:21:TRP:CZ3	1:A:63:PRO:HB3	2.33	0.62
2:B:274:THR:HB	2:B:278:SER:CB	2.29	0.62
1:A:301:MET:HG3	1:A:307:PRO:HG3	1.81	0.62
1:A:59:GLY:HA2	1:A:61:HIS:HE1	1.65	0.62
1:A:70:LEU:HA	1:A:95:GLY:CA	2.30	0.62
1:A:70:LEU:CB	1:A:98:ASP:HA	2.30	0.62
2:B:237:THR:CG2	2:B:240:LEU:HB3	2.30	0.62
2:B:327:ASP:OD1	2:B:328:GLU:N	2.33	0.62
1:A:107:HIS:CD2	1:A:151:SER:HB2	2.35	0.61
1:A:312:TYR:HB2	1:A:343:PHE:CE1	2.35	0.61
1:A:321:GLY:N	1:A:356:ASN:O	2.33	0.61
2:B:157:GLU:O	2:B:160:PRO:HD3	2.00	0.61
2:B:254:ALA:O	2:B:258:ILE:HG22	2.00	0.61
1:A:286:LEU:HD13	1:A:371:VAL:HG12	1.81	0.61
1:A:144:GLY:HA3	3:A:501:GTP:O1G	2.01	0.61
2:B:4:ILE:HG22	2:B:132:GLY:N	2.15	0.61
1:A:107:HIS:HB2	1:A:148:GLY:CA	2.29	0.61
2:B:4:ILE:O	2:B:62:ARG:NH1	2.32	0.61
2:B:316:LEU:CB	2:B:366:THR:HB	2.26	0.61
2:B:385:PHE:O	2:B:389:PHE:HB2	2.00	0.61
2:B:52:ASN:HB2	2:B:60:VAL:CG2	2.30	0.61
1:A:12:GLY:HA2	3:A:501:GTP:C6	2.27	0.61
1:A:88:HIS:O	1:A:91:GLN:HB2	2.00	0.61
2:B:169:VAL:HG22	2:B:202:ILE:HG21	1.81	0.61
1:A:174:SER:HA	1:A:205:ASP:OD2	2.00	0.61
2:B:42:LEU:HG	2:B:242:PHE:CE1	2.35	0.61
2:B:372:THR:OG1	2:B:375:GLN:NE2	2.34	0.61
1:A:7:ILE:N	1:A:136:LEU:O	2.34	0.61
2:B:31:ASP:OD1	2:B:34:GLY:N	2.33	0.61
2:B:326:VAL:O	2:B:330:MET:HG2	2.00	0.61
2:B:203:ASP:O	2:B:207:LEU:HD13	2.00	0.61
1:A:221:ARG:HB3	2:B:322:SER:CB	2.31	0.61
1:A:93:ILE:HG23	1:A:117:LEU:HD23	1.83	0.61
1:A:2:ARG:NH2	1:A:46:ASP:OD1	2.34	0.61
1:A:1:MET:SD	1:A:2:ARG:HG3	2.41	0.60
1:A:281:ALA:HB2	1:A:369:ALA:HB1	1.83	0.60
1:A:212:ILE:HG23	1:A:216:ASN:OD1	2.01	0.60

Continued on next page...

Continued from previous page...

Atom-1	Atom-2	Interatomic distance (Å)	Clash overlap (Å)
2:B:244:GLY:O	2:B:247:ASN:ND2	2.33	0.60
2:B:48:ASN:OD1	2:B:49:VAL:HG13	2.01	0.60
1:A:320:ARG:NH2	1:A:358:GLN:HG3	2.16	0.60
2:B:138:SER:HA	2:B:169:VAL:N	2.17	0.60
2:B:279:GLN:HG3	2:B:280:GLN:OE1	2.02	0.60
1:A:138:PHE:CD1	1:A:169:PHE:HB2	2.36	0.60
1:A:384:ILE:HD11	1:A:432:TYR:OH	2.01	0.60
2:B:13:GLY:HA2	2:B:16:ILE:CD1	2.30	0.60
2:B:30:ILE:HG23	2:B:35:THR:C	2.22	0.60
1:A:3:GLU:HB2	1:A:132:LEU:CA	2.31	0.60
1:A:166:LYS:HB2	1:A:199:ASP:HB3	1.83	0.60
2:B:358:PRO:HD3	2:B:364:ALA:HB2	1.84	0.60
1:A:206:ASN:O	1:A:209:ILE:N	2.35	0.60
1:A:227:LEU:HD22	3:A:501:GTP:N2	2.17	0.60
2:B:137:HIS:O	2:B:168:SER:HA	2.02	0.60
2:B:191:GLN:O	2:B:195:ASN:ND2	2.34	0.60
2:B:230:SER:O	2:B:234:SER:CB	2.50	0.60
2:B:334:GLN:NE2	2:B:348:ASN:OD1	2.34	0.60
2:B:408:PHE:O	2:B:412:GLU:HB2	2.01	0.60
1:A:3:GLU:OE1	1:A:3:GLU:N	2.35	0.60
2:B:19:LYS:O	2:B:23:VAL:HG23	2.01	0.60
1:A:102:ASN:OD1	1:A:104:ALA:N	2.34	0.59
1:A:11:GLN:O	1:A:15:GLN:HG2	2.01	0.59
2:B:335:ASN:O	2:B:338:SER:OG	2.11	0.59
1:A:110:ILE:HG23	1:A:113:GLU:OE1	2.02	0.59
1:A:12:GLY:N	3:A:501:GTP:O2A	2.35	0.59
2:B:199:CYS:N	2:B:264:HIS:O	2.35	0.59
2:B:3:GLU:O	2:B:130:LEU:HD12	2.02	0.59
2:B:4:ILE:HG22	2:B:132:GLY:H	1.66	0.59
2:B:52:ASN:HB2	2:B:60:VAL:HG23	1.83	0.59
1:A:183:GLU:HA	1:A:186:ASN:HD22	1.66	0.59
1:A:385:ALA:O	1:A:388:PHE:HB2	2.02	0.59
2:B:190:HIS:HB2	2:B:411:ALA:CB	2.33	0.59
1:A:181:VAL:O	1:A:184:PRO:HD2	2.03	0.59
1:A:313:MET:HG2	1:A:344:VAL:CG1	2.32	0.59
1:A:385:ALA:HA	1:A:388:PHE:CD2	2.38	0.59
2:B:16:ILE:HA	2:B:226:ASN:ND2	2.18	0.59
2:B:53:GLU:HA	2:B:59:TYR:CD1	2.38	0.59
1:A:99:ALA:HA	1:A:105:ARG:HD3	1.85	0.59
2:B:319:GLY:HA2	2:B:357:PRO:CD	2.33	0.59
2:B:52:ASN:O	2:B:60:VAL:HG22	2.02	0.59

Continued on next page...

Continued from previous page...

Atom-1	Atom-2	Interatomic distance (Å)	Clash overlap (Å)
1:A:115:VAL:HG13	1:A:156:ARG:CZ	2.33	0.59
1:A:276:ILE:HD13	1:A:286:LEU:HD21	1.85	0.59
1:A:421:ALA:O	1:A:424:ASP:HB3	2.03	0.59
1:A:72:PRO:HD3	1:A:96:LYS:O	2.03	0.59
1:A:167:LEU:HD21	1:A:252:ILE:CD1	2.32	0.58
1:A:175:PRO:HD3	1:A:205:ASP:OD2	2.03	0.58
1:A:312:TYR:HB2	1:A:343:PHE:CD1	2.37	0.58
1:A:115:VAL:HG13	1:A:156:ARG:NE	2.18	0.58
1:A:221:ARG:HB3	2:B:322:SER:OG	2.01	0.58
1:A:313:MET:N	1:A:380:ASN:O	2.36	0.58
2:B:99:ASN:OD1	2:B:143:THR:N	2.36	0.58
1:A:252:ILE:O	1:A:255:PHE:N	2.37	0.58
1:A:319:TYR:CB	1:A:323:VAL:HG21	2.32	0.58
2:B:4:ILE:HD12	2:B:134:GLN:HG3	1.85	0.58
2:B:285:THR:HB	2:B:287:PRO:HD2	1.84	0.58
2:B:65:LEU:HD23	2:B:73:MET:SD	2.43	0.58
1:A:104:ALA:HB1	1:A:108:TYR:HD2	1.68	0.58
1:A:223:THR:OG1	1:A:224:TYR:N	2.37	0.58
3:A:501:GTP:O2G	3:A:501:GTP:O2B	2.20	0.58
2:B:310:TYR:N	2:B:340:TYR:O	2.37	0.58
2:B:310:TYR:O	2:B:342:VAL:HG13	2.03	0.58
1:A:200:VAL:HA	1:A:266:HIS:ND1	2.18	0.58
1:A:393:HIS:O	1:A:396:ASP:HB3	2.03	0.58
2:B:238:CYS:SG	2:B:239:CYS:N	2.76	0.58
2:B:304:ASP:OD2	2:B:306:ARG:HB2	2.02	0.58
1:A:100:ALA:HA	2:B:252:LYS:HG3	1.86	0.58
1:A:336:LYS:HE2	1:A:349:THR:HG21	1.86	0.58
2:B:7:ILE:O	2:B:135:ILE:HD12	2.03	0.58
2:B:21:TRP:CZ3	2:B:61:PRO:HB3	2.38	0.58
2:B:274:THR:HB	2:B:278:SER:HB2	1.83	0.58
1:A:311:LYS:HE3	1:A:342:GLN:OE1	2.04	0.58
2:B:334:GLN:HB2	2:B:349:ILE:CD1	2.30	0.58
1:A:24:PHE:CE1	1:A:236:SER:HA	2.38	0.57
1:A:259:LEU:O	1:A:261:PRO:HD3	2.02	0.57
2:B:27:GLU:O	2:B:43:GLN:NE2	2.36	0.57
1:A:135:PHE:N	1:A:165:SER:O	2.36	0.57
2:B:318:ARG:HA	2:B:354:CYS:HB3	1.87	0.57
2:B:53:GLU:HA	2:B:59:TYR:HD1	1.69	0.57
1:A:258:ASN:OD1	1:A:259:LEU:HD12	2.05	0.57
1:A:288:VAL:HG22	1:A:373:ARG:HD2	1.87	0.57
1:A:405:VAL:O	1:A:409:VAL:HG12	2.05	0.57

Continued on next page...

Continued from previous page...

Atom-1	Atom-2	Interatomic distance (Å)	Clash overlap (Å)
2:B:294:PHE:CE2	2:B:333:VAL:HG11	2.38	0.57
2:B:318:ARG:HB3	2:B:356:ILE:O	2.05	0.57
2:B:406:MET:O	2:B:410:GLU:HG3	2.04	0.57
2:B:190:HIS:HB2	2:B:411:ALA:HB2	1.85	0.57
2:B:68:LEU:HA	2:B:93:GLY:HA3	1.86	0.57
1:A:320:ARG:HB2	1:A:374:ALA:HB3	1.85	0.57
1:A:399:TYR:OH	1:A:415:GLU:HG3	2.04	0.57
1:A:71:GLU:HB3	1:A:98:ASP:HB3	1.87	0.57
2:B:298:ASN:O	2:B:300:MET:HG3	2.04	0.57
2:B:332:ASN:O	2:B:336:LYS:HG3	2.05	0.57
1:A:68:LEU:CD1	1:A:114:ILE:HD12	2.31	0.57
2:B:250:LEU:HD23	2:B:253:LEU:HD12	1.87	0.57
2:B:41:ASP:O	2:B:45:GLU:HG2	2.05	0.57
1:A:167:LEU:HD11	1:A:252:ILE:HG21	1.86	0.57
1:A:70:LEU:HB2	1:A:98:ASP:HA	1.86	0.57
2:B:127:CYS:SG	2:B:130:LEU:HD13	2.45	0.57
2:B:318:ARG:HB2	2:B:358:PRO:HD3	1.87	0.57
1:A:105:ARG:O	1:A:109:THR:N	2.38	0.57
1:A:202:VAL:HB	1:A:268:MET:CE	2.35	0.57
1:A:213:CYS:SG	1:A:217:LEU:HD12	2.45	0.57
1:A:318:MET:HA	1:A:354:GLY:HA3	1.87	0.57
1:A:100:ALA:HA	2:B:252:LYS:CG	2.35	0.57
1:A:4:VAL:HB	1:A:52:PHE:CE1	2.40	0.56
1:A:222:PRO:HD2	2:B:324:LYS:CG	2.33	0.56
1:A:264:ARG:HD2	1:A:428:LEU:CD2	2.35	0.56
2:B:206:ALA:O	2:B:210:ILE:HG13	2.05	0.56
2:B:212:PHE:HA	2:B:217:LEU:O	2.05	0.56
1:A:217:LEU:HD21	1:A:275:ILE:HB	1.86	0.56
1:A:244:PHE:HB2	1:A:356:ASN:HD21	1.69	0.56
2:B:113:ILE:HA	2:B:147:MET:CE	2.35	0.56
2:B:242:PHE:HB3	2:B:243:PRO:HD2	1.87	0.56
2:B:249:ASP:O	2:B:253:LEU:N	2.36	0.56
1:A:229:ARG:O	1:A:232:ALA:HB3	2.05	0.56
1:A:63:PRO:HG2	1:A:87:PHE:CE1	2.40	0.56
2:B:113:ILE:HA	2:B:147:MET:HE3	1.87	0.56
2:B:5:VAL:HG22	2:B:62:ARG:CD	2.35	0.56
2:B:64:ILE:HD13	2:B:120:VAL:CG2	2.36	0.56
1:A:152:LEU:HG	1:A:156:ARG:HH11	1.70	0.56
1:A:238:LEU:HD12	1:A:318:MET:CE	2.35	0.56
1:A:229:ARG:NH1	1:A:366:GLY:HA2	2.20	0.56
1:A:251:ASP:O	1:A:254:GLU:HB3	2.05	0.56

Continued on next page...

Continued from previous page...

Atom-1	Atom-2	Interatomic distance (Å)	Clash overlap (Å)
2:B:14:ASN:CB	2:B:72:THR:HG21	2.35	0.56
1:A:185:TYR:HB3	1:A:408:TYR:CE2	2.39	0.56
1:A:88:HIS:ND1	1:A:89:PRO:HD2	2.20	0.56
1:A:9:VAL:HG22	1:A:68:LEU:O	2.06	0.56
1:A:313:MET:HA	1:A:344:VAL:HG22	1.88	0.56
1:A:292:THR:HG21	1:A:331:SER:CB	2.36	0.56
2:B:231:ALA:O	2:B:234:SER:OG	2.24	0.56
2:B:287:PRO:O	2:B:291:GLN:HG2	2.06	0.56
1:A:174:SER:OG	1:A:205:ASP:OD1	2.04	0.56
1:A:50:ASN:O	1:A:64:ARG:NH1	2.38	0.56
2:B:200:MET:CE	2:B:368:VAL:HG11	2.36	0.56
1:A:93:ILE:CD1	1:A:117:LEU:HG	2.35	0.56
2:B:140:GLY:O	2:B:181:GLU:HA	2.05	0.56
2:B:271:ALA:HA	2:B:273:LEU:CD2	2.36	0.56
1:A:288:VAL:O	1:A:291:ILE:HG22	2.06	0.55
1:A:54:SER:HB3	1:A:62:VAL:CG2	2.36	0.55
2:B:239:CYS:HA	2:B:242:PHE:O	2.06	0.55
1:A:298:PRO:HG2	1:A:308:ARG:CD	2.36	0.55
1:A:407:TRP:CZ3	2:B:255:VAL:HG22	2.41	0.55
2:B:189:VAL:O	2:B:193:VAL:HG13	2.07	0.55
2:B:207:LEU:HD23	2:B:225:LEU:HB3	1.89	0.55
1:A:140:SER:HB3	3:A:501:GTP:O1A	2.06	0.55
1:A:223:THR:HG23	1:A:225:THR:H	1.71	0.55
2:B:1:MET:H1	2:B:129:CYS:HB3	1.72	0.55
2:B:68:LEU:HD12	2:B:97:ALA:HB2	1.88	0.55
1:A:56:THR:CG2	1:A:60:LYS:HB3	2.35	0.55
2:B:65:LEU:HB2	2:B:89:ASN:O	2.06	0.55
1:A:301:MET:HG3	1:A:307:PRO:CG	2.37	0.55
1:A:98:ASP:HB2	3:A:501:GTP:O2G	2.07	0.55
2:B:252:LYS:O	2:B:256:ASN:CB	2.51	0.55
2:B:30:ILE:HD13	2:B:59:TYR:HD2	1.72	0.55
1:A:209:ILE:CG2	1:A:227:LEU:HG	2.34	0.55
2:B:138:SER:CB	2:B:169:VAL:HB	2.36	0.55
2:B:200:MET:HA	2:B:266:PHE:O	2.06	0.55
2:B:222:TYR:CE1	5:B:501:GDP:C2	2.51	0.55
1:A:182:VAL:O	1:A:185:TYR:N	2.40	0.55
2:B:200:MET:HB3	2:B:268:ILE:HD11	1.87	0.55
2:B:269:GLY:N	2:B:367:PHE:O	2.40	0.55
1:A:108:TYR:HE2	1:A:413:MET:HB2	1.72	0.55
2:B:169:VAL:HG11	5:B:501:GDP:H1'	1.88	0.55
2:B:405:GLU:HA	2:B:408:PHE:CD2	2.41	0.55

Continued on next page...

Continued from previous page...

Atom-1	Atom-2	Interatomic distance (Å)	Clash overlap (Å)
1:A:385:ALA:HB2	1:A:432:TYR:CD2	2.42	0.55
1:A:53:PHE:O	1:A:64:ARG:NH1	2.40	0.55
1:A:398:MET:SD	2:B:346:PRO:HD2	2.46	0.55
2:B:382:ALA:HB2	2:B:415:MET:CE	2.37	0.55
1:A:11:GLN:HB3	3:A:501:GTP:O2A	2.07	0.54
1:A:270:SER:O	1:A:302:MET:HB2	2.07	0.54
1:A:271:SER:OG	1:A:301:MET:HA	2.07	0.54
2:B:341:PHE:HB3	2:B:348:ASN:ND2	2.19	0.54
1:A:428:LEU:HD23	1:A:431:ASP:OD2	2.07	0.54
2:B:2:ARG:CA	2:B:131:GLN:HB2	2.36	0.54
1:A:168:GLY:HA3	1:A:201:ALA:HB2	1.89	0.54
1:A:213:CYS:O	1:A:217:LEU:HB2	2.08	0.54
1:A:52:PHE:O	1:A:64:ARG:HG3	2.06	0.54
1:A:98:ASP:OD2	2:B:252:LYS:HE2	2.07	0.54
2:B:3:GLU:CB	2:B:49:VAL:HA	2.38	0.54
2:B:75:SER:OG	2:B:76:VAL:N	2.39	0.54
1:A:103:PHE:O	1:A:107:HIS:CB	2.55	0.54
1:A:138:PHE:HA	1:A:169:PHE:O	2.07	0.54
2:B:286:VAL:HB	2:B:287:PRO:HD3	1.88	0.54
2:B:318:ARG:HG2	2:B:354:CYS:HB3	1.88	0.54
2:B:44:LEU:O	2:B:47:ILE:HG22	2.07	0.54
1:A:120:ASP:OD2	1:A:124:LYS:HE3	2.07	0.54
1:A:141:VAL:HG11	1:A:173:PRO:HD3	1.90	0.54
2:B:237:THR:HG22	2:B:241:ARG:HG3	1.88	0.54
1:A:222:PRO:HG2	2:B:324:LYS:HB2	1.88	0.54
1:A:256:GLN:O	1:A:260:VAL:HG22	2.08	0.54
2:B:211:CYS:O	2:B:217:LEU:N	2.38	0.54
2:B:237:THR:HG23	2:B:240:LEU:HB3	1.88	0.54
2:B:30:ILE:HG23	2:B:35:THR:O	2.06	0.54
2:B:30:ILE:HG12	2:B:36:TYR:CA	2.36	0.54
1:A:11:GLN:CB	3:A:501:GTP:O2A	2.56	0.54
1:A:26:LEU:HD23	1:A:363:VAL:HG22	1.90	0.54
2:B:263:LEU:HG	2:B:422:TYR:CE1	2.43	0.54
1:A:19:ALA:HB2	1:A:228:ASN:HB3	1.90	0.54
1:A:331:SER:O	1:A:335:ILE:HG12	2.07	0.54
1:A:7:ILE:O	1:A:138:PHE:N	2.37	0.54
2:B:62:ARG:HD3	2:B:127:CYS:SG	2.47	0.54
2:B:294:PHE:CD2	2:B:333:VAL:HG11	2.43	0.54
1:A:321:GLY:HA2	1:A:357:TYR:O	2.08	0.54
2:B:162:ARG:CZ	2:B:162:ARG:HA	2.37	0.54
1:A:155:GLU:HA	1:A:197:HIS:CG	2.43	0.53

Continued on next page...

Continued from previous page...

Atom-1	Atom-2	Interatomic distance (Å)	Clash overlap (Å)
1:A:171:ILE:HG23	1:A:204:LEU:O	2.08	0.53
1:A:288:VAL:HG22	1:A:373:ARG:CD	2.38	0.53
2:B:309:ARG:HG3	2:B:340:TYR:O	2.08	0.53
2:B:310:TYR:O	2:B:342:VAL:HG22	2.08	0.53
2:B:309:ARG:NE	2:B:339:SER:O	2.42	0.53
2:B:48:ASN:OD1	2:B:49:VAL:N	2.41	0.53
1:A:88:HIS:HB3	1:A:91:GLN:CD	2.28	0.53
2:B:317:PHE:O	2:B:353:ILE:HD12	2.08	0.53
2:B:5:VAL:HG13	2:B:62:ARG:HG2	1.90	0.53
2:B:75:SER:HG	2:B:76:VAL:H	1.55	0.53
1:A:271:SER:HA	1:A:302:MET:HG3	1.91	0.53
1:A:33:ASP:HA	1:A:85:GLN:CB	2.37	0.53
2:B:87:PRO:HA	2:B:90:PHE:CD2	2.43	0.53
1:A:252:ILE:HA	1:A:255:PHE:CD2	2.37	0.53
1:A:280:LYS:O	1:A:284:GLU:HB2	2.09	0.53
1:A:59:GLY:HA2	1:A:61:HIS:CE1	2.42	0.53
2:B:162:ARG:HA	2:B:162:ARG:NE	2.24	0.53
2:B:180:VAL:O	2:B:184:ASN:ND2	2.42	0.53
1:A:155:GLU:HG3	1:A:197:HIS:NE2	2.24	0.53
2:B:113:ILE:CD1	2:B:147:MET:HE3	2.38	0.53
2:B:395:LEU:O	2:B:399:THR:HG22	2.08	0.53
1:A:246:GLY:CA	1:A:356:ASN:HA	2.38	0.53
1:A:407:TRP:CE3	2:B:255:VAL:HG22	2.44	0.53
1:A:139:ASN:HB2	1:A:146:GLY:HA2	1.90	0.53
1:A:407:TRP:NE1	2:B:255:VAL:HA	2.24	0.53
2:B:274:THR:HG22	2:B:282:ARG:HH21	1.74	0.53
2:B:285:THR:CB	2:B:287:PRO:HD2	2.39	0.53
2:B:317:PHE:O	2:B:354:CYS:N	2.36	0.53
2:B:395:LEU:O	2:B:398:TYR:HB2	2.09	0.53
1:A:12:GLY:O	1:A:15:GLN:HB2	2.09	0.53
2:B:190:HIS:HA	2:B:414:ASN:ND2	2.23	0.53
2:B:198:GLU:HA	2:B:264:HIS:HB2	1.91	0.53
2:B:207:LEU:HB3	2:B:225:LEU:CD2	2.28	0.53
1:A:204:LEU:HD13	1:A:231:ILE:HG12	1.91	0.53
1:A:32:PRO:O	1:A:86:LEU:HB2	2.09	0.53
2:B:382:ALA:HB2	2:B:415:MET:HE2	1.91	0.53
1:A:210:TYR:CD1	2:B:324:LYS:HD3	2.44	0.52
1:A:406:HIS:HA	1:A:409:VAL:CG1	2.40	0.52
2:B:164:MET:N	2:B:197:ASP:OD2	2.41	0.52
2:B:170:VAL:CG1	2:B:201:VAL:HG13	2.34	0.52
2:B:183:TYR:HE1	2:B:389:PHE:HD1	1.57	0.52

Continued on next page...

Continued from previous page...

Atom-1	Atom-2	Interatomic distance (Å)	Clash overlap (Å)
2:B:5:VAL:H	2:B:133:PHE:HA	1.74	0.52
1:A:4:VAL:CG1	1:A:136:LEU:HG	2.39	0.52
1:A:434:GLU:O	1:A:437:ILE:HG22	2.09	0.52
2:B:327:ASP:O	2:B:330:MET:HB2	2.09	0.52
1:A:319:TYR:N	1:A:354:GLY:O	2.43	0.52
1:A:47:ASP:OD2	1:A:50:ASN:HB3	2.08	0.52
2:B:181:GLU:CG	2:B:182:PRO:HD3	2.39	0.52
1:A:102:ASN:HB3	1:A:105:ARG:CB	2.40	0.52
1:A:166:LYS:HB2	1:A:199:ASP:HB2	1.91	0.52
1:A:9:VAL:CG1	1:A:146:GLY:HA2	2.39	0.52
2:B:271:ALA:HA	2:B:273:LEU:HD22	1.91	0.52
1:A:15:GLN:CG	3:A:501:GTP:O6	2.56	0.52
1:A:12:GLY:O	1:A:16:VAL:HG23	2.10	0.52
2:B:21:TRP:CE3	2:B:61:PRO:HB3	2.44	0.52
2:B:284:LEU:HB3	2:B:363:MET:SD	2.50	0.52
2:B:318:ARG:H	2:B:364:ALA:HB3	1.74	0.52
2:B:374:ILE:HD11	2:B:422:TYR:CE2	2.44	0.52
2:B:5:VAL:HG22	2:B:62:ARG:CG	2.37	0.52
1:A:9:VAL:HG12	1:A:146:GLY:HA2	1.91	0.52
1:A:274:PRO:HD3	1:A:291:ILE:CD1	2.39	0.52
2:B:24:ILE:HA	2:B:27:GLU:CG	2.39	0.52
1:A:287:SER:OG	1:A:290:GLU:HG3	2.10	0.52
2:B:266:PHE:HD1	2:B:370:ASN:HB2	1.74	0.52
2:B:309:ARG:HG3	2:B:340:TYR:C	2.29	0.52
2:B:341:PHE:CB	2:B:348:ASN:HD21	2.18	0.52
1:A:230:LEU:HD21	1:A:302:MET:HE1	1.91	0.52
1:A:416:GLY:O	1:A:420:GLU:CB	2.58	0.52
2:B:108:GLU:N	2:B:108:GLU:OE1	2.43	0.52
2:B:210:ILE:O	2:B:215:LEU:N	2.33	0.52
2:B:249:ASP:O	2:B:253:LEU:HG	2.10	0.52
2:B:367:PHE:CZ	2:B:369:GLY:HA3	2.45	0.52
1:A:240:ALA:HA	1:A:243:ARG:CZ	2.40	0.52
1:A:250:VAL:HG23	1:A:254:GLU:CD	2.30	0.52
1:A:31:GLN:HE21	1:A:37:PRO:HG3	1.74	0.52
2:B:12:CYS:SG	5:B:501:GDP:C4	2.93	0.52
2:B:224:ASP:O	2:B:227:HIS:HB3	2.10	0.52
2:B:318:ARG:CB	2:B:364:ALA:HB3	2.40	0.52
1:A:136:LEU:HD23	1:A:167:LEU:HB3	1.92	0.51
1:A:139:ASN:O	1:A:170:THR:HA	2.10	0.51
2:B:152:ILE:HD13	2:B:192:LEU:HD23	1.93	0.51
2:B:293:MET:HG2	2:B:365:VAL:HG11	1.92	0.51

Continued on next page...

Continued from previous page...

Atom-1	Atom-2	Interatomic distance (Å)	Clash overlap (Å)
1:A:406:HIS:HA	1:A:409:VAL:HG12	1.92	0.51
2:B:7:ILE:O	2:B:135:ILE:HA	2.10	0.51
1:A:264:ARG:HD2	1:A:428:LEU:HD21	1.91	0.51
1:A:6:SER:HB2	1:A:65:ALA:CB	2.40	0.51
2:B:149:THR:O	2:B:152:ILE:HG12	2.11	0.51
2:B:187:LEU:HD11	2:B:408:PHE:CE1	2.44	0.51
2:B:296:ALA:O	2:B:299:MET:HB2	2.10	0.51
1:A:313:MET:HG2	1:A:344:VAL:HG11	1.93	0.51
2:B:169:VAL:HG22	2:B:202:ILE:CG2	2.40	0.51
2:B:69:GLU:HA	2:B:93:GLY:O	2.11	0.51
2:B:68:LEU:CD1	2:B:97:ALA:HB2	2.41	0.51
1:A:211:ASP:O	1:A:214:ARG:HG3	2.11	0.51
1:A:76:ASP:HA	1:A:79:ARG:HD3	1.92	0.51
1:A:153:LEU:HD23	1:A:156:ARG:NH2	2.26	0.51
1:A:1:MET:O	1:A:131:GLY:HA3	2.11	0.51
1:A:224:TYR:O	1:A:228:ASN:ND2	2.44	0.51
1:A:5:ILE:O	1:A:136:LEU:HB2	2.11	0.51
2:B:329:GLN:O	2:B:333:VAL:HG23	2.11	0.51
2:B:317:PHE:HA	2:B:364:ALA:O	2.11	0.51
2:B:82:GLY:HA2	2:B:85:PHE:CD2	2.46	0.51
1:A:297:GLU:HB3	1:A:300:ASN:HB2	1.92	0.51
2:B:154:LYS:HE2	2:B:154:LYS:HA	1.93	0.51
2:B:161:ASP:O	2:B:162:ARG:NH2	2.44	0.51
1:A:114:ILE:HD11	1:A:149:LEU:CD1	2.39	0.51
1:A:118:CYS:O	1:A:122:ILE:HG12	2.10	0.51
1:A:262:TYR:HB3	1:A:263:PRO:HD2	1.93	0.51
2:B:237:THR:HG23	2:B:240:LEU:CD2	2.38	0.51
1:A:291:ILE:O	1:A:295:ALA:HB2	2.11	0.50
2:B:180:VAL:HG23	2:B:184:ASN:HD21	1.76	0.50
2:B:199:CYS:HB2	2:B:265:PHE:CD1	2.44	0.50
2:B:311:LEU:HB2	2:B:370:ASN:O	2.11	0.50
2:B:65:LEU:HD13	2:B:89:ASN:HB3	1.93	0.50
1:A:185:TYR:HE2	1:A:404:PHE:HB2	1.76	0.50
2:B:185:ALA:O	2:B:189:VAL:HG23	2.10	0.50
2:B:263:LEU:HG	2:B:422:TYR:CZ	2.46	0.50
2:B:268:ILE:HG12	2:B:368:VAL:HG22	1.93	0.50
2:B:6:HIS:ND1	2:B:134:GLN:O	2.44	0.50
2:B:84:LEU:HD23	2:B:84:LEU:O	2.11	0.50
1:A:246:GLY:HA3	1:A:356:ASN:HA	1.93	0.50
1:A:407:TRP:CH2	2:B:255:VAL:HG22	2.47	0.50
1:A:14:ILE:HD11	1:A:74:VAL:HG23	1.93	0.50

Continued on next page...

Continued from previous page...

Atom-1	Atom-2	Interatomic distance (Å)	Clash overlap (Å)
1:A:21:TRP:CE3	1:A:63:PRO:HB3	2.47	0.50
2:B:107:THR:HB	2:B:108:GLU:OE1	2.11	0.50
2:B:233:MET:O	2:B:236:VAL:HG22	2.11	0.50
1:A:139:ASN:C	1:A:170:THR:HG23	2.32	0.50
1:A:324:VAL:HG12	1:A:326:LYS:H	1.76	0.50
2:B:12:CYS:O	2:B:15:GLN:N	2.45	0.50
2:B:99:ASN:OD1	2:B:143:THR:HG23	2.12	0.50
1:A:99:ALA:HB1	1:A:102:ASN:O	2.12	0.50
2:B:101:TRP:CZ3	2:B:187:LEU:HB3	2.46	0.50
2:B:15:GLN:O	2:B:18:ALA:HB3	2.12	0.50
2:B:166:THR:HB	2:B:199:CYS:SG	2.51	0.50
2:B:272:PRO:O	2:B:273:LEU:HD22	2.11	0.50
2:B:42:LEU:HA	2:B:45:GLU:CG	2.41	0.50
1:A:108:TYR:O	1:A:112:LYS:HG2	2.11	0.50
2:B:405:GLU:O	2:B:408:PHE:HB2	2.11	0.50
1:A:7:ILE:HB	1:A:137:VAL:HA	1.93	0.50
2:B:5:VAL:O	2:B:133:PHE:HA	2.12	0.50
1:A:188:ILE:HD12	1:A:189:LEU:N	2.27	0.50
2:B:155:VAL:HA	2:B:158:GLU:HB2	1.94	0.50
2:B:309:ARG:HD3	2:B:342:VAL:HA	1.93	0.50
2:B:200:MET:HE2	2:B:368:VAL:HG11	1.93	0.50
2:B:76:VAL:O	2:B:79:GLY:N	2.44	0.50
1:A:181:VAL:HG12	1:A:398:MET:CE	2.41	0.49
2:B:105:HIS:C	2:B:109:GLY:HA3	2.33	0.49
1:A:428:LEU:HA	1:A:431:ASP:OD2	2.12	0.49
2:B:303:ALA:HB1	2:B:373:ALA:CB	2.39	0.49
1:A:276:ILE:CD1	1:A:286:LEU:HD11	2.42	0.49
1:A:380:ASN:HD22	1:A:381:SER:N	2.11	0.49
2:B:377:MET:HG3	2:B:380:ARG:HH22	1.77	0.49
2:B:73:MET:HE3	2:B:91:VAL:O	2.13	0.49
2:B:74:ASP:CA	2:B:77:ARG:HB3	2.40	0.49
2:B:68:LEU:HB2	2:B:96:GLY:HA2	1.94	0.49
1:A:107:HIS:HB2	1:A:148:GLY:HA3	1.94	0.49
1:A:217:LEU:HD13	1:A:367:ASP:OD2	2.12	0.49
2:B:113:ILE:HD11	2:B:151:LEU:HD23	1.94	0.49
2:B:248:SER:HA	2:B:252:LYS:HD2	1.92	0.49
2:B:42:LEU:HG	2:B:242:PHE:CD1	2.47	0.49
2:B:52:ASN:HD21	2:B:62:ARG:HE	1.59	0.49
1:A:311:LYS:N	1:A:382:THR:OG1	2.41	0.49
2:B:215:LEU:HD23	2:B:217:LEU:HD12	1.94	0.49
2:B:311:LEU:HD23	2:B:342:VAL:CG1	2.28	0.49

Continued on next page...

Continued from previous page...

Atom-1	Atom-2	Interatomic distance (Å)	Clash overlap (Å)
2:B:334:GLN:HA	2:B:341:PHE:CE2	2.48	0.49
2:B:387:ALA:O	2:B:390:ARG:HB2	2.12	0.49
1:A:135:PHE:O	1:A:167:LEU:HB2	2.12	0.49
1:A:102:ASN:HD22	1:A:411:GLU:HG3	1.76	0.49
1:A:140:SER:OG	3:A:501:GTP:H4'	2.12	0.49
2:B:131:GLN:O	2:B:163:ILE:HG22	2.13	0.49
2:B:224:ASP:OD1	2:B:225:LEU:N	2.46	0.49
2:B:271:ALA:HB1	2:B:292:GLN:OE1	2.13	0.49
2:B:169:VAL:HG11	5:B:501:GDP:C1'	2.43	0.49
1:A:102:ASN:HB3	1:A:105:ARG:HB2	1.94	0.49
2:B:267:MET:O	2:B:368:VAL:HA	2.13	0.49
1:A:34:GLY:O	1:A:61:HIS:ND1	2.39	0.49
1:A:76:ASP:CA	1:A:79:ARG:HB2	2.40	0.49
1:A:297:GLU:HG3	1:A:300:ASN:H	1.77	0.49
1:A:307:PRO:HB2	1:A:312:TYR:OH	2.13	0.49
1:A:264:ARG:HG2	1:A:431:ASP:OD2	2.13	0.49
1:A:227:LEU:CD2	3:A:501:GTP:N2	2.76	0.49
2:B:187:LEU:HD13	2:B:403:MET:CE	2.42	0.49
2:B:216:LYS:HB2	2:B:275:SER:OG	2.13	0.49
2:B:288:GLU:O	2:B:291:GLN:N	2.46	0.49
2:B:73:MET:HE2	2:B:92:PHE:CB	2.41	0.49
1:A:10:GLY:CA	3:A:501:GTP:PA	3.01	0.49
1:A:394:LYS:HE2	1:A:394:LYS:HA	1.95	0.49
1:A:76:ASP:O	1:A:80:THR:N	2.46	0.49
2:B:270:PHE:N	2:B:298:ASN:HD21	2.11	0.49
2:B:374:ILE:O	2:B:377:MET:HB3	2.12	0.49
1:A:155:GLU:HG3	1:A:197:HIS:CE1	2.48	0.48
1:A:230:LEU:HD21	1:A:302:MET:CE	2.43	0.48
1:A:102:ASN:ND2	1:A:411:GLU:HG3	2.27	0.48
2:B:289:LEU:HD13	2:B:365:VAL:HG23	1.94	0.48
2:B:31:ASP:HB3	2:B:37:HIS:CE1	2.48	0.48
2:B:99:ASN:ND2	2:B:143:THR:HG23	2.28	0.48
1:A:88:HIS:NE2	1:A:90:GLU:HB2	2.28	0.48
1:A:88:HIS:HB3	1:A:91:GLN:HG3	1.95	0.48
2:B:259:PRO:HB2	2:B:260:PHE:CD2	2.48	0.48
2:B:295:ASP:OD2	2:B:297:LYS:HB2	2.13	0.48
2:B:316:LEU:HA	2:B:352:SER:OG	2.13	0.48
2:B:317:PHE:HE2	2:B:326:VAL:HG13	1.78	0.48
1:A:219:ILE:HG21	1:A:222:PRO:HB3	1.95	0.48
1:A:33:ASP:OD1	1:A:34:GLY:N	2.45	0.48
2:B:73:MET:CG	2:B:92:PHE:HB3	2.43	0.48

Continued on next page...

Continued from previous page...

Atom-1	Atom-2	Interatomic distance (Å)	Clash overlap (Å)
1:A:106:GLY:HA2	1:A:110:ILE:HB	1.96	0.48
1:A:141:VAL:HG12	1:A:171:ILE:O	2.13	0.48
1:A:76:ASP:O	1:A:79:ARG:HB2	2.14	0.48
2:B:211:CYS:HA	2:B:215:LEU:HD22	1.95	0.48
1:A:104:ALA:O	1:A:108:TYR:CB	2.41	0.48
1:A:153:LEU:HA	1:A:156:ARG:NH1	2.28	0.48
1:A:52:PHE:O	1:A:64:ARG:N	2.46	0.48
2:B:101:TRP:CZ2	2:B:149:THR:HG21	2.49	0.48
2:B:262:ARG:C	2:B:263:LEU:HD12	2.33	0.48
2:B:372:THR:O	2:B:375:GLN:HG3	2.14	0.48
2:B:374:ILE:HD11	2:B:422:TYR:HE2	1.77	0.48
1:A:210:TYR:HB3	2:B:324:LYS:HE2	1.94	0.48
1:A:6:SER:HB2	1:A:65:ALA:HB2	1.96	0.48
2:B:212:PHE:O	2:B:216:LYS:HA	2.14	0.48
2:B:19:LYS:O	2:B:22:GLU:HB3	2.13	0.48
2:B:264:HIS:HA	2:B:266:PHE:CE2	2.49	0.48
2:B:343:GLU:N	2:B:343:GLU:OE1	2.47	0.48
2:B:418:LEU:HD12	2:B:421:GLU:OE1	2.13	0.48
1:A:187:SER:O	1:A:190:SER:HB3	2.13	0.48
1:A:231:ILE:O	1:A:235:ILE:HG22	2.13	0.48
1:A:298:PRO:HG2	1:A:308:ARG:NE	2.28	0.48
2:B:170:VAL:HG22	2:B:202:ILE:C	2.34	0.48
2:B:415:MET:O	2:B:419:VAL:HG23	2.14	0.48
2:B:315:ALA:HB1	2:B:317:PHE:CZ	2.49	0.48
1:A:212:ILE:CG2	1:A:275:ILE:HD11	2.43	0.48
1:A:256:GLN:HG3	1:A:257:THR:H	1.79	0.48
1:A:301:MET:CG	1:A:307:PRO:HG3	2.44	0.48
1:A:240:ALA:O	1:A:244:PHE:N	2.44	0.48
2:B:313:ALA:HB1	2:B:367:PHE:HE1	1.79	0.48
1:A:242:LEU:HD21	1:A:251:ASP:OD1	2.13	0.47
1:A:320:ARG:HE	1:A:360:PRO:HA	1.79	0.47
1:A:70:LEU:HB3	1:A:98:ASP:HA	1.96	0.47
2:B:8:GLN:CD	2:B:14:ASN:HA	2.34	0.47
2:B:257:LEU:HD12	2:B:312:THR:CG2	2.42	0.47
2:B:3:GLU:HA	2:B:49:VAL:HB	1.96	0.47
1:A:168:GLY:HA3	1:A:201:ALA:CB	2.45	0.47
2:B:200:MET:CB	2:B:268:ILE:HD11	2.44	0.47
2:B:411:ALA:C	2:B:414:ASN:HB3	2.34	0.47
1:A:172:TYR:CG	1:A:173:PRO:HD2	2.49	0.47
1:A:324:VAL:HG12	1:A:326:LYS:N	2.29	0.47
1:A:71:GLU:HB3	1:A:98:ASP:OD2	2.14	0.47

Continued on next page...

Continued from previous page...

Atom-1	Atom-2	Interatomic distance (Å)	Clash overlap (Å)
2:B:32:PRO:O	2:B:84:LEU:HB2	2.14	0.47
2:B:289:LEU:CB	2:B:365:VAL:HG21	2.38	0.47
2:B:21:TRP:CZ2	2:B:63:ALA:HB2	2.48	0.47
1:A:69:ASP:OD2	3:A:501:GTP:O2B	2.32	0.47
1:A:32:PRO:HB3	1:A:83:TYR:CE1	2.49	0.47
2:B:253:LEU:O	2:B:257:LEU:HB2	2.14	0.47
1:A:277:SER:C	1:A:369:ALA:HB2	2.35	0.47
1:A:317:MET:HB2	1:A:319:TYR:CZ	2.50	0.47
1:A:286:LEU:CD1	1:A:371:VAL:HG12	2.44	0.47
2:B:183:TYR:O	2:B:187:LEU:HG	2.14	0.47
2:B:244:GLY:HA3	2:B:247:ASN:OD1	2.14	0.47
2:B:358:PRO:HD2	2:B:364:ALA:HB2	1.94	0.47
1:A:139:ASN:HB2	1:A:146:GLY:CA	2.44	0.47
1:A:147:SER:O	1:A:151:SER:OG	2.15	0.47
2:B:32:PRO:HG3	2:B:81:PHE:HE1	1.79	0.47
2:B:91:VAL:HG11	2:B:116:VAL:HG22	1.97	0.47
1:A:205:ASP:OD1	1:A:206:ASN:N	2.43	0.47
1:A:145:THR:H	3:A:501:GTP:PG	2.37	0.47
2:B:222:TYR:O	2:B:225:LEU:N	2.48	0.47
1:A:317:MET:HB2	1:A:319:TYR:CE1	2.50	0.47
2:B:154:LYS:O	2:B:158:GLU:HG3	2.15	0.47
2:B:141:GLY:O	2:B:184:ASN:HB3	2.14	0.47
2:B:67:ASP:HB3	2:B:73:MET:HE2	1.97	0.47
1:A:423:GLU:O	1:A:426:ALA:HB3	2.13	0.47
2:B:105:HIS:NE2	2:B:150:LEU:HD21	2.30	0.47
2:B:168:SER:CA	2:B:202:ILE:HD12	2.45	0.47
2:B:5:VAL:O	2:B:134:GLN:N	2.47	0.47
1:A:276:ILE:O	1:A:369:ALA:N	2.48	0.47
1:A:336:LYS:HE2	1:A:349:THR:CG2	2.44	0.47
1:A:274:PRO:HG2	1:A:371:VAL:HG11	1.96	0.47
1:A:429:GLU:O	1:A:433:GLU:CB	2.61	0.47
1:A:6:SER:HA	1:A:136:LEU:CB	2.45	0.47
2:B:305:PRO:HB3	2:B:310:TYR:CE1	2.50	0.47
2:B:30:ILE:HA	2:B:36:TYR:HA	1.96	0.47
2:B:70:PRO:HB3	2:B:92:PHE:CE2	2.50	0.47
1:A:139:ASN:O	1:A:170:THR:HG23	2.14	0.47
1:A:180:ALA:N	1:A:183:GLU:OE2	2.45	0.47
1:A:291:ILE:HD11	1:A:375:VAL:HG12	1.97	0.47
1:A:124:LYS:O	1:A:128:ASN:HB2	2.15	0.46
1:A:217:LEU:HB2	1:A:219:ILE:HG12	1.97	0.46
1:A:231:ILE:CA	1:A:234:VAL:HG12	2.43	0.46

Continued on next page...

Continued from previous page...

Atom-1	Atom-2	Interatomic distance (Å)	Clash overlap (Å)
1:A:271:SER:OG	1:A:302:MET:N	2.41	0.46
1:A:274:PRO:HD3	1:A:291:ILE:HD12	1.96	0.46
1:A:334:THR:O	1:A:337:THR:HB	2.15	0.46
1:A:320:ARG:NH2	1:A:359:PRO:O	2.45	0.46
1:A:407:TRP:CD2	2:B:255:VAL:HG22	2.50	0.46
2:B:222:TYR:O	2:B:225:LEU:HB2	2.16	0.46
1:A:310:GLY:CA	1:A:383:ALA:HB2	2.45	0.46
2:B:357:PRO:HG3	2:B:362:LYS:O	2.16	0.46
1:A:3:GLU:C	1:A:132:LEU:HD22	2.36	0.46
1:A:19:ALA:CB	1:A:228:ASN:HB3	2.46	0.46
1:A:75:ILE:HD11	1:A:92:LEU:CD1	2.45	0.46
2:B:262:ARG:HB3	2:B:418:LEU:HD11	1.97	0.46
1:A:1:MET:N	1:A:3:GLU:OE2	2.49	0.46
1:A:275:ILE:O	1:A:275:ILE:HG13	2.16	0.46
1:A:376:CYS:SG	1:A:378:ILE:HG12	2.55	0.46
1:A:71:GLU:HB3	1:A:98:ASP:CB	2.45	0.46
2:B:116:VAL:O	2:B:120:VAL:HG23	2.16	0.46
1:A:202:VAL:HG23	1:A:268:MET:O	2.15	0.46
2:B:237:THR:HG22	2:B:240:LEU:HB3	1.97	0.46
2:B:311:LEU:HA	2:B:342:VAL:HG11	1.98	0.46
1:A:62:VAL:HB	1:A:91:GLN:NE2	2.29	0.46
2:B:25:SER:O	2:B:29:GLY:N	2.49	0.46
2:B:210:ILE:CD1	2:B:300:MET:HG2	2.39	0.46
1:A:178:SER:HB3	2:B:347:ASN:ND2	2.31	0.46
1:A:217:LEU:HD13	1:A:367:ASP:CG	2.35	0.46
1:A:9:VAL:HB	1:A:139:ASN:CB	2.44	0.46
2:B:139:LEU:HG	2:B:168:SER:CB	2.45	0.46
1:A:80:THR:O	1:A:84:ARG:NH1	2.49	0.46
2:B:290:THR:HA	2:B:293:MET:SD	2.56	0.46
2:B:173:PRO:HB3	2:B:380:ARG:HD3	1.97	0.46
1:A:9:VAL:O	1:A:13:GLY:HA3	2.15	0.46
1:A:151:SER:O	1:A:155:GLU:HB2	2.16	0.46
1:A:358:GLN:HG3	1:A:359:PRO:O	2.15	0.46
1:A:51:THR:O	1:A:64:ARG:HD2	2.16	0.46
2:B:332:ASN:CG	2:B:336:LYS:HE3	2.37	0.46
1:A:303:ALA:O	1:A:305:CYS:N	2.49	0.45
1:A:39:ASP:OD1	1:A:40:LYS:N	2.48	0.45
1:A:6:SER:HA	1:A:136:LEU:O	2.15	0.45
2:B:155:VAL:HG13	2:B:159:TYR:HD2	1.80	0.45
2:B:24:ILE:CA	2:B:27:GLU:HG2	2.39	0.45
2:B:54:ALA:HB3	2:B:58:ARG:CB	2.34	0.45

Continued on next page...

Continued from previous page...

Atom-1	Atom-2	Interatomic distance (Å)	Clash overlap (Å)
2:B:295:ASP:O	2:B:299:MET:HG2	2.16	0.45
1:A:311:LYS:HG2	1:A:342:GLN:CB	2.44	0.45
2:B:7:ILE:HA	2:B:64:ILE:O	2.16	0.45
2:B:54:ALA:CB	2:B:58:ARG:HB2	2.35	0.45
1:A:4:VAL:HG11	1:A:136:LEU:HG	1.97	0.45
1:A:391:LEU:O	1:A:395:PHE:HB3	2.17	0.45
2:B:32:PRO:HG3	2:B:81:PHE:CE1	2.52	0.45
2:B:79:GLY:O	2:B:82:GLY:N	2.49	0.45
1:A:79:ARG:HE	1:A:92:LEU:HD12	1.82	0.45
2:B:150:LEU:O	2:B:154:LYS:HG2	2.16	0.45
2:B:64:ILE:CD1	2:B:120:VAL:HG13	2.46	0.45
2:B:99:ASN:OD1	2:B:142:GLY:N	2.45	0.45
2:B:148:GLY:HA2	2:B:151:LEU:HD12	1.98	0.45
2:B:155:VAL:O	2:B:159:TYR:N	2.44	0.45
2:B:232:ALA:O	2:B:235:GLY:N	2.49	0.45
2:B:309:ARG:HG2	2:B:342:VAL:HG13	1.97	0.45
2:B:309:ARG:NH1	2:B:343:GLU:OE2	2.49	0.45
2:B:70:PRO:O	2:B:73:MET:HB2	2.16	0.45
1:A:132:LEU:HD12	1:A:164:LYS:HD2	1.97	0.45
1:A:167:LEU:HD11	1:A:252:ILE:HD13	1.99	0.45
1:A:88:HIS:N	1:A:91:GLN:OE1	2.48	0.45
2:B:11:GLN:N	5:B:501:GDP:PB	2.89	0.45
2:B:102:ALA:HB3	2:B:401:GLU:HG3	1.99	0.45
1:A:219:ILE:HG22	1:A:222:PRO:HD3	1.98	0.45
1:A:344:VAL:O	1:A:347:CYS:N	2.42	0.45
2:B:137:HIS:CB	2:B:144:GLY:HA3	2.37	0.45
2:B:338:SER:HA	2:B:341:PHE:CD2	2.41	0.45
1:A:75:ILE:HD11	1:A:92:LEU:HD12	1.98	0.45
1:A:83:TYR:CD1	1:A:86:LEU:HD22	2.51	0.45
2:B:138:SER:HB3	2:B:169:VAL:HB	1.99	0.45
2:B:188:SER:O	2:B:191:GLN:N	2.50	0.45
2:B:334:GLN:OE1	2:B:349:ILE:HG12	2.17	0.45
2:B:315:ALA:HA	2:B:366:THR:O	2.17	0.45
1:A:99:ALA:O	1:A:105:ARG:HD3	2.16	0.44
1:A:233:GLN:O	1:A:236:SER:HB2	2.17	0.44
1:A:320:ARG:HB2	1:A:374:ALA:CB	2.47	0.44
1:A:320:ARG:HB3	1:A:358:GLN:O	2.17	0.44
1:A:385:ALA:HA	1:A:388:PHE:HD2	1.79	0.44
2:B:317:PHE:CE1	2:B:365:VAL:HG22	2.52	0.44
2:B:332:ASN:ND2	2:B:336:LYS:HE3	2.32	0.44
2:B:262:ARG:HD2	2:B:421:GLU:OE2	2.18	0.44

Continued on next page...

Continued from previous page...

Atom-1	Atom-2	Interatomic distance (Å)	Clash overlap (Å)
2:B:72:THR:O	2:B:75:SER:OG	2.18	0.44
1:A:15:GLN:HB3	1:A:228:ASN:ND2	2.31	0.44
1:A:260:VAL:O	1:A:260:VAL:HG23	2.17	0.44
1:A:319:TYR:HE2	1:A:328:VAL:HG11	1.82	0.44
2:B:13:GLY:HA2	2:B:16:ILE:CG1	2.47	0.44
2:B:172:SER:OG	2:B:175:VAL:HG12	2.17	0.44
2:B:53:GLU:HG3	2:B:59:TYR:CE1	2.39	0.44
2:B:54:ALA:O	2:B:57:GLY:N	2.42	0.44
1:A:99:ALA:C	1:A:105:ARG:HD3	2.38	0.44
1:A:297:GLU:HB3	1:A:300:ASN:CB	2.47	0.44
1:A:301:MET:CE	1:A:307:PRO:HG3	2.48	0.44
1:A:30:ILE:HD12	1:A:36:MET:CB	2.47	0.44
1:A:320:ARG:HE	1:A:360:PRO:CA	2.31	0.44
1:A:83:TYR:HB3	1:A:86:LEU:CB	2.46	0.44
2:B:150:LEU:HA	2:B:150:LEU:HD23	1.58	0.44
2:B:181:GLU:HG2	2:B:182:PRO:HD3	1.98	0.44
2:B:199:CYS:O	2:B:266:PHE:N	2.48	0.44
1:A:401:LYS:HG2	2:B:344:TRP:CZ2	2.52	0.44
1:A:115:VAL:HG21	1:A:152:LEU:HD23	1.99	0.44
1:A:103:PHE:CZ	1:A:190:SER:HA	2.53	0.44
1:A:250:VAL:HA	1:A:254:GLU:OE1	2.18	0.44
1:A:83:TYR:O	1:A:86:LEU:HB3	2.18	0.44
2:B:1:MET:O	2:B:2:ARG:HB2	2.16	0.44
2:B:272:PRO:C	2:B:273:LEU:HD22	2.38	0.44
1:A:69:ASP:OD1	1:A:145:THR:HB	2.18	0.44
1:A:298:PRO:HB3	1:A:307:PRO:HD2	1.99	0.44
1:A:319:TYR:HE2	1:A:328:VAL:CG1	2.30	0.44
1:A:31:GLN:N	1:A:35:GLN:O	2.49	0.44
1:A:420:GLU:O	1:A:423:GLU:HB3	2.18	0.44
1:A:11:GLN:HB3	3:A:501:GTP:C8	2.53	0.44
2:B:385:PHE:HZ	2:B:408:PHE:HB3	1.83	0.44
1:A:56:THR:OG1	1:A:60:LYS:HB3	2.18	0.44
2:B:211:CYS:HA	2:B:215:LEU:CB	2.38	0.44
1:A:152:LEU:O	1:A:155:GLU:HB3	2.18	0.44
1:A:214:ARG:HA	1:A:219:ILE:N	2.32	0.44
1:A:204:LEU:HD13	1:A:231:ILE:CD1	2.48	0.44
1:A:276:ILE:HG13	1:A:369:ALA:HB3	2.00	0.44
1:A:407:TRP:CE2	2:B:255:VAL:HG22	2.53	0.44
1:A:56:THR:HG21	1:A:60:LYS:CB	2.43	0.44
2:B:43:GLN:O	2:B:47:ILE:HB	2.18	0.44
1:A:265:ILE:O	1:A:265:ILE:HG13	2.17	0.44

Continued on next page...

Continued from previous page...

Atom-1	Atom-2	Interatomic distance (Å)	Clash overlap (Å)
1:A:320:ARG:NE	1:A:360:PRO:HA	2.33	0.44
2:B:318:ARG:N	2:B:364:ALA:HB3	2.33	0.44
2:B:80:PRO:O	2:B:81:PHE:HB2	2.18	0.44
1:A:321:GLY:HA2	1:A:359:PRO:HD3	2.00	0.43
1:A:88:HIS:HB3	1:A:91:GLN:CG	2.48	0.43
2:B:167:PHE:CE1	2:B:200:MET:HB2	2.53	0.43
2:B:169:VAL:HA	2:B:202:ILE:CB	2.38	0.43
1:A:136:LEU:HD23	1:A:167:LEU:CB	2.47	0.43
1:A:184:PRO:O	1:A:188:ILE:HG13	2.18	0.43
1:A:219:ILE:HD11	1:A:367:ASP:OD2	2.18	0.43
2:B:62:ARG:HB2	2:B:62:ARG:CZ	2.41	0.43
2:B:161:ASP:OD1	2:B:162:ARG:HG2	2.18	0.43
2:B:258:ILE:HD11	2:B:263:LEU:H	1.82	0.43
2:B:317:PHE:CE2	2:B:326:VAL:HG13	2.53	0.43
2:B:7:ILE:HG13	2:B:64:ILE:HD12	1.99	0.43
1:A:3:GLU:CB	1:A:132:LEU:HA	2.43	0.43
1:A:153:LEU:HA	1:A:156:ARG:CZ	2.48	0.43
1:A:23:LEU:O	1:A:26:LEU:HB3	2.18	0.43
1:A:70:LEU:CD2	1:A:95:GLY:HA3	2.48	0.43
2:B:253:LEU:O	2:B:257:LEU:N	2.50	0.43
2:B:70:PRO:HD3	2:B:93:GLY:O	2.17	0.43
1:A:104:ALA:HB1	1:A:108:TYR:CD2	2.51	0.43
1:A:194:LEU:HD21	1:A:267:PHE:HZ	1.83	0.43
1:A:214:ARG:HA	1:A:219:ILE:H	1.83	0.43
1:A:237:SER:OG	1:A:320:ARG:HD2	2.18	0.43
1:A:311:LYS:N	1:A:381:SER:OG	2.51	0.43
2:B:173:PRO:HA	2:B:380:ARG:HD2	2.00	0.43
2:B:231:ALA:C	2:B:234:SER:HG	2.21	0.43
1:A:99:ALA:CA	1:A:105:ARG:HD3	2.49	0.43
1:A:386:GLU:O	1:A:389:SER:HB2	2.19	0.43
1:A:386:GLU:O	1:A:389:SER:N	2.51	0.43
1:A:415:GLU:HA	1:A:418:PHE:CD2	2.43	0.43
1:A:416:GLY:O	1:A:420:GLU:HB3	2.18	0.43
2:B:100:ASN:ND2	2:B:398:TYR:HA	2.33	0.43
2:B:41:ASP:O	2:B:45:GLU:N	2.51	0.43
2:B:65:LEU:HD13	2:B:89:ASN:O	2.19	0.43
1:A:93:ILE:CG2	1:A:117:LEU:HD23	2.47	0.43
1:A:281:ALA:HB2	1:A:369:ALA:CB	2.48	0.43
2:B:224:ASP:OD1	2:B:224:ASP:N	2.51	0.43
1:A:331:SER:O	1:A:334:THR:HB	2.19	0.43
1:A:5:ILE:HG22	1:A:64:ARG:CB	2.47	0.43

Continued on next page...

Continued from previous page...

Atom-1	Atom-2	Interatomic distance (Å)	Clash overlap (Å)
2:B:99:ASN:CG	2:B:143:THR:HG23	2.39	0.43
1:A:194:LEU:O	1:A:198:THR:HG23	2.18	0.42
2:B:182:PRO:HB3	2:B:385:PHE:HB2	2.00	0.42
2:B:65:LEU:HD13	2:B:89:ASN:CB	2.49	0.42
1:A:102:ASN:HB3	1:A:105:ARG:HB3	2.02	0.42
1:A:298:PRO:CG	1:A:308:ARG:HG3	2.49	0.42
2:B:97:ALA:C	2:B:103:LYS:HD2	2.40	0.42
2:B:250:LEU:HA	2:B:253:LEU:HB2	2.01	0.42
1:A:212:ILE:O	1:A:216:ASN:N	2.46	0.42
1:A:246:GLY:HA2	1:A:356:ASN:HA	2.01	0.42
1:A:58:ALA:O	1:A:60:LYS:N	2.52	0.42
2:B:232:ALA:O	2:B:236:VAL:HG13	2.19	0.42
2:B:237:THR:O	2:B:237:THR:HG22	2.19	0.42
2:B:52:ASN:N	2:B:60:VAL:O	2.52	0.42
2:B:286:VAL:O	2:B:290:THR:OG1	2.25	0.42
2:B:42:LEU:HA	2:B:45:GLU:HG2	2.00	0.42
2:B:47:ILE:HG12	2:B:51:TYR:HB2	2.00	0.42
2:B:67:ASP:OD2	2:B:72:THR:HB	2.20	0.42
2:B:32:PRO:HB3	2:B:81:PHE:HD1	1.85	0.42
1:A:134:GLY:HA3	1:A:165:SER:HB2	2.01	0.42
1:A:241:SER:HB2	1:A:249:ASN:HB3	2.01	0.42
1:A:314:ALA:O	1:A:379:SER:HA	2.19	0.42
1:A:344:VAL:HG23	1:A:344:VAL:O	2.20	0.42
1:A:402:ARG:HD3	1:A:402:ARG:HA	1.81	0.42
1:A:75:ILE:O	1:A:79:ARG:HD3	2.19	0.42
1:A:407:TRP:CD2	2:B:255:VAL:HG13	2.54	0.42
2:B:276:ARG:HA	2:B:276:ARG:NE	2.35	0.42
2:B:74:ASP:O	2:B:77:ARG:HB3	2.19	0.42
1:A:276:ILE:HD12	1:A:280:LYS:C	2.40	0.42
1:A:407:TRP:CZ2	2:B:255:VAL:HG22	2.55	0.42
1:A:14:ILE:HD11	1:A:74:VAL:CG2	2.48	0.42
2:B:138:SER:HB2	2:B:169:VAL:HB	2.01	0.42
2:B:385:PHE:O	2:B:389:PHE:CB	2.66	0.42
2:B:403:MET:HG2	2:B:404:ASP:N	2.33	0.42
1:A:231:ILE:HA	1:A:234:VAL:CG1	2.42	0.42
2:B:182:PRO:CB	2:B:385:PHE:HB2	2.49	0.42
2:B:52:ASN:O	2:B:60:VAL:N	2.46	0.42
1:A:15:GLN:CB	3:A:501:GTP:O6	2.68	0.42
1:A:206:ASN:HA	1:A:209:ILE:CD1	2.41	0.42
1:A:4:VAL:HB	1:A:52:PHE:CZ	2.54	0.42
2:B:120:VAL:O	2:B:123:GLU:HB2	2.19	0.42

Continued on next page...

Continued from previous page...

Atom-1	Atom-2	Interatomic distance (Å)	Clash overlap (Å)
1:A:155:GLU:HA	1:A:197:HIS:CE1	2.55	0.42
1:A:4:VAL:HB	1:A:52:PHE:HE1	1.83	0.41
2:B:152:ILE:O	2:B:156:ARG:HB3	2.17	0.41
2:B:156:ARG:HB2	2:B:164:MET:HE1	2.01	0.41
2:B:285:THR:O	2:B:288:GLU:HB3	2.20	0.41
1:A:392:ASP:OD1	1:A:422:ARG:HG3	2.21	0.41
2:B:116:VAL:HG21	2:B:147:MET:CE	2.50	0.41
2:B:5:VAL:HA	2:B:62:ARG:O	2.20	0.41
2:B:73:MET:CE	2:B:92:PHE:HB3	2.47	0.41
1:A:169:PHE:CD1	1:A:202:VAL:HG12	2.55	0.41
1:A:214:ARG:HA	1:A:219:ILE:HB	2.02	0.41
1:A:20:CYS:O	1:A:23:LEU:HB3	2.20	0.41
1:A:338:LYS:HD2	1:A:341:ILE:CG1	2.50	0.41
1:A:341:ILE:HG22	1:A:343:PHE:CE1	2.55	0.41
2:B:187:LEU:HD11	2:B:408:PHE:CZ	2.55	0.41
1:A:191:THR:HA	1:A:194:LEU:HB3	2.01	0.41
1:A:23:LEU:HD13	1:A:232:ALA:HB1	2.01	0.41
2:B:230:SER:O	2:B:234:SER:OG	2.38	0.41
2:B:183:TYR:OH	2:B:389:PHE:N	2.53	0.41
2:B:41:ASP:O	2:B:44:LEU:N	2.51	0.41
1:A:99:ALA:HB3	3:A:501:GTP:O1G	2.21	0.41
2:B:166:THR:N	2:B:198:GLU:O	2.42	0.41
2:B:258:ILE:CD1	2:B:261:PRO:HA	2.50	0.41
2:B:418:LEU:O	2:B:421:GLU:HB3	2.21	0.41
2:B:21:TRP:CE2	2:B:63:ALA:HB2	2.55	0.41
1:A:416:GLY:O	1:A:420:GLU:HB2	2.21	0.41
1:A:5:ILE:O	1:A:136:LEU:N	2.46	0.41
2:B:12:CYS:CB	5:B:501:GDP:C4	2.98	0.41
1:A:111:GLY:O	1:A:115:VAL:HG23	2.21	0.41
1:A:183:GLU:HB2	1:A:184:PRO:HD3	2.03	0.41
1:A:194:LEU:CD2	1:A:198:THR:HG21	2.51	0.41
1:A:213:CYS:O	1:A:219:ILE:HG12	2.21	0.41
1:A:317:MET:HG2	1:A:317:MET:O	2.21	0.41
1:A:265:ILE:HB	1:A:432:TYR:CE1	2.55	0.41
1:A:23:LEU:CD1	1:A:232:ALA:HB1	2.51	0.41
1:A:9:VAL:HG12	1:A:146:GLY:CA	2.50	0.41
2:B:327:ASP:N	2:B:327:ASP:OD1	2.54	0.41
1:A:181:VAL:HG13	2:B:346:PRO:O	2.20	0.41
1:A:324:VAL:HB	1:A:327:ASP:OD2	2.21	0.41
2:B:258:ILE:HD13	2:B:261:PRO:HA	2.03	0.41
2:B:315:ALA:O	2:B:316:LEU:HD22	2.21	0.41

Continued on next page...

Continued from previous page...

Atom-1	Atom-2	Interatomic distance (Å)	Clash overlap (Å)
2:B:4:ILE:HG12	2:B:50:TYR:HE1	1.85	0.41
1:A:388:PHE:O	1:A:391:LEU:HB3	2.21	0.41
2:B:211:CYS:O	2:B:215:LEU:HB2	2.21	0.41
2:B:310:TYR:HB2	2:B:340:TYR:O	2.21	0.41
2:B:392:LYS:HD2	2:B:395:LEU:CD2	2.51	0.41
2:B:47:ILE:HD11	2:B:51:TYR:HD2	1.86	0.41
2:B:103:LYS:HG2	2:B:108:GLU:OE1	2.21	0.41
2:B:64:ILE:CD1	2:B:120:VAL:HG22	2.43	0.41
2:B:186:THR:HG22	2:B:411:ALA:CB	2.51	0.41
2:B:345:ILE:HG22	2:B:348:ASN:HB3	2.03	0.41
1:A:150:GLY:O	1:A:153:LEU:HB3	2.20	0.40
1:A:334:THR:HA	1:A:337:THR:OG1	2.21	0.40
1:A:368:LEU:HD12	1:A:369:ALA:N	2.36	0.40
1:A:69:ASP:OD1	1:A:70:LEU:N	2.54	0.40
2:B:132:GLY:HA3	2:B:163:ILE:CG2	2.49	0.40
2:B:139:LEU:HG	2:B:168:SER:HB2	2.02	0.40
2:B:8:GLN:OE1	2:B:17:GLY:HA3	2.21	0.40
2:B:20:PHE:CE2	2:B:24:ILE:HD11	2.55	0.40
2:B:252:LYS:O	2:B:256:ASN:ND2	2.53	0.40
2:B:190:HIS:O	2:B:193:VAL:HG22	2.20	0.40
2:B:7:ILE:CG1	2:B:64:ILE:HB	2.38	0.40
2:B:87:PRO:O	2:B:90:PHE:HD2	2.04	0.40
1:A:217:LEU:CD2	1:A:275:ILE:HB	2.51	0.40
1:A:392:ASP:O	1:A:396:ASP:CB	2.53	0.40
1:A:427:ALA:O	1:A:430:LYS:HB3	2.21	0.40
1:A:407:TRP:CD1	2:B:255:VAL:HG13	2.56	0.40
1:A:3:GLU:HB3	1:A:132:LEU:HD23	2.03	0.40
1:A:312:TYR:O	1:A:343:PHE:HA	2.22	0.40
1:A:312:TYR:HD1	1:A:381:SER:HB2	1.85	0.40
2:B:113:ILE:HD12	2:B:147:MET:CE	2.47	0.40
2:B:168:SER:C	2:B:202:ILE:HD12	2.42	0.40
2:B:168:SER:N	2:B:202:ILE:HD12	2.36	0.40
2:B:288:GLU:OE1	2:B:289:LEU:HG	2.22	0.40
2:B:304:ASP:CG	2:B:306:ARG:HB2	2.42	0.40
1:A:256:GLN:HG3	1:A:257:THR:N	2.37	0.40
2:B:183:TYR:HE1	2:B:389:PHE:CD1	2.39	0.40

There are no symmetry-related clashes.

5.3 Torsion angles

5.3.1 Protein backbone

In the following table, the Percentiles column shows the percent Ramachandran outliers of the chain as a percentile score with respect to all PDB entries followed by that with respect to all EM entries.

The Analysed column shows the number of residues for which the backbone conformation was analysed, and the total number of residues.

Mol	Chain	Analysed	Favoured	Allowed	Outliers	Percentiles	
1	A	439/441 (100%)	377 (86%)	59 (13%)	3 (1%)	25	68
2	B	427/429 (100%)	388 (91%)	38 (9%)	1 (0%)	51	85
All	All	866/870 (100%)	765 (88%)	97 (11%)	4 (0%)	37	74

All (4) Ramachandran outliers are listed below:

Mol	Chain	Res	Type
1	A	49	PHE
1	A	344	VAL
1	A	143	GLY
2	B	142	GLY

5.3.2 Protein sidechains

In the following table, the Percentiles column shows the percent sidechain outliers of the chain as a percentile score with respect to all PDB entries followed by that with respect to all EM entries.

The Analysed column shows the number of residues for which the sidechain conformation was analysed, and the total number of residues.

Mol	Chain	Analysed	Rotameric	Outliers	Percentiles	
1	A	371/371 (100%)	365 (98%)	6 (2%)	68	85
2	B	365/365 (100%)	362 (99%)	3 (1%)	85	92
All	All	736/736 (100%)	727 (99%)	9 (1%)	77	88

All (9) residues with a non-rotameric sidechain are listed below:

Mol	Chain	Res	Type
1	A	84	ARG
1	A	128	ASN

Continued on next page...

Continued from previous page...

Mol	Chain	Res	Type
1	A	224	TYR
1	A	268	MET
1	A	283	HIS
1	A	380	ASN
2	B	222	TYR
2	B	281	TYR
2	B	332	ASN

Some sidechains can be flipped to improve hydrogen bonding and reduce clashes. All (21) such sidechains are listed below:

Mol	Chain	Res	Type
1	A	31	GLN
1	A	101	ASN
1	A	107	HIS
1	A	186	ASN
1	A	380	ASN
2	B	28	HIS
2	B	37	HIS
2	B	52	ASN
2	B	184	ASN
2	B	191	GLN
2	B	195	ASN
2	B	256	ASN
2	B	332	ASN
2	B	334	GLN
2	B	335	ASN
2	B	347	ASN
2	B	375	GLN
2	B	396	HIS
2	B	414	ASN
2	B	416	ASN
2	B	426	GLN

5.3.3 RNA ⓘ

There are no RNA molecules in this entry.

5.4 Non-standard residues in protein, DNA, RNA chains ⓘ

There are no non-standard protein/DNA/RNA residues in this entry.

5.5 Carbohydrates

There are no carbohydrates in this entry.

5.6 Ligand geometry

Of 3 ligands modelled in this entry, 1 is monoatomic - leaving 2 for Mogul analysis.

In the following table, the Counts columns list the number of bonds (or angles) for which Mogul statistics could be retrieved, the number of bonds (or angles) that are observed in the model and the number of bonds (or angles) that are defined in the chemical component dictionary. The Link column lists molecule types, if any, to which the group is linked. The Z score for a bond length (or angle) is the number of standard deviations the observed value is removed from the expected value. A bond length (or angle) with $|Z| > 2$ is considered an outlier worth inspection. RMSZ is the root-mean-square of all Z scores of the bond lengths (or angles).

Mol	Type	Chain	Res	Link	Bond lengths			Bond angles		
					Counts	RMSZ	$\# Z > 2$	Counts	RMSZ	$\# Z > 2$
3	GTP	A	501	1	27,34,34	1.24	4 (14%)	24,54,54	1.52	2 (8%)
5	GDP	B	501	2	25,30,30	1.29	4 (16%)	23,47,47	1.58	5 (21%)

In the following table, the Chirals column lists the number of chiral outliers, the number of chiral centers analysed, the number of these observed in the model and the number defined in the chemical component dictionary. Similar counts are reported in the Torsion and Rings columns. '-' means no outliers of that kind were identified.

Mol	Type	Chain	Res	Link	Chirals	Torsions	Rings
3	GTP	A	501	1	-	0/18/38/38	0/3/3/3
5	GDP	B	501	2	-	0/12/32/32	0/3/3/3

All (8) bond length outliers are listed below:

Mol	Chain	Res	Type	Atoms	Z	Observed(Å)	Ideal(Å)
3	A	501	GTP	O4'-C1'	2.19	1.44	1.41
5	B	501	GDP	O4'-C1'	2.35	1.44	1.41
3	A	501	GTP	C6-N1	2.53	1.40	1.36
3	A	501	GTP	C2-N1	2.55	1.40	1.36
5	B	501	GDP	C2-N1	2.66	1.40	1.36
5	B	501	GDP	C6-N1	2.72	1.40	1.36
3	A	501	GTP	PG-O1G	3.08	1.61	1.50
5	B	501	GDP	PB-O1B	3.13	1.61	1.50

All (7) bond angle outliers are listed below:

Mol	Chain	Res	Type	Atoms	Z	Observed(°)	Ideal(°)
5	B	501	GDP	C4-C5-N7	-2.40	107.09	109.41
3	A	501	GTP	C4'-O4'-C1'	-2.30	107.32	109.77
5	B	501	GDP	C2'-C3'-C4'	-2.30	98.15	102.62
5	B	501	GDP	C4'-O4'-C1'	-2.16	107.47	109.77
5	B	501	GDP	C5'-C4'-C3'	-2.10	107.28	115.29
3	A	501	GTP	C2-N3-C4	5.03	121.03	115.16
5	B	501	GDP	C2-N3-C4	5.19	121.21	115.16

There are no chirality outliers.

There are no torsion outliers.

There are no ring outliers.

2 monomers are involved in 61 short contacts:

Mol	Chain	Res	Type	Clashes	Symm-Clashes
3	A	501	GTP	41	0
5	B	501	GDP	20	0

5.7 Other polymers [i](#)

There are no such residues in this entry.

5.8 Polymer linkage issues [i](#)

The following chains have linkage breaks:

Mol	Chain	Number of breaks
1	A	1

All chain breaks are listed below:

Model	Chain	Residue-1	Atom-1	Residue-2	Atom-2	Distance (Å)
1	A	35:GLN	C	36:MET	N	1.15