



# Full wwPDB X-ray Structure Validation Report ⓘ

Feb 15, 2017 – 08:56 am GMT

PDB ID : 4V4T  
Title : Crystal structure of the whole ribosomal complex with a stop codon in the A-site.  
Authors : Petry, S.; Brodersen, D.E.; Murphy IV, F.V.; Dunham, C.M.; Selmer, M.; Tarry, M.J.; Kelley, A.C.; Ramakrishnan, V.  
Deposited on : 2005-10-12  
Resolution : 6.46 Å(reported)

This is a Full wwPDB X-ray Structure Validation Report for a publicly released PDB entry.

We welcome your comments at [validation@mail.wwpdb.org](mailto:validation@mail.wwpdb.org)

A user guide is available at

<http://wwpdb.org/validation/2016/XrayValidationReportHelp>

with specific help available everywhere you see the ⓘ symbol.

---

The following versions of software and data (see [references ⓘ](#)) were used in the production of this report:

MolProbity	:	4.02b-467
Mogul	:	1.7.2 (RC1), CSD as538be (2017)
Xtriage (Phenix)	:	1.9-1692
EDS	:	trunk28620
Percentile statistics	:	20161228.v01 (using entries in the PDB archive December 28th 2016)
Refmac	:	5.8.0135
CCP4	:	6.5.0
Ideal geometry (proteins)	:	Engh & Huber (2001)
Ideal geometry (DNA, RNA)	:	Parkinson et al. (1996)
Validation Pipeline (wwPDB-VP)	:	recalc28972



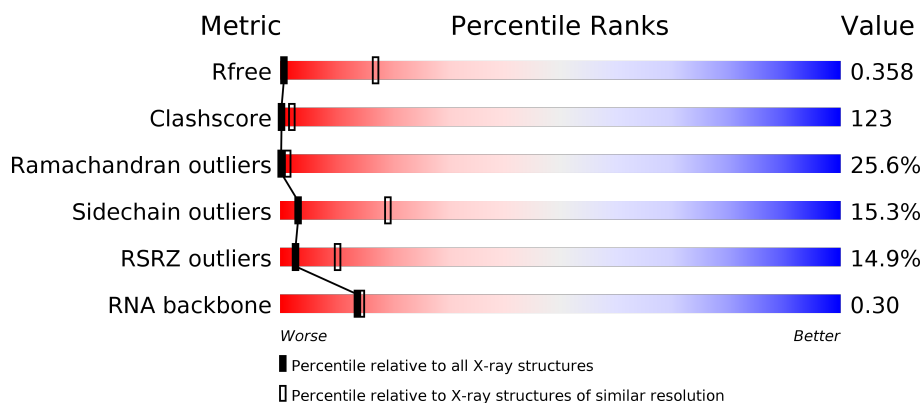
# 1 Overall quality at a glance

The following experimental techniques were used to determine the structure:

## *X-RAY DIFFRACTION*

The reported resolution of this entry is 6.46 Å.

Percentile scores (ranging between 0-100) for global validation metrics of the entry are shown in the following graphic. The table shows the number of entries on which the scores are based.



Metric	Whole archive (#Entries)	Similar resolution (#Entries, resolution range(Å))
$R_{free}$	100719	1098 (9.00-3.70)
Clashscore	112137	1031 (9.00-3.80)
Ramachandran outliers	110173	1000 (9.00-3.76)
Sidechain outliers	110143	1096 (9.00-3.70)
RSRZ outliers	101464	1000 (9.00-3.72)
RNA backbone	2435	1053 (10.00-2.90)

The table below summarises the geometric issues observed across the polymeric chains and their fit to the electron density. The red, orange, yellow and green segments on the lower bar indicate the fraction of residues that contain outliers for  $\geq 3$ , 2, 1 and 0 types of geometric quality criteria. A grey segment represents the fraction of residues that are not modelled. The numeric value for each fraction is indicated below the corresponding segment, with a dot representing fractions  $\leq 5\%$ . The upper red bar (where present) indicates the fraction of residues that have poor fit to the electron density. The numeric value is given above the bar.

Mol	Chain	Length	Quality of chain
1	AA	1522	
2	AV	76	
3	AW	76	
4	AX	18	

*Continued on next page...*



Continued from previous page...

Mol	Chain	Length	Quality of chain
5	AB	256	
6	AC	239	
7	AD	209	
8	AE	162	
9	AF	101	
10	AG	156	
11	AH	138	
12	AI	128	
13	AJ	105	
14	AK	129	
15	AL	135	
16	AM	126	
17	AN	61	
18	AO	89	
19	AP	88	
20	AQ	105	
21	AR	88	
22	AS	93	
23	AT	106	
24	AU	27	
25	BB	123	
26	BA	2916	
27	BD	173	
28	BE	338	
29	BF	246	

Continued on next page...



Continued from previous page...

Mol	Chain	Length	Quality of chain
30	BG	176	
31	BH	177	
32	BI	149	
33	BN	145	
34	BO	122	
35	BP	164	
36	BQ	138	
37	BS	186	
38	BT	66	
39	BW	113	
40	BX	84	
41	BY	119	
42	BZ	253	
43	BR	118	
44	BU	118	
45	BV	100	
46	B2	70	
47	B3	60	
48	B0	91	
49	B4	73	
50	B5	60	
51	B6	82	
52	B7	47	
53	B8	64	
54	B9	36	

Continued on next page...



*Continued from previous page...*

Mol	Chain	Length	Quality of chain
55	BK	141	

The following table lists non-polymeric compounds, carbohydrate monomers and non-standard residues in protein, DNA, RNA chains that are outliers for geometric or electron-density-fit criteria:

Mol	Type	Chain	Res	Chirality	Geometry	Clashes	Electron density
3	YYG	AW	37	X	-	X	-



## 2 Entry composition

There are 55 unique types of molecules in this entry. The entry contains 142447 atoms, of which 0 are hydrogens and 0 are deuteriums.

In the tables below, the ZeroOcc column contains the number of atoms modelled with zero occupancy, the AltConf column contains the number of residues with at least one atom in alternate conformation and the Trace column contains the number of residues modelled with at most 2 atoms.

- Molecule 1 is a RNA chain called 16S ribosomal RNA.

Mol	Chain	Residues	Atoms					ZeroOcc	AltConf	Trace
1	AA	1515	Total	C	N	O	P	0	0	0
			32551	14490	6022	10525	1514			

There are 3 discrepancies between the modelled and reference sequences:

Chain	Residue	Modelled	Actual	Comment	Reference
AA	416	G	-	INSERTION	GB 155076
AA	905	U	-	INSERTION	GB 155076
AA	1395	C	-	INSERTION	GB 155076

- Molecule 2 is a RNA chain called P-site tRNA (Phe).

Mol	Chain	Residues	Atoms					ZeroOcc	AltConf	Trace
2	AV	76	Total	C	N	O	P	0	0	0
			1622	725	293	529	75			

- Molecule 3 is a RNA chain called E-site tRNA (Phe).

Mol	Chain	Residues	Atoms					ZeroOcc	AltConf	Trace
3	AW	76	Total	C	N	O	P	0	0	0
			1638	736	294	533	75			

- Molecule 4 is a RNA chain called 5'-D(\*AP\*UP\*GP\*UP\*UP\*CP\*UP\*AP\*GP\*UP\*AP\*C  
P\*AP\*AP\*UP\*AP\*AP\*U)-3'.

Mol	Chain	Residues	Atoms					ZeroOcc	AltConf	Trace
4	AX	17	Total	C	N	O	P	0	0	11
			136	56	19	44	17			

- Molecule 5 is a protein called 30S ribosomal protein S2.



Mol	Chain	Residues	Atoms					ZeroOcc	AltConf	Trace
5	AB	234	Total	C	N	O	S	0	0	0
			1900	1213	341	341	5			

- Molecule 6 is a protein called 30S ribosomal protein S3.

Mol	Chain	Residues	Atoms					ZeroOcc	AltConf	Trace
6	AC	206	Total	C	N	O	S	0	0	0
			1612	1016	314	281	1			

- Molecule 7 is a protein called 30S ribosomal protein S4.

Mol	Chain	Residues	Atoms					ZeroOcc	AltConf	Trace
7	AD	208	Total	C	N	O	S	0	0	0
			1703	1066	339	291	7			

- Molecule 8 is a protein called 30S ribosomal protein S5.

Mol	Chain	Residues	Atoms					ZeroOcc	AltConf	Trace
8	AE	150	Total	C	N	O	S	0	0	0
			1146	724	217	201	4			

- Molecule 9 is a protein called 30S ribosomal protein S6.

Mol	Chain	Residues	Atoms					ZeroOcc	AltConf	Trace
9	AF	101	Total	C	N	O	S	0	0	0
			843	531	155	154	3			

- Molecule 10 is a protein called 30S ribosomal protein S7.

Mol	Chain	Residues	Atoms					ZeroOcc	AltConf	Trace
10	AG	155	Total	C	N	O	S	0	0	0
			1257	781	252	218	6			

- Molecule 11 is a protein called 30S ribosomal protein S8.

Mol	Chain	Residues	Atoms					ZeroOcc	AltConf	Trace
11	AH	138	Total	C	N	O	S	0	0	0
			1116	705	215	193	3			

- Molecule 12 is a protein called 30S ribosomal protein S9.



Mol	Chain	Residues	Atoms				ZeroOcc	AltConf	Trace
12	AI	127	Total	C	N	O			
			1011	639	198	174	0	0	0

- Molecule 13 is a protein called 30S ribosomal protein S10.

Mol	Chain	Residues	Atoms					ZeroOcc	AltConf	Trace
13	AJ	98	Total	C	N	O	S			
			794	499	156	138	1	0	0	0

- Molecule 14 is a protein called 30S ribosomal protein S11.

Mol	Chain	Residues	Atoms					ZeroOcc	AltConf	Trace
14	AK	119	Total	C	N	O	S			
			885	549	168	165	3	0	0	0

- Molecule 15 is a protein called 30S ribosomal protein S12.

Mol	Chain	Residues	Atoms					ZeroOcc	AltConf	Trace
15	AL	124	Total	C	N	O	S			
			970	611	195	163	1	0	0	0

- Molecule 16 is a protein called 30S ribosomal protein S13.

Mol	Chain	Residues	Atoms					ZeroOcc	AltConf	Trace
16	AM	125	Total	C	N	O	S			
			997	617	207	171	2	0	0	0

- Molecule 17 is a protein called 30S ribosomal protein S14.

Mol	Chain	Residues	Atoms					ZeroOcc	AltConf	Trace
17	AN	60	Total	C	N	O	S			
			492	312	104	72	4	0	0	0

- Molecule 18 is a protein called 30S ribosomal protein S15.

Mol	Chain	Residues	Atoms					ZeroOcc	AltConf	Trace
18	AO	88	Total	C	N	O	S			
			734	459	147	126	2	0	0	0

- Molecule 19 is a protein called 30S ribosomal protein S16.



Mol	Chain	Residues	Atoms					ZeroOcc	AltConf	Trace
19	AP	83	Total	C	N	O	S	0	0	0
			700	443	139	117	1			

- Molecule 20 is a protein called 30S ribosomal protein S17.

Mol	Chain	Residues	Atoms					ZeroOcc	AltConf	Trace
20	AQ	104	Total	C	N	O	S	0	0	0
			857	547	161	147	2			

- Molecule 21 is a protein called 30S ribosomal protein S18.

Mol	Chain	Residues	Atoms					ZeroOcc	AltConf	Trace
21	AR	73	Total	C	N	O		0	0	0
			597	380	118	99				

- Molecule 22 is a protein called 30S ribosomal protein S19.

Mol	Chain	Residues	Atoms					ZeroOcc	AltConf	Trace
22	AS	80	Total	C	N	O	S	0	0	0
			647	414	119	112	2			

- Molecule 23 is a protein called 30S ribosomal protein S20.

Mol	Chain	Residues	Atoms					ZeroOcc	AltConf	Trace
23	AT	99	Total	C	N	O	S	0	0	0
			762	469	162	129	2			

- Molecule 24 is a protein called 30S ribosomal protein Thx.

Mol	Chain	Residues	Atoms					ZeroOcc	AltConf	Trace
24	AU	24	Total	C	N	O		0	0	0
			208	128	50	30				

- Molecule 25 is a RNA chain called 5S ribosomal RNA.

Mol	Chain	Residues	Atoms					ZeroOcc	AltConf	Trace
25	BB	123	Total	C	N	O	P	0	0	0
			2637	1175	488	852	122			

There is a discrepancy between the modelled and reference sequences:



Chain	Residue	Modelled	Actual	Comment	Reference
BB	-1	A	-	INSERTION	GB 48271

- Molecule 26 is a RNA chain called 23S ribosomal RNA.

Mol	Chain	Residues	Atoms					ZeroOcc	AltConf	Trace
26	BA	2814	Total	C	N	O	P	0	0	0
			60600	26974	11331	19482	2813			

There is a discrepancy between the modelled and reference sequences:

Chain	Residue	Modelled	Actual	Comment	Reference
BA	493	G	-	INSERTION	GB 48268

- Molecule 27 is a protein called 50S ribosomal protein L2.

Mol	Chain	Residues	Atoms					ZeroOcc	AltConf	Trace
27	BD	173	Total	C	N	O	S	0	0	0
			1308	820	246	236	6			

- Molecule 28 is a protein called 50S ribosomal protein L3.

Mol	Chain	Residues	Atoms					ZeroOcc	AltConf	Trace
28	BE	191	Total	C	N	O	S	0	0	0
			1507	940	290	273	4			

- Molecule 29 is a protein called 50S ribosomal protein L4.

Mol	Chain	Residues	Atoms					ZeroOcc	AltConf	Trace
29	BF	189	Total	C	N	O	S	0	0	0
			1430	872	255	302	1			

- Molecule 30 is a protein called 50S ribosomal protein L5.

Mol	Chain	Residues	Atoms					ZeroOcc	AltConf	Trace
30	BG	122	Total	C	N	O	S	0	0	0
			957	597	176	180	4			

- Molecule 31 is a protein called 50S ribosomal protein L6.

Mol	Chain	Residues	Atoms					ZeroOcc	AltConf	Trace
31	BH	164	Total	C	N	O	S	0	0	0
			1251	787	225	237	2			



- Molecule 32 is a protein called 50S ribosomal protein L9.

Mol	Chain	Residues	Atoms					ZeroOcc	AltConf	Trace
32	BI	148	Total	C	N	O	S	0	0	0
			1145	727	205	212	1			

- Molecule 33 is a protein called 50S ribosomal protein L13.

Mol	Chain	Residues	Atoms					ZeroOcc	AltConf	Trace
33	BN	117	Total	C	N	O	S	0	0	0
			917	570	164	180	3			

- Molecule 34 is a protein called 50S ribosomal protein L14.

Mol	Chain	Residues	Atoms					ZeroOcc	AltConf	Trace
34	BO	122	Total	C	N	O	S	0	0	0
			937	585	180	169	3			

- Molecule 35 is a protein called 50S ribosomal protein L15.

Mol	Chain	Residues	Atoms				ZeroOcc	AltConf	Trace
35	BP	84	Total	C	N	O	0	0	0
			639	391	109	139			

- Molecule 36 is a protein called 50S ribosomal protein L16.

Mol	Chain	Residues	Atoms					ZeroOcc	AltConf	Trace
36	BQ	138	Total	C	N	O	S	0	0	0
			1081	678	208	192	3			

- Molecule 37 is a protein called 50S ribosomal protein L18.

Mol	Chain	Residues	Atoms					ZeroOcc	AltConf	Trace
37	BS	113	Total	C	N	O	S	0	0	0
			866	536	165	164	1			

- Molecule 38 is a protein called 50S ribosomal protein L19.

Mol	Chain	Residues	Atoms					ZeroOcc	AltConf	Trace
38	BT	52	Total	C	N	O	S	0	0	0
			406	242	74	85	5			

- Molecule 39 is a protein called 50S ribosomal protein L22.



Mol	Chain	Residues	Atoms				ZeroOcc	AltConf	Trace
39	BW	108	Total	C	N	O	0	0	0
			860	542	169	149			

- Molecule 40 is a protein called 50S ribosomal protein L23.

Mol	Chain	Residues	Atoms					ZeroOcc	AltConf	Trace
40	BX	76	Total	C	N	O	S	0	0	0
			602	366	102	131	3			

- Molecule 41 is a protein called 50S ribosomal protein 24.

Mol	Chain	Residues	Atoms				ZeroOcc	AltConf	Trace
41	BY	110	Total	C	N	O	0	0	0
			879	531	166	182			

- Molecule 42 is a protein called 50S ribosomal protein CTC.

Mol	Chain	Residues	Atoms					ZeroOcc	AltConf	Trace
42	BZ	177	Total	C	N	O	S	0	0	0
			1360	859	238	257	6			

- Molecule 43 is a protein called 50S ribosomal protein L17.

Mol	Chain	Residues	Atoms				ZeroOcc	AltConf	Trace
43	BR	105	Total	C	N	O	0	0	0
			855	536	174	145			

- Molecule 44 is a protein called 50S ribosomal protein L20.

Mol	Chain	Residues	Atoms					ZeroOcc	AltConf	Trace
44	BU	117	Total	C	N	O	S	0	0	0
			978	608	210	159	1			

- Molecule 45 is a protein called 50S ribosomal protein L21.

Mol	Chain	Residues	Atoms					ZeroOcc	AltConf	Trace
45	BV	100	Total	C	N	O	S	0	0	0
			787	495	146	145	1			

- Molecule 46 is a protein called 50S ribosomal protein L29.



Mol	Chain	Residues	Atoms					ZeroOcc	AltConf	Trace
46	B2	64	Total	C	N	O	S	0	0	0
			494	301	93	99	1			

- Molecule 47 is a protein called 50S ribosomal protein L30.

Mol	Chain	Residues	Atoms					ZeroOcc	AltConf	Trace
47	B3	60	Total	C	N	O	S	0	0	0
			477	303	91	82	1			

- Molecule 48 is a protein called 50S ribosomal protein L27.

Mol	Chain	Residues	Atoms					ZeroOcc	AltConf	Trace
48	B0	86	Total	C	N	O	S	0	0	0
			641	402	124	114	1			

- Molecule 49 is a protein called 50S ribosomal protein L31.

Mol	Chain	Residues	Atoms					ZeroOcc	AltConf	Trace
49	B4	73	Total	C	N	O	S	0	0	0
			604	382	110	108	4			

- Molecule 50 is a protein called 50S ribosomal protein L32.

Mol	Chain	Residues	Atoms					ZeroOcc	AltConf	Trace
50	B5	58	Total	C	N	O	S	0	0	0
			457	281	94	77	5			

- Molecule 51 is a protein called 50S ribosomal protein L33.

Mol	Chain	Residues	Atoms					ZeroOcc	AltConf	Trace
51	B6	53	Total	C	N	O	S	0	0	0
			431	274	80	76	1			

- Molecule 52 is a protein called 50S ribosomal protein L34.

Mol	Chain	Residues	Atoms					ZeroOcc	AltConf	Trace
52	B7	46	Total	C	N	O	S	0	0	0
			383	230	91	60	2			

- Molecule 53 is a protein called 50S ribosomal protein L35.



Mol	Chain	Residues	Atoms					ZeroOcc	AltConf	Trace
53	B8	63	Total	C	N	O	S	0	0	0
			496	312	101	78	5			

- Molecule 54 is a protein called 50S ribosomal protein L36.

Mol	Chain	Residues	Atoms					ZeroOcc	AltConf	Trace
54	B9	35	Total	C	N	O	S	0	0	0
			285	172	64	45	4			

- Molecule 55 is a protein called 50S ribosomal protein L11.

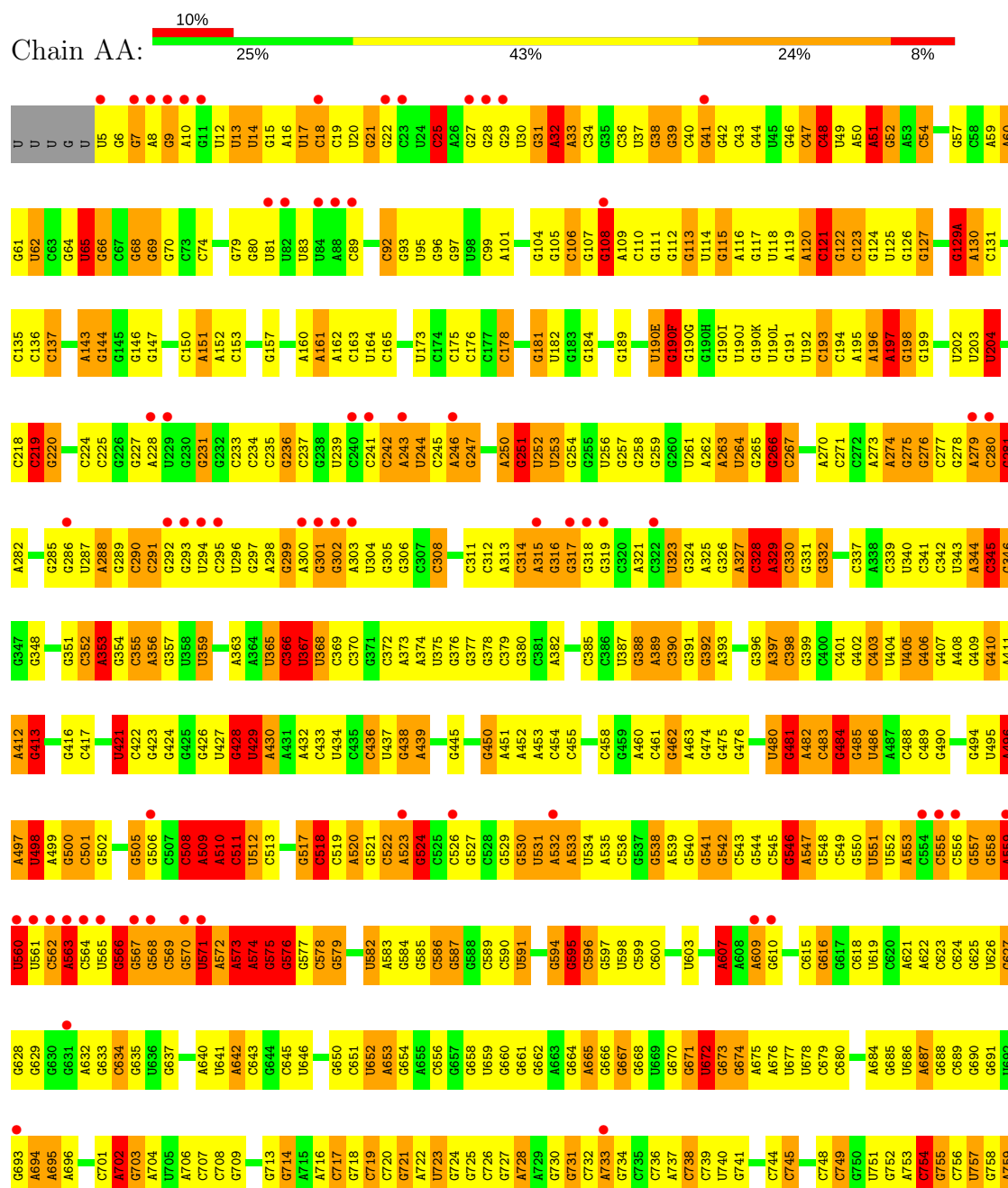
Mol	Chain	Residues	Atoms					ZeroOcc	AltConf	Trace
55	BK	133	Total	C	N	O	S	0	0	0
			999	642	169	182	6			



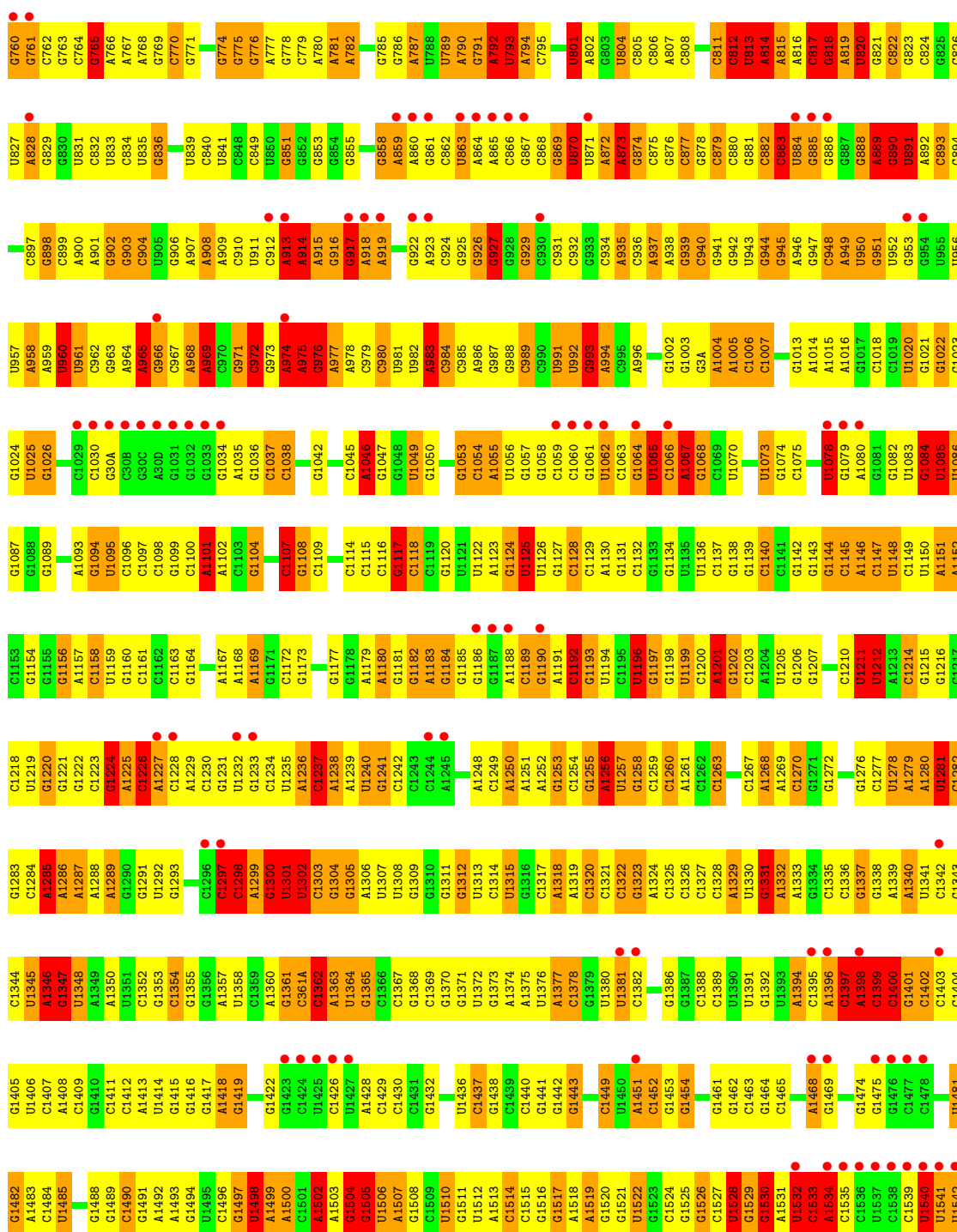
### 3 Residue-property plots

These plots are drawn for all protein, RNA and DNA chains in the entry. The first graphic for a chain summarises the proportions of the various outlier classes displayed in the second graphic. The second graphic shows the sequence view annotated by issues in geometry and electron density. Residues are color-coded according to the number of geometric quality criteria for which they contain at least one outlier: green = 0, yellow = 1, orange = 2 and red = 3 or more. A red dot above a residue indicates a poor fit to the electron density ( $RSRZ > 2$ ). Stretches of 2 or more consecutive residues without any outlier are shown as a green connector. Residues present in the sample, but not in the model, are shown in grey.

- Molecule 1: 16S ribosomal RNA

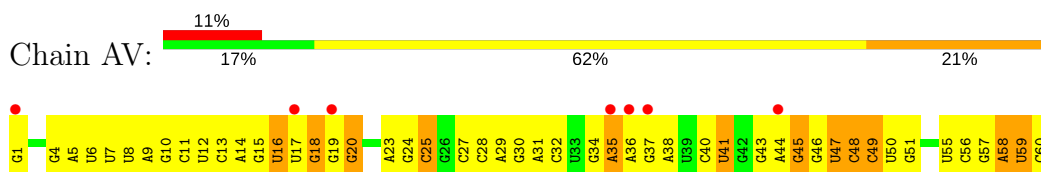




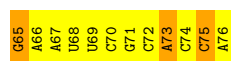


C D

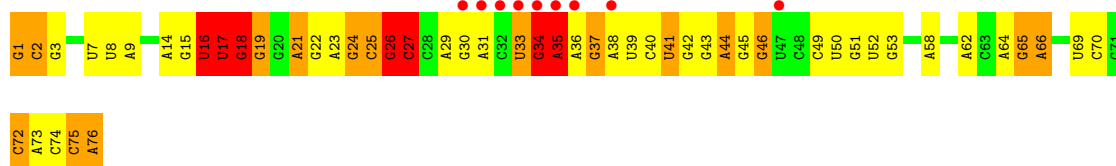
### • Molecule 2: P-site tRNA (Phe)



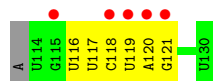




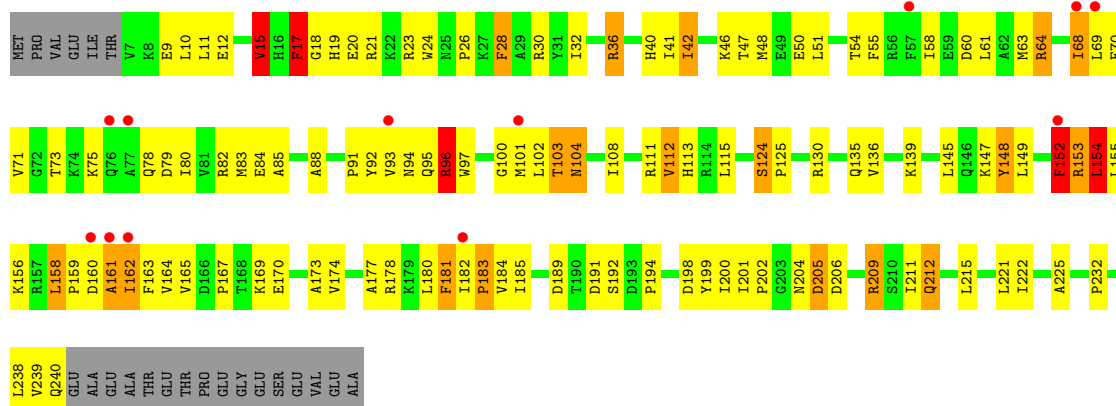
• Molecule 3: E-site tRNA (Phe)



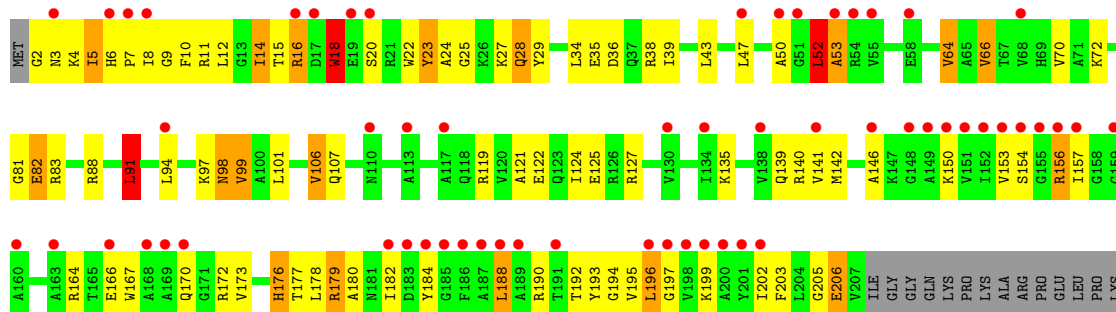
• Molecule 4: 5'-D(\*AP\*UP\*GP\*UP\*UP\*CP\*UP\*AP\*GP\*UP\*AP\*CP\*AP\*AP\*UP\*AP\*AP\*U)-3'



• Molecule 5: 30S ribosomal protein S2



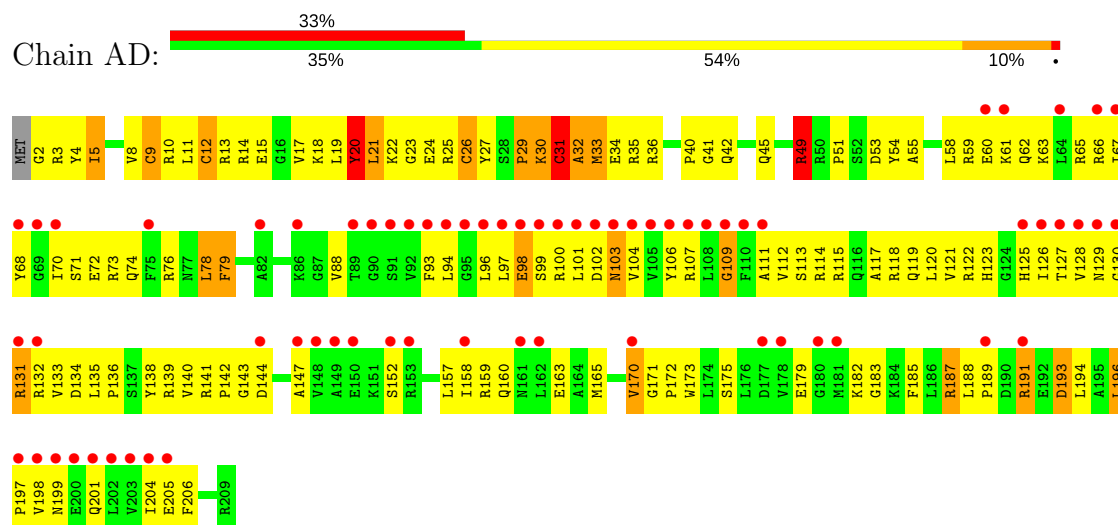
• Molecule 6: 30S ribosomal protein S3



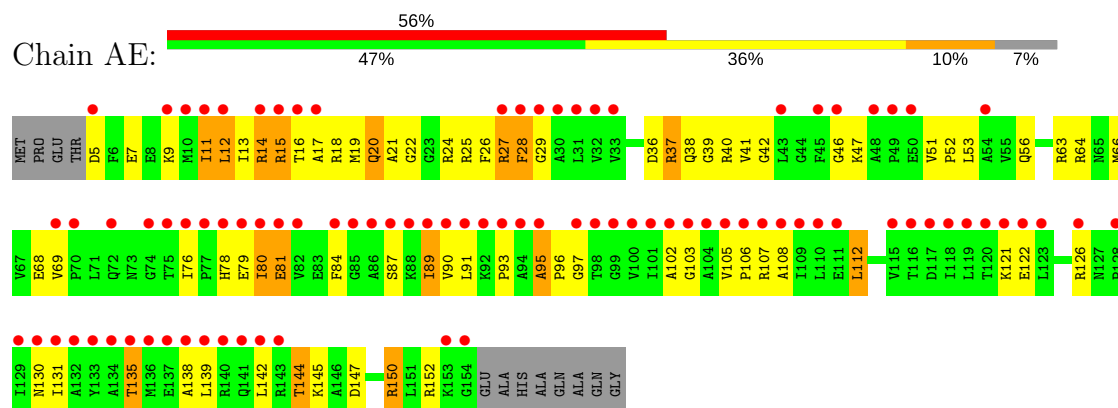


ALA  
GLU  
GLU  
ARG  
ARG  
PRO  
ARG  
ARG  
ARG  
ARG  
ALA  
VAL  
VAL  
VAL  
LYS  
LYS  
GLU  
GLU

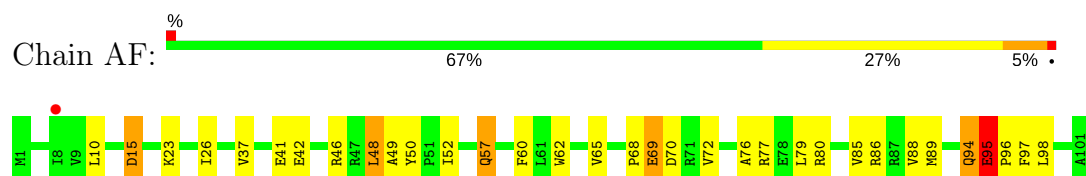
• Molecule 7: 30S ribosomal protein S4



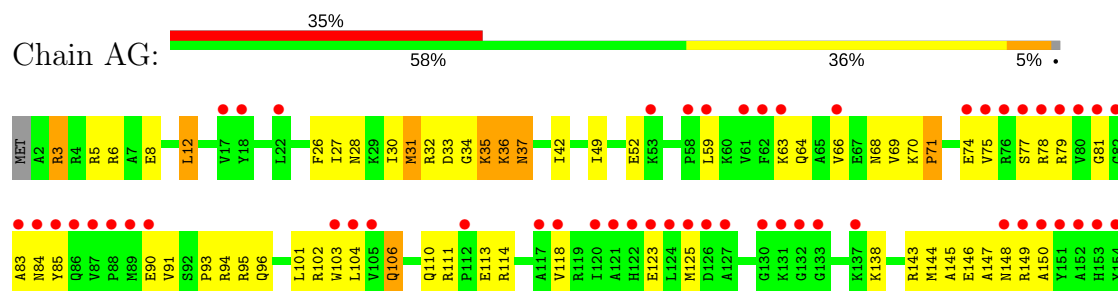
• Molecule 8: 30S ribosomal protein S5



• Molecule 9: 30S ribosomal protein S6



• Molecule 10: 30S ribosomal protein S7

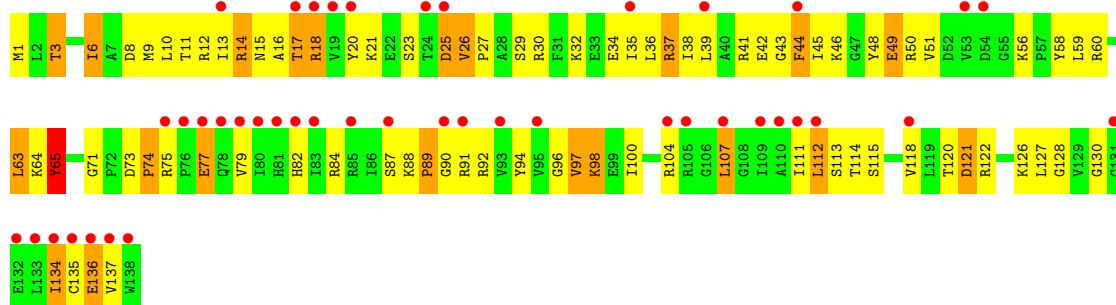






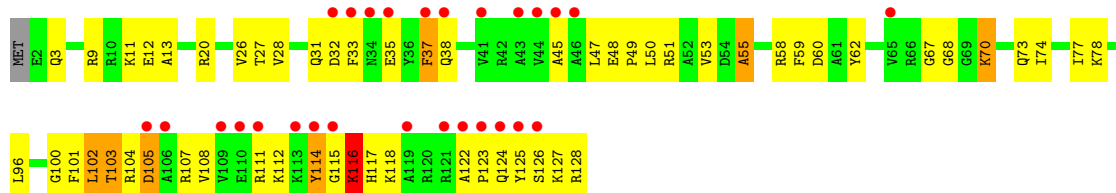
• Molecule 11: 30S ribosomal protein S8

Chain AH:



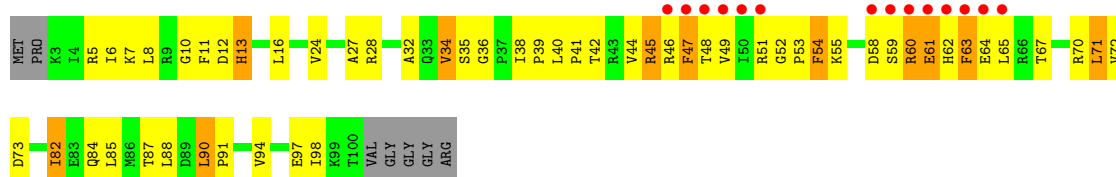
• Molecule 12: 30S ribosomal protein S9

Chain AI:



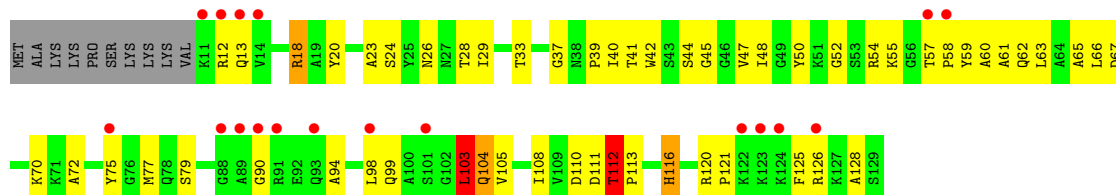
• Molecule 13: 30S ribosomal protein S10

Chain AJ:



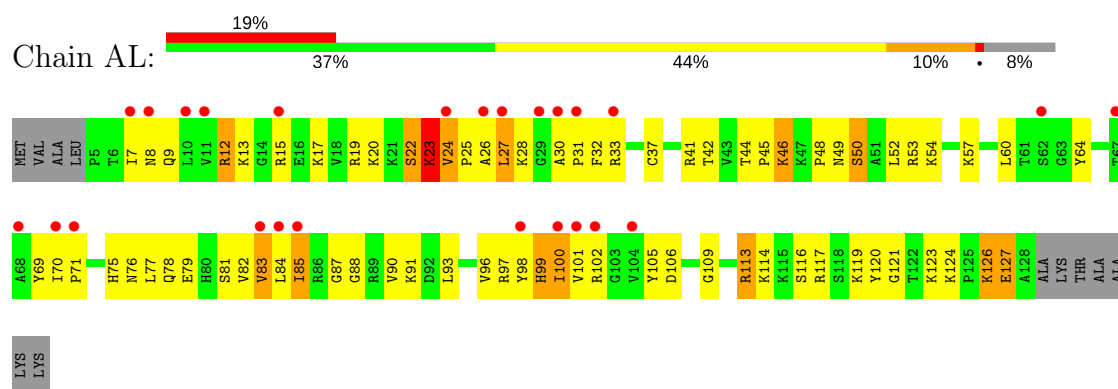
• Molecule 14: 30S ribosomal protein S11

Chain AK:

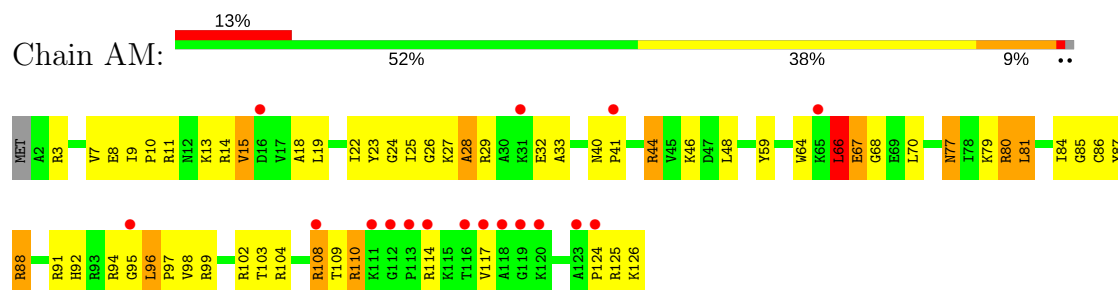


• Molecule 15: 30S ribosomal protein S12

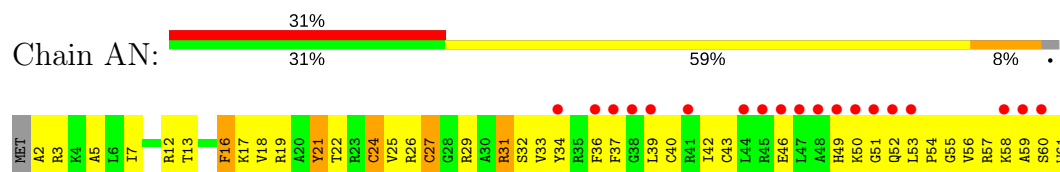




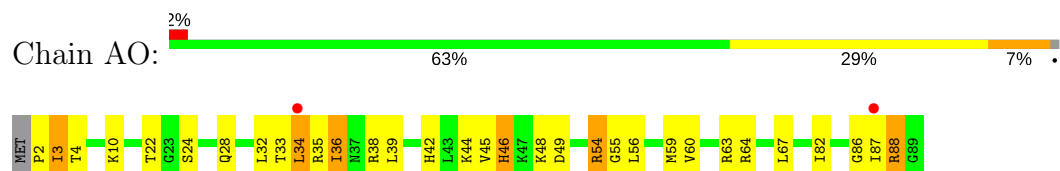
- Molecule 16: 30S ribosomal protein S13



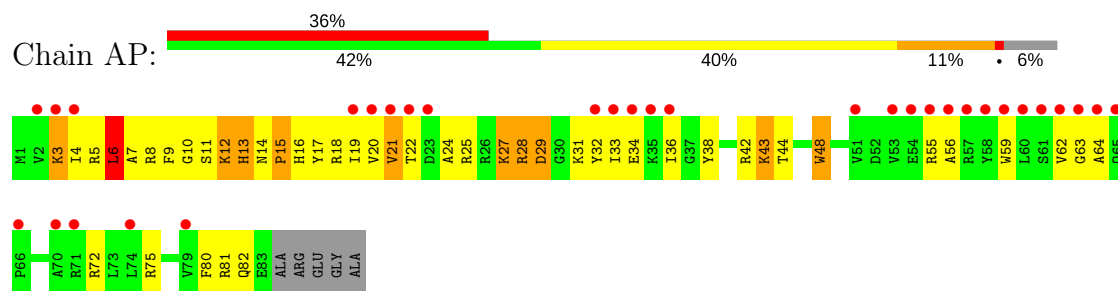
- Molecule 17: 30S ribosomal protein S14



- Molecule 18: 30S ribosomal protein S15



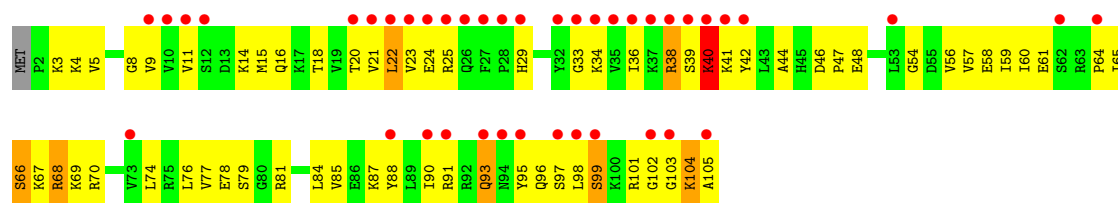
- Molecule 19: 30S ribosomal protein S16



- Molecule 20: 30S ribosomal protein S17

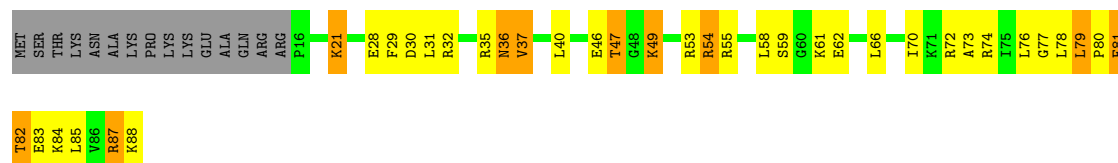






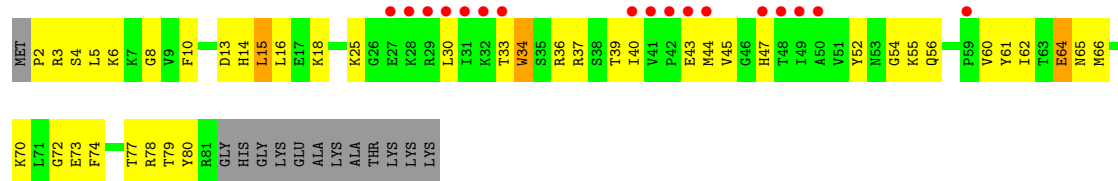
• Molecule 21: 30S ribosomal protein S18

Chain AR: 41% 31% 11% 17%



• Molecule 22: 30S ribosomal protein S19

Chain AS: 18% 41% 42% 14%



• Molecule 23: 30S ribosomal protein S20

Chain AT: 7% 50% 37% 7% 7%



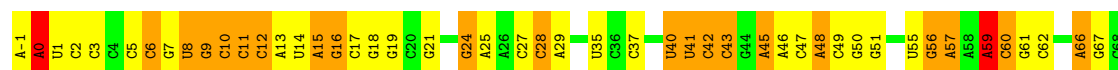
• Molecule 24: 30S ribosomal protein Thx

Chain AU: 37% 26% 56% 7% 11%

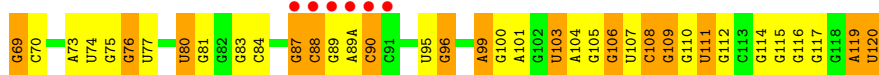


• Molecule 25: 5S ribosomal RNA

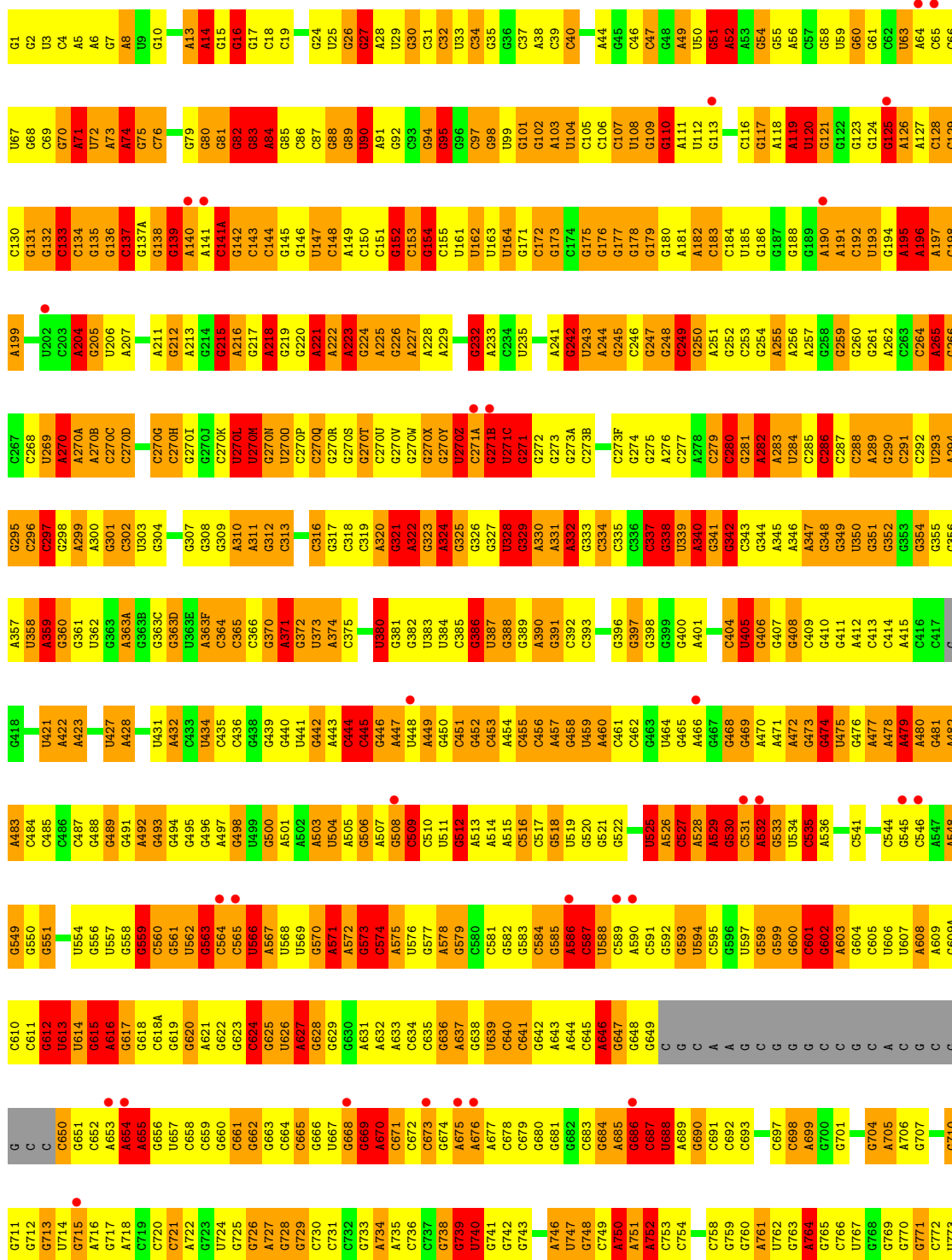
Chain BB: 5% 31% 39% 28%







● Molecule 26: 23S ribosomal RNA



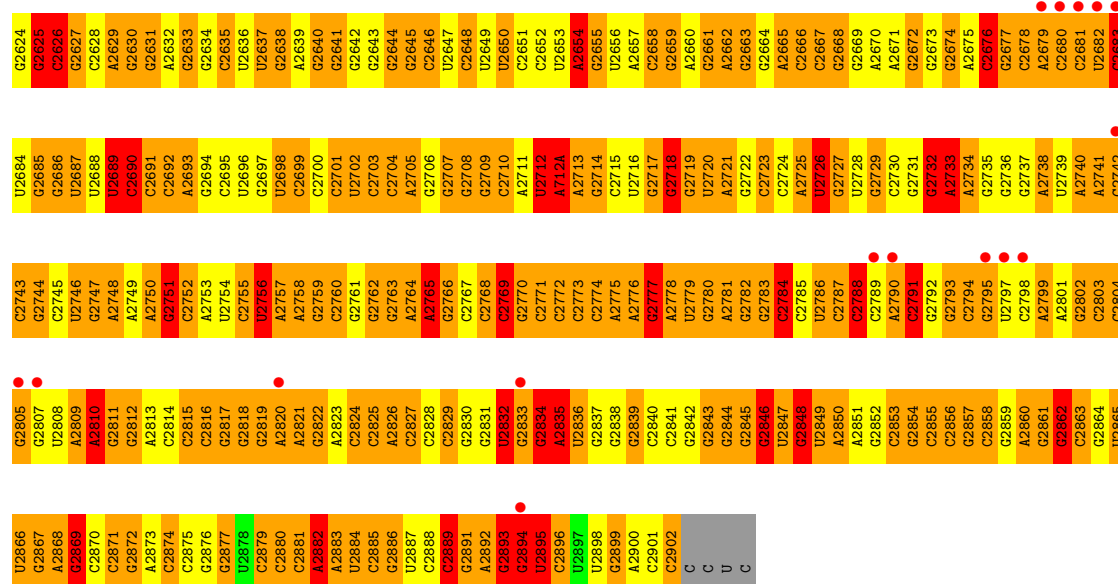


A1610	G1542	A1477	C1351	A1284	A1220	G1157	G1092	A1027	C965	C834	A774
C1611	A1543	G1478	U1352	G1285	C1221	C1158	G1093	A1028	G966	A835	G775
C1612	C1544	G1479	A1353	A1286	C1222	U1159		A1029	G967	G836	G776
G1613	A1545	G1480	G1355	A1287	C1223	G1160	A1096	G1030	G968	C837	A777
A1614	A545A	G1482	G1356	U1288	G1224	C1161	U1097	G1031	U969	C838	G778
C1615	G1483	G1418	G1357	C1289	G1225	G1162	A1098	A1032	G970	U839	G779
A1616	C1547	G1484	U1357		G1226	G1163	C1099	U1033	C971	C840	G780
C1617	C1548	U1420	G1358	U1294	A1227	G1164	C1100	U1034	G972	G781	
A1618		G1421	A1359	C1297	G1228	U1165	U1101	U1035	C908	G845	A782
G1619	G1552	A1489	G1360	C1298	G1229	C1166	A1102	G1036	A910	C846	A783
G1620	A1553	A1490	A1361	G1299	C1230	U1167	A1103	G974A	A911	U847	A784
U1621	G1491	G1422	G1362	U1299	C1231	G1168	C1104	G975	G976	G848	G785
	C1492	G1423	G1363	U1300		G1169	U1105	C1040	C977	C850	G786
G1624	C1493	G1425	G1364	A1301	G1234	U1170	G1106	C1041		C914	U787
C1625	C1557	G1426	A1365	A1302	G1235	G1171	G1107	G1044	G978	C915	A788
G1626	C1558	A1495	A1366	G1303	A1236	G1172	G1108	A1045	G979	G916	A789
G1627	G1559	G1429	A1367	C1304	G1238	U1174	C1109	A1046	A980	A917	C790
G1628	U1497	C1430	G1368	C1305	G1239	U1175	G1110		A981	A918	C791
U1629	G1498	U1431	G1369	A1306	U1240	G1176	A1111	C1049	G982	G919	G792
G1630	C1499	U1432	C1370	A1307	A1241	A1177	G1112	A1050	A983	G920	A793
C630A	U1500	G1433	G1371	A1308	A1242	C1178	U1113	G1051	A984	G921	G794
A1631	C1565	A1434	U1372	G1309	G1243	C1180	G1114	A1054	C985	U922	C795
A1632	A1566	A1434	A1373	G1310	G1244	C1181	G1115	G1055	C986	G987	C796
G1633	G1567	C1437	G1374	G1311	G1245	A1182	C1116	G1056	U860	G988	G797
A1634	A1568	U1438	C1375	U1312	A1246	A1183	G1117	A1057	A861	G928	G798
G1635	A1569	A1439	C1376	U1313	A1247	G1184	C1118	A1058	G862	C929	G799
C1636	C1570	G1440	G1377	C1314	U1248	G1185	C1119	G1059	A863	U930	A800
A1637	A1571	A1441	A1378	C1315	U1249	C1186	G1120	C991	C864	G931	C801
U1638	A1572	G1442	A1379	G1316	G1250	G1187	C1121	U1060	C865	G932	A802
G1639	G1573	G1443	G1380	A1317	C1251	U1188	G1122	U1061	A866	G933	A803
C1640	C1574	A1444	G1381	C1318	G1252	A1189	G1123	G1062	C867	G934	A804
A1641	C1575	A444A	G1382	C1319	A1253	U1190	G1125	G1063	U868	C935	C805
G1642	U1576		C1383	G1320	A1254	C1191	A1126	C1064	C869		C806
G1643	C1577	G1447	A1384	A1321	U1255	G1192	A1127	U1065	A870	G938	U807
C1644	U1578	G1448	G1385		G1256	C1193	A1128	U1066	U871	G939	G808
G1645	A1579	A1449	A1386	G1324	C1257	G1194	U1129	A1067	A872	G940	G809
G1646	A1580	G449A	G1389	G1325	C1258	U1195	U1130	G1068	G873	A941	U810
G1647	C1582	C1450	G1390	U1326	G1259	C1196	G1131	A1069	G874	G942	U811
C1648	U1520	C1451	U1391	C1327	G1260	U1197	A1132	A1070	G875	U943	C812
G1649	A1583	A1453	A1392	G1328	C1261	U1198	U1133	C1004	U813	G944	U813
C1650	C1585	U1454	A1393	U1329	A1262	U1199	G1134	C1005	C814	A945	C814
G1651	A1586	G1455	A1394	C1330	U1263		C1135	C1006	C815	G946	C815
A1652	C1587	G1456	U1394	A1331	G1264	G1202	G1136	C1007	C816	G947	C816
G1653	C1588	A1457	A1395	G1332	A1265	G1203	G1137	G1074	C817	G948	C817
A1654	G1526		U1396	C1333	G1266	A1204	G1138	C1075	G881	C949	G818
C1655	C1527	A1460	U1397	G1334	U1267	U1205	G1139	C1076	A819	G950	A819
C1656	A1528	G1461	C1398	U1335	A1268	G1206	C1140	A1077	A820	G951	A820
C1657	G1529	C1462	C1399	A1336	A1269	C1207	U1141	G1079	C885	G952	A821
C1658	G1530	C1463	G1400	G1337	C1270	G1208	U1142	C1080	C886	G953	U822
U1659	C1531	G1464	G1401	U1338	G1271	G1209	A142A	U1081	C887	G954	G823
C1660	C1532	G1466	A1402	G1339	A1272	A1210	A1143	U1082	C888	C955	A824
G1661	G1533	C1467	C1403	U1340	U1273	G1211		U1083	G889	G956	C825
C1662	U1534		U1404	U1341	A1274	G1212	C1150	A1084	A890	A957	U826
C1663	U1535	G1470	U1405	A1342	A1275	A1213	C1151	A1085	U827	U958	U827
A1664	A1536	A1471	U1406	G1343	A1276	A1214	G1152	A1086	C894	A959	U828
C1665	C1537	A1472	G1407	G1344	G1277	G1215	C1153	G1087	U829	A960	A829
G1666	G1538	G1473	C1408	C1345	A1278	G1216	G1154	A1088	A895	A961	
G1667	C1539	C1474	C1409		G1279	C1217	G1155	U1089	A896	C961	G830
A1668	A1540	G1475	G1410	A1349	G1283	C1218	A1156	U1090	C897	G962	G831
A1669	U1541	C1476	C1411	C1350		G1219		G1091	A899	C964	U833

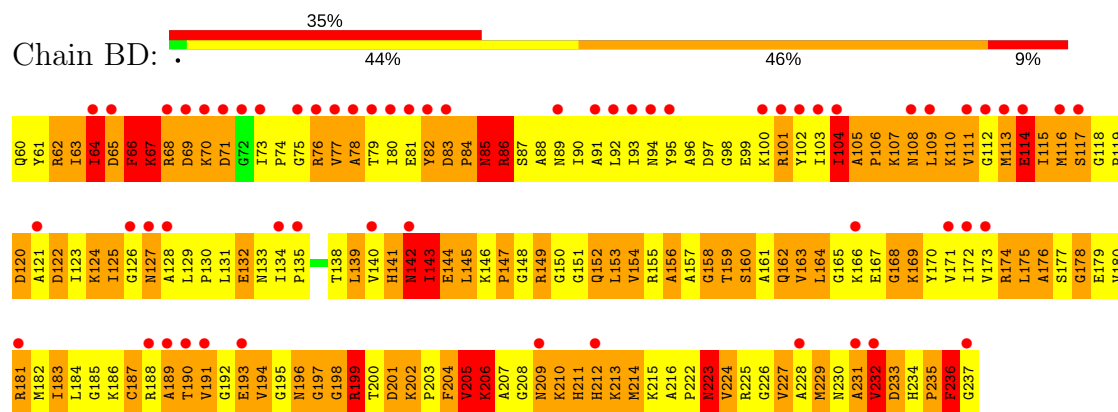




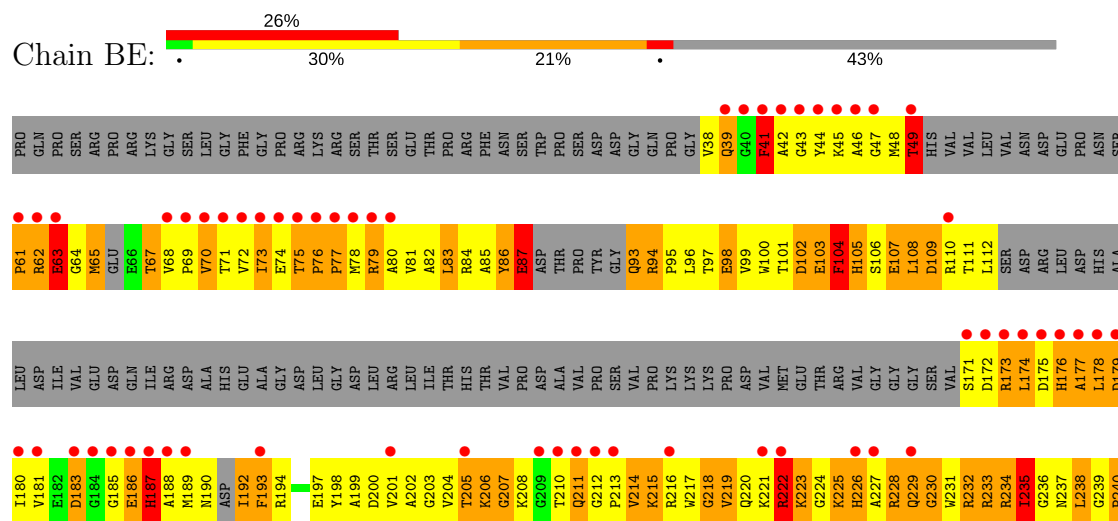




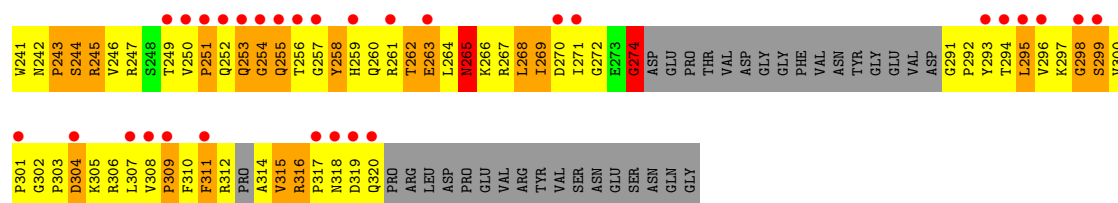
• Molecule 27: 50S ribosomal protein L2



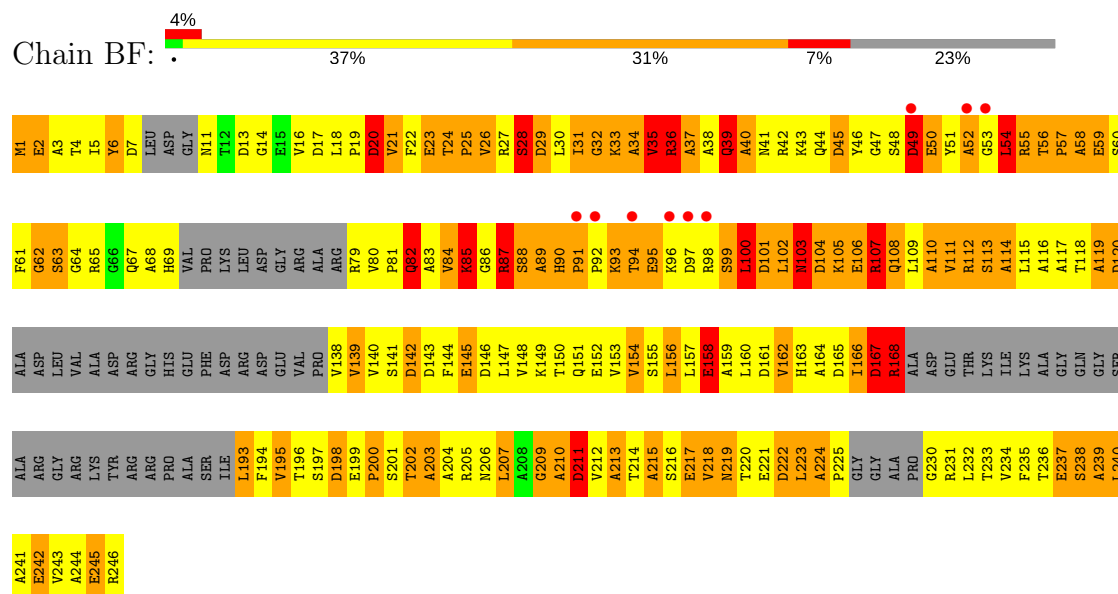
• Molecule 28: 50S ribosomal protein L3



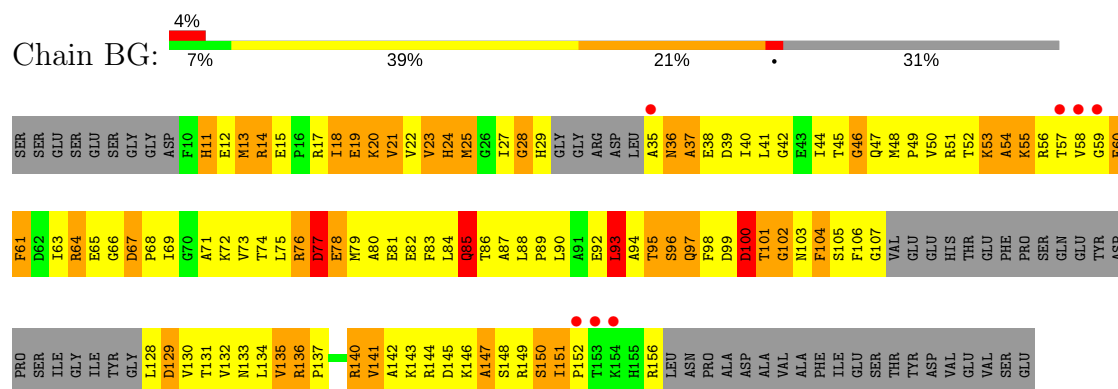




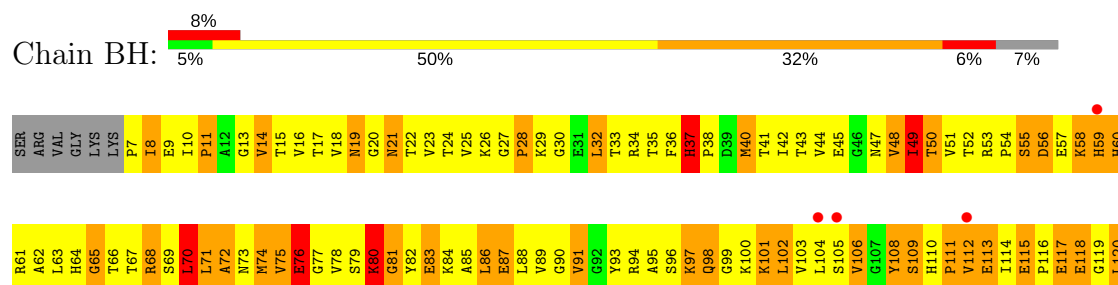
• Molecule 29: 50S ribosomal protein L4



• Molecule 30: 50S ribosomal protein L5



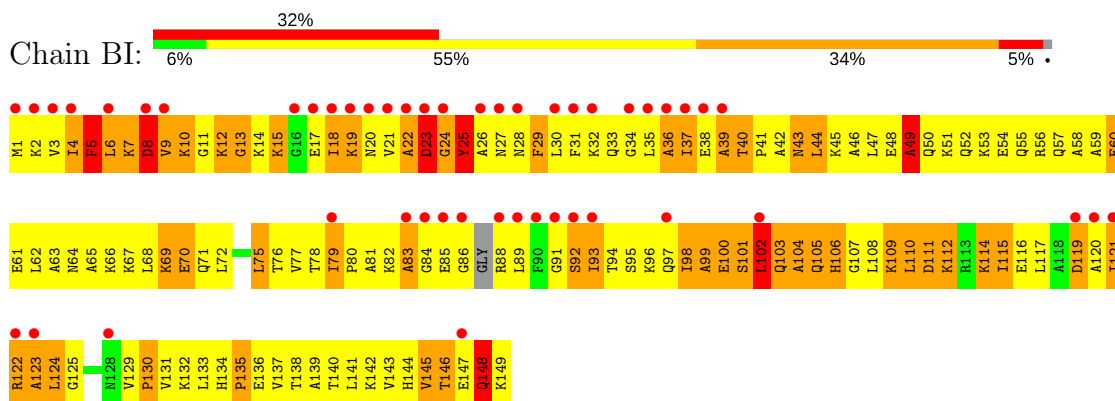
• Molecule 31: 50S ribosomal protein L6



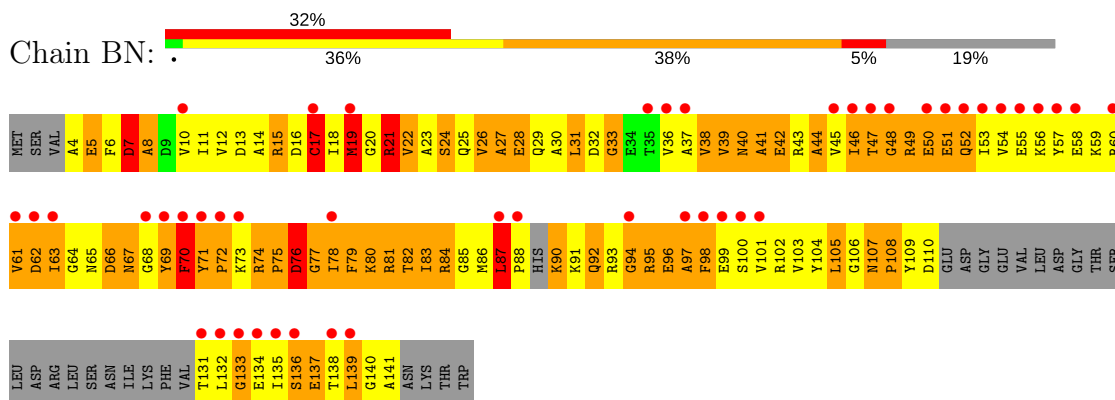




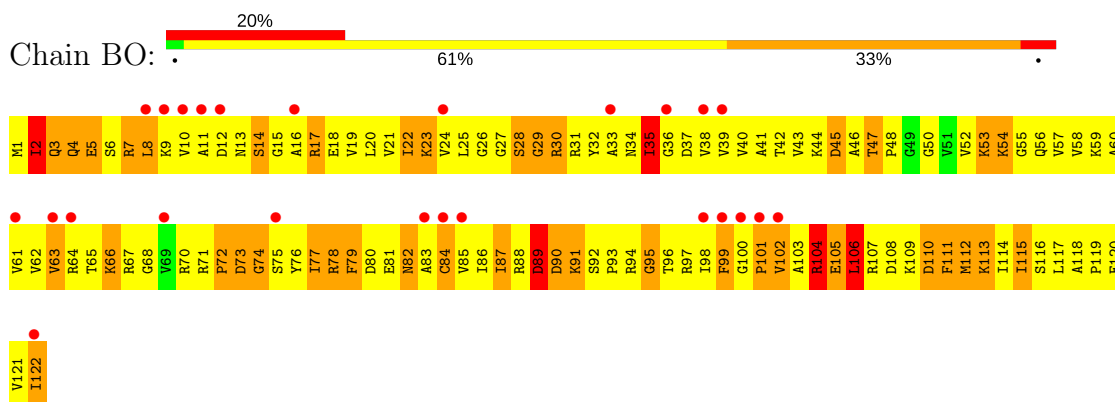
• Molecule 32: 50S ribosomal protein L9



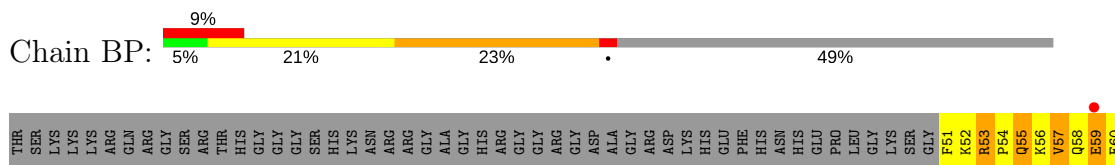
• Molecule 33: 50S ribosomal protein L13



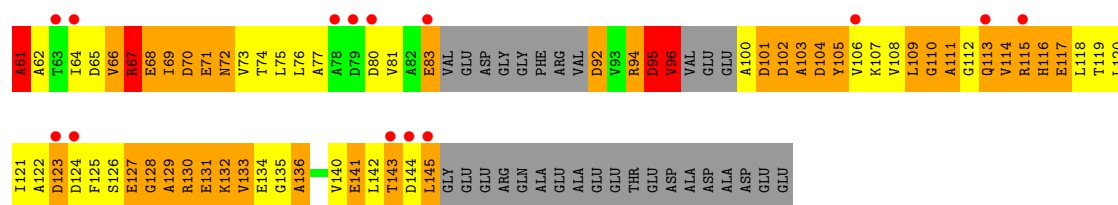
• Molecule 34: 50S ribosomal protein L14



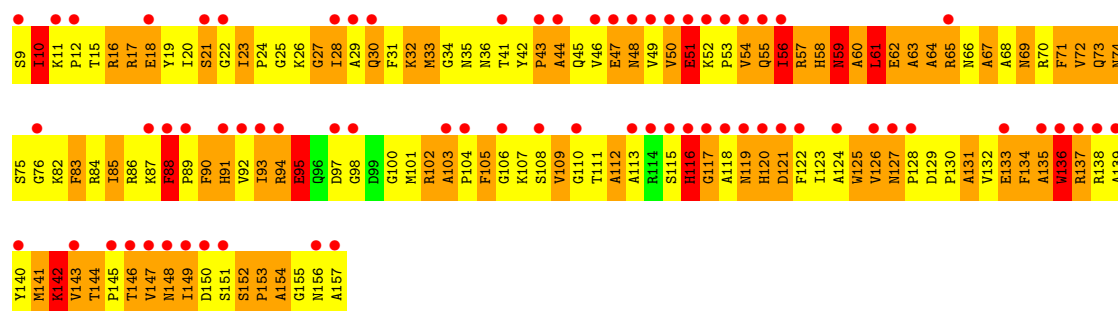
• Molecule 35: 50S ribosomal protein L15



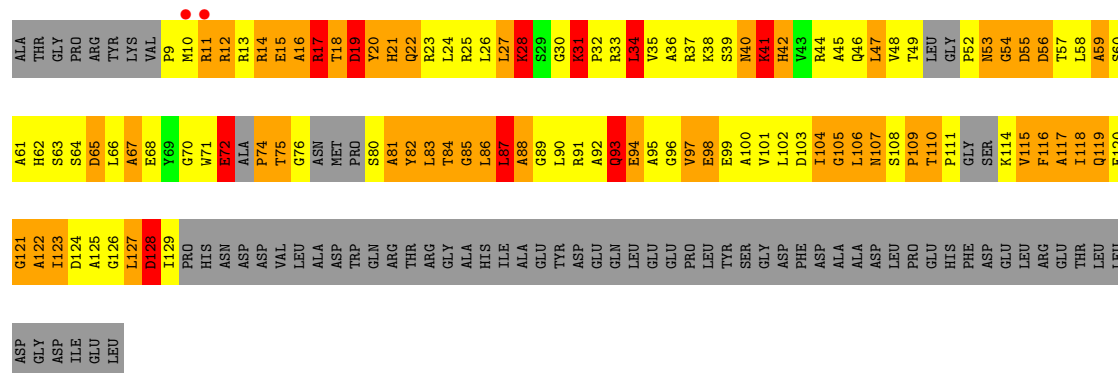
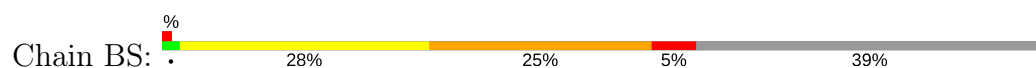




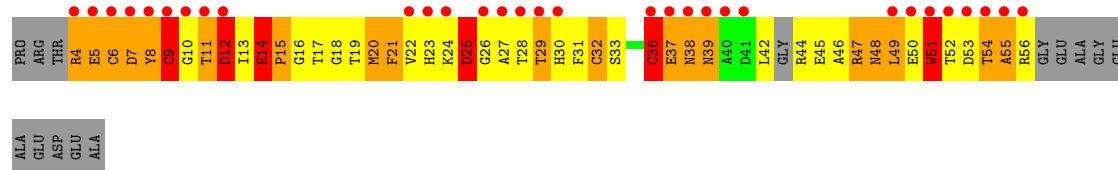
• Molecule 36: 50S ribosomal protein L16



• Molecule 37: 50S ribosomal protein L18



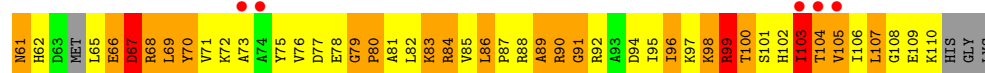
• Molecule 38: 50S ribosomal protein L19




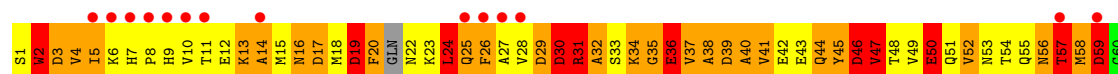
• Molecule 39: 50S ribosomal protein L22




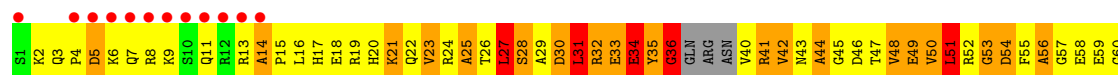




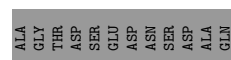

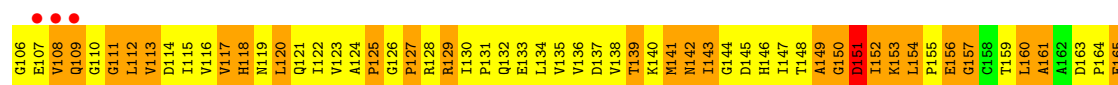
• Molecule 40: 50S ribosomal protein L23



• Molecule 41: 50S ribosomal protein 24




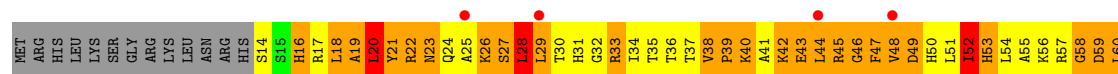
• Molecule 42: 50S ribosomal protein CTC



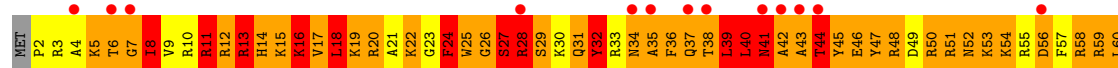
• Molecule 43: 50S ribosomal protein L17



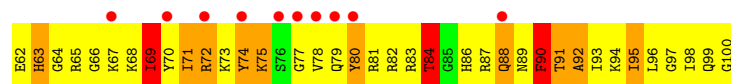
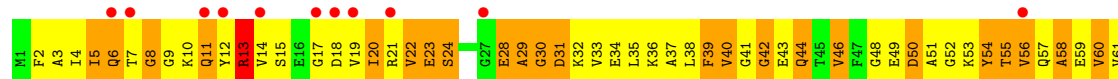
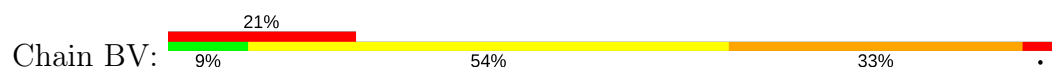




• Molecule 44: 50S ribosomal protein L20



• Molecule 45: 50S ribosomal protein L21



• Molecule 46: 50S ribosomal protein L29



• Molecule 47: 50S ribosomal protein L30



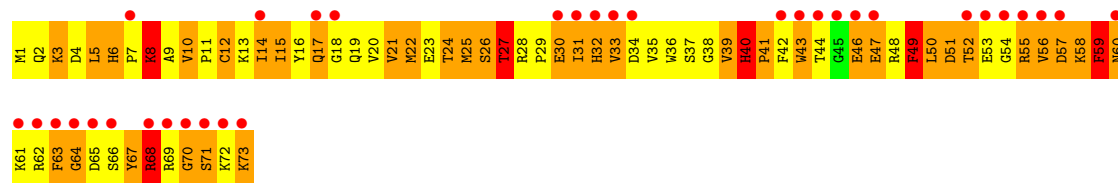
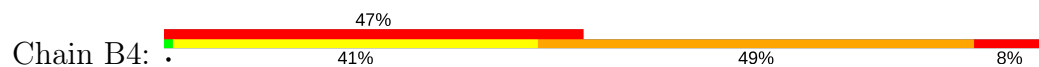
• Molecule 48: 50S ribosomal protein L27







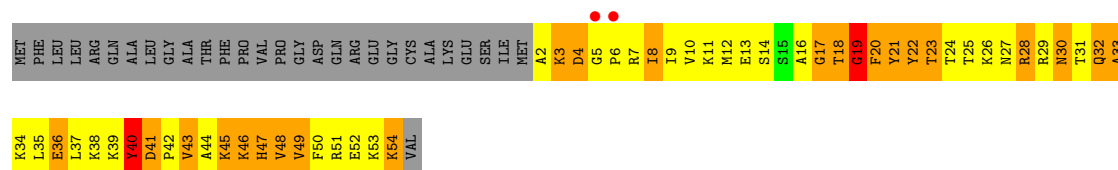
• Molecule 49: 50S ribosomal protein L31



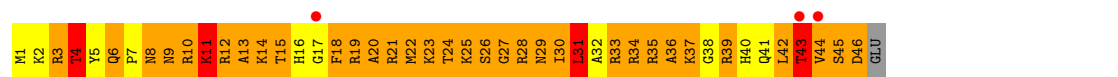
• Molecule 50: 50S ribosomal protein L32



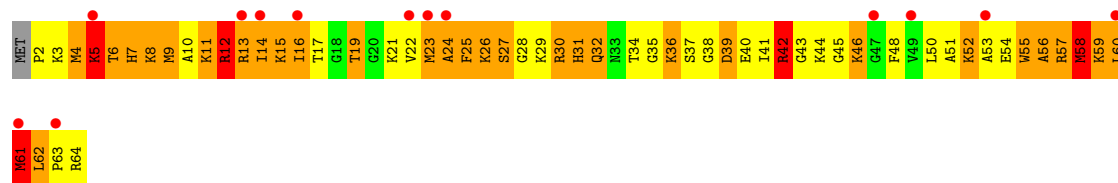
• Molecule 51: 50S ribosomal protein L33



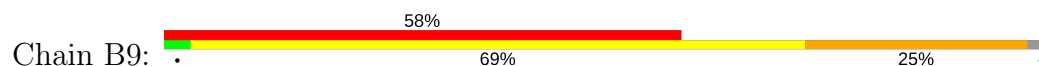
• Molecule 52: 50S ribosomal protein L34



• Molecule 53: 50S ribosomal protein L35




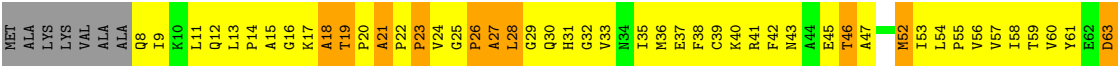
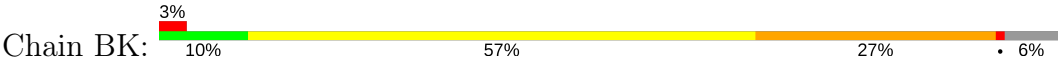
• Molecule 54: 50S ribosomal protein L36







● Molecule 55: 50S ribosomal protein L11





## 4 Data and refinement statistics

Property	Value	Source
Space group	P 43 21 2	Depositor
Cell constants a, b, c, $\alpha$ , $\beta$ , $\gamma$	517.41Å 517.41Å 365.38Å 90.00° 90.00° 90.00°	Depositor
Resolution (Å)	40.00 – 6.46 99.57 – 6.00	Depositor EDS
% Data completeness (in resolution range)	99.9 (40.00-6.46) 99.7 (99.57-6.00)	Depositor EDS
$R_{merge}$	(Not available)	Depositor
$R_{sym}$	0.13	Depositor
$\langle I/\sigma(I) \rangle$ <sup>1</sup>	1.87 (at 6.19Å)	Xtriage
Refinement program	CNS	Depositor
R, $R_{free}$	0.354 , 0.361 0.345 , 0.358	Depositor DCC
$R_{free}$ test set	4902 reflections (5.20%)	DCC
Wilson B-factor (Å <sup>2</sup> )	240.8	Xtriage
Anisotropy	0.222	Xtriage
Bulk solvent $k_{sol}$ (e/Å <sup>3</sup> ), $B_{sol}$ (Å <sup>2</sup> )	0.10 , 90.1	EDS
L-test for twinning <sup>2</sup>	$\langle  L  \rangle = 0.46$ , $\langle L^2 \rangle = 0.29$	Xtriage
Estimated twinning fraction	No twinning to report.	Xtriage
$F_o, F_c$ correlation	0.87	EDS
Total number of atoms	142447	wwPDB-VP
Average B, all atoms (Å <sup>2</sup> )	314.0	wwPDB-VP

Xtriage's analysis on translational NCS is as follows: *The largest off-origin peak in the Patterson function is 1.58% of the height of the origin peak. No significant pseudotranslation is detected.*

<sup>1</sup>Intensities estimated from amplitudes.

<sup>2</sup>Theoretical values of  $\langle |L| \rangle$ ,  $\langle L^2 \rangle$  for acentric reflections are 0.5, 0.333 respectively for untwinned datasets, and 0.375, 0.2 for perfectly twinned datasets.



## 5 Model quality ⓘ

### 5.1 Standard geometry ⓘ

Bond lengths and bond angles in the following residue types are not validated in this section: YYG, PSU

The Z score for a bond length (or angle) is the number of standard deviations the observed value is removed from the expected value. A bond length (or angle) with  $|Z| > 5$  is considered an outlier worth inspection. RMSZ is the root-mean-square of all Z scores of the bond lengths (or angles).

Mol	Chain	Bond lengths		Bond angles	
		RMSZ	$\# Z  > 5$	RMSZ	$\# Z  > 5$
1	AA	1.32	68/36413 (0.2%)	1.49	439/56777 (0.8%)
2	AV	0.74	3/1812 (0.2%)	1.20	8/2819 (0.3%)
3	AW	1.81	19/1739 (1.1%)	2.15	47/2698 (1.7%)
4	AX	0.18	0/139	0.67	0/213
5	AB	0.60	2/1935 (0.1%)	0.61	0/2609
6	AC	0.73	2/1636 (0.1%)	0.61	4/2205 (0.2%)
7	AD	0.70	4/1733 (0.2%)	1.03	11/2318 (0.5%)
8	AE	0.83	1/1162 (0.1%)	0.63	1/1564 (0.1%)
9	AF	0.35	0/856	0.54	0/1154
10	AG	0.34	0/1276	0.59	3/1709 (0.2%)
11	AH	0.41	0/1136	0.66	0/1527
12	AI	0.34	0/1029	0.54	0/1378
13	AJ	0.35	0/807	0.56	0/1085
14	AK	0.59	1/900 (0.1%)	0.54	0/1213
15	AL	1.33	1/986 (0.1%)	1.11	3/1320 (0.2%)
16	AM	0.92	1/1007 (0.1%)	0.59	1/1344 (0.1%)
17	AN	0.49	1/501 (0.2%)	0.65	1/664 (0.2%)
18	AO	0.32	0/745	0.54	0/992
19	AP	0.40	0/716	0.59	1/963 (0.1%)
20	AQ	1.23	2/870 (0.2%)	1.38	6/1159 (0.5%)
21	AR	0.40	0/603	0.70	0/799
22	AS	0.34	0/661	0.53	0/890
23	AT	0.32	0/764	0.57	1/1006 (0.1%)
24	AU	0.33	0/212	0.49	0/277
25	BB	1.25	6/2950 (0.2%)	1.44	25/4602 (0.5%)
26	BA	1.17	153/67839 (0.2%)	1.46	906/105818 (0.9%)
27	BD	0.38	0/1328	0.60	0/1783
28	BE	0.65	4/1540 (0.3%)	1.07	7/2078 (0.3%)
29	BF	0.76	3/1444 (0.2%)	0.83	1/1954 (0.1%)
30	BG	0.25	0/971	0.46	0/1304
31	BH	0.54	1/1272 (0.1%)	0.80	3/1721 (0.2%)
32	BI	0.32	0/1156	0.71	3/1544 (0.2%)



Mol	Chain	Bond lengths		Bond angles	
		RMSZ	# Z  >5	RMSZ	# Z  >5
33	BN	0.35	0/927	0.55	0/1245
34	BO	0.32	0/946	0.57	0/1269
35	BP	1.59	3/643 (0.5%)	1.31	5/870 (0.6%)
36	BQ	0.32	0/1106	0.53	0/1490
37	BS	1.13	3/877 (0.3%)	0.69	1/1179 (0.1%)
38	BT	0.39	0/412	0.70	0/554
39	BW	0.75	3/869 (0.3%)	0.75	4/1166 (0.3%)
40	BX	0.49	1/608 (0.2%)	1.04	3/820 (0.4%)
41	BY	0.26	0/887	0.83	3/1195 (0.3%)
42	BZ	0.32	1/1385 (0.1%)	0.62	3/1883 (0.2%)
43	BR	0.30	0/867	0.50	0/1162
44	BU	0.64	1/994 (0.1%)	0.74	3/1323 (0.2%)
45	BV	0.82	1/796 (0.1%)	0.91	3/1058 (0.3%)
46	B2	0.37	0/497	1.00	2/668 (0.3%)
47	B3	0.31	0/482	0.50	0/646
48	B0	0.38	1/649 (0.2%)	0.87	3/860 (0.3%)
49	B4	0.89	2/620 (0.3%)	0.54	0/831
50	B5	0.36	0/469	0.90	3/629 (0.5%)
51	B6	0.32	0/438	0.55	1/583 (0.2%)
52	B7	0.38	0/387	0.64	0/509
53	B8	0.91	2/503 (0.4%)	0.92	3/657 (0.5%)
54	B9	0.33	0/286	0.59	0/375
55	BK	0.27	1/1014 (0.1%)	0.44	0/1363
All	All	1.09	291/154800 (0.2%)	1.33	1508/231822 (0.7%)

Chiral center outliers are detected by calculating the chiral volume of a chiral center and verifying if the center is modelled as a planar moiety or with the opposite hand. A planarity outlier is detected by checking planarity of atoms in a peptide group, atoms in a mainchain group or atoms of a sidechain that are expected to be planar.

Mol	Chain	#Chirality outliers	#Planarity outliers
3	AW	1	5
5	AB	0	1
6	AC	0	1
7	AD	0	1
14	AK	0	1
15	AL	0	1
20	AQ	0	1
27	BD	0	1
28	BE	0	3
29	BF	0	4
31	BH	0	1

*Continued on next page...*



*Continued from previous page...*

Mol	Chain	#Chirality outliers	#Planarity outliers
32	BI	0	1
35	BP	0	1
37	BS	0	1
40	BX	0	1
41	BY	0	1
46	B2	0	1
50	B5	0	1
55	BK	0	1
All	All	1	28

All (291) bond length outliers are listed below:

Mol	Chain	Res	Type	Atoms	Z	Observed(Å)	Ideal(Å)
26	BA	2199	A	O3'-P	-71.04	0.75	1.61
1	AA	1278	U	O3'-P	-56.53	0.93	1.61
1	AA	1337	G	O3'-P	-53.91	0.96	1.61
26	BA	1546	C	O3'-P	-51.62	0.99	1.61
1	AA	1004	A	O3'-P	48.18	2.19	1.61
26	BA	2196	C	O3'-P	-48.04	1.03	1.61
1	AA	1224	G	O3'-P	47.01	2.17	1.61
1	AA	219	C	O3'-P	46.80	2.17	1.61
26	BA	1545	A	O3'-P	45.79	2.16	1.61
26	BA	2454	G	O3'-P	-44.69	1.07	1.61
26	BA	2889	C	O3'-P	-43.48	1.08	1.61
1	AA	1037	C	O3'-P	43.13	2.12	1.61
1	AA	1211	U	O3'-P	-42.94	1.09	1.61
15	AL	23	LYS	C-N	-39.21	0.43	1.34
26	BA	1142	U	O3'-P	38.88	2.07	1.61
1	AA	820	U	O3'-P	38.55	2.07	1.61
25	BB	59	A	O3'-P	-37.97	1.15	1.61
26	BA	324	A	O3'-P	37.59	2.06	1.61
1	AA	365	U	O3'-P	37.44	2.06	1.61
26	BA	1924	C	O3'-P	-37.38	1.16	1.61
26	BA	1029	A	O3'-P	-36.91	1.16	1.61
26	BA	2625	G	O3'-P	-35.56	1.18	1.61
1	AA	288	A	O3'-P	-35.06	1.19	1.61
26	BA	280	C	O3'-P	34.99	2.03	1.61
3	AW	21	A	O3'-P	-34.92	1.19	1.61
1	AA	944	G	O3'-P	-34.59	1.19	1.61
26	BA	1525	G	O3'-P	34.43	2.02	1.61
26	BA	1124	C	O3'-P	34.22	2.02	1.61
26	BA	1988	C	O3'-P	-34.18	1.20	1.61

*Continued on next page...*



*Continued from previous page...*

Mol	Chain	Res	Type	Atoms	Z	Observed(Å)	Ideal(Å)
1	AA	1107	C	O3'-P	33.37	2.01	1.61
26	BA	1163	G	O3'-P	-33.21	1.21	1.61
26	BA	223	A	O3'-P	32.91	2.00	1.61
20	AQ	22	LEU	C-N	-32.62	0.59	1.34
26	BA	1404	C	O3'-P	32.43	2.00	1.61
1	AA	405	U	O3'-P	32.18	1.99	1.61
1	AA	937	A	O3'-P	32.05	1.99	1.61
26	BA	460	A	O3'-P	-30.93	1.24	1.61
1	AA	566	G	O3'-P	30.77	1.98	1.61
26	BA	176	G	O3'-P	-29.60	1.25	1.61
1	AA	286	G	O3'-P	29.11	1.96	1.61
1	AA	1024	G	O3'-P	29.11	1.96	1.61
26	BA	1019	U	O3'-P	28.98	1.96	1.61
1	AA	1182	G	O3'-P	-28.91	1.26	1.61
1	AA	703	G	O3'-P	28.62	1.95	1.61
1	AA	337	C	O3'-P	28.61	1.95	1.61
26	BA	1055	G	O3'-P	28.58	1.95	1.61
1	AA	672	U	O3'-P	-28.56	1.26	1.61
1	AA	1255	G	O3'-P	-27.89	1.27	1.61
26	BA	232	G	O3'-P	27.65	1.94	1.61
35	BP	96	VAL	C-N	-27.56	0.70	1.34
26	BA	2769	C	O3'-P	-27.43	1.28	1.61
1	AA	196	A	O3'-P	27.40	1.94	1.61
1	AA	311	C	O3'-P	27.39	1.94	1.61
26	BA	2810	A	O3'-P	-27.34	1.28	1.61
25	BB	0	A	O3'-P	27.27	1.93	1.61
26	BA	1667	G	O3'-P	-27.01	1.28	1.61
2	AV	45	G	O3'-P	-27.01	1.28	1.61
26	BA	130	C	O3'-P	-26.92	1.28	1.61
1	AA	1046	A	O3'-P	26.89	1.93	1.61
16	AM	66	LEU	C-N	26.80	1.95	1.34
26	BA	1419	A	O3'-P	26.69	1.93	1.61
26	BA	110	G	O3'-P	-26.23	1.29	1.61
1	AA	546	G	O3'-P	25.76	1.92	1.61
26	BA	14	A	O3'-P	-25.56	1.30	1.61
26	BA	601	C	O3'-P	25.31	1.91	1.61
37	BS	128	ASP	C-N	24.38	1.90	1.34
1	AA	765	G	O3'-P	-23.81	1.32	1.61
26	BA	2344	U	O3'-P	-23.71	1.32	1.61
8	AE	144	THR	C-N	23.51	1.88	1.34
1	AA	717	C	O3'-P	-23.31	1.33	1.61
1	AA	239	U	O3'-P	-23.24	1.33	1.61

*Continued on next page...*



*Continued from previous page...*

Mol	Chain	Res	Type	Atoms	Z	Observed(Å)	Ideal(Å)
25	BB	24	G	O3'-P	-22.46	1.34	1.61
1	AA	879	C	O3'-P	22.34	1.88	1.61
26	BA	793	A	O3'-P	-22.33	1.34	1.61
26	BA	1626	G	O3'-P	-22.30	1.34	1.61
35	BP	61	ALA	C-N	22.28	1.85	1.34
45	BV	91	THR	C-N	21.99	1.84	1.34
25	BB	-1	A	O3'-P	-21.91	1.34	1.61
26	BA	2062	A	O3'-P	-21.71	1.35	1.61
26	BA	316	C	O3'-P	20.97	1.86	1.61
26	BA	2243	U	O3'-P	20.94	1.86	1.61
1	AA	1073	U	O3'-P	-20.93	1.36	1.61
26	BA	2644	G	O3'-P	-20.89	1.36	1.61
1	AA	813	U	O3'-P	-20.68	1.36	1.61
26	BA	1991	U	O3'-P	19.97	1.85	1.61
26	BA	2322	A	O3'-P	-19.85	1.37	1.61
1	AA	960	U	O3'-P	-19.80	1.37	1.61
1	AA	587	G	O3'-P	19.74	1.84	1.61
5	AB	112	VAL	C-N	19.71	1.79	1.34
3	AW	46	G	C8-N7	19.55	1.42	1.30
29	BF	168	ARG	C-N	-19.27	0.89	1.34
26	BA	2040	C	O3'-P	-19.23	1.38	1.61
26	BA	1361	G	O3'-P	-19.19	1.38	1.61
26	BA	359	A	O3'-P	19.13	1.84	1.61
3	AW	16	U	C5-C6	18.64	1.50	1.34
1	AA	754	C	O3'-P	18.64	1.83	1.61
26	BA	405	U	O3'-P	-18.51	1.39	1.61
26	BA	468	G	O3'-P	-18.49	1.39	1.61
26	BA	2009	G	O3'-P	18.44	1.83	1.61
26	BA	1646	C	O3'-P	-18.36	1.39	1.61
6	AC	106	VAL	C-N	-18.35	0.91	1.34
26	BA	584	C	O3'-P	-18.32	1.39	1.61
26	BA	837	C	O3'-P	18.30	1.83	1.61
26	BA	271(B)	G	O3'-P	-18.28	1.39	1.61
26	BA	2566	A	O3'-P	18.25	1.83	1.61
1	AA	1067	A	O3'-P	18.23	1.83	1.61
1	AA	884	U	O3'-P	-18.12	1.39	1.61
35	BP	83	GLU	C-N	17.99	1.75	1.34
28	BE	87	GLU	C-N	17.94	1.75	1.34
7	AD	98	GLU	C-N	-17.93	0.92	1.34
3	AW	58	A	C6-N6	17.86	1.48	1.33
26	BA	2882	A	O3'-P	17.71	1.82	1.61
6	AC	18	TRP	C-N	-17.63	0.93	1.34

*Continued on next page...*



*Continued from previous page...*

Mol	Chain	Res	Type	Atoms	Z	Observed(Å)	Ideal(Å)
1	AA	576	G	O3'-P	17.55	1.82	1.61
53	B8	46	LYS	C-N	17.52	1.64	1.33
26	BA	809	G	O3'-P	-17.25	1.40	1.61
1	AA	1101	A	O3'-P	17.21	1.81	1.61
3	AW	17	U	C5-C6	16.98	1.49	1.34
31	BH	80	LYS	C-N	-16.95	1.02	1.33
37	BS	72	GLU	C-N	16.89	1.66	1.34
3	AW	44	A	O3'-P	-16.82	1.41	1.61
3	AW	72	C	O3'-P	-16.75	1.41	1.61
3	AW	33	U	O3'-P	-16.61	1.41	1.61
44	BU	50	ARG	C-N	-16.51	0.96	1.34
26	BA	432	A	O3'-P	16.50	1.80	1.61
26	BA	1905	C	O3'-P	-16.46	1.41	1.61
26	BA	2225	A	O3'-P	16.37	1.80	1.61
49	B4	40	HIS	C-N	16.18	1.65	1.34
29	BF	103	ASN	C-N	-16.18	0.96	1.34
26	BA	474	G	O3'-P	16.17	1.80	1.61
26	BA	1706	U	O3'-P	15.92	1.80	1.61
26	BA	1143	A	O3'-P	15.87	1.80	1.61
26	BA	271	G	O3'-P	15.68	1.79	1.61
26	BA	117	G	O3'-P	15.49	1.79	1.61
1	AA	108	G	O3'-P	15.48	1.79	1.61
26	BA	427	U	O3'-P	-15.41	1.42	1.61
26	BA	1189	A	O3'-P	-15.35	1.42	1.61
26	BA	297	C	O3'-P	-15.34	1.42	1.61
1	AA	983	A	O3'-P	15.22	1.79	1.61
26	BA	509	C	O3'-P	-15.05	1.43	1.61
26	BA	264	C	O3'-P	-14.99	1.43	1.61
26	BA	1970	A	O3'-P	14.58	1.78	1.61
26	BA	2835	A	O3'-P	-14.42	1.43	1.61
1	AA	1085	U	O3'-P	14.18	1.78	1.61
14	AK	112	THR	C-N	-14.04	1.07	1.34
26	BA	2258	C	O3'-P	-14.00	1.44	1.61
26	BA	817	C	O3'-P	13.87	1.77	1.61
26	BA	1208	C	O3'-P	-13.84	1.44	1.61
26	BA	1630	G	O3'-P	-13.82	1.44	1.61
3	AW	58	A	C6-N1	13.77	1.45	1.35
37	BS	31	LYS	C-N	13.75	1.60	1.34
26	BA	2712	U	O3'-P	-13.70	1.44	1.61
1	AA	1396	A	O3'-P	13.61	1.77	1.61
26	BA	2421	G	O3'-P	-13.60	1.44	1.61
26	BA	2609	U	O3'-P	13.33	1.77	1.61

*Continued on next page...*



*Continued from previous page...*

Mol	Chain	Res	Type	Atoms	Z	Observed(Å)	Ideal(Å)
1	AA	119	A	O3'-P	13.32	1.77	1.61
26	BA	56	A	O3'-P	-13.23	1.45	1.61
1	AA	351	G	O3'-P	-13.16	1.45	1.61
26	BA	1255	U	O3'-P	-12.82	1.45	1.61
49	B4	8	LYS	C-N	12.81	1.63	1.34
26	BA	1275	A	O3'-P	12.71	1.76	1.61
1	AA	913	A	O3'-P	-12.71	1.46	1.61
26	BA	1294	U	O3'-P	-12.38	1.46	1.61
1	AA	178	C	O3'-P	12.32	1.75	1.61
26	BA	2295	C	O3'-P	-12.29	1.46	1.61
1	AA	497	A	O3'-P	12.28	1.75	1.61
39	BW	2	GLU	C-N	-12.20	1.06	1.34
26	BA	270	A	O3'-P	-12.19	1.46	1.61
26	BA	670	A	O3'-P	-11.99	1.46	1.61
26	BA	1834	U	O3'-P	11.85	1.75	1.61
26	BA	1751	C	O3'-P	11.83	1.75	1.61
1	AA	361(A)	C	O3'-P	11.65	1.75	1.61
26	BA	44	A	O3'-P	11.58	1.75	1.61
26	BA	636	G	O3'-P	11.57	1.75	1.61
26	BA	1302	A	O3'-P	11.46	1.74	1.61
26	BA	1466	G	O3'-P	11.45	1.74	1.61
1	AA	1156	G	O3'-P	11.42	1.74	1.61
26	BA	1961	C	O3'-P	-11.39	1.47	1.61
26	BA	445	C	O3'-P	-11.28	1.47	1.61
2	AV	25	C	O3'-P	11.23	1.74	1.61
26	BA	148	C	O3'-P	11.21	1.74	1.61
26	BA	2381	C	O3'-P	-11.21	1.47	1.61
39	BW	79	GLY	C-N	-11.21	1.12	1.34
25	BB	69	G	O3'-P	11.16	1.74	1.61
3	AW	16	U	N1-C6	11.02	1.47	1.38
1	AA	1117	G	O3'-P	10.94	1.74	1.61
3	AW	17	U	N1-C6	10.88	1.47	1.38
1	AA	25	C	O3'-P	-10.85	1.48	1.61
39	BW	99	ARG	C-N	10.82	1.58	1.34
26	BA	864	G	O3'-P	10.78	1.74	1.61
26	BA	2090	G	O3'-P	-10.61	1.48	1.61
7	AD	187	ARG	C-N	10.60	1.58	1.34
3	AW	46	G	N9-C8	10.60	1.45	1.37
26	BA	1444	G	O3'-P	10.60	1.73	1.61
26	BA	1307	A	O3'-P	-10.52	1.48	1.61
26	BA	1978	A	O3'-P	-10.22	1.48	1.61
3	AW	17	U	C4-C5	10.11	1.52	1.43

*Continued on next page...*



*Continued from previous page...*

Mol	Chain	Res	Type	Atoms	Z	Observed(Å)	Ideal(Å)
26	BA	1150	C	O3'-P	10.00	1.73	1.61
26	BA	2732	G	O3'-P	-9.96	1.49	1.61
20	AQ	40	LYS	C-N	-9.77	1.11	1.34
26	BA	578	A	O3'-P	-9.71	1.49	1.61
26	BA	712(A)	A	O3'-P	9.65	1.72	1.61
26	BA	2370	G	O3'-P	-9.43	1.49	1.61
26	BA	32	C	O3'-P	-9.39	1.49	1.61
26	BA	1449	A	O3'-P	-9.32	1.50	1.61
26	BA	2281	C	O3'-P	-9.25	1.50	1.61
28	BE	49	THR	C-N	-9.20	1.16	1.34
1	AA	1504	G	O3'-P	9.18	1.72	1.61
40	BX	73	ASP	C-N	8.98	1.54	1.34
26	BA	183	C	O3'-P	-8.93	1.50	1.61
26	BA	1681	G	O3'-P	-8.86	1.50	1.61
1	AA	1377	A	O3'-P	-8.82	1.50	1.61
26	BA	2447	G	O3'-P	8.67	1.71	1.61
1	AA	804	U	O3'-P	-8.67	1.50	1.61
1	AA	858	G	O3'-P	8.64	1.71	1.61
26	BA	2287	A	O3'-P	8.63	1.71	1.61
26	BA	1828	G	O3'-P	-8.60	1.50	1.61
26	BA	1004	C	O3'-P	8.58	1.71	1.61
26	BA	532	A	O3'-P	-8.54	1.50	1.61
1	AA	1534	A	O3'-P	8.51	1.71	1.61
1	AA	558	G	O3'-P	8.46	1.71	1.61
26	BA	525	U	O3'-P	-8.32	1.51	1.61
3	AW	16	U	C4-C5	8.31	1.51	1.43
26	BA	1237	A	O3'-P	-8.16	1.51	1.61
3	AW	35	A	O3'-P	8.15	1.71	1.61
1	AA	243	A	C3'-O3'	8.08	1.53	1.42
26	BA	2433	A	O3'-P	-7.99	1.51	1.61
2	AV	65	G	O3'-P	-7.89	1.51	1.61
26	BA	1564	C	O3'-P	-7.85	1.51	1.61
1	AA	776	G	O3'-P	-7.78	1.51	1.61
26	BA	101	G	N9-C4	7.77	1.44	1.38
3	AW	25	C	C4'-C3'	-7.73	1.44	1.53
26	BA	70	G	O3'-P	-7.73	1.51	1.61
26	BA	103	A	O3'-P	7.69	1.70	1.61
26	BA	2718	G	O3'-P	7.67	1.70	1.61
26	BA	2394	C	O3'-P	7.46	1.70	1.61
26	BA	8	A	O3'-P	-7.38	1.52	1.61
42	BZ	92	VAL	C-N	7.30	1.50	1.34
1	AA	1237	C	O3'-P	7.12	1.69	1.61

*Continued on next page...*



*Continued from previous page...*

Mol	Chain	Res	Type	Atoms	Z	Observed(Å)	Ideal(Å)
26	BA	761	A	O3'-P	7.11	1.69	1.61
26	BA	2894	G	O3'-P	7.05	1.69	1.61
1	AA	143	A	O3'-P	-6.93	1.52	1.61
26	BA	340	A	O3'-P	-6.89	1.52	1.61
7	AD	31	CYS	CB-SG	6.87	1.94	1.82
26	BA	734	A	O3'-P	6.83	1.69	1.61
26	BA	776	G	C3'-O3'	6.82	1.51	1.42
26	BA	940	G	O3'-P	6.73	1.69	1.61
26	BA	1189	A	C3'-O3'	6.73	1.51	1.42
3	AW	25	C	C2'-C1'	6.72	1.60	1.53
3	AW	58	A	C5-C6	6.70	1.47	1.41
26	BA	2674	G	O3'-P	6.61	1.69	1.61
26	BA	1851	U	O3'-P	6.53	1.69	1.61
28	BE	274	GLY	C-N	6.49	1.44	1.33
26	BA	1791	A	O3'-P	-6.45	1.53	1.61
53	B8	24	ALA	C-N	6.36	1.48	1.34
5	AB	148	TYR	C-N	-6.34	1.19	1.34
26	BA	2545	G	O3'-P	6.29	1.68	1.61
26	BA	624	C	O3'-P	-6.13	1.53	1.61
29	BF	28	SER	C-N	6.13	1.48	1.34
48	B0	18	PRO	C-N	-6.12	1.20	1.34
26	BA	1339	G	O3'-P	-6.05	1.53	1.61
26	BA	101	G	C3'-O3'	6.04	1.50	1.42
26	BA	1428	C	O3'-P	5.98	1.68	1.61
26	BA	801	G	C3'-O3'	5.95	1.50	1.42
26	BA	2869	G	O3'-P	-5.94	1.54	1.61
26	BA	1917	U	C3'-O3'	5.82	1.50	1.42
26	BA	212	G	O3'-P	5.70	1.68	1.61
26	BA	1944	U	O3'-P	5.67	1.68	1.61
26	BA	1247	A	O3'-P	5.67	1.68	1.61
26	BA	686	G	O3'-P	5.64	1.68	1.61
26	BA	817	C	C1'-N1	5.50	1.57	1.48
26	BA	613	U	C1'-N1	5.43	1.56	1.48
1	AA	789	U	C1'-N1	5.43	1.56	1.48
26	BA	1620	G	O3'-P	5.42	1.67	1.61
1	AA	366	C	C3'-O3'	5.39	1.49	1.42
26	BA	944	G	C3'-O3'	5.37	1.49	1.42
1	AA	115	G	C3'-O3'	5.37	1.49	1.42
26	BA	739	G	N9-C4	5.31	1.42	1.38
7	AD	26	CYS	CB-SG	5.24	1.91	1.82
3	AW	24	G	O3'-P	-5.24	1.54	1.61
26	BA	990	A	O3'-P	5.24	1.67	1.61

*Continued on next page...*



*Continued from previous page...*

Mol	Chain	Res	Type	Atoms	Z	Observed(Å)	Ideal(Å)
26	BA	974(A)	C	C1'-N1	5.19	1.56	1.48
25	BB	106	G	O3'-P	-5.18	1.54	1.61
55	BK	86	GLU	C-N	-5.14	1.22	1.34
26	BA	1914	C	C1'-N1	5.11	1.56	1.48
26	BA	2582	G	O3'-P	-5.10	1.55	1.61
28	BE	258	TYR	C-N	5.09	1.45	1.34
1	AA	703	G	C3'-O3'	5.08	1.49	1.42
17	AN	27	CYS	CB-SG	5.05	1.90	1.82
1	AA	733	A	O3'-P	5.02	1.67	1.61
1	AA	1101	A	C3'-O3'	5.02	1.49	1.42

All (1508) bond angle outliers are listed below:

Mol	Chain	Res	Type	Atoms	Z	Observed(°)	Ideal(°)
3	AW	65	G	P-O3'-C3'	-50.68	58.88	119.70
26	BA	712(A)	A	P-O3'-C3'	-43.62	67.36	119.70
26	BA	2199	A	O3'-P-O5'	-43.07	22.17	104.00
2	AV	65	G	P-O3'-C3'	39.88	167.56	119.70
1	AA	1255	G	P-O3'-C3'	-38.36	73.67	119.70
25	BB	24	G	P-O3'-C3'	32.35	158.52	119.70
1	AA	983	A	P-O3'-C3'	-29.74	84.01	119.70
26	BA	1545	A	P-O3'-C3'	-28.07	86.01	119.70
28	BE	49	THR	O-C-N	-27.52	68.81	121.10
3	AW	33	U	P-O3'-C3'	27.31	152.47	119.70
35	BP	83	GLU	O-C-N	-27.07	79.38	122.70
3	AW	35	A	P-O3'-C3'	27.06	152.18	119.70
26	BA	1525	G	P-O3'-C3'	-26.57	87.82	119.70
1	AA	1278	U	O3'-P-O5'	-26.53	53.59	104.00
15	AL	23	LYS	O-C-N	-25.97	81.14	122.70
3	AW	65	G	OP2-P-O3'	24.94	160.06	105.20
29	BF	168	ARG	O-C-N	-24.62	83.30	122.70
1	AA	1085	U	P-O3'-C3'	24.45	149.04	119.70
1	AA	436	C	P-O3'-C3'	-24.33	90.51	119.70
3	AW	65	G	OP1-P-O3'	-23.57	53.35	105.20
26	BA	1545	A	OP2-P-O3'	23.20	156.25	105.20
3	AW	17	U	C5-C6-N1	-23.03	111.19	122.70
26	BA	223	A	P-O3'-C3'	-22.35	92.88	119.70
1	AA	497	A	OP2-P-O3'	-22.32	56.09	105.20
1	AA	497	A	P-O3'-C3'	-22.13	93.15	119.70
1	AA	1255	G	O3'-P-O5'	-22.05	62.10	104.00
1	AA	558	G	OP1-P-O3'	-21.90	57.01	105.20
1	AA	288	A	O3'-P-O5'	-21.33	63.47	104.00

*Continued on next page...*



*Continued from previous page...*

Mol	Chain	Res	Type	Atoms	Z	Observed(°)	Ideal(°)
20	AQ	22	LEU	O-C-N	21.26	156.72	122.70
3	AW	16	U	C5-C6-N1	-20.94	112.23	122.70
26	BA	1924	C	P-O3'-C3'	-20.68	94.89	119.70
26	BA	232	G	P-O3'-C3'	-20.67	94.89	119.70
26	BA	1630	G	P-O3'-C3'	20.15	143.88	119.70
2	AV	65	G	OP1-P-O3'	20.00	149.21	105.20
1	AA	436	C	O3'-P-O5'	-20.00	66.00	104.00
1	AA	497	A	OP1-P-O3'	19.18	147.39	105.20
40	BX	73	ASP	O-C-N	-18.91	92.44	122.70
45	BV	91	THR	CA-C-N	-18.71	76.05	117.20
46	B2	31	ARG	O-C-N	-18.58	92.98	122.70
7	AD	98	GLU	O-C-N	18.55	152.38	122.70
3	AW	21	A	P-O3'-C3'	18.49	141.89	119.70
25	BB	24	G	O3'-P-O5'	18.43	139.03	104.00
31	BH	80	LYS	O-C-N	-18.40	91.93	123.20
26	BA	2889	C	OP2-P-O3'	-18.19	65.19	105.20
2	AV	65	G	OP2-P-O3'	-18.14	65.29	105.20
7	AD	187	ARG	O-C-N	18.07	151.60	122.70
26	BA	1055	G	O3'-P-O5'	17.91	138.04	104.00
1	AA	1224	G	P-O3'-C3'	17.77	141.02	119.70
20	AQ	22	LEU	CA-C-N	-17.57	78.54	117.20
20	AQ	40	LYS	CA-C-N	-17.39	78.94	117.20
26	BA	1546	C	O3'-P-O5'	-17.30	71.13	104.00
1	AA	1004	A	P-O3'-C3'	17.12	140.25	119.70
26	BA	2447	G	P-O3'-C3'	17.04	140.15	119.70
1	AA	1534	A	P-O3'-C3'	17.02	140.12	119.70
1	AA	1037	C	P-O3'-C3'	-17.00	99.30	119.70
37	BS	72	GLU	O-C-N	-16.97	88.86	121.10
28	BE	49	THR	CA-C-N	16.90	164.42	117.10
1	AA	196	A	P-O3'-C3'	16.89	139.97	119.70
35	BP	96	VAL	O-C-N	16.87	149.69	122.70
41	BY	36	GLY	O-C-N	-16.78	95.85	122.70
3	AW	72	C	OP2-P-O3'	16.77	142.10	105.20
1	AA	1255	G	OP2-P-O3'	16.54	141.59	105.20
26	BA	1546	C	OP2-P-O3'	16.50	141.50	105.20
20	AQ	40	LYS	O-C-N	16.49	149.08	122.70
26	BA	1905	C	P-O3'-C3'	16.46	139.45	119.70
26	BA	1108	U	OP1-P-O3'	-16.18	69.59	105.20
26	BA	1140	C	C1'-O4'-C4'	-16.15	96.98	109.90
1	AA	703	G	P-O3'-C3'	16.11	139.04	119.70
26	BA	70	G	P-O3'-C3'	16.02	138.93	119.70
26	BA	2506	U	P-O3'-C3'	15.99	138.88	119.70

*Continued on next page...*



*Continued from previous page...*

Mol	Chain	Res	Type	Atoms	Z	Observed(°)	Ideal(°)
25	BB	59	A	O3'-P-O5'	-15.67	74.23	104.00
1	AA	38	G	OP1-P-O3'	15.58	139.48	105.20
28	BE	87	GLU	O-C-N	-15.57	97.78	122.70
45	BV	91	THR	C-N-CA	-15.56	82.79	121.70
15	AL	23	LYS	CA-C-N	15.55	151.40	117.20
26	BA	101	G	N3-C4-C5	-15.54	120.83	128.60
48	B0	18	PRO	O-C-N	-15.43	98.02	122.70
2	AV	25	C	P-O3'-C3'	-15.17	101.50	119.70
31	BH	80	LYS	CA-C-N	15.12	146.45	116.20
20	AQ	40	LYS	C-N-CA	-15.05	84.07	121.70
1	AA	143	A	O3'-P-O5'	-14.97	75.56	104.00
1	AA	983	A	OP1-P-O3'	-14.94	72.34	105.20
26	BA	2090	G	P-O3'-C3'	14.89	137.57	119.70
40	BX	73	ASP	C-N-CA	14.86	158.84	121.70
26	BA	712(A)	A	O3'-P-O5'	-14.80	75.88	104.00
20	AQ	22	LEU	C-N-CA	-14.76	84.81	121.70
1	AA	436	C	OP2-P-O3'	14.71	137.56	105.20
1	AA	687	A	P-O3'-C3'	14.67	137.30	119.70
26	BA	2889	C	O3'-P-O5'	14.65	131.84	104.00
41	BY	36	GLY	C-N-CA	14.58	158.16	121.70
1	AA	311	C	OP2-P-O3'	14.53	137.16	105.20
3	AW	35	A	OP1-P-O3'	14.53	137.16	105.20
26	BA	223	A	OP1-P-O3'	14.51	137.12	105.20
1	AA	1504	G	P-O3'-C3'	14.50	137.10	119.70
28	BE	49	THR	C-N-CD	-14.49	88.72	120.60
26	BA	101	G	C2-N3-C4	14.40	119.10	111.90
7	AD	98	GLU	CA-C-N	-14.22	85.91	117.20
26	BA	1189	A	P-O3'-C3'	14.20	136.74	119.70
1	AA	1337	G	P-O3'-C3'	14.17	136.71	119.70
26	BA	1546	C	P-O3'-C3'	14.16	136.69	119.70
1	AA	311	C	P-O3'-C3'	-13.97	102.93	119.70
1	AA	108	G	O3'-P-O5'	13.94	130.48	104.00
25	BB	106	G	P-O3'-C3'	-13.85	103.08	119.70
1	AA	365	U	OP1-P-O3'	13.80	135.56	105.20
1	AA	1237	C	P-O3'-C3'	-13.76	103.19	119.70
26	BA	232	G	OP2-P-O3'	13.67	135.27	105.20
1	AA	983	A	OP2-P-O3'	13.66	135.25	105.20
1	AA	361(A)	C	P-O3'-C3'	-13.63	103.34	119.70
50	B5	30	LEU	O-C-N	-13.58	100.98	122.70
26	BA	148	C	P-O3'-C3'	-13.41	103.61	119.70
1	AA	243	A	P-O3'-C3'	13.41	135.79	119.70
1	AA	813	U	P-O3'-C3'	13.30	135.66	119.70

*Continued on next page...*



*Continued from previous page...*

Mol	Chain	Res	Type	Atoms	Z	Observed(°)	Ideal(°)
1	AA	1073	U	O3'-P-O5'	-13.30	78.74	104.00
7	AD	187	ARG	CA-C-N	-13.28	87.98	117.20
1	AA	1073	U	OP2-P-O3'	13.23	134.30	105.20
3	AW	58	A	N1-C6-N6	13.20	126.52	118.60
1	AA	1345	U	P-O3'-C3'	13.19	135.52	119.70
1	AA	944	G	P-O3'-C3'	-12.98	104.12	119.70
26	BA	316	C	P-O3'-C3'	-12.90	104.22	119.70
35	BP	96	VAL	CA-C-N	-12.89	88.84	117.20
42	BZ	92	VAL	O-C-N	12.88	143.31	122.70
1	AA	361(A)	C	O3'-P-O5'	-12.82	79.63	104.00
26	BA	2381	C	P-O3'-C3'	12.82	135.09	119.70
31	BH	80	LYS	C-N-CA	12.79	149.16	122.30
1	AA	361(A)	C	OP1-P-O3'	12.79	133.33	105.20
1	AA	288	A	OP1-P-O3'	12.78	133.32	105.20
26	BA	1108	U	P-O3'-C3'	-12.76	104.39	119.70
3	AW	33	U	OP1-P-O3'	12.74	133.23	105.20
26	BA	2090	G	O3'-P-O5'	12.70	128.14	104.00
3	AW	24	G	P-O3'-C3'	12.62	134.84	119.70
1	AA	38	G	O3'-P-O5'	-12.59	80.09	104.00
26	BA	931	G	C1'-O4'-C4'	-12.53	99.88	109.90
1	AA	1073	U	P-O3'-C3'	-12.51	104.69	119.70
26	BA	776	G	P-O3'-C3'	12.50	134.70	119.70
26	BA	1545	A	OP1-P-O3'	-12.50	77.71	105.20
1	AA	1085	U	OP1-P-O3'	-12.46	77.80	105.20
26	BA	1545	A	O3'-P-O5'	-12.31	80.61	104.00
26	BA	670	A	P-O3'-C3'	12.28	134.44	119.70
26	BA	2810	A	P-O3'-C3'	-12.23	105.03	119.70
26	BA	627	A	C1'-O4'-C4'	-12.19	100.15	109.90
26	BA	2454	G	P-O3'-C3'	-12.14	105.13	119.70
1	AA	1067	A	P-O3'-C3'	12.14	134.26	119.70
1	AA	178	C	P-O3'-C3'	12.08	134.19	119.70
26	BA	801	G	P-O3'-C3'	12.07	134.19	119.70
32	BI	49	ALA	O-C-N	12.07	142.01	122.70
3	AW	58	A	C4-C5-C6	12.05	123.03	117.00
1	AA	1278	U	OP2-P-O3'	12.04	131.69	105.20
1	AA	178	C	OP2-P-O3'	-12.03	78.74	105.20
26	BA	1525	G	OP1-P-O3'	-12.01	78.77	105.20
26	BA	1266	G	C1'-O4'-C4'	-12.00	100.30	109.90
3	AW	17	U	C4-C5-C6	-11.95	112.53	119.70
26	BA	101	G	N9-C1'-C2'	11.86	129.41	114.00
32	BI	49	ALA	CA-C-N	-11.84	91.15	117.20
53	B8	24	ALA	O-C-N	-11.78	103.84	122.70

*Continued on next page...*



*Continued from previous page...*

Mol	Chain	Res	Type	Atoms	Z	Observed(°)	Ideal(°)
26	BA	1586	A	P-O3'-C3'	11.72	133.76	119.70
26	BA	1055	G	P-O3'-C3'	-11.66	105.71	119.70
3	AW	46	G	N7-C8-N9	-11.62	107.29	113.10
26	BA	1630	G	OP1-P-O3'	11.61	130.73	105.20
3	AW	21	A	OP1-P-O3'	11.60	130.72	105.20
15	AL	23	LYS	C-N-CA	11.57	150.63	121.70
26	BA	1924	C	OP1-P-O3'	-11.56	79.78	105.20
1	AA	405	U	P-O3'-C3'	-11.54	105.85	119.70
26	BA	1108	U	O3'-P-O5'	11.51	125.86	104.00
1	AA	1037	C	OP2-P-O3'	11.50	130.50	105.20
26	BA	1673	U	C1'-O4'-C4'	-11.48	100.72	109.90
26	BA	101	G	C8-N9-C4	-11.45	101.82	106.40
26	BA	2199	A	OP2-P-O3'	11.43	130.35	105.20
7	AD	98	GLU	C-N-CA	-11.43	93.13	121.70
1	AA	178	C	O3'-P-O5'	11.41	125.68	104.00
3	AW	26	G	P-O3'-C3'	-11.32	106.12	119.70
26	BA	359	A	OP1-P-O3'	11.30	130.07	105.20
1	AA	1156	G	P-O3'-C3'	-11.30	106.14	119.70
48	B0	18	PRO	CA-C-N	11.26	141.97	117.20
26	BA	2042	A	C1'-O4'-C4'	-11.26	100.89	109.90
26	BA	421	U	P-O3'-C3'	11.25	133.19	119.70
3	AW	1	G	P-O3'-C3'	11.15	133.08	119.70
26	BA	30	G	P-O3'-C3'	11.14	133.07	119.70
26	BA	2496	C	P-O3'-C3'	-11.14	106.33	119.70
1	AA	1085	U	O3'-P-O5'	11.04	124.99	104.00
39	BW	79	GLY	O-C-N	11.04	142.08	121.10
1	AA	405	U	OP1-P-O3'	11.02	129.45	105.20
26	BA	301	G	C1'-O4'-C4'	-10.99	101.11	109.90
26	BA	1124	C	P-O3'-C3'	10.96	132.85	119.70
1	AA	944	G	OP2-P-O3'	10.94	129.26	105.20
1	AA	1237	C	OP1-P-O3'	10.93	129.25	105.20
32	BI	49	ALA	C-N-CA	-10.86	94.56	121.70
26	BA	2219	G	P-O3'-C3'	-10.82	106.71	119.70
26	BA	2832	U	C3'-C2'-C1'	-10.80	92.86	101.50
1	AA	813	U	O3'-P-O5'	10.77	124.47	104.00
26	BA	101	G	N3-C4-N9	10.77	132.46	126.00
1	AA	575	G	P-O3'-C3'	10.77	132.62	119.70
1	AA	558	G	OP2-P-O3'	10.74	128.84	105.20
1	AA	804	U	P-O3'-C3'	-10.72	106.83	119.70
26	BA	1324	G	P-O3'-C3'	10.72	132.57	119.70
3	AW	26	G	P-O5'-C5'	-10.70	103.78	120.90
7	AD	187	ARG	C-N-CA	-10.69	94.98	121.70

*Continued on next page...*



*Continued from previous page...*

Mol	Chain	Res	Type	Atoms	Z	Observed(°)	Ideal(°)
26	BA	1992	G	P-O3'-C3'	10.69	132.52	119.70
26	BA	1751	C	P-O3'-C3'	-10.67	106.90	119.70
26	BA	148	C	O3'-P-O5'	-10.63	83.81	104.00
26	BA	101	G	C5-C6-N1	10.62	116.81	111.50
26	BA	1255	U	P-O3'-C3'	-10.59	106.99	119.70
3	AW	33	U	O3'-P-O5'	-10.58	83.89	104.00
26	BA	101	G	C4-N9-C1'	10.57	140.24	126.50
44	BU	50	ARG	O-C-N	10.56	139.60	122.70
1	AA	143	A	P-O3'-C3'	-10.48	107.12	119.70
26	BA	944	G	P-O3'-C3'	10.48	132.28	119.70
26	BA	1444	G	P-O3'-C3'	10.37	132.14	119.70
1	AA	121	C	P-O3'-C3'	10.36	132.13	119.70
3	AW	58	A	C5-C6-N1	-10.36	112.52	117.70
1	AA	1201	A	P-O3'-C3'	10.34	132.11	119.70
1	AA	818	G	O4'-C1'-N9	10.32	116.45	108.20
1	AA	1224	G	OP1-P-O3'	-10.31	82.51	105.20
26	BA	1941	C	C3'-C2'-C1'	-10.30	93.26	101.50
26	BA	1980	G	P-O3'-C3'	10.28	132.04	119.70
26	BA	1525	G	O3'-P-O5'	10.27	123.52	104.00
26	BA	117	G	P-O3'-C3'	-10.26	107.39	119.70
26	BA	280	C	P-O3'-C3'	10.16	131.89	119.70
26	BA	945	A	O4'-C1'-N9	10.16	116.33	108.20
48	B0	18	PRO	C-N-CA	10.10	146.94	121.70
1	AA	1046	A	O3'-P-O5'	10.05	123.11	104.00
1	AA	974	A	O3'-P-O5'	10.05	123.09	104.00
1	AA	25	C	P-O3'-C3'	10.05	131.76	119.70
1	AA	509	A	P-O3'-C3'	10.05	131.76	119.70
3	AW	25	C	P-O5'-C5'	-10.04	104.83	120.90
1	AA	1377	A	OP2-P-O3'	10.02	127.25	105.20
1	AA	1182	G	O3'-P-O5'	-10.02	84.96	104.00
26	BA	2287	A	P-O3'-C3'	-10.00	107.70	119.70
3	AW	16	U	C4-C5-C6	-9.97	113.72	119.70
26	BA	1265	A	P-O3'-C3'	9.95	131.64	119.70
7	AD	26	CYS	CA-CB-SG	9.92	131.86	114.00
26	BA	1248	G	P-O3'-C3'	9.92	131.61	119.70
1	AA	1064	G	C1'-O4'-C4'	-9.92	101.96	109.90
26	BA	2433	A	P-O3'-C3'	-9.91	107.81	119.70
26	BA	2042	A	O4'-C1'-N9	9.89	116.11	108.20
1	AA	793	U	C1'-O4'-C4'	-9.88	102.00	109.90
26	BA	1237	A	P-O3'-C3'	9.88	131.56	119.70
2	AV	45	G	O3'-P-O5'	9.87	122.76	104.00
26	BA	1206	G	C4'-C3'-C2'	-9.87	92.73	102.60

*Continued on next page...*



*Continued from previous page...*

Mol	Chain	Res	Type	Atoms	Z	Observed(°)	Ideal(°)
26	BA	52	A	P-O3'-C3'	9.86	131.53	119.70
26	BA	1247	A	P-O3'-C3'	9.85	131.52	119.70
26	BA	242	G	C1'-O4'-C4'	-9.82	102.04	109.90
1	AA	328	C	P-O3'-C3'	9.81	131.47	119.70
26	BA	1559	G	C3'-C2'-C1'	-9.81	93.65	101.50
26	BA	223	A	OP2-P-O3'	-9.75	83.75	105.20
26	BA	386	G	C1'-O4'-C4'	-9.73	102.12	109.90
42	BZ	92	VAL	CA-C-N	-9.69	95.89	117.20
3	AW	35	A	OP2-P-O3'	-9.67	83.92	105.20
1	AA	566	G	O3'-P-O5'	9.67	122.37	104.00
3	AW	34	G	O3'-P-O5'	9.64	122.31	104.00
1	AA	311	C	O3'-P-O5'	-9.63	85.70	104.00
26	BA	1140	C	O4'-C1'-N1	9.62	115.90	108.20
3	AW	72	C	O3'-P-O5'	-9.53	85.90	104.00
26	BA	1275	A	P-O3'-C3'	9.51	131.12	119.70
1	AA	1107	C	P-O3'-C3'	-9.49	108.31	119.70
3	AW	44	A	OP2-P-O3'	9.49	126.08	105.20
26	BA	2506	U	OP1-P-O3'	9.48	126.06	105.20
28	BE	274	GLY	CA-C-N	-9.47	97.26	116.20
26	BA	2769	C	P-O3'-C3'	-9.46	108.35	119.70
1	AA	1224	G	OP2-P-O3'	9.44	125.97	105.20
1	AA	405	U	O3'-P-O5'	-9.43	86.08	104.00
1	AA	366	C	P-O3'-C3'	9.40	130.98	119.70
1	AA	143	A	OP2-P-O3'	9.38	125.83	105.20
1	AA	266	G	P-O3'-C3'	9.35	130.92	119.70
1	AA	765	G	O3'-P-O5'	-9.34	86.25	104.00
26	BA	294	A	C3'-C2'-C1'	-9.33	94.03	101.50
1	AA	1534	A	OP2-P-O3'	9.31	125.69	105.20
3	AW	34	G	OP2-P-O3'	-9.31	84.71	105.20
1	AA	558	G	O3'-P-O5'	9.29	121.66	104.00
1	AA	812	C	P-O3'-C3'	9.27	130.82	119.70
26	BA	139	G	P-O3'-C3'	9.26	130.81	119.70
1	AA	1505	G	P-O3'-C3'	9.26	130.81	119.70
26	BA	1819	A	P-O3'-C3'	9.26	130.81	119.70
1	AA	372	C	P-O3'-C3'	9.25	130.80	119.70
1	AA	365	U	OP2-P-O3'	-9.22	84.92	105.20
26	BA	282	A	C3'-C2'-C1'	-9.20	94.14	101.50
1	AA	108	G	P-O3'-C3'	-9.20	108.67	119.70
25	BB	11	C	P-O3'-C3'	-9.19	108.67	119.70
7	AD	49	ARG	CA-C-N	-9.16	97.04	117.20
1	AA	1065	U	P-O3'-C3'	9.15	130.68	119.70
1	AA	315	A	OP1-P-O3'	9.14	125.31	105.20

*Continued on next page...*



*Continued from previous page...*

Mol	Chain	Res	Type	Atoms	Z	Observed(°)	Ideal(°)
1	AA	817	C	P-O3'-C3'	9.11	130.63	119.70
26	BA	973	A	C4'-C3'-C2'	-9.11	93.49	102.60
41	BY	36	GLY	CA-C-N	9.06	137.14	117.20
1	AA	960	U	OP2-P-O3'	9.04	125.08	105.20
1	AA	286	G	P-O3'-C3'	9.02	130.52	119.70
1	AA	239	U	P-O3'-C3'	-9.01	108.89	119.70
26	BA	2090	G	OP2-P-O3'	-9.01	85.39	105.20
1	AA	914	A	O4'-C1'-N9	8.98	115.38	108.20
1	AA	914	A	C1'-O4'-C4'	-8.97	102.72	109.90
26	BA	1542	G	C3'-C2'-C1'	-8.97	94.32	101.50
39	BW	79	GLY	C-N-CD	8.97	147.24	128.40
26	BA	148	C	OP2-P-O3'	8.96	124.92	105.20
25	BB	56	G	P-O3'-C3'	8.96	130.45	119.70
26	BA	1634	A	P-O3'-C3'	8.94	130.43	119.70
44	BU	50	ARG	CA-C-N	-8.93	97.56	117.20
26	BA	32	C	P-O3'-C3'	8.89	130.37	119.70
26	BA	911	A	P-O3'-C3'	8.88	130.35	119.70
26	BA	800	A	P-O3'-C3'	8.85	130.32	119.70
26	BA	2545	G	P-O3'-C3'	-8.85	109.08	119.70
1	AA	754	C	P-O3'-C3'	8.80	130.26	119.70
26	BA	30	G	O3'-P-O5'	-8.79	87.30	104.00
1	AA	1182	G	OP2-P-O3'	8.78	124.52	105.20
26	BA	2381	C	OP1-P-O3'	8.76	124.47	105.20
26	BA	1183	G	O4'-C1'-N9	8.75	115.20	108.20
1	AA	1377	A	OP1-P-O3'	-8.74	85.97	105.20
26	BA	1070	A	C1'-O4'-C4'	-8.73	102.92	109.90
26	BA	654	A	C3'-C2'-C1'	-8.73	94.52	101.50
26	BA	1255	U	O3'-P-O5'	8.72	120.58	104.00
1	AA	563	A	C1'-O4'-C4'	-8.71	102.94	109.90
1	AA	1502	A	C1'-O4'-C4'	-8.70	102.94	109.90
26	BA	296	C	O4'-C1'-N1	8.65	115.12	108.20
26	BA	691	C	C3'-C2'-C1'	-8.65	94.58	101.50
26	BA	846	C	P-O3'-C3'	8.65	130.08	119.70
26	BA	1943	U	P-O3'-C3'	8.64	130.07	119.70
25	BB	106	G	OP2-P-O3'	8.64	124.21	105.20
26	BA	1970	A	P-O3'-C3'	8.64	130.06	119.70
1	AA	197	A	P-O3'-C3'	8.63	130.06	119.70
26	BA	135	G	C3'-C2'-C1'	-8.63	94.60	101.50
35	BP	96	VAL	C-N-CA	-8.62	100.16	121.70
26	BA	1751	C	OP2-P-O3'	8.61	124.15	105.20
1	AA	518	C	P-O3'-C3'	8.61	130.04	119.70
26	BA	1742	C	C4'-C3'-C2'	-8.61	93.99	102.60

*Continued on next page...*



*Continued from previous page...*

Mol	Chain	Res	Type	Atoms	Z	Observed(°)	Ideal(°)
26	BA	176	G	P-O3'-C3'	8.59	130.00	119.70
1	AA	1347	G	P-O3'-C3'	8.56	129.97	119.70
40	BX	73	ASP	CA-C-N	8.55	136.00	117.20
26	BA	972	G	C4'-C3'-C2'	-8.53	94.07	102.60
26	BA	752	A	P-O3'-C3'	8.53	129.94	119.70
1	AA	879	C	P-O3'-C3'	-8.49	109.51	119.70
26	BA	284	U	C1'-O4'-C4'	-8.47	103.12	109.90
26	BA	444	C	O4'-C1'-N1	8.47	114.98	108.20
26	BA	1955	U	O4'-C1'-N1	8.47	114.98	108.20
26	BA	2336	A	P-O3'-C3'	8.47	129.87	119.70
26	BA	359	A	OP2-P-O3'	-8.46	86.59	105.20
1	AA	25	C	OP1-P-O3'	8.44	123.76	105.20
26	BA	458	G	P-O3'-C3'	8.41	129.80	119.70
26	BA	1925	C	C3'-C2'-C1'	-8.41	94.77	101.50
26	BA	232	G	OP1-P-O3'	-8.41	86.70	105.20
26	BA	1022	G	P-O3'-C3'	8.41	129.79	119.70
3	AW	18	G	C5'-C4'-O4'	-8.40	99.03	109.10
26	BA	265	A	P-O3'-C3'	8.38	129.76	119.70
1	AA	889	A	P-O3'-C3'	8.35	129.71	119.70
1	AA	1226	C	P-O3'-C3'	8.34	129.71	119.70
1	AA	196	A	OP2-P-O3'	-8.32	86.89	105.20
1	AA	877	C	C3'-C2'-C1'	-8.32	94.84	101.50
26	BA	2398	U	C3'-C2'-C1'	-8.32	94.84	101.50
26	BA	74	A	P-O3'-C3'	8.29	129.65	119.70
42	BZ	92	VAL	C-N-CA	-8.29	100.98	121.70
1	AA	1037	C	OP1-P-O3'	-8.28	86.99	105.20
1	AA	47	C	P-O3'-C3'	8.25	129.60	119.70
26	BA	791	C	C1'-O4'-C4'	-8.25	103.30	109.90
26	BA	83	G	P-O3'-C3'	8.22	129.57	119.70
26	BA	960	A	P-O3'-C3'	8.22	129.57	119.70
1	AA	560	U	P-O3'-C3'	8.22	129.56	119.70
26	BA	1349	A	O3'-P-O5'	8.21	119.61	104.00
6	AC	106	VAL	O-C-N	8.21	135.84	122.70
26	BA	940	G	P-O3'-C3'	8.21	129.55	119.70
26	BA	1419	A	C1'-O4'-C4'	-8.20	103.34	109.90
26	BA	2810	A	O3'-P-O5'	8.20	119.57	104.00
26	BA	1545	A	C1'-O4'-C4'	-8.19	103.34	109.90
26	BA	714	U	C3'-C2'-C1'	-8.19	94.95	101.50
1	AA	1380	U	P-O3'-C3'	8.19	129.52	119.70
26	BA	973	A	O4'-C1'-N9	8.18	114.75	108.20
26	BA	1955	U	C1'-O4'-C4'	-8.17	103.37	109.90
1	AA	559	A	P-O3'-C3'	8.15	129.48	119.70

*Continued on next page...*



*Continued from previous page...*

Mol	Chain	Res	Type	Atoms	Z	Observed(°)	Ideal(°)
44	BU	50	ARG	C-N-CA	-8.15	101.33	121.70
3	AW	72	C	OP1-P-O3'	-8.13	87.32	105.20
26	BA	1520	U	C3'-C2'-C1'	-8.12	95.01	101.50
26	BA	1307	A	P-O3'-C3'	8.11	129.44	119.70
26	BA	1183	G	O4'-C4'-C3'	-8.11	95.89	104.00
26	BA	2219	G	N9-C1'-C2'	-8.11	103.08	112.00
1	AA	992	U	P-O3'-C3'	8.10	129.42	119.70
1	AA	1257	U	P-O3'-C3'	8.07	129.38	119.70
26	BA	1742	C	O4'-C1'-N1	8.07	114.66	108.20
26	BA	2506	U	OP2-P-O3'	-8.06	87.47	105.20
26	BA	1954	G	P-O3'-C3'	8.04	129.34	119.70
1	AA	1346	A	P-O3'-C3'	8.04	129.34	119.70
53	B8	24	ALA	CA-C-N	8.02	134.85	117.20
1	AA	246	A	P-O3'-C3'	8.02	129.32	119.70
26	BA	2690	C	P-O3'-C3'	-8.00	110.10	119.70
26	BA	2045	C	C1'-O4'-C4'	-8.00	103.50	109.90
26	BA	739	G	N3-C4-C5	-7.98	124.61	128.60
53	B8	24	ALA	C-N-CA	7.96	141.59	121.70
26	BA	1427	A	P-O3'-C3'	7.95	129.24	119.70
26	BA	1463	C	O4'-C1'-N1	7.94	114.55	108.20
26	BA	280	C	O3'-P-O5'	-7.92	88.95	104.00
26	BA	2825	C	C3'-C2'-C1'	-7.92	95.17	101.50
1	AA	484	G	P-O3'-C3'	7.91	129.19	119.70
26	BA	1961	C	OP2-P-O3'	7.91	122.59	105.20
26	BA	1552	G	P-O3'-C3'	7.90	129.18	119.70
26	BA	2857	G	C3'-C2'-C1'	-7.90	95.18	101.50
1	AA	499	A	P-O3'-C3'	7.90	129.18	119.70
1	AA	274	A	P-O3'-C3'	7.89	129.17	119.70
1	AA	1281	U	P-O3'-C3'	7.88	129.16	119.70
26	BA	1143	A	O4'-C1'-N9	7.87	114.50	108.20
26	BA	1669	A	C1'-O4'-C4'	-7.87	103.60	109.90
3	AW	44	A	O3'-P-O5'	-7.87	89.06	104.00
1	AA	535	A	P-O3'-C3'	7.86	129.14	119.70
26	BA	329	G	P-O3'-C3'	7.86	129.13	119.70
26	BA	119	A	P-O3'-C3'	7.86	129.13	119.70
3	AW	58	A	C6-C5-N7	-7.86	126.80	132.30
26	BA	793	A	P-O3'-C3'	7.86	129.13	119.70
26	BA	699	A	P-O3'-C3'	7.85	129.12	119.70
26	BA	1988	C	OP2-P-O3'	-7.85	87.94	105.20
26	BA	2021	C	N1-C2-O2	7.84	123.61	118.90
26	BA	2488	A	C3'-C2'-C1'	-7.84	95.23	101.50
26	BA	1646	C	OP1-P-O3'	7.82	122.41	105.20

*Continued on next page...*



*Continued from previous page...*

Mol	Chain	Res	Type	Atoms	Z	Observed(°)	Ideal(°)
26	BA	331	A	P-O3'-C3'	7.82	129.08	119.70
26	BA	509	C	P-O3'-C3'	-7.80	110.34	119.70
2	AV	25	C	OP1-P-O3'	-7.79	88.07	105.20
26	BA	289	A	C1'-O4'-C4'	-7.78	103.67	109.90
26	BA	1466	G	P-O3'-C3'	-7.78	110.37	119.70
1	AA	429	U	C1'-O4'-C4'	-7.78	103.68	109.90
26	BA	2893	G	C3'-C2'-C1'	-7.77	95.29	101.50
26	BA	974(A)	C	C6-N1-C2	-7.75	117.20	120.30
26	BA	2584	U	C3'-C2'-C1'	-7.75	95.30	101.50
26	BA	613	U	O4'-C1'-N1	7.74	114.39	108.20
1	AA	965	A	P-O3'-C3'	7.73	128.98	119.70
1	AA	25	C	O3'-P-O5'	-7.73	89.32	104.00
3	AW	72	C	P-O3'-C3'	-7.72	110.43	119.70
26	BA	832	G	O4'-C1'-N9	7.72	114.38	108.20
26	BA	2712	U	P-O3'-C3'	7.72	128.97	119.70
1	AA	251	G	P-O3'-C3'	7.72	128.96	119.70
26	BA	931	G	O4'-C1'-N9	7.72	114.37	108.20
1	AA	129(A)	G	P-O3'-C3'	7.72	128.96	119.70
26	BA	1706	U	P-O3'-C3'	7.71	128.95	119.70
26	BA	2019	A	C3'-C2'-C1'	-7.71	95.33	101.50
26	BA	961	C	P-O3'-C3'	7.71	128.95	119.70
1	AA	190(F)	G	P-O3'-C3'	7.69	128.93	119.70
1	AA	701	C	P-O3'-C3'	7.69	128.93	119.70
26	BA	120	U	C1'-O4'-C4'	-7.67	103.76	109.90
26	BA	2626	C	C3'-C2'-C1'	-7.67	95.36	101.50
1	AA	1156	G	OP2-P-O3'	7.67	122.08	105.20
1	AA	569	C	OP2-P-O3'	7.65	122.04	105.20
26	BA	1100	C	P-O3'-C3'	7.65	128.88	119.70
35	BP	83	GLU	CA-C-N	7.65	134.03	117.20
26	BA	1820	U	P-O3'-C3'	7.63	128.85	119.70
28	BE	274	GLY	O-C-N	-7.63	110.24	123.20
26	BA	530	G	O4'-C1'-N9	7.62	114.30	108.20
26	BA	679	C	C3'-C2'-C1'	-7.62	95.40	101.50
26	BA	1255	U	O4'-C1'-N1	7.62	114.30	108.20
25	BB	59	A	OP2-P-O3'	7.62	121.96	105.20
26	BA	2228	G	P-O3'-C3'	-7.62	110.56	119.70
1	AA	727	G	C3'-C2'-C1'	-7.61	95.41	101.50
1	AA	884	U	P-O3'-C3'	7.61	128.82	119.70
26	BA	2057	A	P-O3'-C3'	-7.60	110.58	119.70
25	BB	80	U	O4'-C1'-N1	7.60	114.28	108.20
1	AA	286	G	O3'-P-O5'	-7.59	89.57	104.00
1	AA	927	G	C3'-C2'-C1'	-7.59	95.43	101.50

*Continued on next page...*



*Continued from previous page...*

Mol	Chain	Res	Type	Atoms	Z	Observed(°)	Ideal(°)
10	AG	12	LEU	O-C-N	-7.57	110.58	122.70
26	BA	1239	G	N9-C1'-C2'	7.55	123.82	114.00
26	BA	574	C	P-O3'-C3'	7.54	128.75	119.70
26	BA	2033	A	P-O3'-C3'	7.54	128.75	119.70
26	BA	1208	C	P-O3'-C3'	7.52	128.73	119.70
26	BA	2049	G	P-O3'-C3'	7.52	128.72	119.70
1	AA	281	G	P-O3'-C3'	7.51	128.71	119.70
26	BA	125	G	C1'-O4'-C4'	-7.50	103.90	109.90
26	BA	1964	G	P-O3'-C3'	7.50	128.69	119.70
1	AA	1049	U	P-O3'-C3'	7.49	128.69	119.70
26	BA	342	G	O4'-C1'-N9	7.49	114.19	108.20
26	BA	1664	A	C3'-C2'-C1'	-7.49	95.51	101.50
26	BA	738	G	C3'-C2'-C1'	7.46	107.47	101.50
26	BA	1404	C	P-O3'-C3'	7.46	128.66	119.70
1	AA	365	U	P-O3'-C3'	-7.45	110.76	119.70
1	AA	327	A	P-O3'-C3'	7.45	128.63	119.70
26	BA	1239	G	C8-N9-C4	-7.44	103.42	106.40
26	BA	1630	G	OP2-P-O3'	-7.42	88.87	105.20
26	BA	2228	G	OP2-P-O3'	7.42	121.52	105.20
1	AA	863	U	C1'-O4'-C4'	-7.41	103.97	109.90
26	BA	117	G	O3'-P-O5'	-7.41	89.93	104.00
26	BA	573	G	N9-C1'-C2'	7.40	123.62	114.00
26	BA	832	G	C1'-O4'-C4'	-7.40	103.98	109.90
26	BA	2503	A	C3'-C2'-C1'	-7.40	95.58	101.50
1	AA	501	C	O4'-C1'-N1	7.39	114.11	108.20
1	AA	819	A	O4'-C1'-N9	-7.39	102.29	108.20
26	BA	1772	G	C4'-C3'-C2'	-7.38	95.22	102.60
26	BA	196	A	P-O3'-C3'	7.37	128.54	119.70
26	BA	101	G	N1-C6-O6	-7.36	115.48	119.90
3	AW	25	C	O4'-C4'-C3'	7.36	111.98	106.10
26	BA	1130	U	P-O3'-C3'	7.35	128.52	119.70
1	AA	1190	G	P-O3'-C3'	7.35	128.52	119.70
26	BA	1363	C	C3'-C2'-C1'	-7.35	95.62	101.50
39	BW	79	GLY	CA-C-N	-7.35	96.52	117.10
1	AA	1298	C	OP1-P-O3'	7.34	121.34	105.20
1	AA	993	G	P-O3'-C3'	7.34	128.50	119.70
26	BA	2545	G	OP2-P-O3'	-7.33	89.07	105.20
26	BA	2059	A	C1'-O4'-C4'	-7.33	104.04	109.90
1	AA	196	A	O3'-P-O5'	7.32	117.91	104.00
26	BA	1800	C	O4'-C4'-C3'	-7.32	96.68	104.00
26	BA	2448	A	C1'-O4'-C4'	-7.32	104.04	109.90
26	BA	559	G	P-O3'-C3'	7.32	128.48	119.70

*Continued on next page...*



*Continued from previous page...*

Mol	Chain	Res	Type	Atoms	Z	Observed(°)	Ideal(°)
1	AA	1298	C	P-O3'-C3'	-7.31	110.93	119.70
26	BA	1890	A	OP1-P-O3'	7.31	121.28	105.20
26	BA	1944	U	O3'-P-O5'	7.31	117.89	104.00
26	BA	2589	A	C4'-C3'-C2'	-7.29	95.31	102.60
26	BA	2433	A	OP2-P-O3'	7.29	121.23	105.20
26	BA	1961	C	P-O3'-C3'	-7.28	110.96	119.70
26	BA	2035	G	N3-C4-N9	7.28	130.37	126.00
26	BA	527	C	P-O3'-C3'	7.27	128.43	119.70
1	AA	851	G	C4'-C3'-C2'	-7.24	95.36	102.60
26	BA	1826	G	O4'-C1'-N9	7.24	113.99	108.20
1	AA	108	G	OP1-P-O3'	-7.22	89.31	105.20
26	BA	1924	C	OP2-P-O3'	7.21	121.06	105.20
1	AA	51	A	P-O3'-C3'	7.20	128.34	119.70
26	BA	1924	C	O3'-P-O5'	7.20	117.68	104.00
1	AA	913	A	P-O3'-C3'	7.20	128.33	119.70
1	AA	1145	C	P-O3'-C3'	7.19	128.33	119.70
1	AA	1211	U	O3'-P-O5'	-7.19	90.33	104.00
26	BA	101	G	N7-C8-N9	7.19	116.69	113.10
1	AA	5	U	P-O3'-C3'	7.17	128.31	119.70
26	BA	2080	G	C1'-O4'-C4'	-7.17	104.16	109.90
26	BA	1183	G	C4'-C3'-C2'	-7.17	95.43	102.60
26	BA	1938	A	P-O3'-C3'	7.17	128.31	119.70
26	BA	1988	C	P-O3'-C3'	7.17	128.31	119.70
26	BA	1237	A	C1'-O4'-C4'	-7.17	104.17	109.90
26	BA	2055	C	P-O3'-C3'	7.17	128.30	119.70
26	BA	2286	A	C3'-C2'-C1'	-7.16	95.78	101.50
25	BB	69	G	P-O3'-C3'	-7.15	111.12	119.70
26	BA	128	C	P-O3'-C3'	7.15	128.28	119.70
26	BA	2848	G	C3'-C2'-C1'	-7.14	95.78	101.50
1	AA	429	U	P-O3'-C3'	7.14	128.27	119.70
1	AA	258	G	C1'-O4'-C4'	-7.14	104.19	109.90
26	BA	13	A	P-O3'-C3'	7.13	128.26	119.70
26	BA	1190	G	C5'-C4'-O4'	7.13	117.66	109.10
1	AA	960	U	O3'-P-O5'	-7.13	90.46	104.00
1	AA	1301	U	C1'-O4'-C4'	-7.12	104.20	109.90
28	BE	49	THR	C-N-CA	7.12	151.92	122.00
26	BA	363(F)	A	C3'-C2'-C1'	-7.12	95.80	101.50
26	BA	2734	A	C3'-C2'-C1'	-7.12	95.81	101.50
26	BA	1249	U	O4'-C1'-N1	7.11	113.89	108.20
26	BA	804	A	C1'-O4'-C4'	-7.10	104.22	109.90
26	BA	1085	A	P-O3'-C3'	7.09	128.21	119.70
7	AD	49	ARG	C-N-CA	-7.09	103.97	121.70

*Continued on next page...*



*Continued from previous page...*

Mol	Chain	Res	Type	Atoms	Z	Observed(°)	Ideal(°)
26	BA	578	A	P-O3'-C3'	-7.08	111.20	119.70
26	BA	2589	A	C1'-O4'-C4'	-7.07	104.25	109.90
26	BA	71	A	P-O3'-C3'	7.05	128.16	119.70
1	AA	975	A	P-O3'-C3'	7.05	128.16	119.70
26	BA	2832	U	C1'-O4'-C4'	-7.04	104.27	109.90
1	AA	1522	U	O4'-C1'-N1	7.03	113.83	108.20
25	BB	119	A	C3'-C2'-C1'	-7.03	95.88	101.50
1	AA	1337	G	OP2-P-O3'	-7.03	89.74	105.20
26	BA	1181	C	P-O3'-C3'	7.02	128.13	119.70
26	BA	945	A	O4'-C4'-C3'	-7.02	96.98	104.00
26	BA	1890	A	P-O3'-C3'	7.01	128.12	119.70
1	AA	428	G	P-O3'-C3'	7.01	128.11	119.70
1	AA	1498	U	P-O3'-C3'	7.00	128.10	119.70
26	BA	1851	U	OP1-P-O3'	6.99	120.58	105.20
26	BA	14	A	P-O3'-C3'	6.99	128.09	119.70
26	BA	204	A	P-O3'-C3'	6.99	128.09	119.70
1	AA	202	U	P-O3'-C3'	6.98	128.08	119.70
26	BA	830	G	P-O3'-C3'	6.98	128.08	119.70
26	BA	1828	G	P-O3'-C3'	6.98	128.08	119.70
26	BA	264	C	P-O3'-C3'	-6.98	111.33	119.70
26	BA	101	G	C8-N9-C1'	-6.97	117.93	127.00
26	BA	52	A	OP1-P-O3'	6.97	120.54	105.20
26	BA	1968	G	C3'-C2'-C1'	-6.97	95.92	101.50
26	BA	289	A	O4'-C1'-N9	6.96	113.77	108.20
26	BA	1266	G	P-O3'-C3'	6.95	128.04	119.70
26	BA	2381	C	O3'-P-O5'	-6.95	90.79	104.00
26	BA	971	C	O4'-C1'-N1	6.95	113.76	108.20
1	AA	891	U	O4'-C1'-N1	6.94	113.75	108.20
26	BA	615	G	C3'-C2'-C1'	6.94	107.05	101.50
26	BA	1251	C	C1'-O4'-C4'	-6.94	104.35	109.90
26	BA	1988	C	OP1-P-O3'	6.94	120.46	105.20
26	BA	1673	U	O4'-C1'-N1	6.93	113.75	108.20
26	BA	2756	U	C1'-O4'-C4'	-6.93	104.35	109.90
26	BA	1265	A	C1'-O4'-C4'	-6.93	104.36	109.90
25	BB	66	A	P-O3'-C3'	6.92	128.01	119.70
26	BA	51	G	C3'-C2'-C1'	6.92	107.03	101.50
26	BA	2545	G	O3'-P-O5'	6.92	117.14	104.00
1	AA	1534	A	O3'-P-O5'	-6.90	90.89	104.00
26	BA	223	A	C1'-O4'-C4'	-6.90	104.38	109.90
1	AA	818	G	C1'-O4'-C4'	-6.89	104.38	109.90
1	AA	1532	U	O4'-C1'-N1	6.89	113.71	108.20
26	BA	215	G	P-O3'-C3'	6.88	127.96	119.70

*Continued on next page...*



*Continued from previous page...*

Mol	Chain	Res	Type	Atoms	Z	Observed(°)	Ideal(°)
26	BA	1905	C	OP2-P-O3'	-6.88	90.06	105.20
26	BA	2451	A	P-O3'-C3'	6.88	127.96	119.70
1	AA	914	A	C4'-C3'-C2'	-6.88	95.72	102.60
3	AW	25	C	OP1-P-OP2	-6.88	109.29	119.60
26	BA	2042	A	C5'-C4'-O4'	6.87	117.34	109.10
26	BA	2834	G	C4'-C3'-C2'	-6.87	95.73	102.60
26	BA	2432	A	C1'-O4'-C4'	-6.86	104.41	109.90
1	AA	1189	C	O3'-P-O5'	-6.86	90.97	104.00
26	BA	1210	A	P-O3'-C3'	6.85	127.92	119.70
26	BA	2448	A	O4'-C1'-N9	6.84	113.68	108.20
26	BA	1180	C	P-O3'-C3'	6.84	127.91	119.70
26	BA	2258	C	O4'-C1'-N1	6.84	113.67	108.20
1	AA	701	C	C1'-O4'-C4'	-6.84	104.43	109.90
26	BA	971	C	OP2-P-O3'	6.84	120.25	105.20
26	BA	1980	G	O4'-C1'-N9	-6.84	102.73	108.20
1	AA	591	U	O4'-C1'-N1	6.82	113.65	108.20
1	AA	119	A	O3'-P-O5'	-6.81	91.06	104.00
3	AW	27	C	OP1-P-OP2	-6.81	109.38	119.60
26	BA	2258	C	C1'-O4'-C4'	-6.81	104.45	109.90
26	BA	2595	G	C3'-C2'-C1'	-6.81	96.05	101.50
26	BA	1179	C	P-O3'-C3'	6.81	127.87	119.70
3	AW	65	G	O3'-P-O5'	-6.81	91.07	104.00
1	AA	1528	U	P-O3'-C3'	6.80	127.87	119.70
1	AA	770	C	O4'-C1'-N1	6.79	113.63	108.20
26	BA	2240	C	C1'-O4'-C4'	-6.79	104.47	109.90
26	BA	90	U	P-O3'-C3'	6.79	127.85	119.70
1	AA	239	U	OP2-P-O3'	6.79	120.14	105.20
1	AA	318	G	O4'-C1'-N9	6.78	113.62	108.20
1	AA	877	C	C4'-C3'-C2'	-6.77	95.83	102.60
26	BA	686	G	OP2-P-O3'	6.77	120.10	105.20
1	AA	1337	G	O3'-P-O5'	6.77	116.86	104.00
25	BB	24	G	OP2-P-O3'	-6.77	90.31	105.20
26	BA	2508	G	N9-C1'-C2'	-6.77	104.56	112.00
26	BA	1475	G	C3'-C2'-C1'	-6.77	96.09	101.50
26	BA	1996	C	C5-C6-N1	6.77	124.38	121.00
1	AA	1224	G	C1'-O4'-C4'	-6.76	104.49	109.90
26	BA	1914	C	O4'-C1'-C2'	-6.76	99.04	105.80
1	AA	1502	A	O4'-C1'-N9	6.75	113.60	108.20
26	BA	1742	C	O4'-C4'-C3'	-6.75	97.25	104.00
6	AC	106	VAL	CA-C-N	-6.74	102.36	117.20
26	BA	787	U	O4'-C4'-C3'	-6.74	97.26	104.00
26	BA	1779	U	C3'-C2'-C1'	-6.74	96.11	101.50

*Continued on next page...*



*Continued from previous page...*

Mol	Chain	Res	Type	Atoms	Z	Observed(°)	Ideal(°)
26	BA	788	A	P-O3'-C3'	6.73	127.78	119.70
26	BA	945	A	C1'-O4'-C4'	-6.73	104.51	109.90
26	BA	1586	A	OP1-P-O3'	6.73	120.01	105.20
26	BA	1800	C	C3'-C2'-C1'	-6.73	96.12	101.50
26	BA	1247	A	OP1-P-O3'	6.72	119.98	105.20
26	BA	886	C	P-O3'-C3'	6.71	127.75	119.70
26	BA	587	C	P-O3'-C3'	6.71	127.75	119.70
26	BA	2047	U	P-O3'-C3'	6.69	127.73	119.70
26	BA	1743	G	N9-C1'-C2'	6.69	122.70	114.00
26	BA	2394	C	O3'-P-O5'	6.68	116.70	104.00
26	BA	740	U	C3'-C2'-C1'	6.68	106.84	101.50
26	BA	2035	G	N3-C4-C5	-6.67	125.27	128.60
26	BA	973	A	C1'-O4'-C4'	-6.66	104.57	109.90
26	BA	2451	A	C4'-C3'-C2'	-6.66	95.94	102.60
26	BA	739	G	C3'-C2'-C1'	6.66	106.83	101.50
26	BA	1742	C	C3'-C2'-C1'	-6.65	96.18	101.50
1	AA	9	G	O4'-C1'-N9	6.64	113.52	108.20
3	AW	25	C	O3'-P-O5'	-6.64	91.38	104.00
26	BA	1616	A	O4'-C1'-N9	-6.64	102.89	108.20
1	AA	578	C	O4'-C1'-N1	6.64	113.51	108.20
26	BA	1984	G	O4'-C1'-N9	6.64	113.51	108.20
26	BA	1341	U	P-O3'-C3'	6.63	127.66	119.70
26	BA	984	A	C4'-C3'-C2'	-6.62	95.98	102.60
1	AA	181	G	P-O3'-C3'	6.61	127.64	119.70
26	BA	525	U	O3'-P-O5'	-6.61	91.44	104.00
26	BA	655	A	P-O3'-C3'	6.60	127.62	119.70
1	AA	506	G	O4'-C1'-N9	6.59	113.47	108.20
26	BA	1423	G	C3'-C2'-C1'	-6.59	96.23	101.50
26	BA	221	A	P-O3'-C3'	6.59	127.60	119.70
1	AA	239	U	O3'-P-O5'	-6.56	91.54	104.00
1	AA	1084	G	P-O3'-C3'	6.55	127.56	119.70
26	BA	152	G	C3'-C2'-C1'	-6.54	96.27	101.50
1	AA	356	A	C4'-C3'-C2'	-6.53	96.07	102.60
26	BA	2689	U	C1'-O4'-C4'	-6.53	104.67	109.90
26	BA	1914	C	C2-N1-C1'	6.53	125.98	118.80
1	AA	869	G	OP2-P-O3'	6.52	119.55	105.20
26	BA	714	U	O4'-C1'-N1	6.52	113.42	108.20
1	AA	820	U	P-O3'-C3'	6.52	127.52	119.70
26	BA	120	U	P-O3'-C3'	6.51	127.52	119.70
26	BA	1583	A	C1'-O4'-C4'	-6.51	104.69	109.90
26	BA	2561	A	C3'-C2'-C1'	-6.50	96.30	101.50
26	BA	1618	A	P-O3'-C3'	6.50	127.50	119.70

*Continued on next page...*



*Continued from previous page...*

Mol	Chain	Res	Type	Atoms	Z	Observed(°)	Ideal(°)
1	AA	569	C	P-O3'-C3'	-6.49	111.91	119.70
26	BA	2021	C	N3-C2-O2	-6.49	117.36	121.90
26	BA	2896	C	C3'-C2'-C1'	-6.48	96.31	101.50
1	AA	884	U	O4'-C1'-N1	6.48	113.39	108.20
26	BA	791	C	P-O3'-C3'	6.48	127.48	119.70
26	BA	2644	G	C3'-C2'-C1'	-6.48	96.31	101.50
26	BA	2030	A	P-O3'-C3'	6.48	127.47	119.70
26	BA	2398	U	C4'-C3'-C2'	-6.47	96.12	102.60
26	BA	8	A	P-O3'-C3'	6.47	127.47	119.70
26	BA	1008	C	P-O3'-C3'	6.47	127.46	119.70
26	BA	713	G	C3'-C2'-C1'	-6.46	96.34	101.50
1	AA	873	A	P-O3'-C3'	6.45	127.44	119.70
26	BA	348	G	P-O3'-C3'	6.45	127.44	119.70
26	BA	2267	A	O4'-C1'-N9	6.45	113.36	108.20
26	BA	809	G	O3'-P-O5'	-6.45	91.75	104.00
1	AA	733	A	O3'-P-O5'	6.44	116.24	104.00
26	BA	1239	G	N3-C4-C5	-6.44	125.38	128.60
26	BA	817	C	C6-N1-C2	-6.44	117.72	120.30
26	BA	141(A)	C	O4'-C1'-N1	6.44	113.35	108.20
26	BA	1552	G	C3'-C2'-C1'	-6.43	96.35	101.50
26	BA	1522	G	C3'-C2'-C1'	-6.43	96.36	101.50
1	AA	501	C	C3'-C2'-C1'	-6.43	96.36	101.50
26	BA	1968	G	O4'-C4'-C3'	-6.43	97.57	104.00
1	AA	1453	G	C1'-O4'-C4'	-6.43	104.76	109.90
26	BA	324	A	OP2-P-O3'	6.43	119.34	105.20
1	AA	1046	A	OP2-P-O3'	-6.42	91.07	105.20
26	BA	1055	G	OP2-P-O3'	-6.42	91.07	105.20
1	AA	1398	A	C3'-C2'-C1'	-6.42	96.37	101.50
26	BA	147	U	O4'-C1'-N1	6.42	113.33	108.20
1	AA	28	G	C3'-C2'-C1'	-6.41	96.37	101.50
26	BA	271	G	P-O3'-C3'	6.41	127.40	119.70
26	BA	1187	G	P-O3'-C3'	6.41	127.40	119.70
26	BA	1544	C	O4'-C1'-N1	6.41	113.33	108.20
26	BA	1667	G	C3'-C2'-C1'	6.41	106.63	101.50
25	BB	11	C	OP2-P-O3'	6.40	119.29	105.20
26	BA	301	G	O4'-C1'-N9	6.40	113.32	108.20
1	AA	1532	U	C3'-C2'-C1'	-6.40	96.38	101.50
26	BA	1980	G	C2'-C3'-O3'	6.39	123.93	113.70
26	BA	1732	A	C1'-O4'-C4'	-6.39	104.79	109.90
1	AA	1377	A	P-O3'-C3'	6.39	127.37	119.70
26	BA	532	A	P-O3'-C3'	6.39	127.37	119.70
26	BA	71	A	C1'-O4'-C4'	-6.39	104.79	109.90

*Continued on next page...*



*Continued from previous page...*

Mol	Chain	Res	Type	Atoms	Z	Observed(°)	Ideal(°)
1	AA	1400	C	C3'-C2'-C1'	6.38	106.61	101.50
25	BB	90	C	O4'-C1'-N1	6.38	113.30	108.20
26	BA	699	A	OP1-P-O3'	6.38	119.23	105.20
26	BA	1239	G	C4-N9-C1'	6.37	134.78	126.50
1	AA	890	G	C1'-O4'-C4'	-6.37	104.81	109.90
1	AA	1452	C	C2-N1-C1'	6.36	125.79	118.80
26	BA	103	A	P-O3'-C3'	6.36	127.33	119.70
26	BA	1088	A	C1'-O4'-C4'	-6.36	104.81	109.90
26	BA	2238	G	C1'-O4'-C4'	-6.35	104.82	109.90
1	AA	917	G	C4'-C3'-C2'	-6.34	96.26	102.60
26	BA	1183	G	C3'-C2'-C1'	-6.34	96.42	101.50
26	BA	1702	G	C3'-C2'-C1'	-6.34	96.42	101.50
26	BA	2040	C	O3'-P-O5'	-6.34	91.95	104.00
26	BA	627	A	C4'-C3'-C2'	-6.34	96.26	102.60
26	BA	2542	A	P-O3'-C3'	6.33	127.30	119.70
1	AA	1481	U	O4'-C1'-N1	6.33	113.27	108.20
26	BA	456	C	O4'-C1'-N1	6.33	113.26	108.20
26	BA	2019	A	P-O3'-C3'	6.33	127.30	119.70
26	BA	2345	G	C1'-O4'-C4'	-6.33	104.83	109.90
1	AA	1117	G	O3'-P-O5'	-6.33	91.98	104.00
26	BA	1439	A	O4'-C1'-N9	6.33	113.26	108.20
26	BA	1621	U	O4'-C1'-N1	6.33	113.26	108.20
26	BA	1266	G	C4'-C3'-C2'	-6.32	96.28	102.60
26	BA	676	A	C1'-O4'-C4'	-6.31	104.85	109.90
26	BA	1926	U	C3'-C2'-C1'	-6.30	96.46	101.50
26	BA	2062	A	O4'-C1'-N9	6.30	113.24	108.20
1	AA	859	A	O4'-C1'-N9	6.29	113.23	108.20
26	BA	1559	G	C4'-C3'-C2'	-6.29	96.31	102.60
1	AA	944	G	OP1-P-O3'	-6.29	91.37	105.20
26	BA	2428	G	C4'-C3'-C2'	-6.29	96.31	102.60
26	BA	264	C	O3'-P-O5'	-6.29	92.06	104.00
26	BA	1571	A	O4'-C1'-C2'	-6.29	99.51	105.80
1	AA	30	U	P-O3'-C3'	6.28	127.23	119.70
1	AA	939	G	C1'-O4'-C4'	-6.28	104.88	109.90
1	AA	634	C	O4'-C1'-N1	6.27	113.22	108.20
1	AA	723	U	C2-N1-C1'	6.27	125.23	117.70
26	BA	1747	G	O4'-C1'-N9	6.27	113.22	108.20
26	BA	1825	A	C1'-O4'-C4'	-6.27	104.88	109.90
26	BA	2517	C	P-O3'-C3'	6.27	127.23	119.70
26	BA	712(A)	A	OP2-P-O3'	6.27	119.00	105.20
26	BA	1939	U	O4'-C1'-N1	6.27	113.21	108.20
26	BA	2718	G	P-O3'-C3'	6.27	127.22	119.70

*Continued on next page...*



*Continued from previous page...*

Mol	Chain	Res	Type	Atoms	Z	Observed(°)	Ideal(°)
1	AA	32	A	C1'-O4'-C4'	-6.27	104.89	109.90
26	BA	322	A	C4'-C3'-C2'	-6.26	96.34	102.60
26	BA	1536	A	P-O3'-C3'	6.26	127.21	119.70
1	AA	27	G	P-O3'-C3'	6.26	127.21	119.70
26	BA	1941	C	C4'-C3'-C2'	-6.25	96.35	102.60
1	AA	652	U	O4'-C1'-N1	6.25	113.20	108.20
1	AA	776	G	OP1-P-O3'	6.25	118.94	105.20
26	BA	1055	G	OP1-P-O3'	-6.25	91.46	105.20
26	BA	626	U	O4'-C4'-C3'	-6.25	97.75	104.00
26	BA	102	G	O4'-C4'-C3'	-6.24	97.76	104.00
1	AA	1300	G	P-O3'-C3'	6.24	127.19	119.70
26	BA	1183	G	C5'-C4'-O4'	6.24	116.59	109.10
26	BA	1970	A	O4'-C1'-N9	6.24	113.19	108.20
26	BA	2267	A	P-O3'-C3'	-6.24	112.21	119.70
1	AA	915	A	C3'-C2'-C1'	-6.24	96.51	101.50
26	BA	2021	C	C2-N1-C1'	6.24	125.66	118.80
26	BA	2062	A	C1'-O4'-C4'	-6.23	104.91	109.90
1	AA	1108	G	C4'-C3'-C2'	-6.23	96.37	102.60
26	BA	328	U	C2-N1-C1'	6.23	125.18	117.70
26	BA	1239	G	N7-C8-N9	6.23	116.22	113.10
1	AA	1345	U	OP2-P-O3'	6.23	118.90	105.20
26	BA	899	A	C3'-C2'-C1'	-6.23	96.52	101.50
26	BA	527	C	C3'-C2'-C1'	6.23	106.48	101.50
26	BA	1230	C	O4'-C1'-N1	6.22	113.17	108.20
26	BA	1527	G	C8-N9-C4	-6.21	103.92	106.40
1	AA	543	C	O4'-C1'-N1	6.21	113.17	108.20
26	BA	321	G	C3'-C2'-C1'	6.21	106.47	101.50
26	BA	597	U	O4'-C1'-N1	6.20	113.16	108.20
26	BA	2788	C	C3'-C2'-C1'	-6.20	96.54	101.50
26	BA	1542	G	C4'-C3'-C2'	-6.20	96.40	102.60
1	AA	1024	G	O3'-P-O5'	-6.20	92.23	104.00
26	BA	1248	G	N9-C1'-C2'	6.20	122.05	114.00
26	BA	2856	C	C3'-C2'-C1'	-6.19	96.55	101.50
26	BA	574	C	C1'-O4'-C4'	-6.19	104.95	109.90
26	BA	1917	U	P-O3'-C3'	6.19	127.13	119.70
1	AA	396	G	C1'-O4'-C4'	-6.19	104.95	109.90
26	BA	532	A	C1'-O4'-C4'	-6.18	104.95	109.90
1	AA	806	C	O4'-C1'-N1	6.18	113.14	108.20
26	BA	1961	C	O3'-P-O5'	-6.18	92.26	104.00
1	AA	92	C	O4'-C1'-N1	6.17	113.14	108.20
1	AA	859	A	C1'-O4'-C4'	-6.17	104.96	109.90
1	AA	1285	A	P-O3'-C3'	6.17	127.11	119.70

*Continued on next page...*



*Continued from previous page...*

Mol	Chain	Res	Type	Atoms	Z	Observed(°)	Ideal(°)
25	BB	24	G	OP1-P-O3'	-6.17	91.63	105.20
1	AA	250	A	P-O3'-C3'	6.17	127.10	119.70
1	AA	717	C	OP2-P-O3'	-6.16	91.64	105.20
2	AV	25	C	OP2-P-O3'	6.16	118.75	105.20
26	BA	571	A	C1'-O4'-C4'	-6.16	104.97	109.90
26	BA	2692	C	C4'-C3'-C2'	-6.16	96.44	102.60
26	BA	2252	G	C3'-C2'-C1'	-6.15	96.58	101.50
26	BA	1210	A	C1'-O4'-C4'	-6.14	104.99	109.90
1	AA	573	A	P-O3'-C3'	6.14	127.07	119.70
26	BA	687	C	C3'-C2'-C1'	6.14	106.41	101.50
1	AA	1004	A	C1'-O4'-C4'	-6.14	104.99	109.90
1	AA	290	C	C5-C6-N1	6.13	124.07	121.00
26	BA	535	C	C3'-C2'-C1'	-6.13	96.59	101.50
7	AD	49	ARG	O-C-N	6.13	132.51	122.70
26	BA	2091	U	C3'-C2'-C1'	-6.13	96.60	101.50
26	BA	1552	G	C4'-C3'-C2'	-6.13	96.47	102.60
26	BA	2287	A	OP2-P-O3'	6.12	118.67	105.20
26	BA	1758	G	O4'-C1'-N9	6.12	113.10	108.20
26	BA	1313	U	O4'-C1'-N1	6.12	113.09	108.20
26	BA	2683	C	C4'-C3'-C2'	-6.11	96.49	102.60
26	BA	363(D)	G	O4'-C1'-N9	6.11	113.09	108.20
26	BA	2886	G	C3'-C2'-C1'	-6.11	96.61	101.50
1	AA	908	A	C3'-C2'-C1'	-6.11	96.61	101.50
26	BA	2016	U	P-O3'-C3'	6.11	127.03	119.70
26	BA	1253	A	N9-C1'-C2'	6.10	121.94	114.00
26	BA	363(D)	G	C1'-O4'-C4'	-6.10	105.02	109.90
1	AA	344	A	P-O3'-C3'	6.10	127.02	119.70
26	BA	1796	U	C1'-O4'-C4'	-6.10	105.02	109.90
1	AA	372	C	C1'-O4'-C4'	-6.10	105.02	109.90
3	AW	21	A	O3'-P-O5'	-6.10	92.41	104.00
26	BA	2219	G	OP1-P-OP2	-6.10	110.46	119.60
1	AA	1004	A	O3'-P-O5'	-6.09	92.42	104.00
1	AA	1397	C	N1-C2-O2	6.09	122.56	118.90
1	AA	849	C	O4'-C1'-N1	6.09	113.07	108.20
26	BA	1202	C	C2-N1-C1'	6.09	125.50	118.80
1	AA	871	U	P-O3'-C3'	6.08	127.00	119.70
26	BA	2399	G	C3'-C2'-C1'	-6.08	96.63	101.50
26	BA	1585	C	C3'-C2'-C1'	6.08	106.36	101.50
26	BA	1604	C	O4'-C1'-N1	6.08	113.06	108.20
26	BA	710	G	C3'-C2'-C1'	-6.07	96.64	101.50
26	BA	777	A	O4'-C1'-N9	6.07	113.06	108.20
1	AA	353	A	O4'-C1'-N9	6.07	113.06	108.20

*Continued on next page...*



*Continued from previous page...*

Mol	Chain	Res	Type	Atoms	Z	Observed(°)	Ideal(°)
26	BA	456	C	C4'-C3'-C2'	-6.07	96.53	102.60
1	AA	917	G	C3'-C2'-C1'	-6.07	96.64	101.50
26	BA	974(A)	C	C3'-C2'-C1'	6.07	106.35	101.50
1	AA	1413	A	C3'-C2'-C1'	-6.06	96.65	101.50
26	BA	525	U	O4'-C1'-N1	6.06	113.05	108.20
1	AA	302	G	C8-N9-C4	-6.06	103.97	106.40
26	BA	1625	C	P-O3'-C3'	6.06	126.97	119.70
1	AA	603	U	C3'-C2'-C1'	-6.05	96.66	101.50
1	AA	748	C	P-O3'-C3'	6.05	126.96	119.70
1	AA	904	C	O4'-C1'-N1	6.05	113.04	108.20
26	BA	669	G	C3'-C2'-C1'	6.05	106.34	101.50
26	BA	1647	G	P-O3'-C3'	6.04	126.95	119.70
1	AA	765	G	OP1-P-O3'	6.04	118.49	105.20
26	BA	734	A	O3'-P-O5'	-6.04	92.52	104.00
26	BA	2267	A	C4'-C3'-C2'	-6.04	96.56	102.60
26	BA	2224	G	OP1-P-OP2	-6.03	110.55	119.60
26	BA	1206	G	C1'-O4'-C4'	-6.02	105.08	109.90
26	BA	1108	U	OP2-P-O3'	6.02	118.44	105.20
26	BA	1991	U	C3'-C2'-C1'	-6.02	96.69	101.50
1	AA	727	G	O4'-C4'-C3'	-6.02	97.98	104.00
26	BA	460	A	P-O3'-C3'	-6.01	112.48	119.70
1	AA	1297	C	P-O3'-C3'	6.01	126.91	119.70
50	B5	30	LEU	CA-C-N	6.01	130.42	117.20
1	AA	339	C	O4'-C1'-N1	6.00	113.00	108.20
26	BA	296	C	C4'-C3'-C2'	-6.00	96.60	102.60
26	BA	503	A	C3'-C2'-C1'	6.00	106.30	101.50
26	BA	1824	G	C4'-C3'-C2'	-5.99	96.61	102.60
8	AE	12	LEU	CA-CB-CG	5.99	129.07	115.30
26	BA	154	G	N3-C4-C5	-5.99	125.61	128.60
26	BA	525	U	OP1-P-O3'	5.98	118.36	105.20
1	AA	510	A	O4'-C1'-N9	5.98	112.98	108.20
1	AA	1156	G	O3'-P-O5'	-5.98	92.64	104.00
26	BA	2832	U	O4'-C1'-C2'	-5.98	99.82	105.80
1	AA	65	U	C3'-C2'-C1'	5.98	106.28	101.50
26	BA	270(L)	U	P-O3'-C3'	5.97	126.86	119.70
26	BA	586	A	N9-C1'-C2'	-5.97	105.44	112.00
26	BA	775	G	C3'-C2'-C1'	5.96	106.27	101.50
26	BA	984	A	C1'-O4'-C4'	-5.96	105.13	109.90
1	AA	296	U	O4'-C1'-N1	5.96	112.97	108.20
26	BA	1131	G	P-O3'-C3'	5.96	126.85	119.70
26	BA	1912	A	C1'-O4'-C4'	-5.96	105.13	109.90
1	AA	728	A	O4'-C1'-N9	5.95	112.96	108.20

*Continued on next page...*



*Continued from previous page...*

Mol	Chain	Res	Type	Atoms	Z	Observed(°)	Ideal(°)
26	BA	945	A	C4'-C3'-C2'	-5.95	96.65	102.60
26	BA	1239	G	O4'-C1'-N9	5.95	112.96	108.20
1	AA	870	U	C3'-C2'-C1'	5.95	106.26	101.50
1	AA	974	A	OP2-P-O3'	-5.95	92.11	105.20
26	BA	351	G	C4'-C3'-C2'	-5.93	96.67	102.60
26	BA	371	A	P-O3'-C3'	5.93	126.82	119.70
26	BA	2218	G	O3'-P-O5'	-5.93	92.72	104.00
3	AW	15	G	N9-C1'-C2'	-5.93	105.47	112.00
26	BA	787	U	C4'-C3'-C2'	-5.93	96.67	102.60
1	AA	219	C	P-O3'-C3'	-5.93	112.58	119.70
1	AA	1453	G	O4'-C1'-N9	5.93	112.94	108.20
26	BA	294	A	O4'-C4'-C3'	-5.92	98.08	104.00
26	BA	1437	C	P-O3'-C3'	5.92	126.81	119.70
1	AA	1125	U	P-O3'-C3'	5.92	126.81	119.70
26	BA	1183	G	C1'-O4'-C4'	-5.92	105.16	109.90
26	BA	2245	U	C1'-O4'-C4'	-5.92	105.16	109.90
26	BA	1498	C	C2-N1-C1'	5.92	125.31	118.80
26	BA	120	U	O4'-C1'-N1	5.92	112.93	108.20
26	BA	2584	U	N1-C1'-C2'	-5.92	105.49	112.00
1	AA	882	C	O4'-C1'-N1	5.91	112.93	108.20
26	BA	1207	C	C1'-O4'-C4'	-5.91	105.17	109.90
26	BA	1507	A	C1'-O4'-C4'	-5.91	105.17	109.90
26	BA	2196	C	P-O3'-C3'	-5.90	112.62	119.70
26	BA	1664	A	C8-N9-C4	-5.90	103.44	105.80
26	BA	779	U	O4'-C1'-N1	5.90	112.92	108.20
1	AA	127	G	C3'-C2'-C1'	-5.89	96.79	101.50
25	BB	11	C	OP1-P-O3'	-5.89	92.25	105.20
26	BA	962	G	P-O3'-C3'	5.89	126.76	119.70
26	BA	1206	G	O4'-C1'-N9	5.89	112.91	108.20
26	BA	148	C	O4'-C1'-N1	5.88	112.90	108.20
26	BA	508	G	P-O3'-C3'	5.88	126.76	119.70
26	BA	1241	A	N7-C8-N9	5.88	116.74	113.80
1	AA	869	G	P-O3'-C3'	-5.88	112.65	119.70
26	BA	102	G	O4'-C1'-N9	5.88	112.90	108.20
26	BA	1011	G	C1'-O4'-C4'	-5.88	105.20	109.90
26	BA	2035	G	C2-N3-C4	5.87	114.83	111.90
1	AA	1396	A	OP2-P-O3'	5.87	118.10	105.20
1	AA	1094	G	C1'-O4'-C4'	-5.86	105.21	109.90
26	BA	371	A	O4'-C1'-N9	5.86	112.89	108.20
26	BA	1836	C	C3'-C2'-C1'	-5.86	96.81	101.50
1	AA	553	A	O4'-C1'-N9	5.86	112.89	108.20
26	BA	685	A	P-O3'-C3'	5.86	126.73	119.70

*Continued on next page...*



*Continued from previous page...*

Mol	Chain	Res	Type	Atoms	Z	Observed(°)	Ideal(°)
26	BA	787	U	C5'-C4'-O4'	5.86	116.13	109.10
26	BA	190	A	C1'-O4'-C4'	-5.85	105.22	109.90
1	AA	740	U	O4'-C1'-N1	5.85	112.88	108.20
26	BA	2035	G	C5-C6-N1	5.85	114.42	111.50
26	BA	1489	U	C1'-O4'-C4'	-5.85	105.22	109.90
26	BA	1102	C	C2-N1-C1'	5.84	125.23	118.80
26	BA	1241	A	C8-N9-C4	-5.84	103.46	105.80
26	BA	445	C	C1'-O4'-C4'	-5.83	105.23	109.90
26	BA	1944	U	P-O3'-C3'	5.83	126.70	119.70
26	BA	767	U	O4'-C1'-N1	5.83	112.86	108.20
26	BA	27	G	C8-N9-C4	-5.83	104.07	106.40
26	BA	1342	A	P-O3'-C3'	5.83	126.69	119.70
26	BA	316	C	OP1-P-O3'	-5.82	92.39	105.20
26	BA	1489	U	P-O3'-C3'	5.82	126.69	119.70
26	BA	1930	G	P-O3'-C3'	5.82	126.68	119.70
26	BA	791	C	C3'-C2'-C1'	5.82	106.16	101.50
26	BA	602	G	P-O3'-C3'	5.82	126.68	119.70
1	AA	367	U	P-O3'-C3'	5.81	126.68	119.70
26	BA	359	A	P-O3'-C3'	-5.81	112.72	119.70
1	AA	1452	C	N1-C2-O2	5.81	122.39	118.90
1	AA	804	U	OP2-P-O3'	5.80	117.97	105.20
1	AA	1418	A	P-O3'-C3'	5.80	126.67	119.70
1	AA	576	G	P-O3'-C3'	5.80	126.66	119.70
3	AW	27	C	C5'-C4'-C3'	5.80	125.29	116.00
1	AA	888	G	C5-C6-O6	-5.80	125.12	128.60
26	BA	1482	U	C3'-C2'-C1'	-5.80	96.86	101.50
1	AA	542	G	C4'-C3'-C2'	-5.79	96.81	102.60
26	BA	2895	U	C4'-C3'-C2'	-5.79	96.81	102.60
1	AA	1504	G	O3'-P-O5'	-5.79	93.01	104.00
26	BA	296	C	O4'-C4'-C3'	-5.78	98.22	104.00
26	BA	332	A	P-O3'-C3'	5.78	126.64	119.70
26	BA	1339	G	P-O3'-C3'	5.78	126.64	119.70
26	BA	1890	A	OP2-P-O3'	-5.78	92.48	105.20
26	BA	2076	U	C3'-C2'-C1'	-5.78	96.88	101.50
26	BA	1476	C	C1'-O4'-C4'	-5.78	105.28	109.90
26	BA	1809	A	O4'-C1'-N9	5.78	112.82	108.20
26	BA	1914	C	N1-C2-O2	5.77	122.36	118.90
1	AA	607	A	C4'-C3'-C2'	-5.77	96.83	102.60
25	BB	-1	A	O4'-C1'-N9	5.76	112.81	108.20
26	BA	512	G	C8-N9-C4	-5.76	104.09	106.40
26	BA	110	G	O3'-P-O5'	-5.76	93.06	104.00
26	BA	1181	C	O4'-C1'-N1	5.76	112.81	108.20

*Continued on next page...*



*Continued from previous page...*

Mol	Chain	Res	Type	Atoms	Z	Observed(°)	Ideal(°)
26	BA	352	G	N7-C8-N9	5.76	115.98	113.10
1	AA	315	A	O3'-P-O5'	-5.76	93.06	104.00
26	BA	1808	U	C2-N1-C1'	5.76	124.61	117.70
26	BA	792	G	C1'-O4'-C4'	-5.75	105.30	109.90
26	BA	1757	U	C3'-C2'-C1'	-5.75	96.90	101.50
1	AA	18	C	O4'-C1'-N1	5.75	112.80	108.20
26	BA	498	G	C8-N9-C4	-5.74	104.10	106.40
1	AA	1193	G	C3'-C2'-C1'	-5.74	96.91	101.50
25	BB	106	G	OP1-P-O3'	-5.74	92.58	105.20
26	BA	459	U	O4'-C1'-N1	5.74	112.79	108.20
1	AA	976	G	C1'-O4'-C4'	-5.73	105.31	109.90
26	BA	1266	G	O4'-C1'-N9	5.73	112.79	108.20
26	BA	133	C	O4'-C1'-N1	5.73	112.78	108.20
26	BA	2554	U	C4'-C3'-C2'	-5.72	96.88	102.60
26	BA	2045	C	C5'-C4'-O4'	5.72	115.96	109.10
26	BA	2825	C	P-O3'-C3'	-5.72	112.84	119.70
26	BA	503	A	P-O3'-C3'	5.72	126.56	119.70
1	AA	902	G	P-O3'-C3'	5.71	126.55	119.70
26	BA	688	U	C1'-O4'-C4'	-5.71	105.33	109.90
1	AA	801	U	O4'-C1'-N1	5.70	112.76	108.20
26	BA	380	U	C3'-C2'-C1'	-5.70	96.94	101.50
1	AA	1301	U	O4'-C1'-N1	5.70	112.76	108.20
1	AA	1084	G	C3'-C2'-C1'	5.69	106.06	101.50
1	AA	820	U	OP2-P-O3'	5.69	117.72	105.20
1	AA	1237	C	OP2-P-O3'	-5.69	92.68	105.20
1	AA	1297	C	C3'-C2'-C1'	5.69	106.05	101.50
26	BA	280	C	OP1-P-O3'	5.69	117.72	105.20
1	AA	508	C	P-O3'-C3'	5.69	126.53	119.70
1	AA	732	C	O4'-C1'-N1	5.69	112.75	108.20
26	BA	793	A	O3'-P-O5'	5.69	114.81	104.00
1	AA	776	G	OP2-P-O3'	-5.68	92.70	105.20
1	AA	1211	U	OP2-P-O3'	5.68	117.70	105.20
26	BA	421	U	O3'-P-O5'	5.68	114.80	104.00
26	BA	2539	C	C4'-C3'-C2'	-5.68	96.92	102.60
26	BA	1730	U	O4'-C1'-N1	5.68	112.74	108.20
1	AA	738	C	C3'-C2'-C1'	-5.68	96.96	101.50
26	BA	646	A	C3'-C2'-C1'	5.68	106.04	101.50
26	BA	2553	G	C4'-C3'-C2'	-5.68	96.92	102.60
1	AA	524	G	P-O3'-C3'	5.67	126.51	119.70
26	BA	1667	G	N3-C4-C5	-5.67	125.76	128.60
26	BA	2579	C	C3'-C2'-C1'	-5.67	96.96	101.50
26	BA	1905	C	O3'-P-O5'	5.67	114.78	104.00

*Continued on next page...*



*Continued from previous page...*

Mol	Chain	Res	Type	Atoms	Z	Observed(°)	Ideal(°)
45	BV	91	THR	O-C-N	5.67	131.77	122.70
1	AA	311	C	OP1-P-O3'	-5.67	92.73	105.20
1	AA	342	C	O4'-C1'-N1	5.67	112.73	108.20
1	AA	1380	U	C1'-O4'-C4'	-5.67	105.36	109.90
26	BA	1378	A	P-O3'-C3'	5.67	126.50	119.70
1	AA	413	G	C1'-O4'-C4'	-5.66	105.37	109.90
26	BA	218	A	C1'-O4'-C4'	-5.65	105.38	109.90
26	BA	1669	A	P-O3'-C3'	5.65	126.48	119.70
1	AA	587	G	OP2-P-O3'	5.65	117.64	105.20
1	AA	616	G	C3'-C2'-C1'	-5.65	96.98	101.50
26	BA	1796	U	O4'-C1'-N1	5.65	112.72	108.20
39	BW	79	GLY	C-N-CA	-5.65	98.27	122.00
25	BB	69	G	OP1-P-O3'	-5.65	92.77	105.20
26	BA	1914	C	C6-N1-C2	-5.65	118.04	120.30
1	AA	893	C	O4'-C1'-N1	5.65	112.72	108.20
26	BA	70	G	OP2-P-O3'	5.65	117.62	105.20
1	AA	481	G	C3'-C2'-C1'	5.64	106.02	101.50
26	BA	1261	C	O3'-P-O5'	-5.64	93.27	104.00
26	BA	1509	C	N1-C2-O2	5.64	122.29	118.90
1	AA	1451	A	C3'-C2'-C1'	-5.64	96.99	101.50
2	AV	45	G	OP1-P-O3'	-5.64	92.80	105.20
17	AN	27	CYS	CA-CB-SG	5.64	124.15	114.00
1	AA	438	G	C3'-C2'-C1'	5.63	106.01	101.50
25	BB	0	A	O4'-C1'-N9	5.63	112.71	108.20
26	BA	271(C)	U	OP2-P-O3'	5.63	117.59	105.20
26	BA	1132	A	C1'-O4'-C4'	-5.63	105.40	109.90
26	BA	1914	C	N1-C1'-C2'	5.63	121.31	114.00
1	AA	359	U	O4'-C1'-N1	5.62	112.70	108.20
26	BA	352	G	C8-N9-C4	-5.62	104.15	106.40
1	AA	498	U	C3'-C2'-C1'	5.62	106.00	101.50
1	AA	1397	C	C2-N1-C1'	5.62	124.98	118.80
1	AA	586	C	O4'-C1'-N1	5.61	112.69	108.20
26	BA	1070	A	O4'-C1'-N9	5.61	112.69	108.20
26	BA	1984	G	C4'-C3'-C2'	-5.61	96.99	102.60
1	AA	522	C	C4'-C3'-C2'	-5.61	97.00	102.60
26	BA	2022	U	O3'-P-O5'	-5.60	93.35	104.00
1	AA	412	A	C1'-O4'-C4'	-5.60	105.42	109.90
26	BA	162	U	C3'-C2'-C1'	5.60	105.98	101.50
1	AA	1192	C	C3'-C2'-C1'	-5.60	97.02	101.50
26	BA	1668	A	P-O3'-C3'	5.60	126.42	119.70
26	BA	2524	G	C4'-C3'-C2'	-5.59	97.01	102.60
26	BA	2824	C	C3'-C2'-C1'	-5.59	97.03	101.50

*Continued on next page...*



*Continued from previous page...*

Mol	Chain	Res	Type	Atoms	Z	Observed(°)	Ideal(°)
26	BA	1626	G	OP2-P-O3'	5.59	117.49	105.20
26	BA	1924	C	C6-N1-C2	-5.59	118.06	120.30
26	BA	1437	C	C4'-C3'-C2'	-5.58	97.02	102.60
1	AA	1399	C	C1'-O4'-C4'	-5.58	105.44	109.90
1	AA	1400	C	P-O3'-C3'	5.58	126.40	119.70
26	BA	101	G	C6-N1-C2	-5.58	121.75	125.10
26	BA	1914	C	N3-C2-O2	-5.58	118.00	121.90
26	BA	563	G	N3-C4-C5	-5.58	125.81	128.60
1	AA	403	C	O4'-C1'-N1	5.57	112.66	108.20
1	AA	485	G	C1'-O4'-C4'	-5.57	105.45	109.90
1	AA	1510	U	C3'-C2'-C1'	-5.56	97.05	101.50
26	BA	1991	U	O3'-P-O5'	5.56	114.57	104.00
26	BA	817	C	O4'-C1'-N1	5.56	112.65	108.20
26	BA	946	G	O4'-C1'-N9	5.56	112.65	108.20
26	BA	1251	C	N1-C2-O2	5.56	122.23	118.90
26	BA	1442	G	O4'-C1'-N9	5.55	112.64	108.20
1	AA	571	U	C2-N1-C1'	5.55	124.36	117.70
26	BA	134	C	O4'-C1'-N1	5.55	112.64	108.20
1	AA	587	G	O3'-P-O5'	-5.55	93.46	104.00
26	BA	286	C	O4'-C1'-N1	5.55	112.64	108.20
26	BA	973	A	C5'-C4'-C3'	5.55	124.87	116.00
1	AA	234	C	C3'-C2'-C1'	-5.54	97.06	101.50
1	AA	290	C	C3'-C2'-C1'	-5.54	97.06	101.50
23	AT	84	LEU	CA-CB-CG	5.54	128.05	115.30
1	AA	1064	G	O4'-C1'-N9	5.54	112.63	108.20
1	AA	233	C	O4'-C1'-N1	5.54	112.63	108.20
3	AW	26	G	OP1-P-OP2	-5.54	111.29	119.60
26	BA	479	A	O4'-C1'-N9	5.54	112.63	108.20
26	BA	2003	G	C1'-O4'-C4'	-5.54	105.47	109.90
26	BA	270(M)	U	C2-N1-C1'	5.54	124.34	117.70
26	BA	1970	A	C1'-O4'-C4'	-5.54	105.47	109.90
26	BA	2317	C	C4'-C3'-C2'	-5.53	97.07	102.60
1	AA	836	G	C4'-C3'-C2'	-5.53	97.07	102.60
26	BA	1669	A	C4'-C3'-C2'	-5.53	97.07	102.60
1	AA	709	G	O4'-C1'-N9	5.53	112.62	108.20
26	BA	848	G	C3'-C2'-C1'	-5.53	97.08	101.50
3	AW	25	C	P-O3'-C3'	5.53	126.33	119.70
26	BA	1498	C	N1-C1'-C2'	5.53	121.19	114.00
26	BA	342	G	O4'-C4'-C3'	-5.53	98.47	104.00
26	BA	1211	U	P-O3'-C3'	5.52	126.33	119.70
26	BA	2846	G	P-O3'-C3'	5.52	126.33	119.70
1	AA	242	C	O4'-C1'-N1	5.52	112.62	108.20

*Continued on next page...*



*Continued from previous page...*

Mol	Chain	Res	Type	Atoms	Z	Observed(°)	Ideal(°)
1	AA	276	G	C3'-C2'-C1'	-5.52	97.08	101.50
1	AA	496	A	P-O3'-C3'	5.52	126.33	119.70
26	BA	16	G	C5'-C4'-O4'	5.52	115.72	109.10
25	BB	28	C	O4'-C1'-N1	5.52	112.61	108.20
26	BA	530	G	C1'-O4'-C4'	-5.52	105.49	109.90
26	BA	2855	C	C3'-C2'-C1'	-5.52	97.09	101.50
26	BA	462	C	O4'-C1'-N1	5.51	112.61	108.20
26	BA	815	C	O4'-C1'-N1	5.51	112.61	108.20
26	BA	1214	A	C1'-O4'-C4'	-5.51	105.49	109.90
26	BA	1056	G	C1'-O4'-C4'	-5.51	105.49	109.90
26	BA	1653	G	C3'-C2'-C1'	5.51	105.91	101.50
1	AA	542	G	O4'-C1'-N9	5.50	112.60	108.20
1	AA	499	A	C1'-O4'-C4'	-5.50	105.50	109.90
26	BA	232	G	O3'-P-O5'	-5.50	93.56	104.00
26	BA	1968	G	C4'-C3'-C2'	-5.50	97.10	102.60
3	AW	25	C	O4'-C1'-N1	-5.50	103.80	108.20
26	BA	2454	G	O3'-P-O5'	5.50	114.44	104.00
26	BA	1206	G	C3'-C2'-C1'	-5.49	97.11	101.50
26	BA	1088	A	O4'-C1'-N9	5.49	112.59	108.20
1	AA	1101	A	P-O3'-C3'	5.49	126.28	119.70
26	BA	434	U	C3'-C2'-C1'	5.48	105.89	101.50
26	BA	625	G	C3'-C2'-C1'	-5.48	97.11	101.50
26	BA	774	A	O4'-C1'-N9	5.48	112.58	108.20
26	BA	1763	G	P-O3'-C3'	5.48	126.28	119.70
1	AA	969	A	O4'-C1'-N9	5.48	112.58	108.20
1	AA	356	A	O4'-C1'-N9	5.48	112.58	108.20
26	BA	1025	G	C4'-C3'-C2'	-5.48	97.12	102.60
26	BA	2370	G	OP1-P-O3'	5.48	117.25	105.20
26	BA	516	C	C6-N1-C2	-5.48	118.11	120.30
1	AA	615	C	O4'-C1'-N1	5.47	112.58	108.20
1	AA	652	U	C1'-O4'-C4'	-5.47	105.52	109.90
26	BA	1664	A	N7-C8-N9	5.47	116.53	113.80
26	BA	458	G	C3'-C2'-C1'	5.47	105.87	101.50
1	AA	656	C	C3'-C2'-C1'	-5.47	97.13	101.50
26	BA	1924	C	C4'-C3'-C2'	-5.47	97.13	102.60
26	BA	81	G	P-O3'-C3'	5.46	126.26	119.70
1	AA	1256	A	C3'-C2'-C1'	5.46	105.87	101.50
26	BA	117	G	OP2-P-O3'	5.46	117.22	105.20
26	BA	1102	C	N1-C2-O2	5.46	122.18	118.90
26	BA	1976	U	C1'-O4'-C4'	-5.46	105.53	109.90
26	BA	27	G	N3-C4-C5	-5.46	125.87	128.60
26	BA	1286	A	C3'-C2'-C1'	5.46	105.87	101.50

*Continued on next page...*



*Continued from previous page...*

Mol	Chain	Res	Type	Atoms	Z	Observed(°)	Ideal(°)
3	AW	46	G	C5-N7-C8	5.46	107.03	104.30
26	BA	1935	G	C3'-C2'-C1'	5.46	105.86	101.50
26	BA	1706	U	OP2-P-O3'	5.45	117.20	105.20
26	BA	627	A	O4'-C1'-N9	5.45	112.56	108.20
26	BA	1528	A	C5'-C4'-O4'	5.45	115.64	109.10
26	BA	1249	U	C3'-C2'-C1'	-5.44	97.14	101.50
26	BA	2726	U	C1'-O4'-C4'	-5.44	105.55	109.90
1	AA	125	U	O4'-C1'-N1	5.44	112.55	108.20
26	BA	1420	U	N1-C1'-C2'	5.44	121.07	114.00
1	AA	402	G	C3'-C2'-C1'	-5.44	97.15	101.50
26	BA	1520	U	C5-C6-N1	5.44	125.42	122.70
26	BA	2010	G	O4'-C1'-N9	5.44	112.55	108.20
46	B2	31	ARG	C-N-CA	-5.44	108.10	121.70
1	AA	231	G	C5'-C4'-O4'	5.43	115.62	109.10
26	BA	1140	C	C5'-C4'-O4'	5.43	115.62	109.10
26	BA	1885	A	O4'-C1'-N9	5.43	112.55	108.20
26	BA	564	C	C4'-C3'-C2'	-5.43	97.17	102.60
1	AA	119	A	OP2-P-O3'	5.43	117.14	105.20
26	BA	1423	G	O4'-C4'-C3'	-5.43	98.57	104.00
1	AA	960	U	P-O3'-C3'	-5.42	113.19	119.70
26	BA	2310	A	C4'-C3'-C2'	-5.42	97.17	102.60
26	BA	2395	C	C3'-C2'-C1'	-5.42	97.17	101.50
26	BA	1313	U	C4'-C3'-C2'	-5.41	97.19	102.60
1	AA	804	U	OP1-P-O3'	-5.41	93.29	105.20
26	BA	1888	G	O4'-C1'-N9	5.41	112.53	108.20
1	AA	48	C	P-O3'-C3'	5.41	126.19	119.70
26	BA	137	C	C3'-C2'-C1'	5.41	105.83	101.50
26	BA	2442	C	P-O3'-C3'	-5.41	113.21	119.70
50	B5	30	LEU	C-N-CA	5.41	135.22	121.70
1	AA	574	A	C8-N9-C4	-5.41	103.64	105.80
1	AA	28	G	C4'-C3'-C2'	-5.41	97.19	102.60
1	AA	1065	U	C2'-C3'-O3'	5.41	122.35	113.70
26	BA	1767	C	O4'-C1'-N1	5.40	112.52	108.20
1	AA	951	G	C4'-C3'-C2'	-5.40	97.20	102.60
1	AA	1024	G	OP2-P-O3'	5.40	117.07	105.20
26	BA	2267	A	O4'-C4'-C3'	-5.39	98.61	104.00
1	AA	1298	C	OP2-P-O3'	-5.39	93.33	105.20
26	BA	498	G	C3'-C2'-C1'	-5.39	97.19	101.50
26	BA	943	U	C4'-C3'-C2'	-5.39	97.21	102.60
3	AW	25	C	C4'-C3'-O3'	-5.39	98.09	109.40
26	BA	932	G	C3'-C2'-C1'	5.39	105.81	101.50
26	BA	1283	G	C3'-C2'-C1'	-5.39	97.19	101.50

*Continued on next page...*



*Continued from previous page...*

Mol	Chain	Res	Type	Atoms	Z	Observed(°)	Ideal(°)
26	BA	817	C	P-O3'-C3'	5.38	126.16	119.70
26	BA	1206	G	O4'-C4'-C3'	-5.38	98.61	104.00
1	AA	595	G	C3'-C2'-C1'	5.38	105.80	101.50
26	BA	30	G	C3'-C2'-C1'	5.38	105.80	101.50
26	BA	1181	C	C1'-O4'-C4'	-5.38	105.60	109.90
26	BA	1124	C	OP1-P-O3'	5.37	117.02	105.20
26	BA	987	G	O4'-C1'-N9	5.37	112.50	108.20
26	BA	52	A	O3'-P-O5'	-5.37	93.80	104.00
1	AA	403	C	C3'-C2'-C1'	-5.37	97.21	101.50
26	BA	530	G	P-O3'-C3'	5.37	126.14	119.70
26	BA	626	U	O4'-C1'-N1	5.36	112.49	108.20
26	BA	2441	C	P-O3'-C3'	-5.36	113.26	119.70
26	BA	2733	A	C4'-C3'-C2'	-5.36	97.24	102.60
16	AM	66	LEU	CA-C-N	-5.36	105.41	117.20
26	BA	47	C	O4'-C1'-N1	5.36	112.49	108.20
26	BA	488	G	C4'-C3'-C2'	-5.36	97.24	102.60
26	BA	1939	U	C3'-C2'-C1'	5.36	105.79	101.50
26	BA	1190	G	O4'-C4'-C3'	-5.35	98.65	104.00
26	BA	1600	C	O4'-C1'-N1	5.35	112.48	108.20
1	AA	332	G	C4'-C3'-C2'	-5.35	97.25	102.60
26	BA	1283	G	P-O3'-C3'	-5.35	113.28	119.70
1	AA	679	C	O4'-C1'-N1	5.35	112.48	108.20
1	AA	883	C	O4'-C1'-N1	5.34	112.48	108.20
26	BA	665	C	O4'-C1'-N1	5.34	112.47	108.20
26	BA	845	G	C3'-C2'-C1'	5.34	105.77	101.50
1	AA	1285	A	C1'-O4'-C4'	-5.34	105.63	109.90
26	BA	739	G	N3-C4-N9	5.34	129.20	126.00
26	BA	973	A	O4'-C4'-C3'	-5.34	98.66	104.00
26	BA	1534	G	C4'-C3'-C2'	-5.34	97.26	102.60
26	BA	2690	C	O3'-P-O5'	-5.34	93.86	104.00
26	BA	2036	C	O4'-C1'-N1	5.33	112.47	108.20
26	BA	2076	U	P-O3'-C3'	5.33	126.10	119.70
1	AA	387	U	C1'-O4'-C4'	-5.33	105.63	109.90
1	AA	1530	G	C1'-O4'-C4'	-5.33	105.64	109.90
26	BA	1386	C	O4'-C1'-N1	5.33	112.46	108.20
1	AA	792	A	C1'-O4'-C4'	-5.33	105.64	109.90
26	BA	1247	A	C3'-C2'-C1'	5.33	105.76	101.50
1	AA	1212	U	P-O3'-C3'	5.32	126.09	119.70
26	BA	1261	C	P-O3'-C3'	5.32	126.09	119.70
26	BA	288	C	C3'-C2'-C1'	-5.32	97.24	101.50
26	BA	997	G	C4'-C3'-C2'	-5.32	97.28	102.60
1	AA	591	U	C3'-C2'-C1'	-5.32	97.25	101.50

*Continued on next page...*



*Continued from previous page...*

Mol	Chain	Res	Type	Atoms	Z	Observed(°)	Ideal(°)
26	BA	566	U	C3'-C2'-C1'	5.32	105.75	101.50
1	AA	1532	U	O4'-C4'-C3'	-5.32	98.69	104.00
26	BA	1791	A	P-O3'-C3'	-5.32	113.32	119.70
26	BA	1142	U	P-O3'-C3'	-5.31	113.32	119.70
1	AA	332	G	C3'-C2'-C1'	-5.31	97.25	101.50
26	BA	2865	U	C1'-O4'-C4'	-5.31	105.65	109.90
26	BA	1515	C	P-O3'-C3'	5.31	126.07	119.70
26	BA	1800	C	C4'-C3'-C2'	-5.31	97.29	102.60
26	BA	2052	G	O4'-C1'-N9	5.31	112.45	108.20
26	BA	1054	A	C1'-O4'-C4'	-5.30	105.66	109.90
26	BA	2668	G	C3'-C2'-C1'	-5.30	97.26	101.50
26	BA	105	C	O4'-C1'-N1	5.30	112.44	108.20
26	BA	578	A	OP2-P-O3'	5.30	116.86	105.20
26	BA	218	A	C4'-C3'-C2'	-5.30	97.30	102.60
26	BA	1329	U	P-O3'-C3'	5.30	126.06	119.70
1	AA	1302	U	P-O3'-C3'	5.30	126.06	119.70
26	BA	338	G	C3'-C2'-C1'	5.30	105.74	101.50
26	BA	1835	G	N3-C4-C5	-5.30	125.95	128.60
1	AA	792	A	O4'-C1'-N9	5.29	112.44	108.20
26	BA	594	U	O4'-C1'-N1	5.29	112.44	108.20
1	AA	258	G	O4'-C1'-N9	5.29	112.43	108.20
26	BA	271(C)	U	O3'-P-O5'	-5.29	93.94	104.00
26	BA	750	A	C3'-C2'-C1'	5.29	105.73	101.50
26	BA	242	G	P-O3'-C3'	5.29	126.05	119.70
1	AA	1331	G	P-O3'-C3'	5.29	126.05	119.70
26	BA	1772	G	O4'-C1'-N9	5.29	112.43	108.20
6	AC	18	TRP	O-C-N	-5.29	114.24	122.70
25	BB	119	A	C4'-C3'-C2'	-5.28	97.32	102.60
26	BA	2370	G	P-O3'-C3'	5.28	126.03	119.70
26	BA	321	G	P-O3'-C3'	5.28	126.03	119.70
26	BA	612	G	P-O3'-C3'	5.27	126.03	119.70
1	AA	1452	C	N1-C1'-C2'	5.27	120.85	114.00
26	BA	2751	G	C1'-O4'-C4'	-5.27	105.68	109.90
26	BA	1626	G	C3'-C2'-C1'	5.27	105.72	101.50
26	BA	469	G	N3-C4-C5	-5.27	125.97	128.60
26	BA	1772	G	C5'-C4'-O4'	5.27	115.42	109.10
26	BA	2320	A	C3'-C2'-C1'	5.27	105.71	101.50
26	BA	2334	G	C1'-O4'-C4'	-5.27	105.69	109.90
1	AA	680	C	O4'-C1'-N1	5.26	112.41	108.20
26	BA	130	C	P-O3'-C3'	-5.26	113.38	119.70
26	BA	2676	C	C3'-C2'-C1'	-5.26	97.29	101.50
26	BA	1567	A	C3'-C2'-C1'	5.26	105.71	101.50

*Continued on next page...*



*Continued from previous page...*

Mol	Chain	Res	Type	Atoms	Z	Observed(°)	Ideal(°)
26	BA	340	A	O3'-P-O5'	5.25	113.98	104.00
26	BA	1402	C	O4'-C1'-N1	5.25	112.40	108.20
26	BA	889	C	O4'-C1'-N1	5.25	112.40	108.20
26	BA	270(Z)	U	P-O3'-C3'	5.25	126.00	119.70
26	BA	1586	A	C3'-C2'-C1'	5.25	105.70	101.50
26	BA	1153	C	C2-N1-C1'	5.24	124.57	118.80
26	BA	32	C	OP1-P-O3'	5.24	116.73	105.20
1	AA	204	U	C2-N1-C1'	5.24	123.99	117.70
26	BA	1800	C	C5'-C4'-O4'	5.24	115.39	109.10
26	BA	8	A	O3'-P-O5'	5.24	113.95	104.00
26	BA	468	G	O3'-P-O5'	-5.24	94.05	104.00
26	BA	1539	G	C1'-O4'-C4'	-5.24	105.71	109.90
26	BA	1727	U	C1'-O4'-C4'	-5.24	105.71	109.90
1	AA	1078	U	O4'-C1'-N1	5.23	112.39	108.20
26	BA	2336	A	OP1-P-O3'	5.23	116.71	105.20
1	AA	904	C	C3'-C2'-C1'	-5.23	97.32	101.50
26	BA	148	C	C1'-O4'-C4'	-5.23	105.72	109.90
51	B6	19	GLY	N-CA-C	-5.23	100.03	113.10
26	BA	242	G	O4'-C1'-N9	5.23	112.38	108.20
26	BA	791	C	O4'-C1'-N1	5.23	112.38	108.20
26	BA	935	C	C1'-O4'-C4'	-5.23	105.72	109.90
26	BA	370	G	P-O3'-C3'	5.22	125.97	119.70
26	BA	95	G	P-O3'-C3'	-5.22	113.43	119.70
26	BA	1270	C	P-O3'-C3'	5.22	125.97	119.70
1	AA	38	G	OP2-P-O3'	-5.22	93.72	105.20
26	BA	1312	U	C3'-C2'-C1'	5.22	105.68	101.50
26	BA	2726	U	O4'-C1'-N1	5.22	112.38	108.20
26	BA	2264	C	C4'-C3'-C2'	-5.22	97.38	102.60
1	AA	576	G	C1'-O4'-C4'	-5.22	105.73	109.90
25	BB	-1	A	OP1-P-O3'	5.22	116.68	105.20
26	BA	456	C	C6-N1-C2	-5.22	118.21	120.30
26	BA	2614	A	C3'-C2'-C1'	5.21	105.67	101.50
26	BA	244	A	C3'-C2'-C1'	-5.21	97.33	101.50
26	BA	801	G	C2'-C3'-O3'	5.21	122.04	113.70
26	BA	1409	C	O4'-C1'-N1	5.21	112.37	108.20
1	AA	574	A	N7-C8-N9	5.21	116.41	113.80
1	AA	918	A	O4'-C1'-N9	5.21	112.37	108.20
26	BA	548	A	C3'-C2'-C1'	5.21	105.67	101.50
26	BA	2777	G	C1'-O4'-C4'	-5.21	105.73	109.90
1	AA	1201	A	C1'-O4'-C4'	-5.21	105.74	109.90
26	BA	974(A)	C	N1-C1'-C2'	5.20	120.77	114.00
26	BA	479	A	C1'-O4'-C4'	-5.20	105.74	109.90

*Continued on next page...*



*Continued from previous page...*

Mol	Chain	Res	Type	Atoms	Z	Observed(°)	Ideal(°)
10	AG	12	LEU	CA-C-N	5.20	128.64	117.20
26	BA	135	G	C4'-C3'-C2'	-5.20	97.40	102.60
26	BA	616	A	C3'-C2'-C1'	5.20	105.66	101.50
26	BA	1941	C	N1-C2-O2	5.20	122.02	118.90
26	BA	2403	C	C4'-C3'-C2'	-5.20	97.40	102.60
26	BA	196	A	N9-C1'-C2'	5.20	120.76	114.00
26	BA	764	A	N9-C1'-C2'	5.20	120.76	114.00
26	BA	2209	C	C4'-C3'-C2'	-5.20	97.40	102.60
26	BA	141(A)	C	C6-N1-C2	-5.20	118.22	120.30
26	BA	177	G	P-O3'-C3'	5.20	125.93	119.70
26	BA	1212	G	P-O3'-C3'	5.20	125.94	119.70
1	AA	345	C	P-O3'-C3'	5.19	125.93	119.70
26	BA	1996	C	C6-N1-C2	-5.19	118.22	120.30
1	AA	44	G	C3'-C2'-C1'	-5.19	97.34	101.50
26	BA	271(C)	U	P-O3'-C3'	-5.19	113.47	119.70
26	BA	1554	A	P-O3'-C3'	5.19	125.93	119.70
26	BA	2267	A	C1'-O4'-C4'	-5.19	105.75	109.90
1	AA	21	G	C3'-C2'-C1'	-5.19	97.35	101.50
7	AD	31	CYS	CA-CB-SG	5.19	123.34	114.00
26	BA	335	C	O4'-C1'-N1	5.19	112.35	108.20
26	BA	661	C	C4'-C3'-C2'	-5.19	97.41	102.60
1	AA	569	C	O3'-P-O5'	-5.19	94.14	104.00
26	BA	1206	G	C5'-C4'-O4'	5.19	115.33	109.10
26	BA	164	U	C3'-C2'-C1'	5.19	105.65	101.50
26	BA	1255	U	C5'-C4'-O4'	5.19	115.33	109.10
1	AA	1365	G	N9-C1'-C2'	-5.19	106.30	112.00
26	BA	1640	C	P-O3'-C3'	5.19	125.92	119.70
1	AA	511	C	C3'-C2'-C1'	5.18	105.65	101.50
26	BA	935	C	O4'-C1'-N1	5.18	112.35	108.20
26	BA	2091	U	O4'-C1'-N1	5.18	112.35	108.20
26	BA	153	C	O4'-C1'-N1	5.18	112.34	108.20
26	BA	1566	A	C1'-O4'-C4'	-5.18	105.76	109.90
26	BA	80	G	C3'-C2'-C1'	-5.18	97.36	101.50
26	BA	1697	G	C3'-C2'-C1'	-5.18	97.36	101.50
26	BA	688	U	O4'-C1'-N1	5.17	112.34	108.20
26	BA	814	C	C1'-O4'-C4'	-5.17	105.76	109.90
26	BA	71	A	O4'-C1'-N9	5.17	112.34	108.20
26	BA	1979	C	C4'-C3'-C2'	-5.17	97.43	102.60
1	AA	137	C	O4'-C1'-N1	5.17	112.34	108.20
26	BA	2508	G	N3-C4-C5	5.17	131.19	128.60
26	BA	1829	A	O4'-C1'-N9	-5.17	104.06	108.20
26	BA	2471	C	C4'-C3'-C2'	-5.17	97.43	102.60

*Continued on next page...*



*Continued from previous page...*

Mol	Chain	Res	Type	Atoms	Z	Observed(°)	Ideal(°)
26	BA	2086	U	O4'-C1'-N1	5.17	112.33	108.20
26	BA	1570	A	C3'-C2'-C1'	-5.17	97.37	101.50
1	AA	859	A	C4'-C3'-C2'	-5.16	97.44	102.60
26	BA	218	A	O4'-C1'-N9	5.16	112.33	108.20
26	BA	337	C	O4'-C1'-N1	5.16	112.33	108.20
26	BA	761	A	N7-C8-N9	5.16	116.38	113.80
26	BA	2234	G	C4'-C3'-C2'	-5.16	97.44	102.60
26	BA	95	G	O4'-C4'-C3'	-5.16	98.84	104.00
1	AA	819	A	P-O3'-C3'	5.15	125.88	119.70
1	AA	1362	C	O4'-C1'-N1	5.15	112.32	108.20
26	BA	1169	G	O4'-C1'-N9	5.15	112.32	108.20
26	BA	1404	C	O3'-P-O5'	-5.15	94.21	104.00
26	BA	1476	C	C5'-C4'-O4'	5.15	115.28	109.10
26	BA	264	C	OP2-P-O3'	5.15	116.53	105.20
1	AA	74	C	O4'-C1'-N1	5.15	112.32	108.20
26	BA	585	G	O5'-C5'-C4'	-5.15	101.92	111.70
26	BA	1653	G	P-O3'-C3'	5.15	125.88	119.70
26	BA	2848	G	C1'-O4'-C4'	-5.15	105.78	109.90
26	BA	1835	G	C8-N9-C4	-5.14	104.34	106.40
26	BA	2007	C	C3'-C2'-C1'	-5.14	97.39	101.50
26	BA	151	C	O4'-C1'-N1	5.14	112.31	108.20
26	BA	2084	C	P-O3'-C3'	-5.14	113.53	119.70
1	AA	366	C	C3'-C2'-C1'	5.14	105.61	101.50
26	BA	1349	A	P-O3'-C3'	-5.14	113.53	119.70
26	BA	1983	C	O4'-C1'-N1	5.14	112.31	108.20
1	AA	147	G	C3'-C2'-C1'	-5.14	97.39	101.50
1	AA	421	U	C3'-C2'-C1'	5.14	105.61	101.50
26	BA	2488	A	P-O3'-C3'	-5.14	113.54	119.70
25	BB	69	G	OP2-P-O3'	5.13	116.50	105.20
26	BA	79	G	C3'-C2'-C1'	-5.13	97.39	101.50
26	BA	2418	A	C3'-C2'-C1'	5.13	105.61	101.50
26	BA	2595	G	C4'-C3'-C2'	-5.13	97.47	102.60
1	AA	1396	A	O3'-P-O5'	-5.13	94.25	104.00
1	AA	1237	C	O3'-P-O5'	-5.13	94.26	104.00
1	AA	10	A	C4'-C3'-C2'	-5.13	97.47	102.60
1	AA	314	C	P-O3'-C3'	5.13	125.85	119.70
1	AA	908	A	O4'-C1'-N9	5.13	112.30	108.20
26	BA	101	G	P-O3'-C3'	5.13	125.85	119.70
1	AA	135	C	O4'-C1'-N1	5.12	112.30	108.20
1	AA	1315	U	O4'-C1'-N1	5.12	112.30	108.20
1	AA	827	U	O4'-C1'-N1	5.12	112.30	108.20
1	AA	849	C	C4'-C3'-C2'	-5.12	97.48	102.60

*Continued on next page...*



*Continued from previous page...*

Mol	Chain	Res	Type	Atoms	Z	Observed(°)	Ideal(°)
26	BA	195	A	O4'-C1'-N9	5.12	112.30	108.20
1	AA	972	C	O4'-C1'-N1	5.12	112.29	108.20
1	AA	1514	C	C5-C6-N1	5.12	123.56	121.00
26	BA	1559	G	O4'-C1'-C2'	-5.12	100.68	105.80
26	BA	2022	U	N1-C2-O2	5.12	126.38	122.80
1	AA	65	U	P-O3'-C3'	5.12	125.84	119.70
1	AA	271	C	O4'-C1'-N1	5.11	112.29	108.20
26	BA	1132	A	O4'-C1'-N9	5.11	112.29	108.20
26	BA	449(A)	G	C3'-C2'-C1'	5.11	105.59	101.50
26	BA	1474	C	O4'-C1'-N1	5.11	112.29	108.20
26	BA	1939	U	C2-N1-C1'	5.11	123.83	117.70
26	BA	2062	A	OP2-P-O3'	5.11	116.44	105.20
26	BA	1568	G	C3'-C2'-C1'	5.11	105.59	101.50
26	BA	2855	C	C4'-C3'-C2'	-5.11	97.49	102.60
26	BA	912	C	O4'-C1'-N1	5.10	112.28	108.20
26	BA	2495	G	P-O3'-C3'	5.10	125.83	119.70
26	BA	865	C	N1-C2-O2	5.10	121.96	118.90
26	BA	1491	G	P-O3'-C3'	5.10	125.82	119.70
26	BA	1827	C	O4'-C1'-N1	5.10	112.28	108.20
26	BA	271(B)	G	O3'-P-O5'	5.10	113.69	104.00
26	BA	1915	U	P-O3'-C3'	5.10	125.82	119.70
1	AA	918	A	C3'-C2'-C1'	5.10	105.58	101.50
1	AA	1378	C	N1-C2-O2	5.10	121.96	118.90
26	BA	2040	C	OP2-P-O3'	5.10	116.41	105.20
1	AA	1346	A	C1'-O4'-C4'	-5.09	105.83	109.90
26	BA	740	U	O4'-C1'-N1	5.09	112.27	108.20
26	BA	1805	U	O4'-C1'-N1	5.09	112.27	108.20
1	AA	497	A	O4'-C1'-N9	5.08	112.27	108.20
26	BA	1653	G	N9-C1'-C2'	5.08	120.61	114.00
10	AG	12	LEU	C-N-CA	5.08	134.40	121.70
26	BA	1527	G	O4'-C1'-N9	5.08	112.27	108.20
26	BA	1727	U	O4'-C1'-N1	5.08	112.27	108.20
26	BA	2885	C	C3'-C2'-C1'	-5.08	97.43	101.50
26	BA	82	G	C3'-C2'-C1'	5.08	105.56	101.50
26	BA	670	A	O4'-C1'-N9	5.08	112.26	108.20
1	AA	702	A	C3'-C2'-C1'	5.08	105.56	101.50
1	AA	1304	G	C1'-O4'-C4'	-5.08	105.84	109.90
26	BA	602	G	C3'-C2'-C1'	5.08	105.56	101.50
26	BA	957	A	P-O3'-C3'	5.08	125.79	119.70
26	BA	1917	U	O4'-C1'-N1	5.08	112.26	108.20
26	BA	299	A	C8-N9-C4	-5.07	103.77	105.80
26	BA	529	A	P-O3'-C3'	5.07	125.79	119.70

*Continued on next page...*



*Continued from previous page...*

Mol	Chain	Res	Type	Atoms	Z	Observed(°)	Ideal(°)
1	AA	814	A	P-O3'-C3'	5.07	125.79	119.70
1	AA	1158	C	C2-N1-C1'	5.07	124.38	118.80
1	AA	1020	U	O4'-C1'-N1	5.07	112.25	108.20
26	BA	563	G	C5'-C4'-O4'	5.07	115.18	109.10
26	BA	971	C	O3'-P-O5'	-5.07	94.37	104.00
26	BA	1297	C	O4'-C1'-N1	5.07	112.25	108.20
1	AA	656	C	O4'-C1'-N1	5.07	112.25	108.20
1	AA	851	G	O4'-C1'-N9	5.07	112.25	108.20
26	BA	270(Q)	C	O4'-C1'-N1	5.07	112.25	108.20
1	AA	1196	U	P-O3'-C3'	5.06	125.77	119.70
1	AA	1394	A	C3'-C2'-C1'	5.06	105.55	101.50
1	AA	1498	U	C3'-C2'-C1'	5.06	105.55	101.50
1	AA	1533	C	O4'-C1'-N1	5.06	112.25	108.20
26	BA	801	G	O4'-C1'-N9	-5.06	104.15	108.20
1	AA	903	G	O4'-C4'-C3'	-5.06	98.94	104.00
26	BA	32	C	O4'-C1'-N1	5.06	112.25	108.20
26	BA	738	G	N3-C4-C5	-5.06	126.07	128.60
26	BA	1265	A	N9-C1'-C2'	5.06	120.57	114.00
26	BA	1335	U	O4'-C1'-N1	5.06	112.25	108.20
1	AA	911	U	O4'-C1'-N1	5.06	112.25	108.20
26	BA	1025	G	O4'-C4'-C3'	-5.05	98.95	104.00
26	BA	1779	U	P-O3'-C3'	-5.05	113.64	119.70
26	BA	2765	A	C3'-C2'-C1'	5.05	105.54	101.50
26	BA	699	A	O3'-P-O5'	-5.05	94.40	104.00
26	BA	712	G	C3'-C2'-C1'	-5.05	97.46	101.50
26	BA	809	G	OP2-P-O3'	5.05	116.31	105.20
26	BA	1288	U	C3'-C2'-C1'	5.05	105.54	101.50
26	BA	1621	U	C3'-C2'-C1'	-5.05	97.46	101.50
1	AA	1158	C	N1-C2-O2	5.05	121.93	118.90
26	BA	1351	C	O4'-C1'-N1	5.05	112.24	108.20
26	BA	1657	C	C3'-C2'-C1'	-5.05	97.46	101.50
1	AA	412	A	O4'-C1'-N9	5.05	112.24	108.20
26	BA	1542	G	O4'-C4'-C3'	-5.05	98.95	104.00
26	BA	825	C	P-O3'-C3'	5.04	125.75	119.70
26	BA	2862	G	C3'-C2'-C1'	5.04	105.54	101.50
26	BA	81	G	OP1-P-O3'	5.04	116.29	105.20
26	BA	1657	C	C5-C6-N1	5.04	123.52	121.00
26	BA	984	A	C5'-C4'-C3'	5.04	124.07	116.00
26	BA	1966	A	C3'-C2'-C1'	5.04	105.53	101.50
1	AA	434	U	O4'-C1'-N1	5.04	112.23	108.20
26	BA	2045	C	O4'-C1'-N1	5.04	112.23	108.20
19	AP	6	LEU	CA-CB-CG	5.04	126.89	115.30

*Continued on next page...*



*Continued from previous page...*

Mol	Chain	Res	Type	Atoms	Z	Observed(°)	Ideal(°)
26	BA	188	G	O4'-C1'-N9	5.04	112.23	108.20
26	BA	1266	G	C5'-C4'-C3'	5.04	124.06	116.00
26	BA	1527	G	N7-C8-N9	5.04	115.62	113.10
26	BA	1306	C	O4'-C1'-N1	5.03	112.23	108.20
26	BA	1667	G	C8-N9-C4	-5.03	104.39	106.40
1	AA	541	G	C8-N9-C4	-5.03	104.39	106.40
26	BA	2511	U	C4'-C3'-C2'	-5.03	97.57	102.60
26	BA	2227	A	P-O3'-C3'	-5.03	113.67	119.70
26	BA	472	A	P-O3'-C3'	-5.03	113.67	119.70
26	BA	1240	U	C5-C6-N1	5.03	125.21	122.70
26	BA	1520	U	O4'-C1'-N1	5.03	112.22	108.20
1	AA	164	U	O4'-C1'-N1	5.03	112.22	108.20
1	AA	508	C	C3'-C2'-C1'	5.03	105.52	101.50
1	AA	509	A	C3'-C2'-C1'	-5.03	97.48	101.50
26	BA	1930	G	O4'-C1'-N9	5.03	112.22	108.20
1	AA	308	C	C4'-C3'-C2'	-5.02	97.58	102.60
26	BA	1420	U	P-O3'-C3'	5.02	125.73	119.70
26	BA	1480	G	N7-C8-N9	5.02	115.61	113.10
1	AA	1540	U	O4'-C1'-N1	5.02	112.22	108.20
26	BA	1313	U	C1'-O4'-C4'	-5.02	105.88	109.90
26	BA	2791	C	C3'-C2'-C1'	5.02	105.52	101.50
26	BA	84	A	C3'-C2'-C1'	5.02	105.52	101.50
26	BA	249	C	N1-C1'-C2'	-5.02	106.48	112.00
1	AA	822	C	C3'-C2'-C1'	-5.02	97.49	101.50
26	BA	270(H)	C	O4'-C1'-N1	5.02	112.21	108.20
26	BA	624	C	P-O3'-C3'	5.02	125.72	119.70
26	BA	977	G	C4'-C3'-C2'	-5.02	97.58	102.60
26	BA	1278	A	C4'-C3'-C2'	-5.02	97.58	102.60
26	BA	1710	C	O4'-C1'-N1	5.02	112.22	108.20
26	BA	2460	U	N1-C1'-C2'	-5.02	106.48	112.00
26	BA	1914	C	P-O3'-C3'	5.02	125.72	119.70
1	AA	329	A	P-O3'-C3'	5.01	125.72	119.70
6	AC	91	LEU	CA-CB-CG	5.01	126.83	115.30
26	BA	1998	G	C3'-C2'-C1'	-5.01	97.49	101.50
26	BA	2218	G	OP1-P-O3'	5.01	116.23	105.20
26	BA	2318	G	C3'-C2'-C1'	5.01	105.51	101.50
26	BA	2561	A	C4'-C3'-C2'	-5.01	97.59	102.60
26	BA	2507	C	C4'-C3'-C2'	-5.01	97.59	102.60
26	BA	2654	A	C3'-C2'-C1'	5.01	105.51	101.50
1	AA	960	U	C2-N1-C1'	5.01	123.71	117.70
26	BA	782	A	C1'-O4'-C4'	-5.01	105.89	109.90
1	AA	603	U	O4'-C1'-N1	5.01	112.20	108.20

*Continued on next page...*



*Continued from previous page...*

Mol	Chain	Res	Type	Atoms	Z	Observed(°)	Ideal(°)
26	BA	2784	C	C1'-O4'-C4'	-5.00	105.90	109.90
1	AA	1485	U	O4'-C4'-C3'	-5.00	99.00	104.00
26	BA	500	G	C3'-C2'-C1'	-5.00	97.50	101.50
26	BA	1247	A	O3'-P-O5'	-5.00	94.49	104.00
26	BA	1525	G	OP2-P-O3'	5.00	116.21	105.20
26	BA	740	U	P-O3'-C3'	5.00	125.70	119.70
26	BA	766	C	O4'-C1'-N1	5.00	112.20	108.20
26	BA	1005	C	C6-N1-C2	-5.00	118.30	120.30
26	BA	1999	C	O4'-C1'-N1	5.00	112.20	108.20
26	BA	2439	A	N9-C1'-C2'	-5.00	106.50	112.00

All (1) chirality outliers are listed below:

Mol	Chain	Res	Type	Atom
3	AW	37	YYG	C15

All (28) planarity outliers are listed below:

Mol	Chain	Res	Type	Group
5	AB	148	TYR	Mainchain
6	AC	18	TRP	Mainchain
7	AD	49	ARG	Mainchain
14	AK	112	THR	Mainchain
15	AL	23	LYS	Mainchain
20	AQ	40	LYS	Mainchain
3	AW	16	U	Sidechain
3	AW	17	U	Sidechain
3	AW	18	G	Sidechain
3	AW	19	G	Sidechain
3	AW	62	A	Sidechain
46	B2	31	ARG	Mainchain
50	B5	30	LEU	Mainchain
27	BD	213	LYS	Peptide
28	BE	274	GLY	Mainchain,Peptide
28	BE	49	THR	Mainchain
29	BF	103	ASN	Mainchain
29	BF	168	ARG	Mainchain,Peptide
29	BF	28	SER	Mainchain
31	BH	80	LYS	Mainchain
32	BI	49	ALA	Mainchain
55	BK	86	GLU	Mainchain
35	BP	96	VAL	Peptide

*Continued on next page...*



*Continued from previous page...*

Mol	Chain	Res	Type	Group
37	BS	31	LYS	Mainchain
40	BX	73	ASP	Mainchain
41	BY	36	GLY	Mainchain

## 5.2 Too-close contacts

In the following table, the Non-H and H(model) columns list the number of non-hydrogen atoms and hydrogen atoms in the chain respectively. The H(added) column lists the number of hydrogen atoms added and optimized by MolProbity. The Clashes column lists the number of clashes within the asymmetric unit, whereas Symm-Clashes lists symmetry related clashes.

Mol	Chain	Non-H	H(model)	H(added)	Clashes	Symm-Clashes
1	AA	32551	0	16459	2042	3
2	AV	1622	0	821	231	0
3	AW	1638	0	836	243	0
4	AX	136	0	63	26	0
5	AB	1900	0	1950	97	0
6	AC	1612	0	1675	99	0
7	AD	1703	0	1761	289	0
8	AE	1146	0	1206	68	0
9	AF	843	0	857	30	0
10	AG	1257	0	1295	102	0
11	AH	1116	0	1177	100	0
12	AI	1011	0	1040	80	0
13	AJ	794	0	840	81	0
14	AK	885	0	904	53	0
15	AL	970	0	1056	72	0
16	AM	997	0	1070	149	0
17	AN	492	0	529	82	0
18	AO	734	0	771	28	0
19	AP	700	0	720	70	0
20	AQ	857	0	928	80	0
21	AR	597	0	668	40	0
22	AS	647	0	673	155	0
23	AT	762	0	859	37	0
24	AU	208	0	221	84	0
25	BB	2637	0	1339	219	1
26	BA	60600	0	30514	11060	138
27	BD	1308	0	1346	1086	0
28	BE	1507	0	1478	1144	3
29	BF	1430	0	1357	1085	0
30	BG	957	0	952	692	0

*Continued on next page...*



*Continued from previous page...*

Mol	Chain	Non-H	H(model)	H(added)	Clashes	Symm-Clashes
31	BH	1251	0	1291	754	0
32	BI	1145	0	1225	625	3
33	BN	917	0	896	771	2
34	BO	937	0	992	613	0
35	BP	639	0	605	482	0
36	BQ	1081	0	1047	932	0
37	BS	866	0	866	677	0
38	BT	406	0	359	167	0
39	BW	860	0	909	557	0
40	BX	602	0	558	460	0
41	BY	879	0	860	755	0
42	BZ	1360	0	1378	902	0
43	BR	855	0	904	579	0
44	BU	978	0	996	895	0
45	BV	787	0	782	635	0
46	B2	494	0	504	393	0
47	B3	477	0	527	460	0
48	B0	641	0	661	531	0
49	B4	604	0	587	489	0
50	B5	457	0	456	279	0
51	B6	431	0	454	289	0
52	B7	383	0	409	382	0
53	B8	496	0	539	349	0
54	B9	285	0	312	195	0
55	BK	999	0	1064	573	0
All	All	142447	0	94546	28969	145

The all-atom clashscore is defined as the number of clashes found per 1000 atoms (including hydrogen atoms). The all-atom clashscore for this structure is 123.

All (28969) close contacts within the same asymmetric unit are listed below, sorted by their clash magnitude.

Atom-1	Atom-2	Interatomic distance (Å)	Clash overlap (Å)
50:B5:33:CYS:SG	50:B5:36:CYS:HB2	1.24	1.69
26:BA:2470:G:C2	26:BA:2471:C:C5	1.81	1.68
52:B7:30:ILE:HA	52:B7:33:ARG:CD	1.21	1.67
26:BA:2712:U:C6	26:BA:712(A):A:C8	1.77	1.67
26:BA:2580:U:C6	26:BA:2581:G:C8	1.82	1.66
27:BD:73:ILE:HG21	27:BD:95:TYR:CD2	1.30	1.65
26:BA:2352:A:C2	48:B0:30:VAL:CG1	1.78	1.64
26:BA:1799:G:C2	27:BD:153:LEU:HD21	1.26	1.64

*Continued on next page...*



*Continued from previous page...*

Atom-1	Atom-2	Interatomic distance (Å)	Clash overlap (Å)
31:BH:43:THR:HG23	31:BH:52:THR:CG2	1.23	1.64
28:BE:71:THR:HG21	28:BE:299:SER:CB	1.26	1.64
26:BA:911:A:C5	36:BQ:16:ARG:HG2	1.25	1.64
43:BR:58:GLY:HA2	43:BR:80:PHE:CE2	1.26	1.63
48:B0:37:LEU:HB3	48:B0:69:PHE:CD2	1.26	1.63
51:B6:32:GLN:CB	51:B6:35:LEU:HD12	1.25	1.63
41:BY:103:LEU:HD21	41:BY:112:LEU:CD2	1.25	1.63
41:BY:73:HIS:CA	41:BY:91:LEU:HD11	1.26	1.63
1:AA:409:G:H5''	7:AD:25:ARG:CB	1.17	1.63
26:BA:2625:G:H3'	26:BA:2626:C:C5	1.30	1.63
26:BA:2712:U:C2'	26:BA:712(A):A:H5''	1.18	1.63
26:BA:2355:C:C4'	48:B0:21:LEU:HD13	1.25	1.62
31:BH:10:ILE:CG2	31:BH:14:VAL:HG11	1.26	1.62
45:BV:11:GLN:HE22	45:BV:22:VAL:CG2	1.06	1.62
27:BD:92:LEU:HD11	27:BD:102:TYR:CE1	1.29	1.62
26:BA:2316:C:H4'	30:BG:151:ILE:CD1	1.15	1.62
36:BQ:85:ILE:HG22	36:BQ:122:PHE:CG	1.17	1.62
32:BI:95:SER:HA	32:BI:98:ILE:CG1	1.25	1.61
26:BA:849:A:C2	47:B3:21:ALA:HB1	1.29	1.61
42:BZ:39:PHE:HA	42:BZ:43:PHE:CE2	1.24	1.61
26:BA:2226:C:C2	26:BA:2227:A:H1'	1.19	1.61
26:BA:25:U:H5''	39:BW:80:PRO:CD	1.30	1.61
26:BA:994:C:C2	44:BU:53:LYS:HD3	1.36	1.60
26:BA:2354:G:C2	48:B0:32:LYS:HE3	1.36	1.60
41:BY:45:GLY:HA2	41:BY:62:VAL:CG1	1.29	1.60
27:BD:128:ALA:CB	27:BD:190:THR:HG22	1.15	1.60
35:BP:77:ALA:HA	35:BP:81:VAL:CB	1.23	1.60
1:AA:1268:A:H4'	24:AU:20:LYS:CA	1.27	1.60
41:BY:101:LEU:HD22	41:BY:103:LEU:CG	1.31	1.60
26:BA:2313:C:C5'	30:BG:72:LYS:HG3	1.26	1.59
28:BE:71:THR:CG2	28:BE:299:SER:HB2	1.12	1.59
53:B8:50:LEU:CD2	53:B8:51:ALA:H	1.03	1.59
35:BP:65:ASP:CB	35:BP:109:LEU:HB3	1.25	1.59
2:AV:31:A:C5'	12:AI:127:LYS:HD2	1.21	1.59
26:BA:16:G:H4'	50:B5:18:MET:SD	1.42	1.59
26:BA:2470:G:N2	26:BA:2471:C:C2	1.67	1.59
41:BY:71:VAL:CG2	41:BY:93:THR:HG23	1.23	1.59
26:BA:535:C:C4'	44:BU:53:LYS:HE2	1.27	1.59
33:BN:13:ASP:HA	33:BN:38:VAL:CG1	1.23	1.59
54:B9:25:VAL:CB	54:B9:34:GLN:HB3	1.26	1.59
26:BA:2360:A:N7	26:BA:2361:A:C8	1.69	1.59

*Continued on next page...*



*Continued from previous page...*

Atom-1	Atom-2	Interatomic distance (Å)	Clash overlap (Å)
29:BF:147:LEU:CD1	29:BF:156:LEU:HD11	1.17	1.59
43:BR:38:VAL:CG1	43:BR:39:PRO:HD3	1.30	1.59
43:BR:38:VAL:HG12	43:BR:39:PRO:CD	1.23	1.59
26:BA:1151:G:C4'	44:BU:81:ASN:HD21	1.16	1.59
41:BY:103:LEU:CD2	41:BY:112:LEU:HD21	1.19	1.59
29:BF:96:LYS:HB2	29:BF:98:ARG:CZ	1.11	1.58
31:BH:129:LYS:C	31:BH:130:ILE:HD12	1.21	1.58
47:B3:20:LYS:HA	47:B3:23:LEU:CD1	1.30	1.58
26:BA:2740:A:H2'	26:BA:2741:A:C8	1.13	1.58
54:B9:7:VAL:CG1	54:B9:34:GLN:HG2	1.21	1.58
26:BA:1665:A:C4'	34:BO:66:LYS:HZ3	1.07	1.58
27:BD:128:ALA:HB2	27:BD:190:THR:CB	1.10	1.58
44:BU:59:ARG:HA	44:BU:62:ILE:CG1	1.15	1.58
2:AV:31:A:P	12:AI:127:LYS:HE3	1.43	1.58
26:BA:2768:C:N3	26:BA:2769:C:C5	1.71	1.58
33:BN:10:VAL:CG1	33:BN:36:VAL:HG22	1.15	1.58
26:BA:2832:U:H5'	26:BA:2832:U:C6	1.34	1.58
26:BA:2785:C:C4'	28:BE:99:VAL:HA	1.22	1.58
47:B3:23:LEU:CA	47:B3:28:LEU:HD12	1.31	1.57
39:BW:19:LEU:CD2	50:B5:25:LEU:HG	1.25	1.57
26:BA:2331:G:H4'	48:B0:70:ILE:CG1	1.27	1.57
27:BD:175:LEU:CD2	27:BD:180:VAL:HA	1.32	1.57
33:BN:15:ARG:CB	33:BN:43:ARG:HG2	1.20	1.57
44:BU:59:ARG:CA	44:BU:62:ILE:HG12	1.22	1.57
26:BA:2432:A:H2	26:BA:2433:A:C6	1.18	1.57
27:BD:213:LYS:CG	27:BD:215:LYS:HB2	1.27	1.57
33:BN:13:ASP:CA	33:BN:38:VAL:CG1	1.78	1.57
3:AW:37:YYG:H243	10:AG:85:TYR:CD2	1.31	1.57
2:AV:35:A:C2	4:AX:118:C:N3	1.70	1.57
32:BI:68:LEU:CD2	32:BI:108:LEU:HD13	1.16	1.57
42:BZ:69:VAL:CG2	42:BZ:81:VAL:HG13	1.26	1.57
26:BA:2543:G:H2'	26:BA:2544:G:C8	1.40	1.57
26:BA:2227:A:N1	26:BA:2228:G:C6	1.70	1.57
33:BN:65:ASN:HB2	33:BN:69:TYR:CD1	1.31	1.57
33:BN:58:GLU:HA	33:BN:61:VAL:CG2	1.34	1.57
50:B5:45:ILE:HG23	50:B5:52:TYR:CD1	1.36	1.57
44:BU:92:ARG:CA	44:BU:95:LEU:HD11	1.26	1.57
1:AA:409:G:C5'	7:AD:25:ARG:HB2	1.22	1.57
47:B3:8:LEU:CD2	47:B3:31:LEU:HA	1.20	1.57
26:BA:2826:A:C6	26:BA:2827:C:C6	1.90	1.56
51:B6:19:GLY:HA3	51:B6:42:PRO:CG	1.32	1.56

*Continued on next page...*



*Continued from previous page...*

Atom-1	Atom-2	Interatomic distance (Å)	Clash overlap (Å)
26:BA:1826:G:P	27:BD:227:VAL:HG21	1.45	1.56
49:B4:7:PRO:CD	49:B4:56:VAL:HG21	1.33	1.56
32:BI:7:LYS:HG3	32:BI:12:LYS:CG	1.25	1.56
43:BR:20:LEU:CD1	43:BR:21:TYR:N	1.68	1.56
26:BA:2313:C:H5'	30:BG:72:LYS:CG	1.29	1.56
26:BA:2574:G:C4	26:BA:2575:C:C5	1.90	1.56
41:BY:78:THR:CG2	41:BY:88:PRO:HA	1.26	1.56
52:B7:17:GLY:HA2	52:B7:44:VAL:CG2	1.09	1.56
2:AV:35:A:C2	4:AX:118:C:C2	1.93	1.55
3:AW:25:C:C6	3:AW:26:G:C5	1.92	1.55
26:BA:2579:C:C6	26:BA:2579:C:H5''	1.41	1.55
26:BA:2581:G:N1	26:BA:2610:C:C6	1.70	1.55
26:BA:2209:C:C2'	26:BA:2210:G:H3'	1.36	1.55
34:BO:35:ILE:CG2	34:BO:63:VAL:HA	1.34	1.55
43:BR:77:ARG:HH11	43:BR:77:ARG:CB	1.04	1.55
29:BF:47:GLY:HA2	29:BF:92:PRO:CG	1.35	1.55
26:BA:2316:C:C4'	30:BG:151:ILE:HD12	1.33	1.55
26:BA:911:A:C5	36:BQ:16:ARG:CG	1.79	1.55
27:BD:128:ALA:CB	27:BD:190:THR:CG2	1.80	1.55
30:BG:19:GLU:HB3	30:BG:135:VAL:CG2	1.16	1.55
35:BP:77:ALA:CA	35:BP:81:VAL:HB	1.37	1.55
36:BQ:140:TYR:CD1	36:BQ:147:VAL:HG11	1.33	1.55
44:BU:14:HIS:CE1	44:BU:36:PHE:HZ	1.25	1.55
2:AV:35:A:H2	4:AX:118:C:C2	1.19	1.54
35:BP:94:ARG:HB2	35:BP:120:LEU:CD2	1.17	1.54
25:BB:59:A:O3'	25:BB:60:C:P	1.15	1.54
42:BZ:71:MET:CG	42:BZ:78:PRO:HD3	1.09	1.54
26:BA:2296:U:C4	37:BS:16:ALA:HB2	1.40	1.54
29:BF:81:PRO:HA	29:BF:87:ARG:CG	1.36	1.54
44:BU:92:ARG:HA	44:BU:95:LEU:CD1	1.07	1.54
41:BY:101:LEU:CG	41:BY:112:LEU:HD11	1.33	1.54
3:AW:37:YYG:H243	10:AG:85:TYR:CE2	1.40	1.54
26:BA:2287:A:C2	26:BA:2289:G:C1'	1.90	1.54
26:BA:2785:C:H4'	28:BE:99:VAL:CA	1.35	1.54
41:BY:45:GLY:CA	41:BY:62:VAL:HG11	1.36	1.54
43:BR:44:LEU:CD1	43:BR:48:VAL:HG21	1.37	1.54
45:BV:19:VAL:CG1	45:BV:21:ARG:NH1	1.69	1.54
41:BY:101:LEU:HD22	41:BY:103:LEU:CD1	1.33	1.54
54:B9:25:VAL:CB	54:B9:34:GLN:CB	1.82	1.53
27:BD:103:ILE:CG1	27:BD:104:ILE:CD1	1.80	1.53
26:BA:2556:C:H2'	26:BA:2557:G:C5'	1.34	1.53

*Continued on next page...*



*Continued from previous page...*

Atom-1	Atom-2	Interatomic distance (Å)	Clash overlap (Å)
41:BY:55:PHE:CZ	41:BY:89:ARG:NH1	1.71	1.53
54:B9:7:VAL:CG1	54:B9:34:GLN:CG	1.83	1.53
32:BI:95:SER:CB	32:BI:98:ILE:HD12	1.09	1.53
26:BA:2322:A:C5	26:BA:2323:G:C8	1.94	1.53
26:BA:2813:A:H2'	26:BA:2814:C:C6	1.41	1.53
33:BN:27:ALA:CA	33:BN:30:ALA:CB	1.82	1.53
34:BO:99:PHE:CE2	38:BT:24:LYS:HE2	1.01	1.53
41:BY:55:PHE:CZ	41:BY:89:ARG:CZ	1.88	1.53
52:B7:30:ILE:CD1	52:B7:33:ARG:NH1	1.72	1.53
26:BA:1782:C:C2	26:BA:2609:U:C6	1.97	1.53
41:BY:73:HIS:C	41:BY:91:LEU:HD11	1.23	1.52
34:BO:35:ILE:HG23	34:BO:63:VAL:CA	1.37	1.52
45:BV:50:ASP:CB	45:BV:53:LYS:HG3	1.37	1.52
30:BG:145:ASP:HB3	37:BS:15:GLU:C	1.25	1.52
26:BA:2331:G:C4'	48:B0:70:ILE:HG13	1.36	1.52
26:BA:2254:C:C2'	26:BA:2255:G:H5'	1.38	1.52
33:BN:10:VAL:HG11	33:BN:36:VAL:CG2	1.05	1.52
44:BU:99:ALA:HB2	44:BU:106:PHE:CE2	1.43	1.52
47:B3:23:LEU:HA	47:B3:28:LEU:CD1	1.37	1.52
30:BG:19:GLU:CB	30:BG:135:VAL:CG2	1.81	1.52
33:BN:52:GLN:HA	33:BN:55:GLU:CD	1.23	1.52
26:BA:2066:C:C2	26:BA:2445:G:N2	1.77	1.52
27:BD:131:LEU:HD13	27:BD:171:VAL:CG2	1.40	1.52
26:BA:2580:U:C5	26:BA:2581:G:C8	1.98	1.51
31:BH:86:LEU:CA	31:BH:148:ARG:NH2	1.68	1.51
34:BO:99:PHE:CE2	38:BT:24:LYS:CE	1.92	1.51
29:BF:47:GLY:CA	29:BF:92:PRO:HB2	1.29	1.51
34:BO:25:LEU:CD2	34:BO:40:VAL:HG23	1.09	1.51
40:BX:24:LEU:O	40:BX:26:PHE:CE1	1.63	1.51
26:BA:2225:A:H4'	26:BA:2226:C:C5'	1.34	1.51
26:BA:2712:U:C5	26:BA:712(A):A:C8	1.95	1.51
41:BY:63:ILE:CD1	41:BY:75:GLU:N	1.69	1.51
30:BG:102:GLY:CA	30:BG:134:LEU:HD12	1.39	1.51
26:BA:2584:U:C6	26:BA:2585:U:C6	1.95	1.51
27:BD:213:LYS:HG3	27:BD:215:LYS:CB	1.41	1.51
28:BE:205:THR:HG21	28:BE:259:HIS:CA	1.40	1.51
32:BI:95:SER:CB	32:BI:98:ILE:CD1	1.85	1.51
44:BU:49:ASP:CA	44:BU:52:ASN:ND2	1.71	1.51
26:BA:2403:C:N4	26:BA:2415:G:C6	1.79	1.51
26:BA:10:G:N2	26:BA:2629:A:C2	1.77	1.51
26:BA:2850:A:C2	43:BR:61:HIS:CE1	1.95	1.51

*Continued on next page...*



*Continued from previous page...*

Atom-1	Atom-2	Interatomic distance (Å)	Clash overlap (Å)
29:BF:81:PRO:CB	29:BF:87:ARG:HB3	1.37	1.51
53:B8:26:LYS:CG	53:B8:45:GLY:H	1.24	1.50
34:BO:35:ILE:HD11	34:BO:65:THR:CG2	1.41	1.50
26:BA:2865:U:C4	26:BA:2866:U:H5	1.29	1.50
34:BO:63:VAL:CG1	34:BO:102:VAL:HG13	1.33	1.50
26:BA:2584:U:C6	26:BA:2585:U:C5	1.97	1.50
34:BO:99:PHE:CD2	38:BT:24:LYS:HE2	1.47	1.50
16:AM:91:ARG:HH12	16:AM:103:THR:CG2	1.23	1.50
26:BA:535:C:H4'	44:BU:53:LYS:CE	1.03	1.50
27:BD:135:PRO:CG	27:BD:138:THR:HG21	1.38	1.50
47:B3:40:THR:CG2	47:B3:43:ILE:CD1	1.85	1.50
45:BV:94:LYS:C	45:BV:95:ILE:CD1	1.76	1.50
39:BW:20:VAL:CG1	39:BW:47:VAL:HG21	1.40	1.50
29:BF:22:PHE:CZ	29:BF:115:LEU:HB3	1.45	1.49
44:BU:13:ARG:HH11	44:BU:13:ARG:CB	0.86	1.49
27:BD:73:ILE:CG2	27:BD:95:TYR:CD2	1.89	1.49
27:BD:146:LYS:CD	27:BD:147:PRO:HD2	1.39	1.49
26:BA:2225:A:C4'	26:BA:2226:C:H5'	1.41	1.49
26:BA:2450:A:H5''	26:BA:2497:A:N6	1.19	1.49
28:BE:39:GLN:NE2	28:BE:174:LEU:HD11	1.22	1.49
29:BF:91:PRO:HB2	29:BF:92:PRO:CD	1.32	1.49
44:BU:99:ALA:HB2	44:BU:106:PHE:CZ	1.46	1.49
26:BA:104:U:H3	41:BY:17:HIS:CE1	1.29	1.49
26:BA:2657:A:N7	26:BA:2658:C:C5	1.78	1.49
28:BE:74:GLU:HA	28:BE:293:TYR:CD2	1.46	1.49
30:BG:28:GLY:CA	30:BG:69:ILE:HD13	1.38	1.49
39:BW:32:ALA:CB	39:BW:35:ILE:HD12	1.39	1.49
29:BF:36:ARG:CA	29:BF:39:GLN:HE22	1.24	1.49
26:BA:2406:U:C4	35:BP:55:GLN:HB3	1.48	1.49
26:BA:2353:G:H1	26:BA:2364:C:N4	1.03	1.49
33:BN:25:GLN:HA	33:BN:28:GLU:CG	1.41	1.49
26:BA:2826:A:C6	26:BA:2827:C:C5	2.01	1.48
28:BE:44:TYR:HA	28:BE:309:PRO:CD	1.39	1.48
29:BF:225:PRO:C	29:BF:231:ARG:HG3	1.12	1.48
36:BQ:85:ILE:HG22	36:BQ:122:PHE:CB	1.39	1.48
29:BF:47:GLY:CA	29:BF:92:PRO:CG	1.88	1.48
36:BQ:49:VAL:CG2	36:BQ:121:ASP:H	1.26	1.48
33:BN:15:ARG:HB3	33:BN:43:ARG:CG	1.03	1.48
26:BA:2785:C:C1'	28:BE:100:TRP:CD1	1.90	1.48
41:BY:73:HIS:CA	41:BY:91:LEU:CD1	1.91	1.48
26:BA:2355:C:H4'	48:B0:21:LEU:CD1	1.05	1.48

*Continued on next page...*



*Continued from previous page...*

Atom-1	Atom-2	Interatomic distance (Å)	Clash overlap (Å)
26:BA:2785:C:H1'	28:BE:100:TRP:CD1	0.98	1.48
26:BA:1669:A:C8	34:BO:4:GLN:OE1	1.66	1.48
33:BN:27:ALA:CA	33:BN:30:ALA:HB3	1.39	1.48
47:B3:31:LEU:CD2	47:B3:32:GLN:H	1.25	1.48
33:BN:12:VAL:C	33:BN:38:VAL:HG13	1.30	1.48
26:BA:2653:U:C2	26:BA:2654:A:N6	1.82	1.48
26:BA:2597:G:H2'	26:BA:2598:A:C8	1.47	1.48
41:BY:78:THR:HG22	41:BY:88:PRO:CA	1.44	1.47
42:BZ:91:PRO:CD	42:BZ:127:PRO:HB3	1.41	1.47
26:BA:1062:G:N2	55:BK:92:PRO:HG3	1.25	1.47
44:BU:74:MET:CE	44:BU:78:THR:HG21	1.00	1.47
39:BW:20:VAL:HG11	39:BW:47:VAL:CG2	1.41	1.47
50:B5:12:SER:HB3	50:B5:15:LYS:NZ	1.22	1.47
7:AD:15:GLU:HG2	7:AD:63:LYS:CB	1.44	1.47
47:B3:20:LYS:C	47:B3:23:LEU:HG	1.31	1.47
53:B8:16:ILE:HG13	53:B8:22:VAL:CG2	1.43	1.47
26:BA:2416:C:OP1	35:BP:51:PHE:CE2	1.66	1.47
28:BE:210:THR:HA	28:BE:216:ARG:NH2	1.30	1.47
26:BA:29:U:H4'	44:BU:11:ARG:NH1	1.28	1.47
44:BU:14:HIS:CE1	44:BU:36:PHE:CZ	2.00	1.47
26:BA:2286:A:H5'	26:BA:2287:A:C4'	1.38	1.47
26:BA:2432:A:C2	26:BA:2433:A:C6	2.03	1.47
28:BE:39:GLN:CD	28:BE:174:LEU:HD11	1.33	1.47
28:BE:79:ARG:O	28:BE:187:HIS:CE1	1.67	1.47
1:AA:1211:U:O3'	1:AA:1212:U:P	1.09	1.47
26:BA:2410:G:H2'	26:BA:2411:A:C8	1.47	1.47
28:BE:79:ARG:HH12	28:BE:104:PHE:C	1.02	1.47
39:BW:19:LEU:HD22	50:B5:25:LEU:CG	1.40	1.47
53:B8:26:LYS:CD	53:B8:44:LYS:CA	1.89	1.47
32:BI:103:GLN:HE21	32:BI:110:LEU:N	1.11	1.46
55:BK:15:ALA:CB	55:BK:46:THR:HB	1.46	1.46
35:BP:144:ASP:C	35:BP:145:LEU:HD12	1.27	1.46
36:BQ:89:PRO:O	36:BQ:90:PHE:CD1	1.66	1.46
54:B9:25:VAL:HB	54:B9:34:GLN:CB	1.03	1.46
26:BA:2446:G:C2	26:BA:2501:C:H5	1.31	1.46
26:BA:2579:C:H6	26:BA:2579:C:C5'	1.21	1.46
41:BY:71:VAL:HG22	41:BY:93:THR:CG2	1.41	1.46
52:B7:30:ILE:CA	52:B7:33:ARG:HD2	1.45	1.46
26:BA:1364:G:H3'	49:B4:3:LYS:CD	1.38	1.46
27:BD:175:LEU:CG	27:BD:179:GLU:C	1.81	1.46
33:BN:45:VAL:O	33:BN:46:ILE:CG1	1.63	1.46

*Continued on next page...*



*Continued from previous page...*

Atom-1	Atom-2	Interatomic distance (Å)	Clash overlap (Å)
26:BA:2259:G:N2	26:BA:2282:G:C5	1.82	1.46
26:BA:2287:A:C2	26:BA:2289:G:H1'	1.45	1.46
27:BD:74:PRO:CG	27:BD:96:ALA:HB2	1.42	1.46
43:BR:38:VAL:CG1	43:BR:39:PRO:CD	1.84	1.46
42:BZ:68:ALA:O	42:BZ:69:VAL:CG2	1.64	1.46
46:B2:55:ARG:CA	46:B2:58:THR:OG1	1.63	1.46
45:BV:50:ASP:HB2	45:BV:53:LYS:CG	1.43	1.46
3:AW:37:YYG:C19	10:AG:84:ASN:HA	1.41	1.46
26:BA:2740:A:C2'	26:BA:2741:A:H8	1.25	1.46
28:BE:205:THR:CG2	28:BE:259:HIS:CA	1.94	1.46
2:AV:35:A:N1	4:AX:118:C:N3	1.62	1.46
49:B4:46:GLU:O	49:B4:47:GLU:CG	1.64	1.46
26:BA:2470:G:C2	26:BA:2471:C:C4	2.01	1.46
28:BE:72:VAL:C	28:BE:73:ILE:HD13	1.19	1.45
49:B4:7:PRO:HD2	49:B4:56:VAL:CG2	1.44	1.45
26:BA:2561:A:O2'	34:BO:40:VAL:CG1	1.64	1.45
26:BA:1151:G:H4'	44:BU:81:ASN:ND2	1.25	1.45
26:BA:2258:C:C5	26:BA:2426:A:O4'	1.68	1.45
26:BA:2638:G:N2	26:BA:2778:A:H62	1.08	1.45
26:BA:994:C:C2	44:BU:53:LYS:CD	1.94	1.45
34:BO:1:MET:C	34:BO:2:ILE:HD12	1.15	1.45
1:AA:1268:A:C4'	24:AU:20:LYS:HA	1.44	1.45
39:BW:82:LEU:CD2	39:BW:98:LYS:O	1.64	1.45
26:BA:2531:A:H2'	26:BA:2532:G:C5'	1.46	1.45
26:BA:1568:G:C5'	27:BD:60:GLN:HE21	1.25	1.45
3:AW:65:G:H2'	3:AW:66:A:C5'	1.44	1.45
27:BD:158:GLY:HA2	27:BD:194:VAL:CG1	1.46	1.45
27:BD:80:ILE:O	27:BD:80:ILE:CD1	1.65	1.45
35:BP:65:ASP:HB3	35:BP:109:LEU:CB	1.46	1.45
7:AD:15:GLU:CG	7:AD:63:LYS:HB3	1.45	1.44
26:BA:2626:C:H2'	26:BA:2627:G:C5'	1.45	1.44
31:BH:73:ASN:HB3	31:BH:137:LYS:NZ	1.24	1.44
55:BK:37:GLU:CB	55:BK:41:ARG:NH1	1.77	1.44
53:B8:26:LYS:HG3	53:B8:45:GLY:N	1.28	1.44
26:BA:2652:C:C6	26:BA:2653:U:C5	2.05	1.44
26:BA:2698:U:O2	26:BA:2699:C:C6	1.69	1.44
16:AM:92:HIS:CD2	16:AM:98:VAL:HG21	1.50	1.44
30:BG:49:PRO:HB3	30:BG:72:LYS:C	1.36	1.44
33:BN:19:MET:CE	33:BN:19:MET:HA	1.44	1.44
26:BA:2698:U:O2	26:BA:2699:C:C5	1.70	1.44
32:BI:7:LYS:CD	32:BI:12:LYS:NZ	1.78	1.44

*Continued on next page...*



*Continued from previous page...*

Atom-1	Atom-2	Interatomic distance (Å)	Clash overlap (Å)
41:BY:41:ARG:O	41:BY:112:LEU:CB	1.65	1.44
26:BA:2570:G:H2'	26:BA:2571:C:C6	1.52	1.44
29:BF:52:ALA:HA	29:BF:55:ARG:NE	1.27	1.44
26:BA:2447:G:C4	26:BA:2500:U:H5	1.35	1.44
25:BB:50:G:OP2	37:BS:74:PRO:CG	1.65	1.44
35:BP:94:ARG:HD3	35:BP:120:LEU:CD2	1.40	1.44
28:BE:71:THR:CG2	28:BE:299:SER:CB	1.84	1.44
30:BG:19:GLU:CB	30:BG:135:VAL:HG21	1.39	1.44
52:B7:21:ARG:CZ	52:B7:43:THR:HG23	1.47	1.44
26:BA:2810:A:C8	26:BA:2811:G:O4'	1.66	1.44
31:BH:166:GLU:C	31:BH:167:LEU:HD23	1.07	1.44
33:BN:15:ARG:CD	33:BN:43:ARG:HD2	1.42	1.44
26:BA:911:A:C4	36:BQ:16:ARG:HG2	1.50	1.44
33:BN:95:ARG:N	33:BN:98:PHE:HE1	1.15	1.44
45:BV:91:THR:C	45:BV:92:ALA:CB	1.83	1.44
42:BZ:172:LEU:HD23	42:BZ:173:PRO:N	1.33	1.44
42:BZ:2:GLU:C	42:BZ:54:ILE:HG21	1.32	1.44
51:B6:28:ARG:NH1	51:B6:28:ARG:HB3	1.31	1.44
29:BF:3:ALA:HB3	29:BF:16:VAL:C	1.37	1.44
32:BI:68:LEU:HD21	32:BI:108:LEU:CD1	0.98	1.44
42:BZ:172:LEU:HD23	42:BZ:173:PRO:CD	1.46	1.44
27:BD:73:ILE:CG2	27:BD:95:TYR:HD2	1.20	1.43
26:BA:535:C:C4'	44:BU:53:LYS:CE	1.87	1.43
26:BA:2638:G:H21	26:BA:2778:A:N6	0.95	1.43
43:BR:44:LEU:HD13	43:BR:48:VAL:CG2	1.47	1.43
48:B0:65:GLY:C	48:B0:66:LYS:CD	1.86	1.43
52:B7:17:GLY:CA	52:B7:44:VAL:CG2	1.95	1.43
35:BP:94:ARG:CB	35:BP:120:LEU:CD2	1.94	1.43
26:BA:2579:C:C2'	26:BA:2580:U:H5'	1.48	1.43
35:BP:92:ASP:CB	35:BP:118:LEU:HD13	1.49	1.43
36:BQ:16:ARG:HH11	36:BQ:16:ARG:CB	1.27	1.43
47:B3:40:THR:CG2	47:B3:43:ILE:HD13	0.95	1.43
26:BA:2315:G:OP1	30:BG:20:LYS:CD	1.64	1.43
26:BA:994:C:H5	45:BV:72:ARG:NH1	1.15	1.43
55:BK:38:PHE:CD2	55:BK:67:THR:HG22	1.51	1.43
26:BA:825:C:H4'	26:BA:2428:G:N7	1.26	1.43
26:BA:2447:G:C5	26:BA:2500:U:C5	2.07	1.43
26:BA:2090:G:C6	26:BA:2230:G:O6	1.70	1.43
26:BA:2306:C:N4	26:BA:2311:A:H2	1.12	1.43
26:BA:2556:C:C2'	26:BA:2557:G:H5'	0.98	1.43
26:BA:495:G:C4'	39:BW:57:ASN:ND2	1.82	1.43

*Continued on next page...*



*Continued from previous page...*

Atom-1	Atom-2	Interatomic distance (Å)	Clash overlap (Å)
30:BG:28:GLY:HA2	30:BG:69:ILE:CD1	1.46	1.43
45:BV:61:VAL:CG1	45:BV:95:ILE:HG22	1.49	1.43
26:BA:2679:A:N3	28:BE:300:VAL:CG1	1.78	1.43
44:BU:76:TYR:O	44:BU:80:ILE:CD1	1.65	1.43
26:BA:2810:A:C2'	26:BA:2811:G:H5'	0.96	1.42
27:BD:208:GLY:HA2	27:BD:210:LYS:NZ	1.27	1.42
45:BV:11:GLN:NE2	45:BV:22:VAL:CG2	1.74	1.42
40:BX:5:ILE:CG2	40:BX:6:LYS:H	1.17	1.42
26:BA:2735:G:C6	26:BA:2770:G:N2	1.87	1.42
26:BA:598:G:H21	29:BF:33:LYS:NZ	1.01	1.42
35:BP:94:ARG:CD	35:BP:120:LEU:HD23	1.46	1.42
44:BU:8:ILE:CA	44:BU:11:ARG:HD3	1.44	1.42
45:BV:60:VAL:O	45:BV:98:ILE:CB	1.67	1.42
31:BH:104:LEU:HB2	31:BH:151:ARG:NH1	1.25	1.42
51:B6:12:MET:SD	51:B6:54:LYS:HB3	1.60	1.42
29:BF:196:THR:HA	29:BF:236:THR:CG2	1.50	1.42
35:BP:76:LEU:C	35:BP:81:VAL:HG21	1.32	1.42
26:BA:2352:A:C2	48:B0:30:VAL:HG11	1.44	1.42
32:BI:7:LYS:CG	32:BI:12:LYS:HG2	1.48	1.42
26:BA:104:U:N3	41:BY:17:HIS:HE1	1.15	1.42
26:BA:2813:A:C2'	26:BA:2814:C:H6	1.30	1.42
36:BQ:87:LYS:O	36:BQ:88:PHE:CD2	1.72	1.42
37:BS:31:LYS:HB3	37:BS:32:PRO:CD	1.46	1.42
27:BD:149:ARG:CB	27:BD:152:GLN:HE22	1.32	1.42
48:B0:45:PHE:CD1	48:B0:78:PHE:HA	1.52	1.42
51:B6:45:LYS:O	51:B6:46:LYS:CE	1.66	1.42
26:BA:125:G:H5''	52:B7:19:ARG:NH1	1.33	1.42
26:BA:1:G:H1	26:BA:2902:C:N4	0.92	1.42
26:BA:2484:G:N2	26:BA:2485:G:C1'	1.83	1.42
26:BA:2579:C:H2'	26:BA:2580:U:C5'	1.48	1.42
26:BA:2698:U:C2	26:BA:2699:C:C5	2.06	1.42
27:BD:77:VAL:CB	27:BD:113:MET:HA	1.31	1.42
28:BE:205:THR:CG2	28:BE:259:HIS:N	1.83	1.42
45:BV:39:PHE:O	45:BV:40:VAL:CG2	1.64	1.42
45:BV:74:TYR:CD1	45:BV:86:HIS:O	1.70	1.42
26:BA:2355:C:C4'	48:B0:21:LEU:CD1	1.79	1.41
30:BG:21:VAL:HG13	30:BG:132:VAL:CG2	1.48	1.41
34:BO:63:VAL:HG13	34:BO:102:VAL:CG1	0.96	1.41
51:B6:46:LYS:NZ	51:B6:46:LYS:HA	1.19	1.41
26:BA:2093:G:H1'	26:BA:2198:A:N1	1.29	1.41
26:BA:2228:G:C8	26:BA:2229:C:C6	2.08	1.41

*Continued on next page...*



*Continued from previous page...*

Atom-1	Atom-2	Interatomic distance (Å)	Clash overlap (Å)
3:AW:65:G:C2'	3:AW:66:A:H5'	1.36	1.41
28:BE:211:GLN:C	28:BE:216:ARG:HD2	1.37	1.41
44:BU:74:MET:CE	44:BU:78:THR:CG2	1.97	1.41
42:BZ:6:LYS:O	42:BZ:31:SER:CB	1.66	1.41
26:BA:2330:G:N2	26:BA:2331:G:H1'	1.34	1.41
29:BF:223:LEU:HD12	29:BF:224:ALA:N	1.08	1.41
45:BV:50:ASP:H	45:BV:53:LYS:CE	1.30	1.41
48:B0:43:THR:HG21	48:B0:75:GLY:CA	1.48	1.41
28:BE:74:GLU:HA	28:BE:293:TYR:CE2	1.53	1.41
30:BG:98:PHE:HA	30:BG:104:PHE:CD2	1.53	1.41
31:BH:104:LEU:CB	31:BH:151:ARG:NH1	1.84	1.41
26:BA:1021:A:C8	33:BN:49:ARG:NH1	1.89	1.41
26:BA:2021:C:OP2	50:B5:15:LYS:CE	1.66	1.41
26:BA:2437:U:H5'	26:BA:2598:A:C2	1.53	1.41
33:BN:94:GLY:C	33:BN:98:PHE:HE1	1.19	1.41
26:BA:2515:C:N4	26:BA:2569:G:H1	1.10	1.41
30:BG:28:GLY:C	30:BG:69:ILE:CD1	1.88	1.41
53:B8:26:LYS:HD2	53:B8:44:LYS:CA	0.93	1.40
26:BA:2652:C:C5	26:BA:2653:U:C4	2.09	1.40
27:BD:77:VAL:HB	27:BD:113:MET:CA	1.47	1.40
41:BY:55:PHE:CE2	41:BY:89:ARG:NH1	1.89	1.40
42:BZ:116:VAL:HG23	42:BZ:169:VAL:CG2	1.50	1.40
42:BZ:67:LYS:HA	42:BZ:67:LYS:NZ	1.29	1.40
26:BA:2354:G:N2	48:B0:32:LYS:HE3	1.35	1.40
26:BA:2652:C:C5	26:BA:2653:U:C5	2.09	1.40
35:BP:83:GLU:C	35:BP:92:ASP:N	1.75	1.40
36:BQ:46:VAL:CB	36:BQ:124:ALA:O	1.65	1.40
36:BQ:142:LYS:CG	36:BQ:143:VAL:H	1.28	1.40
3:AW:25:C:C5	3:AW:26:G:C5	1.79	1.40
26:BA:963:U:H1'	26:BA:2250:G:N2	1.33	1.40
36:BQ:140:TYR:HD1	36:BQ:147:VAL:CG1	1.28	1.40
2:AV:75:C:N3	26:BA:2252:G:N2	1.61	1.40
26:BA:2573:C:C5'	26:BA:2573:C:H6	1.32	1.40
26:BA:2684:U:H1'	34:BO:70:ARG:NH2	1.11	1.40
3:AW:65:G:C6	3:AW:66:A:C5	2.10	1.40
27:BD:131:LEU:HD11	27:BD:183:ILE:CG2	1.49	1.40
48:B0:67:VAL:CG1	48:B0:74:LYS:HG2	1.52	1.40
48:B0:45:PHE:CE1	48:B0:78:PHE:CD2	2.08	1.40
35:BP:94:ARG:CG	35:BP:120:LEU:HD23	1.50	1.40
49:B4:6:HIS:ND1	49:B4:56:VAL:HG23	1.34	1.40
52:B7:21:ARG:NH1	52:B7:43:THR:HG23	1.08	1.40

*Continued on next page...*



*Continued from previous page...*

Atom-1	Atom-2	Interatomic distance (Å)	Clash overlap (Å)
26:BA:2832:U:C6	26:BA:2832:U:C5'	2.04	1.40
28:BE:45:LYS:HE3	28:BE:303:PRO:CG	1.52	1.39
33:BN:135:ILE:O	33:BN:139:LEU:CD1	1.69	1.39
26:BA:2364:C:N1	48:B0:32:LYS:NZ	1.66	1.39
26:BA:2285:C:C4'	26:BA:2288:A:N6	1.82	1.39
42:BZ:172:LEU:CG	42:BZ:173:PRO:HD2	1.49	1.39
52:B7:30:ILE:HA	52:B7:33:ARG:CG	1.48	1.39
55:BK:18:ALA:O	55:BK:19:THR:CG2	1.69	1.39
26:BA:2786:U:C5'	28:BE:100:TRP:O	1.67	1.39
27:BD:175:LEU:HG	27:BD:179:GLU:C	1.03	1.39
27:BD:92:LEU:HD11	27:BD:102:TYR:CD1	1.56	1.39
28:BE:87:GLU:C	28:BE:93:GLN:N	1.75	1.39
55:BK:42:PHE:CZ	55:BK:58:ILE:HD11	1.58	1.39
26:BA:6:A:H5'	33:BN:4:ALA:N	1.38	1.39
3:AW:65:G:C5	3:AW:66:A:C8	2.10	1.39
26:BA:2848:G:N2	26:BA:2849:U:H3	1.14	1.39
26:BA:1952:A:C2	34:BO:22:ILE:HG23	1.57	1.39
42:BZ:163:ASP:CG	42:BZ:164:PRO:HD2	1.40	1.39
47:B3:31:LEU:CD2	47:B3:32:GLN:N	1.81	1.39
26:BA:2748:A:N7	26:BA:2749:A:C2	1.89	1.39
53:B8:55:TRP:CZ3	53:B8:59:LYS:HE3	1.54	1.39
26:BA:1545:A:H5'	26:BA:545(A):A:P	1.62	1.39
36:BQ:45:GLN:NE2	36:BQ:153:PRO:HB2	1.38	1.39
44:BU:59:ARG:C	44:BU:62:ILE:HG12	1.42	1.39
41:BY:33:GLU:OE1	41:BY:34:GLU:CG	1.70	1.39
27:BD:103:ILE:HG12	27:BD:104:ILE:CD1	0.93	1.39
31:BH:10:ILE:CG2	31:BH:14:VAL:CG1	1.98	1.39
26:BA:2485:G:C2'	26:BA:2486:G:H5'	1.50	1.39
29:BF:47:GLY:HA2	29:BF:92:PRO:CB	0.91	1.39
33:BN:94:GLY:C	33:BN:98:PHE:CE1	1.96	1.39
28:BE:79:ARG:NH1	28:BE:104:PHE:C	1.75	1.39
55:BK:93:LYS:HD3	55:BK:96:ILE:CD1	1.53	1.39
44:BU:92:ARG:C	44:BU:95:LEU:HG	1.42	1.39
51:B6:46:LYS:CA	51:B6:46:LYS:HZ3	1.34	1.38
26:BA:2845:G:O2'	26:BA:2846:G:C5'	1.69	1.38
39:BW:30:GLU:CA	39:BW:33:ARG:HD3	1.51	1.38
26:BA:2799:A:H3'	26:BA:2801:A:P	1.63	1.38
31:BH:86:LEU:H	31:BH:131:ILE:CG2	1.35	1.38
37:BS:12:ARG:NH1	37:BS:20:TYR:CE2	1.73	1.38
37:BS:12:ARG:HD2	37:BS:20:TYR:CZ	1.58	1.38
41:BY:18:GLU:C	41:BY:21:LYS:HZ2	1.23	1.38

*Continued on next page...*



*Continued from previous page...*

Atom-1	Atom-2	Interatomic distance (Å)	Clash overlap (Å)
26:BA:2893:G:O2'	26:BA:2894:G:C1'	1.69	1.38
30:BG:28:GLY:CA	30:BG:69:ILE:CD1	1.96	1.38
36:BQ:54:VAL:O	36:BQ:56:ILE:CD1	1.71	1.38
29:BF:47:GLY:C	29:BF:92:PRO:CG	1.92	1.38
34:BO:63:VAL:CG1	34:BO:102:VAL:CG1	1.91	1.38
35:BP:112:GLY:C	35:BP:113:GLN:NE2	1.76	1.38
42:BZ:71:MET:HG2	42:BZ:78:PRO:CD	0.92	1.38
52:B7:21:ARG:O	52:B7:24:THR:CG2	1.72	1.38
26:BA:2228:G:N7	26:BA:2229:C:C6	1.90	1.38
26:BA:2776:A:H1'	26:BA:2778:A:C8	1.58	1.38
28:BE:76:PRO:HB2	28:BE:77:PRO:CD	1.49	1.38
39:BW:90:ARG:NH1	39:BW:90:ARG:HB2	1.14	1.38
29:BF:52:ALA:CB	29:BF:55:ARG:NH2	1.85	1.38
29:BF:81:PRO:CA	29:BF:87:ARG:HG2	1.49	1.38
1:AA:1319:A:H4'	22:AS:70:LYS:NZ	1.31	1.38
51:B6:48:VAL:O	51:B6:50:PHE:CE1	1.76	1.38
52:B7:30:ILE:O	52:B7:33:ARG:CB	1.71	1.38
32:BI:102:LEU:HD12	32:BI:103:GLN:N	1.07	1.38
55:BK:117:ASN:ND2	55:BK:127:ILE:HD11	1.34	1.38
53:B8:16:ILE:CG1	53:B8:22:VAL:HG22	1.51	1.38
27:BD:208:GLY:CA	27:BD:210:LYS:NZ	1.83	1.38
26:BA:29:U:C4'	44:BU:11:ARG:HH12	1.36	1.38
26:BA:125:G:C5'	52:B7:19:ARG:HH11	1.35	1.38
53:B8:26:LYS:HD2	53:B8:44:LYS:N	1.37	1.38
26:BA:1546:C:O3'	26:BA:1547:C:P	0.99	1.38
26:BA:2287:A:N6	26:BA:2344:U:C5	1.92	1.38
26:BA:2583:G:C2'	26:BA:2584:U:O2	1.69	1.38
31:BH:143:LEU:HD23	31:BH:144:ALA:N	1.32	1.38
35:BP:62:ALA:O	35:BP:107:LYS:CD	1.69	1.38
35:BP:62:ALA:N	35:BP:107:LYS:CE	1.84	1.38
41:BY:101:LEU:HD11	41:BY:112:LEU:CG	1.53	1.38
54:B9:14:CYS:HA	54:B9:27:CYS:CB	1.52	1.37
26:BA:2482:G:H2'	26:BA:2483:C:C5'	1.51	1.37
28:BE:205:THR:HG21	28:BE:259:HIS:N	1.09	1.37
53:B8:60:LEU:HD11	53:B8:64:ARG:CB	1.51	1.37
32:BI:103:GLN:NE2	32:BI:110:LEU:H	1.21	1.37
47:B3:8:LEU:CD2	47:B3:31:LEU:CA	2.01	1.37
27:BD:128:ALA:HB2	27:BD:190:THR:CA	1.54	1.37
55:BK:66:PHE:O	55:BK:67:THR:CG2	1.73	1.37
26:BA:2768:C:C2'	26:BA:2769:C:H5'	1.54	1.37
26:BA:1818:U:C5'	27:BD:155:ARG:HG3	1.53	1.37

*Continued on next page...*



*Continued from previous page...*

Atom-1	Atom-2	Interatomic distance (Å)	Clash overlap (Å)
16:AM:91:ARG:NH1	16:AM:103:THR:HG21	1.37	1.37
26:BA:2406:U:O4	35:BP:55:GLN:CB	1.71	1.37
42:BZ:172:LEU:CD2	42:BZ:173:PRO:HD2	1.53	1.37
26:BA:2580:U:C5	26:BA:2581:G:N7	1.92	1.37
26:BA:2544:G:H5''	26:BA:2645:G:N7	1.37	1.37
3:AW:25:C:C3'	3:AW:26:G:H8	1.25	1.37
48:B0:46:LYS:HG3	48:B0:58:THR:CG2	1.51	1.37
26:BA:2251:G:OP1	36:BQ:102:ARG:NE	1.57	1.37
45:BV:42:GLY:N	45:BV:54:TYR:CZ	1.93	1.37
39:BW:19:LEU:HD13	50:B5:25:LEU:CD2	1.55	1.37
42:BZ:163:ASP:CG	42:BZ:164:PRO:CD	1.92	1.37
26:BA:2307:G:H1'	26:BA:2311:A:N6	1.40	1.36
26:BA:2616:C:C2'	26:BA:2617:C:H5'	1.56	1.36
37:BS:27:LEU:CB	37:BS:33:ARG:NH2	1.87	1.36
44:BU:49:ASP:HA	44:BU:52:ASN:ND2	1.06	1.36
26:BA:2567:G:N3	26:BA:2568:C:C5	1.92	1.36
26:BA:2023:G:C4'	26:BA:2618:G:OP1	1.71	1.36
44:BU:61:TRP:O	44:BU:65:ILE:CG1	1.74	1.36
45:BV:62:GLU:O	45:BV:95:ILE:CG2	1.71	1.36
49:B4:16:TYR:O	49:B4:17:GLN:CG	1.73	1.36
26:BA:2267:A:H5''	26:BA:2268:A:OP1	1.20	1.36
26:BA:2464:C:N4	26:BA:2487:G:C6	1.94	1.36
26:BA:1568:G:C4'	27:BD:60:GLN:HE21	1.36	1.36
37:BS:46:GLN:O	37:BS:47:LEU:CD2	1.73	1.36
44:BU:44:THR:CG2	45:BV:77:GLY:O	1.71	1.36
26:BA:2528:U:P	54:B9:30:VAL:HG11	1.64	1.36
35:BP:66:VAL:HB	35:BP:67:ARG:CZ	1.16	1.36
41:BY:28:SER:HB3	41:BY:99:THR:CB	1.52	1.36
48:B0:36:ILE:C	48:B0:68:VAL:HG13	1.45	1.36
28:BE:211:GLN:O	28:BE:216:ARG:CD	1.72	1.36
28:BE:45:LYS:HZ1	28:BE:303:PRO:N	0.90	1.36
29:BF:217:GLU:O	29:BF:218:VAL:CG2	1.73	1.36
44:BU:92:ARG:H	45:BV:10:LYS:NZ	1.16	1.36
51:B6:21:TYR:CZ	51:B6:43:VAL:HG23	1.60	1.36
26:BA:495:G:C4'	39:BW:57:ASN:HD21	1.36	1.36
31:BH:101:LYS:CE	31:BH:115:GLU:HB2	1.56	1.36
31:BH:120:LEU:C	31:BH:121:GLU:OE1	1.63	1.36
26:BA:2470:G:N2	26:BA:2471:C:N3	1.65	1.36
26:BA:2578:G:N7	28:BE:237:ASN:ND2	1.74	1.36
33:BN:27:ALA:HA	33:BN:30:ALA:CB	0.89	1.36
45:BV:42:GLY:HA3	45:BV:54:TYR:CE2	1.60	1.36

*Continued on next page...*



*Continued from previous page...*

Atom-1	Atom-2	Interatomic distance (Å)	Clash overlap (Å)
26:BA:2336:A:O2'	26:BA:2337:G:C5'	1.74	1.35
28:BE:233:ARG:O	28:BE:234:ARG:CG	1.71	1.35
55:BK:37:GLU:CA	55:BK:41:ARG:HH11	1.36	1.35
33:BN:106:GLY:O	33:BN:107:ASN:ND2	1.58	1.35
1:AA:1337:G:O3'	1:AA:1338:G:P	0.96	1.35
48:B0:65:GLY:O	48:B0:66:LYS:HD2	1.20	1.35
29:BF:243:VAL:HA	29:BF:246:ARG:CD	1.54	1.35
29:BF:34:ALA:HB2	29:BF:110:ALA:CB	1.55	1.35
34:BO:25:LEU:CD2	34:BO:40:VAL:CG2	2.04	1.35
45:BV:61:VAL:HG12	45:BV:95:ILE:CG2	1.52	1.35
3:AW:1:G:N2	3:AW:2:C:H41	1.22	1.35
48:B0:37:LEU:N	48:B0:68:VAL:HG13	1.39	1.35
52:B7:34:ARG:NH1	52:B7:42:LEU:HA	1.35	1.35
26:BA:2195:C:C5	26:BA:2195:C:OP2	1.77	1.35
26:BA:2446:G:C2	26:BA:2501:C:C5	2.12	1.35
26:BA:2574:G:C5	26:BA:2575:C:C5	1.91	1.35
26:BA:965:C:O2'	26:BA:2272:U:C6	1.77	1.35
30:BG:49:PRO:CB	30:BG:72:LYS:O	1.72	1.35
35:BP:117:GLU:OE2	35:BP:136:ALA:C	1.64	1.35
26:BA:2737:G:H1	26:BA:2767:C:N4	1.22	1.35
27:BD:143:ILE:O	27:BD:152:GLN:N	1.57	1.35
27:BD:156:ALA:O	27:BD:196:ASN:ND2	1.58	1.35
28:BE:70:VAL:HG11	28:BE:296:VAL:N	1.41	1.35
29:BF:59:GLU:O	29:BF:61:PHE:CD2	1.79	1.35
26:BA:2018:G:N2	44:BU:34:ASN:ND2	1.69	1.35
2:AV:31:A:OP1	12:AI:127:LYS:HE3	1.27	1.35
26:BA:2785:C:H2'	26:BA:2786:U:C6	1.60	1.35
26:BA:2820:A:H5''	26:BA:2820:A:N3	1.38	1.35
5:AB:112:VAL:C	5:AB:113:HIS:N	1.79	1.35
26:BA:1140:C:C5	33:BN:49:ARG:HG3	1.61	1.35
26:BA:2306:C:N4	26:BA:2311:A:C2	1.88	1.35
29:BF:215:ALA:HB1	29:BF:238:SER:O	1.27	1.35
26:BA:2745:C:H1'	31:BH:142:GLU:CG	1.55	1.35
31:BH:148:ARG:NH1	31:BH:163:TYR:HA	1.42	1.35
33:BN:13:ASP:N	33:BN:38:VAL:CG1	1.87	1.35
43:BR:20:LEU:CD1	43:BR:21:TYR:CD2	2.10	1.35
48:B0:46:LYS:CG	48:B0:58:THR:HG23	1.55	1.35
26:BA:1826:G:P	27:BD:227:VAL:CG2	2.14	1.35
38:BT:28:THR:O	38:BT:29:THR:HG23	1.17	1.35
45:BV:40:VAL:HG12	45:BV:51:ALA:O	1.24	1.35
26:BA:2564:A:H2'	26:BA:2565:A:C8	1.60	1.35

*Continued on next page...*



*Continued from previous page...*

Atom-1	Atom-2	Interatomic distance (Å)	Clash overlap (Å)
26:BA:974:G:N7	45:BV:80:TYR:CE1	1.94	1.35
29:BF:238:SER:O	29:BF:241:ALA:CB	1.72	1.35
29:BF:245:GLU:N	29:BF:245:GLU:OE2	1.60	1.35
33:BN:65:ASN:CB	33:BN:69:TYR:HD1	1.40	1.35
46:B2:52:ALA:O	46:B2:56:ILE:CG1	1.71	1.35
26:BA:1996:C:OP2	34:BO:31:ARG:NH2	1.57	1.35
26:BA:2636:U:C4'	28:BE:84:ARG:HH22	1.40	1.35
31:BH:15:THR:CG2	31:BH:26:LYS:HB2	1.54	1.35
28:BE:94:ARG:HB3	28:BE:95:PRO:CD	1.54	1.35
44:BU:88:ILE:HG21	45:BV:55:THR:OG1	1.26	1.35
44:BU:98:ILE:O	44:BU:100:ALA:N	1.56	1.35
27:BD:183:ILE:CG2	27:BD:184:LEU:H	1.34	1.34
36:BQ:67:ALA:CB	36:BQ:70:ARG:NH1	1.88	1.34
41:BY:73:HIS:HA	41:BY:91:LEU:CD1	1.52	1.34
53:B8:16:ILE:CG2	53:B8:21:LYS:O	1.75	1.34
53:B8:8:LYS:O	53:B8:10:ALA:N	1.59	1.34
26:BA:2286:A:H5'	26:BA:2287:A:C5'	1.57	1.34
31:BH:97:LYS:O	31:BH:98:GLN:HG3	1.21	1.34
47:B3:20:LYS:O	47:B3:23:LEU:CG	1.75	1.34
26:BA:825:C:H4'	26:BA:2428:G:C5	1.63	1.34
26:BA:2717:G:N3	26:BA:2718:G:C8	1.95	1.34
29:BF:62:GLY:HA3	29:BF:65:ARG:NH2	1.38	1.34
41:BY:43:ASN:ND2	41:BY:101:LEU:CD2	1.90	1.34
51:B6:32:GLN:HB3	51:B6:35:LEU:CD1	1.55	1.34
54:B9:7:VAL:HG12	54:B9:34:GLN:CD	1.47	1.34
26:BA:1080:C:O2'	55:BK:126:LYS:HB2	1.18	1.34
26:BA:2826:A:N6	26:BA:2827:C:C5	1.91	1.34
27:BD:118:GLY:O	27:BD:129:LEU:HD11	1.20	1.34
36:BQ:67:ALA:O	36:BQ:71:PHE:CD1	1.78	1.34
39:BW:76:VAL:HG23	39:BW:102:HIS:O	1.19	1.34
1:AA:1320:C:C1'	22:AS:73:GLU:HG2	1.57	1.34
31:BH:104:LEU:HB2	31:BH:151:ARG:CZ	1.56	1.34
26:BA:2485:G:C5'	36:BQ:144:THR:HG22	1.58	1.34
37:BS:27:LEU:HB2	37:BS:33:ARG:NH2	1.05	1.34
2:AV:31:A:O5'	12:AI:127:LYS:CE	1.74	1.34
3:AW:65:G:C2'	3:AW:66:A:C5'	2.01	1.34
26:BA:1364:G:H2'	49:B4:3:LYS:NZ	1.42	1.34
26:BA:1:G:N1	26:BA:2902:C:N4	1.71	1.34
26:BA:2583:G:H2'	26:BA:2584:U:C2	1.61	1.34
27:BD:175:LEU:HD21	27:BD:180:VAL:CA	1.55	1.34
28:BE:44:TYR:CE1	28:BE:308:VAL:HA	1.62	1.34

*Continued on next page...*



*Continued from previous page...*

Atom-1	Atom-2	Interatomic distance (Å)	Clash overlap (Å)
26:BA:2718:G:OP1	38:BT:38:ASN:ND2	1.57	1.34
26:BA:2051:A:O2'	28:BE:238:LEU:CG	1.74	1.34
30:BG:21:VAL:CG1	30:BG:132:VAL:HG23	1.58	1.34
42:BZ:51:LEU:HD23	42:BZ:52:PHE:N	1.38	1.34
26:BA:2020:A:N7	50:B5:9:LYS:CE	1.87	1.34
33:BN:134:GLU:O	33:BN:138:THR:CG2	1.74	1.34
33:BN:83:ILE:CG1	33:BN:84:ARG:H	1.17	1.34
53:B8:58:MET:SD	53:B8:61:MET:HG3	1.67	1.34
26:BA:2785:C:C1'	28:BE:100:TRP:HD1	1.30	1.34
41:BY:30:ASP:OD2	41:BY:31:LEU:HD21	1.19	1.34
26:BA:2592:G:N7	26:BA:2593:U:C5	1.95	1.34
26:BA:2688:U:O2	26:BA:2719:G:C2	1.80	1.34
26:BA:1665:A:O3'	34:BO:66:LYS:CE	1.74	1.34
26:BA:2352:A:C2	48:B0:30:VAL:HG12	1.48	1.33
52:B7:30:ILE:HD13	52:B7:33:ARG:CD	1.58	1.33
26:BA:973:A:N1	45:BV:81:ARG:CD	1.76	1.33
29:BF:5:ILE:HB	29:BF:14:GLY:O	1.23	1.33
31:BH:166:GLU:C	31:BH:167:LEU:CD2	1.95	1.33
35:BP:52:LYS:HD3	35:BP:53:ARG:NH1	1.42	1.33
31:BH:166:GLU:O	31:BH:167:LEU:CD2	1.76	1.33
46:B2:7:GLU:CD	46:B2:8:ILE:HG13	1.47	1.33
26:BA:1059:G:O2'	55:BK:112:LYS:NZ	1.58	1.33
26:BA:2353:G:N2	26:BA:2364:C:N3	1.71	1.33
26:BA:2043:C:C5	26:BA:2777:G:H1'	1.61	1.33
27:BD:128:ALA:CB	27:BD:190:THR:CB	2.03	1.33
44:BU:92:ARG:O	44:BU:95:LEU:CG	1.76	1.33
41:BY:73:HIS:HA	41:BY:91:LEU:CG	1.57	1.33
17:AN:24:CYS:CB	17:AN:40:CYS:H	1.40	1.33
26:BA:2768:C:C4	26:BA:2769:C:H5	1.45	1.33
29:BF:36:ARG:HA	29:BF:39:GLN:NE2	1.40	1.33
32:BI:48:GLU:O	32:BI:52:GLN:HG3	1.25	1.33
1:AA:1221:G:H5'	22:AS:36:ARG:NH1	1.42	1.33
29:BF:81:PRO:HB3	29:BF:87:ARG:CB	1.56	1.33
34:BO:35:ILE:HG23	34:BO:63:VAL:N	1.37	1.33
34:BO:77:ILE:HD11	34:BO:79:PHE:CE2	1.62	1.33
35:BP:114:VAL:O	35:BP:115:ARG:CG	1.75	1.33
37:BS:35:VAL:HA	37:BS:103:ASP:CB	1.42	1.33
26:BA:2320:A:N6	37:BS:9:PRO:HG3	1.40	1.33
41:BY:45:GLY:CA	41:BY:62:VAL:CG1	1.98	1.33
42:BZ:91:PRO:CG	42:BZ:127:PRO:HB3	1.58	1.33
26:BA:1665:A:C4'	34:BO:66:LYS:NZ	1.87	1.33

*Continued on next page...*



*Continued from previous page...*

Atom-1	Atom-2	Interatomic distance (Å)	Clash overlap (Å)
26:BA:2689:U:H5'	26:BA:2690:C:C5'	1.57	1.33
26:BA:2785:C:H2'	26:BA:2786:U:C5	1.64	1.33
29:BF:48:SER:N	29:BF:92:PRO:CG	1.92	1.33
52:B7:34:ARG:CD	52:B7:42:LEU:CD2	2.06	1.33
26:BA:2556:C:C2'	26:BA:2557:G:C5'	1.94	1.33
49:B4:21:VAL:CG1	49:B4:22:MET:H	1.38	1.33
28:BE:107:GLU:HB3	28:BE:110:ARG:NE	1.35	1.33
3:AW:25:C:H3'	3:AW:26:G:C8	1.64	1.32
26:BA:1338:G:O2'	40:BX:13:LYS:NZ	1.61	1.32
26:BA:2552:U:H5''	26:BA:2553:G:OP2	1.29	1.32
27:BD:135:PRO:HG2	27:BD:138:THR:CG2	1.55	1.32
35:BP:114:VAL:HG23	35:BP:132:LYS:CB	1.57	1.32
42:BZ:126:GLY:O	42:BZ:129:ARG:HB2	1.18	1.32
29:BF:59:GLU:HB2	29:BF:61:PHE:CE2	1.65	1.32
45:BV:5:ILE:O	45:BV:6:GLN:HG2	1.19	1.32
3:AW:76:A:N7	26:BA:2421:G:C2'	1.91	1.32
52:B7:21:ARG:HB3	52:B7:31:LEU:CD1	1.59	1.32
26:BA:1614:A:N6	39:BW:88:ARG:CB	1.92	1.32
26:BA:2450:A:OP1	26:BA:2497:A:N7	1.62	1.32
41:BY:101:LEU:O	41:BY:103:LEU:HG	1.24	1.32
42:BZ:37:LYS:O	42:BZ:41:ARG:NH1	1.59	1.32
48:B0:61:ALA:O	48:B0:62:LEU:CD1	1.76	1.32
26:BA:2225:A:C5'	26:BA:2226:C:H5'	1.59	1.32
26:BA:2320:A:C2	26:BA:2333:A:C2	2.17	1.32
28:BE:180:ILE:CA	28:BE:183:ASP:OD2	1.74	1.32
29:BF:52:ALA:HB2	29:BF:55:ARG:NH2	1.00	1.32
30:BG:28:GLY:C	30:BG:69:ILE:HD13	1.42	1.32
33:BN:95:ARG:N	33:BN:98:PHE:CE1	1.96	1.32
35:BP:67:ARG:NH1	35:BP:111:ALA:O	1.62	1.32
44:BU:27:SER:O	44:BU:29:SER:N	1.57	1.32
1:AA:1341:U:C5'	2:AV:32:C:OP1	1.75	1.32
33:BN:106:GLY:C	33:BN:107:ASN:ND2	1.82	1.32
34:BO:7:ARG:CD	34:BO:44:LYS:HE3	1.58	1.32
26:BA:2018:G:H21	44:BU:34:ASN:ND2	0.83	1.32
26:BA:2258:C:N4	26:BA:2426:A:C1'	1.91	1.32
26:BA:2679:A:C2	28:BE:300:VAL:CG2	2.12	1.32
26:BA:2698:U:C2	26:BA:2699:C:H5	1.42	1.32
26:BA:2810:A:H2'	26:BA:2811:G:C5'	0.85	1.32
26:BA:531:C:O2	44:BU:28:ARG:NH2	1.58	1.32
26:BA:535:C:O2'	44:BU:53:LYS:CG	1.75	1.32
41:BY:43:ASN:HD21	41:BY:101:LEU:CD2	1.40	1.32

*Continued on next page...*



*Continued from previous page...*

Atom-1	Atom-2	Interatomic distance (Å)	Clash overlap (Å)
26:BA:1665:A:H4'	34:BO:66:LYS:NZ	1.39	1.32
26:BA:2355:C:O3'	48:B0:21:LEU:HD11	1.16	1.32
26:BA:684:G:OP1	52:B7:16:HIS:NE2	1.59	1.32
43:BR:78:LYS:O	43:BR:82:GLU:HB2	1.18	1.32
44:BU:7:GLY:C	44:BU:8:ILE:HD12	1.50	1.32
2:AV:31:A:C5'	12:AI:127:LYS:CD	2.06	1.32
26:BA:2364:C:C1'	48:B0:32:LYS:NZ	1.92	1.32
47:B3:16:PRO:HB2	47:B3:19:GLN:CD	1.45	1.32
26:BA:2617:C:H2'	26:BA:2618:G:C5'	1.58	1.32
36:BQ:69:ASN:HD22	36:BQ:70:ARG:N	1.24	1.32
26:BA:126:A:C6	52:B7:18:PHE:CE2	2.17	1.32
54:B9:7:VAL:O	54:B9:8:LYS:CE	1.76	1.32
26:BA:2315:G:H5'	30:BG:133:ASN:ND2	1.44	1.32
26:BA:911:A:C6	36:BQ:16:ARG:HG2	1.65	1.32
26:BA:997:G:OP1	44:BU:93:LYS:HE2	1.28	1.32
32:BI:77:VAL:CG2	32:BI:141:LEU:HD11	1.60	1.32
36:BQ:16:ARG:NH1	36:BQ:16:ARG:HB3	0.99	1.32
36:BQ:85:ILE:CG2	36:BQ:122:PHE:CG	2.10	1.32
26:BA:2850:A:H2	43:BR:61:HIS:CE1	1.33	1.32
41:BY:101:LEU:CD2	41:BY:103:LEU:CG	2.07	1.32
26:BA:2056:G:N2	50:B5:4:HIS:O	1.63	1.32
26:BA:2581:G:N1	26:BA:2610:C:H6	0.82	1.32
26:BA:2678:C:C2	26:BA:2679:A:C8	2.17	1.32
26:BA:2749:A:O4'	31:BH:62:ALA:CB	1.76	1.32
26:BA:2865:U:C4	26:BA:2866:U:C5	2.18	1.32
26:BA:2712:U:C2'	26:BA:712(A):A:C5'	2.08	1.32
36:BQ:140:TYR:CD1	36:BQ:147:VAL:CG1	2.02	1.32
36:BQ:91:HIS:O	36:BQ:111:THR:HG23	1.16	1.32
45:BV:30:GLY:O	45:BV:33:VAL:HG23	1.22	1.32
45:BV:62:GLU:C	45:BV:95:ILE:HG23	1.48	1.32
40:BX:4:VAL:HG22	46:B2:24:LYS:NZ	1.40	1.32
47:B3:19:GLN:O	47:B3:23:LEU:HD21	1.27	1.31
26:BA:2314:C:C5'	30:BG:22:VAL:HG11	1.60	1.31
26:BA:245:G:H5'	35:BP:55:GLN:O	1.29	1.31
29:BF:223:LEU:CD1	29:BF:224:ALA:N	1.93	1.31
32:BI:95:SER:CA	32:BI:98:ILE:HG13	1.59	1.31
34:BO:66:LYS:NZ	34:BO:67:ARG:HD3	1.42	1.31
44:BU:107:LYS:O	44:BU:110:VAL:HB	1.29	1.31
26:BA:2842:G:C2'	26:BA:2843:G:H5'	1.58	1.31
27:BD:65:ASP:OD1	27:BD:66:PHE:N	1.59	1.31
29:BF:168:ARG:NH1	29:BF:209:GLY:O	1.62	1.31

*Continued on next page...*



*Continued from previous page...*

Atom-1	Atom-2	Interatomic distance (Å)	Clash overlap (Å)
26:BA:1364:G:C2'	49:B4:3:LYS:HZ2	1.42	1.31
26:BA:2709:G:C2'	26:BA:2710:C:H5'	1.57	1.31
35:BP:76:LEU:C	35:BP:81:VAL:CG2	1.96	1.31
39:BW:85:VAL:O	39:BW:86:LEU:HD23	1.20	1.31
53:B8:5:LYS:O	53:B8:7:HIS:N	1.61	1.31
26:BA:2574:G:H5''	26:BA:2575:C:OP2	1.19	1.31
27:BD:118:GLY:O	27:BD:129:LEU:CD1	1.78	1.31
26:BA:1799:G:N2	27:BD:153:LEU:HD21	1.43	1.31
29:BF:47:GLY:CA	29:BF:92:PRO:HG2	1.54	1.31
29:BF:84:VAL:C	29:BF:85:LYS:HD2	1.51	1.31
2:AV:31:A:O5'	12:AI:127:LYS:CD	1.77	1.31
50:B5:44:HIS:CA	50:B5:52:TYR:OH	1.78	1.31
26:BA:2647:U:O2'	26:BA:2648:C:H5'	1.20	1.31
28:BE:180:ILE:HG22	28:BE:186:GLU:O	1.14	1.31
31:BH:137:LYS:HD2	31:BH:138:GLN:N	1.42	1.31
55:BK:79:LEU:CD2	55:BK:137:ILE:HD13	1.59	1.31
2:AV:31:A:P	12:AI:127:LYS:CE	2.17	1.31
26:BA:2397:G:C6	26:BA:2420:C:O2	1.81	1.31
26:BA:2679:A:H2	28:BE:300:VAL:CG2	1.39	1.31
26:BA:2717:G:C2	26:BA:2718:G:N7	1.98	1.31
31:BH:73:ASN:CB	31:BH:137:LYS:HZ1	1.41	1.31
26:BA:1952:A:H2	34:BO:22:ILE:CG2	1.43	1.31
26:BA:2470:G:N2	26:BA:2471:C:C4	1.90	1.31
29:BF:48:SER:N	29:BF:92:PRO:HG2	1.46	1.31
55:BK:37:GLU:CA	55:BK:41:ARG:NH1	1.90	1.31
53:B8:6:THR:O	53:B8:8:LYS:N	1.63	1.31
26:BA:1568:G:O5'	27:BD:60:GLN:CG	1.75	1.31
30:BG:81:GLU:O	30:BG:85:GLN:HG2	1.20	1.31
45:BV:65:ARG:O	45:BV:93:ILE:HG23	1.20	1.31
42:BZ:34:LEU:HD13	42:BZ:39:PHE:CZ	1.65	1.31
42:BZ:95:SER:OG	42:BZ:122:ILE:HG12	1.13	1.31
52:B7:30:ILE:HD11	52:B7:33:ARG:NH1	0.99	1.31
26:BA:2584:U:C5	26:BA:2585:U:C6	2.17	1.31
26:BA:856:C:H5'	48:B0:25:LYS:NZ	1.42	1.31
29:BF:163:HIS:O	29:BF:166:ILE:CB	1.78	1.31
29:BF:168:ARG:O	29:BF:168:ARG:HD2	1.20	1.31
26:BA:85:G:P	41:BY:65:VAL:HG11	1.71	1.31
26:BA:856:C:C5'	48:B0:25:LYS:HZ1	1.40	1.31
26:BA:2485:G:O2'	26:BA:2486:G:C5'	1.77	1.31
26:BA:2768:C:H2'	26:BA:2769:C:C5'	1.61	1.31
27:BD:71:ASP:OD1	27:BD:118:GLY:HA2	1.19	1.31

*Continued on next page...*



*Continued from previous page...*

Atom-1	Atom-2	Interatomic distance (Å)	Clash overlap (Å)
45:BV:4:ILE:HD11	45:BV:13:ARG:CD	1.61	1.31
39:BW:36:LEU:HD11	39:BW:47:VAL:CG1	1.59	1.31
1:AA:37:U:N3	1:AA:397:A:N1	1.76	1.30
26:BA:856:C:O2'	48:B0:24:LYS:CB	1.79	1.30
26:BA:2488:A:H2'	26:BA:2489:G:C5'	1.59	1.30
26:BA:2555:U:C2'	26:BA:2556:C:H5'	1.60	1.30
34:BO:110:ASP:O	34:BO:111:PHE:CG	1.83	1.30
38:BT:4:ARG:O	38:BT:5:GLU:CG	1.78	1.30
26:BA:2212:A:C2'	26:BA:2213:U:C5	2.12	1.30
28:BE:45:LYS:NZ	28:BE:303:PRO:O	1.62	1.30
26:BA:1082:U:O4'	55:BK:118:ALA:HB2	1.15	1.30
44:BU:94:VAL:C	44:BU:98:ILE:CD1	1.99	1.30
45:BV:42:GLY:CA	45:BV:54:TYR:CZ	2.12	1.30
26:BA:2262:U:O2'	26:BA:2263:C:H5''	1.24	1.30
26:BA:2313:C:OP1	30:BG:51:ARG:CD	1.80	1.30
26:BA:2051:A:C8	26:BA:2614:A:N6	1.95	1.30
26:BA:2657:A:C8	26:BA:2658:C:C5	2.17	1.30
31:BH:42:ILE:O	31:BH:52:THR:HG21	1.21	1.30
35:BP:66:VAL:CB	35:BP:67:ARG:CZ	2.01	1.30
37:BS:34:LEU:CD2	37:BS:102:LEU:HA	1.59	1.30
26:BA:2468:G:O6	26:BA:2481:G:C6	1.84	1.30
1:AA:247:G:OP2	20:AQ:99:SER:HB2	1.23	1.30
27:BD:149:ARG:HB2	27:BD:152:GLN:NE2	0.99	1.30
44:BU:65:ILE:HG22	44:BU:76:TYR:CE2	1.65	1.30
26:BA:2249:U:H3	26:BA:2253:G:P	1.53	1.30
26:BA:2517:C:O2'	26:BA:2518:A:H5''	1.28	1.30
26:BA:593:G:C5'	53:B8:62:LEU:HD21	1.61	1.30
26:BA:1818:U:O5'	27:BD:155:ARG:CG	1.75	1.30
30:BG:59:GLY:O	30:BG:60:GLU:HG3	1.30	1.30
31:BH:121:GLU:OE2	31:BH:134:GLY:HA2	1.29	1.30
32:BI:89:LEU:CD1	32:BI:93:ILE:HG22	1.59	1.30
35:BP:70:ASP:O	35:BP:74:THR:HG23	1.24	1.30
43:BR:113:LEU:HD13	43:BR:114:VAL:N	1.45	1.30
26:BA:2826:A:C5	26:BA:2827:C:C5	2.20	1.30
28:BE:171:SER:O	28:BE:175:ASP:HB2	1.13	1.30
26:BA:2314:C:H5''	30:BG:22:VAL:CG1	1.60	1.30
34:BO:1:MET:N	34:BO:32:TYR:HD2	1.26	1.30
34:BO:77:ILE:CD1	34:BO:78:ARG:N	1.93	1.30
3:AW:25:C:C3'	3:AW:26:G:C8	2.10	1.30
26:BA:2316:C:C4'	30:BG:151:ILE:CD1	1.98	1.30
26:BA:2718:G:H2'	26:BA:2719:G:C8	1.66	1.30

*Continued on next page...*



*Continued from previous page...*

Atom-1	Atom-2	Interatomic distance (Å)	Clash overlap (Å)
26:BA:2741:A:O2'	26:BA:2742:C:C5'	1.78	1.30
33:BN:38:VAL:O	33:BN:39:VAL:HG13	1.21	1.30
34:BO:66:LYS:HZ2	34:BO:67:ARG:CD	1.44	1.30
36:BQ:49:VAL:HG22	36:BQ:121:ASP:N	1.44	1.30
40:BX:24:LEU:C	40:BX:25:GLN:OE1	1.70	1.30
26:BA:1995:U:OP1	28:BE:220:GLN:NE2	1.63	1.30
26:BA:2226:C:C2	26:BA:2227:A:C1'	2.13	1.30
26:BA:25:U:H4'	39:BW:79:GLY:CA	1.60	1.30
29:BF:164:ALA:CA	29:BF:232:LEU:HD12	1.62	1.30
34:BO:77:ILE:HD13	34:BO:78:ARG:N	0.98	1.30
26:BA:2195:C:H5	26:BA:2195:C:OP2	1.07	1.30
26:BA:1782:C:O2	26:BA:2609:U:C6	1.81	1.30
50:B5:33:CYS:SG	50:B5:36:CYS:CB	2.19	1.29
26:BA:2397:G:N1	26:BA:2420:C:O2	1.62	1.29
26:BA:2712:U:C5	26:BA:712(A):A:N7	2.00	1.29
26:BA:440:G:P	41:BY:6:LYS:NZ	2.03	1.29
26:BA:1526:G:N2	26:BA:545(A):A:N7	1.80	1.29
29:BF:225:PRO:C	29:BF:231:ARG:CG	1.99	1.29
55:BK:9:ILE:CD1	55:BK:31:HIS:HB3	1.62	1.29
45:BV:34:GLU:O	45:BV:35:LEU:HD23	1.23	1.29
26:BA:2333:A:N9	26:BA:2335:A:C2	2.01	1.29
26:BA:2:G:N2	26:BA:2902:C:O2	1.61	1.29
41:BY:28:SER:CB	41:BY:99:THR:OG1	1.80	1.29
42:BZ:69:VAL:CG1	42:BZ:81:VAL:HG22	1.62	1.29
26:BA:592:G:N3	53:B8:3:LYS:CE	1.94	1.29
26:BA:1568:G:H5''	27:BD:60:GLN:NE2	1.43	1.29
26:BA:2792:G:N2	26:BA:2804:C:C2	1.99	1.29
27:BD:139:LEU:HD12	27:BD:139:LEU:O	1.27	1.29
27:BD:175:LEU:CD1	27:BD:180:VAL:N	1.93	1.29
30:BG:145:ASP:HB3	37:BS:15:GLU:O	1.26	1.29
1:AA:1256:A:OP2	1:AA:1279:A:N6	1.66	1.29
26:BA:2210:G:O6	27:BD:148:GLY:HA2	1.15	1.29
26:BA:2258:C:C5	26:BA:2426:A:C4'	2.14	1.29
27:BD:143:ILE:O	27:BD:152:GLN:HB2	1.29	1.29
28:BE:180:ILE:HG21	28:BE:187:HIS:CA	1.62	1.29
28:BE:222:ARG:HD3	28:BE:232:ARG:C	1.53	1.29
28:BE:45:LYS:NZ	28:BE:303:PRO:N	1.79	1.29
29:BF:205:ARG:HG2	29:BF:212:VAL:CG2	1.62	1.29
35:BP:61:ALA:C	35:BP:62:ALA:N	1.85	1.29
36:BQ:58:HIS:HB3	36:BQ:111:THR:O	1.27	1.29
43:BR:20:LEU:HD13	43:BR:21:TYR:CA	1.60	1.29

*Continued on next page...*



*Continued from previous page...*

Atom-1	Atom-2	Interatomic distance (Å)	Clash overlap (Å)
42:BZ:172:LEU:CD2	42:BZ:173:PRO:CD	2.05	1.29
26:BA:2225:A:C4'	26:BA:2226:C:C5'	2.02	1.29
26:BA:2385:C:N3	26:BA:2386:C:C5	2.01	1.29
27:BD:75:GLY:CA	27:BD:115:ILE:O	1.79	1.29
28:BE:39:GLN:OE1	28:BE:174:LEU:HD21	1.19	1.29
26:BA:1205:U:O2	29:BF:232:LEU:HD11	1.26	1.29
3:AW:1:G:N2	3:AW:2:C:N4	1.77	1.29
26:BA:2799:A:O2'	26:BA:2802:G:C2	1.86	1.29
30:BG:27:ILE:O	30:BG:69:ILE:CG2	1.81	1.29
52:B7:34:ARG:CD	52:B7:42:LEU:HD23	1.61	1.29
26:BA:2206:C:O2'	26:BA:2207:C:H5'	1.11	1.29
28:BE:82:ALA:O	28:BE:83:LEU:HG	1.14	1.29
29:BF:91:PRO:CB	29:BF:92:PRO:HD3	1.62	1.29
55:BK:101:THR:O	55:BK:105:ILE:HG13	1.29	1.29
42:BZ:147:ILE:O	42:BZ:168:VAL:HB	1.30	1.29
53:B8:4:MET:HA	53:B8:5:LYS:NZ	1.17	1.29
26:BA:1791:A:OP1	27:BD:210:LYS:CD	1.79	1.29
26:BA:2285:C:O4'	26:BA:2288:A:N6	1.58	1.29
26:BA:2691:C:O2'	26:BA:2692:C:H5'	1.22	1.29
33:BN:12:VAL:O	33:BN:38:VAL:HG13	1.16	1.29
26:BA:558:G:OP1	33:BN:91:LYS:C	1.67	1.29
39:BW:85:VAL:CA	39:BW:95:ILE:HG12	1.62	1.29
48:B0:46:LYS:HE3	48:B0:58:THR:OG1	1.21	1.29
51:B6:48:VAL:O	51:B6:50:PHE:CD1	1.85	1.29
26:BA:1031:G:C4'	54:B9:8:LYS:HZ3	1.43	1.29
26:BA:2103:C:O2	26:BA:2187:G:N1	1.63	1.29
26:BA:2259:G:C2	26:BA:2282:G:C6	2.19	1.29
36:BQ:133:GLU:C	36:BQ:133:GLU:OE1	1.68	1.29
26:BA:1614:A:N6	39:BW:88:ARG:HB2	0.96	1.29
26:BA:144:C:H5'	40:BX:36:GLU:CD	1.52	1.29
41:BY:101:LEU:HD21	41:BY:112:LEU:CD2	1.62	1.29
26:BA:2470:G:N3	26:BA:2471:C:C6	2.01	1.28
29:BF:147:LEU:CD1	29:BF:156:LEU:CD1	2.12	1.28
43:BR:72:ASP:O	43:BR:76:VAL:CG2	1.81	1.28
7:AD:23:GLY:C	7:AD:112:VAL:HG12	1.52	1.28
53:B8:16:ILE:HG23	53:B8:21:LYS:O	1.14	1.28
26:BA:2043:C:N4	26:BA:2777:G:C4	2.00	1.28
26:BA:2498:C:O2'	26:BA:2499:C:H5''	1.34	1.28
26:BA:2571:C:O2'	28:BE:243:PRO:HD3	1.29	1.28
26:BA:2636:U:H4'	28:BE:84:ARG:NH2	1.47	1.28
29:BF:201:SER:O	29:BF:204:ALA:HB3	1.29	1.28

*Continued on next page...*



*Continued from previous page...*

Atom-1	Atom-2	Interatomic distance (Å)	Clash overlap (Å)
33:BN:95:ARG:O	33:BN:98:PHE:CD1	1.86	1.28
43:BR:44:LEU:O	43:BR:48:VAL:HG23	1.31	1.28
37:BS:53:ASN:O	37:BS:55:ASP:N	1.66	1.28
47:B3:1:MET:CE	47:B3:3:ARG:HD2	1.61	1.28
26:BA:545(A):A:OP2	26:BA:1546:C:N4	1.66	1.28
26:BA:598:G:N2	29:BF:33:LYS:NZ	1.80	1.28
34:BO:99:PHE:O	34:BO:119:PRO:HG3	1.32	1.28
36:BQ:17:ARG:O	36:BQ:18:GLU:CG	1.79	1.28
26:BA:2378:A:N3	37:BS:26:LEU:HD23	1.46	1.28
3:AW:25:C:C6	3:AW:26:G:N7	2.02	1.28
47:B3:51:ALA:O	47:B3:53:LEU:N	1.66	1.28
26:BA:989:G:OP1	47:B3:31:LEU:HD12	1.16	1.28
26:BA:1818:U:C5'	27:BD:155:ARG:CG	2.11	1.28
29:BF:147:LEU:HD12	29:BF:156:LEU:CD1	1.62	1.28
33:BN:45:VAL:O	33:BN:46:ILE:HG12	1.16	1.28
45:BV:94:LYS:O	45:BV:95:ILE:HD12	1.21	1.28
48:B0:24:LYS:HG2	48:B0:56:ASP:OD2	1.21	1.28
26:BA:2644:G:O5'	26:BA:2644:G:H8	1.07	1.28
26:BA:2653:U:O2	26:BA:2654:A:N6	1.61	1.28
2:AV:56:C:O2'	30:BG:56:ARG:HD3	1.21	1.28
26:BA:850:C:H4'	47:B3:18:ASP:CG	1.51	1.28
27:BD:146:LYS:NZ	27:BD:184:LEU:HD11	1.46	1.28
29:BF:112:ARG:O	29:BF:114:ALA:N	1.66	1.28
29:BF:52:ALA:CB	29:BF:55:ARG:CZ	2.08	1.28
30:BG:105:SER:OG	30:BG:131:THR:HG22	1.33	1.28
36:BQ:58:HIS:O	36:BQ:61:LEU:HG	1.30	1.28
45:BV:42:GLY:HA3	45:BV:54:TYR:CZ	1.66	1.28
26:BA:2642:G:O2'	26:BA:2643:G:H5'	1.18	1.28
26:BA:2218:G:O2'	27:BD:146:LYS:HE3	1.32	1.28
31:BH:40:MET:HG2	31:BH:64:HIS:CE1	1.69	1.28
36:BQ:85:ILE:CG2	36:BQ:122:PHE:HB3	1.63	1.28
49:B4:30:GLU:C	49:B4:31:ILE:HD13	1.52	1.28
49:B4:68:ARG:CD	49:B4:72:LYS:HG2	1.63	1.28
26:BA:2261:C:OP2	48:B0:14:ARG:CG	1.82	1.28
3:AW:76:A:N7	26:BA:2421:G:H2'	0.98	1.28
26:BA:2494:G:C2	26:BA:2495:G:C8	2.22	1.28
32:BI:29:PHE:O	32:BI:33:GLN:NE2	1.67	1.28
36:BQ:34:GLY:HA2	36:BQ:74:ASN:O	1.28	1.28
42:BZ:130:ILE:O	42:BZ:130:ILE:HD12	1.29	1.28
1:AA:60:A:N6	1:AA:107:G:O2'	1.67	1.28
26:BA:2212:A:O2'	26:BA:2213:U:H5	1.06	1.28

*Continued on next page...*



*Continued from previous page...*

Atom-1	Atom-2	Interatomic distance (Å)	Clash overlap (Å)
29:BF:111:VAL:O	29:BF:114:ALA:HB3	1.21	1.28
37:BS:99:GLU:OE1	37:BS:128:ASP:CB	1.80	1.28
46:B2:2:VAL:O	46:B2:4:HIS:ND1	1.63	1.28
26:BA:2491:U:O2'	26:BA:2492:U:C5'	1.81	1.28
26:BA:2580:U:C6	26:BA:2581:G:H8	1.27	1.28
27:BD:175:LEU:HD11	27:BD:180:VAL:N	1.49	1.28
29:BF:4:THR:O	29:BF:139:VAL:HG21	1.32	1.28
30:BG:145:ASP:CB	37:BS:15:GLU:C	2.00	1.28
40:BX:24:LEU:C	40:BX:26:PHE:CE1	2.05	1.28
47:B3:31:LEU:HD23	47:B3:32:GLN:N	0.96	1.27
26:BA:2457:U:C2'	26:BA:2458:G:H5'	1.62	1.27
29:BF:84:VAL:O	29:BF:86:GLY:N	1.63	1.27
41:BY:49:GLU:CD	41:BY:97:ARG:NH1	1.86	1.27
25:BB:75:G:O2'	42:BZ:32:PHE:HD2	1.05	1.27
1:AA:1400:C:C2	2:AV:34:G:N2	2.01	1.27
26:BA:2051:A:N7	26:BA:2614:A:N6	1.78	1.27
26:BA:85:G:O5'	41:BY:65:VAL:HG11	1.24	1.27
27:BD:103:ILE:CG1	27:BD:104:ILE:HD12	1.47	1.27
27:BD:175:LEU:CG	27:BD:179:GLU:O	1.76	1.27
30:BG:22:VAL:O	30:BG:23:VAL:HG13	1.25	1.27
26:BA:1665:A:C3'	34:BO:66:LYS:HZ3	1.45	1.27
36:BQ:125:TRP:O	36:BQ:126:VAL:HG23	1.22	1.27
8:AE:144:THR:C	8:AE:145:LYS:N	1.88	1.27
26:BA:126:A:N7	52:B7:18:PHE:CZ	2.03	1.27
53:B8:26:LYS:CD	53:B8:45:GLY:H	1.47	1.27
26:BA:2297:C:H2'	26:BA:2298:A:C8	1.69	1.27
26:BA:2312:U:H5'	30:BG:53:LYS:CA	1.62	1.27
28:BE:44:TYR:CD1	28:BE:308:VAL:HA	1.69	1.27
31:BH:111:PRO:O	31:BH:112:VAL:CG2	1.82	1.27
35:BP:94:ARG:CD	35:BP:120:LEU:CD2	2.04	1.27
26:BA:1248:G:OP1	44:BU:2:PRO:CB	1.82	1.27
26:BA:2470:G:C2	26:BA:2471:C:C6	2.22	1.27
26:BA:2821:A:C2	26:BA:2822:G:C5	2.21	1.27
45:BV:91:THR:O	45:BV:92:ALA:CB	1.79	1.27
1:AA:1337:G:C3'	1:AA:1338:G:P	2.22	1.27
1:AA:953:G:O2'	16:AM:125:ARG:HA	1.30	1.27
26:BA:1021:A:H8	33:BN:49:ARG:NH1	1.20	1.27
26:BA:2615:U:O2'	26:BA:2616:C:H5'	1.34	1.27
26:BA:2739:U:H2'	26:BA:2740:A:C5'	1.63	1.27
43:BR:72:ASP:O	43:BR:76:VAL:HG23	1.10	1.27
44:BU:111:ASP:O	44:BU:113:SER:N	1.65	1.27

*Continued on next page...*



*Continued from previous page...*

Atom-1	Atom-2	Interatomic distance (Å)	Clash overlap (Å)
26:BA:1826:G:OP1	27:BD:227:VAL:CG2	1.81	1.27
26:BA:2862:G:O2'	26:BA:2863:C:H6	1.08	1.27
36:BQ:143:VAL:O	36:BQ:144:THR:HG23	1.30	1.27
48:B0:65:GLY:C	48:B0:66:LYS:HD2	0.89	1.27
47:B3:32:GLN:NE2	47:B3:32:GLN:O	1.62	1.27
51:B6:38:LYS:O	51:B6:50:PHE:HB2	1.10	1.27
26:BA:2333:A:C8	26:BA:2335:A:C2	2.22	1.27
26:BA:1568:G:C5'	27:BD:60:GLN:NE2	1.93	1.27
29:BF:91:PRO:CB	29:BF:92:PRO:CD	2.02	1.27
2:AV:35:A:H2	4:AX:118:C:O2	1.17	1.27
26:BA:2286:A:C5'	26:BA:2287:A:H5'	1.64	1.27
26:BA:2740:A:C2'	26:BA:2741:A:C8	2.06	1.27
27:BD:110:LYS:NZ	27:BD:110:LYS:HA	1.48	1.27
26:BA:2771:C:C5'	28:BE:316:ARG:HD2	1.65	1.27
29:BF:91:PRO:CG	29:BF:92:PRO:HD2	1.65	1.27
45:BV:91:THR:C	45:BV:92:ALA:N	1.84	1.27
34:BO:1:MET:C	34:BO:2:ILE:CD1	2.02	1.27
38:BT:4:ARG:O	38:BT:5:GLU:HG3	1.17	1.27
26:BA:1799:G:N2	27:BD:153:LEU:CD2	1.97	1.27
26:BA:2453:A:O2'	26:BA:2454:G:H5'	1.29	1.27
26:BA:2587:A:O2'	26:BA:2588:G:H5'	1.30	1.27
27:BD:71:ASP:OD1	27:BD:118:GLY:CA	1.83	1.27
28:BE:229:GLN:O	28:BE:231:TRP:N	1.68	1.27
44:BU:4:ALA:O	44:BU:6:THR:N	1.65	1.27
26:BA:2574:G:O2'	28:BE:240:PRO:HB3	1.09	1.26
26:BA:2657:A:C8	26:BA:2658:C:H5	1.50	1.26
29:BF:151:GLN:OE1	29:BF:154:VAL:HG21	1.23	1.26
29:BF:32:GLY:O	29:BF:35:VAL:HG23	1.19	1.26
31:BH:123:GLU:O	31:BH:130:ILE:HG23	1.18	1.26
35:BP:114:VAL:HG21	35:BP:133:VAL:N	1.45	1.26
36:BQ:59:ASN:ND2	36:BQ:60:ALA:H	1.30	1.26
52:B7:43:THR:C	52:B7:46:ASP:OD2	1.72	1.26
26:BA:2210:G:O6	27:BD:148:GLY:CA	1.82	1.26
28:BE:211:GLN:H	28:BE:216:ARG:CZ	1.46	1.26
28:BE:44:TYR:CA	28:BE:309:PRO:HG3	1.65	1.26
29:BF:231:ARG:O	29:BF:232:LEU:HD23	1.09	1.26
30:BG:93:LEU:CD1	30:BG:94:ALA:H	1.45	1.26
39:BW:32:ALA:HA	39:BW:35:ILE:CD1	1.63	1.26
46:B2:30:ALA:C	46:B2:34:GLN:HG2	1.54	1.26
26:BA:2254:C:H2'	26:BA:2255:G:C5'	1.63	1.26
26:BA:2558:C:O2	26:BA:2559:C:C6	1.86	1.26

*Continued on next page...*



*Continued from previous page...*

Atom-1	Atom-2	Interatomic distance (Å)	Clash overlap (Å)
35:BP:75:LEU:O	35:BP:75:LEU:HD23	1.30	1.26
41:BY:30:ASP:OD2	41:BY:31:LEU:CD2	1.83	1.26
42:BZ:2:GLU:O	42:BZ:54:ILE:HG21	1.09	1.26
30:BG:71:ALA:O	30:BG:72:LYS:HD3	1.33	1.26
34:BO:88:ARG:O	34:BO:90:ASP:N	1.68	1.26
26:BA:2056:G:C2	50:B5:4:HIS:O	1.89	1.26
26:BA:2309:A:H5''	26:BA:2310:A:C8	1.69	1.26
26:BA:2364:C:C2	48:B0:32:LYS:NZ	2.01	1.26
26:BA:801:G:OP1	29:BF:79:ARG:NE	1.65	1.26
35:BP:144:ASP:O	35:BP:145:LEU:HD12	1.17	1.26
41:BY:78:THR:CA	41:BY:89:ARG:HG3	1.65	1.26
51:B6:37:LEU:O	51:B6:38:LYS:HG3	1.35	1.26
26:BA:2322:A:C4	26:BA:2323:G:H8	1.53	1.26
26:BA:2422:A:N3	26:BA:2424:C:C5	2.02	1.26
26:BA:2544:G:C5'	26:BA:2645:G:N7	1.98	1.26
26:BA:2815:C:C2'	26:BA:2816:C:H5'	1.62	1.26
28:BE:74:GLU:CA	28:BE:293:TYR:CE2	2.18	1.26
31:BH:53:ARG:HB3	31:BH:56:ASP:OD1	1.25	1.26
45:BV:61:VAL:HA	45:BV:98:ILE:CG1	1.66	1.26
26:BA:1034:G:P	54:B9:18:ARG:HH21	1.58	1.26
30:BG:11:HIS:CD2	30:BG:15:GLU:OE2	1.88	1.26
31:BH:111:PRO:O	31:BH:112:VAL:HG23	1.26	1.26
52:B7:18:PHE:N	52:B7:44:VAL:HG21	1.48	1.26
26:BA:1287:A:O4'	43:BR:104:ARG:HD2	1.09	1.26
29:BF:163:HIS:O	29:BF:166:ILE:HB	1.15	1.26
26:BA:142(A):A:H4'	33:BN:21:ARG:NH2	1.51	1.26
49:B4:49:PHE:CZ	49:B4:70:GLY:O	1.87	1.26
26:BA:2197:U:C2'	26:BA:2224:G:H22	1.47	1.26
26:BA:2225:A:C5'	26:BA:2226:C:C5'	2.14	1.26
26:BA:2825:C:H6	26:BA:2825:C:O5'	1.14	1.26
28:BE:62:ARG:O	28:BE:63:GLU:CD	1.73	1.26
35:BP:77:ALA:N	35:BP:81:VAL:HG21	1.51	1.26
26:BA:2378:A:O2'	37:BS:30:GLY:HA3	1.28	1.26
40:BX:4:VAL:CG2	46:B2:24:LYS:NZ	1.98	1.26
51:B6:37:LEU:HD21	51:B6:51:ARG:CG	1.65	1.26
26:BA:2012:G:OP1	39:BW:98:LYS:HD3	1.30	1.26
26:BA:2712:U:H2'	26:BA:712(A):A:C5'	1.63	1.26
26:BA:30:G:OP1	44:BU:8:ILE:CD1	1.83	1.26
27:BD:146:LYS:HD3	27:BD:147:PRO:CD	1.65	1.26
30:BG:21:VAL:CG1	30:BG:132:VAL:CG2	2.12	1.26
32:BI:7:LYS:HD2	32:BI:12:LYS:NZ	0.93	1.26

*Continued on next page...*



*Continued from previous page...*

Atom-1	Atom-2	Interatomic distance (Å)	Clash overlap (Å)
55:BK:32:GLY:O	55:BK:60:VAL:HG11	1.21	1.26
3:AW:65:G:C6	3:AW:66:A:N7	2.03	1.25
26:BA:2865:U:C5	26:BA:2866:U:H5	1.53	1.25
27:BD:158:GLY:CA	27:BD:194:VAL:HG11	1.63	1.25
27:BD:198:GLY:O	27:BD:200:THR:N	1.66	1.25
29:BF:32:GLY:HA2	29:BF:35:VAL:CG2	1.66	1.25
51:B6:37:LEU:CD2	51:B6:51:ARG:HG2	1.65	1.25
40:BX:38:ALA:O	40:BX:39:ASP:O	1.53	1.25
41:BY:86:GLU:O	41:BY:87:VAL:HG23	1.36	1.25
48:B0:46:LYS:NZ	48:B0:60:PHE:O	1.69	1.25
26:BA:1364:G:OP1	49:B4:3:LYS:CG	1.84	1.25
51:B6:21:TYR:OH	51:B6:43:VAL:HG23	1.35	1.25
26:BA:2766:G:H5''	26:BA:2767:C:OP2	1.18	1.25
26:BA:389:G:OP2	49:B4:24:THR:HG22	1.28	1.25
27:BD:74:PRO:HG3	27:BD:96:ALA:CB	1.64	1.25
29:BF:102:LEU:HB3	29:BF:107:ARG:NE	1.50	1.25
31:BH:93:TYR:CB	31:BH:106:VAL:HG22	1.66	1.25
43:BR:63:ARG:NH2	43:BR:77:ARG:HG2	1.47	1.25
37:BS:105:GLY:O	37:BS:106:LEU:HD23	1.37	1.25
39:BW:32:ALA:HA	39:BW:35:ILE:CG1	1.66	1.25
40:BX:51:GLN:O	40:BX:52:VAL:HG23	1.13	1.25
50:B5:19:ARG:O	50:B5:21:SER:N	1.68	1.25
53:B8:26:LYS:CD	53:B8:44:LYS:HA	1.56	1.25
26:BA:2776:A:H1'	26:BA:2778:A:N7	1.51	1.25
32:BI:43:ASN:O	32:BI:46:ALA:N	1.68	1.25
55:BK:79:LEU:HD22	55:BK:137:ILE:CD1	1.66	1.25
33:BN:95:ARG:O	33:BN:98:PHE:HD1	0.93	1.25
36:BQ:67:ALA:HB2	36:BQ:70:ARG:NH1	0.94	1.25
26:BA:144:C:H5'	40:BX:36:GLU:OE1	1.30	1.25
51:B6:22:TYR:O	51:B6:23:THR:HG23	1.21	1.25
26:BA:2645:G:H4'	26:BA:2732:G:O2'	1.28	1.25
26:BA:1826:G:OP2	27:BD:227:VAL:HG21	1.09	1.25
26:BA:2219:G:H2'	26:BA:2224:G:C5'	1.66	1.25
26:BA:2296:U:O4	37:BS:16:ALA:HB2	1.21	1.25
26:BA:2785:C:C5'	28:BE:99:VAL:HG22	1.67	1.25
28:BE:45:LYS:CE	28:BE:303:PRO:HG2	1.67	1.25
29:BF:96:LYS:H	29:BF:98:ARG:NH2	1.35	1.25
30:BG:105:SER:CB	30:BG:131:THR:HG22	1.65	1.25
30:BG:49:PRO:CB	30:BG:72:LYS:C	2.04	1.25
35:BP:66:VAL:HG23	35:BP:109:LEU:O	1.24	1.25
42:BZ:13:LYS:O	42:BZ:36:ARG:NH2	1.69	1.25

*Continued on next page...*



*Continued from previous page...*

Atom-1	Atom-2	Interatomic distance (Å)	Clash overlap (Å)
1:AA:1353:G:OP1	24:AU:10:ARG:NH2	1.67	1.25
26:BA:856:C:O2'	48:B0:24:LYS:HB2	1.18	1.25
26:BA:2543:G:C5	26:BA:2544:G:C6	2.24	1.25
26:BA:2674:G:H2'	26:BA:2675:A:C8	1.71	1.25
28:BE:44:TYR:HA	28:BE:309:PRO:CG	1.65	1.25
28:BE:72:VAL:O	28:BE:73:ILE:HD13	1.24	1.25
33:BN:65:ASN:CB	33:BN:69:TYR:CD1	2.16	1.25
39:BW:82:LEU:O	39:BW:84:ARG:HD2	1.34	1.25
26:BA:18:C:H4'	44:BU:23:GLY:O	1.34	1.25
26:BA:2320:A:N3	26:BA:2333:A:C6	2.05	1.25
27:BD:107:LYS:N	27:BD:194:VAL:O	1.70	1.25
27:BD:63:ILE:CG2	27:BD:64:ILE:H	1.33	1.25
31:BH:170:LEU:O	31:BH:170:LEU:CD1	1.85	1.25
34:BO:110:ASP:O	34:BO:111:PHE:CD1	1.88	1.25
36:BQ:72:VAL:O	36:BQ:73:GLN:HG3	1.10	1.25
37:BS:109:PRO:O	37:BS:116:PHE:CE1	1.89	1.25
1:AA:986:A:C1'	22:AS:55:LYS:HA	1.67	1.25
53:B8:26:LYS:CD	53:B8:45:GLY:N	1.99	1.25
26:BA:2484:G:N2	26:BA:2485:G:O4'	1.69	1.25
32:BI:77:VAL:CG2	32:BI:141:LEU:CD1	2.14	1.25
36:BQ:94:ARG:CD	36:BQ:106:GLY:HA2	1.65	1.25
48:B0:67:VAL:HG11	48:B0:74:LYS:CG	1.66	1.25
53:B8:41:ILE:O	53:B8:43:GLY:N	1.69	1.25
26:BA:2717:G:H5'	26:BA:2717:G:C8	1.70	1.25
26:BA:2826:A:C5	26:BA:2827:C:C6	2.23	1.25
27:BD:208:GLY:CA	27:BD:210:LYS:HZ3	1.40	1.25
28:BE:70:VAL:CG1	28:BE:71:THR:H	1.41	1.25
29:BF:205:ARG:CG	29:BF:212:VAL:HG21	1.64	1.25
30:BG:88:LEU:O	30:BG:88:LEU:HD23	1.30	1.25
55:BK:122:GLU:C	55:BK:126:LYS:HE3	1.55	1.25
36:BQ:17:ARG:O	36:BQ:18:GLU:HG3	1.32	1.25
37:BS:40:ASN:HA	37:BS:114:LYS:NZ	1.51	1.25
40:BX:75:GLN:HB2	40:BX:78:ALA:O	1.30	1.25
7:AD:23:GLY:HA2	7:AD:112:VAL:C	1.56	1.25
48:B0:37:LEU:CB	48:B0:69:PHE:CD2	2.18	1.25
54:B9:7:VAL:O	54:B9:8:LYS:HE3	1.09	1.25
26:BA:1456:G:N2	26:BA:2704:C:C2	2.05	1.25
42:BZ:62:PHE:CD2	42:BZ:87:THR:HG22	1.70	1.25
1:AA:1211:U:C3'	1:AA:1212:U:P	2.24	1.24
52:B7:21:ARG:CZ	52:B7:43:THR:CG2	2.14	1.24
26:BA:10:G:N2	26:BA:2629:A:N3	1.84	1.24

*Continued on next page...*



*Continued from previous page...*

Atom-1	Atom-2	Interatomic distance (Å)	Clash overlap (Å)
29:BF:93:LYS:O	29:BF:96:LYS:CG	1.83	1.24
35:BP:62:ALA:HB3	35:BP:105:TYR:O	1.30	1.24
43:BR:87:TYR:CE1	43:BR:94:TYR:HB3	1.72	1.24
41:BY:48:VAL:CG1	41:BY:49:GLU:H	1.46	1.24
3:AW:37:YYG:H192	10:AG:84:ASN:CA	1.65	1.24
26:BA:849:A:C2	47:B3:21:ALA:CB	2.19	1.24
26:BA:2252:G:C2'	26:BA:2253:G:H5'	1.67	1.24
26:BA:2825:C:C6	26:BA:2825:C:O5'	1.91	1.24
27:BD:165:GLY:O	27:BD:172:ILE:CB	1.85	1.24
29:BF:25:PRO:O	29:BF:26:VAL:HG23	1.32	1.24
31:BH:146:ASN:O	31:BH:150:VAL:HG23	1.36	1.24
33:BN:15:ARG:HB3	33:BN:43:ARG:CD	1.65	1.24
26:BA:2352:A:N1	48:B0:30:VAL:CG1	2.00	1.24
46:B2:5:VAL:CG1	46:B2:6:GLN:H	1.41	1.24
47:B3:7:LYS:O	47:B3:54:VAL:HG21	1.26	1.24
39:BW:19:LEU:CD1	50:B5:25:LEU:HD21	1.66	1.24
26:BA:2447:G:C4	26:BA:2500:U:C5	2.22	1.24
29:BF:47:GLY:CA	29:BF:92:PRO:CB	1.82	1.24
32:BI:95:SER:CA	32:BI:98:ILE:CG1	2.09	1.24
43:BR:89:ASP:OD1	43:BR:90:ARG:N	1.69	1.24
44:BU:99:ALA:HB2	44:BU:106:PHE:CD2	1.72	1.24
40:BX:9:HIS:CE1	40:BX:27:ALA:HA	1.70	1.24
26:BA:2421:G:H5''	51:B6:4:ASP:OD1	1.19	1.24
26:BA:2893:G:O2'	26:BA:2894:G:H1'	1.21	1.24
26:BA:2051:A:O2'	28:BE:238:LEU:CD2	1.83	1.24
29:BF:24:THR:HB	29:BF:25:PRO:CD	1.61	1.24
26:BA:2315:G:OP1	30:BG:20:LYS:NZ	1.71	1.24
31:BH:168:VAL:O	31:BH:169:ARG:CG	1.85	1.24
43:BR:38:VAL:CB	43:BR:39:PRO:HD2	1.66	1.24
1:AA:39:G:N7	1:AA:547:A:H8	1.35	1.24
2:AV:31:A:C4'	12:AI:127:LYS:HD2	1.67	1.24
48:B0:61:ALA:HB2	48:B0:81:ILE:CD1	1.67	1.24
48:B0:39:ARG:HG2	48:B0:69:PHE:CE1	1.71	1.24
46:B2:52:ALA:O	46:B2:56:ILE:HG13	1.27	1.24
26:BA:2219:G:O2'	26:BA:2224:G:C5'	1.86	1.24
29:BF:96:LYS:CA	29:BF:98:ARG:CZ	2.15	1.24
31:BH:86:LEU:HD13	31:BH:87:GLU:N	1.51	1.24
36:BQ:54:VAL:O	36:BQ:56:ILE:HD13	1.11	1.24
43:BR:79:LEU:C	43:BR:79:LEU:CD2	2.01	1.24
44:BU:43:ALA:O	44:BU:45:TYR:N	1.68	1.24
26:BA:2528:U:P	54:B9:30:VAL:CG1	2.25	1.24

*Continued on next page...*



*Continued from previous page...*

Atom-1	Atom-2	Interatomic distance (Å)	Clash overlap (Å)
32:BI:7:LYS:CG	32:BI:12:LYS:CG	2.10	1.24
33:BN:61:VAL:HG12	33:BN:62:ASP:OD1	1.32	1.24
41:BY:101:LEU:CG	41:BY:112:LEU:CD1	2.16	1.24
26:BA:2354:G:C2	48:B0:32:LYS:CE	2.20	1.24
26:BA:2439:A:H1'	26:BA:2587:A:OP1	1.13	1.24
26:BA:2509:G:O2'	26:BA:2510:C:H5'	1.28	1.24
26:BA:2517:C:O2'	26:BA:2518:A:C5'	1.83	1.24
26:BA:994:C:O2	44:BU:53:LYS:HD3	1.36	1.24
28:BE:301:PRO:O	28:BE:303:PRO:HD2	1.32	1.24
29:BF:52:ALA:HB2	29:BF:55:ARG:CZ	1.68	1.24
30:BG:27:ILE:O	30:BG:69:ILE:HG23	1.29	1.24
36:BQ:108:SER:O	36:BQ:109:VAL:HG13	1.36	1.24
37:BS:128:ASP:C	37:BS:129:ILE:N	1.90	1.24
44:BU:14:HIS:ND1	44:BU:36:PHE:HZ	1.34	1.24
45:BV:19:VAL:HG12	45:BV:21:ARG:CZ	1.68	1.24
42:BZ:39:PHE:HA	42:BZ:43:PHE:CD2	1.70	1.24
43:BR:101:ALA:O	50:B5:41:LEU:CD1	1.86	1.24
26:BA:1637:A:H4'	26:BA:2711:A:O2'	1.12	1.24
26:BA:1665:A:C3'	34:BO:66:LYS:NZ	1.99	1.24
26:BA:2710:C:O2'	26:BA:2711:A:H5'	1.37	1.24
29:BF:96:LYS:CA	29:BF:98:ARG:NH1	2.00	1.24
55:BK:90:SER:O	55:BK:91:GLU:HG3	1.11	1.24
33:BN:106:GLY:O	33:BN:107:ASN:CG	1.76	1.24
44:BU:13:ARG:O	44:BU:16:LYS:HB2	1.09	1.24
45:BV:33:VAL:HB	45:BV:63:HIS:CG	1.72	1.24
26:BA:2056:G:N1	50:B5:4:HIS:O	1.66	1.24
26:BA:2307:G:C1'	26:BA:2311:A:H61	1.49	1.24
32:BI:95:SER:CA	32:BI:98:ILE:CD1	2.13	1.24
26:BA:1060:U:OP1	55:BK:74:PRO:HA	1.35	1.24
41:BY:28:SER:HB3	41:BY:99:THR:OG1	1.07	1.24
26:BA:2246:G:O2'	26:BA:2247:A:H5'	1.32	1.24
26:BA:2622:C:O2	26:BA:2623:G:C8	1.91	1.24
26:BA:2717:G:C2	26:BA:2718:G:C5	2.26	1.24
30:BG:21:VAL:HG13	30:BG:132:VAL:CB	1.65	1.24
32:BI:7:LYS:HG3	32:BI:12:LYS:CD	1.67	1.24
34:BO:1:MET:O	34:BO:2:ILE:CD1	1.86	1.24
45:BV:59:GLU:O	45:BV:60:VAL:CG2	1.86	1.24
47:B3:19:GLN:O	47:B3:23:LEU:CD2	1.84	1.23
26:BA:2215:G:H2'	26:BA:2216:G:C8	1.71	1.23
28:BE:193:PHE:CE2	28:BE:199:ALA:HB2	1.72	1.23
29:BF:238:SER:O	29:BF:241:ALA:HB3	1.09	1.23

*Continued on next page...*



*Continued from previous page...*

Atom-1	Atom-2	Interatomic distance (Å)	Clash overlap (Å)
26:BA:2316:C:H5'	30:BG:142:ALA:CB	1.65	1.23
26:BA:2333:A:H1'	26:BA:2335:A:C4	1.71	1.23
26:BA:2384:G:H5''	26:BA:2386:C:OP1	1.09	1.23
26:BA:2384:G:C5'	26:BA:2386:C:OP1	1.85	1.23
26:BA:2847:U:OP2	26:BA:2847:U:C6	1.90	1.23
30:BG:24:HIS:O	30:BG:25:MET:HG2	1.11	1.23
31:BH:43:THR:CG2	31:BH:52:THR:CG2	2.14	1.23
40:BX:3:ASP:O	40:BX:4:VAL:HG13	1.32	1.23
26:BA:2352:A:N1	48:B0:30:VAL:HG12	1.53	1.23
46:B2:51:LYS:O	46:B2:54:ALA:N	1.71	1.23
26:BA:1546:C:C3'	26:BA:1547:C:P	2.24	1.23
44:BU:103:PRO:O	44:BU:107:LYS:HG2	1.30	1.23
45:BV:61:VAL:CG2	45:BV:97:GLY:HA2	1.69	1.23
48:B0:23:VAL:CG1	48:B0:24:LYS:H	1.49	1.23
26:BA:2470:G:N3	26:BA:2471:C:C5	2.04	1.23
26:BA:2555:U:H2'	26:BA:2556:C:C5'	1.68	1.23
26:BA:2044:C:N3	26:BA:2624:G:N2	1.86	1.23
27:BD:78:ALA:O	27:BD:79:THR:HG23	1.32	1.23
31:BH:129:LYS:O	31:BH:130:ILE:HD12	1.12	1.23
39:BW:85:VAL:HA	39:BW:95:ILE:CG1	1.68	1.23
42:BZ:5:ALA:O	42:BZ:33:ALA:HB2	1.38	1.23
26:BA:2508:G:O2'	26:BA:2509:G:H5'	1.36	1.23
26:BA:2023:G:H4'	26:BA:2618:G:OP1	1.06	1.23
26:BA:2681:C:O2'	26:BA:2682:U:O5'	1.56	1.23
29:BF:115:LEU:HG	29:BF:246:ARG:NH2	1.51	1.23
32:BI:4:ILE:HB	32:BI:37:ILE:O	1.33	1.23
55:BK:20:PRO:O	55:BK:23:PRO:HD2	1.34	1.23
37:BS:41:LYS:HD3	37:BS:41:LYS:C	1.57	1.23
45:BV:35:LEU:O	45:BV:60:VAL:HG13	1.29	1.23
26:BA:2400:G:O2'	51:B6:20:PHE:HE1	1.18	1.23
26:BA:2507:C:N3	26:BA:2583:G:C2	2.07	1.23
26:BA:2589:A:C2'	26:BA:2590:A:H5''	1.69	1.23
30:BG:142:ALA:CB	30:BG:151:ILE:HD11	1.67	1.23
33:BN:60:ARG:O	33:BN:71:TYR:HB3	1.33	1.23
3:AW:72:C:O2'	3:AW:73:A:C5'	1.85	1.23
49:B4:21:VAL:HG12	49:B4:22:MET:N	1.43	1.23
53:B8:23:MET:CE	53:B8:23:MET:HA	1.63	1.23
26:BA:1599:C:OP1	40:BX:33:SER:OG	1.55	1.23
26:BA:2309:A:OP2	26:BA:2309:A:C4'	1.81	1.23
26:BA:2573:C:C6	26:BA:2573:C:H5'	1.71	1.23
26:BA:2584:U:C6	26:BA:2584:U:H3'	1.65	1.23

*Continued on next page...*



*Continued from previous page...*

Atom-1	Atom-2	Interatomic distance (Å)	Clash overlap (Å)
26:BA:1260:G:H5''	39:BW:83:LYS:NZ	1.53	1.23
41:BY:101:LEU:HD13	41:BY:113:GLU:CB	1.68	1.23
1:AA:60:A:C2	1:AA:107:G:N3	2.07	1.23
26:BA:850:C:C4'	47:B3:18:ASP:OD1	1.85	1.23
26:BA:2021:C:P	50:B5:15:LYS:HE3	1.76	1.23
26:BA:2226:C:O2	26:BA:2227:A:H1'	1.33	1.23
26:BA:2509:G:C2'	26:BA:2510:C:H5'	1.67	1.23
30:BG:44:ILE:O	30:BG:83:PHE:CZ	1.92	1.23
26:BA:1059:G:N2	55:BK:127:ILE:HG23	1.53	1.23
36:BQ:88:PHE:HB2	36:BQ:90:PHE:CE1	1.72	1.23
37:BS:34:LEU:CG	37:BS:102:LEU:HA	1.69	1.23
44:BU:38:THR:CA	44:BU:41:ASN:OD1	1.84	1.23
48:B0:30:VAL:HG22	48:B0:63:SER:OG	1.36	1.23
51:B6:2:ALA:HB2	51:B6:11:LYS:NZ	1.53	1.23
26:BA:687:C:C4'	52:B7:4:THR:HG22	1.67	1.23
26:BA:2756:U:O2'	26:BA:2757:A:C5'	1.86	1.23
28:BE:269:ILE:HG23	28:BE:297:LYS:NZ	1.53	1.23
29:BF:243:VAL:CA	29:BF:246:ARG:HD2	1.67	1.23
26:BA:2316:C:C5'	30:BG:151:ILE:HD11	1.69	1.23
31:BH:143:LEU:CD2	31:BH:144:ALA:H	1.51	1.23
44:BU:88:ILE:CG2	45:BV:55:THR:OG1	1.87	1.23
40:BX:3:ASP:OD2	46:B2:24:LYS:CD	1.86	1.23
26:BA:94:G:N2	46:B2:42:ASN:HD22	1.35	1.23
26:BA:2246:G:C4	26:BA:2426:A:C2	2.26	1.23
26:BA:801:G:OP2	29:BF:79:ARG:HD3	1.37	1.23
26:BA:2312:U:C5'	30:BG:53:LYS:HA	1.68	1.23
43:BR:58:GLY:CA	43:BR:80:PHE:CE2	2.22	1.23
45:BV:14:VAL:HG21	45:BV:19:VAL:CG2	1.68	1.23
45:BV:5:ILE:HG23	45:BV:39:PHE:CA	1.67	1.23
42:BZ:96:VAL:CG1	42:BZ:97:PRO:HD2	1.69	1.23
1:AA:1340:A:O2'	2:AV:31:A:O2'	1.52	1.22
52:B7:41:GLN:O	52:B7:42:LEU:HG	1.34	1.22
26:BA:1665:A:C2'	34:BO:66:LYS:NZ	2.00	1.22
28:BE:44:TYR:CA	28:BE:309:PRO:CG	2.15	1.22
42:BZ:168:VAL:O	42:BZ:169:VAL:CG2	1.87	1.22
42:BZ:67:LYS:HD3	42:BZ:93:GLU:OE2	1.31	1.22
42:BZ:69:VAL:CG2	42:BZ:81:VAL:CG1	2.18	1.22
53:B8:26:LYS:CD	53:B8:44:LYS:N	2.00	1.22
53:B8:26:LYS:CG	53:B8:45:GLY:N	1.88	1.22
26:BA:1783:A:C2	26:BA:2587:A:H2	1.57	1.22
27:BD:226:GLY:O	27:BD:227:VAL:HG12	1.10	1.22

*Continued on next page...*



*Continued from previous page...*

Atom-1	Atom-2	Interatomic distance (Å)	Clash overlap (Å)
31:BH:73:ASN:CB	31:BH:137:LYS:NZ	1.96	1.22
35:BP:92:ASP:HB3	35:BP:118:LEU:CD1	1.68	1.22
37:BS:81:ALA:O	37:BS:83:LEU:N	1.72	1.22
37:BS:94:GLU:OE1	37:BS:94:GLU:C	1.76	1.22
45:BV:71:ILE:O	45:BV:72:ARG:HG3	1.38	1.22
26:BA:2625:G:C3'	26:BA:2626:C:C5	2.22	1.22
29:BF:93:LYS:O	29:BF:96:LYS:HG3	1.08	1.22
36:BQ:65:ARG:CZ	36:BQ:122:PHE:CE2	2.22	1.22
26:BA:564:C:OP1	45:BV:79:GLN:HG2	1.07	1.22
40:BX:28:VAL:O	40:BX:62:LYS:HB3	1.37	1.22
52:B7:21:ARG:NH1	52:B7:43:THR:CG2	2.03	1.22
52:B7:17:GLY:CA	52:B7:44:VAL:HG21	1.63	1.22
26:BA:1056:G:N1	26:BA:1102:C:OP2	1.72	1.22
26:BA:1790:C:P	27:BD:224:VAL:HG13	1.79	1.22
26:BA:2209:C:H2'	26:BA:2210:G:C3'	1.68	1.22
26:BA:2320:A:H62	37:BS:9:PRO:CG	1.49	1.22
28:BE:205:THR:HG23	28:BE:259:HIS:C	1.60	1.22
31:BH:15:THR:HG21	31:BH:26:LYS:CB	1.68	1.22
36:BQ:25:GLY:O	36:BQ:26:LYS:HG2	1.34	1.22
25:BB:104:A:H1'	42:BZ:24:TYR:OH	1.05	1.22
49:B4:59:PHE:O	49:B4:61:LYS:N	1.72	1.22
26:BA:636:G:OP1	35:BP:127:GLU:HG2	1.39	1.22
25:BB:75:G:O2'	42:BZ:32:PHE:CD2	1.77	1.22
32:BI:133:LEU:CD1	32:BI:139:ALA:HB2	1.69	1.22
33:BN:18:ILE:O	33:BN:22:VAL:HG23	1.36	1.22
45:BV:30:GLY:C	45:BV:33:VAL:CG2	2.07	1.22
44:BU:43:ALA:CB	45:BV:75:LYS:HB3	1.67	1.22
42:BZ:2:GLU:O	42:BZ:54:ILE:CG2	1.86	1.22
52:B7:34:ARG:HD2	52:B7:42:LEU:CD2	1.65	1.22
26:BA:1669:A:C8	34:BO:4:GLN:CD	2.13	1.22
27:BD:183:ILE:O	27:BD:184:LEU:HD23	1.06	1.22
29:BF:52:ALA:CA	29:BF:55:ARG:NE	2.02	1.22
48:B0:43:THR:CG2	48:B0:75:GLY:HA3	1.68	1.22
47:B3:23:LEU:O	47:B3:28:LEU:HG	1.36	1.22
26:BA:1456:G:N2	26:BA:2704:C:N3	1.86	1.22
26:BA:2784:C:OP1	28:BE:95:PRO:HG2	1.39	1.22
26:BA:2406:U:N3	35:BP:55:GLN:HB3	1.50	1.22
44:BU:97:ASP:O	44:BU:101:ARG:HG2	1.07	1.22
44:BU:36:PHE:O	44:BU:39:LEU:HB2	1.38	1.22
45:BV:33:VAL:O	45:BV:62:GLU:HA	1.32	1.22
39:BW:8:ARG:HG3	39:BW:102:HIS:CE1	1.74	1.22

*Continued on next page...*



*Continued from previous page...*

Atom-1	Atom-2	Interatomic distance (Å)	Clash overlap (Å)
47:B3:40:THR:HG21	47:B3:43:ILE:CD1	1.58	1.22
49:B4:68:ARG:CG	49:B4:72:LYS:HG2	1.69	1.22
28:BE:205:THR:HG23	28:BE:259:HIS:O	1.07	1.22
30:BG:145:ASP:CB	37:BS:15:GLU:O	1.85	1.22
39:BW:11:ARG:O	39:BW:12:ILE:HG13	1.39	1.22
42:BZ:64:ALA:CB	42:BZ:85:MET:HA	1.70	1.22
26:BA:2734:A:N6	26:BA:2735:G:N3	1.88	1.22
26:BA:2809:A:O4'	26:BA:2811:G:N7	1.72	1.22
26:BA:2730:C:H4'	28:BE:265:ASN:ND2	1.39	1.22
55:BK:122:GLU:O	55:BK:126:LYS:HG3	1.35	1.22
43:BR:44:LEU:O	43:BR:48:VAL:CG2	1.87	1.22
37:BS:76:GLY:O	37:BS:82:TYR:HB2	1.34	1.22
45:BV:71:ILE:O	45:BV:72:ARG:CG	1.87	1.22
45:BV:94:LYS:O	45:BV:95:ILE:CD1	1.82	1.22
41:BY:49:GLU:OE2	41:BY:97:ARG:CZ	1.87	1.22
53:B8:23:MET:HE3	53:B8:48:PHE:CD2	1.75	1.22
26:BA:2771:C:H5'	28:BE:316:ARG:CD	1.68	1.22
26:BA:2793:G:C6	26:BA:2794:C:N4	2.07	1.22
29:BF:153:VAL:CG1	29:BF:157:LEU:HD21	1.69	1.22
29:BF:3:ALA:CB	29:BF:16:VAL:O	1.87	1.22
45:BV:50:ASP:OD1	45:BV:53:LYS:HE3	1.39	1.22
40:BX:11:THR:O	40:BX:15:MET:HG3	1.08	1.22
41:BY:29:ALA:O	41:BY:33:GLU:OE2	1.55	1.22
1:AA:566:G:O3'	1:AA:567:G:P	1.98	1.21
26:BA:2768:C:C2	26:BA:2769:C:C6	2.28	1.21
34:BO:103:ALA:HA	34:BO:122:ILE:O	1.39	1.21
36:BQ:57:ARG:O	36:BQ:58:HIS:O	1.56	1.21
44:BU:92:ARG:CA	44:BU:95:LEU:CD1	1.91	1.21
51:B6:35:LEU:O	51:B6:36:GLU:CG	1.87	1.21
26:BA:2410:G:C4	26:BA:2411:A:N7	2.09	1.21
26:BA:2626:C:C2'	26:BA:2627:G:C5'	2.17	1.21
28:BE:205:THR:CG2	28:BE:259:HIS:O	1.88	1.21
37:BS:94:GLU:OE1	37:BS:94:GLU:O	1.55	1.21
44:BU:113:SER:O	44:BU:115:ASN:N	1.71	1.21
45:BV:11:GLN:NE2	45:BV:22:VAL:HG23	1.34	1.21
41:BY:41:ARG:O	41:BY:112:LEU:HB2	1.13	1.21
3:AW:65:G:N1	3:AW:66:A:C4	2.07	1.21
26:BA:2322:A:C6	26:BA:2323:G:C8	2.23	1.21
26:BA:2786:U:H5'	28:BE:100:TRP:O	1.05	1.21
26:BA:592:G:N3	53:B8:3:LYS:HE3	1.48	1.21
26:BA:598:G:N2	29:BF:33:LYS:HZ3	1.36	1.21

*Continued on next page...*



*Continued from previous page...*

Atom-1	Atom-2	Interatomic distance (Å)	Clash overlap (Å)
33:BN:77:GLY:O	33:BN:79:PHE:N	1.74	1.21
40:BX:18:MET:HE3	40:BX:25:GLN:O	1.40	1.21
1:AA:977:A:N6	1:AA:1224:G:O5'	1.73	1.21
47:B3:48:GLU:N	47:B3:48:GLU:OE1	1.70	1.21
26:BA:911:A:N1	36:BQ:16:ARG:HA	1.55	1.21
29:BF:230:GLY:O	29:BF:231:ARG:CG	1.88	1.21
44:BU:6:THR:O	44:BU:9:VAL:HG23	1.40	1.21
45:BV:57:GLN:NE2	45:BV:100:GLY:O	1.72	1.21
41:BY:101:LEU:CD2	41:BY:103:LEU:HD21	1.68	1.21
41:BY:103:LEU:CD2	41:BY:112:LEU:CD2	1.96	1.21
42:BZ:151:ASP:HB3	42:BZ:153:LYS:NZ	1.55	1.21
26:BA:849:A:N3	47:B3:21:ALA:HB1	1.52	1.21
26:BA:2373:G:O2'	26:BA:2374:C:H5'	1.36	1.21
27:BD:167:GLU:N	27:BD:182:MET:HE1	1.56	1.21
29:BF:163:HIS:HB3	29:BF:166:ILE:HD12	1.21	1.21
30:BG:97:GLN:HB2	30:BG:106:PHE:CE2	1.76	1.21
32:BI:102:LEU:CD1	32:BI:103:GLN:N	2.02	1.21
32:BI:75:LEU:CD1	32:BI:76:THR:H	1.54	1.21
55:BK:8:GLN:N	55:BK:59:THR:HA	1.53	1.21
41:BY:43:ASN:ND2	41:BY:101:LEU:HD21	1.51	1.21
42:BZ:39:PHE:CA	42:BZ:43:PHE:CE2	2.21	1.21
26:BA:2353:G:N1	26:BA:2364:C:N4	1.69	1.21
26:BA:2581:G:C2	26:BA:2610:C:C6	2.29	1.21
26:BA:2620:C:O2'	26:BA:2621:A:C5'	1.87	1.21
26:BA:495:G:H4'	39:BW:57:ASN:ND2	0.90	1.21
26:BA:600:G:C5'	29:BF:30:LEU:HD11	1.68	1.21
31:BH:53:ARG:NH1	31:BH:56:ASP:HA	1.55	1.21
36:BQ:69:ASN:ND2	36:BQ:70:ARG:N	1.88	1.21
40:BX:6:LYS:NZ	40:BX:29:ASP:HA	1.53	1.21
42:BZ:100:THR:HG22	42:BZ:137:ASP:OD1	1.39	1.21
47:B3:1:MET:SD	47:B3:3:ARG:HG2	1.78	1.21
52:B7:21:ARG:NH2	52:B7:43:THR:OG1	1.72	1.21
53:B8:52:LYS:O	53:B8:54:GLU:N	1.71	1.21
26:BA:2226:C:H2'	26:BA:2227:A:O4'	1.05	1.21
26:BA:2275:C:O2	36:BQ:103:ALA:CB	1.89	1.21
26:BA:2519:U:OP1	26:BA:2519:U:H3'	1.35	1.21
25:BB:59:A:C3'	25:BB:60:C:P	2.29	1.21
26:BA:2051:A:O2'	28:BE:238:LEU:HG	1.24	1.21
55:BK:116:LEU:HD13	55:BK:117:ASN:N	1.56	1.21
34:BO:46:ALA:O	34:BO:47:THR:O	1.52	1.21
26:BA:1340:U:O4	40:BX:57:THR:HG22	1.41	1.21

*Continued on next page...*



*Continued from previous page...*

Atom-1	Atom-2	Interatomic distance (Å)	Clash overlap (Å)
42:BZ:149:ALA:O	42:BZ:152:ILE:HG13	1.36	1.21
26:BA:2447:G:C5	26:BA:2500:U:H5	1.52	1.21
33:BN:60:ARG:O	33:BN:71:TYR:CB	1.88	1.21
35:BP:128:GLY:CA	35:BP:132:LYS:NZ	2.03	1.21
26:BA:535:C:C3'	44:BU:53:LYS:HE2	1.70	1.21
26:BA:138:G:C5'	40:BX:43:GLU:HG3	1.69	1.21
48:B0:28:GLY:N	48:B0:60:PHE:CD2	1.98	1.21
49:B4:55:ARG:O	49:B4:56:VAL:O	1.57	1.21
53:B8:36:LYS:HD3	53:B8:40:GLU:OE1	1.40	1.21
26:BA:2348:U:C5'	53:B8:42:ARG:HH22	1.52	1.21
26:BA:1566:A:C2	27:BD:212:HIS:HA	1.74	1.21
26:BA:1799:G:C2	27:BD:153:LEU:CD2	2.21	1.21
42:BZ:100:THR:HA	42:BZ:137:ASP:OD2	1.03	1.21
50:B5:18:MET:O	50:B5:21:SER:CB	1.89	1.21
26:BA:2259:G:N2	26:BA:2282:G:C4	2.08	1.21
26:BA:2319:G:O5'	26:BA:2320:A:OP1	1.56	1.21
26:BA:2392:A:OP1	53:B8:32:GLN:OE1	1.58	1.21
26:BA:2663:G:H2'	26:BA:2664:G:C8	1.75	1.21
27:BD:143:ILE:O	27:BD:152:GLN:CB	1.88	1.21
25:BB:17:C:OP1	30:BG:147:ALA:HA	1.35	1.21
30:BG:65:GLU:OE1	30:BG:65:GLU:O	1.59	1.21
44:BU:117:ARG:HD3	44:BU:118:GLN:HG2	1.23	1.21
41:BY:31:LEU:HD13	41:BY:113:GLU:OE1	1.36	1.21
42:BZ:71:MET:HG2	42:BZ:78:PRO:CG	1.71	1.21
1:AA:405:U:O3'	1:AA:406:G:P	1.99	1.20
53:B8:50:LEU:CD2	53:B8:51:ALA:N	1.73	1.20
27:BD:103:ILE:CD1	27:BD:104:ILE:HD11	1.71	1.20
27:BD:210:LYS:CA	27:BD:213:LYS:HD3	1.69	1.20
30:BG:19:GLU:CB	30:BG:135:VAL:HG22	1.57	1.20
26:BA:2258:C:N4	26:BA:2426:A:H1'	1.50	1.20
26:BA:2653:U:H3'	26:BA:2654:A:C8	1.76	1.20
26:BA:2684:U:H1'	34:BO:70:ARG:CZ	1.68	1.20
29:BF:230:GLY:O	29:BF:231:ARG:HG2	1.07	1.20
3:AW:65:G:C6	3:AW:66:A:C8	2.29	1.20
48:B0:37:LEU:CD1	48:B0:69:PHE:HB2	1.70	1.20
47:B3:20:LYS:HA	47:B3:23:LEU:CG	1.69	1.20
26:BA:126:A:C5	52:B7:18:PHE:CE2	2.30	1.20
26:BA:2188:C:C4	26:BA:2189:U:O4	1.94	1.20
26:BA:2219:G:C2'	26:BA:2224:G:O5'	1.88	1.20
26:BA:2268:A:OP1	26:BA:2268:A:O4'	1.57	1.20
26:BA:2310:A:H2'	30:BG:55:LYS:CE	1.71	1.20

*Continued on next page...*



*Continued from previous page...*

Atom-1	Atom-2	Interatomic distance (Å)	Clash overlap (Å)
26:BA:2322:A:C4	26:BA:2323:G:C8	2.29	1.20
27:BD:183:ILE:HG22	27:BD:184:LEU:N	1.31	1.20
26:BA:1500:G:N2	27:BD:97:ASP:OD2	1.73	1.20
34:BO:68:GLY:HA3	34:BO:78:ARG:NE	1.55	1.20
44:BU:65:ILE:CG2	44:BU:76:TYR:HE2	1.54	1.20
26:BA:337:C:OP1	41:BY:24:ARG:CB	1.89	1.20
42:BZ:67:LYS:CD	42:BZ:93:GLU:OE2	1.89	1.20
46:B2:55:ARG:C	46:B2:58:THR:OG1	1.79	1.20
26:BA:1263:U:H4'	50:B5:16:ARG:CZ	1.69	1.20
26:BA:969:U:H4'	47:B3:14:GLY:O	1.05	1.20
27:BD:92:LEU:CD1	27:BD:102:TYR:CD1	2.24	1.20
32:BI:89:LEU:CD1	32:BI:93:ILE:CG2	2.17	1.20
34:BO:25:LEU:HG	34:BO:38:VAL:O	1.36	1.20
45:BV:30:GLY:CA	45:BV:33:VAL:HG21	1.69	1.20
1:AA:937:A:O3'	1:AA:938:A:P	1.99	1.20
16:AM:66:LEU:C	16:AM:67:GLU:N	1.95	1.20
53:B8:60:LEU:CD1	53:B8:64:ARG:HB2	1.71	1.20
26:BA:2287:A:N1	26:BA:2289:G:H1'	1.56	1.20
26:BA:931:G:OP1	47:B3:27:GLY:HA2	1.40	1.20
26:BA:451:C:O3'	29:BF:55:ARG:NH2	1.72	1.20
26:BA:2684:U:C1'	34:BO:70:ARG:NH2	2.04	1.20
49:B4:51:ASP:O	49:B4:52:THR:CG2	1.89	1.20
26:BA:2262:U:O2'	26:BA:2263:C:C5'	1.88	1.20
26:BA:2313:C:O2'	26:BA:2314:C:H5'	1.35	1.20
26:BA:2258:C:C4	26:BA:2426:A:C1'	2.24	1.20
26:BA:2848:G:N2	26:BA:2849:U:N3	1.79	1.20
31:BH:18:VAL:HG22	31:BH:23:VAL:CG2	1.69	1.20
38:BT:28:THR:O	38:BT:29:THR:CG2	1.89	1.20
26:BA:1612:C:C2'	52:B7:3:ARG:NE	2.00	1.20
26:BA:2819:G:H5''	26:BA:2821:A:N6	1.55	1.20
27:BD:167:GLU:HB3	27:BD:170:TYR:HE1	1.06	1.20
29:BF:168:ARG:NH2	29:BF:209:GLY:HA2	1.55	1.20
36:BQ:145:PRO:O	36:BQ:146:THR:OG1	1.59	1.20
45:BV:59:GLU:O	45:BV:60:VAL:HG23	1.37	1.20
1:AA:39:G:N7	1:AA:547:A:C8	2.08	1.20
26:BA:617:G:H4'	29:BF:219:ASN:OD1	1.41	1.20
29:BF:225:PRO:HG2	29:BF:231:ARG:NH2	1.54	1.20
32:BI:103:GLN:NE2	32:BI:110:LEU:N	1.81	1.20
35:BP:62:ALA:N	35:BP:107:LYS:HE3	0.89	1.20
44:BU:91:ASN:OD1	44:BU:95:LEU:HD21	1.37	1.20
26:BA:993:G:H4'	45:BV:90:PHE:CZ	1.76	1.20

*Continued on next page...*



*Continued from previous page...*

Atom-1	Atom-2	Interatomic distance (Å)	Clash overlap (Å)
39:BW:85:VAL:C	39:BW:86:LEU:HD23	1.63	1.20
41:BY:74:VAL:CG1	41:BY:77:VAL:HG23	1.70	1.20
41:BY:55:PHE:CE1	41:BY:89:ARG:NH1	2.07	1.20
1:AA:247:G:OP2	20:AQ:99:SER:CB	1.89	1.20
51:B6:19:GLY:CA	51:B6:42:PRO:HG3	1.70	1.20
53:B8:55:TRP:CZ3	53:B8:59:LYS:CE	2.24	1.20
26:BA:144:C:C5'	40:BX:36:GLU:OE1	1.89	1.20
26:BA:1782:C:O2	26:BA:2609:U:O4'	1.56	1.20
26:BA:2631:G:H4'	26:BA:2892:A:OP1	1.42	1.20
27:BD:158:GLY:N	27:BD:194:VAL:HG11	1.53	1.20
31:BH:101:LYS:NZ	31:BH:115:GLU:HB2	1.53	1.20
26:BA:1059:G:C2	55:BK:127:ILE:HG23	1.74	1.20
43:BR:34:ILE:CG2	43:BR:35:THR:H	1.51	1.20
42:BZ:100:THR:HA	42:BZ:137:ASP:CG	1.62	1.20
1:AA:1341:U:H5'	2:AV:32:C:OP1	1.03	1.20
1:AA:1308:U:C5'	16:AM:110:ARG:HH22	1.53	1.20
51:B6:8:ILE:N	51:B6:29:ARG:NH2	1.87	1.20
26:BA:527:C:O2'	33:BN:95:ARG:NH1	1.71	1.20
26:BA:687:C:O4'	52:B7:4:THR:HG22	1.41	1.20
27:BD:63:ILE:O	27:BD:64:ILE:HG13	1.38	1.20
28:BE:77:PRO:CB	28:BE:187:HIS:H	1.55	1.20
31:BH:83:GLU:OE2	31:BH:84:LYS:N	1.72	1.20
55:BK:129:GLU:O	55:BK:133:LYS:HG3	1.38	1.20
33:BN:56:LYS:O	33:BN:59:LYS:HB2	1.37	1.20
43:BR:79:LEU:O	43:BR:79:LEU:HD23	1.38	1.20
34:BO:99:PHE:HE2	38:BT:24:LYS:CE	1.33	1.20
26:BA:1161:C:O2'	45:BV:22:VAL:HG11	1.05	1.20
1:AA:408:A:C5'	7:AD:22:LYS:O	1.90	1.19
26:BA:1364:G:P	49:B4:3:LYS:CG	2.30	1.19
26:BA:1404:C:O3'	26:BA:1405:U:P	2.00	1.19
26:BA:2357:U:O2'	26:BA:2358:G:O5'	1.56	1.19
28:BE:221:LYS:NZ	28:BE:233:ARG:HG2	1.55	1.19
32:BI:7:LYS:CD	32:BI:12:LYS:HZ2	1.43	1.19
46:B2:30:ALA:O	46:B2:34:GLN:HB2	1.39	1.19
46:B2:55:ARG:HA	46:B2:58:THR:OG1	1.22	1.19
49:B4:51:ASP:O	49:B4:52:THR:HG23	1.38	1.19
50:B5:57:VAL:CG1	50:B5:58:LEU:H	1.55	1.19
51:B6:21:TYR:OH	51:B6:43:VAL:CG2	1.90	1.19
53:B8:23:MET:CE	53:B8:48:PHE:HA	1.70	1.19
35:BP:113:GLN:O	35:BP:114:VAL:O	1.60	1.19
36:BQ:41:THR:HG22	36:BQ:125:TRP:CZ3	1.76	1.19

*Continued on next page...*



*Continued from previous page...*

Atom-1	Atom-2	Interatomic distance (Å)	Clash overlap (Å)
26:BA:994:C:OP2	44:BU:54:LYS:HE3	1.37	1.19
45:BV:61:VAL:CA	45:BV:98:ILE:HD12	1.73	1.19
3:AW:25:C:C6	3:AW:26:G:C4	2.30	1.19
27:BD:63:ILE:HG22	27:BD:64:ILE:N	1.38	1.19
43:BR:20:LEU:HD11	43:BR:21:TYR:CD2	1.74	1.19
26:BA:2021:C:H5	44:BU:25:TRP:CZ2	1.59	1.19
40:BX:47:VAL:HG12	40:BX:69:SER:OG	1.36	1.19
3:AW:65:G:O2'	3:AW:66:A:H5'	1.37	1.19
47:B3:32:GLN:O	47:B3:32:GLN:CD	1.81	1.19
51:B6:19:GLY:CA	51:B6:42:PRO:CG	2.20	1.19
26:BA:2252:G:H2'	26:BA:2253:G:C5'	1.73	1.19
26:BA:2617:C:C2'	26:BA:2618:G:H5'	1.71	1.19
27:BD:111:VAL:O	27:BD:113:MET:N	1.74	1.19
31:BH:82:TYR:CE2	31:BH:137:LYS:HB3	1.75	1.19
33:BN:19:MET:CB	33:BN:46:ILE:HG12	1.69	1.19
44:BU:33:ARG:HB2	44:BU:33:ARG:NH1	1.57	1.19
26:BA:95:G:C5'	46:B2:41:GLU:OE1	1.90	1.19
26:BA:1710:C:O2'	26:BA:2858:C:N4	1.75	1.19
26:BA:2526:G:H2'	26:BA:2527:C:C5'	1.71	1.19
26:BA:600:G:H5'	29:BF:30:LEU:CD1	1.71	1.19
26:BA:2574:G:O2'	28:BE:240:PRO:CB	1.89	1.19
31:BH:10:ILE:HG22	31:BH:14:VAL:CB	1.70	1.19
33:BN:12:VAL:C	33:BN:38:VAL:CG1	2.07	1.19
33:BN:77:GLY:HA2	33:BN:80:LYS:CG	1.72	1.19
45:BV:42:GLY:N	45:BV:54:TYR:CE1	2.03	1.19
26:BA:2355:C:C3'	48:B0:21:LEU:HD11	1.72	1.19
26:BA:932:G:C5'	47:B3:29:ARG:NH2	2.04	1.19
51:B6:14:SER:HB2	51:B6:51:ARG:O	1.43	1.19
26:BA:2700:C:H2'	26:BA:2701:C:C4'	1.71	1.19
27:BD:167:GLU:HB2	27:BD:170:TYR:CD1	1.75	1.19
28:BE:211:GLN:N	28:BE:216:ARG:CZ	2.05	1.19
36:BQ:134:PHE:O	36:BQ:137:ARG:HB3	1.39	1.19
26:BA:2018:G:N2	44:BU:34:ASN:HD21	1.31	1.19
45:BV:19:VAL:CB	45:BV:21:ARG:NH1	2.03	1.19
42:BZ:20:ALA:C	42:BZ:34:LEU:HD21	1.52	1.19
1:AA:410:G:OP2	7:AD:25:ARG:CZ	1.90	1.19
53:B8:55:TRP:CE3	53:B8:59:LYS:HE3	1.76	1.19
26:BA:965:C:C4'	26:BA:2273:A:N3	2.05	1.19
26:BA:2717:G:C2	26:BA:2718:G:C8	2.30	1.19
26:BA:2808:U:C2	26:BA:2892:A:C6	2.30	1.19
26:BA:637:A:H8	35:BP:111:ALA:CB	1.53	1.19

*Continued on next page...*



*Continued from previous page...*

Atom-1	Atom-2	Interatomic distance (Å)	Clash overlap (Å)
29:BF:163:HIS:HA	29:BF:166:ILE:HG13	1.24	1.19
30:BG:38:GLU:HG2	30:BG:41:LEU:CD1	1.71	1.19
55:BK:121:LEU:HA	55:BK:125:MET:CE	1.72	1.19
48:B0:43:THR:HG21	48:B0:75:GLY:N	1.55	1.19
26:BA:16:G:C4'	50:B5:18:MET:SD	2.30	1.19
27:BD:118:GLY:O	27:BD:129:LEU:CG	1.91	1.19
27:BD:70:LYS:HG3	27:BD:73:ILE:CD1	1.71	1.19
28:BE:200:ASP:HA	28:BE:266:LYS:HD2	1.22	1.19
26:BA:911:A:C6	36:BQ:16:ARG:CG	2.22	1.19
37:BS:108:SER:O	37:BS:110:THR:N	1.74	1.19
41:BY:33:GLU:OE1	41:BY:34:GLU:HG3	1.05	1.19
3:AW:25:C:C6	3:AW:26:G:C8	2.31	1.19
51:B6:8:ILE:CA	51:B6:29:ARG:HH21	1.54	1.19
26:BA:2870:C:O2	26:BA:2871:C:O4'	1.61	1.19
29:BF:167:ASP:OD2	29:BF:232:LEU:HG	1.03	1.19
29:BF:217:GLU:O	29:BF:218:VAL:HG23	1.05	1.19
25:BB:50:G:P	37:BS:74:PRO:HG2	1.82	1.19
44:BU:76:TYR:O	44:BU:80:ILE:HD12	1.04	1.19
40:BX:12:GLU:O	40:BX:16:ASN:OD1	1.61	1.19
40:BX:6:LYS:HB3	40:BX:27:ALA:O	1.42	1.19
2:AV:56:C:H1'	30:BG:56:ARG:CD	1.71	1.19
26:BA:1031:G:H4'	54:B9:8:LYS:NZ	1.55	1.19
26:BA:2045:C:N4	26:BA:2623:G:H1	1.40	1.19
26:BA:337:C:OP1	41:BY:24:ARG:HB2	1.03	1.19
26:BA:993:G:C4'	45:BV:90:PHE:CE2	2.26	1.19
32:BI:77:VAL:HG21	32:BI:141:LEU:CD1	1.72	1.19
36:BQ:49:VAL:CG2	36:BQ:121:ASP:N	2.01	1.19
44:BU:97:ASP:O	44:BU:101:ARG:CG	1.90	1.19
45:BV:14:VAL:CG2	45:BV:19:VAL:HG21	1.70	1.19
45:BV:61:VAL:HA	45:BV:98:ILE:CD1	1.72	1.19
40:BX:9:HIS:HD1	40:BX:26:PHE:C	1.47	1.19
16:AM:91:ARG:NH1	16:AM:103:THR:CG2	1.96	1.18
1:AA:1269:A:H5'	24:AU:19:GLY:HA2	1.25	1.18
26:BA:2320:A:H2	26:BA:2333:A:N3	1.40	1.18
26:BA:2403:C:N4	26:BA:2415:G:O6	1.63	1.18
26:BA:2659:G:H2'	26:BA:2661:G:OP2	1.43	1.18
29:BF:102:LEU:N	29:BF:107:ARG:HH21	1.38	1.18
29:BF:103:ASN:O	29:BF:104:ASP:O	1.60	1.18
37:BS:33:ARG:O	37:BS:35:VAL:HG23	1.42	1.18
26:BA:2225:A:H5''	26:BA:2226:C:C5'	1.70	1.18
26:BA:2258:C:C4	26:BA:2426:A:O4'	1.96	1.18

*Continued on next page...*



*Continued from previous page...*

Atom-1	Atom-2	Interatomic distance (Å)	Clash overlap (Å)
26:BA:2309:A:H5'	26:BA:2310:A:OP2	1.40	1.18
26:BA:2589:A:H2'	26:BA:2590:A:C5'	1.73	1.18
26:BA:2785:C:O2'	26:BA:2786:U:O5'	1.60	1.18
28:BE:268:LEU:HD23	28:BE:269:ILE:N	1.56	1.18
26:BA:2679:A:C2	28:BE:300:VAL:HG22	1.75	1.18
33:BN:19:MET:HB2	33:BN:46:ILE:CG1	1.74	1.18
33:BN:83:ILE:HG13	33:BN:84:ARG:N	1.15	1.18
1:AA:1107:C:O3'	1:AA:1108:G:P	2.01	1.18
3:AW:72:C:O2'	3:AW:73:A:H5'	1.38	1.18
47:B3:9:VAL:CG2	47:B3:54:VAL:HA	1.73	1.18
26:BA:2880:C:H42	26:BA:2881:C:N4	1.41	1.18
43:BR:61:HIS:HA	43:BR:64:ARG:CD	1.73	1.18
37:BS:46:GLN:O	37:BS:47:LEU:HD23	1.01	1.18
52:B7:21:ARG:O	52:B7:24:THR:HG23	1.43	1.18
53:B8:50:LEU:HD23	53:B8:51:ALA:N	0.86	1.18
26:BA:1568:G:H3'	27:BD:60:GLN:NE2	1.57	1.18
26:BA:1665:A:O2'	34:BO:66:LYS:NZ	1.74	1.18
26:BA:2488:A:C2'	26:BA:2489:G:H5'	1.74	1.18
26:BA:1129:A:C2	26:BA:2570:G:C1'	2.25	1.18
26:BA:2583:G:H2'	26:BA:2584:U:O2	1.04	1.18
26:BA:2711:A:OP2	26:BA:2714:G:OP1	1.57	1.18
29:BF:215:ALA:CB	29:BF:238:SER:O	1.91	1.18
26:BA:2746:U:H4'	31:BH:138:GLN:HA	1.24	1.18
44:BU:65:ILE:CD1	44:BU:96:ALA:HB2	1.71	1.18
41:BY:23:VAL:HG23	41:BY:67:LEU:HD21	1.25	1.18
46:B2:5:VAL:HG12	46:B2:6:GLN:N	1.38	1.18
26:BA:2528:U:C5	26:BA:2530:A:C4	2.30	1.18
26:BA:2712:U:C6	26:BA:712(A):A:N7	2.08	1.18
26:BA:2869:G:C5	26:BA:2870:C:C5	2.10	1.18
27:BD:61:TYR:OH	27:BD:214:MET:CE	1.91	1.18
35:BP:69:ILE:CG1	35:BP:70:ASP:H	1.57	1.18
36:BQ:127:ASN:HB3	36:BQ:128:PRO:CD	1.72	1.18
26:BA:25:U:C5'	39:BW:80:PRO:HD3	1.72	1.18
47:B3:7:LYS:O	47:B3:54:VAL:CG2	1.88	1.18
26:BA:2043:C:OP2	26:BA:2779:U:O4	1.60	1.18
26:BA:2746:U:O2	26:BA:2759:G:N2	1.74	1.18
29:BF:219:ASN:O	29:BF:222:ASP:CB	1.90	1.18
43:BR:33:ARG:HA	43:BR:114:VAL:O	1.42	1.18
38:BT:12:ASP:O	38:BT:13:ILE:HG13	1.42	1.18
39:BW:29:LEU:O	39:BW:31:GLU:N	1.76	1.18
42:BZ:159:THR:O	42:BZ:160:LEU:HD13	1.41	1.18

*Continued on next page...*



*Continued from previous page...*

Atom-1	Atom-2	Interatomic distance (Å)	Clash overlap (Å)
51:B6:12:MET:C	51:B6:13:GLU:OE1	1.82	1.18
51:B6:5:GLY:O	51:B6:7:ARG:N	1.74	1.18
53:B8:7:HIS:O	53:B8:10:ALA:HB3	1.40	1.18
26:BA:2206:C:O2'	26:BA:2207:C:C5'	1.91	1.18
26:BA:223:A:O3'	26:BA:224:G:P	2.00	1.18
26:BA:2258:C:OP1	48:B0:4:LYS:NZ	1.76	1.18
26:BA:2616:C:O2'	26:BA:2617:C:C5'	1.91	1.18
26:BA:2776:A:H4'	26:BA:2778:A:OP1	1.44	1.18
27:BD:103:ILE:CG1	27:BD:104:ILE:HD11	1.52	1.18
31:BH:87:GLU:HG3	31:BH:162:ARG:O	1.43	1.18
31:BH:86:LEU:HD13	31:BH:86:LEU:C	1.63	1.18
41:BY:101:LEU:CD2	41:BY:103:LEU:CD2	2.20	1.18
41:BY:64:ASN:O	41:BY:72:ILE:HG23	1.41	1.18
42:BZ:69:VAL:HG21	42:BZ:81:VAL:CG1	1.73	1.18
1:AA:1340:A:O2'	2:AV:31:A:O3'	1.62	1.18
47:B3:53:LEU:CD2	47:B3:54:VAL:HG13	1.72	1.18
52:B7:7:PRO:C	52:B7:8:ASN:HD22	1.43	1.18
53:B8:36:LYS:CD	53:B8:40:GLU:OE1	1.90	1.18
32:BI:37:ILE:CG2	32:BI:38:GLU:H	1.55	1.18
45:BV:4:ILE:CD1	45:BV:13:ARG:HG2	1.74	1.18
45:BV:91:THR:C	45:BV:92:ALA:HB3	1.50	1.18
45:BV:94:LYS:C	45:BV:95:ILE:HD12	0.80	1.18
39:BW:30:GLU:HA	39:BW:33:ARG:CD	1.72	1.18
26:BA:2303:G:H4'	30:BG:99:ASP:CB	1.64	1.18
26:BA:2739:U:H2'	26:BA:2740:A:H5'	1.26	1.18
26:BA:557:U:C5'	33:BN:92:GLN:HE21	1.57	1.18
27:BD:92:LEU:CD1	27:BD:102:TYR:CE1	2.26	1.18
26:BA:1675:C:N3	28:BE:225:LYS:HG2	1.58	1.18
28:BE:256:THR:HA	28:BE:259:HIS:HE1	1.02	1.18
32:BI:13:GLY:HA2	32:BI:15:LYS:CE	1.72	1.18
34:BO:4:GLN:O	34:BO:21:VAL:O	1.58	1.18
26:BA:2009:G:H1'	43:BR:107:ASP:O	1.43	1.18
26:BA:2320:A:C6	37:BS:9:PRO:HB3	1.79	1.18
40:BX:18:MET:SD	40:BX:25:GLN:N	2.15	1.18
1:AA:986:A:N3	22:AS:52:TYR:OH	1.73	1.18
51:B6:19:GLY:HA2	51:B6:44:ALA:CB	1.74	1.18
54:B9:7:VAL:CG1	54:B9:34:GLN:CD	2.01	1.18
26:BA:2228:G:N7	26:BA:2229:C:C5	2.11	1.18
26:BA:2302:G:C6	26:BA:2315:G:O6	1.95	1.18
3:AW:76:A:C8	26:BA:2421:G:H2'	1.77	1.18
26:BA:85:G:O5'	41:BY:65:VAL:CG1	1.92	1.18

*Continued on next page...*



*Continued from previous page...*

Atom-1	Atom-2	Interatomic distance (Å)	Clash overlap (Å)
28:BE:214:VAL:HG21	28:BE:221:LYS:NZ	1.56	1.18
39:BW:104:THR:O	39:BW:105:VAL:CG1	1.92	1.18
3:AW:37:YYG:C19	10:AG:84:ASN:CA	2.15	1.17
3:AW:65:G:C2	3:AW:66:A:C1'	2.26	1.17
47:B3:8:LEU:HD21	47:B3:31:LEU:HA	1.26	1.17
26:BA:2507:C:C2	26:BA:2583:G:N2	2.11	1.17
36:BQ:69:ASN:C	36:BQ:69:ASN:HD22	1.45	1.17
26:BA:856:C:C5'	48:B0:25:LYS:NZ	2.03	1.17
47:B3:20:LYS:O	47:B3:23:LEU:HG	1.01	1.17
26:BA:2573:C:C6	26:BA:2573:C:C5'	2.24	1.17
26:BA:2756:U:O2'	26:BA:2757:A:H5'	1.02	1.17
26:BA:388:G:P	49:B4:29:PRO:HG3	1.82	1.17
26:BA:75:G:O3'	46:B2:51:LYS:NZ	1.76	1.17
26:BA:1492:G:O4'	27:BD:97:ASP:OD1	1.61	1.17
41:BY:103:LEU:CD1	41:BY:113:GLU:HB3	1.74	1.17
42:BZ:46:GLN:O	42:BZ:47:SER:O	1.62	1.17
51:B6:41:ASP:HB2	51:B6:46:LYS:NZ	1.55	1.17
26:BA:2255:G:C2	26:BA:2256:G:H1'	1.76	1.17
26:BA:2733:A:H1'	28:BE:318:ASN:ND2	1.59	1.17
28:BE:72:VAL:O	28:BE:73:ILE:CD1	1.93	1.17
32:BI:92:SER:HB3	32:BI:122:ARG:NH1	1.58	1.17
32:BI:95:SER:HA	32:BI:98:ILE:CD1	1.72	1.17
34:BO:34:ASN:O	34:BO:35:ILE:O	1.62	1.17
35:BP:117:GLU:OE2	35:BP:136:ALA:O	1.61	1.17
35:BP:76:LEU:O	35:BP:81:VAL:HG23	1.41	1.17
37:BS:99:GLU:OE1	37:BS:128:ASP:HB2	1.02	1.17
45:BV:61:VAL:CA	45:BV:98:ILE:CD1	2.23	1.17
40:BX:11:THR:O	40:BX:15:MET:CG	1.91	1.17
40:BX:5:ILE:HG22	40:BX:6:LYS:N	1.25	1.17
41:BY:101:LEU:HD11	41:BY:112:LEU:CD1	1.74	1.17
1:AA:1260:C:H4'	1:AA:1284:C:H5'	1.18	1.17
26:BA:1525:G:O3'	26:BA:1526:G:P	2.02	1.17
26:BA:2546:U:H5'	26:BA:2565:A:C2	1.79	1.17
26:BA:2618:G:O2'	26:BA:2619:C:O5'	1.61	1.17
26:BA:2644:G:O5'	26:BA:2644:G:C8	1.98	1.17
35:BP:57:VAL:HG12	35:BP:58:GLN:N	1.51	1.17
44:BU:92:ARG:N	45:BV:10:LYS:NZ	1.91	1.17
47:B3:59:VAL:O	47:B3:60:GLU:CG	1.92	1.17
50:B5:12:SER:CB	50:B5:15:LYS:HZ1	1.57	1.17
26:BA:2219:G:C2'	26:BA:2224:G:C5'	2.21	1.17
26:BA:2359:C:O2'	26:BA:2360:A:O4'	1.61	1.17

*Continued on next page...*



*Continued from previous page...*

Atom-1	Atom-2	Interatomic distance (Å)	Clash overlap (Å)
26:BA:2653:U:N3	26:BA:2654:A:N6	1.93	1.17
26:BA:2865:U:C5	26:BA:2866:U:C5	2.33	1.17
26:BA:526:A:H2	26:BA:2626:C:C1'	1.58	1.17
31:BH:86:LEU:N	31:BH:131:ILE:CG2	2.05	1.17
31:BH:86:LEU:HA	31:BH:148:ARG:NH2	0.86	1.17
36:BQ:144:THR:OG1	36:BQ:145:PRO:HD3	1.43	1.17
3:AW:40:C:O2	10:AG:144:MET:SD	2.01	1.17
48:B0:65:GLY:O	48:B0:66:LYS:CD	1.86	1.17
52:B7:30:ILE:CD1	52:B7:33:ARG:HD3	1.75	1.17
26:BA:2603:G:N3	26:BA:2604:U:C6	2.13	1.17
28:BE:205:THR:CG2	28:BE:259:HIS:C	2.11	1.17
28:BE:303:PRO:CB	28:BE:307:LEU:HD13	1.46	1.17
28:BE:44:TYR:C	28:BE:309:PRO:HG3	1.63	1.17
31:BH:129:LYS:O	31:BH:130:ILE:CD1	1.93	1.17
31:BH:18:VAL:CG2	31:BH:23:VAL:HG22	1.73	1.17
33:BN:13:ASP:N	33:BN:38:VAL:HG11	1.51	1.17
34:BO:79:PHE:HA	38:BT:22:VAL:HG22	1.24	1.17
39:BW:8:ARG:O	39:BW:10:VAL:HG23	1.43	1.17
41:BY:41:ARG:HB2	41:BY:112:LEU:HA	1.24	1.17
42:BZ:19:ILE:HB	42:BZ:39:PHE:CE1	1.79	1.17
1:AA:1219:U:O2'	22:AS:34:TRP:HB3	1.41	1.17
48:B0:49:GLN:NE2	48:B0:73:GLY:HA3	1.39	1.17
26:BA:2093:G:C5	26:BA:2225:A:N7	2.12	1.17
26:BA:2386:C:H4'	48:B0:39:ARG:NE	1.60	1.17
26:BA:2482:G:C2'	26:BA:2483:C:H5'	1.74	1.17
26:BA:2439:A:C1'	26:BA:2587:A:OP1	1.92	1.17
26:BA:2700:C:H2'	26:BA:2701:C:H4'	1.24	1.17
26:BA:2754:U:H2'	26:BA:2756:U:OP1	0.99	1.17
26:BA:2776:A:C1'	26:BA:2778:A:N7	2.08	1.17
26:BA:974:G:N7	45:BV:80:TYR:CD1	2.12	1.17
27:BD:128:ALA:HB3	27:BD:190:THR:CG2	1.54	1.17
29:BF:62:GLY:CA	29:BF:65:ARG:NH2	2.06	1.17
32:BI:95:SER:CA	32:BI:98:ILE:HD12	1.75	1.17
26:BA:2378:A:N3	37:BS:26:LEU:CD2	2.05	1.17
41:BY:35:TYR:OH	41:BY:113:GLU:HG3	1.43	1.17
47:B3:40:THR:CB	47:B3:43:ILE:HD13	1.74	1.17
26:BA:1124:C:O3'	26:BA:1125:G:P	2.02	1.17
26:BA:1214:A:H2'	26:BA:1215:G:C8	1.80	1.17
26:BA:2423:U:C5	26:BA:2425:A:N6	2.12	1.17
26:BA:2657:A:N6	26:BA:2664:G:H21	1.39	1.17
26:BA:775:G:O2'	26:BA:791:C:N4	1.78	1.17

*Continued on next page...*



*Continued from previous page...*

Atom-1	Atom-2	Interatomic distance (Å)	Clash overlap (Å)
27:BD:158:GLY:CA	27:BD:194:VAL:CG1	2.17	1.17
29:BF:36:ARG:CA	29:BF:39:GLN:NE2	2.01	1.17
26:BA:616:A:H5''	29:BF:42:ARG:HH12	1.09	1.17
32:BI:95:SER:OG	32:BI:98:ILE:CD1	1.79	1.17
37:BS:41:LYS:CD	37:BS:41:LYS:O	1.93	1.17
44:BU:115:ASN:O	44:BU:117:ARG:N	1.78	1.17
41:BY:101:LEU:CD2	41:BY:112:LEU:HD11	1.74	1.17
48:B0:69:PHE:O	48:B0:70:ILE:HG23	1.42	1.17
48:B0:45:PHE:CZ	48:B0:78:PHE:HD2	1.62	1.17
26:BA:2226:C:C2'	26:BA:2227:A:O4'	1.93	1.17
26:BA:2333:A:H1'	26:BA:2335:A:C5	1.80	1.17
26:BA:2543:G:C2'	26:BA:2544:G:C8	2.26	1.17
26:BA:2688:U:O2	26:BA:2719:G:N2	1.76	1.17
26:BA:2838:G:H2'	26:BA:2839:G:H5'	1.26	1.17
32:BI:3:VAL:HG21	32:BI:21:VAL:CG2	1.74	1.17
26:BA:2485:G:H5''	36:BQ:144:THR:CG2	1.73	1.17
26:BA:875:G:OP1	42:BZ:146:HIS:CD2	1.98	1.17
42:BZ:2:GLU:CA	42:BZ:54:ILE:CG2	2.23	1.17
42:BZ:2:GLU:N	42:BZ:54:ILE:CG2	2.06	1.17
26:BA:593:G:H5''	53:B8:62:LEU:HD21	1.19	1.17
26:BA:2021:C:P	50:B5:15:LYS:CE	2.32	1.17
26:BA:2263:C:C2'	26:BA:2264:C:H5'	1.74	1.17
26:BA:2507:C:N3	26:BA:2583:G:N3	1.91	1.17
26:BA:280:C:O3'	26:BA:281:G:P	2.03	1.17
36:BQ:20:ILE:HG13	36:BQ:21:SER:N	1.59	1.17
42:BZ:113:VAL:HG12	42:BZ:114:ASP:H	1.04	1.17
49:B4:14:ILE:HG23	49:B4:16:TYR:CE1	1.81	1.16
26:BA:2815:C:H5'	50:B5:29:ASN:ND2	1.58	1.16
26:BA:2209:C:O2'	26:BA:2210:G:H3'	1.43	1.16
26:BA:2292:C:C2	26:BA:2293:C:C6	2.32	1.16
26:BA:2603:G:C2	26:BA:2604:U:C6	2.33	1.16
26:BA:2617:C:N3	26:BA:2618:G:H8	1.40	1.16
26:BA:2754:U:C2'	26:BA:2756:U:OP1	1.93	1.16
26:BA:2310:A:C2'	30:BG:55:LYS:HE2	1.73	1.16
36:BQ:49:VAL:CG2	36:BQ:119:ASN:O	1.92	1.16
42:BZ:92:VAL:O	42:BZ:94:VAL:N	1.75	1.16
26:BA:2328:A:N6	26:BA:2329:G:O6	1.78	1.16
26:BA:2586:C:O2	26:BA:2587:A:N7	1.76	1.16
26:BA:2731:G:N2	26:BA:2732:G:N2	1.93	1.16
26:BA:95:G:H5'	46:B2:41:GLU:OE1	1.00	1.16
32:BI:95:SER:O	32:BI:98:ILE:HB	0.98	1.16

*Continued on next page...*



*Continued from previous page...*

Atom-1	Atom-2	Interatomic distance (Å)	Clash overlap (Å)
55:BK:100:VAL:HG12	55:BK:101:THR:H	1.05	1.16
33:BN:58:GLU:CA	33:BN:61:VAL:HG23	1.74	1.16
39:BW:86:LEU:HB3	39:BW:87:PRO:CD	1.74	1.16
52:B7:30:ILE:CA	52:B7:33:ARG:CD	2.11	1.16
26:BA:199:A:N1	26:BA:2433:A:C8	2.14	1.16
26:BA:2416:C:OP1	35:BP:51:PHE:HE2	1.01	1.16
26:BA:2864:G:O2'	26:BA:2865:U:O4'	1.62	1.16
26:BA:904:C:O4'	42:BZ:166:LEU:HD21	1.44	1.16
27:BD:73:ILE:HG21	27:BD:95:TYR:CE2	1.78	1.16
28:BE:199:ALA:CB	28:BE:312:ARG:O	1.93	1.16
29:BF:211:ASP:OD2	29:BF:211:ASP:O	1.61	1.16
30:BG:97:GLN:CB	30:BG:106:PHE:CE2	2.27	1.16
26:BA:245:G:OP2	35:BP:53:ARG:NH1	1.76	1.16
36:BQ:89:PRO:C	36:BQ:90:PHE:CD1	2.17	1.16
45:BV:11:GLN:NE2	45:BV:22:VAL:HG21	1.54	1.16
3:AW:65:G:O6	3:AW:66:A:C5	1.95	1.16
54:B9:7:VAL:HG11	54:B9:34:GLN:CG	1.61	1.16
26:BA:2094:G:C6	26:BA:2196:C:N3	2.14	1.16
29:BF:219:ASN:N	29:BF:219:ASN:HD22	1.38	1.16
30:BG:93:LEU:HD22	30:BG:97:GLN:OE1	1.44	1.16
41:BY:101:LEU:CD2	41:BY:103:LEU:HD11	1.74	1.16
1:AA:1313:U:C5	22:AS:4:SER:CB	2.27	1.16
26:BA:856:C:O3'	48:B0:56:ASP:OD2	1.60	1.16
46:B2:13:PRO:HD3	46:B2:16:ARG:NH1	1.60	1.16
47:B3:20:LYS:CA	47:B3:23:LEU:HG	1.75	1.16
26:BA:2603:G:C2	26:BA:2604:U:C5	2.33	1.16
34:BO:56:GLN:O	34:BO:58:VAL:HG23	1.45	1.16
44:BU:13:ARG:O	44:BU:16:LYS:CB	1.93	1.16
44:BU:21:ALA:HA	44:BU:24:PHE:CZ	1.78	1.16
44:BU:92:ARG:HA	44:BU:95:LEU:HD12	1.20	1.16
39:BW:32:ALA:CB	39:BW:35:ILE:CD1	2.23	1.16
41:BY:48:VAL:HG12	41:BY:49:GLU:N	1.46	1.16
42:BZ:39:PHE:O	42:BZ:43:PHE:CD2	1.99	1.16
50:B5:45:ILE:HG13	50:B5:52:TYR:CE1	1.80	1.16
26:BA:2049:G:C2	26:BA:2620:C:N3	2.14	1.16
27:BD:223:ASN:O	27:BD:224:VAL:O	1.63	1.16
29:BF:219:ASN:O	29:BF:222:ASP:HB2	1.02	1.16
31:BH:10:ILE:HG23	31:BH:14:VAL:HG11	1.16	1.16
35:BP:128:GLY:CA	35:BP:132:LYS:HZ2	1.58	1.16
36:BQ:45:GLN:HE22	36:BQ:153:PRO:CB	1.57	1.16
1:AA:1313:U:C5	22:AS:4:SER:HB3	1.79	1.16

*Continued on next page...*



*Continued from previous page...*

Atom-1	Atom-2	Interatomic distance (Å)	Clash overlap (Å)
50:B5:25:LEU:O	50:B5:26:THR:HG23	1.44	1.16
50:B5:44:HIS:HA	50:B5:52:TYR:CZ	1.81	1.16
50:B5:57:VAL:HG12	50:B5:58:LEU:N	1.55	1.16
26:BA:459:U:OP2	52:B7:40:HIS:CD2	1.99	1.16
26:BA:2358:G:N2	26:BA:2359:C:O4'	1.78	1.16
26:BA:2432:A:C2	26:BA:2433:A:N1	2.13	1.16
26:BA:2491:U:O2'	26:BA:2492:U:H5'	1.02	1.16
26:BA:2653:U:N3	26:BA:2654:A:C6	2.14	1.16
26:BA:2741:A:O2'	26:BA:2742:C:H5'	1.00	1.16
27:BD:139:LEU:CD1	27:BD:139:LEU:O	1.93	1.16
31:BH:93:TYR:O	31:BH:94:ARG:CG	1.92	1.16
26:BA:994:C:O2'	44:BU:54:LYS:HG2	1.43	1.16
40:BX:47:VAL:HG11	40:BX:69:SER:HB3	1.20	1.16
47:B3:59:VAL:HG12	47:B3:60:GLU:H	1.04	1.16
26:BA:2052:G:H21	28:BE:245:ARG:CG	1.57	1.16
26:BA:2212:A:H2'	26:BA:2213:U:C5	1.77	1.16
26:BA:2459:A:C8	26:BA:2460:U:C5	2.33	1.16
26:BA:526:A:C2	26:BA:2626:C:O4'	1.98	1.16
26:BA:2768:C:C2	26:BA:2769:C:C5	2.33	1.16
26:BA:2808:U:C2	26:BA:2892:A:N6	2.13	1.16
27:BD:168:GLY:O	27:BD:170:TYR:N	1.79	1.16
30:BG:29:HIS:N	30:BG:69:ILE:HD13	1.59	1.16
31:BH:75:VAL:O	31:BH:77:GLY:N	1.75	1.16
36:BQ:91:HIS:C	36:BQ:111:THR:HG23	1.66	1.16
26:BA:494:G:H4'	39:BW:6:ILE:CG2	1.75	1.16
40:BX:13:LYS:O	40:BX:16:ASN:OD1	1.64	1.16
41:BY:32:ARG:O	41:BY:34:GLU:N	1.77	1.16
41:BY:63:ILE:HD11	41:BY:75:GLU:CA	1.74	1.16
26:BA:1278:A:OP1	43:BR:36:THR:OG1	1.60	1.16
26:BA:1620:G:C1'	52:B7:1:MET:N	2.09	1.16
29:BF:96:LYS:CB	29:BF:98:ARG:CZ	1.80	1.16
32:BI:7:LYS:CD	32:BI:12:LYS:HG2	1.74	1.16
33:BN:135:ILE:O	33:BN:139:LEU:HD13	1.34	1.16
33:BN:10:VAL:CB	33:BN:36:VAL:HA	1.76	1.16
34:BO:98:ILE:HD11	34:BO:117:LEU:CB	1.71	1.16
44:BU:13:ARG:HB2	44:BU:13:ARG:NH1	0.83	1.16
41:BY:101:LEU:CD2	41:BY:103:LEU:CD1	2.24	1.16
47:B3:53:LEU:HD23	47:B3:54:VAL:HG13	1.28	1.16
26:BA:2020:A:N7	50:B5:9:LYS:HE2	1.22	1.16
53:B8:58:MET:O	53:B8:60:LEU:N	1.77	1.16
26:BA:1568:G:C3'	27:BD:60:GLN:NE2	2.08	1.16

*Continued on next page...*



*Continued from previous page...*

Atom-1	Atom-2	Interatomic distance (Å)	Clash overlap (Å)
26:BA:2592:G:C8	26:BA:2593:U:C5	2.34	1.16
26:BA:2869:G:C6	26:BA:2870:C:C5	2.34	1.16
26:BA:965:C:H5'	26:BA:2273:A:C1'	1.76	1.16
26:BA:1818:U:H3'	27:BD:155:ARG:HG2	1.16	1.16
27:BD:80:ILE:HB	27:BD:82:TYR:CE1	1.81	1.16
29:BF:34:ALA:CB	29:BF:110:ALA:HB1	1.75	1.16
33:BN:42:GLU:O	33:BN:132:LEU:O	1.60	1.16
44:BU:28:ARG:HA	44:BU:31:GLN:HB2	1.18	1.16
45:BV:30:GLY:O	45:BV:33:VAL:CG2	1.91	1.16
41:BY:101:LEU:CD2	41:BY:112:LEU:HD21	1.76	1.16
26:BA:1665:A:O3'	34:BO:66:LYS:HE2	0.98	1.15
26:BA:2801:A:C2	26:BA:2895:U:O2'	1.96	1.15
26:BA:72:U:H5'	40:BX:2:TRP:CH2	1.81	1.15
27:BD:66:PHE:O	27:BD:67:LYS:HD2	1.41	1.15
26:BA:2679:A:N3	28:BE:300:VAL:HG11	1.45	1.15
36:BQ:59:ASN:ND2	36:BQ:60:ALA:N	1.93	1.15
36:BQ:67:ALA:O	36:BQ:71:PHE:CE1	1.98	1.15
45:BV:91:THR:O	45:BV:92:ALA:HB2	1.32	1.15
41:BY:101:LEU:CD1	41:BY:112:LEU:CD1	2.24	1.15
1:AA:37:U:O2	1:AA:397:A:N6	1.78	1.15
3:AW:25:C:N1	3:AW:26:G:N9	1.80	1.15
53:B8:17:THR:OG1	53:B8:19:THR:OG1	1.63	1.15
2:AV:74:C:N4	26:BA:2253:G:H1	1.44	1.15
26:BA:2633:G:N3	26:BA:2634:G:C8	2.15	1.15
26:BA:1827:C:H41	27:BD:225:ARG:NH1	1.41	1.15
28:BE:218:GLY:O	28:BE:219:VAL:CG2	1.94	1.15
29:BF:144:PHE:CE2	29:BF:156:LEU:HD13	1.80	1.15
44:BU:99:ALA:CB	44:BU:106:PHE:CZ	2.28	1.15
1:AA:404:U:O4	7:AD:2:GLY:HA2	1.45	1.15
26:BA:2311:A:OP2	30:BG:55:LYS:HE3	1.45	1.15
27:BD:104:ILE:HD12	27:BD:104:ILE:N	1.57	1.15
27:BD:204:PHE:HD1	27:BD:204:PHE:N	1.43	1.15
34:BO:98:ILE:CD1	34:BO:117:LEU:CB	2.23	1.15
26:BA:1156:A:OP1	44:BU:55:ARG:CZ	1.94	1.15
26:BA:2009:G:H5''	39:BW:41:LYS:HD2	1.18	1.15
50:B5:45:ILE:CG2	50:B5:52:TYR:CD1	2.28	1.15
26:BA:2061:G:N7	26:BA:2501:C:H1'	1.61	1.15
26:BA:2776:A:N3	26:BA:2778:A:C5	2.15	1.15
26:BA:617:G:OP1	29:BF:221:GLU:CD	1.84	1.15
28:BE:205:THR:O	28:BE:206:LYS:HG3	1.47	1.15
28:BE:268:LEU:HD23	28:BE:269:ILE:H	0.99	1.15

*Continued on next page...*



*Continued from previous page...*

Atom-1	Atom-2	Interatomic distance (Å)	Clash overlap (Å)
29:BF:51:TYR:O	29:BF:55:ARG:CA	1.94	1.15
55:BK:46:THR:HG22	55:BK:54:LEU:HD12	1.20	1.15
26:BA:637:A:C8	35:BP:111:ALA:CB	2.27	1.15
42:BZ:92:VAL:HG13	42:BZ:124:ALA:CB	1.76	1.15
26:BA:2215:G:O2'	26:BA:2216:G:H5'	1.41	1.15
34:BO:62:VAL:CA	34:BO:84:CYS:SG	2.34	1.15
34:BO:66:LYS:HG3	34:BO:82:ASN:HD21	1.01	1.15
43:BR:104:ARG:HA	43:BR:105:ARG:NH2	1.60	1.15
40:BX:6:LYS:HE3	40:BX:29:ASP:N	1.60	1.15
41:BY:46:ASP:HA	41:BY:102:ASP:OD2	0.99	1.15
48:B0:77:ARG:O	48:B0:78:PHE:O	1.63	1.15
46:B2:29:ASN:O	46:B2:34:GLN:CD	1.85	1.15
26:BA:2197:U:O2'	26:BA:2198:A:H5''	1.42	1.15
28:BE:174:LEU:O	28:BE:177:ALA:HB3	1.40	1.15
28:BE:205:THR:CG2	28:BE:259:HIS:CB	2.23	1.15
30:BG:19:GLU:OE1	30:BG:135:VAL:HG22	1.43	1.15
33:BN:138:THR:OG1	33:BN:139:LEU:HD13	1.43	1.15
47:B3:30:ARG:HH11	47:B3:30:ARG:HG3	1.04	1.15
26:BA:2373:G:C6	26:BA:2374:C:N4	2.15	1.15
26:BA:2745:C:C1'	31:BH:142:GLU:OE2	1.94	1.15
26:BA:2218:G:O2'	27:BD:146:LYS:CE	1.92	1.15
27:BD:85:ASN:OD1	27:BD:86:ARG:NH2	1.78	1.15
28:BE:74:GLU:CA	28:BE:293:TYR:HE2	1.57	1.15
29:BF:151:GLN:OE1	29:BF:154:VAL:CG2	1.95	1.15
29:BF:153:VAL:HG13	29:BF:157:LEU:CD2	1.74	1.15
36:BQ:57:ARG:O	36:BQ:61:LEU:HG	1.47	1.15
44:BU:44:THR:O	44:BU:47:TYR:HB2	1.45	1.15
44:BU:61:TRP:O	44:BU:65:ILE:HG12	1.00	1.15
26:BA:998:C:H5''	44:BU:84:LYS:NZ	1.61	1.15
26:BA:2386:C:C4'	48:B0:39:ARG:HH21	1.58	1.15
26:BA:2761:G:H2'	26:BA:2762:G:H5'	1.19	1.15
27:BD:141:HIS:CE1	27:BD:191:VAL:O	1.99	1.15
29:BF:3:ALA:HB3	29:BF:16:VAL:O	0.98	1.15
30:BG:93:LEU:HD22	30:BG:106:PHE:CD2	1.80	1.15
55:BK:106:GLU:O	55:BK:110:LYS:HE3	1.44	1.15
35:BP:114:VAL:HG23	35:BP:132:LYS:HB3	1.23	1.15
41:BY:101:LEU:HG	41:BY:112:LEU:CD1	1.76	1.15
3:AW:72:C:O2'	3:AW:73:A:C4'	1.95	1.15
26:BA:1364:G:O5'	49:B4:3:LYS:HD3	1.45	1.15
26:BA:2592:G:C5	26:BA:2593:U:C5	2.35	1.15
26:BA:2815:C:O2'	26:BA:2816:C:C5'	1.94	1.15

*Continued on next page...*



*Continued from previous page...*

Atom-1	Atom-2	Interatomic distance (Å)	Clash overlap (Å)
26:BA:2832:U:C5	26:BA:2832:U:H5'	1.82	1.15
26:BA:801:G:P	29:BF:79:ARG:NE	2.19	1.15
26:BA:2679:A:C2	28:BE:300:VAL:HG21	1.80	1.15
43:BR:52:ILE:HG22	43:BR:53:HIS:N	1.54	1.15
26:BA:994:C:C2	44:BU:53:LYS:HD2	1.78	1.15
45:BV:31:ASP:O	45:BV:63:HIS:HB2	1.47	1.15
25:BB:104:A:C1'	42:BZ:24:TYR:OH	1.95	1.15
49:B4:5:LEU:CB	49:B4:56:VAL:HG13	1.76	1.15
26:BA:1457:A:N1	26:BA:2703:C:N4	1.94	1.15
29:BF:47:GLY:C	29:BF:92:PRO:HG3	1.63	1.15
31:BH:159:LYS:H	31:BH:162:ARG:NH2	1.43	1.15
31:BH:63:LEU:O	31:BH:66:THR:HG22	1.45	1.15
31:BH:85:ALA:HA	31:BH:131:ILE:CG2	1.75	1.15
33:BN:45:VAL:N	33:BN:132:LEU:HB2	1.24	1.15
26:BA:1140:C:N4	33:BN:49:ARG:HD2	1.61	1.15
37:BS:47:LEU:HD12	37:BS:58:LEU:CD2	1.76	1.15
42:BZ:64:ALA:HB3	42:BZ:85:MET:CA	1.75	1.15
26:BA:2205:C:O2'	26:BA:2228:G:N2	1.81	1.14
26:BA:2410:G:N3	26:BA:2411:A:C8	2.15	1.14
26:BA:2580:U:H5	26:BA:2581:G:N7	1.33	1.14
26:BA:2768:C:N3	26:BA:2769:C:H5	1.16	1.14
28:BE:205:THR:HG22	28:BE:259:HIS:HB2	1.26	1.14
33:BN:20:GLY:O	33:BN:22:VAL:N	1.79	1.14
33:BN:15:ARG:NE	33:BN:40:ASN:ND2	1.95	1.14
35:BP:71:GLU:O	35:BP:74:THR:N	1.80	1.14
43:BR:77:ARG:NH1	43:BR:77:ARG:CB	1.72	1.14
44:BU:73:GLY:O	44:BU:74:MET:HG2	1.47	1.14
26:BA:25:U:C5'	39:BW:80:PRO:CD	2.24	1.14
40:BX:47:VAL:CG1	40:BX:69:SER:CB	2.24	1.14
42:BZ:112:LEU:HD23	42:BZ:113:VAL:N	1.61	1.14
1:AA:1500:A:H5''	1:AA:1508:G:H5''	1.18	1.14
16:AM:23:TYR:CE2	16:AM:70:LEU:HD22	1.81	1.14
48:B0:61:ALA:HB2	48:B0:81:ILE:HD13	1.28	1.14
47:B3:20:LYS:CA	47:B3:23:LEU:CD1	2.24	1.14
3:AW:75:C:O2	26:BA:2395:C:H1'	1.44	1.14
28:BE:211:GLN:NE2	28:BE:216:ARG:H	1.40	1.14
31:BH:129:LYS:C	31:BH:130:ILE:CD1	2.15	1.14
31:BH:44:VAL:HA	31:BH:49:ILE:CG2	1.78	1.14
33:BN:134:GLU:O	33:BN:138:THR:HG23	0.97	1.14
36:BQ:56:ILE:N	36:BQ:56:ILE:HD13	1.48	1.14
37:BS:23:ARG:NH2	37:BS:37:ARG:NH2	1.94	1.14

*Continued on next page...*



*Continued from previous page...*

Atom-1	Atom-2	Interatomic distance (Å)	Clash overlap (Å)
26:BA:2320:A:N6	37:BS:9:PRO:CG	2.06	1.14
42:BZ:103:ARG:HG2	42:BZ:139:THR:HG22	1.17	1.14
3:AW:76:A:N3	26:BA:2422:A:N6	1.94	1.14
48:B0:23:VAL:HG12	48:B0:24:LYS:H	1.07	1.14
48:B0:37:LEU:CD1	48:B0:70:ILE:CD1	2.24	1.14
53:B8:26:LYS:HD2	53:B8:44:LYS:C	1.67	1.14
26:BA:2265:U:C2	26:BA:2266:A:N7	2.15	1.14
26:BA:2364:C:H5''	48:B0:38:VAL:HG12	1.19	1.14
28:BE:205:THR:HA	28:BE:261:ARG:HD2	1.22	1.14
28:BE:48:MET:O	28:BE:49:THR:HG22	1.48	1.14
29:BF:147:LEU:HD11	29:BF:156:LEU:HD11	1.16	1.14
29:BF:52:ALA:CA	29:BF:55:ARG:HB3	1.77	1.14
26:BA:1082:U:O4'	55:BK:118:ALA:CB	1.95	1.14
55:BK:129:GLU:CG	55:BK:133:LYS:HE3	1.68	1.14
34:BO:64:ARG:NH2	34:BO:100:GLY:HA3	1.62	1.14
34:BO:77:ILE:HD13	34:BO:77:ILE:C	1.58	1.14
44:BU:8:ILE:HD12	44:BU:8:ILE:N	1.61	1.14
3:AW:25:C:N1	3:AW:26:G:C4	1.95	1.14
26:BA:1598:C:H5''	40:BX:34:LYS:CG	1.77	1.14
26:BA:2343:C:H5'	26:BA:2374:C:OP1	1.44	1.14
26:BA:2432:A:H2	26:BA:2433:A:C5	1.64	1.14
26:BA:2528:U:C5	26:BA:2530:A:N3	2.14	1.14
26:BA:2626:C:C2'	26:BA:2627:G:H5''	1.78	1.14
26:BA:2052:G:H4'	28:BE:239:GLY:O	1.47	1.14
30:BG:56:ARG:CG	30:BG:65:GLU:HB2	1.77	1.14
32:BI:95:SER:O	32:BI:98:ILE:CB	1.94	1.14
46:B2:55:ARG:O	46:B2:58:THR:OG1	1.65	1.14
54:B9:32:HIS:O	54:B9:34:GLN:N	1.79	1.14
26:BA:1917:U:H3'	26:BA:1918:A:H8	1.02	1.14
26:BA:2425:A:O2'	26:BA:2426:A:OP2	1.62	1.14
26:BA:2064:C:H1'	26:BA:2450:A:C6	1.83	1.14
26:BA:2717:G:H8	26:BA:2717:G:C5'	1.59	1.14
25:BB:47:C:O3'	37:BS:107:ASN:ND2	1.79	1.14
27:BD:175:LEU:HD12	27:BD:179:GLU:CB	1.78	1.14
26:BA:1827:C:N4	27:BD:225:ARG:HH12	1.43	1.14
29:BF:215:ALA:HB1	29:BF:241:ALA:HB3	1.20	1.14
29:BF:32:GLY:C	29:BF:35:VAL:HG23	1.66	1.14
36:BQ:51:GLU:HA	36:BQ:118:ALA:HB2	1.26	1.14
36:BQ:56:ILE:H	36:BQ:56:ILE:CD1	1.47	1.14
39:BW:85:VAL:HG12	39:BW:95:ILE:HD11	1.20	1.14
42:BZ:120:LEU:O	42:BZ:121:GLN:HG3	1.46	1.14

*Continued on next page...*



*Continued from previous page...*

Atom-1	Atom-2	Interatomic distance (Å)	Clash overlap (Å)
47:B3:18:ASP:OD2	47:B3:49:LYS:NZ	1.80	1.14
3:AW:75:C:H41	49:B4:28:ARG:N	1.44	1.14
50:B5:18:MET:O	50:B5:21:SER:OG	1.62	1.14
54:B9:3:VAL:O	54:B9:5:SER:N	1.81	1.14
26:BA:2254:C:O2'	26:BA:2255:G:H5'	1.46	1.14
26:BA:2626:C:C2'	26:BA:2627:G:H5'	1.78	1.14
26:BA:2821:A:H2	26:BA:2822:G:C4	1.66	1.14
26:BA:2842:G:H2'	26:BA:2843:G:H5'	1.29	1.14
28:BE:44:TYR:C	28:BE:74:GLU:OE1	1.84	1.14
29:BF:102:LEU:H	29:BF:107:ARG:NH2	1.46	1.14
29:BF:94:THR:O	29:BF:96:LYS:N	1.81	1.14
32:BI:95:SER:OG	32:BI:98:ILE:HD12	0.97	1.14
36:BQ:67:ALA:HB2	36:BQ:70:ARG:CZ	1.76	1.14
43:BR:61:HIS:CA	43:BR:64:ARG:HD3	1.76	1.14
26:BA:2334:G:H21	37:BS:12:ARG:HG3	1.06	1.14
37:BS:35:VAL:CA	37:BS:103:ASP:CB	2.25	1.14
1:AA:365:U:O3'	1:AA:366:C:P	2.06	1.14
13:AJ:51:ARG:HB2	13:AJ:59:SER:HB3	1.16	1.14
48:B0:39:ARG:HG2	48:B0:69:PHE:CZ	1.81	1.14
26:BA:2287:A:H2	26:BA:2289:G:C1'	1.41	1.14
27:BD:167:GLU:CB	27:BD:170:TYR:CE1	2.31	1.14
30:BG:105:SER:OG	30:BG:131:THR:CG2	1.95	1.14
30:BG:151:ILE:HD13	30:BG:156:ARG:NH2	1.63	1.14
31:BH:137:LYS:CD	31:BH:138:GLN:H	1.60	1.14
39:BW:11:ARG:NH2	39:BW:98:LYS:HB3	1.61	1.14
39:BW:65:LEU:O	39:BW:69:LEU:HD21	1.45	1.14
2:AV:1:G:O2'	36:BQ:98:GLY:CA	1.96	1.14
40:BX:4:VAL:CG2	46:B2:24:LYS:HZ2	1.53	1.14
26:BA:2317:C:C5'	30:BG:150:SER:HA	1.77	1.14
26:BA:825:C:C4'	26:BA:2428:G:N7	2.10	1.14
29:BF:47:GLY:N	29:BF:92:PRO:HB2	1.60	1.14
30:BG:76:ARG:O	30:BG:77:ASP:O	1.64	1.14
26:BA:1059:G:N3	55:BK:127:ILE:HG23	1.63	1.14
33:BN:66:ASP:O	33:BN:68:GLY:N	1.79	1.14
37:BS:61:ALA:CB	37:BS:88:ALA:HB2	1.76	1.14
39:BW:90:ARG:CB	39:BW:90:ARG:NH1	2.10	1.14
3:AW:65:G:N2	3:AW:66:A:H1'	1.61	1.14
53:B8:4:MET:HB2	53:B8:7:HIS:CE1	1.83	1.14
26:BA:324:A:O3'	26:BA:325:G:P	2.06	1.14
28:BE:72:VAL:C	28:BE:73:ILE:CD1	2.16	1.14
28:BE:77:PRO:HB2	28:BE:187:HIS:N	1.62	1.14

*Continued on next page...*



*Continued from previous page...*

Atom-1	Atom-2	Interatomic distance (Å)	Clash overlap (Å)
31:BH:53:ARG:HH11	31:BH:56:ASP:CA	1.60	1.14
32:BI:51:LYS:O	32:BI:55:GLN:HG3	1.47	1.14
55:BK:22:PRO:HG2	55:BK:23:PRO:HD3	1.25	1.14
35:BP:113:GLN:N	35:BP:113:GLN:NE2	1.95	1.14
36:BQ:58:HIS:HA	36:BQ:61:LEU:HD12	1.18	1.14
43:BR:36:THR:HG21	43:BR:40:LYS:HB3	1.18	1.14
26:BA:2296:U:C4	37:BS:16:ALA:CB	2.29	1.14
42:BZ:105:GLN:C	42:BZ:142:ASN:HD21	1.51	1.14
7:AD:3:ARG:HH22	7:AD:74:GLN:NE2	1.45	1.14
48:B0:37:LEU:CD1	48:B0:70:ILE:HD13	1.78	1.14
47:B3:8:LEU:HD23	47:B3:31:LEU:HA	1.18	1.14
52:B7:34:ARG:HD3	52:B7:42:LEU:CD2	1.73	1.14
26:BA:593:G:H5''	53:B8:62:LEU:CD2	1.77	1.14
26:BA:2292:C:N3	26:BA:2293:C:C5	2.15	1.14
26:BA:2386:C:C4'	48:B0:39:ARG:NH2	2.10	1.14
26:BA:2472:G:H2'	26:BA:2475:C:N4	1.60	1.14
26:BA:2447:G:C2	26:BA:2500:U:O4	2.00	1.14
27:BD:75:GLY:HA3	27:BD:115:ILE:O	1.37	1.14
28:BE:71:THR:HG21	28:BE:299:SER:OG	1.47	1.14
31:BH:96:SER:O	31:BH:97:LYS:O	1.64	1.14
33:BN:60:ARG:HA	33:BN:71:TYR:CD2	1.82	1.14
34:BO:92:SER:HB2	34:BO:113:LYS:HZ3	1.07	1.14
34:BO:62:VAL:HA	34:BO:84:CYS:SG	1.86	1.14
45:BV:43:GLU:C	45:BV:44:GLN:NE2	2.00	1.14
1:AA:404:U:C4	7:AD:2:GLY:HA2	1.81	1.13
3:AW:39:PSU:H4'	14:AK:54:ARG:NH2	1.60	1.13
52:B7:30:ILE:C	52:B7:33:ARG:HB2	1.66	1.13
53:B8:26:LYS:HE3	53:B8:45:GLY:N	1.61	1.13
26:BA:1151:G:O2'	44:BU:81:ASN:ND2	1.81	1.13
26:BA:2379:G:OP1	37:BS:30:GLY:HA2	1.47	1.13
27:BD:149:ARG:CB	27:BD:152:GLN:NE2	1.95	1.13
27:BD:80:ILE:HD13	27:BD:82:TYR:CE1	1.82	1.13
28:BE:44:TYR:CA	28:BE:309:PRO:CD	2.22	1.13
29:BF:51:TYR:O	29:BF:55:ARG:HB3	1.44	1.13
33:BN:105:LEU:HG	33:BN:106:GLY:H	1.12	1.13
35:BP:64:ILE:HD12	35:BP:106:VAL:CA	1.77	1.13
1:AA:409:G:OP2	7:AD:22:LYS:CE	1.95	1.13
46:B2:30:ALA:O	46:B2:34:GLN:CB	1.95	1.13
47:B3:20:LYS:HD3	47:B3:23:LEU:CD1	1.76	1.13
26:BA:1080:C:O2	55:BK:127:ILE:HG12	1.46	1.13
26:BA:2678:C:N3	26:BA:2679:A:C8	2.16	1.13

*Continued on next page...*



*Continued from previous page...*

Atom-1	Atom-2	Interatomic distance (Å)	Clash overlap (Å)
27:BD:66:PHE:O	27:BD:66:PHE:CD2	2.00	1.13
26:BA:2303:G:C5'	30:BG:99:ASP:HB3	1.78	1.13
32:BI:7:LYS:CB	32:BI:12:LYS:HD3	1.77	1.13
33:BN:19:MET:HE2	33:BN:22:VAL:HG21	1.30	1.13
34:BO:13:ASN:O	34:BO:15:GLY:N	1.78	1.13
41:BY:51:LEU:HA	41:BY:97:ARG:NH2	1.63	1.13
42:BZ:3:LEU:HD21	42:BZ:38:ALA:HB3	1.14	1.13
26:BA:1612:C:C2	52:B7:3:ARG:NH1	2.16	1.13
26:BA:1287:A:O4'	43:BR:104:ARG:CD	1.95	1.13
26:BA:1364:G:H3'	49:B4:3:LYS:HD2	1.17	1.13
26:BA:2470:G:N2	26:BA:2471:C:N1	1.96	1.13
26:BA:526:A:C2	26:BA:2626:C:C1'	2.31	1.13
26:BA:2768:C:O2'	26:BA:2769:C:H5'	1.47	1.13
27:BD:210:LYS:HA	27:BD:213:LYS:CD	1.77	1.13
27:BD:81:GLU:O	27:BD:83:ASP:OD2	1.64	1.13
26:BA:2315:G:C5'	30:BG:133:ASN:HD22	1.61	1.13
30:BG:142:ALA:HB2	30:BG:151:ILE:CG1	1.77	1.13
33:BN:15:ARG:CB	33:BN:43:ARG:CG	1.94	1.13
33:BN:25:GLN:CA	33:BN:28:GLU:HG2	1.77	1.13
35:BP:64:ILE:CD1	35:BP:106:VAL:HA	1.77	1.13
36:BQ:72:VAL:O	36:BQ:73:GLN:CG	1.94	1.13
43:BR:77:ARG:HB2	43:BR:77:ARG:NH1	0.82	1.13
30:BG:145:ASP:HB3	37:BS:15:GLU:CA	1.75	1.13
37:BS:35:VAL:HA	37:BS:103:ASP:HB3	1.14	1.13
41:BY:103:LEU:HD22	41:BY:108:ARG:O	1.44	1.13
26:BA:856:C:O2'	48:B0:24:LYS:CG	1.95	1.13
49:B4:5:LEU:HB2	49:B4:56:VAL:HG13	1.16	1.13
54:B9:4:ARG:O	54:B9:36:GLN:CG	1.97	1.13
26:BA:2453:A:O2'	26:BA:2454:G:C5'	1.95	1.13
26:BA:749:C:H2'	26:BA:750:A:H8	1.11	1.13
41:BY:73:HIS:C	41:BY:91:LEU:CD1	2.06	1.13
42:BZ:100:THR:CA	42:BZ:137:ASP:OD2	1.97	1.13
48:B0:37:LEU:HD13	48:B0:69:PHE:HB2	1.20	1.13
26:BA:2386:C:H4'	48:B0:39:ARG:CZ	1.77	1.13
26:BA:1809:A:N6	49:B4:3:LYS:HG2	1.63	1.13
26:BA:1457:A:C2	26:BA:2703:C:N4	2.16	1.13
26:BA:2339:G:H2'	26:BA:2340:G:H8	1.12	1.13
26:BA:2570:G:C2'	26:BA:2571:C:H6	1.61	1.13
26:BA:2574:G:C8	26:BA:2575:C:H5	1.66	1.13
26:BA:850:C:H4'	47:B3:18:ASP:OD1	0.96	1.13
29:BF:6:TYR:CD2	29:BF:140:VAL:HA	1.83	1.13

*Continued on next page...*



*Continued from previous page...*

Atom-1	Atom-2	Interatomic distance (Å)	Clash overlap (Å)
29:BF:168:ARG:O	29:BF:168:ARG:CD	1.96	1.13
31:BH:101:LYS:NZ	31:BH:115:GLU:CB	2.10	1.13
36:BQ:23:ILE:H	36:BQ:24:PRO:HD3	1.08	1.13
38:BT:12:ASP:O	38:BT:13:ILE:CG1	1.95	1.13
26:BA:994:C:O2	44:BU:53:LYS:CD	1.90	1.13
41:BY:46:ASP:CA	41:BY:102:ASP:OD2	1.95	1.13
50:B5:45:ILE:HG23	50:B5:52:TYR:CE1	1.83	1.13
26:BA:1819:A:H2'	27:BD:177:SER:CA	1.78	1.13
26:BA:572:A:H2'	26:BA:573:G:H1'	1.20	1.13
26:BA:963:U:C1'	26:BA:2250:G:N2	2.11	1.13
28:BE:201:VAL:H	28:BE:266:LYS:CD	1.60	1.13
31:BH:55:SER:CB	31:BH:60:HIS:HB2	1.78	1.13
43:BR:96:ARG:HD2	43:BR:115:GLU:OE1	1.47	1.13
41:BY:66:ASP:HB2	41:BY:71:VAL:O	1.47	1.13
26:BA:2759:G:O2'	26:BA:2760:C:H5'	1.48	1.13
26:BA:2832:U:H1'	26:BA:2834:G:H21	1.06	1.13
28:BE:205:THR:HG21	28:BE:259:HIS:CB	1.77	1.13
29:BF:1:MET:O	29:BF:3:ALA:N	1.79	1.13
33:BN:13:ASP:N	33:BN:38:VAL:HG13	1.55	1.13
34:BO:1:MET:N	34:BO:32:TYR:CD2	2.16	1.13
34:BO:35:ILE:HD12	34:BO:35:ILE:N	1.63	1.13
35:BP:114:VAL:CG2	35:BP:132:LYS:CB	2.27	1.13
36:BQ:91:HIS:O	36:BQ:111:THR:CG2	1.97	1.13
26:BA:1599:C:P	40:BX:33:SER:OG	2.07	1.13
40:BX:44:GLN:OE1	40:BX:45:TYR:N	1.80	1.13
40:BX:56:ASN:N	40:BX:56:ASN:HD22	1.34	1.13
41:BY:33:GLU:CD	41:BY:34:GLU:HG3	1.68	1.13
26:BA:2838:G:C2'	26:BA:2839:G:H5'	1.77	1.13
27:BD:143:ILE:O	27:BD:152:GLN:CA	1.97	1.13
27:BD:85:ASN:ND2	27:BD:86:ARG:NE	1.96	1.13
28:BE:44:TYR:CA	28:BE:309:PRO:HD3	1.79	1.13
29:BF:51:TYR:O	29:BF:55:ARG:CB	1.97	1.13
31:BH:168:VAL:O	31:BH:169:ARG:HG2	0.96	1.13
26:BA:2674:G:H4'	34:BO:30:ARG:CG	1.77	1.13
36:BQ:48:ASN:OD1	36:BQ:121:ASP:HB3	1.48	1.13
37:BS:104:ILE:O	37:BS:106:LEU:N	1.78	1.13
44:BU:56:ASP:O	44:BU:60:LEU:CD2	1.96	1.13
1:AA:820:U:O3'	1:AA:821:G:P	2.07	1.13
7:AD:24:GLU:HB2	7:AD:112:VAL:HG11	1.14	1.13
1:AA:1325:C:OP1	24:AU:15:ARG:NE	1.80	1.13
48:B0:38:VAL:O	48:B0:40:GLN:HG3	1.42	1.13

*Continued on next page...*



*Continued from previous page...*

Atom-1	Atom-2	Interatomic distance (Å)	Clash overlap (Å)
48:B0:36:ILE:C	48:B0:68:VAL:CG1	2.15	1.13
52:B7:17:GLY:CA	52:B7:44:VAL:HG22	1.66	1.13
53:B8:55:TRP:HZ3	53:B8:59:LYS:CE	1.60	1.13
26:BA:1062:G:H22	55:BK:92:PRO:CG	1.62	1.13
26:BA:2090:G:C5	26:BA:2230:G:O6	2.00	1.13
26:BA:2305:A:C3'	26:BA:2306:C:H5''	1.77	1.13
26:BA:2526:G:C5	26:BA:2527:C:C5	2.36	1.13
26:BA:2709:G:O2'	26:BA:2710:C:H5'	1.46	1.13
31:BH:40:MET:HB2	31:BH:64:HIS:NE2	1.61	1.13
55:BK:37:GLU:HA	55:BK:41:ARG:NH1	1.58	1.13
33:BN:52:GLN:CA	33:BN:55:GLU:CD	2.17	1.13
40:BX:24:LEU:HD11	40:BX:68:LEU:HD22	1.24	1.13
49:B4:42:PHE:O	49:B4:61:LYS:HE3	1.42	1.12
26:BA:747:U:OP1	50:B5:2:ALA:HB3	1.48	1.12
26:BA:1665:A:H4'	34:BO:66:LYS:CE	1.78	1.12
29:BF:215:ALA:O	29:BF:242:GLU:HG3	1.49	1.12
33:BN:13:ASP:CA	33:BN:38:VAL:HG11	1.51	1.12
33:BN:63:ILE:HD12	33:BN:71:TYR:CE2	1.83	1.12
35:BP:65:ASP:CB	35:BP:109:LEU:CB	2.14	1.12
35:BP:124:ASP:O	35:BP:125:PHE:CD2	2.01	1.12
1:AA:976:G:C6	1:AA:361(A):C:C5	2.38	1.12
1:AA:986:A:C2	22:AS:52:TYR:CE2	2.37	1.12
51:B6:35:LEU:O	51:B6:36:GLU:HG3	0.96	1.12
26:BA:2332:U:C1'	26:BA:2336:A:N6	2.11	1.12
26:BA:2432:A:N3	26:BA:2432:A:H2'	1.54	1.12
26:BA:2495:G:H4'	36:BQ:101:MET:CG	1.78	1.12
26:BA:2554:U:H3'	26:BA:2554:U:C6	1.82	1.12
26:BA:2839:G:O2'	43:BR:92:GLY:HA3	1.47	1.12
29:BF:164:ALA:HA	29:BF:232:LEU:HD12	1.14	1.12
29:BF:167:ASP:CG	29:BF:232:LEU:HG	1.69	1.12
29:BF:62:GLY:CA	29:BF:65:ARG:HH21	1.58	1.12
31:BH:44:VAL:CA	31:BH:49:ILE:HG22	1.78	1.12
34:BO:21:VAL:HA	34:BO:41:ALA:HB2	1.29	1.12
26:BA:1162:G:H4'	45:BV:23:GLU:CB	1.76	1.12
39:BW:36:LEU:HD11	39:BW:47:VAL:HG11	1.27	1.12
42:BZ:91:PRO:HD2	42:BZ:127:PRO:HB3	1.23	1.12
1:AA:988:G:H4'	1:AA:1014:A:H61	1.08	1.12
47:B3:1:MET:HE1	47:B3:3:ARG:HD2	1.14	1.12
2:AV:25:C:H4'	26:BA:1923:U:OP2	1.48	1.12
26:BA:2492:U:O2'	26:BA:2493:U:O5'	1.65	1.12
26:BA:2565:A:H5''	26:BA:2566:A:OP2	1.48	1.12

*Continued on next page...*



*Continued from previous page...*

Atom-1	Atom-2	Interatomic distance (Å)	Clash overlap (Å)
26:BA:2570:G:N3	26:BA:2571:C:C5	2.16	1.12
26:BA:2617:C:N3	26:BA:2618:G:C8	2.16	1.12
26:BA:2893:G:HO2'	26:BA:2894:G:C1'	1.49	1.12
42:BZ:69:VAL:HG12	42:BZ:70:GLN:H	1.06	1.12
1:AA:1400:C:C6	2:AV:34:G:N1	2.16	1.12
48:B0:42:GLY:CA	48:B0:66:LYS:HA	1.78	1.12
26:BA:1031:G:H4'	54:B9:8:LYS:CE	1.79	1.12
26:BA:1479:G:H2'	26:BA:1480:G:H8	1.05	1.12
26:BA:2364:C:H1'	48:B0:32:LYS:NZ	1.60	1.12
26:BA:2526:G:C2'	26:BA:2527:C:H5'	1.78	1.12
26:BA:2507:C:C2	26:BA:2583:G:C2	2.37	1.12
29:BF:33:LYS:HA	29:BF:36:ARG:HG3	1.20	1.12
36:BQ:123:ILE:CG2	36:BQ:125:TRP:HB2	1.79	1.12
43:BR:100:LEU:HD23	43:BR:112:ALA:CA	1.80	1.12
37:BS:35:VAL:CA	37:BS:103:ASP:HB3	1.79	1.12
42:BZ:30:VAL:O	42:BZ:31:SER:O	1.68	1.12
48:B0:45:PHE:CZ	48:B0:78:PHE:CD2	2.36	1.12
48:B0:61:ALA:CB	48:B0:81:ILE:HD13	1.79	1.12
47:B3:16:PRO:CB	47:B3:19:GLN:CD	2.17	1.12
26:BA:1031:G:H4'	54:B9:8:LYS:CD	1.80	1.12
26:BA:1799:G:N2	27:BD:153:LEU:CG	2.13	1.12
26:BA:17:G:OP1	50:B5:13:LYS:NZ	1.82	1.12
26:BA:1809:A:H62	49:B4:3:LYS:HG2	1.07	1.12
26:BA:2259:G:N2	26:BA:2282:G:C6	2.12	1.12
26:BA:199:A:C2	26:BA:2433:A:C5	2.37	1.12
26:BA:2530:A:C2'	26:BA:2531:A:H5''	1.79	1.12
26:BA:2741:A:C2'	26:BA:2742:C:H5'	1.79	1.12
26:BA:2822:G:OP1	28:BE:207:GLY:CA	1.97	1.12
26:BA:1545:A:H5'	26:BA:545(A):A:OP2	1.47	1.12
28:BE:180:ILE:CG2	28:BE:186:GLU:O	1.95	1.12
31:BH:42:ILE:O	31:BH:52:THR:CG2	1.96	1.12
31:BH:43:THR:CG2	31:BH:52:THR:HG23	1.78	1.12
32:BI:95:SER:HB2	32:BI:98:ILE:CD1	1.79	1.12
33:BN:75:PRO:HD3	33:BN:136:SER:OG	1.46	1.12
36:BQ:62:GLU:O	36:BQ:63:ALA:O	1.65	1.12
45:BV:50:ASP:H	45:BV:53:LYS:CD	1.62	1.12
40:BX:14:ALA:CA	40:BX:17:ASP:CG	2.17	1.12
40:BX:17:ASP:HA	40:BX:20:PHE:CE1	1.84	1.12
41:BY:9:LYS:HE3	41:BY:13:ARG:NH1	1.64	1.12
48:B0:37:LEU:O	48:B0:40:GLN:HG3	1.49	1.12
47:B3:22:ALA:HA	47:B3:46:ASN:HD21	1.05	1.12

*Continued on next page...*



*Continued from previous page...*

Atom-1	Atom-2	Interatomic distance (Å)	Clash overlap (Å)
26:BA:2474:C:H2'	26:BA:2475:C:H5'	1.31	1.12
26:BA:2633:G:C2	26:BA:2634:G:N7	2.17	1.12
26:BA:558:G:OP2	33:BN:91:LYS:HB3	1.49	1.12
26:BA:974:G:O3'	45:BV:82:ARG:NH2	1.81	1.12
28:BE:256:THR:HA	28:BE:259:HIS:CE1	1.83	1.12
28:BE:74:GLU:CB	28:BE:293:TYR:HE2	1.60	1.12
28:BE:71:THR:HG22	28:BE:299:SER:HB2	1.18	1.12
29:BF:52:ALA:CA	29:BF:55:ARG:HE	1.60	1.12
31:BH:10:ILE:HG22	31:BH:14:VAL:HB	1.31	1.12
49:B4:5:LEU:H	49:B4:5:LEU:HD23	1.07	1.12
51:B6:32:GLN:CB	51:B6:35:LEU:CD1	2.19	1.12
53:B8:23:MET:HE3	53:B8:48:PHE:HD2	0.95	1.12
53:B8:60:LEU:CD2	53:B8:60:LEU:C	2.18	1.12
26:BA:2689:U:H5'	26:BA:2690:C:H5'	1.29	1.12
26:BA:1791:A:OP1	27:BD:210:LYS:HD3	1.36	1.12
29:BF:168:ARG:CZ	29:BF:209:GLY:HA2	1.79	1.12
32:BI:4:ILE:HG22	32:BI:4:ILE:O	1.49	1.12
55:BK:121:LEU:CA	55:BK:125:MET:HE2	1.79	1.12
33:BN:12:VAL:HG13	33:BN:13:ASP:H	1.15	1.12
40:BX:22:ASN:HA	40:BX:68:LEU:HD11	1.21	1.12
41:BY:43:ASN:ND2	41:BY:101:LEU:HD23	1.62	1.12
42:BZ:112:LEU:HD23	42:BZ:113:VAL:H	1.02	1.12
48:B0:39:ARG:O	48:B0:40:GLN:O	1.66	1.12
49:B4:50:LEU:O	49:B4:51:ASP:O	1.67	1.12
49:B4:6:HIS:CG	49:B4:56:VAL:HG23	1.85	1.12
26:BA:2082:A:N6	26:BA:2239:G:O6	1.83	1.12
26:BA:2267:A:C5'	26:BA:2268:A:OP1	1.97	1.12
26:BA:242:G:H3'	53:B8:5:LYS:HZ3	1.12	1.12
28:BE:205:THR:CG2	28:BE:259:HIS:HB2	1.80	1.12
29:BF:167:ASP:O	29:BF:168:ARG:HG3	1.49	1.12
35:BP:144:ASP:C	35:BP:145:LEU:CD1	2.18	1.12
36:BQ:48:ASN:O	36:BQ:121:ASP:HB2	1.47	1.12
41:BY:101:LEU:CD1	41:BY:113:GLU:HB2	1.79	1.12
41:BY:29:ALA:O	41:BY:33:GLU:CD	1.87	1.12
42:BZ:129:ARG:HE	42:BZ:129:ARG:HA	1.09	1.12
1:AA:116:A:H61	1:AA:313:A:H1'	1.08	1.12
48:B0:36:ILE:HB	48:B0:68:VAL:HG11	1.27	1.12
51:B6:40:TYR:O	51:B6:47:HIS:HA	1.47	1.12
26:BA:2332:U:H1'	26:BA:2336:A:N6	1.64	1.12
26:BA:2354:G:N3	48:B0:32:LYS:CE	2.12	1.12
26:BA:2355:C:O3'	48:B0:21:LEU:CD1	1.98	1.12

*Continued on next page...*



*Continued from previous page...*

Atom-1	Atom-2	Interatomic distance (Å)	Clash overlap (Å)
26:BA:2397:G:C6	26:BA:2420:C:C2	2.37	1.12
26:BA:2740:A:O2'	26:BA:2741:A:H5'	1.50	1.12
29:BF:167:ASP:OD2	29:BF:232:LEU:CG	1.96	1.12
30:BG:57:THR:HG22	30:BG:58:VAL:H	1.08	1.12
30:BG:81:GLU:O	30:BG:85:GLN:CG	1.97	1.12
31:BH:10:ILE:HD11	31:BH:49:ILE:CG1	1.78	1.12
32:BI:116:GLU:HG2	32:BI:132:LYS:HE3	1.29	1.12
32:BI:68:LEU:HB3	32:BI:72:LEU:HD11	1.15	1.12
35:BP:128:GLY:HA2	35:BP:132:LYS:HZ2	0.98	1.12
36:BQ:16:ARG:NH1	36:BQ:16:ARG:CB	1.96	1.12
39:BW:23:LEU:O	39:BW:25:ARG:N	1.83	1.12
42:BZ:172:LEU:HG	42:BZ:173:PRO:HD2	1.13	1.12
1:AA:1278:U:OP1	1:AA:1281:U:H5	1.32	1.12
1:AA:986:A:C2	22:AS:52:TYR:HE2	1.68	1.12
26:BA:2232:U:H2'	26:BA:2233:U:H5'	1.14	1.12
26:BA:2391:G:O2'	26:BA:2392:A:H5'	1.47	1.12
28:BE:107:GLU:HB3	28:BE:110:ARG:CZ	1.78	1.12
28:BE:193:PHE:CE2	28:BE:199:ALA:CB	2.31	1.12
26:BA:2052:G:H21	28:BE:245:ARG:HG2	1.08	1.12
26:BA:600:G:H5''	29:BF:27:ARG:NH1	1.64	1.12
32:BI:116:GLU:HG2	32:BI:132:LYS:CE	1.80	1.12
32:BI:141:LEU:CD1	32:BI:142:LYS:O	1.98	1.12
32:BI:29:PHE:O	32:BI:33:GLN:CD	1.86	1.12
42:BZ:105:GLN:HB2	42:BZ:141:MET:SD	1.88	1.12
47:B3:1:MET:SD	47:B3:3:ARG:CG	2.37	1.11
26:BA:2414:G:N3	26:BA:2415:G:C8	2.17	1.11
26:BA:2530:A:H2'	26:BA:2531:A:H5''	1.22	1.11
26:BA:2748:A:C8	26:BA:2749:A:C4	2.38	1.11
27:BD:167:GLU:O	27:BD:170:TYR:CD1	2.01	1.11
28:BE:214:VAL:CG2	28:BE:221:LYS:HZ1	1.63	1.11
29:BF:45:ASP:O	29:BF:46:TYR:CD1	2.03	1.11
29:BF:46:TYR:O	29:BF:92:PRO:O	1.65	1.11
35:BP:112:GLY:C	35:BP:113:GLN:CD	2.09	1.11
42:BZ:91:PRO:HG2	42:BZ:127:PRO:CB	1.80	1.11
3:AW:9:A:N3	3:AW:45:G:H2'	1.65	1.11
54:B9:19:ARG:O	54:B9:22:ARG:HB2	1.47	1.11
26:BA:2570:G:N3	26:BA:2571:C:C6	2.17	1.11
26:BA:2679:A:N3	28:BE:300:VAL:HG13	1.56	1.11
28:BE:70:VAL:HG12	28:BE:71:THR:N	1.38	1.11
29:BF:32:GLY:O	29:BF:35:VAL:CG2	1.96	1.11
55:BK:117:ASN:ND2	55:BK:127:ILE:CD1	2.12	1.11

*Continued on next page...*



*Continued from previous page...*

Atom-1	Atom-2	Interatomic distance (Å)	Clash overlap (Å)
33:BN:10:VAL:HG11	33:BN:36:VAL:HG23	1.24	1.11
35:BP:77:ALA:HB2	35:BP:81:VAL:CG1	1.79	1.11
36:BQ:56:ILE:HG12	36:BQ:113:ALA:O	1.48	1.11
37:BS:106:LEU:O	37:BS:107:ASN:O	1.66	1.11
26:BA:1818:U:O5'	27:BD:155:ARG:HG3	0.94	1.11
26:BA:2315:G:OP1	30:BG:20:LYS:CE	1.96	1.11
26:BA:2431:U:C2	26:BA:2433:A:OP2	2.02	1.11
26:BA:2633:G:C2	26:BA:2634:G:C5	2.37	1.11
26:BA:2678:C:O2	26:BA:2679:A:C1'	1.98	1.11
26:BA:965:C:H4'	26:BA:2273:A:N3	1.63	1.11
27:BD:128:ALA:HB2	27:BD:190:THR:HB	1.22	1.11
28:BE:268:LEU:CD2	28:BE:269:ILE:N	2.13	1.11
55:BK:20:PRO:HG2	55:BK:23:PRO:HG2	1.28	1.11
33:BN:78:ILE:O	33:BN:82:THR:HG23	1.48	1.11
34:BO:99:PHE:CD2	38:BT:24:LYS:CE	2.23	1.11
38:BT:50:GLU:O	38:BT:52:THR:N	1.84	1.11
39:BW:32:ALA:CA	39:BW:35:ILE:CD1	2.27	1.11
1:AA:1224:G:N2	1:AA:1362:C:C2	1.91	1.11
50:B5:44:HIS:HA	50:B5:52:TYR:OH	0.94	1.11
26:BA:2813:A:C2'	26:BA:2814:C:C6	2.14	1.11
27:BD:118:GLY:O	27:BD:129:LEU:CD2	1.98	1.11
27:BD:66:PHE:C	27:BD:67:LYS:CD	2.18	1.11
28:BE:39:GLN:NE2	28:BE:174:LEU:CD1	2.12	1.11
29:BF:51:TYR:C	29:BF:55:ARG:HB3	1.70	1.11
55:BK:9:ILE:CD1	55:BK:31:HIS:CB	2.28	1.11
34:BO:98:ILE:HD11	34:BO:117:LEU:HB2	1.33	1.11
36:BQ:49:VAL:HG23	36:BQ:121:ASP:H	1.14	1.11
45:BV:5:ILE:HD12	45:BV:12:TYR:CZ	1.85	1.11
16:AM:91:ARG:CZ	16:AM:103:THR:HG21	1.80	1.11
52:B7:17:GLY:C	52:B7:44:VAL:HG21	1.70	1.11
26:BA:687:C:O4'	52:B7:4:THR:CG2	1.98	1.11
26:BA:1012:U:O2	33:BN:21:ARG:CZ	1.99	1.11
26:BA:2227:A:C2	26:BA:2228:G:C2	2.37	1.11
26:BA:2287:A:O2'	26:BA:2288:A:OP2	1.67	1.11
26:BA:2482:G:C5	26:BA:2483:C:C5	2.39	1.11
26:BA:2592:G:C8	26:BA:2593:U:H5	1.69	1.11
26:BA:2752:C:N4	26:BA:2753:A:C2	2.19	1.11
31:BH:101:LYS:CG	31:BH:115:GLU:HA	1.78	1.11
55:BK:105:ILE:CG2	55:BK:128:ILE:HG21	1.81	1.11
26:BA:1665:A:C2'	34:BO:66:LYS:HZ1	1.61	1.11
26:BA:2296:U:O4	37:BS:16:ALA:CB	1.98	1.11

*Continued on next page...*



*Continued from previous page...*

Atom-1	Atom-2	Interatomic distance (Å)	Clash overlap (Å)
26:BA:440:G:OP2	41:BY:3:GLN:OE1	1.68	1.11
42:BZ:6:LYS:O	42:BZ:31:SER:HB3	1.26	1.11
49:B4:23:GLU:OE2	49:B4:29:PRO:CB	1.99	1.11
26:BA:1140:C:C4	33:BN:49:ARG:NE	2.18	1.11
26:BA:2330:G:C2'	26:BA:2331:G:H5'	1.81	1.11
26:BA:2356:C:P	48:B0:21:LEU:HD11	1.90	1.11
27:BD:181:ARG:HB3	27:BD:181:ARG:NH1	1.63	1.11
28:BE:303:PRO:HB2	28:BE:307:LEU:CD1	1.80	1.11
2:AV:56:C:O2	30:BG:56:ARG:NE	1.84	1.11
30:BG:29:HIS:CE1	30:BG:64:ARG:NH1	2.17	1.11
31:BH:166:GLU:O	31:BH:167:LEU:HD22	1.45	1.11
55:BK:105:ILE:HG23	55:BK:128:ILE:HG21	1.33	1.11
36:BQ:49:VAL:CG1	36:BQ:119:ASN:O	1.99	1.11
36:BQ:65:ARG:O	36:BQ:68:ALA:HB3	1.46	1.11
37:BS:41:LYS:HD3	37:BS:41:LYS:O	0.96	1.11
44:BU:86:ALA:HB3	44:BU:90:LEU:HD21	1.33	1.11
45:BV:30:GLY:HA3	45:BV:33:VAL:HG21	1.11	1.11
42:BZ:116:VAL:CA	42:BZ:169:VAL:HG22	1.79	1.11
42:BZ:159:THR:HG23	42:BZ:160:LEU:H	0.96	1.11
1:AA:876:G:H1'	11:AH:11:THR:HG21	1.29	1.11
26:BA:969:U:C4'	47:B3:14:GLY:O	1.97	1.11
26:BA:1137:G:OP1	33:BN:60:ARG:NH2	1.82	1.11
26:BA:2295:C:N4	26:BA:2337:G:H1	1.48	1.11
26:BA:2302:G:C6	26:BA:2315:G:C6	2.38	1.11
28:BE:180:ILE:HA	28:BE:183:ASP:CG	1.71	1.11
28:BE:269:ILE:HG23	28:BE:297:LYS:HZ3	0.96	1.11
29:BF:168:ARG:CZ	29:BF:209:GLY:CA	2.28	1.11
30:BG:102:GLY:CA	30:BG:134:LEU:CD1	2.27	1.11
33:BN:12:VAL:CG1	33:BN:13:ASP:H	1.61	1.11
33:BN:38:VAL:O	33:BN:39:VAL:CG1	1.98	1.11
33:BN:15:ARG:CA	33:BN:43:ARG:HG2	1.81	1.11
43:BR:104:ARG:HA	43:BR:105:ARG:HH21	1.04	1.11
40:BX:9:HIS:CE1	40:BX:27:ALA:CA	2.34	1.11
41:BY:14:ALA:HB1	41:BY:15:PRO:CD	1.79	1.11
7:AD:22:LYS:C	7:AD:113:SER:CB	2.19	1.11
1:AA:409:G:OP2	7:AD:22:LYS:HE2	1.48	1.11
26:BA:1953:A:N3	26:BA:2560:C:H1'	1.63	1.11
26:BA:2285:C:H4'	26:BA:2288:A:N6	1.62	1.11
26:BA:2360:A:C8	26:BA:2361:A:C8	2.39	1.11
26:BA:2463:C:C2	26:BA:2464:C:C5	2.39	1.11
26:BA:2526:G:H2'	26:BA:2527:C:H5'	1.11	1.11

*Continued on next page...*



*Continued from previous page...*

Atom-1	Atom-2	Interatomic distance (Å)	Clash overlap (Å)
31:BH:23:VAL:HG12	31:BH:74:MET:HE3	1.15	1.11
36:BQ:42:TYR:O	36:BQ:125:TRP:HH2	1.34	1.11
44:BU:108:ALA:O	44:BU:110:VAL:N	1.82	1.11
45:BV:54:TYR:O	45:BV:56:VAL:N	1.81	1.11
39:BW:29:LEU:HG	39:BW:33:ARG:HD2	1.32	1.11
40:BX:47:VAL:CG1	40:BX:69:SER:HB3	1.79	1.11
41:BY:72:ILE:HG22	41:BY:73:HIS:H	1.12	1.11
42:BZ:3:LEU:HB3	42:BZ:34:LEU:HA	1.11	1.11
3:AW:65:G:C2	3:AW:66:A:H1'	1.86	1.11
49:B4:18:GLY:H	49:B4:33:VAL:HG21	1.10	1.11
50:B5:40:LYS:HE2	50:B5:46:CYS:HB2	1.31	1.11
26:BA:1142:U:O3'	26:BA:142(A):A:P	2.07	1.11
26:BA:2066:C:O2	26:BA:2445:G:N2	1.83	1.11
26:BA:2327:A:N1	26:BA:2328:A:C2	2.19	1.11
26:BA:2334:G:N2	37:BS:12:ARG:HG3	1.65	1.11
31:BH:36:PHE:CD2	31:BH:70:LEU:CD1	2.31	1.11
32:BI:75:LEU:HD13	32:BI:76:THR:H	1.00	1.11
55:BK:109:ALA:HB2	55:BK:128:ILE:CD1	1.80	1.11
35:BP:101:ASP:O	35:BP:102:ASP:OD1	1.67	1.11
26:BA:244:A:O2'	35:BP:56:LYS:HA	1.49	1.11
35:BP:66:VAL:HG12	35:BP:67:ARG:H	1.01	1.11
43:BR:85:PRO:O	43:BR:87:TYR:N	1.83	1.11
45:BV:19:VAL:HG12	45:BV:21:ARG:NH1	1.40	1.11
39:BW:30:GLU:CA	39:BW:33:ARG:CD	2.26	1.11
41:BY:45:GLY:C	41:BY:62:VAL:CG1	2.17	1.11
41:BY:71:VAL:CG2	41:BY:93:THR:H	1.62	1.11
26:BA:2235:G:H2'	26:BA:2236:C:H6	1.01	1.11
26:BA:2331:G:H4'	48:B0:70:ILE:HG12	1.32	1.11
26:BA:2476:A:N7	26:BA:2477:C:C5	2.19	1.11
26:BA:2623:G:N2	26:BA:2624:G:C4	2.19	1.11
30:BG:27:ILE:C	30:BG:69:ILE:HG21	1.71	1.11
35:BP:116:HIS:CD2	35:BP:118:LEU:HD11	1.85	1.11
36:BQ:142:LYS:O	36:BQ:143:VAL:HG22	1.46	1.11
26:BA:994:C:N3	44:BU:53:LYS:HD3	1.63	1.11
45:BV:30:GLY:O	45:BV:63:HIS:HB2	1.49	1.11
42:BZ:168:VAL:O	42:BZ:169:VAL:HG23	0.94	1.11
17:AN:24:CYS:HB2	17:AN:40:CYS:H	1.00	1.10
48:B0:49:GLN:NE2	48:B0:73:GLY:CA	2.10	1.10
28:BE:71:THR:HG23	28:BE:299:SER:HB2	1.31	1.10
28:BE:44:TYR:CE1	28:BE:308:VAL:CA	2.34	1.10
26:BA:2303:G:H5'	30:BG:99:ASP:HB3	1.17	1.10

*Continued on next page...*



*Continued from previous page...*

Atom-1	Atom-2	Interatomic distance (Å)	Clash overlap (Å)
34:BO:77:ILE:CD1	34:BO:77:ILE:C	2.12	1.10
36:BQ:65:ARG:NH2	36:BQ:85:ILE:HB	1.63	1.10
43:BR:19:ALA:O	43:BR:22:ARG:HB3	1.50	1.10
37:BS:32:PRO:HG2	37:BS:100:ALA:CB	1.81	1.10
45:BV:61:VAL:N	45:BV:98:ILE:HD12	1.66	1.10
40:BX:22:ASN:HA	40:BX:68:LEU:CD1	1.80	1.10
41:BY:47:THR:O	41:BY:98:VAL:HG13	1.49	1.10
1:AA:1255:G:O2'	1:AA:1258:G:H1'	1.49	1.10
26:BA:2509:G:C2	26:BA:2580:U:O2	2.03	1.10
26:BA:1783:A:N1	26:BA:2587:A:H2	1.49	1.10
26:BA:2716:U:H2'	26:BA:2717:G:C5'	1.80	1.10
26:BA:2785:C:H1'	28:BE:100:TRP:NE1	1.65	1.10
26:BA:600:G:O2'	29:BF:109:LEU:HD11	1.51	1.10
28:BE:269:ILE:HD12	28:BE:269:ILE:H	0.95	1.10
29:BF:200:PRO:HB3	29:BF:212:VAL:CG1	1.81	1.10
29:BF:47:GLY:C	29:BF:92:PRO:HG2	1.60	1.10
32:BI:92:SER:HA	32:BI:122:ARG:HG3	1.14	1.10
26:BA:994:C:O3'	44:BU:54:LYS:HE2	1.49	1.10
41:BY:51:LEU:CA	41:BY:97:ARG:HH21	1.64	1.10
42:BZ:26:LYS:O	42:BZ:27:GLU:CG	1.98	1.10
3:AW:37:YYG:H101	10:AG:83:ALA:HB1	1.23	1.10
3:AW:65:G:C4	3:AW:66:A:C8	2.39	1.10
51:B6:42:PRO:HG2	51:B6:44:ALA:HB3	1.14	1.10
26:BA:148:C:H2'	26:BA:149:A:C8	1.86	1.10
26:BA:1917:U:H3'	26:BA:1918:A:C8	1.85	1.10
28:BE:214:VAL:CG2	28:BE:221:LYS:NZ	2.12	1.10
29:BF:1:MET:C	29:BF:18:LEU:HG	1.44	1.10
30:BG:102:GLY:HA3	30:BG:134:LEU:CD1	1.81	1.10
30:BG:19:GLU:HB2	30:BG:135:VAL:HG21	1.31	1.10
32:BI:115:ILE:CG1	32:BI:131:VAL:HG13	1.78	1.10
35:BP:128:GLY:HA3	35:BP:132:LYS:HZ3	1.17	1.10
35:BP:69:ILE:HA	35:BP:73:VAL:HG23	1.32	1.10
46:B2:7:GLU:OE2	46:B2:8:ILE:HG13	1.51	1.10
54:B9:14:CYS:HA	54:B9:27:CYS:HB2	1.28	1.10
26:BA:125:G:H3'	52:B7:19:ARG:NH1	1.65	1.10
26:BA:2059:A:C6	26:BA:2503:A:N7	2.03	1.10
26:BA:2287:A:C2	26:BA:2289:G:N9	2.18	1.10
26:BA:2469:A:H8	26:BA:2469:A:H5'	1.15	1.10
26:BA:2556:C:O2'	26:BA:2557:G:H5'	1.49	1.10
26:BA:2848:G:N2	26:BA:2867:G:H1'	1.66	1.10
28:BE:267:ARG:HD3	28:BE:297:LYS:HD3	1.29	1.10

*Continued on next page...*



*Continued from previous page...*

Atom-1	Atom-2	Interatomic distance (Å)	Clash overlap (Å)
32:BI:7:LYS:NZ	32:BI:8:ASP:OD1	1.82	1.10
36:BQ:56:ILE:O	36:BQ:112:ALA:CB	1.99	1.10
44:BU:46:GLU:O	44:BU:49:ASP:HB2	1.50	1.10
44:BU:59:ARG:O	44:BU:62:ILE:N	1.84	1.10
40:BX:24:LEU:CB	40:BX:26:PHE:HZ	1.65	1.10
41:BY:50:VAL:HG12	41:BY:51:LEU:N	1.64	1.10
42:BZ:24:TYR:O	42:BZ:84:TYR:HA	1.47	1.10
26:BA:138:G:H5'	40:BX:43:GLU:HG3	1.17	1.10
26:BA:2552:U:O2	26:BA:2554:U:H5'	1.49	1.10
26:BA:2811:G:N2	26:BA:2891:G:N3	1.84	1.10
26:BA:932:G:C5'	47:B3:24:LYS:HZ3	1.62	1.10
28:BE:39:GLN:CD	28:BE:174:LEU:CD1	2.20	1.10
30:BG:28:GLY:C	30:BG:69:ILE:HD11	1.69	1.10
30:BG:20:LYS:HA	30:BG:76:ARG:HB3	1.20	1.10
55:BK:37:GLU:CG	55:BK:41:ARG:HH12	1.62	1.10
55:BK:37:GLU:HB3	55:BK:41:ARG:NH1	1.46	1.10
33:BN:58:GLU:CA	33:BN:61:VAL:CG2	2.28	1.10
37:BS:31:LYS:HB3	37:BS:32:PRO:HD2	1.14	1.10
41:BY:101:LEU:HD13	41:BY:113:GLU:HB2	1.16	1.10
2:AV:35:A:N1	4:AX:118:C:C4	2.18	1.10
53:B8:26:LYS:CE	53:B8:45:GLY:N	2.13	1.10
26:BA:2197:U:H2'	26:BA:2224:G:H22	1.03	1.10
26:BA:2628:C:H1'	26:BA:2781:A:H2'	1.31	1.10
26:BA:965:C:H5'	26:BA:2273:A:H1'	1.12	1.10
26:BA:1789:A:H4'	27:BD:224:VAL:HG11	1.12	1.10
28:BE:211:GLN:O	28:BE:216:ARG:HD2	0.93	1.10
28:BE:62:ARG:O	28:BE:63:GLU:OE2	1.66	1.10
28:BE:79:ARG:O	28:BE:187:HIS:NE2	1.83	1.10
29:BF:157:LEU:HB2	29:BF:158:GLU:OE2	1.43	1.10
26:BA:2315:G:OP1	30:BG:20:LYS:HD2	1.39	1.10
31:BH:10:ILE:HG21	31:BH:14:VAL:HG11	1.26	1.10
35:BP:77:ALA:HB2	35:BP:81:VAL:HG11	1.19	1.10
37:BS:109:PRO:HA	37:BS:115:VAL:HG11	1.23	1.10
2:AV:56:C:H1'	30:BG:56:ARG:NE	1.62	1.10
53:B8:4:MET:CA	53:B8:5:LYS:NZ	2.13	1.10
53:B8:60:LEU:HD23	53:B8:60:LEU:C	1.69	1.10
26:BA:2094:G:O6	26:BA:2196:C:N4	1.83	1.10
26:BA:2406:U:O4	35:BP:55:GLN:HB2	1.41	1.10
26:BA:2423:U:C6	26:BA:2423:U:H5'	1.87	1.10
26:BA:2438:U:OP1	26:BA:2599:G:O2'	1.68	1.10
26:BA:2677:G:O2'	26:BA:2678:C:H5'	1.51	1.10

*Continued on next page...*



*Continued from previous page...*

Atom-1	Atom-2	Interatomic distance (Å)	Clash overlap (Å)
27:BD:166:LYS:O	27:BD:167:GLU:CD	1.89	1.10
28:BE:263:GLU:CG	28:BE:266:LYS:HE2	1.82	1.10
29:BF:102:LEU:CD2	29:BF:106:GLU:OE1	1.99	1.10
29:BF:37:ALA:HB1	29:BF:102:LEU:HB2	1.25	1.10
33:BN:45:VAL:O	33:BN:46:ILE:HG13	1.48	1.10
43:BR:75:LEU:O	43:BR:77:ARG:N	1.84	1.10
16:AM:94:ARG:C	16:AM:95:GLY:N	2.03	1.10
47:B3:8:LEU:HD23	47:B3:31:LEU:CA	1.68	1.10
52:B7:11:LYS:O	52:B7:13:ALA:N	1.85	1.10
26:BA:2216:G:C2'	26:BA:2217:G:H5'	1.81	1.10
26:BA:2498:C:O2'	26:BA:2499:C:C5'	2.00	1.10
26:BA:2623:G:H21	26:BA:2624:G:C1'	1.64	1.10
26:BA:2722:G:N1	26:BA:2723:C:C4	2.19	1.10
26:BA:617:G:P	29:BF:221:GLU:OE1	2.10	1.10
27:BD:128:ALA:HB2	27:BD:190:THR:CG2	1.56	1.10
32:BI:7:LYS:HB2	32:BI:14:LYS:HE2	1.22	1.10
36:BQ:58:HIS:HA	36:BQ:61:LEU:CD1	1.82	1.10
45:BV:34:GLU:O	45:BV:35:LEU:CD2	2.00	1.10
45:BV:33:VAL:HB	45:BV:63:HIS:CD2	1.87	1.10
40:BX:25:GLN:N	40:BX:25:GLN:OE1	1.83	1.10
46:B2:26:GLU:HG2	46:B2:27:LEU:H	0.94	1.10
26:BA:2052:G:N2	28:BE:245:ARG:HG2	1.65	1.10
26:BA:2227:A:N1	26:BA:2228:G:N1	1.99	1.10
26:BA:2393:A:O2'	26:BA:2394:C:O5'	1.69	1.10
26:BA:2827:C:O2	26:BA:2828:C:C6	2.04	1.10
26:BA:2893:G:O3'	26:BA:2894:G:H4'	1.49	1.10
26:BA:557:U:H4'	33:BN:92:GLN:NE2	1.65	1.10
26:BA:1799:G:O6	27:BD:177:SER:HB2	1.51	1.10
32:BI:43:ASN:O	32:BI:45:LYS:N	1.82	1.10
55:BK:109:ALA:HB2	55:BK:128:ILE:HD11	1.27	1.10
43:BR:100:LEU:HD23	43:BR:112:ALA:C	1.72	1.10
43:BR:36:THR:CG2	43:BR:40:LYS:CB	2.29	1.10
44:BU:44:THR:OG1	45:BV:77:GLY:O	1.70	1.10
41:BY:101:LEU:HD22	41:BY:103:LEU:HG	1.28	1.10
49:B4:15:ILE:N	49:B4:15:ILE:HD12	1.67	1.10
26:BA:2231:C:H5''	49:B4:39:VAL:HG22	1.28	1.10
51:B6:32:GLN:CA	51:B6:35:LEU:HD12	1.82	1.10
26:BA:1080:C:O2	55:BK:127:ILE:CG1	1.99	1.10
26:BA:1827:C:H5'	26:BA:1971:A:H4'	1.33	1.10
26:BA:2225:A:H5''	26:BA:2226:C:H5''	1.33	1.10
26:BA:2565:A:C5'	26:BA:2566:A:OP2	2.00	1.10

*Continued on next page...*



*Continued from previous page...*

Atom-1	Atom-2	Interatomic distance (Å)	Clash overlap (Å)
26:BA:2679:A:H2	28:BE:300:VAL:HG22	0.95	1.10
26:BA:2781:A:H5''	26:BA:2782:G:C5'	1.82	1.10
27:BD:140:VAL:HG22	27:BD:191:VAL:HG12	1.31	1.10
31:BH:90:GLY:HA2	31:BH:159:LYS:CG	1.81	1.10
26:BA:637:A:H8	35:BP:111:ALA:HB2	1.05	1.10
45:BV:31:ASP:O	45:BV:63:HIS:O	1.69	1.10
45:BV:50:ASP:H	45:BV:53:LYS:HE3	0.98	1.10
7:AD:23:GLY:HA2	7:AD:113:SER:N	1.66	1.09
26:BA:2386:C:C1'	48:B0:39:ARG:HH21	1.62	1.09
49:B4:46:GLU:C	49:B4:47:GLU:HG3	1.72	1.09
26:BA:1620:G:O4'	52:B7:1:MET:N	1.84	1.09
54:B9:25:VAL:CG2	54:B9:34:GLN:HB3	1.82	1.09
26:BA:1080:C:O3'	55:BK:126:LYS:HD3	1.50	1.09
26:BA:1161:C:O2'	45:BV:22:VAL:CG1	2.00	1.09
26:BA:2485:G:H5''	36:BQ:144:THR:HG22	1.12	1.09
27:BD:183:ILE:O	27:BD:184:LEU:CD2	1.98	1.09
33:BN:61:VAL:CG1	33:BN:62:ASP:OD1	1.98	1.09
26:BA:2674:G:H4'	34:BO:30:ARG:HG2	1.26	1.09
35:BP:64:ILE:HD12	35:BP:106:VAL:HA	1.16	1.09
43:BR:20:LEU:HD13	43:BR:21:TYR:N	0.78	1.09
44:BU:43:ALA:HB1	45:BV:75:LYS:HB3	1.11	1.09
26:BA:2261:C:OP2	48:B0:14:ARG:HG2	0.94	1.09
48:B0:49:GLN:HE22	48:B0:73:GLY:CA	1.56	1.09
54:B9:25:VAL:CG2	54:B9:34:GLN:CB	2.28	1.09
26:BA:1140:C:C5	33:BN:49:ARG:CG	2.35	1.09
26:BA:2227:A:C6	26:BA:2228:G:C6	2.38	1.09
26:BA:2258:C:H5	26:BA:2426:A:C4'	1.55	1.09
26:BA:2355:C:C5'	48:B0:21:LEU:HD13	1.82	1.09
26:BA:2654:A:H61	26:BA:2667:C:N4	1.48	1.09
26:BA:2722:G:C2	26:BA:2723:C:C4	2.36	1.09
26:BA:2819:G:H3'	26:BA:2821:A:N6	1.67	1.09
26:BA:2720:U:O4	26:BA:2873:A:N6	1.84	1.09
27:BD:66:PHE:CD2	27:BD:67:LYS:HD2	1.87	1.09
29:BF:153:VAL:HG13	29:BF:157:LEU:HD21	1.17	1.09
30:BG:93:LEU:HD13	30:BG:94:ALA:H	1.12	1.09
31:BH:25:VAL:CG1	31:BH:78:VAL:HG21	1.82	1.09
33:BN:15:ARG:HD3	33:BN:43:ARG:CD	1.81	1.09
34:BO:35:ILE:HD11	34:BO:65:THR:HG21	1.11	1.09
36:BQ:125:TRP:O	36:BQ:126:VAL:CG2	2.00	1.09
36:BQ:49:VAL:CG1	36:BQ:50:VAL:H	1.65	1.09
41:BY:43:ASN:HD21	41:BY:103:LEU:CD2	1.65	1.09

*Continued on next page...*



*Continued from previous page...*

Atom-1	Atom-2	Interatomic distance (Å)	Clash overlap (Å)
42:BZ:143:ILE:CG2	42:BZ:144:GLY:H	1.65	1.09
1:AA:986:A:H1'	22:AS:55:LYS:CA	1.83	1.09
7:AD:9:CYS:SG	7:AD:31:CYS:HA	1.91	1.09
3:AW:25:C:O2	3:AW:26:G:H1'	1.50	1.09
52:B7:21:ARG:O	52:B7:24:THR:HG22	1.40	1.09
26:BA:2044:C:N4	26:BA:2624:G:H1	1.50	1.09
26:BA:2683:C:H2'	26:BA:2684:U:H5'	1.33	1.09
28:BE:79:ARG:C	28:BE:187:HIS:NE2	2.04	1.09
29:BF:103:ASN:HB2	29:BF:106:GLU:OE2	1.50	1.09
55:BK:52:MET:HA	55:BK:52:MET:HE3	1.15	1.09
36:BQ:41:THR:O	36:BQ:125:TRP:HZ3	1.33	1.09
43:BR:78:LYS:O	43:BR:82:GLU:CB	1.99	1.09
45:BV:39:PHE:C	45:BV:40:VAL:HG22	1.72	1.09
26:BA:71:A:O2'	40:BX:2:TRP:CZ2	2.05	1.09
46:B2:6:GLN:O	46:B2:9:ARG:N	1.83	1.09
47:B3:48:GLU:O	47:B3:51:ALA:N	1.84	1.09
51:B6:13:GLU:OE1	51:B6:13:GLU:N	1.84	1.09
53:B8:23:MET:HE1	53:B8:48:PHE:HA	1.15	1.09
54:B9:24:LEU:HD13	54:B9:35:ARG:HG3	1.27	1.09
26:BA:2421:G:C5'	51:B6:4:ASP:OD1	2.00	1.09
26:BA:2880:C:H2'	26:BA:2881:C:C5'	1.81	1.09
27:BD:146:LYS:HD2	27:BD:147:PRO:HD2	1.32	1.09
31:BH:17:THR:HB	31:BH:24:THR:OG1	1.51	1.09
34:BO:19:VAL:HG13	34:BO:42:THR:O	1.51	1.09
35:BP:55:GLN:HG3	35:BP:56:LYS:HG2	1.35	1.09
44:BU:59:ARG:CA	44:BU:62:ILE:CG1	1.94	1.09
45:BV:50:ASP:N	45:BV:53:LYS:CE	2.16	1.09
39:BW:32:ALA:HA	39:BW:35:ILE:HG13	1.23	1.09
41:BY:55:PHE:CE2	41:BY:89:ARG:CZ	2.30	1.09
41:BY:74:VAL:N	41:BY:91:LEU:HD11	1.65	1.09
42:BZ:95:SER:OG	42:BZ:122:ILE:CG1	1.99	1.09
26:BA:1031:G:H4'	54:B9:8:LYS:HZ3	1.01	1.09
26:BA:2093:G:C1'	26:BA:2198:A:N1	2.16	1.09
26:BA:2332:U:C1'	26:BA:2336:A:H62	1.63	1.09
26:BA:2546:U:C4'	26:BA:2565:A:C2	2.35	1.09
26:BA:2748:A:N7	26:BA:2749:A:N3	1.99	1.09
26:BA:2815:C:O2	26:BA:2816:C:C6	2.06	1.09
34:BO:63:VAL:HG13	34:BO:102:VAL:HG11	1.14	1.09
34:BO:7:ARG:HD3	34:BO:44:LYS:HE3	1.18	1.09
36:BQ:94:ARG:CZ	36:BQ:105:PHE:O	2.00	1.09
38:BT:37:GLU:CG	38:BT:38:ASN:H	1.65	1.09

*Continued on next page...*



*Continued from previous page...*

Atom-1	Atom-2	Interatomic distance (Å)	Clash overlap (Å)
44:BU:94:VAL:C	44:BU:98:ILE:HD13	1.63	1.09
39:BW:82:LEU:HD23	39:BW:98:LYS:O	0.92	1.09
41:BY:101:LEU:HD22	41:BY:103:LEU:HD11	1.16	1.09
41:BY:101:LEU:CD1	41:BY:112:LEU:HG	1.82	1.09
41:BY:66:ASP:O	41:BY:68:ASP:N	1.85	1.09
42:BZ:4:THR:O	42:BZ:33:ALA:HB1	1.51	1.09
52:B7:30:ILE:CD1	52:B7:33:ARG:CD	2.30	1.09
53:B8:60:LEU:HD23	53:B8:60:LEU:O	1.51	1.09
26:BA:1341:U:O2'	40:BX:53:ASN:HB3	1.52	1.09
26:BA:2195:C:H2'	26:BA:2196:C:O4'	1.51	1.09
26:BA:2251:G:N2	26:BA:2252:G:N3	2.01	1.09
26:BA:2334:G:H21	37:BS:12:ARG:CG	1.65	1.09
26:BA:2815:C:H2'	26:BA:2816:C:H5'	1.17	1.09
27:BD:143:ILE:H	27:BD:143:ILE:HD12	1.11	1.09
28:BE:74:GLU:CB	28:BE:293:TYR:CE2	2.34	1.09
26:BA:321:G:H4'	29:BF:206:ASN:HB3	1.33	1.09
30:BG:93:LEU:CD2	30:BG:106:PHE:CD2	2.35	1.09
34:BO:47:THR:HB	34:BO:48:PRO:HD2	1.18	1.09
34:BO:8:LEU:HB2	34:BO:83:ALA:HA	1.18	1.09
36:BQ:45:GLN:HB3	36:BQ:152:SER:HB3	1.12	1.09
37:BS:60:SER:O	37:BS:88:ALA:HA	1.51	1.09
42:BZ:3:LEU:HD21	42:BZ:38:ALA:CB	1.80	1.09
1:AA:1329:A:H5''	16:AM:26:GLY:N	1.66	1.09
40:BX:3:ASP:OD2	46:B2:24:LYS:HD2	0.92	1.09
26:BA:1364:G:P	49:B4:3:LYS:HG3	1.92	1.09
26:BA:2286:A:H5'	26:BA:2287:A:H4'	1.34	1.09
26:BA:1129:A:C2	26:BA:2570:G:H1'	1.87	1.09
26:BA:600:G:H5''	29:BF:27:ARG:HH11	1.17	1.09
27:BD:89:ASN:O	27:BD:105:ALA:CB	2.01	1.09
28:BE:76:PRO:CB	28:BE:77:PRO:HD3	1.83	1.09
30:BG:38:GLU:HG2	30:BG:41:LEU:HD12	1.19	1.09
26:BA:558:G:OP1	33:BN:91:LYS:O	1.69	1.09
34:BO:98:ILE:CD1	34:BO:117:LEU:HB3	1.81	1.09
37:BS:23:ARG:O	37:BS:33:ARG:NH1	1.86	1.09
44:BU:74:MET:HE1	44:BU:78:THR:HG21	1.28	1.09
45:BV:91:THR:C	45:BV:92:ALA:CA	2.20	1.09
40:BX:14:ALA:HA	40:BX:17:ASP:CG	1.72	1.09
41:BY:43:ASN:HD21	41:BY:103:LEU:HD21	1.01	1.09
41:BY:51:LEU:HD12	41:BY:97:ARG:HG2	1.26	1.09
46:B2:39:ALA:HB3	46:B2:40:PRO:HD3	1.34	1.09
51:B6:41:ASP:HB3	51:B6:47:HIS:H	1.06	1.09

*Continued on next page...*



*Continued from previous page...*

Atom-1	Atom-2	Interatomic distance (Å)	Clash overlap (Å)
26:BA:1612:C:H2'	52:B7:3:ARG:NE	1.11	1.09
26:BA:2309:A:OP2	26:BA:2309:A:O4'	1.66	1.09
26:BA:631:A:C2	26:BA:2416:C:O4'	2.06	1.09
26:BA:2543:G:C2'	26:BA:2544:G:H5'	1.81	1.09
26:BA:2821:A:C2	26:BA:2822:G:C4	2.38	1.09
27:BD:226:GLY:O	27:BD:227:VAL:CG1	2.01	1.09
28:BE:180:ILE:HG21	28:BE:187:HIS:CB	1.82	1.09
26:BA:2682:U:C5	28:BE:48:MET:CE	2.36	1.09
30:BG:98:PHE:CA	30:BG:104:PHE:HD2	1.65	1.09
31:BH:43:THR:HG23	31:BH:52:THR:HG22	1.22	1.09
32:BI:5:PHE:O	32:BI:36:ALA:CB	2.01	1.09
25:BB:89(A):A:N1	36:BQ:52:LYS:NZ	2.01	1.09
37:BS:32:PRO:CG	37:BS:100:ALA:HB1	1.81	1.09
42:BZ:156:GLU:HG2	42:BZ:157:GLY:H	1.00	1.09
1:AA:408:A:H5''	7:AD:22:LYS:O	0.93	1.09
1:AA:979:C:OP1	1:AA:1222:G:O6	1.71	1.09
2:AV:73:A:H3'	2:AV:74:C:P	1.92	1.09
48:B0:52:GLY:O	48:B0:53:MET:CG	2.00	1.09
49:B4:6:HIS:ND1	49:B4:56:VAL:CG2	2.14	1.09
52:B7:30:ILE:O	52:B7:33:ARG:HB2	0.93	1.09
26:BA:2187:G:C2'	26:BA:2188:C:H5'	1.82	1.09
26:BA:2333:A:C1'	26:BA:2335:A:C4	2.35	1.09
26:BA:2415:G:N2	26:BA:2416:C:C1'	2.07	1.09
26:BA:1130:U:H5''	26:BA:2515:C:O2'	1.50	1.09
26:BA:2623:G:N2	26:BA:2624:G:N9	2.01	1.09
26:BA:2771:C:O2	26:BA:2771:C:H2'	1.51	1.09
27:BD:213:LYS:HB3	27:BD:215:LYS:N	1.64	1.09
29:BF:22:PHE:CE2	29:BF:115:LEU:HB3	1.86	1.09
31:BH:113:GLU:OE1	31:BH:114:ILE:N	1.86	1.09
31:BH:101:LYS:HB3	31:BH:114:ILE:O	1.50	1.09
32:BI:7:LYS:HA	32:BI:12:LYS:O	1.47	1.09
33:BN:80:LYS:O	33:BN:83:ILE:HG12	1.53	1.09
34:BO:35:ILE:HD11	34:BO:65:THR:HG22	1.24	1.09
35:BP:57:VAL:CG1	35:BP:58:GLN:H	1.63	1.09
44:BU:99:ALA:CB	44:BU:106:PHE:CE2	2.34	1.09
41:BY:50:VAL:HG12	41:BY:51:LEU:H	0.96	1.09
1:AA:1268:A:C4'	24:AU:20:LYS:CA	2.15	1.09
46:B2:22:ASP:O	46:B2:26:GLU:OE2	1.71	1.09
49:B4:42:PHE:O	49:B4:57:ASP:HA	1.34	1.09
53:B8:16:ILE:HG23	53:B8:21:LYS:C	1.72	1.09
54:B9:25:VAL:HB	54:B9:34:GLN:HB2	1.15	1.09

*Continued on next page...*



*Continued from previous page...*

Atom-1	Atom-2	Interatomic distance (Å)	Clash overlap (Å)
54:B9:4:ARG:O	54:B9:36:GLN:HG2	1.50	1.09
26:BA:1287:A:H8	43:BR:104:ARG:HG2	1.14	1.09
26:BA:2234:G:H2'	26:BA:2235:G:H5'	1.29	1.09
26:BA:2328:A:H2'	26:BA:2329:G:H8	1.17	1.09
26:BA:2618:G:C6	26:BA:2619:C:C5	2.31	1.09
26:BA:1456:G:C2	26:BA:2704:C:N3	2.20	1.09
26:BA:911:A:H2'	36:BQ:16:ARG:HE	1.07	1.09
26:BA:1819:A:OP1	27:BD:154:VAL:HA	1.49	1.09
28:BE:180:ILE:HG21	28:BE:187:HIS:HA	1.14	1.09
26:BA:71:A:O2'	40:BX:2:TRP:HZ2	1.33	1.09
41:BY:57:GLY:CA	41:BY:97:ARG:HH22	1.65	1.09
42:BZ:69:VAL:HG22	42:BZ:81:VAL:HG13	1.15	1.09
2:AV:34:G:H2'	2:AV:35:A:H5''	1.31	1.08
48:B0:42:GLY:HA2	48:B0:66:LYS:HA	1.12	1.08
26:BA:2219:G:H2'	26:BA:2224:G:O5'	1.40	1.08
26:BA:2484:G:N2	26:BA:2485:G:H1'	1.66	1.08
26:BA:2450:A:C5'	26:BA:2497:A:N6	2.15	1.08
26:BA:2048:G:H1	26:BA:2620:C:N4	1.49	1.08
26:BA:2815:C:O2'	26:BA:2816:C:H5''	1.48	1.08
27:BD:128:ALA:CB	27:BD:190:THR:CA	2.25	1.08
28:BE:77:PRO:HB3	28:BE:187:HIS:C	1.73	1.08
29:BF:115:LEU:CG	29:BF:246:ARG:HH22	1.64	1.08
30:BG:22:VAL:O	30:BG:23:VAL:CG1	2.00	1.08
26:BA:2312:U:H5'	30:BG:53:LYS:CB	1.83	1.08
34:BO:22:ILE:HB	34:BO:40:VAL:O	1.52	1.08
35:BP:94:ARG:HD3	35:BP:120:LEU:CB	1.83	1.08
26:BA:911:A:C5	36:BQ:16:ARG:HG3	1.68	1.08
39:BW:30:GLU:N	39:BW:33:ARG:HD2	1.66	1.08
42:BZ:116:VAL:CG2	42:BZ:169:VAL:HG21	1.82	1.08
1:AA:1267:C:O2'	24:AU:20:LYS:HD3	1.50	1.08
40:BX:3:ASP:CA	46:B2:24:LYS:HD3	1.83	1.08
26:BA:126:A:N6	52:B7:18:PHE:CE2	2.21	1.08
26:BA:2093:G:C4	26:BA:2225:A:N6	2.20	1.08
26:BA:2262:U:C2'	26:BA:2263:C:H5'	1.82	1.08
26:BA:2498:C:C2'	26:BA:2499:C:H5''	1.83	1.08
26:BA:2567:G:C2	26:BA:2568:C:C5	2.41	1.08
26:BA:2572:A:H5''	26:BA:2574:G:H5'	1.31	1.08
26:BA:380:U:O2'	49:B4:15:ILE:HB	1.53	1.08
30:BG:49:PRO:HB2	30:BG:72:LYS:H	1.11	1.08
31:BH:15:THR:HG23	31:BH:26:LYS:H	1.18	1.08
26:BA:1012:U:O2	33:BN:21:ARG:NH1	1.85	1.08

*Continued on next page...*



*Continued from previous page...*

Atom-1	Atom-2	Interatomic distance (Å)	Clash overlap (Å)
34:BO:9:LYS:O	34:BO:83:ALA:HB1	1.50	1.08
37:BS:47:LEU:HD12	37:BS:58:LEU:HD21	1.29	1.08
37:BS:63:SER:O	37:BS:67:ALA:O	1.71	1.08
39:BW:58:ALA:HA	39:BW:62:HIS:HB2	1.21	1.08
7:AD:3:ARG:HG3	7:AD:118:ARG:NH1	1.67	1.08
1:AA:1308:U:H5'	16:AM:110:ARG:HH22	1.04	1.08
52:B7:34:ARG:CD	52:B7:42:LEU:HD21	1.78	1.08
53:B8:62:LEU:HB2	53:B8:63:PRO:HD3	1.35	1.08
26:BA:2239:G:H2'	26:BA:2240:C:H6	1.15	1.08
26:BA:2360:A:C8	26:BA:2361:A:H8	1.70	1.08
26:BA:2819:G:H3'	26:BA:2821:A:H62	1.14	1.08
26:BA:911:A:C8	36:BQ:16:ARG:HD2	1.89	1.08
27:BD:131:LEU:HD13	27:BD:171:VAL:HG21	1.24	1.08
28:BE:268:LEU:HD23	28:BE:269:ILE:HD12	1.27	1.08
30:BG:98:PHE:CA	30:BG:104:PHE:CD2	2.35	1.08
31:BH:43:THR:CG2	31:BH:52:THR:HG22	1.77	1.08
34:BO:79:PHE:HA	38:BT:22:VAL:CG2	1.82	1.08
37:BS:102:LEU:HD12	37:BS:129:ILE:HD12	1.27	1.08
39:BW:30:GLU:N	39:BW:33:ARG:CD	2.15	1.08
41:BY:50:VAL:CG1	41:BY:51:LEU:H	1.64	1.08
16:AM:66:LEU:HA	16:AM:70:LEU:HD12	1.26	1.08
26:BA:2021:C:OP2	50:B5:15:LYS:HE2	1.47	1.08
50:B5:11:THR:HG21	50:B5:19:ARG:HH22	1.11	1.08
26:BA:1819:A:H2'	27:BD:177:SER:HA	1.25	1.08
26:BA:2254:C:C2'	26:BA:2255:G:C5'	2.23	1.08
29:BF:236:THR:O	29:BF:239:ALA:N	1.85	1.08
33:BN:95:ARG:CA	33:BN:98:PHE:CE1	2.35	1.08
35:BP:65:ASP:HA	35:BP:109:LEU:H	0.99	1.08
26:BA:2276:G:OP2	36:BQ:104:PRO:HD2	1.52	1.08
44:BU:94:VAL:O	44:BU:98:ILE:HD12	1.31	1.08
45:BV:35:LEU:C	45:BV:60:VAL:HG13	1.72	1.08
45:BV:5:ILE:CG2	45:BV:39:PHE:HA	1.83	1.08
41:BY:79:LEU:HD12	41:BY:80:GLU:H	0.99	1.08
41:BY:71:VAL:HG23	41:BY:93:THR:HG23	1.35	1.08
42:BZ:142:ASN:H	42:BZ:171:VAL:HG21	0.98	1.08
1:AA:541:G:H4'	7:AD:42:GLN:HB2	1.13	1.08
47:B3:8:LEU:HA	47:B3:54:VAL:HG11	1.24	1.08
49:B4:63:PHE:O	49:B4:65:ASP:OD2	1.69	1.08
54:B9:14:CYS:CA	54:B9:27:CYS:CB	2.31	1.08
26:BA:1826:G:OP2	27:BD:227:VAL:CG2	2.00	1.08
26:BA:2391:G:O2'	26:BA:2392:A:OP2	1.70	1.08

*Continued on next page...*



*Continued from previous page...*

Atom-1	Atom-2	Interatomic distance (Å)	Clash overlap (Å)
26:BA:2634:G:H2'	26:BA:2635:C:O5'	1.54	1.08
30:BG:28:GLY:HA2	30:BG:69:ILE:HD12	1.14	1.08
36:BQ:17:ARG:C	36:BQ:18:GLU:HG3	1.62	1.08
36:BQ:28:ILE:HG23	36:BQ:62:GLU:HG2	1.15	1.08
39:BW:79:GLY:O	39:BW:80:PRO:C	1.81	1.08
1:AA:31:G:O2'	1:AA:46:G:H5'	1.54	1.08
1:AA:1286:A:H1'	24:AU:22:ARG:HH21	1.16	1.08
3:AW:45:G:O3'	3:AW:46:G:H5'	1.50	1.08
48:B0:46:LYS:HG2	48:B0:58:THR:H	1.10	1.08
52:B7:30:ILE:CG1	52:B7:33:ARG:HD2	1.81	1.08
53:B8:4:MET:HB2	53:B8:7:HIS:HE1	0.93	1.08
26:BA:2271:G:O2'	26:BA:2272:U:O5'	1.71	1.08
33:BN:48:GLY:O	33:BN:53:ILE:HD13	1.54	1.08
34:BO:14:SER:CB	34:BO:86:ILE:HD12	1.84	1.08
43:BR:84:ALA:HB3	43:BR:85:PRO:CD	1.83	1.08
1:AA:1337:G:HO3'	1:AA:1338:G:P	1.01	1.08
48:B0:35:ASN:O	48:B0:36:ILE:HG12	1.53	1.08
26:BA:1248:G:OP1	44:BU:2:PRO:HB2	1.52	1.08
26:BA:2012:G:OP1	39:BW:98:LYS:CD	2.02	1.08
26:BA:2415:G:C6	26:BA:2416:C:C5	2.38	1.08
26:BA:2579:C:C6	26:BA:2579:C:C5'	2.12	1.08
26:BA:2731:G:H22	26:BA:2732:G:N2	1.47	1.08
26:BA:2805:G:H2'	26:BA:2807:G:O4'	1.54	1.08
26:BA:2745:C:C1'	31:BH:142:GLU:HG3	1.82	1.08
34:BO:98:ILE:HG22	34:BO:99:PHE:H	0.99	1.08
35:BP:132:LYS:H	35:BP:132:LYS:HD2	0.97	1.08
36:BQ:76:GLY:HA3	36:BQ:132:VAL:HG11	1.12	1.08
44:BU:7:GLY:C	44:BU:8:ILE:CD1	2.22	1.08
44:BU:92:ARG:N	44:BU:95:LEU:HD11	1.69	1.08
39:BW:32:ALA:HB1	39:BW:35:ILE:HD12	1.19	1.08
39:BW:66:GLU:CG	39:BW:67:ASP:H	1.66	1.08
5:AB:185:ILE:HG22	5:AB:199:TYR:HB2	1.34	1.08
49:B4:58:LYS:HG2	49:B4:62:ARG:HE	1.12	1.08
26:BA:2457:U:C4	26:BA:2458:G:N3	2.15	1.08
26:BA:2485:G:C2'	26:BA:2486:G:C5'	2.30	1.08
26:BA:2653:U:C2	26:BA:2654:A:C6	2.41	1.08
26:BA:2739:U:C2'	26:BA:2740:A:H5''	1.82	1.08
26:BA:2740:A:C2'	26:BA:2741:A:H5'	1.81	1.08
26:BA:2768:C:H2'	26:BA:2769:C:H5'	1.08	1.08
28:BE:109:ASP:HA	28:BE:112:LEU:HB2	1.36	1.08
28:BE:180:ILE:CG2	28:BE:187:HIS:HB3	1.82	1.08

*Continued on next page...*



*Continued from previous page...*

Atom-1	Atom-2	Interatomic distance (Å)	Clash overlap (Å)
32:BI:7:LYS:CD	32:BI:12:LYS:HZ3	1.50	1.08
55:BK:89:SER:HB2	55:BK:95:LYS:HD3	1.29	1.08
55:BK:93:LYS:HA	55:BK:96:ILE:CD1	1.84	1.08
34:BO:10:VAL:HG21	34:BO:16:ALA:HB3	1.22	1.08
37:BS:116:PHE:O	37:BS:120:GLU:OE1	1.69	1.08
44:BU:21:ALA:CA	44:BU:24:PHE:HZ	1.64	1.08
45:BV:50:ASP:N	45:BV:53:LYS:HE3	1.69	1.08
48:B0:23:VAL:HG12	48:B0:24:LYS:N	1.63	1.08
52:B7:42:LEU:O	52:B7:46:ASP:OD1	1.72	1.08
26:BA:2397:G:C2	26:BA:2420:C:O2	2.04	1.08
26:BA:2544:G:O2'	26:BA:2545:G:H5'	1.50	1.08
26:BA:2570:G:C4	26:BA:2571:C:C5	2.42	1.08
26:BA:782:A:C2	27:BD:229:MET:SD	2.47	1.08
27:BD:73:ILE:HG22	27:BD:95:TYR:HD2	0.91	1.08
31:BH:170:LEU:HD13	31:BH:170:LEU:O	0.92	1.08
55:BK:72:THR:OG1	55:BK:115:ASP:HB3	1.51	1.08
26:BA:1140:C:H41	33:BN:49:ARG:HD2	0.96	1.08
37:BS:34:LEU:HG	37:BS:102:LEU:HA	1.33	1.08
37:BS:49:THR:C	37:BS:52:PRO:N	2.07	1.08
44:BU:28:ARG:HA	44:BU:31:GLN:CB	1.83	1.08
45:BV:61:VAL:HA	45:BV:98:ILE:HG13	1.22	1.08
26:BA:592:G:H2'	53:B8:3:LYS:HE3	1.30	1.08
26:BA:2094:G:C6	26:BA:2196:C:C4	2.40	1.08
26:BA:2616:C:H2'	26:BA:2617:C:H5'	1.15	1.08
26:BA:2674:G:H2'	26:BA:2675:A:H8	1.06	1.08
26:BA:2:G:N2	26:BA:2902:C:C2	2.22	1.08
27:BD:63:ILE:C	27:BD:64:ILE:HG13	1.71	1.08
28:BE:210:THR:HG22	28:BE:255:GLN:HG2	1.13	1.08
28:BE:70:VAL:CG1	28:BE:296:VAL:CA	2.32	1.08
32:BI:115:ILE:HG12	32:BI:131:VAL:CG1	1.82	1.08
32:BI:133:LEU:HD11	32:BI:139:ALA:CB	1.83	1.08
55:BK:90:SER:O	55:BK:91:GLU:CG	2.01	1.08
45:BV:51:ALA:HA	45:BV:54:TYR:HD1	1.16	1.08
39:BW:24:ILE:O	39:BW:25:ARG:O	1.72	1.08
1:AA:1340:A:O2'	2:AV:31:A:C3'	2.00	1.07
26:BA:2494:G:C2	26:BA:2495:G:N7	2.22	1.07
26:BA:2700:C:C3'	26:BA:2701:C:H5''	1.83	1.07
29:BF:22:PHE:CZ	29:BF:115:LEU:CB	2.37	1.07
29:BF:27:ARG:O	29:BF:31:ILE:HG13	1.32	1.07
26:BA:2745:C:C2'	31:BH:142:GLU:OE2	2.01	1.07
55:BK:67:THR:O	55:BK:68:PHE:HD1	1.34	1.07

*Continued on next page...*



*Continued from previous page...*

Atom-1	Atom-2	Interatomic distance (Å)	Clash overlap (Å)
33:BN:10:VAL:HG12	33:BN:36:VAL:HG22	1.34	1.07
36:BQ:25:GLY:O	36:BQ:26:LYS:CG	2.02	1.07
36:BQ:57:ARG:N	36:BQ:61:LEU:HD21	1.69	1.07
40:BX:31:ARG:O	40:BX:32:ALA:O	1.69	1.07
42:BZ:78:PRO:O	42:BZ:79:ILE:HG13	1.54	1.07
1:AA:1313:U:H5	22:AS:4:SER:CB	1.66	1.07
51:B6:28:ARG:NH1	51:B6:28:ARG:CB	2.17	1.07
54:B9:4:ARG:O	54:B9:36:GLN:CB	2.02	1.07
26:BA:2317:C:H5'	30:BG:150:SER:CB	1.83	1.07
26:BA:2258:C:C4	26:BA:2426:A:H1'	1.86	1.07
26:BA:2657:A:H62	26:BA:2664:G:N2	1.50	1.07
26:BA:270(M):U:H4'	26:BA:270(N):G:H4'	1.35	1.07
26:BA:1819:A:H2'	27:BD:177:SER:CB	1.83	1.07
28:BE:210:THR:CA	28:BE:216:ARG:NH2	2.16	1.07
28:BE:200:ASP:CA	28:BE:266:LYS:HD2	1.84	1.07
34:BO:7:ARG:NE	34:BO:44:LYS:HE3	1.68	1.07
26:BA:2278:A:P	36:BQ:20:ILE:HG22	1.93	1.07
36:BQ:28:ILE:HG22	36:BQ:29:ALA:H	1.16	1.07
44:BU:21:ALA:HA	44:BU:24:PHE:HZ	0.94	1.07
45:BV:94:LYS:CA	45:BV:95:ILE:HD12	1.84	1.07
42:BZ:114:ASP:HB2	42:BZ:170:SER:O	1.53	1.07
1:AA:1268:A:C3'	24:AU:20:LYS:HA	1.84	1.07
48:B0:37:LEU:HG	48:B0:68:VAL:HG12	1.29	1.07
50:B5:45:ILE:HG13	50:B5:52:TYR:HE1	0.92	1.07
54:B9:14:CYS:HA	54:B9:27:CYS:HB3	1.17	1.07
26:BA:2315:G:P	30:BG:20:LYS:NZ	2.27	1.07
26:BA:2316:C:H5'	30:BG:142:ALA:HB1	1.36	1.07
26:BA:2531:A:C2'	26:BA:2532:G:C5'	2.31	1.07
26:BA:2701:C:H3'	26:BA:2702:U:C5'	1.84	1.07
26:BA:2869:G:H21	26:BA:2870:C:H1'	1.09	1.07
25:BB:75:G:H1'	42:BZ:22:VAL:HG22	1.28	1.07
27:BD:131:LEU:HD13	27:BD:171:VAL:HG22	1.16	1.07
27:BD:165:GLY:O	27:BD:172:ILE:HB	0.90	1.07
29:BF:194:PHE:HB2	29:BF:211:ASP:O	1.52	1.07
30:BG:36:ASN:O	30:BG:39:ASP:N	1.86	1.07
32:BI:77:VAL:HB	32:BI:142:LYS:O	1.52	1.07
34:BO:25:LEU:HD21	34:BO:40:VAL:CG2	1.73	1.07
34:BO:68:GLY:HA3	34:BO:78:ARG:HE	1.00	1.07
45:BV:61:VAL:HG21	45:BV:97:GLY:HA2	1.27	1.07
42:BZ:96:VAL:HG13	42:BZ:97:PRO:HD2	1.27	1.07
7:AD:22:LYS:C	7:AD:113:SER:HB3	1.73	1.07

*Continued on next page...*



*Continued from previous page...*

Atom-1	Atom-2	Interatomic distance (Å)	Clash overlap (Å)
49:B4:5:LEU:HB2	49:B4:56:VAL:CG1	1.83	1.07
52:B7:36:ALA:O	52:B7:38:GLY:N	1.87	1.07
26:BA:1056:G:O6	26:BA:1101:U:H3'	1.53	1.07
26:BA:1364:G:OP1	49:B4:3:LYS:HG2	1.54	1.07
26:BA:2286:A:H5''	26:BA:2287:A:H5'	1.33	1.07
26:BA:2394:C:C5	26:BA:2395:C:N4	2.20	1.07
26:BA:2470:G:N2	26:BA:2471:C:C6	2.21	1.07
26:BA:2472:G:C2'	26:BA:2475:C:H42	1.66	1.07
26:BA:2554:U:H3'	26:BA:2554:U:H6	1.09	1.07
26:BA:2573:C:H5'	26:BA:2573:C:H6	1.05	1.07
26:BA:2682:U:C6	28:BE:48:MET:HE2	1.89	1.07
26:BA:2819:G:C2	26:BA:2821:A:C8	2.41	1.07
28:BE:240:PRO:HB2	28:BE:243:PRO:HG2	1.35	1.07
29:BF:168:ARG:NH1	29:BF:209:GLY:C	2.08	1.07
31:BH:15:THR:CG2	31:BH:26:LYS:CB	2.27	1.07
26:BA:1059:G:N3	55:BK:127:ILE:CG2	2.17	1.07
33:BN:80:LYS:O	33:BN:84:ARG:HG3	1.54	1.07
43:BR:34:ILE:HG22	43:BR:35:THR:N	1.63	1.07
25:BB:50:G:OP2	37:BS:74:PRO:HG2	0.92	1.07
45:BV:50:ASP:N	45:BV:53:LYS:CD	2.16	1.07
42:BZ:154:LEU:HD13	42:BZ:160:LEU:HD11	1.35	1.07
42:BZ:2:GLU:C	42:BZ:54:ILE:CG2	2.22	1.07
26:BA:931:G:OP1	47:B3:27:GLY:CA	2.03	1.07
26:BA:2358:G:C2	26:BA:2359:C:O4'	2.08	1.07
26:BA:2392:A:C2'	26:BA:2393:A:H5'	1.85	1.07
26:BA:2885:C:C4	26:BA:2886:G:C8	2.42	1.07
26:BA:564:C:OP1	45:BV:79:GLN:CG	2.01	1.07
26:BA:75:G:H4'	46:B2:51:LYS:HZ1	1.11	1.07
29:BF:231:ARG:O	29:BF:232:LEU:CD2	2.02	1.07
29:BF:237:GLU:O	29:BF:239:ALA:N	1.87	1.07
25:BB:42:C:O2'	30:BG:47:GLN:HA	1.52	1.07
30:BG:44:ILE:HG22	30:BG:83:PHE:HE2	1.19	1.07
32:BI:103:GLN:HE21	32:BI:109:LYS:C	1.56	1.07
33:BN:19:MET:HG2	33:BN:46:ILE:HD11	1.35	1.07
33:BN:65:ASN:ND2	33:BN:69:TYR:CE1	2.23	1.07
35:BP:92:ASP:OD1	35:BP:94:ARG:HG3	1.53	1.07
40:BX:51:GLN:O	40:BX:52:VAL:CG2	2.02	1.07
42:BZ:5:ALA:HB3	42:BZ:33:ALA:HA	1.34	1.07
50:B5:4:HIS:HB2	50:B5:5:PRO:HD3	1.37	1.07
52:B7:21:ARG:HB3	52:B7:31:LEU:HD11	1.07	1.07
26:BA:2348:U:H5''	53:B8:42:ARG:HH22	0.98	1.07

*Continued on next page...*



*Continued from previous page...*

Atom-1	Atom-2	Interatomic distance (Å)	Clash overlap (Å)
26:BA:1129:A:N1	26:BA:2570:G:O4'	1.88	1.07
26:BA:2053:G:OP1	28:BE:241:TRP:HA	1.51	1.07
26:BA:2216:G:H2'	26:BA:2217:G:H5'	1.07	1.07
26:BA:2227:A:H2	26:BA:2228:G:C2	1.69	1.07
26:BA:2344:U:O2'	26:BA:2345:G:O5'	1.72	1.07
26:BA:2385:C:N3	26:BA:2386:C:C6	2.23	1.07
26:BA:2584:U:N1	26:BA:2585:U:C5	2.23	1.07
26:BA:2680:C:H5'	28:BE:302:GLY:H	1.17	1.07
26:BA:2689:U:C5	26:BA:2713:A:N6	2.22	1.07
26:BA:2681:C:H5	26:BA:2727:G:N2	1.51	1.07
25:BB:59:A:O3'	25:BB:60:C:O5'	1.70	1.07
29:BF:59:GLU:CB	29:BF:61:PHE:HE2	1.68	1.07
30:BG:44:ILE:O	30:BG:83:PHE:CE2	2.07	1.07
32:BI:7:LYS:CG	32:BI:12:LYS:CD	2.31	1.07
32:BI:77:VAL:HG21	32:BI:141:LEU:HD12	1.14	1.07
33:BN:135:ILE:O	33:BN:139:LEU:HD11	1.53	1.07
35:BP:114:VAL:CG2	35:BP:132:LYS:HB2	1.82	1.07
43:BR:104:ARG:CA	43:BR:105:ARG:HH21	1.68	1.07
26:BA:2334:G:P	37:BS:12:ARG:O	2.12	1.07
26:BA:445:C:H3'	44:BU:3:ARG:NH2	1.68	1.07
44:BU:72:HIS:CE1	44:BU:110:VAL:HG11	1.89	1.07
26:BA:974:G:C8	45:BV:80:TYR:CD1	2.41	1.07
41:BY:31:LEU:O	41:BY:34:GLU:CG	1.98	1.07
1:AA:1268:A:H4'	24:AU:20:LYS:CB	1.82	1.07
2:AV:31:A:O5'	12:AI:127:LYS:HD2	1.34	1.07
16:AM:23:TYR:HE2	16:AM:70:LEU:HD22	0.95	1.07
47:B3:20:LYS:CA	47:B3:23:LEU:CG	2.31	1.07
47:B3:9:VAL:N	47:B3:54:VAL:HG12	1.69	1.07
49:B4:7:PRO:HG2	49:B4:56:VAL:HG11	1.35	1.07
51:B6:14:SER:HB3	51:B6:52:GLU:HA	1.27	1.07
26:BA:594:U:H5'	53:B8:58:MET:HE1	1.29	1.07
26:BA:2249:U:N3	26:BA:2253:G:OP2	1.88	1.07
26:BA:2328:A:C5	26:BA:2329:G:N7	2.23	1.07
26:BA:2574:G:N7	26:BA:2575:C:H5	1.53	1.07
26:BA:2577:A:C2	26:BA:2614:A:C2	2.42	1.07
26:BA:675:A:N3	26:BA:2443:C:O2'	1.87	1.07
25:BB:18:G:OP1	30:BG:149:ARG:HA	1.53	1.07
28:BE:214:VAL:HG21	28:BE:221:LYS:HZ1	0.94	1.07
33:BN:19:MET:HE2	33:BN:19:MET:HA	1.13	1.07
35:BP:110:GLY:O	35:BP:111:ALA:O	1.70	1.07
36:BQ:85:ILE:CG2	36:BQ:122:PHE:CB	2.16	1.07

*Continued on next page...*



*Continued from previous page...*

Atom-1	Atom-2	Interatomic distance (Å)	Clash overlap (Å)
37:BS:41:LYS:NZ	37:BS:68:GLU:OE2	1.86	1.07
26:BA:1151:G:C4'	44:BU:81:ASN:ND2	1.93	1.07
44:BU:94:VAL:O	44:BU:98:ILE:CD1	0.77	1.07
42:BZ:37:LYS:C	42:BZ:40:ASP:OD1	1.91	1.07
42:BZ:69:VAL:HG11	42:BZ:81:VAL:HG22	1.37	1.07
1:AA:1463:C:OP1	38:BT:47:ARG:HG2	1.52	1.07
46:B2:62:GLU:O	46:B2:64:GLY:N	1.87	1.07
26:BA:1364:G:C3'	49:B4:3:LYS:CD	2.32	1.07
51:B6:12:MET:HB2	51:B6:27:ASN:ND2	1.70	1.07
51:B6:45:LYS:O	51:B6:46:LYS:HE2	0.90	1.07
26:BA:2215:G:C2'	26:BA:2216:G:H8	1.65	1.07
26:BA:2468:G:H22	26:BA:2481:G:H2'	1.10	1.07
26:BA:2731:G:C2	26:BA:2732:G:C2	2.42	1.07
26:BA:976:C:OP1	44:BU:48:ARG:NH1	1.88	1.07
29:BF:37:ALA:HB3	29:BF:102:LEU:HD12	1.35	1.07
29:BF:102:LEU:HB3	29:BF:107:ARG:HE	1.07	1.07
32:BI:103:GLN:NE2	32:BI:109:LYS:HA	1.70	1.07
32:BI:77:VAL:HG11	32:BI:143:VAL:HG22	1.08	1.07
33:BN:19:MET:CB	33:BN:46:ILE:CD1	2.32	1.07
33:BN:19:MET:CE	33:BN:19:MET:CA	2.29	1.07
26:BA:1137:G:O2'	33:BN:82:THR:HA	1.52	1.07
34:BO:31:ARG:HB2	34:BO:32:TYR:CE1	1.89	1.07
35:BP:114:VAL:HG21	35:BP:132:LYS:C	1.75	1.07
36:BQ:127:ASN:HB3	36:BQ:128:PRO:HD3	1.08	1.07
38:BT:37:GLU:HG2	38:BT:38:ASN:H	0.91	1.07
39:BW:85:VAL:O	39:BW:86:LEU:CD2	2.03	1.07
42:BZ:116:VAL:HA	42:BZ:169:VAL:HG22	1.11	1.07
42:BZ:40:ASP:HB2	42:BZ:41:ARG:NE	1.70	1.07
54:B9:4:ARG:HA	54:B9:36:GLN:HA	1.29	1.07
26:BA:1248:G:OP1	44:BU:2:PRO:HB3	1.54	1.07
26:BA:1364:G:OP1	49:B4:3:LYS:HG3	1.49	1.07
26:BA:1819:A:OP2	27:BD:153:LEU:HG	1.55	1.07
26:BA:2263:C:O2'	26:BA:2264:C:H5'	1.52	1.07
26:BA:2283:C:N3	26:BA:2284:C:H1'	1.69	1.07
26:BA:2521:C:C2	26:BA:2522:U:C6	2.42	1.07
26:BA:2543:G:C8	26:BA:2544:G:N7	2.21	1.07
26:BA:605:C:O3'	29:BF:103:ASN:ND2	1.88	1.07
26:BA:780:G:N1	27:BD:233:ASP:OD2	1.87	1.07
28:BE:222:ARG:HH11	28:BE:222:ARG:HG3	0.97	1.07
29:BF:223:LEU:O	29:BF:225:PRO:N	1.88	1.07
29:BF:235:PHE:HB3	29:BF:239:ALA:HB1	1.37	1.07

*Continued on next page...*



*Continued from previous page...*

Atom-1	Atom-2	Interatomic distance (Å)	Clash overlap (Å)
31:BH:7:PRO:CD	31:BH:68:ARG:HD3	1.84	1.07
31:BH:36:PHE:CD2	31:BH:70:LEU:HD13	1.86	1.07
26:BA:557:U:H5'	33:BN:92:GLN:HE21	1.17	1.07
26:BA:2684:U:H5'	34:BO:76:TYR:OH	1.52	1.07
43:BR:37:THR:HA	43:BR:111:LEU:HA	1.37	1.07
44:BU:8:ILE:N	44:BU:11:ARG:HD3	1.69	1.07
44:BU:57:PHE:O	44:BU:59:ARG:N	1.88	1.07
45:BV:93:ILE:HG22	45:BV:95:ILE:HD11	1.37	1.07
41:BY:18:GLU:C	41:BY:21:LYS:NZ	2.07	1.07
41:BY:91:LEU:HD23	41:BY:91:LEU:N	1.68	1.07
41:BY:52:ARG:HD2	41:BY:95:ASN:CG	1.74	1.07
48:B0:38:VAL:O	48:B0:40:GLN:CG	1.97	1.07
26:BA:2482:G:C2'	26:BA:2483:C:C5'	2.29	1.07
26:BA:2574:G:C3'	26:BA:2575:C:H6	1.67	1.07
26:BA:2839:G:C4	26:BA:2840:C:C5	2.43	1.07
29:BF:32:GLY:CA	29:BF:35:VAL:CG2	2.33	1.07
36:BQ:67:ALA:H	36:BQ:70:ARG:CZ	1.52	1.07
39:BW:96:ILE:HD12	39:BW:96:ILE:H	0.96	1.07
42:BZ:163:ASP:OD2	42:BZ:164:PRO:CD	0.77	1.07
46:B2:27:LEU:HD11	46:B2:53:ILE:HD13	1.30	1.06
51:B6:8:ILE:N	51:B6:29:ARG:HH21	1.50	1.06
26:BA:2819:G:C3'	26:BA:2821:A:H62	1.68	1.06
26:BA:2785:C:C5'	28:BE:99:VAL:HA	1.84	1.06
31:BH:86:LEU:H	31:BH:131:ILE:HG23	0.94	1.06
33:BN:87:LEU:N	33:BN:87:LEU:HD12	1.70	1.06
35:BP:128:GLY:HA2	35:BP:132:LYS:NZ	1.65	1.06
26:BA:2495:G:H4'	36:BQ:101:MET:HG3	1.35	1.06
42:BZ:91:PRO:CG	42:BZ:127:PRO:CB	2.31	1.06
52:B7:18:PHE:O	52:B7:19:ARG:O	1.72	1.06
26:BA:2386:C:O4'	48:B0:39:ARG:NH2	1.88	1.06
26:BA:2465:C:O2	26:BA:2485:G:N1	1.87	1.06
29:BF:85:LYS:N	29:BF:85:LYS:HD2	1.67	1.06
55:BK:25:GLY:HA2	55:BK:35:ILE:HD13	1.29	1.06
33:BN:21:ARG:O	33:BN:24:SER:OG	1.70	1.06
36:BQ:136:TRP:O	36:BQ:139:ALA:N	1.87	1.06
43:BR:100:LEU:CD2	43:BR:113:LEU:N	2.18	1.06
26:BA:564:C:O4'	44:BU:37:GLN:OE1	1.72	1.06
44:BU:44:THR:HG21	45:BV:78:VAL:HG12	1.36	1.06
39:BW:81:ALA:C	39:BW:82:LEU:HD22	1.75	1.06
48:B0:37:LEU:O	48:B0:40:GLN:CG	2.03	1.06
48:B0:44:LYS:HA	48:B0:64:ASP:OD1	1.52	1.06

*Continued on next page...*



*Continued from previous page...*

Atom-1	Atom-2	Interatomic distance (Å)	Clash overlap (Å)
26:BA:2219:G:C2'	26:BA:2224:G:H5'	1.84	1.06
26:BA:2273:A:C8	26:BA:2274:A:C8	2.43	1.06
26:BA:222:A:N6	26:BA:232:G:N3	2.03	1.06
26:BA:2657:A:N7	26:BA:2664:G:N2	2.03	1.06
27:BD:118:GLY:O	27:BD:129:LEU:HD21	1.49	1.06
27:BD:174:ARG:HG2	27:BD:174:ARG:HH11	0.95	1.06
28:BE:216:ARG:NH1	28:BE:253:GLN:HB3	1.69	1.06
31:BH:101:LYS:HG3	31:BH:115:GLU:HA	1.12	1.06
34:BO:25:LEU:HD22	34:BO:40:VAL:CG2	1.73	1.06
34:BO:7:ARG:NE	34:BO:44:LYS:CD	2.17	1.06
41:BY:63:ILE:HD11	41:BY:75:GLU:N	0.74	1.06
26:BA:1128:A:C6	26:BA:2518:A:N6	2.22	1.06
26:BA:2086:U:N3	26:BA:2233:U:O4	1.88	1.06
26:BA:414:C:N4	26:BA:2409:G:H1	1.53	1.06
26:BA:2458:G:O6	26:BA:2490:G:H2'	1.56	1.06
26:BA:2556:C:O2'	26:BA:2557:G:C5'	2.00	1.06
26:BA:2774:C:OP1	26:BA:2774:C:H4'	1.47	1.06
27:BD:131:LEU:CD1	27:BD:183:ILE:CG2	2.32	1.06
27:BD:175:LEU:CG	27:BD:180:VAL:N	2.11	1.06
28:BE:39:GLN:OE1	28:BE:174:LEU:CD2	2.04	1.06
55:BK:38:PHE:CD2	55:BK:67:THR:CG2	2.38	1.06
37:BS:109:PRO:O	37:BS:116:PHE:CD1	2.08	1.06
44:BU:41:ASN:ND2	44:BU:42:ALA:H	1.53	1.06
26:BA:535:C:C5'	44:BU:53:LYS:CE	2.33	1.06
45:BV:95:ILE:N	45:BV:95:ILE:HD12	1.68	1.06
40:BX:47:VAL:CG1	40:BX:69:SER:OG	2.02	1.06
26:BA:1364:G:H3'	49:B4:3:LYS:HD3	1.25	1.06
26:BA:1943:U:H1'	26:BA:1945:G:H5'	1.32	1.06
26:BA:2093:G:C6	26:BA:2225:A:N7	2.23	1.06
26:BA:2359:C:C4	26:BA:2360:A:C2	2.43	1.06
26:BA:2392:A:H2'	26:BA:2393:A:H5'	1.07	1.06
26:BA:337:C:H3'	26:BA:338:G:H5''	1.09	1.06
27:BD:175:LEU:CD1	27:BD:179:GLU:C	2.23	1.06
31:BH:168:VAL:HG12	31:BH:169:ARG:H	1.20	1.06
32:BI:80:PRO:HB3	32:BI:146:THR:HG23	1.10	1.06
33:BN:31:LEU:O	33:BN:33:GLY:N	1.88	1.06
34:BO:25:LEU:HD12	34:BO:38:VAL:HG12	1.33	1.06
26:BA:974:G:N7	45:BV:80:TYR:CZ	2.23	1.06
40:BX:24:LEU:O	40:BX:26:PHE:HE1	0.72	1.06
42:BZ:67:LYS:NZ	42:BZ:67:LYS:CA	2.18	1.06
51:B6:41:ASP:HB2	51:B6:46:LYS:HZ2	0.90	1.06

*Continued on next page...*



*Continued from previous page...*

Atom-1	Atom-2	Interatomic distance (Å)	Clash overlap (Å)
26:BA:2278:A:H4'	36:BQ:19:TYR:HB3	1.33	1.06
26:BA:2423:U:C6	26:BA:2425:A:C5	2.44	1.06
26:BA:2463:C:O2	26:BA:2464:C:C5	2.09	1.06
26:BA:2645:G:O4'	26:BA:2645:G:OP2	1.74	1.06
26:BA:2808:U:O2	26:BA:2892:A:C6	2.07	1.06
26:BA:446:G:H3'	44:BU:5:LYS:NZ	1.68	1.06
26:BA:674:G:C5'	29:BF:69:HIS:HA	1.86	1.06
31:BH:113:GLU:C	31:BH:113:GLU:OE1	1.93	1.06
31:BH:85:ALA:O	31:BH:148:ARG:NH2	1.68	1.06
32:BI:8:ASP:HA	32:BI:11:GLY:C	1.69	1.06
26:BA:1287:A:H8	43:BR:104:ARG:CG	1.66	1.06
43:BR:20:LEU:HD12	43:BR:21:TYR:CD2	1.88	1.06
26:BA:2021:C:C5	44:BU:25:TRP:CZ2	2.42	1.06
45:BV:65:ARG:O	45:BV:93:ILE:CG2	2.04	1.06
42:BZ:2:GLU:N	42:BZ:54:ILE:HG23	1.67	1.06
46:B2:39:ALA:HB3	46:B2:40:PRO:CD	1.84	1.06
26:BA:126:A:N7	52:B7:18:PHE:CE1	2.23	1.06
26:BA:1818:U:O2	27:BD:153:LEU:HA	1.54	1.06
26:BA:2051:A:N6	26:BA:2614:A:N7	2.04	1.06
26:BA:2527:C:O3'	54:B9:30:VAL:CG1	2.01	1.06
29:BF:98:ARG:O	29:BF:99:SER:O	1.72	1.06
31:BH:93:TYR:CE1	31:BH:106:VAL:O	2.09	1.06
32:BI:133:LEU:HD11	32:BI:139:ALA:HB2	1.37	1.06
55:BK:106:GLU:O	55:BK:110:LYS:HG3	1.56	1.06
33:BN:27:ALA:CA	33:BN:30:ALA:HB2	1.62	1.06
26:BA:994:C:H4'	44:BU:54:LYS:CE	1.84	1.06
42:BZ:69:VAL:HG13	42:BZ:81:VAL:HG22	1.33	1.06
1:AA:1037:C:O3'	1:AA:1038:C:P	2.12	1.06
16:AM:94:ARG:N	16:AM:95:GLY:N	2.04	1.06
26:BA:2320:A:H2	26:BA:2333:A:C4	1.72	1.06
26:BA:2635:C:O2	26:BA:2783:G:N2	1.88	1.06
26:BA:801:G:OP2	29:BF:79:ARG:CD	2.03	1.06
25:BB:57:A:C2	30:BG:17:ARG:NH1	2.24	1.06
29:BF:196:THR:HA	29:BF:236:THR:HG23	1.11	1.06
29:BF:239:ALA:O	29:BF:241:ALA:N	1.89	1.06
31:BH:140:VAL:O	31:BH:143:LEU:CD2	2.03	1.06
33:BN:45:VAL:N	33:BN:132:LEU:CB	2.15	1.06
34:BO:25:LEU:CG	34:BO:38:VAL:O	2.04	1.06
34:BO:25:LEU:HD22	34:BO:40:VAL:HG23	1.08	1.06
36:BQ:142:LYS:HG3	36:BQ:143:VAL:N	1.39	1.06
26:BA:872:A:O2'	36:BQ:31:PHE:HB2	1.56	1.06

*Continued on next page...*



*Continued from previous page...*

Atom-1	Atom-2	Interatomic distance (Å)	Clash overlap (Å)
36:BQ:65:ARG:CZ	36:BQ:85:ILE:HB	1.86	1.06
25:BB:48:A:P	37:BS:107:ASN:ND2	2.29	1.06
41:BY:29:ALA:O	41:BY:30:ASP:O	1.74	1.06
41:BY:43:ASN:HD21	41:BY:101:LEU:HD21	0.90	1.06
1:AA:1260:C:H4'	1:AA:1284:C:C5'	1.85	1.06
26:BA:1525:G:H3'	26:BA:1526:G:P	1.95	1.06
26:BA:2199:A:H3'	26:BA:2205:C:C6	1.90	1.06
26:BA:2350:C:H2'	26:BA:2351:G:H8	1.15	1.06
26:BA:2352:A:H2	48:B0:30:VAL:CG1	1.30	1.06
26:BA:2700:C:H3'	26:BA:2701:C:H5''	1.10	1.06
26:BA:2766:G:C5'	26:BA:2767:C:OP2	2.03	1.06
28:BE:205:THR:O	28:BE:206:LYS:CG	2.01	1.06
30:BG:20:LYS:HA	30:BG:76:ARG:CB	1.86	1.06
35:BP:64:ILE:HB	35:BP:107:LYS:O	1.56	1.06
36:BQ:31:PHE:CE2	36:BQ:85:ILE:O	2.08	1.06
36:BQ:87:LYS:O	36:BQ:88:PHE:CG	2.09	1.06
44:BU:47:TYR:CE2	45:BV:74:TYR:O	2.07	1.06
39:BW:36:LEU:CD1	39:BW:47:VAL:CG1	2.33	1.06
42:BZ:26:LYS:HB2	42:BZ:84:TYR:OH	1.51	1.06
48:B0:61:ALA:O	48:B0:62:LEU:HD12	0.88	1.06
49:B4:46:GLU:OE1	49:B4:54:GLY:HA3	1.54	1.06
26:BA:1525:G:C3'	26:BA:1526:G:P	2.43	1.06
26:BA:2262:U:H2'	26:BA:2263:C:H5'	1.33	1.06
26:BA:2312:U:H5'	30:BG:53:LYS:HA	1.08	1.06
26:BA:2862:G:C2'	26:BA:2863:C:H6	1.66	1.06
26:BA:988:A:OP1	47:B3:11:SER:N	1.89	1.06
27:BD:222:PRO:O	27:BD:224:VAL:HG23	1.56	1.06
31:BH:82:TYR:CE1	31:BH:137:LYS:HG3	1.90	1.06
55:BK:92:PRO:HG3	55:BK:134:SER:O	1.54	1.06
33:BN:52:GLN:HA	33:BN:55:GLU:OE1	1.54	1.06
33:BN:53:ILE:HG23	33:BN:135:ILE:CD1	1.86	1.06
35:BP:67:ARG:O	35:BP:71:GLU:HG2	1.55	1.06
35:BP:69:ILE:HG13	35:BP:70:ASP:N	1.53	1.06
43:BR:77:ARG:HH11	43:BR:77:ARG:CG	1.66	1.06
37:BS:32:PRO:CG	37:BS:100:ALA:CB	2.34	1.06
44:BU:110:VAL:O	44:BU:114:ARG:HG3	1.56	1.06
39:BW:67:ASP:CG	39:BW:68:ARG:H	1.59	1.06
42:BZ:143:ILE:HG22	42:BZ:144:GLY:N	1.63	1.06
1:AA:764:C:H2'	1:AA:765:G:C8	1.91	1.05
3:AW:37:YYG:H241	10:AG:85:TYR:HE2	1.16	1.05
48:B0:58:THR:O	48:B0:60:PHE:N	1.88	1.05

*Continued on next page...*



*Continued from previous page...*

Atom-1	Atom-2	Interatomic distance (Å)	Clash overlap (Å)
26:BA:2396:G:P	49:B4:28:ARG:NH1	2.28	1.05
26:BA:1151:G:H4'	44:BU:81:ASN:CG	1.75	1.05
26:BA:2302:G:O6	26:BA:2315:G:O6	1.72	1.05
26:BA:2527:C:O3'	54:B9:30:VAL:HG12	1.55	1.05
26:BA:2749:A:O4'	31:BH:62:ALA:HB2	0.90	1.05
27:BD:208:GLY:CA	27:BD:211:HIS:NE2	2.19	1.05
28:BE:193:PHE:CE2	28:BE:311:PHE:HD1	1.72	1.05
28:BE:70:VAL:CG1	28:BE:296:VAL:H	1.68	1.05
31:BH:86:LEU:HA	31:BH:148:ARG:CZ	1.84	1.05
35:BP:114:VAL:HG23	35:BP:132:LYS:HB2	1.30	1.05
41:BY:103:LEU:HD23	41:BY:108:ARG:HB3	1.35	1.05
41:BY:28:SER:HB3	41:BY:99:THR:CG2	1.85	1.05
41:BY:84:GLY:O	41:BY:85:GLU:O	1.73	1.05
42:BZ:6:LYS:C	42:BZ:31:SER:CB	2.24	1.05
42:BZ:71:MET:CB	42:BZ:78:PRO:HD3	1.85	1.05
1:AA:1313:U:H5	22:AS:4:SER:HB3	0.96	1.05
1:AA:406:G:H4'	7:AD:5:ILE:HG21	1.29	1.05
16:AM:92:HIS:NE2	16:AM:98:VAL:HG21	1.69	1.05
47:B3:40:THR:HG21	47:B3:43:ILE:HD13	1.17	1.05
51:B6:28:ARG:CZ	51:B6:28:ARG:HB3	1.84	1.05
53:B8:52:LYS:C	53:B8:54:GLU:H	1.60	1.05
26:BA:1665:A:H4'	34:BO:66:LYS:CD	1.85	1.05
26:BA:2384:G:H2'	26:BA:2386:C:OP2	1.52	1.05
26:BA:2488:A:H2'	26:BA:2489:G:H5'	1.15	1.05
26:BA:2615:U:O2'	26:BA:2616:C:C5'	2.03	1.05
26:BA:2838:G:C6	26:BA:2839:G:N7	2.24	1.05
26:BA:2847:U:OP2	26:BA:2847:U:C5	2.08	1.05
26:BA:1820:U:O2	27:BD:200:THR:CG2	2.03	1.05
30:BG:71:ALA:O	30:BG:72:LYS:CD	2.03	1.05
32:BI:68:LEU:HD21	32:BI:108:LEU:HD12	1.29	1.05
35:BP:65:ASP:HB2	35:BP:109:LEU:HB3	1.14	1.05
36:BQ:50:VAL:HG12	36:BQ:51:GLU:H	0.91	1.05
37:BS:98:GLU:HG3	37:BS:99:GLU:H	1.12	1.05
45:BV:5:ILE:O	45:BV:6:GLN:CG	2.02	1.05
45:BV:72:ARG:CA	45:BV:88:GLN:HG2	1.81	1.05
26:BA:25:U:C5'	39:BW:79:GLY:HA3	1.85	1.05
40:BX:24:LEU:CB	40:BX:26:PHE:CZ	2.39	1.05
42:BZ:39:PHE:CA	42:BZ:43:PHE:CD2	2.38	1.05
47:B3:20:LYS:CA	47:B3:23:LEU:HD11	1.86	1.05
49:B4:35:VAL:HG12	49:B4:36:TRP:H	1.22	1.05
54:B9:7:VAL:HG13	54:B9:34:GLN:CG	1.63	1.05

*Continued on next page...*



*Continued from previous page...*

Atom-1	Atom-2	Interatomic distance (Å)	Clash overlap (Å)
26:BA:1697:G:H3'	26:BA:1698:A:C5'	1.85	1.05
26:BA:1966:A:N3	26:BA:2593:U:H5'	1.71	1.05
26:BA:2045:C:N3	26:BA:2624:G:C2	2.23	1.05
26:BA:614:U:H3'	26:BA:615:G:H4'	1.31	1.05
27:BD:131:LEU:CD1	27:BD:171:VAL:CG2	2.34	1.05
28:BE:254:GLY:O	28:BE:255:GLN:O	1.74	1.05
29:BF:102:LEU:HD22	29:BF:103:ASN:H	1.16	1.05
32:BI:59:ALA:HA	32:BI:62:LEU:HD12	1.37	1.05
36:BQ:17:ARG:N	36:BQ:17:ARG:HD3	1.71	1.05
44:BU:7:GLY:O	44:BU:9:VAL:N	1.88	1.05
3:AW:37:YYG:C10	10:AG:83:ALA:HB1	1.87	1.05
47:B3:1:MET:SD	47:B3:1:MET:O	2.14	1.05
49:B4:49:PHE:HZ	49:B4:70:GLY:O	1.28	1.05
26:BA:1031:G:H4'	54:B9:8:LYS:HD3	1.35	1.05
26:BA:1598:C:H5''	40:BX:34:LYS:HG2	1.37	1.05
26:BA:199:A:C6	26:BA:2433:A:N7	2.23	1.05
26:BA:2503:A:H4'	26:BA:2504:U:OP1	1.56	1.05
26:BA:1789:A:O3'	27:BD:224:VAL:HG13	1.55	1.05
29:BF:164:ALA:CB	29:BF:232:LEU:CD1	2.34	1.05
29:BF:164:ALA:HB1	29:BF:232:LEU:HD13	1.39	1.05
31:BH:52:THR:O	31:BH:54:PRO:HD3	1.56	1.05
32:BI:80:PRO:CB	32:BI:146:THR:HG23	1.85	1.05
33:BN:19:MET:HB2	33:BN:45:VAL:O	1.55	1.05
33:BN:77:GLY:O	33:BN:80:LYS:N	1.89	1.05
36:BQ:127:ASN:CB	36:BQ:128:PRO:CD	2.34	1.05
43:BR:33:ARG:HB3	43:BR:115:GLU:HB3	1.39	1.05
44:BU:27:SER:O	44:BU:29:SER:OG	1.72	1.05
26:BA:534:U:O2'	44:BU:49:ASP:OD1	1.74	1.05
44:BU:92:ARG:C	44:BU:95:LEU:CG	2.20	1.05
45:BV:19:VAL:HB	45:BV:21:ARG:NH1	1.68	1.05
41:BY:45:GLY:C	41:BY:62:VAL:HG11	1.75	1.05
41:BY:47:THR:O	41:BY:48:VAL:HG23	1.56	1.05
42:BZ:159:THR:O	42:BZ:160:LEU:CD1	2.04	1.05
42:BZ:2:GLU:CA	42:BZ:54:ILE:HG23	1.85	1.05
42:BZ:37:LYS:HG3	42:BZ:41:ARG:NH1	1.71	1.05
1:AA:671:G:H5'	9:AF:77:ARG:HH21	1.16	1.05
26:BA:2355:C:C3'	48:B0:21:LEU:CD1	2.30	1.05
52:B7:13:ALA:O	52:B7:14:LYS:O	1.74	1.05
53:B8:23:MET:HA	53:B8:23:MET:HE2	1.08	1.05
26:BA:2210:G:O2'	26:BA:2211:G:OP2	1.74	1.05
26:BA:2212:A:O2'	26:BA:2213:U:C5	1.89	1.05

*Continued on next page...*



*Continued from previous page...*

Atom-1	Atom-2	Interatomic distance (Å)	Clash overlap (Å)
26:BA:2380:C:H2'	26:BA:2381:C:C5'	1.86	1.05
26:BA:2470:G:N1	26:BA:2471:C:C4	2.24	1.05
26:BA:2507:C:C2	26:BA:2583:G:N3	2.23	1.05
26:BA:2745:C:H1'	31:BH:142:GLU:CD	1.75	1.05
27:BD:143:ILE:HB	27:BD:152:GLN:C	1.75	1.05
29:BF:24:THR:HB	29:BF:25:PRO:HD2	1.34	1.05
29:BF:91:PRO:HG2	29:BF:92:PRO:HD2	1.08	1.05
29:BF:92:PRO:O	29:BF:96:LYS:HD2	1.50	1.05
35:BP:62:ALA:HB2	35:BP:105:TYR:HB2	1.36	1.05
36:BQ:65:ARG:NH2	36:BQ:122:PHE:CE2	2.24	1.05
44:BU:74:MET:HE2	44:BU:78:THR:HG21	1.06	1.05
40:BX:6:LYS:NZ	40:BX:29:ASP:CA	2.19	1.05
8:AE:78:HIS:HB2	11:AH:104:ARG:HD2	1.36	1.05
51:B6:37:LEU:CD2	51:B6:51:ARG:HA	1.87	1.05
26:BA:1783:A:C2	26:BA:2587:A:C2	2.45	1.05
29:BF:201:SER:O	29:BF:204:ALA:CB	2.03	1.05
31:BH:85:ALA:CA	31:BH:131:ILE:HG21	1.84	1.05
32:BI:3:VAL:HG21	32:BI:21:VAL:HG23	1.11	1.05
55:BK:93:LYS:HD3	55:BK:96:ILE:HD11	1.08	1.05
55:BK:93:LYS:CD	55:BK:96:ILE:HD11	1.85	1.05
43:BR:79:LEU:HD22	43:BR:80:PHE:N	1.69	1.05
44:BU:99:ALA:CB	44:BU:106:PHE:CD2	2.40	1.05
44:BU:74:MET:HE3	44:BU:78:THR:HG21	1.08	1.05
39:BW:75:TYR:CE1	39:BW:104:THR:OG1	2.07	1.05
40:BX:44:GLN:OE1	40:BX:45:TYR:CA	2.03	1.05
41:BY:23:VAL:HG23	41:BY:67:LEU:CD2	1.83	1.05
1:AA:1278:U:H5''	1:AA:1279:A:C5'	1.87	1.05
1:AA:1329:A:O2'	16:AM:24:GLY:HA2	1.57	1.05
47:B3:4:LEU:O	47:B3:36:VAL:HA	1.57	1.05
49:B4:14:ILE:HG21	49:B4:37:SER:OG	1.56	1.05
49:B4:6:HIS:HB2	49:B4:7:PRO:CD	1.85	1.05
26:BA:2286:A:C5'	26:BA:2287:A:C4'	2.33	1.05
26:BA:2389:G:OP1	26:BA:2390:U:H5'	1.55	1.05
26:BA:535:C:O2'	44:BU:53:LYS:HG2	0.88	1.05
27:BD:131:LEU:CD1	27:BD:183:ILE:HG21	1.86	1.05
28:BE:79:ARG:HA	28:BE:186:GLU:HA	1.38	1.05
30:BG:22:VAL:HB	30:BG:24:HIS:NE2	1.69	1.05
32:BI:47:LEU:HD12	32:BI:48:GLU:N	1.70	1.05
26:BA:1140:C:N4	33:BN:49:ARG:CD	2.20	1.05
35:BP:144:ASP:O	35:BP:145:LEU:CD1	2.04	1.05
35:BP:62:ALA:O	35:BP:107:LYS:HD2	0.88	1.05

*Continued on next page...*



*Continued from previous page...*

Atom-1	Atom-2	Interatomic distance (Å)	Clash overlap (Å)
37:BS:56:ASP:O	37:BS:57:THR:HG23	1.55	1.05
39:BW:104:THR:O	39:BW:105:VAL:HG13	1.57	1.05
26:BA:2331:G:C5	26:BA:2332:U:N3	2.24	1.05
26:BA:2406:U:H1'	35:BP:57:VAL:HG22	1.36	1.05
26:BA:2717:G:N2	26:BA:2718:G:C5	2.25	1.05
26:BA:2785:C:C5	26:BA:2786:U:O4	2.10	1.05
26:BA:2819:G:H2'	26:BA:2821:A:N7	1.71	1.05
26:BA:1819:A:OP1	27:BD:154:VAL:CA	2.04	1.05
28:BE:200:ASP:O	28:BE:311:PHE:HA	1.55	1.05
28:BE:201:VAL:HG22	28:BE:311:PHE:HB3	1.38	1.05
28:BE:221:LYS:HE3	28:BE:233:ARG:CA	1.86	1.05
29:BF:34:ALA:HB2	29:BF:110:ALA:HB1	1.11	1.05
32:BI:7:LYS:CA	32:BI:12:LYS:HD3	1.87	1.05
33:BN:18:ILE:O	33:BN:22:VAL:CG2	2.03	1.05
33:BN:19:MET:CB	33:BN:46:ILE:CG1	2.33	1.05
36:BQ:46:VAL:HG12	36:BQ:124:ALA:HB3	1.32	1.05
26:BA:1287:A:C1'	43:BR:104:ARG:HH11	1.70	1.05
37:BS:74:PRO:O	37:BS:75:THR:O	1.73	1.05
44:BU:34:ASN:O	44:BU:38:THR:OG1	1.73	1.05
53:B8:29:LYS:O	53:B8:30:ARG:O	1.75	1.05
26:BA:2286:A:C5'	26:BA:2287:A:C5'	2.30	1.05
26:BA:2355:C:H4'	48:B0:21:LEU:HD12	1.38	1.05
26:BA:2584:U:C2'	26:BA:2585:U:H5	1.69	1.05
26:BA:2647:U:C2'	26:BA:2648:C:H5'	1.87	1.05
26:BA:2781:A:C5'	26:BA:2782:G:O5'	2.04	1.05
26:BA:2785:C:H5''	28:BE:99:VAL:CG2	1.86	1.05
27:BD:131:LEU:N	27:BD:187:CYS:O	1.89	1.05
29:BF:163:HIS:CA	29:BF:166:ILE:HG13	1.87	1.05
29:BF:196:THR:HA	29:BF:236:THR:HG21	1.36	1.05
26:BA:452:G:P	29:BF:55:ARG:HH22	1.79	1.05
30:BG:24:HIS:O	30:BG:25:MET:CG	2.05	1.05
26:BA:2313:C:OP1	30:BG:51:ARG:HD3	1.52	1.05
26:BA:2275:C:O2	36:BQ:103:ALA:HB3	1.57	1.05
43:BR:79:LEU:HD23	43:BR:79:LEU:C	1.61	1.05
44:BU:89:ASP:O	44:BU:90:LEU:HD23	1.57	1.05
40:BX:3:ASP:HA	46:B2:24:LYS:CD	1.85	1.05
42:BZ:20:ALA:O	42:BZ:34:LEU:HD21	1.55	1.05
48:B0:43:THR:HG21	48:B0:75:GLY:HA3	1.07	1.05
52:B7:30:ILE:CA	52:B7:33:ARG:CG	2.31	1.05
26:BA:2198:A:N1	26:BA:2225:A:N6	2.04	1.05
26:BA:2364:C:H5''	48:B0:38:VAL:CG1	1.87	1.05

*Continued on next page...*



*Continued from previous page...*

Atom-1	Atom-2	Interatomic distance (Å)	Clash overlap (Å)
26:BA:2405:G:N2	26:BA:2413:G:C6	2.25	1.05
26:BA:2485:G:C2	26:BA:2486:G:H1'	1.91	1.05
26:BA:1566:A:C6	27:BD:212:HIS:ND1	2.23	1.05
28:BE:205:THR:OG1	28:BE:257:GLY:C	1.95	1.05
29:BF:4:THR:O	29:BF:139:VAL:CG2	2.04	1.05
29:BF:157:LEU:O	29:BF:159:ALA:N	1.89	1.05
29:BF:1:MET:C	29:BF:18:LEU:CG	2.23	1.05
29:BF:219:ASN:C	29:BF:222:ASP:HB2	1.75	1.05
35:BP:112:GLY:O	35:BP:113:GLN:CD	1.95	1.05
26:BA:1218:C:OP2	44:BU:15:LYS:NZ	1.88	1.05
39:BW:90:ARG:HB2	39:BW:90:ARG:CZ	1.82	1.05
40:BX:33:SER:CA	40:BX:37:VAL:HG23	1.87	1.05
42:BZ:114:ASP:CB	42:BZ:170:SER:O	2.05	1.05
3:AW:65:G:C2	3:AW:66:A:N9	2.25	1.04
2:AV:35:A:C2	4:AX:118:C:O2	1.93	1.04
3:AW:74:C:OP1	49:B4:22:MET:HE2	1.54	1.04
26:BA:1665:A:H5''	34:BO:66:LYS:HD3	1.34	1.04
26:BA:2094:G:N1	26:BA:2196:C:N3	2.03	1.04
26:BA:2228:G:C8	26:BA:2229:C:C5	2.45	1.04
26:BA:2309:A:H4'	26:BA:2309:A:OP2	1.50	1.04
26:BA:2385:C:O2	26:BA:2386:C:C6	2.09	1.04
26:BA:729:G:C6	27:BD:207:ALA:HA	1.93	1.04
27:BD:146:LYS:CD	27:BD:147:PRO:CD	2.25	1.04
27:BD:175:LEU:HG	27:BD:179:GLU:O	0.88	1.04
27:BD:175:LEU:HG	27:BD:180:VAL:N	1.71	1.04
29:BF:163:HIS:O	29:BF:166:ILE:CG1	2.05	1.04
30:BG:29:HIS:N	30:BG:69:ILE:CD1	2.15	1.04
32:BI:98:ILE:HG22	32:BI:99:ALA:N	1.69	1.04
33:BN:53:ILE:HG23	33:BN:135:ILE:HD11	1.38	1.04
34:BO:77:ILE:HD13	34:BO:78:ARG:CA	1.86	1.04
43:BR:34:ILE:HG23	43:BR:35:THR:H	1.23	1.04
46:B2:29:ASN:O	46:B2:34:GLN:CG	2.05	1.04
49:B4:23:GLU:OE2	49:B4:29:PRO:HB3	1.56	1.04
26:BA:2227:A:C2	26:BA:2228:G:C4	2.45	1.04
26:BA:2234:G:N1	26:BA:2235:G:C5	2.25	1.04
26:BA:2268:A:C4'	26:BA:2268:A:OP1	2.03	1.04
26:BA:2572:A:H5''	26:BA:2574:G:C5'	1.87	1.04
26:BA:2810:A:N7	26:BA:2811:G:N9	2.04	1.04
27:BD:118:GLY:C	27:BD:129:LEU:HD21	1.78	1.04
27:BD:85:ASN:CG	27:BD:86:ARG:CZ	2.26	1.04
29:BF:34:ALA:CB	29:BF:110:ALA:CB	2.34	1.04

*Continued on next page...*



*Continued from previous page...*

Atom-1	Atom-2	Interatomic distance (Å)	Clash overlap (Å)
29:BF:200:PRO:CB	29:BF:212:VAL:HG11	1.86	1.04
32:BI:133:LEU:CD1	32:BI:139:ALA:CB	2.35	1.04
38:BT:37:GLU:HG2	38:BT:38:ASN:N	1.60	1.04
44:BU:65:ILE:HD13	44:BU:96:ALA:HB2	1.05	1.04
26:BA:30:G:OP1	44:BU:8:ILE:HD11	0.87	1.04
45:BV:60:VAL:O	45:BV:98:ILE:HB	0.88	1.04
41:BY:63:ILE:HG12	41:BY:75:GLU:CD	1.78	1.04
41:BY:78:THR:HA	41:BY:89:ARG:HG3	1.07	1.04
1:AA:410:G:OP2	7:AD:25:ARG:NE	1.89	1.04
51:B6:37:LEU:HD23	51:B6:51:ARG:HA	1.08	1.04
26:BA:1799:G:C6	27:BD:177:SER:HB2	1.91	1.04
26:BA:2385:C:C2	26:BA:2386:C:C6	2.45	1.04
26:BA:2785:C:O2	28:BE:100:TRP:CD1	2.09	1.04
27:BD:208:GLY:HA3	27:BD:210:LYS:NZ	1.69	1.04
28:BE:271:ILE:HD13	28:BE:294:THR:HG22	1.34	1.04
31:BH:102:LEU:HD23	31:BH:114:ILE:O	1.56	1.04
35:BP:117:GLU:HA	35:BP:136:ALA:O	1.57	1.04
35:BP:66:VAL:O	35:BP:68:GLU:N	1.91	1.04
35:BP:95:ASP:O	35:BP:96:VAL:O	1.75	1.04
36:BQ:41:THR:CG2	36:BQ:126:VAL:HA	1.85	1.04
26:BA:2376:A:H2	37:BS:102:LEU:HD22	1.15	1.04
44:BU:8:ILE:HA	44:BU:11:ARG:HD3	1.06	1.04
44:BU:92:ARG:O	44:BU:95:LEU:HG	0.89	1.04
1:AA:355:C:H1'	1:AA:388:G:H2'	1.38	1.04
1:AA:815:A:O2'	1:AA:1527:C:H1'	1.57	1.04
49:B4:6:HIS:HB2	49:B4:7:PRO:HD3	1.32	1.04
54:B9:7:VAL:HG13	54:B9:34:GLN:HG2	1.21	1.04
26:BA:2742:C:H5''	54:B9:35:ARG:HH12	1.17	1.04
26:BA:2852:G:C2	26:BA:2853:C:N3	2.26	1.04
27:BD:130:PRO:HB3	27:BD:186:LYS:O	1.55	1.04
28:BE:180:ILE:HA	28:BE:183:ASP:OD2	0.87	1.04
28:BE:221:LYS:HE3	28:BE:233:ARG:HA	1.09	1.04
28:BE:45:LYS:HZ1	28:BE:303:PRO:CD	1.70	1.04
30:BG:19:GLU:OE1	30:BG:135:VAL:HA	1.57	1.04
32:BI:145:VAL:HG12	32:BI:146:THR:H	0.90	1.04
55:BK:25:GLY:O	55:BK:35:ILE:HD11	1.57	1.04
33:BN:95:ARG:CA	33:BN:98:PHE:CD1	2.40	1.04
35:BP:94:ARG:HD3	35:BP:120:LEU:CG	1.85	1.04
36:BQ:142:LYS:HE2	36:BQ:143:VAL:N	1.70	1.04
37:BS:72:GLU:HB3	37:BS:74:PRO:HD2	1.35	1.04
44:BU:6:THR:O	44:BU:7:GLY:O	1.74	1.04

*Continued on next page...*



*Continued from previous page...*

Atom-1	Atom-2	Interatomic distance (Å)	Clash overlap (Å)
45:BV:11:GLN:HE22	45:BV:22:VAL:HG21	1.12	1.04
42:BZ:120:LEU:CD2	42:BZ:120:LEU:H	1.70	1.04
9:AF:95:GLU:HB2	9:AF:96:PRO:CD	1.88	1.04
1:AA:551:U:H5'	15:AL:119:LYS:HE2	1.39	1.04
2:AV:40:C:H2'	2:AV:41:U:H5''	1.36	1.04
48:B0:43:THR:CG2	48:B0:75:GLY:CA	2.31	1.04
52:B7:27:GLY:O	52:B7:31:LEU:HG	1.57	1.04
26:BA:2459:A:C8	26:BA:2460:U:C6	2.44	1.04
31:BH:41:THR:CG2	31:BH:52:THR:HB	1.86	1.04
32:BI:37:ILE:HG23	32:BI:38:GLU:H	1.21	1.04
33:BN:51:GLU:O	33:BN:53:ILE:N	1.90	1.04
26:BA:998:C:H5''	44:BU:84:LYS:HZ1	1.14	1.04
40:BX:44:GLN:OE1	40:BX:45:TYR:CB	2.06	1.04
41:BY:101:LEU:HD21	41:BY:103:LEU:CD2	1.81	1.04
51:B6:38:LYS:O	51:B6:50:PHE:CB	2.04	1.04
26:BA:1076:C:O2'	55:BK:91:GLU:HB3	1.55	1.04
26:BA:2543:G:O2'	26:BA:2544:G:H5'	1.57	1.04
26:BA:2484:G:H1'	36:BQ:142:LYS:HZ2	1.18	1.04
43:BR:38:VAL:CB	43:BR:39:PRO:CD	2.22	1.04
45:BV:4:ILE:HG12	45:BV:13:ARG:HA	1.10	1.04
39:BW:32:ALA:CA	39:BW:35:ILE:HD12	1.85	1.04
3:AW:39:PSU:H4'	14:AK:54:ARG:HH22	1.15	1.04
47:B3:3:ARG:HD3	47:B3:60:GLU:HB3	1.35	1.04
52:B7:13:ALA:O	52:B7:16:HIS:O	1.73	1.04
26:BA:2009:G:H5''	39:BW:41:LYS:CD	1.72	1.04
26:BA:2287:A:O2'	26:BA:2288:A:P	2.14	1.04
26:BA:2739:U:C2'	26:BA:2740:A:C5'	2.35	1.04
28:BE:218:GLY:O	28:BE:219:VAL:HG22	1.56	1.04
55:BK:32:GLY:O	55:BK:60:VAL:CG1	2.05	1.04
26:BA:557:U:C4'	33:BN:92:GLN:HE21	1.71	1.04
43:BR:107:ASP:OD1	43:BR:109:ALA:N	1.90	1.04
38:BT:36:CYS:O	38:BT:37:GLU:O	1.74	1.04
44:BU:44:THR:HG23	45:BV:77:GLY:O	1.55	1.04
44:BU:44:THR:CB	45:BV:77:GLY:O	2.05	1.04
39:BW:36:LEU:CD1	39:BW:47:VAL:HG12	1.88	1.04
25:BB:103:U:O2'	42:BZ:67:LYS:HG2	1.54	1.04
26:BA:2264:C:H2'	26:BA:2265:U:O5'	1.56	1.04
26:BA:2327:A:C2	26:BA:2328:A:C2	2.46	1.04
26:BA:2520:C:O2	26:BA:2521:C:C6	2.11	1.04
26:BA:2573:C:O5'	26:BA:2574:G:OP1	1.75	1.04
26:BA:2762:G:C5	26:BA:2763:G:C5	2.45	1.04

*Continued on next page...*



*Continued from previous page...*

Atom-1	Atom-2	Interatomic distance (Å)	Clash overlap (Å)
26:BA:2808:U:O3'	26:BA:2810:A:OP1	1.73	1.04
26:BA:2881:C:O2'	26:BA:2882:A:O5'	1.76	1.04
26:BA:806:C:O2'	26:BA:2445:G:O4'	1.73	1.04
31:BH:23:VAL:HG12	31:BH:74:MET:CE	1.87	1.04
38:BT:50:GLU:CA	38:BT:55:ALA:HB3	1.88	1.04
26:BA:25:U:C4'	39:BW:79:GLY:HA2	1.88	1.04
49:B4:18:GLY:H	49:B4:33:VAL:CG2	1.70	1.04
26:BA:1620:G:H1'	52:B7:1:MET:N	1.70	1.04
26:BA:2570:G:C2'	26:BA:2571:C:C6	2.38	1.04
26:BA:2678:C:O2	26:BA:2679:A:C8	2.09	1.04
26:BA:1709:U:O2'	26:BA:2859:G:N3	1.89	1.04
28:BE:222:ARG:CD	28:BE:232:ARG:C	2.25	1.04
55:BK:67:THR:O	55:BK:68:PHE:CD1	2.09	1.04
35:BP:77:ALA:CA	35:BP:81:VAL:CB	2.07	1.04
36:BQ:56:ILE:O	36:BQ:112:ALA:HB1	1.54	1.04
36:BQ:45:GLN:OE1	36:BQ:153:PRO:CD	2.06	1.04
36:BQ:94:ARG:HD3	36:BQ:106:GLY:CA	1.88	1.04
39:BW:55:ALA:HA	39:BW:107:LEU:CD1	1.87	1.04
41:BY:31:LEU:CD2	41:BY:31:LEU:H	1.68	1.04
41:BY:87:VAL:CG1	41:BY:88:PRO:HD2	1.87	1.04
42:BZ:90:GLU:N	42:BZ:91:PRO:HD2	1.67	1.04
1:AA:1318:A:H5'	22:AS:10:PHE:CB	1.88	1.04
49:B4:68:ARG:HD3	49:B4:72:LYS:HG2	1.39	1.04
26:BA:1364:G:O5'	49:B4:3:LYS:CD	2.04	1.04
26:BA:2316:C:H5'	30:BG:151:ILE:HD11	1.10	1.04
28:BE:42:ALA:H	28:BE:189:MET:HE1	1.16	1.04
31:BH:90:GLY:HA2	31:BH:159:LYS:HG3	1.05	1.04
34:BO:101:PRO:HB2	34:BO:122:ILE:CD1	1.86	1.04
36:BQ:27:GLY:O	36:BQ:62:GLU:OE2	1.74	1.04
43:BR:36:THR:HG22	43:BR:40:LYS:HB2	1.36	1.04
39:BW:76:VAL:CG2	39:BW:102:HIS:O	2.06	1.04
39:BW:66:GLU:HG2	39:BW:67:ASP:H	1.18	1.04
40:BX:28:VAL:HG22	40:BX:62:LYS:O	1.58	1.04
40:BX:6:LYS:CB	40:BX:27:ALA:O	2.05	1.04
42:BZ:112:LEU:HD13	42:BZ:142:ASN:HA	1.06	1.04
42:BZ:91:PRO:CB	42:BZ:127:PRO:HA	1.88	1.04
42:BZ:91:PRO:HB2	42:BZ:127:PRO:HA	1.09	1.04
2:AV:31:A:H5'	12:AI:127:LYS:CG	1.88	1.03
3:AW:23:A:OP2	3:AW:45:G:O6	1.74	1.03
48:B0:70:ILE:O	48:B0:71:ASN:O	1.75	1.03
49:B4:10:VAL:H	49:B4:11:PRO:HD3	1.13	1.03

*Continued on next page...*



*Continued from previous page...*

Atom-1	Atom-2	Interatomic distance (Å)	Clash overlap (Å)
26:BA:2253:G:O2'	26:BA:2254:C:O5'	1.76	1.03
26:BA:2320:A:C2	26:BA:2333:A:C4	2.44	1.03
26:BA:2320:A:C2	26:BA:2333:A:N3	2.23	1.03
26:BA:2485:G:O2'	26:BA:2486:G:H5'	0.86	1.03
26:BA:2615:U:H3	50:B5:8:LYS:HG2	1.13	1.03
26:BA:325:G:H21	41:BY:7:GLN:NE2	1.55	1.03
26:BA:527:C:C2'	33:BN:95:ARG:NH1	2.20	1.03
26:BA:2731:G:OP1	28:BE:265:ASN:CB	2.03	1.03
28:BE:299:SER:OG	28:BE:301:PRO:HD3	1.58	1.03
32:BI:141:LEU:HD13	32:BI:142:LYS:N	1.71	1.03
55:BK:73:PRO:HG2	55:BK:78:LEU:CD1	1.87	1.03
43:BR:36:THR:HG23	43:BR:40:LYS:CD	1.87	1.03
45:BV:4:ILE:HD11	45:BV:13:ARG:CG	1.87	1.03
42:BZ:6:LYS:C	42:BZ:31:SER:HB3	1.76	1.03
1:AA:1320:C:H1'	22:AS:73:GLU:HG2	1.09	1.03
1:AA:1285:A:OP2	24:AU:24:ARG:HG2	1.57	1.03
48:B0:38:VAL:HA	48:B0:40:GLN:CD	1.79	1.03
26:BA:2804:C:C5	26:BA:2805:G:C6	2.46	1.03
27:BD:68:ARG:HH21	27:BD:128:ALA:HB3	1.22	1.03
27:BD:66:PHE:O	27:BD:66:PHE:CG	2.08	1.03
31:BH:87:GLU:OE2	31:BH:162:ARG:HB2	1.58	1.03
32:BI:121:ILE:HG22	32:BI:122:ARG:N	1.67	1.03
37:BS:23:ARG:NH2	37:BS:35:VAL:HG21	1.72	1.03
26:BA:446:G:H3'	44:BU:5:LYS:HZ1	0.91	1.03
45:BV:59:GLU:CD	45:BV:99:GLN:HA	1.77	1.03
45:BV:70:TYR:O	45:BV:71:ILE:O	1.75	1.03
1:AA:1278:U:H5''	1:AA:1279:A:C4'	1.89	1.03
48:B0:65:GLY:HA2	48:B0:66:LYS:HZ2	1.20	1.03
51:B6:29:ARG:O	51:B6:31:THR:N	1.91	1.03
26:BA:1131:G:N1	33:BN:69:TYR:CE1	2.25	1.03
26:BA:2620:C:O2'	26:BA:2621:A:O5'	1.70	1.03
26:BA:2741:A:H2'	26:BA:2742:C:H6	1.16	1.03
26:BA:2839:G:C5	26:BA:2840:C:C5	2.46	1.03
26:BA:1818:U:C3'	27:BD:155:ARG:HG2	1.89	1.03
27:BD:211:HIS:ND1	27:BD:212:HIS:HD2	1.56	1.03
30:BG:21:VAL:CG1	30:BG:132:VAL:CB	2.33	1.03
30:BG:29:HIS:HB3	30:BG:69:ILE:HG12	1.39	1.03
30:BG:53:LYS:CG	30:BG:54:ALA:H	1.71	1.03
34:BO:22:ILE:HG13	34:BO:41:ALA:HA	1.38	1.03
43:BR:100:LEU:HD23	43:BR:113:LEU:N	1.73	1.03
43:BR:58:GLY:CA	43:BR:80:PHE:HE2	1.63	1.03

*Continued on next page...*



*Continued from previous page...*

Atom-1	Atom-2	Interatomic distance (Å)	Clash overlap (Å)
41:BY:31:LEU:N	41:BY:31:LEU:HD23	1.65	1.03
3:AW:72:C:O2'	3:AW:73:A:O4'	1.74	1.03
26:BA:2385:C:O2'	48:B0:39:ARG:CZ	2.05	1.03
48:B0:66:LYS:N	48:B0:66:LYS:HD2	1.67	1.03
26:BA:2314:C:O2'	26:BA:2315:G:O5'	1.75	1.03
26:BA:2320:A:N3	26:BA:2333:A:C5	2.25	1.03
26:BA:2468:G:O2'	26:BA:2469:A:H5'	1.56	1.03
26:BA:1952:A:H1'	26:BA:2560:C:O2'	1.56	1.03
26:BA:2783:G:C6	26:BA:2784:C:N4	2.25	1.03
26:BA:2880:C:C2'	26:BA:2881:C:H5'	1.87	1.03
27:BD:74:PRO:CG	27:BD:96:ALA:CB	2.26	1.03
30:BG:12:GLU:OE1	30:BG:12:GLU:O	1.76	1.03
55:BK:97:VAL:HA	55:BK:99:LYS:HZ1	1.22	1.03
34:BO:45:ASP:HA	34:BO:54:LYS:HG3	1.40	1.03
43:BR:100:LEU:HD23	43:BR:112:ALA:HA	1.35	1.03
43:BR:36:THR:CG2	43:BR:40:LYS:CD	2.37	1.03
37:BS:105:GLY:C	37:BS:106:LEU:HD23	1.76	1.03
44:BU:38:THR:HA	44:BU:41:ASN:OD1	1.23	1.03
45:BV:57:GLN:HG2	45:BV:58:ALA:H	1.22	1.03
41:BY:57:GLY:N	41:BY:97:ARG:HH22	1.57	1.03
41:BY:87:VAL:HG13	41:BY:88:PRO:HD2	1.06	1.03
3:AW:25:C:N1	3:AW:26:G:C8	2.27	1.03
49:B4:32:HIS:O	49:B4:33:VAL:O	1.75	1.03
53:B8:25:PHE:O	53:B8:26:LYS:O	1.76	1.03
26:BA:2292:C:C2	26:BA:2293:C:C5	2.45	1.03
26:BA:2313:C:C4	26:BA:2314:C:N4	2.26	1.03
26:BA:2520:C:H2'	26:BA:2521:C:H5'	1.37	1.03
26:BA:2546:U:C5'	26:BA:2565:A:C2	2.41	1.03
26:BA:2616:C:O2'	26:BA:2617:C:H5''	1.59	1.03
26:BA:2682:U:C5	28:BE:48:MET:HE1	1.93	1.03
26:BA:2712:U:C5	26:BA:712(A):A:H8	1.53	1.03
26:BA:2717:G:C4	26:BA:2718:G:C8	2.46	1.03
26:BA:2839:G:C6	26:BA:2840:C:C4	2.47	1.03
26:BA:1545:A:O3'	26:BA:545(A):A:P	2.16	1.03
26:BA:989:G:OP1	47:B3:31:LEU:CD1	2.07	1.03
29:BF:93:LYS:CA	29:BF:96:LYS:HE3	1.60	1.03
31:BH:168:VAL:HG12	31:BH:169:ARG:N	1.70	1.03
32:BI:115:ILE:HG12	32:BI:131:VAL:HG13	1.31	1.03
26:BA:142(A):A:H4'	33:BN:21:ARG:HH22	1.06	1.03
44:BU:89:ASP:HB3	45:BV:51:ALA:HB3	1.40	1.03
41:BY:14:ALA:HB1	41:BY:15:PRO:HD2	1.40	1.03

*Continued on next page...*



*Continued from previous page...*

Atom-1	Atom-2	Interatomic distance (Å)	Clash overlap (Å)
1:AA:403:C:N4	1:AA:547:A:H5'	1.73	1.03
1:AA:764:C:H2'	1:AA:765:G:H8	1.19	1.03
1:AA:426:G:O2'	7:AD:42:GLN:HA	1.56	1.03
50:B5:29:ASN:O	50:B5:30:LEU:O	1.76	1.03
52:B7:34:ARG:HD2	52:B7:42:LEU:HD21	1.25	1.03
26:BA:2268:A:H4'	26:BA:2269:A:OP2	1.55	1.03
32:BI:97:GLN:HA	32:BI:100:GLU:OE2	1.57	1.03
32:BI:133:LEU:HD12	32:BI:139:ALA:HB2	1.39	1.03
35:BP:66:VAL:HG12	35:BP:67:ARG:N	1.69	1.03
36:BQ:48:ASN:OD1	36:BQ:121:ASP:CB	2.06	1.03
45:BV:19:VAL:HG12	45:BV:21:ARG:NH2	1.71	1.03
41:BY:71:VAL:HG12	41:BY:72:ILE:H	1.22	1.03
1:AA:1269:A:C5'	24:AU:19:GLY:HA2	1.88	1.03
3:AW:37:YYG:H191	10:AG:79:ARG:HA	1.35	1.03
46:B2:20:LEU:C	46:B2:20:LEU:HD13	1.74	1.03
39:BW:19:LEU:CD1	50:B5:25:LEU:CD2	2.29	1.03
26:BA:2236:C:H2'	26:BA:2237:G:H5'	1.35	1.03
26:BA:2256:G:C2	26:BA:2257:U:C2	2.46	1.03
26:BA:2457:U:H2'	26:BA:2458:G:O4'	1.58	1.03
26:BA:2805:G:H3'	26:BA:2807:G:P	1.98	1.03
26:BA:2822:G:OP1	28:BE:207:GLY:HA2	1.55	1.03
27:BD:158:GLY:HA2	27:BD:194:VAL:CG2	1.88	1.03
27:BD:232:VAL:O	27:BD:232:VAL:HG23	1.56	1.03
31:BH:93:TYR:HB3	31:BH:106:VAL:HG22	1.08	1.03
32:BI:6:LEU:HB2	32:BI:36:ALA:HB2	1.34	1.03
55:BK:89:SER:HB2	55:BK:95:LYS:CD	1.87	1.03
33:BN:12:VAL:CG1	33:BN:13:ASP:N	2.17	1.03
34:BO:35:ILE:CD1	34:BO:65:THR:CG2	2.37	1.03
35:BP:73:VAL:HG13	35:BP:76:LEU:HD23	1.36	1.03
43:BR:55:ALA:HA	43:BR:80:PHE:CD1	1.92	1.03
39:BW:83:LYS:HG2	39:BW:97:LYS:HD3	1.36	1.03
42:BZ:34:LEU:HD13	42:BZ:39:PHE:HZ	0.91	1.03
47:B3:37:LEU:CD1	47:B3:43:ILE:HG21	1.88	1.03
50:B5:34:PRO:CG	50:B5:36:CYS:SG	2.47	1.03
26:BA:2482:G:C6	26:BA:2483:C:C5	2.47	1.03
26:BA:2737:G:C4	26:BA:2738:A:N7	2.26	1.03
26:BA:2869:G:N2	26:BA:2870:C:H1'	1.74	1.03
26:BA:871:U:OP1	36:BQ:24:PRO:O	1.75	1.03
27:BD:66:PHE:O	27:BD:67:LYS:CD	2.07	1.03
27:BD:80:ILE:HD12	27:BD:80:ILE:O	0.86	1.03
31:BH:85:ALA:C	31:BH:148:ARG:NH2	2.11	1.03

*Continued on next page...*



*Continued from previous page...*

Atom-1	Atom-2	Interatomic distance (Å)	Clash overlap (Å)
32:BI:121:ILE:CG2	32:BI:122:ARG:H	1.72	1.03
32:BI:21:VAL:HG11	32:BI:30:LEU:CD1	1.88	1.03
55:BK:101:THR:O	55:BK:105:ILE:CG1	2.07	1.03
33:BN:12:VAL:O	33:BN:38:VAL:CG1	2.05	1.03
26:BA:637:A:C8	35:BP:111:ALA:HB2	1.91	1.03
46:B2:30:ALA:O	46:B2:34:GLN:CG	2.07	1.03
50:B5:45:ILE:CG1	50:B5:52:TYR:HE1	1.70	1.03
26:BA:1751:C:O4'	26:BA:2860:A:C2	2.12	1.03
26:BA:2051:A:C4'	28:BE:238:LEU:HD21	1.89	1.03
26:BA:2235:G:H2'	26:BA:2236:C:C6	1.93	1.03
26:BA:2436:G:C2'	26:BA:2437:U:O5'	2.05	1.03
26:BA:2546:U:H5'	26:BA:2565:A:N1	1.73	1.03
26:BA:1638:C:O3'	26:BA:2709:G:N2	1.91	1.03
28:BE:308:VAL:HG12	28:BE:310:PHE:CE1	1.94	1.03
29:BF:32:GLY:CA	29:BF:35:VAL:HG21	1.89	1.03
31:BH:40:MET:HG2	31:BH:64:HIS:HE1	0.97	1.03
32:BI:141:LEU:HD13	32:BI:142:LYS:O	1.58	1.03
33:BN:95:ARG:C	33:BN:98:PHE:HD1	1.61	1.03
26:BA:2406:U:O4	35:BP:55:GLN:HB3	1.40	1.03
39:BW:103:ILE:HG22	39:BW:103:ILE:O	1.56	1.03
41:BY:78:THR:HA	41:BY:89:ARG:CG	1.88	1.03
7:AD:99:SER:HB3	7:AD:139:ARG:HG3	1.38	1.03
48:B0:37:LEU:HD11	48:B0:70:ILE:CD1	1.86	1.03
26:BA:398:G:OP2	49:B4:59:PHE:CZ	2.12	1.03
2:AV:13:C:H4'	26:BA:1924:C:O2'	1.58	1.03
26:BA:2542:A:O4'	26:BA:2542:A:OP2	1.75	1.03
26:BA:2649:U:H2'	26:BA:2650:U:H6	1.23	1.03
26:BA:2790:A:H5''	26:BA:2791:C:OP1	1.57	1.03
26:BA:1545:A:C5'	26:BA:545(A):A:P	2.47	1.03
27:BD:158:GLY:HA2	27:BD:194:VAL:HG13	1.40	1.03
27:BD:175:LEU:CG	27:BD:180:VAL:HA	1.89	1.03
28:BE:82:ALA:O	28:BE:83:LEU:CG	2.05	1.03
31:BH:102:LEU:H	31:BH:102:LEU:HD23	1.24	1.03
32:BI:98:ILE:HD13	32:BI:115:ILE:CD1	1.89	1.03
32:BI:115:ILE:HG23	32:BI:131:VAL:HG22	1.40	1.03
34:BO:1:MET:O	34:BO:2:ILE:HD13	1.58	1.03
25:BB:89(A):A:C2	36:BQ:52:LYS:NZ	2.25	1.03
43:BR:58:GLY:HA2	43:BR:80:PHE:CZ	1.93	1.03
43:BR:77:ARG:HB2	43:BR:77:ARG:CZ	1.87	1.03
41:BY:74:VAL:HG12	41:BY:77:VAL:HG23	1.33	1.03
42:BZ:142:ASN:N	42:BZ:171:VAL:HG21	1.74	1.03

*Continued on next page...*



*Continued from previous page...*

Atom-1	Atom-2	Interatomic distance (Å)	Clash overlap (Å)
42:BZ:71:MET:HA	42:BZ:78:PRO:CA	1.89	1.03
42:BZ:91:PRO:CD	42:BZ:127:PRO:CB	2.37	1.03
3:AW:24:G:O6	3:AW:45:G:N2	1.92	1.02
26:BA:2400:G:O3'	51:B6:20:PHE:CZ	2.10	1.02
26:BA:2718:G:H2'	26:BA:2719:G:H8	0.99	1.02
26:BA:775:G:H5'	26:BA:777:A:H1'	1.33	1.02
27:BD:75:GLY:O	27:BD:115:ILE:N	1.92	1.02
27:BD:167:GLU:C	27:BD:170:TYR:CD1	2.33	1.02
26:BA:2571:C:O2'	28:BE:243:PRO:CD	2.07	1.02
30:BG:38:GLU:CG	30:BG:41:LEU:HD12	1.89	1.02
30:BG:93:LEU:CD1	30:BG:94:ALA:N	2.22	1.02
33:BN:87:LEU:H	33:BN:87:LEU:HD12	1.23	1.02
35:BP:112:GLY:HA2	35:BP:113:GLN:HE22	1.21	1.02
26:BA:491:G:O6	39:BW:49:LYS:NZ	1.92	1.02
26:BA:440:G:OP1	41:BY:6:LYS:HD2	1.55	1.02
16:AM:91:ARG:HD3	16:AM:96:LEU:HD12	1.37	1.02
48:B0:37:LEU:HD11	48:B0:70:ILE:HD11	1.35	1.02
52:B7:1:MET:SD	52:B7:1:MET:O	2.17	1.02
26:BA:458:G:H5''	52:B7:39:ARG:HD2	1.40	1.02
26:BA:932:G:C4'	47:B3:24:LYS:HZ3	1.71	1.02
27:BD:167:GLU:O	27:BD:168:GLY:O	1.75	1.02
29:BF:163:HIS:HB3	29:BF:166:ILE:CD1	1.90	1.02
33:BN:25:GLN:CA	33:BN:28:GLU:CG	2.36	1.02
40:BX:24:LEU:HB2	40:BX:26:PHE:HZ	1.19	1.02
41:BY:42:VAL:HG12	41:BY:43:ASN:N	1.70	1.02
25:BB:75:G:H1'	42:BZ:22:VAL:CG2	1.89	1.02
48:B0:45:PHE:CE1	48:B0:78:PHE:CG	2.46	1.02
50:B5:19:ARG:C	50:B5:21:SER:H	1.62	1.02
50:B5:56:GLN:O	50:B5:57:VAL:HG23	1.57	1.02
54:B9:7:VAL:C	54:B9:8:LYS:HE3	1.77	1.02
26:BA:1479:G:H2'	26:BA:1480:G:C8	1.93	1.02
26:BA:2196:C:H5''	26:BA:2197:U:OP2	1.56	1.02
26:BA:2236:C:C2'	26:BA:2237:G:H5'	1.88	1.02
26:BA:2348:U:H5''	53:B8:42:ARG:NH2	1.73	1.02
26:BA:2520:C:C2'	26:BA:2521:C:H5'	1.88	1.02
26:BA:2689:U:C5'	26:BA:2690:C:H5'	1.88	1.02
31:BH:130:ILE:O	31:BH:131:ILE:HG23	1.56	1.02
31:BH:97:LYS:O	31:BH:98:GLN:CG	2.07	1.02
33:BN:19:MET:CG	33:BN:46:ILE:HD11	1.88	1.02
34:BO:25:LEU:CD1	34:BO:38:VAL:HG12	1.88	1.02
43:BR:60:LEU:HG	43:BR:61:HIS:H	1.24	1.02

*Continued on next page...*



*Continued from previous page...*

Atom-1	Atom-2	Interatomic distance (Å)	Clash overlap (Å)
37:BS:23:ARG:CZ	37:BS:37:ARG:HH22	1.72	1.02
39:BW:80:PRO:HB2	39:BW:100:THR:HG21	1.40	1.02
39:BW:84:ARG:HB3	39:BW:96:ILE:HD11	1.37	1.02
42:BZ:120:LEU:HD23	42:BZ:120:LEU:N	1.70	1.02
42:BZ:156:GLU:HG2	42:BZ:157:GLY:N	1.71	1.02
42:BZ:159:THR:HG23	42:BZ:160:LEU:N	1.71	1.02
1:AA:219:C:O3'	1:AA:220:G:P	2.17	1.02
1:AA:1015:A:OP1	22:AS:14:HIS:CE1	2.12	1.02
2:AV:75:C:C4	26:BA:2252:G:N2	2.28	1.02
3:AW:37:YYG:H241	10:AG:85:TYR:CE2	1.86	1.02
48:B0:49:GLN:O	48:B0:49:GLN:NE2	1.93	1.02
26:BA:932:G:H5'	47:B3:24:LYS:NZ	1.74	1.02
53:B8:30:ARG:HD2	53:B8:44:LYS:HD2	1.41	1.02
26:BA:1080:C:H4'	55:BK:126:LYS:CB	1.89	1.02
26:BA:1278:A:O3'	43:BR:34:ILE:HD12	1.59	1.02
26:BA:2216:G:H2'	26:BA:2217:G:C5'	1.89	1.02
26:BA:2226:C:O2	26:BA:2227:A:C1'	2.01	1.02
26:BA:2543:G:C6	26:BA:2544:G:C6	2.47	1.02
26:BA:2584:U:C6	26:BA:2584:U:C3'	2.31	1.02
26:BA:2584:U:H2'	26:BA:2585:U:H5	1.19	1.02
26:BA:2689:U:H5'	26:BA:2690:C:H5''	1.33	1.02
27:BD:61:TYR:HH	27:BD:214:MET:CE	1.66	1.02
27:BD:63:ILE:O	27:BD:64:ILE:CG1	2.07	1.02
29:BF:239:ALA:C	29:BF:241:ALA:H	1.57	1.02
29:BF:96:LYS:CG	29:BF:98:ARG:NH1	2.22	1.02
26:BA:1080:C:C4'	55:BK:126:LYS:HB3	1.88	1.02
36:BQ:45:GLN:CB	36:BQ:152:SER:HB3	1.88	1.02
36:BQ:32:LYS:HZ1	42:BZ:172:LEU:HD11	1.20	1.02
37:BS:20:TYR:CE2	37:BS:21:HIS:CD2	2.46	1.02
37:BS:33:ARG:O	37:BS:35:VAL:CG2	2.06	1.02
3:AW:9:A:N1	3:AW:45:G:C5	2.26	1.02
47:B3:23:LEU:O	47:B3:28:LEU:CG	2.08	1.02
53:B8:61:MET:O	53:B8:63:PRO:HD2	1.57	1.02
26:BA:2227:A:N1	26:BA:2228:G:C5	2.27	1.02
26:BA:2328:A:C4	26:BA:2329:G:N7	2.27	1.02
26:BA:2574:G:C5'	26:BA:2575:C:OP2	2.07	1.02
26:BA:2693:A:C2	26:BA:2694:G:C5	2.48	1.02
26:BA:2788:C:H5''	26:BA:2789:C:OP2	1.59	1.02
26:BA:85:G:OP2	41:BY:65:VAL:HB	1.60	1.02
29:BF:214:THR:O	29:BF:216:SER:N	1.93	1.02
36:BQ:28:ILE:HG23	36:BQ:62:GLU:CG	1.87	1.02

*Continued on next page...*



*Continued from previous page...*

Atom-1	Atom-2	Interatomic distance (Å)	Clash overlap (Å)
44:BU:59:ARG:O	44:BU:62:ILE:CB	2.08	1.02
1:AA:1269:A:N3	1:AA:1326:C:H1'	1.73	1.02
26:BA:2195:C:C5'	26:BA:2195:C:H6	1.72	1.02
26:BA:2470:G:N2	26:BA:2471:C:C5	2.20	1.02
26:BA:2495:G:C4'	36:BQ:101:MET:HG3	1.88	1.02
26:BA:2577:A:N1	26:BA:2614:A:H2	1.56	1.02
26:BA:2709:G:H2'	26:BA:2710:C:H5'	1.39	1.02
28:BE:180:ILE:CB	28:BE:187:HIS:HB3	1.88	1.02
28:BE:62:ARG:O	28:BE:63:GLU:CG	2.07	1.02
29:BF:4:THR:O	29:BF:139:VAL:HG11	1.59	1.02
31:BH:93:TYR:HE1	31:BH:106:VAL:O	1.36	1.02
32:BI:95:SER:C	32:BI:98:ILE:HB	1.80	1.02
34:BO:1:MET:O	34:BO:2:ILE:HD12	1.51	1.02
36:BQ:65:ARG:NE	36:BQ:122:PHE:CE2	2.27	1.02
36:BQ:41:THR:OG1	36:BQ:126:VAL:HA	1.58	1.02
43:BR:38:VAL:HB	43:BR:39:PRO:HD2	1.06	1.02
44:BU:34:ASN:HA	44:BU:37:GLN:HB3	1.39	1.02
41:BY:42:VAL:HG12	41:BY:43:ASN:H	0.88	1.02
41:BY:70:ALA:O	41:BY:93:THR:CG2	2.06	1.02
42:BZ:4:THR:C	42:BZ:33:ALA:HB1	1.78	1.02
26:BA:593:G:H5'	53:B8:62:LEU:HD21	1.40	1.02
26:BA:2616:C:O2'	26:BA:2617:C:H5'	1.52	1.02
26:BA:1637:A:C4'	26:BA:2711:A:O2'	2.07	1.02
26:BA:557:U:H5'	33:BN:92:GLN:NE2	1.73	1.02
27:BD:167:GLU:HB3	27:BD:170:TYR:CE1	1.91	1.02
28:BE:174:LEU:HD12	28:BE:174:LEU:H	1.23	1.02
28:BE:45:LYS:HZ1	28:BE:302:GLY:C	1.63	1.02
29:BF:164:ALA:HB1	29:BF:232:LEU:CD1	1.88	1.02
26:BA:2314:C:H5''	30:BG:22:VAL:HG11	1.06	1.02
31:BH:102:LEU:HD21	31:BH:114:ILE:HB	1.42	1.02
55:BK:129:GLU:HG2	55:BK:133:LYS:HE3	1.06	1.02
34:BO:7:ARG:NE	34:BO:44:LYS:CE	2.23	1.02
39:BW:82:LEU:HD21	39:BW:100:THR:H	1.17	1.02
41:BY:42:VAL:CG1	41:BY:43:ASN:H	1.72	1.02
1:AA:977:A:N6	1:AA:1224:G:P	2.33	1.02
48:B0:26:PHE:N	48:B0:60:PHE:CD1	2.20	1.02
47:B3:37:LEU:HD12	47:B3:43:ILE:HG21	1.41	1.02
49:B4:58:LYS:O	49:B4:61:LYS:HG3	1.58	1.02
26:BA:1140:C:H1'	26:BA:142(A):A:N1	1.75	1.02
26:BA:2446:G:H5'	26:BA:2446:G:H8	1.24	1.02
26:BA:2768:C:C2'	26:BA:2769:C:C5'	2.27	1.02

*Continued on next page...*



*Continued from previous page...*

Atom-1	Atom-2	Interatomic distance (Å)	Clash overlap (Å)
26:BA:414:C:N3	26:BA:2409:G:N2	2.08	1.02
26:BA:1827:C:N4	27:BD:225:ARG:NH1	2.04	1.02
28:BE:190:ASN:O	28:BE:192:ILE:N	1.93	1.02
29:BF:215:ALA:O	29:BF:242:GLU:CG	2.08	1.02
30:BG:145:ASP:CG	37:BS:15:GLU:O	1.97	1.02
34:BO:11:ALA:O	34:BO:99:PHE:HB2	1.59	1.02
34:BO:35:ILE:C	34:BO:62:VAL:HB	1.55	1.02
26:BA:911:A:C4	36:BQ:16:ARG:CG	2.24	1.02
43:BR:107:ASP:CG	43:BR:108:GLY:H	1.62	1.02
43:BR:107:ASP:CG	43:BR:108:GLY:N	2.12	1.02
41:BY:30:ASP:CG	41:BY:31:LEU:CD2	2.28	1.02
2:AV:7:U:O4	2:AV:49:C:C4	2.13	1.02
46:B2:29:ASN:O	46:B2:34:GLN:HG2	1.60	1.02
47:B3:9:VAL:H	47:B3:54:VAL:HG12	1.22	1.02
52:B7:18:PHE:H	52:B7:44:VAL:CG2	1.72	1.02
53:B8:62:LEU:HB2	53:B8:63:PRO:CD	1.88	1.02
26:BA:1071:G:H1'	26:BA:1090:U:OP1	1.60	1.02
26:BA:126:A:N6	52:B7:18:PHE:HE2	1.57	1.02
26:BA:1270:C:H4'	26:BA:1271:G:H5''	1.39	1.02
26:BA:1710:C:O2'	26:BA:2858:C:C4	2.12	1.02
26:BA:2315:G:C5'	30:BG:133:ASN:ND2	2.22	1.02
26:BA:2423:U:C6	26:BA:2423:U:C5'	2.42	1.02
26:BA:2572:A:C5'	26:BA:2574:G:H5'	1.89	1.02
26:BA:459:U:OP1	52:B7:40:HIS:HA	1.59	1.02
27:BD:89:ASN:HD21	27:BD:199:ARG:NE	1.57	1.02
27:BD:70:LYS:HG3	27:BD:73:ILE:HD11	1.41	1.02
26:BA:1675:C:C2	28:BE:225:LYS:HG2	1.94	1.02
29:BF:148:VAL:HG12	29:BF:148:VAL:O	1.58	1.02
29:BF:241:ALA:O	29:BF:245:GLU:CD	1.98	1.02
29:BF:243:VAL:O	29:BF:246:ARG:N	1.91	1.02
29:BF:96:LYS:HB2	29:BF:98:ARG:NH2	1.73	1.02
32:BI:4:ILE:O	32:BI:4:ILE:CG2	2.07	1.02
40:BX:11:THR:C	40:BX:15:MET:HG3	1.79	1.02
41:BY:103:LEU:HA	41:BY:108:ARG:CB	1.89	1.02
36:BQ:42:TYR:CE2	42:BZ:116:VAL:HG21	1.95	1.02
52:B7:32:ALA:HA	52:B7:35:ARG:CG	1.90	1.02
26:BA:1062:G:N2	55:BK:92:PRO:CG	2.22	1.02
26:BA:1340:U:C5	40:BX:55:GLN:NE2	2.28	1.02
26:BA:2286:A:C8	26:BA:2286:A:H3'	1.95	1.02
26:BA:2461:C:N3	26:BA:2462:U:C5	2.28	1.02
26:BA:2531:A:H2'	26:BA:2532:G:H5''	1.38	1.02

*Continued on next page...*



*Continued from previous page...*

Atom-1	Atom-2	Interatomic distance (Å)	Clash overlap (Å)
26:BA:2616:C:C2	26:BA:2617:C:C5	2.48	1.02
26:BA:2653:U:H2'	26:BA:2654:A:N7	1.74	1.02
32:BI:103:GLN:NE2	32:BI:109:LYS:CA	2.22	1.02
35:BP:94:ARG:HB2	35:BP:120:LEU:HD22	1.36	1.02
36:BQ:44:ALA:CB	36:BQ:126:VAL:O	2.08	1.02
45:BV:61:VAL:CG2	45:BV:98:ILE:H	1.73	1.02
39:BW:82:LEU:HD23	39:BW:98:LYS:C	1.79	1.02
42:BZ:116:VAL:CG2	42:BZ:169:VAL:CG2	2.35	1.02
1:AA:1268:A:H2	1:AA:1327:C:H1'	1.22	1.01
17:AN:24:CYS:HB2	17:AN:40:CYS:N	1.75	1.01
1:AA:957:U:H4'	22:AS:79:THR:HB	1.39	1.01
48:B0:45:PHE:CD1	48:B0:78:PHE:CA	2.42	1.01
46:B2:30:ALA:CA	46:B2:34:GLN:HG2	1.89	1.01
47:B3:3:ARG:HB2	47:B3:60:GLU:HA	1.37	1.01
26:BA:1364:G:C2'	49:B4:3:LYS:NZ	2.10	1.01
26:BA:2305:A:H3'	26:BA:2306:C:H5''	1.02	1.01
26:BA:2626:C:C5'	26:BA:2626:C:H6	1.71	1.01
26:BA:2781:A:OP1	26:BA:2781:A:O4'	1.77	1.01
26:BA:527:C:C6	26:BA:2779:U:C6	2.48	1.01
27:BD:141:HIS:CE1	27:BD:192:GLY:O	2.12	1.01
27:BD:167:GLU:HG2	27:BD:182:MET:HE3	1.37	1.01
27:BD:204:PHE:CD1	27:BD:204:PHE:N	2.18	1.01
30:BG:103:ASN:OD1	30:BG:134:LEU:N	1.92	1.01
31:BH:10:ILE:HG21	31:BH:14:VAL:CG1	1.79	1.01
32:BI:68:LEU:CD2	32:BI:108:LEU:CD1	1.90	1.01
32:BI:6:LEU:HD22	32:BI:14:LYS:HD3	1.38	1.01
34:BO:78:ARG:C	34:BO:79:PHE:HD2	1.61	1.01
34:BO:92:SER:HB2	34:BO:113:LYS:NZ	1.75	1.01
35:BP:141:GLU:HB2	35:BP:145:LEU:HD22	1.02	1.01
36:BQ:133:GLU:OE1	36:BQ:133:GLU:O	1.78	1.01
43:BR:25:ALA:O	43:BR:29:LEU:HD23	1.60	1.01
44:BU:41:ASN:HD22	44:BU:42:ALA:N	1.58	1.01
44:BU:63:GLN:O	44:BU:65:ILE:N	1.92	1.01
47:B3:30:ARG:HH11	47:B3:30:ARG:CG	1.68	1.01
47:B3:33:GLN:NE2	47:B3:34:GLU:O	1.94	1.01
26:BA:1309:G:OP2	52:B7:9:ASN:ND2	1.92	1.01
26:BA:2570:G:N3	26:BA:2570:G:H2'	1.72	1.01
26:BA:2689:U:C5'	26:BA:2690:C:C5'	2.36	1.01
26:BA:2782:G:OP2	26:BA:2782:G:C8	2.13	1.01
26:BA:2896:C:O5'	26:BA:2896:C:C6	2.12	1.01
26:BA:557:U:C4'	33:BN:92:GLN:NE2	2.23	1.01

*Continued on next page...*



*Continued from previous page...*

Atom-1	Atom-2	Interatomic distance (Å)	Clash overlap (Å)
27:BD:104:ILE:HB	27:BD:106:PRO:CD	1.89	1.01
32:BI:37:ILE:CG2	32:BI:38:GLU:N	2.17	1.01
33:BN:25:GLN:HA	33:BN:28:GLU:HG2	1.03	1.01
34:BO:35:ILE:CG2	34:BO:63:VAL:CA	2.09	1.01
36:BQ:58:HIS:CE1	36:BQ:59:ASN:HB3	1.95	1.01
38:BT:4:ARG:HE	38:BT:4:ARG:N	1.57	1.01
38:BT:50:GLU:HA	38:BT:55:ALA:CB	1.89	1.01
44:BU:49:ASP:N	44:BU:52:ASN:ND2	1.95	1.01
45:BV:50:ASP:OD1	45:BV:53:LYS:CE	2.07	1.01
40:BX:30:ASP:O	40:BX:62:LYS:HE2	1.56	1.01
3:AW:9:A:H1'	3:AW:45:G:O2'	1.60	1.01
40:BX:4:VAL:HG22	46:B2:24:LYS:HZ2	0.85	1.01
51:B6:28:ARG:HB3	51:B6:28:ARG:HH11	1.20	1.01
54:B9:25:VAL:CB	54:B9:34:GLN:HB2	1.69	1.01
26:BA:2330:G:N2	26:BA:2331:G:C1'	2.23	1.01
26:BA:995:C:P	44:BU:54:LYS:HE2	1.99	1.01
29:BF:56:THR:HB	29:BF:57:PRO:HD2	1.41	1.01
26:BA:2314:C:O2'	30:BG:133:ASN:ND2	1.93	1.01
32:BI:109:LYS:CE	32:BI:109:LYS:H	1.74	1.01
32:BI:112:LYS:HD3	32:BI:112:LYS:N	1.75	1.01
55:BK:129:GLU:HG2	55:BK:133:LYS:CE	1.90	1.01
34:BO:7:ARG:CD	34:BO:44:LYS:CE	2.38	1.01
26:BA:1287:A:C4'	43:BR:104:ARG:HD2	1.90	1.01
37:BS:33:ARG:HB3	37:BS:35:VAL:CG2	1.90	1.01
39:BW:17:VAL:O	39:BW:20:VAL:HG23	1.60	1.01
42:BZ:53:ASP:CG	42:BZ:62:PHE:O	1.98	1.01
47:B3:59:VAL:O	47:B3:60:GLU:HG3	1.55	1.01
51:B6:28:ARG:CB	51:B6:28:ARG:HH11	1.72	1.01
52:B7:26:SER:O	52:B7:29:ASN:HB2	1.59	1.01
52:B7:32:ALA:HA	52:B7:35:ARG:HG3	1.42	1.01
26:BA:2302:G:N1	26:BA:2315:G:C6	2.29	1.01
26:BA:2336:A:O2'	26:BA:2337:G:H5'	0.85	1.01
26:BA:2758:A:P	26:BA:2758:A:H3'	2.01	1.01
26:BA:2812:G:O2'	26:BA:2813:A:H5'	1.58	1.01
26:BA:2845:G:H2'	26:BA:2846:G:H8	1.25	1.01
26:BA:58:G:H1	26:BA:69:C:H42	1.09	1.01
28:BE:70:VAL:CG1	28:BE:296:VAL:N	2.22	1.01
29:BF:240:LEU:HD22	29:BF:243:VAL:HG21	1.38	1.01
31:BH:145:ALA:O	31:BH:147:ILE:N	1.92	1.01
32:BI:145:VAL:HG12	32:BI:146:THR:N	1.72	1.01
34:BO:61:VAL:HG12	34:BO:62:VAL:H	1.18	1.01

*Continued on next page...*



*Continued from previous page...*

Atom-1	Atom-2	Interatomic distance (Å)	Clash overlap (Å)
26:BA:1665:A:C5'	34:BO:66:LYS:HD3	1.89	1.01
43:BR:20:LEU:O	43:BR:22:ARG:N	1.94	1.01
42:BZ:138:VAL:O	42:BZ:139:THR:OG1	1.79	1.01
3:AW:75:C:C2	26:BA:2395:C:H1'	1.87	1.01
49:B4:20:VAL:O	49:B4:30:GLU:OE1	1.77	1.01
26:BA:2287:A:N6	26:BA:2344:U:C6	2.28	1.01
26:BA:2410:G:C2'	26:BA:2411:A:C8	2.43	1.01
26:BA:2580:U:C6	26:BA:2581:G:N7	2.18	1.01
26:BA:2761:G:C2'	26:BA:2762:G:H5'	1.89	1.01
28:BE:221:LYS:CE	28:BE:233:ARG:HA	1.90	1.01
28:BE:61:PRO:HA	28:BE:69:PRO:HA	1.38	1.01
26:BA:2317:C:H5'	30:BG:150:SER:CA	1.89	1.01
32:BI:22:ALA:O	32:BI:23:ASP:O	1.77	1.01
55:BK:33:VAL:HG22	55:BK:60:VAL:CG1	1.89	1.01
33:BN:50:GLU:HA	33:BN:53:ILE:HG21	1.35	1.01
35:BP:66:VAL:HG23	35:BP:67:ARG:NH2	1.73	1.01
37:BS:12:ARG:NH1	37:BS:20:TYR:CD2	2.21	1.01
44:BU:28:ARG:O	44:BU:31:GLN:N	1.92	1.01
44:BU:42:ALA:O	44:BU:45:TYR:HB2	1.60	1.01
26:BA:446:G:C3'	44:BU:5:LYS:HZ1	1.73	1.01
39:BW:96:ILE:N	39:BW:96:ILE:HD12	1.66	1.01
40:BX:44:GLN:OE1	40:BX:45:TYR:HB2	1.60	1.01
42:BZ:163:ASP:OD2	42:BZ:164:PRO:CG	2.08	1.01
1:AA:1004:A:O3'	1:AA:1005:A:P	2.19	1.01
1:AA:1288:A:N1	1:AA:1371:G:H1'	1.75	1.01
7:AD:23:GLY:HA2	7:AD:112:VAL:O	1.60	1.01
26:BA:2307:G:C1'	26:BA:2311:A:N6	2.15	1.01
26:BA:2339:G:H2'	26:BA:2340:G:C8	1.95	1.01
26:BA:2575:C:H2'	26:BA:2575:C:O2	1.61	1.01
26:BA:2577:A:N1	26:BA:2614:A:C2	2.29	1.01
26:BA:1968:G:OP1	26:BA:2592:G:OP1	1.79	1.01
26:BA:2437:U:C5'	26:BA:2598:A:C2	2.42	1.01
28:BE:45:LYS:HZ1	28:BE:303:PRO:CA	1.73	1.01
31:BH:146:ASN:O	31:BH:150:VAL:CG2	2.08	1.01
32:BI:6:LEU:CB	32:BI:36:ALA:HB2	1.91	1.01
35:BP:65:ASP:CA	35:BP:109:LEU:H	1.71	1.01
36:BQ:45:GLN:HB3	36:BQ:152:SER:CB	1.90	1.01
44:BU:27:SER:HB3	44:BU:31:GLN:NE2	1.76	1.01
44:BU:8:ILE:CA	44:BU:11:ARG:CD	2.38	1.01
39:BW:8:ARG:O	39:BW:10:VAL:N	1.93	1.01
42:BZ:24:TYR:CD2	42:BZ:84:TYR:HD1	1.79	1.01

*Continued on next page...*



*Continued from previous page...*

Atom-1	Atom-2	Interatomic distance (Å)	Clash overlap (Å)
46:B2:13:PRO:HA	46:B2:16:ARG:HD2	1.40	1.01
53:B8:26:LYS:CD	53:B8:44:LYS:C	2.24	1.01
28:BE:229:GLN:C	28:BE:231:TRP:H	1.60	1.01
29:BF:102:LEU:CD2	29:BF:103:ASN:H	1.74	1.01
26:BA:2277:G:O3'	36:BQ:15:THR:CB	1.99	1.01
36:BQ:28:ILE:CG2	36:BQ:62:GLU:HG2	1.90	1.01
36:BQ:85:ILE:HG22	36:BQ:122:PHE:CD2	1.95	1.01
25:BB:7:G:O2'	37:BS:37:ARG:HG3	1.61	1.01
38:BT:11:THR:HG22	38:BT:12:ASP:H	1.20	1.01
26:BA:439:G:H5''	41:BY:6:LYS:HZ3	1.24	1.01
26:BA:2815:C:H5'	50:B5:29:ASN:HD22	0.85	1.01
51:B6:24:THR:O	51:B6:25:THR:HG23	1.60	1.01
52:B7:34:ARG:NH1	52:B7:42:LEU:HD23	1.75	1.01
26:BA:2403:C:O2	26:BA:2403:C:H2'	1.56	1.01
26:BA:2722:G:N3	26:BA:2723:C:C6	2.28	1.01
26:BA:458:G:C5'	52:B7:39:ARG:HD2	1.91	1.01
26:BA:529:A:H2	26:BA:2022:U:OP1	1.44	1.01
27:BD:175:LEU:N	27:BD:175:LEU:HD23	1.72	1.01
27:BD:183:ILE:CG2	27:BD:184:LEU:N	1.99	1.01
31:BH:166:GLU:CA	31:BH:167:LEU:HD23	1.88	1.01
31:BH:93:TYR:O	31:BH:94:ARG:HG2	1.57	1.01
33:BN:139:LEU:H	33:BN:139:LEU:HD13	1.21	1.01
37:BS:31:LYS:CB	37:BS:32:PRO:CD	2.38	1.01
26:BA:1156:A:OP1	44:BU:55:ARG:NH1	1.94	1.01
44:BU:55:ARG:O	44:BU:57:PHE:N	1.93	1.01
39:BW:42:ARG:O	39:BW:44:ALA:N	1.93	1.01
39:BW:85:VAL:HG12	39:BW:95:ILE:CD1	1.90	1.01
42:BZ:145:ASP:O	42:BZ:146:HIS:CD2	2.14	1.01
26:BA:2286:A:H4'	26:BA:2287:A:O4'	1.60	1.01
26:BA:2528:U:C4	26:BA:2530:A:N3	2.29	1.01
26:BA:2746:U:O2	26:BA:2759:G:C2	2.13	1.01
29:BF:193:LEU:HD13	29:BF:223:LEU:HB2	1.43	1.01
29:BF:59:GLU:O	29:BF:61:PHE:CE2	2.13	1.01
32:BI:121:ILE:HG22	32:BI:122:ARG:H	0.85	1.01
32:BI:37:ILE:HG22	32:BI:38:GLU:N	1.73	1.01
32:BI:77:VAL:HG23	32:BI:141:LEU:CD1	1.83	1.01
33:BN:27:ALA:CB	33:BN:30:ALA:HB3	1.91	1.01
34:BO:64:ARG:HD3	34:BO:81:GLU:HB3	1.42	1.01
36:BQ:32:LYS:NZ	42:BZ:172:LEU:HD11	1.74	1.01
37:BS:31:LYS:HB3	37:BS:32:PRO:HD3	1.37	1.01
45:BV:40:VAL:HB	45:BV:51:ALA:HB1	1.37	1.01

*Continued on next page...*



*Continued from previous page...*

Atom-1	Atom-2	Interatomic distance (Å)	Clash overlap (Å)
45:BV:51:ALA:HA	45:BV:54:TYR:CD1	1.95	1.01
1:AA:1500:A:H5''	1:AA:1508:G:C5'	1.91	1.01
26:BA:76:C:O2'	46:B2:55:ARG:HG3	1.61	1.01
26:BA:1364:G:P	49:B4:3:LYS:HG2	1.97	1.01
26:BA:1033:U:C6	26:BA:2750:A:H2	1.78	1.01
26:BA:1078:U:O2	26:BA:1088:A:H1'	1.61	1.01
26:BA:1993:U:H4'	28:BE:228:ARG:HH21	1.26	1.01
26:BA:574:C:H41	26:BA:2054:A:C5'	1.73	1.01
26:BA:2217:G:O2'	26:BA:2218:G:H5'	1.57	1.01
26:BA:2597:G:C2'	26:BA:2598:A:C8	2.43	1.01
26:BA:2726:U:H3'	26:BA:2727:G:H8	1.24	1.01
26:BA:2839:G:N3	26:BA:2840:C:C6	2.29	1.01
30:BG:35:ALA:O	30:BG:36:ASN:CG	1.99	1.01
34:BO:35:ILE:HG21	34:BO:63:VAL:HA	1.38	1.01
26:BA:2296:U:N3	37:BS:16:ALA:HB2	1.74	1.01
44:BU:103:PRO:C	44:BU:107:LYS:HG2	1.82	1.01
45:BV:14:VAL:HG12	45:BV:15:SER:N	1.75	1.01
46:B2:30:ALA:O	46:B2:34:GLN:HG2	1.58	1.00
26:BA:1944:U:C1'	26:BA:1955:U:H1'	1.90	1.00
26:BA:2043:C:C4	26:BA:2777:G:N3	2.29	1.00
26:BA:2215:G:O2'	26:BA:2216:G:C5'	2.09	1.00
26:BA:2246:G:O2'	26:BA:2247:A:C5'	2.07	1.00
26:BA:2253:G:C2'	26:BA:2254:C:O5'	2.07	1.00
26:BA:2422:A:C4	26:BA:2424:C:C5	2.49	1.00
26:BA:2552:U:O2	26:BA:2554:U:C5'	2.09	1.00
26:BA:2570:G:H2'	26:BA:2571:C:C5	1.95	1.00
26:BA:2589:A:H2'	26:BA:2590:A:H5''	1.27	1.00
26:BA:2832:U:O2'	26:BA:2834:G:N3	1.90	1.00
26:BA:990:A:C6	26:BA:1186:G:H1'	1.96	1.00
27:BD:167:GLU:CB	27:BD:170:TYR:CD1	2.43	1.00
29:BF:225:PRO:CG	29:BF:231:ARG:NH2	2.20	1.00
31:BH:15:THR:HG22	31:BH:26:LYS:O	1.59	1.00
55:BK:73:PRO:HG2	55:BK:78:LEU:HD11	1.02	1.00
34:BO:2:ILE:HD13	34:BO:33:ALA:O	1.61	1.00
34:BO:37:ASP:O	34:BO:62:VAL:HG23	1.58	1.00
35:BP:114:VAL:O	35:BP:115:ARG:HG3	0.83	1.00
36:BQ:36:ASN:OD1	42:BZ:116:VAL:HG12	1.60	1.00
36:BQ:65:ARG:NE	36:BQ:85:ILE:HB	1.76	1.00
26:BA:1287:A:C8	43:BR:104:ARG:HG2	1.94	1.00
42:BZ:120:LEU:H	42:BZ:120:LEU:HD23	0.87	1.00
42:BZ:126:GLY:O	42:BZ:129:ARG:CB	2.08	1.00

*Continued on next page...*



*Continued from previous page...*

Atom-1	Atom-2	Interatomic distance (Å)	Clash overlap (Å)
42:BZ:39:PHE:HA	42:BZ:43:PHE:CZ	1.96	1.00
1:AA:1224:G:O3'	1:AA:1225:A:P	2.17	1.00
1:AA:944:G:O6	1:AA:1337:G:H8	1.44	1.00
54:B9:10:MET:CB	54:B9:32:HIS:HD2	1.75	1.00
26:BA:2297:C:C2'	26:BA:2298:A:H8	1.73	1.00
26:BA:2364:C:C1'	48:B0:32:LYS:HZ2	1.66	1.00
26:BA:2717:G:N2	26:BA:2718:G:C4	2.28	1.00
26:BA:2742:C:C5'	54:B9:35:ARG:HH12	1.74	1.00
26:BA:2633:G:H1	26:BA:2785:C:H42	1.09	1.00
26:BA:2896:C:O5'	26:BA:2896:C:H6	1.40	1.00
26:BA:2785:C:O2'	28:BE:100:TRP:HB2	1.61	1.00
28:BE:206:LYS:O	28:BE:257:GLY:HA2	1.61	1.00
28:BE:267:ARG:HB2	28:BE:297:LYS:HD2	1.42	1.00
29:BF:144:PHE:CD2	29:BF:156:LEU:HD13	1.94	1.00
55:BK:73:PRO:CG	55:BK:78:LEU:HD11	1.89	1.00
35:BP:53:ARG:HD2	35:BP:53:ARG:H	1.21	1.00
43:BR:22:ARG:HG3	43:BR:26:LYS:HE3	1.42	1.00
26:BA:2850:A:C2	43:BR:61:HIS:NE2	2.28	1.00
41:BY:52:ARG:HD2	41:BY:95:ASN:OD1	1.59	1.00
1:AA:1340:A:O2'	2:AV:31:A:C2'	2.08	1.00
2:AV:56:C:O2'	30:BG:56:ARG:CD	2.10	1.00
47:B3:8:LEU:HD22	47:B3:31:LEU:HA	1.36	1.00
26:BA:1364:G:C3'	49:B4:3:LYS:HD3	1.90	1.00
49:B4:11:PRO:HA	49:B4:40:HIS:CD2	1.96	1.00
26:BA:1819:A:C2'	27:BD:177:SER:HA	1.90	1.00
26:BA:2187:G:O2'	26:BA:2188:C:H5'	1.59	1.00
26:BA:2258:C:C5	26:BA:2426:A:H4'	1.90	1.00
26:BA:2343:C:O2'	26:BA:2344:U:H5'	1.58	1.00
26:BA:2520:C:N3	26:BA:2521:C:C5	2.30	1.00
26:BA:649:G:O3'	53:B8:17:THR:HG21	1.61	1.00
26:BA:687:C:C5'	52:B7:4:THR:HG22	1.90	1.00
28:BE:74:GLU:CA	28:BE:293:TYR:CD2	2.41	1.00
31:BH:41:THR:HB	31:BH:52:THR:HB	1.42	1.00
34:BO:98:ILE:HG13	34:BO:117:LEU:HB3	1.43	1.00
35:BP:83:GLU:O	35:BP:92:ASP:N	1.95	1.00
36:BQ:49:VAL:HG13	36:BQ:50:VAL:H	1.22	1.00
26:BA:1251:C:H5''	44:BU:10:ARG:HE	1.22	1.00
26:BA:1162:G:C4'	45:BV:23:GLU:HB2	1.89	1.00
39:BW:8:ARG:HG2	39:BW:9:TYR:N	1.75	1.00
41:BY:45:GLY:HA2	41:BY:62:VAL:HG12	1.42	1.00
1:AA:1319:A:C4'	22:AS:70:LYS:NZ	2.25	1.00

*Continued on next page...*



*Continued from previous page...*

Atom-1	Atom-2	Interatomic distance (Å)	Clash overlap (Å)
26:BA:2331:G:O3'	48:B0:70:ILE:HB	1.61	1.00
47:B3:59:VAL:O	47:B3:60:GLU:HG2	1.61	1.00
49:B4:42:PHE:O	49:B4:57:ASP:CA	1.99	1.00
52:B7:44:VAL:C	52:B7:46:ASP:H	1.53	1.00
53:B8:19:THR:HB	53:B8:21:LYS:NZ	1.77	1.00
26:BA:2051:A:H4'	28:BE:238:LEU:HD21	1.43	1.00
26:BA:2103:C:N3	26:BA:2187:G:O6	1.94	1.00
26:BA:2188:C:N4	26:BA:2189:U:O4	1.95	1.00
26:BA:2195:C:O5'	26:BA:2195:C:H6	1.44	1.00
26:BA:2423:U:C6	26:BA:2425:A:C6	2.50	1.00
26:BA:199:A:C2	26:BA:2433:A:C4	2.49	1.00
26:BA:2581:G:N2	26:BA:2610:C:C6	2.29	1.00
26:BA:2759:G:H2'	26:BA:2760:C:O5'	1.58	1.00
26:BA:526:A:H2	26:BA:2626:C:H1'	1.25	1.00
26:BA:1818:U:H5''	27:BD:155:ARG:HB2	1.41	1.00
28:BE:171:SER:O	28:BE:175:ASP:CB	2.08	1.00
28:BE:303:PRO:HB2	28:BE:307:LEU:HD13	1.02	1.00
29:BF:96:LYS:CB	29:BF:98:ARG:NH1	0.86	1.00
35:BP:112:GLY:CA	35:BP:113:GLN:HE22	1.74	1.00
36:BQ:16:ARG:HB3	36:BQ:16:ARG:CZ	1.90	1.00
36:BQ:94:ARG:NH1	36:BQ:105:PHE:O	1.93	1.00
41:BY:101:LEU:CD2	41:BY:103:LEU:HG	1.79	1.00
41:BY:43:ASN:HD21	41:BY:112:LEU:HD21	1.23	1.00
41:BY:46:ASP:OD2	41:BY:101:LEU:HA	1.59	1.00
42:BZ:51:LEU:HD11	42:BZ:63:PRO:HB2	1.42	1.00
1:AA:1189:C:O2'	6:AC:176:HIS:HD2	1.43	1.00
47:B3:40:THR:HG23	47:B3:43:ILE:CD1	1.66	1.00
51:B6:37:LEU:O	51:B6:38:LYS:CG	2.07	1.00
26:BA:2209:C:N4	26:BA:2215:G:H1	1.58	1.00
26:BA:2286:A:H3'	26:BA:2286:A:H8	1.26	1.00
26:BA:2558:C:C2	26:BA:2559:C:C5	2.50	1.00
26:BA:2640:G:H1	26:BA:2774:C:H42	1.02	1.00
26:BA:2792:G:N2	26:BA:2804:C:N3	2.08	1.00
26:BA:1826:G:OP1	27:BD:227:VAL:HG22	1.58	1.00
32:BI:7:LYS:HA	32:BI:12:LYS:HD3	1.43	1.00
35:BP:76:LEU:O	35:BP:81:VAL:CG2	2.01	1.00
44:BU:36:PHE:O	44:BU:39:LEU:CB	2.09	1.00
45:BV:42:GLY:CA	45:BV:54:TYR:OH	2.09	1.00
40:BX:33:SER:C	40:BX:37:VAL:HG23	1.82	1.00
26:BA:83:G:H5''	41:BY:20:HIS:ND1	1.77	1.00
42:BZ:47:SER:O	42:BZ:49:THR:N	1.94	1.00

*Continued on next page...*



*Continued from previous page...*

Atom-1	Atom-2	Interatomic distance (Å)	Clash overlap (Å)
42:BZ:95:SER:CB	42:BZ:122:ILE:HG12	1.92	1.00
1:AA:691:G:H1	14:AK:52:GLY:HA2	1.27	1.00
48:B0:61:ALA:C	48:B0:62:LEU:HD12	1.80	1.00
26:BA:2316:C:H5'	30:BG:142:ALA:HB3	1.42	1.00
26:BA:2423:U:O2'	26:BA:2425:A:H3'	1.62	1.00
26:BA:2567:G:O2'	26:BA:2568:C:H5'	1.62	1.00
26:BA:2857:G:O5'	26:BA:2857:G:H8	1.44	1.00
28:BE:44:TYR:CG	28:BE:307:LEU:O	2.14	1.00
31:BH:58:LYS:O	31:BH:61:ARG:HB3	1.62	1.00
37:BS:34:LEU:HD21	37:BS:102:LEU:HA	1.42	1.00
37:BS:110:THR:OG1	37:BS:111:PRO:HD2	1.61	1.00
41:BY:31:LEU:O	41:BY:34:GLU:CB	2.09	1.00
1:AA:428:G:O2'	7:AD:36:ARG:NH1	1.95	1.00
46:B2:57:LYS:O	46:B2:60:GLN:HB3	1.61	1.00
52:B7:8:ASN:HB2	52:B7:11:LYS:HB3	1.42	1.00
26:BA:2234:G:C6	26:BA:2235:G:N7	2.29	1.00
26:BA:2543:G:C5	26:BA:2544:G:C5	2.49	1.00
26:BA:2045:C:C4	26:BA:2624:G:C2	2.50	1.00
26:BA:2625:G:H3'	26:BA:2626:C:C6	1.95	1.00
26:BA:2709:G:O2'	26:BA:2710:C:C5'	2.09	1.00
26:BA:932:G:C5'	47:B3:24:LYS:NZ	2.24	1.00
26:BA:1568:G:C3'	27:BD:60:GLN:HE21	1.70	1.00
26:BA:2730:C:C4'	28:BE:265:ASN:HD21	1.74	1.00
29:BF:144:PHE:O	29:BF:146:ASP:N	1.93	1.00
36:BQ:34:GLY:CA	36:BQ:74:ASN:O	2.09	1.00
26:BA:85:G:P	41:BY:65:VAL:CG1	2.48	1.00
42:BZ:6:LYS:H	42:BZ:7:PRO:CD	1.74	1.00
1:AA:1222:G:OP2	1:AA:1322:C:C4	2.15	1.00
53:B8:16:ILE:CG1	53:B8:22:VAL:CG2	2.22	1.00
26:BA:1669:A:H5''	26:BA:2550:G:OP1	1.61	1.00
26:BA:2327:A:C2	26:BA:2328:A:N3	2.29	1.00
26:BA:2646:C:H2'	26:BA:2647:U:H5'	1.42	1.00
26:BA:2813:A:H2'	26:BA:2814:C:C5	1.96	1.00
28:BE:271:ILE:CD1	28:BE:294:THR:HG22	1.89	1.00
30:BG:21:VAL:CG1	30:BG:132:VAL:HB	1.92	1.00
31:BH:147:ILE:HD12	31:BH:150:VAL:HB	1.41	1.00
31:BH:41:THR:CB	31:BH:52:THR:HB	1.91	1.00
55:BK:15:ALA:CB	55:BK:46:THR:CB	2.40	1.00
34:BO:66:LYS:HG3	34:BO:82:ASN:ND2	1.75	1.00
43:BR:21:TYR:HB3	43:BR:47:PHE:CD2	1.96	1.00
44:BU:33:ARG:CB	44:BU:33:ARG:HH11	1.75	1.00

*Continued on next page...*



*Continued from previous page...*

Atom-1	Atom-2	Interatomic distance (Å)	Clash overlap (Å)
41:BY:77:VAL:O	41:BY:78:THR:HG23	1.61	1.00
42:BZ:149:ALA:HA	42:BZ:152:ILE:HD11	1.43	1.00
42:BZ:159:THR:C	42:BZ:160:LEU:CD1	2.30	1.00
26:BA:2305:A:H3'	26:BA:2306:C:C5'	1.92	1.00
26:BA:2862:G:C2'	26:BA:2863:C:C6	2.43	1.00
26:BA:2870:C:H2'	26:BA:2870:C:O2	1.62	1.00
28:BE:94:ARG:HB3	28:BE:95:PRO:HD2	1.04	1.00
29:BF:102:LEU:HD21	29:BF:106:GLU:OE1	1.61	1.00
29:BF:164:ALA:CB	29:BF:232:LEU:HD12	1.92	1.00
36:BQ:46:VAL:HB	36:BQ:124:ALA:O	0.83	1.00
36:BQ:31:PHE:HA	36:BQ:85:ILE:HD11	1.43	1.00
43:BR:36:THR:CG2	43:BR:40:LYS:HB3	1.89	1.00
26:BA:1351:C:H2'	26:BA:1352:U:H6	1.26	1.00
26:BA:1364:G:C5'	49:B4:3:LYS:HD3	1.92	1.00
26:BA:1759:A:C8	26:BA:2696:U:O2	2.14	1.00
26:BA:2457:U:O2'	26:BA:2458:G:H5'	1.60	1.00
26:BA:14:A:C2	26:BA:2625:G:O2'	2.14	1.00
26:BA:2815:C:C2'	26:BA:2816:C:C5'	2.38	1.00
26:BA:2839:G:C4	26:BA:2840:C:C6	2.49	1.00
27:BD:66:PHE:C	27:BD:67:LYS:HD3	1.80	1.00
26:BA:2682:U:C6	28:BE:48:MET:CE	2.44	1.00
30:BG:24:HIS:HB3	30:BG:72:LYS:HA	1.42	1.00
55:BK:22:PRO:HG2	55:BK:23:PRO:CD	1.90	1.00
36:BQ:12:PRO:HB2	36:BQ:20:ILE:HD11	1.41	1.00
36:BQ:94:ARG:CD	36:BQ:106:GLY:CA	2.40	1.00
38:BT:4:ARG:C	38:BT:5:GLU:HG3	1.77	1.00
45:BV:62:GLU:HB2	45:BV:96:LEU:HD21	1.43	1.00
26:BA:440:G:OP1	41:BY:6:LYS:CD	2.10	1.00
42:BZ:62:PHE:CG	42:BZ:87:THR:HG22	1.95	1.00
1:AA:1014:A:N3	22:AS:34:TRP:CE3	2.29	0.99
51:B6:21:TYR:CE1	51:B6:43:VAL:HG23	1.97	0.99
54:B9:10:MET:CB	54:B9:32:HIS:CD2	2.45	0.99
26:BA:2587:A:O2'	26:BA:2588:G:C5'	2.08	0.99
26:BA:2654:A:N6	26:BA:2667:C:H42	1.59	0.99
26:BA:2769:C:O2	26:BA:2770:G:O4'	1.78	0.99
29:BF:36:ARG:HA	29:BF:39:GLN:HE22	0.89	0.99
33:BN:58:GLU:O	33:BN:61:VAL:HB	1.62	0.99
37:BS:61:ALA:HB2	37:BS:88:ALA:HB2	1.03	0.99
45:BV:4:ILE:HD13	45:BV:13:ARG:HG2	1.39	0.99
45:BV:62:GLU:N	45:BV:98:ILE:HD11	1.74	0.99
1:AA:509:A:C8	7:AD:54:TYR:HE2	1.80	0.99

*Continued on next page...*



*Continued from previous page...*

Atom-1	Atom-2	Interatomic distance (Å)	Clash overlap (Å)
48:B0:30:VAL:CG2	48:B0:63:SER:OG	2.09	0.99
26:BA:2403:C:C4	26:BA:2415:G:C6	2.50	0.99
26:BA:2484:G:C2	26:BA:2485:G:O4'	2.15	0.99
26:BA:2495:G:H4'	36:BQ:101:MET:CB	1.92	0.99
26:BA:2599:G:H2'	26:BA:2600:A:O4'	1.60	0.99
26:BA:2741:A:H2'	26:BA:2742:C:O4'	1.62	0.99
26:BA:2838:G:C5	26:BA:2839:G:N7	2.30	0.99
26:BA:931:G:H2'	26:BA:932:G:C8	1.96	0.99
28:BE:222:ARG:HD3	28:BE:232:ARG:CA	1.92	0.99
30:BG:97:GLN:OE1	30:BG:106:PHE:CE2	2.14	0.99
31:BH:93:TYR:CG	31:BH:106:VAL:HG22	1.88	0.99
55:BK:9:ILE:HD11	55:BK:31:HIS:HB3	1.01	0.99
33:BN:42:GLU:O	33:BN:132:LEU:C	2.00	0.99
26:BA:142(A):A:C4'	33:BN:21:ARG:NH2	2.26	0.99
34:BO:68:GLY:CA	34:BO:78:ARG:HE	1.74	0.99
35:BP:66:VAL:C	35:BP:67:ARG:HE	1.65	0.99
26:BA:2376:A:C2	37:BS:102:LEU:HD22	1.96	0.99
45:BV:20:ILE:CG2	45:BV:67:LYS:HD2	1.92	0.99
41:BY:73:HIS:HA	41:BY:91:LEU:HD11	1.12	0.99
26:BA:2354:G:N3	48:B0:32:LYS:HE3	1.73	0.99
26:BA:2273:A:N7	26:BA:2274:A:C8	2.30	0.99
27:BD:146:LYS:HD3	27:BD:147:PRO:HD2	1.03	0.99
27:BD:161:ALA:C	27:BD:162:GLN:NE2	2.16	0.99
29:BF:196:THR:HG23	29:BF:236:THR:HG21	1.43	0.99
32:BI:94:THR:CG2	32:BI:96:LYS:HB3	1.90	0.99
55:BK:9:ILE:HD13	55:BK:31:HIS:CB	1.89	0.99
35:BP:141:GLU:CB	35:BP:145:LEU:HD22	1.93	0.99
26:BA:2275:C:O2	36:BQ:103:ALA:HB2	1.60	0.99
36:BQ:54:VAL:O	36:BQ:56:ILE:N	1.96	0.99
7:AD:21:LEU:HD22	7:AD:114:ARG:HG3	1.44	0.99
48:B0:36:ILE:CB	48:B0:68:VAL:HG11	1.92	0.99
46:B2:55:ARG:O	46:B2:58:THR:N	1.96	0.99
54:B9:10:MET:HB3	54:B9:32:HIS:CD2	1.97	0.99
26:BA:2090:G:N1	26:BA:2230:G:O6	1.94	0.99
26:BA:2555:U:OP2	26:BA:2555:U:H6	1.45	0.99
25:BB:76:G:OP1	42:BZ:10:PRO:HB3	1.61	0.99
27:BD:213:LYS:HB3	27:BD:215:LYS:H	1.17	0.99
26:BA:2051:A:O2'	28:BE:238:LEU:HD23	1.60	0.99
28:BE:74:GLU:N	28:BE:74:GLU:OE2	1.94	0.99
29:BF:3:ALA:CB	29:BF:16:VAL:C	2.28	0.99
29:BF:37:ALA:CB	29:BF:102:LEU:HB2	1.91	0.99

*Continued on next page...*



*Continued from previous page...*

Atom-1	Atom-2	Interatomic distance (Å)	Clash overlap (Å)
30:BG:21:VAL:HG13	30:BG:132:VAL:HG23	1.03	0.99
31:BH:73:ASN:CG	31:BH:137:LYS:HZ1	1.64	0.99
33:BN:15:ARG:CD	33:BN:43:ARG:CD	2.38	0.99
36:BQ:41:THR:HG22	36:BQ:125:TRP:CE3	1.95	0.99
43:BR:43:GLU:O	43:BR:45:ARG:N	1.94	0.99
43:BR:93:GLY:O	43:BR:95:THR:N	1.95	0.99
41:BY:74:VAL:CG1	41:BY:77:VAL:CG2	2.40	0.99
1:AA:1015:A:OP1	22:AS:14:HIS:HE1	1.41	0.99
1:AA:889:A:N6	1:AA:908:A:N7	2.11	0.99
49:B4:5:LEU:HD12	49:B4:60:ASN:ND2	1.77	0.99
52:B7:38:GLY:O	52:B7:39:ARG:HB2	1.62	0.99
26:BA:687:C:C4'	52:B7:4:THR:CG2	2.40	0.99
53:B8:41:ILE:C	53:B8:43:GLY:H	1.65	0.99
26:BA:2082:A:C6	26:BA:2239:G:C6	2.50	0.99
26:BA:2464:C:N4	26:BA:2487:G:C5	2.31	0.99
26:BA:2576:G:OP1	26:BA:2576:G:H3'	1.61	0.99
26:BA:2603:G:N1	26:BA:2604:U:C5	2.29	0.99
26:BA:2821:A:H2	26:BA:2822:G:C5	1.67	0.99
30:BG:19:GLU:HB2	30:BG:135:VAL:CG2	1.79	0.99
26:BA:2303:G:C4'	30:BG:99:ASP:CB	2.40	0.99
32:BI:89:LEU:HD12	32:BI:93:ILE:CG2	1.93	0.99
37:BS:32:PRO:HG2	37:BS:100:ALA:HB1	1.00	0.99
40:BX:24:LEU:CD1	40:BX:68:LEU:HD22	1.90	0.99
26:BA:398:G:OP1	49:B4:58:LYS:NZ	1.95	0.99
26:BA:1566:A:H2	27:BD:212:HIS:HA	1.19	0.99
26:BA:2361:A:C2'	26:BA:2362:G:H5'	1.92	0.99
26:BA:2386:C:H4'	48:B0:39:ARG:NH2	1.72	0.99
26:BA:2710:C:O2'	26:BA:2711:A:C5'	2.10	0.99
26:BA:2755:C:O5'	26:BA:2755:C:C6	2.15	0.99
26:BA:974(A):C:H1'	26:BA:989:G:H22	1.24	0.99
27:BD:85:ASN:CG	27:BD:86:ARG:NE	2.16	0.99
28:BE:44:TYR:CD1	28:BE:309:PRO:HD3	1.97	0.99
29:BF:220:THR:HA	29:BF:224:ALA:HB2	1.43	0.99
29:BF:5:ILE:HA	29:BF:139:VAL:HG11	1.42	0.99
30:BG:56:ARG:HG2	30:BG:65:GLU:HB2	1.01	0.99
34:BO:63:VAL:N	34:BO:84:CYS:SG	2.34	0.99
34:BO:98:ILE:CG1	34:BO:117:LEU:HB3	1.92	0.99
37:BS:32:PRO:CD	37:BS:100:ALA:HA	1.92	0.99
37:BS:87:LEU:H	37:BS:87:LEU:HD22	1.26	0.99
39:BW:10:VAL:HG13	39:BW:46:PHE:HE2	1.23	0.99
39:BW:81:ALA:O	39:BW:82:LEU:HD13	1.62	0.99

*Continued on next page...*



*Continued from previous page...*

Atom-1	Atom-2	Interatomic distance (Å)	Clash overlap (Å)
48:B0:24:LYS:HG2	48:B0:56:ASP:CG	1.82	0.99
49:B4:16:TYR:O	49:B4:17:GLN:HG3	0.82	0.99
49:B4:73:LYS:HG3	49:B4:73:LYS:OXT	1.61	0.99
51:B6:22:TYR:O	51:B6:23:THR:CG2	2.11	0.99
51:B6:39:LYS:HA	51:B6:50:PHE:HD1	1.23	0.99
26:BA:1789:A:H4'	27:BD:224:VAL:CG1	1.92	0.99
26:BA:2251:G:C5'	36:BQ:102:ARG:NH2	2.26	0.99
26:BA:2469:A:H5'	26:BA:2469:A:C8	1.95	0.99
26:BA:2666:C:C3'	26:BA:2667:C:H5'	1.93	0.99
26:BA:2745:C:H1'	31:BH:142:GLU:HG3	1.02	0.99
27:BD:89:ASN:O	27:BD:105:ALA:HB1	1.58	0.99
29:BF:63:SER:H	29:BF:65:ARG:HE	1.04	0.99
32:BI:3:VAL:CG2	32:BI:21:VAL:HG23	1.92	0.99
32:BI:65:ALA:HB1	32:BI:134:HIS:HB2	1.44	0.99
55:BK:121:LEU:CD2	55:BK:125:MET:CE	2.40	0.99
42:BZ:92:VAL:HG13	42:BZ:124:ALA:HB2	1.42	0.99
42:BZ:69:VAL:HG21	42:BZ:81:VAL:HG13	1.03	0.99
1:AA:463:A:OP2	19:AP:75:ARG:NH2	1.96	0.99
3:AW:25:C:C1'	3:AW:26:G:C8	2.33	0.99
48:B0:43:THR:OG1	48:B0:75:GLY:C	2.01	0.99
47:B3:20:LYS:HA	47:B3:23:LEU:HD11	0.99	0.99
52:B7:34:ARG:HH11	52:B7:42:LEU:HD23	1.09	0.99
26:BA:1545:A:C3'	26:BA:545(A):A:P	2.51	0.99
26:BA:1620:G:H1'	52:B7:1:MET:H3	1.22	0.99
26:BA:929:G:H21	47:B3:43:ILE:N	1.60	0.99
25:BB:43:C:H1'	30:BG:47:GLN:NE2	1.76	0.99
27:BD:100:LYS:O	27:BD:101:ARG:HG3	1.62	0.99
29:BF:163:HIS:HA	29:BF:166:ILE:CG1	1.92	0.99
29:BF:243:VAL:O	29:BF:246:ARG:CB	2.11	0.99
32:BI:48:GLU:HG3	32:BI:52:GLN:HE21	1.27	0.99
34:BO:2:ILE:HG22	34:BO:21:VAL:HG21	1.42	0.99
35:BP:117:GLU:OE2	35:BP:136:ALA:CA	2.10	0.99
44:BU:31:GLN:O	44:BU:33:ARG:N	1.95	0.99
44:BU:65:ILE:CG2	44:BU:76:TYR:CE2	2.37	0.99
39:BW:84:ARG:HB2	39:BW:96:ILE:HD13	1.44	0.99
26:BA:2331:G:C4'	48:B0:70:ILE:CG1	2.12	0.99
26:BA:2531:A:C2'	26:BA:2532:G:H5'	1.93	0.99
29:BF:214:THR:OG1	29:BF:216:SER:O	1.81	0.99
55:BK:37:GLU:O	55:BK:41:ARG:CD	2.10	0.99
55:BK:15:ALA:HB1	55:BK:46:THR:HB	1.03	0.99
35:BP:132:LYS:H	35:BP:132:LYS:CD	1.74	0.99

*Continued on next page...*



*Continued from previous page...*

Atom-1	Atom-2	Interatomic distance (Å)	Clash overlap (Å)
35:BP:77:ALA:CB	35:BP:81:VAL:CG1	2.41	0.99
36:BQ:142:LYS:CE	36:BQ:143:VAL:N	2.26	0.99
36:BQ:58:HIS:CA	36:BQ:61:LEU:CD1	2.41	0.99
37:BS:32:PRO:HD2	37:BS:101:VAL:H	1.27	0.99
39:BW:36:LEU:HD11	39:BW:47:VAL:HG12	1.40	0.99
1:AA:1320:C:N3	22:AS:72:GLY:HA3	1.77	0.99
1:AA:406:G:H21	7:AD:119:GLN:HE22	1.10	0.99
53:B8:60:LEU:O	53:B8:61:MET:O	1.79	0.99
26:BA:2531:A:H2'	26:BA:2532:G:H5'	1.02	0.99
26:BA:1782:C:C2	26:BA:2609:U:C5	2.51	0.99
26:BA:2712:U:H3'	26:BA:2714:G:OP2	1.60	0.99
27:BD:110:LYS:HA	27:BD:110:LYS:HZ3	0.82	0.99
27:BD:143:ILE:HG12	27:BD:153:LEU:CB	1.92	0.99
26:BA:1791:A:OP1	27:BD:210:LYS:HD2	1.60	0.99
28:BE:212:GLY:O	28:BE:216:ARG:HG3	1.54	0.99
28:BE:263:GLU:HG3	28:BE:266:LYS:HE2	1.00	0.99
29:BF:159:ALA:O	29:BF:160:LEU:HD23	1.62	0.99
29:BF:225:PRO:O	29:BF:231:ARG:CG	2.09	0.99
55:BK:18:ALA:C	55:BK:19:THR:HG23	1.81	0.99
33:BN:10:VAL:HB	33:BN:36:VAL:CA	1.92	0.99
33:BN:79:PHE:O	33:BN:83:ILE:HG23	1.63	0.99
26:BA:2495:G:O2'	36:BQ:101:MET:CE	2.11	0.99
2:AV:1:G:O2'	36:BQ:98:GLY:HA2	1.60	0.99
44:BU:59:ARG:O	44:BU:62:ILE:HG12	1.62	0.99
40:BX:9:HIS:ND1	40:BX:26:PHE:C	2.15	0.99
42:BZ:39:PHE:O	42:BZ:43:PHE:CG	2.16	0.99
42:BZ:2:GLU:CA	42:BZ:54:ILE:HG21	1.87	0.99
16:AM:92:HIS:CD2	16:AM:98:VAL:CG2	2.45	0.98
47:B3:16:PRO:HB2	47:B3:19:GLN:CG	1.93	0.98
50:B5:11:THR:CG2	50:B5:19:ARG:HH22	1.76	0.98
52:B7:21:ARG:CB	52:B7:31:LEU:HD11	1.92	0.98
26:BA:1210:A:H5'	26:BA:1211:U:H3'	1.43	0.98
26:BA:2022:U:H4'	26:BA:2023:G:OP1	1.61	0.98
26:BA:2093:G:N7	26:BA:2225:A:C5	2.31	0.98
26:BA:2198:A:C6	26:BA:2225:A:N6	2.31	0.98
26:BA:2219:G:H2'	26:BA:2224:G:H5'	1.41	0.98
26:BA:2239:G:H2'	26:BA:2240:C:C6	1.98	0.98
26:BA:2277:G:O3'	36:BQ:15:THR:OG1	1.80	0.98
26:BA:2429:G:C5'	26:BA:2430:A:OP2	2.10	0.98
26:BA:2616:C:C2	26:BA:2617:C:H5	1.81	0.98
26:BA:2746:U:C4'	31:BH:138:GLN:HA	1.93	0.98

*Continued on next page...*



*Continued from previous page...*

Atom-1	Atom-2	Interatomic distance (Å)	Clash overlap (Å)
28:BE:201:VAL:HA	28:BE:310:PHE:O	1.61	0.98
32:BI:31:PHE:CE1	32:BI:36:ALA:HB3	1.98	0.98
33:BN:45:VAL:H	33:BN:132:LEU:HD22	1.28	0.98
34:BO:101:PRO:CB	34:BO:122:ILE:HD11	1.93	0.98
26:BA:1666:G:O2'	34:BO:6:SER:HB3	1.60	0.98
43:BR:34:ILE:CG2	43:BR:35:THR:N	2.12	0.98
41:BY:81:LYS:HD2	41:BY:83:ASP:H	1.28	0.98
42:BZ:37:LYS:HA	42:BZ:40:ASP:OD2	1.61	0.98
1:AA:1222:G:OP2	1:AA:1322:C:C5	2.15	0.98
26:BA:138:G:H3'	26:BA:138:G:N3	1.78	0.98
26:BA:223:A:C3'	26:BA:224:G:P	2.51	0.98
26:BA:2356:C:H2'	26:BA:2357:U:O5'	1.63	0.98
26:BA:2378:A:C4	37:BS:26:LEU:CD2	2.45	0.98
26:BA:783:A:H4'	26:BA:2588:G:O3'	1.62	0.98
26:BA:2654:A:N6	26:BA:2667:C:N4	2.11	0.98
26:BA:2826:A:C5	26:BA:2827:C:H5	1.72	0.98
31:BH:130:ILE:HG22	31:BH:131:ILE:H	1.27	0.98
31:BH:120:LEU:HD13	31:BH:143:LEU:HD12	1.43	0.98
31:BH:93:TYR:CE1	31:BH:106:VAL:C	2.35	0.98
26:BA:1140:C:OP1	33:BN:18:ILE:HD11	1.61	0.98
33:BN:60:ARG:O	33:BN:71:TYR:CG	2.16	0.98
43:BR:52:ILE:HG22	43:BR:53:HIS:H	1.19	0.98
26:BA:563:G:N2	44:BU:37:GLN:HE22	1.61	0.98
41:BY:71:VAL:CG1	41:BY:72:ILE:H	1.76	0.98
46:B2:11:MET:O	46:B2:12:THR:O	1.81	0.98
46:B2:2:VAL:H	46:B2:4:HIS:CE1	1.80	0.98
51:B6:28:ARG:HG3	51:B6:30:ASN:HB3	1.44	0.98
26:BA:1312:U:HO2'	26:BA:1314:C:H5	1.11	0.98
26:BA:2392:A:C8	26:BA:2393:A:C8	2.51	0.98
26:BA:2552:U:C2	26:BA:2554:U:H5'	1.96	0.98
26:BA:2584:U:H3'	26:BA:2584:U:H6	1.21	0.98
26:BA:2601:C:O2	26:BA:2603:G:N7	1.96	0.98
26:BA:2647:U:O2'	26:BA:2648:C:C5'	2.10	0.98
28:BE:263:GLU:HG3	28:BE:266:LYS:CE	1.91	0.98
29:BF:245:GLU:H	29:BF:245:GLU:CD	1.64	0.98
31:BH:93:TYR:O	31:BH:94:ARG:HG3	1.60	0.98
34:BO:37:ASP:HB2	34:BO:62:VAL:HG21	1.44	0.98
36:BQ:137:ARG:HH11	36:BQ:138:ARG:HG2	1.28	0.98
36:BQ:47:GLU:OE2	36:BQ:151:SER:C	2.02	0.98
43:BR:87:TYR:OH	43:BR:116:LEU:HB2	1.64	0.98
37:BS:34:LEU:HG	37:BS:102:LEU:CA	1.93	0.98

*Continued on next page...*



*Continued from previous page...*

Atom-1	Atom-2	Interatomic distance (Å)	Clash overlap (Å)
45:BV:50:ASP:N	45:BV:53:LYS:HD2	1.76	0.98
26:BA:973:A:N1	45:BV:81:ARG:HD2	0.85	0.98
26:BA:1260:G:C5'	39:BW:83:LYS:NZ	2.26	0.98
40:BX:6:LYS:HZ1	40:BX:29:ASP:HA	1.05	0.98
1:AA:1278:U:H5''	1:AA:1279:A:H5'	1.41	0.98
1:AA:1276:G:O2'	1:AA:1282:C:C4'	2.12	0.98
46:B2:3:LEU:O	46:B2:4:HIS:HB2	1.59	0.98
47:B3:7:LYS:O	47:B3:54:VAL:CB	2.10	0.98
53:B8:26:LYS:CE	53:B8:45:GLY:H	1.73	0.98
26:BA:1364:G:O5'	49:B4:3:LYS:CG	2.10	0.98
26:BA:2021:C:OP2	50:B5:15:LYS:NZ	1.95	0.98
26:BA:2246:G:C2'	26:BA:2247:A:H5'	1.92	0.98
26:BA:2463:C:C2	26:BA:2464:C:H5	1.78	0.98
26:BA:2472:G:H2'	26:BA:2475:C:H42	0.83	0.98
26:BA:2625:G:H2'	26:BA:2626:C:C6	1.98	0.98
26:BA:612:G:H4'	26:BA:616:A:N6	1.78	0.98
26:BA:617:G:OP2	29:BF:221:GLU:OE1	1.80	0.98
27:BD:74:PRO:CD	27:BD:96:ALA:HB2	1.93	0.98
29:BF:224:ALA:HB3	29:BF:225:PRO:HD3	1.43	0.98
26:BA:1204:A:HO2'	29:BF:230:GLY:N	1.61	0.98
31:BH:120:LEU:HD13	31:BH:143:LEU:CD1	1.93	0.98
32:BI:48:GLU:O	32:BI:52:GLN:CG	2.11	0.98
55:BK:37:GLU:HG2	55:BK:41:ARG:HH12	1.22	0.98
34:BO:11:ALA:HB1	34:BO:99:PHE:HB3	1.45	0.98
35:BP:62:ALA:CA	35:BP:107:LYS:HE3	1.94	0.98
44:BU:65:ILE:HG22	44:BU:76:TYR:HE2	1.00	0.98
26:BA:993:G:C4'	45:BV:90:PHE:HE2	1.65	0.98
26:BA:138:G:H5''	40:BX:43:GLU:CG	1.92	0.98
42:BZ:91:PRO:HG2	42:BZ:127:PRO:CA	1.92	0.98
48:B0:49:GLN:OE1	48:B0:74:LYS:O	1.80	0.98
47:B3:31:LEU:HD23	47:B3:32:GLN:CA	1.93	0.98
50:B5:12:SER:CB	50:B5:15:LYS:NZ	2.19	0.98
52:B7:30:ILE:CB	52:B7:33:ARG:HD2	1.91	0.98
54:B9:29:ASN:HB2	54:B9:32:HIS:ND1	1.78	0.98
26:BA:227:A:N1	26:BA:2407:G:H1'	1.77	0.98
26:BA:2466:C:OP1	54:B9:5:SER:O	1.82	0.98
26:BA:25:U:H4'	39:BW:79:GLY:HA2	0.99	0.98
29:BF:115:LEU:HG	29:BF:246:ARG:CZ	1.91	0.98
33:BN:60:ARG:CA	33:BN:71:TYR:CD2	2.46	0.98
34:BO:35:ILE:HG23	34:BO:62:VAL:C	1.82	0.98
35:BP:104:ASP:O	35:BP:105:TYR:CD1	2.16	0.98

*Continued on next page...*



*Continued from previous page...*

Atom-1	Atom-2	Interatomic distance (Å)	Clash overlap (Å)
26:BA:2320:A:N1	37:BS:13:ARG:HG2	1.78	0.98
37:BS:61:ALA:HB2	37:BS:88:ALA:CB	1.91	0.98
45:BV:20:ILE:HG23	45:BV:67:LYS:HD2	1.43	0.98
26:BA:973:A:C2	45:BV:81:ARG:HD2	1.99	0.98
45:BV:61:VAL:HG22	45:BV:98:ILE:H	1.23	0.98
39:BW:86:LEU:HB3	39:BW:87:PRO:HD2	1.43	0.98
3:AW:37:YYG:C24	10:AG:85:TYR:CD2	2.27	0.98
48:B0:45:PHE:HE1	48:B0:78:PHE:CD2	1.62	0.98
46:B2:63:GLU:OE2	46:B2:63:GLU:O	1.82	0.98
47:B3:20:LYS:O	47:B3:23:LEU:CB	2.11	0.98
49:B4:42:PHE:O	49:B4:61:LYS:CE	2.10	0.98
26:BA:2406:U:C4	35:BP:55:GLN:CB	2.30	0.98
26:BA:2492:U:C2'	26:BA:2493:U:O5'	2.11	0.98
26:BA:2520:C:N3	26:BA:2521:C:H5	1.59	0.98
26:BA:2687:U:H2'	26:BA:2687:U:O2	1.61	0.98
26:BA:2:G:C2	26:BA:2902:C:N3	2.31	0.98
29:BF:57:PRO:O	29:BF:79:ARG:HB2	1.62	0.98
29:BF:96:LYS:N	29:BF:98:ARG:NH2	2.09	0.98
55:BK:37:GLU:O	55:BK:41:ARG:HD3	1.63	0.98
36:BQ:49:VAL:HG22	36:BQ:119:ASN:O	1.63	0.98
39:BW:103:ILE:CG2	39:BW:103:ILE:O	2.08	0.98
26:BA:1614:A:H61	39:BW:88:ARG:HB2	1.22	0.98
1:AA:116:A:H61	1:AA:313:A:C1'	1.77	0.98
26:BA:75:G:H4'	46:B2:51:LYS:NZ	1.79	0.98
49:B4:5:LEU:CD2	49:B4:5:LEU:H	1.75	0.98
52:B7:43:THR:C	52:B7:46:ASP:CG	2.21	0.98
26:BA:1351:C:H2'	26:BA:1352:U:C6	1.98	0.98
26:BA:2567:G:HO2'	26:BA:2568:C:H6	1.07	0.98
26:BA:2574:G:C2'	26:BA:2575:C:H6	1.75	0.98
26:BA:2023:G:H5''	26:BA:2617:C:O2'	1.61	0.98
26:BA:2626:C:O2'	26:BA:2627:G:H5''	1.62	0.98
26:BA:2869:G:O2'	26:BA:2870:C:H5'	1.64	0.98
26:BA:68:G:H2'	26:BA:69:C:C6	1.99	0.98
27:BD:175:LEU:CD2	27:BD:180:VAL:CA	2.27	0.98
30:BG:18:ILE:HG22	30:BG:19:GLU:H	1.25	0.98
31:BH:101:LYS:CG	31:BH:115:GLU:CA	2.40	0.98
43:BR:25:ALA:O	43:BR:29:LEU:CD2	2.12	0.98
43:BR:36:THR:HG21	43:BR:40:LYS:CB	1.89	0.98
44:BU:30:LYS:O	44:BU:32:TYR:HD2	1.45	0.98
45:BV:61:VAL:CG2	45:BV:97:GLY:CA	2.40	0.98
39:BW:84:ARG:CB	39:BW:96:ILE:CD1	2.42	0.98

*Continued on next page...*



*Continued from previous page...*

Atom-1	Atom-2	Interatomic distance (Å)	Clash overlap (Å)
42:BZ:13:LYS:O	42:BZ:15:ASP:N	1.96	0.98
1:AA:1277:C:H1'	1:AA:1282:C:C2	1.98	0.98
51:B6:24:THR:O	51:B6:25:THR:CG2	2.11	0.98
26:BA:242:G:H3'	53:B8:5:LYS:NZ	1.78	0.98
26:BA:2219:G:O2'	26:BA:2224:G:P	2.22	0.98
26:BA:2564:A:H2'	26:BA:2565:A:H8	0.96	0.98
26:BA:2622:C:C2	26:BA:2623:G:C8	2.52	0.98
26:BA:2712:U:O2'	26:BA:712(A):A:C5'	2.11	0.98
26:BA:965:C:O2'	26:BA:2272:U:H6	1.19	0.98
28:BE:76:PRO:CB	28:BE:77:PRO:CD	2.35	0.98
29:BF:102:LEU:HB2	29:BF:107:ARG:NH2	1.77	0.98
30:BG:24:HIS:C	30:BG:129:ASP:OD2	2.01	0.98
32:BI:4:ILE:O	32:BI:5:PHE:O	1.81	0.98
26:BA:1139:G:OP1	33:BN:46:ILE:CG2	2.12	0.98
43:BR:110:PRO:O	43:BR:111:LEU:O	1.80	0.98
37:BS:116:PHE:O	37:BS:120:GLU:CD	2.01	0.98
44:BU:61:TRP:HZ3	44:BU:94:VAL:N	1.61	0.98
45:BV:33:VAL:HB	45:BV:63:HIS:ND1	1.78	0.98
39:BW:69:LEU:N	39:BW:69:LEU:HD23	1.77	0.98
42:BZ:18:MET:C	42:BZ:36:ARG:HG3	1.82	0.98
1:AA:1014:A:C2	22:AS:34:TRP:CD2	2.52	0.98
1:AA:361(A):C:C2'	1:AA:1362:C:H5''	1.93	0.98
48:B0:46:LYS:CE	48:B0:58:THR:OG1	2.11	0.98
53:B8:50:LEU:HD23	53:B8:51:ALA:CA	1.94	0.98
26:BA:1129:A:C2	26:BA:2570:G:O4'	2.17	0.98
26:BA:145:G:H4'	40:BX:1:SER:HB2	1.44	0.98
26:BA:1782:C:C2	26:BA:2609:U:H6	1.56	0.98
26:BA:1820:U:O2	27:BD:200:THR:HG23	1.60	0.98
26:BA:2094:G:C2	26:BA:2196:C:C2	2.50	0.98
26:BA:2314:C:OP1	30:BG:74:THR:HG22	1.64	0.98
26:BA:2428:G:H5''	26:BA:2429:G:OP1	1.64	0.98
26:BA:2460:U:O2	26:BA:2493:U:C5	2.17	0.98
26:BA:2848:G:H22	26:BA:2867:G:H1'	0.82	0.98
31:BH:10:ILE:HG22	31:BH:14:VAL:CG1	1.79	0.98
34:BO:37:ASP:O	34:BO:61:VAL:HG13	1.64	0.98
45:BV:49:GLU:HB3	45:BV:53:LYS:HD2	1.44	0.98
41:BY:86:GLU:O	41:BY:87:VAL:CG2	2.11	0.98
42:BZ:68:ALA:C	42:BZ:69:VAL:HG23	1.81	0.98
1:AA:1313:U:O4	22:AS:4:SER:OG	1.82	0.98
9:AF:95:GLU:HB2	9:AF:96:PRO:HD3	1.42	0.98
26:BA:396:G:OP1	49:B4:10:VAL:HA	1.63	0.98

*Continued on next page...*



*Continued from previous page...*

Atom-1	Atom-2	Interatomic distance (Å)	Clash overlap (Å)
52:B7:44:VAL:O	52:B7:46:ASP:N	1.96	0.98
26:BA:2459:A:N7	26:BA:2460:U:C5	2.31	0.98
26:BA:2584:U:H2'	26:BA:2585:U:C5	1.98	0.98
26:BA:2785:C:C2'	26:BA:2786:U:C6	2.46	0.98
28:BE:208:LYS:H	28:BE:257:GLY:HA3	1.27	0.98
29:BF:25:PRO:O	29:BF:26:VAL:CG2	2.12	0.98
32:BI:7:LYS:CA	32:BI:14:LYS:HG2	1.94	0.98
32:BI:62:LEU:O	32:BI:66:LYS:HE2	1.64	0.98
35:BP:65:ASP:HA	35:BP:109:LEU:N	1.79	0.98
44:BU:117:ARG:CD	44:BU:118:GLN:HG2	1.93	0.98
44:BU:28:ARG:N	44:BU:31:GLN:HG3	1.77	0.98
44:BU:53:LYS:HA	44:BU:56:ASP:OD2	1.64	0.98
39:BW:97:LYS:HE3	39:BW:99:ARG:NH1	1.79	0.98
2:AV:34:G:C2'	2:AV:35:A:H5''	1.93	0.97
48:B0:28:GLY:N	48:B0:60:PHE:HD2	1.35	0.97
46:B2:27:LEU:HD11	46:B2:53:ILE:CD1	1.93	0.97
26:BA:2815:C:C5'	50:B5:29:ASN:HD22	1.76	0.97
26:BA:650:C:H5''	53:B8:19:THR:HG23	1.45	0.97
26:BA:2248:C:H2'	26:BA:2249:U:H5'	1.43	0.97
26:BA:2392:A:H2'	26:BA:2393:A:C5'	1.94	0.97
26:BA:2393:A:H4'	53:B8:13:ARG:NH2	1.79	0.97
26:BA:2404:C:N4	26:BA:2405:G:C6	2.31	0.97
26:BA:2595:G:H1'	26:BA:2599:G:H22	1.27	0.97
26:BA:25:U:H5''	39:BW:80:PRO:HD2	1.44	0.97
26:BA:2731:G:OP1	28:BE:265:ASN:HB3	1.62	0.97
28:BE:46:ALA:HB3	28:BE:72:VAL:O	1.63	0.97
29:BF:36:ARG:O	29:BF:39:GLN:OE1	1.81	0.97
31:BH:123:GLU:O	31:BH:130:ILE:CG2	2.11	0.97
31:BH:58:LYS:HG3	31:BH:59:HIS:H	1.29	0.97
32:BI:95:SER:HG	32:BI:98:ILE:HD12	1.28	0.97
33:BN:19:MET:HB2	33:BN:46:ILE:HG12	0.98	0.97
36:BQ:45:GLN:OE1	36:BQ:153:PRO:HD2	1.62	0.97
36:BQ:67:ALA:CB	36:BQ:70:ARG:HH11	1.65	0.97
41:BY:49:GLU:HG2	41:BY:59:GLU:HA	1.45	0.97
49:B4:14:ILE:HB	49:B4:37:SER:O	1.63	0.97
53:B8:57:ARG:O	53:B8:58:MET:O	1.81	0.97
26:BA:1809:A:H62	49:B4:3:LYS:CG	1.77	0.97
26:BA:2226:C:H2'	26:BA:2227:A:C4'	1.94	0.97
26:BA:2232:U:H2'	26:BA:2233:U:C5'	1.93	0.97
26:BA:2364:C:C5'	48:B0:38:VAL:CG1	2.42	0.97
26:BA:911:A:N7	36:BQ:16:ARG:HG3	1.78	0.97

*Continued on next page...*



*Continued from previous page...*

Atom-1	Atom-2	Interatomic distance (Å)	Clash overlap (Å)
27:BD:140:VAL:HG12	27:BD:141:HIS:N	1.77	0.97
27:BD:167:GLU:HB2	27:BD:170:TYR:HD1	1.20	0.97
27:BD:85:ASN:ND2	27:BD:86:ARG:CD	2.27	0.97
28:BE:201:VAL:H	28:BE:266:LYS:HD2	1.29	0.97
26:BA:2785:C:H5''	28:BE:99:VAL:HG22	0.98	0.97
29:BF:243:VAL:O	29:BF:246:ARG:HB2	1.64	0.97
31:BH:86:LEU:N	31:BH:148:ARG:NH2	2.12	0.97
31:BH:86:LEU:HD22	31:BH:87:GLU:H	1.27	0.97
35:BP:52:LYS:CD	35:BP:53:ARG:NH1	2.26	0.97
36:BQ:142:LYS:O	36:BQ:143:VAL:CG2	2.11	0.97
36:BQ:33:MET:HB3	36:BQ:83:PHE:HB3	1.43	0.97
43:BR:46:GLY:O	43:BR:49:ASP:HB3	1.62	0.97
44:BU:7:GLY:O	44:BU:9:VAL:HG23	1.64	0.97
45:BV:30:GLY:CA	45:BV:33:VAL:CG2	2.40	0.97
40:BX:35:GLY:O	40:BX:37:VAL:N	1.97	0.97
41:BY:101:LEU:HG	41:BY:112:LEU:HD11	0.99	0.97
41:BY:31:LEU:H	41:BY:31:LEU:HD23	0.82	0.97
42:BZ:123:VAL:HB	42:BZ:159:THR:HG21	1.41	0.97
1:AA:1255:G:N2	1:AA:1258:G:N2	2.13	0.97
13:AJ:10:GLY:HA3	13:AJ:16:LEU:HD21	1.45	0.97
49:B4:23:GLU:CD	49:B4:29:PRO:HG3	1.84	0.97
52:B7:34:ARG:HD3	52:B7:42:LEU:HD23	1.29	0.97
26:BA:1031:G:C4'	54:B9:8:LYS:HD3	1.93	0.97
26:BA:2465:C:O2'	26:BA:2466:C:O5'	1.82	0.97
26:BA:2497:A:O2'	26:BA:2498:C:O5'	1.81	0.97
26:BA:2532:G:H8	26:BA:2532:G:C5'	1.75	0.97
27:BD:211:HIS:CE1	27:BD:212:HIS:HD2	1.82	0.97
26:BA:1568:G:O5'	27:BD:60:GLN:HG2	0.83	0.97
28:BE:101:THR:O	28:BE:103:GLU:HG3	1.64	0.97
33:BN:52:GLN:HA	33:BN:55:GLU:CG	1.93	0.97
34:BO:81:GLU:HG2	34:BO:82:ASN:H	1.26	0.97
45:BV:61:VAL:HG22	45:BV:98:ILE:N	1.78	0.97
1:AA:436:C:H2'	1:AA:437:U:C6	2.00	0.97
40:BX:4:VAL:CG1	46:B2:24:LYS:NZ	2.27	0.97
40:BX:4:VAL:HG13	46:B2:24:LYS:NZ	1.79	0.97
52:B7:31:LEU:HD23	52:B7:31:LEU:N	1.77	0.97
26:BA:919:G:H21	26:BA:2268:A:H5'	1.29	0.97
26:BA:2652:C:C4	26:BA:2653:U:C4	2.51	0.97
26:BA:2717:G:H8	26:BA:2717:G:H5'	0.82	0.97
29:BF:52:ALA:HB1	29:BF:55:ARG:CZ	1.94	0.97
31:BH:159:LYS:H	31:BH:162:ARG:HH22	0.98	0.97

*Continued on next page...*



*Continued from previous page...*

Atom-1	Atom-2	Interatomic distance (Å)	Clash overlap (Å)
31:BH:34:ARG:HH12	31:BH:73:ASN:HB2	1.26	0.97
55:BK:97:VAL:HA	55:BK:99:LYS:NZ	1.80	0.97
35:BP:57:VAL:HG12	35:BP:58:GLN:H	0.80	0.97
26:BA:2276:G:OP2	36:BQ:103:ALA:HA	1.64	0.97
43:BR:73:VAL:HG12	43:BR:77:ARG:CZ	1.93	0.97
44:BU:95:LEU:O	44:BU:106:PHE:HE1	1.46	0.97
45:BV:62:GLU:O	45:BV:95:ILE:HG23	0.80	0.97
39:BW:11:ARG:HH11	39:BW:11:ARG:HG3	1.26	0.97
40:BX:17:ASP:HA	40:BX:20:PHE:HE1	1.18	0.97
40:BX:28:VAL:HG11	40:BX:64:ALA:CB	1.94	0.97
40:BX:6:LYS:CE	40:BX:29:ASP:HA	1.93	0.97
42:BZ:14:LEU:HD21	42:BZ:79:ILE:HG21	1.46	0.97
7:AD:23:GLY:CA	7:AD:113:SER:HB3	1.93	0.97
3:AW:65:G:C6	3:AW:66:A:C4	2.49	0.97
40:BX:4:VAL:CG2	46:B2:24:LYS:HZ1	1.78	0.97
46:B2:26:GLU:HG2	46:B2:27:LEU:N	1.77	0.97
52:B7:18:PHE:N	52:B7:44:VAL:CG2	2.27	0.97
26:BA:1080:C:O2'	55:BK:126:LYS:CB	2.13	0.97
26:BA:2436:G:H2'	26:BA:2437:U:O5'	1.61	0.97
26:BA:2445:G:C2'	26:BA:2446:G:H5'	1.94	0.97
26:BA:2464:C:C4	26:BA:2487:G:C6	2.53	0.97
26:BA:2520:C:O2	26:BA:2521:C:H6	1.44	0.97
26:BA:2678:C:O2	26:BA:2679:A:N9	1.97	0.97
26:BA:2690:C:H6	26:BA:2690:C:H3'	1.27	0.97
26:BA:282:A:N7	26:BA:360:G:N2	2.11	0.97
26:BA:2832:U:H1'	26:BA:2834:G:N2	1.78	0.97
27:BD:129:LEU:CD2	27:BD:130:PRO:HD3	1.93	0.97
26:BA:782:A:C2	27:BD:233:ASP:OD2	2.16	0.97
28:BE:76:PRO:HB3	28:BE:292:PRO:HG2	1.44	0.97
26:BA:2313:C:OP1	30:BG:51:ARG:CB	2.12	0.97
55:BK:100:VAL:HG12	55:BK:101:THR:N	1.78	0.97
33:BN:12:VAL:HG12	33:BN:13:ASP:N	1.80	0.97
34:BO:62:VAL:C	34:BO:84:CYS:SG	2.42	0.97
34:BO:8:LEU:HD23	34:BO:8:LEU:N	1.80	0.97
34:BO:95:GLY:O	34:BO:97:ARG:N	1.96	0.97
36:BQ:50:VAL:HG12	36:BQ:51:GLU:N	1.75	0.97
36:BQ:65:ARG:NH2	36:BQ:122:PHE:CD2	2.32	0.97
44:BU:13:ARG:CG	44:BU:13:ARG:HH11	1.77	0.97
44:BU:27:SER:O	44:BU:28:ARG:C	2.01	0.97
41:BY:9:LYS:NZ	41:BY:13:ARG:NH2	2.13	0.97
42:BZ:90:GLU:N	42:BZ:91:PRO:CD	2.27	0.97

*Continued on next page...*



*Continued from previous page...*

Atom-1	Atom-2	Interatomic distance (Å)	Clash overlap (Å)
1:AA:410:G:P	7:AD:25:ARG:NE	2.37	0.97
3:AW:65:G:C5	3:AW:66:A:N7	2.25	0.97
49:B4:14:ILE:HG23	49:B4:16:TYR:CD1	1.99	0.97
53:B8:62:LEU:CB	53:B8:63:PRO:HD3	1.94	0.97
26:BA:2464:C:H42	26:BA:2486:G:H1	1.01	0.97
26:BA:2555:U:OP2	26:BA:2555:U:C6	2.17	0.97
26:BA:2567:G:N3	26:BA:2568:C:H5	1.49	0.97
26:BA:2695:C:HO2'	26:BA:2696:U:H6	1.08	0.97
26:BA:2734:A:H5''	26:BA:2734:A:H8	1.27	0.97
26:BA:2788:C:H5''	26:BA:2789:C:P	2.03	0.97
26:BA:2801:A:H2	26:BA:2895:U:HO2'	0.97	0.97
29:BF:115:LEU:O	29:BF:118:THR:N	1.97	0.97
29:BF:36:ARG:C	29:BF:39:GLN:HE22	1.66	0.97
55:BK:42:PHE:CE1	55:BK:58:ILE:HD11	2.00	0.97
34:BO:73:ASP:O	34:BO:75:SER:N	1.97	0.97
35:BP:77:ALA:CB	35:BP:81:VAL:HG11	1.94	0.97
44:BU:26:GLY:O	44:BU:27:SER:HB2	1.63	0.97
44:BU:95:LEU:O	44:BU:106:PHE:CE1	2.18	0.97
44:BU:95:LEU:O	44:BU:98:ILE:HB	1.62	0.97
41:BY:79:LEU:HD12	41:BY:80:GLU:N	1.78	0.97
1:AA:826:C:H5'	11:AH:12:ARG:HE	1.26	0.97
1:AA:1491:G:OP1	15:AL:46:LYS:NZ	1.97	0.97
48:B0:46:LYS:HG2	48:B0:58:THR:N	1.79	0.97
46:B2:13:PRO:CA	46:B2:16:ARG:HD2	1.93	0.97
47:B3:40:THR:OG1	47:B3:43:ILE:CD1	2.13	0.97
49:B4:5:LEU:C	49:B4:7:PRO:HD2	1.84	0.97
50:B5:33:CYS:HB3	50:B5:37:HIS:H	1.29	0.97
26:BA:1299:G:H4'	26:BA:1301:A:N3	1.79	0.97
26:BA:2520:C:C5	26:BA:2567:G:C4	2.52	0.97
26:BA:2758:A:OP2	26:BA:2758:A:C3'	2.12	0.97
28:BE:221:LYS:HZ1	28:BE:233:ARG:HG2	1.22	0.97
36:BQ:85:ILE:CB	36:BQ:122:PHE:CD2	2.48	0.97
44:BU:59:ARG:HA	44:BU:62:ILE:HG13	0.98	0.97
39:BW:36:LEU:HD22	39:BW:44:ALA:HA	1.44	0.97
40:BX:30:ASP:O	40:BX:62:LYS:CE	2.08	0.97
40:BX:33:SER:N	40:BX:37:VAL:HG23	1.80	0.97
52:B7:34:ARG:NH1	52:B7:42:LEU:CA	2.28	0.97
26:BA:2554:U:H6	26:BA:2554:U:C3'	1.77	0.97
26:BA:1939:U:H1'	26:BA:2592:G:H4'	1.44	0.97
26:BA:2613:U:H5'	26:BA:2613:U:H6	1.28	0.97
26:BA:529:A:C2	26:BA:2022:U:OP1	2.18	0.97

*Continued on next page...*



*Continued from previous page...*

Atom-1	Atom-2	Interatomic distance (Å)	Clash overlap (Å)
26:BA:1993:U:H4'	28:BE:228:ARG:NH2	1.80	0.97
33:BN:50:GLU:HA	33:BN:53:ILE:CG2	1.92	0.97
43:BR:33:ARG:CB	43:BR:115:GLU:HB3	1.95	0.97
43:BR:52:ILE:O	43:BR:54:LEU:N	1.98	0.97
38:BT:50:GLU:HA	38:BT:55:ALA:HB3	0.99	0.97
45:BV:19:VAL:HG11	45:BV:21:ARG:NH1	1.77	0.97
40:BX:24:LEU:C	40:BX:26:PHE:HE1	1.52	0.97
1:AA:1269:A:H5'	24:AU:19:GLY:CA	1.95	0.97
1:AA:953:G:O2'	16:AM:124:PRO:O	1.82	0.97
47:B3:26:LEU:HD21	47:B3:46:ASN:HB3	1.46	0.97
47:B3:8:LEU:HD22	47:B3:31:LEU:CA	1.86	0.97
26:BA:1264:G:OP1	50:B5:19:ARG:NH1	1.98	0.97
26:BA:1807:G:H21	26:BA:1809:A:H5'	1.30	0.97
26:BA:2259:G:C8	26:BA:2260:C:C5	2.52	0.97
26:BA:2454:G:C2	26:BA:2455:G:H1'	1.99	0.97
27:BD:140:VAL:HG12	27:BD:141:HIS:H	1.23	0.97
27:BD:208:GLY:CA	27:BD:210:LYS:HZ1	1.65	0.97
26:BA:2785:C:C2'	28:BE:100:TRP:HD1	1.77	0.97
30:BG:19:GLU:OE1	30:BG:135:VAL:CG2	2.13	0.97
30:BG:53:LYS:HG2	30:BG:54:ALA:N	1.75	0.97
32:BI:101:SER:O	32:BI:103:GLN:N	1.98	0.97
43:BR:67:LEU:HD13	43:BR:68:ARG:N	1.80	0.97
43:BR:84:ALA:HB3	43:BR:85:PRO:HD3	1.44	0.97
37:BS:89:GLY:HA3	37:BS:125:ALA:HB1	1.43	0.97
44:BU:28:ARG:N	44:BU:31:GLN:CD	2.17	0.97
45:BV:33:VAL:HB	45:BV:63:HIS:CE1	1.98	0.97
45:BV:69:ILE:H	45:BV:91:THR:HG22	1.27	0.97
42:BZ:159:THR:CG2	42:BZ:160:LEU:H	1.76	0.97
48:B0:24:LYS:CG	48:B0:56:ASP:OD2	2.13	0.97
52:B7:3:ARG:O	52:B7:4:THR:HG23	1.64	0.97
26:BA:1031:G:C4'	54:B9:8:LYS:NZ	2.20	0.97
26:BA:2701:C:H3'	26:BA:2702:U:H5''	1.46	0.97
26:BA:2776:A:C4	26:BA:2778:A:N7	2.33	0.97
26:BA:2836:U:O2	26:BA:2883:A:C5	2.18	0.97
28:BE:315:VAL:O	28:BE:317:PRO:N	1.98	0.97
28:BE:79:ARG:HH12	28:BE:105:HIS:N	1.61	0.97
28:BE:99:VAL:HG12	28:BE:100:TRP:H	1.26	0.97
31:BH:42:ILE:C	31:BH:52:THR:HG21	1.86	0.97
32:BI:120:ALA:O	32:BI:121:ILE:O	1.83	0.97
34:BO:1:MET:CA	34:BO:2:ILE:HD12	1.94	0.97
35:BP:130:ARG:HA	35:BP:133:VAL:HG21	1.46	0.97

*Continued on next page...*



*Continued from previous page...*

Atom-1	Atom-2	Interatomic distance (Å)	Clash overlap (Å)
36:BQ:67:ALA:N	36:BQ:70:ARG:CZ	2.03	0.97
43:BR:60:LEU:CG	43:BR:61:HIS:H	1.75	0.97
37:BS:34:LEU:HD11	37:BS:103:ASP:H	1.27	0.97
38:BT:53:ASP:O	38:BT:56:ARG:NE	1.98	0.97
44:BU:94:VAL:C	44:BU:98:ILE:HD11	1.70	0.97
39:BW:12:ILE:O	39:BW:14:PRO:HD3	1.65	0.97
41:BY:33:GLU:OE2	41:BY:33:GLU:N	1.98	0.97
41:BY:78:THR:C	41:BY:89:ARG:HG3	1.84	0.97
42:BZ:105:GLN:O	42:BZ:142:ASN:ND2	1.97	0.97
42:BZ:69:VAL:HG22	42:BZ:82:ASP:H	1.30	0.97
1:AA:406:G:N2	1:AA:437:U:O2	1.98	0.96
46:B2:31:ARG:O	46:B2:33:VAL:C	1.89	0.96
46:B2:7:GLU:CD	46:B2:8:ILE:CG1	2.33	0.96
52:B7:32:ALA:HA	52:B7:35:ARG:CD	1.95	0.96
26:BA:1287:A:C1'	43:BR:104:ARG:NH1	2.27	0.96
26:BA:1287:A:N9	43:BR:104:ARG:NH1	2.13	0.96
26:BA:1944:U:H1'	26:BA:1955:U:H1'	1.44	0.96
26:BA:2574:G:C4	26:BA:2575:C:C6	2.52	0.96
26:BA:605:C:H3'	29:BF:105:LYS:CE	1.71	0.96
27:BD:134:ILE:HG23	27:BD:135:PRO:HD2	1.45	0.96
27:BD:178:GLY:O	27:BD:179:GLU:HG2	1.65	0.96
28:BE:269:ILE:N	28:BE:269:ILE:HD12	1.79	0.96
28:BE:48:MET:O	28:BE:49:THR:CG2	2.14	0.96
26:BA:2316:C:C5'	30:BG:151:ILE:CD1	2.36	0.96
32:BI:5:PHE:O	32:BI:36:ALA:HB2	1.63	0.96
55:BK:15:ALA:HB1	55:BK:46:THR:CB	1.95	0.96
26:BA:1140:C:N4	33:BN:49:ARG:NE	2.13	0.96
37:BS:111:PRO:C	37:BS:114:LYS:N	2.19	0.96
44:BU:105:ALA:O	44:BU:108:ALA:HB3	1.64	0.96
44:BU:56:ASP:O	44:BU:60:LEU:HG	1.65	0.96
44:BU:8:ILE:HA	44:BU:11:ARG:CD	1.94	0.96
41:BY:101:LEU:HD21	41:BY:103:LEU:HD21	0.97	0.96
42:BZ:46:GLN:O	42:BZ:49:THR:OG1	1.83	0.96
42:BZ:71:MET:CG	42:BZ:78:PRO:CG	2.36	0.96
1:AA:463:A:P	19:AP:75:ARG:HH22	1.88	0.96
52:B7:29:ASN:O	52:B7:31:LEU:N	1.96	0.96
26:BA:1034:G:P	54:B9:18:ARG:NH2	2.37	0.96
26:BA:1:G:H1	26:BA:2902:C:H41	0.97	0.96
26:BA:2251:G:N2	26:BA:2252:G:C4	2.33	0.96
26:BA:2494:G:N2	26:BA:2495:G:N9	2.13	0.96
26:BA:2638:G:N2	26:BA:2778:A:N6	1.79	0.96

*Continued on next page...*



*Continued from previous page...*

Atom-1	Atom-2	Interatomic distance (Å)	Clash overlap (Å)
26:BA:2688:U:C2	26:BA:2719:G:C2	2.53	0.96
26:BA:2788:C:O3'	26:BA:2789:C:P	2.24	0.96
26:BA:2880:C:N4	26:BA:2881:C:N4	2.13	0.96
28:BE:193:PHE:HE2	28:BE:199:ALA:CB	1.75	0.96
28:BE:269:ILE:HG13	28:BE:297:LYS:HG3	1.47	0.96
29:BF:167:ASP:O	29:BF:168:ARG:CG	2.13	0.96
55:BK:66:PHE:O	55:BK:67:THR:HG23	0.80	0.96
33:BN:138:THR:OG1	33:BN:139:LEU:CD1	2.06	0.96
33:BN:23:ALA:HA	33:BN:26:VAL:HG21	1.46	0.96
41:BY:72:ILE:CG2	41:BY:73:HIS:H	1.78	0.96
42:BZ:176:LEU:HD23	42:BZ:177:THR:N	1.80	0.96
6:AC:91:LEU:HD11	6:AC:99:VAL:HG22	1.45	0.96
1:AA:939:G:P	10:AG:102:ARG:HH12	1.88	0.96
17:AN:24:CYS:CB	17:AN:40:CYS:N	2.26	0.96
50:B5:46:CYS:HB3	50:B5:47:PRO:HD2	1.47	0.96
26:BA:2227:A:C2	26:BA:2228:G:C5	2.52	0.96
26:BA:2262:U:C2'	26:BA:2263:C:C5'	2.42	0.96
26:BA:2324:C:H42	26:BA:2331:G:H1	1.01	0.96
26:BA:2472:G:C2'	26:BA:2473:U:OP1	2.13	0.96
26:BA:2720:U:OP1	26:BA:2720:U:H4'	1.62	0.96
26:BA:2741:A:H2'	26:BA:2742:C:C6	1.98	0.96
26:BA:2848:G:N2	26:BA:2849:U:C2	2.23	0.96
27:BD:146:LYS:HZ2	27:BD:184:LEU:HD11	1.25	0.96
27:BD:216:ALA:HB1	27:BD:223:ASN:HB2	1.46	0.96
28:BE:107:GLU:HG2	28:BE:110:ARG:NH2	1.79	0.96
28:BE:205:THR:C	28:BE:206:LYS:HG3	1.85	0.96
30:BG:94:ALA:O	30:BG:95:THR:OG1	1.80	0.96
36:BQ:17:ARG:O	36:BQ:18:GLU:HG2	1.61	0.96
41:BY:32:ARG:C	41:BY:33:GLU:OE2	2.03	0.96
41:BY:71:VAL:HG12	41:BY:72:ILE:N	1.76	0.96
41:BY:51:LEU:HA	41:BY:97:ARG:HH21	0.82	0.96
42:BZ:116:VAL:HG23	42:BZ:169:VAL:HG21	0.96	0.96
1:AA:1222:G:OP2	1:AA:1322:C:N4	1.98	0.96
1:AA:652:U:H1'	1:AA:653:A:H2	1.30	0.96
7:AD:21:LEU:O	7:AD:113:SER:HB2	1.63	0.96
49:B4:33:VAL:O	49:B4:34:ASP:OD1	1.82	0.96
26:BA:2051:A:N6	26:BA:2614:A:C8	2.33	0.96
26:BA:2386:C:H4'	48:B0:39:ARG:HE	1.27	0.96
26:BA:2447:G:C6	26:BA:2500:U:C5	2.53	0.96
26:BA:2567:G:H2'	26:BA:2568:C:C5	1.99	0.96
26:BA:321:G:H1'	29:BF:206:ASN:HD22	1.28	0.96

*Continued on next page...*



*Continued from previous page...*

Atom-1	Atom-2	Interatomic distance (Å)	Clash overlap (Å)
26:BA:389:G:OP2	49:B4:24:THR:CG2	2.12	0.96
28:BE:206:LYS:O	28:BE:257:GLY:CA	2.12	0.96
29:BF:196:THR:CA	29:BF:236:THR:CG2	2.42	0.96
32:BI:75:LEU:HD13	32:BI:76:THR:N	1.80	0.96
32:BI:89:LEU:HD11	32:BI:93:ILE:CG2	1.92	0.96
37:BS:76:GLY:O	37:BS:82:TYR:CB	2.13	0.96
37:BS:87:LEU:O	37:BS:90:LEU:N	1.97	0.96
26:BA:29:U:C5'	44:BU:11:ARG:HH12	1.79	0.96
39:BW:96:ILE:H	39:BW:96:ILE:CD1	1.74	0.96
41:BY:101:LEU:HD11	41:BY:112:LEU:HG	0.98	0.96
49:B4:10:VAL:H	49:B4:11:PRO:CD	1.77	0.96
49:B4:6:HIS:HB2	49:B4:56:VAL:HG21	1.45	0.96
3:AW:76:A:H2	53:B8:32:GLN:HB3	1.31	0.96
26:BA:125:G:N2	52:B7:10:ARG:N	2.14	0.96
26:BA:2234:G:C2'	26:BA:2235:G:H5'	1.94	0.96
26:BA:2352:A:C8	26:BA:2366:A:N1	2.33	0.96
26:BA:2423:U:O2'	26:BA:2424:C:OP2	1.82	0.96
26:BA:2528:U:H5	26:BA:2530:A:C4	1.77	0.96
26:BA:2437:U:C5'	26:BA:2598:A:H2	1.77	0.96
26:BA:2862:G:O2'	26:BA:2863:C:O4'	1.82	0.96
26:BA:2870:C:O2	26:BA:2871:C:C1'	2.13	0.96
26:BA:995:C:H1'	44:BU:57:PHE:CE2	2.01	0.96
27:BD:175:LEU:HD12	27:BD:179:GLU:HB2	1.42	0.96
28:BE:201:VAL:N	28:BE:266:LYS:HD2	1.77	0.96
28:BE:217:TRP:O	28:BE:219:VAL:HG23	1.65	0.96
28:BE:46:ALA:HB3	28:BE:72:VAL:C	1.78	0.96
29:BF:81:PRO:CB	29:BF:87:ARG:CB	2.29	0.96
30:BG:58:VAL:O	30:BG:58:VAL:HG12	1.61	0.96
30:BG:64:ARG:HB2	30:BG:67:ASP:OD2	1.65	0.96
30:BG:20:LYS:CA	30:BG:76:ARG:HB3	1.95	0.96
31:BH:82:TYR:CD2	31:BH:137:LYS:HB3	2.01	0.96
35:BP:112:GLY:CA	35:BP:113:GLN:NE2	2.27	0.96
35:BP:81:VAL:HG12	35:BP:81:VAL:O	1.64	0.96
36:BQ:108:SER:O	36:BQ:109:VAL:CG1	2.12	0.96
36:BQ:49:VAL:CG1	36:BQ:50:VAL:N	2.22	0.96
26:BA:1287:A:C8	43:BR:104:ARG:NH1	2.33	0.96
37:BS:122:ALA:O	37:BS:125:ALA:HB3	1.66	0.96
26:BA:563:G:H21	44:BU:37:GLN:NE2	1.61	0.96
45:BV:4:ILE:HG12	45:BV:13:ARG:CA	1.96	0.96
42:BZ:103:ARG:CG	42:BZ:139:THR:HG22	1.95	0.96
42:BZ:6:LYS:O	42:BZ:31:SER:HB2	1.66	0.96

*Continued on next page...*



*Continued from previous page...*

Atom-1	Atom-2	Interatomic distance (Å)	Clash overlap (Å)
51:B6:8:ILE:CA	51:B6:29:ARG:NH2	2.27	0.96
54:B9:25:VAL:CG1	54:B9:34:GLN:HB2	1.95	0.96
26:BA:104:U:C4	41:BY:17:HIS:CE1	2.52	0.96
26:BA:2100:G:C4	26:BA:2190:G:C2	2.54	0.96
26:BA:2094:G:O6	26:BA:2196:C:C4	2.18	0.96
26:BA:2333:A:C1'	26:BA:2335:A:N3	2.29	0.96
26:BA:2457:U:H2'	26:BA:2458:G:H5'	1.45	0.96
26:BA:2509:G:H2'	26:BA:2510:C:H5'	1.45	0.96
26:BA:2538:C:O2'	26:BA:2539:C:O5'	1.81	0.96
26:BA:2574:G:H3'	26:BA:2575:C:H6	1.30	0.96
26:BA:2730:C:H4'	28:BE:265:ASN:HD21	0.80	0.96
26:BA:2845:G:O2'	26:BA:2846:G:H5'	0.78	0.96
27:BD:85:ASN:OD1	27:BD:86:ARG:CZ	2.13	0.96
28:BE:176:HIS:O	28:BE:179:ASP:HB2	1.64	0.96
29:BF:197:SER:HB3	29:BF:239:ALA:N	1.74	0.96
29:BF:52:ALA:N	29:BF:55:ARG:HB3	1.81	0.96
55:BK:9:ILE:HD11	55:BK:31:HIS:CB	1.91	0.96
26:BA:1665:A:C2'	34:BO:66:LYS:HZ3	1.71	0.96
35:BP:128:GLY:O	35:BP:131:GLU:HB2	1.65	0.96
37:BS:94:GLU:C	37:BS:94:GLU:CD	2.22	0.96
44:BU:111:ASP:HA	44:BU:114:ARG:HD2	1.45	0.96
45:BV:62:GLU:C	45:BV:95:ILE:CG2	2.26	0.96
39:BW:104:THR:O	39:BW:105:VAL:HG12	1.62	0.96
40:BX:3:ASP:O	40:BX:4:VAL:CG1	2.13	0.96
42:BZ:159:THR:C	42:BZ:160:LEU:HD12	1.86	0.96
1:AA:958:A:C2	22:AS:55:LYS:HB2	1.99	0.96
26:BA:2227:A:C2	26:BA:2228:G:C6	2.52	0.96
26:BA:2298:A:C4	26:BA:2321:G:N2	2.34	0.96
26:BA:2758:A:OP2	26:BA:2758:A:O4'	1.83	0.96
26:BA:2864:G:H2'	26:BA:2865:U:C6	2.01	0.96
26:BA:533:G:H1	26:BA:560:C:H42	1.13	0.96
26:BA:803:U:H2'	26:BA:804:A:H5'	1.48	0.96
27:BD:61:TYR:OH	27:BD:214:MET:HE1	1.65	0.96
28:BE:44:TYR:HA	28:BE:309:PRO:HD3	0.96	0.96
29:BF:52:ALA:HA	29:BF:55:ARG:CD	1.95	0.96
2:AV:56:C:H1'	30:BG:56:ARG:HD2	1.48	0.96
30:BG:82:GLU:C	30:BG:85:GLN:HG3	1.85	0.96
31:BH:90:GLY:C	31:BH:159:LYS:HE3	1.86	0.96
32:BI:13:GLY:CA	32:BI:15:LYS:NZ	2.28	0.96
55:BK:117:ASN:CG	55:BK:127:ILE:CD1	2.33	0.96
55:BK:8:GLN:N	55:BK:59:THR:CA	2.28	0.96

*Continued on next page...*



*Continued from previous page...*

Atom-1	Atom-2	Interatomic distance (Å)	Clash overlap (Å)
34:BO:58:VAL:HG12	34:BO:59:LYS:N	1.81	0.96
35:BP:66:VAL:HB	35:BP:67:ARG:NE	1.80	0.96
36:BQ:85:ILE:HG23	36:BQ:122:PHE:HB3	1.46	0.96
44:BU:39:LEU:O	44:BU:41:ASN:ND2	1.99	0.96
40:BX:52:VAL:HG22	40:BX:65:VAL:O	1.66	0.96
42:BZ:69:VAL:HG22	42:BZ:81:VAL:CG1	1.89	0.96
1:AA:944:G:C6	1:AA:1337:G:H2'	1.99	0.96
1:AA:1327:C:H5''	24:AU:20:LYS:CE	1.95	0.96
2:AV:31:A:H5'	12:AI:127:LYS:HB2	1.48	0.96
2:AV:7:U:H5'	2:AV:8:U:P	2.05	0.96
51:B6:12:MET:SD	51:B6:54:LYS:CB	2.53	0.96
26:BA:1598:C:C5'	40:BX:34:LYS:CG	2.44	0.96
26:BA:2048:G:C6	26:BA:2621:A:C2	2.54	0.96
26:BA:2430:A:H2'	26:BA:2431:U:H5''	1.48	0.96
26:BA:2850:A:N3	43:BR:61:HIS:HE1	1.62	0.96
26:BA:2887:U:H2'	26:BA:2888:C:H6	1.30	0.96
26:BA:849:A:N3	47:B3:21:ALA:CB	2.21	0.96
29:BF:22:PHE:HZ	29:BF:115:LEU:HD12	1.31	0.96
29:BF:223:LEU:O	29:BF:231:ARG:HD2	1.65	0.96
32:BI:13:GLY:HA2	32:BI:15:LYS:HE3	1.44	0.96
32:BI:58:ALA:O	32:BI:62:LEU:HG	1.64	0.96
33:BN:10:VAL:HB	33:BN:36:VAL:HA	0.98	0.96
34:BO:77:ILE:CD1	34:BO:79:PHE:HE2	1.77	0.96
36:BQ:88:PHE:HB2	36:BQ:90:PHE:CZ	1.99	0.96
43:BR:33:ARG:HB3	43:BR:115:GLU:CB	1.96	0.96
44:BU:49:ASP:N	44:BU:52:ASN:HD21	1.52	0.96
45:BV:5:ILE:HG23	45:BV:39:PHE:HA	0.96	0.96
1:AA:790:A:O5'	2:AV:38:A:O2'	1.84	0.96
1:AA:1328:C:H5''	16:AM:28:ALA:HB1	1.45	0.96
26:BA:126:A:C8	52:B7:18:PHE:CE1	2.53	0.96
26:BA:1669:A:H8	34:BO:4:GLN:OE1	1.37	0.96
26:BA:2215:G:H2'	26:BA:2216:G:H8	0.79	0.96
26:BA:2230:G:O2'	26:BA:2231:C:O4'	1.83	0.96
26:BA:2285:C:C4'	26:BA:2288:A:H61	1.60	0.96
26:BA:2309:A:H5''	26:BA:2310:A:H8	1.21	0.96
26:BA:2412:A:C2'	26:BA:2413:G:H5'	1.94	0.96
26:BA:2429:G:H5'	26:BA:2430:A:OP2	1.64	0.96
26:BA:2607:G:H2'	26:BA:2608:G:H5'	1.47	0.96
26:BA:2850:A:H2'	26:BA:2851:A:H8	1.29	0.96
26:BA:592:G:C2	53:B8:3:LYS:CE	2.49	0.96
26:BA:2712:U:C6	26:BA:712(A):A:H8	1.46	0.96

*Continued on next page...*



*Continued from previous page...*

Atom-1	Atom-2	Interatomic distance (Å)	Clash overlap (Å)
27:BD:151:GLY:O	27:BD:152:GLN:OE1	1.81	0.96
28:BE:99:VAL:HG12	28:BE:100:TRP:N	1.79	0.96
26:BA:675:A:P	29:BF:69:HIS:O	2.24	0.96
30:BG:142:ALA:HB2	30:BG:151:ILE:CD1	1.96	0.96
30:BG:27:ILE:C	30:BG:69:ILE:CG2	2.29	0.96
55:BK:65:SER:O	55:BK:66:PHE:HB2	1.64	0.96
33:BN:103:VAL:O	33:BN:104:TYR:CD2	2.18	0.96
26:BA:2320:A:C5	37:BS:9:PRO:HB3	2.00	0.96
26:BA:564:C:P	45:BV:79:GLN:HG2	2.06	0.96
26:BA:1162:G:H4'	45:BV:23:GLU:HB2	0.97	0.96
26:BA:1943:U:C1'	26:BA:1945:G:H5'	1.96	0.96
26:BA:2249:U:C2	26:BA:2253:G:OP2	2.18	0.96
26:BA:2661:G:O2'	26:BA:2662:A:H5'	1.66	0.96
26:BA:2819:G:H5''	26:BA:2821:A:H61	1.16	0.96
26:BA:2791:C:N4	26:BA:2893:G:N7	2.14	0.96
26:BA:919:G:N2	26:BA:2268:A:C5'	2.29	0.96
28:BE:193:PHE:CE2	28:BE:311:PHE:CD1	2.53	0.96
29:BF:217:GLU:C	29:BF:218:VAL:HG23	1.82	0.96
29:BF:240:LEU:CD2	29:BF:243:VAL:HG21	1.95	0.96
29:BF:6:TYR:CE2	29:BF:140:VAL:HA	2.01	0.96
34:BO:7:ARG:CZ	34:BO:44:LYS:HD2	1.96	0.96
43:BR:87:TYR:HD1	43:BR:94:TYR:CD2	1.84	0.96
40:BX:22:ASN:CA	40:BX:68:LEU:HD11	1.95	0.96
7:AD:3:ARG:HG3	7:AD:118:ARG:HH11	1.24	0.95
48:B0:69:PHE:O	48:B0:70:ILE:CG2	2.14	0.95
46:B2:7:GLU:OE1	46:B2:8:ILE:CG1	2.14	0.95
50:B5:45:ILE:CG2	50:B5:52:TYR:HD1	1.74	0.95
26:BA:2324:C:N4	26:BA:2331:G:H1	1.63	0.95
26:BA:2385:C:O2	26:BA:2386:C:O4'	1.84	0.95
26:BA:2819:G:N3	26:BA:2821:A:N7	2.14	0.95
55:BK:42:PHE:CZ	55:BK:58:ILE:CD1	2.49	0.95
34:BO:7:ARG:HE	34:BO:44:LYS:CD	1.77	0.95
35:BP:70:ASP:O	35:BP:74:THR:CG2	2.13	0.95
43:BR:105:ARG:O	43:BR:107:ASP:N	1.97	0.95
44:BU:44:THR:HA	44:BU:47:TYR:CD1	2.00	0.95
41:BY:101:LEU:O	41:BY:103:LEU:CG	2.13	0.95
51:B6:40:TYR:N	51:B6:50:PHE:CE1	2.33	0.95
52:B7:43:THR:O	52:B7:45:SER:N	1.97	0.95
54:B9:14:CYS:CA	54:B9:27:CYS:HB2	1.95	0.95
26:BA:1033:U:C6	26:BA:2750:A:C2	2.54	0.95
26:BA:631:A:C2	26:BA:2415:G:N2	2.35	0.95

*Continued on next page...*



*Continued from previous page...*

Atom-1	Atom-2	Interatomic distance (Å)	Clash overlap (Å)
26:BA:2446:G:N1	26:BA:2501:C:C5	2.34	0.95
26:BA:2574:G:HO2'	28:BE:240:PRO:CB	1.72	0.95
26:BA:526:A:N1	26:BA:2626:C:O4'	1.99	0.95
26:BA:2838:G:C4	26:BA:2839:G:C8	2.54	0.95
26:BA:296:C:H6	26:BA:338:G:H21	1.03	0.95
26:BA:957:A:OP1	36:BQ:95:GLU:CB	2.13	0.95
27:BD:131:LEU:CD1	27:BD:171:VAL:HG22	1.93	0.95
27:BD:106:PRO:CA	27:BD:194:VAL:O	2.14	0.95
29:BF:32:GLY:HA2	29:BF:35:VAL:HG21	0.98	0.95
29:BF:39:GLN:O	29:BF:40:ALA:O	1.83	0.95
31:BH:41:THR:HB	31:BH:52:THR:CB	1.96	0.95
32:BI:7:LYS:HA	32:BI:14:LYS:CG	1.96	0.95
32:BI:77:VAL:HG23	32:BI:141:LEU:HD11	0.99	0.95
55:BK:122:GLU:HB3	55:BK:126:LYS:CE	1.96	0.95
34:BO:25:LEU:HD12	34:BO:38:VAL:CG1	1.96	0.95
34:BO:35:ILE:HA	34:BO:62:VAL:C	1.84	0.95
43:BR:87:TYR:CD1	43:BR:94:TYR:CD2	2.53	0.95
44:BU:47:TYR:HE2	45:BV:74:TYR:O	1.47	0.95
41:BY:28:SER:CB	41:BY:99:THR:HG23	1.95	0.95
41:BY:49:GLU:CG	41:BY:59:GLU:HA	1.94	0.95
41:BY:51:LEU:HD12	41:BY:97:ARG:CG	1.96	0.95
1:AA:426:G:O2'	7:AD:42:GLN:CA	2.13	0.95
1:AA:1221:G:O2'	22:AS:77:THR:HG23	1.64	0.95
52:B7:43:THR:OG1	52:B7:44:VAL:N	1.95	0.95
26:BA:2094:G:N1	26:BA:2196:C:C2	2.34	0.95
26:BA:2304:G:O4'	30:BG:105:SER:HB2	1.64	0.95
26:BA:2615:U:N3	50:B5:8:LYS:HG2	1.81	0.95
26:BA:2698:U:H2'	26:BA:2699:C:C6	2.01	0.95
26:BA:2753:A:C8	26:BA:2754:U:C5	2.53	0.95
26:BA:617:G:P	29:BF:221:GLU:CD	2.44	0.95
26:BA:68:G:H2'	26:BA:69:C:H6	1.30	0.95
27:BD:213:LYS:C	27:BD:215:LYS:H	1.60	0.95
28:BE:176:HIS:O	28:BE:179:ASP:CB	2.14	0.95
33:BN:139:LEU:N	33:BN:139:LEU:HD13	1.79	0.95
35:BP:132:LYS:N	35:BP:132:LYS:HD2	1.76	0.95
26:BA:2406:U:H3	35:BP:55:GLN:HB3	1.30	0.95
36:BQ:143:VAL:O	36:BQ:144:THR:CG2	2.14	0.95
37:BS:19:ASP:O	37:BS:21:HIS:N	1.98	0.95
39:BW:8:ARG:HD2	39:BW:9:TYR:CD1	2.01	0.95
2:AV:31:A:O5'	12:AI:127:LYS:NZ	1.98	0.95
2:AV:7:U:C4	2:AV:49:C:C4	2.53	0.95

*Continued on next page...*



*Continued from previous page...*

Atom-1	Atom-2	Interatomic distance (Å)	Clash overlap (Å)
3:AW:75:C:C4	49:B4:28:ARG:HB2	2.01	0.95
48:B0:46:LYS:HZ3	48:B0:81:ILE:HD11	1.32	0.95
40:BX:3:ASP:CG	46:B2:24:LYS:HD2	1.86	0.95
53:B8:26:LYS:HD2	53:B8:44:LYS:HA	0.98	0.95
26:BA:1518:C:H3'	26:BA:1519:G:H4'	1.46	0.95
26:BA:2579:C:C6	26:BA:2579:C:C4'	2.50	0.95
26:BA:2612:C:O2'	26:BA:2613:U:H5''	1.65	0.95
26:BA:2649:U:H2'	26:BA:2650:U:C6	2.01	0.95
26:BA:997:G:P	44:BU:93:LYS:HE2	2.06	0.95
27:BD:167:GLU:O	27:BD:170:TYR:O	1.84	0.95
28:BE:229:GLN:C	28:BE:231:TRP:N	2.13	0.95
26:BA:2315:G:H5'	30:BG:133:ASN:HD22	1.00	0.95
30:BG:49:PRO:HB2	30:BG:72:LYS:N	1.79	0.95
30:BG:93:LEU:HD12	30:BG:94:ALA:N	1.80	0.95
31:BH:101:LYS:HG3	31:BH:115:GLU:CA	1.96	0.95
31:BH:84:LYS:HG3	31:BH:140:VAL:HG12	1.43	0.95
32:BI:95:SER:HB2	32:BI:98:ILE:HD11	1.44	0.95
55:BK:96:ILE:O	55:BK:97:VAL:HG13	1.67	0.95
35:BP:141:GLU:HB2	35:BP:145:LEU:CD2	1.96	0.95
44:BU:15:LYS:O	44:BU:16:LYS:O	1.82	0.95
45:BV:43:GLU:O	45:BV:44:GLN:NE2	1.99	0.95
1:AA:410:G:P	7:AD:25:ARG:HE	1.88	0.95
1:AA:986:A:N3	22:AS:52:TYR:CE2	2.35	0.95
46:B2:34:GLN:N	46:B2:34:GLN:OE1	2.00	0.95
47:B3:23:LEU:C	47:B3:28:LEU:HD12	1.85	0.95
49:B4:58:LYS:HG2	49:B4:62:ARG:NE	1.80	0.95
26:BA:1081:U:O2'	55:BK:117:ASN:HB3	1.67	0.95
26:BA:2232:U:C2'	26:BA:2233:U:H5'	1.97	0.95
26:BA:2268:A:C4'	26:BA:2269:A:OP2	2.14	0.95
26:BA:2061:G:N3	26:BA:2503:A:H2	1.65	0.95
26:BA:2617:C:O2	26:BA:2618:G:O4'	1.84	0.95
26:BA:2845:G:C2'	26:BA:2846:G:H5'	1.95	0.95
35:BP:94:ARG:CB	35:BP:120:LEU:HD23	1.79	0.95
36:BQ:58:HIS:N	36:BQ:61:LEU:HD11	1.81	0.95
26:BA:994:C:H4'	44:BU:54:LYS:HE3	1.45	0.95
42:BZ:172:LEU:CG	42:BZ:173:PRO:CD	2.39	0.95
1:AA:405:U:OP2	7:AD:5:ILE:HD12	1.66	0.95
1:AA:1319:A:C4'	22:AS:70:LYS:HZ3	1.78	0.95
26:BA:2331:G:O4'	48:B0:70:ILE:HG13	1.65	0.95
51:B6:2:ALA:HB2	51:B6:11:LYS:HZ2	1.14	0.95
52:B7:10:ARG:O	52:B7:14:LYS:HG3	1.64	0.95

*Continued on next page...*



*Continued from previous page...*

Atom-1	Atom-2	Interatomic distance (Å)	Clash overlap (Å)
26:BA:2236:C:C3'	26:BA:2237:G:H5'	1.97	0.95
26:BA:2320:A:C6	37:BS:9:PRO:CB	2.48	0.95
26:BA:558:G:P	33:BN:91:LYS:CB	2.55	0.95
27:BD:146:LYS:NZ	27:BD:184:LEU:CD1	2.29	0.95
30:BG:19:GLU:CG	30:BG:135:VAL:HG22	1.96	0.95
40:BX:25:GLN:CD	40:BX:65:VAL:HG22	1.87	0.95
42:BZ:92:VAL:CG1	42:BZ:124:ALA:HB2	1.97	0.95
42:BZ:112:LEU:HA	42:BZ:174:PRO:HD2	1.48	0.95
42:BZ:26:LYS:C	42:BZ:27:GLU:HG3	1.86	0.95
49:B4:14:ILE:O	49:B4:14:ILE:HG22	1.67	0.95
49:B4:48:ARG:HG2	49:B4:49:PHE:H	1.30	0.95
51:B6:8:ILE:HA	51:B6:29:ARG:HE	1.28	0.95
53:B8:4:MET:HA	53:B8:5:LYS:HZ1	1.27	0.95
26:BA:139:G:H3'	26:BA:141(A):C:O2	1.66	0.95
26:BA:2199:A:H3'	26:BA:2205:C:H6	1.27	0.95
26:BA:963:U:C1'	26:BA:2250:G:H21	1.75	0.95
26:BA:2300:G:O2'	26:BA:2301:C:H5'	1.65	0.95
26:BA:2544:G:C2'	26:BA:2545:G:H5'	1.95	0.95
26:BA:2574:G:C5	26:BA:2575:C:H5	1.46	0.95
26:BA:2712:U:H5''	26:BA:2714:G:O5'	1.64	0.95
26:BA:2782:G:OP2	26:BA:2782:G:N7	2.00	0.95
26:BA:2795:G:H2'	26:BA:2795:G:N3	1.80	0.95
29:BF:34:ALA:O	29:BF:35:VAL:O	1.84	0.95
30:BG:100:ASP:O	30:BG:102:GLY:N	1.99	0.95
30:BG:49:PRO:HB3	30:BG:72:LYS:O	0.78	0.95
32:BI:7:LYS:N	32:BI:14:LYS:HG2	1.38	0.95
35:BP:92:ASP:HB2	35:BP:118:LEU:HD13	1.46	0.95
26:BA:2251:G:H5''	36:BQ:102:ARG:NH2	1.81	0.95
36:BQ:33:MET:CE	36:BQ:34:GLY:O	2.14	0.95
41:BY:53:GLY:O	41:BY:56:ALA:N	2.00	0.95
41:BY:63:ILE:HG12	41:BY:75:GLU:OE2	1.64	0.95
42:BZ:13:LYS:C	42:BZ:15:ASP:H	1.65	0.95
46:B2:20:LEU:C	46:B2:20:LEU:CD1	2.35	0.95
49:B4:23:GLU:OE2	49:B4:29:PRO:HG3	1.66	0.95
49:B4:48:ARG:HG2	49:B4:49:PHE:N	1.79	0.95
52:B7:43:THR:O	52:B7:46:ASP:CG	2.05	0.95
53:B8:58:MET:SD	53:B8:61:MET:CG	2.55	0.95
26:BA:2742:C:OP1	54:B9:35:ARG:NH1	1.98	0.95
26:BA:1127:A:C2	26:BA:2518:A:N3	2.35	0.95
26:BA:1544:C:H2'	26:BA:1545:A:H4'	1.48	0.95
26:BA:2670:A:H5''	26:BA:2670:A:H8	1.31	0.95

*Continued on next page...*



*Continued from previous page...*

Atom-1	Atom-2	Interatomic distance (Å)	Clash overlap (Å)
26:BA:2691:C:O2'	26:BA:2692:C:C5'	2.15	0.95
27:BD:174:ARG:CG	27:BD:174:ARG:HH11	1.80	0.95
29:BF:94:THR:C	29:BF:96:LYS:H	1.70	0.95
31:BH:104:LEU:HB3	31:BH:151:ARG:NH1	1.80	0.95
31:BH:60:HIS:HA	31:BH:63:LEU:HB2	1.46	0.95
32:BI:89:LEU:HD13	32:BI:93:ILE:HG22	1.47	0.95
44:BU:99:ALA:CB	44:BU:106:PHE:CE1	2.28	0.95
41:BY:43:ASN:ND2	41:BY:103:LEU:HD21	1.81	0.95
41:BY:63:ILE:HD11	41:BY:74:VAL:C	1.85	0.95
41:BY:72:ILE:HG22	41:BY:73:HIS:N	1.72	0.95
41:BY:78:THR:HB	41:BY:87:VAL:O	1.66	0.95
1:AA:1276:G:O2'	1:AA:1282:C:H4'	1.64	0.95
7:AD:23:GLY:N	7:AD:113:SER:CB	2.30	0.95
16:AM:91:ARG:HH12	16:AM:103:THR:HG22	1.28	0.95
6:AC:12:LEU:HD21	17:AN:51:GLY:HA3	1.46	0.95
1:AA:1317:C:O2'	22:AS:10:PHE:CZ	2.20	0.95
47:B3:59:VAL:HG12	47:B3:60:GLU:N	1.77	0.95
26:BA:1140:C:H41	33:BN:49:ARG:CD	1.80	0.95
26:BA:1260:G:H5''	39:BW:83:LYS:HZ3	1.25	0.95
26:BA:2023:G:C5'	26:BA:2617:C:O2'	2.14	0.95
26:BA:2219:G:O2'	26:BA:2224:G:OP1	1.83	0.95
26:BA:2262:U:OP2	48:B0:14:ARG:NE	2.00	0.95
26:BA:227:A:H61	26:BA:2407:G:H8	1.12	0.95
26:BA:2320:A:N6	37:BS:9:PRO:CB	2.30	0.95
26:BA:2326:C:H2'	26:BA:2326:C:O2	1.61	0.95
26:BA:2333:A:H3'	37:BS:13:ARG:HD3	1.47	0.95
26:BA:2405:G:N2	26:BA:2413:G:O6	2.00	0.95
26:BA:2422:A:C4	26:BA:2424:C:H5	1.84	0.95
26:BA:2488:A:H2'	26:BA:2489:G:O5'	1.66	0.95
26:BA:2543:G:N7	26:BA:2544:G:O6	1.99	0.95
26:BA:2565:A:O3'	26:BA:2566:A:O4'	1.85	0.95
26:BA:993:G:H4'	45:BV:90:PHE:HZ	1.24	0.95
28:BE:107:GLU:CB	28:BE:110:ARG:NE	2.29	0.95
28:BE:70:VAL:HG11	28:BE:296:VAL:H	0.95	0.95
29:BF:24:THR:HB	29:BF:25:PRO:HD3	1.46	0.95
30:BG:103:ASN:C	30:BG:104:PHE:CD1	2.40	0.95
30:BG:142:ALA:CB	30:BG:151:ILE:CD1	2.44	0.95
31:BH:166:GLU:O	31:BH:167:LEU:HD23	1.46	0.95
31:BH:55:SER:HB3	31:BH:60:HIS:HB2	1.45	0.95
31:BH:93:TYR:C	31:BH:94:ARG:HG3	1.83	0.95
26:BA:1059:G:C4	55:BK:127:ILE:HD13	2.02	0.95

*Continued on next page...*



*Continued from previous page...*

Atom-1	Atom-2	Interatomic distance (Å)	Clash overlap (Å)
26:BA:6:A:C5'	33:BN:4:ALA:N	2.29	0.95
35:BP:128:GLY:HA3	35:BP:132:LYS:NZ	1.72	0.95
35:BP:64:ILE:CD1	35:BP:106:VAL:HG12	1.97	0.95
35:BP:77:ALA:N	35:BP:81:VAL:CG2	2.24	0.95
36:BQ:94:ARG:HD3	36:BQ:106:GLY:HA2	0.96	0.95
44:BU:44:THR:HG21	45:BV:77:GLY:O	1.64	0.95
41:BY:33:GLU:CD	41:BY:34:GLU:H	1.69	0.95
42:BZ:92:VAL:HA	42:BZ:124:ALA:HB1	1.47	0.95
49:B4:40:HIS:HB3	49:B4:41:PRO:HD3	1.48	0.95
26:BA:1264:G:P	50:B5:19:ARG:HH12	1.89	0.95
26:BA:2393:A:OP2	53:B8:32:GLN:NE2	2.00	0.95
26:BA:2313:C:N4	26:BA:2314:C:N4	2.14	0.95
26:BA:2320:A:H61	37:BS:14:ARG:CA	1.80	0.95
26:BA:2678:C:O2	26:BA:2679:A:O4'	1.82	0.95
26:BA:2818:G:OP1	26:BA:2837:G:O2'	1.83	0.95
26:BA:825:C:O3'	26:BA:2428:G:C8	2.19	0.95
27:BD:103:ILE:HD11	27:BD:104:ILE:HD11	1.48	0.95
29:BF:113:SER:O	29:BF:116:ALA:HB3	1.66	0.95
33:BN:54:VAL:HG13	33:BN:135:ILE:HA	1.47	0.95
45:BV:14:VAL:HG12	45:BV:15:SER:H	1.32	0.95
45:BV:30:GLY:C	45:BV:33:VAL:HG23	1.75	0.95
26:BA:1614:A:C6	39:BW:88:ARG:HB2	1.99	0.95
40:BX:68:LEU:N	40:BX:68:LEU:HD23	1.79	0.95
40:BX:47:VAL:HB	40:BX:69:SER:CB	1.97	0.95
40:BX:47:VAL:HG11	40:BX:69:SER:CB	1.90	0.95
41:BY:45:GLY:CA	41:BY:62:VAL:HG12	1.90	0.95
42:BZ:113:VAL:HG12	42:BZ:114:ASP:N	1.82	0.95
42:BZ:71:MET:HA	42:BZ:78:PRO:HA	1.48	0.95
1:AA:986:A:N3	22:AS:52:TYR:CZ	2.34	0.94
3:AW:1:G:H22	3:AW:2:C:N4	1.65	0.94
26:BA:2066:C:N3	26:BA:2445:G:N2	2.14	0.94
26:BA:2209:C:C2'	26:BA:2210:G:C3'	2.32	0.94
26:BA:2236:C:H2'	26:BA:2237:G:C5'	1.96	0.94
26:BA:2648:C:C2'	26:BA:2649:U:H5'	1.96	0.94
26:BA:2888:C:O2	26:BA:2889:C:C6	2.20	0.94
26:BA:2896:C:C6	26:BA:2896:C:H3'	2.02	0.94
28:BE:189:MET:O	28:BE:190:ASN:CG	2.06	0.94
29:BF:243:VAL:O	29:BF:246:ARG:CA	2.15	0.94
26:BA:801:G:OP1	29:BF:79:ARG:CZ	2.15	0.94
32:BI:43:ASN:N	32:BI:43:ASN:HD22	1.50	0.94
32:BI:80:PRO:HB3	32:BI:146:THR:CG2	1.96	0.94

*Continued on next page...*



*Continued from previous page...*

Atom-1	Atom-2	Interatomic distance (Å)	Clash overlap (Å)
26:BA:1080:C:H4'	55:BK:126:LYS:HB3	0.97	0.94
55:BK:33:VAL:CG2	55:BK:60:VAL:HG11	1.96	0.94
33:BN:134:GLU:C	33:BN:138:THR:HG23	1.87	0.94
34:BO:66:LYS:HD2	34:BO:66:LYS:C	1.84	0.94
38:BT:49:LEU:HD23	38:BT:49:LEU:C	1.87	0.94
44:BU:56:ASP:O	44:BU:60:LEU:CG	2.15	0.94
39:BW:41:LYS:O	39:BW:42:ARG:O	1.84	0.94
41:BY:30:ASP:CG	41:BY:31:LEU:HD23	1.87	0.94
1:AA:1320:C:H1'	22:AS:73:GLU:CG	1.96	0.94
7:AD:15:GLU:HG2	7:AD:63:LYS:HB2	1.49	0.94
40:BX:4:VAL:HG13	46:B2:24:LYS:HZ3	1.32	0.94
46:B2:51:LYS:O	46:B2:52:ALA:C	2.04	0.94
51:B6:29:ARG:HG2	51:B6:30:ASN:N	1.80	0.94
26:BA:1140:C:OP1	33:BN:18:ILE:CD1	2.14	0.94
26:BA:1546:C:O3'	26:BA:1547:C:OP1	1.85	0.94
26:BA:2578:G:C2'	26:BA:2579:C:O5'	2.15	0.94
26:BA:2631:G:C5	26:BA:2632:A:C8	2.54	0.94
26:BA:2740:A:H8	26:BA:2740:A:H5'	1.31	0.94
26:BA:2804:C:C5	26:BA:2805:G:N1	2.34	0.94
26:BA:398:G:OP2	49:B4:59:PHE:CE2	2.20	0.94
26:BA:599:G:O2'	29:BF:30:LEU:HD21	1.67	0.94
31:BH:101:LYS:CE	31:BH:115:GLU:CB	2.45	0.94
31:BH:143:LEU:CD2	31:BH:144:ALA:N	2.19	0.94
33:BN:136:SER:O	33:BN:138:THR:N	2.00	0.94
26:BA:558:G:P	33:BN:91:LYS:HB3	2.06	0.94
37:BS:17:ARG:HH11	37:BS:18:THR:HA	1.31	0.94
38:BT:49:LEU:HD23	38:BT:49:LEU:O	1.65	0.94
44:BU:28:ARG:N	44:BU:31:GLN:CG	2.31	0.94
26:BA:535:C:C5'	44:BU:53:LYS:HE2	1.96	0.94
1:AA:977:A:H62	1:AA:1224:G:P	1.90	0.94
7:AD:23:GLY:O	7:AD:112:VAL:HG12	1.66	0.94
47:B3:8:LEU:CD2	47:B3:31:LEU:C	2.33	0.94
26:BA:193:U:H2'	26:BA:194:G:H8	1.32	0.94
26:BA:2249:U:N3	26:BA:2253:G:P	2.39	0.94
26:BA:2315:G:P	30:BG:20:LYS:HZ2	1.88	0.94
26:BA:2412:A:H2'	26:BA:2413:G:H5'	1.49	0.94
26:BA:2439:A:N3	26:BA:2439:A:H2'	1.81	0.94
26:BA:2521:C:N3	26:BA:2522:U:C6	2.35	0.94
26:BA:2574:G:N9	26:BA:2575:C:C5	2.33	0.94
26:BA:2652:C:O2'	26:BA:2653:U:H5'	1.66	0.94
26:BA:2826:A:N7	26:BA:2827:C:H5	1.65	0.94

*Continued on next page...*



*Continued from previous page...*

Atom-1	Atom-2	Interatomic distance (Å)	Clash overlap (Å)
26:BA:650:C:OP1	53:B8:19:THR:OG1	1.85	0.94
26:BA:932:G:H5'	47:B3:29:ARG:NH2	1.78	0.94
27:BD:80:ILE:HD13	27:BD:82:TYR:HE1	1.24	0.94
26:BA:2749:A:C4'	31:BH:62:ALA:HB2	1.97	0.94
32:BI:68:LEU:HD11	32:BI:108:LEU:CD2	1.97	0.94
34:BO:47:THR:HB	34:BO:48:PRO:CD	1.97	0.94
36:BQ:88:PHE:HB2	36:BQ:90:PHE:HE1	1.18	0.94
37:BS:83:LEU:N	37:BS:83:LEU:HD12	1.78	0.94
44:BU:8:ILE:H	44:BU:11:ARG:HH11	1.05	0.94
44:BU:44:THR:OG1	45:BV:77:GLY:C	2.03	0.94
41:BY:28:SER:CB	41:BY:99:THR:CG2	2.44	0.94
42:BZ:123:VAL:HB	42:BZ:159:THR:CG2	1.96	0.94
36:BQ:32:LYS:NZ	42:BZ:172:LEU:CD1	2.29	0.94
1:AA:1221:G:H5'	22:AS:36:ARG:HH12	1.20	0.94
50:B5:18:MET:O	50:B5:21:SER:HB3	1.65	0.94
26:BA:2415:G:N2	26:BA:2416:C:H1'	1.81	0.94
26:BA:2487:G:O2'	26:BA:2488:A:H5'	1.67	0.94
26:BA:2446:G:N2	26:BA:2501:C:N4	2.14	0.94
26:BA:2526:G:C2'	26:BA:2527:C:C5'	2.42	0.94
26:BA:1966:A:N3	26:BA:2593:U:C5'	2.30	0.94
26:BA:2825:C:H6	26:BA:2825:C:C5'	1.80	0.94
26:BA:749:C:H2'	26:BA:750:A:C8	2.00	0.94
25:BB:42:C:H1'	30:BG:47:GLN:CA	1.98	0.94
27:BD:194:VAL:HG23	27:BD:195:GLY:H	1.29	0.94
29:BF:48:SER:H	29:BF:92:PRO:HG2	1.21	0.94
31:BH:10:ILE:HD11	31:BH:49:ILE:HG13	1.48	0.94
32:BI:63:ALA:O	32:BI:67:LYS:HG2	1.67	0.94
32:BI:7:LYS:CA	32:BI:12:LYS:O	2.11	0.94
43:BR:77:ARG:HB2	43:BR:77:ARG:HH12	1.33	0.94
26:BA:1453:A:C6	43:BR:77:ARG:HD3	2.01	0.94
44:BU:115:ASN:O	44:BU:116:ALA:C	2.03	0.94
41:BY:53:GLY:O	41:BY:55:PHE:N	2.00	0.94
42:BZ:35:ASP:N	42:BZ:39:PHE:CE2	2.34	0.94
3:AW:9:A:C2	3:AW:45:G:C5	2.56	0.94
51:B6:32:GLN:CG	51:B6:35:LEU:HD12	1.96	0.94
26:BA:2393:A:H4'	53:B8:13:ARG:HH21	1.30	0.94
26:BA:2432:A:C2	26:BA:2433:A:C5	2.48	0.94
26:BA:2488:A:C2'	26:BA:2489:G:C5'	2.39	0.94
27:BD:146:LYS:HZ1	27:BD:184:LEU:HD11	1.14	0.94
26:BA:2636:U:H4'	28:BE:84:ARG:HH22	0.80	0.94
26:BA:2317:C:C5'	30:BG:150:SER:CA	2.45	0.94

*Continued on next page...*



*Continued from previous page...*

Atom-1	Atom-2	Interatomic distance (Å)	Clash overlap (Å)
30:BG:151:ILE:HD13	30:BG:156:ARG:HH22	1.32	0.94
31:BH:55:SER:O	31:BH:57:GLU:HG2	1.68	0.94
26:BA:6:A:O2'	33:BN:6:PHE:HD2	1.50	0.94
34:BO:98:ILE:HG22	34:BO:99:PHE:N	1.80	0.94
36:BQ:87:LYS:O	36:BQ:88:PHE:HD2	1.46	0.94
38:BT:42:LEU:C	38:BT:44:ARG:N	2.21	0.94
26:BA:1163:G:H5'	45:BV:23:GLU:OE1	1.67	0.94
45:BV:30:GLY:O	45:BV:31:ASP:O	1.85	0.94
41:BY:78:THR:CA	41:BY:89:ARG:CG	2.44	0.94
41:BY:73:HIS:HD2	41:BY:88:PRO:HB2	1.31	0.94
42:BZ:118:HIS:O	42:BZ:120:LEU:HD23	1.66	0.94
42:BZ:112:LEU:CD1	42:BZ:142:ASN:HA	1.97	0.94
51:B6:8:ILE:H	51:B6:8:ILE:HD13	1.32	0.94
26:BA:2254:C:O2'	26:BA:2255:G:C5'	2.14	0.94
26:BA:2450:A:C2	26:BA:2451:A:C4	2.55	0.94
26:BA:2509:G:O2'	26:BA:2510:C:C5'	2.15	0.94
26:BA:2537:U:H2'	26:BA:2538:C:H6	1.32	0.94
26:BA:2543:G:N7	26:BA:2544:G:C6	2.36	0.94
26:BA:2617:C:H2'	26:BA:2618:G:H5'	0.95	0.94
26:BA:2617:C:C2	26:BA:2618:G:H8	1.84	0.94
26:BA:2689:U:C4'	26:BA:2690:C:H5'	1.98	0.94
26:BA:2693:A:N1	26:BA:2694:G:C6	2.36	0.94
26:BA:495:G:H4'	39:BW:57:ASN:CG	1.86	0.94
28:BE:203:GLY:HA3	28:BE:303:PRO:CD	1.97	0.94
30:BG:102:GLY:HA2	30:BG:134:LEU:HD12	1.49	0.94
26:BA:2313:C:OP1	30:BG:51:ARG:HD2	1.64	0.94
31:BH:120:LEU:CD1	31:BH:143:LEU:HD12	1.97	0.94
32:BI:98:ILE:HD13	32:BI:115:ILE:HD12	1.48	0.94
33:BN:50:GLU:CA	33:BN:53:ILE:CG2	2.36	0.94
33:BN:77:GLY:HA2	33:BN:80:LYS:HG3	1.44	0.94
43:BR:20:LEU:HD11	43:BR:21:TYR:HD2	1.17	0.94
44:BU:61:TRP:HZ3	44:BU:94:VAL:H	0.99	0.94
45:BV:4:ILE:CD1	45:BV:13:ARG:CG	2.44	0.94
39:BW:67:ASP:OD1	39:BW:68:ARG:N	1.99	0.94
26:BA:25:U:C4'	39:BW:79:GLY:CA	2.43	0.94
41:BY:55:PHE:CE2	41:BY:89:ARG:NH2	2.35	0.94
3:AW:37:YYG:C10	10:AG:83:ALA:CB	2.45	0.94
11:AH:21:LYS:O	11:AH:63:LEU:HD11	1.67	0.94
1:AA:1198:G:HO2'	13:AJ:54:PHE:HE2	0.98	0.94
1:AA:953:G:H1'	16:AM:125:ARG:C	1.88	0.94
3:AW:65:G:O6	3:AW:66:A:C6	2.19	0.94

*Continued on next page...*



*Continued from previous page...*

Atom-1	Atom-2	Interatomic distance (Å)	Clash overlap (Å)
49:B4:23:GLU:OE2	49:B4:29:PRO:CG	2.14	0.94
26:BA:2093:G:N7	26:BA:2225:A:N7	2.15	0.94
26:BA:965:C:C1'	26:BA:2273:A:C2	2.49	0.94
26:BA:2313:C:H5'	30:BG:72:LYS:CB	1.98	0.94
26:BA:2315:G:OP1	30:BG:20:LYS:HD3	1.68	0.94
26:BA:2317:C:C5'	30:BG:150:SER:CB	2.46	0.94
26:BA:2804:C:H5	26:BA:2805:G:C6	1.84	0.94
26:BA:2832:U:H6	26:BA:2832:U:C5'	1.58	0.94
27:BD:213:LYS:HG2	27:BD:215:LYS:O	1.68	0.94
28:BE:233:ARG:O	28:BE:234:ARG:HG3	0.77	0.94
29:BF:102:LEU:HD22	29:BF:106:GLU:HB2	1.50	0.94
29:BF:102:LEU:HD23	29:BF:106:GLU:OE1	1.65	0.94
29:BF:111:VAL:O	29:BF:114:ALA:CB	2.14	0.94
31:BH:101:LYS:CG	31:BH:115:GLU:HB2	1.97	0.94
31:BH:168:VAL:C	31:BH:169:ARG:HG2	1.88	0.94
35:BP:92:ASP:HB3	35:BP:118:LEU:HD13	0.95	0.94
43:BR:22:ARG:CG	43:BR:26:LYS:HE3	1.97	0.94
43:BR:38:VAL:HG11	43:BR:39:PRO:HD3	1.44	0.94
26:BA:2333:A:H2'	37:BS:13:ARG:HG3	1.49	0.94
44:BU:110:VAL:O	44:BU:113:SER:OG	1.84	0.94
40:BX:14:ALA:HA	40:BX:17:ASP:OD2	1.68	0.94
41:BY:28:SER:OG	41:BY:30:ASP:OD1	1.84	0.94
42:BZ:39:PHE:N	42:BZ:39:PHE:HD2	1.66	0.94
48:B0:41:ARG:H	48:B0:67:VAL:CG2	1.80	0.94
48:B0:41:ARG:H	48:B0:67:VAL:HG22	1.33	0.94
47:B3:26:LEU:HD12	47:B3:28:LEU:HD11	1.48	0.94
26:BA:932:G:C5'	47:B3:29:ARG:HH21	1.81	0.94
51:B6:21:TYR:CZ	51:B6:43:VAL:CG2	2.47	0.94
51:B6:37:LEU:HD23	51:B6:51:ARG:CA	1.95	0.94
26:BA:2331:G:N7	26:BA:2332:U:C4	2.36	0.94
26:BA:2416:C:C2'	26:BA:2417:C:H5''	1.98	0.94
26:BA:2574:G:H2'	26:BA:2575:C:C6	2.02	0.94
26:BA:2642:G:C2'	26:BA:2643:G:H5'	1.96	0.94
27:BD:198:GLY:O	27:BD:200:THR:HG23	1.65	0.94
26:BA:1789:A:C4'	27:BD:224:VAL:HG11	1.98	0.94
27:BD:66:PHE:C	27:BD:67:LYS:HD2	1.86	0.94
29:BF:220:THR:CA	29:BF:224:ALA:HB2	1.97	0.94
30:BG:27:ILE:O	30:BG:29:HIS:N	2.00	0.94
32:BI:7:LYS:HG3	32:BI:12:LYS:CB	1.97	0.94
55:BK:52:MET:HA	55:BK:52:MET:CE	1.97	0.94
36:BQ:41:THR:CG2	36:BQ:125:TRP:CE3	2.51	0.94

*Continued on next page...*



*Continued from previous page...*

Atom-1	Atom-2	Interatomic distance (Å)	Clash overlap (Å)
36:BQ:58:HIS:O	36:BQ:61:LEU:N	2.00	0.94
36:BQ:31:PHE:CA	36:BQ:85:ILE:HD11	1.97	0.94
43:BR:36:THR:HG23	43:BR:40:LYS:HD2	1.46	0.94
26:BA:495:G:H21	39:BW:61:ASN:HD21	1.05	0.94
1:AA:1278:U:OP1	1:AA:1281:U:C5	2.20	0.94
7:AD:23:GLY:N	7:AD:113:SER:HB3	1.83	0.94
1:AA:427:U:H5'	7:AD:41:GLY:HA2	1.45	0.94
49:B4:2:GLN:O	49:B4:3:LYS:HG3	1.65	0.94
51:B6:12:MET:O	51:B6:25:THR:OG1	1.86	0.94
52:B7:31:LEU:HD23	52:B7:31:LEU:H	1.32	0.94
53:B8:9:MET:O	53:B8:12:ARG:O	1.86	0.94
26:BA:1598:C:O3'	40:BX:33:SER:OG	1.86	0.94
26:BA:2049:G:N2	26:BA:2620:C:C2	2.36	0.94
26:BA:2332:U:H1'	26:BA:2336:A:H62	1.21	0.94
26:BA:2394:C:C4	26:BA:2395:C:N3	2.35	0.94
26:BA:746:A:O2'	26:BA:2611:U:O2'	1.82	0.94
26:BA:2048:G:N1	26:BA:2621:A:C2	2.36	0.94
26:BA:526:A:C2	26:BA:2626:C:H1'	1.98	0.94
26:BA:2755:C:H6	26:BA:2755:C:C5'	1.80	0.94
26:BA:2776:A:N3	26:BA:2778:A:N7	2.16	0.94
26:BA:2810:A:C1'	26:BA:2811:G:H5'	1.97	0.94
26:BA:2820:A:N3	26:BA:2820:A:C5'	2.29	0.94
26:BA:527:C:H2'	33:BN:95:ARG:HH11	1.32	0.94
27:BD:143:ILE:HD12	27:BD:143:ILE:N	1.82	0.94
28:BE:211:GLN:C	28:BE:216:ARG:CD	2.28	0.94
26:BA:2730:C:C4'	28:BE:265:ASN:ND2	2.28	0.94
55:BK:112:LYS:C	55:BK:114:PRO:HD2	1.87	0.94
33:BN:58:GLU:HG2	33:BN:61:VAL:HG21	1.50	0.94
33:BN:90:LYS:HD2	33:BN:90:LYS:O	1.68	0.94
36:BQ:89:PRO:O	36:BQ:90:PHE:CG	2.21	0.94
44:BU:59:ARG:O	44:BU:62:ILE:CG1	2.15	0.94
39:BW:8:ARG:HG2	39:BW:9:TYR:H	1.30	0.94
41:BY:101:LEU:HD21	41:BY:112:LEU:HD21	0.96	0.94
41:BY:73:HIS:HA	41:BY:91:LEU:CD2	1.98	0.94
46:B2:8:ILE:HA	46:B2:11:MET:CG	1.98	0.94
47:B3:11:SER:OG	47:B3:13:ILE:HG12	1.68	0.94
26:BA:1669:A:N9	34:BO:4:GLN:OE1	2.00	0.94
26:BA:2228:G:N7	26:BA:2229:C:N1	2.14	0.94
26:BA:2364:C:O2'	26:BA:2365:G:H5'	1.68	0.94
26:BA:2567:G:C2	26:BA:2568:C:C4	2.56	0.94
26:BA:2808:U:N3	26:BA:2892:A:C5	2.36	0.94

*Continued on next page...*



*Continued from previous page...*

Atom-1	Atom-2	Interatomic distance (Å)	Clash overlap (Å)
27:BD:208:GLY:N	27:BD:211:HIS:NE2	2.16	0.94
28:BE:211:GLN:H	28:BE:216:ARG:NE	1.66	0.94
28:BE:269:ILE:HG13	28:BE:297:LYS:CG	1.98	0.94
31:BH:101:LYS:HG2	31:BH:115:GLU:CB	1.98	0.94
31:BH:120:LEU:CA	31:BH:121:GLU:OE1	2.16	0.94
34:BO:77:ILE:HD13	34:BO:78:ARG:H	1.28	0.94
43:BR:38:VAL:HG12	43:BR:39:PRO:N	1.72	0.94
43:BR:52:ILE:CG2	43:BR:53:HIS:N	2.26	0.94
26:BA:446:G:OP2	44:BU:3:ARG:CZ	2.15	0.94
42:BZ:143:ILE:HG22	42:BZ:144:GLY:H	0.79	0.94
48:B0:7:VAL:O	48:B0:7:VAL:HG12	1.67	0.94
46:B2:47:LYS:O	46:B2:48:GLU:O	1.84	0.94
26:BA:1032:A:OP1	54:B9:8:LYS:CG	2.15	0.94
26:BA:125:G:C3'	52:B7:19:ARG:NH1	2.30	0.94
27:BD:130:PRO:N	27:BD:188:ARG:HG2	1.83	0.94
28:BE:216:ARG:HH21	28:BE:255:GLN:HA	1.33	0.94
29:BF:59:GLU:HB2	29:BF:61:PHE:HE2	0.81	0.94
30:BG:74:THR:O	30:BG:75:LEU:HG	1.68	0.94
31:BH:40:MET:CG	31:BH:64:HIS:CE1	2.51	0.94
32:BI:68:LEU:HD22	32:BI:108:LEU:HD13	1.47	0.94
34:BO:35:ILE:CD1	34:BO:65:THR:HG21	1.95	0.94
35:BP:73:VAL:HG13	35:BP:76:LEU:CD2	1.97	0.94
36:BQ:58:HIS:C	36:BQ:61:LEU:HG	1.87	0.94
36:BQ:65:ARG:O	36:BQ:68:ALA:CB	2.15	0.94
40:BX:25:GLN:HE22	40:BX:65:VAL:HG13	1.32	0.94
41:BY:73:HIS:CA	41:BY:91:LEU:CG	2.33	0.94
42:BZ:130:ILE:CD1	42:BZ:130:ILE:O	2.15	0.94
42:BZ:37:LYS:O	42:BZ:41:ARG:CZ	2.14	0.94
1:AA:1340:A:C2'	2:AV:31:A:O2'	2.16	0.93
47:B3:20:LYS:HD3	47:B3:23:LEU:HD12	1.50	0.93
49:B4:7:PRO:O	49:B4:8:LYS:HB2	1.68	0.93
51:B6:14:SER:CB	51:B6:51:ARG:O	2.16	0.93
26:BA:684:G:OP1	52:B7:16:HIS:CE1	2.21	0.93
26:BA:2313:C:H5''	30:BG:51:ARG:HH11	1.31	0.93
26:BA:2415:G:H21	26:BA:2416:C:C1'	1.81	0.93
26:BA:2258:C:N4	26:BA:2426:A:O4'	1.93	0.93
26:BA:2468:G:C8	26:BA:2476:A:N1	2.35	0.93
26:BA:1783:A:N1	26:BA:2587:A:C2	2.35	0.93
26:BA:2605:U:O2	26:BA:2606:C:H5	1.51	0.93
26:BA:2717:G:N1	26:BA:2718:G:N7	2.15	0.93
26:BA:2745:C:H1'	31:BH:142:GLU:OE2	1.64	0.93

*Continued on next page...*



*Continued from previous page...*

Atom-1	Atom-2	Interatomic distance (Å)	Clash overlap (Å)
26:BA:2043:C:H5	26:BA:2777:G:H1'	0.95	0.93
26:BA:911:A:N9	36:BQ:16:ARG:HD2	1.82	0.93
25:BB:104:A:H1'	42:BZ:24:TYR:CZ	2.03	0.93
27:BD:138:THR:O	27:BD:162:GLN:HA	1.68	0.93
28:BE:80:ALA:HB2	28:BE:187:HIS:CD2	2.03	0.93
32:BI:5:PHE:O	32:BI:36:ALA:HB1	1.67	0.93
55:BK:106:GLU:O	55:BK:110:LYS:CE	2.16	0.93
26:BA:2684:U:C5'	34:BO:76:TYR:OH	2.07	0.93
35:BP:69:ILE:O	35:BP:71:GLU:N	2.01	0.93
40:BX:6:LYS:CE	40:BX:29:ASP:N	2.31	0.93
26:BA:138:G:H8	40:BX:42:GLU:OE1	1.50	0.93
41:BY:101:LEU:CD1	41:BY:112:LEU:CG	2.41	0.93
41:BY:17:HIS:O	41:BY:20:HIS:HB3	1.68	0.93
7:AD:22:LYS:C	7:AD:113:SER:HB2	1.86	0.93
26:BA:2023:G:H5''	26:BA:2617:C:HO2'	1.32	0.93
26:BA:2392:A:N7	26:BA:2393:A:C5	2.36	0.93
26:BA:2554:U:C6	26:BA:2554:U:C3'	2.44	0.93
26:BA:2762:G:C8	26:BA:2763:G:N7	2.36	0.93
26:BA:2880:C:H2'	26:BA:2881:C:H5'	0.96	0.93
26:BA:494:G:H4'	39:BW:6:ILE:HG22	1.46	0.93
28:BE:197:GLU:O	28:BE:268:LEU:N	2.01	0.93
29:BF:115:LEU:HG	29:BF:246:ARG:HH22	1.15	0.93
30:BG:82:GLU:O	30:BG:85:GLN:CD	2.07	0.93
31:BH:30:GLY:HA3	31:BH:78:VAL:O	1.68	0.93
33:BN:50:GLU:CA	33:BN:53:ILE:HG21	1.95	0.93
37:BS:41:LYS:C	37:BS:41:LYS:CD	2.32	0.93
39:BW:13:SER:O	39:BW:17:VAL:HG23	1.66	0.93
42:BZ:91:PRO:HB2	42:BZ:127:PRO:CA	1.98	0.93
1:AA:889:A:H4'	1:AA:890:G:H4'	1.44	0.93
1:AA:1014:A:C2	22:AS:34:TRP:CE3	2.56	0.93
3:AW:75:C:N4	49:B4:28:ARG:HB2	1.83	0.93
52:B7:20:ALA:O	52:B7:21:ARG:C	2.06	0.93
26:BA:1603:A:H2'	26:BA:1604:C:C6	2.02	0.93
26:BA:2048:G:N1	26:BA:2620:C:N4	2.16	0.93
26:BA:2195:C:O5'	26:BA:2195:C:C6	2.21	0.93
26:BA:2210:G:C6	27:BD:148:GLY:CA	2.51	0.93
26:BA:963:U:C2'	26:BA:2250:G:H21	1.82	0.93
26:BA:2320:A:H1'	26:BA:2333:A:N6	1.83	0.93
26:BA:2333:A:C1'	26:BA:2335:A:C2	2.50	0.93
26:BA:2592:G:C5	26:BA:2593:U:C6	2.56	0.93
26:BA:2781:A:H5''	26:BA:2782:G:H5'	1.47	0.93

*Continued on next page...*



*Continued from previous page...*

Atom-1	Atom-2	Interatomic distance (Å)	Clash overlap (Å)
26:BA:831:G:H3'	26:BA:944:G:H22	1.31	0.93
27:BD:174:ARG:HG2	27:BD:174:ARG:NH1	1.77	0.93
30:BG:14:ARG:HA	30:BG:137:PRO:HD3	1.49	0.93
32:BI:103:GLN:HE21	32:BI:109:LYS:CA	1.81	0.93
33:BN:15:ARG:CB	33:BN:43:ARG:CD	2.36	0.93
35:BP:75:LEU:O	35:BP:75:LEU:CD2	2.16	0.93
36:BQ:56:ILE:CG1	36:BQ:113:ALA:O	2.16	0.93
36:BQ:127:ASN:CB	36:BQ:128:PRO:HD3	1.97	0.93
36:BQ:49:VAL:HG12	36:BQ:50:VAL:N	1.84	0.93
44:BU:107:LYS:O	44:BU:108:ALA:O	1.86	0.93
41:BY:23:VAL:CG2	41:BY:67:LEU:HD21	1.98	0.93
46:B2:59:ILE:HG23	46:B2:60:GLN:H	1.32	0.93
26:BA:1181:C:HO2'	26:BA:1182:A:H8	1.08	0.93
26:BA:1799:G:N2	27:BD:153:LEU:HG	1.80	0.93
26:BA:2098:U:H3	26:BA:2191:G:H1	1.06	0.93
26:BA:2328:A:C6	26:BA:2329:G:O6	2.21	0.93
26:BA:2348:U:H3'	53:B8:42:ARG:CZ	1.98	0.93
26:BA:2523:G:N2	26:BA:2541:A:N3	2.16	0.93
26:BA:2640:G:H1	26:BA:2774:C:N4	1.65	0.93
26:BA:2842:G:C2	26:BA:2876:G:C2	2.56	0.93
27:BD:110:LYS:CA	27:BD:110:LYS:HZ3	1.79	0.93
27:BD:196:ASN:HA	27:BD:199:ARG:HD3	1.48	0.93
28:BE:180:ILE:HG21	28:BE:187:HIS:HB3	1.46	0.93
28:BE:71:THR:HG21	28:BE:299:SER:CA	1.97	0.93
33:BN:87:LEU:HB3	33:BN:88:PRO:CD	1.97	0.93
33:BN:95:ARG:HA	33:BN:98:PHE:CD1	2.03	0.93
40:BX:28:VAL:O	40:BX:30:ASP:N	2.01	0.93
53:B8:36:LYS:CE	53:B8:40:GLU:OE1	2.16	0.93
54:B9:10:MET:HB2	54:B9:32:HIS:HD2	1.32	0.93
26:BA:2546:U:O4'	26:BA:2565:A:C2	2.22	0.93
26:BA:712(A):A:H5'	26:BA:2714:G:OP2	1.67	0.93
26:BA:1526:G:N2	26:BA:545(A):A:C8	2.31	0.93
26:BA:806:C:O2'	26:BA:2445:G:C4'	2.15	0.93
25:BB:12:C:N3	37:BS:10:MET:CE	2.31	0.93
28:BE:210:THR:HG22	28:BE:255:GLN:CG	1.97	0.93
28:BE:271:ILE:HG12	28:BE:294:THR:HA	1.46	0.93
32:BI:68:LEU:CB	32:BI:72:LEU:HD11	1.96	0.93
33:BN:21:ARG:HA	33:BN:24:SER:HB3	1.48	0.93
35:BP:68:GLU:O	35:BP:71:GLU:HG3	1.68	0.93
26:BA:911:A:H2'	36:BQ:16:ARG:NE	1.82	0.93
37:BS:16:ALA:O	37:BS:17:ARG:HB3	1.68	0.93

*Continued on next page...*



*Continued from previous page...*

Atom-1	Atom-2	Interatomic distance (Å)	Clash overlap (Å)
45:BV:14:VAL:CG1	45:BV:15:SER:H	1.81	0.93
45:BV:20:ILE:O	45:BV:21:ARG:NH2	2.00	0.93
45:BV:42:GLY:CA	45:BV:54:TYR:CE2	2.42	0.93
41:BY:31:LEU:CD1	41:BY:101:LEU:HB2	1.99	0.93
2:AV:57:G:O4'	30:BG:56:ARG:NH1	2.02	0.93
48:B0:37:LEU:HD12	48:B0:70:ILE:HD13	1.48	0.93
48:B0:45:PHE:CG	48:B0:78:PHE:HA	2.02	0.93
26:BA:1078:U:C2	26:BA:1088:A:H1'	2.04	0.93
26:BA:1907:G:H1	26:BA:1923:U:H3	0.98	0.93
26:BA:2292:C:C4	26:BA:2293:C:C5	2.56	0.93
26:BA:2604:U:O2	26:BA:2605:U:C6	2.21	0.93
26:BA:2845:G:HO2'	26:BA:2846:G:H5'	1.31	0.93
26:BA:2836:U:O2	26:BA:2883:A:C6	2.20	0.93
26:BA:919:G:N2	26:BA:2268:A:H5''	1.82	0.93
28:BE:269:ILE:CD1	28:BE:269:ILE:H	1.77	0.93
26:BA:674:G:H5''	29:BF:69:HIS:HA	1.50	0.93
30:BG:142:ALA:HB2	30:BG:151:ILE:HG12	1.51	0.93
55:BK:18:ALA:O	55:BK:19:THR:HG23	0.77	0.93
33:BN:61:VAL:HG22	33:BN:139:LEU:HB2	1.47	0.93
35:BP:65:ASP:HB3	35:BP:109:LEU:HB2	1.49	0.93
36:BQ:87:LYS:C	36:BQ:88:PHE:CG	2.37	0.93
26:BA:2378:A:C4	37:BS:26:LEU:HD21	2.04	0.93
44:BU:117:ARG:HD3	44:BU:118:GLN:CG	1.97	0.93
39:BW:10:VAL:HB	39:BW:101:SER:O	1.68	0.93
39:BW:39:THR:HA	50:B5:28:PRO:HG3	1.50	0.93
40:BX:33:SER:C	40:BX:37:VAL:CG2	2.37	0.93
40:BX:55:GLN:C	40:BX:56:ASN:HD22	1.69	0.93
1:AA:1405:G:N2	1:AA:1518:A:N3	2.17	0.93
7:AD:78:LEU:HD21	7:AD:139:ARG:HH21	1.33	0.93
2:AV:31:A:H5'	12:AI:127:LYS:CB	1.99	0.93
46:B2:8:ILE:O	46:B2:11:MET:HG2	1.69	0.93
47:B3:1:MET:CE	47:B3:3:ARG:CD	2.46	0.93
3:AW:75:C:N4	49:B4:28:ARG:CB	2.31	0.93
26:BA:388:G:OP2	49:B4:29:PRO:HG3	1.66	0.93
52:B7:34:ARG:HH11	52:B7:42:LEU:CD2	1.79	0.93
53:B8:55:TRP:CE3	53:B8:59:LYS:CE	2.48	0.93
26:BA:2209:C:H2'	26:BA:2210:G:H3'	0.93	0.93
26:BA:2520:C:C2	26:BA:2521:C:C5	2.56	0.93
26:BA:2526:G:C5	26:BA:2527:C:H5	1.85	0.93
26:BA:1782:C:N3	26:BA:2609:U:C6	2.36	0.93
28:BE:271:ILE:HG23	28:BE:293:TYR:O	1.67	0.93

*Continued on next page...*



*Continued from previous page...*

Atom-1	Atom-2	Interatomic distance (Å)	Clash overlap (Å)
29:BF:196:THR:C	29:BF:236:THR:OG1	2.07	0.93
32:BI:28:ASN:O	32:BI:32:LYS:HB2	1.65	0.93
32:BI:98:ILE:HG22	32:BI:99:ALA:H	1.24	0.93
55:BK:42:PHE:HZ	55:BK:58:ILE:CD1	1.81	0.93
34:BO:99:PHE:O	34:BO:119:PRO:CG	2.16	0.93
36:BQ:49:VAL:HG21	36:BQ:120:HIS:HA	1.50	0.93
38:BT:38:ASN:OD1	38:BT:39:ASN:N	2.02	0.93
45:BV:4:ILE:HD11	45:BV:13:ARG:HD3	1.51	0.93
40:BX:76:GLU:OE1	40:BX:77:VAL:N	2.01	0.93
41:BY:70:ALA:O	41:BY:93:THR:HG21	1.68	0.93
7:AD:23:GLY:O	7:AD:112:VAL:O	1.86	0.93
48:B0:43:THR:HG21	48:B0:75:GLY:H	1.30	0.93
49:B4:7:PRO:CG	49:B4:56:VAL:HG11	1.99	0.93
50:B5:12:SER:HB3	50:B5:15:LYS:HZ2	1.28	0.93
39:BW:19:LEU:CG	50:B5:25:LEU:HG	1.97	0.93
51:B6:12:MET:HE3	51:B6:54:LYS:H	1.33	0.93
26:BA:1139:G:OP1	33:BN:46:ILE:HG23	1.68	0.93
26:BA:1819:A:OP1	27:BD:155:ARG:N	2.00	0.93
26:BA:2330:G:H2'	26:BA:2331:G:H5'	1.48	0.93
26:BA:2357:U:O2'	26:BA:2358:G:C5'	2.16	0.93
26:BA:2542:A:O2'	26:BA:2543:G:C8	2.20	0.93
26:BA:2574:G:C2'	26:BA:2575:C:C6	2.52	0.93
26:BA:2652:C:H2'	26:BA:2653:U:H6	1.32	0.93
26:BA:2661:G:N3	26:BA:2662:A:N7	2.17	0.93
26:BA:2741:A:HO2'	26:BA:2742:C:H5'	1.30	0.93
26:BA:565:C:O2'	26:BA:1253:A:C2	2.22	0.93
27:BD:143:ILE:HG12	27:BD:153:LEU:HB3	1.51	0.93
28:BE:221:LYS:NZ	28:BE:233:ARG:CG	2.32	0.93
29:BF:111:VAL:O	29:BF:112:ARG:O	1.86	0.93
32:BI:68:LEU:HB3	32:BI:72:LEU:CD1	1.99	0.93
55:BK:71:LYS:C	55:BK:72:THR:N	2.22	0.93
33:BN:25:GLN:HA	33:BN:28:GLU:HG3	1.49	0.93
34:BO:68:GLY:HA2	34:BO:78:ARG:HG2	1.50	0.93
36:BQ:41:THR:O	36:BQ:125:TRP:CZ3	2.21	0.93
38:BT:21:PHE:O	38:BT:22:VAL:CG1	2.17	0.93
39:BW:11:ARG:O	39:BW:12:ILE:CG1	2.16	0.93
39:BW:84:ARG:HB3	39:BW:96:ILE:CD1	1.99	0.93
41:BY:31:LEU:O	41:BY:32:ARG:O	1.86	0.93
42:BZ:142:ASN:H	42:BZ:171:VAL:CG2	1.82	0.93
42:BZ:141:MET:CA	42:BZ:171:VAL:HG11	1.97	0.93
1:AA:1268:A:C4'	24:AU:20:LYS:CB	2.41	0.93

*Continued on next page...*



*Continued from previous page...*

Atom-1	Atom-2	Interatomic distance (Å)	Clash overlap (Å)
3:AW:65:G:N1	3:AW:66:A:N9	2.17	0.93
46:B2:2:VAL:H	46:B2:4:HIS:HE1	0.96	0.93
26:BA:2246:G:N9	26:BA:2426:A:C2	2.35	0.93
26:BA:2455:G:H2'	26:BA:2456:C:H5'	1.51	0.93
26:BA:2881:C:H2'	26:BA:2882:A:H8	1.32	0.93
28:BE:269:ILE:HD11	28:BE:296:VAL:CA	1.99	0.93
28:BE:45:LYS:NZ	28:BE:302:GLY:C	2.20	0.93
29:BF:164:ALA:HA	29:BF:232:LEU:CD1	1.97	0.93
32:BI:5:PHE:HB3	32:BI:17:GLU:O	1.69	0.93
55:BK:121:LEU:HD22	55:BK:125:MET:CE	1.99	0.93
33:BN:88:PRO:HB2	33:BN:90:LYS:N	1.84	0.93
36:BQ:137:ARG:HD3	36:BQ:138:ARG:N	1.83	0.93
36:BQ:65:ARG:HH21	36:BQ:85:ILE:HB	1.24	0.93
42:BZ:103:ARG:HD3	42:BZ:103:ARG:H	1.34	0.93
42:BZ:35:ASP:N	42:BZ:39:PHE:CZ	2.36	0.93
42:BZ:34:LEU:CD1	42:BZ:39:PHE:HZ	1.81	0.93
42:BZ:71:MET:CG	42:BZ:78:PRO:CD	1.89	0.93
1:AA:1308:U:H5'	16:AM:110:ARG:NH2	1.82	0.93
1:AA:509:A:H8	7:AD:54:TYR:HE2	1.15	0.93
1:AA:978:A:O2'	22:AS:37:ARG:NH2	2.02	0.93
1:AA:1268:A:O2'	24:AU:20:LYS:N	2.02	0.93
3:AW:9:A:C2	3:AW:45:G:C4	2.56	0.93
51:B6:2:ALA:CB	51:B6:11:LYS:NZ	2.31	0.93
26:BA:126:A:C5	52:B7:18:PHE:CZ	2.54	0.93
26:BA:1818:U:H5''	27:BD:155:ARG:CB	1.97	0.93
26:BA:2584:U:H6	26:BA:2585:U:C6	1.84	0.93
26:BA:2597:G:C6	26:BA:2598:A:N6	2.36	0.93
26:BA:2689:U:H4'	26:BA:2690:C:H5'	1.48	0.93
26:BA:2893:G:O3'	26:BA:2894:G:C4'	2.16	0.93
26:BA:451:C:OP1	29:BF:49:ASP:N	2.01	0.93
26:BA:605:C:H3'	29:BF:105:LYS:HE2	1.51	0.93
26:BA:994:C:C5	45:BV:72:ARG:NH1	2.08	0.93
28:BE:177:ALA:O	28:BE:179:ASP:N	2.00	0.93
29:BF:34:ALA:HB2	29:BF:110:ALA:HB2	1.48	0.93
29:BF:225:PRO:O	29:BF:231:ARG:HG3	1.68	0.93
55:BK:66:PHE:C	55:BK:67:THR:HG23	1.88	0.93
33:BN:78:ILE:O	33:BN:82:THR:CG2	2.17	0.93
36:BQ:94:ARG:NE	36:BQ:106:GLY:HA3	1.84	0.93
36:BQ:145:PRO:C	36:BQ:146:THR:HG1	1.71	0.93
39:BW:23:LEU:HD22	39:BW:24:ILE:N	1.84	0.93
41:BY:78:THR:C	41:BY:89:ARG:CG	2.34	0.93

*Continued on next page...*



*Continued from previous page...*

Atom-1	Atom-2	Interatomic distance (Å)	Clash overlap (Å)
42:BZ:62:PHE:CD2	42:BZ:87:THR:CG2	2.51	0.93
1:AA:116:A:N6	1:AA:313:A:H1'	1.84	0.92
1:AA:1353:G:OP1	24:AU:10:ARG:CZ	2.16	0.92
13:AJ:46:ARG:NH1	17:AN:59:ALA:HB1	1.84	0.92
52:B7:18:PHE:H	52:B7:44:VAL:HG21	1.17	0.92
26:BA:1646:C:H5''	26:BA:1647:G:H5'	1.48	0.92
26:BA:2330:G:O2'	48:B0:71:ASN:OD1	1.86	0.92
26:BA:2431:U:H2'	26:BA:2432:A:H3'	1.50	0.92
26:BA:2448:A:OP2	26:BA:2498:C:OP1	1.86	0.92
26:BA:2623:G:N2	26:BA:2624:G:C1'	2.31	0.92
26:BA:2653:U:H3'	26:BA:2654:A:H8	1.16	0.92
26:BA:2748:A:H8	26:BA:2749:A:C4	1.84	0.92
26:BA:2804:C:C6	26:BA:2805:G:N1	2.37	0.92
26:BA:2819:G:N3	26:BA:2821:A:C8	2.36	0.92
26:BA:2842:G:O2'	26:BA:2843:G:H5'	1.66	0.92
26:BA:2852:G:H1	26:BA:2865:U:H3	0.97	0.92
26:BA:919:G:H21	26:BA:2268:A:C5'	1.81	0.92
28:BE:218:GLY:O	28:BE:219:VAL:HG23	1.68	0.92
28:BE:67:THR:O	28:BE:68:VAL:HG23	1.69	0.92
26:BA:673:C:C1'	29:BF:82:GLN:OE1	2.17	0.92
31:BH:14:VAL:O	31:BH:14:VAL:HG12	1.67	0.92
35:BP:130:ARG:O	35:BP:133:VAL:HB	1.69	0.92
37:BS:81:ALA:HB3	37:BS:117:ALA:HB1	1.49	0.92
45:BV:40:VAL:CG1	45:BV:51:ALA:O	2.16	0.92
39:BW:32:ALA:HB2	39:BW:35:ILE:HD12	1.49	0.92
40:BX:56:ASN:N	40:BX:56:ASN:ND2	2.11	0.92
41:BY:74:VAL:HG12	41:BY:74:VAL:O	1.65	0.92
1:AA:983:A:H5'	1:AA:984:C:OP2	1.68	0.92
1:AA:1327:C:H5''	24:AU:20:LYS:HE2	1.47	0.92
26:BA:380:U:HO2'	49:B4:15:ILE:HB	1.26	0.92
26:BA:1612:C:H2'	52:B7:3:ARG:HE	1.25	0.92
26:BA:2262:U:HO2'	26:BA:2263:C:H5''	1.19	0.92
26:BA:2322:A:OP1	26:BA:2322:A:O4'	1.87	0.92
26:BA:2555:U:H2'	26:BA:2556:C:H5'	0.94	0.92
26:BA:2628:C:O2	26:BA:2781:A:O2'	1.86	0.92
26:BA:2689:U:C6	26:BA:2713:A:N1	2.36	0.92
26:BA:2734:A:N6	26:BA:2735:G:C2	2.33	0.92
26:BA:34:C:H2'	26:BA:455:C:H41	1.31	0.92
26:BA:747:U:OP2	50:B5:2:ALA:N	2.02	0.92
27:BD:158:GLY:HA2	27:BD:194:VAL:CB	1.97	0.92
28:BE:222:ARG:HD2	28:BE:222:ARG:H	1.33	0.92

*Continued on next page...*



*Continued from previous page...*

Atom-1	Atom-2	Interatomic distance (Å)	Clash overlap (Å)
28:BE:233:ARG:C	28:BE:234:ARG:HG3	1.87	0.92
28:BE:79:ARG:NH1	28:BE:104:PHE:CA	2.32	0.92
31:BH:85:ALA:HA	31:BH:131:ILE:HG21	0.94	0.92
31:BH:91:VAL:O	31:BH:91:VAL:HG12	1.67	0.92
32:BI:132:LYS:HA	32:BI:138:THR:CG2	1.99	0.92
32:BI:13:GLY:HA2	32:BI:15:LYS:NZ	1.84	0.92
35:BP:114:VAL:C	35:BP:115:ARG:HG3	1.89	0.92
26:BA:2406:U:H1'	35:BP:57:VAL:CG2	1.99	0.92
44:BU:69:ALA:HA	44:BU:79:PHE:CZ	2.04	0.92
40:BX:8:PRO:O	40:BX:10:VAL:HG23	1.69	0.92
40:BX:2:TRP:O	40:BX:3:ASP:O	1.87	0.92
1:AA:901:A:O2'	1:AA:1513:A:OP1	1.87	0.92
1:AA:1325:C:O5'	24:AU:15:ARG:NH2	2.00	0.92
2:AV:31:A:H5'	12:AI:127:LYS:CD	1.91	0.92
48:B0:37:LEU:HG	48:B0:68:VAL:CG1	1.98	0.92
48:B0:65:GLY:CA	48:B0:66:LYS:HD2	2.00	0.92
47:B3:43:ILE:N	47:B3:43:ILE:HD12	1.84	0.92
51:B6:16:ALA:O	51:B6:48:VAL:HG11	1.68	0.92
26:BA:2207:C:N3	26:BA:2218:G:N1	2.16	0.92
26:BA:223:A:H3'	26:BA:224:G:P	2.08	0.92
26:BA:2414:G:C2	26:BA:2415:G:N7	2.37	0.92
26:BA:2638:G:O2'	26:BA:2639:A:C8	2.21	0.92
26:BA:2852:G:N2	26:BA:2853:C:O2	2.03	0.92
27:BD:135:PRO:CG	27:BD:138:THR:CG2	2.28	0.92
27:BD:74:PRO:HA	27:BD:116:MET:CE	1.99	0.92
28:BE:76:PRO:HB2	28:BE:77:PRO:HD3	0.92	0.92
30:BG:18:ILE:HG22	30:BG:19:GLU:N	1.81	0.92
31:BH:96:SER:HA	31:BH:124:VAL:HG21	1.50	0.92
34:BO:10:VAL:HG13	34:BO:12:ASP:OD1	1.70	0.92
35:BP:109:LEU:HD13	35:BP:110:GLY:N	1.85	0.92
43:BR:38:VAL:HB	43:BR:39:PRO:CD	1.93	0.92
43:BR:63:ARG:HH21	43:BR:77:ARG:HG2	1.20	0.92
40:BX:25:GLN:C	40:BX:26:PHE:CD1	2.43	0.92
41:BY:35:TYR:HH	41:BY:113:GLU:HG3	1.15	0.92
42:BZ:91:PRO:HD2	42:BZ:127:PRO:CB	1.97	0.92
42:BZ:69:VAL:HG12	42:BZ:70:GLN:N	1.84	0.92
1:AA:876:G:C1'	11:AH:11:THR:HG21	1.98	0.92
2:AV:25:C:C4'	26:BA:1923:U:OP2	2.17	0.92
47:B3:40:THR:HG21	47:B3:43:ILE:CG1	1.98	0.92
49:B4:46:GLU:OE1	49:B4:54:GLY:CA	2.15	0.92
52:B7:8:ASN:HB2	52:B7:11:LYS:CB	1.98	0.92

*Continued on next page...*



*Continued from previous page...*

Atom-1	Atom-2	Interatomic distance (Å)	Clash overlap (Å)
52:B7:34:ARG:O	52:B7:35:ARG:O	1.85	0.92
26:BA:592:G:H21	53:B8:3:LYS:HE2	1.31	0.92
26:BA:1301:A:HO2'	26:BA:1302:A:H8	0.95	0.92
26:BA:131:G:N2	26:BA:149:A:N1	2.17	0.92
26:BA:2228:G:H8	26:BA:2228:G:H5''	1.29	0.92
26:BA:965:C:O4'	26:BA:2273:A:N3	2.02	0.92
26:BA:2469:A:H61	26:BA:2481:G:H1'	1.34	0.92
26:BA:2552:U:C2	26:BA:2554:U:C5'	2.53	0.92
26:BA:2572:A:OP2	28:BE:242:ASN:N	2.01	0.92
26:BA:2717:G:C5'	26:BA:2717:G:C8	2.43	0.92
26:BA:2822:G:OP1	28:BE:207:GLY:C	2.08	0.92
28:BE:206:LYS:O	28:BE:208:LYS:N	2.02	0.92
29:BF:163:HIS:CB	29:BF:166:ILE:HD12	1.98	0.92
30:BG:14:ARG:HA	30:BG:137:PRO:CD	1.99	0.92
31:BH:108:TYR:O	31:BH:109:SER:HB3	1.68	0.92
31:BH:86:LEU:N	31:BH:131:ILE:HG22	1.82	0.92
33:BN:106:GLY:C	33:BN:107:ASN:HD22	1.67	0.92
33:BN:87:LEU:HB3	33:BN:88:PRO:HD2	1.51	0.92
26:BA:557:U:C5'	33:BN:92:GLN:NE2	2.31	0.92
36:BQ:41:THR:HG21	36:BQ:126:VAL:CA	1.98	0.92
44:BU:39:LEU:O	44:BU:41:ASN:N	2.03	0.92
40:BX:47:VAL:HB	40:BX:69:SER:HB2	1.50	0.92
42:BZ:26:LYS:O	42:BZ:27:GLU:HG3	1.66	0.92
42:BZ:67:LYS:HZ1	42:BZ:67:LYS:CA	1.79	0.92
42:BZ:79:ILE:O	42:BZ:80:HIS:ND1	2.02	0.92
1:AA:116:A:N1	1:AA:313:A:O2'	2.03	0.92
1:AA:407:G:H4'	7:AD:115:ARG:HB3	1.51	0.92
47:B3:50:VAL:HB	47:B3:53:LEU:HD12	1.49	0.92
50:B5:45:ILE:N	50:B5:52:TYR:CE1	2.37	0.92
52:B7:30:ILE:CG1	52:B7:33:ARG:CD	2.47	0.92
26:BA:1152:C:H5''	44:BU:80:ILE:CG2	1.99	0.92
26:BA:2333:A:C8	26:BA:2335:A:H2	1.81	0.92
26:BA:2373:G:C2	26:BA:2374:C:C4	2.58	0.92
26:BA:2445:G:H2'	26:BA:2446:G:H5'	1.51	0.92
26:BA:2603:G:C6	26:BA:2604:U:C5	2.58	0.92
26:BA:2737:G:H2'	26:BA:2738:A:H8	1.33	0.92
26:BA:2790:A:C5'	26:BA:2791:C:OP1	2.17	0.92
26:BA:2862:G:H2'	26:BA:2863:C:C6	2.03	0.92
29:BF:102:LEU:CB	29:BF:107:ARG:NE	2.33	0.92
29:BF:147:LEU:HD12	29:BF:156:LEU:HD11	0.93	0.92
31:BH:53:ARG:HH11	31:BH:56:ASP:HA	0.78	0.92

*Continued on next page...*



*Continued from previous page...*

Atom-1	Atom-2	Interatomic distance (Å)	Clash overlap (Å)
33:BN:45:VAL:C	33:BN:46:ILE:CG1	2.36	0.92
35:BP:67:ARG:CZ	35:BP:111:ALA:O	2.16	0.92
45:BV:60:VAL:C	45:BV:98:ILE:HB	1.90	0.92
40:BX:18:MET:HE1	40:BX:25:GLN:HB2	1.49	0.92
2:AV:31:A:H5'	12:AI:127:LYS:HD2	1.41	0.92
26:BA:2385:C:O2'	48:B0:39:ARG:NH2	2.02	0.92
53:B8:16:ILE:CB	53:B8:22:VAL:HG22	1.99	0.92
54:B9:4:ARG:CA	54:B9:36:GLN:HA	2.00	0.92
26:BA:2287:A:H62	26:BA:2344:U:H5	1.12	0.92
26:BA:2354:G:N2	48:B0:32:LYS:CE	2.29	0.92
26:BA:2631:G:C6	26:BA:2632:A:C8	2.57	0.92
26:BA:2825:C:H2'	26:BA:2826:A:O4'	1.70	0.92
26:BA:963:U:H1'	26:BA:2250:G:H21	1.26	0.92
26:BA:2210:G:C5	27:BD:148:GLY:HA3	2.04	0.92
44:BU:28:ARG:H	44:BU:31:GLN:CD	1.70	0.92
44:BU:76:TYR:O	44:BU:80:ILE:CG1	2.18	0.92
41:BY:30:ASP:O	41:BY:34:GLU:HG3	1.58	0.92
41:BY:57:GLY:HA2	41:BY:97:ARG:HH22	1.31	0.92
26:BA:2216:G:C2'	26:BA:2217:G:C5'	2.45	0.92
26:BA:2488:A:O2'	26:BA:2489:G:H5'	1.70	0.92
26:BA:2552:U:N3	26:BA:2554:U:H5'	1.84	0.92
26:BA:598:G:H21	29:BF:33:LYS:HZ1	1.13	0.92
25:BB:28:C:OP1	37:BS:44:ARG:NH2	2.03	0.92
27:BD:106:PRO:HA	27:BD:194:VAL:O	1.67	0.92
28:BE:107:GLU:O	28:BE:110:ARG:HG3	1.70	0.92
28:BE:190:ASN:O	28:BE:192:ILE:CA	2.18	0.92
28:BE:200:ASP:HA	28:BE:266:LYS:CD	2.00	0.92
32:BI:13:GLY:C	32:BI:15:LYS:HD2	1.90	0.92
32:BI:68:LEU:HD21	32:BI:108:LEU:HD11	1.49	0.92
32:BI:7:LYS:HG3	32:BI:12:LYS:HG2	1.00	0.92
35:BP:68:GLU:O	35:BP:71:GLU:CG	2.17	0.92
44:BU:13:ARG:HB2	44:BU:13:ARG:HH12	1.27	0.92
44:BU:44:THR:HA	44:BU:47:TYR:HD1	1.34	0.92
26:BA:1151:G:C3'	44:BU:81:ASN:HD21	1.83	0.92
45:BV:74:TYR:CE1	45:BV:87:ARG:C	2.43	0.92
39:BW:8:ARG:O	39:BW:10:VAL:CG2	2.17	0.92
42:BZ:149:ALA:HB3	42:BZ:165:GLU:N	1.82	0.92
1:AA:542:G:OP1	7:AD:41:GLY:HA2	1.70	0.92
46:B2:59:ILE:HG12	46:B2:60:GLN:N	1.84	0.92
50:B5:51:TYR:O	50:B5:52:TYR:HB2	1.66	0.92
52:B7:22:MET:O	52:B7:24:THR:N	2.03	0.92

*Continued on next page...*



*Continued from previous page...*

Atom-1	Atom-2	Interatomic distance (Å)	Clash overlap (Å)
52:B7:43:THR:CA	52:B7:46:ASP:OD1	2.17	0.92
26:BA:1140:C:C5	33:BN:49:ARG:CD	2.52	0.92
26:BA:1462:C:H4'	26:BA:2703:C:H5'	1.51	0.92
26:BA:1603:A:H2'	26:BA:1604:C:H6	1.30	0.92
26:BA:2410:G:H2'	26:BA:2411:A:N7	1.84	0.92
27:BD:129:LEU:HD23	27:BD:130:PRO:HD3	1.48	0.92
26:BA:1568:G:C4'	27:BD:60:GLN:NE2	2.16	0.92
27:BD:70:LYS:HG3	27:BD:73:ILE:HD13	1.48	0.92
28:BE:45:LYS:NZ	28:BE:303:PRO:C	2.23	0.92
29:BF:32:GLY:CA	29:BF:35:VAL:HG23	1.98	0.92
30:BG:49:PRO:HD3	30:BG:73:VAL:HG22	1.51	0.92
31:BH:74:MET:O	31:BH:78:VAL:HG23	1.68	0.92
55:BK:121:LEU:HB3	55:BK:125:MET:HE3	1.52	0.92
26:BA:1062:G:C2	55:BK:134:SER:OG	2.23	0.92
55:BK:11:LEU:CD1	55:BK:28:LEU:HD11	1.99	0.92
33:BN:13:ASP:HA	33:BN:38:VAL:HG12	0.92	0.92
36:BQ:67:ALA:CB	36:BQ:70:ARG:CZ	2.36	0.92
37:BS:27:LEU:CA	37:BS:33:ARG:NH2	2.33	0.92
37:BS:81:ALA:HB1	37:BS:118:ILE:N	1.85	0.92
42:BZ:96:VAL:HG12	42:BZ:97:PRO:HD2	1.52	0.92
1:AA:1222:G:OP1	1:AA:1321:C:H2'	1.69	0.92
49:B4:41:PRO:HB2	49:B4:57:ASP:HB3	1.48	0.92
26:BA:2051:A:N1	26:BA:2618:G:O6	2.02	0.92
26:BA:2350:C:H2'	26:BA:2351:G:C8	2.04	0.92
26:BA:248:G:N2	26:BA:2431:U:C4'	2.33	0.92
26:BA:2251:G:C8	26:BA:2450:A:H4'	2.05	0.92
26:BA:2515:C:N4	26:BA:2569:G:N1	1.82	0.92
26:BA:2617:C:C2'	26:BA:2618:G:C5'	2.37	0.92
26:BA:2619:C:O2'	26:BA:2620:C:H5'	1.70	0.92
26:BA:2698:U:H2'	26:BA:2699:C:H6	1.30	0.92
26:BA:2711:A:OP2	26:BA:2714:G:P	2.28	0.92
26:BA:2759:G:C2'	26:BA:2760:C:O5'	2.17	0.92
26:BA:337:C:H3'	26:BA:338:G:C5'	1.98	0.92
26:BA:650:C:C5'	53:B8:19:THR:HG23	2.00	0.92
26:BA:2712:U:O2'	26:BA:712(A):A:H5''	1.66	0.92
27:BD:175:LEU:CG	27:BD:180:VAL:CA	2.45	0.92
30:BG:19:GLU:CD	30:BG:135:VAL:HG22	1.89	0.92
30:BG:53:LYS:HG2	30:BG:54:ALA:H	1.27	0.92
31:BH:102:LEU:CD2	31:BH:114:ILE:O	2.18	0.92
36:BQ:76:GLY:CA	36:BQ:132:VAL:HG11	2.00	0.92
44:BU:72:HIS:CE1	44:BU:110:VAL:HG21	2.04	0.92

*Continued on next page...*



*Continued from previous page...*

Atom-1	Atom-2	Interatomic distance (Å)	Clash overlap (Å)
39:BW:71:VAL:HG12	39:BW:106:ILE:O	1.68	0.92
40:BX:24:LEU:HB3	40:BX:26:PHE:CZ	2.01	0.92
41:BY:79:LEU:CD1	41:BY:80:GLU:H	1.82	0.92
1:AA:404:U:C4	7:AD:2:GLY:CA	2.53	0.92
26:BA:2212:A:C2'	26:BA:2213:U:H5	1.62	0.92
26:BA:2378:A:O2'	37:BS:30:GLY:CA	2.17	0.92
26:BA:2384:G:H5''	26:BA:2386:C:P	2.09	0.92
26:BA:2400:G:O3'	51:B6:20:PHE:HZ	1.47	0.92
26:BA:2436:G:C6	26:BA:2437:U:C4	2.56	0.92
26:BA:2468:G:O2'	26:BA:2469:A:H8	1.51	0.92
26:BA:2833:G:OP1	26:BA:2833:G:H8	1.51	0.92
28:BE:99:VAL:O	28:BE:100:TRP:CD2	2.22	0.92
29:BF:111:VAL:HA	29:BF:220:THR:HG22	1.51	0.92
29:BF:24:THR:CB	29:BF:25:PRO:CD	2.46	0.92
30:BG:29:HIS:CE1	30:BG:64:ARG:HH12	1.85	0.92
32:BI:145:VAL:O	32:BI:146:THR:HG22	1.69	0.92
33:BN:136:SER:O	33:BN:137:GLU:C	2.08	0.92
33:BN:19:MET:CG	33:BN:46:ILE:CD1	2.47	0.92
34:BO:35:ILE:CD1	34:BO:65:THR:HG22	1.99	0.92
34:BO:98:ILE:CG2	34:BO:99:PHE:H	1.83	0.92
35:BP:116:HIS:HD2	35:BP:118:LEU:HD11	1.29	0.92
36:BQ:91:HIS:N	36:BQ:111:THR:CG2	2.33	0.92
36:BQ:85:ILE:HB	36:BQ:122:PHE:CD2	2.05	0.92
36:BQ:57:ARG:O	36:BQ:61:LEU:CG	2.17	0.92
2:AV:1:G:H4'	36:BQ:97:ASP:OD2	1.69	0.92
41:BY:55:PHE:HZ	41:BY:89:ARG:CZ	1.80	0.92
1:AA:1014:A:C4	22:AS:34:TRP:CE3	2.58	0.91
1:AA:1211:U:HO3'	1:AA:1212:U:P	1.27	0.91
1:AA:409:G:O3'	7:AD:25:ARG:HG3	1.69	0.91
26:BA:592:G:N2	53:B8:3:LYS:HE2	1.86	0.91
26:BA:965:C:C5'	26:BA:2273:A:H1'	2.01	0.91
26:BA:2317:C:C5	26:BA:2318:G:O6	2.23	0.91
26:BA:2424:C:H2'	26:BA:2424:C:O2	1.68	0.91
26:BA:2463:C:N3	26:BA:2464:C:H5	1.68	0.91
26:BA:2468:G:N2	26:BA:2481:G:H2'	1.83	0.91
26:BA:2446:G:N2	26:BA:2501:C:H41	1.67	0.91
26:BA:2546:U:O4'	26:BA:2565:A:H2	1.52	0.91
26:BA:2810:A:H2'	26:BA:2811:G:H5''	1.50	0.91
26:BA:2854:G:C2	26:BA:2864:G:C5	2.58	0.91
28:BE:199:ALA:HB1	28:BE:312:ARG:O	1.68	0.91
29:BF:115:LEU:CG	29:BF:246:ARG:NH2	2.28	0.91

*Continued on next page...*



*Continued from previous page...*

Atom-1	Atom-2	Interatomic distance (Å)	Clash overlap (Å)
30:BG:14:ARG:HA	30:BG:137:PRO:HG3	1.49	0.91
30:BG:59:GLY:O	30:BG:60:GLU:CG	2.18	0.91
30:BG:88:LEU:O	30:BG:88:LEU:CD2	2.16	0.91
31:BH:95:ALA:O	31:BH:127:GLN:HA	1.70	0.91
55:BK:123:ALA:N	55:BK:126:LYS:HE3	1.85	0.91
34:BO:112:MET:O	34:BO:115:ILE:N	2.03	0.91
34:BO:78:ARG:C	34:BO:79:PHE:CD2	2.43	0.91
37:BS:36:ALA:HA	37:BS:45:ALA:HB2	1.52	0.91
44:BU:40:LEU:CD2	44:BU:40:LEU:H	1.83	0.91
26:BA:535:C:C4'	44:BU:53:LYS:HE3	1.75	0.91
26:BA:104:U:N3	41:BY:17:HIS:CE1	2.03	0.91
1:AA:1070:U:H5'	8:AE:18:ARG:HH12	1.35	0.91
26:BA:2386:C:C1'	48:B0:39:ARG:NH2	2.33	0.91
47:B3:9:VAL:HG22	47:B3:54:VAL:HA	1.49	0.91
54:B9:11:CYS:SG	54:B9:14:CYS:N	2.39	0.91
26:BA:2210:G:N7	27:BD:148:GLY:HA3	1.83	0.91
26:BA:2431:U:O2	26:BA:2433:A:OP2	1.87	0.91
26:BA:2494:G:N1	26:BA:2495:G:C5	2.39	0.91
26:BA:2785:C:C4'	28:BE:99:VAL:CA	2.15	0.91
27:BD:135:PRO:HG3	27:BD:138:THR:HG21	1.48	0.91
28:BE:45:LYS:CE	28:BE:303:PRO:O	2.17	0.91
28:BE:70:VAL:HG11	28:BE:296:VAL:CA	1.90	0.91
32:BI:59:ALA:O	32:BI:62:LEU:HB2	1.69	0.91
33:BN:80:LYS:O	33:BN:81:ARG:O	1.88	0.91
35:BP:132:LYS:O	35:BP:135:GLY:N	2.03	0.91
36:BQ:129:ASP:OD1	36:BQ:132:VAL:HG23	1.70	0.91
36:BQ:33:MET:HB3	36:BQ:83:PHE:CB	1.99	0.91
44:BU:7:GLY:CA	44:BU:8:ILE:HD12	2.00	0.91
45:BV:11:GLN:CD	45:BV:22:VAL:HG23	1.89	0.91
39:BW:90:ARG:CB	39:BW:90:ARG:CZ	2.45	0.91
1:AA:1193:G:O2'	8:AE:25:ARG:NH2	2.03	0.91
46:B2:4:HIS:O	46:B2:8:ILE:HD12	1.69	0.91
26:BA:75:G:C3'	46:B2:51:LYS:HZ3	1.83	0.91
52:B7:43:THR:CA	52:B7:46:ASP:OD2	2.17	0.91
26:BA:1140:C:H5	33:BN:49:ARG:CG	1.77	0.91
26:BA:126:A:P	52:B7:44:VAL:HG11	2.10	0.91
26:BA:1698:A:O2'	26:BA:1699:G:H3'	1.70	0.91
26:BA:2255:G:N2	26:BA:2256:G:H1'	1.85	0.91
26:BA:2316:C:C5'	30:BG:142:ALA:HB1	2.00	0.91
26:BA:199:A:C6	26:BA:2433:A:C8	2.56	0.91
26:BA:2474:C:H41	26:BA:2529:G:N2	1.68	0.91

*Continued on next page...*



*Continued from previous page...*

Atom-1	Atom-2	Interatomic distance (Å)	Clash overlap (Å)
26:BA:2606:C:H5''	26:BA:2606:C:H6	1.34	0.91
26:BA:2754:U:H2'	26:BA:2756:U:P	2.09	0.91
26:BA:2740:A:N1	26:BA:2764:A:N3	2.18	0.91
26:BA:2623:G:O2'	26:BA:2825:C:O2'	1.88	0.91
26:BA:2785:C:C5'	28:BE:99:VAL:CG2	2.46	0.91
32:BI:145:VAL:CG1	32:BI:146:THR:H	1.76	0.91
55:BK:117:ASN:OD1	55:BK:127:ILE:HD12	1.67	0.91
33:BN:94:GLY:O	33:BN:97:ALA:HB3	1.70	0.91
36:BQ:143:VAL:HG23	36:BQ:144:THR:H	1.35	0.91
36:BQ:12:PRO:HB2	36:BQ:20:ILE:CD1	1.99	0.91
36:BQ:50:VAL:HG12	36:BQ:52:LYS:H	1.34	0.91
39:BW:21:VAL:HG23	39:BW:22:ASP:H	1.36	0.91
26:BA:594:U:H5'	53:B8:58:MET:CE	2.00	0.91
26:BA:2185:C:C2	26:BA:2186:G:C8	2.59	0.91
26:BA:2341:G:C5	26:BA:2342:C:C4	2.58	0.91
26:BA:2414:G:C2	26:BA:2415:G:C8	2.58	0.91
26:BA:2246:G:C4	26:BA:2426:A:N3	2.38	0.91
26:BA:2620:C:O2'	26:BA:2621:A:H5''	1.71	0.91
26:BA:2641:G:C6	26:BA:2774:C:C4	2.58	0.91
28:BE:79:ARG:O	28:BE:187:HIS:HE1	1.37	0.91
28:BE:45:LYS:CE	28:BE:303:PRO:CG	2.33	0.91
35:BP:52:LYS:HD3	35:BP:53:ARG:HH11	1.16	0.91
37:BS:27:LEU:CB	37:BS:33:ARG:HH22	1.66	0.91
38:BT:44:ARG:HG3	38:BT:45:GLU:H	1.34	0.91
44:BU:25:TRP:O	44:BU:28:ARG:NH1	2.03	0.91
44:BU:20:ARG:HH12	45:BV:75:LYS:CE	1.82	0.91
40:BX:14:ALA:N	40:BX:17:ASP:OD2	2.02	0.91
40:BX:24:LEU:HB2	40:BX:26:PHE:CZ	2.03	0.91
41:BY:103:LEU:HD22	41:BY:112:LEU:CD2	2.00	0.91
41:BY:87:VAL:HG13	41:BY:88:PRO:CD	1.97	0.91
42:BZ:78:PRO:O	42:BZ:79:ILE:CG1	2.19	0.91
1:AA:1003:G:O3'	1:AA:3(A):G:P	2.29	0.91
1:AA:952:U:O2	16:AM:126:LYS:O	1.89	0.91
3:AW:37:YYG:O22	10:AG:84:ASN:C	2.09	0.91
47:B3:39:ASP:HA	47:B3:44:ARG:HH21	1.34	0.91
50:B5:33:CYS:CB	50:B5:37:HIS:N	2.33	0.91
51:B6:29:ARG:HG2	51:B6:30:ASN:H	1.33	0.91
26:BA:2290:G:C6	26:BA:2291:U:N3	2.38	0.91
26:BA:2311:A:OP2	26:BA:2311:A:O4'	1.88	0.91
26:BA:2353:G:O2'	48:B0:30:VAL:O	1.88	0.91
26:BA:2468:G:O2'	26:BA:2469:A:C5'	2.18	0.91

*Continued on next page...*



*Continued from previous page...*

Atom-1	Atom-2	Interatomic distance (Å)	Clash overlap (Å)
26:BA:2579:C:H6	26:BA:2579:C:C4'	1.84	0.91
26:BA:2589:A:C5	26:BA:2590:A:N7	2.39	0.91
26:BA:2737:G:N3	26:BA:2738:A:C8	2.38	0.91
26:BA:2887:U:C2	26:BA:2888:C:C5	2.58	0.91
26:BA:338:G:H5'	41:BY:24:ARG:NH1	1.85	0.91
27:BD:131:LEU:HD12	27:BD:184:LEU:O	1.71	0.91
28:BE:180:ILE:HB	28:BE:187:HIS:HB3	1.50	0.91
29:BF:33:LYS:CA	29:BF:36:ARG:HG3	2.00	0.91
31:BH:127:GLN:O	31:BH:130:ILE:HD11	1.70	0.91
35:BP:65:ASP:HB3	35:BP:109:LEU:HB3	0.94	0.91
26:BA:636:G:OP1	35:BP:127:GLU:CG	2.19	0.91
36:BQ:42:TYR:O	36:BQ:125:TRP:CH2	2.23	0.91
36:BQ:42:TYR:C	36:BQ:125:TRP:HH2	1.74	0.91
43:BR:36:THR:HG22	43:BR:40:LYS:CB	1.96	0.91
43:BR:79:LEU:C	43:BR:79:LEU:HD22	1.82	0.91
45:BV:57:GLN:CG	45:BV:58:ALA:H	1.82	0.91
26:BA:2013:A:H4'	39:BW:96:ILE:HG22	1.52	0.91
26:BA:104:U:C4	41:BY:17:HIS:HE1	1.89	0.91
42:BZ:100:THR:CG2	42:BZ:137:ASP:OD1	2.17	0.91
42:BZ:46:GLN:HB2	42:BZ:49:THR:OG1	1.69	0.91
1:AA:115:G:O3'	1:AA:116:A:P	2.29	0.91
1:AA:1255:G:H21	1:AA:1258:G:N2	1.67	0.91
3:AW:65:G:H2'	3:AW:66:A:C4'	1.99	0.91
47:B3:8:LEU:HD22	47:B3:31:LEU:C	1.91	0.91
26:BA:1364:G:H2'	49:B4:3:LYS:HZ2	0.77	0.91
54:B9:15:LYS:N	54:B9:26:ILE:O	2.01	0.91
26:BA:1140:C:H5	33:BN:49:ARG:HG3	1.02	0.91
26:BA:49:A:N6	26:BA:176:G:N1	2.19	0.91
26:BA:2309:A:C3'	26:BA:2310:A:H5'	2.01	0.91
26:BA:827:U:OP1	26:BA:2430:A:OP2	1.88	0.91
26:BA:2575:C:H5'	28:BE:241:TRP:HE1	1.33	0.91
26:BA:2645:G:C4'	26:BA:2732:G:O2'	2.18	0.91
26:BA:2826:A:C6	26:BA:2827:C:H6	1.69	0.91
26:BA:2:G:N1	26:BA:2902:C:N3	2.19	0.91
26:BA:321:G:H1'	29:BF:206:ASN:ND2	1.86	0.91
26:BA:487:C:H1'	39:BW:53:SER:OG	1.71	0.91
26:BA:592:G:N3	53:B8:3:LYS:HE2	1.83	0.91
26:BA:932:G:H5''	47:B3:29:ARG:HH22	1.36	0.91
27:BD:133:ASN:O	27:BD:134:ILE:HG13	1.68	0.91
27:BD:89:ASN:HD21	27:BD:199:ARG:HE	1.04	0.91
29:BF:163:HIS:CB	29:BF:166:ILE:CD1	2.48	0.91

*Continued on next page...*



*Continued from previous page...*

Atom-1	Atom-2	Interatomic distance (Å)	Clash overlap (Å)
29:BF:60:SER:HB3	29:BF:69:HIS:HB3	1.51	0.91
31:BH:121:GLU:OE1	31:BH:121:GLU:N	2.03	0.91
31:BH:7:PRO:HD3	31:BH:68:ARG:HD3	1.51	0.91
33:BN:27:ALA:O	33:BN:29:GLN:N	1.95	0.91
39:BW:75:TYR:CD1	39:BW:104:THR:OG1	2.22	0.91
42:BZ:103:ARG:HG2	42:BZ:139:THR:CG2	1.99	0.91
2:AV:7:U:O4	2:AV:49:C:N4	2.04	0.91
48:B0:38:VAL:C	48:B0:40:GLN:HG3	1.91	0.91
51:B6:5:GLY:C	51:B6:7:ARG:H	1.74	0.91
26:BA:1417:C:N3	26:BA:1581:G:N2	2.19	0.91
26:BA:965:C:O2'	26:BA:2272:U:C5	2.24	0.91
26:BA:2380:C:H2'	26:BA:2381:C:H5'	1.53	0.91
26:BA:197:A:C6	26:BA:2430:A:C8	2.58	0.91
26:BA:2434:A:O2'	26:BA:2435:A:O5'	1.87	0.91
26:BA:2528:U:O4	26:BA:2530:A:N3	2.03	0.91
26:BA:2657:A:C6	26:BA:2665:A:N7	2.38	0.91
28:BE:45:LYS:NZ	28:BE:303:PRO:CD	2.30	0.91
29:BF:52:ALA:HA	29:BF:55:ARG:CB	1.99	0.91
31:BH:82:TYR:CZ	31:BH:137:LYS:CG	2.54	0.91
31:BH:36:PHE:CD2	31:BH:70:LEU:HD11	2.04	0.91
32:BI:132:LYS:HA	32:BI:138:THR:HG21	1.50	0.91
32:BI:7:LYS:CG	32:BI:12:LYS:HD3	1.95	0.91
36:BQ:49:VAL:HA	36:BQ:121:ASP:HB2	1.53	0.91
43:BR:107:ASP:CG	43:BR:109:ALA:H	1.73	0.91
43:BR:19:ALA:O	43:BR:22:ARG:CB	2.17	0.91
44:BU:57:PHE:HA	44:BU:60:LEU:HG	1.51	0.91
6:AC:18:TRP:CD1	17:AN:54:PRO:HA	2.05	0.91
53:B8:23:MET:CE	53:B8:23:MET:CA	2.49	0.91
53:B8:26:LYS:HZ2	53:B8:44:LYS:H	1.11	0.91
26:BA:2197:U:H2'	26:BA:2224:G:N2	1.74	0.91
26:BA:2226:C:N3	26:BA:2227:A:H1'	1.84	0.91
26:BA:2343:C:H4'	26:BA:2373:G:O3'	1.70	0.91
26:BA:2391:G:C2'	26:BA:2392:A:OP2	2.17	0.91
26:BA:2432:A:N1	26:BA:2433:A:N1	2.19	0.91
26:BA:2570:G:C2	26:BA:2571:C:C5	2.59	0.91
26:BA:2603:G:C4	26:BA:2604:U:C6	2.59	0.91
26:BA:602:G:H21	26:BA:655:A:H2'	1.36	0.91
26:BA:1818:U:H5''	27:BD:155:ARG:CG	1.97	0.91
28:BE:222:ARG:NH1	28:BE:222:ARG:HG3	1.77	0.91
30:BG:105:SER:HB3	30:BG:131:THR:HG22	1.53	0.91
26:BA:1140:C:C4	33:BN:49:ARG:CD	2.54	0.91

*Continued on next page...*



*Continued from previous page...*

Atom-1	Atom-2	Interatomic distance (Å)	Clash overlap (Å)
43:BR:85:PRO:C	43:BR:87:TYR:H	1.74	0.91
26:BA:535:C:HO2'	44:BU:53:LYS:HG2	1.12	0.91
1:AA:1320:C:N4	22:AS:36:ARG:HG3	1.84	0.91
7:AD:23:GLY:HA2	7:AD:113:SER:CA	2.00	0.91
3:AW:65:G:N3	3:AW:66:A:O4'	2.04	0.91
26:BA:2262:U:H6	48:B0:14:ARG:HH22	0.96	0.91
26:BA:2363:C:O2'	48:B0:38:VAL:HG11	1.71	0.91
48:B0:33:ALA:HB3	48:B0:66:LYS:H	1.35	0.91
40:BX:3:ASP:HA	46:B2:24:LYS:HD3	0.94	0.91
49:B4:15:ILE:N	49:B4:15:ILE:CD1	2.32	0.91
26:BA:2346:A:O2'	26:BA:2347:C:OP1	1.87	0.91
26:BA:2493:U:O2	26:BA:2493:U:H2'	1.71	0.91
26:BA:2625:G:C3'	26:BA:2626:C:C6	2.51	0.91
26:BA:2678:C:N3	26:BA:2679:A:N7	2.19	0.91
26:BA:2729:G:C2	26:BA:2730:C:C2	2.58	0.91
26:BA:2825:C:H5	26:BA:2825:C:OP2	1.53	0.91
26:BA:322:A:C2	26:BA:341:G:C5	2.59	0.91
27:BD:145:LEU:N	27:BD:152:GLN:CB	2.23	0.91
28:BE:267:ARG:HD3	28:BE:297:LYS:CD	2.01	0.91
28:BE:267:ARG:HG3	28:BE:297:LYS:HB2	1.51	0.91
25:BB:57:A:H2	30:BG:17:ARG:HH12	0.98	0.91
36:BQ:140:TYR:CD1	36:BQ:147:VAL:HG13	2.02	0.91
36:BQ:94:ARG:NE	36:BQ:106:GLY:CA	2.34	0.91
44:BU:65:ILE:HD13	44:BU:96:ALA:CB	1.98	0.91
26:BA:30:G:P	44:BU:8:ILE:HD11	2.10	0.91
39:BW:8:ARG:CG	39:BW:102:HIS:CE1	2.54	0.91
26:BA:1598:C:C5'	40:BX:34:LYS:HG3	1.99	0.91
26:BA:338:G:H5'	41:BY:24:ARG:HH11	1.32	0.91
1:AA:408:A:OP1	7:AD:22:LYS:HA	1.71	0.91
1:AA:1220:G:H21	22:AS:54:GLY:CA	1.84	0.91
26:BA:929:G:H1'	47:B3:43:ILE:HG13	1.53	0.91
49:B4:13:LYS:O	49:B4:14:ILE:HB	1.67	0.91
26:BA:1364:G:OP1	49:B4:2:GLN:O	1.87	0.91
52:B7:41:GLN:O	52:B7:42:LEU:CG	2.18	0.91
26:BA:135:G:H1	26:BA:144:C:H42	1.17	0.91
26:BA:1449:A:H5'	26:BA:1528:A:C2	2.06	0.91
26:BA:176:G:H3'	26:BA:177:G:H8	1.34	0.91
26:BA:2428:G:C5'	26:BA:2429:G:OP1	2.18	0.91
26:BA:2460:U:N3	26:BA:2492:U:O4	2.03	0.91
26:BA:2558:C:O2	26:BA:2559:C:C5	2.24	0.91
26:BA:2567:G:C4	26:BA:2568:C:H5	1.88	0.91

*Continued on next page...*



*Continued from previous page...*

Atom-1	Atom-2	Interatomic distance (Å)	Clash overlap (Å)
26:BA:2768:C:C4	26:BA:2769:C:C5	2.35	0.91
26:BA:2821:A:C2'	26:BA:2822:G:O4'	2.19	0.91
26:BA:342:G:H2'	26:BA:343:C:C6	2.05	0.91
26:BA:1566:A:N1	27:BD:212:HIS:ND1	2.19	0.91
29:BF:215:ALA:C	29:BF:242:GLU:HG3	1.92	0.91
31:BH:101:LYS:HE2	31:BH:115:GLU:HB2	1.53	0.91
31:BH:102:LEU:HD22	31:BH:122:ILE:HD12	1.53	0.91
33:BN:15:ARG:HD3	33:BN:43:ARG:HD2	0.93	0.91
33:BN:65:ASN:H	33:BN:69:TYR:HB2	1.35	0.91
33:BN:74:ARG:HB3	33:BN:76:ASP:OD2	1.70	0.91
26:BA:873:G:H4'	36:BQ:32:LYS:HB3	1.52	0.91
44:BU:88:ILE:HG22	45:BV:55:THR:CG2	2.00	0.91
45:BV:39:PHE:O	45:BV:40:VAL:HG22	0.73	0.91
26:BA:993:G:C4'	45:BV:90:PHE:CZ	2.51	0.91
4:AX:120:A:H2'	4:AX:121:G:C8	2.05	0.90
49:B4:20:VAL:HG12	49:B4:30:GLU:OE1	1.69	0.90
49:B4:58:LYS:HG2	49:B4:59:PHE:H	1.32	0.90
26:BA:2207:C:N3	26:BA:2218:G:C6	2.40	0.90
26:BA:2246:G:HO2'	26:BA:2247:A:H5'	1.22	0.90
26:BA:2303:G:H4'	30:BG:99:ASP:HB3	1.50	0.90
26:BA:2290:G:N2	26:BA:2343:C:H1'	1.86	0.90
26:BA:2380:C:H2'	26:BA:2381:C:H5''	1.49	0.90
26:BA:2473:U:O2	26:BA:2473:U:H2'	1.67	0.90
26:BA:2051:A:C2	26:BA:2618:G:C6	2.59	0.90
26:BA:2657:A:H62	26:BA:2664:G:H21	1.05	0.90
26:BA:2746:U:C2	26:BA:2759:G:N2	2.37	0.90
25:BB:48:A:OP2	37:BS:107:ASN:ND2	2.04	0.90
27:BD:130:PRO:HA	27:BD:188:ARG:HA	1.51	0.90
28:BE:214:VAL:HG22	28:BE:221:LYS:HD2	1.51	0.90
28:BE:87:GLU:O	28:BE:94:ARG:N	2.01	0.90
34:BO:61:VAL:HG12	34:BO:62:VAL:N	1.84	0.90
36:BQ:87:LYS:C	36:BQ:88:PHE:CD2	2.44	0.90
36:BQ:89:PRO:C	36:BQ:90:PHE:HD1	1.67	0.90
43:BR:41:ALA:HB1	43:BR:114:VAL:HG21	1.51	0.90
43:BR:44:LEU:O	43:BR:44:LEU:HD13	1.70	0.90
43:BR:87:TYR:HE1	43:BR:94:TYR:HB3	1.13	0.90
44:BU:27:SER:O	44:BU:29:SER:CA	2.19	0.90
39:BW:89:ALA:N	39:BW:92:ARG:O	2.04	0.90
42:BZ:6:LYS:H	42:BZ:7:PRO:HD3	1.33	0.90
47:B3:22:ALA:HA	47:B3:46:ASN:ND2	1.86	0.90
49:B4:30:GLU:O	49:B4:31:ILE:HD13	1.70	0.90

*Continued on next page...*



*Continued from previous page...*

Atom-1	Atom-2	Interatomic distance (Å)	Clash overlap (Å)
53:B8:55:TRP:CZ3	53:B8:59:LYS:NZ	2.40	0.90
26:BA:1205:U:O2	29:BF:232:LEU:CD1	2.19	0.90
26:BA:2653:U:C2'	26:BA:2654:A:N7	2.33	0.90
26:BA:2785:C:O2	28:BE:100:TRP:NE1	2.04	0.90
26:BA:2826:A:N1	26:BA:2827:C:C6	2.39	0.90
26:BA:797:C:H5''	29:BF:57:PRO:HB3	1.50	0.90
27:BD:128:ALA:HB1	27:BD:190:THR:HG22	1.48	0.90
27:BD:80:ILE:CD1	27:BD:82:TYR:HE1	1.84	0.90
29:BF:148:VAL:CG1	29:BF:148:VAL:O	2.20	0.90
30:BG:14:ARG:HA	30:BG:137:PRO:CG	2.00	0.90
31:BH:140:VAL:O	31:BH:143:LEU:HD23	1.70	0.90
32:BI:109:LYS:H	32:BI:109:LYS:HE3	1.34	0.90
32:BI:134:HIS:ND1	32:BI:135:PRO:HD2	1.86	0.90
32:BI:7:LYS:HA	32:BI:14:LYS:HG3	1.53	0.90
26:BA:1077:A:O2'	55:BK:134:SER:HA	1.71	0.90
26:BA:1022:G:P	33:BN:52:GLN:NE2	2.44	0.90
33:BN:47:THR:OG1	33:BN:53:ILE:HD11	1.70	0.90
33:BN:95:ARG:C	33:BN:98:PHE:CD1	2.40	0.90
43:BR:37:THR:O	43:BR:38:VAL:O	1.90	0.90
44:BU:30:LYS:O	44:BU:32:TYR:CD2	2.24	0.90
26:BA:581:C:P	44:BU:33:ARG:HH12	1.94	0.90
44:BU:91:ASN:C	44:BU:95:LEU:HD11	1.92	0.90
45:BV:4:ILE:CG1	45:BV:13:ARG:HA	2.00	0.90
45:BV:61:VAL:C	45:BV:98:ILE:HD11	1.92	0.90
42:BZ:19:ILE:N	42:BZ:36:ARG:CG	2.34	0.90
46:B2:48:GLU:O	46:B2:49:LEU:C	2.08	0.90
46:B2:4:HIS:N	46:B2:8:ILE:HD11	1.86	0.90
53:B8:9:MET:O	53:B8:14:ILE:HD13	1.70	0.90
26:BA:1566:A:C2	27:BD:212:HIS:CA	2.54	0.90
26:BA:2043:C:N4	26:BA:2777:G:N3	2.18	0.90
26:BA:2051:A:H4'	28:BE:238:LEU:CD2	2.00	0.90
26:BA:2093:G:C5	26:BA:2225:A:C5	2.59	0.90
26:BA:2494:G:N3	26:BA:2495:G:C8	2.38	0.90
26:BA:2739:U:H6	26:BA:2739:U:H3'	1.35	0.90
26:BA:2740:A:O2'	26:BA:2741:A:C5'	2.19	0.90
26:BA:2804:C:H5	26:BA:2805:G:O6	1.54	0.90
25:BB:40:U:H3'	25:BB:41:U:H5'	1.52	0.90
27:BD:103:ILE:HG12	27:BD:104:ILE:HD13	1.50	0.90
27:BD:145:LEU:H	27:BD:152:GLN:HB2	1.34	0.90
27:BD:78:ALA:O	27:BD:79:THR:CG2	2.19	0.90
26:BA:2733:A:N3	28:BE:318:ASN:HB2	1.85	0.90

*Continued on next page...*



*Continued from previous page...*

Atom-1	Atom-2	Interatomic distance (Å)	Clash overlap (Å)
32:BI:42:ALA:O	32:BI:45:LYS:HB2	1.70	0.90
34:BO:111:PHE:O	34:BO:112:MET:C	2.08	0.90
35:BP:55:GLN:OE1	35:BP:55:GLN:HA	1.69	0.90
45:BV:28:GLU:OE2	45:BV:93:ILE:HB	1.72	0.90
39:BW:68:ARG:O	39:BW:110:LYS:N	2.04	0.90
1:AA:405:U:OP2	7:AD:5:ILE:CD1	2.17	0.90
1:AA:542:G:OP1	7:AD:41:GLY:CA	2.19	0.90
3:AW:41:U:H6	3:AW:41:U:H5'	1.34	0.90
46:B2:17:GLU:O	46:B2:19:GLU:N	2.04	0.90
46:B2:39:ALA:CB	46:B2:40:PRO:HD3	2.01	0.90
49:B4:14:ILE:HG22	49:B4:37:SER:H	1.37	0.90
26:BA:2045:C:O2	50:B5:22:HIS:CE1	2.25	0.90
50:B5:33:CYS:HB3	50:B5:37:HIS:N	1.86	0.90
26:BA:1059:G:H21	55:BK:127:ILE:HG23	1.12	0.90
26:BA:2227:A:C2	26:BA:2228:G:N1	2.37	0.90
26:BA:2484:G:N1	26:BA:2485:G:C8	2.40	0.90
26:BA:2607:G:C2'	26:BA:2608:G:H5'	2.01	0.90
26:BA:2721:A:H2'	26:BA:2722:G:H8	1.36	0.90
26:BA:2712:U:H6	26:BA:712(A):A:C8	1.67	0.90
27:BD:208:GLY:O	27:BD:210:LYS:HG2	1.72	0.90
29:BF:37:ALA:O	29:BF:107:ARG:NH1	2.04	0.90
29:BF:164:ALA:CA	29:BF:232:LEU:CD1	2.50	0.90
30:BG:59:GLY:C	30:BG:60:GLU:HG3	1.92	0.90
31:BH:10:ILE:HD11	31:BH:49:ILE:HG12	1.50	0.90
26:BA:1082:U:C1'	55:BK:118:ALA:HB2	2.02	0.90
35:BP:94:ARG:CG	35:BP:120:LEU:CD2	2.27	0.90
36:BQ:49:VAL:HG13	36:BQ:119:ASN:O	1.71	0.90
41:BY:103:LEU:HA	41:BY:108:ARG:HB2	1.51	0.90
41:BY:90:PRO:C	41:BY:91:LEU:HD23	1.91	0.90
1:AA:926:G:H22	4:AX:116:U:P	1.95	0.90
7:AD:23:GLY:CA	7:AD:112:VAL:C	2.40	0.90
2:AV:56:C:C1'	30:BG:56:ARG:NE	2.34	0.90
48:B0:29:GLU:O	48:B0:31:VAL:N	2.05	0.90
51:B6:54:LYS:HZ3	51:B6:54:LYS:HB2	1.33	0.90
52:B7:34:ARG:HH11	52:B7:42:LEU:HA	1.18	0.90
26:BA:1482:U:H3'	26:BA:1482:U:H6	1.37	0.90
26:BA:2331:G:H21	26:BA:2385:C:H5	1.01	0.90
26:BA:2504:U:H3'	26:BA:2504:U:C6	2.07	0.90
26:BA:2605:U:O2'	26:BA:2606:C:O5'	1.86	0.90
26:BA:2735:G:C6	26:BA:2770:G:C2	2.60	0.90
26:BA:2850:A:C2	43:BR:61:HIS:HE1	1.61	0.90

*Continued on next page...*



*Continued from previous page...*

Atom-1	Atom-2	Interatomic distance (Å)	Clash overlap (Å)
26:BA:439:G:O3'	41:BY:6:LYS:NZ	2.04	0.90
26:BA:532:A:H3'	26:BA:533:G:O4'	1.69	0.90
28:BE:94:ARG:CB	28:BE:95:PRO:CD	2.43	0.90
29:BF:62:GLY:N	29:BF:65:ARG:NH2	2.18	0.90
55:BK:80:LYS:HD2	55:BK:85:ILE:O	1.72	0.90
43:BR:97:VAL:HG13	43:BR:114:VAL:HG22	1.53	0.90
26:BA:1161:C:HO2'	45:BV:22:VAL:HG11	1.26	0.90
45:BV:49:GLU:O	45:BV:54:TYR:CZ	2.25	0.90
39:BW:82:LEU:CD2	39:BW:100:THR:H	1.83	0.90
1:AA:1014:A:N3	22:AS:34:TRP:CD2	2.38	0.90
1:AA:1277:C:H1'	1:AA:1282:C:O2	1.72	0.90
52:B7:44:VAL:C	52:B7:46:ASP:N	2.24	0.90
26:BA:2397:G:C5	26:BA:2420:C:O2	2.24	0.90
26:BA:2484:G:H2'	26:BA:2485:G:C5'	2.02	0.90
26:BA:2583:G:C1'	26:BA:2584:U:O2	2.19	0.90
26:BA:2675:A:H2'	26:BA:2676:C:H5'	1.54	0.90
26:BA:440:G:P	41:BY:3:GLN:CD	2.50	0.90
28:BE:210:THR:CA	28:BE:216:ARG:HH22	1.82	0.90
29:BF:223:LEU:HD12	29:BF:223:LEU:C	1.87	0.90
29:BF:236:THR:O	29:BF:239:ALA:CB	2.19	0.90
29:BF:81:PRO:CA	29:BF:87:ARG:HB3	2.01	0.90
30:BG:82:GLU:C	30:BG:85:GLN:CG	2.37	0.90
31:BH:15:THR:HG23	31:BH:26:LYS:N	1.87	0.90
31:BH:64:HIS:O	31:BH:66:THR:N	2.05	0.90
55:BK:52:MET:HE2	55:BK:53:ILE:H	1.35	0.90
26:BA:2561:A:O2'	34:BO:40:VAL:HG11	0.72	0.90
26:BA:2406:U:N3	35:BP:55:GLN:CB	2.34	0.90
36:BQ:50:VAL:CG1	36:BQ:51:GLU:H	1.74	0.90
44:BU:13:ARG:NH1	44:BU:13:ARG:CB	1.68	0.90
45:BV:59:GLU:O	45:BV:60:VAL:HG22	1.69	0.90
26:BA:495:G:C3'	39:BW:57:ASN:HD21	1.84	0.90
41:BY:73:HIS:N	41:BY:91:LEU:CD1	2.29	0.90
42:BZ:172:LEU:CD2	42:BZ:173:PRO:N	2.27	0.90
42:BZ:53:ASP:OD2	42:BZ:62:PHE:O	1.88	0.90
1:AA:1400:C:C5	2:AV:34:G:N1	2.40	0.90
48:B0:42:GLY:HA2	48:B0:66:LYS:CA	2.02	0.90
49:B4:35:VAL:HG12	49:B4:36:TRP:N	1.86	0.90
50:B5:45:ILE:HG23	50:B5:52:TYR:HD1	1.09	0.90
53:B8:23:MET:CE	53:B8:48:PHE:HD2	1.81	0.90
26:BA:2046:G:OP1	50:B5:19:ARG:HA	1.70	0.90
26:BA:2303:G:C5'	30:BG:99:ASP:CB	2.49	0.90

*Continued on next page...*



*Continued from previous page...*

Atom-1	Atom-2	Interatomic distance (Å)	Clash overlap (Å)
26:BA:2366:A:C8	26:BA:2367:G:N7	2.40	0.90
26:BA:2258:C:H41	26:BA:2426:A:C1'	1.84	0.90
26:BA:2635:C:C2	26:BA:2783:G:N2	2.37	0.90
26:BA:2722:G:C2	26:BA:2723:C:C5	2.59	0.90
27:BD:106:PRO:O	27:BD:107:LYS:O	1.88	0.90
27:BD:148:GLY:O	27:BD:150:GLY:N	2.05	0.90
26:BA:801:G:P	29:BF:79:ARG:CZ	2.58	0.90
31:BH:10:ILE:CD1	31:BH:49:ILE:HG13	2.02	0.90
32:BI:77:VAL:CG1	32:BI:143:VAL:HG22	2.00	0.90
55:BK:20:PRO:O	55:BK:23:PRO:CD	2.18	0.90
36:BQ:49:VAL:HG22	36:BQ:121:ASP:H	1.00	0.90
43:BR:18:LEU:CD1	43:BR:19:ALA:N	2.35	0.90
43:BR:87:TYR:CD1	43:BR:94:TYR:HB3	2.07	0.90
40:BX:47:VAL:CB	40:BX:69:SER:CB	2.49	0.90
3:AW:9:A:N1	3:AW:45:G:C6	2.40	0.90
46:B2:52:ALA:O	46:B2:56:ILE:CD1	2.14	0.90
26:BA:1665:A:C3'	34:BO:66:LYS:CE	2.45	0.90
26:BA:2094:G:C2	26:BA:2196:C:O2	2.25	0.90
26:BA:2265:U:O2	26:BA:2266:A:N7	2.05	0.90
26:BA:2331:G:C5	26:BA:2332:U:C4	2.58	0.90
26:BA:2436:G:N1	26:BA:2437:U:C2	2.40	0.90
26:BA:2526:G:C6	26:BA:2527:C:C5	2.58	0.90
26:BA:849:A:H2	47:B3:21:ALA:CB	1.66	0.90
27:BD:145:LEU:H	27:BD:152:GLN:CB	1.55	0.90
27:BD:128:ALA:CB	27:BD:190:THR:HA	2.00	0.90
29:BF:112:ARG:O	29:BF:113:SER:C	2.10	0.90
30:BG:35:ALA:O	30:BG:36:ASN:ND2	2.04	0.90
30:BG:84:LEU:O	30:BG:88:LEU:HB2	1.71	0.90
33:BN:23:ALA:HA	33:BN:26:VAL:CG2	2.00	0.90
26:BA:2041:U:H5'	33:BN:70:PHE:CE1	2.07	0.90
34:BO:77:ILE:HD11	34:BO:79:PHE:HE2	0.98	0.90
37:BS:59:ALA:O	37:BS:91:ARG:NH1	2.04	0.90
3:AW:25:C:H3'	3:AW:26:G:H8	0.74	0.90
46:B2:27:LEU:CD1	46:B2:53:ILE:HD13	2.00	0.90
47:B3:54:VAL:HG23	47:B3:55:ARG:H	1.33	0.90
26:BA:2209:C:O2'	26:BA:2210:G:C3'	2.19	0.90
26:BA:957:A:C2	26:BA:2459:A:H5'	2.05	0.90
26:BA:2712:U:O2'	26:BA:712(A):A:P	2.30	0.90
26:BA:2810:A:H2'	26:BA:2811:G:O5'	1.70	0.90
25:BB:12:C:O2	37:BS:10:MET:SD	2.29	0.90
25:BB:99:A:H2'	25:BB:100:G:C8	2.07	0.90

*Continued on next page...*



*Continued from previous page...*

Atom-1	Atom-2	Interatomic distance (Å)	Clash overlap (Å)
28:BE:216:ARG:HH11	28:BE:253:GLN:HB3	1.37	0.90
28:BE:211:GLN:NE2	28:BE:216:ARG:N	2.17	0.90
29:BF:196:THR:CA	29:BF:236:THR:HG23	2.01	0.90
33:BN:15:ARG:NE	33:BN:40:ASN:HD21	1.65	0.90
34:BO:36:GLY:N	34:BO:62:VAL:HB	1.87	0.90
26:BA:2683:C:H2'	34:BO:76:TYR:OH	1.72	0.90
36:BQ:57:ARG:C	36:BQ:61:LEU:HG	1.93	0.90
37:BS:116:PHE:HA	37:BS:119:GLN:OE1	1.70	0.90
44:BU:28:ARG:CA	44:BU:31:GLN:CG	2.50	0.90
44:BU:41:ASN:ND2	44:BU:42:ALA:N	2.16	0.90
26:BA:2633:G:O2'	26:BA:2634:G:H5'	1.71	0.90
26:BA:2695:C:O2'	26:BA:2696:U:C6	2.24	0.90
26:BA:2848:G:H22	26:BA:2867:G:C1'	1.78	0.90
26:BA:2880:C:O2'	43:BR:90:ARG:HD3	1.72	0.90
27:BD:213:LYS:CB	27:BD:215:LYS:H	1.83	0.90
28:BE:43:GLY:HA3	28:BE:75:THR:OG1	1.72	0.90
28:BE:45:LYS:CD	28:BE:303:PRO:O	2.19	0.90
29:BF:195:VAL:HG13	29:BF:213:ALA:HB3	1.52	0.90
32:BI:95:SER:CB	32:BI:98:ILE:HD11	1.98	0.90
32:BI:94:THR:HG23	32:BI:96:LYS:HB3	1.53	0.90
35:BP:94:ARG:CD	35:BP:120:LEU:HD22	1.99	0.90
38:BT:11:THR:HG22	38:BT:12:ASP:N	1.87	0.90
41:BY:31:LEU:O	41:BY:34:GLU:HB2	1.71	0.90
41:BY:9:LYS:HZ2	41:BY:13:ARG:NH2	1.68	0.90
42:BZ:90:GLU:H	42:BZ:91:PRO:CD	1.85	0.90
1:AA:41:G:H2'	1:AA:42:G:C8	2.05	0.89
47:B3:43:ILE:H	47:B3:43:ILE:HD12	1.36	0.89
26:BA:1262:A:H2	50:B5:10:LYS:HE2	1.36	0.89
26:BA:2528:U:OP2	54:B9:30:VAL:HG11	1.69	0.89
26:BA:1697:G:H3'	26:BA:1698:A:H5'	1.52	0.89
26:BA:2821:A:H2'	26:BA:2822:G:C1'	2.01	0.89
28:BE:199:ALA:O	28:BE:266:LYS:HB2	1.72	0.89
28:BE:315:VAL:O	28:BE:317:PRO:CD	2.20	0.89
28:BE:44:TYR:O	28:BE:74:GLU:OE1	1.90	0.89
29:BF:219:ASN:H	29:BF:219:ASN:ND2	1.70	0.89
32:BI:102:LEU:C	32:BI:102:LEU:HD12	1.91	0.89
32:BI:60:GLU:O	32:BI:63:ALA:N	2.06	0.89
33:BN:77:GLY:HA2	33:BN:80:LYS:HG2	1.49	0.89
36:BQ:41:THR:C	36:BQ:125:TRP:HZ3	1.73	0.89
40:BX:25:GLN:OE1	40:BX:25:GLN:CA	2.20	0.89
41:BY:101:LEU:CD1	41:BY:103:LEU:HD11	2.02	0.89

*Continued on next page...*



*Continued from previous page...*

Atom-1	Atom-2	Interatomic distance (Å)	Clash overlap (Å)
1:AA:695:A:H2	1:AA:787:A:H4'	1.36	0.89
3:AW:33:U:C2	3:AW:35:A:H5'	2.06	0.89
48:B0:23:VAL:CG1	48:B0:24:LYS:N	2.19	0.89
26:BA:2241:A:H8	26:BA:2241:A:H5'	1.34	0.89
26:BA:2248:C:H2'	26:BA:2248:C:O2	1.70	0.89
26:BA:2327:A:N7	26:BA:2388:A:N6	2.19	0.89
26:BA:2330:G:C2	26:BA:2331:G:H1'	2.06	0.89
26:BA:2700:C:H3'	26:BA:2701:C:C5'	2.00	0.89
26:BA:396:G:H4'	49:B4:39:VAL:HG12	1.52	0.89
29:BF:84:VAL:C	29:BF:85:LYS:CD	2.39	0.89
30:BG:18:ILE:CG2	30:BG:19:GLU:H	1.85	0.89
31:BH:147:ILE:HA	31:BH:150:VAL:CG2	2.01	0.89
55:BK:103:LYS:N	55:BK:106:GLU:OE1	2.04	0.89
36:BQ:59:ASN:HD22	36:BQ:60:ALA:N	1.61	0.89
26:BA:1277:G:N3	43:BR:23:ASN:ND2	2.19	0.89
38:BT:21:PHE:C	38:BT:22:VAL:HG13	1.93	0.89
39:BW:21:VAL:HG23	39:BW:22:ASP:N	1.86	0.89
1:AA:498:U:O2	1:AA:547:A:N6	2.06	0.89
1:AA:677:U:H3	1:AA:713:G:H1	1.19	0.89
2:AV:31:A:H4'	12:AI:127:LYS:HD2	1.52	0.89
2:AV:57:G:C1'	30:BG:56:ARG:HH12	1.85	0.89
48:B0:28:GLY:HA3	48:B0:60:PHE:HB3	1.51	0.89
46:B2:20:LEU:O	46:B2:23:LEU:N	2.05	0.89
46:B2:26:GLU:CG	46:B2:27:LEU:H	1.82	0.89
49:B4:7:PRO:HD3	49:B4:56:VAL:HG21	1.51	0.89
26:BA:2400:G:O2'	51:B6:20:PHE:CE1	2.01	0.89
52:B7:9:ASN:O	52:B7:10:ARG:C	2.07	0.89
26:BA:1032:A:OP1	54:B9:8:LYS:HG3	1.72	0.89
26:BA:1609:A:C6	26:BA:1616:A:H2	1.90	0.89
26:BA:2043:C:C5	26:BA:2777:G:C1'	2.53	0.89
26:BA:2330:G:H21	26:BA:2331:G:H1'	1.09	0.89
26:BA:2482:G:H2'	26:BA:2483:C:H5'	0.90	0.89
26:BA:2492:U:O2'	26:BA:2493:U:C5'	2.19	0.89
26:BA:1669:A:O3'	26:BA:2550:G:OP1	1.91	0.89
26:BA:2578:G:C5	28:BE:237:ASN:ND2	2.40	0.89
26:BA:2634:G:C2'	26:BA:2635:C:O5'	2.20	0.89
26:BA:2771:C:N3	26:BA:2772:C:C5	2.40	0.89
26:BA:527:C:C5	26:BA:2779:U:H3'	2.07	0.89
26:BA:572:A:H2'	26:BA:573:G:C1'	2.02	0.89
26:BA:932:G:H5'	47:B3:24:LYS:CE	2.02	0.89
27:BD:152:GLN:O	27:BD:153:LEU:HB2	1.72	0.89

*Continued on next page...*



*Continued from previous page...*

Atom-1	Atom-2	Interatomic distance (Å)	Clash overlap (Å)
27:BD:85:ASN:ND2	27:BD:86:ARG:CZ	2.36	0.89
28:BE:81:VAL:HB	28:BE:100:TRP:CZ3	2.07	0.89
30:BG:76:ARG:HB2	30:BG:77:ASP:OD1	1.71	0.89
31:BH:102:LEU:HD12	31:BH:104:LEU:HD11	1.54	0.89
31:BH:111:PRO:C	31:BH:112:VAL:HG23	1.91	0.89
31:BH:64:HIS:C	31:BH:66:THR:H	1.75	0.89
55:BK:117:ASN:CG	55:BK:127:ILE:HD12	1.91	0.89
55:BK:45:GLU:O	55:BK:47:ALA:N	2.04	0.89
33:BN:12:VAL:HG12	33:BN:38:VAL:HG21	1.54	0.89
45:BV:35:LEU:O	45:BV:60:VAL:CG1	2.20	0.89
40:BX:33:SER:O	40:BX:37:VAL:HG23	1.71	0.89
41:BY:103:LEU:HD13	41:BY:113:GLU:HB3	1.51	0.89
1:AA:1222:G:OP1	1:AA:1321:C:C2'	2.21	0.89
7:AD:14:ARG:CG	7:AD:66:ARG:NH1	2.34	0.89
1:AA:986:A:H1'	22:AS:55:LYS:HA	0.91	0.89
26:BA:94:G:H21	46:B2:42:ASN:HD22	1.19	0.89
49:B4:5:LEU:HD23	49:B4:5:LEU:N	1.87	0.89
52:B7:12:ARG:O	52:B7:15:THR:OG1	1.90	0.89
53:B8:26:LYS:CG	53:B8:44:LYS:HA	2.03	0.89
26:BA:2356:C:H2'	26:BA:2357:U:C5'	2.02	0.89
26:BA:2553:G:C8	26:BA:2554:U:O4'	2.25	0.89
26:BA:2578:G:O2'	26:BA:2579:C:O5'	1.91	0.89
26:BA:2635:C:O2'	26:BA:2636:U:O5'	1.91	0.89
26:BA:2869:G:N2	26:BA:2870:C:C1'	2.35	0.89
27:BD:71:ASP:OD1	27:BD:118:GLY:N	2.06	0.89
27:BD:235:PRO:O	27:BD:236:PHE:C	2.07	0.89
28:BE:77:PRO:HB2	28:BE:187:HIS:H	0.76	0.89
28:BE:70:VAL:HG22	28:BE:297:LYS:HA	1.55	0.89
29:BF:193:LEU:HD13	29:BF:223:LEU:CB	2.01	0.89
31:BH:71:LEU:O	31:BH:73:ASN:N	2.05	0.89
26:BA:1059:G:H21	55:BK:127:ILE:CG2	1.84	0.89
33:BN:61:VAL:HG22	33:BN:139:LEU:CB	2.02	0.89
33:BN:65:ASN:HB2	33:BN:69:TYR:CE1	2.07	0.89
33:BN:82:THR:OG1	33:BN:83:ILE:N	2.03	0.89
26:BA:2250:G:H5'	36:BQ:102:ARG:HD3	1.53	0.89
45:BV:74:TYR:HD1	45:BV:86:HIS:O	1.55	0.89
1:AA:1318:A:H5'	22:AS:10:PHE:HB3	1.51	0.89
1:AA:1400:C:C5	2:AV:34:G:C6	2.59	0.89
46:B2:47:LYS:O	46:B2:48:GLU:C	2.11	0.89
26:BA:1263:U:C4'	50:B5:16:ARG:CZ	2.50	0.89
26:BA:686:G:O6	52:B7:12:ARG:NE	2.05	0.89

*Continued on next page...*



*Continued from previous page...*

Atom-1	Atom-2	Interatomic distance (Å)	Clash overlap (Å)
26:BA:1416:G:H21	26:BA:1582:C:H42	1.20	0.89
2:AV:25:C:O4'	26:BA:1923:U:OP1	1.90	0.89
26:BA:2287:A:HO2'	26:BA:2288:A:P	1.91	0.89
26:BA:2472:G:O2'	26:BA:2473:U:OP1	1.90	0.89
26:BA:248:G:N2	26:BA:2431:U:H4'	1.87	0.89
26:BA:2625:G:C2'	26:BA:2626:C:C6	2.55	0.89
26:BA:2657:A:N7	26:BA:2658:C:C6	2.40	0.89
26:BA:2734:A:C5'	26:BA:2734:A:H8	1.84	0.89
26:BA:2799:A:C5'	26:BA:2801:A:OP2	2.20	0.89
26:BA:2861:G:H5''	26:BA:2861:G:H8	1.36	0.89
28:BE:74:GLU:HA	28:BE:293:TYR:HD2	1.19	0.89
29:BF:37:ALA:CB	29:BF:102:LEU:HD12	2.02	0.89
29:BF:243:VAL:HA	29:BF:246:ARG:CG	2.03	0.89
29:BF:52:ALA:O	29:BF:54:LEU:N	2.06	0.89
30:BG:97:GLN:HB2	30:BG:106:PHE:HE2	1.31	0.89
31:BH:167:LEU:N	31:BH:167:LEU:HD23	1.86	0.89
26:BA:2748:A:H2'	31:BH:62:ALA:HB1	1.54	0.89
32:BI:79:ILE:O	32:BI:145:VAL:HG13	1.72	0.89
35:BP:52:LYS:HD3	35:BP:53:ARG:HH12	1.36	0.89
36:BQ:65:ARG:NH2	36:BQ:85:ILE:C	2.25	0.89
43:BR:102:GLU:HG3	43:BR:103:ARG:H	1.34	0.89
43:BR:97:VAL:HA	43:BR:114:VAL:HG13	1.53	0.89
37:BS:82:TYR:O	37:BS:86:LEU:HG	1.72	0.89
44:BU:39:LEU:O	44:BU:40:LEU:C	2.11	0.89
44:BU:88:ILE:HG22	45:BV:55:THR:HG21	1.55	0.89
45:BV:11:GLN:HE22	45:BV:22:VAL:CB	1.86	0.89
41:BY:78:THR:HG21	41:BY:88:PRO:HA	1.53	0.89
42:BZ:26:LYS:N	42:BZ:84:TYR:CE1	2.40	0.89
3:AW:37:YYG:C19	10:AG:83:ALA:O	2.21	0.89
47:B3:8:LEU:HB3	47:B3:32:GLN:N	1.87	0.89
51:B6:14:SER:CB	51:B6:52:GLU:HA	2.02	0.89
26:BA:687:C:H5''	52:B7:4:THR:HA	1.51	0.89
26:BA:2468:G:N1	26:BA:2481:G:C4	2.41	0.89
26:BA:2061:G:N7	26:BA:2501:C:C1'	2.35	0.89
26:BA:2550:G:C4	26:BA:2551:C:H5	1.91	0.89
26:BA:1457:A:C2	26:BA:2703:C:C4	2.61	0.89
26:BA:2799:A:H5''	26:BA:2801:A:OP2	1.70	0.89
26:BA:527:C:H5''	26:BA:2779:U:O2	1.72	0.89
26:BA:2210:G:C6	27:BD:148:GLY:HA2	2.08	0.89
27:BD:211:HIS:HD1	27:BD:212:HIS:CD2	1.91	0.89
27:BD:74:PRO:HG2	27:BD:96:ALA:N	1.87	0.89

*Continued on next page...*



*Continued from previous page...*

Atom-1	Atom-2	Interatomic distance (Å)	Clash overlap (Å)
29:BF:115:LEU:CD2	29:BF:246:ARG:HH22	1.86	0.89
29:BF:91:PRO:HG2	29:BF:92:PRO:CD	2.01	0.89
31:BH:93:TYR:CG	31:BH:106:VAL:CG2	2.49	0.89
31:BH:86:LEU:CD1	31:BH:87:GLU:N	2.33	0.89
43:BR:107:ASP:OD1	43:BR:108:GLY:N	2.06	0.89
38:BT:45:GLU:O	38:BT:48:ASN:ND2	2.05	0.89
44:BU:86:ALA:HB3	44:BU:90:LEU:CD2	2.02	0.89
42:BZ:163:ASP:OD2	42:BZ:164:PRO:N	2.05	0.89
1:AA:1317:C:O2'	22:AS:10:PHE:CE2	2.25	0.89
1:AA:1319:A:H4'	22:AS:70:LYS:CE	2.02	0.89
3:AW:74:C:OP1	49:B4:22:MET:CE	2.20	0.89
26:BA:856:C:C4'	48:B0:25:LYS:NZ	2.35	0.89
46:B2:51:LYS:O	46:B2:56:ILE:HD11	1.71	0.89
26:BA:1340:U:O4	40:BX:57:THR:CG2	2.21	0.89
26:BA:1924:C:C4	26:BA:1925:C:C5	2.60	0.89
26:BA:2282:G:N2	26:BA:2427:C:O2	2.05	0.89
26:BA:2494:G:N2	26:BA:2495:G:C8	2.40	0.89
26:BA:2555:U:C2'	26:BA:2556:C:C5'	2.38	0.89
26:BA:2758:A:C1'	26:BA:2758:A:OP2	2.20	0.89
26:BA:2898:U:N3	26:BA:2899:G:N7	2.21	0.89
27:BD:213:LYS:CB	27:BD:215:LYS:HB2	2.02	0.89
27:BD:216:ALA:HA	27:BD:222:PRO:N	1.86	0.89
27:BD:73:ILE:CG2	27:BD:95:TYR:CE2	2.44	0.89
28:BE:304:ASP:O	28:BE:307:LEU:HB2	1.72	0.89
26:BA:2303:G:C4'	30:BG:99:ASP:HB3	2.01	0.89
31:BH:73:ASN:HB3	31:BH:137:LYS:HZ3	1.11	0.89
32:BI:93:ILE:O	32:BI:93:ILE:HG13	1.69	0.89
33:BN:105:LEU:HG	33:BN:106:GLY:N	1.86	0.89
33:BN:60:ARG:HA	33:BN:71:TYR:CE2	2.07	0.89
33:BN:94:GLY:O	33:BN:98:PHE:CE1	2.24	0.89
34:BO:12:ASP:HB2	34:BO:95:GLY:HA3	1.54	0.89
34:BO:86:ILE:HG22	34:BO:87:ILE:H	1.38	0.89
35:BP:53:ARG:CD	35:BP:53:ARG:H	1.85	0.89
36:BQ:88:PHE:CB	36:BQ:90:PHE:HE1	1.86	0.89
43:BR:67:LEU:CD2	43:BR:71:GLN:HA	2.03	0.89
40:BX:39:ASP:O	40:BX:41:VAL:N	2.05	0.89
41:BY:41:ARG:O	41:BY:112:LEU:HB3	1.71	0.89
42:BZ:16:GLU:OE1	42:BZ:16:GLU:HA	1.73	0.89
1:AA:1327:C:C5'	24:AU:20:LYS:HE2	2.02	0.89
47:B3:22:ALA:O	47:B3:26:LEU:HG	1.73	0.89
47:B3:8:LEU:HB3	47:B3:32:GLN:HA	1.55	0.89

*Continued on next page...*



*Continued from previous page...*

Atom-1	Atom-2	Interatomic distance (Å)	Clash overlap (Å)
26:BA:929:G:H1'	47:B3:43:ILE:CG1	2.01	0.89
49:B4:41:PRO:CG	49:B4:57:ASP:OD2	2.21	0.89
53:B8:16:ILE:HG13	53:B8:22:VAL:HG21	1.50	0.89
26:BA:126:A:OP1	52:B7:44:VAL:CG1	2.20	0.89
26:BA:198:C:H4'	26:BA:2243:U:O2'	1.73	0.89
26:BA:954:G:O2'	26:BA:2274:A:N1	2.04	0.89
26:BA:2331:G:C6	26:BA:2332:U:N3	2.39	0.89
26:BA:2528:U:H5	26:BA:2530:A:C2	1.90	0.89
26:BA:2522:U:O2	26:BA:2543:G:N1	2.04	0.89
26:BA:2746:U:H4'	31:BH:138:GLN:CA	2.02	0.89
26:BA:527:C:H2'	33:BN:95:ARG:NH1	1.86	0.89
26:BA:598:G:N2	29:BF:33:LYS:HZ1	1.66	0.89
26:BA:71:A:H4'	26:BA:72:U:H3'	1.54	0.89
29:BF:162:VAL:HG12	29:BF:163:HIS:H	1.35	0.89
29:BF:150:THR:HB	29:BF:207:LEU:CD2	2.02	0.89
55:BK:33:VAL:CG2	55:BK:60:VAL:CG1	2.50	0.89
33:BN:87:LEU:H	33:BN:87:LEU:CD1	1.86	0.89
43:BR:97:VAL:HG13	43:BR:114:VAL:CG2	2.03	0.89
45:BV:49:GLU:HA	45:BV:53:LYS:NZ	1.88	0.89
44:BU:20:ARG:HH12	45:BV:75:LYS:NZ	1.71	0.89
41:BY:18:GLU:HB3	41:BY:21:LYS:NZ	1.88	0.89
42:BZ:2:GLU:H	42:BZ:54:ILE:HG23	1.23	0.89
42:BZ:34:LEU:CD1	42:BZ:35:ASP:H	1.85	0.89
1:AA:60:A:H61	1:AA:107:G:C2'	1.85	0.89
16:AM:97:PRO:HG2	16:AM:103:THR:HG22	1.52	0.89
1:AA:1320:C:O4'	22:AS:73:GLU:HG2	1.71	0.89
2:AV:73:A:C3'	2:AV:74:C:P	2.61	0.89
48:B0:48:GLY:HA3	48:B0:55:ARG:HB2	1.54	0.89
49:B4:57:ASP:O	49:B4:58:LYS:O	1.90	0.89
51:B6:21:TYR:CE1	51:B6:43:VAL:CG2	2.55	0.89
53:B8:38:GLY:O	53:B8:41:ILE:N	2.05	0.89
26:BA:1152:C:H5''	44:BU:80:ILE:HG21	1.52	0.89
26:BA:1668:A:O5'	34:BO:5:GLU:OE2	1.91	0.89
26:BA:2013:A:H2'	26:BA:2014:A:O4'	1.73	0.89
26:BA:2623:G:H21	26:BA:2624:G:H1'	1.34	0.89
26:BA:2684:U:C1'	34:BO:70:ARG:CZ	2.46	0.89
26:BA:2712:U:H3'	26:BA:2714:G:P	2.12	0.89
26:BA:2893:G:OP2	26:BA:2893:G:H8	1.56	0.89
27:BD:127:ASN:O	27:BD:190:THR:HB	1.70	0.89
27:BD:213:LYS:HB3	27:BD:215:LYS:CA	2.03	0.89
45:BV:57:GLN:HG2	45:BV:58:ALA:N	1.85	0.89

*Continued on next page...*



*Continued from previous page...*

Atom-1	Atom-2	Interatomic distance (Å)	Clash overlap (Å)
45:BV:74:TYR:CE1	45:BV:86:HIS:O	2.26	0.89
42:BZ:95:SER:HG	42:BZ:122:ILE:HG12	1.37	0.89
42:BZ:92:VAL:O	42:BZ:123:VAL:O	1.91	0.89
42:BZ:39:PHE:C	42:BZ:43:PHE:CD2	2.46	0.89
42:BZ:79:ILE:HG22	42:BZ:80:HIS:CE1	2.08	0.89
50:B5:34:PRO:HD2	50:B5:36:CYS:SG	2.12	0.89
51:B6:8:ILE:HA	51:B6:29:ARG:NE	1.88	0.89
52:B7:8:ASN:O	52:B7:9:ASN:O	1.91	0.89
26:BA:2246:G:C2	26:BA:2247:A:C5	2.60	0.89
26:BA:2309:A:H3'	26:BA:2310:A:H5'	1.54	0.89
26:BA:2484:G:H22	26:BA:2485:G:C1'	1.80	0.89
26:BA:2574:G:H3'	26:BA:2575:C:C6	2.06	0.89
26:BA:1672:C:O2	26:BA:2582:G:O4'	1.90	0.89
26:BA:997:G:OP1	44:BU:93:LYS:CE	2.19	0.89
27:BD:131:LEU:CD1	27:BD:171:VAL:HG21	2.00	0.89
29:BF:55:ARG:HG3	29:BF:56:THR:N	1.87	0.89
31:BH:148:ARG:HH11	31:BH:163:TYR:HA	1.08	0.89
31:BH:15:THR:HG21	31:BH:26:LYS:HB2	0.91	0.89
55:BK:107:GLU:HA	55:BK:110:LYS:HD2	1.55	0.89
26:BA:1080:C:O3'	55:BK:126:LYS:CD	2.20	0.89
34:BO:81:GLU:HG2	34:BO:82:ASN:N	1.83	0.89
26:BA:911:A:C4	36:BQ:16:ARG:CD	2.57	0.89
36:BQ:88:PHE:C	36:BQ:90:PHE:HE1	1.76	0.89
43:BR:60:LEU:HG	43:BR:61:HIS:N	1.87	0.89
43:BR:55:ALA:HA	43:BR:80:PHE:CE1	2.06	0.89
37:BS:41:LYS:NZ	37:BS:68:GLU:CD	2.26	0.89
39:BW:3:ALA:O	39:BW:4:LYS:HG3	1.73	0.89
39:BW:5:ALA:HB2	39:BW:54:ALA:HB2	1.54	0.89
40:BX:11:THR:C	40:BX:15:MET:SD	2.52	0.89
41:BY:11:GLN:HG3	41:BY:21:LYS:HE2	1.53	0.89
1:AA:737:A:H4'	9:AF:72:VAL:HG11	1.55	0.88
1:AA:1400:C:C2	2:AV:34:G:C2	2.60	0.88
51:B6:32:GLN:HB3	51:B6:35:LEU:HD12	0.89	0.88
52:B7:24:THR:O	52:B7:28:ARG:HG3	1.72	0.88
52:B7:21:ARG:HH12	52:B7:43:THR:HG23	1.31	0.88
53:B8:26:LYS:O	53:B8:27:SER:HB2	1.70	0.88
26:BA:1027:A:H61	26:BA:1126:A:H1'	1.36	0.88
26:BA:1669:A:H1'	34:BO:4:GLN:OE1	1.72	0.88
26:BA:1993:U:C4'	28:BE:228:ARG:HH21	1.86	0.88
26:BA:2051:A:N7	26:BA:2614:A:C6	2.40	0.88
26:BA:2216:G:O2'	26:BA:2217:G:H5''	1.71	0.88

*Continued on next page...*



*Continued from previous page...*

Atom-1	Atom-2	Interatomic distance (Å)	Clash overlap (Å)
26:BA:2265:U:C2'	26:BA:2266:A:OP1	2.21	0.88
26:BA:2316:C:N4	26:BA:2317:C:N4	2.20	0.88
26:BA:2457:U:C2'	26:BA:2458:G:C5'	2.50	0.88
26:BA:2468:G:C6	26:BA:2481:G:C6	2.61	0.88
26:BA:2482:G:H2'	26:BA:2483:C:H5''	1.55	0.88
26:BA:2531:A:C2	26:BA:2658:C:H1'	2.08	0.88
26:BA:2535:G:N2	26:BA:2536:G:H1'	1.89	0.88
26:BA:2543:G:C2'	26:BA:2544:G:H8	1.71	0.88
26:BA:2606:C:C5'	26:BA:2606:C:C6	2.57	0.88
26:BA:869:G:H1	26:BA:908:C:H42	1.19	0.88
28:BE:231:TRP:CE3	28:BE:234:ARG:NH2	2.41	0.88
29:BF:200:PRO:HB3	29:BF:212:VAL:HG11	0.92	0.88
29:BF:52:ALA:CB	29:BF:55:ARG:NE	2.31	0.88
31:BH:53:ARG:NH1	31:BH:56:ASP:CA	2.29	0.88
55:BK:75:ALA:O	55:BK:77:PHE:N	2.05	0.88
35:BP:129:ALA:O	35:BP:133:VAL:HG23	1.73	0.88
45:BV:40:VAL:O	45:BV:51:ALA:CB	2.21	0.88
7:AD:24:GLU:CB	7:AD:112:VAL:HG11	2.01	0.88
51:B6:19:GLY:HA2	51:B6:44:ALA:HB3	1.53	0.88
51:B6:19:GLY:O	51:B6:42:PRO:HB2	1.73	0.88
26:BA:2018:G:H21	44:BU:34:ASN:HD22	1.05	0.88
26:BA:2225:A:H4'	26:BA:2226:C:O5'	1.65	0.88
26:BA:2240:C:O2	26:BA:2240:C:H2'	1.71	0.88
26:BA:2384:G:C2'	26:BA:2386:C:OP2	2.21	0.88
26:BA:2410:G:C2'	26:BA:2411:A:H8	1.82	0.88
26:BA:2446:G:N2	26:BA:2501:C:C5	2.40	0.88
26:BA:2573:C:P	26:BA:2574:G:OP1	2.32	0.88
26:BA:2703:C:O2'	26:BA:2704:C:O5'	1.91	0.88
26:BA:2832:U:C4'	26:BA:2832:U:C6	2.56	0.88
26:BA:2869:G:C5	26:BA:2870:C:H5	1.49	0.88
26:BA:748:G:H8	26:BA:750:A:OP2	1.55	0.88
26:BA:94:G:N2	46:B2:42:ASN:ND2	2.20	0.88
26:BA:1818:U:C5'	27:BD:155:ARG:CB	2.51	0.88
26:BA:1789:A:OP1	27:BD:226:GLY:HA2	1.73	0.88
27:BD:68:ARG:O	27:BD:69:ASP:OD2	1.91	0.88
28:BE:314:ALA:O	28:BE:317:PRO:HD3	1.71	0.88
29:BF:221:GLU:O	29:BF:222:ASP:O	1.91	0.88
29:BF:48:SER:N	29:BF:92:PRO:HG3	1.70	0.88
32:BI:43:ASN:C	32:BI:45:LYS:N	2.23	0.88
32:BI:77:VAL:HG11	32:BI:143:VAL:CG2	2.02	0.88
33:BN:66:ASP:C	33:BN:68:GLY:N	2.18	0.88

*Continued on next page...*



*Continued from previous page...*

Atom-1	Atom-2	Interatomic distance (Å)	Clash overlap (Å)
35:BP:128:GLY:C	35:BP:132:LYS:HD3	1.92	0.88
36:BQ:144:THR:HG1	36:BQ:145:PRO:HD3	1.32	0.88
36:BQ:48:ASN:OD1	36:BQ:48:ASN:O	1.92	0.88
38:BT:4:ARG:O	38:BT:5:GLU:HG2	1.72	0.88
26:BA:495:G:N2	39:BW:61:ASN:HD21	1.70	0.88
40:BX:76:GLU:OE1	40:BX:77:VAL:CG2	2.22	0.88
1:AA:1182:G:O2'	1:AA:1183:A:OP2	1.90	0.88
49:B4:6:HIS:HB2	49:B4:56:VAL:CG2	2.02	0.88
52:B7:34:ARG:HH12	52:B7:42:LEU:HA	1.37	0.88
26:BA:2064:C:H1'	26:BA:2450:A:N6	1.89	0.88
26:BA:2254:C:H2'	26:BA:2255:G:H5'	0.91	0.88
26:BA:2303:G:H5'	30:BG:99:ASP:CB	2.03	0.88
26:BA:244:A:O2'	35:BP:56:LYS:CA	2.21	0.88
26:BA:2550:G:H2'	26:BA:2551:C:C6	2.08	0.88
26:BA:2684:U:H1'	34:BO:70:ARG:HH22	1.29	0.88
26:BA:825:C:H4'	26:BA:2428:G:C6	2.07	0.88
27:BD:105:ALA:N	27:BD:106:PRO:CD	2.35	0.88
29:BF:102:LEU:CD2	29:BF:106:GLU:CD	2.41	0.88
31:BH:91:VAL:N	31:BH:159:LYS:HE3	1.87	0.88
55:BK:117:ASN:OD1	55:BK:127:ILE:CD1	2.21	0.88
33:BN:19:MET:HE2	33:BN:19:MET:CA	1.98	0.88
34:BO:112:MET:O	34:BO:114:ILE:N	2.06	0.88
36:BQ:51:GLU:HA	36:BQ:118:ALA:CB	2.03	0.88
43:BR:101:ALA:O	50:B5:41:LEU:HD12	1.73	0.88
43:BR:75:LEU:HA	43:BR:78:LYS:HB3	1.52	0.88
41:BY:51:LEU:N	41:BY:51:LEU:HD13	1.88	0.88
26:BA:310:A:P	41:BY:53:GLY:H	1.97	0.88
41:BY:73:HIS:CE1	41:BY:90:PRO:HA	2.08	0.88
1:AA:1326:C:OP1	24:AU:12:LYS:NZ	2.07	0.88
6:AC:16:ARG:HH22	6:AC:184:TYR:H	1.17	0.88
46:B2:20:LEU:HD13	46:B2:23:LEU:HB2	1.52	0.88
46:B2:54:ALA:O	46:B2:55:ARG:C	2.09	0.88
51:B6:19:GLY:CA	51:B6:44:ALA:CB	2.51	0.88
26:BA:2314:C:H5'	30:BG:22:VAL:HG11	1.52	0.88
26:BA:2416:C:H2'	26:BA:2417:C:C5'	2.03	0.88
26:BA:2476:A:C8	26:BA:2477:C:C6	2.60	0.88
26:BA:2546:U:C5'	26:BA:2565:A:H2	1.84	0.88
26:BA:2597:G:C2'	26:BA:2598:A:H8	1.83	0.88
26:BA:2652:C:C6	26:BA:2653:U:C6	2.61	0.88
26:BA:2884:U:H2'	26:BA:2885:C:O4'	1.73	0.88
26:BA:563:G:H21	44:BU:37:GLN:HE22	1.15	0.88

*Continued on next page...*



*Continued from previous page...*

Atom-1	Atom-2	Interatomic distance (Å)	Clash overlap (Å)
26:BA:771:G:OP2	52:B7:11:LYS:NZ	2.06	0.88
28:BE:205:THR:HG21	28:BE:259:HIS:H	1.11	0.88
28:BE:217:TRP:CZ2	28:BE:251:PRO:HB3	2.09	0.88
31:BH:101:LYS:HG2	31:BH:115:GLU:CA	2.01	0.88
55:BK:22:PRO:CG	55:BK:23:PRO:HD3	2.04	0.88
55:BK:37:GLU:C	55:BK:41:ARG:HH11	1.77	0.88
33:BN:95:ARG:O	33:BN:98:PHE:N	2.04	0.88
35:BP:69:ILE:HA	35:BP:73:VAL:CG2	2.01	0.88
45:BV:61:VAL:HG22	45:BV:97:GLY:CA	2.03	0.88
42:BZ:51:LEU:CD1	42:BZ:63:PRO:HB2	2.04	0.88
7:AD:21:LEU:CD2	7:AD:114:ARG:HG3	2.02	0.88
48:B0:48:GLY:HA3	48:B0:55:ARG:CB	2.03	0.88
49:B4:16:TYR:C	49:B4:17:GLN:HG3	1.92	0.88
26:BA:2839:G:C2	26:BA:2840:C:C2	2.62	0.88
26:BA:2881:C:C2'	26:BA:2882:A:O5'	2.21	0.88
26:BA:494:G:H4'	39:BW:6:ILE:HG23	1.56	0.88
27:BD:155:ARG:C	27:BD:157:ALA:H	1.75	0.88
27:BD:184:LEU:HB2	27:BD:187:CYS:SG	2.14	0.88
29:BF:102:LEU:CB	29:BF:107:ARG:CZ	2.52	0.88
31:BH:104:LEU:CB	31:BH:151:ARG:HH12	1.85	0.88
31:BH:83:GLU:CD	31:BH:84:LYS:N	2.26	0.88
32:BI:116:GLU:CG	32:BI:132:LYS:HE3	2.03	0.88
32:BI:2:LYS:CD	32:BI:39:ALA:HB2	2.03	0.88
26:BA:1140:C:N4	33:BN:49:ARG:CZ	2.36	0.88
34:BO:63:VAL:HG12	34:BO:102:VAL:HG13	1.54	0.88
36:BQ:131:ALA:HA	36:BQ:134:PHE:CE2	2.08	0.88
36:BQ:58:HIS:ND1	36:BQ:59:ASN:N	2.20	0.88
43:BR:113:LEU:HD13	43:BR:113:LEU:C	1.94	0.88
44:BU:115:ASN:HD22	44:BU:115:ASN:H	1.21	0.88
44:BU:74:MET:HE2	44:BU:78:THR:CG2	1.81	0.88
41:BY:101:LEU:CD2	41:BY:101:LEU:O	2.21	0.88
41:BY:11:GLN:HA	41:BY:21:LYS:HE3	1.53	0.88
41:BY:51:LEU:O	41:BY:52:ARG:HG3	1.72	0.88
41:BY:57:GLY:H	41:BY:97:ARG:NH2	1.70	0.88
26:BA:440:G:OP2	41:BY:6:LYS:NZ	2.05	0.88
42:BZ:40:ASP:CG	42:BZ:41:ARG:CZ	2.42	0.88
26:BA:2354:G:N3	48:B0:32:LYS:HE2	1.88	0.88
47:B3:30:ARG:HG3	47:B3:30:ARG:NH1	1.86	0.88
26:BA:126:A:C5	52:B7:18:PHE:CD2	2.60	0.88
52:B7:30:ILE:O	52:B7:33:ARG:CA	2.21	0.88
1:AA:1517:G:N3	26:BA:1919:A:H4'	1.89	0.88

*Continued on next page...*



*Continued from previous page...*

Atom-1	Atom-2	Interatomic distance (Å)	Clash overlap (Å)
26:BA:2236:C:C2'	26:BA:2237:G:C5'	2.50	0.88
26:BA:2255:G:C5	26:BA:2256:G:C8	2.62	0.88
26:BA:2287:A:H2	26:BA:2289:G:O4'	1.55	0.88
26:BA:2353:G:N2	26:BA:2364:C:C4	2.32	0.88
26:BA:2471:C:O2	26:BA:2479:G:N2	2.06	0.88
26:BA:2626:C:O5'	26:BA:2626:C:C6	2.27	0.88
26:BA:2680:C:H5'	28:BE:302:GLY:N	1.89	0.88
26:BA:2688:U:O2	26:BA:2719:G:N3	2.06	0.88
26:BA:2770:G:C1'	28:BE:316:ARG:HH12	1.70	0.88
26:BA:2785:C:HO2'	26:BA:2786:U:P	1.97	0.88
27:BD:161:ALA:CA	27:BD:162:GLN:NE2	2.37	0.88
27:BD:167:GLU:C	27:BD:170:TYR:CE1	2.46	0.88
27:BD:86:ARG:N	27:BD:86:ARG:HD2	1.87	0.88
28:BE:304:ASP:O	28:BE:307:LEU:CB	2.22	0.88
29:BF:111:VAL:C	29:BF:114:ALA:HB3	1.92	0.88
31:BH:7:PRO:HD3	31:BH:68:ARG:CD	2.03	0.88
55:BK:121:LEU:HD22	55:BK:125:MET:HE1	1.53	0.88
26:BA:1022:G:O6	33:BN:47:THR:CB	2.21	0.88
33:BN:54:VAL:HG22	33:BN:135:ILE:HD13	1.55	0.88
34:BO:90:ASP:O	34:BO:92:SER:N	2.07	0.88
36:BQ:41:THR:CB	36:BQ:126:VAL:HA	2.03	0.88
36:BQ:58:HIS:CG	36:BQ:59:ASN:H	1.90	0.88
36:BQ:57:ARG:C	36:BQ:61:LEU:HD21	1.93	0.88
37:BS:27:LEU:HB2	37:BS:33:ARG:HH21	1.10	0.88
45:BV:40:VAL:HG12	45:BV:55:THR:HG23	1.53	0.88
44:BU:43:ALA:CB	45:BV:75:LYS:CB	2.52	0.88
39:BW:79:GLY:O	39:BW:80:PRO:O	1.92	0.88
42:BZ:105:GLN:C	42:BZ:142:ASN:ND2	2.25	0.88
48:B0:64:ASP:O	48:B0:66:LYS:NZ	2.06	0.88
49:B4:40:HIS:HB3	49:B4:41:PRO:CD	2.02	0.88
49:B4:41:PRO:HG2	49:B4:57:ASP:CB	2.03	0.88
26:BA:1097:U:O4	55:BK:31:HIS:CE1	2.27	0.88
26:BA:818:G:N2	26:BA:1189:A:H62	1.70	0.88
26:BA:1952:A:N3	34:BO:22:ILE:HD13	1.88	0.88
26:BA:2432:A:C2	26:BA:2433:A:C2	2.60	0.88
26:BA:2712:U:C3'	26:BA:2714:G:OP2	2.20	0.88
26:BA:2777:G:O5'	26:BA:2777:G:C8	2.26	0.88
26:BA:2801:A:H2	26:BA:2895:U:H1'	1.37	0.88
26:BA:2810:A:N7	26:BA:2811:G:C1'	2.37	0.88
26:BA:752:A:C5	26:BA:1781:C:H1'	2.08	0.88
27:BD:143:ILE:C	27:BD:152:GLN:HB2	1.93	0.88

*Continued on next page...*



*Continued from previous page...*

Atom-1	Atom-2	Interatomic distance (Å)	Clash overlap (Å)
26:BA:2317:C:H5'	30:BG:150:SER:HB2	1.55	0.88
26:BA:2312:U:H5'	30:BG:53:LYS:HB2	1.54	0.88
32:BI:21:VAL:HG11	32:BI:30:LEU:HD12	1.56	0.88
33:BN:27:ALA:HA	33:BN:30:ALA:HB3	0.92	0.88
33:BN:58:GLU:HA	33:BN:61:VAL:CB	2.03	0.88
36:BQ:149:ILE:H	36:BQ:149:ILE:HD12	1.39	0.88
44:BU:49:ASP:HA	44:BU:52:ASN:CG	1.92	0.88
40:BX:17:ASP:CA	40:BX:20:PHE:CE1	2.56	0.88
41:BY:101:LEU:HB3	41:BY:113:GLU:OE1	1.73	0.88
41:BY:41:ARG:CB	41:BY:112:LEU:HA	1.98	0.88
41:BY:9:LYS:HE3	41:BY:13:ARG:CZ	2.04	0.88
42:BZ:176:LEU:C	42:BZ:176:LEU:HD23	1.93	0.88
7:AD:24:GLU:N	7:AD:112:VAL:HG12	1.89	0.88
26:BA:2295:C:N4	26:BA:2337:G:N1	2.21	0.88
26:BA:2348:U:H3'	53:B8:42:ARG:NH2	1.89	0.88
26:BA:2361:A:H2'	26:BA:2362:G:H5'	1.55	0.88
26:BA:2463:C:O2	26:BA:2464:C:C6	2.26	0.88
26:BA:2458:G:O6	26:BA:2490:G:C2'	2.20	0.88
26:BA:2663:G:H2'	26:BA:2664:G:H8	1.35	0.88
26:BA:2740:A:C8	26:BA:2741:A:N7	2.42	0.88
28:BE:222:ARG:HD3	28:BE:232:ARG:HA	1.56	0.88
28:BE:201:VAL:N	28:BE:266:LYS:CD	2.37	0.88
29:BF:157:LEU:HB2	29:BF:158:GLU:CD	1.93	0.88
34:BO:31:ARG:C	34:BO:32:TYR:CD1	2.47	0.88
35:BP:94:ARG:HB2	35:BP:120:LEU:HD21	0.89	0.88
43:BR:18:LEU:HD13	43:BR:18:LEU:C	1.94	0.88
38:BT:28:THR:C	38:BT:29:THR:HG23	1.93	0.88
26:BA:446:G:OP2	44:BU:3:ARG:NE	2.07	0.88
45:BV:4:ILE:HD11	45:BV:13:ARG:NE	1.87	0.88
41:BY:26:THR:O	41:BY:27:LEU:HG	1.73	0.88
1:AA:939:G:H5''	10:AG:102:ARG:NH2	1.88	0.88
16:AM:66:LEU:C	16:AM:70:LEU:HB2	1.92	0.88
1:AA:1314:C:N4	22:AS:4:SER:OG	2.06	0.88
3:AW:9:A:C6	3:AW:45:G:N1	2.42	0.88
48:B0:43:THR:OG1	48:B0:75:GLY:O	1.90	0.88
46:B2:23:LEU:CA	46:B2:26:GLU:OE1	2.18	0.88
49:B4:41:PRO:HB3	49:B4:59:PHE:HE1	1.38	0.88
50:B5:15:LYS:O	50:B5:18:MET:N	2.06	0.88
51:B6:19:GLY:HA2	51:B6:44:ALA:HB2	1.56	0.88
26:BA:1156:A:C8	44:BU:55:ARG:NH2	2.41	0.88
26:BA:2206:C:C2'	26:BA:2207:C:H5'	2.04	0.88

*Continued on next page...*



*Continued from previous page...*

Atom-1	Atom-2	Interatomic distance (Å)	Clash overlap (Å)
26:BA:2366:A:C8	26:BA:2367:G:C8	2.62	0.88
26:BA:2700:C:C2'	26:BA:2701:C:H4'	2.03	0.88
26:BA:1664:A:N3	26:BA:2726:U:O4	2.06	0.88
26:BA:2731:G:N2	26:BA:2732:G:C2	2.42	0.88
26:BA:2756:U:N3	26:BA:2759:G:O6	2.07	0.88
26:BA:2810:A:C8	26:BA:2811:G:C1'	2.56	0.88
26:BA:2813:A:O2'	26:BA:2814:C:H6	1.57	0.88
26:BA:1710:C:O2'	26:BA:2858:C:N3	2.05	0.88
29:BF:47:GLY:HA2	29:BF:92:PRO:CA	2.03	0.88
31:BH:90:GLY:CA	31:BH:159:LYS:HG3	2.00	0.88
31:BH:43:THR:HG23	31:BH:52:THR:HG23	0.88	0.88
33:BN:83:ILE:O	33:BN:86:MET:N	2.05	0.88
26:BA:911:A:C6	36:BQ:16:ARG:HA	2.09	0.88
36:BQ:57:ARG:C	36:BQ:61:LEU:CG	2.42	0.88
37:BS:23:ARG:CZ	37:BS:37:ARG:NH2	2.35	0.88
45:BV:59:GLU:C	45:BV:60:VAL:HG23	1.93	0.88
39:BW:8:ARG:CG	39:BW:9:TYR:H	1.85	0.88
40:BX:20:PHE:HD1	40:BX:22:ASN:N	1.70	0.88
41:BY:55:PHE:HB3	41:BY:58:GLU:OE2	1.73	0.88
1:AA:651:C:O3'	1:AA:652:U:P	2.32	0.88
3:AW:76:A:C4	26:BA:2421:G:C5	2.62	0.88
47:B3:54:VAL:HG23	47:B3:55:ARG:N	1.89	0.88
50:B5:15:LYS:HZ3	50:B5:15:LYS:HB2	1.39	0.88
26:BA:125:G:N2	52:B7:10:ARG:HA	1.88	0.88
26:BA:1251:C:H5''	44:BU:10:ARG:NE	1.88	0.88
26:BA:1801:G:H8	26:BA:1801:G:OP1	1.57	0.88
26:BA:2509:G:N3	26:BA:2580:U:O2	2.06	0.88
26:BA:2589:A:H2'	26:BA:2590:A:H5'	1.54	0.88
26:BA:2045:C:H42	26:BA:2623:G:H1	0.88	0.88
26:BA:2653:U:H3	26:BA:2654:A:N6	1.71	0.88
26:BA:2734:A:N7	26:BA:2735:G:C8	2.42	0.88
26:BA:2783:G:O5'	26:BA:2783:G:H8	1.57	0.88
26:BA:2869:G:C2'	26:BA:2870:C:H5'	2.03	0.88
26:BA:997:G:OP1	44:BU:92:ARG:HD2	1.72	0.88
28:BE:99:VAL:CG1	28:BE:100:TRP:H	1.87	0.88
29:BF:39:GLN:N	29:BF:39:GLN:OE1	2.07	0.88
29:BF:6:TYR:HE2	29:BF:140:VAL:HG22	1.37	0.88
31:BH:93:TYR:HB3	31:BH:106:VAL:CG2	1.99	0.88
33:BN:45:VAL:C	33:BN:46:ILE:HG13	1.86	0.88
26:BA:1137:G:H21	33:BN:86:MET:HE1	1.37	0.88
36:BQ:65:ARG:HE	36:BQ:85:ILE:HB	1.38	0.88

*Continued on next page...*



*Continued from previous page...*

Atom-1	Atom-2	Interatomic distance (Å)	Clash overlap (Å)
26:BA:907:U:O2'	36:BQ:88:PHE:CZ	2.25	0.88
26:BA:994:C:H4'	44:BU:54:LYS:HE2	1.55	0.88
45:BV:40:VAL:CB	45:BV:51:ALA:HB1	2.03	0.88
40:BX:48:THR:O	40:BX:50:GLU:OE2	1.91	0.88
41:BY:28:SER:CB	41:BY:99:THR:CB	2.48	0.88
46:B2:8:ILE:C	46:B2:11:MET:HG2	1.94	0.87
49:B4:14:ILE:HG23	49:B4:16:TYR:HE1	1.32	0.87
49:B4:51:ASP:O	49:B4:52:THR:HG22	1.75	0.87
50:B5:34:PRO:CD	50:B5:36:CYS:SG	2.62	0.87
51:B6:39:LYS:HA	51:B6:50:PHE:CD1	2.09	0.87
53:B8:5:LYS:C	53:B8:7:HIS:N	2.26	0.87
26:BA:1151:G:C2'	44:BU:81:ASN:ND2	2.36	0.87
26:BA:2320:A:H8	26:BA:2320:A:O5'	1.56	0.87
26:BA:2333:A:C4	26:BA:2335:A:C2	2.61	0.87
26:BA:2425:A:O2'	26:BA:2426:A:P	2.32	0.87
26:BA:2067:G:H1	26:BA:2443:C:N4	1.72	0.87
26:BA:2060:A:O2'	26:BA:2502:G:O5'	1.91	0.87
26:BA:2546:U:C4'	26:BA:2565:A:H2	1.79	0.87
26:BA:2657:A:N6	26:BA:2664:G:N2	2.12	0.87
26:BA:2689:U:C5'	26:BA:2690:C:H5''	2.03	0.87
26:BA:2739:U:O2'	26:BA:2740:A:H5''	1.74	0.87
26:BA:2735:G:C5	26:BA:2770:G:N2	2.42	0.87
28:BE:315:VAL:O	28:BE:317:PRO:HD3	1.74	0.87
29:BF:230:GLY:C	29:BF:231:ARG:CG	2.40	0.87
29:BF:59:GLU:O	29:BF:61:PHE:HD2	1.55	0.87
30:BG:11:HIS:NE2	30:BG:15:GLU:OE2	2.05	0.87
31:BH:25:VAL:HG12	31:BH:78:VAL:HG21	1.56	0.87
35:BP:101:ASP:O	35:BP:102:ASP:CG	2.13	0.87
43:BR:90:ARG:HH22	43:BR:117:VAL:HG22	1.38	0.87
43:BR:21:TYR:HB3	43:BR:47:PHE:CE2	2.08	0.87
45:BV:83:ARG:O	45:BV:84:THR:OG1	1.89	0.87
26:BA:1614:A:N7	39:BW:88:ARG:HD2	1.88	0.87
40:BX:33:SER:CA	40:BX:37:VAL:CG2	2.51	0.87
42:BZ:14:LEU:CD2	42:BZ:79:ILE:HG21	2.04	0.87
26:BA:856:C:HO2'	48:B0:24:LYS:HB2	1.09	0.87
49:B4:32:HIS:O	49:B4:34:ASP:OD1	1.92	0.87
26:BA:1127:A:N1	26:BA:2518:A:N3	2.22	0.87
26:BA:1646:C:H3'	26:BA:1647:G:C5'	2.02	0.87
26:BA:2093:G:H1'	26:BA:2198:A:C6	2.09	0.87
26:BA:2482:G:C5	26:BA:2483:C:C6	2.62	0.87
26:BA:2734:A:C8	26:BA:2734:A:H5''	2.09	0.87

*Continued on next page...*



*Continued from previous page...*

Atom-1	Atom-2	Interatomic distance (Å)	Clash overlap (Å)
26:BA:856:C:C4'	48:B0:25:LYS:HZ2	1.88	0.87
29:BF:6:TYR:CE1	29:BF:139:VAL:HB	2.08	0.87
29:BF:56:THR:HB	29:BF:57:PRO:CD	2.04	0.87
31:BH:93:TYR:HE1	31:BH:106:VAL:C	1.75	0.87
55:BK:93:LYS:HD3	55:BK:96:ILE:HD12	1.54	0.87
35:BP:77:ALA:CA	35:BP:81:VAL:CG1	2.51	0.87
36:BQ:46:VAL:O	36:BQ:124:ALA:C	2.11	0.87
42:BZ:6:LYS:C	42:BZ:31:SER:OG	2.11	0.87
3:AW:75:C:N4	49:B4:28:ARG:N	2.21	0.87
26:BA:2056:G:H1	50:B5:4:HIS:C	1.75	0.87
26:BA:2266:A:N6	26:BA:2273:A:OP2	2.07	0.87
26:BA:2581:G:N1	26:BA:2610:C:H2'	1.88	0.87
26:BA:2689:U:C1'	26:BA:2713:A:C2	2.57	0.87
26:BA:1759:A:H5'	26:BA:2715:C:H1'	1.55	0.87
26:BA:2838:G:C5	26:BA:2839:G:C8	2.62	0.87
26:BA:2862:G:H2'	26:BA:2863:C:C5	2.08	0.87
26:BA:2881:C:N4	26:BA:2882:A:H62	1.72	0.87
27:BD:75:GLY:C	27:BD:115:ILE:O	2.11	0.87
27:BD:73:ILE:HG22	27:BD:95:TYR:CD2	1.80	0.87
28:BE:221:LYS:HZ3	28:BE:233:ARG:HG2	1.37	0.87
29:BF:144:PHE:C	29:BF:146:ASP:H	1.77	0.87
29:BF:197:SER:HB3	29:BF:239:ALA:H	1.37	0.87
29:BF:164:ALA:CB	29:BF:232:LEU:HD13	2.02	0.87
33:BN:19:MET:CE	33:BN:22:VAL:HG21	2.05	0.87
33:BN:19:MET:HB3	33:BN:46:ILE:CD1	2.05	0.87
38:BT:14:GLU:OE1	38:BT:14:GLU:HA	1.74	0.87
39:BW:85:VAL:CG1	39:BW:95:ILE:HD11	2.03	0.87
39:BW:83:LYS:HA	39:BW:97:LYS:HG2	1.54	0.87
42:BZ:51:LEU:CD2	42:BZ:52:PHE:N	2.33	0.87
42:BZ:68:ALA:O	42:BZ:69:VAL:HG23	0.70	0.87
1:AA:243:A:H4'	1:AA:244:U:H5'	1.57	0.87
5:AB:32:ILE:HD11	5:AB:40:HIS:HB3	1.57	0.87
50:B5:15:LYS:O	50:B5:16:ARG:C	2.09	0.87
53:B8:12:ARG:HD2	53:B8:13:ARG:HD2	1.57	0.87
26:BA:2484:G:H1'	36:BQ:142:LYS:NZ	1.90	0.87
26:BA:2642:G:O2'	26:BA:2643:G:C5'	2.15	0.87
26:BA:2666:C:H3'	26:BA:2667:C:H5'	1.56	0.87
26:BA:2781:A:H5''	26:BA:2782:G:O5'	1.68	0.87
26:BA:2821:A:N3	26:BA:2822:G:C8	2.42	0.87
26:BA:535:C:H4'	44:BU:53:LYS:HE3	0.88	0.87
28:BE:79:ARG:NH1	28:BE:104:PHE:O	2.02	0.87

*Continued on next page...*



*Continued from previous page...*

Atom-1	Atom-2	Interatomic distance (Å)	Clash overlap (Å)
55:BK:99:LYS:HG3	55:BK:140:VAL:HG21	1.56	0.87
33:BN:10:VAL:CG1	33:BN:36:VAL:CG2	1.97	0.87
33:BN:95:ARG:HA	33:BN:98:PHE:CE1	2.08	0.87
35:BP:106:VAL:CG2	35:BP:122:ALA:HB1	2.03	0.87
26:BA:2406:U:H3	35:BP:55:GLN:CB	1.86	0.87
35:BP:64:ILE:O	35:BP:108:VAL:HA	1.74	0.87
35:BP:71:GLU:O	35:BP:73:VAL:N	2.07	0.87
36:BQ:41:THR:HG21	36:BQ:126:VAL:HA	1.52	0.87
36:BQ:67:ALA:H	36:BQ:70:ARG:NH2	1.72	0.87
36:BQ:67:ALA:O	36:BQ:71:PHE:HD1	1.28	0.87
40:BX:6:LYS:CE	40:BX:29:ASP:CA	2.52	0.87
41:BY:101:LEU:HD13	41:BY:103:LEU:HD11	1.56	0.87
42:BZ:141:MET:SD	42:BZ:141:MET:N	2.46	0.87
42:BZ:10:PRO:O	42:BZ:14:LEU:N	2.08	0.87
1:AA:266:G:H22	1:AA:270:A:H62	1.20	0.87
47:B3:20:LYS:CD	47:B3:23:LEU:HD12	2.02	0.87
47:B3:38:GLU:O	47:B3:40:THR:HG22	1.74	0.87
50:B5:42:SER:O	50:B5:43:HIS:HB2	1.74	0.87
26:BA:125:G:N2	52:B7:10:ARG:CA	2.37	0.87
26:BA:2330:G:N1	26:BA:2385:C:N4	2.22	0.87
26:BA:2378:A:O4'	37:BS:101:VAL:HG23	1.74	0.87
26:BA:631:A:H2	26:BA:2415:G:N3	1.73	0.87
26:BA:2445:G:O2'	26:BA:2446:G:H5'	1.75	0.87
26:BA:2633:G:N2	26:BA:2634:G:C5	2.42	0.87
26:BA:2712:U:O2'	26:BA:712(A):A:O5'	1.92	0.87
26:BA:2759:G:O2'	26:BA:2760:C:C5'	2.23	0.87
26:BA:818:G:H21	26:BA:1189:A:N6	1.70	0.87
29:BF:212:VAL:HG12	29:BF:212:VAL:O	1.72	0.87
30:BG:135:VAL:HG12	30:BG:135:VAL:O	1.73	0.87
30:BG:57:THR:HG22	30:BG:58:VAL:N	1.90	0.87
31:BH:159:LYS:N	31:BH:162:ARG:HH22	1.72	0.87
32:BI:25:TYR:HD2	32:BI:25:TYR:N	1.70	0.87
33:BN:60:ARG:CA	33:BN:71:TYR:HD2	1.88	0.87
35:BP:64:ILE:HD12	35:BP:106:VAL:CB	2.05	0.87
36:BQ:140:TYR:CG	36:BQ:147:VAL:HG11	2.09	0.87
26:BA:911:A:N7	36:BQ:16:ARG:CG	2.34	0.87
37:BS:56:ASP:O	37:BS:57:THR:CG2	2.22	0.87
44:BU:5:LYS:O	44:BU:7:GLY:N	2.08	0.87
39:BW:23:LEU:C	39:BW:25:ARG:H	1.76	0.87
39:BW:86:LEU:HB3	39:BW:87:PRO:HD3	1.56	0.87
1:AA:1268:A:C4'	24:AU:20:LYS:HB2	2.02	0.87

*Continued on next page...*



*Continued from previous page...*

Atom-1	Atom-2	Interatomic distance (Å)	Clash overlap (Å)
39:BW:19:LEU:HB3	50:B5:25:LEU:HD11	1.55	0.87
53:B8:4:MET:HA	53:B8:5:LYS:HZ2	1.11	0.87
54:B9:20:HIS:C	54:B9:22:ARG:H	1.78	0.87
54:B9:24:LEU:CD1	54:B9:35:ARG:HG3	2.05	0.87
26:BA:2044:C:C2	26:BA:2624:G:N2	2.38	0.87
26:BA:2210:G:C6	27:BD:148:GLY:HA3	2.09	0.87
26:BA:2084:C:O2	26:BA:2235:G:N2	2.06	0.87
26:BA:2364:C:H1'	48:B0:32:LYS:HZ3	1.27	0.87
26:BA:2373:G:N1	26:BA:2374:C:N4	2.22	0.87
26:BA:2625:G:C8	26:BA:2626:C:C4	2.63	0.87
26:BA:2626:C:H2'	26:BA:2627:G:H5'	0.89	0.87
26:BA:2661:G:C4	26:BA:2662:A:N7	2.42	0.87
26:BA:2679:A:H61	26:BA:2728:U:H3	1.23	0.87
26:BA:2706:G:H8	26:BA:2706:G:O5'	1.57	0.87
27:BD:149:ARG:HB2	27:BD:152:GLN:HE21	1.38	0.87
28:BE:180:ILE:CG2	28:BE:187:HIS:CB	2.48	0.87
28:BE:211:GLN:O	28:BE:216:ARG:NH1	2.07	0.87
29:BF:4:THR:O	29:BF:139:VAL:CG1	2.23	0.87
29:BF:39:GLN:OE1	29:BF:40:ALA:N	2.06	0.87
30:BG:53:LYS:CG	30:BG:54:ALA:N	2.33	0.87
31:BH:170:LEU:C	31:BH:170:LEU:HD13	1.94	0.87
32:BI:7:LYS:CG	32:BI:12:LYS:HA	2.03	0.87
36:BQ:44:ALA:HB1	36:BQ:126:VAL:O	1.73	0.87
36:BQ:140:TYR:O	36:BQ:143:VAL:HG22	1.75	0.87
37:BS:27:LEU:HD13	37:BS:27:LEU:C	1.93	0.87
37:BS:74:PRO:O	37:BS:80:SER:N	2.07	0.87
44:BU:98:ILE:O	44:BU:101:ARG:N	2.08	0.87
42:BZ:24:TYR:CD2	42:BZ:84:TYR:CD1	2.61	0.87
42:BZ:26:LYS:HB3	42:BZ:26:LYS:NZ	1.89	0.87
1:AA:32:A:H2'	1:AA:33:A:C8	2.10	0.87
14:AK:110:ASP:HB3	21:AR:85:LEU:HB3	1.56	0.87
48:B0:52:GLY:O	48:B0:53:MET:HG2	1.73	0.87
50:B5:25:LEU:O	50:B5:26:THR:CG2	2.23	0.87
51:B6:8:ILE:HA	51:B6:29:ARG:HH21	1.38	0.87
52:B7:38:GLY:O	52:B7:39:ARG:CB	2.22	0.87
53:B8:16:ILE:HG22	53:B8:21:LYS:O	1.74	0.87
26:BA:14:A:H2	26:BA:2625:G:O2'	1.54	0.87
26:BA:1786:A:H2	26:BA:2590:A:H1'	1.40	0.87
26:BA:2197:U:C2'	26:BA:2224:G:N2	2.30	0.87
26:BA:2227:A:N6	26:BA:2228:G:O6	2.06	0.87
26:BA:2259:G:N7	26:BA:2260:C:C4	2.43	0.87

*Continued on next page...*



*Continued from previous page...*

Atom-1	Atom-2	Interatomic distance (Å)	Clash overlap (Å)
26:BA:2317:C:C6	26:BA:2318:G:N7	2.43	0.87
26:BA:2439:A:H1'	26:BA:2587:A:P	2.15	0.87
26:BA:2616:C:C2'	26:BA:2617:C:C5'	2.44	0.87
26:BA:2044:C:H42	26:BA:2624:G:H1	0.89	0.87
26:BA:2825:C:C6	26:BA:2825:C:H3'	2.10	0.87
26:BA:593:G:O2'	53:B8:58:MET:HE1	1.75	0.87
25:BB:45:A:H1'	30:BG:76:ARG:NH1	1.90	0.87
27:BD:196:ASN:HA	27:BD:199:ARG:CD	2.04	0.87
29:BF:106:GLU:O	29:BF:109:LEU:HB2	1.74	0.87
30:BG:149:ARG:O	30:BG:151:ILE:N	2.06	0.87
33:BN:105:LEU:CG	33:BN:106:GLY:H	1.86	0.87
34:BO:29:GLY:O	34:BO:30:ARG:O	1.90	0.87
34:BO:40:VAL:HG12	34:BO:40:VAL:O	1.74	0.87
35:BP:67:ARG:HH11	35:BP:111:ALA:C	1.77	0.87
26:BA:445:C:H3'	44:BU:3:ARG:CZ	2.03	0.87
45:BV:74:TYR:CZ	45:BV:87:ARG:C	2.44	0.87
1:AA:891:U:H2'	1:AA:892:A:H8	1.37	0.87
26:BA:2400:G:H4'	51:B6:20:PHE:CE1	2.09	0.87
51:B6:45:LYS:C	51:B6:46:LYS:HE2	1.95	0.87
52:B7:30:ILE:HD11	52:B7:33:ARG:HH12	1.39	0.87
53:B8:30:ARG:NH2	53:B8:41:ILE:HG23	1.88	0.87
26:BA:1027:A:N6	26:BA:1126:A:H1'	1.89	0.87
26:BA:1924:C:N3	26:BA:1925:C:C5	2.43	0.87
26:BA:2247:A:H2'	26:BA:2248:C:H6	1.39	0.87
26:BA:199:A:N1	26:BA:2433:A:N7	2.20	0.87
26:BA:2479:G:OP1	26:BA:2537:U:O4'	1.93	0.87
26:BA:2695:C:H2'	26:BA:2696:U:C6	2.10	0.87
26:BA:2699:C:O2	26:BA:2699:C:H2'	1.73	0.87
26:BA:602:G:O3'	26:BA:603:A:H4'	1.70	0.87
26:BA:72:U:C5'	40:BX:2:TRP:CH2	2.56	0.87
26:BA:85:G:OP2	41:BY:65:VAL:CB	2.22	0.87
27:BD:131:LEU:HD11	27:BD:183:ILE:HG21	0.89	0.87
26:BA:2218:G:HO2'	27:BD:146:LYS:HE3	1.34	0.87
28:BE:210:THR:CG2	28:BE:255:GLN:HG2	2.03	0.87
31:BH:148:ARG:HH12	31:BH:164:GLU:H	1.22	0.87
31:BH:51:VAL:HG21	31:BH:68:ARG:HE	1.38	0.87
32:BI:91:GLY:O	32:BI:92:SER:O	1.92	0.87
36:BQ:42:TYR:O	42:BZ:119:ASN:ND2	2.06	0.87
37:BS:12:ARG:NH1	37:BS:20:TYR:HE2	1.37	0.87
37:BS:98:GLU:CG	37:BS:99:GLU:H	1.88	0.87
45:BV:42:GLY:O	45:BV:54:TYR:OH	1.93	0.87

*Continued on next page...*



*Continued from previous page...*

Atom-1	Atom-2	Interatomic distance (Å)	Clash overlap (Å)
26:BA:1339:G:H5'	40:BX:13:LYS:CE	2.05	0.87
7:AD:9:CYS:SG	7:AD:31:CYS:CA	2.63	0.87
49:B4:68:ARG:CG	49:B4:72:LYS:CG	2.52	0.87
53:B8:8:LYS:O	53:B8:11:LYS:N	2.07	0.87
26:BA:138:G:H2'	26:BA:139:G:H4'	1.57	0.87
26:BA:2188:C:C4	26:BA:2189:U:C4	2.63	0.87
26:BA:2313:C:HO2'	26:BA:2314:C:H5'	1.34	0.87
26:BA:2330:G:C2	26:BA:2331:G:C1'	2.57	0.87
26:BA:2457:U:C5	26:BA:2458:G:N3	2.42	0.87
26:BA:1782:C:N3	26:BA:2609:U:H6	1.71	0.87
26:BA:2657:A:C5	26:BA:2664:G:N2	2.41	0.87
26:BA:2721:A:N3	26:BA:2722:G:C8	2.43	0.87
26:BA:623:G:H2'	26:BA:624:C:H6	1.40	0.87
27:BD:89:ASN:C	27:BD:105:ALA:HB2	1.95	0.87
28:BE:61:PRO:HB3	28:BE:69:PRO:HB3	1.56	0.87
29:BF:102:LEU:HD21	29:BF:106:GLU:CB	2.04	0.87
29:BF:140:VAL:HG23	29:BF:234:VAL:HB	1.57	0.87
30:BG:142:ALA:HB2	30:BG:151:ILE:HD11	1.55	0.87
32:BI:75:LEU:CD1	32:BI:76:THR:N	2.36	0.87
32:BI:7:LYS:HG3	32:BI:12:LYS:HD3	1.55	0.87
55:BK:121:LEU:HA	55:BK:125:MET:HE2	0.88	0.87
33:BN:16:ASP:N	33:BN:45:VAL:HG23	1.83	0.87
33:BN:27:ALA:O	33:BN:28:GLU:C	2.12	0.87
35:BP:67:ARG:N	35:BP:67:ARG:NE	2.23	0.87
36:BQ:36:ASN:HB3	36:BQ:41:THR:N	1.90	0.87
44:BU:8:ILE:N	44:BU:11:ARG:CD	2.38	0.87
39:BW:66:GLU:HG2	39:BW:67:ASP:N	1.89	0.87
42:BZ:141:MET:HA	42:BZ:171:VAL:HG11	1.55	0.87
42:BZ:85:MET:O	42:BZ:86:VAL:HG23	1.75	0.87
1:AA:1319:A:H4'	22:AS:70:LYS:HZ1	1.40	0.86
1:AA:1229:A:O3'	2:AV:30:G:H5''	1.75	0.86
47:B3:3:ARG:HD3	47:B3:60:GLU:CB	2.03	0.86
50:B5:44:HIS:HA	50:B5:52:TYR:HH	1.06	0.86
51:B6:41:ASP:HB3	51:B6:47:HIS:N	1.90	0.86
52:B7:21:ARG:HD2	52:B7:31:LEU:HD13	1.57	0.86
26:BA:1022:G:OP2	33:BN:52:GLN:NE2	2.08	0.86
26:BA:1665:A:H4'	34:BO:66:LYS:HD3	1.54	0.86
26:BA:1818:U:H3'	27:BD:155:ARG:CG	2.05	0.86
26:BA:1952:A:H2	34:BO:22:ILE:HG23	0.72	0.86
26:BA:1999:C:O2'	26:BA:2687:U:O2'	1.78	0.86
26:BA:2049:G:C2	26:BA:2620:C:C2	2.61	0.86

*Continued on next page...*



*Continued from previous page...*

Atom-1	Atom-2	Interatomic distance (Å)	Clash overlap (Å)
26:BA:2439:A:N3	26:BA:2439:A:C2'	2.37	0.86
26:BA:2653:U:OP2	26:BA:2654:A:H3'	1.74	0.86
27:BD:213:LYS:C	27:BD:215:LYS:N	2.28	0.86
28:BE:222:ARG:CG	28:BE:232:ARG:HA	2.05	0.86
28:BE:45:LYS:HE2	28:BE:301:PRO:HB2	1.54	0.86
30:BG:99:ASP:N	30:BG:104:PHE:CD2	2.42	0.86
30:BG:97:GLN:OE1	30:BG:106:PHE:HE2	1.56	0.86
31:BH:7:PRO:HD2	31:BH:68:ARG:HD3	1.54	0.86
55:BK:121:LEU:CD2	55:BK:125:MET:HE1	2.05	0.86
55:BK:93:LYS:HA	55:BK:96:ILE:HD11	1.57	0.86
34:BO:92:SER:CB	34:BO:113:LYS:NZ	2.38	0.86
26:BA:2250:G:C5'	36:BQ:102:ARG:HD3	2.04	0.86
42:BZ:141:MET:CB	42:BZ:171:VAL:HG11	2.05	0.86
42:BZ:156:GLU:CG	42:BZ:157:GLY:H	1.81	0.86
1:AA:600:C:OP1	11:AH:97:VAL:HB	1.74	0.86
48:B0:36:ILE:O	48:B0:37:LEU:CD2	2.23	0.86
53:B8:16:ILE:N	53:B8:16:ILE:HD12	1.90	0.86
26:BA:138:G:C8	40:BX:42:GLU:OE1	2.28	0.86
26:BA:2087:G:O6	26:BA:2233:U:C5	2.28	0.86
26:BA:2234:G:C6	26:BA:2235:G:C5	2.62	0.86
26:BA:2414:G:C4	26:BA:2415:G:C8	2.63	0.86
26:BA:414:C:H42	26:BA:2409:G:H1	0.88	0.86
27:BD:86:ARG:O	27:BD:87:SER:OG	1.92	0.86
28:BE:225:LYS:O	28:BE:226:HIS:ND1	2.08	0.86
29:BF:102:LEU:CD2	29:BF:106:GLU:CB	2.53	0.86
26:BA:2306:C:O2	30:BG:27:ILE:HG12	1.74	0.86
31:BH:36:PHE:HD2	31:BH:70:LEU:HD13	1.39	0.86
55:BK:112:LYS:NZ	55:BK:116:LEU:HD23	1.90	0.86
33:BN:63:ILE:HG21	33:BN:71:TYR:OH	1.74	0.86
34:BO:25:LEU:HD21	34:BO:40:VAL:HG23	0.88	0.86
26:BA:910:A:H3'	36:BQ:17:ARG:HH21	1.38	0.86
36:BQ:58:HIS:N	36:BQ:61:LEU:CD1	2.38	0.86
36:BQ:89:PRO:HA	36:BQ:113:ALA:HB2	1.57	0.86
1:AA:979:C:OP1	1:AA:1222:G:C6	2.28	0.86
3:AW:9:A:C6	3:AW:45:G:C2	2.63	0.86
49:B4:49:PHE:CZ	49:B4:71:SER:OG	2.20	0.86
53:B8:6:THR:O	53:B8:7:HIS:C	2.13	0.86
26:BA:2313:C:O2'	26:BA:2314:C:C5'	2.23	0.86
26:BA:2517:C:C2	26:BA:2542:A:N6	2.43	0.86
26:BA:2870:C:O2	26:BA:2871:C:C6	2.28	0.86
27:BD:104:ILE:CD1	27:BD:104:ILE:N	2.32	0.86

*Continued on next page...*



*Continued from previous page...*

Atom-1	Atom-2	Interatomic distance (Å)	Clash overlap (Å)
27:BD:126:GLY:O	27:BD:127:ASN:O	1.91	0.86
27:BD:216:ALA:HB1	27:BD:223:ASN:CB	2.04	0.86
29:BF:102:LEU:CB	29:BF:107:ARG:NH2	2.37	0.86
29:BF:102:LEU:HD21	29:BF:106:GLU:HB3	1.58	0.86
29:BF:102:LEU:HD23	29:BF:106:GLU:CD	1.95	0.86
30:BG:88:LEU:N	30:BG:89:PRO:CD	2.38	0.86
35:BP:114:VAL:HG11	35:BP:133:VAL:HA	1.57	0.86
36:BQ:31:PHE:CD2	36:BQ:85:ILE:O	2.28	0.86
44:BU:89:ASP:CB	45:BV:51:ALA:HB3	2.03	0.86
44:BU:92:ARG:CA	44:BU:95:LEU:CG	2.52	0.86
41:BY:49:GLU:OE2	41:BY:97:ARG:NH1	0.72	0.86
1:AA:1073:U:N3	1:AA:1074:G:N7	2.22	0.86
48:B0:36:ILE:O	48:B0:37:LEU:HD23	1.75	0.86
48:B0:38:VAL:HA	48:B0:40:GLN:NE2	1.89	0.86
46:B2:24:LYS:HA	46:B2:27:LEU:HD12	1.56	0.86
46:B2:7:GLU:OE1	46:B2:8:ILE:HG13	1.74	0.86
50:B5:34:PRO:HG2	50:B5:36:CYS:SG	2.14	0.86
26:BA:1620:G:C1'	52:B7:1:MET:H3	1.77	0.86
52:B7:30:ILE:HA	52:B7:33:ARG:HD2	0.94	0.86
26:BA:1240:U:H3'	26:BA:1241:A:H8	1.38	0.86
26:BA:2446:G:H21	26:BA:2501:C:H41	1.16	0.86
26:BA:2561:A:C5	26:BA:2562:U:C6	2.64	0.86
26:BA:2564:A:C2'	26:BA:2565:A:H8	1.84	0.86
26:BA:25:U:H5'	39:BW:79:GLY:HA3	1.55	0.86
26:BA:2652:C:C6	26:BA:2653:U:H5	1.83	0.86
27:BD:208:GLY:C	27:BD:210:LYS:HG2	1.96	0.86
30:BG:49:PRO:CB	30:BG:72:LYS:H	1.87	0.86
26:BA:2749:A:C1'	31:BH:62:ALA:HB2	2.05	0.86
32:BI:102:LEU:HD12	32:BI:103:GLN:CA	2.05	0.86
32:BI:13:GLY:CA	32:BI:15:LYS:CE	2.53	0.86
55:BK:121:LEU:CB	55:BK:125:MET:HE3	2.06	0.86
36:BQ:36:ASN:C	36:BQ:41:THR:HB	1.95	0.86
37:BS:110:THR:HG22	37:BS:115:VAL:HG23	1.56	0.86
44:BU:27:SER:O	44:BU:29:SER:CB	2.24	0.86
44:BU:6:THR:O	44:BU:9:VAL:CG2	2.23	0.86
39:BW:104:THR:C	39:BW:105:VAL:HG13	1.90	0.86
1:AA:585:G:O2'	1:AA:879:C:H5''	1.75	0.86
7:AD:127:THR:HB	7:AD:147:ALA:HB3	1.58	0.86
7:AD:14:ARG:HD2	7:AD:66:ARG:HH12	1.40	0.86
3:AW:9:A:C6	3:AW:45:G:C6	2.63	0.86
48:B0:49:GLN:O	48:B0:73:GLY:HA3	1.76	0.86

*Continued on next page...*



*Continued from previous page...*

Atom-1	Atom-2	Interatomic distance (Å)	Clash overlap (Å)
26:BA:1287:A:C5'	43:BR:104:ARG:CD	2.53	0.86
26:BA:1:G:H1	26:BA:2902:C:H42	1.10	0.86
26:BA:2484:G:H2'	26:BA:2485:G:O5'	1.75	0.86
26:BA:2517:C:O2'	26:BA:2518:A:O5'	1.87	0.86
26:BA:2536:G:C6	26:BA:2537:U:N3	2.43	0.86
26:BA:2589:A:C6	26:BA:2590:A:N7	2.42	0.86
26:BA:2648:C:H2'	26:BA:2649:U:H5'	1.56	0.86
25:BB:56:G:H4'	25:BB:57:A:H5''	1.58	0.86
27:BD:208:GLY:HA2	27:BD:210:LYS:HZ3	0.71	0.86
33:BN:15:ARG:CG	33:BN:43:ARG:HD2	2.05	0.86
37:BS:40:ASN:HA	37:BS:114:LYS:HZ2	1.35	0.86
45:BV:3:ALA:C	45:BV:12:TYR:OH	2.08	0.86
45:BV:35:LEU:H	45:BV:60:VAL:CG1	1.89	0.86
39:BW:19:LEU:HD13	50:B5:25:LEU:CG	2.06	0.86
40:BX:9:HIS:ND1	40:BX:27:ALA:N	2.24	0.86
42:BZ:67:LYS:HA	42:BZ:67:LYS:CE	2.05	0.86
49:B4:41:PRO:HG2	49:B4:57:ASP:HB2	1.58	0.86
49:B4:46:GLU:O	49:B4:47:GLU:HG3	0.69	0.86
26:BA:1669:A:C5'	26:BA:2550:G:OP1	2.24	0.86
26:BA:2187:G:H2'	26:BA:2188:C:O4'	1.75	0.86
26:BA:2395:C:H3'	26:BA:2395:C:C6	2.09	0.86
26:BA:2432:A:C2'	26:BA:2432:A:N3	2.37	0.86
26:BA:2471:C:H2'	26:BA:2472:G:O5'	1.75	0.86
26:BA:2558:C:N3	26:BA:2559:C:C4	2.43	0.86
26:BA:2718:G:C2'	26:BA:2719:G:H8	1.87	0.86
26:BA:2801:A:C2	26:BA:2895:U:H1'	2.10	0.86
27:BD:131:LEU:CD1	27:BD:183:ILE:HG22	2.06	0.86
28:BE:304:ASP:O	28:BE:307:LEU:CG	2.23	0.86
29:BF:38:ALA:O	29:BF:39:GLN:C	2.14	0.86
29:BF:81:PRO:CA	29:BF:87:ARG:CB	2.53	0.86
33:BN:47:THR:OG1	33:BN:53:ILE:CD1	2.23	0.86
34:BO:75:SER:C	34:BO:76:TYR:HD1	1.78	0.86
43:BR:93:GLY:C	43:BR:95:THR:H	1.79	0.86
37:BS:17:ARG:C	37:BS:17:ARG:CD	2.43	0.86
38:BT:6:CYS:HB3	38:BT:9:CYS:O	1.76	0.86
44:BU:44:THR:HG21	45:BV:78:VAL:CG1	2.04	0.86
45:BV:61:VAL:C	45:BV:98:ILE:CD1	2.43	0.86
41:BY:108:ARG:O	41:BY:112:LEU:HD23	1.73	0.86
41:BY:46:ASP:HA	41:BY:102:ASP:CG	1.94	0.86
42:BZ:129:ARG:NE	42:BZ:129:ARG:HA	1.90	0.86
1:AA:409:G:H5''	7:AD:25:ARG:CG	2.06	0.86

*Continued on next page...*



*Continued from previous page...*

Atom-1	Atom-2	Interatomic distance (Å)	Clash overlap (Å)
7:AD:22:LYS:O	7:AD:113:SER:HB3	1.76	0.86
48:B0:37:LEU:CG	48:B0:68:VAL:HG12	2.06	0.86
49:B4:23:GLU:O	49:B4:25:MET:N	2.08	0.86
53:B8:26:LYS:HG3	53:B8:45:GLY:CA	2.03	0.86
53:B8:38:GLY:O	53:B8:40:GLU:N	2.09	0.86
26:BA:1031:G:C5'	54:B9:8:LYS:HD3	2.04	0.86
26:BA:1780:A:H3'	26:BA:1781:C:C5'	2.05	0.86
26:BA:2425:A:HO2'	26:BA:2426:A:P	1.98	0.86
26:BA:825:C:O3'	26:BA:2428:G:N7	2.09	0.86
26:BA:2457:U:H2'	26:BA:2458:G:C5'	2.05	0.86
26:BA:2722:G:C4	26:BA:2723:C:C5	2.63	0.86
26:BA:2739:U:H2'	26:BA:2740:A:H5''	1.46	0.86
26:BA:2752:C:O2	26:BA:2752:C:H2'	1.73	0.86
26:BA:2768:C:C2	26:BA:2769:C:H6	1.86	0.86
25:BB:50:G:OP1	37:BS:74:PRO:HB2	1.76	0.86
28:BE:268:LEU:CD2	28:BE:295:LEU:O	2.23	0.86
32:BI:114:LYS:HD2	32:BI:132:LYS:O	1.76	0.86
33:BN:94:GLY:O	33:BN:98:PHE:CD1	2.29	0.86
36:BQ:11:LYS:HD2	36:BQ:91:HIS:CD2	2.09	0.86
36:BQ:65:ARG:CZ	36:BQ:122:PHE:HE2	1.88	0.86
36:BQ:58:HIS:CG	36:BQ:59:ASN:N	2.42	0.86
36:BQ:59:ASN:CG	36:BQ:60:ALA:H	1.75	0.86
36:BQ:65:ARG:HH21	36:BQ:85:ILE:CB	1.89	0.86
40:BX:34:LYS:O	40:BX:35:GLY:O	1.91	0.86
42:BZ:57:GLU:C	42:BZ:59:GLY:H	1.76	0.86
1:AA:403:C:N4	1:AA:547:A:C5'	2.38	0.86
47:B3:16:PRO:HB2	47:B3:19:GLN:OE1	1.75	0.86
52:B7:21:ARG:NH2	52:B7:43:THR:CB	2.38	0.86
26:BA:1022:G:O6	33:BN:47:THR:HB	1.75	0.86
26:BA:1364:G:H8	26:BA:1364:G:H5'	1.40	0.86
26:BA:2276:G:C2	26:BA:2277:G:C8	2.64	0.86
26:BA:2573:C:C4'	26:BA:2573:C:H6	1.88	0.86
26:BA:2642:G:HO2'	26:BA:2643:G:H5'	1.35	0.86
26:BA:2677:G:O2'	26:BA:2678:C:C5'	2.22	0.86
26:BA:2768:C:O2	26:BA:2769:C:C6	2.28	0.86
26:BA:872:A:O2'	36:BQ:31:PHE:CB	2.23	0.86
28:BE:235:ILE:HG23	28:BE:236:GLY:N	1.89	0.86
28:BE:43:GLY:O	28:BE:309:PRO:O	1.94	0.86
29:BF:219:ASN:H	29:BF:219:ASN:HD22	0.95	0.86
29:BF:84:VAL:C	29:BF:86:GLY:H	1.78	0.86
30:BG:19:GLU:OE1	30:BG:135:VAL:CA	2.23	0.86

*Continued on next page...*



*Continued from previous page...*

Atom-1	Atom-2	Interatomic distance (Å)	Clash overlap (Å)
36:BQ:118:ALA:O	36:BQ:119:ASN:HB3	1.75	0.86
36:BQ:85:ILE:CG2	36:BQ:122:PHE:CD2	2.54	0.86
44:BU:14:HIS:ND1	44:BU:36:PHE:CZ	2.23	0.86
39:BW:10:VAL:HG13	39:BW:46:PHE:CE2	2.10	0.86
40:BX:38:ALA:O	40:BX:39:ASP:C	2.14	0.86
42:BZ:41:ARG:O	42:BZ:44:ARG:HB2	1.75	0.86
46:B2:55:ARG:O	46:B2:58:THR:CB	2.23	0.86
47:B3:8:LEU:HB3	47:B3:32:GLN:CA	2.06	0.86
50:B5:50:GLY:HA2	50:B5:57:VAL:HB	1.57	0.86
26:BA:458:G:H2'	52:B7:40:HIS:CE1	2.10	0.86
26:BA:1081:U:H4'	55:BK:123:ALA:CB	2.06	0.86
26:BA:126:A:C6	52:B7:18:PHE:CD2	2.63	0.86
26:BA:2235:G:C4	26:BA:2236:C:C5	2.63	0.86
26:BA:2328:A:H2'	26:BA:2329:G:C8	2.08	0.86
26:BA:2394:C:C4	26:BA:2395:C:C4	2.63	0.86
26:BA:2469:A:N6	26:BA:2481:G:H1'	1.89	0.86
26:BA:2484:G:H21	26:BA:2485:G:C1'	1.84	0.86
26:BA:248:G:N2	26:BA:2431:U:O4'	2.09	0.86
26:BA:2494:G:N2	26:BA:2495:G:C4	2.44	0.86
26:BA:2509:G:C2'	26:BA:2510:C:C5'	2.52	0.86
26:BA:1953:A:H62	26:BA:2550:G:H4'	1.39	0.86
26:BA:2832:U:C1'	26:BA:2834:G:H21	1.86	0.86
26:BA:775:G:H2'	26:BA:794:G:N7	1.91	0.86
27:BD:104:ILE:HD12	27:BD:104:ILE:H	1.34	0.86
32:BI:94:THR:HG22	32:BI:97:GLN:HG3	1.58	0.86
55:BK:129:GLU:O	55:BK:133:LYS:CG	2.22	0.86
43:BR:43:GLU:OE2	43:BR:43:GLU:N	2.08	0.86
37:BS:89:GLY:O	37:BS:93:GLN:HG3	1.76	0.86
45:BV:33:VAL:CB	45:BV:63:HIS:CG	2.58	0.86
36:BQ:36:ASN:HB2	42:BZ:114:ASP:O	1.75	0.86
42:BZ:39:PHE:HD2	42:BZ:39:PHE:H	0.87	0.86
1:AA:1189:C:O2'	6:AC:176:HIS:CD2	2.29	0.86
13:AJ:46:ARG:HH11	17:AN:59:ALA:HB1	1.41	0.86
1:AA:277:C:OP1	20:AQ:41:LYS:HD2	1.76	0.86
1:AA:1221:G:C5'	22:AS:36:ARG:NH1	2.36	0.86
49:B4:58:LYS:CD	49:B4:62:ARG:HH21	1.89	0.86
50:B5:11:THR:HB	50:B5:16:ARG:HE	1.40	0.86
26:BA:1081:U:H1'	55:BK:117:ASN:HD22	1.41	0.86
26:BA:1157:G:O2'	47:B3:31:LEU:HD13	1.76	0.86
26:BA:1274:A:C6	26:BA:1302:A:H2	1.93	0.86
26:BA:2416:C:O2	26:BA:2417:C:C6	2.29	0.86

*Continued on next page...*



*Continued from previous page...*

Atom-1	Atom-2	Interatomic distance (Å)	Clash overlap (Å)
26:BA:2416:C:O2'	26:BA:2417:C:H5''	1.76	0.86
26:BA:2061:G:C8	26:BA:2501:C:H1'	2.10	0.86
26:BA:2768:C:H2'	26:BA:2769:C:O5'	1.75	0.86
26:BA:2836:U:C2	26:BA:2883:A:C6	2.64	0.86
27:BD:140:VAL:CG1	27:BD:141:HIS:H	1.88	0.86
27:BD:160:SER:O	27:BD:176:ALA:HB2	1.74	0.86
29:BF:214:THR:H	29:BF:218:VAL:CG2	1.89	0.86
30:BG:22:VAL:HB	30:BG:24:HIS:CE1	2.10	0.86
31:BH:101:LYS:HZ1	31:BH:115:GLU:CB	1.85	0.86
32:BI:68:LEU:HD11	32:BI:108:LEU:HD21	1.58	0.86
55:BK:106:GLU:C	55:BK:110:LYS:HE3	1.95	0.86
55:BK:106:GLU:O	55:BK:110:LYS:CG	2.24	0.86
33:BN:42:GLU:C	33:BN:132:LEU:O	2.14	0.86
35:BP:124:ASP:O	35:BP:125:PHE:CG	2.28	0.86
36:BQ:57:ARG:C	36:BQ:61:LEU:CD2	2.44	0.86
44:BU:28:ARG:CA	44:BU:31:GLN:HG3	2.05	0.86
44:BU:33:ARG:HB2	44:BU:33:ARG:HH11	1.28	0.86
41:BY:32:ARG:O	41:BY:33:GLU:C	2.14	0.86
41:BY:66:ASP:O	41:BY:67:LEU:C	2.14	0.86
42:BZ:37:LYS:C	42:BZ:41:ARG:NH1	2.28	0.86
1:AA:495:U:H2'	1:AA:496:A:H5'	1.58	0.85
1:AA:986:A:H2	22:AS:52:TYR:CE2	1.90	0.85
20:AQ:8:GLY:HA3	20:AQ:22:LEU:O	1.75	0.85
48:B0:44:LYS:O	48:B0:45:PHE:CD1	2.28	0.85
46:B2:61:GLY:O	46:B2:64:GLY:N	2.08	0.85
46:B2:4:HIS:H	46:B2:8:ILE:HD11	1.40	0.85
52:B7:24:THR:HG21	52:B7:27:GLY:HA3	1.57	0.85
26:BA:1006:C:H4'	33:BN:28:GLU:OE2	1.75	0.85
26:BA:1613:G:H3'	26:BA:1614:A:H5'	1.56	0.85
26:BA:1666:G:N2	26:BA:1669:A:H62	1.74	0.85
26:BA:2324:C:O2'	26:BA:2325:G:OP1	1.94	0.85
26:BA:2416:C:H2'	26:BA:2417:C:H5'	1.58	0.85
26:BA:2584:U:C2'	26:BA:2585:U:C5	2.55	0.85
26:BA:2049:G:C6	26:BA:2620:C:N4	2.43	0.85
26:BA:2768:C:O2'	26:BA:2769:C:C5'	2.23	0.85
26:BA:2853:C:H3'	26:BA:2853:C:H6	1.40	0.85
26:BA:452:G:P	29:BF:55:ARG:NH2	2.41	0.85
27:BD:131:LEU:HD11	27:BD:183:ILE:HG22	1.57	0.85
28:BE:105:HIS:HB2	28:BE:108:LEU:HG	1.56	0.85
28:BE:265:ASN:HD22	28:BE:265:ASN:C	1.78	0.85
26:BA:2636:U:O2'	28:BE:84:ARG:NH1	2.09	0.85

*Continued on next page...*



*Continued from previous page...*

Atom-1	Atom-2	Interatomic distance (Å)	Clash overlap (Å)
29:BF:52:ALA:HA	29:BF:55:ARG:CG	2.05	0.85
32:BI:24:GLY:HA2	32:BI:27:ASN:HB3	1.57	0.85
32:BI:43:ASN:N	32:BI:43:ASN:ND2	2.22	0.85
33:BN:25:GLN:O	33:BN:26:VAL:C	2.11	0.85
33:BN:46:ILE:HG13	33:BN:132:LEU:HD13	1.57	0.85
35:BP:67:ARG:HE	35:BP:67:ARG:N	1.73	0.85
36:BQ:15:THR:O	36:BQ:16:ARG:HG3	1.75	0.85
36:BQ:58:HIS:O	36:BQ:61:LEU:CG	2.20	0.85
39:BW:32:ALA:HB2	39:BW:35:ILE:CD1	2.05	0.85
40:BX:9:HIS:CE1	40:BX:27:ALA:CB	2.59	0.85
41:BY:103:LEU:HD11	41:BY:113:GLU:HB3	1.58	0.85
42:BZ:172:LEU:HG	42:BZ:173:PRO:CD	2.02	0.85
42:BZ:48:THR:HG22	42:BZ:48:THR:O	1.75	0.85
1:AA:60:A:O3'	1:AA:61:G:P	2.34	0.85
49:B4:6:HIS:CB	49:B4:56:VAL:CG2	2.51	0.85
51:B6:37:LEU:HD21	51:B6:51:ARG:HG2	0.86	0.85
26:BA:1665:A:C4'	34:BO:66:LYS:CE	2.44	0.85
26:BA:1819:A:H5''	27:BD:157:ALA:HB2	1.55	0.85
26:BA:2078:C:H4'	26:BA:2434:A:H5'	1.56	0.85
26:BA:2198:A:H5'	26:BA:2199:A:OP2	1.75	0.85
26:BA:2209:C:H42	26:BA:2215:G:H1	0.88	0.85
26:BA:2311:A:O2'	26:BA:2312:U:O5'	1.94	0.85
26:BA:2330:G:C2	26:BA:2331:G:C4	2.65	0.85
26:BA:2530:A:H2'	26:BA:2531:A:C5'	2.05	0.85
26:BA:2698:U:N3	26:BA:2699:C:C5	2.43	0.85
26:BA:2854:G:C6	26:BA:2864:G:O6	2.29	0.85
28:BE:44:TYR:CD1	28:BE:309:PRO:CD	2.58	0.85
29:BF:149:LYS:HB2	29:BF:152:GLU:HG3	1.58	0.85
29:BF:168:ARG:NH1	29:BF:209:GLY:CA	2.37	0.85
31:BH:110:HIS:O	31:BH:111:PRO:O	1.92	0.85
33:BN:103:VAL:HG12	33:BN:104:TYR:H	1.41	0.85
33:BN:49:ARG:O	33:BN:53:ILE:HB	1.76	0.85
43:BR:46:GLY:O	43:BR:49:ASP:CB	2.24	0.85
43:BR:77:ARG:O	43:BR:81:ASP:OD1	1.93	0.85
40:BX:57:THR:HB	40:BX:59:ASP:OD2	1.76	0.85
41:BY:101:LEU:HD21	41:BY:112:LEU:CG	2.06	0.85
42:BZ:39:PHE:O	42:BZ:43:PHE:HB2	1.75	0.85
1:AA:409:G:C5'	7:AD:25:ARG:CB	2.03	0.85
7:AD:15:GLU:CD	7:AD:63:LYS:HB3	1.96	0.85
46:B2:20:LEU:O	46:B2:21:ASP:O	1.95	0.85
26:BA:932:G:P	47:B3:29:ARG:HH21	1.98	0.85

*Continued on next page...*



*Continued from previous page...*

Atom-1	Atom-2	Interatomic distance (Å)	Clash overlap (Å)
26:BA:1791:A:O2'	27:BD:204:PHE:HB2	1.74	0.85
26:BA:1817:G:OP1	27:BD:63:ILE:HD11	1.75	0.85
26:BA:2096:U:H3	26:BA:2193:G:H1	1.24	0.85
26:BA:2227:A:H8	26:BA:2227:A:O5'	1.59	0.85
26:BA:2547:U:C6	26:BA:2566:A:C2	2.64	0.85
26:BA:2051:A:H2	26:BA:2618:G:C6	1.93	0.85
26:BA:2689:U:O2	26:BA:2713:A:OP2	1.95	0.85
26:BA:2785:C:C2'	26:BA:2786:U:C5	2.55	0.85
26:BA:2839:G:H2'	26:BA:2840:C:H6	1.41	0.85
26:BA:573:G:H3'	26:BA:574:C:H5''	1.59	0.85
26:BA:58:G:H2'	26:BA:73:A:N6	1.90	0.85
26:BA:856:C:O2'	48:B0:24:LYS:CD	2.24	0.85
27:BD:162:GLN:N	27:BD:162:GLN:CD	2.29	0.85
26:BA:1568:G:C5'	27:BD:60:GLN:HG2	2.06	0.85
28:BE:225:LYS:O	28:BE:229:GLN:NE2	2.09	0.85
29:BF:103:ASN:HB2	29:BF:106:GLU:CD	1.94	0.85
29:BF:6:TYR:CE2	29:BF:140:VAL:CG2	2.60	0.85
29:BF:196:THR:CG2	29:BF:236:THR:HG21	2.06	0.85
26:BA:2313:C:C4'	30:BG:72:LYS:HG3	2.05	0.85
32:BI:121:ILE:HD12	32:BI:121:ILE:H	1.40	0.85
32:BI:23:ASP:HB2	32:BI:25:TYR:CE2	2.11	0.85
33:BN:51:GLU:C	33:BN:53:ILE:H	1.77	0.85
34:BO:101:PRO:O	34:BO:102:VAL:HG22	1.75	0.85
34:BO:24:VAL:HG11	34:BO:32:TYR:O	1.76	0.85
34:BO:8:LEU:HB2	34:BO:83:ALA:CA	2.06	0.85
35:BP:120:LEU:HD11	35:BP:122:ALA:HB2	1.57	0.85
36:BQ:76:GLY:HA3	36:BQ:132:VAL:CG1	2.02	0.85
39:BW:66:GLU:CG	39:BW:67:ASP:N	2.39	0.85
1:AA:971:G:N2	1:AA:1363:A:OP2	2.09	0.85
1:AA:509:A:C8	7:AD:54:TYR:CE2	2.63	0.85
2:AV:73:A:H5''	2:AV:74:C:P	2.16	0.85
48:B0:37:LEU:CB	48:B0:69:PHE:HD2	1.70	0.85
46:B2:20:LEU:HD13	46:B2:20:LEU:O	1.76	0.85
53:B8:26:LYS:HZ2	53:B8:44:LYS:N	1.73	0.85
53:B8:7:HIS:O	53:B8:8:LYS:O	1.94	0.85
26:BA:2246:G:N2	26:BA:2247:A:C4	2.44	0.85
26:BA:2298:A:N9	26:BA:2321:G:N2	2.23	0.85
26:BA:2395:C:O3'	49:B4:28:ARG:HD2	1.76	0.85
26:BA:2573:C:C6	26:BA:2573:C:C4'	2.59	0.85
26:BA:2774:C:C2	26:BA:2775:A:C8	2.63	0.85
28:BE:210:THR:HA	28:BE:216:ARG:HH22	1.03	0.85

*Continued on next page...*



*Continued from previous page...*

Atom-1	Atom-2	Interatomic distance (Å)	Clash overlap (Å)
26:BA:2317:C:H5''	30:BG:150:SER:HA	1.55	0.85
30:BG:21:VAL:HG11	30:BG:132:VAL:CG2	2.04	0.85
30:BG:38:GLU:HA	30:BG:41:LEU:HG	1.55	0.85
30:BG:77:ASP:N	30:BG:77:ASP:OD1	2.06	0.85
33:BN:19:MET:HB3	33:BN:46:ILE:HD13	1.57	0.85
34:BO:65:THR:OG1	34:BO:67:ARG:HG2	1.76	0.85
37:BS:47:LEU:CD1	37:BS:58:LEU:HD21	2.06	0.85
37:BS:62:HIS:HB2	37:BS:65:ASP:CG	1.97	0.85
39:BW:32:ALA:O	39:BW:35:ILE:N	2.09	0.85
42:BZ:25:ASN:OD1	42:BZ:26:LYS:N	2.08	0.85
48:B0:61:ALA:CB	48:B0:80:SER:O	2.23	0.85
48:B0:80:SER:OG	48:B0:84:ALA:CB	2.25	0.85
46:B2:52:ALA:C	46:B2:56:ILE:CG1	2.35	0.85
49:B4:41:PRO:CB	49:B4:57:ASP:OD2	2.21	0.85
52:B7:30:ILE:HA	52:B7:33:ARG:HG3	1.57	0.85
26:BA:1669:A:O3'	26:BA:2550:G:P	2.33	0.85
26:BA:2077:A:N7	26:BA:2238:G:O6	2.10	0.85
26:BA:2255:G:C2	26:BA:2256:G:C1'	2.59	0.85
26:BA:965:C:H1'	26:BA:2273:A:C2	2.10	0.85
26:BA:2437:U:H5'	26:BA:2598:A:H2	1.14	0.85
26:BA:2523:G:N1	26:BA:2541:A:C2	2.45	0.85
26:BA:2532:G:C8	26:BA:2532:G:C5'	2.59	0.85
26:BA:2785:C:H2'	26:BA:2786:U:H6	1.41	0.85
26:BA:2826:A:C5	26:BA:2827:C:H6	1.76	0.85
28:BE:205:THR:HG22	28:BE:259:HIS:CB	1.95	0.85
29:BF:102:LEU:CD2	29:BF:103:ASN:N	2.40	0.85
29:BF:235:PHE:HB3	29:BF:239:ALA:CB	2.06	0.85
29:BF:6:TYR:CE1	29:BF:139:VAL:CB	2.57	0.85
33:BN:15:ARG:HG2	33:BN:43:ARG:HB3	1.56	0.85
33:BN:46:ILE:O	33:BN:47:THR:O	1.94	0.85
36:BQ:41:THR:CG2	36:BQ:126:VAL:CA	2.55	0.85
36:BQ:89:PRO:O	36:BQ:90:PHE:CE1	2.30	0.85
43:BR:100:LEU:CD2	43:BR:112:ALA:HA	2.05	0.85
43:BR:39:PRO:O	43:BR:41:ALA:N	2.08	0.85
43:BR:39:PRO:O	43:BR:42:LYS:N	2.10	0.85
39:BW:8:ARG:HD2	39:BW:9:TYR:HD1	1.38	0.85
42:BZ:92:VAL:HA	42:BZ:124:ALA:CB	2.06	0.85
42:BZ:24:TYR:N	42:BZ:83:PHE:O	2.09	0.85
1:AA:22:G:H1'	1:AA:914:A:N6	1.91	0.85
26:BA:849:A:H2	47:B3:21:ALA:HB1	1.02	0.85
52:B7:7:PRO:C	52:B7:8:ASN:ND2	2.29	0.85

*Continued on next page...*



*Continued from previous page...*

Atom-1	Atom-2	Interatomic distance (Å)	Clash overlap (Å)
54:B9:24:LEU:HD22	54:B9:35:ARG:CG	2.06	0.85
26:BA:1789:A:OP1	27:BD:226:GLY:CA	2.23	0.85
26:BA:2225:A:C5'	26:BA:2226:C:H5''	1.94	0.85
26:BA:2286:A:C4'	26:BA:2287:A:O4'	2.24	0.85
26:BA:2311:A:H2'	26:BA:2312:U:C6	2.10	0.85
26:BA:2304:G:H1	26:BA:2312:U:H3	1.19	0.85
26:BA:2445:G:O2'	26:BA:2446:G:C5'	2.24	0.85
26:BA:2450:A:H5''	26:BA:2497:A:H62	1.04	0.85
26:BA:2592:G:C2	26:BA:2603:G:C6	2.63	0.85
26:BA:2662:A:H2'	26:BA:2663:G:H5'	1.56	0.85
25:BB:12:C:N3	37:BS:10:MET:HE3	1.92	0.85
27:BD:154:VAL:HG21	27:BD:160:SER:HA	1.56	0.85
28:BE:45:LYS:CE	28:BE:303:PRO:CD	2.55	0.85
30:BG:97:GLN:HB3	30:BG:106:PHE:CE2	2.10	0.85
30:BG:49:PRO:HG3	30:BG:73:VAL:HG23	1.57	0.85
32:BI:115:ILE:HA	32:BI:131:VAL:HA	1.58	0.85
26:BA:2485:G:C5'	36:BQ:144:THR:CG2	2.41	0.85
25:BB:9:G:OP1	37:BS:37:ARG:NH2	2.10	0.85
42:BZ:85:MET:O	42:BZ:86:VAL:CG2	2.23	0.85
26:BA:2364:C:C5'	48:B0:38:VAL:HG12	2.02	0.85
51:B6:19:GLY:CA	51:B6:44:ALA:HB3	2.06	0.85
26:BA:1024:G:N7	26:BA:1025:G:C8	2.44	0.85
26:BA:1031:G:H5'	54:B9:8:LYS:HD3	1.56	0.85
26:BA:2252:G:O6	26:BA:2253:G:O6	1.93	0.85
26:BA:2276:G:OP2	36:BQ:104:PRO:CD	2.25	0.85
26:BA:2313:C:C5'	30:BG:51:ARG:HH11	1.90	0.85
26:BA:2334:G:N3	37:BS:20:TYR:OH	2.10	0.85
26:BA:2397:G:N1	26:BA:2420:C:C2	2.42	0.85
26:BA:2531:A:C2'	26:BA:2532:G:H5''	2.03	0.85
26:BA:2574:G:C8	26:BA:2575:C:C5	2.55	0.85
28:BE:240:PRO:CB	28:BE:243:PRO:HG2	2.05	0.85
29:BF:93:LYS:CB	29:BF:96:LYS:HE3	2.07	0.85
2:AV:56:C:C1'	30:BG:56:ARG:CD	2.55	0.85
30:BG:64:ARG:CB	30:BG:67:ASP:OD2	2.24	0.85
31:BH:101:LYS:HZ1	31:BH:115:GLU:HG3	1.40	0.85
31:BH:44:VAL:HA	31:BH:49:ILE:HG22	0.90	0.85
26:BA:7:G:H5'	33:BN:6:PHE:CD2	2.11	0.85
35:BP:69:ILE:HG13	35:BP:70:ASP:H	0.70	0.85
36:BQ:72:VAL:HG21	36:BQ:83:PHE:HZ	1.42	0.85
43:BR:74:LYS:CA	43:BR:77:ARG:HH22	1.89	0.85
40:BX:14:ALA:CA	40:BX:17:ASP:OD2	2.19	0.85

*Continued on next page...*



*Continued from previous page...*

Atom-1	Atom-2	Interatomic distance (Å)	Clash overlap (Å)
40:BX:55:GLN:O	40:BX:63:LYS:N	2.09	0.85
42:BZ:37:LYS:CG	42:BZ:41:ARG:HH12	1.89	0.85
42:BZ:24:TYR:HD2	42:BZ:84:TYR:HD1	1.24	0.85
16:AM:91:ARG:NH2	16:AM:103:THR:HG21	1.91	0.85
46:B2:24:LYS:C	46:B2:26:GLU:OE2	2.15	0.85
46:B2:62:GLU:N	46:B2:62:GLU:OE1	2.09	0.85
26:BA:932:G:C5'	47:B3:29:ARG:HH22	1.86	0.85
52:B7:32:ALA:CA	52:B7:35:ARG:HG3	2.06	0.85
53:B8:23:MET:CE	53:B8:48:PHE:CD2	2.58	0.85
26:BA:2080:G:N1	26:BA:2241:A:C6	2.45	0.85
26:BA:2360:A:N7	26:BA:2361:A:N7	2.24	0.85
26:BA:2648:C:C4	26:BA:2649:U:C4	2.65	0.85
26:BA:2782:G:H2'	26:BA:2783:G:H5'	1.59	0.85
26:BA:2808:U:O2	26:BA:2892:A:N1	2.09	0.85
26:BA:321:G:H4'	29:BF:206:ASN:CB	2.06	0.85
26:BA:380:U:O2'	49:B4:15:ILE:CB	2.24	0.85
26:BA:774:A:H1'	26:BA:775:G:C8	2.12	0.85
27:BD:155:ARG:O	27:BD:157:ALA:N	2.09	0.85
28:BE:70:VAL:HG13	28:BE:296:VAL:CA	1.97	0.85
26:BA:2306:C:N4	30:BG:53:LYS:NZ	2.25	0.85
30:BG:56:ARG:HG2	30:BG:65:GLU:CB	1.97	0.85
31:BH:111:PRO:O	31:BH:112:VAL:HG22	1.77	0.85
32:BI:6:LEU:HB2	32:BI:36:ALA:CB	2.06	0.85
33:BN:12:VAL:CG1	33:BN:38:VAL:HG21	2.07	0.85
43:BR:36:THR:CG2	43:BR:40:LYS:HD3	2.04	0.85
37:BS:17:ARG:HD2	37:BS:18:THR:N	1.92	0.85
44:BU:42:ALA:O	44:BU:43:ALA:O	1.94	0.85
44:BU:74:MET:HE3	44:BU:78:THR:CG2	1.86	0.85
41:BY:71:VAL:HG22	41:BY:93:THR:CB	2.07	0.85
2:AV:73:A:O3'	2:AV:74:C:OP2	1.94	0.85
26:BA:2045:C:N3	26:BA:2624:G:N3	2.24	0.85
26:BA:2259:G:N7	26:BA:2260:C:C5	2.44	0.85
26:BA:2313:C:OP1	30:BG:51:ARG:HB2	1.74	0.85
26:BA:2411:A:O2'	26:BA:2412:A:H8	1.59	0.85
26:BA:2494:G:C2	26:BA:2495:G:C5	2.65	0.85
26:BA:2525:G:N1	26:BA:2539:C:N4	2.24	0.85
26:BA:2731:G:H22	26:BA:2732:G:H21	1.22	0.85
26:BA:2783:G:C4	26:BA:2784:C:C5	2.65	0.85
26:BA:2827:C:O2	26:BA:2828:C:H6	1.50	0.85
26:BA:637:A:OP2	35:BP:110:GLY:N	2.09	0.85
26:BA:988:A:OP2	47:B3:11:SER:HB3	1.77	0.85

*Continued on next page...*



*Continued from previous page...*

Atom-1	Atom-2	Interatomic distance (Å)	Clash overlap (Å)
27:BD:145:LEU:N	27:BD:152:GLN:HB2	1.88	0.85
27:BD:66:PHE:HD2	27:BD:67:LYS:HD2	1.42	0.85
27:BD:80:ILE:CD1	27:BD:82:TYR:CE1	2.59	0.85
28:BE:269:ILE:CD1	28:BE:295:LEU:O	2.25	0.85
28:BE:308:VAL:HG12	28:BE:310:PHE:HE1	1.40	0.85
29:BF:109:LEU:O	29:BF:112:ARG:HB2	1.76	0.85
30:BG:25:MET:SD	30:BG:129:ASP:HB3	2.16	0.85
34:BO:64:ARG:NH2	34:BO:100:GLY:CA	2.40	0.85
44:BU:99:ALA:HB2	44:BU:106:PHE:CE1	1.78	0.85
26:BA:993:G:O4'	45:BV:90:PHE:HE2	1.34	0.85
39:BW:67:ASP:CG	39:BW:68:ARG:N	2.24	0.85
1:AA:1268:A:C2	1:AA:1327:C:H1'	2.12	0.85
1:AA:559:A:H4'	1:AA:560:U:O5'	1.75	0.85
7:AD:3:ARG:CG	7:AD:118:ARG:NH1	2.39	0.85
48:B0:46:LYS:CG	48:B0:58:THR:H	1.90	0.85
51:B6:19:GLY:HA3	51:B6:42:PRO:HG2	1.53	0.85
26:BA:106:C:H2'	26:BA:107:C:H5''	1.59	0.85
26:BA:2268:A:C5'	26:BA:2269:A:OP2	2.25	0.85
26:BA:2309:A:H3'	26:BA:2310:A:C5'	2.07	0.85
26:BA:2333:A:H1'	26:BA:2335:A:C6	2.12	0.85
26:BA:31:C:H5''	26:BA:1239:G:OP1	1.75	0.85
27:BD:208:GLY:C	27:BD:211:HIS:NE2	2.30	0.85
28:BE:74:GLU:H	28:BE:74:GLU:CD	1.80	0.85
29:BF:5:ILE:HB	29:BF:14:GLY:C	1.95	0.85
31:BH:86:LEU:CD1	31:BH:86:LEU:C	2.39	0.85
32:BI:4:ILE:CB	32:BI:37:ILE:O	2.23	0.85
55:BK:37:GLU:CB	55:BK:41:ARG:HH12	1.59	0.85
34:BO:7:ARG:NH2	34:BO:44:LYS:HD2	1.92	0.85
26:BA:1665:A:C1'	34:BO:66:LYS:HZ3	1.90	0.85
44:BU:43:ALA:HB1	45:BV:75:LYS:CB	2.02	0.85
40:BX:7:HIS:ND1	40:BX:8:PRO:HD2	1.92	0.85
41:BY:71:VAL:CG2	41:BY:93:THR:N	2.39	0.85
42:BZ:34:LEU:HD13	42:BZ:35:ASP:H	1.42	0.85
1:AA:1308:U:C5'	16:AM:110:ARG:NH2	2.38	0.84
48:B0:22:GLY:O	48:B0:23:VAL:O	1.94	0.84
48:B0:43:THR:O	48:B0:64:ASP:CG	2.15	0.84
48:B0:43:THR:CG2	48:B0:75:GLY:N	2.40	0.84
26:BA:76:C:O2'	46:B2:55:ARG:CA	2.25	0.84
47:B3:31:LEU:CD2	47:B3:32:GLN:HB3	2.07	0.84
26:BA:1479:G:C2'	26:BA:1480:G:H8	1.89	0.84
26:BA:2411:A:HO2'	26:BA:2412:A:H8	0.87	0.84

*Continued on next page...*



*Continued from previous page...*

Atom-1	Atom-2	Interatomic distance (Å)	Clash overlap (Å)
26:BA:2044:C:C6	26:BA:2625:G:N2	2.45	0.84
26:BA:296:C:H6	26:BA:338:G:N2	1.75	0.84
26:BA:404:C:H4'	26:BA:405:U:H5'	1.56	0.84
26:BA:993:G:N2	44:BU:54:LYS:NZ	2.25	0.84
27:BD:175:LEU:HD11	27:BD:180:VAL:H	1.40	0.84
27:BD:181:ARG:CZ	27:BD:181:ARG:HB3	2.02	0.84
34:BO:31:ARG:CB	34:BO:32:TYR:CE1	2.60	0.84
35:BP:117:GLU:OE2	35:BP:136:ALA:CB	2.25	0.84
35:BP:62:ALA:CB	35:BP:105:TYR:HB2	2.06	0.84
36:BQ:35:ASN:CB	36:BQ:75:SER:HB2	2.07	0.84
43:BR:44:LEU:HD11	43:BR:48:VAL:HG21	1.56	0.84
43:BR:52:ILE:HG21	43:BR:94:TYR:CD1	2.12	0.84
37:BS:109:PRO:HA	37:BS:115:VAL:CG1	2.05	0.84
39:BW:36:LEU:HA	39:BW:39:THR:HG22	1.58	0.84
41:BY:47:THR:CG2	41:BY:100:ASP:HB2	2.07	0.84
42:BZ:107:GLU:OE2	42:BZ:141:MET:HG3	1.77	0.84
42:BZ:96:VAL:CG1	42:BZ:97:PRO:CD	2.55	0.84
1:AA:976:G:C4	1:AA:361(A):C:C4	2.65	0.84
48:B0:43:THR:O	48:B0:64:ASP:OD1	1.94	0.84
47:B3:40:THR:HG23	47:B3:43:ILE:HD13	0.85	0.84
52:B7:7:PRO:O	52:B7:8:ASN:ND2	2.10	0.84
26:BA:2309:A:C5'	26:BA:2310:A:C8	2.60	0.84
26:BA:2315:G:P	30:BG:20:LYS:HZ3	1.98	0.84
26:BA:2369:A:H2'	26:BA:2370:G:H8	1.42	0.84
26:BA:243:U:OP2	53:B8:7:HIS:NE2	2.08	0.84
26:BA:2060:A:O2'	26:BA:2502:G:C5'	2.24	0.84
26:BA:338:G:OP1	41:BY:21:LYS:HD2	1.76	0.84
26:BA:446:G:H5'	44:BU:5:LYS:HE3	1.59	0.84
26:BA:452:G:H3'	26:BA:453:C:H5''	1.59	0.84
28:BE:61:PRO:CA	28:BE:69:PRO:HA	2.06	0.84
28:BE:80:ALA:HB2	28:BE:187:HIS:NE2	1.92	0.84
26:BA:2304:G:H4'	30:BG:105:SER:O	1.77	0.84
30:BG:107:GLY:O	30:BG:129:ASP:N	2.10	0.84
26:BA:2314:C:H5''	30:BG:22:VAL:HG13	1.57	0.84
31:BH:130:ILE:HG22	31:BH:131:ILE:N	1.87	0.84
31:BH:82:TYR:CZ	31:BH:137:LYS:HB3	2.11	0.84
31:BH:155:PRO:HB2	31:BH:169:ARG:HG3	1.60	0.84
31:BH:8:ILE:HG22	31:BH:9:GLU:H	1.41	0.84
55:BK:92:PRO:CG	55:BK:134:SER:O	2.24	0.84
35:BP:77:ALA:HA	35:BP:81:VAL:CG1	2.07	0.84
38:BT:48:ASN:OD1	38:BT:49:LEU:N	2.10	0.84

*Continued on next page...*



*Continued from previous page...*

Atom-1	Atom-2	Interatomic distance (Å)	Clash overlap (Å)
45:BV:35:LEU:N	45:BV:60:VAL:CG1	2.40	0.84
40:BX:9:HIS:HE1	40:BX:27:ALA:HA	1.34	0.84
42:BZ:124:ALA:H	42:BZ:159:THR:HG21	1.42	0.84
42:BZ:39:PHE:O	42:BZ:43:PHE:CB	2.25	0.84
1:AA:60:A:N6	1:AA:107:G:HO2'	1.73	0.84
3:AW:74:C:P	49:B4:22:MET:HE3	2.16	0.84
51:B6:35:LEU:C	51:B6:36:GLU:HG3	1.98	0.84
26:BA:1840:G:H1	26:BA:1902:C:H42	1.24	0.84
26:BA:1937:A:H3'	26:BA:1938:A:H5''	1.59	0.84
26:BA:2236:C:C3'	26:BA:2237:G:C5'	2.54	0.84
26:BA:2264:C:C2'	26:BA:2265:U:O5'	2.23	0.84
26:BA:2331:G:H4'	48:B0:70:ILE:CB	2.06	0.84
28:BE:70:VAL:HG11	28:BE:295:LEU:CD2	2.07	0.84
28:BE:74:GLU:HB2	28:BE:293:TYR:HE2	1.40	0.84
29:BF:91:PRO:CB	29:BF:92:PRO:HD2	1.88	0.84
55:BK:79:LEU:HD22	55:BK:137:ILE:HD13	0.88	0.84
55:BK:25:GLY:CA	55:BK:35:ILE:HD13	2.07	0.84
55:BK:37:GLU:HA	55:BK:41:ARG:HH11	1.17	0.84
55:BK:42:PHE:HE2	55:BK:56:VAL:HG21	1.41	0.84
34:BO:71:ARG:O	34:BO:73:ASP:N	2.10	0.84
34:BO:77:ILE:HD11	34:BO:79:PHE:CD2	2.11	0.84
36:BQ:140:TYR:O	36:BQ:141:MET:C	2.16	0.84
36:BQ:57:ARG:CA	36:BQ:61:LEU:HD21	2.06	0.84
37:BS:9:PRO:HG2	37:BS:14:ARG:HB3	1.58	0.84
37:BS:91:ARG:O	37:BS:94:GLU:HG3	1.77	0.84
39:BW:70:TYR:CD2	39:BW:71:VAL:N	2.45	0.84
40:BX:30:ASP:O	40:BX:31:ARG:O	1.94	0.84
47:B3:36:VAL:O	47:B3:37:LEU:HD23	1.77	0.84
51:B6:16:ALA:C	51:B6:18:THR:H	1.78	0.84
51:B6:37:LEU:CD2	51:B6:51:ARG:CA	2.53	0.84
52:B7:43:THR:HA	52:B7:46:ASP:OD1	1.77	0.84
26:BA:2332:U:O4'	26:BA:2336:A:N6	2.09	0.84
26:BA:2416:C:N3	26:BA:2417:C:C5	2.45	0.84
26:BA:1129:A:N3	26:BA:2570:G:H1'	1.92	0.84
26:BA:2603:G:C6	26:BA:2604:U:H5	1.94	0.84
26:BA:2693:A:N1	26:BA:2694:G:C5	2.45	0.84
26:BA:2729:G:C2	26:BA:2730:C:O2	2.29	0.84
26:BA:2813:A:O2'	26:BA:2814:C:C6	2.30	0.84
26:BA:2896:C:C3'	26:BA:2896:C:C6	2.60	0.84
26:BA:292:C:H2'	26:BA:293:U:H3	1.41	0.84
26:BA:95:G:O2'	46:B2:42:ASN:HB3	1.78	0.84

*Continued on next page...*



*Continued from previous page...*

Atom-1	Atom-2	Interatomic distance (Å)	Clash overlap (Å)
28:BE:222:ARG:HH11	28:BE:222:ARG:CG	1.88	0.84
28:BE:304:ASP:O	28:BE:307:LEU:HG	1.77	0.84
26:BA:2784:C:OP1	28:BE:95:PRO:CG	2.22	0.84
26:BA:38:A:C2	29:BF:46:TYR:OH	2.31	0.84
29:BF:52:ALA:CA	29:BF:55:ARG:CB	2.54	0.84
26:BA:2296:U:O4	30:BG:145:ASP:CG	2.15	0.84
30:BG:82:GLU:O	30:BG:85:GLN:HG3	1.77	0.84
31:BH:101:LYS:CG	31:BH:115:GLU:CB	2.54	0.84
31:BH:83:GLU:C	31:BH:83:GLU:CD	2.36	0.84
34:BO:113:LYS:O	34:BO:117:LEU:HD23	1.76	0.84
34:BO:17:ARG:NH2	34:BO:47:THR:C	2.30	0.84
35:BP:66:VAL:CG2	35:BP:109:LEU:O	2.15	0.84
36:BQ:48:ASN:O	36:BQ:121:ASP:CB	2.24	0.84
36:BQ:56:ILE:HG22	36:BQ:61:LEU:HD22	1.56	0.84
36:BQ:72:VAL:CG2	36:BQ:135:ALA:HB1	2.07	0.84
37:BS:34:LEU:CD1	37:BS:103:ASP:H	1.90	0.84
44:BU:28:ARG:HA	44:BU:31:GLN:CG	2.06	0.84
45:BV:49:GLU:HB3	45:BV:53:LYS:CD	2.07	0.84
45:BV:67:LYS:HE3	45:BV:94:LYS:HD2	1.58	0.84
40:BX:24:LEU:O	40:BX:25:GLN:OE1	1.94	0.84
40:BX:45:TYR:OH	40:BX:75:GLN:OE1	1.95	0.84
41:BY:45:GLY:HA2	41:BY:62:VAL:HG11	0.90	0.84
1:AA:365:U:HO3'	1:AA:366:C:P	1.96	0.84
1:AA:1286:A:H2	24:AU:18:TYR:HH	1.20	0.84
48:B0:37:LEU:HB3	48:B0:69:PHE:CG	2.08	0.84
48:B0:24:LYS:CG	48:B0:56:ASP:CG	2.45	0.84
47:B3:26:LEU:HD21	47:B3:46:ASN:HD22	1.39	0.84
3:AW:75:C:H5	49:B4:28:ARG:H	1.25	0.84
50:B5:13:LYS:HD3	50:B5:14:SER:N	1.92	0.84
51:B6:45:LYS:O	51:B6:46:LYS:NZ	2.10	0.84
52:B7:8:ASN:O	52:B7:9:ASN:C	2.16	0.84
26:BA:104:U:O4	41:BY:17:HIS:CE1	2.30	0.84
26:BA:1162:G:O2'	45:BV:23:GLU:CD	2.16	0.84
26:BA:1223:C:C5	45:BV:87:ARG:NH2	2.44	0.84
26:BA:2283:C:C2	26:BA:2284:C:H1'	2.12	0.84
26:BA:2358:G:N3	26:BA:2358:G:H2'	1.91	0.84
26:BA:2428:G:O2'	26:BA:2429:G:C8	2.29	0.84
26:BA:2468:G:H22	26:BA:2481:G:C2'	1.90	0.84
26:BA:2537:U:H2'	26:BA:2538:C:C6	2.12	0.84
26:BA:270(O):U:C5	32:BI:53:LYS:NZ	2.45	0.84
26:BA:85:G:C5'	41:BY:65:VAL:HG12	2.07	0.84

*Continued on next page...*



*Continued from previous page...*

Atom-1	Atom-2	Interatomic distance (Å)	Clash overlap (Å)
27:BD:175:LEU:HD11	27:BD:180:VAL:CA	2.07	0.84
29:BF:153:VAL:CG1	29:BF:157:LEU:CD2	2.45	0.84
29:BF:223:LEU:O	29:BF:224:ALA:C	2.12	0.84
29:BF:240:LEU:HA	29:BF:243:VAL:HG23	1.60	0.84
31:BH:34:ARG:HD2	31:BH:36:PHE:CZ	2.12	0.84
32:BI:47:LEU:HD12	32:BI:48:GLU:H	1.38	0.84
32:BI:6:LEU:O	32:BI:6:LEU:HD13	1.76	0.84
55:BK:25:GLY:O	55:BK:35:ILE:CD1	2.26	0.84
55:BK:37:GLU:HB3	55:BK:41:ARG:CZ	2.06	0.84
55:BK:80:LYS:CG	55:BK:85:ILE:O	2.25	0.84
34:BO:17:ARG:HH21	34:BO:47:THR:HA	1.42	0.84
34:BO:7:ARG:NE	34:BO:44:LYS:HD2	1.91	0.84
34:BO:9:LYS:HD3	34:BO:81:GLU:OE2	1.78	0.84
35:BP:62:ALA:HB2	35:BP:104:ASP:O	1.78	0.84
35:BP:94:ARG:CB	35:BP:120:LEU:HD21	1.80	0.84
36:BQ:23:ILE:N	36:BQ:24:PRO:HD3	1.91	0.84
26:BA:18:C:C4'	44:BU:23:GLY:O	2.23	0.84
39:BW:32:ALA:CA	39:BW:35:ILE:HG13	2.08	0.84
39:BW:85:VAL:CG1	39:BW:95:ILE:CD1	2.56	0.84
41:BY:103:LEU:HA	41:BY:108:ARG:HB3	1.56	0.84
41:BY:74:VAL:CB	41:BY:77:VAL:HG23	2.07	0.84
42:BZ:113:VAL:HG23	42:BZ:174:PRO:HG3	1.58	0.84
42:BZ:19:ILE:N	42:BZ:36:ARG:HG3	1.91	0.84
1:AA:1315:U:OP2	22:AS:6:LYS:HD2	1.77	0.84
1:AA:1329:A:H4'	16:AM:24:GLY:O	1.78	0.84
3:AW:72:C:C2'	3:AW:73:A:C5'	2.55	0.84
50:B5:15:LYS:NZ	50:B5:15:LYS:HB2	1.93	0.84
52:B7:17:GLY:HA2	52:B7:44:VAL:HG21	1.15	0.84
53:B8:4:MET:CA	53:B8:5:LYS:HZ2	1.84	0.84
26:BA:1260:G:H5''	39:BW:83:LYS:HZ1	1.40	0.84
26:BA:2276:G:O2'	26:BA:2277:G:O5'	1.94	0.84
26:BA:2411:A:C2	26:BA:2412:A:C5	2.66	0.84
26:BA:2455:G:C2'	26:BA:2456:C:H5'	2.08	0.84
26:BA:2484:G:C2	26:BA:2485:G:C8	2.66	0.84
26:BA:2528:U:C5	26:BA:2530:A:C2	2.65	0.84
26:BA:2051:A:C5	26:BA:2614:A:N6	2.43	0.84
26:BA:2783:G:C5	26:BA:2784:C:C5	2.65	0.84
26:BA:2886:G:N2	26:BA:2887:U:N1	2.25	0.84
26:BA:2:G:C2	26:BA:2902:C:C2	2.64	0.84
26:BA:973:A:H2'	26:BA:974:G:H5''	1.56	0.84
27:BD:146:LYS:HB2	27:BD:149:ARG:HG3	1.59	0.84

*Continued on next page...*



*Continued from previous page...*

Atom-1	Atom-2	Interatomic distance (Å)	Clash overlap (Å)
28:BE:226:HIS:HA	28:BE:229:GLN:HG3	1.57	0.84
28:BE:44:TYR:N	28:BE:309:PRO:CG	2.24	0.84
30:BG:12:GLU:O	30:BG:12:GLU:CD	2.14	0.84
30:BG:140:ARG:O	30:BG:142:ALA:N	2.10	0.84
31:BH:83:GLU:OE1	31:BH:84:LYS:C	2.16	0.84
34:BO:52:VAL:O	34:BO:53:LYS:HB2	1.76	0.84
35:BP:117:GLU:OE2	35:BP:136:ALA:HB1	1.77	0.84
36:BQ:20:ILE:HG13	36:BQ:21:SER:H	1.38	0.84
43:BR:20:LEU:O	43:BR:21:TYR:C	2.16	0.84
43:BR:63:ARG:NH2	43:BR:77:ARG:CG	2.37	0.84
37:BS:24:LEU:HA	37:BS:33:ARG:HH22	1.42	0.84
44:BU:14:HIS:O	44:BU:15:LYS:C	2.10	0.84
44:BU:95:LEU:C	44:BU:98:ILE:HD13	1.96	0.84
42:BZ:35:ASP:H	42:BZ:39:PHE:HZ	1.22	0.84
6:AC:9:GLY:N	17:AN:49:HIS:O	2.10	0.84
46:B2:39:ALA:CB	46:B2:40:PRO:CD	2.53	0.84
46:B2:46:ILE:O	46:B2:47:LYS:O	1.96	0.84
26:BA:2077:A:C4	26:BA:2435:A:C8	2.65	0.84
26:BA:2411:A:N3	26:BA:2412:A:N7	2.26	0.84
26:BA:2532:G:H8	26:BA:2532:G:O5'	1.60	0.84
26:BA:2615:U:HO2'	26:BA:2616:C:H5'	1.38	0.84
26:BA:2722:G:C2	26:BA:2723:C:C6	2.65	0.84
26:BA:2729:G:O2'	26:BA:2730:C:H5'	1.75	0.84
27:BD:213:LYS:CG	27:BD:215:LYS:CB	2.22	0.84
29:BF:106:GLU:O	29:BF:107:ARG:O	1.94	0.84
29:BF:33:LYS:HA	29:BF:36:ARG:CG	2.07	0.84
30:BG:73:VAL:O	30:BG:73:VAL:HG12	1.76	0.84
55:BK:26:PRO:O	55:BK:27:ALA:O	1.96	0.84
33:BN:46:ILE:HD11	33:BN:132:LEU:CD1	2.07	0.84
33:BN:46:ILE:HD11	33:BN:132:LEU:HD11	1.60	0.84
35:BP:113:GLN:HE21	35:BP:113:GLN:N	1.71	0.84
43:BR:113:LEU:CD1	43:BR:114:VAL:N	2.38	0.84
45:BV:4:ILE:CD1	45:BV:13:ARG:CD	2.52	0.84
39:BW:6:ILE:HA	39:BW:103:ILE:O	1.77	0.84
1:AA:1268:A:H4'	24:AU:20:LYS:HA	0.84	0.84
7:AD:31:CYS:O	7:AD:33:MET:N	2.09	0.84
1:AA:1123:A:O2'	13:AJ:38:ILE:HG22	1.78	0.84
16:AM:94:ARG:CA	16:AM:95:GLY:N	2.40	0.84
48:B0:24:LYS:HG3	48:B0:56:ASP:OD1	1.77	0.84
51:B6:46:LYS:CA	51:B6:46:LYS:NZ	2.12	0.84
26:BA:1546:C:C3'	26:BA:1547:C:OP1	2.23	0.84

*Continued on next page...*



*Continued from previous page...*

Atom-1	Atom-2	Interatomic distance (Å)	Clash overlap (Å)
26:BA:2847:U:OP2	26:BA:2847:U:H6	1.61	0.84
26:BA:617:G:OP1	29:BF:221:GLU:OE1	1.93	0.84
29:BF:223:LEU:C	29:BF:223:LEU:CD1	2.37	0.84
29:BF:241:ALA:O	29:BF:245:GLU:OE1	1.59	0.84
34:BO:2:ILE:HD12	34:BO:2:ILE:N	1.91	0.84
34:BO:35:ILE:CG2	34:BO:62:VAL:C	2.46	0.84
34:BO:68:GLY:CA	34:BO:78:ARG:NE	2.37	0.84
36:BQ:41:THR:HG21	36:BQ:126:VAL:N	1.93	0.84
36:BQ:85:ILE:HG22	36:BQ:122:PHE:CD1	2.10	0.84
37:BS:118:ILE:HG23	37:BS:119:GLN:H	1.43	0.84
37:BS:23:ARG:HH21	37:BS:35:VAL:HG21	1.39	0.84
26:BA:29:U:H4'	44:BU:11:ARG:HH12	0.67	0.84
44:BU:13:ARG:H	44:BU:13:ARG:CZ	1.90	0.84
41:BY:19:ARG:N	41:BY:21:LYS:HZ2	1.75	0.84
42:BZ:15:ASP:OD1	42:BZ:16:GLU:N	2.10	0.84
42:BZ:40:ASP:OD2	42:BZ:41:ARG:CZ	2.26	0.84
1:AA:1181:G:H4'	1:AA:1184:G:O4'	1.78	0.84
1:AA:406:G:C4'	7:AD:5:ILE:HG21	2.07	0.84
7:AD:3:ARG:NH2	7:AD:74:GLN:NE2	2.26	0.84
47:B3:3:ARG:CB	47:B3:60:GLU:HA	2.07	0.84
53:B8:8:LYS:O	53:B8:9:MET:C	2.14	0.84
26:BA:1140:C:OP1	33:BN:18:ILE:CG1	2.25	0.84
26:BA:2423:U:H1'	26:BA:2425:A:C4	2.12	0.84
26:BA:2504:U:C3'	26:BA:2504:U:C6	2.61	0.84
26:BA:2561:A:C6	26:BA:2562:U:C5	2.65	0.84
26:BA:2676:C:H3'	26:BA:2676:C:C6	2.13	0.84
26:BA:2839:G:C2	26:BA:2840:C:N1	2.45	0.84
27:BD:140:VAL:HG13	27:BD:190:THR:C	1.98	0.84
27:BD:75:GLY:O	27:BD:115:ILE:O	1.94	0.84
28:BE:225:LYS:C	28:BE:226:HIS:ND1	2.31	0.84
28:BE:256:THR:CA	28:BE:259:HIS:HE1	1.89	0.84
28:BE:71:THR:CG2	28:BE:299:SER:CA	2.55	0.84
29:BF:219:ASN:N	29:BF:219:ASN:ND2	2.14	0.84
31:BH:101:LYS:HZ1	31:BH:115:GLU:CG	1.90	0.84
2:AV:1:G:O5'	36:BQ:97:ASP:OD2	1.94	0.84
37:BS:114:LYS:O	37:BS:117:ALA:N	2.11	0.84
45:BV:40:VAL:CG1	45:BV:55:THR:CG2	2.56	0.84
39:BW:12:ILE:O	39:BW:14:PRO:CD	2.26	0.84
41:BY:101:LEU:CG	41:BY:103:LEU:HD11	2.07	0.84
41:BY:49:GLU:HG2	41:BY:59:GLU:CA	2.02	0.84
41:BY:49:GLU:CD	41:BY:97:ARG:HH12	1.60	0.84

*Continued on next page...*



*Continued from previous page...*

Atom-1	Atom-2	Interatomic distance (Å)	Clash overlap (Å)
42:BZ:147:ILE:O	42:BZ:168:VAL:CB	2.23	0.84
42:BZ:34:LEU:CD1	42:BZ:35:ASP:N	2.41	0.84
1:AA:1502:A:H2	1:AA:1505:G:H1	1.25	0.84
48:B0:38:VAL:CA	48:B0:40:GLN:HG3	2.08	0.84
48:B0:43:THR:CG2	48:B0:75:GLY:H	1.90	0.84
26:BA:1350:C:H42	26:BA:1381:G:H1	1.22	0.84
26:BA:2097:C:N3	26:BA:2192:G:N2	2.25	0.84
26:BA:2252:G:C8	26:BA:2252:G:H3'	2.13	0.84
2:AV:75:C:C2	26:BA:2252:G:N2	2.46	0.84
26:BA:2253:G:H2'	26:BA:2254:C:O5'	1.78	0.84
26:BA:2485:G:H2'	26:BA:2486:G:C5'	2.05	0.84
26:BA:2607:G:H2'	26:BA:2608:G:C5'	2.07	0.84
26:BA:2657:A:C8	26:BA:2658:C:C6	2.65	0.84
26:BA:2784:C:O2'	28:BE:98:GLU:O	1.95	0.84
26:BA:911:A:C6	36:BQ:16:ARG:CA	2.60	0.84
26:BA:957:A:OP1	36:BQ:95:GLU:HB2	1.77	0.84
27:BD:141:HIS:HE1	27:BD:192:GLY:O	1.58	0.84
27:BD:211:HIS:ND1	27:BD:212:HIS:CD2	2.46	0.84
28:BE:199:ALA:CA	28:BE:312:ARG:O	2.24	0.84
28:BE:203:GLY:HA3	28:BE:303:PRO:HD3	1.58	0.84
28:BE:94:ARG:CB	28:BE:95:PRO:HD2	2.00	0.84
30:BG:93:LEU:HD22	30:BG:106:PHE:HD2	1.39	0.84
30:BG:25:MET:N	30:BG:129:ASP:OD2	2.10	0.84
26:BA:2314:C:C5'	30:BG:22:VAL:CG1	2.36	0.84
25:BB:42:C:H5'	30:BG:48:MET:HB2	1.59	0.84
32:BI:21:VAL:HG11	32:BI:30:LEU:HD11	1.57	0.84
33:BN:25:GLN:HA	33:BN:28:GLU:CB	2.07	0.84
36:BQ:56:ILE:HD11	36:BQ:115:SER:N	1.93	0.84
36:BQ:66:ASN:HB2	36:BQ:70:ARG:HH21	1.43	0.84
43:BR:101:ALA:O	50:B5:41:LEU:HD13	1.78	0.84
43:BR:100:LEU:CD2	43:BR:113:LEU:H	1.87	0.84
37:BS:81:ALA:CB	37:BS:117:ALA:HB1	2.07	0.84
37:BS:116:PHE:O	37:BS:119:GLN:HB2	1.78	0.84
37:BS:87:LEU:H	37:BS:87:LEU:CD2	1.90	0.84
44:BU:88:ILE:HB	45:BV:52:GLY:CA	2.08	0.84
40:BX:31:ARG:HE	40:BX:31:ARG:N	1.75	0.84
42:BZ:18:MET:CA	42:BZ:36:ARG:HG3	2.08	0.84
1:AA:463:A:P	19:AP:75:ARG:NH2	2.50	0.83
1:AA:815:A:H2	1:AA:1528:U:H1'	1.43	0.83
7:AD:23:GLY:CA	7:AD:112:VAL:O	2.25	0.83
48:B0:61:ALA:CB	48:B0:80:SER:HA	2.07	0.83

*Continued on next page...*



*Continued from previous page...*

Atom-1	Atom-2	Interatomic distance (Å)	Clash overlap (Å)
46:B2:50:ARG:HA	46:B2:53:ILE:HD12	1.60	0.83
47:B3:20:LYS:CD	47:B3:23:LEU:CD1	2.55	0.83
49:B4:6:HIS:HE1	49:B4:55:ARG:HB2	1.42	0.83
50:B5:57:VAL:HG12	50:B5:58:LEU:H	0.73	0.83
26:BA:2528:U:OP1	54:B9:30:VAL:CG1	2.26	0.83
26:BA:1350:C:N3	26:BA:1381:G:N2	2.24	0.83
26:BA:2309:A:C5'	26:BA:2310:A:OP2	2.24	0.83
26:BA:2314:C:O2'	26:BA:2315:G:C5'	2.26	0.83
26:BA:2539:C:H2'	26:BA:2540:C:O5'	1.78	0.83
26:BA:527:C:H6	26:BA:2779:U:C6	1.96	0.83
26:BA:910:A:N6	36:BQ:11:LYS:O	2.11	0.83
28:BE:295:LEU:HD23	28:BE:296:VAL:H	1.41	0.83
28:BE:267:ARG:CB	28:BE:297:LYS:HD2	2.08	0.83
29:BF:96:LYS:N	29:BF:98:ARG:CZ	2.41	0.83
31:BH:164:GLU:OE1	31:BH:164:GLU:CA	2.26	0.83
32:BI:121:ILE:O	32:BI:122:ARG:HB2	1.75	0.83
33:BN:136:SER:HA	33:BN:139:LEU:CD2	2.08	0.83
34:BO:26:GLY:HA3	34:BO:30:ARG:NH1	1.93	0.83
34:BO:35:ILE:CG2	34:BO:63:VAL:N	2.32	0.83
38:BT:53:ASP:C	38:BT:56:ARG:HE	1.81	0.83
39:BW:82:LEU:HD21	39:BW:98:LYS:O	1.76	0.83
41:BY:18:GLU:CB	41:BY:21:LYS:NZ	2.40	0.83
16:AM:92:HIS:CG	16:AM:98:VAL:HG21	2.12	0.83
1:AA:1014:A:C2	22:AS:34:TRP:CE2	2.66	0.83
52:B7:30:ILE:CA	52:B7:33:ARG:HG3	2.08	0.83
54:B9:7:VAL:HG11	54:B9:34:GLN:HG2	0.85	0.83
26:BA:1669:A:C1'	34:BO:4:GLN:OE1	2.24	0.83
26:BA:2185:C:H2'	26:BA:2186:G:H8	1.41	0.83
26:BA:2268:A:H5'	26:BA:2269:A:OP2	1.78	0.83
26:BA:2293:C:N3	26:BA:2339:G:O6	2.11	0.83
26:BA:2311:A:OP2	30:BG:55:LYS:CE	2.25	0.83
26:BA:2484:G:H2'	26:BA:2485:G:H5'	1.60	0.83
26:BA:2543:G:O2'	26:BA:2645:G:N7	2.11	0.83
26:BA:225:A:O2'	26:BA:257:A:H4'	1.76	0.83
26:BA:2648:C:H42	26:BA:2672:G:H1	1.25	0.83
26:BA:630(A):C:H3'	26:BA:1631:A:P	2.18	0.83
29:BF:210:ALA:O	29:BF:211:ASP:HB3	1.76	0.83
29:BF:215:ALA:HB2	29:BF:238:SER:C	1.98	0.83
30:BG:97:GLN:CD	30:BG:106:PHE:CD2	2.51	0.83
32:BI:9:VAL:O	32:BI:9:VAL:HG12	1.78	0.83
33:BN:21:ARG:HA	33:BN:24:SER:CB	2.08	0.83

*Continued on next page...*



*Continued from previous page...*

Atom-1	Atom-2	Interatomic distance (Å)	Clash overlap (Å)
36:BQ:20:ILE:CG1	36:BQ:21:SER:N	2.38	0.83
36:BQ:61:LEU:O	36:BQ:62:GLU:C	2.13	0.83
43:BR:61:HIS:HA	43:BR:64:ARG:HD3	0.89	0.83
37:BS:30:GLY:O	37:BS:31:LYS:CE	2.26	0.83
26:BA:1011:G:OP2	44:BU:75:ASN:HB3	1.79	0.83
45:BV:67:LYS:HD3	45:BV:70:TYR:CE1	2.13	0.83
41:BY:57:GLY:N	41:BY:97:ARG:NH2	2.26	0.83
1:AA:986:A:H4'	22:AS:55:LYS:HG3	1.58	0.83
1:AA:541:G:C4'	7:AD:42:GLN:HB2	2.04	0.83
47:B3:20:LYS:O	47:B3:23:LEU:N	2.11	0.83
49:B4:63:PHE:O	49:B4:65:ASP:N	2.11	0.83
26:BA:1782:C:O2	26:BA:2609:U:C1'	2.27	0.83
26:BA:2458:G:C8	26:BA:2490:G:N1	2.46	0.83
26:BA:2550:G:C4	26:BA:2551:C:C5	2.66	0.83
26:BA:2679:A:C5	26:BA:2680:C:C5	2.66	0.83
26:BA:2688:U:N3	26:BA:2719:G:C4	2.46	0.83
29:BF:52:ALA:HA	29:BF:55:ARG:HB3	1.57	0.83
30:BG:102:GLY:HA3	30:BG:134:LEU:HD12	0.85	0.83
30:BG:90:LEU:O	30:BG:92:GLU:OE2	1.95	0.83
31:BH:148:ARG:NH1	31:BH:163:TYR:CA	2.34	0.83
31:BH:86:LEU:HD13	31:BH:87:GLU:CA	2.08	0.83
33:BN:70:PHE:O	33:BN:71:TYR:HB2	1.76	0.83
34:BO:60:ALA:HA	34:BO:87:ILE:HD13	1.59	0.83
34:BO:66:LYS:NZ	34:BO:67:ARG:CD	2.19	0.83
43:BR:63:ARG:HH22	43:BR:77:ARG:HG2	1.39	0.83
37:BS:34:LEU:CD2	37:BS:102:LEU:CA	2.52	0.83
44:BU:13:ARG:CA	44:BU:13:ARG:NH1	2.41	0.83
44:BU:92:ARG:N	45:BV:10:LYS:HZ2	1.68	0.83
26:BA:564:C:OP2	45:BV:79:GLN:CD	2.16	0.83
26:BA:1614:A:H62	39:BW:88:ARG:HB2	1.01	0.83
41:BY:55:PHE:CZ	41:BY:89:ARG:NH2	2.46	0.83
42:BZ:112:LEU:HD13	42:BZ:142:ASN:CA	2.00	0.83
42:BZ:69:VAL:CG1	42:BZ:70:GLN:H	1.90	0.83
1:AA:1255:G:O2'	1:AA:1258:G:C1'	2.26	0.83
1:AA:429:U:OP1	7:AD:13:ARG:NE	2.11	0.83
48:B0:46:LYS:HE3	48:B0:58:THR:HG1	1.43	0.83
49:B4:14:ILE:HG13	49:B4:38:GLY:O	1.78	0.83
50:B5:4:HIS:CB	50:B5:5:PRO:HD3	2.07	0.83
51:B6:37:LEU:C	51:B6:38:LYS:HG3	1.97	0.83
51:B6:36:GLU:C	51:B6:52:GLU:CD	2.35	0.83
52:B7:14:LYS:O	52:B7:15:THR:C	2.16	0.83

*Continued on next page...*



*Continued from previous page...*

Atom-1	Atom-2	Interatomic distance (Å)	Clash overlap (Å)
26:BA:693:C:O2'	26:BA:1353:A:C2	2.32	0.83
26:BA:2740:A:N9	26:BA:2741:A:N7	2.25	0.83
26:BA:2854:G:N1	26:BA:2864:G:C6	2.46	0.83
26:BA:514:A:O3'	44:BU:32:TYR:OH	1.95	0.83
26:BA:592:G:H2'	53:B8:3:LYS:CE	2.08	0.83
26:BA:610:C:H2'	26:BA:611:C:H6	1.42	0.83
26:BA:733:G:OP2	26:BA:761:A:N6	2.10	0.83
29:BF:27:ARG:O	29:BF:31:ILE:CG1	2.21	0.83
29:BF:3:ALA:O	29:BF:16:VAL:N	2.09	0.83
31:BH:80:LYS:O	31:BH:81:GLY:O	1.95	0.83
34:BO:101:PRO:O	34:BO:102:VAL:CG2	2.27	0.83
36:BQ:142:LYS:CD	36:BQ:143:VAL:H	1.91	0.83
26:BA:910:A:H2'	36:BQ:17:ARG:NH2	1.94	0.83
36:BQ:54:VAL:O	36:BQ:56:ILE:HD12	1.78	0.83
36:BQ:31:PHE:HZ	36:BQ:88:PHE:CD2	1.96	0.83
37:BS:127:LEU:CD2	37:BS:127:LEU:O	2.26	0.83
45:BV:3:ALA:CB	45:BV:12:TYR:OH	2.26	0.83
45:BV:78:VAL:HB	45:BV:80:TYR:CD1	2.14	0.83
1:AA:988:G:H21	1:AA:1016:A:H1'	1.43	0.83
1:AA:1278:U:C5'	1:AA:1279:A:O4'	2.25	0.83
1:AA:976:G:C5	1:AA:361(A):C:C5	2.66	0.83
4:AX:119:U:H2'	4:AX:120:A:C8	2.13	0.83
46:B2:2:VAL:C	46:B2:4:HIS:HD1	1.80	0.83
26:BA:76:C:O2'	46:B2:55:ARG:HA	1.78	0.83
53:B8:23:MET:SD	53:B8:24:ALA:N	2.52	0.83
54:B9:27:CYS:O	54:B9:29:ASN:N	2.11	0.83
26:BA:1566:A:C6	27:BD:212:HIS:CE1	2.66	0.83
26:BA:1809:A:N6	49:B4:3:LYS:CG	2.38	0.83
26:BA:2353:G:C2	26:BA:2364:C:N4	2.44	0.83
26:BA:2523:G:C2'	26:BA:2524:G:H5'	2.08	0.83
26:BA:2580:U:H6	26:BA:2581:G:C8	1.51	0.83
26:BA:2618:G:C5	26:BA:2619:C:H5	1.96	0.83
26:BA:2628:C:C1'	26:BA:2781:A:H2'	2.07	0.83
26:BA:2722:G:C6	26:BA:2723:C:N4	2.47	0.83
26:BA:2852:G:C2	26:BA:2853:C:C2	2.66	0.83
27:BD:141:HIS:HB3	27:BD:154:VAL:HG11	1.60	0.83
28:BE:174:LEU:O	28:BE:177:ALA:CB	2.25	0.83
28:BE:226:HIS:HA	28:BE:229:GLN:CG	2.01	0.83
29:BF:102:LEU:HB2	29:BF:107:ARG:CZ	2.08	0.83
55:BK:46:THR:HG22	55:BK:54:LEU:CD1	2.05	0.83
33:BN:19:MET:HE2	33:BN:22:VAL:CG2	2.08	0.83

*Continued on next page...*



*Continued from previous page...*

Atom-1	Atom-2	Interatomic distance (Å)	Clash overlap (Å)
36:BQ:135:ALA:O	36:BQ:138:ARG:N	2.11	0.83
25:BB:51:G:OP2	37:BS:72:GLU:HG2	1.78	0.83
45:BV:31:ASP:C	45:BV:63:HIS:O	2.17	0.83
39:BW:24:ILE:HG22	39:BW:35:ILE:HB	1.58	0.83
40:BX:13:LYS:O	40:BX:16:ASN:N	2.12	0.83
40:BX:26:PHE:N	40:BX:26:PHE:CD1	2.44	0.83
1:AA:1073:U:C4	1:AA:1074:G:N7	2.47	0.83
3:AW:40:C:O3'	10:AG:147:ALA:HB1	1.79	0.83
3:AW:39:PSU:C4'	14:AK:54:ARG:HH22	1.90	0.83
47:B3:22:ALA:O	47:B3:26:LEU:CD1	2.26	0.83
51:B6:42:PRO:CG	51:B6:44:ALA:HB3	2.04	0.83
51:B6:48:VAL:O	51:B6:50:PHE:HE1	1.56	0.83
53:B8:16:ILE:HG13	53:B8:22:VAL:HG22	0.85	0.83
26:BA:2090:G:C2	26:BA:2230:G:C6	2.66	0.83
26:BA:2219:G:O2'	26:BA:2224:G:H5''	1.78	0.83
26:BA:2430:A:H2'	26:BA:2431:U:C5'	2.08	0.83
26:BA:248:G:C2	26:BA:2431:U:H4'	2.13	0.83
26:BA:2552:U:C5'	26:BA:2553:G:OP2	2.23	0.83
26:BA:2561:A:H2'	26:BA:2562:U:O5'	1.79	0.83
26:BA:2716:U:H2'	26:BA:2717:G:H5'	1.59	0.83
27:BD:208:GLY:HA3	27:BD:210:LYS:CE	2.08	0.83
29:BF:7:ASP:C	29:BF:11:ASN:N	2.31	0.83
29:BF:163:HIS:CA	29:BF:166:ILE:CD1	2.56	0.83
33:BN:61:VAL:CG2	33:BN:139:LEU:HB3	2.08	0.83
33:BN:13:ASP:C	33:BN:38:VAL:HG11	1.99	0.83
34:BO:24:VAL:CG1	34:BO:32:TYR:O	2.27	0.83
34:BO:43:VAL:HB	34:BO:55:GLY:N	1.94	0.83
36:BQ:46:VAL:HG22	36:BQ:156:ASN:ND2	1.94	0.83
40:BX:23:LYS:HA	40:BX:66:VAL:O	1.79	0.83
42:BZ:105:GLN:CB	42:BZ:141:MET:SD	2.66	0.83
1:AA:1070:U:O4	1:AA:1085:U:C5	2.31	0.83
1:AA:1320:C:O2	22:AS:72:GLY:C	2.17	0.83
1:AA:47:C:H4'	1:AA:48:C:C5'	2.08	0.83
49:B4:41:PRO:HB2	49:B4:57:ASP:CB	2.09	0.83
51:B6:2:ALA:HB3	51:B6:11:LYS:HE3	1.59	0.83
26:BA:2253:G:O2'	26:BA:2254:C:C5'	2.26	0.83
26:BA:2476:A:C8	26:BA:2477:C:C5	2.66	0.83
26:BA:2618:G:HO2'	26:BA:2619:C:C5'	1.92	0.83
26:BA:2659:G:C2'	26:BA:2661:G:OP2	2.27	0.83
26:BA:26:G:N1	26:BA:27:G:N2	2.26	0.83
26:BA:2744:G:H2'	26:BA:2745:C:H5'	1.59	0.83

*Continued on next page...*



*Continued from previous page...*

Atom-1	Atom-2	Interatomic distance (Å)	Clash overlap (Å)
26:BA:84:A:OP2	41:BY:111:ARG:NH1	2.11	0.83
26:BA:994:C:O2	44:BU:53:LYS:HB3	1.79	0.83
28:BE:199:ALA:HA	28:BE:312:ARG:O	1.77	0.83
29:BF:239:ALA:C	29:BF:241:ALA:N	2.26	0.83
29:BF:6:TYR:CE2	29:BF:140:VAL:HG22	2.14	0.83
26:BA:2315:G:C4'	30:BG:133:ASN:HD22	1.92	0.83
31:BH:101:LYS:CD	31:BH:115:GLU:HB2	2.07	0.83
31:BH:95:ALA:H	31:BH:127:GLN:NE2	1.75	0.83
43:BR:24:GLN:HB2	43:BR:44:LEU:HD23	1.60	0.83
43:BR:36:THR:HG23	43:BR:40:LYS:HD3	1.59	0.83
44:BU:98:ILE:C	44:BU:100:ALA:N	2.28	0.83
45:BV:71:ILE:O	45:BV:72:ARG:HG2	1.77	0.83
26:BA:2013:A:H4'	39:BW:96:ILE:CG2	2.08	0.83
42:BZ:51:LEU:C	42:BZ:51:LEU:HD23	1.98	0.83
1:AA:1223:C:OP2	22:AS:78:ARG:NH2	2.11	0.83
16:AM:91:ARG:NH1	16:AM:103:THR:HG22	1.88	0.83
3:AW:65:G:HO2'	3:AW:66:A:H5'	1.41	0.83
4:AX:120:A:H2'	4:AX:121:G:H8	1.40	0.83
48:B0:44:LYS:O	48:B0:45:PHE:HD1	1.61	0.83
48:B0:61:ALA:HB2	48:B0:80:SER:O	1.78	0.83
48:B0:67:VAL:O	48:B0:68:VAL:HG23	1.79	0.83
46:B2:7:GLU:OE1	46:B2:8:ILE:HG12	1.77	0.83
54:B9:7:VAL:O	54:B9:8:LYS:HE2	1.75	0.83
26:BA:1129:A:O2'	26:BA:2515:C:H2'	1.77	0.83
26:BA:2297:C:H2'	26:BA:2298:A:H8	0.77	0.83
26:BA:2457:U:H2'	26:BA:2458:G:C4'	2.08	0.83
26:BA:2731:G:N2	26:BA:2732:G:H21	1.75	0.83
26:BA:2780:G:H22	33:BN:80:LYS:NZ	1.76	0.83
26:BA:443:A:N7	29:BF:43:LYS:CD	2.42	0.83
27:BD:148:GLY:C	27:BD:150:GLY:H	1.82	0.83
27:BD:74:PRO:CA	27:BD:116:MET:HE2	1.99	0.83
32:BI:43:ASN:C	32:BI:45:LYS:H	1.80	0.83
55:BK:19:THR:H	55:BK:20:PRO:HD3	1.42	0.83
35:BP:128:GLY:O	35:BP:131:GLU:N	2.11	0.83
44:BU:27:SER:HB3	44:BU:31:GLN:CD	1.99	0.83
39:BW:24:ILE:HG22	39:BW:35:ILE:CD1	2.08	0.83
41:BY:101:LEU:HD13	41:BY:113:GLU:HB3	1.58	0.83
26:BA:85:G:C5'	41:BY:65:VAL:CG1	2.57	0.83
42:BZ:112:LEU:HD23	42:BZ:172:LEU:O	1.78	0.83
1:AA:48:C:OP1	1:AA:115:G:OP1	1.96	0.83
1:AA:674:G:H2'	1:AA:675:A:H8	1.44	0.83

*Continued on next page...*



*Continued from previous page...*

Atom-1	Atom-2	Interatomic distance (Å)	Clash overlap (Å)
16:AM:91:ARG:HH12	16:AM:103:THR:HG21	0.93	0.83
48:B0:70:ILE:HG12	48:B0:71:ASN:H	1.44	0.83
26:BA:76:C:H5'	46:B2:51:LYS:HB3	1.60	0.83
52:B7:8:ASN:O	52:B7:11:LYS:N	2.12	0.83
53:B8:12:ARG:O	53:B8:13:ARG:O	1.96	0.83
53:B8:30:ARG:HG2	53:B8:31:HIS:N	1.93	0.83
26:BA:2317:C:H5'	30:BG:150:SER:HA	1.47	0.83
3:AW:76:A:C8	26:BA:2421:G:C2'	2.52	0.83
26:BA:2648:C:O2'	26:BA:2649:U:H5'	1.77	0.83
26:BA:2722:G:H2'	26:BA:2723:C:H6	1.44	0.83
26:BA:2735:G:N1	26:BA:2770:G:C2	2.47	0.83
26:BA:2898:U:N3	26:BA:2899:G:C5	2.46	0.83
25:BB:48:A:P	37:BS:107:ASN:HD21	1.97	0.83
27:BD:143:ILE:HB	27:BD:153:LEU:N	1.94	0.83
27:BD:211:HIS:CE1	27:BD:212:HIS:CD2	2.67	0.83
29:BF:52:ALA:O	29:BF:55:ARG:HG2	1.79	0.83
32:BI:7:LYS:HD3	32:BI:12:LYS:HZ2	1.44	0.83
32:BI:7:LYS:HD2	32:BI:12:LYS:CE	2.09	0.83
33:BN:50:GLU:O	33:BN:51:GLU:O	1.97	0.83
34:BO:112:MET:O	34:BO:115:ILE:HG13	1.78	0.83
26:BA:873:G:OP1	36:BQ:30:GLN:OE1	1.97	0.83
37:BS:41:LYS:HZ1	37:BS:68:GLU:CD	1.81	0.83
44:BU:91:ASN:OD1	44:BU:95:LEU:CD2	2.25	0.83
45:BV:5:ILE:HD12	45:BV:5:ILE:H	1.43	0.83
39:BW:58:ALA:O	39:BW:60:ASN:N	2.12	0.83
40:BX:28:VAL:CG1	40:BX:64:ALA:HB3	2.08	0.83
41:BY:43:ASN:HD22	41:BY:101:LEU:CD2	1.90	0.83
41:BY:4:PRO:O	41:BY:5:ASP:HB2	1.76	0.83
7:AD:24:GLU:HB2	7:AD:112:VAL:CG1	2.04	0.83
1:AA:1221:G:C5'	22:AS:36:ARG:HH12	1.92	0.83
47:B3:50:VAL:O	47:B3:53:LEU:HB2	1.79	0.83
26:BA:125:G:C4'	52:B7:19:ARG:HH11	1.91	0.83
26:BA:1818:U:O5'	27:BD:155:ARG:CB	2.26	0.83
26:BA:2066:C:C2	26:BA:2445:G:C2	2.67	0.83
26:BA:2263:C:O2'	26:BA:2264:C:C5'	2.24	0.83
26:BA:2068:U:O2	26:BA:2430:A:C2	2.32	0.83
26:BA:2521:C:H2'	26:BA:2522:U:O5'	1.79	0.83
26:BA:2542:A:O2'	26:BA:2543:G:H8	1.59	0.83
26:BA:2578:G:H2'	26:BA:2579:C:O5'	1.79	0.83
26:BA:2652:C:C5	26:BA:2653:U:O4	2.31	0.83
26:BA:29:U:H4'	44:BU:11:ARG:CZ	2.07	0.83

*Continued on next page...*



*Continued from previous page...*

Atom-1	Atom-2	Interatomic distance (Å)	Clash overlap (Å)
26:BA:388:G:OP2	49:B4:29:PRO:CG	2.27	0.83
26:BA:466:A:OP1	52:B7:34:ARG:NH2	2.11	0.83
26:BA:1819:A:H2'	27:BD:177:SER:OG	1.77	0.83
28:BE:222:ARG:HG2	28:BE:232:ARG:CA	2.09	0.83
28:BE:250:VAL:O	28:BE:251:PRO:O	1.96	0.83
28:BE:46:ALA:CB	28:BE:72:VAL:C	2.42	0.83
29:BF:242:GLU:O	29:BF:245:GLU:HB2	1.78	0.83
31:BH:100:LYS:C	31:BH:101:LYS:HD2	2.00	0.83
32:BI:65:ALA:CB	32:BI:134:HIS:HB2	2.09	0.83
32:BI:31:PHE:HE1	32:BI:35:LEU:O	1.61	0.83
32:BI:94:THR:HG23	32:BI:97:GLN:H	1.42	0.83
36:BQ:65:ARG:HH22	36:BQ:87:LYS:H	1.24	0.83
36:BQ:82:LYS:C	36:BQ:84:ARG:H	1.79	0.83
43:BR:74:LYS:O	43:BR:75:LEU:O	1.97	0.83
37:BS:12:ARG:HD2	37:BS:20:TYR:CE2	2.13	0.83
45:BV:62:GLU:HB2	45:BV:96:LEU:CD2	2.08	0.83
39:BW:69:LEU:HD22	39:BW:109:GLU:CB	2.08	0.83
41:BY:28:SER:CA	41:BY:99:THR:OG1	2.27	0.83
42:BZ:10:PRO:O	42:BZ:14:LEU:HB2	1.79	0.83
42:BZ:112:LEU:CD2	42:BZ:113:VAL:N	2.41	0.83
42:BZ:112:LEU:HA	42:BZ:174:PRO:CD	2.09	0.83
42:BZ:15:ASP:O	42:BZ:16:GLU:HB2	1.76	0.83
1:AA:953:G:O2'	16:AM:125:ARG:CA	2.23	0.82
2:AV:56:C:C2	30:BG:56:ARG:NH2	2.47	0.82
3:AW:33:U:O2	3:AW:35:A:H3'	1.79	0.82
26:BA:1263:U:H4'	50:B5:16:ARG:NE	1.94	0.82
26:BA:1789:A:OP1	27:BD:226:GLY:N	2.12	0.82
26:BA:2061:G:N3	26:BA:2503:A:C2	2.47	0.82
26:BA:2380:C:C2'	26:BA:2381:C:H5''	2.08	0.82
26:BA:2067:G:N2	26:BA:2444:G:C4	2.47	0.82
26:BA:957:A:H61	26:BA:2458:G:H4'	1.41	0.82
26:BA:2504:U:H6	26:BA:2504:U:O5'	1.60	0.82
26:BA:2543:G:C4	26:BA:2544:G:C5	2.67	0.82
26:BA:2707:G:C2'	26:BA:2708:G:O5'	2.26	0.82
26:BA:2681:C:C5	26:BA:2727:G:N2	2.43	0.82
26:BA:2885:C:N4	26:BA:2886:G:C8	2.47	0.82
27:BD:110:LYS:NZ	27:BD:110:LYS:CA	2.38	0.82
27:BD:151:GLY:C	27:BD:152:GLN:OE1	2.17	0.82
27:BD:161:ALA:CA	27:BD:162:GLN:HE22	1.91	0.82
27:BD:74:PRO:CA	27:BD:116:MET:CE	2.54	0.82
27:BD:80:ILE:C	27:BD:80:ILE:HD12	1.98	0.82

*Continued on next page...*



*Continued from previous page...*

Atom-1	Atom-2	Interatomic distance (Å)	Clash overlap (Å)
28:BE:180:ILE:CG2	28:BE:187:HIS:HA	2.04	0.82
29:BF:102:LEU:CD2	29:BF:106:GLU:HB2	2.08	0.82
29:BF:1:MET:O	29:BF:18:LEU:CD2	2.27	0.82
32:BI:2:LYS:HG2	32:BI:39:ALA:H	1.44	0.82
35:BP:109:LEU:HD13	35:BP:109:LEU:C	1.99	0.82
36:BQ:32:LYS:HD2	36:BQ:32:LYS:C	1.99	0.82
36:BQ:88:PHE:C	36:BQ:90:PHE:CE1	2.52	0.82
26:BA:2009:G:C1'	43:BR:107:ASP:O	2.26	0.82
44:BU:61:TRP:C	44:BU:65:ILE:HG12	1.98	0.82
45:BV:77:GLY:O	45:BV:78:VAL:HG13	1.79	0.82
45:BV:67:LYS:O	45:BV:91:THR:HB	1.78	0.82
40:BX:14:ALA:N	40:BX:17:ASP:CG	2.23	0.82
41:BY:103:LEU:CD2	41:BY:108:ARG:O	2.27	0.82
26:BA:85:G:P	41:BY:65:VAL:HG21	2.19	0.82
1:AA:1347:G:H22	1:AA:1373:G:H2'	1.42	0.82
4:AX:119:U:H2'	4:AX:120:A:H8	1.43	0.82
49:B4:14:ILE:CG2	49:B4:16:TYR:CE1	2.62	0.82
49:B4:59:PHE:N	49:B4:62:ARG:HE	1.76	0.82
26:BA:17:G:P	50:B5:13:LYS:HZ2	2.01	0.82
26:BA:771:G:OP1	52:B7:14:LYS:HD2	1.79	0.82
26:BA:1078:U:H2'	26:BA:1088:A:C4	2.14	0.82
26:BA:2556:C:O2'	26:BA:2557:G:H5''	1.77	0.82
26:BA:2589:A:C2'	26:BA:2590:A:C5'	2.43	0.82
26:BA:2589:A:C4	26:BA:2590:A:C8	2.67	0.82
26:BA:2633:G:C2	26:BA:2634:G:C8	2.61	0.82
26:BA:2799:A:H3'	26:BA:2801:A:OP2	1.77	0.82
26:BA:337:C:C3'	26:BA:338:G:H5''	2.02	0.82
26:BA:586:A:N1	26:BA:809:G:O2'	2.12	0.82
26:BA:932:G:H4'	47:B3:24:LYS:HZ3	1.42	0.82
26:BA:2733:A:C2	28:BE:318:ASN:HB2	2.13	0.82
29:BF:194:PHE:CE2	29:BF:204:ALA:O	2.33	0.82
35:BP:104:ASP:O	35:BP:105:TYR:CG	2.31	0.82
36:BQ:133:GLU:OE1	36:BQ:134:PHE:N	2.11	0.82
36:BQ:17:ARG:H	36:BQ:17:ARG:HD3	1.40	0.82
37:BS:86:LEU:HD23	37:BS:124:ASP:HB2	1.60	0.82
37:BS:20:TYR:HE2	37:BS:21:HIS:CD2	1.94	0.82
37:BS:46:GLN:HB3	37:BS:57:THR:HG21	1.60	0.82
45:BV:15:SER:O	45:BV:97:GLY:O	1.96	0.82
41:BY:78:THR:CG2	41:BY:88:PRO:CA	2.22	0.82
6:AC:91:LEU:HD21	6:AC:99:VAL:H	1.44	0.82
1:AA:1231:G:H5''	12:AI:126:SER:OG	1.79	0.82

*Continued on next page...*



*Continued from previous page...*

Atom-1	Atom-2	Interatomic distance (Å)	Clash overlap (Å)
2:AV:56:C:C2	30:BG:56:ARG:NE	2.47	0.82
26:BA:2354:G:N3	48:B0:32:LYS:CG	2.41	0.82
51:B6:24:THR:C	51:B6:25:THR:HG23	1.99	0.82
26:BA:1646:C:C3'	26:BA:1647:G:H5'	2.08	0.82
26:BA:2195:C:C6	26:BA:2195:C:OP2	2.31	0.82
26:BA:2463:C:N3	26:BA:2464:C:C5	2.45	0.82
26:BA:1128:A:N6	26:BA:2518:A:H61	1.77	0.82
26:BA:2526:G:C4	26:BA:2527:C:C6	2.68	0.82
26:BA:2581:G:C6	26:BA:2610:C:H6	1.94	0.82
26:BA:2793:G:N1	26:BA:2794:C:N4	2.27	0.82
26:BA:2832:U:H6	26:BA:2832:U:H5''	1.44	0.82
26:BA:2864:G:H2'	26:BA:2865:U:H6	1.40	0.82
26:BA:495:G:C4'	39:BW:57:ASN:CG	2.47	0.82
26:BA:993:G:H4'	45:BV:90:PHE:CE2	2.02	0.82
27:BD:167:GLU:H	27:BD:182:MET:HE1	1.40	0.82
26:BA:2571:C:HO2'	28:BE:243:PRO:HD3	1.37	0.82
55:BK:15:ALA:HB2	55:BK:46:THR:HB	1.58	0.82
36:BQ:123:ILE:HG21	36:BQ:125:TRP:HB2	1.60	0.82
36:BQ:17:ARG:CD	36:BQ:17:ARG:N	2.36	0.82
44:BU:31:GLN:C	44:BU:33:ARG:H	1.79	0.82
39:BW:17:VAL:O	39:BW:20:VAL:CG2	2.27	0.82
41:BY:101:LEU:HD21	41:BY:112:LEU:CD1	2.09	0.82
41:BY:18:GLU:CA	41:BY:21:LYS:HZ2	1.92	0.82
1:AA:1391:U:H2'	1:AA:1392:G:H8	1.45	0.82
1:AA:1400:C:C4	2:AV:34:G:C2	2.68	0.82
46:B2:4:HIS:O	46:B2:7:GLU:OE2	1.95	0.82
26:BA:2267:A:O4'	26:BA:2267:A:OP1	1.97	0.82
26:BA:2306:C:H42	26:BA:2311:A:H2	1.26	0.82
26:BA:2364:C:O2'	26:BA:2365:G:C5'	2.28	0.82
26:BA:2528:U:HO2'	26:BA:2529:G:H8	1.25	0.82
26:BA:2509:G:OP1	26:BA:2555:U:H5'	1.79	0.82
27:BD:146:LYS:HZ2	27:BD:184:LEU:CD1	1.92	0.82
28:BE:79:ARG:NH2	28:BE:104:PHE:O	2.10	0.82
29:BF:11:ASN:OD1	29:BF:160:LEU:HD11	1.78	0.82
55:BK:11:LEU:HD11	55:BK:28:LEU:HD21	1.61	0.82
36:BQ:44:ALA:HB3	36:BQ:126:VAL:O	1.79	0.82
45:BV:21:ARG:HE	45:BV:21:ARG:HA	1.44	0.82
26:BA:2261:C:P	48:B0:14:ARG:HG2	2.19	0.82
46:B2:30:ALA:CA	46:B2:34:GLN:CG	2.57	0.82
26:BA:94:G:O3'	46:B2:41:GLU:OE2	1.98	0.82
50:B5:12:SER:O	50:B5:13:LYS:C	2.17	0.82

*Continued on next page...*



*Continued from previous page...*

Atom-1	Atom-2	Interatomic distance (Å)	Clash overlap (Å)
26:BA:2098:U:O2	26:BA:2191:G:N2	2.12	0.82
26:BA:2256:G:N2	26:BA:2257:U:O2	2.13	0.82
26:BA:2399:G:N2	26:BA:2400:G:H1'	1.94	0.82
26:BA:2586:C:C2	26:BA:2587:A:N7	2.47	0.82
26:BA:2781:A:C5'	26:BA:2782:G:C5'	2.57	0.82
26:BA:801:G:P	29:BF:79:ARG:CD	2.65	0.82
29:BF:193:LEU:CD1	29:BF:223:LEU:HB2	2.10	0.82
31:BH:35:THR:O	31:BH:36:PHE:CD1	2.32	0.82
31:BH:51:VAL:CG2	31:BH:68:ARG:HG2	2.10	0.82
32:BI:103:GLN:O	32:BI:104:ALA:C	2.16	0.82
55:BK:117:ASN:CG	55:BK:127:ILE:HD11	1.98	0.82
33:BN:54:VAL:HG22	33:BN:135:ILE:CD1	2.09	0.82
34:BO:66:LYS:HZ2	34:BO:67:ARG:HD3	0.66	0.82
36:BQ:136:TRP:O	36:BQ:139:ALA:HB3	1.78	0.82
45:BV:21:ARG:HA	45:BV:21:ARG:NE	1.95	0.82
44:BU:104:GLU:CD	45:BV:46:VAL:HG13	1.99	0.82
45:BV:66:GLY:C	45:BV:67:LYS:N	2.33	0.82
41:BY:71:VAL:CG2	41:BY:93:THR:CG2	2.18	0.82
41:BY:71:VAL:HG22	41:BY:93:THR:N	1.95	0.82
1:AA:1070:U:C4	1:AA:1085:U:C4	2.67	0.82
1:AA:1313:U:C5	22:AS:4:SER:HB2	2.12	0.82
1:AA:1375:A:OP1	10:AG:28:ASN:ND2	2.12	0.82
26:BA:2262:U:OP2	48:B0:14:ARG:CZ	2.28	0.82
47:B3:50:VAL:HB	47:B3:53:LEU:CD1	2.10	0.82
26:BA:2396:G:OP1	49:B4:28:ARG:CZ	2.28	0.82
49:B4:62:ARG:C	49:B4:65:ASP:OD2	2.17	0.82
26:BA:2022:U:C4	50:B5:9:LYS:NZ	2.47	0.82
52:B7:14:LYS:O	52:B7:16:HIS:N	2.12	0.82
26:BA:125:G:H5''	52:B7:19:ARG:HH11	0.67	0.82
52:B7:21:ARG:CB	52:B7:31:LEU:CD1	2.53	0.82
53:B8:26:LYS:HD3	53:B8:43:GLY:C	1.99	0.82
53:B8:55:TRP:O	53:B8:56:ALA:O	1.96	0.82
54:B9:7:VAL:HG11	54:B9:25:VAL:HG23	1.62	0.82
26:BA:1151:G:O3'	44:BU:81:ASN:OD1	1.98	0.82
26:BA:2292:C:O2	26:BA:2293:C:C6	2.32	0.82
26:BA:2423:U:O4'	26:BA:2425:A:C8	2.32	0.82
26:BA:2468:G:HO2'	26:BA:2469:A:H5'	1.43	0.82
26:BA:2681:C:O2'	26:BA:2682:U:C5'	2.27	0.82
26:BA:2695:C:C2'	26:BA:2696:U:C6	2.63	0.82
26:BA:2703:C:C2'	26:BA:2704:C:O5'	2.27	0.82
26:BA:2758:A:OP2	26:BA:2758:A:C4'	2.27	0.82

*Continued on next page...*



*Continued from previous page...*

Atom-1	Atom-2	Interatomic distance (Å)	Clash overlap (Å)
26:BA:280:C:N3	26:BA:283:A:N6	2.26	0.82
26:BA:673:C:H4'	29:BF:82:GLN:CD	2.00	0.82
30:BG:136:ARG:HB3	30:BG:137:PRO:HD2	1.62	0.82
30:BG:44:ILE:O	30:BG:83:PHE:HZ	1.58	0.82
32:BI:68:LEU:CG	32:BI:108:LEU:HD13	2.10	0.82
32:BI:133:LEU:N	32:BI:138:THR:HG22	1.93	0.82
33:BN:60:ARG:O	33:BN:71:TYR:CD2	2.33	0.82
26:BA:527:C:C2'	33:BN:95:ARG:HH12	1.86	0.82
36:BQ:65:ARG:HH21	36:BQ:85:ILE:C	1.81	0.82
45:BV:19:VAL:HB	45:BV:21:ARG:HH11	1.44	0.82
40:BX:17:ASP:N	40:BX:17:ASP:OD1	2.13	0.82
40:BX:6:LYS:HE3	40:BX:29:ASP:H	1.43	0.82
41:BY:14:ALA:CB	41:BY:15:PRO:CD	2.54	0.82
1:AA:1392:G:H21	1:AA:1502:A:H8	1.28	0.82
3:AW:9:A:N6	3:AW:45:G:N1	2.26	0.82
47:B3:37:LEU:HD12	47:B3:43:ILE:CG2	2.09	0.82
51:B6:40:TYR:O	51:B6:47:HIS:CA	2.27	0.82
26:BA:592:G:O2'	53:B8:3:LYS:HG3	1.78	0.82
26:BA:2418:A:H2'	26:BA:2419:U:C6	2.15	0.82
26:BA:2574:G:C3'	26:BA:2575:C:C6	2.59	0.82
26:BA:322:A:OP2	26:BA:322:A:H8	1.63	0.82
26:BA:792:G:N7	26:BA:2440:C:H1'	1.93	0.82
27:BD:166:LYS:O	27:BD:167:GLU:OE2	1.96	0.82
29:BF:110:ALA:O	29:BF:111:VAL:C	2.17	0.82
29:BF:52:ALA:HA	29:BF:55:ARG:HE	0.99	0.82
26:BA:675:A:OP1	29:BF:69:HIS:O	1.96	0.82
30:BG:145:ASP:HB3	37:BS:15:GLU:HA	1.60	0.82
31:BH:36:PHE:O	31:BH:37:HIS:O	1.98	0.82
26:BA:1062:G:O3'	55:BK:76:SER:OG	1.97	0.82
26:BA:1064:C:OP1	55:BK:87:LYS:HB3	1.80	0.82
33:BN:134:GLU:O	33:BN:138:THR:CB	2.27	0.82
33:BN:58:GLU:HA	33:BN:61:VAL:HG23	0.84	0.82
34:BO:98:ILE:HG21	34:BO:118:ALA:HA	1.61	0.82
35:BP:61:ALA:HB1	35:BP:107:LYS:CE	2.10	0.82
43:BR:29:LEU:H	43:BR:29:LEU:HD22	1.44	0.82
37:BS:17:ARG:HD3	37:BS:17:ARG:C	1.99	0.82
39:BW:90:ARG:CB	39:BW:90:ARG:HH11	1.81	0.82
42:BZ:172:LEU:HD23	42:BZ:173:PRO:CG	2.09	0.82
42:BZ:19:ILE:N	42:BZ:36:ARG:HG2	1.95	0.82
1:AA:247:G:OP2	20:AQ:99:SER:CA	2.27	0.82
1:AA:988:G:H4'	1:AA:1014:A:N6	1.93	0.82

*Continued on next page...*



*Continued from previous page...*

Atom-1	Atom-2	Interatomic distance (Å)	Clash overlap (Å)
6:AC:9:GLY:CA	17:AN:49:HIS:O	2.28	0.82
2:AV:30:G:O3'	12:AI:127:LYS:NZ	2.11	0.82
3:AW:45:G:O3'	3:AW:46:G:C5'	2.26	0.82
48:B0:46:LYS:HD2	48:B0:46:LYS:N	1.93	0.82
26:BA:1059:G:N3	55:BK:127:ILE:HD13	1.94	0.82
26:BA:1546:C:HO3'	26:BA:1547:C:P	1.26	0.82
26:BA:1673:U:H5	28:BE:225:LYS:HD3	1.45	0.82
26:BA:193:U:H2'	26:BA:194:G:C8	2.13	0.82
26:BA:2081:C:C5'	49:B4:35:VAL:HG21	2.09	0.82
26:BA:2207:C:O2	26:BA:2218:G:C2	2.33	0.82
26:BA:2267:A:H5''	26:BA:2268:A:O4'	1.80	0.82
26:BA:2508:G:N1	26:BA:2582:G:O6	2.13	0.82
26:BA:2508:G:N2	26:BA:2509:G:H1'	1.94	0.82
26:BA:2557:G:H2'	26:BA:2558:C:H6	1.44	0.82
26:BA:2520:C:C5	26:BA:2567:G:N9	2.47	0.82
26:BA:2595:G:O5'	26:BA:2595:G:H8	1.61	0.82
26:BA:2716:U:C2	26:BA:2717:G:N7	2.48	0.82
28:BE:70:VAL:HG13	28:BE:296:VAL:CB	2.09	0.82
30:BG:82:GLU:O	30:BG:85:GLN:CG	2.27	0.82
32:BI:108:LEU:HD23	32:BI:109:LYS:O	1.80	0.82
26:BA:1131:G:N1	33:BN:69:TYR:CZ	2.46	0.82
34:BO:61:VAL:CG1	34:BO:62:VAL:H	1.92	0.82
35:BP:103:ALA:O	35:BP:104:ASP:CG	2.18	0.82
37:BS:31:LYS:CB	37:BS:32:PRO:HD2	2.06	0.82
45:BV:72:ARG:O	45:BV:88:GLN:HG2	1.80	0.82
42:BZ:172:LEU:CD2	42:BZ:173:PRO:CG	2.58	0.82
42:BZ:91:PRO:CG	42:BZ:127:PRO:CA	2.57	0.82
1:AA:976:G:C4	1:AA:361(A):C:N4	2.47	0.82
7:AD:22:LYS:HG3	7:AD:115:ARG:HH22	1.44	0.82
17:AN:24:CYS:HB3	17:AN:40:CYS:H	1.43	0.82
48:B0:77:ARG:O	48:B0:79:ILE:HG13	1.80	0.82
46:B2:2:VAL:HG12	46:B2:3:LEU:H	1.44	0.82
46:B2:52:ALA:O	46:B2:53:ILE:C	2.17	0.82
47:B3:40:THR:CG2	47:B3:43:ILE:CG1	2.58	0.82
49:B4:58:LYS:CD	49:B4:62:ARG:NH2	2.43	0.82
50:B5:16:ARG:O	50:B5:19:ARG:HB3	1.78	0.82
26:BA:592:G:C2	53:B8:3:LYS:HE2	2.11	0.82
26:BA:1021:A:H8	33:BN:49:ARG:HH11	1.25	0.82
26:BA:2474:C:H41	26:BA:2529:G:H21	1.27	0.82
26:BA:2592:G:C4	26:BA:2593:U:C6	2.67	0.82
26:BA:2633:G:N2	26:BA:2634:G:C4	2.48	0.82

*Continued on next page...*



*Continued from previous page...*

Atom-1	Atom-2	Interatomic distance (Å)	Clash overlap (Å)
26:BA:388:G:H2'	26:BA:390:A:N7	1.94	0.82
26:BA:440:G:P	41:BY:3:GLN:OE1	2.38	0.82
27:BD:161:ALA:N	27:BD:162:GLN:HE22	1.78	0.82
55:BK:38:PHE:CE2	55:BK:66:PHE:C	2.53	0.82
33:BN:61:VAL:CG2	33:BN:139:LEU:CB	2.58	0.82
26:BA:2566:A:H61	34:BO:28:SER:HA	1.43	0.82
35:BP:128:GLY:O	35:BP:131:GLU:CB	2.27	0.82
26:BA:2406:U:H3	35:BP:55:GLN:CG	1.92	0.82
36:BQ:57:ARG:O	36:BQ:61:LEU:CD2	2.27	0.82
44:BU:27:SER:C	44:BU:29:SER:N	2.32	0.82
45:BV:5:ILE:CD1	45:BV:12:TYR:CZ	2.63	0.82
39:BW:84:ARG:HB2	39:BW:96:ILE:CD1	2.05	0.82
41:BY:43:ASN:OD1	41:BY:112:LEU:HD22	1.80	0.82
42:BZ:141:MET:O	42:BZ:142:ASN:CG	2.18	0.82
1:AA:1211:U:H3'	1:AA:1212:U:OP1	1.80	0.82
46:B2:13:PRO:HA	46:B2:16:ARG:CD	2.10	0.82
50:B5:12:SER:HG	50:B5:14:SER:HG	1.22	0.82
52:B7:30:ILE:CD1	52:B7:33:ARG:CZ	2.56	0.82
53:B8:26:LYS:CD	53:B8:43:GLY:C	2.48	0.82
53:B8:30:ARG:HH21	53:B8:41:ILE:HG23	1.45	0.82
26:BA:1301:A:H62	26:BA:1303:G:H1'	1.44	0.82
26:BA:1780:A:H3'	26:BA:1781:C:H5''	1.60	0.82
26:BA:965:C:O4'	26:BA:2273:A:C2	2.32	0.82
26:BA:2347:C:C2	26:BA:2348:U:C5	2.68	0.82
26:BA:2612:C:O2'	26:BA:2613:U:C5'	2.28	0.82
26:BA:2678:C:H2'	26:BA:2679:A:O5'	1.80	0.82
26:BA:831:G:H3'	26:BA:944:G:N2	1.94	0.82
27:BD:211:HIS:HD1	27:BD:212:HIS:HD2	1.19	0.82
28:BE:174:LEU:H	28:BE:174:LEU:CD1	1.92	0.82
28:BE:214:VAL:HG22	28:BE:221:LYS:NZ	1.94	0.82
32:BI:43:ASN:HD22	32:BI:43:ASN:H	1.27	0.82
32:BI:86:GLY:C	32:BI:88:ARG:HA	2.00	0.82
33:BN:22:VAL:O	33:BN:26:VAL:HG23	1.80	0.82
34:BO:56:GLN:OE1	34:BO:56:GLN:HA	1.78	0.82
36:BQ:45:GLN:O	36:BQ:155:GLY:O	1.96	0.82
36:BQ:88:PHE:O	36:BQ:90:PHE:CE1	2.33	0.82
40:BX:37:VAL:O	40:BX:38:ALA:C	2.15	0.82
1:AA:988:G:N2	1:AA:1016:A:H1'	1.95	0.81
1:AA:958:A:N3	22:AS:55:LYS:HB2	1.94	0.81
5:AB:174:VAL:O	5:AB:178:ARG:HB2	1.79	0.81
11:AH:18:ARG:HG3	11:AH:18:ARG:HH11	1.44	0.81

*Continued on next page...*



*Continued from previous page...*

Atom-1	Atom-2	Interatomic distance (Å)	Clash overlap (Å)
2:AV:31:A:P	12:AI:127:LYS:NZ	2.53	0.81
1:AA:668:G:N3	18:AO:46:HIS:NE2	2.28	0.81
1:AA:1286:A:C1'	24:AU:22:ARG:HH21	1.91	0.81
49:B4:17:GLN:O	49:B4:19:GLN:NE2	2.13	0.81
52:B7:30:ILE:HG12	52:B7:33:ARG:HD2	1.60	0.81
26:BA:2225:A:H4'	26:BA:2226:C:H5'	0.94	0.81
26:BA:2416:C:C2'	26:BA:2417:C:C5'	2.57	0.81
26:BA:2457:U:C5	26:BA:2458:G:C4	2.68	0.81
26:BA:2508:G:O2'	26:BA:2509:G:C5'	2.25	0.81
26:BA:2525:G:C2	26:BA:2539:C:C4	2.68	0.81
26:BA:2658:C:H2'	26:BA:2659:G:O5'	1.79	0.81
26:BA:2741:A:C2'	26:BA:2742:C:O4'	2.26	0.81
26:BA:2819:G:C5'	26:BA:2821:A:N6	2.41	0.81
26:BA:338:G:N7	41:BY:21:LYS:HB3	1.95	0.81
26:BA:388:G:P	49:B4:29:PRO:CG	2.68	0.81
27:BD:66:PHE:O	27:BD:67:LYS:HB3	1.77	0.81
29:BF:230:GLY:C	29:BF:231:ARG:HG2	1.99	0.81
29:BF:81:PRO:HA	29:BF:87:ARG:CB	2.09	0.81
31:BH:58:LYS:O	31:BH:59:HIS:O	1.96	0.81
31:BH:25:VAL:HG11	31:BH:78:VAL:HG21	1.62	0.81
32:BI:88:ARG:HD3	32:BI:122:ARG:HB3	1.59	0.81
55:BK:121:LEU:CA	55:BK:125:MET:CE	2.45	0.81
35:BP:61:ALA:HB1	35:BP:107:LYS:HE2	1.61	0.81
37:BS:23:ARG:NH2	37:BS:37:ARG:HH21	1.75	0.81
44:BU:17:VAL:O	44:BU:18:LEU:C	2.17	0.81
45:BV:3:ALA:HB2	45:BV:44:GLN:OE1	1.80	0.81
39:BW:19:LEU:HD13	50:B5:25:LEU:HD21	0.83	0.81
39:BW:70:TYR:HE2	39:BW:72:LYS:HA	1.45	0.81
42:BZ:2:GLU:HA	42:BZ:54:ILE:HG23	1.61	0.81
42:BZ:6:LYS:CA	42:BZ:31:SER:HB3	2.10	0.81
1:AA:1255:G:O2'	1:AA:1258:G:N3	2.11	0.81
1:AA:1347:G:H8	12:AI:107:ARG:HB3	1.43	0.81
7:AD:22:LYS:HG3	7:AD:115:ARG:NH2	1.95	0.81
18:AO:87:ILE:O	18:AO:88:ARG:HB2	1.78	0.81
1:AA:1320:C:H42	22:AS:36:ARG:HG3	1.42	0.81
1:AA:1286:A:C2	24:AU:18:TYR:OH	2.32	0.81
48:B0:23:VAL:HG13	48:B0:24:LYS:H	1.42	0.81
47:B3:19:GLN:C	47:B3:23:LEU:HD21	2.00	0.81
52:B7:43:THR:CA	52:B7:46:ASP:CG	2.48	0.81
26:BA:2278:A:C4'	36:BQ:19:TYR:HB3	2.10	0.81
26:BA:2416:C:OP1	35:BP:51:PHE:CD2	2.34	0.81

*Continued on next page...*



*Continued from previous page...*

Atom-1	Atom-2	Interatomic distance (Å)	Clash overlap (Å)
26:BA:826:U:OP1	26:BA:2428:G:H3'	1.79	0.81
26:BA:2443:C:C5	26:BA:2444:G:N7	2.48	0.81
26:BA:807:U:H5'	26:BA:2445:G:H4'	1.60	0.81
26:BA:2565:A:O3'	26:BA:2566:A:C4'	2.27	0.81
2:AV:75:C:OP1	26:BA:2602:A:C5'	2.20	0.81
26:BA:2773:C:O2'	26:BA:2774:C:O4'	1.97	0.81
28:BE:73:ILE:HD13	28:BE:73:ILE:N	1.86	0.81
30:BG:38:GLU:HA	30:BG:41:LEU:CG	2.08	0.81
32:BI:21:VAL:CG1	32:BI:30:LEU:HD11	2.10	0.81
32:BI:77:VAL:CB	32:BI:142:LYS:O	2.27	0.81
55:BK:42:PHE:CE2	55:BK:56:VAL:HG21	2.15	0.81
34:BO:17:ARG:NE	34:BO:47:THR:N	2.28	0.81
34:BO:53:LYS:O	34:BO:56:GLN:HG2	1.81	0.81
26:BA:2378:A:C2	37:BS:26:LEU:HD23	2.14	0.81
37:BS:53:ASN:O	37:BS:54:GLY:C	2.17	0.81
45:BV:49:GLU:HA	45:BV:53:LYS:HZ1	1.42	0.81
40:BX:18:MET:CE	40:BX:25:GLN:HB2	2.10	0.81
42:BZ:37:LYS:O	42:BZ:40:ASP:CG	2.19	0.81
1:AA:1220:G:H21	22:AS:54:GLY:HA2	1.42	0.81
1:AA:1248:A:O2'	12:AI:70:LYS:NZ	2.14	0.81
16:AM:94:ARG:C	16:AM:95:GLY:CA	2.48	0.81
2:AV:31:A:OP1	12:AI:127:LYS:CE	2.20	0.81
3:AW:25:C:C2	3:AW:26:G:C1'	2.62	0.81
3:AW:9:A:C5	3:AW:45:G:C2	2.69	0.81
26:BA:1972:A:H2'	26:BA:1973:G:H8	1.46	0.81
26:BA:2041:U:H2'	26:BA:2042:A:H5'	1.63	0.81
26:BA:2349:G:OP2	53:B8:42:ARG:NE	2.13	0.81
26:BA:2482:G:N7	26:BA:2483:C:H5	1.78	0.81
26:BA:2520:C:O2'	26:BA:2521:C:H5'	1.80	0.81
26:BA:2549:G:O2'	26:BA:2550:G:H5'	1.81	0.81
26:BA:2570:G:H2'	26:BA:2571:C:H6	1.00	0.81
26:BA:2584:U:C5	26:BA:2585:U:N1	2.46	0.81
26:BA:2627:G:H8	26:BA:2627:G:H5'	1.43	0.81
26:BA:2698:U:O2	26:BA:2699:C:H6	1.57	0.81
26:BA:2729:G:N2	26:BA:2730:C:O2	2.14	0.81
26:BA:2854:G:C2	26:BA:2864:G:C6	2.68	0.81
26:BA:2808:U:N3	26:BA:2892:A:C6	2.49	0.81
27:BD:141:HIS:O	27:BD:143:ILE:N	2.14	0.81
27:BD:210:LYS:HA	27:BD:213:LYS:HD3	0.84	0.81
26:BA:1805:U:H5'	27:BD:235:PRO:CB	2.11	0.81
29:BF:197:SER:N	29:BF:236:THR:OG1	2.13	0.81

*Continued on next page...*



*Continued from previous page...*

Atom-1	Atom-2	Interatomic distance (Å)	Clash overlap (Å)
30:BG:146:LYS:O	30:BG:148:SER:N	2.14	0.81
31:BH:119:GLY:O	31:BH:121:GLU:OE1	1.96	0.81
31:BH:10:ILE:CD1	31:BH:49:ILE:CG1	2.56	0.81
33:BN:14:ALA:HB3	33:BN:40:ASN:HB2	1.60	0.81
36:BQ:31:PHE:HE2	36:BQ:86:ARG:HA	1.45	0.81
43:BR:20:LEU:CG	43:BR:21:TYR:N	2.41	0.81
37:BS:10:MET:O	37:BS:12:ARG:N	2.13	0.81
41:BY:43:ASN:HD21	41:BY:112:LEU:CD2	1.93	0.81
42:BZ:69:VAL:HG11	42:BZ:81:VAL:CG2	2.10	0.81
48:B0:39:ARG:HG2	48:B0:69:PHE:HE1	1.41	0.81
48:B0:79:ILE:O	48:B0:81:ILE:HD12	1.80	0.81
46:B2:20:LEU:O	46:B2:21:ASP:C	2.17	0.81
49:B4:35:VAL:C	49:B4:36:TRP:CD1	2.54	0.81
51:B6:41:ASP:CB	51:B6:47:HIS:H	1.91	0.81
26:BA:1300:U:H1'	26:BA:1626:G:N2	1.93	0.81
26:BA:2090:G:C4	26:BA:2230:G:C6	2.68	0.81
26:BA:2242:G:C5	26:BA:2243:U:H5	1.98	0.81
26:BA:2329:G:H2'	26:BA:2330:G:H8	1.44	0.81
26:BA:2348:U:C3'	53:B8:42:ARG:NH2	2.43	0.81
26:BA:10:G:C2	26:BA:2629:A:C2	2.66	0.81
26:BA:322:A:H1'	26:BA:341:G:O4'	1.80	0.81
26:BA:34:C:H2'	26:BA:455:C:N4	1.94	0.81
26:BA:991:C:OP2	26:BA:1186:G:OP2	1.97	0.81
28:BE:304:ASP:OD1	28:BE:307:LEU:HD11	1.80	0.81
28:BE:45:LYS:HZ3	28:BE:301:PRO:C	1.82	0.81
29:BF:220:THR:O	29:BF:221:GLU:C	2.19	0.81
29:BF:223:LEU:O	29:BF:231:ARG:CD	2.28	0.81
30:BG:22:VAL:C	30:BG:23:VAL:HG13	2.01	0.81
30:BG:97:GLN:OE1	30:BG:106:PHE:CD2	2.33	0.81
32:BI:7:LYS:CB	32:BI:12:LYS:CD	2.55	0.81
55:BK:89:SER:CB	55:BK:95:LYS:HD3	2.10	0.81
26:BA:1665:A:C4'	34:BO:66:LYS:HD3	2.09	0.81
43:BR:97:VAL:HG22	43:BR:114:VAL:HG11	1.61	0.81
37:BS:94:GLU:CD	37:BS:95:ALA:N	2.33	0.81
44:BU:104:GLU:CD	45:BV:46:VAL:CG1	2.48	0.81
44:BU:28:ARG:O	44:BU:30:LYS:N	2.12	0.81
45:BV:11:GLN:HE22	45:BV:22:VAL:HG23	0.97	0.81
40:BX:14:ALA:CA	40:BX:17:ASP:OD1	2.28	0.81
1:AA:1194:U:H4'	8:AE:22:GLY:C	1.99	0.81
26:BA:111:A:H4'	46:B2:62:GLU:OE2	1.80	0.81
47:B3:12:PRO:HG2	47:B3:20:LYS:NZ	1.95	0.81

*Continued on next page...*



*Continued from previous page...*

Atom-1	Atom-2	Interatomic distance (Å)	Clash overlap (Å)
51:B6:47:HIS:O	51:B6:48:VAL:HB	1.79	0.81
26:BA:1078:U:P	55:BK:93:LYS:HG3	2.20	0.81
26:BA:1614:A:C5	39:BW:88:ARG:HD2	2.16	0.81
26:BA:2234:G:C2	26:BA:2235:G:C8	2.68	0.81
26:BA:2330:G:H1	26:BA:2385:C:N4	1.77	0.81
26:BA:2523:G:O4'	26:BA:2765:A:N7	2.13	0.81
26:BA:2541:A:H2	26:BA:2765:A:H61	1.27	0.81
26:BA:2649:U:O2'	26:BA:2650:U:O5'	1.98	0.81
26:BA:2744:G:C2'	26:BA:2745:C:H5'	2.11	0.81
26:BA:706:A:H8	26:BA:706:A:O5'	1.63	0.81
25:BB:24:G:H2'	25:BB:56:G:O6	1.81	0.81
28:BE:205:THR:OG1	28:BE:258:TYR:N	2.13	0.81
28:BE:79:ARG:HA	28:BE:186:GLU:CA	2.11	0.81
32:BI:13:GLY:HA3	32:BI:15:LYS:NZ	1.95	0.81
32:BI:7:LYS:CA	32:BI:14:LYS:CG	2.57	0.81
33:BN:54:VAL:HA	33:BN:135:ILE:HD12	1.60	0.81
26:BA:1666:G:P	34:BO:66:LYS:HE2	2.21	0.81
35:BP:62:ALA:CB	35:BP:105:TYR:O	2.21	0.81
36:BQ:46:VAL:HG12	36:BQ:124:ALA:CB	2.10	0.81
26:BA:994:C:O2'	44:BU:54:LYS:CG	2.26	0.81
44:BU:92:ARG:H	45:BV:10:LYS:HZ2	0.83	0.81
40:BX:11:THR:C	40:BX:15:MET:CG	2.44	0.81
42:BZ:26:LYS:O	42:BZ:27:GLU:CB	2.28	0.81
42:BZ:40:ASP:CB	42:BZ:41:ARG:CZ	2.59	0.81
25:BB:76:G:H4'	42:BZ:80:HIS:HB3	1.60	0.81
1:AA:436:C:H2'	1:AA:437:U:N1	1.95	0.81
46:B2:15:GLU:O	46:B2:17:GLU:N	2.13	0.81
26:BA:2021:C:P	50:B5:15:LYS:HE2	2.09	0.81
50:B5:56:GLN:O	50:B5:57:VAL:CG2	2.29	0.81
51:B6:2:ALA:HB2	51:B6:11:LYS:HZ1	1.44	0.81
52:B7:30:ILE:O	52:B7:33:ARG:N	2.13	0.81
53:B8:36:LYS:HE2	53:B8:40:GLU:OE1	1.78	0.81
26:BA:1287:A:C5'	43:BR:104:ARG:HG3	2.10	0.81
26:BA:1364:G:O5'	49:B4:3:LYS:HG2	1.76	0.81
26:BA:2065:C:N4	26:BA:2445:G:H1	1.78	0.81
26:BA:2277:G:O3'	36:BQ:20:ILE:HG22	1.79	0.81
26:BA:2367:G:C2	26:BA:2368:C:C5	2.68	0.81
26:BA:2722:G:N3	26:BA:2723:C:C5	2.48	0.81
28:BE:269:ILE:HD11	28:BE:296:VAL:C	2.01	0.81
28:BE:267:ARG:CD	28:BE:297:LYS:HD3	2.08	0.81
29:BF:37:ALA:HB1	29:BF:107:ARG:CZ	2.10	0.81

*Continued on next page...*



*Continued from previous page...*

Atom-1	Atom-2	Interatomic distance (Å)	Clash overlap (Å)
29:BF:238:SER:O	29:BF:241:ALA:HB2	1.81	0.81
29:BF:45:ASP:O	29:BF:46:TYR:CG	2.33	0.81
30:BG:140:ARG:HA	30:BG:143:LYS:NZ	1.96	0.81
30:BG:17:ARG:O	30:BG:18:ILE:O	1.98	0.81
31:BH:36:PHE:HD2	31:BH:70:LEU:CD1	1.90	0.81
31:BH:41:THR:CB	31:BH:52:THR:CB	2.57	0.81
26:BA:2674:G:H4'	34:BO:30:ARG:HG3	1.62	0.81
36:BQ:143:VAL:HG23	36:BQ:144:THR:N	1.94	0.81
44:BU:59:ARG:C	44:BU:62:ILE:CG1	2.33	0.81
41:BY:101:LEU:HD21	41:BY:112:LEU:HD11	1.62	0.81
26:BA:75:G:C4'	46:B2:51:LYS:HZ1	1.93	0.81
49:B4:68:ARG:HG2	49:B4:72:LYS:HG2	1.58	0.81
51:B6:19:GLY:O	51:B6:20:PHE:HB2	1.81	0.81
26:BA:2329:G:H2'	26:BA:2330:G:C8	2.16	0.81
26:BA:2336:A:HO2'	26:BA:2337:G:H5'	0.99	0.81
26:BA:2358:G:N2	26:BA:2359:C:C4'	2.43	0.81
26:BA:2361:A:C2	26:BA:2362:G:H1'	2.15	0.81
26:BA:2056:G:OP2	26:BA:2504:U:OP2	1.97	0.81
26:BA:2592:G:N7	26:BA:2593:U:C4	2.49	0.81
26:BA:2606:C:H5''	26:BA:2606:C:C6	2.15	0.81
26:BA:2668:G:N2	26:BA:2669:G:C4	2.49	0.81
26:BA:2707:G:H2'	26:BA:2708:G:O5'	1.80	0.81
26:BA:2733:A:H1'	28:BE:318:ASN:HD21	1.43	0.81
26:BA:2762:G:C6	26:BA:2763:G:C6	2.68	0.81
26:BA:2821:A:O2'	26:BA:2822:G:O4'	1.98	0.81
27:BD:80:ILE:CB	27:BD:82:TYR:CE1	2.63	0.81
28:BE:101:THR:OG1	28:BE:103:GLU:OE2	1.97	0.81
28:BE:185:GLY:O	28:BE:187:HIS:CD2	2.33	0.81
29:BF:223:LEU:HD12	29:BF:224:ALA:CA	2.11	0.81
29:BF:22:PHE:HE2	29:BF:118:THR:OG1	1.64	0.81
31:BH:85:ALA:C	31:BH:148:ARG:HH22	1.76	0.81
31:BH:151:ARG:O	31:BH:161:ILE:HG12	1.80	0.81
32:BI:81:ALA:O	32:BI:147:GLU:HA	1.80	0.81
33:BN:52:GLN:O	33:BN:56:LYS:HE2	1.79	0.81
35:BP:106:VAL:HG23	35:BP:122:ALA:HB1	1.61	0.81
26:BA:1287:A:C5'	43:BR:104:ARG:HD2	2.11	0.81
43:BR:78:LYS:HG3	43:BR:82:GLU:HG3	1.60	0.81
26:BA:447:A:OP2	44:BU:5:LYS:NZ	2.13	0.81
45:BV:12:TYR:O	45:BV:13:ARG:HB2	1.81	0.81
45:BV:40:VAL:HA	45:BV:51:ALA:HA	1.60	0.81
42:BZ:64:ALA:CB	42:BZ:85:MET:CA	2.44	0.81

*Continued on next page...*



*Continued from previous page...*

Atom-1	Atom-2	Interatomic distance (Å)	Clash overlap (Å)
1:AA:36:C:H4'	15:AL:117:ARG:NH2	1.94	0.81
46:B2:54:ALA:O	46:B2:56:ILE:N	2.13	0.81
49:B4:51:ASP:C	49:B4:52:THR:HG23	1.99	0.81
51:B6:8:ILE:HA	51:B6:29:ARG:NH2	1.93	0.81
52:B7:21:ARG:HH12	52:B7:43:THR:H	1.28	0.81
26:BA:2188:C:C6	26:BA:2189:U:C5	2.68	0.81
26:BA:2249:U:O2	26:BA:2253:G:OP2	1.97	0.81
26:BA:2256:G:N1	26:BA:2257:U:C2	2.49	0.81
26:BA:227:A:N1	26:BA:2407:G:C1'	2.40	0.81
26:BA:2423:U:C5	26:BA:2425:A:C6	2.67	0.81
26:BA:825:C:C4'	26:BA:2428:G:C5	2.57	0.81
26:BA:2051:A:N7	26:BA:2614:A:N7	2.29	0.81
26:BA:2740:A:H5'	26:BA:2740:A:C8	2.14	0.81
26:BA:2742:C:P	54:B9:35:ARG:NH1	2.53	0.81
26:BA:2785:C:O2'	28:BE:100:TRP:CB	2.29	0.81
26:BA:534:U:O2'	44:BU:49:ASP:CG	2.18	0.81
26:BA:647:G:H1'	26:BA:2351:G:OP1	1.80	0.81
27:BD:146:LYS:HD3	27:BD:147:PRO:HD3	1.63	0.81
27:BD:167:GLU:CB	27:BD:170:TYR:HE1	1.74	0.81
28:BE:198:TYR:HE2	28:BE:265:ASN:O	1.63	0.81
29:BF:151:GLN:HA	29:BF:154:VAL:HG23	1.61	0.81
31:BH:58:LYS:HG3	31:BH:59:HIS:N	1.95	0.81
34:BO:24:VAL:HG21	34:BO:32:TYR:N	1.96	0.81
36:BQ:56:ILE:CD1	36:BQ:113:ALA:O	2.29	0.81
44:BU:43:ALA:O	44:BU:44:THR:C	2.16	0.81
44:BU:69:ALA:O	44:BU:79:PHE:CE1	2.33	0.81
39:BW:27:LYS:O	39:BW:70:TYR:HB2	1.81	0.81
42:BZ:99:HIS:O	42:BZ:135:VAL:HG13	1.80	0.81
42:BZ:81:VAL:HG12	42:BZ:82:ASP:N	1.95	0.81
1:AA:1392:G:N2	1:AA:1502:A:H8	1.78	0.81
1:AA:1500:A:C5'	1:AA:1508:G:H5''	2.07	0.81
48:B0:36:ILE:O	48:B0:37:LEU:HG	1.81	0.81
48:B0:52:GLY:O	48:B0:53:MET:HG3	1.81	0.81
46:B2:13:PRO:HD3	46:B2:16:ARG:HH11	1.43	0.81
50:B5:11:THR:HB	50:B5:16:ARG:NE	1.96	0.81
54:B9:29:ASN:CB	54:B9:32:HIS:ND1	2.44	0.81
26:BA:1943:U:H1'	26:BA:1945:G:C5'	2.11	0.81
26:BA:2060:A:HO2'	26:BA:2502:G:C5'	1.94	0.81
26:BA:2286:A:H5'	26:BA:2287:A:O4'	1.79	0.81
26:BA:2449:U:OP1	26:BA:2449:U:O4'	1.98	0.81
26:BA:247:G:O6	53:B8:11:LYS:NZ	2.12	0.81

*Continued on next page...*



*Continued from previous page...*

Atom-1	Atom-2	Interatomic distance (Å)	Clash overlap (Å)
26:BA:2634:G:C2	26:BA:2635:C:C6	2.69	0.81
26:BA:612:G:H4'	26:BA:616:A:H61	1.43	0.81
26:BA:637:A:OP2	35:BP:126:SER:OG	1.97	0.81
27:BD:158:GLY:CA	27:BD:194:VAL:CG2	2.57	0.81
27:BD:224:VAL:HG12	27:BD:225:ARG:N	1.96	0.81
27:BD:74:PRO:HG3	27:BD:96:ALA:HB2	0.81	0.81
28:BE:222:ARG:CD	28:BE:232:ARG:HA	2.11	0.81
26:BA:2578:G:N7	28:BE:237:ASN:CG	2.32	0.81
28:BE:46:ALA:CB	28:BE:72:VAL:O	2.28	0.81
55:BK:132:ALA:HB1	55:BK:137:ILE:HB	1.62	0.81
33:BN:136:SER:OG	33:BN:137:GLU:N	2.14	0.81
34:BO:1:MET:H1	34:BO:32:TYR:HD2	0.83	0.81
36:BQ:72:VAL:HG21	36:BQ:135:ALA:HB1	1.63	0.81
26:BA:1151:G:C2'	44:BU:81:ASN:HD21	1.93	0.81
40:BX:4:VAL:HG22	46:B2:24:LYS:CE	2.10	0.81
47:B3:31:LEU:CD2	47:B3:32:GLN:CB	2.59	0.81
49:B4:10:VAL:N	49:B4:11:PRO:CD	2.44	0.81
3:AW:76:A:H2'	26:BA:2422:A:C6	2.16	0.81
26:BA:2455:G:C2	26:BA:2498:C:N4	2.49	0.81
26:BA:2533:A:C8	26:BA:2534:A:N7	2.49	0.81
26:BA:2556:C:H2'	26:BA:2557:G:C4'	2.11	0.81
26:BA:2557:G:H2'	26:BA:2558:C:C6	2.15	0.81
26:BA:530:G:H5''	26:BA:561:G:O6	1.81	0.81
25:BB:8:U:OP1	37:BS:37:ARG:HD2	1.81	0.81
27:BD:106:PRO:HB3	27:BD:141:HIS:NE2	1.95	0.81
27:BD:208:GLY:O	27:BD:211:HIS:CD2	2.33	0.81
26:BA:1791:A:P	27:BD:210:LYS:CD	2.68	0.81
27:BD:235:PRO:O	27:BD:236:PHE:O	1.99	0.81
28:BE:105:HIS:ND1	28:BE:108:LEU:HD11	1.95	0.81
28:BE:216:ARG:NH2	28:BE:255:GLN:HA	1.96	0.81
28:BE:45:LYS:CE	28:BE:301:PRO:HB2	2.10	0.81
32:BI:68:LEU:CG	32:BI:108:LEU:CD1	2.59	0.81
34:BO:7:ARG:HE	34:BO:44:LYS:HD3	1.44	0.81
26:BA:873:G:H4'	36:BQ:32:LYS:CG	2.09	0.81
43:BR:47:PHE:O	43:BR:48:VAL:C	2.16	0.81
37:BS:86:LEU:CD2	37:BS:124:ASP:HB2	2.11	0.81
1:AA:403:C:H42	1:AA:547:A:C5'	1.94	0.81
49:B4:5:LEU:HA	49:B4:56:VAL:HA	1.59	0.81
52:B7:30:ILE:HD13	52:B7:33:ARG:HD3	0.85	0.81
26:BA:176:G:C3'	26:BA:177:G:H8	1.93	0.81
26:BA:1924:C:C2	26:BA:1925:C:C6	2.69	0.81

*Continued on next page...*



*Continued from previous page...*

Atom-1	Atom-2	Interatomic distance (Å)	Clash overlap (Å)
26:BA:2188:C:C5	26:BA:2189:U:C5	2.69	0.81
26:BA:2199:A:H2'	26:BA:2205:C:O4'	1.80	0.81
26:BA:2309:A:H5''	26:BA:2310:A:N7	1.95	0.81
26:BA:2315:G:O2'	26:BA:2316:C:O5'	1.98	0.81
26:BA:2447:G:C2	26:BA:2500:U:C4	2.69	0.81
26:BA:2593:U:H3	26:BA:2600:A:H61	1.29	0.81
26:BA:2731:G:C2	26:BA:2732:G:N2	2.46	0.81
26:BA:2627:G:C6	26:BA:2777:G:O6	2.34	0.81
26:BA:584:C:H42	26:BA:1256:G:H1	1.29	0.81
28:BE:229:GLN:O	28:BE:230:GLY:C	2.18	0.81
29:BF:217:GLU:O	29:BF:218:VAL:HG22	1.80	0.81
31:BH:164:GLU:OE1	31:BH:164:GLU:HA	1.80	0.81
31:BH:32:LEU:HD23	31:BH:32:LEU:C	2.02	0.81
32:BI:98:ILE:HD13	32:BI:115:ILE:HD13	1.62	0.81
32:BI:7:LYS:CE	32:BI:12:LYS:HG2	2.10	0.81
35:BP:67:ARG:NH1	35:BP:111:ALA:C	2.32	0.81
43:BR:73:VAL:O	43:BR:74:LYS:C	2.19	0.81
39:BW:86:LEU:HB2	39:BW:94:ASP:O	1.81	0.81
42:BZ:151:ASP:CB	42:BZ:153:LYS:NZ	2.41	0.81
42:BZ:71:MET:CG	42:BZ:78:PRO:HG3	2.11	0.81
1:AA:405:U:P	7:AD:5:ILE:CD1	2.69	0.80
26:BA:856:C:O2'	48:B0:24:LYS:HD3	1.80	0.80
47:B3:30:ARG:HE	47:B3:33:GLN:HG3	1.44	0.80
26:BA:1818:U:C5'	27:BD:155:ARG:HB2	2.10	0.80
26:BA:2314:C:C2'	26:BA:2315:G:O5'	2.29	0.80
26:BA:2320:A:C2	26:BA:2333:A:N1	2.49	0.80
26:BA:2498:C:H2'	26:BA:2499:C:H5''	1.62	0.80
26:BA:2446:G:N2	26:BA:2501:C:C4	2.50	0.80
26:BA:2658:C:H2'	26:BA:2659:G:C5'	2.10	0.80
26:BA:2663:G:O2'	26:BA:2664:G:O4'	1.98	0.80
26:BA:2683:C:C2'	26:BA:2684:U:H5'	2.10	0.80
26:BA:2742:C:H5''	54:B9:35:ARG:NH1	1.94	0.80
26:BA:2758:A:OP2	26:BA:2758:A:H3'	1.80	0.80
27:BD:68:ARG:NH2	27:BD:128:ALA:HB3	1.96	0.80
27:BD:130:PRO:CA	27:BD:188:ARG:HG2	2.10	0.80
28:BE:204:VAL:O	28:BE:205:THR:O	1.99	0.80
28:BE:62:ARG:O	28:BE:63:GLU:HG3	1.80	0.80
29:BF:223:LEU:C	29:BF:225:PRO:HD2	2.01	0.80
31:BH:104:LEU:C	31:BH:151:ARG:HH12	1.83	0.80
33:BN:58:GLU:HA	33:BN:61:VAL:HG21	1.59	0.80
43:BR:25:ALA:N	43:BR:44:LEU:HD21	1.96	0.80

*Continued on next page...*



*Continued from previous page...*

Atom-1	Atom-2	Interatomic distance (Å)	Clash overlap (Å)
44:BU:78:THR:O	44:BU:79:PHE:C	2.17	0.80
44:BU:91:ASN:O	44:BU:95:LEU:HD11	1.79	0.80
45:BV:40:VAL:CG1	45:BV:55:THR:HG23	2.11	0.80
39:BW:19:LEU:CD2	50:B5:25:LEU:CG	2.21	0.80
40:BX:18:MET:HE3	40:BX:25:GLN:C	2.01	0.80
40:BX:4:VAL:HG23	40:BX:5:ILE:H	1.46	0.80
41:BY:101:LEU:O	41:BY:101:LEU:HD23	1.81	0.80
26:BA:85:G:OP1	41:BY:65:VAL:HG21	1.80	0.80
5:AB:54:THR:HG21	5:AB:201:ILE:HD11	1.62	0.80
21:AR:73:ALA:HB1	21:AR:79:LEU:HD11	1.63	0.80
26:BA:396:G:H5''	49:B4:10:VAL:O	1.80	0.80
49:B4:14:ILE:CG2	49:B4:37:SER:OG	2.28	0.80
49:B4:5:LEU:CD2	49:B4:5:LEU:N	2.42	0.80
50:B5:12:SER:OG	50:B5:14:SER:OG	1.98	0.80
50:B5:52:TYR:O	50:B5:53:ASP:OD1	1.99	0.80
26:BA:1612:C:C2'	52:B7:3:ARG:HE	1.82	0.80
26:BA:1807:G:N2	26:BA:1809:A:H5'	1.96	0.80
26:BA:2227:A:C2	26:BA:2228:G:N3	2.48	0.80
26:BA:2320:A:H61	37:BS:14:ARG:HA	1.46	0.80
26:BA:2498:C:H3'	26:BA:2498:C:P	2.21	0.80
26:BA:2508:G:C2'	26:BA:2509:G:H5'	2.10	0.80
26:BA:2726:U:H3'	26:BA:2727:G:C8	2.15	0.80
26:BA:2734:A:N6	26:BA:2735:G:C4	2.47	0.80
26:BA:2810:A:N7	26:BA:2811:G:C4	2.49	0.80
26:BA:2809:A:C4'	26:BA:2811:G:N7	2.45	0.80
26:BA:2885:C:N3	26:BA:2886:G:C8	2.49	0.80
27:BD:100:LYS:O	27:BD:101:ARG:CG	2.28	0.80
27:BD:168:GLY:C	27:BD:170:TYR:H	1.84	0.80
27:BD:66:PHE:O	27:BD:67:LYS:CB	2.29	0.80
26:BA:2049:G:O2'	28:BE:253:GLN:OE1	1.99	0.80
31:BH:86:LEU:N	31:BH:131:ILE:HG23	1.80	0.80
26:BA:142(A):A:O3'	33:BN:21:ARG:CZ	2.29	0.80
36:BQ:144:THR:OG1	36:BQ:145:PRO:CD	2.27	0.80
36:BQ:31:PHE:CE2	36:BQ:86:ARG:HA	2.16	0.80
44:BU:56:ASP:O	44:BU:60:LEU:HD21	1.78	0.80
44:BU:73:GLY:O	44:BU:74:MET:CG	2.28	0.80
41:BY:101:LEU:C	41:BY:101:LEU:HD23	2.01	0.80
42:BZ:147:ILE:C	42:BZ:168:VAL:HB	2.01	0.80
3:AW:75:C:C2	26:BA:2395:C:C1'	2.65	0.80
47:B3:1:MET:HE1	47:B3:3:ARG:CD	2.04	0.80
53:B8:30:ARG:HB3	53:B8:44:LYS:HE3	1.62	0.80

*Continued on next page...*



*Continued from previous page...*

Atom-1	Atom-2	Interatomic distance (Å)	Clash overlap (Å)
26:BA:2352:A:C8	26:BA:2366:A:C6	2.69	0.80
26:BA:2622:C:C2	26:BA:2623:G:N7	2.49	0.80
26:BA:2815:C:O2'	26:BA:2816:C:H5'	1.69	0.80
26:BA:2850:A:C5	26:BA:2851:A:N7	2.49	0.80
26:BA:904:C:O2'	42:BZ:166:LEU:HD11	1.82	0.80
28:BE:99:VAL:O	28:BE:100:TRP:CG	2.34	0.80
33:BN:51:GLU:C	33:BN:53:ILE:N	2.29	0.80
34:BO:58:VAL:CG1	34:BO:59:LYS:N	2.45	0.80
37:BS:122:ALA:O	37:BS:125:ALA:N	2.14	0.80
40:BX:44:GLN:C	40:BX:44:GLN:CD	2.40	0.80
26:BA:1340:U:C6	40:BX:55:GLN:NE2	2.47	0.80
40:BX:58:MET:C	40:BX:59:ASP:OD2	2.18	0.80
41:BY:66:ASP:OD2	41:BY:72:ILE:HA	1.82	0.80
42:BZ:26:LYS:HB3	42:BZ:26:LYS:HZ3	1.45	0.80
7:AD:49:ARG:O	7:AD:51:PRO:HD3	1.81	0.80
20:AQ:40:LYS:HD3	20:AQ:42:TYR:HE1	1.47	0.80
2:AV:1:G:C4'	36:BQ:97:ASP:OD2	2.28	0.80
3:AW:37:YYG:H102	10:AG:83:ALA:HB2	1.63	0.80
46:B2:8:ILE:HA	46:B2:11:MET:HG2	1.63	0.80
46:B2:45:ARG:HG3	46:B2:49:LEU:HG	1.64	0.80
47:B3:8:LEU:HA	47:B3:54:VAL:CG1	2.11	0.80
51:B6:16:ALA:HB2	51:B6:50:PHE:CE2	2.16	0.80
26:BA:458:G:H2'	52:B7:40:HIS:NE2	1.95	0.80
26:BA:1665:A:C1'	34:BO:66:LYS:NZ	2.43	0.80
26:BA:2052:G:C4'	28:BE:239:GLY:O	2.29	0.80
26:BA:2212:A:H2'	26:BA:2213:U:C6	2.16	0.80
26:BA:676:A:C8	26:BA:2443:C:H1'	2.16	0.80
26:BA:2558:C:N3	26:BA:2559:C:C5	2.50	0.80
26:BA:2659:G:O2'	26:BA:2663:G:N2	2.14	0.80
26:BA:2690:C:H6	26:BA:2690:C:C3'	1.95	0.80
26:BA:673:C:C4'	29:BF:82:GLN:OE1	2.29	0.80
25:BB:77:U:H5'	42:BZ:80:HIS:CE1	2.17	0.80
26:BA:782:A:H2	27:BD:233:ASP:OD2	1.65	0.80
26:BA:2785:C:O4'	28:BE:98:GLU:O	1.98	0.80
31:BH:127:GLN:HG3	31:BH:128:THR:H	1.46	0.80
31:BH:90:GLY:CA	31:BH:159:LYS:HE3	2.11	0.80
33:BN:82:THR:O	33:BN:85:GLY:N	2.13	0.80
34:BO:86:ILE:HG22	34:BO:87:ILE:N	1.95	0.80
44:BU:103:PRO:O	44:BU:107:LYS:CG	2.23	0.80
44:BU:33:ARG:NH1	44:BU:33:ARG:CB	2.35	0.80
51:B6:41:ASP:CB	51:B6:46:LYS:HZ2	1.84	0.80

*Continued on next page...*



*Continued from previous page...*

Atom-1	Atom-2	Interatomic distance (Å)	Clash overlap (Å)
53:B8:26:LYS:CB	53:B8:44:LYS:HA	2.10	0.80
26:BA:593:G:O2'	53:B8:58:MET:CE	2.29	0.80
54:B9:25:VAL:HB	54:B9:34:GLN:CA	2.08	0.80
26:BA:1086:A:O3'	26:BA:1087:G:P	2.40	0.80
26:BA:1996:C:H2'	26:BA:1997:G:H4'	1.63	0.80
26:BA:2273:A:N7	26:BA:2274:A:N7	2.29	0.80
26:BA:2543:G:C6	26:BA:2544:G:N1	2.49	0.80
26:BA:2561:A:C6	26:BA:2562:U:C6	2.70	0.80
26:BA:2516:G:C4	26:BA:2569:G:N2	2.50	0.80
26:BA:2695:C:H2'	26:BA:2696:U:C5	2.17	0.80
26:BA:2703:C:O2'	26:BA:2704:C:C5'	2.29	0.80
26:BA:2689:U:C6	26:BA:2713:A:C6	2.69	0.80
26:BA:2776:A:C1'	26:BA:2778:A:C8	2.51	0.80
26:BA:2857:G:C8	26:BA:2857:G:O5'	2.32	0.80
26:BA:51:G:H1'	26:BA:118:A:N6	1.97	0.80
28:BE:180:ILE:CG2	28:BE:187:HIS:CA	2.54	0.80
29:BF:168:ARG:N	29:BF:232:LEU:O	2.14	0.80
30:BG:35:ALA:O	30:BG:36:ASN:CB	2.30	0.80
31:BH:102:LEU:HD21	31:BH:114:ILE:CB	2.11	0.80
31:BH:23:VAL:CG1	31:BH:74:MET:HE3	2.08	0.80
55:BK:63:ASP:C	55:BK:64:LYS:HG3	2.02	0.80
35:BP:69:ILE:CA	35:BP:73:VAL:HG23	2.11	0.80
36:BQ:32:LYS:HZ1	42:BZ:172:LEU:CD1	1.90	0.80
44:BU:14:HIS:CE1	44:BU:36:PHE:CE2	2.69	0.80
44:BU:21:ALA:CA	44:BU:24:PHE:CZ	2.50	0.80
44:BU:36:PHE:O	44:BU:37:GLN:O	2.00	0.80
41:BY:91:LEU:CD2	41:BY:91:LEU:N	2.44	0.80
25:BB:76:G:OP1	42:BZ:32:PHE:CZ	2.23	0.80
1:AA:979:C:H5''	1:AA:1222:G:O6	1.82	0.80
46:B2:21:ASP:O	46:B2:22:ASP:C	2.18	0.80
52:B7:22:MET:O	52:B7:28:ARG:HG3	1.82	0.80
54:B9:14:CYS:CA	54:B9:27:CYS:HB3	1.93	0.80
26:BA:1546:C:H3'	26:BA:1547:C:OP1	1.81	0.80
26:BA:2675:A:C2'	26:BA:2676:C:H5'	2.10	0.80
26:BA:2753:A:N7	26:BA:2754:U:C5	2.49	0.80
26:BA:2786:U:H5'	28:BE:100:TRP:C	2.02	0.80
26:BA:2887:U:C2	26:BA:2888:C:C6	2.70	0.80
27:BD:131:LEU:HG	27:BD:187:CYS:HB2	1.63	0.80
28:BE:221:LYS:HB3	28:BE:222:ARG:HD2	1.63	0.80
28:BE:42:ALA:CB	28:BE:310:PHE:HA	2.11	0.80
29:BF:102:LEU:HD13	29:BF:107:ARG:HG2	1.64	0.80

*Continued on next page...*



*Continued from previous page...*

Atom-1	Atom-2	Interatomic distance (Å)	Clash overlap (Å)
30:BG:146:LYS:HG3	37:BS:15:GLU:HG3	1.64	0.80
30:BG:38:GLU:HA	30:BG:41:LEU:CD1	2.12	0.80
31:BH:40:MET:CB	31:BH:64:HIS:NE2	2.44	0.80
55:BK:38:PHE:CE2	55:BK:66:PHE:O	2.35	0.80
34:BO:27:GLY:O	34:BO:28:SER:O	2.00	0.80
36:BQ:136:TRP:HA	36:BQ:136:TRP:CE3	2.15	0.80
43:BR:20:LEU:CD1	43:BR:21:TYR:CG	2.64	0.80
25:BB:50:G:OP2	37:BS:74:PRO:CB	2.30	0.80
41:BY:15:PRO:O	41:BY:18:GLU:HB2	1.82	0.80
41:BY:69:LYS:O	41:BY:70:ALA:HB3	1.81	0.80
42:BZ:69:VAL:CG1	42:BZ:81:VAL:CG2	2.54	0.80
25:BB:77:U:H5'	42:BZ:80:HIS:ND1	1.96	0.80
1:AA:1259:C:O2	1:AA:1283:G:H1'	1.82	0.80
48:B0:46:LYS:HG3	48:B0:58:THR:CB	2.11	0.80
54:B9:24:LEU:HD13	54:B9:35:ARG:CG	2.12	0.80
26:BA:2248:C:C2'	26:BA:2249:U:H5'	2.11	0.80
26:BA:2333:A:C8	26:BA:2335:A:N3	2.49	0.80
26:BA:2741:A:O2'	26:BA:2742:C:C4'	2.28	0.80
26:BA:2801:A:H2	26:BA:2895:U:C1'	1.94	0.80
26:BA:1751:C:O4'	26:BA:2860:A:H2	1.61	0.80
26:BA:290:G:H2'	26:BA:291:C:O4'	1.82	0.80
26:BA:326:G:H2'	26:BA:327:G:H8	1.47	0.80
26:BA:873:G:H4'	36:BQ:32:LYS:CB	2.11	0.80
26:BA:932:G:H5'	47:B3:24:LYS:HE2	1.64	0.80
25:BB:24:G:C5	25:BB:56:G:C4	2.68	0.80
27:BD:143:ILE:HG12	27:BD:153:LEU:CA	2.06	0.80
25:BB:42:C:H1'	30:BG:47:GLN:C	2.02	0.80
55:BK:13:LEU:CD2	55:BK:24:VAL:CG2	2.58	0.80
55:BK:42:PHE:HZ	55:BK:58:ILE:HD11	0.98	0.80
33:BN:63:ILE:HB	33:BN:71:TYR:CE1	2.17	0.80
43:BR:65:LEU:O	43:BR:68:ARG:N	2.15	0.80
37:BS:49:THR:N	37:BS:55:ASP:CG	2.35	0.80
37:BS:98:GLU:HG3	37:BS:99:GLU:N	1.95	0.80
38:BT:12:ASP:O	38:BT:13:ILE:HG12	1.79	0.80
44:BU:46:GLU:O	44:BU:49:ASP:CB	2.30	0.80
45:BV:3:ALA:HB3	45:BV:12:TYR:OH	1.82	0.80
39:BW:11:ARG:HH11	39:BW:11:ARG:CG	1.94	0.80
39:BW:89:ALA:O	39:BW:90:ARG:NH1	2.14	0.80
40:BX:28:VAL:HG11	40:BX:64:ALA:HB3	1.64	0.80
40:BX:9:HIS:HB2	40:BX:26:PHE:HA	1.64	0.80
42:BZ:112:LEU:CD2	42:BZ:172:LEU:O	2.29	0.80

*Continued on next page...*



*Continued from previous page...*

Atom-1	Atom-2	Interatomic distance (Å)	Clash overlap (Å)
42:BZ:52:PHE:O	42:BZ:53:ASP:HB2	1.81	0.80
1:AA:1259:C:O2'	1:AA:1284:C:C1'	2.30	0.80
1:AA:1221:G:OP1	1:AA:1320:C:N4	2.15	0.80
3:AW:37:YYG:H192	10:AG:84:ASN:HA	0.80	0.80
13:AJ:51:ARG:HB2	13:AJ:59:SER:CB	2.07	0.80
16:AM:98:VAL:HG23	16:AM:110:ARG:HH21	1.46	0.80
1:AA:978:A:H1'	22:AS:37:ARG:HH12	1.47	0.80
2:AV:34:G:C3'	2:AV:35:A:H5''	2.11	0.80
46:B2:13:PRO:N	46:B2:16:ARG:HD2	1.96	0.80
53:B8:16:ILE:HD12	53:B8:16:ILE:H	1.44	0.80
26:BA:1022:G:OP2	33:BN:52:GLN:CD	2.19	0.80
26:BA:1341:U:H4'	40:BX:54:THR:O	1.82	0.80
26:BA:2298:A:H1'	26:BA:2321:G:N2	1.96	0.80
26:BA:2348:U:C5'	53:B8:42:ARG:NH2	2.37	0.80
26:BA:25:U:H5''	39:BW:80:PRO:HD3	0.80	0.80
26:BA:2653:U:C3'	26:BA:2654:A:C8	2.61	0.80
26:BA:2690:C:C6	26:BA:2690:C:H3'	2.16	0.80
26:BA:2768:C:N4	26:BA:2769:C:H41	1.79	0.80
27:BD:140:VAL:CG2	27:BD:191:VAL:HG12	2.10	0.80
28:BE:222:ARG:NE	28:BE:232:ARG:O	2.15	0.80
28:BE:42:ALA:HB1	28:BE:310:PHE:HA	1.64	0.80
26:BA:2310:A:C4	30:BG:55:LYS:NZ	2.49	0.80
31:BH:155:PRO:O	31:BH:169:ARG:HG3	1.82	0.80
35:BP:117:GLU:CD	35:BP:136:ALA:C	2.40	0.80
35:BP:66:VAL:CG1	35:BP:67:ARG:H	1.79	0.80
36:BQ:133:GLU:CD	36:BQ:134:PHE:N	2.35	0.80
43:BR:39:PRO:O	43:BR:40:LYS:C	2.20	0.80
43:BR:61:HIS:C	43:BR:64:ARG:HH11	1.85	0.80
44:BU:108:ALA:O	44:BU:109:LEU:C	2.19	0.80
44:BU:61:TRP:CZ3	44:BU:94:VAL:N	2.43	0.80
45:BV:30:GLY:HA3	45:BV:33:VAL:CG2	2.01	0.80
45:BV:30:GLY:C	45:BV:33:VAL:HG21	1.89	0.80
45:BV:72:ARG:C	45:BV:88:GLN:HG2	2.02	0.80
1:AA:436:C:C2'	1:AA:437:U:O4'	2.29	0.80
1:AA:1115:C:H1'	17:AN:61:TRP:O	1.82	0.80
26:BA:1364:G:C3'	49:B4:3:LYS:HZ2	1.95	0.80
51:B6:12:MET:HB2	51:B6:27:ASN:HD21	1.43	0.80
26:BA:126:A:H5''	52:B7:18:PHE:HD1	1.47	0.80
26:BA:1789:A:C4'	27:BD:224:VAL:CG1	2.59	0.80
26:BA:197:A:C5	26:BA:2430:A:C8	2.70	0.80
26:BA:2252:G:C6	26:BA:2253:G:C6	2.70	0.80

*Continued on next page...*



*Continued from previous page...*

Atom-1	Atom-2	Interatomic distance (Å)	Clash overlap (Å)
26:BA:2270:G:O6	26:BA:2271:G:C2	2.35	0.80
26:BA:2295:C:N3	26:BA:2337:G:N2	2.26	0.80
26:BA:2380:C:C2'	26:BA:2381:C:C5'	2.60	0.80
26:BA:2470:G:N1	26:BA:2471:C:N4	2.29	0.80
26:BA:2575:C:H5''	26:BA:2576:G:OP2	1.81	0.80
26:BA:2679:A:C4	28:BE:300:VAL:HG11	2.16	0.80
26:BA:2776:A:N9	26:BA:2778:A:N7	2.29	0.80
26:BA:2813:A:C8	26:BA:2814:C:C5	2.70	0.80
26:BA:2840:C:N3	26:BA:2841:C:C4	2.49	0.80
26:BA:953:A:O2'	26:BA:2266:A:OP2	1.99	0.80
28:BE:174:LEU:N	28:BE:174:LEU:HD12	1.95	0.80
28:BE:214:VAL:HG22	28:BE:221:LYS:CD	2.12	0.80
28:BE:268:LEU:HD22	28:BE:269:ILE:N	1.97	0.80
28:BE:65:MET:SD	28:BE:65:MET:O	2.39	0.80
55:BK:100:VAL:CG1	55:BK:101:THR:H	1.86	0.80
55:BK:13:LEU:HD21	55:BK:24:VAL:HG22	1.64	0.80
33:BN:21:ARG:C	33:BN:24:SER:HG	1.83	0.80
33:BN:41:ALA:HB1	33:BN:75:PRO:CB	2.12	0.80
36:BQ:151:SER:HB3	36:BQ:155:GLY:O	1.82	0.80
36:BQ:58:HIS:CA	36:BQ:61:LEU:HG	2.11	0.80
43:BR:75:LEU:O	43:BR:78:LYS:N	2.15	0.80
26:BA:2021:C:C5	44:BU:25:TRP:CH2	2.69	0.80
44:BU:80:ILE:HA	44:BU:83:LEU:HD12	1.64	0.80
40:BX:6:LYS:HZ1	40:BX:29:ASP:CA	1.86	0.80
41:BY:81:LYS:HG2	41:BY:82:THR:H	1.47	0.80
41:BY:89:ARG:HB3	41:BY:90:PRO:HD2	1.64	0.80
42:BZ:138:VAL:C	42:BZ:139:THR:HG1	1.85	0.80
26:BA:874:G:OP1	42:BZ:172:LEU:HD11	1.82	0.80
1:AA:250:A:H4'	1:AA:251:G:O5'	1.82	0.80
1:AA:671:G:H5'	9:AF:77:ARG:NH2	1.97	0.80
1:AA:767:A:N6	1:AA:813:U:H3	1.80	0.80
7:AD:15:GLU:HG2	7:AD:63:LYS:HB3	0.83	0.80
15:AL:117:ARG:CZ	15:AL:124:LYS:HD2	2.12	0.80
3:AW:37:YYG:H101	10:AG:83:ALA:CB	2.09	0.80
48:B0:65:GLY:CA	48:B0:66:LYS:HZ2	1.94	0.80
46:B2:52:ALA:O	46:B2:56:ILE:HG12	1.81	0.80
26:BA:1275:A:H61	43:BR:19:ALA:CB	1.94	0.80
26:BA:1792:G:OP1	27:BD:204:PHE:CZ	2.35	0.80
26:BA:2010:G:P	39:BW:41:LYS:HG3	2.22	0.80
26:BA:2082:A:N6	26:BA:2239:G:C6	2.50	0.80
26:BA:2240:C:C2'	26:BA:2240:C:O2	2.29	0.80

*Continued on next page...*



*Continued from previous page...*

Atom-1	Atom-2	Interatomic distance (Å)	Clash overlap (Å)
26:BA:2286:A:C8	26:BA:2286:A:C3'	2.64	0.80
26:BA:2067:G:C2	26:BA:2444:G:C2	2.70	0.80
26:BA:2446:G:N1	26:BA:2501:C:H5	1.75	0.80
26:BA:2509:G:H2'	26:BA:2510:C:C5'	2.11	0.80
26:BA:2540:C:O2'	26:BA:2541:A:O5'	1.99	0.80
26:BA:2564:A:C2'	26:BA:2565:A:C8	2.55	0.80
26:BA:2580:U:C5	26:BA:2581:G:H8	1.67	0.80
26:BA:2814:C:H2'	26:BA:2815:C:C6	2.16	0.80
26:BA:2825:C:C3'	26:BA:2825:C:C6	2.63	0.80
26:BA:854:G:H1	26:BA:923:C:H42	1.30	0.80
26:BA:99:U:N3	41:BY:107:LYS:HD2	1.97	0.80
29:BF:101:ASP:O	29:BF:102:LEU:O	2.00	0.80
29:BF:107:ARG:O	29:BF:108:GLN:C	2.19	0.80
29:BF:214:THR:H	29:BF:218:VAL:HG23	1.47	0.80
30:BG:54:ALA:O	30:BG:55:LYS:HB2	1.80	0.80
32:BI:52:GLN:HA	32:BI:55:GLN:CD	2.02	0.80
32:BI:62:LEU:C	32:BI:66:LYS:HE2	2.01	0.80
32:BI:7:LYS:N	32:BI:14:LYS:CG	2.34	0.80
34:BO:63:VAL:HG13	34:BO:102:VAL:CB	2.09	0.80
36:BQ:82:LYS:HB2	36:BQ:125:TRP:CB	2.11	0.80
36:BQ:142:LYS:HG3	36:BQ:143:VAL:H	0.63	0.80
37:BS:83:LEU:N	37:BS:83:LEU:CD1	2.43	0.80
44:BU:40:LEU:H	44:BU:40:LEU:HD23	1.46	0.80
45:BV:19:VAL:HG12	45:BV:21:ARG:HH22	1.44	0.80
39:BW:23:LEU:C	39:BW:25:ARG:N	2.34	0.80
39:BW:70:TYR:HD2	39:BW:71:VAL:N	1.80	0.80
42:BZ:40:ASP:HB2	42:BZ:41:ARG:CZ	2.10	0.80
1:AA:60:A:C6	1:AA:107:G:O2'	2.34	0.79
1:AA:1341:U:H5''	2:AV:32:C:OP1	1.81	0.79
47:B3:23:LEU:CA	47:B3:28:LEU:CD1	2.19	0.79
47:B3:42:ALA:HB3	47:B3:43:ILE:HD12	1.63	0.79
53:B8:62:LEU:CB	53:B8:63:PRO:CD	2.49	0.79
26:BA:1482:U:H3'	26:BA:1482:U:C6	2.17	0.79
26:BA:2396:G:OP1	49:B4:28:ARG:NH1	2.15	0.79
26:BA:2403:C:N4	26:BA:2415:G:C5	2.48	0.79
26:BA:2445:G:H2'	26:BA:2446:G:C8	2.16	0.79
26:BA:2464:C:N4	26:BA:2486:G:H1	1.80	0.79
26:BA:2517:C:C4	26:BA:2542:A:C6	2.70	0.79
26:BA:2547:U:C5	26:BA:2566:A:C4	2.70	0.79
26:BA:2666:C:C5	26:BA:2667:C:C5	2.70	0.79
26:BA:2748:A:N7	26:BA:2749:A:C4	2.48	0.79

*Continued on next page...*



*Continued from previous page...*

Atom-1	Atom-2	Interatomic distance (Å)	Clash overlap (Å)
26:BA:2839:G:C2	26:BA:2840:C:C6	2.70	0.79
26:BA:2865:U:N3	26:BA:2866:U:C5	2.50	0.79
31:BH:101:LYS:HZ3	31:BH:115:GLU:HB2	1.46	0.79
31:BH:120:LEU:HD23	31:BH:120:LEU:H	1.46	0.79
33:BN:75:PRO:CD	33:BN:136:SER:OG	2.27	0.79
35:BP:116:HIS:HD2	35:BP:118:LEU:CD1	1.95	0.79
35:BP:94:ARG:HD3	35:BP:120:LEU:HD23	1.10	0.79
36:BQ:65:ARG:HE	36:BQ:85:ILE:CB	1.94	0.79
26:BA:1287:A:H1'	43:BR:104:ARG:NH1	1.95	0.79
37:BS:109:PRO:O	37:BS:116:PHE:CZ	2.35	0.79
34:BO:78:ARG:O	38:BT:22:VAL:HG22	1.82	0.79
45:BV:72:ARG:N	45:BV:88:GLN:HG2	1.97	0.79
41:BY:41:ARG:O	41:BY:112:LEU:CA	2.30	0.79
1:AA:1255:G:C2	1:AA:1258:G:N2	2.50	0.79
1:AA:1376:U:H5''	10:AG:94:ARG:HH22	1.47	0.79
1:AA:1030:C:O3'	1:AA:30(A):G:P	2.41	0.79
1:AA:41:G:H2'	1:AA:42:G:H8	1.47	0.79
3:AW:37:YYG:C24	10:AG:85:TYR:HE2	1.62	0.79
26:BA:2364:C:C1'	48:B0:32:LYS:HZ3	1.78	0.79
26:BA:75:G:C4'	46:B2:51:LYS:NZ	2.46	0.79
47:B3:40:THR:OG1	47:B3:43:ILE:HD11	1.81	0.79
26:BA:10:G:N2	26:BA:2629:A:C4	2.50	0.79
26:BA:1482:U:H1'	26:BA:1512:G:H22	1.47	0.79
26:BA:2242:G:C2	26:BA:2243:U:C5	2.70	0.79
26:BA:2340:G:O2'	26:BA:2341:G:O5'	2.00	0.79
26:BA:2458:G:C5	26:BA:2490:G:C2	2.69	0.79
26:BA:2544:G:H2'	26:BA:2545:G:H8	1.47	0.79
26:BA:2584:U:C3'	26:BA:2584:U:H6	1.78	0.79
26:BA:2633:G:N3	26:BA:2634:G:N7	2.23	0.79
26:BA:2893:G:O2'	26:BA:2894:G:O4'	1.99	0.79
26:BA:412:A:H61	26:BA:2411:A:H1'	1.46	0.79
26:BA:963:U:O2'	26:BA:2250:G:N2	2.14	0.79
29:BF:157:LEU:C	29:BF:159:ALA:H	1.85	0.79
26:BA:617:G:C4'	29:BF:219:ASN:OD1	2.29	0.79
29:BF:225:PRO:CG	29:BF:231:ARG:HH21	1.95	0.79
29:BF:58:ALA:HB2	29:BF:79:ARG:N	1.95	0.79
55:BK:8:GLN:O	55:BK:9:ILE:CG1	2.30	0.79
34:BO:58:VAL:HG12	34:BO:59:LYS:H	1.47	0.79
37:BS:127:LEU:O	37:BS:127:LEU:HD22	1.81	0.79
37:BS:102:LEU:CD1	37:BS:129:ILE:HD12	2.08	0.79
38:BT:42:LEU:O	38:BT:44:ARG:HA	1.81	0.79

*Continued on next page...*



*Continued from previous page...*

Atom-1	Atom-2	Interatomic distance (Å)	Clash overlap (Å)
44:BU:102:GLU:CB	45:BV:43:GLU:OE2	2.31	0.79
39:BW:30:GLU:H	39:BW:33:ARG:HD2	1.44	0.79
1:AA:1268:A:O4'	24:AU:20:LYS:HB2	1.81	0.79
48:B0:48:GLY:O	48:B0:54:GLY:O	1.99	0.79
48:B0:70:ILE:HG12	48:B0:71:ASN:N	1.98	0.79
46:B2:8:ILE:CA	46:B2:11:MET:HG2	2.12	0.79
49:B4:48:ARG:O	49:B4:49:PHE:C	2.21	0.79
52:B7:42:LEU:O	52:B7:43:THR:O	2.01	0.79
53:B8:19:THR:CB	53:B8:21:LYS:NZ	2.45	0.79
26:BA:1062:G:N3	55:BK:134:SER:OG	2.16	0.79
26:BA:2464:C:N4	26:BA:2487:G:O6	2.14	0.79
26:BA:2060:A:O2'	26:BA:2502:G:O4'	2.01	0.79
26:BA:2507:C:N3	26:BA:2582:G:N2	2.30	0.79
26:BA:2688:U:H2'	26:BA:2688:U:O2	1.82	0.79
26:BA:2785:C:H4'	28:BE:99:VAL:C	2.02	0.79
26:BA:2799:A:C3'	26:BA:2801:A:P	2.59	0.79
26:BA:919:G:N2	26:BA:2268:A:H5'	1.94	0.79
27:BD:105:ALA:N	27:BD:106:PRO:HD3	1.97	0.79
27:BD:76:ARG:HD3	27:BD:113:MET:CE	2.13	0.79
27:BD:131:LEU:HA	27:BD:134:ILE:HD12	1.64	0.79
28:BE:189:MET:O	28:BE:190:ASN:CB	2.29	0.79
2:AV:56:C:H2'	30:BG:56:ARG:NH1	1.97	0.79
30:BG:29:HIS:CE1	30:BG:64:ARG:CZ	2.65	0.79
31:BH:85:ALA:CA	31:BH:131:ILE:CG2	2.48	0.79
33:BN:61:VAL:HG21	33:BN:139:LEU:HB3	1.63	0.79
36:BQ:102:ARG:O	36:BQ:104:PRO:HD3	1.82	0.79
36:BQ:138:ARG:HA	36:BQ:141:MET:HG3	1.64	0.79
36:BQ:67:ALA:HB2	36:BQ:70:ARG:HH12	1.44	0.79
37:BS:32:PRO:O	37:BS:101:VAL:CG1	2.29	0.79
37:BS:28:LYS:HB3	37:BS:28:LYS:NZ	1.96	0.79
44:BU:107:LYS:O	44:BU:110:VAL:CB	2.23	0.79
45:BV:50:ASP:CA	45:BV:53:LYS:HG3	2.12	0.79
39:BW:13:SER:O	39:BW:14:PRO:C	2.21	0.79
39:BW:26:GLY:O	39:BW:27:LYS:HG3	1.82	0.79
39:BW:82:LEU:HD21	39:BW:100:THR:N	1.97	0.79
26:BA:99:U:H3	41:BY:107:LYS:CD	1.96	0.79
42:BZ:92:VAL:CG1	42:BZ:124:ALA:CB	2.56	0.79
1:AA:59:A:OP1	1:AA:61:G:OP1	1.99	0.79
1:AA:1308:U:H5''	16:AM:110:ARG:HH22	1.44	0.79
3:AW:37:YYG:H243	10:AG:85:TYR:HD2	1.34	0.79
50:B5:45:ILE:CG2	50:B5:52:TYR:CE1	2.61	0.79

*Continued on next page...*



*Continued from previous page...*

Atom-1	Atom-2	Interatomic distance (Å)	Clash overlap (Å)
51:B6:32:GLN:HB3	51:B6:35:LEU:CG	2.11	0.79
53:B8:19:THR:HB	53:B8:21:LYS:HZ2	1.44	0.79
53:B8:60:LEU:HD11	53:B8:64:ARG:HB2	0.81	0.79
54:B9:4:ARG:O	54:B9:36:GLN:HB3	1.79	0.79
26:BA:2317:C:C5	26:BA:2318:G:C6	2.70	0.79
26:BA:2361:A:C2	26:BA:2362:G:C1'	2.65	0.79
26:BA:2366:A:N7	26:BA:2367:G:C5	2.50	0.79
26:BA:2445:G:H2'	26:BA:2446:G:H8	1.47	0.79
26:BA:2536:G:H2'	26:BA:2537:U:H5'	1.63	0.79
26:BA:2569:G:C2	26:BA:2570:G:N7	2.50	0.79
26:BA:2768:C:H42	26:BA:2769:C:H41	1.31	0.79
26:BA:2799:A:O2'	26:BA:2802:G:N3	2.14	0.79
26:BA:2842:G:H2'	26:BA:2843:G:C5'	2.10	0.79
26:BA:322:A:N3	26:BA:341:G:C8	2.51	0.79
26:BA:2574:G:C2'	28:BE:240:PRO:HB3	2.12	0.79
31:BH:73:ASN:CG	31:BH:137:LYS:NZ	2.27	0.79
31:BH:41:THR:HG22	31:BH:52:THR:HB	1.65	0.79
32:BI:102:LEU:CD1	32:BI:103:GLN:H	1.80	0.79
32:BI:92:SER:HB3	32:BI:122:ARG:HH11	1.43	0.79
32:BI:145:VAL:O	32:BI:146:THR:CG2	2.29	0.79
44:BU:106:PHE:O	44:BU:107:LYS:C	2.19	0.79
44:BU:113:SER:O	44:BU:114:ARG:C	2.19	0.79
41:BY:23:VAL:CG2	41:BY:67:LEU:CD2	2.59	0.79
26:BA:441:U:OP2	41:BY:3:GLN:HG2	1.83	0.79
42:BZ:20:ALA:O	42:BZ:34:LEU:CD2	2.30	0.79
1:AA:1256:A:H2'	6:AC:27:LYS:HZ3	1.47	0.79
1:AA:1353:G:P	24:AU:10:ARG:NH1	2.56	0.79
1:AA:794:A:H4'	1:AA:1521:G:O2'	1.83	0.79
1:AA:314:C:O2'	1:AA:353:A:N1	2.16	0.79
20:AQ:15:MET:HB3	20:AQ:18:THR:HB	1.64	0.79
3:AW:65:G:N3	3:AW:66:A:C1'	2.45	0.79
46:B2:27:LEU:CD1	46:B2:53:ILE:CD1	2.59	0.79
26:BA:929:G:N3	47:B3:43:ILE:HG13	1.97	0.79
47:B3:22:ALA:CA	47:B3:46:ASN:HD21	1.90	0.79
47:B3:9:VAL:HG22	47:B3:54:VAL:CA	2.12	0.79
51:B6:21:TYR:OH	51:B6:43:VAL:HG22	1.83	0.79
26:BA:1131:G:C2	33:BN:69:TYR:CE1	2.71	0.79
26:BA:1339:G:N2	26:BA:1603:A:H8	1.81	0.79
26:BA:2089:U:O2	26:BA:2231:C:N3	2.16	0.79
26:BA:2251:G:N2	26:BA:2252:G:C2	2.51	0.79
26:BA:2264:C:C4	26:BA:2265:U:C5	2.71	0.79

*Continued on next page...*



*Continued from previous page...*

Atom-1	Atom-2	Interatomic distance (Å)	Clash overlap (Å)
26:BA:859:G:O2'	26:BA:2268:A:C2	2.36	0.79
26:BA:2376:A:N6	37:BS:109:PRO:HG3	1.96	0.79
26:BA:2422:A:H2'	26:BA:2424:C:C5	2.17	0.79
26:BA:2464:C:H2'	26:BA:2465:C:H6	1.46	0.79
26:BA:2479:G:C2'	26:BA:2480:C:O5'	2.30	0.79
26:BA:2450:A:C5'	26:BA:2497:A:H62	1.86	0.79
26:BA:2555:U:O2'	26:BA:2556:C:H5'	1.80	0.79
26:BA:2690:C:C6	26:BA:2690:C:C3'	2.66	0.79
26:BA:2869:G:H21	26:BA:2870:C:C1'	1.90	0.79
26:BA:484:C:H2'	26:BA:485:C:C6	2.18	0.79
26:BA:605:C:C3'	29:BF:105:LYS:CE	2.45	0.79
25:BB:49:C:OP1	37:BS:111:PRO:HD2	1.82	0.79
25:BB:24:G:C6	25:BB:56:G:N3	2.51	0.79
27:BD:183:ILE:C	27:BD:184:LEU:HD23	1.99	0.79
26:BA:1791:A:P	27:BD:210:LYS:HD2	2.22	0.79
28:BE:107:GLU:HB3	28:BE:110:ARG:CD	2.13	0.79
26:BA:1994:C:OP1	28:BE:227:ALA:HB1	1.81	0.79
26:BA:2304:G:C4'	30:BG:105:SER:HB2	2.13	0.79
55:BK:89:SER:O	55:BK:90:SER:OG	2.01	0.79
33:BN:15:ARG:HH12	33:BN:40:ASN:HA	1.47	0.79
33:BN:65:ASN:N	33:BN:68:GLY:O	2.14	0.79
33:BN:83:ILE:HD11	33:BN:84:ARG:HG2	1.64	0.79
33:BN:94:GLY:O	33:BN:97:ALA:N	2.16	0.79
36:BQ:49:VAL:HG21	36:BQ:120:HIS:CA	2.12	0.79
38:BT:21:PHE:O	38:BT:22:VAL:HG12	1.82	0.79
38:BT:54:THR:HG23	38:BT:55:ALA:H	1.48	0.79
42:BZ:108:VAL:HG12	42:BZ:108:VAL:O	1.82	0.79
1:AA:1268:A:H4'	24:AU:20:LYS:C	2.02	0.79
1:AA:1517:G:C8	26:BA:1920:C:OP1	2.35	0.79
1:AA:976:G:N1	1:AA:361(A):C:C5	2.50	0.79
1:AA:861:G:HO2'	1:AA:874:G:HO2'	1.26	0.79
46:B2:56:ILE:O	46:B2:59:ILE:HG23	1.82	0.79
46:B2:4:HIS:C	46:B2:8:ILE:HD12	2.02	0.79
47:B3:23:LEU:N	47:B3:23:LEU:HD23	1.97	0.79
26:BA:1081:U:H5'	55:BK:126:LYS:HD2	1.64	0.79
26:BA:1137:G:O2'	33:BN:82:THR:CA	2.30	0.79
26:BA:2251:G:OP1	36:BQ:102:ARG:CZ	2.31	0.79
26:BA:2484:G:N2	26:BA:2485:G:N9	2.31	0.79
26:BA:2603:G:C5	26:BA:2604:U:H5	2.00	0.79
26:BA:2652:C:H2'	26:BA:2653:U:C6	2.17	0.79
26:BA:2683:C:C5	26:BA:2684:U:C5	2.71	0.79

*Continued on next page...*



*Continued from previous page...*

Atom-1	Atom-2	Interatomic distance (Å)	Clash overlap (Å)
26:BA:2819:G:N2	26:BA:2821:A:C8	2.50	0.79
26:BA:2845:G:H2'	26:BA:2846:G:C8	2.16	0.79
26:BA:2856:C:C6	26:BA:2856:C:H3'	2.18	0.79
26:BA:440:G:O5'	41:BY:3:GLN:NE2	2.16	0.79
26:BA:775:G:HO2'	26:BA:791:C:N4	1.79	0.79
26:BA:933:A:OP1	47:B3:24:LYS:NZ	2.16	0.79
27:BD:211:HIS:HD1	27:BD:212:HIS:H	1.29	0.79
28:BE:109:ASP:HA	28:BE:112:LEU:CB	2.11	0.79
28:BE:222:ARG:N	28:BE:222:ARG:HD2	1.96	0.79
29:BF:112:ARG:O	29:BF:114:ALA:CA	2.30	0.79
29:BF:150:THR:HB	29:BF:207:LEU:HD21	1.62	0.79
31:BH:145:ALA:O	31:BH:148:ARG:N	2.15	0.79
55:BK:37:GLU:O	55:BK:41:ARG:HD2	1.80	0.79
33:BN:54:VAL:HA	33:BN:135:ILE:HG23	1.64	0.79
33:BN:54:VAL:O	33:BN:58:GLU:HG3	1.82	0.79
34:BO:22:ILE:CB	34:BO:40:VAL:O	2.30	0.79
34:BO:1:MET:CB	34:BO:2:ILE:HD12	2.12	0.79
43:BR:74:LYS:HA	43:BR:77:ARG:HH22	1.48	0.79
37:BS:127:LEU:C	37:BS:127:LEU:HD23	2.02	0.79
44:BU:117:ARG:CG	44:BU:118:GLN:H	1.92	0.79
39:BW:20:VAL:HG11	39:BW:47:VAL:HG22	1.61	0.79
41:BY:73:HIS:CE1	41:BY:89:ARG:O	2.35	0.79
42:BZ:14:LEU:HD23	42:BZ:14:LEU:O	1.81	0.79
1:AA:1224:G:HO3'	1:AA:1225:A:P	2.05	0.79
1:AA:162:A:N3	1:AA:348:G:H4'	1.98	0.79
3:AW:25:C:C2	3:AW:26:G:H1'	2.18	0.79
46:B2:2:VAL:O	46:B2:4:HIS:CE1	2.35	0.79
46:B2:58:THR:O	46:B2:59:ILE:C	2.21	0.79
51:B6:16:ALA:C	51:B6:48:VAL:HG11	2.02	0.79
26:BA:1032:A:OP1	54:B9:8:LYS:HG2	1.80	0.79
26:BA:2309:A:P	26:BA:2309:A:O4'	2.40	0.79
26:BA:2606:C:C2'	26:BA:2607:G:O5'	2.30	0.79
26:BA:2681:C:O2'	26:BA:2682:U:P	2.40	0.79
26:BA:2717:G:N1	26:BA:2718:G:C5	2.51	0.79
26:BA:2721:A:H2'	26:BA:2722:G:C8	2.17	0.79
26:BA:2722:G:C6	26:BA:2723:C:C4	2.71	0.79
26:BA:2862:G:O2'	26:BA:2863:C:C6	1.96	0.79
26:BA:2712:U:C3'	26:BA:712(A):A:H5''	2.10	0.79
26:BA:95:G:O2'	46:B2:42:ASN:O	2.01	0.79
27:BD:104:ILE:HB	27:BD:106:PRO:HD2	1.63	0.79
26:BA:1799:G:H21	27:BD:153:LEU:CG	1.92	0.79

*Continued on next page...*



*Continued from previous page...*

Atom-1	Atom-2	Interatomic distance (Å)	Clash overlap (Å)
27:BD:213:LYS:CG	27:BD:215:LYS:O	2.31	0.79
32:BI:145:VAL:C	32:BI:146:THR:HG22	2.03	0.79
55:BK:122:GLU:CA	55:BK:126:LYS:HE3	2.13	0.79
55:BK:80:LYS:HD2	55:BK:86:GLU:O	1.83	0.79
33:BN:27:ALA:HA	33:BN:30:ALA:HB2	0.80	0.79
33:BN:15:ARG:HD2	33:BN:43:ARG:HD2	1.62	0.79
36:BQ:28:ILE:HG22	36:BQ:29:ALA:N	1.96	0.79
43:BR:113:LEU:HD13	43:BR:114:VAL:CA	2.12	0.79
1:AA:1463:C:OP1	38:BT:47:ARG:CG	2.31	0.79
45:BV:40:VAL:C	45:BV:51:ALA:CB	2.51	0.79
41:BY:20:HIS:HA	41:BY:67:LEU:HD21	1.63	0.79
42:BZ:67:LYS:HA	42:BZ:67:LYS:HZ2	1.44	0.79
42:BZ:62:PHE:HB2	42:BZ:85:MET:SD	2.22	0.79
1:AA:1367:C:OP1	12:AI:115:GLY:N	2.15	0.79
19:AP:6:LEU:HB2	19:AP:17:TYR:HB3	1.63	0.79
19:AP:20:VAL:HG11	19:AP:32:TYR:HB2	1.64	0.79
26:BA:856:C:C2'	48:B0:24:LYS:HB2	2.11	0.79
48:B0:28:GLY:CA	48:B0:60:PHE:HB3	2.12	0.79
48:B0:36:ILE:CA	48:B0:68:VAL:CG1	2.61	0.79
47:B3:9:VAL:HG23	47:B3:54:VAL:HA	1.62	0.79
51:B6:37:LEU:N	51:B6:52:GLU:OE2	2.15	0.79
53:B8:26:LYS:O	53:B8:27:SER:CB	2.30	0.79
26:BA:2528:U:P	54:B9:30:VAL:HG12	2.11	0.79
26:BA:1328:G:H2'	26:BA:1330:C:C5	2.18	0.79
26:BA:1558:A:C2	26:BA:1560:G:H1'	2.17	0.79
26:BA:2376:A:C2	37:BS:102:LEU:CD2	2.65	0.79
26:BA:2574:G:H5''	26:BA:2575:C:P	2.23	0.79
26:BA:2886:G:N2	26:BA:2887:U:C2	2.51	0.79
29:BF:32:GLY:O	29:BF:35:VAL:N	2.14	0.79
29:BF:51:TYR:O	29:BF:55:ARG:N	2.15	0.79
55:BK:33:VAL:HG23	55:BK:60:VAL:HG11	1.63	0.79
34:BO:34:ASN:O	34:BO:35:ILE:C	2.21	0.79
35:BP:94:ARG:HD3	35:BP:120:LEU:HB2	1.62	0.79
36:BQ:45:GLN:NE2	36:BQ:153:PRO:CB	2.20	0.79
36:BQ:18:GLU:HG2	36:BQ:23:ILE:HD11	1.65	0.79
36:BQ:91:HIS:O	36:BQ:92:VAL:HG13	1.83	0.79
45:BV:40:VAL:O	45:BV:51:ALA:HB2	1.83	0.79
45:BV:49:GLU:CB	45:BV:53:LYS:HD2	2.12	0.79
44:BU:47:TYR:CE1	45:BV:75:LYS:O	2.22	0.79
45:BV:69:ILE:CG2	45:BV:88:GLN:HB3	2.12	0.79
39:BW:10:VAL:CG1	39:BW:46:PHE:HE2	1.96	0.79

*Continued on next page...*



*Continued from previous page...*

Atom-1	Atom-2	Interatomic distance (Å)	Clash overlap (Å)
42:BZ:51:LEU:HD11	42:BZ:64:ALA:N	1.98	0.79
1:AA:1328:C:C5'	16:AM:28:ALA:HB1	2.12	0.79
1:AA:436:C:O2'	1:AA:437:U:O4'	2.00	0.79
1:AA:1190:G:H5'	6:AC:176:HIS:CE1	2.18	0.79
1:AA:375:U:H4'	19:AP:17:TYR:CE2	2.18	0.79
3:AW:75:C:N4	49:B4:28:ARG:CG	2.46	0.79
46:B2:27:LEU:O	46:B2:30:ALA:N	2.16	0.79
46:B2:6:GLN:O	46:B2:9:ARG:HB3	1.82	0.79
49:B4:11:PRO:HA	49:B4:40:HIS:HD2	1.43	0.79
49:B4:68:ARG:HG2	49:B4:72:LYS:CB	2.13	0.79
26:BA:1324:G:H1'	26:BA:1616:A:N6	1.98	0.79
26:BA:2776:A:H1'	26:BA:2778:A:H8	1.43	0.79
26:BA:2785:C:C5	26:BA:2786:U:C4	2.70	0.79
26:BA:2818:G:N2	26:BA:2829:C:N3	2.30	0.79
26:BA:2820:A:C2	26:BA:2820:A:H5''	2.18	0.79
26:BA:328:U:O2'	41:BY:94:SER:CB	2.31	0.79
26:BA:885:C:H41	26:BA:889:C:H1'	1.47	0.79
28:BE:102:ASP:CG	28:BE:104:PHE:CE1	2.56	0.79
28:BE:107:GLU:O	28:BE:110:ARG:N	2.14	0.79
28:BE:79:ARG:NH1	28:BE:104:PHE:HA	1.98	0.79
29:BF:102:LEU:HB3	29:BF:107:ARG:CZ	2.13	0.79
29:BF:115:LEU:O	29:BF:118:THR:OG1	2.01	0.79
29:BF:33:LYS:N	29:BF:36:ARG:HE	1.80	0.79
29:BF:51:TYR:O	29:BF:55:ARG:HA	1.81	0.79
55:BK:116:LEU:HD11	55:BK:124:ALA:HA	1.63	0.79
55:BK:93:LYS:HA	55:BK:96:ILE:CG1	2.12	0.79
35:BP:53:ARG:HD2	35:BP:53:ARG:N	1.96	0.79
35:BP:69:ILE:HB	35:BP:73:VAL:HG21	1.63	0.79
35:BP:94:ARG:O	35:BP:95:ASP:HB3	1.83	0.79
45:BV:30:GLY:O	45:BV:63:HIS:CB	2.28	0.79
39:BW:44:ALA:O	39:BW:45:TYR:C	2.21	0.79
42:BZ:48:THR:OG1	42:BZ:66:VAL:O	1.99	0.79
1:AA:1085:U:O4'	1:AA:1094:G:N1	2.16	0.79
3:AW:37:YYG:C19	10:AG:83:ALA:C	2.44	0.79
3:AW:72:C:C2'	3:AW:73:A:O4'	2.31	0.79
48:B0:37:LEU:O	48:B0:40:GLN:HG2	1.83	0.79
47:B3:40:THR:CB	47:B3:43:ILE:CD1	2.44	0.79
47:B3:51:ALA:C	47:B3:53:LEU:H	1.85	0.79
3:AW:75:C:N4	49:B4:28:ARG:HG3	1.98	0.79
49:B4:68:ARG:CZ	49:B4:72:LYS:HD3	2.13	0.79
51:B6:36:GLU:HB3	51:B6:52:GLU:HB2	1.63	0.79

*Continued on next page...*



*Continued from previous page...*

Atom-1	Atom-2	Interatomic distance (Å)	Clash overlap (Å)
53:B8:60:LEU:HD11	53:B8:64:ARG:HB3	1.62	0.79
26:BA:1826:G:OP1	27:BD:227:VAL:HG23	1.81	0.79
26:BA:1952:A:C2	34:BO:22:ILE:CG2	2.35	0.79
26:BA:530:G:O6	26:BA:2021:C:H3'	1.83	0.79
26:BA:2287:A:C2	26:BA:2289:G:C8	2.71	0.79
26:BA:2309:A:C5'	26:BA:2310:A:H8	1.96	0.79
26:BA:2737:G:C4	26:BA:2738:A:C8	2.71	0.79
26:BA:2843:G:C4	26:BA:2844:G:C8	2.71	0.79
26:BA:2875:C:N4	26:BA:2876:G:C6	2.51	0.79
26:BA:396:G:C4'	49:B4:39:VAL:CG1	2.61	0.79
26:BA:905:U:O2'	42:BZ:117:VAL:HG13	1.83	0.79
26:BA:979:G:H3'	26:BA:980:A:C5'	2.11	0.79
28:BE:262:THR:HG1	28:BE:266:LYS:NZ	1.81	0.79
31:BH:105:SER:O	31:BH:106:VAL:HG23	1.82	0.79
32:BI:24:GLY:O	32:BI:25:TYR:O	2.00	0.79
55:BK:132:ALA:HB1	55:BK:137:ILE:O	1.83	0.79
33:BN:79:PHE:HD1	33:BN:79:PHE:N	1.80	0.79
34:BO:58:VAL:CG1	34:BO:59:LYS:H	1.95	0.79
26:BA:245:G:C5'	35:BP:55:GLN:O	2.24	0.79
36:BQ:42:TYR:C	36:BQ:125:TRP:CH2	2.56	0.79
36:BQ:142:LYS:HE2	36:BQ:143:VAL:O	1.83	0.79
36:BQ:32:LYS:HZ2	42:BZ:172:LEU:HD13	1.48	0.79
37:BS:49:THR:H	37:BS:55:ASP:CG	1.86	0.79
44:BU:13:ARG:NH1	44:BU:13:ARG:N	2.30	0.79
39:BW:55:ALA:CA	39:BW:107:LEU:CD1	2.60	0.79
41:BY:43:ASN:HD22	41:BY:101:LEU:HD23	1.41	0.79
41:BY:47:THR:HG21	41:BY:100:ASP:HB2	1.64	0.79
41:BY:55:PHE:CD1	41:BY:89:ARG:NH1	2.51	0.79
41:BY:74:VAL:N	41:BY:91:LEU:CD1	2.40	0.79
42:BZ:116:VAL:HA	42:BZ:169:VAL:CG2	2.04	0.79
42:BZ:151:ASP:HB3	42:BZ:153:LYS:HZ3	1.46	0.79
42:BZ:4:THR:O	42:BZ:33:ALA:CB	2.31	0.79
1:AA:976:G:C6	1:AA:361(A):C:H5	1.96	0.78
5:AB:145:LEU:O	5:AB:149:LEU:HB2	1.82	0.78
1:AA:1328:C:P	16:AM:28:ALA:HB2	2.23	0.78
6:AC:12:LEU:CD2	17:AN:51:GLY:HA3	2.13	0.78
19:AP:20:VAL:HG11	19:AP:32:TYR:CB	2.13	0.78
20:AQ:81:ARG:HG2	20:AQ:84:LEU:HG	1.64	0.78
26:BA:2354:G:H21	48:B0:32:LYS:HE3	1.45	0.78
47:B3:8:LEU:O	47:B3:9:VAL:HG13	1.83	0.78
54:B9:24:LEU:CD2	54:B9:36:GLN:H	1.96	0.78

*Continued on next page...*



*Continued from previous page...*

Atom-1	Atom-2	Interatomic distance (Å)	Clash overlap (Å)
26:BA:1665:A:N3	34:BO:67:ARG:NH1	2.31	0.78
26:BA:1857:G:H2'	26:BA:1858:G:C8	2.17	0.78
26:BA:2227:A:C6	26:BA:2228:G:C5	2.70	0.78
26:BA:2428:G:C8	26:BA:2428:G:H3'	2.18	0.78
26:BA:2592:G:N2	26:BA:2603:G:C6	2.51	0.78
26:BA:2737:G:H2'	26:BA:2738:A:C8	2.18	0.78
26:BA:2793:G:C6	26:BA:2794:C:C4	2.70	0.78
26:BA:2840:C:H2'	26:BA:2841:C:C6	2.17	0.78
26:BA:352:G:O5'	26:BA:352:G:H8	1.66	0.78
26:BA:562:U:O2'	26:BA:563:G:H5''	1.82	0.78
26:BA:59:U:O5'	26:BA:73:A:N6	2.15	0.78
26:BA:599:G:H1	26:BA:658:C:H42	1.30	0.78
27:BD:143:ILE:H	27:BD:143:ILE:CD1	1.81	0.78
27:BD:143:ILE:HD13	27:BD:153:LEU:N	1.95	0.78
26:BA:2512:C:OP1	28:BE:219:VAL:HG13	1.82	0.78
29:BF:104:ASP:O	29:BF:105:LYS:C	2.22	0.78
31:BH:130:ILE:CG2	31:BH:131:ILE:H	1.96	0.78
26:BA:1140:C:OP1	33:BN:18:ILE:HG13	1.82	0.78
33:BN:65:ASN:O	33:BN:66:ASP:C	2.21	0.78
35:BP:114:VAL:CG2	35:BP:132:LYS:HB3	2.03	0.78
35:BP:57:VAL:CG1	35:BP:58:GLN:N	2.27	0.78
36:BQ:49:VAL:HG21	36:BQ:119:ASN:O	1.83	0.78
44:BU:111:ASP:C	44:BU:113:SER:N	2.31	0.78
39:BW:32:ALA:CA	39:BW:35:ILE:CG1	2.56	0.78
1:AA:1315:U:OP2	22:AS:6:LYS:CD	2.31	0.78
1:AA:988:G:O2'	1:AA:1015:A:N6	2.16	0.78
7:AD:23:GLY:CA	7:AD:113:SER:CB	2.61	0.78
16:AM:92:HIS:CE1	16:AM:110:ARG:NH2	2.51	0.78
26:BA:2386:C:H1'	48:B0:39:ARG:HH21	1.48	0.78
47:B3:20:LYS:C	47:B3:23:LEU:CG	2.27	0.78
50:B5:11:THR:HG21	50:B5:19:ARG:NH2	1.94	0.78
26:BA:2252:G:H2'	26:BA:2253:G:H5'	0.85	0.78
26:BA:2458:G:C8	26:BA:2490:G:C6	2.70	0.78
26:BA:2507:C:C4	26:BA:2583:G:C2	2.71	0.78
26:BA:2603:G:N3	26:BA:2604:U:H6	1.80	0.78
26:BA:2043:C:C4	26:BA:2777:G:C4	2.69	0.78
26:BA:2776:A:C4	26:BA:2778:A:C5	2.69	0.78
26:BA:574:C:H41	26:BA:2054:A:H5'	1.44	0.78
26:BA:576:U:OP1	26:BA:2503:A:OP1	2.01	0.78
26:BA:599:G:H5'	29:BF:29:ASP:OD2	1.83	0.78
26:BA:604:G:H21	26:BA:657:U:H4'	1.47	0.78

*Continued on next page...*



*Continued from previous page...*

Atom-1	Atom-2	Interatomic distance (Å)	Clash overlap (Å)
27:BD:90:ILE:HG21	27:BD:103:ILE:N	1.99	0.78
30:BG:38:GLU:O	30:BG:41:LEU:HB2	1.84	0.78
26:BA:1081:U:H4'	55:BK:123:ALA:HB1	1.65	0.78
55:BK:20:PRO:HG2	55:BK:23:PRO:CG	2.12	0.78
26:BA:1667:G:H5''	34:BO:5:GLU:OE1	1.84	0.78
40:BX:28:VAL:O	40:BX:62:LYS:CB	2.27	0.78
42:BZ:25:ASN:HA	42:BZ:84:TYR:CD1	2.18	0.78
1:AA:1286:A:N3	24:AU:22:ARG:NH2	2.31	0.78
1:AA:403:C:H42	1:AA:547:A:H5'	1.45	0.78
46:B2:6:GLN:HA	46:B2:9:ARG:HB3	1.66	0.78
51:B6:19:GLY:C	51:B6:42:PRO:HB2	2.02	0.78
51:B6:28:ARG:HG3	51:B6:30:ASN:CB	2.12	0.78
53:B8:19:THR:HB	53:B8:21:LYS:HZ1	1.46	0.78
53:B8:6:THR:C	53:B8:8:LYS:N	2.35	0.78
26:BA:2313:C:H5''	30:BG:51:ARG:NH1	1.98	0.78
26:BA:2352:A:H2	48:B0:30:VAL:CB	1.97	0.78
26:BA:2418:A:O2'	26:BA:2419:U:O4'	2.00	0.78
26:BA:2570:G:C2	26:BA:2571:C:C6	2.69	0.78
26:BA:2578:G:C8	28:BE:237:ASN:OD1	2.35	0.78
26:BA:2593:U:O2	26:BA:2600:A:N1	2.15	0.78
26:BA:457:A:H1'	26:BA:459:U:C2	2.18	0.78
26:BA:673:C:C4'	29:BF:82:GLN:CD	2.52	0.78
26:BA:85:G:P	41:BY:65:VAL:CB	2.71	0.78
27:BD:167:GLU:O	27:BD:170:TYR:CG	2.36	0.78
27:BD:142:ASN:HB2	27:BD:190:THR:H	1.48	0.78
27:BD:202:LYS:O	27:BD:204:PHE:HE1	1.66	0.78
28:BE:42:ALA:HA	28:BE:311:PHE:CE2	2.16	0.78
28:BE:45:LYS:NZ	28:BE:303:PRO:CA	2.37	0.78
29:BF:4:THR:O	29:BF:139:VAL:CB	2.31	0.78
29:BF:5:ILE:CB	29:BF:14:GLY:O	2.19	0.78
29:BF:163:HIS:C	29:BF:166:ILE:HG13	2.03	0.78
43:BR:61:HIS:O	43:BR:64:ARG:N	2.16	0.78
44:BU:13:ARG:C	44:BU:16:LYS:HB2	2.01	0.78
44:BU:25:TRP:HB3	44:BU:28:ARG:NH1	1.98	0.78
45:BV:33:VAL:HG12	45:BV:34:GLU:H	1.45	0.78
39:BW:97:LYS:CE	39:BW:99:ARG:NH1	2.46	0.78
40:BX:13:LYS:C	40:BX:16:ASN:OD1	2.21	0.78
40:BX:75:GLN:CB	40:BX:78:ALA:O	2.24	0.78
40:BX:9:HIS:CE1	40:BX:27:ALA:HB2	2.18	0.78
1:AA:60:A:N6	1:AA:107:G:C2'	2.46	0.78
1:AA:427:U:H5'	7:AD:41:GLY:CA	2.14	0.78

*Continued on next page...*



*Continued from previous page...*

Atom-1	Atom-2	Interatomic distance (Å)	Clash overlap (Å)
6:AC:11:ARG:HG2	6:AC:15:THR:O	1.82	0.78
48:B0:36:ILE:HG22	48:B0:36:ILE:O	1.83	0.78
26:BA:850:C:C4'	47:B3:18:ASP:CG	2.42	0.78
26:BA:2815:C:C5'	50:B5:29:ASN:ND2	2.42	0.78
50:B5:6:VAL:HG13	50:B5:7:PRO:HD2	1.65	0.78
26:BA:2230:G:O2'	26:BA:2231:C:C5'	2.32	0.78
26:BA:2261:C:O4'	26:BA:2388:A:H1'	1.84	0.78
26:BA:2313:C:OP1	30:BG:51:ARG:CG	2.31	0.78
26:BA:2646:C:C2'	26:BA:2647:U:H5'	2.13	0.78
26:BA:2758:A:C2'	26:BA:2759:G:O5'	2.31	0.78
26:BA:2831:G:H5'	26:BA:2834:G:O2'	1.84	0.78
26:BA:2881:C:N4	26:BA:2882:A:N6	2.31	0.78
26:BA:616:A:H5''	29:BF:42:ARG:NH1	1.94	0.78
27:BD:61:TYR:OH	27:BD:214:MET:HE3	1.82	0.78
28:BE:222:ARG:HG2	28:BE:232:ARG:N	1.98	0.78
28:BE:222:ARG:NH2	28:BE:234:ARG:HB2	1.98	0.78
28:BE:299:SER:OG	28:BE:301:PRO:CD	2.29	0.78
29:BF:163:HIS:CA	29:BF:166:ILE:CG1	2.56	0.78
29:BF:168:ARG:C	29:BF:233:THR:HG22	2.00	0.78
30:BG:18:ILE:O	30:BG:135:VAL:HG11	1.83	0.78
31:BH:95:ALA:O	31:BH:127:GLN:HB2	1.83	0.78
34:BO:106:LEU:HD23	34:BO:106:LEU:H	1.46	0.78
26:BA:2485:G:H5'	36:BQ:144:THR:HG22	1.65	0.78
37:BS:32:PRO:HD2	37:BS:101:VAL:N	1.98	0.78
45:BV:94:LYS:O	45:BV:95:ILE:CG1	2.30	0.78
42:BZ:37:LYS:O	42:BZ:41:ARG:CD	2.32	0.78
1:AA:562:C:H1'	15:AL:15:ARG:HD2	1.66	0.78
26:BA:2421:G:OP1	51:B6:2:ALA:O	2.00	0.78
52:B7:17:GLY:O	52:B7:18:PHE:C	2.20	0.78
26:BA:1612:C:O2'	52:B7:5:TYR:HB2	1.83	0.78
52:B7:5:TYR:O	52:B7:6:GLN:C	2.22	0.78
26:BA:1819:A:H5''	27:BD:157:ALA:CB	2.13	0.78
26:BA:2434:A:HO2'	26:BA:2435:A:P	2.05	0.78
26:BA:2487:G:H2'	26:BA:2488:A:O5'	1.84	0.78
26:BA:2604:U:O2'	26:BA:2605:U:H5'	1.84	0.78
26:BA:2605:U:O2'	26:BA:2606:C:C5'	2.32	0.78
26:BA:481:G:OP2	41:BY:81:LYS:HG2	1.84	0.78
26:BA:599:G:O2'	29:BF:30:LEU:CD2	2.30	0.78
26:BA:752:A:C6	26:BA:1781:C:H1'	2.18	0.78
26:BA:1799:G:N1	27:BD:153:LEU:HD21	1.97	0.78
26:BA:1818:U:C4'	27:BD:155:ARG:HG3	2.13	0.78

*Continued on next page...*



*Continued from previous page...*

Atom-1	Atom-2	Interatomic distance (Å)	Clash overlap (Å)
26:BA:2310:A:C8	30:BG:55:LYS:NZ	2.51	0.78
55:BK:80:LYS:CD	55:BK:85:ILE:O	2.32	0.78
34:BO:35:ILE:CG1	34:BO:62:VAL:HG12	2.10	0.78
34:BO:64:ARG:O	34:BO:82:ASN:HA	1.83	0.78
34:BO:8:LEU:N	34:BO:8:LEU:CD2	2.45	0.78
36:BQ:108:SER:O	36:BQ:109:VAL:HG22	1.81	0.78
43:BR:60:LEU:CD2	43:BR:61:HIS:H	1.96	0.78
37:BS:127:LEU:O	37:BS:128:ASP:O	2.02	0.78
39:BW:55:ALA:HA	39:BW:107:LEU:HD11	1.65	0.78
39:BW:2:GLU:HA	39:BW:108:GLY:HA2	1.65	0.78
40:BX:13:LYS:H	40:BX:13:LYS:HD3	1.48	0.78
42:BZ:90:GLU:O	42:BZ:92:VAL:HG23	1.83	0.78
1:AA:1324:A:H4'	1:AA:361(A):C:O3'	1.83	0.78
26:BA:579:G:H1'	50:B5:10:LYS:HZ3	1.48	0.78
26:BA:1339:G:H5'	40:BX:13:LYS:HE3	1.64	0.78
26:BA:1364:G:H3'	49:B4:3:LYS:CE	2.14	0.78
26:BA:1530:G:H21	26:BA:1531:C:H5	1.32	0.78
26:BA:1567:A:N7	27:BD:84:PRO:HB3	1.99	0.78
26:BA:2195:C:C5'	26:BA:2195:C:C6	2.62	0.78
26:BA:2089:U:H3	26:BA:2231:C:H42	1.32	0.78
26:BA:2263:C:H2'	26:BA:2264:C:H5'	1.66	0.78
26:BA:2278:A:OP1	36:BQ:20:ILE:HG22	1.83	0.78
26:BA:2330:G:H1	26:BA:2385:C:H41	1.29	0.78
26:BA:2459:A:H8	26:BA:2460:U:C5	2.00	0.78
26:BA:2571:C:O2	26:BA:2571:C:H2'	1.84	0.78
26:BA:2597:G:H2'	26:BA:2598:A:H8	1.01	0.78
26:BA:2603:G:C4	26:BA:2604:U:C5	2.72	0.78
26:BA:858:U:H5'	48:B0:20:TYR:OH	1.83	0.78
26:BA:911:A:N1	36:BQ:16:ARG:CA	2.44	0.78
27:BD:131:LEU:HG	27:BD:187:CYS:O	1.82	0.78
26:BA:2574:G:HO2'	28:BE:240:PRO:HB3	0.79	0.78
30:BG:58:VAL:CG1	30:BG:58:VAL:O	2.32	0.78
55:BK:37:GLU:C	55:BK:41:ARG:HD3	2.04	0.78
33:BN:135:ILE:C	33:BN:139:LEU:HD11	2.03	0.78
33:BN:79:PHE:O	33:BN:83:ILE:CG2	2.31	0.78
34:BO:31:ARG:O	34:BO:32:TYR:CG	2.37	0.78
34:BO:14:SER:HB3	34:BO:86:ILE:HD12	1.64	0.78
37:BS:114:LYS:O	37:BS:115:VAL:C	2.22	0.78
44:BU:46:GLU:O	44:BU:47:TYR:O	2.02	0.78
45:BV:40:VAL:O	45:BV:51:ALA:HB1	1.84	0.78
40:BX:50:GLU:CB	40:BX:67:ARG:O	2.32	0.78

*Continued on next page...*



*Continued from previous page...*

Atom-1	Atom-2	Interatomic distance (Å)	Clash overlap (Å)
40:BX:5:ILE:CG2	40:BX:6:LYS:N	1.93	0.78
42:BZ:149:ALA:HB3	42:BZ:164:PRO:C	2.03	0.78
42:BZ:26:LYS:O	42:BZ:27:GLU:CD	2.21	0.78
42:BZ:51:LEU:HD23	42:BZ:52:PHE:CA	2.12	0.78
42:BZ:71:MET:HG2	42:BZ:78:PRO:HD2	1.53	0.78
42:BZ:62:PHE:CE2	42:BZ:87:THR:HB	2.19	0.78
1:AA:947:G:H4'	1:AA:1332:A:H2	1.49	0.78
1:AA:571:U:H3'	1:AA:572:A:C5'	2.13	0.78
1:AA:1319:A:H4'	22:AS:70:LYS:HZ3	0.95	0.78
48:B0:14:ARG:C	48:B0:14:ARG:HD2	2.01	0.78
26:BA:849:A:H2	47:B3:21:ALA:CA	1.97	0.78
47:B3:23:LEU:HA	47:B3:28:LEU:HD11	1.59	0.78
26:BA:126:A:OP1	52:B7:44:VAL:HG13	1.84	0.78
53:B8:6:THR:O	53:B8:8:LYS:CA	2.32	0.78
26:BA:1103:A:O3'	26:BA:1104:C:P	2.42	0.78
26:BA:2250:G:H3'	26:BA:2250:G:C8	2.18	0.78
26:BA:2252:G:C2'	26:BA:2253:G:C5'	2.46	0.78
26:BA:2395:C:C3'	26:BA:2395:C:C6	2.67	0.78
26:BA:2466:C:O2'	26:BA:2467:C:H5'	1.83	0.78
26:BA:2468:G:HO2'	26:BA:2469:A:H8	0.79	0.78
26:BA:2604:U:C2	26:BA:2605:U:C5	2.71	0.78
26:BA:2652:C:H5	26:BA:2653:U:C4	2.01	0.78
26:BA:2657:A:H2'	26:BA:2658:C:H5'	1.65	0.78
26:BA:712(A):A:H5'	26:BA:2713:A:H5''	1.64	0.78
26:BA:2821:A:C2	26:BA:2822:G:N7	2.51	0.78
26:BA:341:G:H2'	26:BA:342:G:O4'	1.83	0.78
25:BB:103:U:O2'	42:BZ:67:LYS:CG	2.31	0.78
27:BD:196:ASN:CA	27:BD:199:ARG:HD3	2.14	0.78
27:BD:81:GLU:O	27:BD:82:TYR:C	2.21	0.78
28:BE:81:VAL:CG1	28:BE:100:TRP:HZ3	1.96	0.78
28:BE:189:MET:O	28:BE:190:ASN:OD1	2.00	0.78
28:BE:45:LYS:HZ2	28:BE:303:PRO:C	1.81	0.78
29:BF:195:VAL:CG1	29:BF:213:ALA:HB3	2.13	0.78
32:BI:89:LEU:HD11	32:BI:93:ILE:HG21	1.66	0.78
55:BK:107:GLU:OE1	55:BK:107:GLU:C	2.22	0.78
55:BK:93:LYS:CA	55:BK:96:ILE:HG13	2.14	0.78
33:BN:42:GLU:HA	33:BN:133:GLY:HA3	1.66	0.78
34:BO:103:ALA:CA	34:BO:122:ILE:O	2.28	0.78
36:BQ:49:VAL:HA	36:BQ:121:ASP:CB	2.14	0.78
43:BR:63:ARG:HH21	43:BR:77:ARG:CG	1.95	0.78
43:BR:67:LEU:HB2	43:BR:76:VAL:HG11	1.63	0.78

*Continued on next page...*



*Continued from previous page...*

Atom-1	Atom-2	Interatomic distance (Å)	Clash overlap (Å)
44:BU:59:ARG:O	44:BU:62:ILE:CA	2.31	0.78
44:BU:83:LEU:O	44:BU:86:ALA:HB2	1.84	0.78
45:BV:39:PHE:CE2	45:BV:41:GLY:C	2.57	0.78
26:BA:564:C:OP2	45:BV:79:GLN:OE1	2.02	0.78
39:BW:16:LYS:O	39:BW:17:VAL:C	2.22	0.78
41:BY:31:LEU:HD13	41:BY:101:LEU:CB	2.13	0.78
5:AB:180:LEU:O	5:AB:181:PHE:HB2	1.81	0.78
7:AD:141:ARG:HB3	7:AD:142:PRO:HD2	1.66	0.78
1:AA:541:G:C4'	7:AD:42:GLN:HE21	1.97	0.78
19:AP:20:VAL:CG1	19:AP:32:TYR:HB2	2.13	0.78
3:AW:45:G:HO3'	3:AW:46:G:C5'	1.95	0.78
48:B0:24:LYS:CG	48:B0:56:ASP:OD1	2.32	0.78
47:B3:8:LEU:HD23	47:B3:31:LEU:C	1.98	0.78
26:BA:1059:G:H1'	55:BK:127:ILE:HD13	1.66	0.78
26:BA:2318:G:C8	26:BA:2318:G:O5'	2.37	0.78
26:BA:2454:G:N2	26:BA:2455:G:H1'	1.97	0.78
26:BA:2450:A:OP1	26:BA:2497:A:C8	2.37	0.78
26:BA:2520:C:C2	26:BA:2521:C:H5	1.95	0.78
26:BA:2584:U:C1'	26:BA:2585:U:H5	1.97	0.78
26:BA:2607:G:C6	26:BA:2608:G:C2	2.72	0.78
26:BA:2618:G:HO2'	26:BA:2619:C:P	2.06	0.78
26:BA:2722:G:H2'	26:BA:2723:C:C6	2.17	0.78
26:BA:2744:G:C4	26:BA:2761:G:N2	2.52	0.78
26:BA:54:G:H1'	52:B7:35:ARG:HH22	1.48	0.78
26:BA:974(A):C:H1'	26:BA:989:G:N2	1.97	0.78
27:BD:232:VAL:O	27:BD:232:VAL:CG2	2.27	0.78
26:BA:2679:A:N3	28:BE:300:VAL:CG2	2.47	0.78
29:BF:214:THR:N	29:BF:218:VAL:CG2	2.44	0.78
29:BF:196:THR:C	29:BF:236:THR:HG1	1.88	0.78
29:BF:215:ALA:CA	29:BF:242:GLU:HG3	2.14	0.78
29:BF:30:LEU:O	29:BF:31:ILE:O	2.01	0.78
30:BG:56:ARG:CG	30:BG:65:GLU:CB	2.60	0.78
31:BH:121:GLU:CD	31:BH:121:GLU:N	2.37	0.78
55:BK:9:ILE:HD13	55:BK:31:HIS:HB2	1.65	0.78
35:BP:66:VAL:HB	35:BP:67:ARG:NH1	1.97	0.78
36:BQ:56:ILE:O	36:BQ:61:LEU:HD11	1.83	0.78
43:BR:18:LEU:O	43:BR:19:ALA:C	2.22	0.78
43:BR:80:PHE:O	43:BR:84:ALA:CB	2.32	0.78
44:BU:99:ALA:HA	44:BU:106:PHE:CB	1.87	0.78
39:BW:20:VAL:HG13	39:BW:47:VAL:HG21	1.61	0.78
39:BW:68:ARG:C	39:BW:69:LEU:HD23	2.04	0.78

*Continued on next page...*



*Continued from previous page...*

Atom-1	Atom-2	Interatomic distance (Å)	Clash overlap (Å)
39:BW:81:ALA:HB1	39:BW:97:LYS:HD2	1.63	0.78
26:BA:439:G:H5''	41:BY:6:LYS:NZ	1.96	0.78
42:BZ:151:ASP:HB3	42:BZ:153:LYS:HZ2	1.46	0.78
42:BZ:42:ALA:O	42:BZ:45:GLN:N	2.17	0.78
47:B3:19:GLN:O	47:B3:23:LEU:HD23	1.82	0.78
47:B3:8:LEU:CA	47:B3:54:VAL:HG11	2.11	0.78
49:B4:14:ILE:C	49:B4:15:ILE:HD12	2.05	0.78
50:B5:11:THR:CG2	50:B5:19:ARG:NH2	2.47	0.78
26:BA:2021:C:OP2	50:B5:15:LYS:HE3	1.62	0.78
26:BA:2400:G:C2'	51:B6:20:PHE:HE1	1.96	0.78
53:B8:56:ALA:O	53:B8:57:ARG:C	2.22	0.78
53:B8:5:LYS:O	53:B8:7:HIS:ND1	2.17	0.78
26:BA:1671:U:O2'	28:BE:225:LYS:NZ	2.15	0.78
26:BA:2227:A:C6	26:BA:2228:G:O6	2.37	0.78
26:BA:2264:C:C4	26:BA:2277:G:C6	2.71	0.78
26:BA:2349:G:C2	26:BA:2369:A:C2	2.72	0.78
26:BA:2479:G:H2'	26:BA:2480:C:O5'	1.84	0.78
26:BA:2523:G:H2'	26:BA:2524:G:H5'	1.63	0.78
26:BA:2652:C:H42	26:BA:2668:G:H1	1.29	0.78
26:BA:2716:U:C2'	26:BA:2717:G:C5'	2.60	0.78
26:BA:495:G:H4'	39:BW:57:ASN:HD22	1.41	0.78
27:BD:143:ILE:HD13	27:BD:153:LEU:H	1.49	0.78
28:BE:105:HIS:H	28:BE:108:LEU:HD12	1.48	0.78
28:BE:218:GLY:C	28:BE:219:VAL:HG23	2.04	0.78
28:BE:62:ARG:C	28:BE:63:GLU:HG3	2.04	0.78
28:BE:79:ARG:C	28:BE:187:HIS:CE1	2.50	0.78
30:BG:29:HIS:HE1	30:BG:64:ARG:CZ	1.97	0.78
55:BK:25:GLY:HA2	55:BK:35:ILE:CD1	2.12	0.78
26:BA:2563:U:H4'	34:BO:27:GLY:HA2	1.66	0.78
34:BO:17:ARG:NH2	34:BO:47:THR:HA	1.99	0.78
34:BO:66:LYS:C	34:BO:66:LYS:CD	2.52	0.78
26:BA:911:A:C8	36:BQ:16:ARG:CD	2.67	0.78
30:BG:146:LYS:HG3	37:BS:15:GLU:CG	2.13	0.78
37:BS:20:TYR:CE2	37:BS:21:HIS:HD2	1.95	0.78
37:BS:35:VAL:HG11	37:BS:37:ARG:CZ	2.13	0.78
44:BU:59:ARG:O	44:BU:62:ILE:HB	1.82	0.78
40:BX:18:MET:SD	40:BX:24:LEU:HA	2.24	0.78
25:BB:74:U:O2	42:BZ:29:ASN:ND2	2.15	0.78
42:BZ:71:MET:HG3	42:BZ:78:PRO:HG3	1.65	0.78
6:AC:18:TRP:CD1	17:AN:53:LEU:O	2.36	0.78
1:AA:254:G:O2'	20:AQ:16:GLN:O	2.01	0.78

*Continued on next page...*



*Continued from previous page...*

Atom-1	Atom-2	Interatomic distance (Å)	Clash overlap (Å)
48:B0:36:ILE:H	48:B0:68:VAL:HG22	1.49	0.78
26:BA:989:G:N7	47:B3:13:ILE:HD12	1.98	0.78
26:BA:1518:C:H3'	26:BA:1519:G:C4'	2.14	0.78
26:BA:2093:G:H4'	32:BI:25:TYR:HA	1.66	0.78
26:BA:2094:G:C6	26:BA:2196:C:N4	2.46	0.78
26:BA:2410:G:N3	26:BA:2411:A:N7	2.25	0.78
26:BA:2446:G:H5'	26:BA:2446:G:C8	2.15	0.78
26:BA:2521:C:O4'	26:BA:2565:A:H1'	1.84	0.78
26:BA:2544:G:H5'	26:BA:2645:G:N7	1.94	0.78
26:BA:2729:G:H2'	26:BA:2730:C:O4'	1.83	0.78
26:BA:2762:G:N7	26:BA:2763:G:C5	2.51	0.78
26:BA:2827:C:O2	26:BA:2827:C:H2'	1.84	0.78
26:BA:801:G:OP2	29:BF:79:ARG:NE	2.15	0.78
26:BA:994:C:OP2	44:BU:54:LYS:CE	2.27	0.78
27:BD:146:LYS:HD2	27:BD:147:PRO:CD	2.07	0.78
27:BD:162:GLN:OE1	27:BD:174:ARG:HB3	1.84	0.78
27:BD:158:GLY:CA	27:BD:194:VAL:HG21	2.13	0.78
29:BF:32:GLY:O	29:BF:35:VAL:CB	2.32	0.78
30:BG:93:LEU:HD21	30:BG:106:PHE:CD2	2.16	0.78
55:BK:122:GLU:O	55:BK:126:LYS:CG	2.27	0.78
33:BN:20:GLY:O	33:BN:21:ARG:C	2.22	0.78
34:BO:103:ALA:HB3	34:BO:105:GLU:HG2	1.66	0.78
34:BO:10:VAL:CG2	34:BO:16:ALA:HB3	2.11	0.78
36:BQ:56:ILE:HD11	36:BQ:115:SER:H	1.47	0.78
37:BS:100:ALA:H	37:BS:127:LEU:HD21	1.49	0.78
37:BS:72:GLU:CB	37:BS:74:PRO:HD2	2.12	0.78
26:BA:144:C:C5'	40:BX:36:GLU:CD	2.39	0.78
41:BY:92:ASP:O	41:BY:94:SER:N	2.17	0.78
42:BZ:40:ASP:OD2	42:BZ:41:ARG:NH2	2.16	0.78
1:AA:977:A:N6	1:AA:1224:G:OP1	2.12	0.77
1:AA:112:G:H4'	1:AA:389:A:H4'	1.66	0.77
12:AI:11:LYS:HG3	12:AI:108:VAL:HG11	1.66	0.77
2:AV:70:C:H2'	2:AV:71:G:H8	1.47	0.77
2:AV:7:U:C4	2:AV:49:C:C5	2.71	0.77
3:AW:1:G:H21	3:AW:2:C:N4	1.80	0.77
47:B3:15:TYR:HB3	47:B3:16:PRO:HD2	1.65	0.77
47:B3:8:LEU:HD23	47:B3:32:GLN:N	1.96	0.77
26:BA:1140:C:H4'	26:BA:142(A):A:C5	2.19	0.77
26:BA:1240:U:H3'	26:BA:1241:A:C8	2.19	0.77
26:BA:1339:G:N2	26:BA:1603:A:C8	2.52	0.77
26:BA:1341:U:OP2	26:BA:1397:U:N3	2.16	0.77

*Continued on next page...*



*Continued from previous page...*

Atom-1	Atom-2	Interatomic distance (Å)	Clash overlap (Å)
26:BA:2375:G:N1	26:BA:2379:G:C6	2.52	0.77
26:BA:2556:C:C3'	26:BA:2557:G:H5'	2.09	0.77
26:BA:2654:A:H61	26:BA:2667:C:H42	1.16	0.77
26:BA:535:C:O3'	44:BU:53:LYS:HE2	1.83	0.77
26:BA:598:G:C2	29:BF:33:LYS:NZ	2.52	0.77
27:BD:129:LEU:HB3	27:BD:130:PRO:HD2	1.66	0.77
27:BD:106:PRO:C	27:BD:194:VAL:O	2.21	0.77
28:BE:240:PRO:HB2	28:BE:243:PRO:CG	2.13	0.77
28:BE:205:THR:CA	28:BE:261:ARG:HD2	2.08	0.77
29:BF:167:ASP:HB3	29:BF:232:LEU:H	1.48	0.77
29:BF:37:ALA:HB1	29:BF:107:ARG:NH2	1.98	0.77
55:BK:121:LEU:HD23	55:BK:125:MET:CE	2.13	0.77
34:BO:63:VAL:CG1	34:BO:102:VAL:HG11	1.88	0.77
36:BQ:156:ASN:O	36:BQ:156:ASN:OD1	2.01	0.77
43:BR:60:LEU:CG	43:BR:61:HIS:N	2.45	0.77
43:BR:91:GLN:O	43:BR:92:GLY:O	2.02	0.77
37:BS:32:PRO:HD2	37:BS:100:ALA:HA	1.64	0.77
25:BB:28:C:OP2	37:BS:41:LYS:HG3	1.83	0.77
44:BU:68:GLY:O	44:BU:70:ARG:N	2.17	0.77
45:BV:21:ARG:O	45:BV:92:ALA:HB1	1.83	0.77
41:BY:101:LEU:CD1	41:BY:112:LEU:HD12	2.14	0.77
41:BY:14:ALA:HB1	41:BY:15:PRO:HD3	1.66	0.77
42:BZ:107:GLU:H	42:BZ:107:GLU:CD	1.87	0.77
1:AA:403:C:OP2	7:AD:3:ARG:NH2	2.17	0.77
1:AA:39:G:C8	1:AA:498:U:C4	2.72	0.77
3:AW:76:A:C4	26:BA:2421:G:C4	2.58	0.77
26:BA:1364:G:C3'	49:B4:3:LYS:HD2	2.06	0.77
52:B7:43:THR:HA	52:B7:46:ASP:CG	2.04	0.77
53:B8:8:LYS:C	53:B8:10:ALA:N	2.37	0.77
53:B8:7:HIS:O	53:B8:10:ALA:CB	2.29	0.77
26:BA:1072:C:H42	26:BA:1100:C:N4	1.81	0.77
26:BA:2421:G:H5''	26:BA:2422:A:OP2	1.84	0.77
26:BA:2464:C:C4	26:BA:2487:G:N1	2.52	0.77
26:BA:2584:U:C6	26:BA:2585:U:H6	1.99	0.77
26:BA:2626:C:C5'	26:BA:2626:C:C6	2.62	0.77
26:BA:2810:A:H2'	26:BA:2811:G:C4'	2.09	0.77
26:BA:2827:C:O2'	26:BA:2828:C:H5'	1.83	0.77
26:BA:2850:A:C4	26:BA:2851:A:N7	2.52	0.77
26:BA:397:G:OP1	49:B4:40:HIS:C	2.22	0.77
28:BE:214:VAL:HG22	28:BE:221:LYS:CE	2.14	0.77
28:BE:222:ARG:HD3	28:BE:233:ARG:N	1.98	0.77

*Continued on next page...*



*Continued from previous page...*

Atom-1	Atom-2	Interatomic distance (Å)	Clash overlap (Å)
28:BE:44:TYR:HE1	28:BE:308:VAL:HG13	1.48	0.77
29:BF:225:PRO:O	29:BF:231:ARG:HG2	1.73	0.77
29:BF:231:ARG:C	29:BF:232:LEU:HD23	2.02	0.77
29:BF:239:ALA:O	29:BF:242:GLU:N	2.13	0.77
30:BG:97:GLN:O	30:BG:104:PHE:HB3	1.85	0.77
30:BG:38:GLU:CB	30:BG:41:LEU:HD12	2.14	0.77
32:BI:13:GLY:CA	32:BI:15:LYS:HZ1	1.93	0.77
32:BI:43:ASN:ND2	32:BI:43:ASN:H	1.81	0.77
33:BN:87:LEU:CB	33:BN:88:PRO:CD	2.61	0.77
43:BR:28:LEU:CD1	43:BR:32:GLY:HA2	2.14	0.77
38:BT:24:LYS:O	38:BT:25:ASP:HB2	1.82	0.77
26:BA:1151:G:C3'	44:BU:81:ASN:ND2	2.44	0.77
40:BX:14:ALA:HB1	40:BX:18:MET:CE	2.13	0.77
41:BY:55:PHE:CD2	41:BY:89:ARG:NH1	2.35	0.77
41:BY:73:HIS:HE1	41:BY:90:PRO:HA	1.49	0.77
42:BZ:149:ALA:O	42:BZ:152:ILE:CG1	2.27	0.77
42:BZ:18:MET:C	42:BZ:36:ARG:CG	2.52	0.77
6:AC:18:TRP:NE1	17:AN:53:LEU:O	2.16	0.77
49:B4:35:VAL:CG1	49:B4:36:TRP:H	1.95	0.77
26:BA:1056:G:C6	26:BA:1102:C:OP2	2.37	0.77
26:BA:1309:G:H21	26:BA:1611:C:H5'	1.46	0.77
26:BA:1827:C:H41	27:BD:225:ARG:HH12	0.96	0.77
26:BA:2189:U:HO2'	26:BA:2190:G:H8	1.28	0.77
26:BA:2287:A:C2	26:BA:2289:G:O4'	2.32	0.77
26:BA:2331:G:N2	26:BA:2385:C:H5	1.80	0.77
26:BA:2392:A:C2'	26:BA:2393:A:C5'	2.59	0.77
26:BA:2436:G:O6	26:BA:2437:U:C4	2.38	0.77
26:BA:2461:C:N3	26:BA:2462:U:H5	1.79	0.77
26:BA:358:U:H3'	26:BA:359:A:H5'	1.65	0.77
26:BA:476:G:N2	26:BA:478:A:H2'	1.99	0.77
26:BA:603:A:H2'	26:BA:604:G:C8	2.19	0.77
27:BD:129:LEU:CD2	27:BD:130:PRO:CD	2.61	0.77
26:BA:2786:U:H5''	28:BE:100:TRP:O	1.82	0.77
28:BE:235:ILE:CG2	28:BE:236:GLY:N	2.47	0.77
31:BH:101:LYS:HZ3	31:BH:115:GLU:CB	1.94	0.77
31:BH:93:TYR:C	31:BH:94:ARG:CG	2.46	0.77
32:BI:134:HIS:CG	32:BI:135:PRO:HD2	2.19	0.77
55:BK:86:GLU:O	55:BK:87:LYS:O	2.02	0.77
34:BO:101:PRO:CB	34:BO:122:ILE:CD1	2.54	0.77
34:BO:77:ILE:CD1	34:BO:78:ARG:CA	2.53	0.77
36:BQ:32:LYS:HZ2	42:BZ:172:LEU:CD1	1.95	0.77

*Continued on next page...*



*Continued from previous page...*

Atom-1	Atom-2	Interatomic distance (Å)	Clash overlap (Å)
37:BS:87:LEU:O	37:BS:88:ALA:C	2.23	0.77
44:BU:15:LYS:O	44:BU:16:LYS:C	2.21	0.77
45:BV:19:VAL:O	45:BV:21:ARG:HG2	1.83	0.77
39:BW:15:ARG:O	39:BW:18:ARG:HB2	1.84	0.77
39:BW:25:ARG:HG2	39:BW:26:GLY:H	1.50	0.77
40:BX:33:SER:O	40:BX:37:VAL:CG2	2.33	0.77
41:BY:14:ALA:CB	41:BY:15:PRO:HD2	2.12	0.77
41:BY:43:ASN:ND2	41:BY:112:LEU:CD2	2.46	0.77
41:BY:73:HIS:CD2	41:BY:88:PRO:HB2	2.18	0.77
42:BZ:172:LEU:HD23	42:BZ:173:PRO:CA	2.13	0.77
1:AA:1369:C:OP2	12:AI:112:LYS:N	2.14	0.77
2:AV:5:A:H2'	2:AV:6:U:H6	1.48	0.77
48:B0:36:ILE:O	48:B0:37:LEU:CG	2.32	0.77
48:B0:37:LEU:HD13	48:B0:69:PHE:CB	2.09	0.77
26:BA:396:G:C4'	49:B4:39:VAL:HG12	2.13	0.77
51:B6:40:TYR:N	51:B6:50:PHE:CD1	2.53	0.77
26:BA:1260:G:C5'	39:BW:83:LYS:HZ1	1.92	0.77
26:BA:574:C:N4	26:BA:2054:A:C5'	2.47	0.77
26:BA:2195:C:P	26:BA:2195:C:C6	2.77	0.77
26:BA:2264:C:C4	26:BA:2277:G:O6	2.38	0.77
26:BA:2398:U:C6	26:BA:2398:U:H3'	2.20	0.77
26:BA:2543:G:H2'	26:BA:2544:G:H5'	1.66	0.77
26:BA:2584:U:C1'	26:BA:2585:U:C5	2.67	0.77
26:BA:2074:U:HO2'	26:BA:2597:G:HO2'	0.90	0.77
26:BA:2051:A:N7	26:BA:2614:A:C5	2.52	0.77
26:BA:2618:G:C6	26:BA:2619:C:H5	1.96	0.77
26:BA:2700:C:C3'	26:BA:2701:C:C5'	2.58	0.77
26:BA:2762:G:C5	26:BA:2763:G:C6	2.73	0.77
28:BE:189:MET:C	28:BE:190:ASN:OD1	2.22	0.77
29:BF:150:THR:HG23	29:BF:203:ALA:HB1	1.66	0.77
29:BF:30:LEU:O	29:BF:33:LYS:HB2	1.85	0.77
30:BG:98:PHE:HA	30:BG:104:PHE:HD2	0.90	0.77
31:BH:84:LYS:O	31:BH:131:ILE:CG2	2.32	0.77
31:BH:84:LYS:CG	31:BH:140:VAL:HG12	2.14	0.77
32:BI:94:THR:HG21	32:BI:96:LYS:HB3	1.63	0.77
55:BK:15:ALA:CA	55:BK:46:THR:HB	2.12	0.77
35:BP:120:LEU:CD1	35:BP:122:ALA:HB2	2.15	0.77
36:BQ:133:GLU:C	36:BQ:133:GLU:CD	2.42	0.77
43:BR:41:ALA:HB1	43:BR:114:VAL:CG2	2.14	0.77
43:BR:18:LEU:HD13	43:BR:19:ALA:N	1.99	0.77
43:BR:83:ILE:O	43:BR:84:ALA:C	2.22	0.77

*Continued on next page...*



*Continued from previous page...*

Atom-1	Atom-2	Interatomic distance (Å)	Clash overlap (Å)
44:BU:33:ARG:HG2	44:BU:34:ASN:H	1.48	0.77
41:BY:31:LEU:CD1	41:BY:113:GLU:OE1	2.27	0.77
42:BZ:154:LEU:HD13	42:BZ:160:LEU:CD1	2.12	0.77
1:AA:1224:G:N2	1:AA:1362:C:O2	1.99	0.77
1:AA:1517:G:H1'	26:BA:1919:A:H5''	1.65	0.77
48:B0:44:LYS:C	48:B0:45:PHE:CD1	2.57	0.77
46:B2:45:ARG:O	46:B2:46:ILE:C	2.22	0.77
53:B8:58:MET:O	53:B8:61:MET:N	2.18	0.77
26:BA:1456:G:H1	26:BA:2704:C:N4	1.83	0.77
26:BA:2320:A:N3	26:BA:2333:A:N1	2.32	0.77
26:BA:2454:G:C2	26:BA:2455:G:C1'	2.66	0.77
26:BA:2532:G:H8	26:BA:2532:G:H5'	1.46	0.77
26:BA:2570:G:N3	26:BA:2570:G:C2'	2.47	0.77
26:BA:477:A:H2'	26:BA:478:A:C8	2.19	0.77
27:BD:129:LEU:HD22	27:BD:130:PRO:CD	2.14	0.77
27:BD:71:ASP:C	27:BD:73:ILE:H	1.86	0.77
29:BF:196:THR:CA	29:BF:236:THR:HG21	2.11	0.77
31:BH:84:LYS:O	31:BH:131:ILE:HG22	1.84	0.77
32:BI:114:LYS:O	32:BI:115:ILE:O	2.03	0.77
55:BK:22:PRO:CG	55:BK:23:PRO:CD	2.59	0.77
33:BN:39:VAL:HA	33:BN:103:VAL:CG1	2.14	0.77
33:BN:58:GLU:CG	33:BN:61:VAL:HG21	2.14	0.77
34:BO:21:VAL:HA	34:BO:41:ALA:CB	2.12	0.77
36:BQ:94:ARG:NH2	36:BQ:105:PHE:O	2.18	0.77
43:BR:87:TYR:CD1	43:BR:94:TYR:HD2	2.00	0.77
44:BU:28:ARG:N	44:BU:31:GLN:OE1	2.18	0.77
25:BB:76:G:O3'	42:BZ:80:HIS:CG	2.37	0.77
48:B0:41:ARG:O	48:B0:74:LYS:HE2	1.84	0.77
47:B3:4:LEU:O	47:B3:36:VAL:CA	2.33	0.77
47:B3:9:VAL:H	47:B3:54:VAL:CG1	1.96	0.77
26:BA:1652:A:N6	26:BA:1653:G:H21	1.83	0.77
26:BA:2415:G:C6	26:BA:2416:C:H5	2.03	0.77
26:BA:2625:G:C3'	26:BA:2626:C:H5	1.77	0.77
26:BA:2637:U:O2	26:BA:2782:G:N2	2.18	0.77
26:BA:2646:C:H2'	26:BA:2647:U:C5'	2.14	0.77
26:BA:2812:G:O2'	26:BA:2813:A:C5'	2.32	0.77
26:BA:2887:U:O2	26:BA:2888:C:C6	2.37	0.77
26:BA:326:G:H22	26:BA:337:C:H1'	1.50	0.77
26:BA:579:G:H1'	50:B5:10:LYS:NZ	1.99	0.77
25:BB:100:G:N2	26:BA:863:A:H4'	1.99	0.77
27:BD:106:PRO:HG3	27:BD:141:HIS:CD2	2.20	0.77

*Continued on next page...*



*Continued from previous page...*

Atom-1	Atom-2	Interatomic distance (Å)	Clash overlap (Å)
27:BD:80:ILE:HD13	27:BD:82:TYR:CD1	2.19	0.77
29:BF:51:TYR:C	29:BF:55:ARG:CB	2.45	0.77
31:BH:162:ARG:HB3	31:BH:166:GLU:HG3	1.64	0.77
32:BI:2:LYS:HD2	32:BI:39:ALA:HB2	1.67	0.77
33:BN:103:VAL:O	33:BN:104:TYR:CG	2.37	0.77
34:BO:75:SER:O	34:BO:76:TYR:CD1	2.38	0.77
36:BQ:58:HIS:CB	36:BQ:111:THR:O	2.21	0.77
36:BQ:46:VAL:O	36:BQ:124:ALA:N	2.18	0.77
36:BQ:136:TRP:O	36:BQ:139:ALA:CB	2.33	0.77
36:BQ:28:ILE:HG12	36:BQ:62:GLU:OE2	1.84	0.77
36:BQ:82:LYS:HG2	36:BQ:84:ARG:HG3	1.65	0.77
2:AV:1:G:O2'	36:BQ:98:GLY:N	2.18	0.77
37:BS:76:GLY:C	37:BS:82:TYR:HB2	2.04	0.77
26:BA:583:G:P	44:BU:10:ARG:NH1	2.57	0.77
44:BU:54:LYS:O	44:BU:58:ARG:HG3	1.85	0.77
45:BV:50:ASP:CG	45:BV:53:LYS:HE3	2.04	0.77
39:BW:21:VAL:CG2	39:BW:22:ASP:H	1.98	0.77
40:BX:13:LYS:CA	40:BX:16:ASN:OD1	2.32	0.77
40:BX:23:LYS:HE2	40:BX:67:ARG:NH1	1.99	0.77
26:BA:498:G:O2'	41:BY:82:THR:HG23	1.84	0.77
42:BZ:92:VAL:C	42:BZ:94:VAL:N	2.38	0.77
1:AA:1314:C:N4	22:AS:4:SER:O	2.18	0.77
1:AA:575:G:N2	1:AA:880:C:O2	2.16	0.77
2:AV:31:A:H4'	12:AI:127:LYS:CD	2.14	0.77
1:AA:1114:C:O2'	17:AN:60:SER:O	2.03	0.77
21:AR:53:ARG:HD2	21:AR:58:LEU:O	1.84	0.77
52:B7:35:ARG:O	52:B7:36:ALA:O	2.03	0.77
26:BA:2041:U:H5'	33:BN:70:PHE:HE1	1.49	0.77
26:BA:2065:C:H42	26:BA:2445:G:H1	1.32	0.77
26:BA:2264:C:N4	26:BA:2277:G:O6	2.17	0.77
26:BA:2350:C:O2'	26:BA:2351:G:O5'	2.01	0.77
26:BA:2352:A:N7	26:BA:2366:A:C6	2.52	0.77
26:BA:2419:U:P	53:B8:41:ILE:HD11	2.25	0.77
26:BA:2739:U:C6	26:BA:2739:U:H3'	2.18	0.77
26:BA:2747:G:H2'	26:BA:2748:A:H5''	1.66	0.77
26:BA:2771:C:C2'	26:BA:2771:C:O2	2.30	0.77
26:BA:2805:G:C3'	26:BA:2807:G:P	2.73	0.77
26:BA:772:C:H2'	26:BA:773:U:C6	2.19	0.77
26:BA:828:U:H2'	26:BA:829:A:C8	2.20	0.77
28:BE:201:VAL:O	28:BE:262:THR:OG1	2.03	0.77
28:BE:87:GLU:C	28:BE:94:ARG:H	1.87	0.77

*Continued on next page...*



*Continued from previous page...*

Atom-1	Atom-2	Interatomic distance (Å)	Clash overlap (Å)
29:BF:141:SER:OG	29:BF:144:PHE:CD1	2.38	0.77
29:BF:62:GLY:HA3	29:BF:65:ARG:HH21	0.69	0.77
32:BI:82:LYS:HE3	32:BI:149:LYS:O	1.85	0.77
33:BN:15:ARG:NH1	33:BN:40:ASN:HA	2.00	0.77
33:BN:38:VAL:O	33:BN:39:VAL:HG22	1.85	0.77
34:BO:64:ARG:HH22	34:BO:100:GLY:HA3	1.43	0.77
36:BQ:46:VAL:CA	36:BQ:124:ALA:O	2.33	0.77
36:BQ:65:ARG:NH2	36:BQ:85:ILE:CB	2.47	0.77
37:BS:38:LYS:HG2	37:BS:106:LEU:HD12	1.65	0.77
44:BU:25:TRP:C	44:BU:28:ARG:NH1	2.38	0.77
41:BY:5:ASP:O	41:BY:9:LYS:HD3	1.83	0.77
42:BZ:53:ASP:CB	42:BZ:62:PHE:O	2.33	0.77
1:AA:886:G:N2	1:AA:912:C:H1'	1.99	0.77
1:AA:1221:G:O3'	22:AS:77:THR:HG21	1.85	0.77
26:BA:2385:C:H2'	26:BA:2386:C:H5''	1.65	0.77
26:BA:2470:G:O6	26:BA:2481:G:C2	2.38	0.77
26:BA:2717:G:O2'	26:BA:2718:G:O5'	2.02	0.77
26:BA:280:C:C2	26:BA:283:A:N6	2.53	0.77
26:BA:1673:U:H5	28:BE:225:LYS:CD	1.98	0.77
28:BE:312:ARG:C	28:BE:314:ALA:N	2.38	0.77
28:BE:48:MET:C	28:BE:49:THR:CG2	2.53	0.77
29:BF:6:TYR:HE2	29:BF:140:VAL:CG2	1.97	0.77
31:BH:98:GLN:HB2	31:BH:103:VAL:CG2	2.15	0.77
55:BK:13:LEU:HD21	55:BK:24:VAL:CG2	2.14	0.77
34:BO:63:VAL:HG11	34:BO:102:VAL:CG2	2.15	0.77
34:BO:88:ARG:O	34:BO:90:ASP:OD1	2.03	0.77
35:BP:102:ASP:O	35:BP:103:ALA:CB	2.33	0.77
36:BQ:48:ASN:C	36:BQ:48:ASN:OD1	2.23	0.77
26:BA:1287:A:C1'	43:BR:104:ARG:HD2	2.14	0.77
43:BR:33:ARG:CA	43:BR:114:VAL:O	2.29	0.77
44:BU:91:ASN:O	44:BU:95:LEU:CD1	2.33	0.77
45:BV:63:HIS:HA	45:BV:95:ILE:HG13	1.66	0.77
26:BA:974:G:C8	45:BV:80:TYR:CG	2.72	0.77
45:BV:60:VAL:C	45:BV:98:ILE:HD12	2.05	0.77
39:BW:86:LEU:CB	39:BW:87:PRO:CD	2.56	0.77
41:BY:31:LEU:HD13	41:BY:113:GLU:CD	2.04	0.77
1:AA:1256:A:H61	1:AA:1278:U:H1'	1.50	0.77
1:AA:1376:U:H2'	1:AA:1377:A:C8	2.20	0.77
1:AA:545:C:H5''	7:AD:72:GLU:HG2	1.67	0.77
7:AD:8:VAL:HB	7:AD:115:ARG:CZ	2.15	0.77
1:AA:1198:G:O2'	13:AJ:54:PHE:HE2	1.68	0.77

*Continued on next page...*



*Continued from previous page...*

Atom-1	Atom-2	Interatomic distance (Å)	Clash overlap (Å)
1:AA:1329:A:C5'	16:AM:26:GLY:N	2.46	0.77
48:B0:41:ARG:N	48:B0:67:VAL:HG22	1.99	0.77
47:B3:6:VAL:HG23	47:B3:55:ARG:O	1.85	0.77
49:B4:14:ILE:HD12	49:B4:16:TYR:CE1	2.20	0.77
49:B4:14:ILE:CG2	49:B4:16:TYR:HE1	1.97	0.77
49:B4:17:GLN:HA	49:B4:33:VAL:CB	2.14	0.77
26:BA:2371:G:O2'	51:B6:47:HIS:NE2	2.18	0.77
26:BA:1417:C:H42	26:BA:1581:G:H1	1.33	0.77
26:BA:2192:G:OP2	26:BA:2192:G:H8	1.68	0.77
26:BA:2306:C:N4	30:BG:53:LYS:HZ3	1.80	0.77
26:BA:2446:G:C5'	26:BA:2446:G:H8	1.95	0.77
26:BA:2494:G:N1	26:BA:2495:G:N7	2.32	0.77
26:BA:2745:C:O2	31:BH:142:GLU:OE2	2.03	0.77
26:BA:2825:C:C5	26:BA:2825:C:OP2	2.38	0.77
26:BA:592:G:N2	53:B8:3:LYS:CE	2.46	0.77
27:BD:129:LEU:HB3	27:BD:130:PRO:CD	2.15	0.77
28:BE:308:VAL:CG1	28:BE:310:PHE:CE1	2.68	0.77
30:BG:142:ALA:HB1	30:BG:151:ILE:HD11	1.62	0.77
31:BH:147:ILE:O	31:BH:161:ILE:CD1	2.32	0.77
31:BH:89:VAL:HG12	31:BH:159:LYS:HA	1.67	0.77
32:BI:6:LEU:HD12	32:BI:35:LEU:HA	1.67	0.77
33:BN:39:VAL:HG12	33:BN:104:TYR:N	1.99	0.77
26:BA:2780:G:N2	33:BN:80:LYS:NZ	2.33	0.77
34:BO:75:SER:O	34:BO:76:TYR:HD1	1.67	0.77
36:BQ:65:ARG:HH21	36:BQ:122:PHE:HD2	1.26	0.77
38:BT:53:ASP:HA	38:BT:56:ARG:HG2	1.65	0.77
45:BV:2:PHE:HA	45:BV:15:SER:HB3	1.67	0.77
45:BV:49:GLU:O	45:BV:54:TYR:CE1	2.37	0.77
26:BA:564:C:P	45:BV:79:GLN:CG	2.71	0.77
39:BW:12:ILE:O	39:BW:101:SER:OG	2.01	0.77
39:BW:70:TYR:O	39:BW:107:LEU:HD23	1.85	0.77
42:BZ:168:VAL:C	42:BZ:169:VAL:HG23	2.01	0.77
42:BZ:69:VAL:O	42:BZ:70:GLN:NE2	2.18	0.77
1:AA:1221:G:H5'	22:AS:36:ARG:HH11	1.48	0.77
1:AA:1286:A:H1'	24:AU:22:ARG:NH2	1.97	0.77
1:AA:944:G:C8	1:AA:945:G:C8	2.73	0.77
3:AW:37:YYG:H102	10:AG:83:ALA:CB	2.11	0.77
48:B0:61:ALA:HB2	48:B0:80:SER:HA	1.66	0.77
47:B3:1:MET:HE3	47:B3:3:ARG:HD2	1.63	0.77
26:BA:2046:G:OP1	50:B5:19:ARG:CA	2.32	0.77
51:B6:16:ALA:HB2	51:B6:50:PHE:HE2	1.50	0.77

*Continued on next page...*



*Continued from previous page...*

Atom-1	Atom-2	Interatomic distance (Å)	Clash overlap (Å)
26:BA:545(A):A:N7	26:BA:1546:C:C2	2.53	0.77
26:BA:2006:C:O2'	26:BA:2823:A:N3	2.18	0.77
26:BA:2303:G:H4'	30:BG:99:ASP:HB2	1.67	0.77
26:BA:2356:C:C2'	26:BA:2357:U:O5'	2.28	0.77
26:BA:2403:C:N3	26:BA:2414:G:N2	2.31	0.77
26:BA:2481:G:O2'	26:BA:2482:G:H5'	1.85	0.77
26:BA:2645:G:H3'	26:BA:2646:C:H5'	1.67	0.77
26:BA:2648:C:N4	26:BA:2672:G:H1	1.82	0.77
26:BA:2679:A:C6	26:BA:2680:C:C5	2.72	0.77
26:BA:2678:C:O2'	26:BA:2679:A:H5'	1.83	0.77
26:BA:2689:U:H1'	26:BA:2713:A:C2	2.18	0.77
26:BA:647:G:OP1	26:BA:2352:A:H4'	1.83	0.77
25:BB:24:G:O2'	25:BB:27:C:N4	2.18	0.77
26:BA:2680:C:H4'	28:BE:300:VAL:HA	1.67	0.77
28:BE:70:VAL:CG1	28:BE:71:THR:N	2.13	0.77
28:BE:74:GLU:O	28:BE:75:THR:OG1	2.01	0.77
29:BF:237:GLU:C	29:BF:239:ALA:N	2.37	0.77
29:BF:240:LEU:HD23	29:BF:243:VAL:CG2	2.14	0.77
33:BN:27:ALA:C	33:BN:30:ALA:HB3	2.05	0.77
26:BA:637:A:C8	35:BP:111:ALA:HB1	2.17	0.77
35:BP:83:GLU:O	35:BP:92:ASP:CA	2.33	0.77
36:BQ:41:THR:CG2	36:BQ:125:TRP:CZ3	2.65	0.77
43:BR:111:LEU:O	43:BR:112:ALA:HB2	1.85	0.77
1:AA:1073:U:C2	1:AA:1074:G:C8	2.73	0.76
1:AA:975:A:C8	1:AA:1357:A:H2	2.02	0.76
1:AA:509:A:H8	7:AD:54:TYR:CE2	1.99	0.76
3:AW:72:C:C2'	3:AW:73:A:H5'	2.13	0.76
49:B4:17:GLN:HA	49:B4:33:VAL:HB	1.67	0.76
26:BA:1024:G:H5''	26:BA:1025:G:H5''	1.64	0.76
26:BA:1365:A:OP2	49:B4:3:LYS:HD2	1.84	0.76
26:BA:199:A:N1	26:BA:2433:A:C5	2.50	0.76
26:BA:2363:C:O2'	26:BA:2364:C:H5'	1.84	0.76
26:BA:2385:C:C2'	26:BA:2386:C:H5''	2.15	0.76
26:BA:2423:U:C6	26:BA:2425:A:N7	2.54	0.76
26:BA:2258:C:C5	26:BA:2426:A:C1'	2.62	0.76
26:BA:2436:G:O2'	26:BA:2437:U:O5'	2.03	0.76
26:BA:2579:C:H6	26:BA:2579:C:H5''	0.61	0.76
26:BA:2635:C:HO2'	26:BA:2636:U:P	2.07	0.76
27:BD:70:LYS:CG	27:BD:73:ILE:HD11	2.16	0.76
28:BE:199:ALA:HB2	28:BE:312:ARG:O	1.85	0.76
29:BF:84:VAL:CA	29:BF:85:LYS:HD2	2.00	0.76

*Continued on next page...*



*Continued from previous page...*

Atom-1	Atom-2	Interatomic distance (Å)	Clash overlap (Å)
29:BF:88:SER:O	29:BF:89:ALA:CB	2.32	0.76
31:BH:95:ALA:O	31:BH:127:GLN:CA	2.32	0.76
33:BN:39:VAL:O	33:BN:40:ASN:CB	2.33	0.76
35:BP:94:ARG:CD	35:BP:120:LEU:CB	2.64	0.76
35:BP:66:VAL:CG2	35:BP:67:ARG:NH2	2.07	0.76
43:BR:81:ASP:O	43:BR:85:PRO:HD2	1.85	0.76
26:BA:2880:C:H1'	43:BR:91:GLN:O	1.84	0.76
44:BU:47:TYR:O	44:BU:49:ASP:N	2.17	0.76
44:BU:80:ILE:N	44:BU:83:LEU:HD12	2.00	0.76
44:BU:99:ALA:CB	44:BU:106:PHE:CG	2.41	0.76
39:BW:104:THR:C	39:BW:105:VAL:CG1	2.51	0.76
26:BA:99:U:N3	41:BY:107:LYS:CD	2.48	0.76
41:BY:11:GLN:HG3	41:BY:21:LYS:CE	2.14	0.76
42:BZ:62:PHE:CG	42:BZ:87:THR:CG2	2.68	0.76
46:B2:50:ARG:CA	46:B2:53:ILE:HD12	2.15	0.76
26:BA:988:A:P	47:B3:11:SER:CB	2.73	0.76
26:BA:988:A:P	47:B3:11:SER:H	2.08	0.76
49:B4:68:ARG:HG2	49:B4:72:LYS:HA	1.68	0.76
26:BA:650:C:H5''	53:B8:19:THR:CG2	2.15	0.76
26:BA:650:C:P	53:B8:19:THR:HG21	2.26	0.76
26:BA:2049:G:N1	26:BA:2620:C:C4	2.54	0.76
26:BA:2236:C:H3'	26:BA:2237:G:H5'	1.67	0.76
26:BA:2403:C:C5	26:BA:2415:G:N1	2.52	0.76
26:BA:2397:G:C6	26:BA:2420:C:N3	2.52	0.76
26:BA:2463:C:N3	26:BA:2487:G:O6	2.18	0.76
26:BA:2626:C:OP2	26:BA:2626:C:H5	1.67	0.76
26:BA:2653:U:C2	26:BA:2654:A:C5	2.72	0.76
26:BA:2688:U:H2'	26:BA:2719:G:N2	2.00	0.76
26:BA:2772:C:C4	26:BA:2773:C:N4	2.53	0.76
26:BA:296:C:N3	26:BA:344:G:N2	2.34	0.76
26:BA:529:A:O2'	26:BA:530:G:C8	2.36	0.76
28:BE:201:VAL:H	28:BE:266:LYS:CE	1.98	0.76
28:BE:70:VAL:CG1	28:BE:295:LEU:CD2	2.63	0.76
29:BF:210:ALA:O	29:BF:211:ASP:CB	2.33	0.76
32:BI:108:LEU:HD23	32:BI:108:LEU:C	2.05	0.76
32:BI:7:LYS:HG2	32:BI:8:ASP:OD1	1.84	0.76
26:BA:558:G:P	33:BN:91:LYS:HB2	2.24	0.76
34:BO:111:PHE:O	34:BO:113:LYS:N	2.17	0.76
35:BP:94:ARG:CB	35:BP:120:LEU:HD22	1.99	0.76
36:BQ:142:LYS:C	36:BQ:143:VAL:HG22	2.06	0.76
43:BR:33:ARG:O	43:BR:33:ARG:HG3	1.85	0.76

*Continued on next page...*



*Continued from previous page...*

Atom-1	Atom-2	Interatomic distance (Å)	Clash overlap (Å)
25:BB:29:A:OP1	37:BS:39:SER:O	2.01	0.76
41:BY:103:LEU:HD22	41:BY:108:ARG:C	2.04	0.76
1:AA:1125:U:O4	13:AJ:5:ARG:NH1	2.18	0.76
48:B0:37:LEU:HD12	48:B0:69:PHE:HB2	1.66	0.76
46:B2:8:ILE:HA	46:B2:11:MET:HG3	1.67	0.76
47:B3:25:ALA:O	47:B3:27:GLY:N	2.19	0.76
47:B3:42:ALA:O	47:B3:44:ARG:N	2.19	0.76
49:B4:21:VAL:CG1	49:B4:22:MET:N	2.12	0.76
49:B4:58:LYS:HG2	49:B4:59:PHE:N	1.99	0.76
49:B4:58:LYS:HD2	49:B4:62:ARG:HH21	1.48	0.76
26:BA:2021:C:OP1	50:B5:15:LYS:HE3	1.85	0.76
53:B8:4:MET:HG2	53:B8:5:LYS:H	1.50	0.76
26:BA:1416:G:H1'	26:BA:1583:A:N1	2.00	0.76
26:BA:2209:C:O2'	26:BA:2210:G:H8	1.69	0.76
26:BA:2228:G:N7	26:BA:2229:C:C4	2.53	0.76
26:BA:2285:C:H4'	26:BA:2288:A:C6	2.20	0.76
26:BA:2501:C:O2'	26:BA:2502:G:OP2	2.02	0.76
26:BA:2611:U:H3'	26:BA:2611:U:H6	1.50	0.76
26:BA:2718:G:C2'	26:BA:2719:G:C8	2.60	0.76
26:BA:322:A:C1'	26:BA:341:G:O4'	2.34	0.76
26:BA:38:A:H2'	26:BA:39:C:C6	2.20	0.76
26:BA:974:G:C3'	45:BV:82:ARG:NH2	2.48	0.76
29:BF:243:VAL:HA	29:BF:246:ARG:HD2	0.80	0.76
29:BF:93:LYS:C	29:BF:96:LYS:HE3	2.06	0.76
31:BH:84:LYS:HG3	31:BH:140:VAL:CG1	2.15	0.76
26:BA:2745:C:H2'	31:BH:142:GLU:OE2	1.85	0.76
55:BK:27:ALA:O	55:BK:29:GLY:N	2.18	0.76
34:BO:17:ARG:HE	34:BO:47:THR:HA	1.49	0.76
34:BO:88:ARG:HG2	34:BO:92:SER:O	1.84	0.76
36:BQ:57:ARG:O	36:BQ:58:HIS:C	2.23	0.76
37:BS:75:THR:O	37:BS:80:SER:N	2.18	0.76
26:BA:446:G:OP2	44:BU:3:ARG:CD	2.33	0.76
40:BX:47:VAL:CB	40:BX:69:SER:HB3	2.14	0.76
42:BZ:34:LEU:HD12	42:BZ:35:ASP:N	2.00	0.76
1:AA:1422:G:OP1	34:BO:48:PRO:HA	1.85	0.76
1:AA:781:A:O2'	1:AA:1522:U:O2	2.01	0.76
1:AA:408:A:OP2	7:AD:115:ARG:NH1	2.19	0.76
1:AA:1014:A:C2	22:AS:34:TRP:CZ3	2.73	0.76
26:BA:1364:G:C4'	49:B4:3:LYS:HD3	2.15	0.76
26:BA:1005:C:H5	26:BA:1143:A:H5''	1.50	0.76
26:BA:2045:C:N4	26:BA:2623:G:N1	2.22	0.76

*Continued on next page...*



*Continued from previous page...*

Atom-1	Atom-2	Interatomic distance (Å)	Clash overlap (Å)
26:BA:2182:G:H2'	26:BA:2183:C:C6	2.20	0.76
26:BA:2100:G:C5	26:BA:2190:G:N1	2.53	0.76
26:BA:2207:C:N4	26:BA:2218:G:O6	2.18	0.76
26:BA:2259:G:C5	26:BA:2260:C:C4	2.74	0.76
26:BA:2259:G:C2	26:BA:2282:G:C5	2.62	0.76
26:BA:2359:C:HO2'	26:BA:2360:A:C1'	1.97	0.76
26:BA:2521:C:C4	26:BA:2522:U:C5	2.73	0.76
26:BA:2591:C:N4	26:BA:2604:U:O4	2.18	0.76
26:BA:2049:G:C2	26:BA:2620:C:C4	2.73	0.76
26:BA:2712:U:C4	26:BA:712(A):A:N7	2.53	0.76
26:BA:2755:C:C6	26:BA:2755:C:C5'	2.67	0.76
26:BA:2744:G:N3	26:BA:2761:G:N2	2.34	0.76
26:BA:531:C:H5'	26:BA:532:A:N3	2.00	0.76
26:BA:627:A:N6	26:BA:636:G:O2'	2.19	0.76
25:BB:42:C:O2	30:BG:47:GLN:HB3	1.86	0.76
27:BD:141:HIS:O	27:BD:142:ASN:C	2.24	0.76
27:BD:161:ALA:C	27:BD:162:GLN:CD	2.43	0.76
29:BF:240:LEU:CD2	29:BF:243:VAL:CG2	2.62	0.76
30:BG:21:VAL:CG2	30:BG:132:VAL:HG23	2.15	0.76
25:BB:57:A:N3	30:BG:13:MET:CE	2.49	0.76
31:BH:159:LYS:H	31:BH:162:ARG:CZ	1.98	0.76
31:BH:82:TYR:CE1	31:BH:137:LYS:CG	2.67	0.76
32:BI:25:TYR:HD2	32:BI:25:TYR:H	0.85	0.76
32:BI:59:ALA:HA	32:BI:62:LEU:CD1	2.13	0.76
26:BA:1059:G:OP1	55:BK:115:ASP:OD1	2.03	0.76
33:BN:54:VAL:CA	33:BN:135:ILE:HD12	2.15	0.76
26:BA:2640:G:H4'	33:BN:70:PHE:CD2	2.21	0.76
34:BO:103:ALA:CB	34:BO:105:GLU:HG2	2.15	0.76
26:BA:1669:A:H8	34:BO:4:GLN:CD	1.74	0.76
36:BQ:50:VAL:CG1	36:BQ:51:GLU:OE1	2.34	0.76
36:BQ:76:GLY:C	36:BQ:82:LYS:N	2.39	0.76
36:BQ:87:LYS:O	36:BQ:88:PHE:CB	2.33	0.76
43:BR:23:ASN:HA	43:BR:26:LYS:HD2	1.67	0.76
37:BS:85:GLY:HA3	37:BS:121:GLY:HA3	1.66	0.76
44:BU:111:ASP:O	44:BU:112:ALA:C	2.23	0.76
41:BY:71:VAL:HG21	41:BY:93:THR:H	1.50	0.76
42:BZ:130:ILE:C	42:BZ:130:ILE:HD12	2.04	0.76
1:AA:450:G:H4'	19:AP:42:ARG:HG2	1.66	0.76
3:AW:75:C:O2	26:BA:2395:C:C1'	2.31	0.76
46:B2:55:ARG:O	46:B2:56:ILE:C	2.23	0.76
49:B4:68:ARG:HG2	49:B4:72:LYS:CG	2.15	0.76

*Continued on next page...*



*Continued from previous page...*

Atom-1	Atom-2	Interatomic distance (Å)	Clash overlap (Å)
26:BA:138:G:N7	40:BX:39:ASP:OD1	2.18	0.76
26:BA:14:A:H2	26:BA:2625:G:HO2'	0.78	0.76
26:BA:1656:C:P	28:BE:233:ARG:HD3	2.26	0.76
26:BA:1675:C:C4	28:BE:225:LYS:HG2	2.20	0.76
26:BA:1952:A:H1'	26:BA:2560:C:HO2'	1.46	0.76
26:BA:2045:C:C2	26:BA:2624:G:N2	2.53	0.76
26:BA:2061:G:H1'	26:BA:2503:A:C2	2.20	0.76
26:BA:2332:U:C4'	26:BA:2336:A:N6	2.48	0.76
26:BA:2334:G:O5'	37:BS:12:ARG:O	2.03	0.76
26:BA:2465:C:N3	26:BA:2485:G:O6	2.19	0.76
26:BA:2519:U:C3'	26:BA:2519:U:OP1	2.28	0.76
26:BA:2762:G:N7	26:BA:2763:G:N7	2.33	0.76
26:BA:514:A:H2'	26:BA:515:A:C8	2.20	0.76
27:BD:167:GLU:HG2	27:BD:182:MET:CE	2.13	0.76
27:BD:228:ALA:O	27:BD:229:MET:O	2.04	0.76
26:BA:2785:C:O2'	28:BE:100:TRP:CD1	2.37	0.76
28:BE:246:VAL:CG1	28:BE:247:ARG:N	2.48	0.76
28:BE:217:TRP:CD2	28:BE:251:PRO:HG3	2.21	0.76
31:BH:124:VAL:O	31:BH:124:VAL:HG13	1.84	0.76
31:BH:51:VAL:CG2	31:BH:68:ARG:CG	2.63	0.76
31:BH:94:ARG:HB3	31:BH:127:GLN:HE22	1.51	0.76
32:BI:3:VAL:HG21	32:BI:21:VAL:CB	2.16	0.76
26:BA:1076:C:H4'	55:BK:94:ARG:CZ	2.16	0.76
33:BN:12:VAL:HG12	33:BN:38:VAL:HG11	1.66	0.76
33:BN:63:ILE:O	33:BN:69:TYR:HB3	1.85	0.76
34:BO:7:ARG:HD3	34:BO:44:LYS:CE	2.05	0.76
36:BQ:31:PHE:CZ	36:BQ:88:PHE:CD2	2.74	0.76
43:BR:79:LEU:O	43:BR:79:LEU:CD2	2.17	0.76
44:BU:28:ARG:HG2	44:BU:29:SER:H	1.48	0.76
39:BW:90:ARG:HH11	39:BW:90:ARG:HB2	0.94	0.76
41:BY:64:ASN:O	41:BY:66:ASP:OD1	2.04	0.76
42:BZ:57:GLU:O	42:BZ:59:GLY:N	2.18	0.76
1:AA:1286:A:N6	1:AA:1354:C:H5''	2.00	0.76
1:AA:315:A:H1'	1:AA:353:A:C2	2.19	0.76
48:B0:46:LYS:CG	48:B0:58:THR:N	2.47	0.76
47:B3:20:LYS:HD3	47:B3:23:LEU:HD11	1.66	0.76
52:B7:30:ILE:HA	52:B7:33:ARG:CB	2.15	0.76
26:BA:1063:G:C5'	55:BK:135:MET:HG2	2.16	0.76
26:BA:1140:C:H4'	26:BA:142(A):A:C4	2.21	0.76
26:BA:1287:A:C8	43:BR:104:ARG:CG	2.58	0.76
26:BA:1782:C:O2	26:BA:2609:U:N1	2.19	0.76

*Continued on next page...*



*Continued from previous page...*

Atom-1	Atom-2	Interatomic distance (Å)	Clash overlap (Å)
26:BA:1924:C:C2	26:BA:1925:C:C5	2.74	0.76
26:BA:2350:C:N4	26:BA:2382:G:N1	2.34	0.76
26:BA:2472:G:H2'	26:BA:2473:U:OP1	1.84	0.76
26:BA:2516:G:C5	26:BA:2569:G:N2	2.53	0.76
26:BA:2573:C:OP1	26:BA:2574:G:OP1	2.02	0.76
26:BA:2712:U:C3'	26:BA:712(A):A:C5'	2.64	0.76
26:BA:2713:A:H5''	26:BA:2714:G:OP2	1.84	0.76
26:BA:2720:U:OP1	26:BA:2720:U:C4'	2.34	0.76
26:BA:2:G:C2	26:BA:2902:C:O2	2.38	0.76
26:BA:380:U:HO2'	49:B4:15:ILE:CB	1.99	0.76
26:BA:247:G:H4'	26:BA:386:G:N3	2.01	0.76
26:BA:458:G:H5'	52:B7:39:ARG:CD	2.15	0.76
26:BA:687:C:O2	26:BA:787:U:H5''	1.85	0.76
26:BA:747:U:O2	26:BA:2015:A:H2	1.68	0.76
27:BD:234:HIS:O	27:BD:237:GLY:HA3	1.85	0.76
27:BD:92:LEU:HD12	27:BD:102:TYR:CD1	2.19	0.76
28:BE:269:ILE:HA	28:BE:297:LYS:HE2	1.66	0.76
29:BF:157:LEU:C	29:BF:159:ALA:N	2.37	0.76
29:BF:209:GLY:O	29:BF:210:ALA:O	2.02	0.76
29:BF:224:ALA:HB3	29:BF:225:PRO:CD	2.16	0.76
29:BF:87:ARG:O	29:BF:88:SER:OG	2.02	0.76
29:BF:47:GLY:HA3	29:BF:92:PRO:HG2	1.66	0.76
31:BH:166:GLU:OE2	31:BH:166:GLU:HA	1.85	0.76
32:BI:3:VAL:HG11	32:BI:21:VAL:CG2	2.15	0.76
32:BI:98:ILE:CG2	32:BI:99:ALA:N	2.43	0.76
55:BK:37:GLU:CG	55:BK:41:ARG:NH1	2.35	0.76
36:BQ:129:ASP:CG	36:BQ:132:VAL:HG23	2.06	0.76
25:BB:115:G:H5'	37:BS:59:ALA:HB2	1.67	0.76
45:BV:40:VAL:HA	45:BV:51:ALA:CA	2.16	0.76
45:BV:49:GLU:C	45:BV:53:LYS:HD2	2.06	0.76
26:BA:338:G:C8	41:BY:21:LYS:HB3	2.20	0.76
41:BY:32:ARG:O	41:BY:35:TYR:N	2.17	0.76
7:AD:21:LEU:HD11	7:AD:67:ILE:HA	1.64	0.76
17:AN:40:CYS:O	17:AN:43:CYS:SG	2.44	0.76
2:AV:48:C:H2'	2:AV:48:C:O2	1.84	0.76
46:B2:23:LEU:HA	46:B2:26:GLU:OE1	1.85	0.76
46:B2:3:LEU:HB3	46:B2:8:ILE:HD11	1.66	0.76
46:B2:4:HIS:O	46:B2:8:ILE:CD1	2.33	0.76
26:BA:2392:A:OP1	53:B8:32:GLN:CD	2.24	0.76
26:BA:1078:U:C6	26:BA:1088:A:C2	2.74	0.76
26:BA:972:G:N7	26:BA:1188:U:O4	2.19	0.76

*Continued on next page...*



*Continued from previous page...*

Atom-1	Atom-2	Interatomic distance (Å)	Clash overlap (Å)
26:BA:176:G:H3'	26:BA:177:G:C8	2.18	0.76
26:BA:1994:C:OP1	28:BE:227:ALA:CB	2.34	0.76
26:BA:2051:A:C4'	28:BE:238:LEU:CD2	2.63	0.76
26:BA:2324:C:N3	26:BA:2331:G:N2	2.30	0.76
26:BA:2370:G:H2'	26:BA:2371:G:H8	1.49	0.76
26:BA:2393:A:C2'	26:BA:2394:C:O5'	2.33	0.76
26:BA:2475:C:O2	26:BA:2529:G:N2	2.18	0.76
26:BA:2539:C:C2'	26:BA:2540:C:O5'	2.32	0.76
26:BA:1638:C:C3'	26:BA:2709:G:H22	1.99	0.76
26:BA:2848:G:N2	26:BA:2849:U:O2	2.14	0.76
26:BA:592:G:C2	53:B8:3:LYS:NZ	2.54	0.76
26:BA:910:A:C8	36:BQ:17:ARG:NH2	2.53	0.76
26:BA:993:G:O4'	45:BV:90:PHE:CE2	2.25	0.76
27:BD:143:ILE:HG21	27:BD:153:LEU:HB2	1.67	0.76
27:BD:167:GLU:N	27:BD:170:TYR:O	2.18	0.76
28:BE:177:ALA:O	28:BE:180:ILE:N	2.19	0.76
28:BE:225:LYS:C	28:BE:229:GLN:HE21	1.74	0.76
29:BF:237:GLU:O	29:BF:238:SER:C	2.24	0.76
30:BG:156:ARG:HG2	30:BG:156:ARG:O	1.83	0.76
31:BH:35:THR:O	31:BH:36:PHE:CG	2.39	0.76
33:BN:46:ILE:CG1	33:BN:132:LEU:HD13	2.14	0.76
35:BP:110:GLY:HA2	35:BP:129:ALA:HB2	1.65	0.76
36:BQ:91:HIS:N	36:BQ:111:THR:HG23	2.00	0.76
37:BS:31:LYS:HD3	37:BS:99:GLU:HB2	1.66	0.76
44:BU:94:VAL:CG1	45:BV:4:ILE:HD13	2.15	0.76
41:BY:34:GLU:O	41:BY:35:TYR:CD2	2.38	0.76
41:BY:74:VAL:HB	41:BY:77:VAL:CG2	2.14	0.76
42:BZ:131:PRO:O	42:BZ:133:GLU:N	2.19	0.76
42:BZ:172:LEU:HD21	42:BZ:173:PRO:HG2	1.68	0.76
1:AA:1340:A:C4'	2:AV:31:A:O2'	2.33	0.76
3:AW:7:U:O2	3:AW:49:C:C5	2.39	0.76
48:B0:67:VAL:HG11	48:B0:74:LYS:HG2	0.79	0.76
46:B2:52:ALA:C	46:B2:56:ILE:HG12	2.06	0.76
49:B4:18:GLY:N	49:B4:33:VAL:CG2	2.49	0.76
49:B4:6:HIS:CE1	49:B4:56:VAL:H	2.03	0.76
53:B8:19:THR:CB	53:B8:21:LYS:HZ2	1.98	0.76
26:BA:1913:A:N1	26:BA:1916:A:H2'	2.00	0.76
26:BA:2199:A:C3'	26:BA:2205:C:H6	1.99	0.76
26:BA:2287:A:O2'	26:BA:2288:A:H5'	1.86	0.76
26:BA:2343:C:C5'	26:BA:2374:C:OP1	2.31	0.76
26:BA:2438:U:H4'	26:BA:2440:C:OP1	1.85	0.76

*Continued on next page...*



*Continued from previous page...*

Atom-1	Atom-2	Interatomic distance (Å)	Clash overlap (Å)
26:BA:2468:G:C6	26:BA:2481:G:N1	2.54	0.76
26:BA:2519:U:N3	26:BA:2542:A:C5	2.53	0.76
26:BA:2579:C:C5	26:BA:2579:C:H5''	2.15	0.76
26:BA:2581:G:H2'	26:BA:2581:G:N3	1.99	0.76
26:BA:2604:U:O2	26:BA:2604:U:H2'	1.85	0.76
26:BA:2626:C:H3'	26:BA:2626:C:C6	2.21	0.76
26:BA:631:A:H2	26:BA:2415:G:C2	2.03	0.76
26:BA:957:A:OP1	36:BQ:95:GLU:HB3	1.84	0.76
26:BA:994:C:O2	44:BU:53:LYS:CG	2.33	0.76
26:BA:998:C:H5''	44:BU:84:LYS:HZ3	1.51	0.76
28:BE:109:ASP:CA	28:BE:112:LEU:HB2	1.99	0.76
28:BE:217:TRP:CE3	28:BE:251:PRO:HG3	2.21	0.76
29:BF:89:ALA:HB1	29:BF:90:HIS:NE2	2.00	0.76
29:BF:46:TYR:C	29:BF:92:PRO:HB2	2.05	0.76
30:BG:94:ALA:C	30:BG:95:THR:HG1	1.89	0.76
31:BH:121:GLU:HG2	31:BH:133:LYS:O	1.86	0.76
32:BI:92:SER:CB	32:BI:122:ARG:NH1	2.45	0.76
33:BN:20:GLY:C	33:BN:22:VAL:N	2.32	0.76
34:BO:31:ARG:HB2	34:BO:32:TYR:HE1	1.50	0.76
34:BO:35:ILE:CD1	34:BO:35:ILE:N	2.37	0.76
43:BR:115:GLU:OE1	50:B5:56:GLN:NE2	2.17	0.76
43:BR:84:ALA:CB	43:BR:85:PRO:CD	2.58	0.76
25:BB:47:C:O3'	37:BS:107:ASN:CG	2.23	0.76
41:BY:15:PRO:HB2	41:BY:18:GLU:HG3	1.66	0.76
42:BZ:100:THR:HG22	42:BZ:137:ASP:CG	2.06	0.76
42:BZ:107:GLU:O	42:BZ:109:GLN:N	2.16	0.76
42:BZ:79:ILE:O	42:BZ:80:HIS:CG	2.39	0.76
1:AA:450:G:H21	19:AP:13:HIS:CE1	2.03	0.76
1:AA:768:A:OP1	1:AA:804:U:H5''	1.86	0.76
47:B3:4:LEU:N	47:B3:37:LEU:O	2.18	0.76
52:B7:15:THR:OG1	52:B7:16:HIS:N	2.17	0.76
52:B7:17:GLY:HA2	52:B7:44:VAL:HG22	0.77	0.76
26:BA:1214:A:H2'	26:BA:1215:G:H8	1.46	0.76
26:BA:1567:A:H4'	26:BA:1568:G:C2	2.21	0.76
26:BA:1638:C:H4'	26:BA:2710:C:O2	1.86	0.76
26:BA:2265:U:O2'	26:BA:2266:A:OP1	2.03	0.76
26:BA:2575:C:OP1	28:BE:241:TRP:CD1	2.39	0.76
26:BA:2638:G:O2'	26:BA:2639:A:H8	1.68	0.76
26:BA:2731:G:N1	26:BA:2732:G:C2	2.53	0.76
26:BA:359:A:O2'	26:BA:360:G:C5	2.39	0.76
25:BB:74:U:H2'	25:BB:75:G:H8	1.51	0.76

*Continued on next page...*



*Continued from previous page...*

Atom-1	Atom-2	Interatomic distance (Å)	Clash overlap (Å)
27:BD:194:VAL:HG23	27:BD:195:GLY:N	2.01	0.76
26:BA:673:C:O4'	29:BF:82:GLN:OE1	2.04	0.76
55:BK:28:LEU:HD11	55:BK:58:ILE:HD12	1.67	0.76
34:BO:3:GLN:HG2	34:BO:4:GLN:N	2.01	0.76
34:BO:87:ILE:HG23	34:BO:92:SER:N	2.00	0.76
36:BQ:136:TRP:HE3	36:BQ:136:TRP:HA	1.51	0.76
26:BA:911:A:C2'	36:BQ:16:ARG:HE	1.95	0.76
36:BQ:33:MET:HE1	36:BQ:34:GLY:O	1.84	0.76
44:BU:106:PHE:O	44:BU:108:ALA:N	2.18	0.76
44:BU:41:ASN:O	44:BU:42:ALA:C	2.24	0.76
41:BY:74:VAL:HG11	41:BY:77:VAL:CG2	2.14	0.76
42:BZ:64:ALA:HB3	42:BZ:85:MET:HA	0.84	0.76
42:BZ:62:PHE:CE2	42:BZ:87:THR:CG2	2.68	0.76
1:AA:1037:C:C3'	1:AA:1038:C:P	2.74	0.76
1:AA:302:G:N3	1:AA:556:C:H4'	2.00	0.76
26:BA:2355:C:C5'	48:B0:21:LEU:CD1	2.51	0.76
46:B2:49:LEU:O	46:B2:50:ARG:C	2.24	0.76
49:B4:13:LYS:O	49:B4:14:ILE:CB	2.32	0.76
26:BA:242:G:C3'	53:B8:5:LYS:HZ3	1.95	0.76
53:B8:60:LEU:HD22	53:B8:61:MET:N	2.01	0.76
53:B8:60:LEU:CD1	53:B8:64:ARG:CB	2.47	0.76
26:BA:1820:U:O2	27:BD:200:THR:HG22	1.86	0.76
26:BA:2052:G:N2	28:BE:245:ARG:CG	2.35	0.76
26:BA:2064:C:C2	26:BA:2450:A:N6	2.54	0.76
26:BA:2321:G:H2'	26:BA:2321:G:N3	2.01	0.76
26:BA:2285:C:O2	26:BA:2384:G:N2	2.19	0.76
26:BA:2246:G:N3	26:BA:2426:A:N3	2.34	0.76
26:BA:2606:C:H2'	26:BA:2607:G:O5'	1.86	0.76
26:BA:2617:C:H2'	26:BA:2618:G:O5'	1.85	0.76
26:BA:2674:G:C2'	26:BA:2675:A:H8	1.93	0.76
26:BA:2755:C:H6	26:BA:2755:C:O5'	1.59	0.76
26:BA:2858:C:H2'	26:BA:2858:C:O2	1.85	0.76
26:BA:911:A:C2	36:BQ:16:ARG:HG2	2.19	0.76
27:BD:208:GLY:C	27:BD:211:HIS:CE1	2.59	0.76
28:BE:107:GLU:CB	28:BE:110:ARG:CZ	2.60	0.76
29:BF:236:THR:O	29:BF:237:GLU:C	2.24	0.76
30:BG:103:ASN:O	30:BG:104:PHE:CG	2.38	0.76
30:BG:19:GLU:HB3	30:BG:135:VAL:HG21	1.03	0.76
32:BI:4:ILE:C	32:BI:5:PHE:CD2	2.60	0.76
55:BK:11:LEU:HD11	55:BK:28:LEU:CG	2.16	0.76
33:BN:19:MET:HB3	33:BN:46:ILE:CG1	2.16	0.76

*Continued on next page...*



*Continued from previous page...*

Atom-1	Atom-2	Interatomic distance (Å)	Clash overlap (Å)
34:BO:122:ILE:HD12	34:BO:122:ILE:H	1.51	0.76
36:BQ:31:PHE:CZ	36:BQ:88:PHE:HD2	2.04	0.76
37:BS:36:ALA:HA	37:BS:45:ALA:CB	2.15	0.76
44:BU:20:ARG:NH1	45:BV:75:LYS:CE	2.49	0.76
1:AA:1267:C:O2'	24:AU:20:LYS:CD	2.33	0.75
1:AA:1287:A:H61	1:AA:1371:G:C4'	1.98	0.75
8:AE:51:VAL:HB	8:AE:52:PRO:HD3	1.67	0.75
48:B0:18:PRO:HB2	48:B0:36:ILE:CD1	2.16	0.75
49:B4:58:LYS:O	49:B4:61:LYS:CG	2.33	0.75
26:BA:1312:U:O2'	26:BA:1314:C:H5	1.68	0.75
26:BA:1790:C:O2	26:BA:1790:C:H2'	1.86	0.75
26:BA:2307:G:C2'	26:BA:2311:A:N6	2.49	0.75
26:BA:2744:G:C6	26:BA:2745:C:C4	2.74	0.75
26:BA:865:C:O2'	26:BA:866:A:N7	2.18	0.75
28:BE:211:GLN:OE1	28:BE:212:GLY:N	2.16	0.75
55:BK:102:ARG:O	55:BK:105:ILE:N	2.19	0.75
55:BK:122:GLU:CB	55:BK:126:LYS:HE3	2.15	0.75
33:BN:65:ASN:CG	33:BN:69:TYR:CD1	2.60	0.75
33:BN:77:GLY:O	33:BN:78:ILE:C	2.22	0.75
37:BS:122:ALA:O	37:BS:125:ALA:CB	2.32	0.75
44:BU:12:ARG:O	44:BU:13:ARG:C	2.23	0.75
44:BU:17:VAL:HA	44:BU:20:ARG:HG3	1.67	0.75
39:BW:50:VAL:HG21	39:BW:103:ILE:HG21	1.68	0.75
41:BY:102:ASP:O	41:BY:103:LEU:HD23	1.86	0.75
42:BZ:25:ASN:HA	42:BZ:84:TYR:CE1	2.21	0.75
42:BZ:67:LYS:HD2	42:BZ:93:GLU:OE2	1.84	0.75
1:AA:1328:C:P	16:AM:28:ALA:CB	2.75	0.75
1:AA:540:G:O2'	7:AD:42:GLN:NE2	2.20	0.75
7:AD:14:ARG:CD	7:AD:66:ARG:HH12	1.98	0.75
46:B2:48:GLU:O	46:B2:50:ARG:N	2.19	0.75
46:B2:50:ARG:O	46:B2:53:ILE:HB	1.86	0.75
47:B3:39:ASP:HA	47:B3:44:ARG:NH2	2.02	0.75
26:BA:1773:A:OP1	26:BA:1828:G:H3'	1.84	0.75
2:AV:25:C:C4'	26:BA:1923:U:P	2.74	0.75
26:BA:2061:G:C1'	26:BA:2503:A:C2	2.69	0.75
26:BA:2185:C:H2'	26:BA:2186:G:C8	2.21	0.75
26:BA:2208:U:H3	26:BA:2216:G:H1	0.80	0.75
26:BA:2327:A:O2'	26:BA:2328:A:O4'	2.01	0.75
26:BA:2366:A:N7	26:BA:2367:G:N7	2.33	0.75
26:BA:2548:G:C8	26:BA:2548:G:H3'	2.20	0.75
26:BA:2507:C:O2	26:BA:2583:G:N3	2.19	0.75

*Continued on next page...*



*Continued from previous page...*

Atom-1	Atom-2	Interatomic distance (Å)	Clash overlap (Å)
26:BA:2586:C:H2'	26:BA:2587:A:H5'	1.68	0.75
26:BA:2631:G:H2'	26:BA:2632:A:O5'	1.85	0.75
26:BA:2691:C:C2'	26:BA:2692:C:H5'	2.16	0.75
30:BG:21:VAL:HG13	30:BG:132:VAL:CA	2.15	0.75
31:BH:116:PRO:HB2	31:BH:120:LEU:O	1.86	0.75
31:BH:121:GLU:OE2	31:BH:134:GLY:CA	2.24	0.75
31:BH:15:THR:CG2	31:BH:26:LYS:CA	2.63	0.75
26:BA:2748:A:C2'	31:BH:62:ALA:HB1	2.16	0.75
32:BI:108:LEU:CD2	32:BI:109:LYS:O	2.34	0.75
34:BO:21:VAL:CA	34:BO:41:ALA:HB2	2.15	0.75
35:BP:66:VAL:HB	35:BP:110:GLY:O	1.85	0.75
35:BP:96:VAL:HG23	35:BP:101:ASP:H	1.49	0.75
36:BQ:31:PHE:C	36:BQ:85:ILE:HD11	2.05	0.75
43:BR:46:GLY:O	43:BR:50:HIS:N	2.19	0.75
43:BR:79:LEU:HD22	43:BR:80:PHE:CA	2.17	0.75
44:BU:113:SER:C	44:BU:115:ASN:N	2.39	0.75
39:BW:50:VAL:HG12	39:BW:50:VAL:O	1.86	0.75
40:BX:33:SER:O	40:BX:34:LYS:C	2.23	0.75
40:BX:24:LEU:CD1	40:BX:68:LEU:CD2	2.64	0.75
41:BY:73:HIS:NE2	41:BY:89:ARG:O	2.19	0.75
1:AA:1259:C:O2'	1:AA:1284:C:H1'	1.84	0.75
1:AA:406:G:H21	7:AD:119:GLN:NE2	1.83	0.75
1:AA:673:G:H2'	1:AA:674:G:C8	2.21	0.75
1:AA:891:U:H2'	1:AA:892:A:C8	2.21	0.75
20:AQ:21:VAL:HG12	20:AQ:23:VAL:HG23	1.67	0.75
46:B2:17:GLU:O	46:B2:18:ALA:C	2.24	0.75
49:B4:17:GLN:CA	49:B4:33:VAL:HB	2.17	0.75
26:BA:397:G:H5'	49:B4:40:HIS:O	1.86	0.75
26:BA:1518:C:C3'	26:BA:1519:G:H4'	2.15	0.75
26:BA:1534:G:N2	26:BA:1538:G:N3	2.34	0.75
26:BA:2329:G:N2	26:BA:2386:C:N3	2.33	0.75
26:BA:2491:U:HO2'	26:BA:2492:U:H5'	0.93	0.75
26:BA:2735:G:N1	26:BA:2770:G:N2	2.34	0.75
26:BA:321:G:H2'	26:BA:341:G:H4'	1.69	0.75
26:BA:574:C:H41	26:BA:2054:A:H5''	1.50	0.75
26:BA:803:U:C2'	26:BA:804:A:H5'	2.16	0.75
27:BD:77:VAL:O	27:BD:77:VAL:HG12	1.85	0.75
26:BA:2575:C:H5'	28:BE:241:TRP:NE1	2.00	0.75
31:BH:159:LYS:N	31:BH:162:ARG:NH2	2.29	0.75
31:BH:75:VAL:O	31:BH:78:VAL:N	2.18	0.75
32:BI:28:ASN:HA	32:BI:32:LYS:HG2	1.68	0.75

*Continued on next page...*



*Continued from previous page...*

Atom-1	Atom-2	Interatomic distance (Å)	Clash overlap (Å)
35:BP:73:VAL:CG1	35:BP:76:LEU:HD23	2.15	0.75
38:BT:21:PHE:O	38:BT:22:VAL:HG13	1.83	0.75
45:BV:91:THR:O	45:BV:92:ALA:HB3	1.63	0.75
39:BW:36:LEU:HA	39:BW:39:THR:CG2	2.16	0.75
41:BY:57:GLY:HA2	41:BY:97:ARG:NH2	2.00	0.75
41:BY:27:LEU:HD23	41:BY:98:VAL:HG12	1.69	0.75
1:AA:1286:A:N6	1:AA:1355:G:P	2.59	0.75
20:AQ:44:ALA:CB	20:AQ:59:ILE:HD11	2.16	0.75
1:AA:958:A:N9	22:AS:55:LYS:HD2	2.00	0.75
2:AV:40:C:C2'	2:AV:41:U:H5''	2.15	0.75
3:AW:7:U:C2	3:AW:49:C:C5	2.75	0.75
46:B2:13:PRO:CD	46:B2:16:ARG:NH1	2.45	0.75
53:B8:25:PHE:O	53:B8:26:LYS:C	2.23	0.75
26:BA:1287:A:H8	43:BR:104:ARG:CD	2.00	0.75
26:BA:1301:A:H62	26:BA:1303:G:C1'	1.98	0.75
26:BA:1917:U:C3'	26:BA:1918:A:H8	1.93	0.75
26:BA:1953:A:N6	26:BA:2550:G:C4'	2.49	0.75
26:BA:2188:C:C5	26:BA:2189:U:O4	2.39	0.75
26:BA:2325:G:C6	26:BA:2326:C:H5	2.04	0.75
26:BA:2419:U:OP1	53:B8:41:ILE:HD11	1.87	0.75
26:BA:2482:G:C6	26:BA:2483:C:C6	2.74	0.75
26:BA:2512:C:H4'	28:BE:235:ILE:HD12	1.69	0.75
26:BA:2516:G:C2	26:BA:2569:G:N3	2.55	0.75
26:BA:746:A:O5'	26:BA:2612:C:C5	2.40	0.75
26:BA:2821:A:C2	26:BA:2822:G:C8	2.74	0.75
27:BD:135:PRO:HG2	27:BD:138:THR:HG21	0.78	0.75
27:BD:107:LYS:HB2	27:BD:195:GLY:HA2	1.69	0.75
27:BD:67:LYS:N	27:BD:67:LYS:HD3	2.00	0.75
27:BD:80:ILE:CG1	27:BD:82:TYR:HE1	1.99	0.75
28:BE:44:TYR:CE1	28:BE:308:VAL:CB	2.60	0.75
28:BE:63:GLU:O	28:BE:67:THR:HA	1.84	0.75
29:BF:20:ASP:O	29:BF:23:GLU:HB2	1.86	0.75
29:BF:220:THR:CB	29:BF:224:ALA:HB2	2.16	0.75
29:BF:220:THR:HB	29:BF:224:ALA:CB	2.16	0.75
29:BF:220:THR:HB	29:BF:224:ALA:HB2	1.67	0.75
29:BF:167:ASP:HB3	29:BF:232:LEU:N	2.02	0.75
29:BF:87:ARG:O	29:BF:88:SER:CB	2.35	0.75
16:AM:3:ARG:HH12	30:BG:90:LEU:CD1	2.00	0.75
31:BH:120:LEU:HD23	31:BH:120:LEU:N	2.01	0.75
26:BA:2745:C:C2	31:BH:142:GLU:OE2	2.39	0.75
31:BH:23:VAL:CG1	31:BH:74:MET:CE	2.64	0.75

*Continued on next page...*



*Continued from previous page...*

Atom-1	Atom-2	Interatomic distance (Å)	Clash overlap (Å)
35:BP:142:LEU:O	35:BP:145:LEU:HD13	1.87	0.75
36:BQ:136:TRP:O	36:BQ:139:ALA:CA	2.34	0.75
36:BQ:33:MET:CB	36:BQ:83:PHE:HB2	2.17	0.75
37:BS:27:LEU:HD13	37:BS:28:LYS:N	2.01	0.75
34:BO:79:PHE:CA	38:BT:22:VAL:CG2	2.64	0.75
45:BV:39:PHE:CD2	45:BV:40:VAL:N	2.54	0.75
40:BX:4:VAL:CB	46:B2:24:LYS:HZ2	2.00	0.75
42:BZ:10:PRO:O	42:BZ:14:LEU:CB	2.34	0.75
1:AA:1269:A:C2	1:AA:1326:C:O2	2.40	0.75
26:BA:2261:C:C3'	48:B0:14:ARG:HH21	2.00	0.75
26:BA:2261:C:H3'	48:B0:14:ARG:HH21	1.50	0.75
48:B0:50:GLY:C	48:B0:52:GLY:H	1.88	0.75
46:B2:62:GLU:O	46:B2:63:GLU:C	2.24	0.75
50:B5:46:CYS:C	50:B5:48:ASN:H	1.88	0.75
26:BA:2400:G:O3'	51:B6:20:PHE:CE1	2.39	0.75
26:BA:1287:A:H5'	43:BR:104:ARG:HG3	1.68	0.75
26:BA:1418:G:O6	26:BA:1577:C:H5''	1.86	0.75
26:BA:2211:G:H2'	26:BA:2211:G:N3	2.00	0.75
26:BA:2298:A:C4	26:BA:2321:G:C2	2.75	0.75
26:BA:2346:A:H1'	26:BA:2383:G:C8	2.21	0.75
26:BA:2488:A:H3'	26:BA:2488:A:C8	2.20	0.75
26:BA:2526:G:H2'	26:BA:2527:C:O5'	1.87	0.75
26:BA:2526:G:O2'	26:BA:2527:C:H5'	1.86	0.75
26:BA:2530:A:C3'	26:BA:2531:A:H5''	2.17	0.75
26:BA:2532:G:C8	26:BA:2532:G:O5'	2.39	0.75
26:BA:2658:C:C2'	26:BA:2659:G:O5'	2.34	0.75
26:BA:2722:G:N1	26:BA:2723:C:N3	2.31	0.75
26:BA:2825:C:C5	26:BA:2825:C:O5'	2.40	0.75
26:BA:527:C:H5	26:BA:2779:U:H3'	1.48	0.75
27:BD:155:ARG:C	27:BD:157:ALA:N	2.38	0.75
27:BD:230:ASN:O	27:BD:231:ALA:HB2	1.85	0.75
30:BG:151:ILE:CD1	30:BG:156:ARG:HH22	1.99	0.75
30:BG:44:ILE:HG22	30:BG:83:PHE:CE2	2.12	0.75
31:BH:102:LEU:CD2	31:BH:102:LEU:H	1.98	0.75
31:BH:128:THR:HG23	31:BH:129:LYS:H	1.52	0.75
55:BK:132:ALA:O	55:BK:137:ILE:O	2.04	0.75
33:BN:137:GLU:N	33:BN:141:ALA:H	1.83	0.75
34:BO:1:MET:CB	34:BO:2:ILE:CD1	2.64	0.75
35:BP:69:ILE:CA	35:BP:73:VAL:CG2	2.65	0.75
43:BR:32:GLY:O	43:BR:33:ARG:HB3	1.83	0.75
37:BS:32:PRO:HG3	37:BS:100:ALA:CB	2.16	0.75

*Continued on next page...*



*Continued from previous page...*

Atom-1	Atom-2	Interatomic distance (Å)	Clash overlap (Å)
26:BA:18:C:O3'	44:BU:23:GLY:HA3	1.85	0.75
45:BV:46:VAL:HG12	45:BV:46:VAL:O	1.86	0.75
41:BY:43:ASN:ND2	41:BY:112:LEU:HD21	1.98	0.75
1:AA:361(A):C:H2'	1:AA:1362:C:H5''	1.68	0.75
8:AE:95:ALA:HB3	8:AE:96:PRO:HD3	1.68	0.75
48:B0:20:TYR:O	48:B0:21:LEU:O	2.04	0.75
47:B3:30:ARG:NH1	47:B3:30:ARG:CG	2.38	0.75
49:B4:41:PRO:CB	49:B4:57:ASP:HB3	2.17	0.75
26:BA:1416:G:N2	26:BA:1582:C:H42	1.83	0.75
26:BA:2206:C:HO2'	26:BA:2207:C:C4'	1.99	0.75
26:BA:2219:G:O2'	26:BA:2224:G:H5'	1.71	0.75
26:BA:2232:U:C2'	26:BA:2233:U:C5'	2.61	0.75
2:AV:74:C:N4	26:BA:2253:G:N1	2.15	0.75
26:BA:2495:G:H4'	36:BQ:101:MET:HB3	1.67	0.75
26:BA:2523:G:O4'	26:BA:2765:A:C8	2.40	0.75
26:BA:2603:G:C5	26:BA:2604:U:C5	2.75	0.75
26:BA:2626:C:C3'	26:BA:2626:C:C6	2.70	0.75
26:BA:2661:G:C6	26:BA:2662:A:N6	2.53	0.75
26:BA:2793:G:O6	26:BA:2794:C:N4	2.20	0.75
26:BA:770:G:H5'	52:B7:10:ARG:HH11	1.52	0.75
29:BF:103:ASN:O	29:BF:107:ARG:HG3	1.85	0.75
26:BA:2316:C:O3'	30:BG:151:ILE:HG13	1.86	0.75
30:BG:24:HIS:C	30:BG:25:MET:HG2	2.04	0.75
30:BG:56:ARG:HA	30:BG:63:ILE:O	1.86	0.75
55:BK:123:ALA:HA	55:BK:126:LYS:HD2	1.68	0.75
55:BK:132:ALA:CB	55:BK:137:ILE:HB	2.15	0.75
55:BK:38:PHE:CE2	55:BK:67:THR:HG22	2.20	0.75
33:BN:19:MET:CA	33:BN:19:MET:HE3	2.17	0.75
34:BO:17:ARG:NH2	34:BO:47:THR:CA	2.49	0.75
35:BP:64:ILE:CB	35:BP:107:LYS:O	2.23	0.75
37:BS:15:GLU:O	37:BS:16:ALA:CB	2.31	0.75
44:BU:94:VAL:O	44:BU:98:ILE:HD11	0.94	0.75
41:BY:78:THR:H	41:BY:89:ARG:CZ	2.00	0.75
41:BY:81:LYS:CG	41:BY:82:THR:H	1.96	0.75
42:BZ:3:LEU:CB	42:BZ:34:LEU:HA	2.05	0.75
20:AQ:87:LYS:O	20:AQ:91:ARG:HB3	1.87	0.75
1:AA:1325:C:P	24:AU:15:ARG:CZ	2.75	0.75
1:AA:1326:C:OP2	24:AU:6:ARG:HD2	1.86	0.75
2:AV:25:C:O4'	26:BA:1923:U:P	2.45	0.75
46:B2:59:ILE:O	46:B2:60:GLN:C	2.25	0.75
49:B4:68:ARG:CD	49:B4:72:LYS:CG	2.57	0.75

*Continued on next page...*



*Continued from previous page...*

Atom-1	Atom-2	Interatomic distance (Å)	Clash overlap (Å)
26:BA:2206:C:O2'	26:BA:2207:C:C4'	2.34	0.75
26:BA:2302:G:O2'	26:BA:2303:G:O5'	2.02	0.75
26:BA:2349:G:OP2	53:B8:42:ARG:NH2	2.20	0.75
26:BA:2666:C:C5	26:BA:2667:C:C6	2.74	0.75
26:BA:2665:A:O2'	26:BA:2666:C:O4'	2.03	0.75
26:BA:2716:U:N3	26:BA:2717:G:N7	2.33	0.75
26:BA:2734:A:C8	26:BA:2734:A:C5'	2.69	0.75
26:BA:2741:A:C2'	26:BA:2742:C:H6	1.95	0.75
26:BA:2635:C:N3	26:BA:2783:G:N1	2.34	0.75
26:BA:2852:G:N3	26:BA:2853:C:C2	2.55	0.75
26:BA:2865:U:C6	26:BA:2866:U:C5	2.75	0.75
26:BA:332:A:H2'	26:BA:334:C:OP2	1.86	0.75
26:BA:592:G:H21	53:B8:3:LYS:CE	2.00	0.75
26:BA:746:A:OP1	26:BA:2612:C:C2	2.40	0.75
26:BA:932:G:H5''	47:B3:29:ARG:NH2	1.91	0.75
26:BA:983:A:C8	26:BA:984:A:H1'	2.22	0.75
27:BD:222:PRO:O	27:BD:224:VAL:CG2	2.25	0.75
29:BF:167:ASP:C	29:BF:168:ARG:HG3	2.07	0.75
30:BG:103:ASN:C	30:BG:104:PHE:CG	2.59	0.75
30:BG:145:ASP:CB	37:BS:15:GLU:CA	2.56	0.75
30:BG:19:GLU:OE1	30:BG:135:VAL:CB	2.34	0.75
30:BG:76:ARG:CB	30:BG:77:ASP:OD1	2.35	0.75
32:BI:12:LYS:O	32:BI:14:LYS:HG3	1.86	0.75
26:BA:1081:U:P	55:BK:126:LYS:HD3	2.26	0.75
55:BK:109:ALA:CB	55:BK:128:ILE:HD11	2.13	0.75
55:BK:93:LYS:HA	55:BK:96:ILE:HG13	1.69	0.75
34:BO:10:VAL:HG21	34:BO:16:ALA:CB	2.12	0.75
36:BQ:132:VAL:O	36:BQ:135:ALA:HB3	1.86	0.75
36:BQ:42:TYR:HD2	42:BZ:119:ASN:HA	1.49	0.75
43:BR:37:THR:HA	43:BR:111:LEU:CA	2.15	0.75
43:BR:62:ALA:CB	43:BR:80:PHE:HZ	1.99	0.75
38:BT:45:GLU:O	38:BT:48:ASN:CG	2.25	0.75
39:BW:68:ARG:O	39:BW:110:LYS:HB2	1.86	0.75
1:AA:129(A):G:O2'	1:AA:190(E):U:H3'	1.86	0.75
1:AA:693:G:H2'	1:AA:694:A:C8	2.22	0.75
20:AQ:54:GLY:HA2	20:AQ:85:VAL:HG21	1.68	0.75
47:B3:23:LEU:O	47:B3:28:LEU:CD1	2.35	0.75
47:B3:48:GLU:HG2	47:B3:49:LYS:H	1.51	0.75
49:B4:6:HIS:CE1	49:B4:55:ARG:HB2	2.21	0.75
51:B6:8:ILE:HA	51:B6:29:ARG:CZ	2.17	0.75
53:B8:23:MET:CE	53:B8:48:PHE:CA	2.59	0.75

*Continued on next page...*



*Continued from previous page...*

Atom-1	Atom-2	Interatomic distance (Å)	Clash overlap (Å)
54:B9:29:ASN:HD22	54:B9:32:HIS:HE1	1.32	0.75
26:BA:1022:G:O6	33:BN:47:THR:HG21	1.87	0.75
26:BA:1057:A:N7	26:BA:1087:G:P	2.60	0.75
26:BA:974(A):C:O4'	26:BA:1186:G:N2	2.20	0.75
26:BA:1140:C:H4'	26:BA:142(A):A:C6	2.22	0.75
26:BA:1651:G:H1	26:BA:2006:C:H42	1.33	0.75
26:BA:688:U:H5'	26:BA:1780:A:N1	2.01	0.75
26:BA:2320:A:N1	37:BS:13:ARG:CG	2.49	0.75
26:BA:2403:C:C2'	26:BA:2403:C:O2	2.33	0.75
26:BA:2482:G:C2'	26:BA:2483:C:H5''	2.14	0.75
26:BA:2485:G:N2	26:BA:2486:G:H1'	2.01	0.75
26:BA:2754:U:C2'	26:BA:2756:U:P	2.72	0.75
26:BA:2828:C:N3	26:BA:2829:C:C4	2.55	0.75
26:BA:2881:C:H2'	26:BA:2882:A:C8	2.21	0.75
26:BA:300:A:O2'	26:BA:318:C:H1'	1.87	0.75
26:BA:806:C:O2'	26:BA:2445:G:H4'	1.87	0.75
28:BE:222:ARG:HG2	28:BE:232:ARG:HA	1.69	0.75
26:BA:606:U:H5'	29:BF:103:ASN:CG	2.07	0.75
30:BG:57:THR:H	30:BG:63:ILE:HA	1.50	0.75
31:BH:82:TYR:CZ	31:BH:137:LYS:HG3	2.20	0.75
31:BH:86:LEU:HD22	31:BH:87:GLU:N	2.01	0.75
55:BK:104:GLN:O	55:BK:108:ILE:HG13	1.87	0.75
34:BO:25:LEU:HD12	34:BO:38:VAL:CB	2.16	0.75
34:BO:66:LYS:HD2	34:BO:67:ARG:N	2.00	0.75
26:BA:245:G:P	35:BP:53:ARG:NH1	2.59	0.75
36:BQ:33:MET:HG3	36:BQ:83:PHE:CG	2.21	0.75
37:BS:30:GLY:O	37:BS:31:LYS:HE2	1.86	0.75
39:BW:15:ARG:O	39:BW:18:ARG:N	2.20	0.75
39:BW:24:ILE:HG22	39:BW:35:ILE:CB	2.16	0.75
41:BY:50:VAL:CG1	41:BY:51:LEU:N	2.33	0.75
42:BZ:115:ILE:O	42:BZ:169:VAL:HG13	1.87	0.75
42:BZ:19:ILE:CB	42:BZ:39:PHE:CE1	2.66	0.75
1:AA:60:A:H62	1:AA:110:C:N4	1.85	0.75
7:AD:3:ARG:CG	7:AD:118:ARG:HH11	1.99	0.75
2:AV:66:A:H2'	2:AV:67:A:C8	2.22	0.75
3:AW:9:A:H1'	3:AW:45:G:C2'	2.17	0.75
26:BA:1022:G:O6	33:BN:47:THR:CG2	2.34	0.75
26:BA:1495:A:H2'	26:BA:1496:A:N7	2.02	0.75
26:BA:2100:G:C6	26:BA:2190:G:C6	2.74	0.75
26:BA:2250:G:H5''	36:BQ:102:ARG:HB3	1.67	0.75
26:BA:2330:G:O2'	26:BA:2331:G:H5'	1.85	0.75

*Continued on next page...*



*Continued from previous page...*

Atom-1	Atom-2	Interatomic distance (Å)	Clash overlap (Å)
26:BA:248:G:H21	26:BA:2431:U:C4'	1.98	0.75
26:BA:2543:G:N9	26:BA:2544:G:N7	2.35	0.75
26:BA:2581:G:C2	26:BA:2610:C:C5	2.74	0.75
26:BA:1966:A:C2	26:BA:2593:U:C4'	2.70	0.75
26:BA:2615:U:C2'	26:BA:2616:C:O5'	2.33	0.75
26:BA:2626:C:H6	26:BA:2626:C:O5'	1.63	0.75
26:BA:2633:G:H1	26:BA:2785:C:N4	1.82	0.75
26:BA:2671:A:H2'	26:BA:2672:G:H8	1.52	0.75
26:BA:387:U:H4'	26:BA:388:G:O4'	1.87	0.75
26:BA:510:C:P	26:BA:512:G:H1	2.09	0.75
26:BA:882:G:H1	26:BA:894:C:H42	1.34	0.75
26:BA:910:A:N7	36:BQ:12:PRO:O	2.20	0.75
28:BE:235:ILE:HG23	28:BE:236:GLY:H	1.51	0.75
28:BE:200:ASP:C	28:BE:266:LYS:HD2	2.07	0.75
28:BE:76:PRO:HB2	28:BE:77:PRO:HD2	1.63	0.75
29:BF:22:PHE:HZ	29:BF:115:LEU:CD1	1.99	0.75
31:BH:41:THR:HG22	31:BH:52:THR:CB	2.17	0.75
32:BI:31:PHE:CZ	32:BI:36:ALA:HB3	2.21	0.75
32:BI:92:SER:HA	32:BI:122:ARG:CG	2.08	0.75
55:BK:79:LEU:HD21	55:BK:137:ILE:HG21	1.69	0.75
33:BN:103:VAL:HG12	33:BN:104:TYR:N	2.01	0.75
33:BN:108:PRO:HG2	33:BN:109:TYR:CD1	2.21	0.75
33:BN:87:LEU:CB	33:BN:88:PRO:HD2	2.16	0.75
34:BO:64:ARG:CD	34:BO:81:GLU:HB3	2.17	0.75
44:BU:52:ASN:O	44:BU:53:LYS:C	2.24	0.75
44:BU:74:MET:HE1	44:BU:78:THR:CG2	1.97	0.75
26:BA:974:G:N7	45:BV:80:TYR:CG	2.54	0.75
42:BZ:116:VAL:CB	42:BZ:169:VAL:HG22	2.16	0.75
1:AA:944:G:O6	1:AA:1337:G:C8	2.35	0.74
5:AB:163:PHE:HA	5:AB:185:ILE:O	1.87	0.74
1:AA:1221:G:O2'	22:AS:77:THR:CG2	2.35	0.74
47:B3:37:LEU:HD13	47:B3:43:ILE:HG21	1.66	0.74
47:B3:44:ARG:O	47:B3:48:GLU:OE1	2.05	0.74
52:B7:10:ARG:O	52:B7:11:LYS:O	2.05	0.74
26:BA:1944:U:H1'	26:BA:1955:U:C1'	2.16	0.74
26:BA:2414:G:N3	26:BA:2415:G:H8	1.85	0.74
26:BA:2258:C:C6	26:BA:2426:A:H4'	2.22	0.74
26:BA:2430:A:C2'	26:BA:2431:U:H5''	2.16	0.74
26:BA:2512:C:H5''	28:BE:219:VAL:CG1	2.17	0.74
26:BA:2567:G:C4	26:BA:2568:C:C5	2.67	0.74
26:BA:2576:G:H3'	26:BA:2576:G:P	2.27	0.74

*Continued on next page...*



*Continued from previous page...*

Atom-1	Atom-2	Interatomic distance (Å)	Clash overlap (Å)
26:BA:2604:U:O2	26:BA:2605:U:C5	2.40	0.74
26:BA:2633:G:C4	26:BA:2634:G:C8	2.75	0.74
26:BA:2564:A:N1	26:BA:2647:U:H4'	2.02	0.74
26:BA:2680:C:C4'	28:BE:300:VAL:HA	2.17	0.74
26:BA:269:U:H5	26:BA:270(Z):U:P	2.10	0.74
26:BA:2641:G:O6	26:BA:2773:C:N3	2.20	0.74
26:BA:2783:G:H2'	26:BA:2784:C:H6	1.50	0.74
26:BA:2813:A:C8	26:BA:2814:C:H5	2.04	0.74
26:BA:2826:A:N7	26:BA:2827:C:C5	2.46	0.74
26:BA:2629:A:N6	26:BA:2895:U:O2	2.20	0.74
26:BA:475:U:H4'	26:BA:510:C:H5'	1.69	0.74
26:BA:715:G:H2'	26:BA:716:A:C8	2.22	0.74
27:BD:123:ILE:O	27:BD:125:ILE:N	2.20	0.74
28:BE:200:ASP:O	28:BE:311:PHE:CA	2.34	0.74
28:BE:222:ARG:CD	28:BE:222:ARG:H	1.96	0.74
29:BF:81:PRO:CA	29:BF:87:ARG:CG	2.26	0.74
31:BH:123:GLU:OE2	31:BH:123:GLU:N	2.20	0.74
31:BH:15:THR:HG23	31:BH:26:LYS:HB2	1.63	0.74
55:BK:38:PHE:HD2	55:BK:67:THR:HG22	1.47	0.74
33:BN:65:ASN:CB	33:BN:69:TYR:CE1	2.69	0.74
33:BN:83:ILE:O	33:BN:85:GLY:N	2.20	0.74
34:BO:105:GLU:O	34:BO:106:LEU:C	2.26	0.74
36:BQ:72:VAL:CG2	36:BQ:135:ALA:CB	2.65	0.74
36:BQ:27:GLY:O	36:BQ:28:ILE:HG12	1.87	0.74
36:BQ:67:ALA:HB2	36:BQ:70:ARG:HH11	0.94	0.74
37:BS:60:SER:HA	37:BS:91:ARG:HD3	1.68	0.74
45:BV:69:ILE:CG2	45:BV:88:GLN:CB	2.65	0.74
39:BW:32:ALA:O	39:BW:34:ASN:N	2.20	0.74
41:BY:50:VAL:C	41:BY:51:LEU:HD13	2.07	0.74
41:BY:70:ALA:O	41:BY:71:VAL:HG23	1.87	0.74
42:BZ:154:LEU:C	42:BZ:154:LEU:HD23	2.07	0.74
1:AA:1327:C:H5''	24:AU:20:LYS:HE3	1.69	0.74
1:AA:665:A:H2'	1:AA:725:G:N2	2.02	0.74
1:AA:769:G:H21	1:AA:900:A:H61	1.35	0.74
7:AD:78:LEU:HD21	7:AD:139:ARG:NH2	2.01	0.74
1:AA:410:G:OP2	7:AD:25:ARG:NH2	2.19	0.74
48:B0:50:GLY:O	48:B0:52:GLY:N	2.20	0.74
26:BA:2419:U:O4	53:B8:31:HIS:CE1	2.39	0.74
26:BA:1398:C:H2'	26:BA:1399:C:H6	1.52	0.74
26:BA:1789:A:H5''	27:BD:224:VAL:CG1	2.17	0.74
26:BA:2213:U:O2	26:BA:2213:U:H2'	1.86	0.74

*Continued on next page...*



*Continued from previous page...*

Atom-1	Atom-2	Interatomic distance (Å)	Clash overlap (Å)
26:BA:2468:G:C6	26:BA:2481:G:C2	2.74	0.74
26:BA:2473:U:O2	26:BA:2473:U:C2'	2.34	0.74
27:BD:208:GLY:O	27:BD:211:HIS:CE1	2.40	0.74
29:BF:140:VAL:CG2	29:BF:234:VAL:HB	2.17	0.74
29:BF:215:ALA:CB	29:BF:241:ALA:HB3	2.09	0.74
30:BG:13:MET:O	30:BG:15:GLU:N	2.21	0.74
31:BH:147:ILE:HD12	31:BH:150:VAL:CB	2.18	0.74
32:BI:102:LEU:HD12	32:BI:103:GLN:H	0.93	0.74
32:BI:76:THR:HB	32:BI:144:HIS:CE1	2.22	0.74
55:BK:106:GLU:O	55:BK:110:LYS:CD	2.35	0.74
35:BP:66:VAL:O	35:BP:67:ARG:C	2.24	0.74
35:BP:94:ARG:O	35:BP:95:ASP:CB	2.34	0.74
36:BQ:142:LYS:C	36:BQ:142:LYS:CE	2.55	0.74
36:BQ:35:ASN:HB2	36:BQ:75:SER:HB2	1.68	0.74
36:BQ:31:PHE:HA	36:BQ:85:ILE:CD1	2.18	0.74
37:BS:110:THR:OG1	37:BS:111:PRO:CD	2.34	0.74
37:BS:46:GLN:HB3	37:BS:57:THR:CG2	2.16	0.74
45:BV:61:VAL:CG2	45:BV:98:ILE:N	2.42	0.74
41:BY:92:ASP:OD1	41:BY:92:ASP:C	2.25	0.74
1:AA:1254:C:OP1	13:AJ:45:ARG:HD2	1.87	0.74
1:AA:427:U:H1'	1:AA:541:G:OP1	1.86	0.74
7:AD:70:ILE:CD1	7:AD:100:ARG:CZ	2.64	0.74
7:AD:109:GLY:HA3	7:AD:165:MET:HG3	1.68	0.74
48:B0:79:ILE:O	48:B0:81:ILE:CD1	2.34	0.74
46:B2:62:GLU:C	46:B2:64:GLY:N	2.36	0.74
26:BA:2294:C:C4	26:BA:2339:G:O6	2.40	0.74
26:BA:2356:C:OP1	48:B0:19:LYS:HD2	1.86	0.74
26:BA:2496:C:N4	26:BA:2497:A:C2	2.55	0.74
26:BA:2574:G:O2'	28:BE:240:PRO:CA	2.35	0.74
26:BA:2576:G:N3	26:BA:2576:G:H2'	2.02	0.74
26:BA:2735:G:O6	26:BA:2770:G:N2	2.18	0.74
26:BA:2638:G:C4	26:BA:2775:A:C2	2.76	0.74
26:BA:2850:A:H2'	26:BA:2851:A:C8	2.20	0.74
26:BA:2886:G:C2	26:BA:2887:U:C6	2.76	0.74
27:BD:167:GLU:HB2	27:BD:170:TYR:CE1	2.06	0.74
27:BD:63:ILE:HG22	27:BD:64:ILE:H	0.59	0.74
26:BA:2785:C:C2	28:BE:100:TRP:CD1	2.75	0.74
28:BE:205:THR:HG23	28:BE:259:HIS:N	1.97	0.74
28:BE:45:LYS:HE3	28:BE:303:PRO:HG2	0.79	0.74
28:BE:99:VAL:CG1	28:BE:100:TRP:N	2.46	0.74
29:BF:52:ALA:CB	29:BF:55:ARG:HH21	1.75	0.74

*Continued on next page...*



*Continued from previous page...*

Atom-1	Atom-2	Interatomic distance (Å)	Clash overlap (Å)
30:BG:44:ILE:C	30:BG:83:PHE:HZ	1.91	0.74
32:BI:43:ASN:O	32:BI:45:LYS:C	2.24	0.74
33:BN:39:VAL:O	33:BN:40:ASN:HB2	1.85	0.74
33:BN:74:ARG:O	33:BN:75:PRO:C	2.23	0.74
35:BP:77:ALA:CA	35:BP:81:VAL:CG2	2.64	0.74
36:BQ:49:VAL:CG2	36:BQ:120:HIS:HA	2.17	0.74
43:BR:90:ARG:HH12	43:BR:117:VAL:CG2	2.00	0.74
45:BV:69:ILE:HG22	45:BV:88:GLN:CB	2.18	0.74
26:BA:138:G:H1'	40:BX:42:GLU:HG2	1.69	0.74
42:BZ:174:PRO:O	42:BZ:175:ARG:HG2	1.86	0.74
1:AA:1278:U:H4'	1:AA:1279:A:O4'	1.86	0.74
1:AA:815:A:N1	1:AA:1508:G:N2	2.35	0.74
11:AH:36:LEU:HA	11:AH:39:LEU:HB2	1.69	0.74
13:AJ:45:ARG:NH2	17:AN:36:PHE:HE2	1.85	0.74
46:B2:15:GLU:O	46:B2:16:ARG:C	2.22	0.74
46:B2:22:ASP:O	46:B2:23:LEU:C	2.25	0.74
26:BA:1472:A:C2'	26:BA:1473:G:H8	1.99	0.74
26:BA:2191:G:H2'	26:BA:2192:G:O4'	1.87	0.74
26:BA:2333:A:H1'	26:BA:2335:A:C2	2.19	0.74
26:BA:2391:G:O2'	26:BA:2392:A:P	2.46	0.74
26:BA:2441:C:O2'	26:BA:2442:C:O5'	2.05	0.74
26:BA:2461:C:C2	26:BA:2462:U:C6	2.75	0.74
26:BA:2555:U:C5	26:BA:2556:C:C6	2.75	0.74
26:BA:2567:G:H2'	26:BA:2568:C:H5	1.50	0.74
26:BA:2626:C:C4'	26:BA:2626:C:C6	2.70	0.74
26:BA:2737:G:N1	26:BA:2767:C:N4	1.97	0.74
26:BA:2804:C:C6	26:BA:2805:G:C6	2.75	0.74
26:BA:2818:G:C2	26:BA:2829:C:N3	2.54	0.74
26:BA:535:C:H4'	44:BU:53:LYS:CD	2.12	0.74
26:BA:627:A:H4'	26:BA:627:A:OP2	1.87	0.74
26:BA:2712:U:H5	26:BA:712(A):A:C8	1.99	0.74
26:BA:1818:U:O2	27:BD:153:LEU:CA	2.35	0.74
26:BA:1993:U:O2'	28:BE:224:GLY:HA3	1.87	0.74
28:BE:269:ILE:CA	28:BE:297:LYS:HE2	2.17	0.74
29:BF:102:LEU:HD22	29:BF:103:ASN:N	1.96	0.74
29:BF:215:ALA:HA	29:BF:239:ALA:HA	1.69	0.74
30:BG:102:GLY:HA2	30:BG:134:LEU:CD1	2.07	0.74
31:BH:41:THR:CG2	31:BH:52:THR:CB	2.66	0.74
31:BH:55:SER:O	31:BH:57:GLU:N	2.20	0.74
32:BI:80:PRO:HA	32:BI:146:THR:O	1.86	0.74
26:BA:270(P):C:OP2	32:BI:45:LYS:HD3	1.87	0.74

*Continued on next page...*



*Continued from previous page...*

Atom-1	Atom-2	Interatomic distance (Å)	Clash overlap (Å)
32:BI:53:LYS:O	32:BI:57:GLN:OE1	2.04	0.74
32:BI:93:ILE:O	32:BI:93:ILE:CG1	2.35	0.74
55:BK:122:GLU:HB3	55:BK:126:LYS:HE3	1.67	0.74
55:BK:36:MET:SD	55:BK:40:LYS:HE3	2.27	0.74
55:BK:8:GLN:C	55:BK:9:ILE:HG13	2.07	0.74
34:BO:65:THR:OG1	34:BO:67:ARG:CG	2.34	0.74
34:BO:87:ILE:HG21	34:BO:91:LYS:HA	1.68	0.74
44:BU:91:ASN:OD1	44:BU:92:ARG:N	2.19	0.74
45:BV:57:GLN:O	45:BV:58:ALA:HB2	1.87	0.74
45:BV:69:ILE:HG22	45:BV:88:GLN:HB3	1.69	0.74
41:BY:50:VAL:HG12	41:BY:52:ARG:H	1.50	0.74
1:AA:1317:C:O2'	22:AS:10:PHE:CE1	2.40	0.74
48:B0:35:ASN:O	48:B0:36:ILE:CG1	2.33	0.74
46:B2:7:GLU:OE2	46:B2:8:ILE:CG1	2.32	0.74
47:B3:53:LEU:HD22	47:B3:54:VAL:HG13	1.67	0.74
26:BA:1027:A:C6	26:BA:1126:A:N3	2.56	0.74
26:BA:1638:C:C5'	26:BA:2710:C:H1'	2.17	0.74
26:BA:2256:G:N2	26:BA:2257:U:C2	2.56	0.74
26:BA:2422:A:O2'	26:BA:2424:C:C6	2.39	0.74
26:BA:2489:G:N7	26:BA:2490:G:N7	2.35	0.74
26:BA:2511:U:O2'	26:BA:2512:C:H5'	1.87	0.74
26:BA:2870:C:C2'	26:BA:2870:C:O2	2.35	0.74
26:BA:859:G:O2'	26:BA:2268:A:N3	2.19	0.74
26:BA:960:A:C2	26:BA:2495:G:N2	2.55	0.74
27:BD:140:VAL:HG13	27:BD:190:THR:O	1.88	0.74
27:BD:140:VAL:HG22	27:BD:191:VAL:CG1	2.13	0.74
27:BD:224:VAL:HG12	27:BD:225:ARG:H	1.51	0.74
29:BF:57:PRO:HG2	29:BF:58:ALA:H	1.52	0.74
26:BA:2317:C:OP1	30:BG:150:SER:HA	1.87	0.74
30:BG:65:GLU:OE1	30:BG:65:GLU:C	2.25	0.74
30:BG:87:ALA:C	30:BG:89:PRO:HD2	2.07	0.74
31:BH:83:GLU:C	31:BH:83:GLU:OE2	2.25	0.74
32:BI:31:PHE:CE1	32:BI:35:LEU:O	2.40	0.74
32:BI:5:PHE:C	32:BI:36:ALA:HB2	2.06	0.74
33:BN:53:ILE:CG2	33:BN:135:ILE:HD11	2.15	0.74
33:BN:136:SER:O	33:BN:139:LEU:N	2.20	0.74
44:BU:43:ALA:HB2	45:BV:75:LYS:HB3	1.65	0.74
39:BW:55:ALA:N	39:BW:107:LEU:HD12	2.02	0.74
39:BW:19:LEU:HD22	50:B5:25:LEU:CB	2.16	0.74
40:BX:9:HIS:ND1	40:BX:26:PHE:O	2.16	0.74
40:BX:50:GLU:HB2	40:BX:67:ARG:O	1.87	0.74

*Continued on next page...*



*Continued from previous page...*

Atom-1	Atom-2	Interatomic distance (Å)	Clash overlap (Å)
41:BY:31:LEU:HD12	41:BY:101:LEU:HB2	1.67	0.74
42:BZ:12:GLN:O	42:BZ:15:ASP:HB3	1.87	0.74
42:BZ:19:ILE:HB	42:BZ:39:PHE:HE1	1.43	0.74
42:BZ:40:ASP:O	42:BZ:41:ARG:C	2.25	0.74
42:BZ:51:LEU:HD23	42:BZ:52:PHE:H	1.49	0.74
42:BZ:91:PRO:HG2	42:BZ:127:PRO:C	2.07	0.74
1:AA:1201:A:H4'	1:AA:1202:G:H5''	1.69	0.74
1:AA:303:A:O2'	1:AA:555:C:O2'	2.05	0.74
47:B3:53:LEU:HD23	47:B3:53:LEU:C	2.07	0.74
47:B3:6:VAL:CG2	47:B3:54:VAL:CG2	2.66	0.74
53:B8:60:LEU:HD22	53:B8:60:LEU:C	2.06	0.74
26:BA:1363:C:H1'	26:BA:1810:A:H1'	1.69	0.74
26:BA:1139:G:O2'	26:BA:142(A):A:N3	2.21	0.74
26:BA:1906:G:O4'	26:BA:1929:G:C8	2.40	0.74
26:BA:2462:U:C2	26:BA:2463:C:C6	2.75	0.74
26:BA:2652:C:C2'	26:BA:2653:U:H5'	2.16	0.74
26:BA:2678:C:C2	26:BA:2679:A:H8	2.04	0.74
26:BA:2748:A:C8	26:BA:2749:A:C5	2.75	0.74
27:BD:175:LEU:HD23	27:BD:175:LEU:H	1.47	0.74
29:BF:144:PHE:CD2	29:BF:156:LEU:CD1	2.71	0.74
31:BH:105:SER:O	31:BH:106:VAL:CG2	2.35	0.74
31:BH:7:PRO:N	31:BH:50:THR:HG1	1.85	0.74
32:BI:76:THR:HB	32:BI:144:HIS:HE1	1.52	0.74
55:BK:79:LEU:CD1	55:BK:132:ALA:HB2	2.16	0.74
55:BK:52:MET:CA	55:BK:52:MET:HE3	2.06	0.74
33:BN:68:GLY:O	33:BN:69:TYR:HB2	1.88	0.74
35:BP:62:ALA:O	35:BP:107:LYS:CE	2.36	0.74
36:BQ:49:VAL:CB	36:BQ:119:ASN:O	2.36	0.74
37:BS:31:LYS:CB	37:BS:32:PRO:HD3	2.14	0.74
44:BU:68:GLY:O	44:BU:71:LEU:N	2.21	0.74
45:BV:33:VAL:CB	45:BV:63:HIS:CD2	2.70	0.74
45:BV:35:LEU:HG	45:BV:63:HIS:HE2	1.52	0.74
45:BV:94:LYS:CA	45:BV:95:ILE:CD1	2.56	0.74
42:BZ:100:THR:CA	42:BZ:137:ASP:CG	2.50	0.74
3:AW:7:U:O3'	3:AW:8:U:O5'	2.06	0.74
26:BA:2386:C:C4'	48:B0:39:ARG:CZ	2.58	0.74
47:B3:9:VAL:N	47:B3:54:VAL:CG1	2.50	0.74
49:B4:17:GLN:HA	49:B4:33:VAL:CG1	2.18	0.74
50:B5:14:SER:O	50:B5:15:LYS:C	2.25	0.74
26:BA:125:G:C4'	52:B7:19:ARG:NH1	2.47	0.74
26:BA:2239:G:N3	26:BA:2240:C:C6	2.56	0.74

*Continued on next page...*



*Continued from previous page...*

Atom-1	Atom-2	Interatomic distance (Å)	Clash overlap (Å)
26:BA:2265:U:H2'	26:BA:2266:A:OP1	1.86	0.74
3:AW:76:A:O2'	26:BA:2395:C:N3	2.21	0.74
26:BA:227:A:N6	26:BA:2407:G:C8	2.52	0.74
26:BA:2488:A:C6	26:BA:2489:G:C5	2.76	0.74
26:BA:2636:U:H4'	28:BE:84:ARG:CZ	2.17	0.74
26:BA:2859:G:O2'	26:BA:2860:A:H5'	1.87	0.74
26:BA:2831:G:H1'	26:BA:2883:A:C2	2.22	0.74
26:BA:358:U:H3'	26:BA:359:A:C5'	2.17	0.74
26:BA:995:C:H1'	44:BU:57:PHE:CZ	2.23	0.74
27:BD:63:ILE:CG2	27:BD:64:ILE:N	2.09	0.74
29:BF:216:SER:O	29:BF:217:GLU:HB2	1.87	0.74
29:BF:223:LEU:HD12	29:BF:224:ALA:H	0.92	0.74
30:BG:93:LEU:HD22	30:BG:106:PHE:CE2	2.22	0.74
31:BH:104:LEU:CB	31:BH:151:ARG:CZ	2.48	0.74
31:BH:55:SER:C	31:BH:57:GLU:H	1.90	0.74
32:BI:116:GLU:HG2	32:BI:132:LYS:HE2	1.68	0.74
32:BI:115:ILE:HG13	32:BI:131:VAL:HG13	1.68	0.74
32:BI:13:GLY:CA	32:BI:15:LYS:HD2	2.16	0.74
26:BA:270(O):U:H5	32:BI:53:LYS:NZ	1.86	0.74
26:BA:1137:G:H21	33:BN:86:MET:CE	2.00	0.74
34:BO:104:ARG:HD2	34:BO:104:ARG:H	1.53	0.74
34:BO:17:ARG:HB2	34:BO:45:ASP:O	1.87	0.74
43:BR:101:ALA:O	50:B5:41:LEU:HD11	1.85	0.74
37:BS:33:ARG:HB3	37:BS:35:VAL:HG22	1.69	0.74
44:BU:117:ARG:NH1	44:BU:118:GLN:OE1	2.20	0.74
26:BA:444:C:OP2	44:BU:2:PRO:CG	2.35	0.74
44:BU:98:ILE:O	44:BU:99:ALA:C	2.26	0.74
45:BV:31:ASP:O	45:BV:33:VAL:HG23	1.87	0.74
45:BV:40:VAL:CA	45:BV:51:ALA:HB1	2.17	0.74
39:BW:8:ARG:NE	39:BW:102:HIS:HE1	1.85	0.74
40:BX:28:VAL:CG1	40:BX:64:ALA:CB	2.65	0.74
41:BY:78:THR:HA	41:BY:89:ARG:H	1.51	0.74
42:BZ:26:LYS:HD2	42:BZ:27:GLU:OE2	1.87	0.74
42:BZ:67:LYS:HA	42:BZ:67:LYS:HZ1	0.84	0.74
1:AA:1015:A:P	22:AS:14:HIS:CE1	2.81	0.74
1:AA:1073:U:H2'	1:AA:1074:G:O4'	1.87	0.74
1:AA:361(A):C:O2'	1:AA:1362:C:H5''	1.88	0.74
40:BX:4:VAL:CB	46:B2:24:LYS:NZ	2.51	0.74
49:B4:4:ASP:OD1	49:B4:11:PRO:HG3	1.86	0.74
50:B5:42:SER:O	50:B5:43:HIS:CB	2.35	0.74
52:B7:13:ALA:O	52:B7:14:LYS:C	2.25	0.74

*Continued on next page...*



*Continued from previous page...*

Atom-1	Atom-2	Interatomic distance (Å)	Clash overlap (Å)
26:BA:2393:A:C4'	53:B8:13:ARG:NH2	2.51	0.74
53:B8:31:HIS:O	53:B8:32:GLN:HG2	1.86	0.74
26:BA:2043:C:H5	26:BA:2777:G:C1'	1.89	0.74
26:BA:2264:C:H2'	26:BA:2265:U:C5'	2.16	0.74
26:BA:2285:C:C1'	26:BA:2288:A:N6	2.51	0.74
26:BA:2317:C:H5	26:BA:2318:G:O6	1.66	0.74
26:BA:2320:A:N7	37:BS:9:PRO:HD3	2.02	0.74
26:BA:2298:A:C5	26:BA:2321:G:N1	2.56	0.74
26:BA:2407:G:H5''	26:BA:2408:U:OP2	1.87	0.74
26:BA:2737:G:N3	26:BA:2738:A:N7	2.36	0.74
26:BA:328:U:HO2'	41:BY:94:SER:CB	2.01	0.74
26:BA:311:A:N6	26:BA:329:G:H5'	2.02	0.74
26:BA:617:G:OP1	29:BF:221:GLU:CG	2.35	0.74
26:BA:76:C:O2'	46:B2:55:ARG:CG	2.36	0.74
27:BD:142:ASN:N	27:BD:142:ASN:HD22	1.85	0.74
27:BD:74:PRO:CG	27:BD:96:ALA:CA	2.65	0.74
28:BE:198:TYR:HA	28:BE:266:LYS:O	1.88	0.74
29:BF:138:VAL:O	29:BF:139:VAL:HG23	1.88	0.74
29:BF:96:LYS:CB	29:BF:98:ARG:NH2	2.41	0.74
55:BK:121:LEU:CB	55:BK:125:MET:CE	2.65	0.74
55:BK:91:GLU:OE1	55:BK:94:ARG:HD2	1.88	0.74
35:BP:112:GLY:O	35:BP:113:GLN:OE1	2.06	0.74
36:BQ:68:ALA:CB	36:BQ:136:TRP:HZ3	2.01	0.74
36:BQ:42:TYR:CD2	42:BZ:119:ASN:HA	2.23	0.74
44:BU:47:TYR:CE2	45:BV:74:TYR:C	2.61	0.74
41:BY:103:LEU:CD2	41:BY:112:LEU:HD23	2.14	0.74
26:BA:337:C:P	41:BY:24:ARG:HB2	2.25	0.74
41:BY:48:VAL:CG1	41:BY:49:GLU:N	2.19	0.74
41:BY:28:SER:OG	41:BY:99:THR:HG23	1.87	0.74
42:BZ:141:MET:O	42:BZ:142:ASN:ND2	2.20	0.74
42:BZ:154:LEU:CD1	42:BZ:160:LEU:HD11	2.17	0.74
42:BZ:67:LYS:O	42:BZ:67:LYS:HG3	1.88	0.74
1:AA:194:C:O2'	23:AT:68:LYS:HD3	1.88	0.74
1:AA:112:G:C4'	1:AA:389:A:H4'	2.18	0.74
15:AL:54:LYS:CG	15:AL:75:HIS:HE1	2.01	0.74
20:AQ:22:LEU:HD12	20:AQ:23:VAL:O	1.87	0.74
1:AA:835:U:OP1	21:AR:61:LYS:HD2	1.87	0.74
48:B0:36:ILE:CA	48:B0:68:VAL:HG11	2.18	0.74
47:B3:16:PRO:CB	47:B3:19:GLN:OE1	2.35	0.74
51:B6:33:ALA:O	51:B6:35:LEU:N	2.21	0.74
51:B6:42:PRO:O	51:B6:44:ALA:O	2.05	0.74

*Continued on next page...*



*Continued from previous page...*

Atom-1	Atom-2	Interatomic distance (Å)	Clash overlap (Å)
26:BA:1697:G:H5''	26:BA:1698:A:H5'	1.68	0.74
26:BA:2373:G:O2'	26:BA:2374:C:C5'	2.29	0.74
26:BA:245:G:P	35:BP:53:ARG:CZ	2.76	0.74
26:BA:2613:U:H5'	26:BA:2613:U:C6	2.17	0.74
26:BA:2636:U:C4'	28:BE:84:ARG:NH2	2.24	0.74
26:BA:2773:C:H2'	26:BA:2774:C:H6	1.52	0.74
26:BA:2840:C:O3'	43:BR:53:HIS:CE1	2.41	0.74
26:BA:1:G:C2	26:BA:2902:C:N4	2.56	0.74
26:BA:535:C:H5''	44:BU:53:LYS:HZ1	1.53	0.74
27:BD:143:ILE:CG1	27:BD:153:LEU:CA	2.65	0.74
28:BE:247:ARG:HB2	28:BE:249:THR:OG1	1.88	0.74
29:BF:103:ASN:CB	29:BF:106:GLU:HG3	2.17	0.74
16:AM:3:ARG:HH12	30:BG:90:LEU:HD13	1.51	0.74
31:BH:104:LEU:HB2	31:BH:151:ARG:HH12	1.42	0.74
26:BA:1005:C:H1'	33:BN:21:ARG:HG3	1.68	0.74
33:BN:65:ASN:ND2	33:BN:69:TYR:CD1	2.54	0.74
35:BP:130:ARG:HA	35:BP:133:VAL:CG2	2.18	0.74
26:BA:874:G:OP1	36:BQ:32:LYS:NZ	2.21	0.74
43:BR:43:GLU:C	43:BR:45:ARG:N	2.36	0.74
43:BR:58:GLY:O	43:BR:59:ASP:HB3	1.88	0.74
45:BV:43:GLU:C	45:BV:44:GLN:HE21	1.90	0.74
44:BU:94:VAL:HG11	45:BV:4:ILE:HG21	1.70	0.74
44:BU:88:ILE:HG22	45:BV:55:THR:OG1	1.86	0.74
39:BW:45:TYR:HD2	39:BW:46:PHE:N	1.85	0.74
40:BX:14:ALA:O	40:BX:17:ASP:N	2.21	0.74
1:AA:1255:G:N2	1:AA:1258:G:H22	1.84	0.74
26:BA:95:G:O2'	46:B2:42:ASN:CB	2.36	0.74
46:B2:51:LYS:O	46:B2:54:ALA:CB	2.36	0.74
47:B3:23:LEU:HA	47:B3:28:LEU:HD12	0.74	0.74
26:BA:1078:U:OP1	55:BK:93:LYS:HE3	1.88	0.74
26:BA:1966:A:C2	26:BA:2593:U:H5'	2.23	0.74
26:BA:2188:C:C5	26:BA:2189:U:C4	2.76	0.74
26:BA:963:U:O2	26:BA:2250:G:N2	2.19	0.74
26:BA:2320:A:H62	37:BS:9:PRO:HG3	0.62	0.74
26:BA:1952:A:C1'	26:BA:2560:C:O2'	2.34	0.74
26:BA:2615:U:H2'	26:BA:2616:C:C6	2.23	0.74
26:BA:2866:U:O2	26:BA:2868:A:O2'	2.01	0.74
26:BA:2848:G:N1	26:BA:2867:G:N3	2.35	0.74
26:BA:2838:G:N2	26:BA:2881:C:C2	2.56	0.74
27:BD:104:ILE:HB	27:BD:106:PRO:HD3	1.68	0.74
27:BD:65:ASP:C	27:BD:65:ASP:OD1	2.23	0.74

*Continued on next page...*



*Continued from previous page...*

Atom-1	Atom-2	Interatomic distance (Å)	Clash overlap (Å)
28:BE:192:ILE:O	28:BE:193:PHE:C	2.24	0.74
28:BE:214:VAL:CG2	28:BE:221:LYS:HZ2	2.01	0.74
26:BA:2051:A:C2'	28:BE:238:LEU:CD2	2.66	0.74
29:BF:103:ASN:O	29:BF:104:ASP:C	2.14	0.74
29:BF:215:ALA:CB	29:BF:238:SER:C	2.54	0.74
26:BA:673:C:H1'	29:BF:82:GLN:OE1	1.86	0.74
30:BG:46:GLY:O	30:BG:47:GLN:HG3	1.88	0.74
31:BH:89:VAL:O	31:BH:160:GLY:N	2.21	0.74
32:BI:133:LEU:HD11	32:BI:139:ALA:HB3	1.70	0.74
36:BQ:82:LYS:HB3	36:BQ:123:ILE:HG22	1.70	0.74
36:BQ:51:GLU:OE1	36:BQ:51:GLU:N	2.20	0.74
43:BR:18:LEU:HD12	43:BR:19:ALA:N	2.02	0.74
44:BU:63:GLN:C	44:BU:65:ILE:N	2.41	0.74
45:BV:78:VAL:HB	45:BV:80:TYR:CE1	2.22	0.74
40:BX:9:HIS:ND1	40:BX:27:ALA:CA	2.50	0.74
41:BY:48:VAL:HG12	41:BY:49:GLU:H	0.62	0.74
41:BY:63:ILE:CG1	41:BY:75:GLU:OE2	2.36	0.74
41:BY:81:LYS:HB3	41:BY:81:LYS:NZ	2.03	0.74
1:AA:634:C:H2'	1:AA:635:G:H8	1.52	0.73
47:B3:16:PRO:HB3	47:B3:19:GLN:NE2	2.03	0.73
49:B4:7:PRO:HD2	49:B4:56:VAL:CB	2.18	0.73
26:BA:1034:G:H5'	54:B9:18:ARG:NE	2.02	0.73
26:BA:1101:U:H2'	26:BA:1102:C:H6	1.51	0.73
26:BA:1427:A:OP1	26:BA:1427:A:H8	1.70	0.73
26:BA:2276:G:C2'	26:BA:2277:G:O5'	2.35	0.73
26:BA:2355:C:H5'	48:B0:21:LEU:HD13	1.70	0.73
26:BA:2395:C:H3'	26:BA:2395:C:H6	1.51	0.73
26:BA:2457:U:C5	26:BA:2458:G:C2	2.67	0.73
26:BA:2458:G:C4	26:BA:2490:G:C2	2.75	0.73
26:BA:2508:G:N2	26:BA:2509:G:C1'	2.50	0.73
26:BA:2520:C:C5	26:BA:2567:G:C8	2.75	0.73
26:BA:2853:C:H2'	26:BA:2854:G:O5'	1.88	0.73
26:BA:966:G:H1'	26:BA:2267:A:N6	2.02	0.73
25:BB:80:U:HO2'	26:BA:918:A:H8	1.36	0.73
27:BD:175:LEU:CD1	27:BD:180:VAL:CA	2.65	0.73
28:BE:265:ASN:O	28:BE:265:ASN:ND2	2.21	0.73
28:BE:268:LEU:HD21	28:BE:295:LEU:O	1.88	0.73
30:BG:60:GLU:O	30:BG:61:PHE:HB2	1.86	0.73
31:BH:127:GLN:HG3	31:BH:128:THR:N	2.03	0.73
31:BH:48:VAL:HG23	31:BH:49:ILE:H	1.53	0.73
26:BA:2780:G:H22	33:BN:80:LYS:HZ2	1.35	0.73

*Continued on next page...*



*Continued from previous page...*

Atom-1	Atom-2	Interatomic distance (Å)	Clash overlap (Å)
34:BO:3:GLN:HA	34:BO:21:VAL:CG1	2.18	0.73
35:BP:66:VAL:C	35:BP:67:ARG:NE	2.40	0.73
36:BQ:10:ILE:O	36:BQ:10:ILE:HG13	1.88	0.73
36:BQ:45:GLN:CD	36:BQ:153:PRO:HB2	2.09	0.73
36:BQ:94:ARG:CG	36:BQ:107:LYS:N	2.51	0.73
37:BS:17:ARG:HH11	37:BS:18:THR:CA	2.01	0.73
44:BU:83:LEU:O	44:BU:86:ALA:CB	2.36	0.73
44:BU:7:GLY:C	44:BU:9:VAL:H	1.88	0.73
45:BV:95:ILE:N	45:BV:95:ILE:CD1	2.33	0.73
41:BY:102:ASP:C	41:BY:108:ARG:HD3	2.07	0.73
1:AA:1329:A:H4'	16:AM:24:GLY:C	2.08	0.73
1:AA:266:G:N2	1:AA:270:A:H62	1.85	0.73
1:AA:47:C:H4'	1:AA:48:C:H5''	1.69	0.73
1:AA:900:A:H2'	1:AA:901:A:C8	2.23	0.73
2:AV:35:A:N6	4:AX:117:U:O4	2.20	0.73
2:AV:4:G:H2'	2:AV:5:A:C8	2.23	0.73
40:BX:4:VAL:HG21	46:B2:24:LYS:HZ1	1.51	0.73
3:AW:74:C:P	49:B4:22:MET:CE	2.76	0.73
49:B4:21:VAL:HG12	49:B4:22:MET:H	0.58	0.73
50:B5:45:ILE:H	50:B5:52:TYR:HE1	1.35	0.73
39:BW:37:ARG:HH22	50:B5:48:ASN:HD21	1.36	0.73
51:B6:12:MET:HE3	51:B6:54:LYS:N	2.02	0.73
53:B8:9:MET:O	53:B8:14:ILE:CD1	2.35	0.73
26:BA:1489:U:H4'	26:BA:1490:A:OP2	1.87	0.73
26:BA:1620:G:C1'	52:B7:1:MET:H2	1.99	0.73
26:BA:1935:G:H2'	26:BA:1962:C:N3	2.02	0.73
26:BA:2306:C:H42	30:BG:53:LYS:HZ2	1.36	0.73
26:BA:2319:G:H4'	37:BS:9:PRO:CD	2.18	0.73
26:BA:2484:G:H22	26:BA:2485:G:H1'	1.36	0.73
26:BA:2816:C:H2'	26:BA:2817:G:O5'	1.88	0.73
26:BA:2838:G:C2	26:BA:2839:G:C8	2.76	0.73
26:BA:310:A:OP1	41:BY:53:GLY:N	2.21	0.73
32:BI:7:LYS:CB	32:BI:14:LYS:HE2	2.10	0.73
33:BN:54:VAL:HG11	33:BN:138:THR:HB	1.70	0.73
36:BQ:16:ARG:NH1	36:BQ:19:TYR:HD1	1.86	0.73
43:BR:90:ARG:HH12	43:BR:117:VAL:HG21	1.53	0.73
37:BS:34:LEU:HG	37:BS:102:LEU:C	2.08	0.73
37:BS:28:LYS:HB3	37:BS:28:LYS:HZ3	1.54	0.73
37:BS:46:GLN:C	37:BS:47:LEU:HD23	2.04	0.73
37:BS:97:VAL:O	37:BS:98:GLU:HB3	1.86	0.73
44:BU:104:GLU:OE2	45:BV:46:VAL:CG1	2.35	0.73

*Continued on next page...*



*Continued from previous page...*

Atom-1	Atom-2	Interatomic distance (Å)	Clash overlap (Å)
44:BU:82:GLY:O	44:BU:85:ARG:HB2	1.87	0.73
40:BX:32:ALA:HA	40:BX:36:GLU:HG3	1.69	0.73
41:BY:92:ASP:O	41:BY:93:THR:C	2.24	0.73
42:BZ:18:MET:HG3	42:BZ:35:ASP:HA	1.70	0.73
1:AA:409:G:OP2	7:AD:22:LYS:CD	2.37	0.73
48:B0:65:GLY:O	48:B0:66:LYS:CE	2.35	0.73
51:B6:17:GLY:O	51:B6:18:THR:HB	1.88	0.73
26:BA:190:A:H2'	26:BA:191:A:C8	2.23	0.73
26:BA:2183:C:H2'	26:BA:2184:G:H8	1.53	0.73
26:BA:2187:G:H2'	26:BA:2188:C:H5'	1.70	0.73
26:BA:2255:G:C6	26:BA:2256:G:C8	2.76	0.73
26:BA:2349:G:O6	26:BA:2350:C:C5	2.42	0.73
26:BA:2404:C:N4	26:BA:2405:G:N1	2.36	0.73
26:BA:2838:G:C6	26:BA:2839:G:C5	2.75	0.73
26:BA:283:A:C2	26:BA:360:G:C2	2.76	0.73
26:BA:873:G:H4'	36:BQ:32:LYS:HG2	1.69	0.73
26:BA:974(A):C:C1'	26:BA:989:G:H22	2.01	0.73
25:BB:59:A:C3'	25:BB:60:C:O5'	2.34	0.73
27:BD:76:ARG:HD3	27:BD:113:MET:HE2	1.70	0.73
27:BD:175:LEU:O	27:BD:176:ALA:C	2.26	0.73
28:BE:44:TYR:HD1	28:BE:309:PRO:CD	1.98	0.73
28:BE:42:ALA:HA	28:BE:311:PHE:HE2	1.53	0.73
29:BF:167:ASP:O	29:BF:168:ARG:CD	2.36	0.73
30:BG:105:SER:CB	30:BG:131:THR:CG2	2.57	0.73
26:BA:2316:C:C5'	30:BG:142:ALA:CB	2.55	0.73
2:AV:56:C:C2	30:BG:56:ARG:CZ	2.71	0.73
31:BH:140:VAL:O	31:BH:143:LEU:HD22	1.86	0.73
32:BI:43:ASN:HA	32:BI:46:ALA:CB	2.18	0.73
32:BI:7:LYS:HG3	32:BI:12:LYS:CA	2.18	0.73
55:BK:20:PRO:CG	55:BK:23:PRO:HG2	2.15	0.73
33:BN:79:PHE:CD1	33:BN:79:PHE:N	2.52	0.73
34:BO:73:ASP:C	34:BO:75:SER:H	1.91	0.73
35:BP:124:ASP:HB3	35:BP:130:ARG:NH2	2.02	0.73
36:BQ:75:SER:O	36:BQ:132:VAL:HG21	1.88	0.73
36:BQ:146:THR:O	36:BQ:147:VAL:HB	1.87	0.73
26:BA:2378:A:C2	37:BS:26:LEU:CD2	2.71	0.73
37:BS:40:ASN:HA	37:BS:114:LYS:HZ1	1.54	0.73
38:BT:21:PHE:C	38:BT:22:VAL:CG1	2.54	0.73
44:BU:40:LEU:CD2	44:BU:40:LEU:N	2.46	0.73
44:BU:80:ILE:CA	44:BU:83:LEU:HD12	2.17	0.73
45:BV:33:VAL:HB	45:BV:63:HIS:NE2	2.02	0.73

*Continued on next page...*



*Continued from previous page...*

Atom-1	Atom-2	Interatomic distance (Å)	Clash overlap (Å)
40:BX:14:ALA:C	40:BX:17:ASP:OD1	2.26	0.73
40:BX:31:ARG:CA	40:BX:31:ARG:NE	2.51	0.73
41:BY:101:LEU:HD23	41:BY:103:LEU:HG	1.67	0.73
41:BY:31:LEU:CD1	41:BY:101:LEU:CB	2.66	0.73
41:BY:73:HIS:HA	41:BY:91:LEU:HD21	1.69	0.73
7:AD:27:TYR:OH	7:AD:106:TYR:OH	2.00	0.73
1:AA:1325:C:P	24:AU:15:ARG:NE	2.62	0.73
3:AW:37:YYG:H31	3:AW:37:YYG:C1'	2.19	0.73
26:BA:2385:C:O2'	48:B0:39:ARG:NH1	2.20	0.73
26:BA:1078:U:C6	26:BA:1088:A:N3	2.56	0.73
26:BA:2048:G:C6	26:BA:2621:A:N1	2.57	0.73
26:BA:2266:A:H5''	26:BA:2267:A:C5	2.22	0.73
26:BA:2589:A:O2'	26:BA:2590:A:H5''	1.88	0.73
26:BA:2676:C:O2	26:BA:2732:G:N2	2.21	0.73
26:BA:2781:A:H5'	26:BA:2782:G:O5'	1.86	0.73
26:BA:2868:A:H8	26:BA:2868:A:O5'	1.71	0.73
26:BA:443:A:N7	29:BF:43:LYS:HD2	2.04	0.73
28:BE:222:ARG:CD	28:BE:232:ARG:CA	2.64	0.73
29:BF:33:LYS:CA	29:BF:36:ARG:CG	2.66	0.73
31:BH:63:LEU:O	31:BH:66:THR:CG2	2.31	0.73
32:BI:3:VAL:HG11	32:BI:21:VAL:HG21	1.70	0.73
33:BN:39:VAL:HA	33:BN:103:VAL:HG13	1.69	0.73
33:BN:18:ILE:O	33:BN:20:GLY:N	2.21	0.73
34:BO:31:ARG:O	34:BO:32:TYR:CD1	2.42	0.73
35:BP:65:ASP:O	35:BP:69:ILE:HG23	1.89	0.73
36:BQ:142:LYS:HE2	36:BQ:143:VAL:C	2.09	0.73
36:BQ:28:ILE:HG23	36:BQ:62:GLU:CB	2.18	0.73
36:BQ:69:ASN:C	36:BQ:69:ASN:ND2	2.21	0.73
43:BR:116:LEU:O	43:BR:116:LEU:HD12	1.88	0.73
43:BR:31:HIS:HD2	43:BR:34:ILE:HD11	1.53	0.73
38:BT:46:ALA:O	38:BT:49:LEU:HB3	1.88	0.73
44:BU:55:ARG:C	44:BU:57:PHE:N	2.41	0.73
40:BX:46:ASP:OD1	40:BX:46:ASP:N	2.21	0.73
41:BY:70:ALA:O	41:BY:93:THR:HG23	1.89	0.73
42:BZ:46:GLN:C	42:BZ:47:SER:O	2.27	0.73
42:BZ:4:THR:O	42:BZ:5:ALA:HB3	1.86	0.73
1:AA:1255:G:N2	1:AA:1277:C:O2	2.22	0.73
1:AA:1329:A:H5''	16:AM:26:GLY:H	1.53	0.73
1:AA:54:C:N4	1:AA:352:C:H2'	2.04	0.73
1:AA:462:G:H21	19:AP:82:GLN:HE21	1.34	0.73
3:AW:9:A:C2	3:AW:45:G:C8	2.76	0.73

*Continued on next page...*



*Continued from previous page...*

Atom-1	Atom-2	Interatomic distance (Å)	Clash overlap (Å)
26:BA:2262:U:P	48:B0:14:ARG:HH21	2.11	0.73
48:B0:71:ASN:O	48:B0:72:LYS:C	2.26	0.73
26:BA:76:C:C3'	46:B2:55:ARG:HG3	2.18	0.73
47:B3:3:ARG:HB2	47:B3:60:GLU:CA	2.18	0.73
49:B4:7:PRO:CD	49:B4:56:VAL:CG2	2.27	0.73
51:B6:19:GLY:HA3	51:B6:42:PRO:HG3	0.74	0.73
26:BA:120:U:C2	26:BA:150:C:C4	2.76	0.73
26:BA:1279:G:H5'	43:BR:34:ILE:CD1	2.18	0.73
26:BA:2228:G:H8	26:BA:2229:C:C6	2.01	0.73
26:BA:2285:C:C5'	26:BA:2288:A:H61	2.01	0.73
26:BA:2592:G:N2	26:BA:2603:G:C5	2.57	0.73
26:BA:269:U:H5''	26:BA:270(Y):G:H2'	1.70	0.73
26:BA:2785:C:H4'	28:BE:99:VAL:CB	2.17	0.73
26:BA:2892:A:H2'	26:BA:2893:G:C1'	2.18	0.73
26:BA:34:C:C2'	26:BA:455:C:H41	2.01	0.73
26:BA:573:G:H2'	26:BA:574:C:H3'	1.70	0.73
26:BA:850:C:H42	26:BA:928:G:H1	1.35	0.73
27:BD:128:ALA:HB2	27:BD:190:THR:HA	1.57	0.73
27:BD:141:HIS:HE1	27:BD:191:VAL:O	1.68	0.73
27:BD:215:LYS:O	27:BD:216:ALA:O	2.06	0.73
28:BE:267:ARG:HB2	28:BE:297:LYS:CD	2.17	0.73
29:BF:196:THR:OG1	29:BF:201:SER:N	2.22	0.73
29:BF:47:GLY:HA2	29:BF:92:PRO:HB2	0.80	0.73
26:BA:801:G:OP2	29:BF:79:ARG:CZ	2.36	0.73
32:BI:105:GLN:O	32:BI:107:GLY:N	2.22	0.73
32:BI:145:VAL:O	32:BI:146:THR:CB	2.34	0.73
32:BI:50:GLN:HA	32:BI:53:LYS:HG2	1.68	0.73
55:BK:38:PHE:CE2	55:BK:67:THR:CG2	2.71	0.73
55:BK:63:ASP:O	55:BK:64:LYS:HG3	1.89	0.73
26:BA:2640:G:H4'	33:BN:70:PHE:HD2	1.52	0.73
35:BP:64:ILE:O	35:BP:108:VAL:CA	2.35	0.73
36:BQ:91:HIS:CA	36:BQ:111:THR:HG23	2.17	0.73
36:BQ:51:GLU:OE2	36:BQ:148:ASN:HB2	1.88	0.73
38:BT:13:ILE:HG22	38:BT:14:GLU:OE2	1.89	0.73
44:BU:98:ILE:N	44:BU:98:ILE:HD12	2.04	0.73
40:BX:76:GLU:OE1	40:BX:77:VAL:HG22	1.88	0.73
26:BA:325:G:N2	41:BY:7:GLN:NE2	2.34	0.73
42:BZ:40:ASP:N	42:BZ:40:ASP:OD1	2.18	0.73
11:AH:44:PHE:O	11:AH:64:LYS:HB3	1.88	0.73
2:AV:37:G:N2	4:AX:116:U:C2	2.56	0.73
26:BA:1279:G:P	43:BR:34:ILE:HD12	2.28	0.73

*Continued on next page...*



*Continued from previous page...*

Atom-1	Atom-2	Interatomic distance (Å)	Clash overlap (Å)
26:BA:2025:C:H2'	26:BA:2026:C:C6	2.23	0.73
26:BA:2330:G:N1	26:BA:2331:G:C4	2.56	0.73
26:BA:2394:C:C5	26:BA:2395:C:C4	2.76	0.73
26:BA:2574:G:C4	26:BA:2575:C:C4	2.68	0.73
26:BA:10:G:C2	26:BA:2629:A:C4	2.76	0.73
26:BA:2816:C:C2'	26:BA:2817:G:O5'	2.35	0.73
26:BA:342:G:H1	26:BA:344:G:N2	1.86	0.73
26:BA:583:G:P	44:BU:10:ARG:HH11	2.10	0.73
26:BA:58:G:H1	26:BA:69:C:N4	1.83	0.73
28:BE:79:ARG:CZ	28:BE:104:PHE:O	2.36	0.73
28:BE:193:PHE:CZ	28:BE:312:ARG:O	2.42	0.73
28:BE:85:ALA:O	28:BE:96:LEU:O	2.07	0.73
29:BF:56:THR:CB	29:BF:57:PRO:CD	2.66	0.73
29:BF:63:SER:H	29:BF:65:ARG:NE	1.82	0.73
30:BG:14:ARG:CA	30:BG:137:PRO:HG3	2.18	0.73
32:BI:141:LEU:HD22	32:BI:142:LYS:H	1.53	0.73
32:BI:51:LYS:O	32:BI:55:GLN:CG	2.30	0.73
32:BI:89:LEU:HD12	32:BI:93:ILE:HG23	1.68	0.73
55:BK:33:VAL:HG22	55:BK:60:VAL:HG11	1.61	0.73
34:BO:17:ARG:HH21	34:BO:47:THR:CA	2.01	0.73
35:BP:76:LEU:CA	35:BP:81:VAL:HG21	2.17	0.73
36:BQ:94:ARG:HG2	36:BQ:107:LYS:H	1.54	0.73
36:BQ:125:TRP:C	36:BQ:126:VAL:HG23	2.05	0.73
36:BQ:47:GLU:OE1	36:BQ:47:GLU:N	2.22	0.73
37:BS:18:THR:C	37:BS:19:ASP:OD1	2.27	0.73
25:BB:116:G:H4'	37:BS:64:SER:OG	1.89	0.73
45:BV:5:ILE:HD12	45:BV:5:ILE:N	2.04	0.73
45:BV:77:GLY:O	45:BV:78:VAL:CG1	2.37	0.73
45:BV:64:GLY:H	45:BV:95:ILE:HG13	1.53	0.73
42:BZ:116:VAL:HG23	42:BZ:169:VAL:HG22	1.64	0.73
42:BZ:91:PRO:N	42:BZ:127:PRO:HB3	2.03	0.73
42:BZ:141:MET:O	42:BZ:142:ASN:CB	2.36	0.73
1:AA:1005:A:H4'	1:AA:1037:C:H1'	1.69	0.73
1:AA:113:G:H21	1:AA:353:A:H2'	1.52	0.73
46:B2:55:ARG:HA	46:B2:58:THR:CB	2.18	0.73
49:B4:31:ILE:HD13	49:B4:31:ILE:N	2.02	0.73
26:BA:1528:A:H61	26:BA:1543:A:H62	1.35	0.73
26:BA:2241:A:C8	26:BA:2241:A:H5'	2.22	0.73
26:BA:2341:G:C6	26:BA:2342:C:N4	2.57	0.73
26:BA:2445:G:C2'	26:BA:2446:G:C5'	2.67	0.73
26:BA:2468:G:N2	26:BA:2481:G:C2'	2.48	0.73

*Continued on next page...*



*Continued from previous page...*

Atom-1	Atom-2	Interatomic distance (Å)	Clash overlap (Å)
26:BA:2532:G:C8	26:BA:2532:G:H5'	2.22	0.73
26:BA:2579:C:C3'	26:BA:2579:C:C6	2.72	0.73
26:BA:2689:U:C4	26:BA:2713:A:N6	2.57	0.73
26:BA:712(A):A:C8	26:BA:2713:A:OP1	2.41	0.73
26:BA:482:A:N3	26:BA:482:A:H2'	2.02	0.73
26:BA:85:G:H5'	41:BY:65:VAL:HG12	1.69	0.73
27:BD:117:SER:HB3	27:BD:128:ALA:O	1.88	0.73
26:BA:1566:A:C2	27:BD:212:HIS:CG	2.77	0.73
29:BF:112:ARG:C	29:BF:114:ALA:N	2.41	0.73
29:BF:92:PRO:O	29:BF:93:LYS:C	2.24	0.73
30:BG:18:ILE:O	30:BG:19:GLU:HB2	1.89	0.73
26:BA:1059:G:N3	55:BK:127:ILE:HG21	2.01	0.73
33:BN:68:GLY:O	33:BN:69:TYR:CD1	2.42	0.73
36:BQ:123:ILE:HG22	36:BQ:125:TRP:HB2	1.69	0.73
36:BQ:67:ALA:O	36:BQ:71:PHE:HE1	1.70	0.73
44:BU:110:VAL:C	44:BU:113:SER:OG	2.26	0.73
44:BU:88:ILE:CG2	45:BV:55:THR:CB	2.66	0.73
45:BV:63:HIS:ND1	45:BV:63:HIS:N	2.35	0.73
45:BV:67:LYS:CG	45:BV:70:TYR:HE1	2.01	0.73
39:BW:23:LEU:HD13	39:BW:35:ILE:CG2	2.19	0.73
39:BW:82:LEU:N	39:BW:82:LEU:HD22	2.03	0.73
41:BY:45:GLY:C	41:BY:62:VAL:CB	2.55	0.73
42:BZ:45:GLN:HE21	42:BZ:45:GLN:N	1.87	0.73
1:AA:1391:U:H2'	1:AA:1392:G:C8	2.23	0.73
16:AM:91:ARG:O	16:AM:96:LEU:N	2.21	0.73
1:AA:1325:C:OP1	24:AU:15:ARG:CD	2.36	0.73
47:B3:9:VAL:HG22	47:B3:54:VAL:CB	2.19	0.73
47:B3:7:LYS:O	47:B3:54:VAL:HB	1.89	0.73
51:B6:19:GLY:HA3	51:B6:42:PRO:CB	2.17	0.73
51:B6:46:LYS:HZ1	51:B6:46:LYS:HA	1.52	0.73
53:B8:26:LYS:NZ	53:B8:44:LYS:N	2.37	0.73
54:B9:23:VAL:O	54:B9:24:LEU:HD23	1.89	0.73
26:BA:2287:A:C2'	26:BA:2288:A:OP2	2.36	0.73
26:BA:2290:G:H21	26:BA:2343:C:H1'	1.52	0.73
26:BA:2410:G:H2'	26:BA:2411:A:H8	1.00	0.73
26:BA:2422:A:C2'	26:BA:2424:C:C5	2.71	0.73
26:BA:2077:A:C4	26:BA:2435:A:N7	2.57	0.73
26:BA:2459:A:N7	26:BA:2460:U:C6	2.55	0.73
26:BA:2528:U:O2'	26:BA:2529:G:H8	1.72	0.73
26:BA:2605:U:O2	26:BA:2606:C:C5	2.40	0.73
26:BA:2821:A:N3	26:BA:2822:G:N9	2.36	0.73

*Continued on next page...*



*Continued from previous page...*

Atom-1	Atom-2	Interatomic distance (Å)	Clash overlap (Å)
25:BB:42:C:C2'	30:BG:47:GLN:HA	2.18	0.73
26:BA:2785:C:C2'	28:BE:100:TRP:CD1	2.61	0.73
28:BE:77:PRO:HB3	28:BE:188:ALA:N	2.02	0.73
30:BG:128:LEU:O	30:BG:129:ASP:CB	2.37	0.73
43:BR:14:SER:N	43:BR:17:ARG:HG2	2.03	0.73
43:BR:24:GLN:CB	43:BR:44:LEU:HD23	2.19	0.73
43:BR:38:VAL:HG22	43:BR:99:LYS:HE3	1.70	0.73
37:BS:117:ALA:HA	37:BS:120:GLU:CD	2.09	0.73
39:BW:70:TYR:O	39:BW:107:LEU:HA	1.88	0.73
40:BX:13:LYS:O	40:BX:14:ALA:C	2.26	0.73
41:BY:33:GLU:CG	41:BY:34:GLU:H	2.02	0.73
41:BY:47:THR:O	41:BY:48:VAL:CG2	2.35	0.73
41:BY:9:LYS:CE	41:BY:13:ARG:CZ	2.67	0.73
42:BZ:123:VAL:HA	42:BZ:161:ALA:HB3	1.69	0.73
42:BZ:26:LYS:CB	42:BZ:84:TYR:OH	2.32	0.73
1:AA:1224:G:C6	1:AA:1362:C:N4	2.52	0.73
1:AA:762:C:H2'	1:AA:763:G:C8	2.24	0.73
48:B0:30:VAL:O	48:B0:30:VAL:HG12	1.86	0.73
48:B0:49:GLN:HE21	48:B0:49:GLN:C	1.93	0.73
54:B9:10:MET:HB2	54:B9:32:HIS:CD2	2.15	0.73
54:B9:7:VAL:CG1	54:B9:25:VAL:CG2	2.66	0.73
26:BA:1609:A:C6	26:BA:1616:A:C2	2.76	0.73
26:BA:1818:U:C4'	27:BD:155:ARG:CG	2.66	0.73
26:BA:2281:C:O2'	26:BA:2282:G:O5'	2.05	0.73
26:BA:2332:U:C4'	26:BA:2336:A:H61	2.02	0.73
26:BA:2601:C:N3	26:BA:2603:G:O6	2.21	0.73
26:BA:2666:C:C2'	26:BA:2667:C:H5'	2.18	0.73
26:BA:2641:G:C6	26:BA:2774:C:N4	2.57	0.73
26:BA:2869:G:N2	26:BA:2870:C:N1	2.29	0.73
26:BA:2880:C:N3	26:BA:2881:C:C5	2.56	0.73
26:BA:2788:C:H2'	26:BA:2892:A:H2	1.54	0.73
26:BA:58:G:H2'	26:BA:73:A:C6	2.24	0.73
26:BA:764:A:OP1	27:BD:212:HIS:NE2	2.22	0.73
28:BE:39:GLN:HB2	28:BE:174:LEU:HG	1.70	0.73
28:BE:198:TYR:CE2	28:BE:265:ASN:O	2.40	0.73
28:BE:86:TYR:O	28:BE:87:GLU:O	2.07	0.73
25:BB:18:G:O5'	30:BG:149:ARG:HD3	1.89	0.73
31:BH:14:VAL:HG12	31:BH:16:VAL:HG23	1.70	0.73
55:BK:38:PHE:CZ	55:BK:66:PHE:N	2.57	0.73
33:BN:56:LYS:O	33:BN:59:LYS:CB	2.27	0.73
33:BN:83:ILE:CG1	33:BN:84:ARG:N	1.94	0.73

*Continued on next page...*



*Continued from previous page...*

Atom-1	Atom-2	Interatomic distance (Å)	Clash overlap (Å)
44:BU:51:ARG:O	44:BU:52:ASN:O	2.07	0.73
45:BV:60:VAL:O	45:BV:98:ILE:CA	2.37	0.73
40:BX:47:VAL:HG12	40:BX:69:SER:HG	1.52	0.73
41:BY:63:ILE:CG1	41:BY:75:GLU:N	2.51	0.73
1:AA:946:A:N3	1:AA:1333:A:H2	1.85	0.73
1:AA:1400:C:N3	2:AV:34:G:C2	2.57	0.73
1:AA:405:U:C3'	1:AA:406:G:P	2.75	0.73
20:AQ:44:ALA:HB2	20:AQ:59:ILE:HD11	1.70	0.73
2:AV:37:G:N2	4:AX:116:U:N3	2.36	0.73
46:B2:63:GLU:OE2	46:B2:63:GLU:C	2.28	0.73
49:B4:41:PRO:HG2	49:B4:57:ASP:OD2	1.87	0.73
26:BA:1238:G:C2	26:BA:1239:G:H1'	2.24	0.73
26:BA:1300:U:H3'	26:BA:1635:G:OP1	1.88	0.73
26:BA:1906:G:C4	26:BA:1929:G:C6	2.77	0.73
26:BA:2330:G:N2	26:BA:2331:G:N3	2.37	0.73
26:BA:2444:G:C6	26:BA:2445:G:C6	2.77	0.73
26:BA:2516:G:O2'	26:BA:2517:C:O5'	2.06	0.73
26:BA:2520:C:C2	26:BA:2521:C:C6	2.77	0.73
26:BA:2743:C:C2	26:BA:2762:G:C2	2.77	0.73
26:BA:2767:C:H2'	26:BA:2768:C:O5'	1.89	0.73
26:BA:2807:G:O6	26:BA:2892:A:N7	2.22	0.73
25:BB:18:G:OP1	30:BG:149:ARG:CA	2.36	0.73
25:BB:59:A:O3'	25:BB:60:C:C5'	2.36	0.73
27:BD:116:MET:HG2	27:BD:117:SER:N	2.02	0.73
28:BE:224:GLY:O	28:BE:225:LYS:HB2	1.89	0.73
28:BE:200:ASP:H	28:BE:312:ARG:H	1.37	0.73
28:BE:70:VAL:HG13	28:BE:296:VAL:HB	1.70	0.73
29:BF:193:LEU:HD11	29:BF:231:ARG:HB3	1.71	0.73
29:BF:196:THR:HG22	29:BF:197:SER:H	1.52	0.73
29:BF:6:TYR:HE1	29:BF:139:VAL:HB	1.50	0.73
30:BG:93:LEU:HD13	30:BG:94:ALA:N	1.96	0.73
31:BH:20:GLY:O	31:BH:21:ASN:HB3	1.88	0.73
31:BH:64:HIS:C	31:BH:66:THR:N	2.33	0.73
33:BN:83:ILE:CD1	33:BN:84:ARG:HG2	2.19	0.73
34:BO:42:THR:HG22	34:BO:57:VAL:HA	1.71	0.73
34:BO:99:PHE:CE2	38:BT:24:LYS:NZ	2.56	0.73
36:BQ:149:ILE:HD12	36:BQ:149:ILE:N	2.03	0.73
26:BA:910:A:C2'	36:BQ:17:ARG:NH2	2.51	0.73
37:BS:48:VAL:HA	37:BS:55:ASP:OD1	1.89	0.73
26:BA:994:C:O2	44:BU:53:LYS:CB	2.37	0.73
44:BU:5:LYS:O	44:BU:6:THR:C	2.28	0.73

*Continued on next page...*



*Continued from previous page...*

Atom-1	Atom-2	Interatomic distance (Å)	Clash overlap (Å)
39:BW:6:ILE:O	39:BW:7:ALA:HB2	1.88	0.73
40:BX:44:GLN:CD	40:BX:45:TYR:N	2.41	0.73
41:BY:87:VAL:CG1	41:BY:88:PRO:CD	2.60	0.73
42:BZ:69:VAL:C	42:BZ:70:GLN:NE2	2.42	0.73
42:BZ:75:LYS:O	42:BZ:76:ARG:HB2	1.89	0.73
1:AA:1259:C:O2'	1:AA:1284:C:O4'	2.05	0.72
6:AC:150:LYS:HB2	6:AC:173:VAL:HG21	1.70	0.72
16:AM:91:ARG:CD	16:AM:96:LEU:HD12	2.18	0.72
3:AW:37:YYG:H191	10:AG:79:ARG:CA	2.18	0.72
48:B0:49:GLN:HE22	48:B0:73:GLY:HA3	1.04	0.72
52:B7:8:ASN:HD22	52:B7:8:ASN:N	1.85	0.72
26:BA:1364:G:P	49:B4:2:GLN:O	2.47	0.72
26:BA:2056:G:H22	50:B5:4:HIS:C	1.92	0.72
26:BA:2207:C:C2	26:BA:2218:G:C2	2.77	0.72
26:BA:2287:A:O2'	26:BA:2288:A:C5'	2.36	0.72
26:BA:2330:G:H2'	26:BA:2331:G:C5'	2.18	0.72
26:BA:2320:A:C2	26:BA:2333:A:C6	2.77	0.72
26:BA:2359:C:C4	26:BA:2360:A:N1	2.57	0.72
26:BA:2066:C:O2	26:BA:2445:G:C2	2.42	0.72
26:BA:2447:G:C5	26:BA:2500:U:C6	2.74	0.72
26:BA:2251:G:OP2	26:BA:2496:C:OP2	2.07	0.72
26:BA:2497:A:H2'	26:BA:2498:C:OP2	1.88	0.72
26:BA:2564:A:C6	26:BA:2647:U:H4'	2.23	0.72
26:BA:2684:U:C2	26:BA:2725:A:N1	2.57	0.72
26:BA:2870:C:C2	26:BA:2871:C:C6	2.77	0.72
26:BA:931:G:P	47:B3:27:GLY:HA3	2.29	0.72
26:BA:996:A:H5'	44:BU:93:LYS:HG3	1.71	0.72
27:BD:139:LEU:C	27:BD:139:LEU:HD12	2.10	0.72
27:BD:200:THR:OG1	27:BD:201:ASP:OD2	2.07	0.72
28:BE:205:THR:O	28:BE:206:LYS:HG2	1.86	0.72
28:BE:212:GLY:C	28:BE:214:VAL:H	1.92	0.72
28:BE:204:VAL:H	28:BE:303:PRO:HG3	1.54	0.72
29:BF:215:ALA:HB2	29:BF:238:SER:O	1.87	0.72
31:BH:30:GLY:O	31:BH:78:VAL:HG13	1.89	0.72
32:BI:115:ILE:CG1	32:BI:131:VAL:CG1	2.55	0.72
32:BI:98:ILE:CG2	32:BI:99:ALA:H	1.98	0.72
33:BN:82:THR:OG1	33:BN:83:ILE:HG23	1.89	0.72
33:BN:94:GLY:O	33:BN:97:ALA:CB	2.35	0.72
36:BQ:23:ILE:H	36:BQ:24:PRO:CD	1.92	0.72
36:BQ:47:GLU:HA	36:BQ:124:ALA:H	1.53	0.72
43:BR:72:ASP:C	43:BR:72:ASP:OD2	2.28	0.72

*Continued on next page...*



*Continued from previous page...*

Atom-1	Atom-2	Interatomic distance (Å)	Clash overlap (Å)
25:BB:48:A:OP1	37:BS:110:THR:HB	1.89	0.72
37:BS:82:TYR:O	37:BS:86:LEU:CD1	2.37	0.72
37:BS:92:ALA:O	37:BS:95:ALA:N	2.22	0.72
26:BA:581:C:H5''	44:BU:32:TYR:HB2	1.70	0.72
39:BW:29:LEU:HG	39:BW:30:GLU:H	1.54	0.72
40:BX:28:VAL:CG2	40:BX:62:LYS:O	2.37	0.72
42:BZ:113:VAL:CG1	42:BZ:114:ASP:H	1.88	0.72
42:BZ:125:PRO:O	42:BZ:127:PRO:HD3	1.88	0.72
42:BZ:3:LEU:HB3	42:BZ:34:LEU:CA	2.06	0.72
42:BZ:43:PHE:HD2	42:BZ:43:PHE:H	1.36	0.72
1:AA:1250:A:N3	1:AA:1370:G:O2'	2.21	0.72
1:AA:279:A:C2	20:AQ:98:LEU:HD13	2.23	0.72
1:AA:708:C:H4'	14:AK:37:GLY:HA3	1.70	0.72
1:AA:815:A:C2	1:AA:1528:U:H1'	2.24	0.72
2:AV:32:C:OP2	12:AI:128:ARG:O	2.07	0.72
26:BA:856:C:C5'	48:B0:25:LYS:HZ2	2.00	0.72
46:B2:3:LEU:O	46:B2:4:HIS:CB	2.36	0.72
49:B4:41:PRO:CG	49:B4:57:ASP:CB	2.67	0.72
49:B4:5:LEU:CA	49:B4:56:VAL:HG13	2.20	0.72
26:BA:2497:A:O2'	26:BA:2498:C:P	2.47	0.72
26:BA:2570:G:C4	26:BA:2571:C:H5	2.02	0.72
26:BA:1939:U:C1'	26:BA:2592:G:H4'	2.19	0.72
26:BA:2615:U:H2'	26:BA:2616:C:O5'	1.87	0.72
26:BA:2633:G:C4	26:BA:2634:G:N7	2.57	0.72
26:BA:2801:A:H2	26:BA:2895:U:C2'	2.02	0.72
26:BA:481:G:OP2	41:BY:81:LYS:CG	2.37	0.72
26:BA:76:C:H4'	46:B2:55:ARG:CD	2.18	0.72
27:BD:170:TYR:HB2	27:BD:182:MET:SD	2.29	0.72
26:BA:764:A:OP1	27:BD:212:HIS:CD2	2.41	0.72
28:BE:173:ARG:HB2	28:BE:174:LEU:HD12	1.71	0.72
28:BE:201:VAL:H	28:BE:266:LYS:NZ	1.86	0.72
32:BI:141:LEU:HD13	32:BI:142:LYS:C	2.09	0.72
34:BO:63:VAL:CG1	34:BO:102:VAL:CG2	2.67	0.72
36:BQ:47:GLU:OE2	36:BQ:151:SER:CA	2.37	0.72
37:BS:34:LEU:CD1	37:BS:103:ASP:N	2.51	0.72
37:BS:64:SER:O	37:BS:67:ALA:N	2.21	0.72
45:BV:36:LYS:HA	45:BV:60:VAL:HG22	1.71	0.72
42:BZ:125:PRO:HG3	42:BZ:130:ILE:HG22	1.71	0.72
1:AA:409:G:C5'	7:AD:25:ARG:HB3	2.15	0.72
7:AD:11:LEU:C	7:AD:13:ARG:H	1.93	0.72
9:AF:94:GLN:HB3	21:AR:32:ARG:HH11	1.54	0.72

*Continued on next page...*



*Continued from previous page...*

Atom-1	Atom-2	Interatomic distance (Å)	Clash overlap (Å)
10:AG:74:GLU:HG2	10:AG:75:VAL:H	1.52	0.72
19:AP:13:HIS:O	19:AP:15:PRO:HD3	1.88	0.72
48:B0:49:GLN:NE2	48:B0:73:GLY:O	2.04	0.72
47:B3:22:ALA:O	47:B3:26:LEU:CG	2.36	0.72
47:B3:26:LEU:CD2	47:B3:46:ASN:HD22	2.02	0.72
49:B4:10:VAL:N	49:B4:11:PRO:HD3	1.96	0.72
26:BA:1082:U:C4'	55:BK:118:ALA:CB	2.66	0.72
26:BA:2250:G:H3'	26:BA:2250:G:H8	1.53	0.72
26:BA:2359:C:C5	26:BA:2360:A:C2	2.78	0.72
26:BA:2422:A:N3	26:BA:2424:C:C6	2.55	0.72
26:BA:2450:A:H5''	26:BA:2497:A:C6	2.18	0.72
26:BA:2575:C:C2'	26:BA:2575:C:O2	2.37	0.72
26:BA:2619:C:O2'	26:BA:2620:C:C5'	2.37	0.72
26:BA:2653:U:P	26:BA:2654:A:H3'	2.29	0.72
26:BA:2700:C:C2'	26:BA:2701:C:C4'	2.60	0.72
26:BA:2716:U:C2'	26:BA:2717:G:H5''	2.20	0.72
26:BA:2785:C:C6	26:BA:2786:U:C4	2.78	0.72
26:BA:2819:G:C4	26:BA:2821:A:N7	2.57	0.72
26:BA:929:G:O2'	47:B3:43:ILE:HG12	1.89	0.72
25:BB:24:G:O6	25:BB:56:G:H2'	1.89	0.72
28:BE:42:ALA:H	28:BE:189:MET:CE	2.00	0.72
29:BF:153:VAL:HG13	29:BF:157:LEU:HD22	1.71	0.72
29:BF:223:LEU:HA	29:BF:231:ARG:HD2	1.70	0.72
31:BH:82:TYR:CZ	31:BH:137:LYS:CB	2.72	0.72
32:BI:6:LEU:HB3	32:BI:35:LEU:O	1.90	0.72
35:BP:94:ARG:CZ	35:BP:120:LEU:HB2	1.93	0.72
36:BQ:46:VAL:O	36:BQ:124:ALA:O	2.08	0.72
36:BQ:91:HIS:O	36:BQ:92:VAL:CG1	2.37	0.72
39:BW:24:ILE:HB	39:BW:32:ALA:HB1	1.72	0.72
40:BX:9:HIS:H	40:BX:26:PHE:HA	1.53	0.72
42:BZ:150:GLY:H	42:BZ:165:GLU:H	1.36	0.72
1:AA:263:A:OP1	23:AT:75:ASN:HB2	1.89	0.72
1:AA:977:A:C2	1:AA:1223:C:H5	2.07	0.72
1:AA:426:G:H1'	7:AD:42:GLN:HG3	1.71	0.72
10:AG:77:SER:HB3	10:AG:84:ASN:HB3	1.71	0.72
3:AW:72:C:HO2'	3:AW:73:A:C4'	1.92	0.72
46:B2:26:GLU:O	46:B2:27:LEU:C	2.27	0.72
26:BA:2284:C:OP2	51:B6:9:ILE:HG13	1.90	0.72
52:B7:24:THR:CG2	52:B7:27:GLY:HA3	2.18	0.72
53:B8:14:ILE:CG2	53:B8:15:LYS:N	2.52	0.72
53:B8:5:LYS:HB3	53:B8:60:LEU:HA	1.70	0.72

*Continued on next page...*



*Continued from previous page...*

Atom-1	Atom-2	Interatomic distance (Å)	Clash overlap (Å)
54:B9:19:ARG:O	54:B9:22:ARG:CB	2.32	0.72
26:BA:1453:A:N6	43:BR:77:ARG:HD3	2.04	0.72
26:BA:1492:G:C1'	27:BD:97:ASP:OD1	2.37	0.72
26:BA:2068:U:O2	26:BA:2430:A:N1	2.22	0.72
26:BA:2298:A:C1'	26:BA:2321:G:N2	2.52	0.72
26:BA:2623:G:N2	26:BA:2624:G:H1'	2.00	0.72
26:BA:2762:G:N7	26:BA:2763:G:C6	2.58	0.72
26:BA:2815:C:O2	26:BA:2816:C:C5	2.42	0.72
28:BE:228:ARG:O	28:BE:231:TRP:N	2.22	0.72
28:BE:45:LYS:HD2	28:BE:303:PRO:O	1.90	0.72
29:BF:163:HIS:HA	29:BF:166:ILE:CD1	2.15	0.72
29:BF:168:ARG:CZ	29:BF:209:GLY:HA3	2.15	0.72
29:BF:36:ARG:O	29:BF:39:GLN:CD	2.26	0.72
36:BQ:140:TYR:O	36:BQ:142:LYS:N	2.22	0.72
43:BR:28:LEU:O	43:BR:30:THR:N	2.21	0.72
37:BS:121:GLY:O	37:BS:125:ALA:N	2.20	0.72
37:BS:27:LEU:HB2	37:BS:33:ARG:HH22	0.92	0.72
37:BS:85:GLY:O	37:BS:86:LEU:C	2.26	0.72
26:BA:994:C:N3	44:BU:53:LYS:CD	2.35	0.72
45:BV:62:GLU:CB	45:BV:96:LEU:HD21	2.19	0.72
39:BW:14:PRO:O	39:BW:17:VAL:HB	1.89	0.72
5:AB:170:GLU:HG3	5:AB:173:ALA:HB3	1.70	0.72
20:AQ:67:LYS:O	20:AQ:68:ARG:HB2	1.90	0.72
26:BA:2354:G:O5'	48:B0:31:VAL:HG21	1.89	0.72
48:B0:48:GLY:CA	48:B0:55:ARG:HA	2.18	0.72
48:B0:46:LYS:HG3	48:B0:58:THR:HG23	0.76	0.72
50:B5:45:ILE:N	50:B5:52:TYR:CZ	2.57	0.72
53:B8:37:SER:OG	53:B8:38:GLY:N	2.21	0.72
26:BA:592:G:N2	53:B8:3:LYS:NZ	2.38	0.72
26:BA:2320:A:C2	26:BA:2333:A:C5	2.75	0.72
26:BA:2428:G:H5''	26:BA:2429:G:P	2.29	0.72
26:BA:2066:C:N3	26:BA:2445:G:C2	2.58	0.72
26:BA:2551:C:H2'	26:BA:2552:U:H6	1.53	0.72
26:BA:2546:U:C5'	26:BA:2565:A:N1	2.49	0.72
26:BA:2508:G:C2	26:BA:2582:G:O6	2.41	0.72
26:BA:2656:U:C4	26:BA:2665:A:N6	2.57	0.72
26:BA:2668:G:H21	26:BA:2669:G:H1'	1.54	0.72
26:BA:2866:U:H5''	26:BA:2867:G:OP1	1.90	0.72
26:BA:2712:U:O2'	26:BA:712(A):A:OP1	2.06	0.72
26:BA:75:G:C3'	46:B2:51:LYS:NZ	2.48	0.72
28:BE:70:VAL:HG11	28:BE:295:LEU:HD22	1.71	0.72

*Continued on next page...*



*Continued from previous page...*

Atom-1	Atom-2	Interatomic distance (Å)	Clash overlap (Å)
29:BF:243:VAL:C	29:BF:246:ARG:H	1.92	0.72
31:BH:102:LEU:CD2	31:BH:114:ILE:HB	2.18	0.72
32:BI:103:GLN:CD	32:BI:109:LYS:HA	2.08	0.72
55:BK:11:LEU:HD12	55:BK:58:ILE:HD12	1.71	0.72
55:BK:105:ILE:CG2	55:BK:128:ILE:CG2	2.63	0.72
26:BA:1138:G:OP1	33:BN:82:THR:HG22	1.90	0.72
35:BP:67:ARG:NH1	35:BP:109:LEU:HD12	2.05	0.72
36:BQ:135:ALA:O	36:BQ:136:TRP:C	2.28	0.72
43:BR:27:SER:O	43:BR:30:THR:HB	1.90	0.72
37:BS:46:GLN:O	37:BS:47:LEU:CG	2.37	0.72
45:BV:42:GLY:C	45:BV:54:TYR:OH	2.26	0.72
45:BV:74:TYR:HE1	45:BV:87:ARG:O	1.73	0.72
39:BW:24:ILE:HG22	39:BW:35:ILE:HD12	1.71	0.72
39:BW:27:LYS:HB3	39:BW:31:GLU:OE2	1.89	0.72
39:BW:82:LEU:O	39:BW:84:ARG:CD	2.27	0.72
40:BX:6:LYS:HD2	40:BX:27:ALA:HB1	1.70	0.72
1:AA:1261:A:H5'	1:AA:1284:C:OP1	1.89	0.72
1:AA:1222:G:P	1:AA:1321:C:O2	2.48	0.72
1:AA:1341:U:H5'	2:AV:32:C:P	2.29	0.72
9:AF:89:MET:HG2	21:AR:76:LEU:HD21	1.71	0.72
1:AA:926:G:N2	4:AX:116:U:P	2.62	0.72
48:B0:45:PHE:HZ	48:B0:78:PHE:HD2	1.33	0.72
49:B4:6:HIS:CB	49:B4:56:VAL:HG23	2.19	0.72
49:B4:68:ARG:HD3	49:B4:72:LYS:CG	2.17	0.72
52:B7:36:ALA:O	52:B7:37:LYS:C	2.28	0.72
26:BA:1031:G:O2'	54:B9:8:LYS:NZ	2.21	0.72
26:BA:146:G:C2	26:BA:147:U:H1'	2.24	0.72
26:BA:2021:C:C6	44:BU:25:TRP:CH2	2.78	0.72
26:BA:2197:U:H2'	26:BA:2224:G:H1	1.55	0.72
26:BA:2286:A:C5'	26:BA:2287:A:O4'	2.37	0.72
26:BA:2356:C:H2'	26:BA:2357:U:H5'	1.72	0.72
26:BA:2487:G:C2'	26:BA:2488:A:O5'	2.36	0.72
26:BA:2533:A:H2'	26:BA:2534:A:C8	2.24	0.72
26:BA:2585:U:O2'	26:BA:2586:C:OP2	2.06	0.72
26:BA:2701:C:H3'	26:BA:2702:U:H5'	1.72	0.72
26:BA:2886:G:H21	26:BA:2887:U:H1'	1.54	0.72
26:BA:84:A:C6	26:BA:99:U:H1'	2.23	0.72
27:BD:181:ARG:CB	27:BD:181:ARG:CZ	2.66	0.72
28:BE:206:LYS:O	28:BE:257:GLY:HA3	1.90	0.72
28:BE:269:ILE:CD1	28:BE:295:LEU:C	2.57	0.72
29:BF:5:ILE:CA	29:BF:139:VAL:HG11	2.20	0.72

*Continued on next page...*



*Continued from previous page...*

Atom-1	Atom-2	Interatomic distance (Å)	Clash overlap (Å)
31:BH:106:VAL:O	31:BH:106:VAL:HG12	1.87	0.72
31:BH:53:ARG:HD2	31:BH:56:ASP:HA	1.70	0.72
31:BH:83:GLU:OE1	31:BH:85:ALA:N	2.23	0.72
33:BN:46:ILE:CD1	33:BN:132:LEU:CD1	2.68	0.72
34:BO:11:ALA:HB1	34:BO:99:PHE:CB	2.18	0.72
36:BQ:142:LYS:HE3	36:BQ:142:LYS:CA	2.19	0.72
43:BR:36:THR:CG2	43:BR:40:LYS:HD2	2.10	0.72
44:BU:85:ARG:CZ	44:BU:116:ALA:O	2.36	0.72
39:BW:12:ILE:CG2	39:BW:13:SER:N	2.52	0.72
39:BW:30:GLU:HA	39:BW:33:ARG:HD3	0.77	0.72
41:BY:35:TYR:OH	41:BY:113:GLU:CG	2.31	0.72
1:AA:1269:A:H2	1:AA:1326:C:O2	1.72	0.72
1:AA:976:G:N1	1:AA:361(A):C:C6	2.58	0.72
8:AE:152:ARG:HH11	11:AH:43:GLY:HA3	1.54	0.72
3:AW:65:G:H2'	3:AW:66:A:O4'	1.89	0.72
51:B6:29:ARG:O	51:B6:30:ASN:C	2.28	0.72
53:B8:30:ARG:CD	53:B8:44:LYS:HD2	2.19	0.72
26:BA:1030:G:O3'	26:BA:1031:G:P	2.47	0.72
26:BA:2256:G:C2'	26:BA:2257:U:H5'	2.20	0.72
26:BA:825:C:C4'	26:BA:2428:G:C6	2.72	0.72
26:BA:2468:G:O6	26:BA:2481:G:C5	2.42	0.72
26:BA:2548:G:H8	26:BA:2548:G:H3'	1.55	0.72
26:BA:2589:A:N1	26:BA:2606:C:N4	2.38	0.72
26:BA:2618:G:C5	26:BA:2619:C:C5	2.61	0.72
26:BA:2659:G:H1'	26:BA:2663:G:H1	1.53	0.72
26:BA:2678:C:C2'	26:BA:2679:A:O5'	2.35	0.72
26:BA:2717:G:C2	26:BA:2718:G:C4	2.76	0.72
28:BE:101:THR:O	28:BE:103:GLU:CG	2.37	0.72
28:BE:44:TYR:HD1	28:BE:309:PRO:HD2	1.55	0.72
26:BA:449:A:OP1	29:BF:85:LYS:N	2.22	0.72
30:BG:97:GLN:CD	30:BG:106:PHE:HD2	1.92	0.72
31:BH:41:THR:HG22	31:BH:52:THR:CG2	2.18	0.72
31:BH:75:VAL:HG12	31:BH:76:GLU:N	2.05	0.72
34:BO:31:ARG:HB2	34:BO:32:TYR:CD1	2.24	0.72
34:BO:79:PHE:CG	38:BT:22:VAL:HG21	2.25	0.72
35:BP:81:VAL:CG1	35:BP:81:VAL:O	2.36	0.72
26:BA:910:A:H62	36:BQ:12:PRO:CA	2.02	0.72
43:BR:105:ARG:NE	43:BR:105:ARG:N	2.38	0.72
43:BR:58:GLY:HA2	43:BR:80:PHE:HE2	0.93	0.72
44:BU:40:LEU:N	44:BU:40:LEU:HD23	2.04	0.72
42:BZ:105:GLN:HB2	42:BZ:141:MET:CG	2.18	0.72

*Continued on next page...*



*Continued from previous page...*

Atom-1	Atom-2	Interatomic distance (Å)	Clash overlap (Å)
42:BZ:18:MET:HA	42:BZ:36:ARG:H	1.55	0.72
42:BZ:5:ALA:HB3	42:BZ:33:ALA:CA	2.15	0.72
46:B2:51:LYS:HA	46:B2:54:ALA:HB2	1.72	0.72
49:B4:68:ARG:CB	49:B4:72:LYS:HG2	2.20	0.72
26:BA:1059:G:H5''	55:BK:115:ASP:O	1.88	0.72
26:BA:1608:A:H2'	26:BA:1611:C:N4	2.05	0.72
26:BA:1646:C:C3'	26:BA:1647:G:C5'	2.67	0.72
26:BA:2028:U:H2'	26:BA:2029:G:C8	2.25	0.72
26:BA:2468:G:C6	26:BA:2481:G:C5	2.78	0.72
26:BA:2536:G:C6	26:BA:2537:U:C4	2.78	0.72
26:BA:2734:A:N7	26:BA:2735:G:C5	2.58	0.72
26:BA:2766:G:N3	26:BA:2766:G:H2'	2.05	0.72
26:BA:2810:A:C8	26:BA:2811:G:C8	2.78	0.72
26:BA:910:A:N6	36:BQ:12:PRO:C	2.43	0.72
27:BD:89:ASN:C	27:BD:105:ALA:CB	2.54	0.72
27:BD:127:ASN:C	27:BD:190:THR:HB	2.09	0.72
28:BE:77:PRO:CB	28:BE:187:HIS:N	2.36	0.72
29:BF:96:LYS:H	29:BF:98:ARG:CZ	2.01	0.72
31:BH:145:ALA:C	31:BH:147:ILE:H	1.93	0.72
31:BH:58:LYS:HA	31:BH:61:ARG:HD2	1.70	0.72
35:BP:128:GLY:CA	35:BP:132:LYS:HZ3	1.81	0.72
35:BP:55:GLN:OE1	35:BP:55:GLN:CA	2.38	0.72
36:BQ:56:ILE:H	36:BQ:56:ILE:HD13	0.63	0.72
43:BR:99:LYS:HB3	50:B5:44:HIS:NE2	2.05	0.72
37:BS:40:ASN:HA	37:BS:114:LYS:HZ3	1.55	0.72
44:BU:115:ASN:C	44:BU:117:ARG:N	2.43	0.72
44:BU:95:LEU:HD23	44:BU:95:LEU:N	2.05	0.72
40:BX:16:ASN:HB2	40:BX:20:PHE:CE2	2.25	0.72
1:AA:652:U:H1'	1:AA:653:A:C2	2.20	0.72
1:AA:1400:C:C6	2:AV:34:G:C6	2.78	0.72
3:AW:37:YYG:H31	3:AW:37:YYG:C2'	2.20	0.72
48:B0:61:ALA:HB3	48:B0:81:ILE:HD13	1.71	0.72
46:B2:43:PRO:HB2	46:B2:46:ILE:H	1.53	0.72
47:B3:44:ARG:O	47:B3:45:GLY:O	2.07	0.72
49:B4:5:LEU:HD12	49:B4:60:ASN:HD22	1.55	0.72
51:B6:32:GLN:HB3	51:B6:35:LEU:CB	2.20	0.72
26:BA:1034:G:OP2	54:B9:18:ARG:NH2	2.21	0.72
26:BA:1996:C:H6	26:BA:1996:C:H5''	1.53	0.72
26:BA:2235:G:C4	26:BA:2236:C:C6	2.78	0.72
26:BA:2259:G:N1	26:BA:2282:G:C6	2.58	0.72
26:BA:2378:A:H2'	26:BA:2379:G:O5'	1.89	0.72

*Continued on next page...*



*Continued from previous page...*

Atom-1	Atom-2	Interatomic distance (Å)	Clash overlap (Å)
26:BA:2478:A:N7	26:BA:2479:G:C8	2.58	0.72
26:BA:2550:G:H2'	26:BA:2551:C:H6	1.51	0.72
26:BA:2623:G:H4'	26:BA:2826:A:H1'	1.72	0.72
26:BA:2649:U:C2'	26:BA:2650:U:O5'	2.38	0.72
26:BA:2655:G:N3	26:BA:2655:G:H3'	2.05	0.72
26:BA:2741:A:C2	26:BA:2742:C:H1'	2.25	0.72
26:BA:2810:A:N7	26:BA:2811:G:C8	2.57	0.72
26:BA:2840:C:H5''	43:BR:53:HIS:CD2	2.24	0.72
26:BA:2854:G:N2	26:BA:2864:G:C5	2.58	0.72
28:BE:79:ARG:CA	28:BE:186:GLU:HA	2.17	0.72
29:BF:155:SER:N	29:BF:157:LEU:HG	2.05	0.72
30:BG:19:GLU:HB3	30:BG:135:VAL:HG22	1.09	0.72
55:BK:101:THR:O	55:BK:105:ILE:CD1	2.38	0.72
55:BK:79:LEU:HD11	55:BK:132:ALA:HB2	1.71	0.72
35:BP:106:VAL:HG21	35:BP:122:ALA:CB	2.20	0.72
36:BQ:65:ARG:NH2	36:BQ:122:PHE:HE2	1.84	0.72
37:BS:100:ALA:HB3	37:BS:127:LEU:HD21	1.71	0.72
34:BO:101:PRO:HD3	38:BT:26:GLY:HA2	1.71	0.72
38:BT:5:GLU:OE1	38:BT:56:ARG:NH2	2.23	0.72
44:BU:57:PHE:C	44:BU:59:ARG:N	2.41	0.72
39:BW:5:ALA:CB	39:BW:54:ALA:HB2	2.19	0.72
41:BY:40:VAL:HG12	41:BY:41:ARG:HG2	1.71	0.72
41:BY:49:GLU:HG3	41:BY:59:GLU:HA	1.71	0.72
42:BZ:51:LEU:HD21	42:BZ:63:PRO:CB	2.20	0.72
7:AD:98:GLU:O	7:AD:99:SER:C	2.25	0.72
1:AA:587:G:OP1	11:AH:92:ARG:NH2	2.23	0.72
1:AA:1368:G:C8	12:AI:112:LYS:HD2	2.25	0.72
46:B2:30:ALA:HA	46:B2:34:GLN:CG	2.18	0.72
49:B4:20:VAL:O	49:B4:21:VAL:O	2.07	0.72
26:BA:1262:A:C2	50:B5:10:LYS:HE2	2.24	0.72
26:BA:1472:A:H2'	26:BA:1473:G:H8	1.54	0.72
26:BA:2283:C:C6	26:BA:2389:G:N3	2.57	0.72
26:BA:2397:G:O6	26:BA:2420:C:N3	2.23	0.72
26:BA:2606:C:O2	26:BA:2607:G:C8	2.43	0.72
26:BA:2522:U:O2'	26:BA:2647:U:OP1	2.08	0.72
26:BA:2652:C:H5	26:BA:2653:U:O4	1.73	0.72
26:BA:2788:C:H2'	26:BA:2892:A:C2	2.24	0.72
26:BA:489:G:H3'	26:BA:491:G:P	2.29	0.72
26:BA:687:C:O4'	52:B7:4:THR:HG21	1.90	0.72
26:BA:748:G:C8	26:BA:750:A:OP2	2.42	0.72
26:BA:95:G:H1'	46:B2:42:ASN:HB3	1.72	0.72

*Continued on next page...*



*Continued from previous page...*

Atom-1	Atom-2	Interatomic distance (Å)	Clash overlap (Å)
26:BA:987:G:OP1	47:B3:10:LYS:CE	2.37	0.72
28:BE:177:ALA:O	28:BE:178:LEU:C	2.28	0.72
28:BE:295:LEU:CD2	28:BE:296:VAL:H	2.03	0.72
30:BG:44:ILE:C	30:BG:83:PHE:CZ	2.63	0.72
31:BH:66:THR:CG2	31:BH:67:THR:N	2.53	0.72
32:BI:21:VAL:O	32:BI:22:ALA:HB3	1.89	0.72
55:BK:95:LYS:O	55:BK:97:VAL:HG22	1.90	0.72
33:BN:48:GLY:O	33:BN:53:ILE:CD1	2.37	0.72
34:BO:66:LYS:HZ1	34:BO:67:ARG:CZ	2.02	0.72
34:BO:95:GLY:C	34:BO:97:ARG:H	1.92	0.72
35:BP:68:GLU:O	35:BP:71:GLU:HG2	1.89	0.72
36:BQ:151:SER:HB3	36:BQ:155:GLY:C	2.10	0.72
36:BQ:58:HIS:CA	36:BQ:61:LEU:CG	2.68	0.72
37:BS:34:LEU:HD21	37:BS:102:LEU:CA	2.15	0.72
44:BU:14:HIS:NE2	44:BU:36:PHE:CE2	2.58	0.72
44:BU:35:ALA:O	44:BU:38:THR:OG1	2.07	0.72
45:BV:83:ARG:O	45:BV:84:THR:HG23	1.90	0.72
41:BY:45:GLY:C	41:BY:62:VAL:HB	2.10	0.72
41:BY:73:HIS:N	41:BY:91:LEU:HD12	2.04	0.72
42:BZ:149:ALA:CA	42:BZ:152:ILE:HD11	2.20	0.72
42:BZ:13:LYS:C	42:BZ:36:ARG:HH21	1.89	0.72
42:BZ:63:PRO:O	42:BZ:64:ALA:CB	2.37	0.72
26:BA:923:C:C2	48:B0:26:PHE:CE2	2.75	0.71
48:B0:68:VAL:O	48:B0:68:VAL:HG12	1.90	0.71
49:B4:48:ARG:HG2	49:B4:49:PHE:CD1	2.24	0.71
51:B6:16:ALA:CB	51:B6:50:PHE:CE2	2.73	0.71
26:BA:142(A):A:P	26:BA:1143:A:H8	2.12	0.71
26:BA:1448:G:H5''	26:BA:1543:A:H61	1.54	0.71
26:BA:1646:C:H3'	26:BA:1647:G:H5'	1.68	0.71
26:BA:2404:C:N4	26:BA:2405:G:C5	2.57	0.71
26:BA:2511:U:C5	26:BA:2512:C:C5	2.77	0.71
26:BA:2540:C:C2'	26:BA:2541:A:O5'	2.37	0.71
26:BA:2676:C:C3'	26:BA:2676:C:C6	2.73	0.71
26:BA:2717:G:O2'	26:BA:2718:G:C5'	2.38	0.71
26:BA:2866:U:H4'	26:BA:2867:G:O5'	1.89	0.71
26:BA:350:U:O2	26:BA:350:U:H2'	1.90	0.71
26:BA:613:U:O5'	26:BA:615:G:H8	1.73	0.71
26:BA:72:U:H5'	40:BX:2:TRP:CZ3	2.25	0.71
27:BD:175:LEU:HD12	27:BD:179:GLU:HB3	1.70	0.71
26:BA:1791:A:P	27:BD:210:LYS:HD3	2.30	0.71
29:BF:102:LEU:H	29:BF:107:ARG:HH21	0.75	0.71

*Continued on next page...*



*Continued from previous page...*

Atom-1	Atom-2	Interatomic distance (Å)	Clash overlap (Å)
31:BH:14:VAL:O	31:BH:16:VAL:HG23	1.90	0.71
31:BH:40:MET:HB2	31:BH:54:PRO:HG3	1.72	0.71
32:BI:49:ALA:O	32:BI:53:LYS:HG2	1.90	0.71
55:BK:92:PRO:CB	55:BK:134:SER:O	2.38	0.71
37:BS:58:LEU:HG	37:BS:58:LEU:O	1.90	0.71
34:BO:99:PHE:HD2	38:BT:24:LYS:CE	1.97	0.71
40:BX:17:ASP:O	40:BX:22:ASN:O	2.07	0.71
40:BX:39:ASP:O	40:BX:40:ALA:C	2.27	0.71
42:BZ:118:HIS:O	42:BZ:120:LEU:CD2	2.38	0.71
11:AH:27:PRO:HB2	11:AH:32:LYS:HZ3	1.55	0.71
46:B2:8:ILE:O	46:B2:11:MET:CG	2.37	0.71
46:B2:30:ALA:HA	46:B2:34:GLN:HG3	1.72	0.71
46:B2:5:VAL:CG1	46:B2:6:GLN:N	2.13	0.71
51:B6:2:ALA:CB	51:B6:11:LYS:HZ2	1.98	0.71
51:B6:19:GLY:CA	51:B6:42:PRO:HG2	2.13	0.71
52:B7:19:ARG:O	52:B7:20:ALA:C	2.26	0.71
26:BA:2320:A:N6	37:BS:14:ARG:CA	2.52	0.71
26:BA:2411:A:H2	26:BA:2412:A:C5	2.06	0.71
26:BA:2431:U:H2'	26:BA:2431:U:O2	1.90	0.71
26:BA:2454:G:O2'	26:BA:2455:G:H5'	1.90	0.71
26:BA:2461:C:O2	26:BA:2462:U:C6	2.42	0.71
26:BA:2716:U:H2'	26:BA:2717:G:H5''	1.68	0.71
26:BA:404:C:H4'	26:BA:405:U:C5'	2.21	0.71
26:BA:458:G:C5'	52:B7:39:ARG:CD	2.66	0.71
26:BA:752:A:N7	26:BA:1781:C:O2	2.23	0.71
25:BB:17:C:OP1	30:BG:147:ALA:CA	2.26	0.71
27:BD:115:ILE:HB	27:BD:127:ASN:OD1	1.90	0.71
28:BE:201:VAL:N	28:BE:266:LYS:NZ	2.38	0.71
29:BF:58:ALA:CB	29:BF:79:ARG:N	2.53	0.71
25:BB:18:G:P	30:BG:149:ARG:HD3	2.30	0.71
31:BH:55:SER:CB	31:BH:60:HIS:CB	2.63	0.71
32:BI:141:LEU:HD11	32:BI:142:LYS:O	1.90	0.71
34:BO:25:LEU:HD12	34:BO:38:VAL:C	2.09	0.71
34:BO:35:ILE:HG22	34:BO:62:VAL:O	1.89	0.71
35:BP:52:LYS:CD	35:BP:53:ARG:HH12	1.97	0.71
26:BA:2485:G:C4'	36:BQ:144:THR:HG22	2.19	0.71
36:BQ:23:ILE:O	36:BQ:23:ILE:HG22	1.90	0.71
37:BS:32:PRO:O	37:BS:101:VAL:HG12	1.89	0.71
37:BS:23:ARG:HH21	37:BS:35:VAL:HG11	1.54	0.71
44:BU:111:ASP:C	44:BU:113:SER:H	1.93	0.71
44:BU:27:SER:C	44:BU:31:GLN:HG3	2.10	0.71

*Continued on next page...*



*Continued from previous page...*

Atom-1	Atom-2	Interatomic distance (Å)	Clash overlap (Å)
45:BV:39:PHE:O	45:BV:40:VAL:CB	2.37	0.71
39:BW:24:ILE:CG2	39:BW:35:ILE:HB	2.20	0.71
41:BY:18:GLU:HB3	41:BY:21:LYS:CE	2.19	0.71
42:BZ:114:ASP:CA	42:BZ:170:SER:O	2.37	0.71
1:AA:958:A:C4	22:AS:55:LYS:HD2	2.25	0.71
2:AV:14:A:H2'	2:AV:15:G:H8	1.55	0.71
26:BA:2364:C:H5'	48:B0:38:VAL:CG1	2.18	0.71
48:B0:38:VAL:HA	48:B0:40:GLN:CG	2.19	0.71
47:B3:6:VAL:HA	47:B3:55:ARG:O	1.90	0.71
52:B7:26:SER:O	52:B7:27:GLY:C	2.28	0.71
53:B8:13:ARG:HB3	53:B8:24:ALA:HB1	1.70	0.71
26:BA:138:G:C5'	40:BX:43:GLU:CG	2.59	0.71
26:BA:1398:C:H2'	26:BA:1399:C:C6	2.25	0.71
26:BA:1638:C:H5''	26:BA:2710:C:H1'	1.72	0.71
26:BA:2060:A:OP1	29:BF:64:GLY:HA2	1.89	0.71
26:BA:2241:A:H2'	26:BA:2242:G:C8	2.25	0.71
26:BA:2491:U:H5'	26:BA:2570:G:H5'	1.70	0.71
26:BA:2523:G:C2	26:BA:2541:A:N3	2.57	0.71
26:BA:2732:G:OP2	26:BA:2732:G:C8	2.43	0.71
26:BA:2748:A:C8	26:BA:2749:A:N3	2.54	0.71
26:BA:2783:G:H8	26:BA:2783:G:C5'	2.03	0.71
26:BA:2783:G:N1	26:BA:2784:C:N4	2.39	0.71
26:BA:614:U:C3'	26:BA:615:G:H4'	2.16	0.71
27:BD:85:ASN:N	27:BD:85:ASN:HD22	1.88	0.71
28:BE:47:GLY:CA	28:BE:305:LYS:HE2	2.21	0.71
29:BF:1:MET:C	29:BF:18:LEU:CD2	2.59	0.71
29:BF:215:ALA:C	29:BF:242:GLU:CG	2.54	0.71
29:BF:215:ALA:HA	29:BF:242:GLU:HG3	1.72	0.71
26:BA:673:C:O4'	29:BF:82:GLN:NE2	2.22	0.71
30:BG:21:VAL:CB	30:BG:132:VAL:HG23	2.19	0.71
30:BG:140:ARG:HD2	30:BG:144:ARG:HH22	1.53	0.71
30:BG:95:THR:O	30:BG:97:GLN:N	2.23	0.71
31:BH:104:LEU:HB3	31:BH:151:ARG:HH11	1.55	0.71
31:BH:69:SER:O	31:BH:70:LEU:C	2.28	0.71
32:BI:3:VAL:O	32:BI:18:ILE:HA	1.90	0.71
55:BK:105:ILE:HG23	55:BK:128:ILE:CG2	2.18	0.71
33:BN:137:GLU:N	33:BN:141:ALA:N	2.29	0.71
36:BQ:153:PRO:O	36:BQ:154:ALA:CB	2.37	0.71
43:BR:45:ARG:HD3	43:BR:97:VAL:HG23	1.72	0.71
43:BR:80:PHE:O	43:BR:84:ALA:HB3	1.90	0.71
26:BA:2880:C:O2'	43:BR:90:ARG:CD	2.37	0.71

*Continued on next page...*



*Continued from previous page...*

Atom-1	Atom-2	Interatomic distance (Å)	Clash overlap (Å)
37:BS:17:ARG:CD	37:BS:18:THR:N	2.52	0.71
44:BU:111:ASP:O	44:BU:113:SER:CA	2.37	0.71
45:BV:5:ILE:CD1	45:BV:12:TYR:CE1	2.73	0.71
45:BV:60:VAL:O	45:BV:98:ILE:CG1	2.38	0.71
26:BA:566:U:OP2	45:BV:81:ARG:NE	2.24	0.71
42:BZ:95:SER:HA	42:BZ:122:ILE:HA	1.72	0.71
1:AA:1268:A:H5'	24:AU:20:LYS:O	1.90	0.71
1:AA:1313:U:C4	22:AS:4:SER:CB	2.74	0.71
1:AA:736:C:OP1	21:AR:72:ARG:NH2	2.23	0.71
1:AA:794:A:O2'	1:AA:1521:G:O3'	2.08	0.71
1:AA:408:A:OP1	7:AD:115:ARG:CZ	2.38	0.71
9:AF:50:TYR:HE1	21:AR:77:GLY:HA2	1.55	0.71
1:AA:175:C:H5''	23:AT:25:ARG:NH2	2.05	0.71
2:AV:25:C:H4'	26:BA:1923:U:P	2.30	0.71
46:B2:5:VAL:O	46:B2:6:GLN:C	2.28	0.71
47:B3:18:ASP:O	47:B3:20:LYS:N	2.24	0.71
49:B4:18:GLY:N	49:B4:33:VAL:HG21	1.96	0.71
51:B6:41:ASP:HA	51:B6:47:HIS:O	1.90	0.71
51:B6:54:LYS:HZ3	51:B6:54:LYS:CB	2.02	0.71
54:B9:24:LEU:HD22	54:B9:35:ARG:HG2	1.70	0.71
26:BA:49:A:N6	26:BA:176:G:H1	1.89	0.71
26:BA:574:C:N4	26:BA:2054:A:H5''	2.04	0.71
26:BA:2468:G:O6	26:BA:2481:G:N1	2.23	0.71
26:BA:2585:U:C2'	26:BA:2586:C:OP2	2.38	0.71
26:BA:2605:U:H6	26:BA:2605:U:C5'	2.02	0.71
26:BA:2049:G:N3	26:BA:2620:C:N3	2.39	0.71
26:BA:397:G:O2'	26:BA:2231:C:H1'	1.89	0.71
26:BA:531:C:O2	44:BU:28:ARG:CZ	2.38	0.71
27:BD:128:ALA:HB3	27:BD:190:THR:HG22	0.72	0.71
27:BD:198:GLY:O	27:BD:200:THR:CG2	2.38	0.71
27:BD:89:ASN:ND2	27:BD:199:ARG:NE	2.35	0.71
28:BE:204:VAL:H	28:BE:303:PRO:CG	2.03	0.71
28:BE:211:GLN:CD	28:BE:212:GLY:N	2.44	0.71
29:BF:20:ASP:O	29:BF:21:VAL:O	2.08	0.71
55:BK:11:LEU:HD11	55:BK:28:LEU:CD2	2.20	0.71
55:BK:8:GLN:O	55:BK:9:ILE:HG12	1.89	0.71
35:BP:120:LEU:C	35:BP:120:LEU:HD13	2.10	0.71
36:BQ:33:MET:CB	36:BQ:83:PHE:CB	2.66	0.71
36:BQ:93:ILE:O	36:BQ:94:ARG:HB2	1.89	0.71
43:BR:84:ALA:HB3	43:BR:85:PRO:HD2	1.68	0.71
37:BS:21:HIS:CD2	37:BS:24:LEU:HD12	2.24	0.71

*Continued on next page...*



*Continued from previous page...*

Atom-1	Atom-2	Interatomic distance (Å)	Clash overlap (Å)
40:BX:31:ARG:NE	40:BX:31:ARG:N	2.39	0.71
41:BY:26:THR:C	41:BY:27:LEU:HG	2.10	0.71
42:BZ:113:VAL:O	42:BZ:171:VAL:HA	1.90	0.71
42:BZ:26:LYS:CB	42:BZ:26:LYS:NZ	2.52	0.71
1:AA:776:G:N2	1:AA:802:A:OP2	2.22	0.71
48:B0:9:SER:O	48:B0:10:SER:O	2.09	0.71
48:B0:61:ALA:C	48:B0:62:LEU:CD1	2.48	0.71
52:B7:27:GLY:O	52:B7:28:ARG:C	2.26	0.71
26:BA:1134:G:H3'	26:BA:1136:G:OP2	1.90	0.71
26:BA:125:G:C5'	52:B7:19:ARG:NH1	2.13	0.71
26:BA:2093:G:C8	26:BA:2225:A:C5	2.78	0.71
26:BA:2225:A:C4'	26:BA:2226:C:H5''	2.05	0.71
26:BA:2259:G:C2	26:BA:2282:G:N1	2.58	0.71
26:BA:2464:C:H2'	26:BA:2465:C:C6	2.24	0.71
26:BA:2496:C:C4	26:BA:2497:A:C2	2.77	0.71
26:BA:2504:U:O5'	26:BA:2504:U:C6	2.42	0.71
26:BA:2503:A:C4'	26:BA:2504:U:OP1	2.38	0.71
26:BA:2521:C:C2'	26:BA:2522:U:O5'	2.38	0.71
26:BA:2611:U:C5	50:B5:4:HIS:NE2	2.58	0.71
26:BA:2619:C:O2	26:BA:2619:C:H2'	1.90	0.71
26:BA:2762:G:C6	26:BA:2763:G:C5	2.79	0.71
26:BA:2802:G:H2'	26:BA:2803:C:H6	1.54	0.71
26:BA:2826:A:C4	26:BA:2827:C:H6	2.08	0.71
26:BA:2838:G:O2'	26:BA:2839:G:H5'	1.90	0.71
26:BA:2852:G:N3	26:BA:2853:C:N3	2.38	0.71
27:BD:131:LEU:HB3	27:BD:171:VAL:HG21	1.72	0.71
27:BD:208:GLY:O	27:BD:211:HIS:NE2	2.24	0.71
29:BF:214:THR:C	29:BF:216:SER:N	2.39	0.71
29:BF:30:LEU:O	29:BF:31:ILE:C	2.28	0.71
26:BA:674:G:H5''	29:BF:69:HIS:CA	2.19	0.71
30:BG:140:ARG:HA	30:BG:143:LYS:HZ3	1.53	0.71
30:BG:49:PRO:HD3	30:BG:73:VAL:CG2	2.19	0.71
31:BH:66:THR:O	31:BH:69:SER:OG	2.08	0.71
35:BP:73:VAL:O	35:BP:76:LEU:HB3	1.91	0.71
26:BA:2495:G:HO2'	36:BQ:101:MET:CE	2.01	0.71
44:BU:32:TYR:HD2	44:BU:32:TYR:H	1.38	0.71
44:BU:42:ALA:O	44:BU:45:TYR:CB	2.37	0.71
45:BV:75:LYS:HE2	45:BV:75:LYS:HA	1.70	0.71
26:BA:138:G:C4'	40:BX:43:GLU:HG3	2.20	0.71
41:BY:19:ARG:HG2	41:BY:22:GLN:NE2	2.05	0.71
42:BZ:78:PRO:C	42:BZ:79:ILE:HG13	2.11	0.71

*Continued on next page...*



*Continued from previous page...*

Atom-1	Atom-2	Interatomic distance (Å)	Clash overlap (Å)
1:AA:1073:U:C2	1:AA:1074:G:N7	2.58	0.71
1:AA:162:A:H1'	1:AA:348:G:O2'	1.90	0.71
1:AA:20:U:O4'	1:AA:572:A:N1	2.24	0.71
1:AA:406:G:H4'	7:AD:5:ILE:CG2	2.14	0.71
1:AA:573:A:N3	1:AA:883:C:O2'	2.23	0.71
1:AA:829:G:O2'	5:AB:26:PRO:HG2	1.89	0.71
1:AA:965:A:O2'	1:AA:966:G:H5''	1.91	0.71
5:AB:75:LYS:HA	5:AB:78:GLN:HB2	1.73	0.71
8:AE:9:LYS:HD2	8:AE:112:LEU:HD23	1.72	0.71
48:B0:35:ASN:HA	48:B0:68:VAL:HG22	1.70	0.71
47:B3:31:LEU:CD2	47:B3:32:GLN:CA	2.61	0.71
47:B3:42:ALA:O	47:B3:43:ILE:C	2.28	0.71
52:B7:11:LYS:CE	52:B7:11:LYS:HA	2.21	0.71
54:B9:7:VAL:HG12	54:B9:34:GLN:NE2	2.05	0.71
26:BA:1259:G:H2'	26:BA:1260:G:C8	2.26	0.71
26:BA:1666:G:C4'	34:BO:67:ARG:NH2	2.53	0.71
26:BA:2332:U:C2'	26:BA:2336:A:H62	2.03	0.71
26:BA:2607:G:O2'	26:BA:2608:G:H5'	1.91	0.71
26:BA:1709:U:H1'	26:BA:2860:A:H1'	1.72	0.71
27:BD:130:PRO:CB	27:BD:186:LYS:O	2.35	0.71
32:BI:75:LEU:HD12	32:BI:76:THR:H	1.53	0.71
33:BN:75:PRO:O	33:BN:77:GLY:N	2.23	0.71
34:BO:1:MET:HB2	34:BO:2:ILE:CD1	2.21	0.71
34:BO:3:GLN:O	34:BO:4:GLN:C	2.28	0.71
34:BO:35:ILE:CG2	34:BO:62:VAL:O	2.37	0.71
36:BQ:142:LYS:HE2	36:BQ:143:VAL:CA	2.19	0.71
37:BS:76:GLY:O	37:BS:83:LEU:CD1	2.39	0.71
38:BT:8:TYR:CE1	38:BT:54:THR:HB	2.26	0.71
44:BU:13:ARG:O	44:BU:16:LYS:N	2.24	0.71
26:BA:996:A:O3'	44:BU:93:LYS:HG2	1.90	0.71
41:BY:80:GLU:HG2	41:BY:86:GLU:HG2	1.72	0.71
42:BZ:108:VAL:O	42:BZ:109:GLN:HG3	1.91	0.71
42:BZ:37:LYS:C	42:BZ:40:ASP:CG	2.49	0.71
1:AA:1269:A:O4'	1:AA:1326:C:C4'	2.38	0.71
1:AA:36:C:H4'	15:AL:117:ARG:HH22	1.54	0.71
1:AA:757:U:H5'	1:AA:822:C:O2	1.91	0.71
20:AQ:40:LYS:HD3	20:AQ:42:TYR:CE1	2.26	0.71
52:B7:34:ARG:O	52:B7:35:ARG:C	2.28	0.71
26:BA:190:A:OP2	26:BA:205:G:N2	2.20	0.71
26:BA:216:A:H2'	26:BA:217:G:C8	2.25	0.71
26:BA:2306:C:H42	30:BG:53:LYS:NZ	1.88	0.71

*Continued on next page...*



*Continued from previous page...*

Atom-1	Atom-2	Interatomic distance (Å)	Clash overlap (Å)
26:BA:825:C:C3'	26:BA:2428:G:N7	2.53	0.71
26:BA:2619:C:C2'	26:BA:2620:C:H5'	2.21	0.71
26:BA:2666:C:H5	26:BA:2667:C:C5	2.07	0.71
26:BA:2795:G:C2'	26:BA:2795:G:N3	2.53	0.71
26:BA:2825:C:C4'	26:BA:2825:C:C6	2.73	0.71
26:BA:2838:G:C4	26:BA:2839:G:H8	2.08	0.71
26:BA:974:G:O6	45:BV:80:TYR:OH	2.07	0.71
26:BA:2821:A:O3'	28:BE:258:TYR:HE2	1.74	0.71
29:BF:202:THR:HG22	29:BF:203:ALA:H	1.55	0.71
29:BF:22:PHE:O	29:BF:23:GLU:O	2.08	0.71
29:BF:51:TYR:O	29:BF:54:LEU:C	2.28	0.71
29:BF:92:PRO:O	29:BF:96:LYS:CD	2.07	0.71
30:BG:38:GLU:OE2	30:BG:71:ALA:CB	2.39	0.71
31:BH:101:LYS:CB	31:BH:114:ILE:O	2.33	0.71
31:BH:66:THR:HG23	31:BH:67:THR:N	2.05	0.71
33:BN:139:LEU:N	33:BN:139:LEU:CD1	2.53	0.71
34:BO:56:GLN:O	34:BO:58:VAL:CG2	2.33	0.71
34:BO:37:ASP:C	34:BO:62:VAL:HG23	2.11	0.71
26:BA:2250:G:N7	36:BQ:102:ARG:HA	2.05	0.71
37:BS:20:TYR:O	37:BS:23:ARG:HB3	1.91	0.71
45:BV:51:ALA:O	45:BV:55:THR:HG23	1.91	0.71
1:AA:1329:A:C5'	16:AM:26:GLY:H	2.03	0.71
14:AK:110:ASP:CB	21:AR:85:LEU:HB3	2.21	0.71
26:BA:686:G:O2'	52:B7:6:GLN:OE1	2.06	0.71
54:B9:10:MET:HB3	54:B9:32:HIS:NE2	2.05	0.71
26:BA:1364:G:O6	49:B4:2:GLN:OE1	2.08	0.71
26:BA:1364:G:H22	26:BA:1366:A:H3'	1.55	0.71
26:BA:2093:G:H4'	32:BI:29:PHE:CZ	2.26	0.71
26:BA:2100:G:H1'	26:BA:2190:G:N2	2.06	0.71
26:BA:2485:G:C2	26:BA:2486:G:C1'	2.73	0.71
26:BA:2631:G:C2'	26:BA:2632:A:O5'	2.39	0.71
26:BA:2793:G:N1	26:BA:2794:C:C4	2.59	0.71
26:BA:2892:A:H2'	26:BA:2893:G:H1'	1.71	0.71
26:BA:826:U:C2	26:BA:828:U:H1'	2.26	0.71
26:BA:974:G:H4'	26:BA:974(A):C:OP1	1.91	0.71
27:BD:196:ASN:O	27:BD:196:ASN:OD1	2.09	0.71
26:BA:673:C:C4'	29:BF:82:GLN:NE2	2.54	0.71
30:BG:55:LYS:O	30:BG:63:ILE:O	2.09	0.71
32:BI:1:MET:HG3	32:BI:3:VAL:CG2	2.21	0.71
55:BK:19:THR:H	55:BK:20:PRO:CD	2.03	0.71
33:BN:18:ILE:O	33:BN:18:ILE:CG2	2.38	0.71

*Continued on next page...*



*Continued from previous page...*

Atom-1	Atom-2	Interatomic distance (Å)	Clash overlap (Å)
34:BO:73:ASP:C	34:BO:75:SER:N	2.44	0.71
35:BP:61:ALA:HB1	35:BP:107:LYS:NZ	2.06	0.71
37:BS:61:ALA:CB	37:BS:84:THR:O	2.39	0.71
38:BT:4:ARG:N	38:BT:4:ARG:NE	2.36	0.71
44:BU:88:ILE:HB	45:BV:52:GLY:HA3	1.71	0.71
45:BV:74:TYR:CE1	45:BV:87:ARG:O	2.42	0.71
1:AA:1190:G:H5'	6:AC:176:HIS:NE2	2.06	0.71
48:B0:7:VAL:O	48:B0:7:VAL:CG1	2.38	0.71
26:BA:989:G:P	47:B3:31:LEU:HD12	2.29	0.71
47:B3:1:MET:SD	47:B3:3:ARG:HG3	2.30	0.71
47:B3:59:VAL:C	47:B3:60:GLU:HG3	2.10	0.71
50:B5:6:VAL:H	50:B5:8:LYS:NZ	1.88	0.71
51:B6:16:ALA:O	51:B6:19:GLY:N	2.24	0.71
51:B6:12:MET:HB2	51:B6:27:ASN:HD22	1.51	0.71
54:B9:7:VAL:CG1	54:B9:25:VAL:HG23	2.21	0.71
26:BA:108:U:H2'	26:BA:109:G:H8	1.56	0.71
26:BA:2081:C:H2'	26:BA:2082:A:H8	1.53	0.71
26:BA:2367:G:O2'	26:BA:2368:C:H5'	1.90	0.71
26:BA:2468:G:C8	26:BA:2476:A:C2	2.78	0.71
26:BA:2520:C:C2'	26:BA:2521:C:C5'	2.67	0.71
26:BA:2783:G:H2'	26:BA:2784:C:C6	2.25	0.71
27:BD:186:LYS:O	27:BD:187:CYS:O	2.08	0.71
28:BE:268:LEU:CD2	28:BE:269:ILE:H	1.83	0.71
29:BF:163:HIS:O	29:BF:166:ILE:HG13	1.86	0.71
30:BG:129:ASP:O	30:BG:130:VAL:CG1	2.38	0.71
26:BA:5:A:HO2'	33:BN:4:ALA:N	1.88	0.71
35:BP:60:GLU:O	35:BP:61:ALA:CB	2.39	0.71
43:BR:105:ARG:NE	43:BR:105:ARG:CA	2.52	0.71
26:BA:2379:G:P	37:BS:30:GLY:HA2	2.31	0.71
26:BA:518:G:H1'	39:BW:77:ASP:OD1	1.90	0.71
40:BX:33:SER:O	40:BX:37:VAL:CB	2.38	0.71
40:BX:25:GLN:HE22	40:BX:65:VAL:CG1	2.02	0.71
42:BZ:66:VAL:CG2	42:BZ:68:ALA:O	2.38	0.71
7:AD:14:ARG:HG2	7:AD:66:ARG:NH1	2.04	0.71
20:AQ:15:MET:CB	20:AQ:18:THR:HB	2.21	0.71
3:AW:65:G:C6	3:AW:66:A:N9	2.58	0.71
46:B2:30:ALA:HB1	46:B2:46:ILE:CD1	2.20	0.71
51:B6:8:ILE:HG23	51:B6:30:ASN:H	1.55	0.71
52:B7:29:ASN:O	52:B7:30:ILE:C	2.29	0.71
26:BA:1287:A:H5''	43:BR:104:ARG:CD	2.20	0.71
26:BA:1364:G:C8	26:BA:1364:G:H5'	2.26	0.71

*Continued on next page...*



*Continued from previous page...*

Atom-1	Atom-2	Interatomic distance (Å)	Clash overlap (Å)
26:BA:1315:C:O2'	26:BA:1392:A:H1'	1.90	0.71
26:BA:1140:C:H4'	26:BA:142(A):A:C2	2.26	0.71
26:BA:2213:U:O3'	26:BA:2215:G:C8	2.38	0.71
26:BA:2305:A:N1	26:BA:2312:U:O2	2.24	0.71
26:BA:2320:A:C8	26:BA:2320:A:O5'	2.43	0.71
26:BA:2402:C:H5''	26:BA:2403:C:OP1	1.90	0.71
26:BA:2546:U:H4'	26:BA:2565:A:C2	2.24	0.71
26:BA:2693:A:C2	26:BA:2694:G:N7	2.58	0.71
26:BA:2762:G:O6	26:BA:2763:G:C6	2.44	0.71
26:BA:2802:G:H2'	26:BA:2803:C:C6	2.25	0.71
26:BA:2838:G:C6	26:BA:2839:G:C8	2.79	0.71
26:BA:623:G:H2'	26:BA:624:C:C6	2.26	0.71
26:BA:872:A:O2'	36:BQ:31:PHE:CG	2.44	0.71
26:BA:932:G:OP1	47:B3:29:ARG:NE	2.23	0.71
28:BE:61:PRO:HB3	28:BE:69:PRO:CB	2.20	0.71
29:BF:107:ARG:O	29:BF:109:LEU:N	2.24	0.71
29:BF:166:ILE:O	29:BF:168:ARG:HG3	1.91	0.71
29:BF:115:LEU:HG	29:BF:246:ARG:NH1	2.05	0.71
30:BG:23:VAL:HG23	30:BG:23:VAL:O	1.91	0.71
31:BH:130:ILE:HD12	31:BH:130:ILE:N	1.96	0.71
31:BH:158:GLY:O	31:BH:159:LYS:HB2	1.91	0.71
33:BN:12:VAL:CA	33:BN:38:VAL:HG22	2.21	0.71
33:BN:38:VAL:O	33:BN:39:VAL:CB	2.38	0.71
26:BA:1140:C:C4	33:BN:49:ARG:HD2	2.23	0.71
35:BP:66:VAL:CG2	35:BP:110:GLY:O	2.39	0.71
35:BP:131:GLU:O	35:BP:132:LYS:C	2.28	0.71
45:BV:6:GLN:HE22	45:BV:10:LYS:HB3	1.56	0.71
39:BW:30:GLU:O	39:BW:33:ARG:HB2	1.91	0.71
42:BZ:69:VAL:HG13	42:BZ:81:VAL:CG2	2.16	0.71
1:AA:1318:A:H5'	22:AS:10:PHE:HB2	1.69	0.70
1:AA:20:U:C2	1:AA:916:G:N2	2.58	0.70
7:AD:23:GLY:C	7:AD:112:VAL:O	2.29	0.70
3:AW:45:G:HO3'	3:AW:46:G:H5'	1.52	0.70
48:B0:51:VAL:O	48:B0:51:VAL:HG12	1.91	0.70
47:B3:12:PRO:HG2	47:B3:20:LYS:HZ1	1.53	0.70
52:B7:43:THR:O	52:B7:46:ASP:OD1	2.08	0.70
53:B8:3:LYS:C	53:B8:4:MET:HE3	2.11	0.70
26:BA:1470:G:N2	26:BA:1522:G:C2	2.59	0.70
26:BA:1937:A:N1	26:BA:1940:U:H5	1.89	0.70
26:BA:2189:U:O2'	26:BA:2190:G:H5'	1.90	0.70
26:BA:2476:A:C2	26:BA:2481:G:N2	2.59	0.70

*Continued on next page...*



*Continued from previous page...*

Atom-1	Atom-2	Interatomic distance (Å)	Clash overlap (Å)
26:BA:2482:G:C5	26:BA:2483:C:H5	1.97	0.70
26:BA:2631:G:C5	26:BA:2632:A:H8	2.07	0.70
26:BA:2758:A:H2'	26:BA:2759:G:O5'	1.91	0.70
26:BA:2815:C:C2	26:BA:2816:C:C5	2.79	0.70
26:BA:2845:G:HO2'	26:BA:2846:G:C4'	2.03	0.70
27:BD:166:LYS:HA	27:BD:172:ILE:H	1.54	0.70
27:BD:166:LYS:HB2	27:BD:171:VAL:HA	1.73	0.70
27:BD:141:HIS:CE1	27:BD:191:VAL:C	2.63	0.70
26:BA:2617:C:H1'	28:BE:245:ARG:NH2	2.06	0.70
29:BF:138:VAL:O	29:BF:139:VAL:CB	2.39	0.70
29:BF:197:SER:O	29:BF:198:ASP:CB	2.39	0.70
26:BA:600:G:C5'	29:BF:27:ARG:HH11	1.99	0.70
30:BG:129:ASP:O	30:BG:130:VAL:HG13	1.90	0.70
30:BG:19:GLU:HB3	30:BG:135:VAL:HG23	1.61	0.70
26:BA:2745:C:C1'	31:BH:142:GLU:CD	2.51	0.70
31:BH:120:LEU:HD13	31:BH:143:LEU:HD13	1.73	0.70
31:BH:147:ILE:O	31:BH:161:ILE:HD13	1.91	0.70
32:BI:80:PRO:O	32:BI:148:GLN:CG	2.39	0.70
55:BK:122:GLU:C	55:BK:126:LYS:CE	2.47	0.70
36:BQ:130:PRO:C	36:BQ:132:VAL:H	1.94	0.70
36:BQ:142:LYS:CD	36:BQ:143:VAL:N	2.52	0.70
36:BQ:58:HIS:O	36:BQ:59:ASN:C	2.29	0.70
43:BR:28:LEU:O	43:BR:31:HIS:N	2.23	0.70
39:BW:81:ALA:CB	39:BW:97:LYS:HD2	2.20	0.70
39:BW:8:ARG:HG3	39:BW:102:HIS:ND1	2.05	0.70
40:BX:25:GLN:NE2	40:BX:65:VAL:HG13	2.03	0.70
40:BX:7:HIS:HB2	40:BX:8:PRO:CD	2.20	0.70
41:BY:33:GLU:CG	41:BY:34:GLU:N	2.54	0.70
42:BZ:57:GLU:C	42:BZ:59:GLY:N	2.43	0.70
1:AA:376:G:H5''	19:AP:5:ARG:HD2	1.73	0.70
6:AC:16:ARG:NH2	6:AC:184:TYR:H	1.89	0.70
16:AM:92:HIS:NE2	16:AM:98:VAL:CG2	2.51	0.70
23:AT:67:ALA:HA	23:AT:72:LEU:O	1.91	0.70
26:BA:2355:C:C4'	48:B0:21:LEU:HD11	1.82	0.70
46:B2:59:ILE:HG23	46:B2:60:GLN:N	2.06	0.70
26:BA:989:G:C8	47:B3:13:ILE:CD1	2.73	0.70
47:B3:16:PRO:CB	47:B3:19:GLN:NE2	2.54	0.70
52:B7:27:GLY:C	52:B7:31:LEU:HG	2.10	0.70
53:B8:26:LYS:HG3	53:B8:45:GLY:C	2.10	0.70
26:BA:2742:C:C5'	54:B9:35:ARG:NH1	2.49	0.70
26:BA:563:G:C6	26:BA:2018:G:C5	2.79	0.70

*Continued on next page...*



*Continued from previous page...*

Atom-1	Atom-2	Interatomic distance (Å)	Clash overlap (Å)
26:BA:2228:G:N7	26:BA:2229:C:C2	2.58	0.70
26:BA:2242:G:C4	26:BA:2243:U:C5	2.78	0.70
26:BA:2252:G:C8	26:BA:2252:G:C3'	2.74	0.70
26:BA:2285:C:H1'	26:BA:2288:A:N7	2.06	0.70
26:BA:2298:A:C2	26:BA:2299:G:H1'	2.27	0.70
26:BA:2415:G:C5	26:BA:2416:C:H5	2.09	0.70
26:BA:2450:A:H2'	26:BA:2451:A:H8	1.56	0.70
26:BA:2607:G:O6	26:BA:2608:G:C2	2.44	0.70
26:BA:2051:A:N6	26:BA:2614:A:C5	2.58	0.70
26:BA:2681:C:N4	26:BA:2725:A:N7	2.39	0.70
26:BA:684:G:C2	26:BA:775:G:C6	2.79	0.70
26:BA:807:U:O4'	26:BA:2445:G:H5'	1.90	0.70
29:BF:19:PRO:O	29:BF:20:ASP:C	2.29	0.70
30:BG:14:ARG:H	30:BG:14:ARG:HD2	1.55	0.70
33:BN:45:VAL:H	33:BN:132:LEU:CD2	2.02	0.70
33:BN:52:GLN:CA	33:BN:55:GLU:OE1	2.29	0.70
33:BN:62:ASP:O	33:BN:64:GLY:N	2.24	0.70
34:BO:105:GLU:O	34:BO:107:ARG:N	2.24	0.70
34:BO:17:ARG:NE	34:BO:47:THR:HA	2.06	0.70
36:BQ:45:GLN:CB	36:BQ:152:SER:CB	2.62	0.70
37:BS:55:ASP:OD1	37:BS:56:ASP:N	2.23	0.70
37:BS:87:LEU:N	37:BS:87:LEU:HD22	2.03	0.70
41:BY:19:ARG:N	41:BY:21:LYS:NZ	2.36	0.70
1:AA:1326:C:H5''	24:AU:19:GLY:CA	2.21	0.70
1:AA:585:G:N3	1:AA:879:C:H4'	2.06	0.70
7:AD:31:CYS:C	7:AD:33:MET:H	1.95	0.70
13:AJ:34:VAL:HG12	13:AJ:36:GLY:H	1.56	0.70
46:B2:35:ALA:O	46:B2:36:ALA:C	2.28	0.70
46:B2:4:HIS:N	46:B2:8:ILE:CD1	2.53	0.70
49:B4:70:GLY:O	49:B4:71:SER:OG	2.09	0.70
39:BW:19:LEU:HB3	50:B5:25:LEU:CD1	2.21	0.70
26:BA:577:G:O2'	26:BA:1254:A:OP1	2.09	0.70
26:BA:1657:C:H5'	28:BE:234:ARG:NH1	2.07	0.70
2:AV:76:A:N1	26:BA:2251:G:O6	2.24	0.70
26:BA:2378:A:C2'	26:BA:2379:G:O5'	2.39	0.70
26:BA:2415:G:C5	26:BA:2416:C:C5	2.79	0.70
26:BA:2583:G:N9	26:BA:2584:U:O2	2.24	0.70
26:BA:2853:C:H3'	26:BA:2853:C:C6	2.25	0.70
26:BA:2835:A:N6	26:BA:2879:C:OP2	2.24	0.70
26:BA:495:G:H21	39:BW:61:ASN:ND2	1.87	0.70
26:BA:995:C:P	44:BU:54:LYS:CE	2.78	0.70

*Continued on next page...*



*Continued from previous page...*

Atom-1	Atom-2	Interatomic distance (Å)	Clash overlap (Å)
25:BB:42:C:O2'	30:BG:47:GLN:HG2	1.92	0.70
25:BB:59:A:HO3'	25:BB:60:C:P	1.47	0.70
26:BA:1790:C:OP2	27:BD:224:VAL:HG13	1.91	0.70
27:BD:65:ASP:CG	27:BD:66:PHE:N	2.44	0.70
27:BD:68:ARG:O	27:BD:69:ASP:CG	2.29	0.70
28:BE:246:VAL:HG12	28:BE:247:ARG:N	2.05	0.70
30:BG:29:HIS:CB	30:BG:69:ILE:HG12	2.18	0.70
32:BI:109:LYS:H	32:BI:109:LYS:HE2	1.56	0.70
32:BI:13:GLY:HA3	32:BI:15:LYS:HZ2	1.55	0.70
32:BI:1:MET:HG3	32:BI:3:VAL:HG23	1.73	0.70
55:BK:38:PHE:CG	55:BK:67:THR:HG22	2.24	0.70
33:BN:19:MET:CE	33:BN:22:VAL:HG11	2.21	0.70
33:BN:24:SER:O	33:BN:28:GLU:HG2	1.91	0.70
33:BN:74:ARG:HD2	33:BN:141:ALA:O	1.91	0.70
26:BA:1665:A:C4'	34:BO:66:LYS:CD	2.64	0.70
36:BQ:67:ALA:C	36:BQ:71:PHE:CE1	2.64	0.70
43:BR:97:VAL:HG22	43:BR:114:VAL:CG1	2.22	0.70
37:BS:76:GLY:O	37:BS:82:TYR:N	2.23	0.70
39:BW:96:ILE:N	39:BW:96:ILE:CD1	2.40	0.70
26:BA:338:G:C8	41:BY:21:LYS:CB	2.74	0.70
42:BZ:24:TYR:HD2	42:BZ:84:TYR:CD1	2.06	0.70
42:BZ:2:GLU:O	42:BZ:3:LEU:O	2.09	0.70
42:BZ:67:LYS:CA	42:BZ:67:LYS:CE	2.68	0.70
1:AA:1288:A:H2	1:AA:1352:C:O2	1.75	0.70
1:AA:279:A:H5'	1:AA:280:C:H3'	1.73	0.70
16:AM:23:TYR:O	16:AM:67:GLU:N	2.25	0.70
48:B0:36:ILE:N	48:B0:68:VAL:CG2	2.55	0.70
46:B2:60:GLN:O	46:B2:63:GLU:CB	2.39	0.70
46:B2:6:GLN:O	46:B2:9:ARG:CA	2.39	0.70
49:B4:56:VAL:HG12	49:B4:57:ASP:N	2.06	0.70
49:B4:49:PHE:CE1	49:B4:71:SER:OG	2.44	0.70
52:B7:44:VAL:N	52:B7:46:ASP:OD2	2.24	0.70
26:BA:1031:G:C4'	54:B9:8:LYS:CE	2.63	0.70
26:BA:1173:G:H22	26:BA:1175:U:H3'	1.56	0.70
26:BA:1259:G:H2'	26:BA:1260:G:H8	1.56	0.70
26:BA:1779:U:H3'	26:BA:1779:U:H6	1.55	0.70
26:BA:1790:C:P	27:BD:224:VAL:CG1	2.72	0.70
26:BA:2086:U:C4	26:BA:2233:U:O4	2.44	0.70
26:BA:2093:G:C8	26:BA:2225:A:C6	2.80	0.70
26:BA:2385:C:O2	26:BA:2386:C:H6	1.72	0.70
26:BA:2616:C:N3	26:BA:2617:C:C5	2.58	0.70

*Continued on next page...*



*Continued from previous page...*

Atom-1	Atom-2	Interatomic distance (Å)	Clash overlap (Å)
26:BA:650:C:OP1	53:B8:19:THR:CG2	2.39	0.70
26:BA:2712:U:H2'	26:BA:712(A):A:H5''	0.70	0.70
27:BD:74:PRO:HG2	27:BD:96:ALA:CA	2.20	0.70
28:BE:202:ALA:HA	28:BE:262:THR:HB	1.73	0.70
28:BE:228:ARG:O	28:BE:230:GLY:N	2.25	0.70
28:BE:252:GLN:O	28:BE:254:GLY:N	2.21	0.70
30:BG:146:LYS:HE3	37:BS:15:GLU:OE1	1.92	0.70
33:BN:12:VAL:HB	33:BN:38:VAL:CG2	2.21	0.70
33:BN:14:ALA:H	33:BN:40:ASN:ND2	1.88	0.70
34:BO:20:LEU:HG	34:BO:44:LYS:HG2	1.73	0.70
34:BO:64:ARG:HH22	34:BO:100:GLY:CA	2.04	0.70
43:BR:45:ARG:O	43:BR:46:GLY:C	2.30	0.70
43:BR:67:LEU:HD22	43:BR:71:GLN:HA	1.73	0.70
37:BS:127:LEU:C	37:BS:127:LEU:CD2	2.60	0.70
37:BS:93:GLN:C	37:BS:93:GLN:OE1	2.29	0.70
44:BU:25:TRP:C	44:BU:28:ARG:HH11	1.93	0.70
44:BU:93:LYS:O	44:BU:94:VAL:HG23	1.90	0.70
45:BV:39:PHE:HD2	45:BV:40:VAL:N	1.89	0.70
39:BW:29:LEU:CG	39:BW:33:ARG:HD2	2.16	0.70
40:BX:28:VAL:HG11	40:BX:64:ALA:HB2	1.73	0.70
41:BY:92:ASP:OD1	41:BY:94:SER:N	2.25	0.70
42:BZ:35:ASP:OD1	42:BZ:37:LYS:N	2.24	0.70
42:BZ:45:GLN:N	42:BZ:45:GLN:NE2	2.40	0.70
1:AA:1288:A:N6	1:AA:1371:G:O2'	2.24	0.70
1:AA:436:C:H2'	1:AA:437:U:O4'	1.91	0.70
7:AD:78:LEU:CD2	7:AD:139:ARG:HH21	2.05	0.70
7:AD:20:TYR:O	7:AD:22:LYS:N	2.23	0.70
48:B0:38:VAL:HG12	48:B0:39:ARG:N	2.06	0.70
51:B6:32:GLN:HA	51:B6:35:LEU:HD12	1.71	0.70
3:AW:76:A:C2	53:B8:32:GLN:HB3	2.21	0.70
26:BA:1675:C:N3	28:BE:225:LYS:CG	2.47	0.70
26:BA:2638:G:O6	26:BA:2776:A:OP2	2.09	0.70
26:BA:2783:G:C6	26:BA:2784:C:C4	2.79	0.70
26:BA:746:A:C2'	26:BA:2611:U:O2'	2.39	0.70
26:BA:827:U:OP2	26:BA:2429:G:OP2	2.08	0.70
27:BD:105:ALA:O	27:BD:194:VAL:O	2.08	0.70
29:BF:102:LEU:CA	29:BF:107:ARG:HH21	2.04	0.70
31:BH:137:LYS:CD	31:BH:138:GLN:N	2.34	0.70
26:BA:1058:G:N2	55:BK:127:ILE:HD11	2.05	0.70
33:BN:19:MET:HE1	33:BN:22:VAL:HG11	1.74	0.70
33:BN:51:GLU:O	33:BN:54:VAL:N	2.25	0.70

*Continued on next page...*



*Continued from previous page...*

Atom-1	Atom-2	Interatomic distance (Å)	Clash overlap (Å)
33:BN:53:ILE:CG2	33:BN:54:VAL:N	2.54	0.70
34:BO:90:ASP:N	34:BO:90:ASP:OD1	2.24	0.70
34:BO:12:ASP:HA	34:BO:97:ARG:O	1.90	0.70
35:BP:114:VAL:CG2	35:BP:132:LYS:C	2.58	0.70
36:BQ:72:VAL:CG2	36:BQ:83:PHE:HZ	2.03	0.70
26:BA:1251:C:C5'	44:BU:10:ARG:CD	2.69	0.70
44:BU:10:ARG:O	44:BU:13:ARG:NH1	2.22	0.70
41:BY:11:GLN:O	41:BY:21:LYS:NZ	2.24	0.70
41:BY:78:THR:CA	41:BY:89:ARG:CD	2.67	0.70
1:AA:1107:C:C3'	1:AA:1108:G:P	2.79	0.70
1:AA:426:G:O2'	7:AD:42:GLN:CB	2.40	0.70
9:AF:50:TYR:CE1	21:AR:77:GLY:HA2	2.26	0.70
26:BA:2262:U:O5'	48:B0:14:ARG:NH2	2.25	0.70
46:B2:12:THR:HB	46:B2:13:PRO:HD2	1.71	0.70
46:B2:4:HIS:H	46:B2:8:ILE:CD1	2.05	0.70
47:B3:37:LEU:HB3	47:B3:38:GLU:OE1	1.91	0.70
50:B5:8:LYS:O	50:B5:9:LYS:HB2	1.90	0.70
52:B7:24:THR:O	52:B7:28:ARG:NE	2.23	0.70
54:B9:3:VAL:O	54:B9:3:VAL:HG12	1.89	0.70
26:BA:1567:A:C5	27:BD:84:PRO:HB3	2.27	0.70
26:BA:1667:G:OP2	26:BA:1667:G:H8	1.75	0.70
26:BA:2216:G:O2'	26:BA:2217:G:C5'	2.40	0.70
26:BA:2228:G:H5'	26:BA:2229:C:OP2	1.91	0.70
26:BA:2305:A:H5'	26:BA:2306:C:OP2	1.91	0.70
26:BA:2436:G:C2	26:BA:2437:U:C2	2.79	0.70
26:BA:2779:U:H5''	26:BA:2780:G:O5'	1.91	0.70
26:BA:2821:A:H2'	26:BA:2822:G:O4'	1.89	0.70
26:BA:2821:A:C2'	26:BA:2822:G:C1'	2.69	0.70
26:BA:740:U:O4	26:BA:758:C:H1'	1.91	0.70
27:BD:211:HIS:C	27:BD:213:LYS:N	2.42	0.70
26:BA:2679:A:O2'	28:BE:300:VAL:HG12	1.92	0.70
26:BA:2785:C:H4'	28:BE:99:VAL:HA	0.71	0.70
29:BF:93:LYS:HB2	29:BF:96:LYS:CE	2.22	0.70
55:BK:45:GLU:C	55:BK:47:ALA:H	1.93	0.70
34:BO:17:ARG:O	34:BO:18:GLU:HG3	1.92	0.70
37:BS:19:ASP:O	37:BS:22:GLN:N	2.21	0.70
38:BT:6:CYS:SG	38:BT:31:PHE:HA	2.32	0.70
44:BU:63:GLN:O	44:BU:64:ARG:C	2.28	0.70
42:BZ:35:ASP:N	42:BZ:39:PHE:HE2	1.86	0.70
1:AA:60:A:N1	1:AA:107:G:C2'	2.54	0.70
1:AA:1225:A:O2'	22:AS:80:TYR:HB2	1.91	0.70

*Continued on next page...*



*Continued from previous page...*

Atom-1	Atom-2	Interatomic distance (Å)	Clash overlap (Å)
2:AV:56:C:C2'	30:BG:56:ARG:NH1	2.55	0.70
53:B8:30:ARG:HD2	53:B8:44:LYS:CD	2.20	0.70
26:BA:1127:A:C6	26:BA:2518:A:C2	2.79	0.70
26:BA:2090:G:C5	26:BA:2230:G:C6	2.79	0.70
26:BA:965:C:C4'	26:BA:2273:A:C2	2.74	0.70
26:BA:2330:G:C2	26:BA:2331:G:N9	2.60	0.70
26:BA:2450:A:H2'	26:BA:2451:A:C8	2.27	0.70
26:BA:2670:A:C8	26:BA:2670:A:H5''	2.22	0.70
26:BA:2783:G:C8	26:BA:2783:G:O5'	2.43	0.70
26:BA:2810:A:O2'	26:BA:2811:G:H5'	1.88	0.70
26:BA:2821:A:H2'	26:BA:2822:G:C8	2.26	0.70
26:BA:2880:C:C2'	26:BA:2881:C:C5'	2.58	0.70
26:BA:2888:C:C2	26:BA:2889:C:C6	2.79	0.70
26:BA:382:G:H1	26:BA:392:C:H42	1.38	0.70
26:BA:729:G:O2'	26:BA:763:G:H4'	1.91	0.70
29:BF:93:LYS:O	29:BF:96:LYS:CD	2.39	0.70
30:BG:140:ARG:HD2	30:BG:144:ARG:NH2	2.07	0.70
31:BH:146:ASN:O	31:BH:146:ASN:OD1	2.09	0.70
31:BH:153:PRO:HB3	31:BH:161:ILE:O	1.92	0.70
31:BH:70:LEU:O	31:BH:73:ASN:HB2	1.91	0.70
32:BI:77:VAL:HB	32:BI:143:VAL:HA	1.74	0.70
34:BO:101:PRO:HB3	34:BO:120:GLU:O	1.91	0.70
36:BQ:82:LYS:HB2	36:BQ:125:TRP:HB3	1.74	0.70
36:BQ:20:ILE:CG1	36:BQ:21:SER:H	2.01	0.70
43:BR:51:LEU:O	43:BR:54:LEU:HB2	1.91	0.70
37:BS:115:VAL:O	37:BS:118:ILE:HG22	1.91	0.70
37:BS:35:VAL:O	37:BS:45:ALA:HB1	1.91	0.70
45:BV:83:ARG:O	45:BV:84:THR:CB	2.40	0.70
39:BW:32:ALA:HA	39:BW:35:ILE:HD11	1.69	0.70
40:BX:20:PHE:CD1	40:BX:22:ASN:N	2.58	0.70
1:AA:1086:U:H2'	1:AA:1087:G:C8	2.26	0.70
1:AA:1276:G:O2'	1:AA:1282:C:O4'	2.05	0.70
1:AA:826:C:H4'	11:AH:12:ARG:HG2	1.71	0.70
19:AP:11:SER:H	19:AP:14:ASN:HB3	1.55	0.70
48:B0:36:ILE:CA	48:B0:68:VAL:HG13	2.22	0.70
47:B3:41:PRO:O	47:B3:42:ALA:O	2.10	0.70
52:B7:1:MET:SD	52:B7:1:MET:C	2.67	0.70
26:BA:593:G:H5''	53:B8:62:LEU:HD23	1.70	0.70
26:BA:1129:A:C4	26:BA:2570:G:H1'	2.25	0.70
26:BA:1924:C:N4	26:BA:1925:C:N4	2.40	0.70
26:BA:2358:G:N3	26:BA:2359:C:H5'	2.07	0.70

*Continued on next page...*



*Continued from previous page...*

Atom-1	Atom-2	Interatomic distance (Å)	Clash overlap (Å)
26:BA:2372:G:N1	26:BA:2373:G:C6	2.59	0.70
26:BA:2405:G:C2	26:BA:2413:G:O6	2.45	0.70
26:BA:2478:A:H2'	26:BA:2479:G:H5'	1.73	0.70
26:BA:2493:U:O2	26:BA:2494:G:O4'	2.08	0.70
26:BA:2520:C:C4	26:BA:2567:G:C8	2.80	0.70
26:BA:2575:C:OP1	28:BE:241:TRP:NE1	2.25	0.70
26:BA:2507:C:N1	26:BA:2583:G:N2	2.39	0.70
26:BA:2045:C:N3	26:BA:2624:G:N2	2.40	0.70
26:BA:2789:C:O2'	26:BA:2893:G:N2	2.25	0.70
26:BA:2839:G:O2'	26:BA:2840:C:H5'	1.92	0.70
26:BA:324:A:H62	26:BA:339:U:H1'	1.57	0.70
26:BA:874:G:OP1	42:BZ:172:LEU:CD1	2.39	0.70
27:BD:166:LYS:C	27:BD:182:MET:HE1	2.12	0.70
28:BE:211:GLN:HG2	28:BE:212:GLY:H	1.57	0.70
28:BE:268:LEU:C	28:BE:268:LEU:CD2	2.55	0.70
28:BE:268:LEU:CD2	28:BE:269:ILE:HD12	2.16	0.70
33:BN:136:SER:HA	33:BN:139:LEU:HD21	1.72	0.70
36:BQ:49:VAL:HG11	36:BQ:119:ASN:O	1.90	0.70
36:BQ:69:ASN:HD22	36:BQ:70:ARG:CA	2.03	0.70
43:BR:38:VAL:HG12	43:BR:39:PRO:HD3	0.74	0.70
43:BR:75:LEU:O	43:BR:76:VAL:C	2.29	0.70
37:BS:32:PRO:O	37:BS:101:VAL:HG13	1.92	0.70
37:BS:35:VAL:N	37:BS:103:ASP:HB3	2.05	0.70
38:BT:47:ARG:O	38:BT:48:ASN:CB	2.40	0.70
39:BW:43:GLY:O	39:BW:44:ALA:O	2.10	0.70
42:BZ:159:THR:O	42:BZ:160:LEU:HB2	1.90	0.70
2:AV:69:U:H2'	2:AV:70:C:C6	2.27	0.70
48:B0:49:GLN:HE21	48:B0:49:GLN:CA	2.04	0.70
50:B5:32:GLU:HG2	50:B5:39:LYS:HG2	1.74	0.70
51:B6:16:ALA:C	51:B6:18:THR:N	2.45	0.70
26:BA:2224:G:O2'	26:BA:2225:A:H5'	1.91	0.70
26:BA:2268:A:OP1	26:BA:2268:A:H4'	1.91	0.70
26:BA:2287:A:N3	26:BA:2289:G:C8	2.60	0.70
26:BA:2316:C:N4	26:BA:2317:C:C4	2.60	0.70
26:BA:2470:G:C4	26:BA:2471:C:C5	2.79	0.70
26:BA:2515:C:C4	26:BA:2570:G:C6	2.79	0.70
26:BA:2536:G:C2'	26:BA:2537:U:H5'	2.21	0.70
26:BA:2679:A:C2'	28:BE:300:VAL:CG1	2.70	0.70
26:BA:2688:U:C2	26:BA:2719:G:N3	2.58	0.70
26:BA:2692:C:O2	26:BA:2847:U:O2'	2.05	0.70
26:BA:2737:G:C5	26:BA:2738:A:N7	2.59	0.70

*Continued on next page...*



*Continued from previous page...*

Atom-1	Atom-2	Interatomic distance (Å)	Clash overlap (Å)
26:BA:2633:G:N2	26:BA:2785:C:N3	2.32	0.70
26:BA:2825:C:H6	26:BA:2825:C:C4'	2.05	0.70
26:BA:2840:C:C2	26:BA:2841:C:C5	2.80	0.70
29:BF:5:ILE:HA	29:BF:139:VAL:CG1	2.21	0.70
31:BH:98:GLN:HB2	31:BH:103:VAL:HG21	1.74	0.70
26:BA:1080:C:O2	55:BK:127:ILE:CD1	2.40	0.70
26:BA:1007:C:O4'	33:BN:86:MET:O	2.10	0.70
34:BO:19:VAL:CG1	34:BO:42:THR:O	2.36	0.70
36:BQ:116:HIS:O	36:BQ:116:HIS:CD2	2.45	0.70
37:BS:82:TYR:O	37:BS:86:LEU:CG	2.38	0.70
44:BU:43:ALA:O	44:BU:45:TYR:CA	2.40	0.70
44:BU:7:GLY:HA3	44:BU:8:ILE:HD12	1.74	0.70
44:BU:85:ARG:NH1	44:BU:116:ALA:O	2.24	0.70
39:BW:26:GLY:O	39:BW:27:LYS:CG	2.39	0.70
41:BY:43:ASN:O	41:BY:44:ALA:HB3	1.90	0.70
42:BZ:41:ARG:NE	42:BZ:41:ARG:H	1.90	0.70
1:AA:1014:A:O3'	22:AS:14:HIS:CE1	2.45	0.70
7:AD:70:ILE:HD12	7:AD:100:ARG:CZ	2.22	0.70
47:B3:26:LEU:HB2	47:B3:28:LEU:HD21	1.74	0.70
51:B6:2:ALA:HB3	51:B6:11:LYS:CE	2.21	0.70
26:BA:1287:A:C5'	43:BR:104:ARG:CG	2.69	0.70
26:BA:1327:C:H3'	26:BA:1328:G:H8	1.57	0.70
26:BA:1818:U:C5'	27:BD:155:ARG:HG2	2.21	0.70
26:BA:2103:C:O2	26:BA:2187:G:C2	2.43	0.70
26:BA:2328:A:C2'	26:BA:2329:G:H8	2.01	0.70
26:BA:2333:A:N9	26:BA:2335:A:N3	2.40	0.70
26:BA:1128:A:N6	26:BA:2489:G:O2'	2.25	0.70
26:BA:2620:C:H4'	28:BE:252:GLN:HB2	1.72	0.70
26:BA:2657:A:C2'	26:BA:2658:C:H5'	2.22	0.70
26:BA:2703:C:O2'	26:BA:2704:C:H5'	1.90	0.70
26:BA:280:C:O2	26:BA:283:A:C6	2.45	0.70
26:BA:2833:G:OP1	26:BA:2833:G:C8	2.39	0.70
26:BA:2870:C:H2'	26:BA:2871:C:O4'	1.92	0.70
26:BA:885:C:N4	26:BA:889:C:H1'	2.07	0.70
27:BD:139:LEU:CD1	27:BD:139:LEU:C	2.59	0.70
28:BE:205:THR:OG1	28:BE:257:GLY:O	2.09	0.70
28:BE:44:TYR:CB	28:BE:307:LEU:O	2.40	0.70
29:BF:6:TYR:CE2	29:BF:140:VAL:CA	2.74	0.70
32:BI:43:ASN:C	32:BI:46:ALA:H	1.95	0.70
32:BI:7:LYS:HB2	32:BI:14:LYS:CE	2.12	0.70
32:BI:95:SER:HA	32:BI:98:ILE:HG13	0.70	0.70

*Continued on next page...*



*Continued from previous page...*

Atom-1	Atom-2	Interatomic distance (Å)	Clash overlap (Å)
33:BN:58:GLU:HG2	33:BN:139:LEU:HB3	1.74	0.70
33:BN:5:GLU:HA	33:BN:109:TYR:CE2	2.27	0.70
34:BO:47:THR:CB	34:BO:48:PRO:HD2	2.09	0.70
26:BA:1666:G:C4'	34:BO:67:ARG:HH22	2.05	0.70
36:BQ:140:TYR:HD1	36:BQ:147:VAL:HG11	0.67	0.70
43:BR:111:LEU:O	43:BR:112:ALA:CB	2.40	0.70
26:BA:2320:A:C2	37:BS:13:ARG:CG	2.74	0.70
45:BV:40:VAL:C	45:BV:51:ALA:HB1	2.12	0.70
39:BW:58:ALA:O	39:BW:59:VAL:C	2.29	0.70
40:BX:14:ALA:HB1	40:BX:18:MET:HE2	1.73	0.70
42:BZ:125:PRO:CG	42:BZ:130:ILE:HG22	2.22	0.70
42:BZ:3:LEU:HD22	42:BZ:34:LEU:C	2.12	0.70
36:BQ:120:HIS:CE1	42:BZ:76:ARG:HH12	2.09	0.70
1:AA:1060:C:H5''	13:AJ:51:ARG:HD3	1.74	0.69
1:AA:1230:C:O2'	16:AM:126:LYS:HE2	1.91	0.69
7:AD:23:GLY:HA3	7:AD:113:SER:HB3	1.74	0.69
10:AG:145:ALA:O	10:AG:146:GLU:HB3	1.90	0.69
1:AA:1286:A:C4	24:AU:22:ARG:NH2	2.59	0.69
48:B0:25:LYS:C	48:B0:60:PHE:HE1	1.91	0.69
47:B3:40:THR:HG21	47:B3:43:ILE:HG12	1.74	0.69
47:B3:50:VAL:O	47:B3:51:ALA:C	2.30	0.69
50:B5:58:LEU:O	50:B5:59:ALA:HB2	1.90	0.69
51:B6:33:ALA:C	51:B6:35:LEU:H	1.95	0.69
52:B7:34:ARG:CZ	52:B7:42:LEU:HD23	2.22	0.69
26:BA:1078:U:C5	26:BA:1088:A:C2	2.80	0.69
26:BA:1264:G:OP1	50:B5:16:ARG:HG2	1.92	0.69
26:BA:1827:C:H2'	26:BA:1828:G:O4'	1.91	0.69
26:BA:2325:G:C5	26:BA:2326:C:H5	2.09	0.69
26:BA:2385:C:HO2'	48:B0:39:ARG:CZ	2.04	0.69
26:BA:2423:U:O2	26:BA:2423:U:H2'	1.92	0.69
26:BA:2543:G:C8	26:BA:2544:G:C5	2.80	0.69
26:BA:2731:G:OP1	28:BE:265:ASN:HB2	1.89	0.69
26:BA:2838:G:C2	26:BA:2881:C:N3	2.59	0.69
26:BA:2842:G:C3'	26:BA:2843:G:H5'	2.22	0.69
26:BA:594:U:H4'	53:B8:58:MET:HE2	1.74	0.69
26:BA:830:G:C4	26:BA:2448:A:N7	2.60	0.69
25:BB:77:U:C5'	42:BZ:80:HIS:CE1	2.74	0.69
27:BD:87:SER:O	27:BD:156:ALA:HB2	1.92	0.69
28:BE:109:ASP:OD2	28:BE:112:LEU:HD23	1.91	0.69
29:BF:152:GLU:O	29:BF:155:SER:HB3	1.92	0.69
29:BF:22:PHE:O	29:BF:23:GLU:C	2.30	0.69

*Continued on next page...*



*Continued from previous page...*

Atom-1	Atom-2	Interatomic distance (Å)	Clash overlap (Å)
33:BN:12:VAL:HG12	33:BN:38:VAL:CG2	2.22	0.69
33:BN:15:ARG:O	33:BN:16:ASP:HB2	1.91	0.69
33:BN:15:ARG:CG	33:BN:43:ARG:CG	2.68	0.69
33:BN:83:ILE:CG1	33:BN:84:ARG:HG2	2.22	0.69
33:BN:95:ARG:O	33:BN:96:GLU:C	2.28	0.69
26:BA:1251:C:H5'	44:BU:10:ARG:HD3	1.73	0.69
39:BW:40:ASN:O	39:BW:41:LYS:O	2.10	0.69
39:BW:56:ALA:O	39:BW:58:ALA:N	2.25	0.69
26:BA:2012:G:P	39:BW:98:LYS:HD3	2.31	0.69
41:BY:102:ASP:HB3	41:BY:108:ARG:NH1	2.06	0.69
42:BZ:71:MET:HA	42:BZ:78:PRO:CB	2.22	0.69
1:AA:1278:U:C5'	1:AA:1279:A:H5'	2.21	0.69
1:AA:403:C:H41	1:AA:547:A:H5'	1.55	0.69
1:AA:953:G:H1'	16:AM:125:ARG:O	1.91	0.69
15:AL:28:LYS:HB2	15:AL:30:ALA:HB2	1.72	0.69
15:AL:45:PRO:HD2	15:AL:50:SER:HA	1.74	0.69
1:AA:1219:U:O2	22:AS:34:TRP:CD1	2.44	0.69
2:AV:73:A:H3'	2:AV:74:C:OP1	1.92	0.69
46:B2:23:LEU:O	46:B2:27:LEU:HG	1.93	0.69
46:B2:27:LEU:CD2	46:B2:49:LEU:HB3	2.22	0.69
49:B4:14:ILE:O	49:B4:14:ILE:CG2	2.40	0.69
26:BA:1818:U:C3'	27:BD:155:ARG:CG	2.67	0.69
26:BA:218:A:H2'	26:BA:219:G:O4'	1.92	0.69
26:BA:2226:C:O2	26:BA:2227:A:O2'	2.08	0.69
26:BA:2265:U:N3	26:BA:2266:A:N7	2.39	0.69
26:BA:2051:A:H2	26:BA:2618:G:N1	1.90	0.69
26:BA:2620:C:O2'	26:BA:2621:A:C4'	2.40	0.69
26:BA:2682:U:C6	28:BE:48:MET:SD	2.85	0.69
26:BA:2740:A:H8	26:BA:2740:A:C5'	2.04	0.69
26:BA:58:G:N2	26:BA:70:G:C5	2.59	0.69
26:BA:994:C:O2'	44:BU:54:LYS:HA	1.92	0.69
27:BD:141:HIS:HE1	27:BD:192:GLY:C	1.95	0.69
32:BI:101:SER:O	32:BI:102:LEU:C	2.31	0.69
55:BK:132:ALA:CA	55:BK:137:ILE:HB	2.22	0.69
26:BA:1063:G:H4'	55:BK:88:GLY:HA3	1.73	0.69
36:BQ:152:SER:OG	36:BQ:153:PRO:HD2	1.92	0.69
43:BR:61:HIS:C	43:BR:64:ARG:NH1	2.44	0.69
37:BS:115:VAL:O	37:BS:117:ALA:N	2.25	0.69
37:BS:97:VAL:O	37:BS:98:GLU:CB	2.40	0.69
44:BU:47:TYR:CD1	45:BV:75:LYS:O	2.45	0.69
39:BW:14:PRO:HD3	39:BW:101:SER:OG	1.92	0.69

*Continued on next page...*



*Continued from previous page...*

Atom-1	Atom-2	Interatomic distance (Å)	Clash overlap (Å)
39:BW:8:ARG:O	39:BW:9:TYR:C	2.30	0.69
1:AA:1211:U:C3'	1:AA:1212:U:OP1	2.38	0.69
1:AA:815:A:HO2'	1:AA:1527:C:H1'	1.51	0.69
1:AA:518:C:H2'	1:AA:530:G:C8	2.27	0.69
13:AJ:90:LEU:H	13:AJ:91:PRO:HD2	1.56	0.69
13:AJ:61:GLU:OE1	17:AN:49:HIS:HE1	1.75	0.69
21:AR:80:PRO:O	21:AR:82:THR:N	2.23	0.69
48:B0:33:ALA:CB	48:B0:66:LYS:H	2.03	0.69
47:B3:45:GLY:O	47:B3:46:ASN:C	2.31	0.69
49:B4:33:VAL:C	49:B4:34:ASP:OD1	2.30	0.69
26:BA:747:U:P	50:B5:2:ALA:HB3	2.32	0.69
26:BA:2194:G:C6	26:BA:2195:C:N4	2.60	0.69
26:BA:2236:C:H2'	26:BA:2236:C:O2	1.91	0.69
26:BA:2267:A:H5''	26:BA:2268:A:P	2.32	0.69
26:BA:2359:C:C5	26:BA:2360:A:N1	2.60	0.69
26:BA:2373:G:H1	26:BA:2380:C:H42	1.40	0.69
26:BA:2520:C:H2'	26:BA:2521:C:C5'	2.20	0.69
26:BA:2520:C:C6	26:BA:2567:G:C1'	2.75	0.69
26:BA:2657:A:C3'	26:BA:2658:C:H5'	2.23	0.69
26:BA:2657:A:C5	26:BA:2658:C:C6	2.80	0.69
26:BA:2768:C:HO2'	26:BA:2769:C:H5'	1.57	0.69
26:BA:280:C:O2	26:BA:283:A:N6	2.25	0.69
27:BD:110:LYS:O	27:BD:111:VAL:C	2.30	0.69
26:BA:1658:C:C5'	28:BE:230:GLY:HA3	2.21	0.69
29:BF:168:ARG:HH12	29:BF:209:GLY:C	1.91	0.69
29:BF:25:PRO:C	29:BF:26:VAL:HG23	2.12	0.69
31:BH:52:THR:O	31:BH:54:PRO:CD	2.37	0.69
32:BI:35:LEU:O	32:BI:36:ALA:CB	2.39	0.69
32:BI:8:ASP:O	32:BI:9:VAL:HB	1.92	0.69
55:BK:18:ALA:O	55:BK:19:THR:CB	2.40	0.69
55:BK:38:PHE:CZ	55:BK:66:PHE:C	2.65	0.69
55:BK:63:ASP:O	55:BK:64:LYS:CG	2.41	0.69
33:BN:5:GLU:OE2	33:BN:6:PHE:O	2.11	0.69
26:BA:2780:G:N2	33:BN:80:LYS:HZ2	1.88	0.69
36:BQ:94:ARG:NE	36:BQ:106:GLY:HA2	2.01	0.69
36:BQ:49:VAL:CG2	36:BQ:120:HIS:CA	2.70	0.69
43:BR:37:THR:O	43:BR:38:VAL:C	2.29	0.69
43:BR:62:ALA:HB1	43:BR:80:PHE:HZ	1.55	0.69
37:BS:100:ALA:CB	37:BS:127:LEU:HD21	2.23	0.69
44:BU:104:GLU:OE1	45:BV:46:VAL:CG1	2.39	0.69
41:BY:53:GLY:O	41:BY:54:ASP:C	2.30	0.69

*Continued on next page...*



*Continued from previous page...*

Atom-1	Atom-2	Interatomic distance (Å)	Clash overlap (Å)
41:BY:71:VAL:HG22	41:BY:93:THR:HG23	0.71	0.69
1:AA:1268:A:C1'	24:AU:20:LYS:HB3	2.22	0.69
1:AA:597:G:N2	11:AH:94:TYR:HE2	1.90	0.69
48:B0:9:SER:O	48:B0:10:SER:C	2.30	0.69
26:BA:2262:U:C5	48:B0:14:ARG:NH1	2.59	0.69
48:B0:47:ALA:HB1	48:B0:73:GLY:O	1.93	0.69
47:B3:31:LEU:HD22	47:B3:32:GLN:CB	2.21	0.69
52:B7:12:ARG:O	52:B7:13:ALA:O	2.10	0.69
53:B8:60:LEU:CD2	53:B8:61:MET:O	2.40	0.69
26:BA:1405:U:H2'	26:BA:1406:U:C6	2.26	0.69
26:BA:196:A:C2	26:BA:2068:U:H5	2.11	0.69
26:BA:2013:A:C4'	39:BW:96:ILE:CG2	2.68	0.69
26:BA:2210:G:O2'	26:BA:2211:G:P	2.50	0.69
26:BA:2233:U:O2	26:BA:2234:G:N9	2.25	0.69
26:BA:2373:G:C4	26:BA:2374:C:C5	2.80	0.69
3:AW:76:A:C4	26:BA:2422:A:N6	2.61	0.69
26:BA:2457:U:O2'	26:BA:2458:G:C5'	2.40	0.69
26:BA:2474:C:C2'	26:BA:2475:C:H5'	2.15	0.69
26:BA:2517:C:C5	26:BA:2542:A:C5	2.80	0.69
26:BA:2517:C:N3	26:BA:2542:A:N6	2.40	0.69
26:BA:2561:A:C5	26:BA:2562:U:C5	2.80	0.69
26:BA:359:A:O2'	26:BA:360:G:C4	2.43	0.69
26:BA:671:C:N4	26:BA:809:G:H1	1.90	0.69
27:BD:85:ASN:CG	27:BD:86:ARG:NH2	2.44	0.69
30:BG:38:GLU:HG2	30:BG:41:LEU:HD11	1.70	0.69
31:BH:49:ILE:HD12	31:BH:49:ILE:N	2.01	0.69
55:BK:72:THR:HG21	55:BK:114:PRO:HB2	1.73	0.69
33:BN:10:VAL:HG11	33:BN:36:VAL:CB	2.16	0.69
33:BN:63:ILE:HB	33:BN:71:TYR:CZ	2.26	0.69
34:BO:64:ARG:HH21	34:BO:100:GLY:HA3	1.57	0.69
34:BO:43:VAL:HG23	34:BO:56:GLN:H	1.55	0.69
35:BP:114:VAL:HG21	35:BP:132:LYS:CB	2.22	0.69
43:BR:89:ASP:OD1	43:BR:90:ARG:CG	2.40	0.69
37:BS:76:GLY:C	37:BS:80:SER:N	2.46	0.69
44:BU:39:LEU:HB3	44:BU:40:LEU:HD23	1.74	0.69
44:BU:56:ASP:O	44:BU:60:LEU:HD23	1.89	0.69
44:BU:68:GLY:HA2	44:BU:71:LEU:HB2	1.74	0.69
45:BV:44:GLN:HE21	45:BV:44:GLN:N	1.91	0.69
42:BZ:51:LEU:HD11	42:BZ:64:ALA:H	1.56	0.69
1:AA:1014:A:C6	22:AS:34:TRP:CZ3	2.81	0.69
1:AA:566:G:H8	1:AA:566:G:O5'	1.76	0.69

*Continued on next page...*



*Continued from previous page...*

Atom-1	Atom-2	Interatomic distance (Å)	Clash overlap (Å)
3:AW:14:A:C5	3:AW:22:G:C2	2.81	0.69
51:B6:42:PRO:C	51:B6:44:ALA:N	2.43	0.69
26:BA:1212:G:O2'	26:BA:1213:A:H8	1.74	0.69
26:BA:139:G:H2'	26:BA:141(A):C:O2'	1.93	0.69
26:BA:1:G:N2	26:BA:2902:C:C4	2.59	0.69
26:BA:2197:U:HO2'	26:BA:2198:A:H5''	1.58	0.69
26:BA:2341:G:C6	26:BA:2342:C:C4	2.80	0.69
26:BA:2484:G:C2	26:BA:2485:G:C1'	2.74	0.69
26:BA:265:A:N6	26:BA:428:A:C5	2.61	0.69
26:BA:2740:A:C4	26:BA:2741:A:N7	2.60	0.69
26:BA:2840:C:O2'	26:BA:2841:C:H5'	1.90	0.69
26:BA:2880:C:N4	26:BA:2881:C:H41	1.91	0.69
28:BE:205:THR:OG1	28:BE:206:LYS:N	2.24	0.69
26:BA:2572:A:N7	28:BE:241:TRP:CD1	2.60	0.69
26:BA:2052:G:H21	28:BE:245:ARG:CB	2.05	0.69
28:BE:269:ILE:HD12	28:BE:295:LEU:O	1.92	0.69
29:BF:214:THR:N	29:BF:218:VAL:HG21	1.96	0.69
29:BF:79:ARG:HG2	29:BF:79:ARG:O	1.92	0.69
30:BG:146:LYS:O	30:BG:147:ALA:C	2.30	0.69
55:BK:101:THR:OG1	55:BK:104:GLN:OE1	2.10	0.69
34:BO:10:VAL:CG1	34:BO:12:ASP:O	2.41	0.69
34:BO:78:ARG:O	34:BO:79:PHE:CD2	2.45	0.69
36:BQ:26:LYS:HE3	36:BQ:28:ILE:HD12	1.74	0.69
43:BR:56:LYS:NZ	43:BR:94:TYR:OH	2.21	0.69
44:BU:62:ILE:O	44:BU:65:ILE:HB	1.92	0.69
44:BU:75:ASN:O	44:BU:78:THR:OG1	2.10	0.69
39:BW:70:TYR:HD2	39:BW:71:VAL:H	1.40	0.69
1:AA:1320:C:C2	22:AS:72:GLY:C	2.65	0.69
1:AA:1353:G:P	24:AU:10:ARG:HH12	2.16	0.69
1:AA:1492:A:H2'	1:AA:1493:A:O4'	1.93	0.69
1:AA:46:G:O3'	1:AA:47:C:P	2.50	0.69
1:AA:946:A:N3	1:AA:1333:A:C2	2.60	0.69
7:AD:12:CYS:O	7:AD:33:MET:HB3	1.92	0.69
1:AA:403:C:OP2	7:AD:74:GLN:NE2	2.25	0.69
1:AA:1268:A:O3'	24:AU:20:LYS:HA	1.91	0.69
3:AW:34:G:OP1	3:AW:34:G:H8	1.75	0.69
47:B3:44:ARG:O	47:B3:45:GLY:C	2.30	0.69
49:B4:10:VAL:O	49:B4:10:VAL:HG12	1.92	0.69
39:BW:19:LEU:CD1	50:B5:25:LEU:CG	2.67	0.69
52:B7:19:ARG:O	52:B7:22:MET:N	2.25	0.69
26:BA:1134:G:O6	26:BA:1137:G:N7	2.25	0.69

*Continued on next page...*



*Continued from previous page...*

Atom-1	Atom-2	Interatomic distance (Å)	Clash overlap (Å)
26:BA:1254:A:N7	26:BA:1256:G:C4	2.60	0.69
26:BA:1668:A:H1'	26:BA:1669:A:C2	2.27	0.69
26:BA:2210:G:N7	27:BD:148:GLY:CA	2.56	0.69
26:BA:2228:G:H8	26:BA:2228:G:C5'	2.05	0.69
26:BA:2087:G:C6	26:BA:2233:U:C6	2.80	0.69
26:BA:2267:A:N1	26:BA:2272:U:O4	2.26	0.69
26:BA:2063:C:O2	26:BA:2450:A:N1	2.24	0.69
26:BA:2470:G:O6	26:BA:2481:G:N2	2.25	0.69
26:BA:2455:G:N2	26:BA:2498:C:N4	2.40	0.69
26:BA:1966:A:C2	26:BA:2593:U:H4'	2.28	0.69
26:BA:2818:G:N2	26:BA:2829:C:C2	2.61	0.69
26:BA:2898:U:O2	26:BA:2898:U:H2'	1.93	0.69
26:BA:310:A:H2'	26:BA:312:G:N7	2.08	0.69
26:BA:380:U:OP1	49:B4:16:TYR:HA	1.93	0.69
26:BA:397:G:OP2	49:B4:10:VAL:HG11	1.92	0.69
26:BA:772:C:H2'	26:BA:773:U:H6	1.57	0.69
26:BA:910:A:N6	36:BQ:12:PRO:CA	2.56	0.69
25:BB:75:G:O2'	42:BZ:32:PHE:CE2	2.40	0.69
28:BE:84:ARG:HB2	28:BE:174:LEU:HD23	1.74	0.69
28:BE:307:LEU:O	28:BE:309:PRO:HD3	1.92	0.69
28:BE:70:VAL:HG22	28:BE:297:LYS:CA	2.22	0.69
29:BF:153:VAL:C	29:BF:155:SER:N	2.45	0.69
29:BF:237:GLU:O	29:BF:240:LEU:N	2.26	0.69
26:BA:443:A:C8	29:BF:43:LYS:HD2	2.27	0.69
31:BH:164:GLU:OE1	31:BH:164:GLU:N	2.25	0.69
31:BH:82:TYR:CE2	31:BH:137:LYS:CB	2.67	0.69
35:BP:69:ILE:O	35:BP:70:ASP:C	2.31	0.69
26:BA:2251:G:H5''	36:BQ:102:ARG:CZ	2.22	0.69
43:BR:47:PHE:O	43:BR:50:HIS:N	2.25	0.69
43:BR:52:ILE:CD1	43:BR:94:TYR:HB2	2.23	0.69
37:BS:35:VAL:HG11	37:BS:37:ARG:NH2	2.08	0.69
44:BU:103:PRO:CA	44:BU:107:LYS:HE2	2.22	0.69
44:BU:63:GLN:O	44:BU:66:ASN:N	2.25	0.69
41:BY:101:LEU:HD22	41:BY:101:LEU:O	1.93	0.69
1:AA:1037:C:H3'	1:AA:1038:C:P	2.33	0.69
48:B0:41:ARG:O	48:B0:42:GLY:O	2.10	0.69
46:B2:35:ALA:O	46:B2:37:GLY:N	2.26	0.69
46:B2:51:LYS:O	46:B2:54:ALA:CA	2.40	0.69
49:B4:40:HIS:CB	49:B4:41:PRO:CD	2.70	0.69
50:B5:13:LYS:CD	50:B5:14:SER:N	2.56	0.69
52:B7:26:SER:HA	52:B7:29:ASN:HD22	1.57	0.69

*Continued on next page...*



*Continued from previous page...*

Atom-1	Atom-2	Interatomic distance (Å)	Clash overlap (Å)
26:BA:1367:A:O2'	52:B7:25:LYS:NZ	2.24	0.69
26:BA:1918:A:H2'	26:BA:1919:A:N7	2.07	0.69
26:BA:2018:G:H21	44:BU:34:ASN:HD21	0.74	0.69
26:BA:2262:U:C6	48:B0:14:ARG:NH2	2.58	0.69
26:BA:2333:A:O4'	26:BA:2335:A:C4	2.45	0.69
26:BA:2394:C:N4	26:BA:2395:C:N3	2.39	0.69
26:BA:245:G:H1	26:BA:253:C:H42	1.39	0.69
26:BA:2474:C:N4	26:BA:2529:G:N2	2.41	0.69
26:BA:2510:C:N4	26:BA:2511:U:C4	2.60	0.69
26:BA:2043:C:N4	26:BA:2777:G:C5	2.59	0.69
26:BA:387:U:H3'	49:B4:23:GLU:OE2	1.93	0.69
27:BD:73:ILE:HG22	27:BD:74:PRO:HD2	1.75	0.69
29:BF:147:LEU:HD12	29:BF:156:LEU:HD12	1.72	0.69
29:BF:42:ARG:NH1	29:BF:221:GLU:OE1	2.25	0.69
32:BI:7:LYS:HG2	32:BI:12:LYS:HA	1.74	0.69
33:BN:8:ALA:HB1	33:BN:11:ILE:HD11	1.75	0.69
33:BN:65:ASN:O	33:BN:68:GLY:O	2.11	0.69
34:BO:37:ASP:O	34:BO:61:VAL:CG1	2.39	0.69
35:BP:52:LYS:CE	35:BP:53:ARG:HH12	2.05	0.69
36:BQ:108:SER:C	36:BQ:109:VAL:HG22	2.13	0.69
36:BQ:67:ALA:HB1	36:BQ:71:PHE:CE1	2.28	0.69
36:BQ:65:ARG:HH21	36:BQ:85:ILE:CA	2.05	0.69
43:BR:90:ARG:NH1	43:BR:117:VAL:HG11	2.07	0.69
38:BT:6:CYS:O	38:BT:8:TYR:N	2.23	0.69
44:BU:66:ASN:O	44:BU:68:GLY:N	2.26	0.69
39:BW:32:ALA:C	39:BW:34:ASN:H	1.96	0.69
41:BY:47:THR:O	41:BY:98:VAL:CG1	2.35	0.69
41:BY:92:ASP:O	41:BY:92:ASP:OD1	2.09	0.69
42:BZ:81:VAL:CG1	42:BZ:82:ASP:N	2.56	0.69
42:BZ:91:PRO:HG2	42:BZ:128:ARG:N	2.07	0.69
7:AD:14:ARG:HG3	7:AD:66:ARG:NH1	2.07	0.69
1:AA:376:G:O2'	19:AP:28:ARG:HB3	1.93	0.69
2:AV:7:U:H5'	2:AV:8:U:OP2	1.92	0.69
48:B0:37:LEU:CD1	48:B0:70:ILE:HD11	2.04	0.69
54:B9:13:ASN:O	54:B9:14:CYS:C	2.31	0.69
54:B9:7:VAL:HG12	54:B9:34:GLN:OE1	1.91	0.69
26:BA:1131:G:N1	33:BN:69:TYR:HE1	1.85	0.69
26:BA:1274:A:C6	26:BA:1302:A:C2	2.79	0.69
26:BA:1637:A:O2'	26:BA:2711:A:H1'	1.93	0.69
26:BA:2247:A:H2'	26:BA:2248:C:C6	2.24	0.69
26:BA:222:A:N6	26:BA:232:G:C2	2.60	0.69

*Continued on next page...*



*Continued from previous page...*

Atom-1	Atom-2	Interatomic distance (Å)	Clash overlap (Å)
26:BA:2344:U:HO2'	26:BA:2345:G:P	2.14	0.69
26:BA:2423:U:C2'	26:BA:2424:C:OP2	2.39	0.69
26:BA:2471:C:C2'	26:BA:2472:G:O5'	2.41	0.69
26:BA:2511:U:C6	26:BA:2512:C:C5	2.81	0.69
26:BA:2535:G:N3	26:BA:2535:G:H2'	2.06	0.69
26:BA:2734:A:H5'	26:BA:2735:G:OP2	1.92	0.69
26:BA:2822:G:H8	26:BA:2822:G:OP2	1.74	0.69
26:BA:563:G:H21	44:BU:37:GLN:CD	1.95	0.69
26:BA:72:U:C5'	40:BX:2:TRP:CZ2	2.76	0.69
26:BA:907:U:O2'	36:BQ:88:PHE:HZ	1.76	0.69
27:BD:134:ILE:CG2	27:BD:135:PRO:HD2	2.20	0.69
27:BD:154:VAL:CG2	27:BD:160:SER:HA	2.23	0.69
26:BA:673:C:H4'	29:BF:82:GLN:OE1	1.92	0.69
30:BG:142:ALA:HB3	30:BG:151:ILE:HD11	1.71	0.69
32:BI:102:LEU:C	32:BI:102:LEU:CD1	2.56	0.69
35:BP:127:GLU:HA	35:BP:127:GLU:OE1	1.91	0.69
36:BQ:127:ASN:CB	36:BQ:128:PRO:HD2	2.23	0.69
43:BR:24:GLN:CB	43:BR:44:LEU:CD2	2.71	0.69
37:BS:110:THR:HG22	37:BS:115:VAL:CG2	2.21	0.69
37:BS:76:GLY:O	37:BS:80:SER:O	2.11	0.69
45:BV:41:GLY:N	45:BV:54:TYR:CD1	2.61	0.69
40:BX:13:LYS:HA	40:BX:16:ASN:ND2	2.07	0.69
41:BY:31:LEU:HD11	41:BY:99:THR:O	1.93	0.69
42:BZ:50:GLY:O	42:BZ:51:LEU:CB	2.40	0.69
1:AA:1278:U:C5'	1:AA:1279:A:C4'	2.70	0.69
1:AA:1236:A:H4'	1:AA:1304:G:H4'	1.75	0.69
1:AA:576:G:N7	1:AA:881:G:H1'	2.07	0.69
6:AC:8:ILE:HG21	17:AN:50:LYS:O	1.93	0.69
1:AA:1014:A:N1	22:AS:34:TRP:CH2	2.60	0.69
1:AA:1325:C:C5'	24:AU:15:ARG:HH21	2.06	0.69
2:AV:4:G:H2'	2:AV:5:A:H8	1.54	0.69
3:AW:37:YYG:H101	3:AW:37:YYG:N20	2.07	0.69
46:B2:26:GLU:O	46:B2:29:ASN:N	2.25	0.69
26:BA:95:G:C1'	46:B2:42:ASN:HB3	2.22	0.69
26:BA:76:C:C2'	46:B2:55:ARG:HG3	2.22	0.69
47:B3:33:GLN:CD	47:B3:34:GLU:N	2.47	0.69
47:B3:50:VAL:O	47:B3:51:ALA:O	2.10	0.69
52:B7:21:ARG:CZ	52:B7:43:THR:OG1	2.41	0.69
26:BA:1624:G:H2'	26:BA:1625:C:C5	2.27	0.69
26:BA:2048:G:C2	26:BA:2621:A:C2	2.79	0.69
26:BA:2061:G:C4	26:BA:2503:A:C2	2.80	0.69

*Continued on next page...*



*Continued from previous page...*

Atom-1	Atom-2	Interatomic distance (Å)	Clash overlap (Å)
26:BA:2209:C:O2'	26:BA:2210:G:C8	2.45	0.69
26:BA:2308:G:H5'	26:BA:2309:A:OP1	1.91	0.69
26:BA:2414:G:C4	26:BA:2415:G:N7	2.61	0.69
26:BA:2258:C:H5	26:BA:2426:A:O4'	1.31	0.69
26:BA:2483:C:H2'	26:BA:2484:G:O5'	1.93	0.69
26:BA:2573:C:C6	26:BA:2573:C:C3'	2.75	0.69
26:BA:2023:G:O4'	26:BA:2618:G:OP1	2.09	0.69
26:BA:2623:G:H4'	26:BA:2826:A:C1'	2.23	0.69
26:BA:2631:G:C6	26:BA:2632:A:N7	2.59	0.69
26:BA:2804:C:C6	26:BA:2805:G:C2	2.81	0.69
26:BA:2888:C:H2'	26:BA:2889:C:O4'	1.92	0.69
26:BA:373:U:C2	26:BA:400:G:N2	2.61	0.69
26:BA:590:A:O3'	29:BF:97:ASP:OD2	2.11	0.69
26:BA:761:A:H8	26:BA:761:A:O5'	1.75	0.69
27:BD:163:VAL:O	27:BD:165:GLY:N	2.26	0.69
26:BA:2512:C:H5''	28:BE:219:VAL:HG13	1.74	0.69
26:BA:2052:G:H1'	28:BE:245:ARG:O	1.91	0.69
29:BF:223:LEU:O	29:BF:225:PRO:CD	2.41	0.69
29:BF:215:ALA:O	29:BF:242:GLU:CB	2.40	0.69
29:BF:24:THR:CB	29:BF:25:PRO:HD3	2.15	0.69
29:BF:36:ARG:O	29:BF:39:GLN:NE2	2.26	0.69
25:BB:42:C:C1'	30:BG:47:GLN:HA	2.22	0.69
32:BI:116:GLU:HG3	32:BI:132:LYS:HG3	1.74	0.69
35:BP:67:ARG:HH11	35:BP:111:ALA:CA	2.06	0.69
35:BP:77:ALA:N	35:BP:81:VAL:CB	2.55	0.69
36:BQ:65:ARG:NE	36:BQ:85:ILE:CB	2.53	0.69
45:BV:20:ILE:O	45:BV:21:ARG:CZ	2.40	0.69
45:BV:33:VAL:HG12	45:BV:34:GLU:N	2.08	0.69
1:AA:1320:C:C2	22:AS:72:GLY:HA3	2.28	0.69
1:AA:51:A:N1	1:AA:314:C:O2'	2.26	0.69
6:AC:156:ARG:HB2	6:AC:196:LEU:HD22	1.75	0.69
7:AD:21:LEU:O	7:AD:113:SER:CB	2.40	0.69
7:AD:62:GLN:HE22	7:AD:65:ARG:HH11	1.40	0.69
1:AA:564:C:O2'	11:AH:91:ARG:NH1	2.26	0.69
48:B0:46:LYS:CB	48:B0:58:THR:HG23	2.21	0.69
51:B6:2:ALA:CB	51:B6:11:LYS:CE	2.70	0.69
52:B7:18:PHE:O	52:B7:19:ARG:C	2.30	0.69
52:B7:22:MET:O	52:B7:23:LYS:C	2.29	0.69
26:BA:1612:C:N1	52:B7:3:ARG:CZ	2.55	0.69
53:B8:50:LEU:HD22	53:B8:51:ALA:N	2.01	0.69
26:BA:138:G:H1'	40:BX:42:GLU:CG	2.23	0.69

*Continued on next page...*



*Continued from previous page...*

Atom-1	Atom-2	Interatomic distance (Å)	Clash overlap (Å)
26:BA:1545:A:H3'	26:BA:545(A):A:P	2.32	0.69
26:BA:1626:G:N7	26:BA:1634:A:H2	1.91	0.69
26:BA:1790:C:OP1	27:BD:224:VAL:HA	1.93	0.69
26:BA:2276:G:C4	26:BA:2277:G:H8	2.11	0.69
26:BA:2445:G:O2'	26:BA:2446:G:H5''	1.93	0.69
26:BA:2511:U:C2'	26:BA:2512:C:H5'	2.23	0.69
26:BA:2520:C:C4	26:BA:2567:G:N7	2.61	0.69
26:BA:2548:G:H2'	26:BA:2549:G:O5'	1.93	0.69
26:BA:729:G:C5	27:BD:207:ALA:HA	2.28	0.69
26:BA:775:G:C2'	26:BA:794:G:N7	2.56	0.69
26:BA:962:G:H2'	26:BA:963:U:C6	2.28	0.69
27:BD:123:ILE:H	27:BD:123:ILE:HD12	1.58	0.69
26:BA:780:G:N1	27:BD:233:ASP:CG	2.46	0.69
28:BE:211:GLN:CG	28:BE:212:GLY:N	2.56	0.69
28:BE:243:PRO:O	28:BE:244:SER:HB2	1.93	0.69
28:BE:44:TYR:CG	28:BE:309:PRO:HD3	2.28	0.69
28:BE:44:TYR:O	28:BE:74:GLU:CD	2.30	0.69
29:BF:144:PHE:HE2	29:BF:156:LEU:HD13	1.52	0.69
29:BF:163:HIS:C	29:BF:166:ILE:CG1	2.60	0.69
26:BA:1076:C:H5'	55:BK:94:ARG:NH2	2.07	0.69
33:BN:13:ASP:CA	33:BN:38:VAL:HG13	1.82	0.69
33:BN:94:GLY:C	33:BN:98:PHE:CD1	2.66	0.69
34:BO:71:ARG:C	34:BO:73:ASP:N	2.46	0.69
35:BP:124:ASP:C	35:BP:125:PHE:CG	2.63	0.69
37:BS:86:LEU:H	37:BS:121:GLY:HA2	1.58	0.69
44:BU:45:TYR:O	44:BU:46:GLU:C	2.31	0.69
39:BW:70:TYR:HE2	39:BW:72:LYS:CA	2.04	0.69
41:BY:18:GLU:CB	41:BY:21:LYS:HZ2	2.01	0.69
25:BB:75:G:C2'	42:BZ:32:PHE:CD2	2.74	0.69
42:BZ:64:ALA:CB	42:BZ:85:MET:C	2.61	0.69
42:BZ:24:TYR:CB	42:BZ:83:PHE:O	2.41	0.69
1:AA:105:G:OP2	23:AT:18:GLN:NE2	2.26	0.69
1:AA:1205:U:H4'	6:AC:195:VAL:CG2	2.22	0.69
1:AA:778:G:H2'	1:AA:779:C:C6	2.28	0.69
1:AA:1329:A:HO2'	16:AM:24:GLY:HA2	1.56	0.69
17:AN:27:CYS:SG	17:AN:43:CYS:N	2.60	0.69
18:AO:45:VAL:O	18:AO:46:HIS:HB2	1.93	0.69
21:AR:53:ARG:HH11	21:AR:59:SER:HA	1.58	0.69
48:B0:52:GLY:O	48:B0:53:MET:CB	2.40	0.69
46:B2:20:LEU:HD12	46:B2:21:ASP:N	2.07	0.69
47:B3:59:VAL:CG1	47:B3:60:GLU:H	1.82	0.69

*Continued on next page...*



*Continued from previous page...*

Atom-1	Atom-2	Interatomic distance (Å)	Clash overlap (Å)
52:B7:9:ASN:O	52:B7:11:LYS:O	2.10	0.69
53:B8:8:LYS:O	53:B8:10:ALA:CA	2.41	0.69
26:BA:51:G:H1'	26:BA:118:A:H62	1.56	0.69
26:BA:1608:A:H2'	26:BA:1611:C:H41	1.57	0.69
26:BA:1879:C:H2'	26:BA:1880:C:H6	1.58	0.69
26:BA:2233:U:O2	26:BA:2234:G:C8	2.45	0.69
26:BA:2320:A:C6	37:BS:13:ARG:HG2	2.27	0.69
26:BA:2333:A:C4	26:BA:2335:A:N1	2.60	0.69
26:BA:2411:A:O2'	26:BA:2412:A:C5'	2.41	0.69
26:BA:2459:A:N1	26:BA:2494:G:C4	2.61	0.69
26:BA:2462:U:N3	26:BA:2463:C:C5	2.61	0.69
26:BA:2487:G:O2'	26:BA:2488:A:C5'	2.41	0.69
26:BA:2561:A:C5	26:BA:2562:U:H6	2.11	0.69
26:BA:2579:C:C2'	26:BA:2580:U:C5'	2.33	0.69
26:BA:2638:G:H2'	26:BA:2775:A:N1	2.08	0.69
26:BA:2776:A:C2	26:BA:2778:A:C5	2.81	0.69
26:BA:613:U:O5'	26:BA:615:G:C8	2.46	0.69
26:BA:729:G:H3'	26:BA:729:G:N3	2.08	0.69
26:BA:911:A:N9	36:BQ:16:ARG:CD	2.53	0.69
26:BA:931:G:OP1	47:B3:27:GLY:HA3	1.90	0.69
27:BD:121:ALA:O	27:BD:122:ASP:HB3	1.92	0.69
29:BF:96:LYS:C	29:BF:98:ARG:CZ	2.42	0.69
31:BH:137:LYS:HD2	31:BH:138:GLN:H	0.67	0.69
55:BK:116:LEU:HD13	55:BK:116:LEU:C	2.13	0.69
55:BK:24:VAL:O	55:BK:24:VAL:HG12	1.93	0.69
33:BN:46:ILE:CD1	33:BN:132:LEU:HD13	2.23	0.69
33:BN:48:GLY:O	33:BN:50:GLU:N	2.26	0.69
36:BQ:82:LYS:C	36:BQ:84:ARG:N	2.44	0.69
37:BS:100:ALA:N	37:BS:127:LEU:HD21	2.08	0.69
44:BU:55:ARG:C	44:BU:57:PHE:H	1.96	0.69
45:BV:74:TYR:CD1	45:BV:86:HIS:C	2.65	0.69
40:BX:13:LYS:HA	40:BX:16:ASN:HD21	1.59	0.69
1:AA:1268:A:H1'	24:AU:20:LYS:HB3	1.75	0.68
1:AA:667:G:O2'	18:AO:49:ASP:OD1	2.11	0.68
1:AA:1199:U:H4'	13:AJ:54:PHE:CE2	2.27	0.68
1:AA:110:C:O2'	19:AP:25:ARG:O	2.10	0.68
2:AV:60:C:H5'	2:AV:61:C:OP2	1.93	0.68
46:B2:24:LYS:O	46:B2:25:THR:C	2.31	0.68
49:B4:20:VAL:CG1	49:B4:30:GLU:OE1	2.41	0.68
50:B5:46:CYS:CB	50:B5:47:PRO:HD2	2.21	0.68
51:B6:29:ARG:O	51:B6:31:THR:O	2.12	0.68

*Continued on next page...*



*Continued from previous page...*

Atom-1	Atom-2	Interatomic distance (Å)	Clash overlap (Å)
53:B8:30:ARG:HB3	53:B8:44:LYS:CE	2.22	0.68
26:BA:1062:G:O2'	55:BK:76:SER:OG	2.10	0.68
26:BA:585:G:C6	26:BA:1251:C:C5	2.80	0.68
1:AA:1418:A:N3	26:BA:1959:G:H1'	2.08	0.68
26:BA:2078:C:C4'	26:BA:2434:A:H5'	2.23	0.68
26:BA:2356:C:C2'	26:BA:2357:U:C5'	2.71	0.68
26:BA:2405:G:C2	26:BA:2413:G:C6	2.81	0.68
26:BA:2485:G:H2'	26:BA:2486:G:O4'	1.93	0.68
26:BA:2510:C:C4	26:BA:2511:U:C4	2.80	0.68
26:BA:2597:G:H8	26:BA:2597:G:OP2	1.75	0.68
26:BA:2668:G:N2	26:BA:2669:G:N9	2.41	0.68
26:BA:2678:C:H2'	26:BA:2679:A:O4'	1.93	0.68
26:BA:2709:G:C2'	26:BA:2710:C:C5'	2.53	0.68
26:BA:2762:G:C5	26:BA:2763:G:N7	2.60	0.68
26:BA:2795:G:OP2	26:BA:2795:G:C4	2.47	0.68
26:BA:2854:G:C6	26:BA:2864:G:C6	2.80	0.68
26:BA:30:G:H2'	26:BA:31:C:C6	2.28	0.68
26:BA:446:G:C5'	44:BU:5:LYS:HE3	2.23	0.68
26:BA:814:C:P	45:BV:84:THR:HG22	2.33	0.68
27:BD:73:ILE:HB	27:BD:95:TYR:HE2	1.57	0.68
29:BF:22:PHE:CE2	29:BF:115:LEU:C	2.66	0.68
29:BF:140:VAL:HG11	29:BF:236:THR:HG22	1.74	0.68
55:BK:56:VAL:HG12	55:BK:58:ILE:HG13	1.73	0.68
34:BO:104:ARG:O	34:BO:105:GLU:C	2.29	0.68
36:BQ:44:ALA:HB3	36:BQ:126:VAL:C	2.12	0.68
36:BQ:126:VAL:O	36:BQ:127:ASN:O	2.10	0.68
26:BA:1287:A:C4'	43:BR:104:ARG:CD	2.65	0.68
43:BR:116:LEU:O	43:BR:116:LEU:CD1	2.41	0.68
37:BS:12:ARG:CD	37:BS:20:TYR:CZ	2.55	0.68
37:BS:27:LEU:CA	37:BS:33:ARG:CZ	2.71	0.68
44:BU:13:ARG:CZ	44:BU:13:ARG:CB	2.62	0.68
39:BW:25:ARG:CG	39:BW:26:GLY:H	2.06	0.68
39:BW:28:SER:O	39:BW:29:LEU:O	2.10	0.68
39:BW:45:TYR:CD2	39:BW:46:PHE:N	2.61	0.68
40:BX:23:LYS:HA	40:BX:67:ARG:HA	1.75	0.68
40:BX:39:ASP:O	40:BX:42:GLU:N	2.27	0.68
40:BX:28:VAL:HG23	40:BX:62:LYS:HB3	1.75	0.68
40:BX:76:GLU:OE1	40:BX:77:VAL:HG23	1.92	0.68
41:BY:16:LEU:O	41:BY:19:ARG:HB2	1.93	0.68
41:BY:33:GLU:OE1	41:BY:34:GLU:HG2	1.85	0.68
41:BY:74:VAL:HB	41:BY:77:VAL:HG23	1.72	0.68

*Continued on next page...*



*Continued from previous page...*

Atom-1	Atom-2	Interatomic distance (Å)	Clash overlap (Å)
41:BY:49:GLU:CD	41:BY:97:ARG:HH11	1.75	0.68
42:BZ:159:THR:O	42:BZ:160:LEU:CB	2.40	0.68
42:BZ:1:MET:CE	42:BZ:52:PHE:CD2	2.76	0.68
1:AA:20:U:N3	1:AA:916:G:C2	2.60	0.68
8:AE:16:THR:O	8:AE:26:PHE:HB2	1.92	0.68
2:AV:19:G:H5'	2:AV:20:G:OP2	1.93	0.68
26:BA:2386:C:H1'	48:B0:39:ARG:NH2	2.05	0.68
48:B0:44:LYS:HB3	48:B0:45:PHE:CE1	2.28	0.68
48:B0:61:ALA:HB3	48:B0:80:SER:O	1.92	0.68
47:B3:48:GLU:CG	47:B3:49:LYS:H	2.05	0.68
26:BA:1363:C:P	49:B4:55:ARG:HH22	2.16	0.68
49:B4:68:ARG:HG2	49:B4:72:LYS:CA	2.23	0.68
50:B5:33:CYS:SG	50:B5:36:CYS:C	2.71	0.68
26:BA:126:A:C8	52:B7:18:PHE:CD1	2.81	0.68
52:B7:42:LEU:C	52:B7:46:ASP:OD1	2.31	0.68
26:BA:1637:A:H4'	26:BA:2711:A:HO2'	1.53	0.68
26:BA:1954:G:N3	26:BA:2551:C:H5''	2.08	0.68
26:BA:2199:A:H3'	26:BA:2205:C:C5	2.28	0.68
26:BA:2250:G:C3'	26:BA:2250:G:C8	2.75	0.68
26:BA:2320:A:N6	37:BS:14:ARG:HA	2.06	0.68
26:BA:2495:G:O2'	36:BQ:101:MET:HE1	1.93	0.68
26:BA:2654:A:H61	26:BA:2667:C:H41	1.41	0.68
26:BA:2718:G:N2	26:BA:2719:G:H1'	2.08	0.68
26:BA:2842:G:O2'	26:BA:2843:G:C5'	2.41	0.68
26:BA:54:G:O2'	52:B7:35:ARG:NH2	2.26	0.68
26:BA:659:C:H2'	26:BA:660:G:H8	1.58	0.68
27:BD:93:ILE:HG22	27:BD:101:ARG:O	1.93	0.68
27:BD:141:HIS:CE1	27:BD:192:GLY:C	2.66	0.68
27:BD:175:LEU:CB	27:BD:179:GLU:O	2.40	0.68
28:BE:102:ASP:OD2	28:BE:104:PHE:HE1	1.74	0.68
30:BG:98:PHE:CA	30:BG:104:PHE:CE2	2.76	0.68
30:BG:88:LEU:N	30:BG:89:PRO:HD3	2.09	0.68
31:BH:108:TYR:N	31:BH:108:TYR:CD2	2.60	0.68
31:BH:91:VAL:O	31:BH:91:VAL:CG1	2.41	0.68
32:BI:68:LEU:CA	32:BI:72:LEU:HD21	2.23	0.68
55:BK:93:LYS:H	55:BK:96:ILE:CG1	2.06	0.68
33:BN:76:ASP:OD2	33:BN:76:ASP:N	2.25	0.68
34:BO:25:LEU:CD1	34:BO:38:VAL:C	2.61	0.68
26:BA:1665:A:H1'	34:BO:67:ARG:CD	2.24	0.68
36:BQ:56:ILE:O	36:BQ:112:ALA:HB2	1.88	0.68
43:BR:49:ASP:O	43:BR:52:ILE:HB	1.92	0.68

*Continued on next page...*



*Continued from previous page...*

Atom-1	Atom-2	Interatomic distance (Å)	Clash overlap (Å)
37:BS:49:THR:O	37:BS:52:PRO:O	2.11	0.68
44:BU:17:VAL:O	44:BU:20:ARG:N	2.26	0.68
44:BU:72:HIS:CE1	44:BU:110:VAL:CG1	2.74	0.68
39:BW:21:VAL:CG2	39:BW:22:ASP:N	2.54	0.68
39:BW:23:LEU:CD2	39:BW:24:ILE:N	2.56	0.68
41:BY:27:LEU:HD12	41:BY:27:LEU:N	2.07	0.68
42:BZ:148:THR:O	42:BZ:149:ALA:O	2.11	0.68
1:AA:3(A):G:C6	1:AA:1004:A:O2'	2.44	0.68
1:AA:559:A:H4'	1:AA:560:U:C5'	2.23	0.68
3:AW:37:YYG:H31	3:AW:37:YYG:H1'	1.74	0.68
48:B0:67:VAL:O	48:B0:68:VAL:CG2	2.42	0.68
48:B0:45:PHE:CE1	48:B0:78:PHE:CB	2.76	0.68
26:BA:107:C:H6	26:BA:107:C:H5'	1.58	0.68
26:BA:1139:G:OP1	33:BN:19:MET:O	2.12	0.68
26:BA:1166:C:N3	26:BA:1183:G:N2	2.40	0.68
26:BA:1689:A:H2'	26:BA:1690:A:H8	1.58	0.68
26:BA:2023:G:C5'	26:BA:2617:C:HO2'	2.00	0.68
26:BA:2056:G:O6	26:BA:2577:A:H1'	1.91	0.68
26:BA:2242:G:C4	26:BA:2243:U:H5	2.11	0.68
26:BA:2305:A:N1	26:BA:2312:U:H1'	2.09	0.68
26:BA:2318:G:O5'	26:BA:2318:G:H8	1.74	0.68
26:BA:2363:C:C2'	26:BA:2364:C:H5'	2.24	0.68
26:BA:2423:U:C6	26:BA:2425:A:N6	2.53	0.68
26:BA:2692:C:N4	26:BA:2717:G:H1	1.91	0.68
26:BA:2864:G:C2'	26:BA:2865:U:C6	2.75	0.68
26:BA:2893:G:C8	26:BA:2893:G:OP2	2.44	0.68
26:BA:414:C:C2	26:BA:2409:G:N2	2.59	0.68
26:BA:514:A:H2'	26:BA:515:A:H8	1.56	0.68
26:BA:612:G:O2'	26:BA:615:G:H2'	1.93	0.68
27:BD:119:PRO:N	27:BD:129:LEU:HD21	2.07	0.68
27:BD:131:LEU:HB3	27:BD:171:VAL:HG11	1.75	0.68
27:BD:179:GLU:O	27:BD:180:VAL:CG2	2.41	0.68
30:BG:38:GLU:HA	30:BG:41:LEU:HD12	1.74	0.68
30:BG:49:PRO:CB	30:BG:72:LYS:CA	2.70	0.68
30:BG:53:LYS:HG3	30:BG:54:ALA:H	1.55	0.68
55:BK:52:MET:HE2	55:BK:53:ILE:N	2.08	0.68
33:BN:135:ILE:O	33:BN:139:LEU:CD2	2.41	0.68
36:BQ:59:ASN:O	36:BQ:60:ALA:C	2.31	0.68
36:BQ:56:ILE:C	36:BQ:61:LEU:HD21	2.14	0.68
43:BR:18:LEU:CD1	43:BR:18:LEU:C	2.61	0.68
38:BT:29:THR:HB	38:BT:31:PHE:CE1	2.28	0.68

*Continued on next page...*



*Continued from previous page...*

Atom-1	Atom-2	Interatomic distance (Å)	Clash overlap (Å)
44:BU:95:LEU:HD23	44:BU:95:LEU:H	1.58	0.68
40:BX:18:MET:CE	40:BX:25:GLN:H	2.05	0.68
41:BY:11:GLN:CA	41:BY:21:LYS:HE3	2.23	0.68
41:BY:63:ILE:CD1	41:BY:75:GLU:CA	2.50	0.68
1:AA:586:C:H5'	1:AA:879:C:OP1	1.93	0.68
7:AD:23:GLY:CA	7:AD:113:SER:N	2.53	0.68
18:AO:28:GLN:O	18:AO:32:LEU:HG	1.94	0.68
48:B0:9:SER:OG	48:B0:10:SER:N	2.20	0.68
52:B7:21:ARG:CZ	52:B7:43:THR:CB	2.70	0.68
54:B9:7:VAL:HG11	54:B9:25:VAL:CG2	2.23	0.68
26:BA:1664:A:C8	26:BA:1664:A:H3'	2.29	0.68
26:BA:1943:U:N1	26:BA:1945:G:H5'	2.09	0.68
26:BA:2048:G:C2	26:BA:2621:A:N3	2.61	0.68
26:BA:2274:A:O3'	26:BA:2275:C:H3'	1.92	0.68
26:BA:2331:G:H2'	26:BA:2332:U:O4'	1.94	0.68
26:BA:2344:U:O2'	26:BA:2345:G:P	2.50	0.68
26:BA:2359:C:N3	26:BA:2360:A:C2	2.62	0.68
26:BA:2379:G:OP1	37:BS:30:GLY:CA	2.34	0.68
26:BA:2423:U:H6	26:BA:2425:A:N7	1.91	0.68
26:BA:2810:A:C2'	26:BA:2811:G:C5'	1.82	0.68
28:BE:190:ASN:O	28:BE:192:ILE:HA	1.94	0.68
29:BF:39:GLN:N	29:BF:39:GLN:CD	2.45	0.68
25:BB:42:C:H1'	30:BG:47:GLN:CB	2.23	0.68
55:BK:113:MET:O	55:BK:114:PRO:O	2.11	0.68
55:BK:55:PRO:HG2	55:BK:71:LYS:O	1.93	0.68
33:BN:81:ARG:O	33:BN:82:THR:C	2.30	0.68
34:BO:77:ILE:HD12	34:BO:77:ILE:C	2.12	0.68
35:BP:59:GLU:O	35:BP:60:GLU:CG	2.35	0.68
36:BQ:153:PRO:O	36:BQ:154:ALA:HB3	1.93	0.68
36:BQ:41:THR:C	36:BQ:125:TRP:CZ3	2.63	0.68
45:BV:68:LYS:O	45:BV:69:ILE:O	2.09	0.68
41:BY:11:GLN:HA	41:BY:21:LYS:CE	2.23	0.68
42:BZ:102:GLY:O	42:BZ:103:ARG:C	2.32	0.68
42:BZ:6:LYS:N	42:BZ:7:PRO:CD	2.51	0.68
42:BZ:64:ALA:CB	42:BZ:84:TYR:O	2.42	0.68
1:AA:13:U:H3	1:AA:21:G:H1	1.39	0.68
1:AA:427:U:O2'	1:AA:541:G:OP1	2.10	0.68
1:AA:571:U:O2	1:AA:917:G:H4'	1.94	0.68
7:AD:12:CYS:CB	7:AD:31:CYS:O	2.41	0.68
46:B2:26:GLU:HA	46:B2:29:ASN:HD22	1.57	0.68
46:B2:30:ALA:C	46:B2:34:GLN:CG	2.42	0.68

*Continued on next page...*



*Continued from previous page...*

Atom-1	Atom-2	Interatomic distance (Å)	Clash overlap (Å)
49:B4:17:GLN:HA	49:B4:33:VAL:HG11	1.74	0.68
49:B4:62:ARG:O	49:B4:65:ASP:OD2	2.12	0.68
50:B5:40:LYS:CD	50:B5:49:CYS:SG	2.60	0.68
50:B5:58:LEU:O	50:B5:59:ALA:CB	2.41	0.68
51:B6:16:ALA:HB1	51:B6:42:PRO:HD3	1.75	0.68
53:B8:22:VAL:N	53:B8:48:PHE:CE2	2.56	0.68
53:B8:22:VAL:H	53:B8:48:PHE:HE2	1.36	0.68
26:BA:1455:G:O6	26:BA:2705:A:N3	2.26	0.68
26:BA:2096:U:O2	26:BA:2193:G:N2	2.26	0.68
26:BA:2209:C:H2'	26:BA:2210:G:O3'	1.94	0.68
26:BA:2239:G:C4	26:BA:2240:C:C6	2.82	0.68
26:BA:2246:G:C2	26:BA:2426:A:N3	2.62	0.68
26:BA:2286:A:H1'	26:BA:2346:A:H61	1.57	0.68
26:BA:2355:C:N4	26:BA:2356:C:N4	2.41	0.68
26:BA:2369:A:C2'	26:BA:2370:G:O5'	2.41	0.68
26:BA:2386:C:H2'	26:BA:2387:U:C5	2.29	0.68
26:BA:2077:A:N3	26:BA:2435:A:C8	2.62	0.68
26:BA:2486:G:N1	26:BA:2487:G:C8	2.62	0.68
26:BA:2512:C:H4'	28:BE:235:ILE:CD1	2.24	0.68
26:BA:2642:G:C2'	26:BA:2643:G:C5'	2.70	0.68
26:BA:1637:A:O3'	26:BA:2711:A:H4'	1.93	0.68
26:BA:2854:G:C6	26:BA:2855:C:N4	2.61	0.68
26:BA:2888:C:N3	26:BA:2889:C:C5	2.61	0.68
26:BA:780:G:H1	27:BD:233:ASP:CG	1.96	0.68
27:BD:188:ARG:O	27:BD:189:ALA:HB2	1.93	0.68
26:BA:2679:A:C4	28:BE:300:VAL:CG1	2.72	0.68
28:BE:94:ARG:HB3	28:BE:95:PRO:HD3	1.69	0.68
29:BF:110:ALA:O	29:BF:112:ARG:N	2.26	0.68
29:BF:162:VAL:HG12	29:BF:163:HIS:N	2.08	0.68
29:BF:242:GLU:O	29:BF:245:GLU:CB	2.41	0.68
2:AV:56:C:C2'	30:BG:56:ARG:HD3	2.22	0.68
31:BH:104:LEU:CA	31:BH:151:ARG:HH12	2.06	0.68
55:BK:15:ALA:HA	55:BK:46:THR:CB	2.23	0.68
34:BO:9:LYS:N	34:BO:83:ALA:HB2	2.09	0.68
36:BQ:137:ARG:NH1	36:BQ:138:ARG:HG2	2.07	0.68
43:BR:21:TYR:HB3	43:BR:47:PHE:HD2	1.58	0.68
43:BR:43:GLU:C	43:BR:45:ARG:H	1.95	0.68
43:BR:73:VAL:HG12	43:BR:77:ARG:NH2	2.09	0.68
43:BR:74:LYS:N	43:BR:77:ARG:HH22	1.91	0.68
37:BS:117:ALA:O	37:BS:118:ILE:C	2.31	0.68
37:BS:53:ASN:O	37:BS:55:ASP:CA	2.42	0.68

*Continued on next page...*



*Continued from previous page...*

Atom-1	Atom-2	Interatomic distance (Å)	Clash overlap (Å)
37:BS:83:LEU:O	37:BS:85:GLY:N	2.26	0.68
42:BZ:37:LYS:O	42:BZ:40:ASP:OD1	2.10	0.68
1:AA:1182:G:H4'	1:AA:1183:A:H5''	1.76	0.68
1:AA:436:C:O2	1:AA:437:U:C2	2.47	0.68
1:AA:302:G:H2'	1:AA:556:C:H5''	1.74	0.68
1:AA:952:U:H5'	1:AA:972:C:H41	1.57	0.68
8:AE:80:ILE:HD13	8:AE:138:ALA:HB1	1.75	0.68
26:BA:72:U:C6	46:B2:57:LYS:HD2	2.28	0.68
46:B2:62:GLU:C	46:B2:64:GLY:H	1.97	0.68
47:B3:50:VAL:CB	47:B3:53:LEU:HD12	2.23	0.68
47:B3:6:VAL:HG22	47:B3:54:VAL:HG21	1.76	0.68
52:B7:21:ARG:C	52:B7:24:THR:HG22	2.14	0.68
26:BA:1612:C:C2	52:B7:3:ARG:CZ	2.77	0.68
26:BA:2209:C:N4	26:BA:2215:G:N1	2.29	0.68
26:BA:2247:A:O2'	26:BA:2248:C:H5'	1.94	0.68
26:BA:2317:C:H2'	26:BA:2318:G:C8	2.29	0.68
26:BA:2525:G:N2	26:BA:2539:C:C4	2.62	0.68
26:BA:2570:G:C2	26:BA:2571:C:C4	2.82	0.68
26:BA:2737:G:C2	26:BA:2738:A:N7	2.61	0.68
26:BA:2808:U:OP1	26:BA:2809:A:OP2	2.12	0.68
26:BA:2810:A:C8	26:BA:2811:G:N9	2.61	0.68
26:BA:2839:G:C5	26:BA:2840:C:C4	2.80	0.68
26:BA:746:A:C2'	26:BA:2611:U:HO2'	2.07	0.68
27:BD:208:GLY:HA3	27:BD:211:HIS:NE2	2.09	0.68
29:BF:157:LEU:CB	29:BF:158:GLU:OE2	2.18	0.68
29:BF:163:HIS:CB	29:BF:166:ILE:HD11	2.24	0.68
29:BF:38:ALA:C	29:BF:39:GLN:OE1	2.31	0.68
25:BB:42:C:C1'	30:BG:47:GLN:CA	2.71	0.68
31:BH:10:ILE:HG21	31:BH:14:VAL:HG12	1.70	0.68
32:BI:68:LEU:HD11	32:BI:108:LEU:CD1	2.24	0.68
33:BN:12:VAL:CB	33:BN:38:VAL:CG2	2.71	0.68
33:BN:38:VAL:O	33:BN:39:VAL:CG2	2.42	0.68
34:BO:101:PRO:CB	34:BO:120:GLU:O	2.42	0.68
35:BP:120:LEU:CD1	35:BP:122:ALA:CB	2.71	0.68
36:BQ:140:TYR:CE1	36:BQ:147:VAL:HG13	2.29	0.68
36:BQ:31:PHE:HZ	36:BQ:88:PHE:CE2	2.12	0.68
43:BR:100:LEU:HD21	43:BR:113:LEU:N	2.06	0.68
37:BS:115:VAL:O	37:BS:116:PHE:C	2.31	0.68
37:BS:24:LEU:O	37:BS:27:LEU:HB3	1.94	0.68
45:BV:54:TYR:O	45:BV:55:THR:C	2.32	0.68
40:BX:58:MET:N	40:BX:59:ASP:OD2	2.27	0.68

*Continued on next page...*



*Continued from previous page...*

Atom-1	Atom-2	Interatomic distance (Å)	Clash overlap (Å)
42:BZ:163:ASP:CG	42:BZ:164:PRO:HD3	1.79	0.68
42:BZ:47:SER:O	42:BZ:49:THR:OG1	2.12	0.68
1:AA:1318:A:C5'	22:AS:10:PHE:HB3	2.22	0.68
1:AA:815:A:O2'	1:AA:1527:C:C1'	2.41	0.68
5:AB:124:SER:HB2	5:AB:125:PRO:HD2	1.75	0.68
12:AI:53:VAL:HB	12:AI:58:ARG:HH22	1.59	0.68
1:AA:247:G:P	20:AQ:99:SER:HB2	2.32	0.68
48:B0:8:GLY:O	48:B0:9:SER:C	2.32	0.68
46:B2:27:LEU:HD21	46:B2:53:ILE:HD11	1.73	0.68
49:B4:58:LYS:O	49:B4:61:LYS:N	2.09	0.68
50:B5:46:CYS:N	50:B5:49:CYS:HB2	2.09	0.68
26:BA:1131:G:N2	33:BN:69:TYR:CZ	2.62	0.68
26:BA:1799:G:H21	27:BD:153:LEU:CD1	2.06	0.68
26:BA:2195:C:C5	26:BA:2195:C:P	2.86	0.68
26:BA:2195:C:H2'	26:BA:2196:C:C4'	2.23	0.68
26:BA:2228:G:C8	26:BA:2228:G:H5''	2.21	0.68
26:BA:2246:G:H2'	26:BA:2247:A:H8	1.57	0.68
26:BA:2246:G:N3	26:BA:2426:A:C2	2.61	0.68
26:BA:245:G:OP2	35:BP:53:ARG:CZ	2.40	0.68
26:BA:2552:U:H3	26:BA:2554:U:H5'	1.58	0.68
26:BA:2603:G:C4	26:BA:2604:U:H6	2.07	0.68
26:BA:2734:A:C8	26:BA:2735:G:C8	2.81	0.68
26:BA:2828:C:N3	26:BA:2829:C:C5	2.62	0.68
26:BA:304:G:H1	26:BA:313:C:H42	1.41	0.68
26:BA:1818:U:O2	27:BD:153:LEU:HD12	1.94	0.68
27:BD:186:LYS:O	27:BD:187:CYS:C	2.32	0.68
28:BE:243:PRO:O	28:BE:244:SER:CB	2.39	0.68
28:BE:76:PRO:CB	28:BE:292:PRO:HG2	2.21	0.68
29:BF:37:ALA:HB1	29:BF:102:LEU:CB	2.16	0.68
26:BA:674:G:O3'	29:BF:69:HIS:O	2.12	0.68
55:BK:11:LEU:HD11	55:BK:28:LEU:HD11	1.74	0.68
55:BK:13:LEU:HD22	55:BK:24:VAL:CG2	2.24	0.68
33:BN:18:ILE:O	33:BN:18:ILE:HG23	1.92	0.68
35:BP:106:VAL:CG2	35:BP:122:ALA:CB	2.71	0.68
26:BA:911:A:C2	36:BQ:16:ARG:HA	2.27	0.68
43:BR:87:TYR:CE1	43:BR:94:TYR:CB	2.66	0.68
37:BS:34:LEU:C	37:BS:103:ASP:HB3	2.14	0.68
44:BU:14:HIS:NE2	44:BU:36:PHE:CZ	2.59	0.68
44:BU:70:ARG:O	44:BU:71:LEU:C	2.30	0.68
45:BV:50:ASP:O	45:BV:54:TYR:CD1	2.46	0.68
26:BA:973:A:C6	45:BV:81:ARG:NE	2.53	0.68

*Continued on next page...*



*Continued from previous page...*

Atom-1	Atom-2	Interatomic distance (Å)	Clash overlap (Å)
39:BW:4:LYS:HG2	39:BW:106:ILE:HA	1.75	0.68
40:BX:22:ASN:CA	40:BX:68:LEU:CD1	2.65	0.68
41:BY:31:LEU:HD13	41:BY:101:LEU:HB2	1.72	0.68
41:BY:43:ASN:ND2	41:BY:103:LEU:CD2	2.45	0.68
7:AD:152:SER:O	7:AD:158:ILE:HG13	1.93	0.68
46:B2:42:ASN:OD1	46:B2:42:ASN:C	2.32	0.68
49:B4:59:PHE:O	49:B4:60:ASN:C	2.32	0.68
52:B7:35:ARG:NH1	52:B7:35:ARG:HB3	2.09	0.68
26:BA:1287:A:H5'	43:BR:104:ARG:CG	2.24	0.68
26:BA:1341:U:O2'	40:BX:53:ASN:CB	2.36	0.68
26:BA:1520:U:H2'	26:BA:1521:G:H5''	1.75	0.68
26:BA:2199:A:C5	26:BA:2225:A:C2	2.81	0.68
26:BA:2261:C:H1'	26:BA:2388:A:N3	2.09	0.68
26:BA:2269:A:H2'	26:BA:2270:G:O5'	1.94	0.68
26:BA:2356:C:OP2	48:B0:21:LEU:HD21	1.94	0.68
26:BA:2246:G:H1'	26:BA:2426:A:H2	1.59	0.68
26:BA:2466:C:N4	26:BA:2467:C:N4	2.42	0.68
26:BA:2562:U:O2	26:BA:2563:U:O4'	2.12	0.68
26:BA:2771:C:C2	26:BA:2772:C:C5	2.81	0.68
26:BA:2856:C:C6	26:BA:2856:C:C3'	2.76	0.68
26:BA:2888:C:C2	26:BA:2889:C:C5	2.82	0.68
25:BB:28:C:OP2	37:BS:41:LYS:HE3	1.92	0.68
27:BD:81:GLU:O	27:BD:83:ASP:CG	2.32	0.68
28:BE:70:VAL:O	28:BE:71:THR:CG2	2.42	0.68
28:BE:87:GLU:O	28:BE:93:GLN:N	2.27	0.68
29:BF:241:ALA:O	29:BF:245:GLU:OE2	2.11	0.68
31:BH:150:VAL:HG12	31:BH:151:ARG:HG2	1.76	0.68
33:BN:63:ILE:HG21	33:BN:71:TYR:CZ	2.28	0.68
35:BP:129:ALA:C	35:BP:133:VAL:HG23	2.13	0.68
26:BA:1287:A:H5''	43:BR:104:ARG:HG3	1.75	0.68
43:BR:20:LEU:HD22	43:BR:24:GLN:HG3	1.76	0.68
37:BS:12:ARG:HD2	37:BS:20:TYR:CE1	2.23	0.68
44:BU:10:ARG:O	44:BU:11:ARG:C	2.32	0.68
44:BU:57:PHE:O	44:BU:58:ARG:C	2.30	0.68
39:BW:8:ARG:HD2	39:BW:9:TYR:CE1	2.28	0.68
39:BW:97:LYS:NZ	39:BW:99:ARG:HH12	1.89	0.68
40:BX:68:LEU:N	40:BX:68:LEU:CD2	2.53	0.68
42:BZ:74:ARG:O	42:BZ:76:ARG:N	2.27	0.68
1:AA:584:G:H1	1:AA:757:U:H3	1.40	0.68
1:AA:668:G:H5'	18:AO:48:LYS:O	1.93	0.68
1:AA:1205:U:H4'	6:AC:195:VAL:HG23	1.76	0.68

*Continued on next page...*



*Continued from previous page...*

Atom-1	Atom-2	Interatomic distance (Å)	Clash overlap (Å)
11:AH:97:VAL:HG13	11:AH:98:LYS:H	1.57	0.68
1:AA:1248:A:C2'	12:AI:70:LYS:HZ1	2.07	0.68
13:AJ:53:PRO:O	13:AJ:54:PHE:HB3	1.93	0.68
2:AV:31:A:C4'	12:AI:127:LYS:CD	2.57	0.68
48:B0:37:LEU:C	48:B0:69:PHE:CE2	2.67	0.68
48:B0:37:LEU:HD11	48:B0:71:ASN:ND2	2.09	0.68
47:B3:18:ASP:O	47:B3:21:ALA:N	2.27	0.68
47:B3:32:GLN:C	47:B3:32:GLN:CD	2.52	0.68
50:B5:6:VAL:HG13	50:B5:7:PRO:CD	2.23	0.68
52:B7:20:ALA:O	52:B7:22:MET:N	2.26	0.68
52:B7:30:ILE:CA	52:B7:33:ARG:HB2	2.23	0.68
26:BA:686:G:C8	52:B7:7:PRO:HA	2.28	0.68
53:B8:26:LYS:CE	53:B8:44:LYS:N	2.57	0.68
54:B9:25:VAL:CA	54:B9:34:GLN:HB3	2.21	0.68
26:BA:125:G:H5''	52:B7:19:ARG:CZ	2.20	0.68
26:BA:1638:C:OP1	26:BA:2711:A:H5'	1.94	0.68
26:BA:1829:A:H3'	26:BA:1830:C:H6	1.59	0.68
26:BA:2189:U:O2'	26:BA:2190:G:H8	1.76	0.68
26:BA:2543:G:O3'	26:BA:2645:G:O6	2.12	0.68
26:BA:510:C:O5'	26:BA:512:G:N1	2.27	0.68
27:BD:146:LYS:CB	27:BD:149:ARG:HG3	2.24	0.68
28:BE:201:VAL:HG22	28:BE:311:PHE:CB	2.20	0.68
28:BE:70:VAL:HB	28:BE:295:LEU:HD21	1.75	0.68
26:BA:600:G:H4'	29:BF:109:LEU:HD13	1.74	0.68
29:BF:223:LEU:CD1	29:BF:224:ALA:CA	2.70	0.68
29:BF:35:VAL:O	29:BF:36:ARG:C	2.33	0.68
29:BF:57:PRO:O	29:BF:58:ALA:CB	2.42	0.68
31:BH:101:LYS:HE2	31:BH:115:GLU:CB	2.19	0.68
31:BH:32:LEU:HD11	31:BH:34:ARG:HH21	1.58	0.68
31:BH:73:ASN:O	31:BH:74:MET:C	2.30	0.68
31:BH:94:ARG:HB3	31:BH:127:GLN:NE2	2.09	0.68
33:BN:77:GLY:CA	33:BN:80:LYS:HG2	2.23	0.68
37:BS:13:ARG:O	37:BS:13:ARG:HG2	1.90	0.68
37:BS:35:VAL:N	37:BS:103:ASP:CB	2.56	0.68
44:BU:34:ASN:O	44:BU:35:ALA:O	2.11	0.68
44:BU:36:PHE:H	44:BU:36:PHE:HD1	1.41	0.68
39:BW:26:GLY:HA2	39:BW:71:VAL:O	1.94	0.68
42:BZ:149:ALA:HB1	42:BZ:164:PRO:HA	1.75	0.68
42:BZ:5:ALA:C	42:BZ:33:ALA:HB2	2.12	0.68
1:AA:977:A:N3	1:AA:1223:C:C5	2.62	0.68
1:AA:43:C:OP1	19:AP:12:LYS:HB3	1.94	0.68

*Continued on next page...*



*Continued from previous page...*

Atom-1	Atom-2	Interatomic distance (Å)	Clash overlap (Å)
8:AE:103:GLY:O	8:AE:107:ARG:HB2	1.94	0.68
11:AH:23:SER:HB2	11:AH:60:ARG:HD2	1.76	0.68
26:BA:545(A):A:C8	26:BA:1546:C:C2	2.81	0.68
26:BA:729:G:N2	26:BA:1775:U:C6	2.62	0.68
26:BA:2099:U:H3	26:BA:2190:G:H1	1.42	0.68
26:BA:2191:G:N2	26:BA:2192:G:H1'	2.09	0.68
26:BA:2282:G:C5'	26:BA:2283:C:O5'	2.42	0.68
26:BA:2283:C:C4	26:BA:2284:C:H1'	2.29	0.68
26:BA:2298:A:C1'	26:BA:2321:G:H22	2.07	0.68
26:BA:2520:C:C5	26:BA:2567:G:C5	2.82	0.68
26:BA:2526:G:C2	26:BA:2527:C:C6	2.82	0.68
26:BA:2886:G:H21	26:BA:2887:U:C1'	2.06	0.68
27:BD:70:LYS:HG3	27:BD:70:LYS:O	1.92	0.68
29:BF:168:ARG:HH22	29:BF:209:GLY:HA2	1.55	0.68
29:BF:57:PRO:O	29:BF:58:ALA:HB3	1.94	0.68
26:BA:2303:G:C5'	30:BG:99:ASP:CG	2.56	0.68
31:BH:120:LEU:HB3	31:BH:143:LEU:CD1	2.23	0.68
32:BI:131:VAL:O	32:BI:138:THR:HB	1.94	0.68
32:BI:6:LEU:HB3	32:BI:35:LEU:C	2.13	0.68
33:BN:103:VAL:C	33:BN:104:TYR:CG	2.68	0.68
34:BO:103:ALA:O	34:BO:104:ARG:C	2.31	0.68
34:BO:20:LEU:HG	34:BO:44:LYS:CG	2.23	0.68
34:BO:8:LEU:HD23	34:BO:8:LEU:H	1.57	0.68
34:BO:99:PHE:CD2	38:BT:24:LYS:HE3	2.24	0.68
25:BB:37:C:O2	37:BS:111:PRO:HG2	1.93	0.68
37:BS:33:ARG:HB3	37:BS:35:VAL:HG23	1.74	0.68
37:BS:81:ALA:O	37:BS:82:TYR:C	2.33	0.68
39:BW:100:THR:O	39:BW:101:SER:OG	2.11	0.68
39:BW:43:GLY:O	39:BW:44:ALA:C	2.29	0.68
41:BY:101:LEU:HD11	41:BY:112:LEU:HD12	1.73	0.68
42:BZ:79:ILE:O	42:BZ:80:HIS:CB	2.42	0.68
1:AA:949:A:H4'	1:AA:1364:U:H3	1.58	0.67
1:AA:1289:A:H2	1:AA:1372:U:H4'	1.59	0.67
1:AA:1329:A:OP1	16:AM:26:GLY:C	2.32	0.67
2:AV:75:C:OP1	26:BA:2602:A:H5'	1.93	0.67
48:B0:46:LYS:NZ	48:B0:81:ILE:HD11	2.07	0.67
46:B2:54:ALA:HB3	46:B2:55:ARG:HD2	1.75	0.67
26:BA:2020:A:N7	50:B5:9:LYS:CD	2.57	0.67
26:BA:990:A:N6	26:BA:1186:G:N3	2.42	0.67
26:BA:1400:G:H2'	26:BA:1401:G:C8	2.29	0.67
26:BA:148:C:N3	26:BA:149:A:C6	2.63	0.67

*Continued on next page...*



*Continued from previous page...*

Atom-1	Atom-2	Interatomic distance (Å)	Clash overlap (Å)
26:BA:2227:A:N1	26:BA:2228:G:O6	2.21	0.67
26:BA:2235:G:N3	26:BA:2236:C:C6	2.63	0.67
26:BA:2322:A:C5	26:BA:2323:G:N7	2.59	0.67
26:BA:2526:G:C4	26:BA:2527:C:H6	2.12	0.67
26:BA:2555:U:O2'	26:BA:2556:C:C5'	2.41	0.67
26:BA:2648:C:H2'	26:BA:2649:U:C5'	2.24	0.67
26:BA:2730:C:H2'	26:BA:2731:G:C8	2.29	0.67
26:BA:2747:G:C2'	26:BA:2748:A:H5''	2.24	0.67
26:BA:988:A:OP1	47:B3:11:SER:HB2	1.94	0.67
28:BE:104:PHE:HB3	28:BE:108:LEU:HD12	1.76	0.67
26:BA:2822:G:P	28:BE:258:TYR:HE2	2.16	0.67
28:BE:198:TYR:CE2	28:BE:265:ASN:C	2.68	0.67
29:BF:114:ALA:O	29:BF:117:ALA:N	2.27	0.67
29:BF:34:ALA:O	29:BF:35:VAL:C	2.32	0.67
55:BK:79:LEU:HD21	55:BK:137:ILE:HD13	1.72	0.67
33:BN:45:VAL:N	33:BN:132:LEU:HD22	2.05	0.67
26:BA:6:A:O2'	33:BN:6:PHE:CD2	2.32	0.67
34:BO:110:ASP:O	34:BO:111:PHE:CD2	2.44	0.67
35:BP:94:ARG:CD	35:BP:120:LEU:HB2	2.23	0.67
35:BP:131:GLU:O	35:BP:134:GLU:N	2.27	0.67
36:BQ:72:VAL:HG21	36:BQ:135:ALA:CB	2.24	0.67
43:BR:20:LEU:HD12	43:BR:21:TYR:CG	2.27	0.67
38:BT:15:PRO:C	38:BT:17:THR:H	1.97	0.67
44:BU:92:ARG:HA	44:BU:95:LEU:HD11	0.69	0.67
45:BV:31:ASP:O	45:BV:63:HIS:CB	2.35	0.67
39:BW:6:ILE:O	39:BW:7:ALA:CB	2.42	0.67
40:BX:17:ASP:HA	40:BX:20:PHE:CZ	2.29	0.67
41:BY:3:GLN:HB2	41:BY:6:LYS:HD2	1.76	0.67
42:BZ:106:GLY:H	42:BZ:141:MET:HG2	1.59	0.67
42:BZ:154:LEU:CD1	42:BZ:160:LEU:CD1	2.72	0.67
42:BZ:19:ILE:CB	42:BZ:39:PHE:HE1	2.05	0.67
1:AA:20:U:C2	1:AA:916:G:C2	2.82	0.67
1:AA:946:A:H61	1:AA:1235:U:H3	1.41	0.67
1:AA:958:A:C1'	22:AS:55:LYS:HD2	2.24	0.67
46:B2:13:PRO:HD3	46:B2:16:ARG:HH12	1.59	0.67
26:BA:111:A:C4'	46:B2:62:GLU:OE2	2.41	0.67
46:B2:7:GLU:CD	46:B2:8:ILE:H	1.97	0.67
47:B3:3:ARG:HA	47:B3:37:LEU:O	1.94	0.67
53:B8:13:ARG:HB3	53:B8:24:ALA:CB	2.24	0.67
26:BA:1239:G:HO2'	26:BA:1240:U:H6	1.42	0.67
26:BA:1462:C:C4'	26:BA:2703:C:H5'	2.22	0.67

*Continued on next page...*



*Continued from previous page...*

Atom-1	Atom-2	Interatomic distance (Å)	Clash overlap (Å)
26:BA:2219:G:O2'	26:BA:2224:G:O5'	2.02	0.67
26:BA:2262:U:H6	48:B0:14:ARG:NH2	1.81	0.67
26:BA:2508:G:C2'	26:BA:2509:G:C5'	2.71	0.67
26:BA:2633:G:O2'	26:BA:2634:G:C5'	2.42	0.67
26:BA:2689:U:N1	26:BA:2713:A:N1	2.42	0.67
26:BA:2771:C:O2	26:BA:2772:C:C6	2.47	0.67
26:BA:2779:U:H4'	26:BA:2781:A:N7	2.08	0.67
26:BA:2842:G:N2	26:BA:2876:G:N3	2.40	0.67
26:BA:444:C:OP2	44:BU:2:PRO:HG3	1.94	0.67
26:BA:449:A:OP2	29:BF:85:LYS:HB3	1.93	0.67
26:BA:668:G:H2'	26:BA:670:A:H62	1.58	0.67
26:BA:911:A:C5	36:BQ:16:ARG:CD	2.73	0.67
26:BA:979:G:H3'	26:BA:980:A:H5'	1.75	0.67
29:BF:103:ASN:HB3	29:BF:106:GLU:HG3	1.76	0.67
31:BH:102:LEU:HD12	31:BH:104:LEU:CD1	2.23	0.67
31:BH:17:THR:HB	31:BH:24:THR:HG1	1.59	0.67
32:BI:115:ILE:CG2	32:BI:131:VAL:HG22	2.21	0.67
55:BK:32:GLY:O	55:BK:33:VAL:HG23	1.94	0.67
55:BK:79:LEU:HD23	55:BK:79:LEU:C	2.14	0.67
55:BK:80:LYS:HG3	55:BK:85:ILE:HG23	1.77	0.67
33:BN:79:PHE:HD1	33:BN:79:PHE:H	1.40	0.67
34:BO:11:ALA:CB	34:BO:99:PHE:HB3	2.23	0.67
34:BO:101:PRO:HB3	34:BO:122:ILE:HD11	1.75	0.67
34:BO:77:ILE:CD1	34:BO:79:PHE:CE2	2.56	0.67
35:BP:120:LEU:HD13	35:BP:121:ILE:N	2.09	0.67
36:BQ:48:ASN:OD1	36:BQ:121:ASP:HB2	1.91	0.67
36:BQ:34:GLY:N	36:BQ:83:PHE:HB2	2.09	0.67
43:BR:45:ARG:HG2	43:BR:46:GLY:N	2.08	0.67
37:BS:32:PRO:HG3	37:BS:100:ALA:HB2	1.76	0.67
37:BS:56:ASP:C	37:BS:57:THR:HG23	2.14	0.67
26:BA:2319:G:H4'	37:BS:9:PRO:N	2.09	0.67
44:BU:105:ALA:O	44:BU:108:ALA:CB	2.39	0.67
39:BW:66:GLU:CD	39:BW:67:ASP:H	1.97	0.67
26:BA:1261:C:OP1	39:BW:97:LYS:NZ	2.27	0.67
40:BX:5:ILE:HG13	40:BX:40:ALA:HB1	1.76	0.67
42:BZ:130:ILE:CD1	42:BZ:130:ILE:C	2.62	0.67
5:AB:239:VAL:HG12	5:AB:240:GLN:H	1.60	0.67
1:AA:1194:U:H4'	8:AE:22:GLY:O	1.94	0.67
1:AA:539:A:OP1	15:AL:114:LYS:HE2	1.94	0.67
46:B2:13:PRO:CD	46:B2:16:ARG:HH11	2.07	0.67
50:B5:28:PRO:HB2	50:B5:30:LEU:HG	1.75	0.67

*Continued on next page...*



*Continued from previous page...*

Atom-1	Atom-2	Interatomic distance (Å)	Clash overlap (Å)
51:B6:39:LYS:O	51:B6:40:TYR:HD1	1.77	0.67
54:B9:10:MET:CA	54:B9:10:MET:CE	2.73	0.67
26:BA:2742:C:OP1	54:B9:35:ARG:HD3	1.94	0.67
26:BA:1034:G:C5'	54:B9:18:ARG:NH2	2.57	0.67
26:BA:126:A:P	52:B7:44:VAL:CG1	2.82	0.67
26:BA:1339:G:H5'	40:BX:13:LYS:NZ	2.08	0.67
26:BA:1498:C:H6	26:BA:1576:U:HO2'	1.42	0.67
26:BA:2206:C:O2'	26:BA:2207:C:O4'	2.11	0.67
26:BA:2235:G:C5	26:BA:2236:C:C5	2.82	0.67
26:BA:2395:C:H5''	49:B4:28:ARG:NH1	2.09	0.67
26:BA:2423:U:H1'	26:BA:2425:A:N9	2.10	0.67
26:BA:960:A:H2	26:BA:2495:G:H21	1.40	0.67
26:BA:2528:U:O2	26:BA:2536:G:C2	2.48	0.67
26:BA:2622:C:H5'	28:BE:255:GLN:OE1	1.93	0.67
26:BA:2739:U:C6	26:BA:2739:U:C3'	2.73	0.67
26:BA:2742:C:OP1	54:B9:35:ARG:CZ	2.42	0.67
26:BA:2757:A:H2'	26:BA:2758:A:H8	1.60	0.67
25:BB:56:G:H4'	25:BB:57:A:C5'	2.23	0.67
27:BD:213:LYS:CA	27:BD:215:LYS:H	2.06	0.67
27:BD:74:PRO:CD	27:BD:96:ALA:CB	2.64	0.67
28:BE:190:ASN:C	28:BE:192:ILE:C	2.52	0.67
28:BE:222:ARG:CG	28:BE:232:ARG:CA	2.69	0.67
26:BA:321:G:C1'	29:BF:206:ASN:HD22	2.03	0.67
30:BG:101:THR:O	30:BG:102:GLY:C	2.32	0.67
30:BG:71:ALA:O	30:BG:72:LYS:CE	2.42	0.67
30:BG:93:LEU:HD22	30:BG:97:GLN:CD	2.14	0.67
55:BK:112:LYS:O	55:BK:114:PRO:N	2.27	0.67
26:BA:142(A):A:C3'	33:BN:21:ARG:NH2	2.57	0.67
35:BP:113:GLN:C	35:BP:114:VAL:O	2.32	0.67
35:BP:75:LEU:C	35:BP:75:LEU:HD23	2.13	0.67
35:BP:92:ASP:HB3	35:BP:118:LEU:HB3	1.76	0.67
36:BQ:91:HIS:O	36:BQ:111:THR:HA	1.95	0.67
43:BR:44:LEU:CD1	43:BR:48:VAL:CG2	2.30	0.67
43:BR:55:ALA:HB1	43:BR:80:PHE:HA	1.76	0.67
37:BS:9:PRO:CG	37:BS:14:ARG:HB3	2.23	0.67
26:BA:446:G:H5'	44:BU:5:LYS:CE	2.24	0.67
45:BV:67:LYS:CD	45:BV:70:TYR:CE1	2.77	0.67
45:BV:72:ARG:N	45:BV:88:GLN:CG	2.56	0.67
39:BW:55:ALA:HA	39:BW:107:LEU:HD13	1.75	0.67
41:BY:103:LEU:HD22	41:BY:112:LEU:HD23	1.71	0.67
42:BZ:129:ARG:CA	42:BZ:129:ARG:HE	1.93	0.67

*Continued on next page...*



*Continued from previous page...*

Atom-1	Atom-2	Interatomic distance (Å)	Clash overlap (Å)
42:BZ:148:THR:HG22	42:BZ:168:VAL:H	1.58	0.67
5:AB:61:LEU:HA	5:AB:64:ARG:HD2	1.77	0.67
1:AA:426:G:C2'	7:AD:42:GLN:HA	2.24	0.67
1:AA:1269:A:H5'	24:AU:19:GLY:C	2.14	0.67
50:B5:51:TYR:O	50:B5:52:TYR:CB	2.40	0.67
26:BA:650:C:C5'	53:B8:19:THR:CG2	2.72	0.67
26:BA:1005:C:H2'	26:BA:1006:C:H6	1.60	0.67
26:BA:1056:G:O6	26:BA:1101:U:C3'	2.36	0.67
26:BA:1071:G:C1'	26:BA:1090:U:OP1	2.41	0.67
26:BA:1273:U:H4'	26:BA:1275:A:OP2	1.93	0.67
26:BA:2048:G:C6	26:BA:2620:C:N4	2.62	0.67
26:BA:2376:A:H62	37:BS:109:PRO:CG	2.07	0.67
26:BA:2283:C:H1'	26:BA:2389:G:H21	1.59	0.67
26:BA:2396:G:P	49:B4:28:ARG:HH11	2.18	0.67
26:BA:2422:A:H5''	26:BA:2423:U:OP1	1.94	0.67
26:BA:2426:A:OP1	26:BA:2426:A:H8	1.77	0.67
26:BA:1128:A:C5	26:BA:2518:A:N6	2.62	0.67
26:BA:2543:G:HO2'	26:BA:2544:G:H5'	1.54	0.67
26:BA:25:U:C5'	39:BW:80:PRO:HD2	2.10	0.67
26:BA:2647:U:H3	26:BA:2673:G:H1	1.41	0.67
26:BA:2865:U:C5	26:BA:2866:U:C6	2.82	0.67
26:BA:557:U:H4'	33:BN:92:GLN:HE21	1.28	0.67
25:BB:76:G:O3'	42:BZ:80:HIS:CD2	2.48	0.67
28:BE:102:ASP:C	28:BE:103:GLU:HG3	2.15	0.67
29:BF:138:VAL:O	29:BF:139:VAL:HB	1.94	0.67
31:BH:130:ILE:CG2	31:BH:131:ILE:N	2.57	0.67
31:BH:168:VAL:CG1	31:BH:169:ARG:H	1.91	0.67
32:BI:84:GLY:N	32:BI:147:GLU:OE2	2.28	0.67
32:BI:68:LEU:CD2	32:BI:108:LEU:HD11	2.15	0.67
55:BK:69:ILE:HG22	55:BK:70:ILE:N	2.09	0.67
55:BK:93:LYS:N	55:BK:96:ILE:HG13	2.09	0.67
36:BQ:130:PRO:C	36:BQ:132:VAL:N	2.47	0.67
36:BQ:69:ASN:ND2	36:BQ:70:ARG:CA	2.58	0.67
36:BQ:33:MET:HG3	36:BQ:83:PHE:CB	2.25	0.67
43:BR:87:TYR:HD1	43:BR:94:TYR:CG	2.13	0.67
43:BR:52:ILE:HD13	43:BR:94:TYR:CB	2.25	0.67
44:BU:33:ARG:HB2	44:BU:33:ARG:CZ	2.24	0.67
44:BU:43:ALA:HA	44:BU:46:GLU:OE2	1.95	0.67
45:BV:12:TYR:CG	45:BV:13:ARG:N	2.58	0.67
42:BZ:5:ALA:CB	42:BZ:33:ALA:HA	2.19	0.67
1:AA:60:A:N1	1:AA:107:G:N3	2.42	0.67

*Continued on next page...*



*Continued from previous page...*

Atom-1	Atom-2	Interatomic distance (Å)	Clash overlap (Å)
1:AA:760:G:N1	20:AQ:104:LYS:O	2.27	0.67
20:AQ:22:LEU:HD13	20:AQ:39:SER:OG	1.94	0.67
47:B3:39:ASP:CG	47:B3:40:THR:H	1.96	0.67
49:B4:5:LEU:CD2	49:B4:9:ALA:HA	2.24	0.67
52:B7:30:ILE:CA	52:B7:33:ARG:CB	2.72	0.67
26:BA:687:C:H5''	52:B7:4:THR:HG22	1.76	0.67
26:BA:1212:G:O2'	26:BA:1213:A:C8	2.46	0.67
26:BA:2311:A:C2	30:BG:53:LYS:NZ	2.63	0.67
26:BA:2330:G:N1	26:BA:2331:G:N3	2.41	0.67
26:BA:2339:G:N3	26:BA:2340:G:C8	2.62	0.67
26:BA:256:A:H2'	26:BA:257:A:C8	2.29	0.67
26:BA:2711:A:OP2	26:BA:2712:U:O3'	2.03	0.67
26:BA:2837:G:N1	26:BA:2882:A:C6	2.62	0.67
26:BA:380:U:H4'	49:B4:15:ILE:O	1.94	0.67
26:BA:459:U:OP1	52:B7:40:HIS:CA	2.41	0.67
26:BA:54:G:C1'	52:B7:35:ARG:HH22	2.07	0.67
26:BA:995:C:C1'	44:BU:57:PHE:CE2	2.76	0.67
25:BB:42:C:O2'	30:BG:47:GLN:CA	2.37	0.67
27:BD:109:LEU:HD13	27:BD:115:ILE:HG12	1.75	0.67
27:BD:121:ALA:O	27:BD:122:ASP:CB	2.43	0.67
27:BD:130:PRO:HA	27:BD:188:ARG:HG2	1.76	0.67
29:BF:39:GLN:O	29:BF:40:ALA:C	2.33	0.67
29:BF:85:LYS:N	29:BF:85:LYS:CD	2.42	0.67
30:BG:19:GLU:HB2	30:BG:135:VAL:CG1	2.24	0.67
26:BA:2317:C:H5''	30:BG:150:SER:CA	2.20	0.67
34:BO:10:VAL:HG12	34:BO:12:ASP:O	1.94	0.67
36:BQ:86:ARG:HH21	36:BQ:123:ILE:HD12	1.59	0.67
43:BR:72:ASP:O	43:BR:76:VAL:HG21	1.91	0.67
37:BS:28:LYS:CB	37:BS:28:LYS:NZ	2.56	0.67
45:BV:5:ILE:HD12	45:BV:12:TYR:CE1	2.29	0.67
45:BV:35:LEU:HG	45:BV:63:HIS:NE2	2.10	0.67
39:BW:69:LEU:N	39:BW:69:LEU:CD2	2.50	0.67
40:BX:16:ASN:HB2	40:BX:20:PHE:HE2	1.59	0.67
42:BZ:37:LYS:CA	42:BZ:41:ARG:NH1	2.57	0.67
1:AA:1210:C:H4'	1:AA:1214:C:H42	1.60	0.67
1:AA:32:A:H2'	1:AA:33:A:H8	1.60	0.67
48:B0:19:LYS:O	48:B0:35:ASN:O	2.13	0.67
51:B6:32:GLN:HA	51:B6:35:LEU:CD1	2.23	0.67
26:BA:1955:U:H2'	26:BA:1955:U:O2	1.94	0.67
26:BA:2007:C:H4'	26:BA:2824:C:O2'	1.94	0.67
26:BA:2044:C:N3	26:BA:2624:G:C2	2.62	0.67

*Continued on next page...*



*Continued from previous page...*

Atom-1	Atom-2	Interatomic distance (Å)	Clash overlap (Å)
26:BA:2313:C:C5'	30:BG:72:LYS:CG	2.17	0.67
26:BA:2317:C:H2'	26:BA:2318:G:H8	1.59	0.67
26:BA:1782:C:N3	26:BA:2609:U:C5	2.62	0.67
26:BA:2660:A:H8	26:BA:2660:A:O5'	1.78	0.67
26:BA:2742:C:O2	26:BA:2742:C:H2'	1.95	0.67
26:BA:2785:C:C6	26:BA:2786:U:C5	2.83	0.67
27:BD:181:ARG:HH11	27:BD:181:ARG:HB3	1.55	0.67
27:BD:211:HIS:O	27:BD:213:LYS:N	2.27	0.67
27:BD:70:LYS:NZ	27:BD:70:LYS:HB3	2.09	0.67
29:BF:59:GLU:O	29:BF:60:SER:C	2.32	0.67
31:BH:101:LYS:HB2	31:BH:113:GLU:CD	2.14	0.67
31:BH:10:ILE:CD1	31:BH:48:VAL:O	2.41	0.67
31:BH:60:HIS:HA	31:BH:63:LEU:CB	2.23	0.67
37:BS:104:ILE:HG22	37:BS:104:ILE:O	1.94	0.67
38:BT:44:ARG:CG	38:BT:45:GLU:H	2.08	0.67
38:BT:8:TYR:O	38:BT:10:GLY:N	2.28	0.67
45:BV:39:PHE:CZ	45:BV:42:GLY:HA2	2.30	0.67
39:BW:20:VAL:HG11	39:BW:47:VAL:HG21	0.69	0.67
40:BX:7:HIS:CB	40:BX:8:PRO:CD	2.71	0.67
41:BY:58:GLU:H	41:BY:97:ARG:HH12	1.43	0.67
1:AA:1085:U:O4'	1:AA:1094:G:C6	2.47	0.67
1:AA:436:C:H2'	1:AA:437:U:C1'	2.24	0.67
1:AA:546:G:O2'	1:AA:548:G:O2'	2.10	0.67
3:AW:44:A:C2'	3:AW:45:G:H5'	2.25	0.67
48:B0:39:ARG:CG	48:B0:69:PHE:CE1	2.65	0.67
26:BA:1274:A:N3	26:BA:1297:C:H1'	2.08	0.67
26:BA:135:G:H1	26:BA:144:C:N4	1.91	0.67
26:BA:1800:C:C6	26:BA:1800:C:H3'	2.30	0.67
26:BA:1853:A:H2'	26:BA:1854:A:C8	2.30	0.67
26:BA:2043:C:P	26:BA:2779:U:O4	2.52	0.67
26:BA:2208:U:O2'	26:BA:2209:C:H5'	1.93	0.67
26:BA:2228:G:C8	26:BA:2229:C:H6	2.03	0.67
26:BA:2357:U:O2'	26:BA:2358:G:H5''	1.95	0.67
26:BA:2349:G:C6	26:BA:2369:A:N1	2.62	0.67
26:BA:2450:A:H5''	26:BA:2497:A:H61	1.48	0.67
26:BA:2470:G:N1	26:BA:2471:C:C5	2.51	0.67
26:BA:2520:C:C6	26:BA:2567:G:H1'	2.29	0.67
26:BA:2595:G:H1'	26:BA:2599:G:N2	2.05	0.67
26:BA:2712:U:H5''	26:BA:2714:G:C5'	2.24	0.67
26:BA:650:C:O2	26:BA:650:C:H2'	1.94	0.67
26:BA:674:G:H4'	29:BF:69:HIS:HA	1.76	0.67

*Continued on next page...*



*Continued from previous page...*

Atom-1	Atom-2	Interatomic distance (Å)	Clash overlap (Å)
27:BD:103:ILE:CD1	27:BD:104:ILE:CD1	2.47	0.67
27:BD:75:GLY:N	27:BD:115:ILE:O	2.27	0.67
27:BD:188:ARG:O	27:BD:189:ALA:CB	2.42	0.67
28:BE:80:ALA:N	28:BE:187:HIS:NE2	2.42	0.67
29:BF:32:GLY:C	29:BF:35:VAL:CG2	2.44	0.67
31:BH:67:THR:HA	31:BH:70:LEU:HB2	1.75	0.67
31:BH:75:VAL:O	31:BH:76:GLU:C	2.31	0.67
32:BI:94:THR:CG2	32:BI:97:GLN:HG3	2.25	0.67
55:BK:90:SER:C	55:BK:91:GLU:HG3	2.11	0.67
35:BP:128:GLY:O	35:BP:129:ALA:C	2.33	0.67
36:BQ:91:HIS:C	36:BQ:92:VAL:HG13	2.15	0.67
36:BQ:11:LYS:HD2	36:BQ:91:HIS:HD2	1.57	0.67
43:BR:22:ARG:CG	43:BR:26:LYS:CE	2.72	0.67
44:BU:111:ASP:OD1	44:BU:111:ASP:N	2.26	0.67
26:BA:1162:G:O2'	45:BV:23:GLU:OE1	2.11	0.67
42:BZ:116:VAL:CG2	42:BZ:169:VAL:HG22	2.16	0.67
1:AA:116:A:C2	1:AA:314:C:O4'	2.48	0.67
1:AA:462:G:H21	19:AP:82:GLN:NE2	1.91	0.67
1:AA:759:A:H8	1:AA:759:A:H5'	1.60	0.67
48:B0:37:LEU:N	48:B0:68:VAL:CG1	2.36	0.67
48:B0:67:VAL:HG12	48:B0:74:LYS:HG2	1.69	0.67
46:B2:56:ILE:O	46:B2:59:ILE:CG2	2.41	0.67
26:BA:1085:A:H1'	26:BA:1086:A:H4'	1.77	0.67
26:BA:1252:G:C8	26:BA:1253:A:H1'	2.30	0.67
26:BA:2215:G:C4	26:BA:2216:G:N7	2.62	0.67
26:BA:2217:G:O2'	26:BA:2218:G:C5'	2.38	0.67
26:BA:2234:G:C2	26:BA:2235:G:N9	2.63	0.67
26:BA:2075:U:C4	26:BA:2238:G:C6	2.83	0.67
26:BA:2246:G:H2'	26:BA:2247:A:H5'	1.74	0.67
26:BA:2248:C:O2	26:BA:2248:C:C2'	2.43	0.67
26:BA:2266:A:C2	26:BA:2272:U:C2	2.83	0.67
26:BA:2410:G:C2	26:BA:2411:A:C8	2.83	0.67
26:BA:2523:G:C2	26:BA:2541:A:C2	2.82	0.67
26:BA:2520:C:N4	26:BA:2567:G:C5	2.63	0.67
26:BA:2648:C:N4	26:BA:2649:U:O4	2.27	0.67
26:BA:2652:C:H2'	26:BA:2653:U:O4'	1.95	0.67
26:BA:97:C:H2'	26:BA:98:G:O4'	1.94	0.67
27:BD:131:LEU:CG	27:BD:187:CYS:HB2	2.23	0.67
27:BD:208:GLY:O	27:BD:210:LYS:CG	2.42	0.67
27:BD:208:GLY:O	27:BD:209:ASN:C	2.33	0.67
28:BE:197:GLU:O	28:BE:267:ARG:HA	1.94	0.67

*Continued on next page...*



*Continued from previous page...*

Atom-1	Atom-2	Interatomic distance (Å)	Clash overlap (Å)
28:BE:269:ILE:HG23	28:BE:297:LYS:HZ1	1.56	0.67
28:BE:44:TYR:CD1	28:BE:308:VAL:CA	2.64	0.67
28:BE:70:VAL:CG1	28:BE:296:VAL:HB	2.25	0.67
29:BF:48:SER:H	29:BF:92:PRO:CG	1.82	0.67
29:BF:58:ALA:HB2	29:BF:79:ARG:HB2	1.77	0.67
25:BB:42:C:O2	30:BG:74:THR:OG1	2.13	0.67
30:BG:95:THR:HG22	30:BG:96:SER:N	2.09	0.67
31:BH:148:ARG:HH12	31:BH:164:GLU:N	1.92	0.67
31:BH:23:VAL:CG1	31:BH:74:MET:SD	2.83	0.67
31:BH:67:THR:O	31:BH:70:LEU:HB3	1.95	0.67
32:BI:119:ASP:CG	32:BI:120:ALA:N	2.47	0.67
32:BI:77:VAL:HG12	32:BI:77:VAL:O	1.93	0.67
26:BA:1062:G:C4	55:BK:134:SER:OG	2.45	0.67
34:BO:25:LEU:CD1	34:BO:38:VAL:O	2.43	0.67
34:BO:66:LYS:NZ	34:BO:67:ARG:NE	2.43	0.67
44:BU:104:GLU:O	44:BU:105:ALA:C	2.33	0.67
45:BV:4:ILE:CD1	45:BV:13:ARG:HD3	2.23	0.67
41:BY:41:ARG:HB2	41:BY:112:LEU:CA	2.13	0.67
26:BA:85:G:OP1	41:BY:65:VAL:HG11	1.95	0.67
41:BY:74:VAL:O	41:BY:75:GLU:C	2.32	0.67
42:BZ:38:ALA:O	42:BZ:39:PHE:C	2.33	0.67
42:BZ:92:VAL:CA	42:BZ:124:ALA:CB	2.71	0.67
1:AA:1320:C:O2	22:AS:72:GLY:O	2.13	0.67
1:AA:1320:C:O4'	22:AS:73:GLU:CG	2.43	0.67
2:AV:69:U:H2'	2:AV:70:C:H6	1.59	0.67
48:B0:18:PRO:HB2	48:B0:36:ILE:HD13	1.77	0.67
48:B0:29:GLU:HA	48:B0:62:LEU:HD22	1.77	0.67
50:B5:23:HIS:O	50:B5:24:ALA:HB2	1.93	0.67
26:BA:1152:C:H5''	44:BU:80:ILE:HG22	1.74	0.67
26:BA:1184:G:OP1	47:B3:29:ARG:HB3	1.95	0.67
26:BA:1429:G:H2'	26:BA:1430:C:C6	2.30	0.67
26:BA:1441:G:H4'	26:BA:1628:G:OP1	1.93	0.67
26:BA:2230:G:O2'	26:BA:2231:C:H5'	1.94	0.67
26:BA:2410:G:C4	26:BA:2411:A:C5	2.82	0.67
26:BA:2430:A:C2'	26:BA:2431:U:C5'	2.72	0.67
26:BA:2528:U:H3'	26:BA:2528:U:H6	1.60	0.67
26:BA:2517:C:C4	26:BA:2542:A:N6	2.63	0.67
26:BA:2543:G:H2'	26:BA:2544:G:H8	0.82	0.67
26:BA:2561:A:N6	26:BA:2562:U:C5	2.63	0.67
26:BA:2765:A:H2'	26:BA:2765:A:N3	2.08	0.67
27:BD:210:LYS:O	27:BD:211:HIS:C	2.31	0.67

*Continued on next page...*



*Continued from previous page...*

Atom-1	Atom-2	Interatomic distance (Å)	Clash overlap (Å)
29:BF:201:SER:HB2	29:BF:204:ALA:HB3	1.76	0.67
29:BF:32:GLY:O	29:BF:33:LYS:C	2.31	0.67
26:BA:1062:G:H4'	55:BK:76:SER:OG	1.94	0.67
36:BQ:133:GLU:CG	36:BQ:134:PHE:N	2.57	0.67
36:BQ:28:ILE:CG2	36:BQ:29:ALA:H	1.99	0.67
37:BS:47:LEU:H	37:BS:57:THR:HG22	1.60	0.67
37:BS:64:SER:O	37:BS:65:ASP:C	2.33	0.67
44:BU:27:SER:CB	44:BU:31:GLN:NE2	2.56	0.67
44:BU:31:GLN:O	44:BU:33:ARG:O	1.96	0.67
45:BV:38:LEU:N	45:BV:38:LEU:HD23	2.09	0.67
42:BZ:120:LEU:C	42:BZ:121:GLN:HG3	2.14	0.67
42:BZ:14:LEU:HD21	42:BZ:79:ILE:CG2	2.23	0.67
42:BZ:37:LYS:CA	42:BZ:40:ASP:OD1	2.42	0.67
1:AA:950:U:H3	1:AA:1231:G:H1	1.42	0.67
1:AA:1260:C:H1'	1:AA:1283:G:O2'	1.95	0.67
1:AA:1260:C:C4'	1:AA:1284:C:H5'	2.11	0.67
1:AA:1498:U:H1'	1:AA:1499:A:C8	2.30	0.67
1:AA:953:G:O3'	16:AM:124:PRO:O	2.13	0.67
7:AD:88:VAL:HG13	8:AE:97:GLY:HA3	1.77	0.67
1:AA:1328:C:OP1	16:AM:28:ALA:CB	2.43	0.67
25:BB:83:G:H4'	47:B3:52:HIS:CD2	2.30	0.67
49:B4:23:GLU:CD	49:B4:29:PRO:HB3	2.15	0.67
51:B6:24:THR:O	51:B6:25:THR:HG22	1.94	0.67
26:BA:1789:A:O3'	27:BD:224:VAL:CG1	2.39	0.67
26:BA:2234:G:C2	26:BA:2235:G:C4	2.83	0.67
26:BA:2289:G:N1	26:BA:2290:G:C5	2.63	0.67
26:BA:2317:C:C5'	30:BG:150:SER:HB3	2.25	0.67
26:BA:2354:G:N3	48:B0:32:LYS:HG3	2.09	0.67
26:BA:2485:G:H5''	36:BQ:144:THR:HG21	1.72	0.67
26:BA:2519:U:P	26:BA:2519:U:H3'	2.34	0.67
26:BA:2491:U:H4'	26:BA:2570:G:OP1	1.95	0.67
26:BA:2608:G:H8	26:BA:2608:G:H3'	1.60	0.67
26:BA:2689:U:C6	26:BA:2713:A:N6	2.63	0.67
26:BA:2771:C:H5'	28:BE:316:ARG:HD2	0.78	0.67
26:BA:2814:C:H2'	26:BA:2815:C:C5	2.30	0.67
26:BA:484:C:H2'	26:BA:485:C:H6	1.60	0.67
25:BB:45:A:H1'	30:BG:76:ARG:HH12	1.58	0.67
27:BD:175:LEU:HD21	27:BD:180:VAL:HA	0.67	0.67
26:BA:1791:A:O2'	27:BD:204:PHE:O	2.12	0.67
26:BA:1566:A:C2	27:BD:212:HIS:CB	2.78	0.67
27:BD:213:LYS:CB	27:BD:215:LYS:O	2.43	0.67

*Continued on next page...*



*Continued from previous page...*

Atom-1	Atom-2	Interatomic distance (Å)	Clash overlap (Å)
28:BE:48:MET:C	28:BE:49:THR:HG23	2.15	0.67
30:BG:57:THR:O	30:BG:63:ILE:HB	1.94	0.67
31:BH:14:VAL:HG12	31:BH:16:VAL:CG2	2.25	0.67
32:BI:13:GLY:CA	32:BI:15:LYS:CD	2.72	0.67
32:BI:29:PHE:CD1	32:BI:29:PHE:N	2.62	0.67
32:BI:95:SER:HB2	32:BI:117:LEU:CD1	2.25	0.67
34:BO:122:ILE:HD12	34:BO:122:ILE:N	2.10	0.67
34:BO:20:LEU:HG	34:BO:44:LYS:HD3	1.77	0.67
35:BP:102:ASP:O	35:BP:103:ALA:HB2	1.95	0.67
36:BQ:82:LYS:O	36:BQ:84:ARG:N	2.28	0.67
37:BS:34:LEU:CG	37:BS:102:LEU:CA	2.56	0.67
38:BT:15:PRO:O	38:BT:17:THR:N	2.25	0.67
44:BU:25:TRP:H	44:BU:28:ARG:HD2	1.60	0.67
44:BU:47:TYR:CZ	45:BV:74:TYR:O	2.48	0.67
44:BU:65:ILE:CB	44:BU:76:TYR:HE2	2.08	0.67
45:BV:44:GLN:NE2	45:BV:44:GLN:N	2.42	0.67
40:BX:52:VAL:CG1	40:BX:53:ASN:N	2.57	0.67
40:BX:28:VAL:HG23	40:BX:62:LYS:CG	2.25	0.67
41:BY:43:ASN:CG	41:BY:112:LEU:HD22	2.16	0.67
41:BY:51:LEU:CD2	41:BY:95:ASN:CG	2.64	0.67
41:BY:69:LYS:O	41:BY:70:ALA:CB	2.40	0.67
1:AA:1277:C:O4'	1:AA:1282:C:H1'	1.94	0.66
1:AA:1426:C:H42	1:AA:1474:G:H1	1.43	0.66
1:AA:813:U:OP1	1:AA:904:C:H5'	1.94	0.66
1:AA:939:G:H5''	10:AG:102:ARG:CZ	2.23	0.66
1:AA:36:C:H5''	15:AL:123:LYS:HA	1.76	0.66
48:B0:38:VAL:CA	48:B0:40:GLN:CG	2.73	0.66
48:B0:48:GLY:HA2	48:B0:56:ASP:H	1.59	0.66
46:B2:20:LEU:CD1	46:B2:21:ASP:N	2.58	0.66
49:B4:43:TRP:HA	49:B4:61:LYS:HE3	1.77	0.66
26:BA:459:U:OP2	52:B7:40:HIS:CG	2.47	0.66
26:BA:126:A:OP1	52:B7:44:VAL:HG11	1.94	0.66
26:BA:1357:U:H2'	26:BA:1358:G:O4'	1.95	0.66
26:BA:1953:A:H62	26:BA:2550:G:C4'	2.05	0.66
26:BA:2090:G:C4	26:BA:2230:G:O6	2.48	0.66
26:BA:2320:A:C2	37:BS:13:ARG:HG2	2.30	0.66
26:BA:2322:A:N7	26:BA:2323:G:C8	2.63	0.66
26:BA:2487:G:HO2'	26:BA:2488:A:H5'	1.57	0.66
26:BA:2447:G:O6	26:BA:2501:C:O2	2.14	0.66
26:BA:2549:G:C2'	26:BA:2550:G:H5'	2.24	0.66
26:BA:987:G:OP1	47:B3:10:LYS:HE2	1.94	0.66

*Continued on next page...*



*Continued from previous page...*

Atom-1	Atom-2	Interatomic distance (Å)	Clash overlap (Å)
25:BB:59:A:H3'	25:BB:60:C:P	2.35	0.66
27:BD:105:ALA:O	27:BD:107:LYS:N	2.28	0.66
27:BD:119:PRO:CA	27:BD:129:LEU:HD21	2.24	0.66
27:BD:142:ASN:H	27:BD:142:ASN:HD22	1.42	0.66
27:BD:224:VAL:CG1	27:BD:225:ARG:H	2.07	0.66
26:BA:1655:A:H4'	28:BE:211:GLN:HA	1.76	0.66
28:BE:67:THR:O	28:BE:68:VAL:CG2	2.43	0.66
26:BA:606:U:OP1	29:BF:104:ASP:HB2	1.95	0.66
29:BF:197:SER:CB	29:BF:236:THR:OG1	2.44	0.66
30:BG:49:PRO:HG3	30:BG:73:VAL:N	2.10	0.66
31:BH:8:ILE:HG22	31:BH:9:GLU:N	2.10	0.66
32:BI:112:LYS:CD	32:BI:112:LYS:N	2.55	0.66
55:BK:109:ALA:HB2	55:BK:128:ILE:HD12	1.75	0.66
55:BK:65:SER:O	55:BK:66:PHE:CB	2.40	0.66
33:BN:73:LYS:HB3	33:BN:140:GLY:HA3	1.77	0.66
26:BA:1022:G:P	33:BN:52:GLN:HE22	2.15	0.66
33:BN:78:ILE:HG22	33:BN:79:PHE:CD1	2.30	0.66
36:BQ:65:ARG:HH22	36:BQ:87:LYS:N	1.91	0.66
36:BQ:72:VAL:O	36:BQ:73:GLN:CB	2.43	0.66
36:BQ:65:ARG:HE	36:BQ:85:ILE:CG2	2.08	0.66
43:BR:113:LEU:CD1	43:BR:113:LEU:C	2.63	0.66
26:BA:2334:G:H21	37:BS:12:ARG:CD	2.08	0.66
26:BA:2320:A:N6	37:BS:14:ARG:CB	2.58	0.66
26:BA:445:C:C3'	44:BU:3:ARG:NH2	2.54	0.66
26:BA:995:C:OP2	44:BU:54:LYS:NZ	2.28	0.66
45:BV:42:GLY:HA3	45:BV:54:TYR:OH	1.83	0.66
40:BX:7:HIS:ND1	40:BX:8:PRO:CD	2.58	0.66
41:BY:71:VAL:HG22	41:BY:93:THR:H	1.36	0.66
42:BZ:106:GLY:N	42:BZ:142:ASN:HD21	1.87	0.66
42:BZ:37:LYS:CG	42:BZ:41:ARG:NH1	2.44	0.66
42:BZ:41:ARG:O	42:BZ:44:ARG:CB	2.43	0.66
42:BZ:25:ASN:C	42:BZ:84:TYR:CE1	2.68	0.66
1:AA:1491:G:P	15:AL:46:LYS:HZ2	2.18	0.66
1:AA:189:G:H1	1:AA:190(J):U:H3	1.40	0.66
1:AA:19:C:O2	1:AA:917:G:C2	2.49	0.66
1:AA:564:C:H4'	11:AH:91:ARG:NH2	2.09	0.66
1:AA:986:A:C4'	22:AS:55:LYS:HG3	2.25	0.66
2:AV:75:C:H42	26:BA:2252:G:H1	1.42	0.66
26:BA:2262:U:H5	48:B0:14:ARG:HH12	1.43	0.66
47:B3:16:PRO:HB3	47:B3:19:GLN:CD	2.13	0.66
47:B3:30:ARG:NE	47:B3:33:GLN:HB2	2.10	0.66

*Continued on next page...*



*Continued from previous page...*

Atom-1	Atom-2	Interatomic distance (Å)	Clash overlap (Å)
51:B6:19:GLY:C	51:B6:42:PRO:CB	2.63	0.66
26:BA:1538:G:H2'	26:BA:1539:G:H1'	1.77	0.66
26:BA:2399:G:H2'	26:BA:2400:G:O5'	1.95	0.66
26:BA:2457:U:C3'	26:BA:2458:G:H5'	2.17	0.66
26:BA:2482:G:C3'	26:BA:2483:C:C5'	2.73	0.66
26:BA:2511:U:H2'	26:BA:2512:C:H5'	1.78	0.66
26:BA:2571:C:O2'	28:BE:243:PRO:CG	2.43	0.66
26:BA:2581:G:N1	26:BA:2610:C:C5	2.55	0.66
26:BA:2605:U:H2'	26:BA:2606:C:C5'	2.25	0.66
26:BA:2836:U:C2	26:BA:2883:A:N6	2.62	0.66
26:BA:324:A:N7	26:BA:340:A:H1'	2.10	0.66
26:BA:387:U:C3'	49:B4:23:GLU:OE2	2.43	0.66
26:BA:826:U:OP1	26:BA:2428:G:O5'	2.13	0.66
26:BA:904:C:C1'	42:BZ:166:LEU:HD21	2.24	0.66
26:BA:989:G:OP2	47:B3:11:SER:HB2	1.95	0.66
31:BH:84:LYS:O	31:BH:131:ILE:HB	1.94	0.66
31:BH:75:VAL:HG12	31:BH:76:GLU:H	1.60	0.66
32:BI:95:SER:HB2	32:BI:117:LEU:HD12	1.77	0.66
55:BK:121:LEU:O	55:BK:122:GLU:C	2.33	0.66
38:BT:12:ASP:C	38:BT:13:ILE:HG13	2.15	0.66
42:BZ:29:ASN:O	42:BZ:30:VAL:CG2	2.44	0.66
1:AA:292:G:C5	1:AA:293:G:H1'	2.30	0.66
7:AD:3:ARG:HH22	7:AD:74:GLN:CD	1.97	0.66
2:AV:70:C:H2'	2:AV:71:G:C8	2.29	0.66
3:AW:7:U:HO3'	3:AW:8:U:P	2.19	0.66
48:B0:11:LYS:O	48:B0:12:ASN:O	2.13	0.66
26:BA:856:C:H5'	48:B0:25:LYS:HZ1	0.56	0.66
26:BA:94:G:H22	46:B2:42:ASN:HD22	1.37	0.66
49:B4:41:PRO:HB2	49:B4:57:ASP:CG	2.15	0.66
54:B9:25:VAL:HB	54:B9:34:GLN:HB3	0.67	0.66
54:B9:25:VAL:HG11	54:B9:34:GLN:HB2	1.75	0.66
26:BA:1139:G:OP1	33:BN:46:ILE:HG21	1.94	0.66
26:BA:1996:C:C5'	26:BA:1996:C:H6	2.08	0.66
26:BA:2460:U:O2	26:BA:2493:U:H5	1.74	0.66
26:BA:2511:U:C6	26:BA:2512:C:H5	2.12	0.66
26:BA:2520:C:H5	26:BA:2567:G:C4	2.11	0.66
26:BA:1782:C:O2	26:BA:2609:U:H6	1.43	0.66
26:BA:2691:C:O4'	26:BA:2872:G:N7	2.28	0.66
26:BA:2740:A:C5	26:BA:2764:A:C5	2.82	0.66
26:BA:2744:G:N3	26:BA:2761:G:C2	2.63	0.66
26:BA:2862:G:N3	26:BA:2863:C:C6	2.63	0.66

*Continued on next page...*



*Continued from previous page...*

Atom-1	Atom-2	Interatomic distance (Å)	Clash overlap (Å)
26:BA:322:A:H1'	26:BA:341:G:C8	2.30	0.66
25:BB:42:C:H1'	30:BG:47:GLN:HB3	1.77	0.66
27:BD:108:ASN:CG	27:BD:109:LEU:H	1.98	0.66
29:BF:22:PHE:HE2	29:BF:118:THR:HG1	1.42	0.66
29:BF:195:VAL:HG13	29:BF:213:ALA:CB	2.25	0.66
32:BI:23:ASP:HB2	32:BI:25:TYR:CD2	2.31	0.66
26:BA:1063:G:OP2	55:BK:77:PHE:HE1	1.79	0.66
26:BA:1131:G:C4	33:BN:65:ASN:CG	2.60	0.66
34:BO:93:PRO:HD2	34:BO:113:LYS:CD	2.25	0.66
36:BQ:35:ASN:CB	36:BQ:75:SER:CB	2.73	0.66
36:BQ:33:MET:HG3	36:BQ:83:PHE:HB2	1.77	0.66
36:BQ:84:ARG:O	36:BQ:122:PHE:HB3	1.96	0.66
37:BS:12:ARG:CZ	37:BS:20:TYR:CE2	2.74	0.66
26:BA:2320:A:C6	37:BS:9:PRO:HG3	2.26	0.66
44:BU:20:ARG:HH12	45:BV:75:LYS:HE3	1.57	0.66
44:BU:93:LYS:O	44:BU:94:VAL:CB	2.44	0.66
45:BV:3:ALA:O	45:BV:12:TYR:CZ	2.31	0.66
26:BA:25:U:C4'	39:BW:79:GLY:HA3	2.20	0.66
40:BX:75:GLN:O	40:BX:76:GLU:C	2.34	0.66
42:BZ:110:GLY:C	42:BZ:112:LEU:H	1.98	0.66
42:BZ:119:ASN:HB3	42:BZ:120:LEU:HD23	1.77	0.66
42:BZ:14:LEU:CD2	42:BZ:79:ILE:CG2	2.71	0.66
42:BZ:35:ASP:CA	42:BZ:39:PHE:CZ	2.63	0.66
1:AA:1123:A:O2'	13:AJ:38:ILE:CG2	2.42	0.66
1:AA:958:A:O4'	22:AS:55:LYS:NZ	2.22	0.66
13:AJ:24:VAL:HA	13:AJ:34:VAL:HG11	1.76	0.66
18:AO:24:SER:O	18:AO:28:GLN:HG2	1.95	0.66
48:B0:29:GLU:OE1	48:B0:29:GLU:HA	1.95	0.66
49:B4:59:PHE:HA	49:B4:62:ARG:NE	2.09	0.66
49:B4:7:PRO:O	49:B4:8:LYS:CB	2.43	0.66
54:B9:24:LEU:HD22	54:B9:35:ARG:HA	1.75	0.66
26:BA:1338:G:H4'	40:BX:12:GLU:OE1	1.95	0.66
26:BA:1766:U:H2'	26:BA:1767:C:C6	2.30	0.66
26:BA:2016:U:H2'	26:BA:2017:U:O4'	1.95	0.66
26:BA:2212:A:H2'	26:BA:2212:A:N3	2.10	0.66
26:BA:2278:A:C2'	26:BA:2279:G:O5'	2.43	0.66
26:BA:2373:G:C5	26:BA:2374:C:N4	2.63	0.66
26:BA:2376:A:H2'	26:BA:2377:A:C8	2.30	0.66
26:BA:2526:G:C4	26:BA:2527:C:C5	2.82	0.66
26:BA:2611:U:C3'	26:BA:2611:U:C6	2.78	0.66
26:BA:2616:C:N3	26:BA:2617:C:H5	1.90	0.66

*Continued on next page...*



*Continued from previous page...*

Atom-1	Atom-2	Interatomic distance (Å)	Clash overlap (Å)
26:BA:2648:C:C4	26:BA:2649:U:O4	2.48	0.66
26:BA:2677:G:C2'	26:BA:2678:C:O5'	2.43	0.66
26:BA:2730:C:H2'	26:BA:2731:G:H8	1.60	0.66
26:BA:974:G:N7	45:BV:80:TYR:CE2	2.62	0.66
27:BD:71:ASP:CA	27:BD:73:ILE:HG13	2.26	0.66
28:BE:201:VAL:CA	28:BE:310:PHE:O	2.42	0.66
29:BF:96:LYS:HB3	29:BF:98:ARG:NH1	1.01	0.66
30:BG:29:HIS:H	30:BG:69:ILE:HD13	1.60	0.66
31:BH:101:LYS:HG2	31:BH:115:GLU:HB2	1.62	0.66
31:BH:147:ILE:HA	31:BH:150:VAL:HB	1.76	0.66
32:BI:99:ALA:O	32:BI:100:GLU:C	2.33	0.66
33:BN:42:GLU:HA	33:BN:133:GLY:CA	2.26	0.66
33:BN:56:LYS:HD3	33:BN:56:LYS:N	2.10	0.66
35:BP:128:GLY:O	35:BP:131:GLU:CA	2.44	0.66
37:BS:66:LEU:N	37:BS:66:LEU:HD12	2.09	0.66
26:BA:994:C:HO2'	44:BU:54:LYS:HG2	1.55	0.66
26:BA:974:G:O6	45:BV:80:TYR:CZ	2.48	0.66
42:BZ:24:TYR:HB3	42:BZ:83:PHE:O	1.96	0.66
1:AA:1256:A:H2'	6:AC:27:LYS:NZ	2.09	0.66
1:AA:890:G:O2'	1:AA:891:U:C6	2.47	0.66
7:AD:22:LYS:CA	7:AD:113:SER:HB2	2.26	0.66
7:AD:14:ARG:CG	7:AD:66:ARG:HH12	2.06	0.66
19:AP:7:ALA:H	19:AP:18:ARG:H	1.42	0.66
3:AW:25:C:O2	3:AW:26:G:C1'	2.33	0.66
47:B3:26:LEU:CD2	47:B3:46:ASN:HB3	2.22	0.66
47:B3:37:LEU:CD1	47:B3:43:ILE:CG2	2.71	0.66
47:B3:7:LYS:HG2	47:B3:8:LEU:H	1.60	0.66
50:B5:3:LYS:HD3	50:B5:3:LYS:N	2.11	0.66
26:BA:1529:A:N7	26:BA:1543:A:C8	2.64	0.66
26:BA:1559:G:C4	26:BA:1559:G:H3'	2.30	0.66
26:BA:1568:G:C5'	27:BD:60:GLN:CD	2.63	0.66
26:BA:1906:G:C8	26:BA:1929:G:C4	2.83	0.66
26:BA:2488:A:C2'	26:BA:2489:G:O5'	2.35	0.66
26:BA:2489:G:C8	26:BA:2490:G:N7	2.63	0.66
26:BA:2525:G:N2	26:BA:2539:C:C5	2.64	0.66
26:BA:2562:U:N3	26:BA:2563:U:C4	2.63	0.66
26:BA:270(M):U:H4'	26:BA:270(N):G:C4'	2.21	0.66
26:BA:2754:U:O2'	26:BA:2756:U:P	2.53	0.66
26:BA:2785:C:H2'	26:BA:2786:U:H5	1.51	0.66
26:BA:2815:C:H2'	26:BA:2816:C:H6	1.61	0.66
26:BA:2853:C:C2'	26:BA:2854:G:O5'	2.44	0.66

*Continued on next page...*



*Continued from previous page...*

Atom-1	Atom-2	Interatomic distance (Å)	Clash overlap (Å)
26:BA:2842:G:N1	26:BA:2876:G:C2	2.64	0.66
26:BA:82:G:H5'	26:BA:296:C:OP1	1.95	0.66
26:BA:965:C:O2'	26:BA:2273:A:H2	1.77	0.66
26:BA:989:G:N7	47:B3:13:ILE:CD1	2.58	0.66
29:BF:104:ASP:O	29:BF:106:GLU:N	2.28	0.66
29:BF:144:PHE:CE2	29:BF:156:LEU:CD1	2.70	0.66
29:BF:153:VAL:HG11	29:BF:207:LEU:HD13	1.77	0.66
29:BF:215:ALA:HA	29:BF:242:GLU:CG	2.26	0.66
31:BH:130:ILE:C	31:BH:131:ILE:HG12	2.16	0.66
32:BI:3:VAL:CG2	32:BI:21:VAL:CG2	2.62	0.66
32:BI:8:ASP:HA	32:BI:12:LYS:N	2.09	0.66
33:BN:68:GLY:O	33:BN:69:TYR:CB	2.42	0.66
33:BN:90:LYS:NZ	33:BN:95:ARG:NH2	2.43	0.66
36:BQ:25:GLY:C	36:BQ:26:LYS:HG2	2.13	0.66
36:BQ:45:GLN:OE1	36:BQ:153:PRO:N	2.28	0.66
36:BQ:85:ILE:HA	36:BQ:122:PHE:HA	1.76	0.66
37:BS:72:GLU:HB3	37:BS:74:PRO:CD	2.20	0.66
44:BU:110:VAL:O	44:BU:114:ARG:CG	2.37	0.66
26:BA:99:U:H3	41:BY:107:LYS:HD2	1.56	0.66
41:BY:78:THR:HG22	41:BY:88:PRO:C	2.15	0.66
1:AA:597:G:H21	11:AH:94:TYR:HE2	1.41	0.66
7:AD:21:LEU:C	7:AD:113:SER:HB2	2.15	0.66
13:AJ:45:ARG:NH2	17:AN:36:PHE:CE2	2.63	0.66
3:AW:40:C:O2'	10:AG:147:ALA:HB3	1.95	0.66
26:BA:2261:C:H3'	48:B0:14:ARG:NH2	2.10	0.66
48:B0:46:LYS:NZ	48:B0:60:PHE:C	2.49	0.66
49:B4:23:GLU:CG	49:B4:29:PRO:HB3	2.26	0.66
26:BA:1655:A:H4'	28:BE:212:GLY:N	2.11	0.66
26:BA:1889:A:N1	26:BA:2234:G:O2'	2.28	0.66
2:AV:13:C:C4'	26:BA:1924:C:O2'	2.41	0.66
26:BA:2077:A:C2	26:BA:2244:U:N3	2.63	0.66
26:BA:2246:G:N2	26:BA:2247:A:C5	2.63	0.66
26:BA:2266:A:H5''	26:BA:2267:A:C4	2.31	0.66
26:BA:2269:A:C2'	26:BA:2270:G:O5'	2.44	0.66
26:BA:2312:U:C5'	30:BG:53:LYS:CA	2.44	0.66
26:BA:2328:A:C6	26:BA:2329:G:C6	2.83	0.66
26:BA:2424:C:O2	26:BA:2424:C:C2'	2.43	0.66
26:BA:2431:U:OP2	26:BA:2432:A:OP2	2.12	0.66
26:BA:2078:C:H4'	26:BA:2434:A:C5'	2.26	0.66
26:BA:2528:U:H5	26:BA:2530:A:N3	1.66	0.66
26:BA:2606:C:C5'	26:BA:2606:C:H6	1.99	0.66

*Continued on next page...*



*Continued from previous page...*

Atom-1	Atom-2	Interatomic distance (Å)	Clash overlap (Å)
26:BA:2678:C:O2'	26:BA:2679:A:C5'	2.44	0.66
26:BA:2758:A:P	26:BA:2758:A:C3'	2.70	0.66
26:BA:2762:G:O6	26:BA:2763:G:N1	2.28	0.66
26:BA:511:U:C5	26:BA:512:G:N3	2.64	0.66
26:BA:775:G:O2'	26:BA:794:G:C8	2.46	0.66
26:BA:969:U:H2'	26:BA:970:C:O4'	1.95	0.66
27:BD:172:ILE:HA	27:BD:182:MET:HG2	1.78	0.66
27:BD:196:ASN:CB	27:BD:199:ARG:HD3	2.26	0.66
26:BA:2785:C:C2	28:BE:100:TRP:NE1	2.63	0.66
28:BE:177:ALA:C	28:BE:179:ASP:N	2.45	0.66
28:BE:217:TRP:CE2	28:BE:251:PRO:CB	2.79	0.66
26:BA:2785:C:H5'	28:BE:99:VAL:HG22	1.71	0.66
29:BF:202:THR:HG22	29:BF:203:ALA:N	2.10	0.66
29:BF:37:ALA:CB	29:BF:102:LEU:CB	2.70	0.66
29:BF:56:THR:HG22	29:BF:57:PRO:HD3	1.76	0.66
30:BG:97:GLN:CD	30:BG:106:PHE:CE2	2.69	0.66
31:BH:100:LYS:O	31:BH:101:LYS:HD2	1.95	0.66
31:BH:95:ALA:O	31:BH:127:GLN:CB	2.44	0.66
31:BH:47:ASN:O	31:BH:48:VAL:HG13	1.96	0.66
32:BI:7:LYS:HE2	32:BI:12:LYS:HG2	1.77	0.66
55:BK:67:THR:O	55:BK:68:PHE:CB	2.43	0.66
34:BO:3:GLN:HA	34:BO:21:VAL:HG11	1.77	0.66
34:BO:68:GLY:HA2	34:BO:78:ARG:CG	2.24	0.66
36:BQ:142:LYS:CG	36:BQ:143:VAL:N	2.05	0.66
43:BR:46:GLY:O	43:BR:47:PHE:O	2.14	0.66
43:BR:84:ALA:CB	43:BR:85:PRO:HD3	2.21	0.66
43:BR:83:ILE:O	43:BR:85:PRO:N	2.28	0.66
37:BS:58:LEU:O	37:BS:60:SER:N	2.29	0.66
44:BU:34:ASN:OD1	44:BU:37:GLN:NE2	2.28	0.66
26:BA:994:C:C4'	44:BU:54:LYS:HE2	2.23	0.66
40:BX:3:ASP:C	40:BX:4:VAL:HG13	2.14	0.66
42:BZ:39:PHE:O	42:BZ:40:ASP:O	2.14	0.66
1:AA:1221:G:H5''	1:AA:1321:C:O2	1.96	0.66
6:AC:5:ILE:HG23	13:AJ:51:ARG:HH22	1.60	0.66
1:AA:1193:G:O2'	8:AE:25:ARG:CZ	2.44	0.66
1:AA:790:A:C5'	2:AV:38:A:O2'	2.44	0.66
2:AV:8:U:O2	2:AV:48:C:H1'	1.96	0.66
2:AV:66:A:H2'	2:AV:67:A:H8	1.59	0.66
47:B3:12:PRO:HB2	47:B3:20:LYS:HE2	1.78	0.66
26:BA:372:G:O2'	49:B4:63:PHE:CZ	2.48	0.66
26:BA:2400:G:C4'	51:B6:20:PHE:CE1	2.79	0.66

*Continued on next page...*



*Continued from previous page...*

Atom-1	Atom-2	Interatomic distance (Å)	Clash overlap (Å)
26:BA:2465:C:O3'	54:B9:5:SER:OG	2.12	0.66
26:BA:747:U:O2	26:BA:2015:A:C2	2.47	0.66
26:BA:2075:U:O2'	26:BA:2596:U:O2	2.13	0.66
26:BA:2080:G:C6	26:BA:2241:A:C6	2.84	0.66
26:BA:2307:G:H5''	26:BA:2307:G:H8	1.61	0.66
26:BA:2397:G:C4	26:BA:2420:C:O2	2.49	0.66
26:BA:2422:A:C2	26:BA:2424:C:C5	2.82	0.66
26:BA:2461:C:C2	26:BA:2462:U:C5	2.83	0.66
26:BA:2526:G:C5	26:BA:2527:C:C6	2.82	0.66
26:BA:2572:A:H5'	26:BA:2574:G:H5'	1.75	0.66
26:BA:2704:C:H2'	26:BA:2705:A:O4'	1.95	0.66
26:BA:2744:G:O6	26:BA:2745:C:N4	2.29	0.66
26:BA:2813:A:H2'	26:BA:2814:C:H6	0.75	0.66
26:BA:2826:A:N6	26:BA:2827:C:C4	2.61	0.66
26:BA:2859:G:H2'	26:BA:2860:A:O4'	1.96	0.66
26:BA:414:C:H2'	26:BA:415:A:H8	1.60	0.66
29:BF:168:ARG:HD2	29:BF:168:ARG:C	2.08	0.66
31:BH:87:GLU:HB3	31:BH:164:GLU:OE1	1.96	0.66
31:BH:51:VAL:HG21	31:BH:68:ARG:NE	2.10	0.66
32:BI:28:ASN:HA	32:BI:32:LYS:CG	2.26	0.66
36:BQ:48:ASN:C	36:BQ:121:ASP:HB2	2.16	0.66
36:BQ:156:ASN:O	36:BQ:157:ALA:HB3	1.95	0.66
36:BQ:35:ASN:HB3	36:BQ:75:SER:CB	2.26	0.66
43:BR:96:ARG:O	43:BR:96:ARG:HG3	1.96	0.66
37:BS:12:ARG:HD2	37:BS:20:TYR:OH	1.93	0.66
37:BS:32:PRO:CD	37:BS:100:ALA:CA	2.72	0.66
44:BU:103:PRO:HA	44:BU:107:LYS:HE2	1.78	0.66
44:BU:40:LEU:H	44:BU:40:LEU:HD22	1.60	0.66
26:BA:998:C:C5'	44:BU:84:LYS:NZ	2.51	0.66
41:BY:92:ASP:OD1	41:BY:94:SER:CB	2.44	0.66
42:BZ:4:THR:O	42:BZ:5:ALA:CB	2.43	0.66
42:BZ:85:MET:C	42:BZ:86:VAL:HG23	2.15	0.66
5:AB:101:MET:HA	5:AB:108:ILE:HG13	1.78	0.66
11:AH:27:PRO:O	11:AH:32:LYS:HD2	1.95	0.66
1:AA:1347:G:C8	12:AI:107:ARG:HB3	2.29	0.66
26:BA:2355:C:H5'	48:B0:21:LEU:HD22	1.78	0.66
26:BA:2385:C:HO2'	48:B0:39:ARG:NH1	1.92	0.66
46:B2:13:PRO:O	46:B2:14:ALA:C	2.33	0.66
46:B2:51:LYS:O	46:B2:54:ALA:HB3	1.96	0.66
47:B3:23:LEU:CB	47:B3:28:LEU:HD12	2.21	0.66
47:B3:51:ALA:C	47:B3:53:LEU:N	2.37	0.66

*Continued on next page...*



*Continued from previous page...*

Atom-1	Atom-2	Interatomic distance (Å)	Clash overlap (Å)
49:B4:5:LEU:HD21	49:B4:9:ALA:HA	1.77	0.66
51:B6:46:LYS:CE	51:B6:46:LYS:HA	2.22	0.66
54:B9:7:VAL:HG23	54:B9:36:GLN:CG	2.26	0.66
26:BA:1527:G:O5'	26:BA:1527:G:H8	1.79	0.66
26:BA:2094:G:N2	26:BA:2196:C:O2	2.29	0.66
26:BA:2253:G:O2'	26:BA:2254:C:H5'	1.95	0.66
26:BA:2313:C:N4	26:BA:2314:C:H41	1.90	0.66
26:BA:2330:G:C2	26:BA:2331:G:N3	2.64	0.66
26:BA:2369:A:H2'	26:BA:2370:G:C8	2.29	0.66
26:BA:2370:G:H2'	26:BA:2371:G:C8	2.30	0.66
26:BA:2411:A:C2	26:BA:2412:A:C6	2.83	0.66
26:BA:2493:U:C2'	26:BA:2494:G:O5'	2.44	0.66
26:BA:2539:C:N3	26:BA:2540:C:C5	2.64	0.66
26:BA:2574:G:O3'	26:BA:2575:C:O4'	2.13	0.66
26:BA:2684:U:O2	26:BA:2725:A:N1	2.29	0.66
26:BA:2817:G:N1	26:BA:2818:G:C4	2.64	0.66
27:BD:106:PRO:HG3	27:BD:141:HIS:HD2	1.61	0.66
27:BD:146:LYS:CB	27:BD:149:ARG:CG	2.74	0.66
27:BD:71:ASP:C	27:BD:73:ILE:HG13	2.16	0.66
28:BE:224:GLY:O	28:BE:225:LYS:CB	2.44	0.66
26:BA:1658:C:H5''	28:BE:230:GLY:HA3	1.76	0.66
28:BE:238:LEU:N	28:BE:238:LEU:HD22	2.11	0.66
28:BE:295:LEU:CD2	28:BE:296:VAL:N	2.59	0.66
29:BF:244:ALA:HB3	29:BF:245:GLU:OE2	1.96	0.66
30:BG:29:HIS:CG	30:BG:29:HIS:O	2.47	0.66
31:BH:147:ILE:HD13	31:BH:150:VAL:HG11	1.78	0.66
31:BH:67:THR:HG23	31:BH:70:LEU:HD13	1.77	0.66
32:BI:13:GLY:HA2	32:BI:15:LYS:HZ1	1.57	0.66
26:BA:2040:C:H4'	33:BN:69:TYR:HE2	1.61	0.66
34:BO:43:VAL:HG12	34:BO:45:ASP:N	2.10	0.66
34:BO:52:VAL:O	34:BO:53:LYS:CB	2.44	0.66
34:BO:64:ARG:NH1	34:BO:81:GLU:OE1	2.27	0.66
34:BO:68:GLY:HA3	34:BO:78:ARG:CZ	2.25	0.66
35:BP:130:ARG:CA	35:BP:133:VAL:CG2	2.74	0.66
36:BQ:102:ARG:O	36:BQ:104:PRO:CD	2.43	0.66
36:BQ:108:SER:O	36:BQ:109:VAL:CG2	2.43	0.66
26:BA:910:A:C3'	36:BQ:17:ARG:HH21	2.07	0.66
36:BQ:88:PHE:O	36:BQ:90:PHE:HE1	1.75	0.66
43:BR:24:GLN:HB2	43:BR:44:LEU:CD2	2.24	0.66
43:BR:44:LEU:O	43:BR:48:VAL:HG21	1.93	0.66
37:BS:119:GLN:O	37:BS:120:GLU:C	2.33	0.66

*Continued on next page...*



*Continued from previous page...*

Atom-1	Atom-2	Interatomic distance (Å)	Clash overlap (Å)
44:BU:49:ASP:CA	44:BU:52:ASN:CG	2.54	0.66
44:BU:20:ARG:NH1	45:BV:75:LYS:NZ	2.43	0.66
41:BY:74:VAL:CG1	41:BY:74:VAL:O	2.39	0.66
42:BZ:116:VAL:CB	42:BZ:169:VAL:CG2	2.73	0.66
42:BZ:1:MET:O	42:BZ:2:GLU:HB3	1.95	0.66
42:BZ:39:PHE:O	42:BZ:43:PHE:HD2	1.77	0.66
42:BZ:71:MET:HG3	42:BZ:78:PRO:CG	2.21	0.66
1:AA:1070:U:O4	1:AA:1085:U:C6	2.49	0.66
1:AA:1182:G:H4'	1:AA:1183:A:C5'	2.25	0.66
7:AD:23:GLY:CA	7:AD:113:SER:CA	2.73	0.66
7:AD:98:GLU:OE2	7:AD:103:ASN:ND2	2.27	0.66
8:AE:81:GLU:HA	8:AE:89:ILE:O	1.94	0.66
15:AL:102:ARG:HB3	15:AL:109:GLY:HA2	1.78	0.66
1:AA:136:C:O2'	19:AP:63:GLY:HA3	1.96	0.66
48:B0:37:LEU:HD13	48:B0:70:ILE:CD1	2.22	0.66
48:B0:39:ARG:CG	48:B0:69:PHE:CZ	2.71	0.66
49:B4:39:VAL:O	49:B4:39:VAL:HG12	1.95	0.66
51:B6:32:GLN:HB3	51:B6:35:LEU:HB2	1.77	0.66
26:BA:1081:U:H5'	55:BK:123:ALA:HA	1.78	0.66
26:BA:1833:U:H2'	26:BA:1834:U:H6	1.60	0.66
26:BA:2391:G:HO2'	26:BA:2392:A:P	2.16	0.66
26:BA:414:C:N4	26:BA:2409:G:N1	2.27	0.66
26:BA:2472:G:O2'	26:BA:2473:U:P	2.53	0.66
26:BA:2597:G:C4	26:BA:2598:A:N7	2.64	0.66
26:BA:2620:C:C4'	28:BE:252:GLN:CG	2.73	0.66
26:BA:2712:U:H3'	26:BA:2714:G:O5'	1.96	0.66
26:BA:2896:C:H6	26:BA:2896:C:C5'	2.08	0.66
26:BA:311:A:H1'	26:BA:332:A:C5	2.30	0.66
26:BA:600:G:O2'	29:BF:109:LEU:CD1	2.37	0.66
26:BA:973:A:C2'	26:BA:974:G:H5''	2.26	0.66
28:BE:199:ALA:O	28:BE:200:ASP:OD1	2.14	0.66
28:BE:295:LEU:HD23	28:BE:296:VAL:N	2.11	0.66
28:BE:315:VAL:CG1	28:BE:316:ARG:N	2.59	0.66
29:BF:214:THR:C	29:BF:216:SER:H	1.99	0.66
31:BH:28:PRO:HG2	31:BH:79:SER:HA	1.78	0.66
32:BI:121:ILE:CD1	32:BI:121:ILE:H	2.08	0.66
32:BI:22:ALA:O	32:BI:25:TYR:HB2	1.96	0.66
32:BI:7:LYS:CD	32:BI:12:LYS:CG	2.57	0.66
55:BK:96:ILE:O	55:BK:97:VAL:CG1	2.43	0.66
33:BN:65:ASN:CA	33:BN:68:GLY:O	2.44	0.66
34:BO:14:SER:CB	34:BO:86:ILE:CD1	2.70	0.66

*Continued on next page...*



*Continued from previous page...*

Atom-1	Atom-2	Interatomic distance (Å)	Clash overlap (Å)
35:BP:101:ASP:O	35:BP:102:ASP:CB	2.44	0.66
26:BA:1649:G:O2'	43:BR:104:ARG:NH1	2.29	0.66
25:BB:47:C:C3'	37:BS:107:ASN:HD21	2.08	0.66
37:BS:80:SER:O	37:BS:81:ALA:C	2.34	0.66
44:BU:8:ILE:O	44:BU:11:ARG:CG	2.43	0.66
44:BU:40:LEU:HD21	45:BV:83:ARG:HH12	1.61	0.66
42:BZ:172:LEU:C	42:BZ:172:LEU:HD23	2.13	0.66
42:BZ:176:LEU:C	42:BZ:176:LEU:CD2	2.64	0.66
42:BZ:13:LYS:O	42:BZ:36:ARG:CZ	2.43	0.66
42:BZ:96:VAL:HG12	42:BZ:97:PRO:CD	2.21	0.66
1:AA:944:G:C2'	1:AA:945:G:H5'	2.27	0.66
6:AC:7:PRO:O	6:AC:11:ARG:HB2	1.95	0.66
1:AA:1318:A:O2'	22:AS:37:ARG:HB3	1.96	0.66
47:B3:18:ASP:O	47:B3:19:GLN:C	2.35	0.66
49:B4:41:PRO:CB	49:B4:57:ASP:CB	2.73	0.66
49:B4:59:PHE:H	49:B4:62:ARG:HE	1.41	0.66
26:BA:1470:G:H2'	26:BA:1519:G:O6	1.95	0.66
26:BA:2208:U:O2	26:BA:2216:G:N2	2.23	0.66
26:BA:2251:G:O5'	36:BQ:102:ARG:NH2	2.28	0.66
26:BA:2355:C:C4	26:BA:2356:C:N4	2.64	0.66
26:BA:2356:C:C2'	26:BA:2357:U:H5'	2.26	0.66
26:BA:2411:A:H2	26:BA:2412:A:C6	2.14	0.66
26:BA:2604:U:H2'	26:BA:2605:U:C6	2.31	0.66
26:BA:2581:G:N2	26:BA:2610:C:C5	2.63	0.66
26:BA:2624:G:H8	26:BA:2624:G:O5'	1.78	0.66
26:BA:2639:A:C4	26:BA:2778:A:C2	2.84	0.66
26:BA:2657:A:C5	26:BA:2658:C:C5	2.79	0.66
26:BA:2721:A:C4	26:BA:2722:G:N7	2.63	0.66
26:BA:527:C:C5	26:BA:2779:U:C6	2.84	0.66
26:BA:28:A:N3	44:BU:11:ARG:NH2	2.44	0.66
26:BA:299:A:N3	26:BA:319:C:O2'	2.27	0.66
26:BA:856:C:HO2'	48:B0:24:LYS:CB	1.84	0.66
27:BD:90:ILE:HG21	27:BD:102:TYR:C	2.17	0.66
27:BD:131:LEU:CD1	27:BD:187:CYS:HB2	2.26	0.66
28:BE:269:ILE:CG2	28:BE:297:LYS:NZ	2.47	0.66
29:BF:165:ASP:O	29:BF:166:ILE:C	2.34	0.66
29:BF:197:SER:O	29:BF:198:ASP:HB2	1.96	0.66
29:BF:242:GLU:O	29:BF:246:ARG:HG3	1.96	0.66
31:BH:85:ALA:C	31:BH:131:ILE:CG2	2.63	0.66
32:BI:63:ALA:O	32:BI:67:LYS:HE2	1.96	0.66
32:BI:68:LEU:CB	32:BI:72:LEU:HD21	2.26	0.66

*Continued on next page...*



*Continued from previous page...*

Atom-1	Atom-2	Interatomic distance (Å)	Clash overlap (Å)
32:BI:89:LEU:HD11	32:BI:93:ILE:HG22	1.59	0.66
26:BA:1070:A:N1	55:BK:12:GLN:OE1	2.29	0.66
34:BO:25:LEU:HD21	34:BO:40:VAL:N	2.11	0.66
36:BQ:89:PRO:HA	36:BQ:113:ALA:CB	2.26	0.66
26:BA:910:A:H62	36:BQ:12:PRO:C	1.99	0.66
43:BR:85:PRO:O	43:BR:88:ARG:N	2.29	0.66
37:BS:87:LEU:HA	37:BS:90:LEU:HD12	1.78	0.66
34:BO:79:PHE:CA	38:BT:22:VAL:HG22	2.14	0.66
44:BU:34:ASN:HA	44:BU:37:GLN:CB	2.21	0.66
41:BY:55:PHE:CG	41:BY:89:ARG:NH1	2.64	0.66
1:AA:979:C:P	1:AA:1222:G:O6	2.54	0.65
1:AA:948:C:H4'	1:AA:1306:A:O3'	1.96	0.65
1:AA:404:U:O4	7:AD:2:GLY:CA	2.35	0.65
6:AC:38:ARG:HB3	6:AC:94:LEU:HD21	1.78	0.65
1:AA:541:G:O4'	7:AD:42:GLN:NE2	2.29	0.65
3:AW:65:G:C2	3:AW:66:A:C4	2.79	0.65
26:BA:2262:U:P	48:B0:14:ARG:NH2	2.69	0.65
48:B0:61:ALA:HB2	48:B0:81:ILE:HD11	1.69	0.65
46:B2:39:ALA:O	46:B2:40:PRO:O	2.13	0.65
26:BA:125:G:H21	52:B7:10:ARG:N	1.89	0.65
26:BA:1425:G:O2'	26:BA:1573:G:N2	2.29	0.65
26:BA:2093:G:O6	26:BA:2225:A:N7	2.29	0.65
26:BA:2278:A:H2'	26:BA:2279:G:O5'	1.96	0.65
26:BA:2349:G:C6	26:BA:2350:C:C6	2.84	0.65
26:BA:2372:G:H5''	26:BA:2372:G:H8	1.61	0.65
26:BA:2373:G:C2	26:BA:2374:C:N3	2.64	0.65
26:BA:2548:G:H2'	26:BA:2549:G:C5'	2.26	0.65
26:BA:2605:U:O5'	26:BA:2605:U:H6	1.79	0.65
26:BA:2615:U:C2'	26:BA:2616:C:H5'	2.27	0.65
26:BA:2620:C:O2'	26:BA:2621:A:O4'	2.14	0.65
26:BA:2698:U:O2	26:BA:2698:U:H2'	1.94	0.65
26:BA:2725:A:C4	26:BA:2727:G:C8	2.84	0.65
26:BA:2748:A:N7	26:BA:2749:A:N1	2.44	0.65
26:BA:2839:G:N2	26:BA:2840:C:C2	2.64	0.65
26:BA:2862:G:N2	26:BA:2863:C:C2	2.64	0.65
26:BA:322:A:C2	26:BA:341:G:C4	2.84	0.65
26:BA:1545:A:O3'	26:BA:545(A):A:H5'	1.96	0.65
26:BA:575:A:H2'	26:BA:576:U:C6	2.31	0.65
26:BA:76:C:HO2'	46:B2:55:ARG:HA	1.59	0.65
26:BA:959:A:H2'	26:BA:960:A:C8	2.31	0.65
26:BA:974:G:C5	45:BV:80:TYR:CZ	2.84	0.65

*Continued on next page...*



*Continued from previous page...*

Atom-1	Atom-2	Interatomic distance (Å)	Clash overlap (Å)
25:BB:42:C:H1'	30:BG:47:GLN:HA	1.78	0.65
27:BD:175:LEU:CD1	27:BD:179:GLU:CB	2.67	0.65
27:BD:93:ILE:O	27:BD:93:ILE:HG23	1.95	0.65
28:BE:176:HIS:O	28:BE:179:ASP:N	2.29	0.65
26:BA:2572:A:N7	28:BE:241:TRP:CG	2.64	0.65
28:BE:45:LYS:HE3	28:BE:303:PRO:CB	2.22	0.65
28:BE:62:ARG:C	28:BE:63:GLU:CG	2.59	0.65
28:BE:70:VAL:HG11	28:BE:295:LEU:HD23	1.78	0.65
29:BF:223:LEU:CA	29:BF:231:ARG:HD2	2.25	0.65
26:BA:1255:U:O4	29:BF:67:GLN:O	2.13	0.65
30:BG:49:PRO:CG	30:BG:72:LYS:C	2.63	0.65
33:BN:10:VAL:CB	33:BN:36:VAL:CA	2.64	0.65
33:BN:23:ALA:CA	33:BN:26:VAL:CG2	2.74	0.65
34:BO:19:VAL:HG13	34:BO:42:THR:C	2.16	0.65
36:BQ:27:GLY:O	36:BQ:28:ILE:CG1	2.44	0.65
43:BR:97:VAL:CA	43:BR:114:VAL:HG13	2.26	0.65
37:BS:30:GLY:O	37:BS:31:LYS:HE3	1.94	0.65
26:BA:1754:C:H5'	38:BT:39:ASN:ND2	2.11	0.65
44:BU:95:LEU:O	44:BU:98:ILE:HD13	1.95	0.65
39:BW:106:ILE:CG2	39:BW:107:LEU:N	2.59	0.65
39:BW:24:ILE:CG2	39:BW:32:ALA:HB1	2.25	0.65
39:BW:47:VAL:O	39:BW:51:LEU:HD13	1.96	0.65
42:BZ:40:ASP:OD2	42:BZ:41:ARG:NH1	2.28	0.65
42:BZ:53:ASP:HB2	42:BZ:62:PHE:O	1.95	0.65
1:AA:989:C:O4'	1:AA:1016:A:H2	1.78	0.65
1:AA:1276:G:N3	1:AA:1282:C:O2'	2.28	0.65
1:AA:1340:A:C1'	2:AV:31:A:O2'	2.44	0.65
1:AA:975:A:C8	1:AA:1357:A:C2	2.85	0.65
1:AA:1347:G:N2	1:AA:1373:G:H2'	2.10	0.65
1:AA:60:A:C2	1:AA:107:G:C2	2.84	0.65
1:AA:789:U:O2	1:AA:792:A:H8	1.77	0.65
1:AA:985:C:H2'	1:AA:986:A:H8	1.61	0.65
7:AD:185:PHE:HE2	7:AD:189:PRO:HD3	1.60	0.65
3:AW:25:C:C4'	3:AW:26:G:C8	2.78	0.65
49:B4:41:PRO:HB3	49:B4:59:PHE:CE1	2.27	0.65
50:B5:10:LYS:HG3	50:B5:11:THR:O	1.95	0.65
26:BA:2056:G:N2	50:B5:5:PRO:HA	2.11	0.65
51:B6:16:ALA:O	51:B6:18:THR:N	2.29	0.65
51:B6:44:ALA:O	51:B6:45:LYS:C	2.34	0.65
26:BA:2225:A:O2'	26:BA:2226:C:OP2	2.13	0.65
26:BA:2273:A:N7	26:BA:2274:A:C5	2.64	0.65

*Continued on next page...*



*Continued from previous page...*

Atom-1	Atom-2	Interatomic distance (Å)	Clash overlap (Å)
26:BA:2370:G:C2'	26:BA:2371:G:O5'	2.44	0.65
26:BA:2378:A:C1'	37:BS:101:VAL:HG23	2.26	0.65
26:BA:2411:A:C2	26:BA:2412:A:N7	2.64	0.65
26:BA:2452:C:N4	26:BA:2453:A:C6	2.64	0.65
26:BA:2458:G:N7	26:BA:2490:G:C6	2.64	0.65
26:BA:2497:A:C2'	26:BA:2498:C:OP2	2.44	0.65
26:BA:2574:G:N7	26:BA:2575:C:C5	2.40	0.65
26:BA:2666:C:OP2	26:BA:2667:C:H5	1.78	0.65
26:BA:2689:U:O4'	26:BA:2713:A:C2	2.49	0.65
26:BA:2741:A:OP2	26:BA:2742:C:H5	1.79	0.65
26:BA:2756:U:C2'	26:BA:2757:A:H5'	2.20	0.65
26:BA:76:C:H4'	46:B2:55:ARG:HG3	1.78	0.65
26:BA:783:A:H4'	26:BA:2589:A:P	2.37	0.65
26:BA:971:C:OP2	26:BA:974(A):C:O2	2.15	0.65
27:BD:179:GLU:O	27:BD:180:VAL:HG22	1.96	0.65
26:BA:1566:A:N6	27:BD:212:HIS:CE1	2.64	0.65
28:BE:198:TYR:CD2	28:BE:265:ASN:C	2.69	0.65
28:BE:206:LYS:C	28:BE:257:GLY:O	2.34	0.65
28:BE:70:VAL:CG1	28:BE:296:VAL:CB	2.72	0.65
28:BE:86:TYR:O	28:BE:94:ARG:O	2.14	0.65
29:BF:167:ASP:CB	29:BF:232:LEU:N	2.60	0.65
31:BH:116:PRO:HB2	31:BH:120:LEU:C	2.16	0.65
55:BK:102:ARG:O	55:BK:104:GLN:N	2.29	0.65
55:BK:42:PHE:CE1	55:BK:58:ILE:CD1	2.76	0.65
33:BN:138:THR:CB	33:BN:139:LEU:HD13	2.25	0.65
26:BA:910:A:H3'	36:BQ:17:ARG:NH2	2.10	0.65
43:BR:20:LEU:CD2	43:BR:24:GLN:HG3	2.27	0.65
43:BR:32:GLY:O	43:BR:33:ARG:CB	2.44	0.65
43:BR:45:ARG:HD3	43:BR:97:VAL:CG2	2.25	0.65
26:BA:2376:A:N6	37:BS:109:PRO:CG	2.59	0.65
37:BS:75:THR:O	37:BS:76:GLY:C	2.35	0.65
44:BU:98:ILE:HG22	44:BU:106:PHE:HD1	1.61	0.65
26:BA:1156:A:OP1	44:BU:55:ARG:NH2	2.29	0.65
39:BW:68:ARG:HH21	39:BW:110:LYS:HG3	1.61	0.65
40:BX:13:LYS:N	40:BX:13:LYS:HD3	2.10	0.65
40:BX:25:GLN:N	40:BX:25:GLN:CD	2.47	0.65
40:BX:9:HIS:HB2	40:BX:26:PHE:CA	2.25	0.65
41:BY:19:ARG:C	41:BY:67:LEU:HD22	2.16	0.65
41:BY:30:ASP:CB	41:BY:31:LEU:HD23	2.25	0.65
42:BZ:22:VAL:O	42:BZ:83:PHE:HB2	1.96	0.65
1:AA:1269:A:O4'	1:AA:1326:C:H4'	1.96	0.65

*Continued on next page...*



*Continued from previous page...*

Atom-1	Atom-2	Interatomic distance (Å)	Clash overlap (Å)
1:AA:407:G:O5'	1:AA:407:G:H8	1.79	0.65
1:AA:720:C:C5	1:AA:721:G:H2'	2.30	0.65
1:AA:960:U:O2'	1:AA:961:U:P	2.54	0.65
2:AV:43:G:H2'	2:AV:44:A:H8	1.60	0.65
3:AW:9:A:N3	3:AW:45:G:C2'	2.52	0.65
46:B2:6:GLN:CA	46:B2:9:ARG:HB3	2.25	0.65
51:B6:14:SER:HB3	51:B6:52:GLU:CA	2.14	0.65
52:B7:34:ARG:HH11	52:B7:42:LEU:CA	1.97	0.65
26:BA:148:C:N3	26:BA:149:A:N6	2.44	0.65
26:BA:2246:G:N3	26:BA:2247:A:C8	2.64	0.65
26:BA:2498:C:OP1	26:BA:2498:C:H3'	1.97	0.65
26:BA:2677:G:H2'	26:BA:2678:C:O5'	1.96	0.65
26:BA:270(C):C:P	26:BA:365:C:O2'	2.54	0.65
26:BA:2779:U:C4'	26:BA:2781:A:N7	2.59	0.65
26:BA:38:A:H1'	29:BF:46:TYR:CD2	2.32	0.65
26:BA:971:C:N4	26:BA:972:G:H21	1.94	0.65
25:BB:15:A:H5'	25:BB:16:G:N7	2.12	0.65
27:BD:123:ILE:O	27:BD:124:LYS:C	2.34	0.65
27:BD:125:ILE:HG22	27:BD:126:GLY:N	2.11	0.65
27:BD:129:LEU:HD22	27:BD:130:PRO:HD2	1.78	0.65
27:BD:133:ASN:C	27:BD:134:ILE:HG13	2.16	0.65
27:BD:144:GLU:OE1	27:BD:144:GLU:O	2.13	0.65
27:BD:172:ILE:HG13	27:BD:182:MET:CE	2.26	0.65
31:BH:119:GLY:O	31:BH:121:GLU:CD	2.34	0.65
31:BH:84:LYS:O	31:BH:131:ILE:CB	2.45	0.65
32:BI:63:ALA:HA	32:BI:66:LYS:CE	2.26	0.65
32:BI:68:LEU:HD22	32:BI:72:LEU:HD21	1.79	0.65
35:BP:65:ASP:HB2	35:BP:109:LEU:CB	2.06	0.65
35:BP:67:ARG:NH1	35:BP:111:ALA:CA	2.59	0.65
36:BQ:45:GLN:OE1	36:BQ:153:PRO:CG	2.45	0.65
37:BS:34:LEU:HD21	37:BS:102:LEU:HG	1.77	0.65
44:BU:95:LEU:CA	44:BU:98:ILE:HD13	2.25	0.65
45:BV:11:GLN:HE21	45:BV:22:VAL:HG21	1.59	0.65
41:BY:27:LEU:HD23	41:BY:98:VAL:CG1	2.26	0.65
1:AA:1400:C:C5	2:AV:34:G:C2	2.84	0.65
1:AA:551:U:H5'	15:AL:119:LYS:CE	2.23	0.65
1:AA:944:G:C3'	1:AA:945:G:H5'	2.26	0.65
8:AE:29:GLY:HA2	8:AE:46:GLY:O	1.97	0.65
21:AR:70:ILE:O	21:AR:74:ARG:HD2	1.96	0.65
46:B2:4:HIS:O	46:B2:5:VAL:O	2.15	0.65
26:BA:931:G:P	47:B3:27:GLY:CA	2.85	0.65

*Continued on next page...*



*Continued from previous page...*

Atom-1	Atom-2	Interatomic distance (Å)	Clash overlap (Å)
52:B7:35:ARG:HB3	52:B7:35:ARG:HH11	1.61	0.65
53:B8:41:ILE:C	53:B8:43:GLY:N	2.31	0.65
26:BA:1197:G:C2	26:BA:1250:G:C2	2.84	0.65
26:BA:1398:C:H4'	40:BX:23:LYS:NZ	2.12	0.65
26:BA:1559:G:C6	26:BA:1560:G:H4'	2.32	0.65
26:BA:1666:G:O4'	34:BO:67:ARG:NH2	2.29	0.65
26:BA:2015:A:H8	26:BA:2016:U:C6	2.15	0.65
26:BA:530:G:C6	26:BA:2021:C:C2	2.85	0.65
26:BA:2032:G:H21	26:BA:2055:C:H42	1.44	0.65
26:BA:2208:U:H2'	26:BA:2209:C:C6	2.31	0.65
26:BA:222:A:N6	26:BA:232:G:C4	2.64	0.65
26:BA:2242:G:C6	26:BA:2243:U:C5	2.84	0.65
26:BA:2360:A:N7	26:BA:2361:A:H8	1.51	0.65
26:BA:2416:C:C2	26:BA:2417:C:C6	2.84	0.65
26:BA:2731:G:N1	26:BA:2732:G:N1	2.45	0.65
26:BA:2774:C:H2'	26:BA:2775:A:H8	1.62	0.65
26:BA:2788:C:C5'	26:BA:2789:C:P	2.82	0.65
26:BA:85:G:OP2	41:BY:65:VAL:CG2	2.44	0.65
26:BA:987:G:OP2	47:B3:15:TYR:OH	2.14	0.65
27:BD:175:LEU:HB2	27:BD:179:GLU:H	1.60	0.65
27:BD:210:LYS:C	27:BD:213:LYS:HB2	1.83	0.65
27:BD:70:LYS:HZ3	27:BD:70:LYS:HB3	1.62	0.65
27:BD:77:VAL:HG21	27:BD:109:LEU:HB3	1.78	0.65
28:BE:193:PHE:CZ	28:BE:199:ALA:HB2	2.30	0.65
28:BE:73:ILE:O	28:BE:293:TYR:HD2	1.80	0.65
29:BF:140:VAL:HG12	29:BF:140:VAL:O	1.95	0.65
29:BF:223:LEU:C	29:BF:225:PRO:CD	2.65	0.65
29:BF:33:LYS:O	29:BF:34:ALA:C	2.31	0.65
30:BG:38:GLU:OE2	30:BG:71:ALA:HA	1.97	0.65
31:BH:130:ILE:O	31:BH:131:ILE:CG2	2.40	0.65
32:BI:19:LYS:O	32:BI:21:VAL:N	2.28	0.65
33:BN:38:VAL:HG12	33:BN:39:VAL:N	2.10	0.65
33:BN:53:ILE:HG23	33:BN:135:ILE:HD12	1.75	0.65
33:BN:94:GLY:O	33:BN:95:ARG:C	2.34	0.65
34:BO:71:ARG:C	34:BO:73:ASP:H	2.00	0.65
35:BP:62:ALA:HB3	35:BP:105:TYR:C	2.14	0.65
35:BP:94:ARG:HD2	35:BP:120:LEU:HA	1.77	0.65
36:BQ:85:ILE:CA	36:BQ:122:PHE:CD2	2.79	0.65
43:BR:61:HIS:O	43:BR:62:ALA:C	2.34	0.65
26:BA:1156:A:H8	44:BU:55:ARG:HH22	1.42	0.65
44:BU:98:ILE:O	44:BU:100:ALA:CA	2.43	0.65

*Continued on next page...*



*Continued from previous page...*

Atom-1	Atom-2	Interatomic distance (Å)	Clash overlap (Å)
1:AA:1057:G:H4'	6:AC:197:GLY:N	2.12	0.65
1:AA:1259:C:HO2'	1:AA:1284:C:C1'	2.09	0.65
1:AA:976:G:C5	1:AA:361(A):C:C4	2.85	0.65
1:AA:983:A:H2	1:AA:984:C:C6	2.15	0.65
1:AA:1375:A:OP1	10:AG:12:LEU:HD21	1.97	0.65
2:AV:47:U:H1'	2:AV:50:U:OP1	1.97	0.65
2:AV:73:A:HO3'	2:AV:74:C:P	2.17	0.65
46:B2:6:GLN:O	46:B2:7:GLU:C	2.34	0.65
26:BA:2433:A:H2	49:B4:32:HIS:CE1	2.14	0.65
49:B4:59:PHE:N	49:B4:62:ARG:NE	2.45	0.65
52:B7:27:GLY:O	52:B7:31:LEU:CG	2.41	0.65
53:B8:31:HIS:O	53:B8:32:GLN:CG	2.44	0.65
53:B8:58:MET:HA	53:B8:61:MET:HG2	1.79	0.65
26:BA:1070:A:C2	55:BK:12:GLN:OE1	2.49	0.65
26:BA:1130:U:H5''	26:BA:2515:C:HO2'	1.60	0.65
26:BA:1279:G:H5'	43:BR:34:ILE:HD11	1.77	0.65
26:BA:1612:C:N1	52:B7:3:ARG:NH2	2.43	0.65
26:BA:2484:G:C2'	26:BA:2485:G:O5'	2.41	0.65
26:BA:2446:G:H21	26:BA:2501:C:N4	1.82	0.65
26:BA:2060:A:H1'	26:BA:2502:G:C4	2.31	0.65
26:BA:2667:C:C2	26:BA:2668:G:C8	2.84	0.65
26:BA:2817:G:C2	26:BA:2818:G:H1'	2.32	0.65
26:BA:326:G:N2	26:BA:337:C:H1'	2.10	0.65
26:BA:472:A:H2'	26:BA:473:G:H5'	1.78	0.65
26:BA:558:G:OP1	33:BN:91:LYS:CB	2.44	0.65
26:BA:566:U:OP2	45:BV:81:ARG:CZ	2.44	0.65
26:BA:792:G:H2'	26:BA:2440:C:N3	2.11	0.65
27:BD:158:GLY:CA	27:BD:194:VAL:HG13	2.10	0.65
27:BD:209:ASN:O	27:BD:212:HIS:HB2	1.96	0.65
28:BE:315:VAL:O	28:BE:316:ARG:C	2.34	0.65
29:BF:107:ARG:O	29:BF:110:ALA:N	2.29	0.65
16:AM:3:ARG:NH1	30:BG:90:LEU:HD22	2.11	0.65
32:BI:124:LEU:HG	32:BI:125:GLY:N	2.10	0.65
55:BK:116:LEU:HD13	55:BK:117:ASN:H	1.57	0.65
55:BK:8:GLN:O	55:BK:9:ILE:HG13	1.97	0.65
33:BN:63:ILE:HD12	33:BN:71:TYR:HE2	1.54	0.65
34:BO:101:PRO:HB2	34:BO:122:ILE:HD12	1.77	0.65
34:BO:112:MET:O	34:BO:113:LYS:C	2.34	0.65
34:BO:17:ARG:NE	34:BO:47:THR:CA	2.60	0.65
35:BP:76:LEU:HG	35:BP:81:VAL:HG23	1.79	0.65
35:BP:92:ASP:CB	35:BP:118:LEU:CD1	2.42	0.65

*Continued on next page...*



*Continued from previous page...*

Atom-1	Atom-2	Interatomic distance (Å)	Clash overlap (Å)
37:BS:122:ALA:O	37:BS:125:ALA:CA	2.45	0.65
44:BU:33:ARG:N	44:BU:35:ALA:HB3	2.11	0.65
44:BU:8:ILE:H	44:BU:11:ARG:NH1	1.88	0.65
40:BX:18:MET:CE	40:BX:25:GLN:CB	2.74	0.65
1:AA:1057:G:O3'	6:AC:197:GLY:HA3	1.96	0.65
1:AA:18:C:C2	1:AA:918:A:C2	2.85	0.65
1:AA:279:A:N7	20:AQ:95:TYR:CE2	2.65	0.65
1:AA:867:G:HO2'	1:AA:873:A:H61	1.44	0.65
6:AC:50:ALA:HB1	6:AC:70:VAL:HG11	1.79	0.65
1:AA:1400:C:N1	2:AV:34:G:N2	2.44	0.65
3:AW:9:A:C4	3:AW:45:G:H2'	2.32	0.65
48:B0:48:GLY:O	48:B0:55:ARG:HA	1.96	0.65
26:BA:988:A:P	47:B3:11:SER:HB2	2.35	0.65
50:B5:44:HIS:CB	50:B5:52:TYR:OH	2.43	0.65
54:B9:7:VAL:HG12	54:B9:25:VAL:CG2	2.25	0.65
26:BA:1062:G:C3'	55:BK:76:SER:OG	2.45	0.65
26:BA:1366:A:H8	26:BA:1366:A:OP2	1.79	0.65
26:BA:2191:G:C2	26:BA:2192:G:H1'	2.31	0.65
26:BA:2247:A:O2'	26:BA:2248:C:C5'	2.45	0.65
26:BA:2317:C:C5	26:BA:2318:G:N7	2.64	0.65
26:BA:2356:C:O2'	26:BA:2357:U:H5'	1.96	0.65
26:BA:2511:U:H2'	26:BA:2512:C:H6	1.62	0.65
26:BA:2573:C:O5'	26:BA:2573:C:H6	1.79	0.65
26:BA:2595:G:H3'	26:BA:2595:G:C8	2.32	0.65
26:BA:2622:C:H2'	26:BA:2623:G:H8	1.61	0.65
26:BA:2633:G:H2'	26:BA:2634:G:H8	1.60	0.65
26:BA:2671:A:C2'	26:BA:2672:G:O5'	2.44	0.65
26:BA:1462:C:C5'	26:BA:2703:C:H5'	2.27	0.65
26:BA:2712:U:C5'	26:BA:2714:G:O5'	2.42	0.65
26:BA:2817:G:C6	26:BA:2818:G:C5	2.85	0.65
26:BA:2870:C:O2	26:BA:2871:C:H6	1.79	0.65
26:BA:1545:A:C4'	26:BA:545(A):A:P	2.84	0.65
25:BB:50:G:P	37:BS:74:PRO:CB	2.85	0.65
27:BD:130:PRO:HA	27:BD:188:ARG:CA	2.25	0.65
28:BE:198:TYR:CE1	28:BE:267:ARG:HB3	2.32	0.65
28:BE:269:ILE:HD11	28:BE:296:VAL:N	2.11	0.65
29:BF:102:LEU:CB	29:BF:107:ARG:HH21	2.04	0.65
29:BF:138:VAL:O	29:BF:139:VAL:CG2	2.44	0.65
30:BG:74:THR:O	30:BG:75:LEU:CG	2.41	0.65
32:BI:133:LEU:H	32:BI:138:THR:CB	2.09	0.65
55:BK:72:THR:CG2	55:BK:114:PRO:HB2	2.27	0.65

*Continued on next page...*



*Continued from previous page...*

Atom-1	Atom-2	Interatomic distance (Å)	Clash overlap (Å)
55:BK:9:ILE:CD1	55:BK:31:HIS:HB2	2.20	0.65
55:BK:93:LYS:CA	55:BK:96:ILE:HD11	2.26	0.65
33:BN:63:ILE:CG2	33:BN:71:TYR:CZ	2.79	0.65
36:BQ:131:ALA:HA	36:BQ:134:PHE:HE2	1.62	0.65
36:BQ:134:PHE:C	36:BQ:137:ARG:HB3	2.16	0.65
43:BR:105:ARG:CZ	43:BR:105:ARG:N	2.59	0.65
26:BA:1223:C:N4	45:BV:87:ARG:HH21	1.93	0.65
39:BW:29:LEU:O	39:BW:30:GLU:C	2.31	0.65
42:BZ:51:LEU:C	42:BZ:51:LEU:CD2	2.62	0.65
1:AA:1004:A:H5''	1:AA:1025:U:C5	2.32	0.65
1:AA:1053:G:H8	1:AA:1053:G:H5''	1.61	0.65
1:AA:15:G:O6	1:AA:1396:A:N6	2.30	0.65
1:AA:815:A:OP2	1:AA:816:A:H8	1.80	0.65
1:AA:586:C:H1'	1:AA:878:G:O2'	1.97	0.65
1:AA:932:C:H5''	10:AG:3:ARG:HD2	1.79	0.65
7:AD:173:TRP:CG	7:AD:189:PRO:HB3	2.32	0.65
1:AA:1325:C:OP1	24:AU:15:ARG:HG2	1.97	0.65
48:B0:23:VAL:HG12	48:B0:26:PHE:HE1	1.60	0.65
48:B0:28:GLY:H	48:B0:60:PHE:HD2	0.71	0.65
47:B3:31:LEU:HD22	47:B3:32:GLN:HG3	1.77	0.65
49:B4:23:GLU:O	49:B4:24:THR:C	2.34	0.65
26:BA:2422:A:OP2	51:B6:4:ASP:OD1	2.14	0.65
52:B7:24:THR:O	52:B7:28:ARG:CG	2.44	0.65
26:BA:1063:G:C5'	55:BK:135:MET:CG	2.75	0.65
26:BA:1843:C:H2'	26:BA:1844:C:C6	2.32	0.65
26:BA:1906:G:C5	26:BA:1929:G:C6	2.85	0.65
26:BA:2093:G:H1'	26:BA:2198:A:C2	2.26	0.65
26:BA:2520:C:C4	26:BA:2567:G:C5	2.85	0.65
26:BA:1129:A:C2	26:BA:2570:G:C8	2.84	0.65
26:BA:2597:G:C5	26:BA:2598:A:N6	2.64	0.65
26:BA:2748:A:H2	26:BA:2758:A:N7	1.95	0.65
26:BA:2783:G:N1	26:BA:2784:C:C4	2.65	0.65
26:BA:2635:C:N3	26:BA:2783:G:N2	2.43	0.65
26:BA:2816:C:H6	26:BA:2816:C:H5'	1.60	0.65
26:BA:2859:G:C2'	26:BA:2860:A:H5'	2.27	0.65
26:BA:987:G:OP1	47:B3:10:LYS:HE3	1.97	0.65
25:BB:59:A:H5''	25:BB:60:C:OP2	1.97	0.65
26:BA:2785:C:O4'	28:BE:99:VAL:HA	1.96	0.65
26:BA:1204:A:O2'	29:BF:230:GLY:N	2.30	0.65
30:BG:24:HIS:CB	30:BG:72:LYS:HD3	2.27	0.65
25:BB:43:C:H1'	30:BG:47:GLN:CD	2.16	0.65

*Continued on next page...*



*Continued from previous page...*

Atom-1	Atom-2	Interatomic distance (Å)	Clash overlap (Å)
31:BH:147:ILE:HA	31:BH:150:VAL:CB	2.27	0.65
32:BI:12:LYS:O	32:BI:14:LYS:N	2.29	0.65
32:BI:28:ASN:O	32:BI:32:LYS:CB	2.44	0.65
32:BI:7:LYS:HG3	32:BI:12:LYS:HA	1.73	0.65
55:BK:15:ALA:CA	55:BK:46:THR:CB	2.73	0.65
34:BO:75:SER:C	34:BO:76:TYR:CD1	2.67	0.65
34:BO:90:ASP:O	34:BO:91:LYS:C	2.34	0.65
35:BP:94:ARG:CD	35:BP:120:LEU:HA	2.27	0.65
36:BQ:76:GLY:O	36:BQ:124:ALA:HA	1.97	0.65
36:BQ:67:ALA:C	36:BQ:71:PHE:HE1	1.97	0.65
36:BQ:85:ILE:HA	36:BQ:122:PHE:CB	2.26	0.65
2:AV:1:G:C5'	36:BQ:97:ASP:OD2	2.44	0.65
26:BA:1287:A:C8	43:BR:104:ARG:CD	2.78	0.65
43:BR:55:ALA:HB1	43:BR:79:LEU:CD2	2.26	0.65
44:BU:104:GLU:OE2	45:BV:46:VAL:HG11	1.96	0.65
44:BU:40:LEU:CD2	45:BV:83:ARG:NH1	2.60	0.65
26:BA:994:C:O2'	44:BU:54:LYS:CA	2.45	0.65
44:BU:68:GLY:O	44:BU:69:ALA:C	2.33	0.65
39:BW:23:LEU:HD13	39:BW:35:ILE:HG21	1.77	0.65
41:BY:31:LEU:HD13	41:BY:101:LEU:HB3	1.77	0.65
41:BY:86:GLU:C	41:BY:87:VAL:HG23	2.16	0.65
42:BZ:172:LEU:CD2	42:BZ:173:PRO:HG2	2.26	0.65
1:AA:1314:C:H41	22:AS:4:SER:C	2.00	0.65
1:AA:60:A:N1	1:AA:107:G:H1'	2.12	0.65
48:B0:33:ALA:HB2	48:B0:65:GLY:HA3	1.79	0.65
46:B2:6:GLN:O	46:B2:9:ARG:CB	2.44	0.65
47:B3:48:GLU:HG2	47:B3:49:LYS:N	2.11	0.65
51:B6:19:GLY:O	51:B6:20:PHE:CB	2.45	0.65
51:B6:32:GLN:CA	51:B6:35:LEU:CD1	2.62	0.65
51:B6:47:HIS:O	51:B6:48:VAL:CB	2.45	0.65
54:B9:14:CYS:N	54:B9:27:CYS:HB2	2.12	0.65
26:BA:1969:A:H4'	26:BA:1970:A:H5'	1.78	0.65
26:BA:2218:G:O2'	27:BD:146:LYS:HE2	1.92	0.65
26:BA:2090:G:C2	26:BA:2230:G:O6	2.48	0.65
26:BA:2297:C:O2'	26:BA:2298:A:H5'	1.95	0.65
26:BA:2637:U:C5	26:BA:2638:G:C5	2.84	0.65
26:BA:2684:U:N3	26:BA:2725:A:N6	2.44	0.65
26:BA:2758:A:OP2	26:BA:2758:A:C2'	2.45	0.65
26:BA:27:G:C2	26:BA:512:G:H2'	2.31	0.65
26:BA:2846:G:C2	26:BA:2847:U:O2	2.50	0.65
26:BA:712(A):A:H8	26:BA:2713:A:OP1	1.80	0.65

*Continued on next page...*



*Continued from previous page...*

Atom-1	Atom-2	Interatomic distance (Å)	Clash overlap (Å)
27:BD:141:HIS:CD2	27:BD:142:ASN:ND2	2.65	0.65
27:BD:129:LEU:C	27:BD:188:ARG:HG2	2.17	0.65
27:BD:198:GLY:C	27:BD:200:THR:H	1.99	0.65
27:BD:76:ARG:HA	27:BD:114:GLU:H	1.61	0.65
27:BD:73:ILE:CB	27:BD:95:TYR:CE2	2.79	0.65
26:BA:1656:C:OP1	28:BE:233:ARG:HB3	1.97	0.65
29:BF:111:VAL:HA	29:BF:220:THR:CG2	2.24	0.65
30:BG:146:LYS:HG3	37:BS:15:GLU:CD	2.16	0.65
32:BI:92:SER:CA	32:BI:122:ARG:HG3	2.09	0.65
32:BI:121:ILE:CG2	32:BI:122:ARG:N	2.42	0.65
33:BN:38:VAL:C	33:BN:39:VAL:HG13	2.11	0.65
36:BQ:49:VAL:HA	36:BQ:121:ASP:CG	2.17	0.65
37:BS:83:LEU:O	37:BS:84:THR:C	2.35	0.65
39:BW:13:SER:HB3	39:BW:16:LYS:HD2	1.78	0.65
39:BW:17:VAL:O	39:BW:20:VAL:CB	2.45	0.65
39:BW:36:LEU:HD13	39:BW:47:VAL:HB	1.79	0.65
40:BX:28:VAL:HG23	40:BX:62:LYS:CB	2.27	0.65
41:BY:28:SER:CB	41:BY:99:THR:HG1	2.06	0.65
41:BY:50:VAL:HG13	41:BY:95:ASN:HB3	1.79	0.65
1:AA:436:C:N3	1:AA:437:U:C4	2.65	0.65
1:AA:811:C:OP1	1:AA:898:G:H5'	1.96	0.65
1:AA:406:G:N2	7:AD:119:GLN:HE22	1.90	0.65
26:BA:855:G:O2'	48:B0:25:LYS:HD3	1.96	0.65
54:B9:4:ARG:HA	54:B9:36:GLN:CA	2.16	0.65
26:BA:990:A:N6	26:BA:1186:G:H1'	2.11	0.65
26:BA:1455:G:O6	26:BA:2705:A:C2	2.50	0.65
26:BA:1472:A:H2'	26:BA:1473:G:C8	2.31	0.65
26:BA:1568:G:H5''	27:BD:60:GLN:CD	2.15	0.65
26:BA:2100:G:C5	26:BA:2190:G:C6	2.83	0.65
26:BA:2242:G:C5	26:BA:2243:U:C5	2.83	0.65
26:BA:2246:G:C2'	26:BA:2247:A:C5'	2.69	0.65
26:BA:2428:G:O2'	26:BA:2429:G:N7	2.27	0.65
26:BA:197:A:N6	26:BA:248:G:H22	1.95	0.65
26:BA:2492:U:O2'	26:BA:2493:U:H5'	1.95	0.65
26:BA:2666:C:H2'	26:BA:2667:C:H5'	1.76	0.65
26:BA:988:A:N6	47:B3:13:ILE:HG21	2.11	0.65
26:BA:1805:U:H5'	27:BD:235:PRO:CG	2.27	0.65
28:BE:45:LYS:HZ3	28:BE:302:GLY:N	1.94	0.65
28:BE:45:LYS:CE	28:BE:303:PRO:C	2.65	0.65
29:BF:56:THR:CB	29:BF:57:PRO:HD2	2.24	0.65
31:BH:113:GLU:OE1	31:BH:114:ILE:CA	2.45	0.65

*Continued on next page...*



*Continued from previous page...*

Atom-1	Atom-2	Interatomic distance (Å)	Clash overlap (Å)
31:BH:89:VAL:O	31:BH:89:VAL:HG12	1.97	0.65
32:BI:65:ALA:HB1	32:BI:134:HIS:CB	2.25	0.65
55:BK:102:ARG:C	55:BK:106:GLU:OE1	2.35	0.65
55:BK:93:LYS:CD	55:BK:96:ILE:CD1	2.49	0.65
33:BN:136:SER:O	33:BN:139:LEU:HD22	1.97	0.65
33:BN:21:ARG:CA	33:BN:24:SER:HB3	2.25	0.65
33:BN:83:ILE:HG13	33:BN:84:ARG:CA	2.20	0.65
34:BO:66:LYS:CG	34:BO:82:ASN:HD21	1.95	0.65
36:BQ:46:VAL:CG1	36:BQ:124:ALA:O	2.42	0.65
36:BQ:75:SER:O	36:BQ:129:ASP:OD2	2.15	0.65
36:BQ:142:LYS:C	36:BQ:142:LYS:HE3	2.17	0.65
37:BS:58:LEU:O	37:BS:59:ALA:C	2.35	0.65
44:BU:40:LEU:HD21	45:BV:83:ARG:NH1	2.12	0.65
40:BX:24:LEU:HD13	40:BX:66:VAL:O	1.96	0.65
41:BY:58:GLU:N	41:BY:97:ARG:HH12	1.94	0.65
42:BZ:172:LEU:O	42:BZ:174:PRO:HD3	1.97	0.65
42:BZ:25:ASN:CA	42:BZ:84:TYR:CE1	2.80	0.65
42:BZ:19:ILE:CA	42:BZ:36:ARG:HG2	2.18	0.65
1:AA:1181:G:O3'	1:AA:1184:G:H5'	1.96	0.65
1:AA:315:A:H1'	1:AA:353:A:N1	2.12	0.65
1:AA:451:A:H61	1:AA:480:U:H2'	1.62	0.65
1:AA:738:C:H4'	9:AF:70:ASP:HA	1.79	0.65
1:AA:1326:C:H5''	24:AU:19:GLY:HA3	1.78	0.65
2:AV:14:A:H2'	2:AV:15:G:C8	2.31	0.65
46:B2:20:LEU:HD22	46:B2:53:ILE:HG23	1.79	0.65
26:BA:2400:G:C3'	51:B6:20:PHE:CE1	2.80	0.65
26:BA:1078:U:C5	26:BA:1088:A:H2	2.15	0.65
26:BA:1135:C:H2'	26:BA:1136:G:H8	1.62	0.65
26:BA:1394:U:H4'	26:BA:1603:A:H4'	1.78	0.65
26:BA:1482:U:H2'	26:BA:1483:G:H4'	1.79	0.65
26:BA:1753:G:OP1	38:BT:51:TRP:HZ3	1.80	0.65
26:BA:1800:C:C6	26:BA:1800:C:C3'	2.79	0.65
26:BA:1996:C:H2'	26:BA:1997:G:C4'	2.27	0.65
26:BA:2009:G:O2'	43:BR:106:GLY:O	2.12	0.65
26:BA:2041:U:C2'	26:BA:2042:A:H5'	2.27	0.65
26:BA:2206:C:H2'	26:BA:2207:C:O4'	1.97	0.65
26:BA:2305:A:C3'	26:BA:2306:C:C5'	2.64	0.65
26:BA:2327:A:C6	26:BA:2328:A:C2	2.85	0.65
26:BA:2358:G:C2'	26:BA:2358:G:N3	2.60	0.65
26:BA:244:A:O2'	35:BP:56:LYS:CB	2.44	0.65
26:BA:2536:G:C5	26:BA:2537:U:C4	2.85	0.65

*Continued on next page...*



*Continued from previous page...*

Atom-1	Atom-2	Interatomic distance (Å)	Clash overlap (Å)
26:BA:2657:A:N6	26:BA:2665:A:N7	2.45	0.65
26:BA:270(H):C:N3	26:BA:270(R):G:N2	2.45	0.65
26:BA:2799:A:O2'	26:BA:2802:G:N1	2.26	0.65
26:BA:2840:C:C4	26:BA:2841:C:N4	2.65	0.65
26:BA:2887:U:H2'	26:BA:2888:C:C6	2.22	0.65
26:BA:297:C:C5	26:BA:298:G:C4	2.85	0.65
26:BA:338:G:C5'	41:BY:24:ARG:NH1	2.59	0.65
26:BA:780:G:H2'	26:BA:782:A:C8	2.32	0.65
27:BD:141:HIS:HE1	27:BD:191:VAL:C	1.99	0.65
28:BE:221:LYS:HZ3	28:BE:233:ARG:CG	2.02	0.65
31:BH:104:LEU:CA	31:BH:151:ARG:NH1	2.61	0.65
36:BQ:122:PHE:HB2	36:BQ:136:TRP:CZ2	2.32	0.65
36:BQ:45:GLN:HE22	36:BQ:153:PRO:HB2	0.65	0.65
36:BQ:65:ARG:NE	36:BQ:122:PHE:CZ	2.64	0.65
43:BR:96:ARG:CG	43:BR:115:GLU:HG3	2.27	0.65
43:BR:90:ARG:NH1	43:BR:117:VAL:CG1	2.60	0.65
43:BR:67:LEU:O	43:BR:69:ASP:N	2.30	0.65
37:BS:16:ALA:O	37:BS:17:ARG:CB	2.45	0.65
34:BO:79:PHE:CG	38:BT:22:VAL:CG2	2.80	0.65
44:BU:102:GLU:HB3	45:BV:43:GLU:OE2	1.96	0.65
45:BV:33:VAL:HG23	45:BV:63:HIS:HB2	1.79	0.65
45:BV:35:LEU:CA	45:BV:60:VAL:HG13	2.27	0.65
40:BX:28:VAL:O	40:BX:29:ASP:C	2.35	0.65
42:BZ:159:THR:C	42:BZ:160:LEU:HD13	2.07	0.65
42:BZ:37:LYS:CD	42:BZ:41:ARG:HH12	2.10	0.65
1:AA:1124:G:OP1	13:AJ:35:SER:OG	2.13	0.64
1:AA:1239:A:N6	1:AA:1299:A:N6	2.44	0.64
1:AA:22:G:C1'	1:AA:914:A:N6	2.59	0.64
1:AA:37:U:C4	1:AA:397:A:N1	2.64	0.64
1:AA:948:C:H6	1:AA:948:C:O5'	1.80	0.64
6:AC:157:ILE:HD12	6:AC:164:ARG:HG3	1.79	0.64
13:AJ:38:ILE:HG13	13:AJ:38:ILE:O	1.98	0.64
16:AM:91:ARG:HH22	16:AM:103:THR:HG21	1.62	0.64
1:AA:953:G:C2'	16:AM:125:ARG:HA	2.27	0.64
21:AR:74:ARG:HG2	21:AR:81:PHE:HB3	1.78	0.64
3:AW:14:A:C6	3:AW:22:G:C2	2.85	0.64
48:B0:65:GLY:CA	48:B0:66:LYS:CD	2.70	0.64
46:B2:7:GLU:CG	46:B2:8:ILE:N	2.56	0.64
51:B6:19:GLY:CA	51:B6:42:PRO:CB	2.75	0.64
52:B7:11:LYS:O	52:B7:12:ARG:C	2.36	0.64
26:BA:1759:A:H4'	26:BA:2715:C:O4'	1.97	0.64

*Continued on next page...*



*Continued from previous page...*

Atom-1	Atom-2	Interatomic distance (Å)	Clash overlap (Å)
26:BA:1819:A:N9	27:BD:177:SER:OG	2.29	0.64
26:BA:1949:G:H2'	26:BA:1950:G:C8	2.32	0.64
26:BA:2195:C:C4	26:BA:2196:C:C5	2.85	0.64
26:BA:2334:G:O4'	37:BS:20:TYR:OH	2.11	0.64
26:BA:2341:G:C5	26:BA:2342:C:N4	2.64	0.64
26:BA:2431:U:O2	26:BA:2433:A:C8	2.50	0.64
26:BA:2064:C:C1'	26:BA:2450:A:N6	2.59	0.64
26:BA:2479:G:OP1	26:BA:2537:U:C1'	2.45	0.64
26:BA:1028:A:H1'	26:BA:2487:G:OP1	1.95	0.64
26:BA:2686:G:C5	26:BA:2687:U:C6	2.85	0.64
26:BA:270:A:H2'	26:BA:270(A):A:H4'	1.79	0.64
26:BA:2752:C:C2'	26:BA:2752:C:O2	2.44	0.64
26:BA:2840:C:C4	26:BA:2841:C:C4	2.85	0.64
26:BA:2842:G:N1	26:BA:2876:G:N1	2.44	0.64
26:BA:2869:G:C6	26:BA:2870:C:C4	2.85	0.64
26:BA:342:G:N1	26:BA:344:G:N2	2.45	0.64
27:BD:169:LYS:H	27:BD:169:LYS:HZ3	1.45	0.64
27:BD:224:VAL:CG1	27:BD:225:ARG:N	2.60	0.64
28:BE:206:LYS:N	28:BE:257:GLY:O	2.30	0.64
28:BE:70:VAL:HG12	28:BE:71:THR:H	0.54	0.64
29:BF:236:THR:O	29:BF:239:ALA:HB3	1.97	0.64
31:BH:32:LEU:HD23	31:BH:33:THR:N	2.12	0.64
32:BI:7:LYS:CG	32:BI:12:LYS:NZ	2.59	0.64
36:BQ:67:ALA:HB1	36:BQ:71:PHE:HE1	1.61	0.64
36:BQ:86:ARG:NH2	36:BQ:123:ILE:HD12	2.11	0.64
36:BQ:88:PHE:CB	36:BQ:90:PHE:CE1	2.60	0.64
36:BQ:94:ARG:HG2	36:BQ:107:LYS:N	2.11	0.64
37:BS:56:ASP:CG	37:BS:57:THR:H	2.01	0.64
37:BS:74:PRO:O	37:BS:75:THR:C	2.35	0.64
44:BU:72:HIS:ND1	44:BU:110:VAL:HG21	2.12	0.64
40:BX:18:MET:HE1	40:BX:25:GLN:CB	2.26	0.64
40:BX:3:ASP:CG	40:BX:4:VAL:H	1.99	0.64
41:BY:108:ARG:O	41:BY:112:LEU:CD2	2.42	0.64
42:BZ:107:GLU:CD	42:BZ:107:GLU:N	2.50	0.64
42:BZ:81:VAL:CG1	42:BZ:82:ASP:H	2.10	0.64
1:AA:929:G:H5'	1:AA:1533:C:H42	1.62	0.64
1:AA:20:U:C4	1:AA:916:G:N1	2.64	0.64
1:AA:409:G:OP2	7:AD:22:LYS:NZ	2.29	0.64
1:AA:991:U:O3'	1:AA:992:U:P	2.56	0.64
1:AA:406:G:C5'	7:AD:5:ILE:HG21	2.27	0.64
1:AA:1400:C:C6	2:AV:34:G:C2	2.84	0.64

*Continued on next page...*



*Continued from previous page...*

Atom-1	Atom-2	Interatomic distance (Å)	Clash overlap (Å)
51:B6:12:MET:CA	51:B6:13:GLU:OE1	2.44	0.64
53:B8:58:MET:O	53:B8:59:LYS:C	2.33	0.64
54:B9:14:CYS:SG	54:B9:32:HIS:CD2	2.90	0.64
26:BA:1184:G:C2'	26:BA:1185:C:H5'	2.26	0.64
26:BA:1252:G:OP2	26:BA:1252:G:H4'	1.97	0.64
26:BA:1492:G:H21	26:BA:1493:C:H42	1.45	0.64
26:BA:1568:G:H3'	27:BD:60:GLN:CD	2.17	0.64
26:BA:1972:A:H2'	26:BA:1973:G:C8	2.31	0.64
26:BA:1996:C:H2'	26:BA:1997:G:C5'	2.28	0.64
26:BA:2082:A:C5	26:BA:2239:G:N1	2.64	0.64
26:BA:2311:A:O2'	30:BG:53:LYS:HG3	1.97	0.64
26:BA:2317:C:C5	26:BA:2318:G:C5	2.85	0.64
26:BA:2404:C:C4	26:BA:2405:G:C5	2.85	0.64
26:BA:2424:C:H5'	26:BA:2425:A:H5'	1.79	0.64
26:BA:2495:G:O2'	36:BQ:101:MET:HE2	1.74	0.64
26:BA:2543:G:C5	26:BA:2544:G:O6	2.43	0.64
26:BA:2563:U:H2'	26:BA:2565:A:OP2	1.97	0.64
26:BA:2572:A:C8	28:BE:241:TRP:CD1	2.85	0.64
26:BA:2574:G:N9	26:BA:2575:C:C6	2.62	0.64
26:BA:1786:A:C2	26:BA:2590:A:H1'	2.29	0.64
26:BA:2045:C:C4	26:BA:2624:G:N2	2.65	0.64
26:BA:2725:A:C2	26:BA:2727:G:C8	2.86	0.64
26:BA:530:G:H3'	26:BA:530:G:OP2	1.97	0.64
25:BB:11:C:N4	37:BS:11:ARG:HH12	1.95	0.64
27:BD:129:LEU:CB	27:BD:130:PRO:CD	2.74	0.64
29:BF:81:PRO:O	29:BF:82:GLN:CB	2.45	0.64
32:BI:77:VAL:CG2	32:BI:142:LYS:O	2.46	0.64
55:BK:100:VAL:CG1	55:BK:101:THR:N	2.52	0.64
55:BK:19:THR:HG22	55:BK:39:CYS:SG	2.38	0.64
55:BK:63:ASP:O	55:BK:64:LYS:CB	2.46	0.64
33:BN:135:ILE:O	33:BN:136:SER:O	2.14	0.64
26:BA:1140:C:C4	33:BN:49:ARG:CZ	2.78	0.64
34:BO:13:ASN:C	34:BO:15:GLY:N	2.51	0.64
34:BO:79:PHE:HD2	34:BO:79:PHE:N	1.95	0.64
35:BP:109:LEU:CD1	35:BP:109:LEU:C	2.65	0.64
36:BQ:47:GLU:OE1	36:BQ:150:ASP:O	2.13	0.64
43:BR:90:ARG:HH12	43:BR:117:VAL:CG1	2.10	0.64
43:BR:65:LEU:O	43:BR:66:VAL:C	2.35	0.64
38:BT:47:ARG:O	38:BT:48:ASN:HB3	1.97	0.64
44:BU:104:GLU:OE1	45:BV:46:VAL:HG12	1.98	0.64
39:BW:69:LEU:HA	39:BW:109:GLU:HA	1.78	0.64

*Continued on next page...*



*Continued from previous page...*

Atom-1	Atom-2	Interatomic distance (Å)	Clash overlap (Å)
26:BA:25:U:C5'	39:BW:79:GLY:CA	2.62	0.64
26:BA:144:C:C4'	40:BX:36:GLU:OE1	2.45	0.64
26:BA:104:U:O4	41:BY:17:HIS:NE2	2.30	0.64
41:BY:24:ARG:O	41:BY:25:ALA:HB2	1.96	0.64
26:BA:440:G:O5'	41:BY:3:GLN:CD	2.36	0.64
42:BZ:140:LYS:N	42:BZ:141:MET:CE	2.60	0.64
42:BZ:46:GLN:O	42:BZ:47:SER:C	2.34	0.64
42:BZ:1:MET:HE2	42:BZ:52:PHE:CD2	2.32	0.64
1:AA:1325:C:P	24:AU:15:ARG:NH2	2.71	0.64
1:AA:529:G:C6	15:AL:49:ASN:ND2	2.65	0.64
1:AA:745:C:H1'	1:AA:836:G:O2'	1.98	0.64
7:AD:12:CYS:HB3	7:AD:31:CYS:O	1.96	0.64
16:AM:91:ARG:HD2	16:AM:97:PRO:O	1.98	0.64
13:AJ:11:PHE:CD2	17:AN:55:GLY:HA3	2.32	0.64
49:B4:16:TYR:O	49:B4:17:GLN:CB	2.43	0.64
51:B6:28:ARG:CG	51:B6:28:ARG:O	2.45	0.64
53:B8:26:LYS:HB2	53:B8:44:LYS:HA	1.78	0.64
54:B9:24:LEU:HD22	54:B9:36:GLN:H	1.61	0.64
26:BA:1520:U:C6	26:BA:1520:U:H3'	2.32	0.64
26:BA:1638:C:OP1	26:BA:2710:C:O2'	2.16	0.64
26:BA:2335:A:O2'	26:BA:2336:A:C8	2.51	0.64
26:BA:2369:A:H2'	26:BA:2370:G:O5'	1.97	0.64
26:BA:2432:A:N1	26:BA:2433:A:C6	2.59	0.64
26:BA:2492:U:H2'	26:BA:2493:U:O5'	1.95	0.64
26:BA:2521:C:O2	26:BA:2522:U:O4'	2.15	0.64
26:BA:2597:G:H2'	26:BA:2598:A:N7	2.05	0.64
26:BA:2625:G:C2'	26:BA:2626:C:H5'	2.27	0.64
26:BA:2633:G:H8	26:BA:2633:G:O5'	1.81	0.64
26:BA:2715:C:N3	26:BA:2716:U:C5	2.65	0.64
26:BA:2734:A:N7	26:BA:2735:G:C4	2.65	0.64
26:BA:2827:C:O2	26:BA:2828:C:C5	2.50	0.64
26:BA:2839:G:C6	26:BA:2840:C:N4	2.64	0.64
26:BA:2869:G:H2'	26:BA:2870:C:H5'	1.79	0.64
26:BA:604:G:N2	26:BA:657:U:H4'	2.11	0.64
26:BA:72:U:C4'	46:B2:57:LYS:NZ	2.60	0.64
26:BA:963:U:H2'	26:BA:964:C:C6	2.32	0.64
28:BE:175:ASP:O	28:BE:177:ALA:N	2.29	0.64
28:BE:256:THR:CA	28:BE:259:HIS:CE1	2.73	0.64
28:BE:269:ILE:HG13	28:BE:297:LYS:HG2	1.76	0.64
28:BE:74:GLU:HB3	28:BE:293:TYR:CE2	2.27	0.64
28:BE:81:VAL:HB	28:BE:100:TRP:HZ3	1.62	0.64

*Continued on next page...*



*Continued from previous page...*

Atom-1	Atom-2	Interatomic distance (Å)	Clash overlap (Å)
29:BF:22:PHE:CZ	29:BF:115:LEU:HD12	2.23	0.64
26:BA:674:G:O3'	29:BF:69:HIS:C	2.36	0.64
55:BK:116:LEU:CD1	55:BK:117:ASN:N	2.48	0.64
33:BN:75:PRO:O	33:BN:76:ASP:C	2.35	0.64
35:BP:69:ILE:CB	35:BP:73:VAL:HG21	2.27	0.64
36:BQ:108:SER:O	36:BQ:109:VAL:CB	2.45	0.64
36:BQ:134:PHE:O	36:BQ:137:ARG:CB	2.31	0.64
43:BR:100:LEU:HD21	43:BR:113:LEU:CB	2.27	0.64
43:BR:28:LEU:O	43:BR:29:LEU:C	2.36	0.64
37:BS:15:GLU:O	37:BS:16:ALA:HB2	1.85	0.64
44:BU:78:THR:O	44:BU:79:PHE:O	2.14	0.64
39:BW:56:ALA:O	39:BW:57:ASN:C	2.36	0.64
41:BY:23:VAL:HG23	41:BY:67:LEU:HD23	1.75	0.64
42:BZ:112:LEU:CD2	42:BZ:113:VAL:O	2.45	0.64
1:AA:1060:C:H2'	1:AA:1061:G:H8	1.63	0.64
1:AA:1268:A:O2'	24:AU:20:LYS:CA	2.45	0.64
1:AA:175:C:H5''	23:AT:25:ARG:HH21	1.62	0.64
1:AA:369:C:H42	1:AA:392:G:H1	1.44	0.64
1:AA:713:G:H2'	1:AA:714:G:C8	2.33	0.64
1:AA:974:A:H5'	1:AA:975:A:OP1	1.96	0.64
1:AA:409:G:H5'	7:AD:25:ARG:HB2	1.65	0.64
26:BA:2256:G:P	48:B0:5:LYS:HD3	2.23	0.64
48:B0:70:ILE:N	48:B0:70:ILE:HD13	2.12	0.64
46:B2:17:GLU:O	46:B2:20:LEU:N	2.28	0.64
26:BA:2046:G:H1'	50:B5:22:HIS:ND1	2.13	0.64
39:BW:34:ASN:HD22	50:B5:39:LYS:HB2	1.61	0.64
50:B5:46:CYS:HB3	50:B5:47:PRO:CD	2.26	0.64
51:B6:13:GLU:O	51:B6:52:GLU:O	2.16	0.64
26:BA:1598:C:H5'	40:BX:34:LYS:HB2	1.79	0.64
26:BA:1669:A:C8	34:BO:4:GLN:NE2	2.65	0.64
26:BA:1809:A:N6	49:B4:3:LYS:HB3	2.12	0.64
26:BA:2032:G:N2	26:BA:2055:C:H42	1.94	0.64
26:BA:2058:A:H2'	26:BA:2059:A:H8	1.63	0.64
26:BA:2256:G:C2	26:BA:2257:U:O2	2.50	0.64
26:BA:245:G:H5'	35:BP:55:GLN:C	2.13	0.64
26:BA:2548:G:C3'	26:BA:2548:G:C8	2.79	0.64
26:BA:2619:C:C2'	26:BA:2620:C:C5'	2.75	0.64
26:BA:2732:G:OP2	26:BA:2732:G:H8	1.81	0.64
26:BA:2785:C:C4	26:BA:2786:U:C4	2.86	0.64
26:BA:452:G:N2	26:BA:457:A:C2	2.65	0.64
26:BA:687:C:N3	26:BA:787:U:O3'	2.31	0.64

*Continued on next page...*



*Continued from previous page...*

Atom-1	Atom-2	Interatomic distance (Å)	Clash overlap (Å)
28:BE:72:VAL:O	28:BE:73:ILE:HD12	1.96	0.64
29:BF:91:PRO:HB2	29:BF:92:PRO:HD3	0.66	0.64
30:BG:28:GLY:N	30:BG:69:ILE:HD13	2.09	0.64
30:BG:25:MET:O	30:BG:71:ALA:HB3	1.97	0.64
32:BI:121:ILE:N	32:BI:121:ILE:HD12	2.12	0.64
32:BI:80:PRO:O	32:BI:148:GLN:HG3	1.96	0.64
55:BK:112:LYS:C	55:BK:114:PRO:CD	2.65	0.64
55:BK:72:THR:HG1	55:BK:115:ASP:HB3	1.62	0.64
26:BA:1059:G:H1'	55:BK:127:ILE:CD1	2.27	0.64
26:BA:636:G:OP2	35:BP:126:SER:HA	1.98	0.64
36:BQ:85:ILE:CA	36:BQ:122:PHE:HD2	2.10	0.64
36:BQ:127:ASN:HB2	36:BQ:128:PRO:HD2	1.80	0.64
36:BQ:88:PHE:O	36:BQ:90:PHE:CD1	2.51	0.64
2:AV:1:G:O2'	36:BQ:98:GLY:O	2.15	0.64
37:BS:103:ASP:OD2	37:BS:105:GLY:N	2.27	0.64
26:BA:2296:U:N3	37:BS:16:ALA:CB	2.49	0.64
37:BS:61:ALA:HB1	37:BS:84:THR:O	1.97	0.64
40:BX:28:VAL:HG13	40:BX:64:ALA:HB3	1.78	0.64
41:BY:43:ASN:ND2	41:BY:112:LEU:CD1	2.61	0.64
42:BZ:34:LEU:CD1	42:BZ:39:PHE:CZ	2.60	0.64
42:BZ:54:ILE:CG2	42:BZ:55:THR:N	2.59	0.64
1:AA:1030:C:HO3'	1:AA:30(A):G:P	2.20	0.64
11:AH:18:ARG:HG3	11:AH:18:ARG:NH1	2.13	0.64
3:AW:1:G:H22	3:AW:2:C:H41	1.24	0.64
48:B0:37:LEU:C	48:B0:40:GLN:HG3	2.18	0.64
48:B0:58:THR:O	48:B0:59:LEU:C	2.35	0.64
49:B4:46:GLU:OE2	49:B4:55:ARG:N	2.30	0.64
51:B6:8:ILE:O	51:B6:28:ARG:HA	1.97	0.64
51:B6:12:MET:CE	51:B6:54:LYS:O	2.46	0.64
52:B7:43:THR:HA	52:B7:46:ASP:OD2	1.95	0.64
26:BA:2067:G:H1	26:BA:2443:C:H42	1.43	0.64
26:BA:2411:A:O2'	26:BA:2412:A:H5'	1.98	0.64
26:BA:2504:U:H6	26:BA:2504:U:C5'	2.10	0.64
26:BA:2550:G:C6	26:BA:2559:C:N3	2.66	0.64
26:BA:2699:C:O2	26:BA:2699:C:C2'	2.42	0.64
26:BA:2740:A:N1	26:BA:2764:A:C4	2.42	0.64
26:BA:610:C:H2'	26:BA:611:C:C6	2.31	0.64
28:BE:222:ARG:O	28:BE:227:ALA:HA	1.97	0.64
28:BE:199:ALA:HA	28:BE:312:ARG:C	2.18	0.64
28:BE:314:ALA:O	28:BE:315:VAL:O	2.15	0.64
29:BF:147:LEU:HD11	29:BF:156:LEU:CD1	2.02	0.64

*Continued on next page...*



*Continued from previous page...*

Atom-1	Atom-2	Interatomic distance (Å)	Clash overlap (Å)
30:BG:49:PRO:CB	30:BG:72:LYS:N	2.52	0.64
30:BG:75:LEU:O	30:BG:80:ALA:HB2	1.97	0.64
31:BH:95:ALA:H	31:BH:127:GLN:HE21	1.44	0.64
32:BI:88:ARG:CD	32:BI:122:ARG:HB3	2.27	0.64
33:BN:101:VAL:O	33:BN:102:ARG:CG	2.46	0.64
33:BN:82:THR:O	33:BN:83:ILE:C	2.36	0.64
35:BP:129:ALA:O	35:BP:131:GLU:N	2.30	0.64
36:BQ:35:ASN:HB3	36:BQ:75:SER:HB2	1.78	0.64
37:BS:109:PRO:HB2	37:BS:116:PHE:CZ	2.33	0.64
37:BS:128:ASP:O	37:BS:129:ILE:HG12	1.97	0.64
37:BS:56:ASP:OD1	37:BS:57:THR:N	2.30	0.64
44:BU:28:ARG:C	44:BU:31:GLN:H	1.97	0.64
44:BU:53:LYS:CA	44:BU:56:ASP:OD2	2.43	0.64
26:BA:994:C:N1	44:BU:53:LYS:HD2	2.13	0.64
44:BU:61:TRP:O	44:BU:65:ILE:HG13	1.90	0.64
41:BY:4:PRO:O	41:BY:5:ASP:CB	2.45	0.64
36:BQ:36:ASN:CB	42:BZ:114:ASP:O	2.45	0.64
42:BZ:3:LEU:CD2	42:BZ:38:ALA:CB	2.70	0.64
1:AA:745:C:H5'	1:AA:851:G:H1'	1.80	0.64
14:AK:18:ARG:HH21	14:AK:37:GLY:HA2	1.62	0.64
20:AQ:11:VAL:HB	20:AQ:88:TYR:CE2	2.33	0.64
2:AV:1:G:O2'	36:BQ:98:GLY:C	2.35	0.64
48:B0:48:GLY:HA2	48:B0:55:ARG:HA	1.78	0.64
48:B0:61:ALA:HB2	48:B0:80:SER:CA	2.28	0.64
48:B0:66:LYS:CD	48:B0:66:LYS:N	2.38	0.64
49:B4:14:ILE:CG2	49:B4:16:TYR:CD1	2.80	0.64
49:B4:41:PRO:HG2	49:B4:57:ASP:CG	2.17	0.64
52:B7:11:LYS:CA	52:B7:11:LYS:HE3	2.28	0.64
54:B9:11:CYS:H	54:B9:32:HIS:HE2	1.46	0.64
26:BA:1027:A:C6	26:BA:1126:A:C4	2.86	0.64
26:BA:1324:G:C1'	26:BA:1616:A:H62	2.09	0.64
26:BA:1914:C:P	26:BA:1916:A:H62	2.21	0.64
26:BA:2239:G:C4	26:BA:2240:C:C5	2.86	0.64
26:BA:2662:A:C2	26:BA:2663:G:O4'	2.50	0.64
26:BA:2725:A:N3	26:BA:2727:G:C8	2.65	0.64
26:BA:2834:G:H3'	26:BA:2834:G:H8	1.63	0.64
26:BA:2843:G:C5	26:BA:2844:G:N7	2.66	0.64
26:BA:322:A:N3	26:BA:341:G:C5	2.66	0.64
26:BA:581:C:OP1	44:BU:33:ARG:NH1	2.28	0.64
26:BA:60:G:N3	26:BA:74:A:C6	2.66	0.64
25:BB:50:G:P	37:BS:74:PRO:CG	2.62	0.64

*Continued on next page...*



*Continued from previous page...*

Atom-1	Atom-2	Interatomic distance (Å)	Clash overlap (Å)
25:BB:7:G:O2'	37:BS:37:ARG:CG	2.44	0.64
27:BD:90:ILE:HG23	27:BD:91:ALA:N	2.12	0.64
28:BE:268:LEU:C	28:BE:297:LYS:HE2	2.18	0.64
28:BE:268:LEU:HD23	28:BE:295:LEU:O	1.97	0.64
30:BG:20:LYS:HG2	30:BG:76:ARG:HG2	1.80	0.64
2:AV:56:C:C2'	30:BG:56:ARG:CZ	2.75	0.64
31:BH:122:ILE:HG12	31:BH:132:VAL:HG22	1.78	0.64
31:BH:73:ASN:HB3	31:BH:137:LYS:HZ1	0.94	0.64
32:BI:133:LEU:HD12	32:BI:139:ALA:CB	2.12	0.64
55:BK:11:LEU:CD1	55:BK:28:LEU:CD1	2.75	0.64
33:BN:40:ASN:O	33:BN:41:ALA:C	2.35	0.64
33:BN:49:ARG:C	33:BN:53:ILE:HB	2.17	0.64
33:BN:56:LYS:H	33:BN:56:LYS:HD3	1.61	0.64
33:BN:60:ARG:HA	33:BN:63:ILE:HD12	1.79	0.64
33:BN:58:GLU:C	33:BN:61:VAL:HB	2.18	0.64
34:BO:63:VAL:HG13	34:BO:102:VAL:HG13	0.64	0.64
35:BP:113:GLN:HB2	35:BP:115:ARG:CZ	2.27	0.64
44:BU:40:LEU:O	44:BU:43:ALA:HB3	1.98	0.64
40:BX:33:SER:O	40:BX:37:VAL:N	2.26	0.64
42:BZ:156:GLU:CG	42:BZ:157:GLY:N	2.46	0.64
1:AA:110:C:O2'	19:AP:25:ARG:HA	1.98	0.64
1:AA:1210:C:H4'	1:AA:1214:C:N4	2.12	0.64
1:AA:126:G:OP1	1:AA:633:G:N2	2.30	0.64
1:AA:1278:U:H5''	1:AA:1279:A:O4'	1.94	0.64
1:AA:674:G:H2'	1:AA:675:A:C8	2.32	0.64
1:AA:801:U:H2'	1:AA:802:A:H8	1.62	0.64
12:AI:103:THR:HG22	12:AI:105:ASP:H	1.62	0.64
15:AL:70:ILE:HG12	15:AL:100:ILE:HD11	1.79	0.64
46:B2:49:LEU:O	46:B2:53:ILE:HG13	1.98	0.64
47:B3:48:GLU:O	47:B3:51:ALA:CA	2.46	0.64
49:B4:46:GLU:N	49:B4:53:GLU:O	2.31	0.64
53:B8:30:ARG:CG	53:B8:31:HIS:N	2.61	0.64
26:BA:2349:G:OP2	53:B8:42:ARG:CZ	2.45	0.64
26:BA:1059:G:C1'	55:BK:127:ILE:HD13	2.28	0.64
26:BA:1208:C:H2'	26:BA:1209:G:H8	1.63	0.64
26:BA:1598:C:H5''	40:BX:34:LYS:HG3	1.62	0.64
26:BA:176:G:H21	26:BA:177:G:H1'	1.63	0.64
26:BA:2097:C:H42	26:BA:2192:G:H1	1.46	0.64
26:BA:2212:A:C1'	26:BA:2213:U:C5	2.81	0.64
26:BA:2226:C:O2	26:BA:2227:A:C2'	2.46	0.64
26:BA:2227:A:C8	26:BA:2227:A:O5'	2.47	0.64

*Continued on next page...*



*Continued from previous page...*

Atom-1	Atom-2	Interatomic distance (Å)	Clash overlap (Å)
26:BA:2234:G:N1	26:BA:2235:G:N7	2.42	0.64
26:BA:2236:C:C2'	26:BA:2237:G:H5''	2.28	0.64
26:BA:2256:G:H2'	26:BA:2257:U:H5'	1.80	0.64
26:BA:2263:C:C3'	26:BA:2264:C:H5'	2.26	0.64
26:BA:2520:C:C6	26:BA:2567:G:N9	2.66	0.64
26:BA:2637:U:O2	26:BA:2782:G:C2	2.51	0.64
26:BA:2737:G:C6	26:BA:2767:C:N4	2.57	0.64
26:BA:2774:C:OP2	28:BE:260:GLN:NE2	2.30	0.64
26:BA:2853:C:C3'	26:BA:2853:C:C6	2.81	0.64
26:BA:326:G:H2'	26:BA:327:G:C8	2.32	0.64
26:BA:1545:A:H3'	26:BA:545(A):A:O4'	1.97	0.64
26:BA:854:G:H1	26:BA:923:C:N4	1.94	0.64
27:BD:60:GLN:N	27:BD:62:ARG:HH11	1.95	0.64
28:BE:204:VAL:O	28:BE:205:THR:C	2.34	0.64
29:BF:105:LYS:O	29:BF:106:GLU:C	2.36	0.64
29:BF:6:TYR:HE1	29:BF:139:VAL:CB	2.08	0.64
29:BF:155:SER:O	29:BF:158:GLU:OE2	2.16	0.64
29:BF:36:ARG:N	29:BF:39:GLN:NE2	2.46	0.64
30:BG:105:SER:OG	30:BG:131:THR:HG21	1.96	0.64
33:BN:12:VAL:HG13	33:BN:13:ASP:N	1.95	0.64
33:BN:54:VAL:HG11	33:BN:138:THR:CB	2.28	0.64
33:BN:27:ALA:HB1	33:BN:30:ALA:HB3	1.79	0.64
33:BN:38:VAL:C	33:BN:39:VAL:HG22	2.17	0.64
33:BN:93:ARG:O	33:BN:94:GLY:C	2.35	0.64
34:BO:105:GLU:O	34:BO:108:ASP:N	2.31	0.64
34:BO:23:LYS:HG3	34:BO:24:VAL:N	2.11	0.64
36:BQ:91:HIS:H	36:BQ:111:THR:CG2	2.09	0.64
36:BQ:143:VAL:CG2	36:BQ:144:THR:H	2.06	0.64
43:BR:43:GLU:O	43:BR:44:LEU:C	2.35	0.64
43:BR:45:ARG:O	43:BR:49:ASP:HB2	1.98	0.64
45:BV:83:ARG:O	45:BV:84:THR:CG2	2.46	0.64
45:BV:93:ILE:O	45:BV:95:ILE:CD1	2.45	0.64
39:BW:17:VAL:C	39:BW:20:VAL:HG23	2.18	0.64
40:BX:25:GLN:CA	40:BX:26:PHE:CD1	2.81	0.64
41:BY:9:LYS:HE3	41:BY:13:ARG:HH12	1.59	0.64
1:AA:1326:C:C5	24:AU:6:ARG:NH2	2.66	0.64
1:AA:22:G:H4'	1:AA:885:G:C8	2.32	0.64
1:AA:65:U:H4'	1:AA:66:G:H5'	1.78	0.64
1:AA:862:C:H1'	1:AA:874:G:H5''	1.78	0.64
21:AR:46:GLU:HB3	21:AR:85:LEU:HD13	1.78	0.64
47:B3:6:VAL:CG2	47:B3:54:VAL:HG23	2.26	0.64

*Continued on next page...*



*Continued from previous page...*

Atom-1	Atom-2	Interatomic distance (Å)	Clash overlap (Å)
50:B5:16:ARG:O	50:B5:19:ARG:CB	2.45	0.64
50:B5:46:CYS:H	50:B5:49:CYS:HB2	1.63	0.64
26:BA:1742:C:H2'	26:BA:1743:G:O4'	1.98	0.64
26:BA:2320:A:H61	37:BS:13:ARG:C	1.83	0.64
26:BA:2452:C:N4	26:BA:2453:A:N6	2.46	0.64
26:BA:2623:G:H5'	26:BA:2826:A:O2'	1.97	0.64
26:BA:85:G:P	41:BY:65:VAL:CG2	2.84	0.64
27:BD:166:LYS:O	27:BD:167:GLU:OE1	2.15	0.64
26:BA:1789:A:H5''	27:BD:224:VAL:HG12	1.78	0.64
28:BE:44:TYR:CD2	28:BE:307:LEU:C	2.70	0.64
28:BE:70:VAL:C	28:BE:71:THR:HG23	2.18	0.64
29:BF:145:GLU:HG3	29:BF:196:THR:HG21	1.79	0.64
29:BF:223:LEU:C	29:BF:231:ARG:HD2	2.17	0.64
29:BF:236:THR:O	29:BF:239:ALA:CA	2.46	0.64
31:BH:67:THR:O	31:BH:70:LEU:CB	2.46	0.64
32:BI:145:VAL:O	32:BI:146:THR:HB	1.97	0.64
55:BK:113:MET:N	55:BK:114:PRO:HD2	2.13	0.64
55:BK:38:PHE:CZ	55:BK:66:PHE:O	2.51	0.64
34:BO:101:PRO:HA	34:BO:120:GLU:O	1.97	0.64
26:BA:2727:G:H4'	34:BO:70:ARG:CZ	2.28	0.64
36:BQ:35:ASN:N	36:BQ:75:SER:HA	2.13	0.64
36:BQ:51:GLU:N	36:BQ:51:GLU:CD	2.51	0.64
43:BR:20:LEU:CD2	43:BR:24:GLN:CD	2.66	0.64
43:BR:89:ASP:OD1	43:BR:90:ARG:HG3	1.95	0.64
39:BW:72:LYS:HB3	39:BW:106:ILE:HG21	1.80	0.64
39:BW:23:LEU:CD1	39:BW:35:ILE:CG2	2.76	0.64
39:BW:39:THR:CA	50:B5:28:PRO:HG3	2.27	0.64
40:BX:75:GLN:O	40:BX:77:VAL:N	2.31	0.64
1:AA:1014:A:N1	22:AS:34:TRP:CZ3	2.66	0.64
6:AC:91:LEU:HD11	6:AC:99:VAL:CG2	2.22	0.64
14:AK:99:GLN:HG2	14:AK:105:VAL:HG11	1.78	0.64
46:B2:27:LEU:O	46:B2:30:ALA:HB3	1.98	0.64
26:BA:17:G:P	50:B5:13:LYS:NZ	2.65	0.64
51:B6:21:TYR:CE1	51:B6:43:VAL:HG21	2.33	0.64
26:BA:1202:C:C2	26:BA:1243:G:N2	2.64	0.64
26:BA:1943:U:C1'	26:BA:1945:G:C5'	2.74	0.64
26:BA:2065:C:N4	26:BA:2445:G:N1	2.40	0.64
26:BA:2372:G:C2	26:BA:2373:G:C5	2.86	0.64
26:BA:2392:A:C8	26:BA:2393:A:N7	2.65	0.64
26:BA:2410:G:N9	26:BA:2411:A:N7	2.46	0.64
26:BA:2428:G:C3'	26:BA:2428:G:C8	2.80	0.64

*Continued on next page...*



*Continued from previous page...*

Atom-1	Atom-2	Interatomic distance (Å)	Clash overlap (Å)
26:BA:2454:G:O2'	26:BA:2455:G:C5'	2.46	0.64
26:BA:2511:U:H2'	26:BA:2512:C:C5'	2.27	0.64
26:BA:2561:A:C8	26:BA:2561:A:H3'	2.32	0.64
26:BA:2576:G:OP1	26:BA:2576:G:C3'	2.43	0.64
26:BA:2603:G:H2'	26:BA:2604:U:O5'	1.97	0.64
26:BA:2611:U:C3'	26:BA:2611:U:H6	2.11	0.64
26:BA:2717:G:C6	26:BA:2718:G:N7	2.66	0.64
26:BA:2741:A:C2'	26:BA:2742:C:C5'	2.57	0.64
26:BA:343:C:N3	26:BA:344:G:C2	2.66	0.64
26:BA:532:A:C3'	26:BA:533:G:O4'	2.44	0.64
26:BA:930:U:H2'	26:BA:931:G:H1'	1.79	0.64
28:BE:102:ASP:CG	28:BE:104:PHE:HE1	1.96	0.64
28:BE:212:GLY:O	28:BE:214:VAL:N	2.31	0.64
28:BE:228:ARG:O	28:BE:229:GLN:C	2.35	0.64
28:BE:93:GLN:O	28:BE:94:ARG:HG3	1.98	0.64
30:BG:21:VAL:HG22	30:BG:132:VAL:HG23	1.80	0.64
30:BG:11:HIS:O	30:BG:15:GLU:HG3	1.98	0.64
30:BG:95:THR:HG22	30:BG:96:SER:H	1.62	0.64
31:BH:10:ILE:CD1	31:BH:49:ILE:HG12	2.25	0.64
26:BA:1036:G:OP1	31:BH:58:LYS:HD2	1.98	0.64
31:BH:87:GLU:OE2	31:BH:162:ARG:CB	2.41	0.64
33:BN:15:ARG:CG	33:BN:43:ARG:CD	2.71	0.64
33:BN:41:ALA:HB1	33:BN:75:PRO:HB3	1.80	0.64
33:BN:94:GLY:O	33:BN:95:ARG:O	2.16	0.64
35:BP:94:ARG:HG2	35:BP:120:LEU:HD23	1.71	0.64
26:BA:2250:G:H5''	36:BQ:102:ARG:HD3	1.79	0.64
36:BQ:51:GLU:CA	36:BQ:118:ALA:HB2	2.17	0.64
37:BS:33:ARG:CB	37:BS:35:VAL:CG2	2.73	0.64
38:BT:6:CYS:SG	38:BT:31:PHE:CD2	2.91	0.64
45:BV:59:GLU:OE2	45:BV:99:GLN:HG2	1.98	0.64
39:BW:24:ILE:CB	39:BW:32:ALA:HB1	2.28	0.64
41:BY:103:LEU:CD2	41:BY:108:ARG:HB3	2.21	0.64
41:BY:29:ALA:O	41:BY:30:ASP:C	2.34	0.64
41:BY:31:LEU:O	41:BY:34:GLU:HG3	1.92	0.64
41:BY:46:ASP:N	41:BY:62:VAL:CB	2.61	0.64
1:AA:1539:C:OP1	21:AR:54:ARG:HD3	1.98	0.64
1:AA:193:C:O2'	23:AT:64:ASP:HB2	1.98	0.64
1:AA:940:C:H2'	1:AA:941:G:C8	2.33	0.64
13:AJ:64:GLU:HB3	17:AN:59:ALA:HB2	1.80	0.64
48:B0:36:ILE:H	48:B0:68:VAL:CG2	2.10	0.64
49:B4:11:PRO:O	49:B4:12:CYS:HB2	1.97	0.64

*Continued on next page...*



*Continued from previous page...*

Atom-1	Atom-2	Interatomic distance (Å)	Clash overlap (Å)
26:BA:1364:G:C3'	49:B4:3:LYS:NZ	2.58	0.64
49:B4:9:ALA:O	49:B4:10:VAL:HG23	1.98	0.64
26:BA:2421:G:P	51:B6:2:ALA:O	2.56	0.64
51:B6:2:ALA:O	51:B6:4:ASP:OD1	2.16	0.64
26:BA:1189:A:OP2	26:BA:1190:G:N7	2.31	0.64
26:BA:1274:A:C5	26:BA:1302:A:H2	2.16	0.64
26:BA:1456:G:H1	26:BA:2704:C:H42	1.46	0.64
26:BA:1559:G:N1	26:BA:1560:G:H4'	2.13	0.64
26:BA:1697:G:C3'	26:BA:1698:A:H5'	2.27	0.64
26:BA:2252:G:O5'	26:BA:2252:G:H8	1.80	0.64
26:BA:2313:C:C4	26:BA:2314:C:C4	2.85	0.64
26:BA:2436:G:N1	26:BA:2437:U:N3	2.45	0.64
26:BA:2515:C:H2'	26:BA:2515:C:O2	1.95	0.64
26:BA:2605:U:C2'	26:BA:2606:C:C5'	2.76	0.64
26:BA:2717:G:C4	26:BA:2718:G:N7	2.60	0.64
26:BA:2737:G:C2	26:BA:2738:A:C5	2.85	0.64
26:BA:2839:G:N1	26:BA:2840:C:C4	2.65	0.64
26:BA:2840:C:H2'	26:BA:2841:C:H6	1.59	0.64
26:BA:397:G:H5''	49:B4:59:PHE:HZ	1.61	0.64
25:BB:24:G:N7	25:BB:56:G:C4	2.66	0.64
26:BA:1566:A:C2	27:BD:212:HIS:ND1	2.66	0.64
27:BD:65:ASP:OD1	27:BD:66:PHE:CA	2.44	0.64
27:BD:81:GLU:O	27:BD:82:TYR:O	2.16	0.64
29:BF:1:MET:O	29:BF:18:LEU:HG	1.97	0.64
31:BH:102:LEU:HD13	31:BH:122:ILE:HD13	1.79	0.64
31:BH:87:GLU:CG	31:BH:162:ARG:O	2.34	0.64
31:BH:41:THR:HB	31:BH:52:THR:OG1	1.97	0.64
32:BI:95:SER:C	32:BI:98:ILE:CB	2.53	0.64
55:BK:67:THR:O	55:BK:68:PHE:HB2	1.98	0.64
35:BP:64:ILE:CD1	35:BP:106:VAL:CG1	2.73	0.64
43:BR:33:ARG:HB2	43:BR:115:GLU:HB3	1.77	0.64
44:BU:88:ILE:HB	45:BV:52:GLY:HA2	1.79	0.64
40:BX:26:PHE:HD1	40:BX:26:PHE:N	1.94	0.64
41:BY:101:LEU:O	41:BY:102:ASP:C	2.36	0.64
41:BY:46:ASP:N	41:BY:62:VAL:HG11	2.12	0.64
41:BY:74:VAL:CB	41:BY:77:VAL:CG2	2.70	0.64
41:BY:58:GLU:H	41:BY:97:ARG:NH1	1.96	0.64
1:AA:1095:U:OP1	1:AA:1108:G:N2	2.31	0.63
1:AA:522:C:H2'	1:AA:523:A:H8	1.62	0.63
16:AM:15:VAL:O	16:AM:19:LEU:HG	1.98	0.63
26:BA:2262:U:H5	48:B0:14:ARG:NH1	1.94	0.63

*Continued on next page...*



*Continued from previous page...*

Atom-1	Atom-2	Interatomic distance (Å)	Clash overlap (Å)
49:B4:23:GLU:CD	49:B4:29:PRO:CG	2.57	0.63
26:BA:2624:G:H1'	50:B5:22:HIS:HE2	1.62	0.63
51:B6:19:GLY:CA	51:B6:44:ALA:HB2	2.24	0.63
51:B6:41:ASP:CB	51:B6:46:LYS:NZ	2.47	0.63
26:BA:1129:A:H2	26:BA:2570:G:C8	2.16	0.63
26:BA:2299:G:H2'	26:BA:2300:G:H8	1.63	0.63
26:BA:2353:G:H1	26:BA:2364:C:H41	1.31	0.63
26:BA:2374:C:H2'	26:BA:2375:G:C8	2.33	0.63
26:BA:2386:C:H2'	26:BA:2387:U:C6	2.34	0.63
26:BA:2507:C:C5	26:BA:2508:G:N7	2.66	0.63
26:BA:2531:A:H2	26:BA:2658:C:H1'	1.59	0.63
26:BA:2700:C:H2'	26:BA:2701:C:O4'	1.97	0.63
26:BA:2881:C:C5	26:BA:2882:A:N7	2.66	0.63
26:BA:389:G:O6	35:BP:54:PRO:HB3	1.98	0.63
26:BA:606:U:OP1	29:BF:104:ASP:N	2.31	0.63
25:BB:12:C:N3	37:BS:10:MET:HE1	2.11	0.63
26:BA:2218:G:C2'	27:BD:146:LYS:HE3	2.28	0.63
27:BD:175:LEU:HD12	27:BD:179:GLU:CA	2.27	0.63
26:BA:1568:G:C5'	27:BD:60:GLN:CG	2.71	0.63
27:BD:75:GLY:HA3	27:BD:115:ILE:C	2.17	0.63
28:BE:201:VAL:HG13	28:BE:310:PHE:C	2.18	0.63
28:BE:222:ARG:CD	28:BE:232:ARG:O	2.45	0.63
29:BF:150:THR:CB	29:BF:207:LEU:HD21	2.28	0.63
29:BF:211:ASP:O	29:BF:211:ASP:CG	2.36	0.63
30:BG:49:PRO:CG	30:BG:73:VAL:HG23	2.28	0.63
30:BG:93:LEU:CD2	30:BG:97:GLN:OE1	2.36	0.63
31:BH:53:ARG:CB	31:BH:56:ASP:OD1	2.21	0.63
55:BK:102:ARG:O	55:BK:103:LYS:C	2.36	0.63
34:BO:43:VAL:HG11	34:BO:54:LYS:HA	1.80	0.63
34:BO:85:VAL:O	34:BO:87:ILE:CD1	2.45	0.63
36:BQ:94:ARG:CG	36:BQ:107:LYS:H	2.10	0.63
36:BQ:12:PRO:CB	36:BQ:20:ILE:CD1	2.73	0.63
36:BQ:31:PHE:O	36:BQ:85:ILE:HD11	1.99	0.63
43:BR:19:ALA:O	43:BR:20:LEU:O	2.15	0.63
43:BR:44:LEU:HD13	43:BR:48:VAL:HG21	0.67	0.63
37:BS:27:LEU:O	37:BS:28:LYS:C	2.36	0.63
44:BU:65:ILE:HD11	44:BU:96:ALA:HB2	1.76	0.63
39:BW:39:THR:OG1	39:BW:40:ASN:N	2.31	0.63
39:BW:6:ILE:HG12	39:BW:7:ALA:H	1.63	0.63
40:BX:25:GLN:N	40:BX:26:PHE:CE1	2.66	0.63
40:BX:6:LYS:HZ2	40:BX:29:ASP:CA	2.08	0.63

*Continued on next page...*



*Continued from previous page...*

Atom-1	Atom-2	Interatomic distance (Å)	Clash overlap (Å)
41:BY:71:VAL:HG22	41:BY:93:THR:CA	2.28	0.63
42:BZ:3:LEU:O	42:BZ:56:VAL:CG2	2.46	0.63
1:AA:1286:A:H62	1:AA:1354:C:H5''	1.62	0.63
1:AA:20:U:O4'	1:AA:572:A:C6	2.52	0.63
1:AA:21:G:C2	1:AA:915:A:N6	2.66	0.63
1:AA:1193:G:H1'	8:AE:25:ARG:NH2	2.13	0.63
2:AV:57:G:H2'	2:AV:58:A:H5''	1.80	0.63
47:B3:26:LEU:HD21	47:B3:46:ASN:ND2	2.11	0.63
49:B4:21:VAL:O	49:B4:22:MET:HB2	1.97	0.63
50:B5:56:GLN:C	50:B5:57:VAL:HG23	2.18	0.63
52:B7:30:ILE:N	52:B7:33:ARG:HD2	2.11	0.63
26:BA:1774:C:O3'	26:BA:1979:C:O2'	2.10	0.63
26:BA:790:C:OP1	26:BA:1781:C:N4	2.31	0.63
26:BA:2436:G:C2	26:BA:2437:U:N1	2.66	0.63
26:BA:2453:A:O3'	26:BA:2572:A:O2'	2.15	0.63
26:BA:2478:A:N7	26:BA:2479:G:N7	2.46	0.63
26:BA:2604:U:H2'	26:BA:2605:U:C5	2.33	0.63
26:BA:2616:C:H2'	26:BA:2617:C:C6	2.32	0.63
26:BA:2676:C:H3'	26:BA:2676:C:H6	1.61	0.63
26:BA:2801:A:C2	26:BA:2895:U:C1'	2.76	0.63
27:BD:103:ILE:HG12	27:BD:104:ILE:HD12	0.63	0.63
27:BD:105:ALA:H	27:BD:106:PRO:HD3	1.61	0.63
26:BA:1799:G:H21	27:BD:153:LEU:HD11	1.62	0.63
28:BE:206:LYS:C	28:BE:257:GLY:CA	2.67	0.63
28:BE:217:TRP:CE2	28:BE:251:PRO:HB3	2.33	0.63
31:BH:123:GLU:O	31:BH:125:PRO:HD2	1.99	0.63
31:BH:57:GLU:O	31:BH:58:LYS:C	2.37	0.63
32:BI:79:ILE:HD12	32:BI:79:ILE:N	2.14	0.63
34:BO:17:ARG:C	34:BO:18:GLU:HG3	2.18	0.63
35:BP:106:VAL:HG23	35:BP:123:ASP:H	1.62	0.63
36:BQ:33:MET:C	36:BQ:83:PHE:HB2	2.18	0.63
43:BR:42:LYS:C	43:BR:43:GLU:OE2	2.36	0.63
37:BS:27:LEU:HA	37:BS:33:ARG:CZ	2.27	0.63
37:BS:53:ASN:C	37:BS:55:ASP:N	2.48	0.63
26:BA:535:C:H5''	44:BU:53:LYS:CE	2.28	0.63
45:BV:39:PHE:CD2	45:BV:41:GLY:N	2.66	0.63
26:BA:1338:G:HO2'	40:BX:13:LYS:NZ	1.91	0.63
41:BY:30:ASP:O	41:BY:31:LEU:C	2.37	0.63
42:BZ:67:LYS:CA	42:BZ:67:LYS:HZ2	2.05	0.63
1:AA:1025:U:H2'	1:AA:1026:G:C8	2.33	0.63
1:AA:39:G:C8	1:AA:547:A:C8	2.85	0.63

*Continued on next page...*



*Continued from previous page...*

Atom-1	Atom-2	Interatomic distance (Å)	Clash overlap (Å)
1:AA:949:A:C4'	1:AA:1364:U:H3	2.11	0.63
1:AA:985:C:H2'	1:AA:986:A:C8	2.32	0.63
49:B4:6:HIS:CG	49:B4:56:VAL:CG2	2.63	0.63
26:BA:1263:U:C4'	50:B5:16:ARG:NH2	2.61	0.63
50:B5:46:CYS:O	50:B5:49:CYS:N	2.28	0.63
52:B7:43:THR:O	52:B7:44:VAL:C	2.36	0.63
52:B7:8:ASN:HB2	52:B7:11:LYS:HB2	1.80	0.63
26:BA:144:C:OP1	40:BX:36:GLU:OE2	2.16	0.63
26:BA:1482:U:C3'	26:BA:1482:U:C6	2.80	0.63
26:BA:1790:C:OP2	27:BD:225:ARG:N	2.28	0.63
26:BA:2098:U:N3	26:BA:2191:G:N1	2.41	0.63
26:BA:2103:C:N3	26:BA:2187:G:C6	2.65	0.63
26:BA:2199:A:C3'	26:BA:2205:C:C6	2.76	0.63
26:BA:2234:G:N1	26:BA:2235:G:C4	2.66	0.63
26:BA:2319:G:P	26:BA:2320:A:OP1	2.56	0.63
26:BA:2345:G:H21	26:BA:2381:C:H3'	1.64	0.63
26:BA:2391:G:O2'	26:BA:2392:A:C5'	2.35	0.63
26:BA:2429:G:H5''	26:BA:2430:A:OP2	1.94	0.63
26:BA:2446:G:N3	26:BA:2501:C:H5	1.88	0.63
26:BA:2543:G:N7	26:BA:2544:G:C5	2.63	0.63
26:BA:2653:U:N1	26:BA:2654:A:N7	2.46	0.63
26:BA:2679:A:H2'	28:BE:300:VAL:HG13	1.80	0.63
26:BA:265:A:N6	26:BA:281:G:H5'	2.13	0.63
26:BA:2864:G:C2'	26:BA:2865:U:H6	2.09	0.63
26:BA:2631:G:C4'	26:BA:2892:A:OP1	2.34	0.63
26:BA:2898:U:C2	26:BA:2899:G:C8	2.86	0.63
26:BA:674:G:C4'	29:BF:69:HIS:HA	2.27	0.63
25:BB:50:G:P	37:BS:74:PRO:HB2	2.37	0.63
27:BD:103:ILE:C	27:BD:104:ILE:HD12	2.18	0.63
27:BD:175:LEU:HD21	27:BD:180:VAL:C	2.18	0.63
28:BE:175:ASP:O	28:BE:176:HIS:C	2.34	0.63
28:BE:198:TYR:CZ	28:BE:267:ARG:HB3	2.33	0.63
29:BF:31:ILE:O	29:BF:32:GLY:C	2.35	0.63
31:BH:126:SER:O	31:BH:128:THR:N	2.31	0.63
31:BH:91:VAL:N	31:BH:159:LYS:CE	2.61	0.63
32:BI:68:LEU:CG	32:BI:108:LEU:HD11	2.26	0.63
32:BI:9:VAL:O	32:BI:10:LYS:HB3	1.97	0.63
55:BK:100:VAL:HG21	55:BK:137:ILE:CG2	2.28	0.63
33:BN:47:THR:O	33:BN:53:ILE:HD11	1.98	0.63
34:BO:99:PHE:HD2	38:BT:24:LYS:HE3	1.62	0.63
36:BQ:118:ALA:O	36:BQ:119:ASN:CB	2.46	0.63

*Continued on next page...*



*Continued from previous page...*

Atom-1	Atom-2	Interatomic distance (Å)	Clash overlap (Å)
36:BQ:152:SER:O	36:BQ:155:GLY:N	2.30	0.63
43:BR:55:ALA:CB	43:BR:79:LEU:HD21	2.28	0.63
44:BU:28:ARG:O	44:BU:29:SER:C	2.36	0.63
44:BU:94:VAL:O	44:BU:98:ILE:HD13	0.82	0.63
45:BV:61:VAL:HG22	45:BV:97:GLY:C	2.19	0.63
39:BW:24:ILE:HA	39:BW:35:ILE:HD13	1.79	0.63
40:BX:14:ALA:HB1	40:BX:18:MET:HE1	1.80	0.63
40:BX:13:LYS:HA	40:BX:16:ASN:OD1	1.96	0.63
26:BA:145:G:C4'	40:BX:1:SER:HB2	2.25	0.63
41:BY:28:SER:HB3	41:BY:99:THR:HG1	1.53	0.63
41:BY:46:ASP:CG	41:BY:98:VAL:CG1	2.67	0.63
1:AA:1004:A:H5''	1:AA:1025:U:C4	2.33	0.63
1:AA:979:C:C5'	1:AA:1222:G:O6	2.46	0.63
1:AA:1329:A:O2'	16:AM:24:GLY:CA	2.40	0.63
1:AA:409:G:O5'	7:AD:25:ARG:HB3	1.98	0.63
1:AA:952:U:H4'	1:AA:964:A:N1	2.14	0.63
14:AK:61:ALA:HB1	14:AK:94:ALA:HB2	1.81	0.63
1:AA:1222:G:H5''	22:AS:78:ARG:NH2	2.13	0.63
49:B4:30:GLU:C	49:B4:31:ILE:CD1	2.47	0.63
26:BA:1006:C:O2'	33:BN:86:MET:HB3	1.98	0.63
26:BA:584:C:N4	26:BA:1256:G:H1	1.94	0.63
26:BA:1804:C:H42	26:BA:1813:G:H1	1.47	0.63
26:BA:2579:C:O2'	26:BA:2580:U:H5'	1.96	0.63
26:BA:2616:C:C2	26:BA:2617:C:C6	2.86	0.63
26:BA:2619:C:H2'	26:BA:2620:C:O5'	1.98	0.63
26:BA:2655:G:C2'	26:BA:2655:G:N3	2.61	0.63
26:BA:2651:C:C2	26:BA:2670:A:C2	2.85	0.63
26:BA:2733:A:N3	28:BE:318:ASN:CB	2.60	0.63
26:BA:2845:G:O2'	26:BA:2846:G:C4'	2.41	0.63
26:BA:2861:G:C8	26:BA:2861:G:H5''	2.26	0.63
26:BA:793:A:OP1	26:BA:2071:A:O2'	2.15	0.63
26:BA:848:G:H2'	26:BA:849:A:H8	1.62	0.63
27:BD:174:ARG:CG	27:BD:174:ARG:NH1	2.49	0.63
26:BA:2679:A:C2'	28:BE:300:VAL:HG12	2.29	0.63
28:BE:45:LYS:N	28:BE:74:GLU:OE1	2.31	0.63
29:BF:103:ASN:HB2	29:BF:106:GLU:CG	2.29	0.63
29:BF:20:ASP:O	29:BF:21:VAL:C	2.36	0.63
29:BF:39:GLN:O	29:BF:42:ARG:N	2.30	0.63
30:BG:53:LYS:O	30:BG:54:ALA:HB2	1.97	0.63
32:BI:108:LEU:HD23	32:BI:109:LYS:N	2.13	0.63
55:BK:132:ALA:O	55:BK:137:ILE:C	2.37	0.63

*Continued on next page...*



*Continued from previous page...*

Atom-1	Atom-2	Interatomic distance (Å)	Clash overlap (Å)
33:BN:19:MET:HG2	33:BN:132:LEU:HD11	1.80	0.63
33:BN:60:ARG:CB	33:BN:71:TYR:HD2	2.10	0.63
34:BO:14:SER:OG	34:BO:86:ILE:HD12	1.98	0.63
34:BO:17:ARG:HH21	34:BO:47:THR:C	2.02	0.63
35:BP:114:VAL:CG2	35:BP:133:VAL:N	2.41	0.63
36:BQ:15:THR:O	36:BQ:16:ARG:CG	2.39	0.63
43:BR:100:LEU:C	50:B5:44:HIS:CD2	2.72	0.63
43:BR:22:ARG:HG3	43:BR:26:LYS:CE	2.23	0.63
37:BS:23:ARG:HH21	37:BS:35:VAL:CG2	2.10	0.63
37:BS:81:ALA:C	37:BS:83:LEU:N	2.51	0.63
44:BU:113:SER:O	44:BU:115:ASN:CA	2.46	0.63
41:BY:20:HIS:HA	41:BY:67:LEU:CD2	2.27	0.63
42:BZ:55:THR:HG23	42:BZ:58:GLY:HA2	1.80	0.63
1:AA:1237:C:O2'	1:AA:1300:G:N2	2.32	0.63
1:AA:568:G:N3	1:AA:574:A:H2	1.95	0.63
1:AA:977:A:C2	1:AA:1223:C:C5	2.87	0.63
1:AA:939:G:H5''	10:AG:102:ARG:HH22	1.62	0.63
1:AA:1225:A:C4'	22:AS:78:ARG:HD3	2.29	0.63
48:B0:36:ILE:N	48:B0:68:VAL:HG22	2.12	0.63
46:B2:43:PRO:O	46:B2:44:GLY:C	2.34	0.63
46:B2:48:GLU:O	46:B2:51:LYS:N	2.32	0.63
49:B4:17:GLN:CB	49:B4:33:VAL:HB	2.28	0.63
51:B6:2:ALA:CB	51:B6:11:LYS:HE3	2.28	0.63
26:BA:126:A:OP2	52:B7:44:VAL:HG11	1.97	0.63
26:BA:592:G:C2'	53:B8:3:LYS:HE3	2.18	0.63
53:B8:4:MET:SD	53:B8:4:MET:N	2.72	0.63
26:BA:1129:A:N1	26:BA:2570:G:C1'	2.55	0.63
26:BA:1163:G:C2	26:BA:1164:G:C8	2.86	0.63
26:BA:1664:A:H8	26:BA:1664:A:H3'	1.63	0.63
26:BA:1779:U:H3'	26:BA:1779:U:C6	2.34	0.63
26:BA:1817:G:OP1	27:BD:63:ILE:CD1	2.46	0.63
26:BA:199:A:N7	26:BA:2434:A:N6	2.46	0.63
26:BA:2197:U:H2'	26:BA:2224:G:N1	2.12	0.63
26:BA:2252:G:H3'	26:BA:2252:G:H8	1.63	0.63
26:BA:2317:C:C4	26:BA:2318:G:C6	2.87	0.63
26:BA:2446:G:C5'	26:BA:2446:G:C8	2.77	0.63
26:BA:2462:U:H1'	26:BA:2491:U:O4	1.99	0.63
26:BA:2485:G:N3	26:BA:2486:G:C1'	2.61	0.63
26:BA:2644:G:P	26:BA:2644:G:H8	2.21	0.63
26:BA:2644:G:N1	26:BA:2645:G:N2	2.46	0.63
26:BA:2786:U:H2'	26:BA:2787:C:H6	1.64	0.63

*Continued on next page...*



*Continued from previous page...*

Atom-1	Atom-2	Interatomic distance (Å)	Clash overlap (Å)
26:BA:2803:C:H2'	26:BA:2803:C:O2	1.99	0.63
26:BA:2810:A:H8	26:BA:2811:G:O4'	1.68	0.63
26:BA:291:C:C2'	26:BA:292:C:H5'	2.28	0.63
26:BA:443:A:N7	29:BF:43:LYS:HD3	2.13	0.63
26:BA:566:U:OP2	45:BV:81:ARG:NH2	2.32	0.63
26:BA:602:G:H2'	26:BA:655:A:C2	2.34	0.63
26:BA:614:U:H3'	26:BA:615:G:C4'	2.19	0.63
26:BA:825:C:C4'	26:BA:2428:G:O6	2.46	0.63
27:BD:131:LEU:O	27:BD:132:GLU:C	2.36	0.63
27:BD:152:GLN:O	27:BD:153:LEU:CB	2.44	0.63
28:BE:192:ILE:O	28:BE:194:ARG:HG2	1.99	0.63
28:BE:47:GLY:HA2	28:BE:305:LYS:HG2	1.79	0.63
29:BF:168:ARG:C	29:BF:193:LEU:HG	2.18	0.63
30:BG:20:LYS:HA	30:BG:76:ARG:CG	2.28	0.63
31:BH:40:MET:CB	31:BH:64:HIS:CE1	2.81	0.63
33:BN:5:GLU:N	33:BN:109:TYR:HE2	1.97	0.63
35:BP:114:VAL:HG21	35:BP:133:VAL:H	1.54	0.63
43:BR:44:LEU:HD13	43:BR:48:VAL:HG23	1.72	0.63
34:BO:80:ASP:N	38:BT:22:VAL:O	2.31	0.63
44:BU:17:VAL:O	44:BU:20:ARG:HB2	1.99	0.63
26:BA:994:C:C3'	44:BU:54:LYS:HE2	2.29	0.63
45:BV:49:GLU:CA	45:BV:53:LYS:HD2	2.28	0.63
41:BY:41:ARG:C	41:BY:112:LEU:CB	2.62	0.63
42:BZ:160:LEU:N	42:BZ:160:LEU:HD12	2.13	0.63
42:BZ:47:SER:O	42:BZ:48:THR:C	2.35	0.63
1:AA:1328:C:OP1	16:AM:28:ALA:HB1	1.99	0.63
1:AA:540:G:C2'	7:AD:42:GLN:HE22	2.11	0.63
1:AA:789:U:O2	1:AA:792:A:C8	2.51	0.63
1:AA:939:G:OP1	10:AG:102:ARG:NH1	2.32	0.63
2:AV:56:C:C1'	30:BG:56:ARG:CZ	2.77	0.63
3:AW:75:C:H41	49:B4:28:ARG:H	1.44	0.63
48:B0:46:LYS:CD	48:B0:46:LYS:N	2.60	0.63
48:B0:69:PHE:C	48:B0:70:ILE:HG23	2.17	0.63
46:B2:31:ARG:C	46:B2:34:GLN:N	2.51	0.63
47:B3:53:LEU:HD23	47:B3:53:LEU:O	1.99	0.63
49:B4:63:PHE:HD2	49:B4:69:ARG:NH2	1.96	0.63
50:B5:31:THR:OG1	50:B5:32:GLU:N	2.32	0.63
51:B6:11:LYS:HE2	51:B6:26:LYS:HE2	1.80	0.63
53:B8:52:LYS:C	53:B8:54:GLU:N	2.30	0.63
26:BA:1034:G:H5'	54:B9:18:ARG:CZ	2.28	0.63
26:BA:1418:G:N2	26:BA:1580:A:C2	2.66	0.63

*Continued on next page...*



*Continued from previous page...*

Atom-1	Atom-2	Interatomic distance (Å)	Clash overlap (Å)
26:BA:1555:G:C8	26:BA:1555:G:O5'	2.51	0.63
26:BA:2093:G:H4'	32:BI:29:PHE:CE1	2.34	0.63
26:BA:2189:U:C2'	26:BA:2190:G:H8	2.12	0.63
26:BA:2241:A:H2'	26:BA:2242:G:H8	1.64	0.63
26:BA:2369:A:O2'	26:BA:2370:G:H5'	1.98	0.63
26:BA:2396:G:H2'	26:BA:2396:G:N3	2.11	0.63
26:BA:227:A:N6	26:BA:2407:G:H8	1.92	0.63
26:BA:2454:G:C4	26:BA:2455:G:C8	2.87	0.63
26:BA:2509:G:C2	26:BA:2580:U:C2	2.87	0.63
26:BA:259:G:H2'	26:BA:260:G:H8	1.63	0.63
26:BA:2657:A:C6	26:BA:2665:A:C5	2.86	0.63
26:BA:2523:G:C1'	26:BA:2765:A:N7	2.61	0.63
26:BA:2881:C:HO2'	26:BA:2882:A:P	2.21	0.63
26:BA:2887:U:N3	26:BA:2888:C:C5	2.66	0.63
26:BA:67:U:H2'	26:BA:68:G:C8	2.34	0.63
28:BE:176:HIS:O	28:BE:179:ASP:CG	2.36	0.63
28:BE:201:VAL:HG13	28:BE:310:PHE:O	1.99	0.63
28:BE:211:GLN:H	28:BE:216:ARG:NH2	1.93	0.63
30:BG:47:GLN:HE21	30:BG:79:MET:HG3	1.63	0.63
31:BH:169:ARG:HE	31:BH:169:ARG:HA	1.63	0.63
31:BH:34:ARG:HH12	31:BH:73:ASN:CB	2.07	0.63
32:BI:133:LEU:H	32:BI:138:THR:HG22	1.61	0.63
32:BI:141:LEU:HD13	32:BI:142:LYS:CA	2.29	0.63
32:BI:39:ALA:O	32:BI:44:LEU:HG	1.99	0.63
33:BN:12:VAL:CB	33:BN:38:VAL:HG21	2.29	0.63
33:BN:58:GLU:CA	33:BN:61:VAL:HB	2.29	0.63
35:BP:94:ARG:H	35:BP:94:ARG:HD2	1.64	0.63
36:BQ:47:GLU:OE2	36:BQ:151:SER:HA	1.99	0.63
36:BQ:66:ASN:O	36:BQ:68:ALA:N	2.31	0.63
36:BQ:85:ILE:N	36:BQ:85:ILE:HD12	2.14	0.63
43:BR:72:ASP:C	43:BR:76:VAL:CG2	2.65	0.63
37:BS:87:LEU:O	37:BS:90:LEU:HB2	1.98	0.63
38:BT:45:GLU:O	38:BT:48:ASN:OD1	2.17	0.63
1:AA:1285:A:H4'	1:AA:1286:A:O5'	1.98	0.63
1:AA:1392:G:N2	1:AA:1502:A:C8	2.65	0.63
1:AA:562:C:O2'	15:AL:15:ARG:HB3	1.98	0.63
1:AA:940:C:H2'	1:AA:941:G:H8	1.63	0.63
1:AA:979:C:OP1	1:AA:1223:C:N4	2.31	0.63
5:AB:103:THR:O	5:AB:104:ASN:HB2	1.99	0.63
7:AD:10:ARG:O	7:AD:13:ARG:HB2	1.99	0.63
2:AV:61:C:H2'	2:AV:62:A:H8	1.64	0.63

*Continued on next page...*



*Continued from previous page...*

Atom-1	Atom-2	Interatomic distance (Å)	Clash overlap (Å)
3:AW:76:A:C4	26:BA:2422:A:C6	2.83	0.63
2:AV:35:A:N1	4:AX:118:C:C2	2.40	0.63
26:BA:1034:G:O5'	54:B9:18:ARG:NH2	2.32	0.63
54:B9:7:VAL:CG2	54:B9:36:GLN:HG3	2.29	0.63
26:BA:1274:A:C5	26:BA:1302:A:C2	2.86	0.63
26:BA:162:U:H4'	26:BA:171:G:H21	1.64	0.63
26:BA:1801:G:C8	26:BA:1801:G:OP1	2.47	0.63
26:BA:1819:A:OP1	27:BD:154:VAL:C	2.37	0.63
26:BA:2314:C:O2'	26:BA:2315:G:H5'	1.96	0.63
26:BA:412:A:N6	26:BA:2411:A:H1'	2.14	0.63
3:AW:76:A:H2'	26:BA:2422:A:N1	2.13	0.63
26:BA:2453:A:H61	26:BA:2500:U:H3	1.46	0.63
26:BA:2690:C:H2'	26:BA:2691:C:OP2	1.99	0.63
26:BA:2774:C:C6	26:BA:2774:C:H5''	2.34	0.63
26:BA:2637:U:N3	26:BA:2782:G:N1	2.47	0.63
26:BA:2843:G:C5	26:BA:2844:G:C8	2.86	0.63
26:BA:511:U:H5	26:BA:512:G:N3	1.97	0.63
26:BA:827:U:C4	26:BA:2430:A:C6	2.86	0.63
26:BA:995:C:OP2	44:BU:54:LYS:CE	2.47	0.63
27:BD:179:GLU:C	27:BD:180:VAL:HG23	2.19	0.63
28:BE:80:ALA:CB	28:BE:187:HIS:NE2	2.61	0.63
30:BG:93:LEU:CD2	30:BG:106:PHE:HD2	1.94	0.63
30:BG:141:VAL:HA	30:BG:144:ARG:NH1	2.13	0.63
30:BG:141:VAL:HA	30:BG:144:ARG:HH11	1.62	0.63
31:BH:41:THR:HG22	31:BH:52:THR:HG21	1.80	0.63
31:BH:71:LEU:O	31:BH:72:ALA:C	2.37	0.63
55:BK:15:ALA:HA	55:BK:46:THR:OG1	1.99	0.63
55:BK:46:THR:CG2	55:BK:54:LEU:HD12	2.12	0.63
36:BQ:92:VAL:CG1	36:BQ:111:THR:N	2.49	0.63
36:BQ:130:PRO:HB2	36:BQ:134:PHE:CZ	2.34	0.63
36:BQ:142:LYS:HE3	36:BQ:142:LYS:HA	1.79	0.63
26:BA:1278:A:O2'	43:BR:27:SER:HB3	1.98	0.63
43:BR:36:THR:HG21	43:BR:40:LYS:HD3	1.78	0.63
45:BV:57:GLN:O	45:BV:58:ALA:CB	2.47	0.63
45:BV:93:ILE:C	45:BV:95:ILE:HD11	2.19	0.63
45:BV:61:VAL:HG12	45:BV:95:ILE:HG22	0.70	0.63
39:BW:14:PRO:HD3	39:BW:99:ARG:O	1.99	0.63
40:BX:6:LYS:HD2	40:BX:27:ALA:CB	2.28	0.63
41:BY:51:LEU:HD23	41:BY:52:ARG:HG3	1.81	0.63
41:BY:84:GLY:O	41:BY:85:GLU:C	2.37	0.63
41:BY:55:PHE:HE2	41:BY:89:ARG:HH22	1.46	0.63

*Continued on next page...*



*Continued from previous page...*

Atom-1	Atom-2	Interatomic distance (Å)	Clash overlap (Å)
42:BZ:64:ALA:HB1	42:BZ:84:TYR:O	1.99	0.63
1:AA:1073:U:H2'	1:AA:1074:G:H8	1.64	0.63
1:AA:1418:A:H8	1:AA:1419:G:O4'	1.79	0.63
1:AA:764:C:C2'	1:AA:765:G:H8	2.03	0.63
3:AW:1:G:N2	3:AW:2:C:C4	2.61	0.63
53:B8:16:ILE:CG2	53:B8:22:VAL:HG22	2.29	0.63
53:B8:50:LEU:CD2	53:B8:51:ALA:CA	2.67	0.63
26:BA:1028:A:C2	26:BA:2486:G:O2'	2.51	0.63
26:BA:1270:C:C4'	26:BA:1271:G:H5''	2.23	0.63
26:BA:1339:G:C5'	40:BX:13:LYS:HE3	2.28	0.63
26:BA:1944:U:O4'	26:BA:1955:U:H1'	1.99	0.63
26:BA:2234:G:C5	26:BA:2235:G:N7	2.67	0.63
26:BA:2286:A:C5'	26:BA:2287:A:H4'	2.17	0.63
26:BA:2322:A:N3	26:BA:2322:A:H2'	2.14	0.63
26:BA:2436:G:C6	26:BA:2437:U:C5	2.87	0.63
26:BA:2538:C:HO2'	26:BA:2539:C:P	2.19	0.63
26:BA:2679:A:N3	28:BE:300:VAL:CB	2.59	0.63
26:BA:2716:U:O2'	26:BA:2717:G:H5''	1.98	0.63
26:BA:2737:G:C6	26:BA:2738:A:N6	2.66	0.63
26:BA:2819:G:C3'	26:BA:2821:A:N6	2.42	0.63
26:BA:359:A:O2'	26:BA:360:G:C8	2.52	0.63
26:BA:617:G:O3'	29:BF:219:ASN:OD1	2.16	0.63
26:BA:627:A:H2'	26:BA:628:G:O4'	1.99	0.63
27:BD:139:LEU:HD13	27:BD:139:LEU:O	1.92	0.63
28:BE:211:GLN:N	28:BE:216:ARG:NH1	2.45	0.63
29:BF:6:TYR:CD1	29:BF:139:VAL:HG12	2.34	0.63
26:BA:2312:U:H5''	30:BG:53:LYS:HA	1.76	0.63
31:BH:127:GLN:CG	31:BH:128:THR:N	2.61	0.63
32:BI:112:LYS:HD3	32:BI:112:LYS:H	1.60	0.63
32:BI:141:LEU:CD1	32:BI:142:LYS:N	2.57	0.63
35:BP:125:PHE:H	35:BP:130:ARG:HH21	1.46	0.63
26:BA:2251:G:P	36:BQ:102:ARG:NE	2.69	0.63
37:BS:76:GLY:O	37:BS:82:TYR:CA	2.46	0.63
44:BU:43:ALA:C	44:BU:45:TYR:N	2.51	0.63
26:BA:535:C:C5'	44:BU:53:LYS:HZ1	2.12	0.63
26:BA:1156:A:N7	44:BU:55:ARG:NH2	2.46	0.63
44:BU:93:LYS:O	44:BU:94:VAL:HB	1.99	0.63
45:BV:42:GLY:HA3	45:BV:54:TYR:HE2	1.56	0.63
40:BX:23:LYS:O	40:BX:68:LEU:CD2	2.46	0.63
40:BX:76:GLU:CD	40:BX:77:VAL:HG23	2.19	0.63
42:BZ:112:LEU:HD21	42:BZ:172:LEU:N	2.14	0.63

*Continued on next page...*



*Continued from previous page...*

Atom-1	Atom-2	Interatomic distance (Å)	Clash overlap (Å)
42:BZ:26:LYS:HG2	42:BZ:27:GLU:HG3	1.81	0.63
42:BZ:46:GLN:C	42:BZ:49:THR:HG1	2.00	0.63
42:BZ:96:VAL:HG13	42:BZ:97:PRO:CD	2.16	0.63
1:AA:1374:A:H1'	10:AG:31:MET:SD	2.37	0.63
1:AA:757:U:O3'	1:AA:821:G:N2	2.31	0.63
1:AA:975:A:C5	1:AA:1357:A:H2	2.17	0.63
8:AE:17:ALA:HA	8:AE:26:PHE:HB3	1.78	0.63
2:AV:31:A:C5'	12:AI:127:LYS:HB2	2.26	0.63
47:B3:50:VAL:O	47:B3:53:LEU:N	2.26	0.63
51:B6:21:TYR:HE1	51:B6:43:VAL:HG21	1.64	0.63
54:B9:7:VAL:CG1	54:B9:34:GLN:NE2	2.60	0.63
26:BA:1899:G:N2	26:BA:1902:C:H41	1.96	0.63
26:BA:2398:U:O5'	26:BA:2398:U:H6	1.82	0.63
26:BA:2498:C:HO2'	26:BA:2499:C:C5'	2.11	0.63
26:BA:2051:A:C2	26:BA:2618:G:O6	2.51	0.63
26:BA:2745:C:C2'	26:BA:2746:U:O5'	2.46	0.63
25:BB:37:C:O2	37:BS:111:PRO:CG	2.47	0.63
25:BB:49:C:OP1	37:BS:110:THR:OG1	2.13	0.63
27:BD:110:LYS:HA	27:BD:110:LYS:CE	2.29	0.63
27:BD:116:MET:HG2	27:BD:117:SER:H	1.63	0.63
28:BE:206:LYS:H	28:BE:257:GLY:C	2.01	0.63
30:BG:135:VAL:CG1	30:BG:135:VAL:O	2.47	0.63
55:BK:38:PHE:HZ	55:BK:66:PHE:N	1.96	0.63
33:BN:83:ILE:HG12	33:BN:84:ARG:H	1.48	0.63
34:BO:3:GLN:HG2	34:BO:4:GLN:H	1.63	0.63
35:BP:71:GLU:C	35:BP:73:VAL:N	2.52	0.63
35:BP:77:ALA:HA	35:BP:81:VAL:CG2	2.16	0.63
37:BS:33:ARG:CB	37:BS:35:VAL:HG23	2.29	0.63
44:BU:13:ARG:H	44:BU:13:ARG:NH1	1.95	0.63
44:BU:59:ARG:O	44:BU:60:LEU:C	2.36	0.63
45:BV:71:ILE:C	45:BV:88:GLN:HG3	2.20	0.63
41:BY:55:PHE:O	41:BY:58:GLU:HB2	1.97	0.63
42:BZ:119:ASN:HB3	42:BZ:120:LEU:CD2	2.29	0.63
42:BZ:42:ALA:O	42:BZ:43:PHE:C	2.36	0.63
1:AA:1268:A:C1'	24:AU:20:LYS:CB	2.77	0.62
1:AA:299:G:H2'	1:AA:300:A:C8	2.33	0.62
1:AA:398:C:H2'	1:AA:399:G:C8	2.34	0.62
1:AA:397:A:C6	1:AA:548:G:C5	2.86	0.62
1:AA:706:A:H4'	14:AK:29:ILE:HD11	1.81	0.62
15:AL:54:LYS:HG2	15:AL:75:HIS:CE1	2.34	0.62
26:BA:2354:G:H1'	48:B0:32:LYS:HG2	1.80	0.62

*Continued on next page...*



*Continued from previous page...*

Atom-1	Atom-2	Interatomic distance (Å)	Clash overlap (Å)
48:B0:49:GLN:HE21	48:B0:49:GLN:N	1.97	0.62
48:B0:68:VAL:O	48:B0:69:PHE:HB2	1.93	0.62
46:B2:24:LYS:O	46:B2:26:GLU:OE2	2.17	0.62
49:B4:58:LYS:HD2	49:B4:62:ARG:NH2	2.11	0.62
50:B5:18:MET:O	50:B5:19:ARG:O	2.17	0.62
52:B7:33:ARG:O	52:B7:34:ARG:C	2.36	0.62
26:BA:1575:C:H2'	26:BA:1576:U:O2	1.99	0.62
26:BA:1966:A:C2	26:BA:2593:U:C5'	2.80	0.62
26:BA:2081:C:H5'	49:B4:35:VAL:HG21	1.81	0.62
26:BA:2100:G:C1'	26:BA:2190:G:N2	2.61	0.62
26:BA:2320:A:H61	37:BS:14:ARG:N	1.96	0.62
26:BA:2395:C:C3'	26:BA:2395:C:H6	2.09	0.62
26:BA:2579:C:H3'	26:BA:2579:C:C6	2.34	0.62
26:BA:2586:C:O2	26:BA:2587:A:C8	2.52	0.62
26:BA:2619:C:H2'	26:BA:2620:C:C5'	2.28	0.62
26:BA:2894:G:H2'	26:BA:2894:G:N3	2.14	0.62
26:BA:354:G:N3	26:BA:355:G:N7	2.47	0.62
26:BA:991:C:C5	26:BA:1185:C:N4	2.67	0.62
27:BD:160:SER:O	27:BD:176:ALA:CB	2.47	0.62
26:BA:1789:A:C5'	27:BD:224:VAL:CG1	2.77	0.62
27:BD:85:ASN:ND2	27:BD:86:ARG:HD2	2.14	0.62
28:BE:251:PRO:O	28:BE:252:GLN:NE2	2.32	0.62
29:BF:104:ASP:HB2	29:BF:105:LYS:HD2	1.81	0.62
30:BG:23:VAL:HG12	30:BG:130:VAL:HB	1.81	0.62
30:BG:57:THR:N	30:BG:63:ILE:HA	2.13	0.62
31:BH:23:VAL:HG11	31:BH:74:MET:SD	2.39	0.62
32:BI:133:LEU:HB2	32:BI:138:THR:HA	1.80	0.62
32:BI:5:PHE:C	32:BI:36:ALA:CB	2.66	0.62
32:BI:66:LYS:O	32:BI:69:LYS:HE2	1.99	0.62
55:BK:56:VAL:HG22	55:BK:70:ILE:HG12	1.78	0.62
33:BN:95:ARG:O	33:BN:97:ALA:N	2.32	0.62
34:BO:79:PHE:N	34:BO:79:PHE:CD2	2.66	0.62
34:BO:11:ALA:C	34:BO:99:PHE:HB2	2.18	0.62
35:BP:145:LEU:HD12	35:BP:145:LEU:N	2.04	0.62
26:BA:911:A:N1	36:BQ:16:ARG:HG2	2.09	0.62
43:BR:22:ARG:HG2	43:BR:26:LYS:NZ	2.14	0.62
37:BS:122:ALA:HA	37:BS:125:ALA:HB3	1.80	0.62
37:BS:20:TYR:CD2	37:BS:21:HIS:HD2	2.17	0.62
37:BS:76:GLY:O	37:BS:83:LEU:HD13	1.98	0.62
44:BU:28:ARG:CA	44:BU:31:GLN:HB2	2.12	0.62
26:BA:1152:C:C5'	44:BU:80:ILE:HG21	2.27	0.62

*Continued on next page...*



*Continued from previous page...*

Atom-1	Atom-2	Interatomic distance (Å)	Clash overlap (Å)
45:BV:59:GLU:HG2	45:BV:100:GLY:H	1.63	0.62
39:BW:58:ALA:HA	39:BW:62:HIS:CB	2.15	0.62
41:BY:109:GLU:HG2	41:BY:109:GLU:O	1.97	0.62
41:BY:41:ARG:HD2	41:BY:111:ARG:HA	1.81	0.62
26:BA:294:A:O2'	41:BY:15:PRO:CG	2.47	0.62
42:BZ:15:ASP:O	42:BZ:16:GLU:CB	2.46	0.62
42:BZ:40:ASP:HB2	42:BZ:41:ARG:HE	1.60	0.62
1:AA:1498:U:H1'	1:AA:1499:A:N7	2.14	0.62
1:AA:397:A:C5	1:AA:548:G:N7	2.66	0.62
46:B2:14:ALA:O	46:B2:17:GLU:HB2	1.98	0.62
49:B4:73:LYS:CG	49:B4:73:LYS:OXT	2.43	0.62
50:B5:15:LYS:O	50:B5:16:ARG:O	2.17	0.62
51:B6:42:PRO:O	51:B6:44:ALA:N	2.32	0.62
52:B7:34:ARG:HG2	52:B7:35:ARG:N	2.13	0.62
53:B8:16:ILE:HG22	53:B8:17:THR:N	2.14	0.62
26:BA:10:G:C2	26:BA:2629:A:C5	2.87	0.62
26:BA:1216:G:N2	26:BA:1234:U:H1'	2.14	0.62
26:BA:1306:C:H2'	26:BA:1307:A:O4'	1.99	0.62
26:BA:1496:A:C8	26:BA:1496:A:O5'	2.51	0.62
26:BA:1556:C:H2'	26:BA:1557:C:H6	1.64	0.62
26:BA:2253:G:O2'	26:BA:2254:C:P	2.58	0.62
26:BA:2281:C:HO2'	26:BA:2282:G:P	2.21	0.62
26:BA:2320:A:H1'	26:BA:2333:A:H62	1.63	0.62
26:BA:2334:G:N2	37:BS:12:ARG:NE	2.47	0.62
26:BA:2395:C:H6	26:BA:2395:C:O5'	1.81	0.62
26:BA:2398:U:C3'	26:BA:2398:U:C6	2.82	0.62
26:BA:2475:C:O2'	26:BA:2477:C:P	2.56	0.62
26:BA:2472:G:H21	26:BA:2529:G:H1	1.47	0.62
26:BA:2608:G:C8	26:BA:2608:G:H3'	2.34	0.62
26:BA:2615:U:C2'	26:BA:2616:C:C5'	2.75	0.62
26:BA:2671:A:H2'	26:BA:2672:G:C8	2.33	0.62
26:BA:2709:G:C3'	26:BA:2710:C:H5'	2.28	0.62
26:BA:2842:G:H1	26:BA:2875:C:H42	1.47	0.62
26:BA:2896:C:C3'	26:BA:2896:C:H6	2.12	0.62
26:BA:8:A:C2	26:BA:2896:C:O2	2.52	0.62
26:BA:460:A:C8	26:BA:461:C:C5	2.87	0.62
26:BA:496:G:H1'	39:BW:61:ASN:HD22	1.64	0.62
26:BA:531:C:H3'	26:BA:532:A:H4'	1.80	0.62
27:BD:161:ALA:N	27:BD:162:GLN:NE2	2.45	0.62
27:BD:95:TYR:HB2	27:BD:99:GLU:O	1.99	0.62
28:BE:79:ARG:NH1	28:BE:105:HIS:N	2.32	0.62

*Continued on next page...*



*Continued from previous page...*

Atom-1	Atom-2	Interatomic distance (Å)	Clash overlap (Å)
26:BA:1657:C:OP1	28:BE:232:ARG:C	2.37	0.62
26:BA:2053:G:H1'	28:BE:245:ARG:HG3	1.79	0.62
26:BA:2310:A:C5	30:BG:55:LYS:NZ	2.66	0.62
31:BH:128:THR:HG23	31:BH:129:LYS:N	2.15	0.62
31:BH:170:LEU:C	31:BH:170:LEU:CD1	2.62	0.62
55:BK:85:ILE:O	55:BK:86:GLU:O	2.16	0.62
34:BO:101:PRO:CA	34:BO:120:GLU:O	2.47	0.62
34:BO:31:ARG:C	34:BO:32:TYR:CG	2.72	0.62
35:BP:104:ASP:O	35:BP:105:TYR:CB	2.46	0.62
36:BQ:130:PRO:O	36:BQ:133:GLU:N	2.31	0.62
37:BS:115:VAL:O	37:BS:118:ILE:CG2	2.47	0.62
37:BS:86:LEU:CD2	37:BS:124:ASP:CB	2.76	0.62
38:BT:10:GLY:H	38:BT:52:THR:HB	1.64	0.62
26:BA:994:C:C2'	44:BU:54:LYS:HG2	2.28	0.62
40:BX:25:GLN:OE1	40:BX:25:GLN:HA	1.99	0.62
40:BX:33:SER:H	40:BX:36:GLU:HG3	1.63	0.62
41:BY:102:ASP:O	41:BY:103:LEU:CD2	2.47	0.62
42:BZ:123:VAL:HB	42:BZ:159:THR:HG23	1.81	0.62
42:BZ:92:VAL:CA	42:BZ:124:ALA:HB1	2.25	0.62
42:BZ:163:ASP:OD2	42:BZ:164:PRO:HD3	0.81	0.62
25:BB:75:G:C1'	42:BZ:22:VAL:CG2	2.74	0.62
1:AA:944:G:H2'	1:AA:945:G:H5'	1.79	0.62
3:AW:44:A:O2'	3:AW:45:G:H5'	2.00	0.62
46:B2:29:ASN:C	46:B2:34:GLN:HG2	2.19	0.62
46:B2:61:GLY:O	46:B2:62:GLU:C	2.38	0.62
47:B3:46:ASN:C	47:B3:48:GLU:OE1	2.37	0.62
47:B3:51:ALA:O	47:B3:52:HIS:C	2.33	0.62
26:BA:2081:C:H4'	49:B4:35:VAL:HG21	1.82	0.62
51:B6:40:TYR:H	51:B6:50:PHE:HE1	1.36	0.62
51:B6:54:LYS:HA	51:B6:54:LYS:HZ2	1.62	0.62
26:BA:1809:A:O2'	26:BA:1810:A:H5'	1.99	0.62
26:BA:2080:G:C6	26:BA:2241:A:N1	2.67	0.62
26:BA:2193:G:H2'	26:BA:2194:G:O4'	1.99	0.62
26:BA:2205:C:HO2'	26:BA:2228:G:N2	1.97	0.62
26:BA:2334:G:C5'	37:BS:12:ARG:O	2.47	0.62
26:BA:2418:A:C2'	26:BA:2419:U:O4'	2.47	0.62
26:BA:830:G:O6	26:BA:2446:G:C1'	2.47	0.62
26:BA:2615:U:H2'	26:BA:2616:C:H6	1.63	0.62
26:BA:2628:C:H1'	26:BA:2781:A:C2'	2.20	0.62
26:BA:10:G:C2	26:BA:2629:A:C6	2.88	0.62
26:BA:2663:G:C8	26:BA:2664:G:N7	2.67	0.62

*Continued on next page...*



*Continued from previous page...*

Atom-1	Atom-2	Interatomic distance (Å)	Clash overlap (Å)
26:BA:2682:U:O2'	28:BE:61:PRO:HD3	1.99	0.62
26:BA:2838:G:C2	26:BA:2881:C:C2	2.88	0.62
26:BA:307:G:H21	26:BA:330:A:H62	1.47	0.62
26:BA:602:G:N2	26:BA:655:A:H2'	2.10	0.62
27:BD:172:ILE:N	27:BD:182:MET:HE2	2.15	0.62
27:BD:197:GLY:O	27:BD:199:ARG:N	2.32	0.62
27:BD:90:ILE:CG2	27:BD:91:ALA:N	2.61	0.62
29:BF:216:SER:O	29:BF:217:GLU:CB	2.48	0.62
31:BH:30:GLY:CA	31:BH:78:VAL:O	2.46	0.62
32:BI:43:ASN:O	32:BI:44:LEU:C	2.35	0.62
33:BN:101:VAL:O	33:BN:102:ARG:HG3	1.99	0.62
34:BO:65:THR:HG1	34:BO:67:ARG:HG2	1.63	0.62
36:BQ:58:HIS:N	36:BQ:61:LEU:CG	2.62	0.62
36:BQ:82:LYS:CB	36:BQ:123:ILE:HG22	2.29	0.62
26:BA:1287:A:C8	43:BR:104:ARG:HD2	2.34	0.62
43:BR:96:ARG:HG2	43:BR:115:GLU:HG3	1.81	0.62
37:BS:100:ALA:H	37:BS:127:LEU:CD2	2.12	0.62
37:BS:97:VAL:HG12	37:BS:98:GLU:N	2.13	0.62
44:BU:69:ALA:O	44:BU:79:PHE:CZ	2.52	0.62
39:BW:17:VAL:HA	39:BW:20:VAL:HG21	1.80	0.62
40:BX:31:ARG:HA	40:BX:31:ARG:NE	2.14	0.62
40:BX:52:VAL:C	40:BX:53:ASN:HD22	2.02	0.62
41:BY:26:THR:O	41:BY:27:LEU:CG	2.46	0.62
26:BA:440:G:H5''	41:BY:2:LYS:HB3	1.81	0.62
41:BY:32:ARG:O	41:BY:34:GLU:CA	2.47	0.62
41:BY:81:LYS:HG2	41:BY:82:THR:N	2.12	0.62
1:AA:397:A:N6	1:AA:548:G:C5	2.67	0.62
1:AA:1267:C:HO2'	24:AU:20:LYS:HD3	1.63	0.62
46:B2:55:ARG:O	46:B2:58:THR:CA	2.48	0.62
46:B2:5:VAL:HG12	46:B2:6:GLN:H	0.54	0.62
49:B4:63:PHE:O	49:B4:66:SER:N	2.33	0.62
51:B6:48:VAL:HG12	51:B6:49:VAL:O	1.99	0.62
53:B8:9:MET:O	53:B8:14:ILE:CG1	2.48	0.62
26:BA:1324:G:H1'	26:BA:1616:A:H62	1.64	0.62
26:BA:1364:G:C4	49:B4:3:LYS:NZ	2.62	0.62
26:BA:1819:A:OP2	27:BD:153:LEU:CG	2.40	0.62
26:BA:2075:U:O2'	26:BA:2596:U:C2	2.50	0.62
26:BA:2258:C:OP2	26:BA:2258:C:O4'	2.18	0.62
26:BA:2268:A:H3'	26:BA:2268:A:C8	2.35	0.62
26:BA:2391:G:H2'	26:BA:2392:A:OP2	1.98	0.62
26:BA:2427:C:H5'	26:BA:2427:C:H6	1.64	0.62

*Continued on next page...*



*Continued from previous page...*

Atom-1	Atom-2	Interatomic distance (Å)	Clash overlap (Å)
26:BA:2454:G:C5	26:BA:2455:G:C8	2.87	0.62
26:BA:2468:G:C2'	26:BA:2469:A:H5'	2.29	0.62
26:BA:2507:C:N4	26:BA:2582:G:N1	2.47	0.62
26:BA:2692:C:H2'	26:BA:2693:A:O5'	2.00	0.62
26:BA:2740:A:C6	26:BA:2764:A:C5	2.68	0.62
26:BA:2638:G:C2	26:BA:2778:A:N6	2.62	0.62
26:BA:2779:U:H5'	26:BA:2781:A:C8	2.35	0.62
26:BA:2837:G:C6	26:BA:2882:A:C6	2.87	0.62
26:BA:396:G:OP1	49:B4:10:VAL:CA	2.43	0.62
26:BA:530:G:H1'	26:BA:532:A:OP2	1.99	0.62
26:BA:535:C:H5''	44:BU:53:LYS:NZ	2.15	0.62
27:BD:119:PRO:O	27:BD:133:ASN:ND2	2.31	0.62
28:BE:265:ASN:C	28:BE:265:ASN:ND2	2.52	0.62
30:BG:28:GLY:N	30:BG:69:ILE:HG21	2.15	0.62
30:BG:49:PRO:HB2	30:BG:72:LYS:CA	2.28	0.62
31:BH:88:LEU:O	31:BH:88:LEU:HD23	1.98	0.62
55:BK:11:LEU:HD11	55:BK:28:LEU:CD1	2.29	0.62
33:BN:20:GLY:C	33:BN:22:VAL:H	2.01	0.62
34:BO:71:ARG:NH2	34:BO:77:ILE:HG21	2.15	0.62
35:BP:67:ARG:O	35:BP:68:GLU:C	2.36	0.62
36:BQ:50:VAL:HG13	36:BQ:51:GLU:OE1	1.98	0.62
36:BQ:58:HIS:CE1	36:BQ:59:ASN:CB	2.77	0.62
43:BR:52:ILE:O	43:BR:55:ALA:N	2.32	0.62
30:BG:145:ASP:HB2	37:BS:15:GLU:CG	2.28	0.62
37:BS:70:GLY:O	37:BS:71:TRP:CE3	2.52	0.62
45:BV:39:PHE:CE2	45:BV:41:GLY:CA	2.82	0.62
41:BY:66:ASP:C	41:BY:68:ASP:N	2.53	0.62
42:BZ:62:PHE:CE2	42:BZ:87:THR:CB	2.82	0.62
42:BZ:51:LEU:HA	42:BZ:65:LEU:HD12	1.82	0.62
1:AA:1528:U:H2'	1:AA:1530:G:H5'	1.81	0.62
1:AA:976:G:C5	1:AA:361(A):C:N4	2.68	0.62
1:AA:409:G:OP1	7:AD:25:ARG:HB3	1.98	0.62
10:AG:71:PRO:HG2	10:AG:91:VAL:HG11	1.82	0.62
1:AA:1328:C:C5'	16:AM:28:ALA:CB	2.78	0.62
48:B0:31:VAL:O	48:B0:32:LYS:C	2.37	0.62
48:B0:43:THR:HG23	48:B0:75:GLY:HA3	1.73	0.62
46:B2:20:LEU:CD2	46:B2:53:ILE:HG23	2.29	0.62
26:BA:929:G:N2	47:B3:43:ILE:N	2.42	0.62
26:BA:108:U:H2'	26:BA:109:G:C8	2.34	0.62
26:BA:1151:G:H4'	44:BU:81:ASN:OD1	1.98	0.62
26:BA:1222:C:H42	26:BA:1227:A:H61	1.45	0.62

*Continued on next page...*



*Continued from previous page...*

Atom-1	Atom-2	Interatomic distance (Å)	Clash overlap (Å)
26:BA:1358:G:H3'	26:BA:1371:G:H1	1.64	0.62
26:BA:1916:A:H8	26:BA:1916:A:OP2	1.82	0.62
26:BA:2014:A:H2'	26:BA:2015:A:C2	2.34	0.62
26:BA:2046:G:OP1	50:B5:19:ARG:N	2.33	0.62
26:BA:2211:G:C2'	26:BA:2211:G:N3	2.62	0.62
26:BA:2246:G:N1	26:BA:2426:A:H1'	2.14	0.62
26:BA:2333:A:O4'	26:BA:2335:A:N3	2.32	0.62
26:BA:830:G:C8	26:BA:2448:A:C8	2.87	0.62
26:BA:249:C:O2	53:B8:11:LYS:NZ	2.32	0.62
26:BA:2533:A:H2'	26:BA:2534:A:H8	1.64	0.62
26:BA:2603:G:H8	26:BA:2603:G:H5''	1.64	0.62
26:BA:2684:U:C4	26:BA:2725:A:N6	2.67	0.62
26:BA:2822:G:C8	26:BA:2822:G:OP2	2.52	0.62
26:BA:2839:G:O2'	43:BR:92:GLY:CA	2.38	0.62
26:BA:2840:C:O3'	43:BR:53:HIS:NE2	2.32	0.62
26:BA:2863:C:N3	26:BA:2864:G:N7	2.47	0.62
30:BG:47:GLN:NE2	30:BG:79:MET:HG3	2.13	0.62
32:BI:68:LEU:HA	32:BI:72:LEU:HD21	1.81	0.62
55:BK:75:ALA:HB2	55:BK:112:LYS:HZ3	1.62	0.62
33:BN:12:VAL:C	33:BN:38:VAL:HG22	2.20	0.62
36:BQ:152:SER:CB	36:BQ:153:PRO:HD2	2.29	0.62
36:BQ:65:ARG:NE	36:BQ:122:PHE:CD2	2.67	0.62
44:BU:117:ARG:CD	44:BU:118:GLN:H	2.11	0.62
45:BV:33:VAL:O	45:BV:62:GLU:CA	2.28	0.62
40:BX:52:VAL:CG2	40:BX:66:VAL:HG22	2.29	0.62
40:BX:6:LYS:NZ	40:BX:29:ASP:N	2.46	0.62
42:BZ:139:THR:O	42:BZ:140:LYS:HB2	2.00	0.62
1:AA:1182:G:H4'	1:AA:1183:A:O5'	1.99	0.62
1:AA:563:A:H2	15:AL:15:ARG:HH12	1.47	0.62
1:AA:965:A:O2'	1:AA:966:G:C5'	2.47	0.62
1:AA:1014:A:C2	22:AS:34:TRP:CZ2	2.87	0.62
23:AT:23:ARG:HA	23:AT:26:ASN:HD21	1.64	0.62
2:AV:35:A:H2	4:AX:118:C:N3	1.39	0.62
46:B2:60:GLN:O	46:B2:63:GLU:HB3	1.99	0.62
26:BA:988:A:P	47:B3:11:SER:HB3	2.39	0.62
47:B3:8:LEU:CD2	47:B3:32:GLN:N	2.59	0.62
50:B5:11:THR:CB	50:B5:16:ARG:HE	2.09	0.62
26:BA:1059:G:C5'	55:BK:115:ASP:O	2.46	0.62
26:BA:1492:G:H4'	27:BD:99:GLU:OE2	1.99	0.62
26:BA:1764:G:C6	26:BA:1989:G:C2	2.88	0.62
26:BA:1906:G:C4	26:BA:1929:G:C5	2.87	0.62

*Continued on next page...*



*Continued from previous page...*

Atom-1	Atom-2	Interatomic distance (Å)	Clash overlap (Å)
26:BA:747:U:C2	26:BA:2015:A:H2	2.17	0.62
26:BA:2058:A:H2'	26:BA:2059:A:C8	2.35	0.62
26:BA:2350:C:N4	26:BA:2382:G:C6	2.68	0.62
26:BA:2389:G:OP1	26:BA:2390:U:C5'	2.42	0.62
26:BA:827:U:C4	26:BA:2430:A:C5	2.88	0.62
26:BA:2517:C:HO2'	26:BA:2518:A:C5'	1.92	0.62
26:BA:2569:G:N1	26:BA:2570:G:N7	2.47	0.62
26:BA:2595:G:C2	26:BA:2597:G:O5'	2.53	0.62
26:BA:2605:U:HO2'	26:BA:2606:C:P	2.20	0.62
26:BA:2653:U:C3'	26:BA:2654:A:N7	2.62	0.62
26:BA:2739:U:H5	26:BA:2763:G:C2	2.17	0.62
26:BA:2745:C:O2	31:BH:142:GLU:CD	2.38	0.62
26:BA:2850:A:C4	26:BA:2851:A:C8	2.87	0.62
26:BA:2857:G:H3'	26:BA:2857:G:C8	2.34	0.62
26:BA:2721:A:O2'	26:BA:2874:C:H5'	1.98	0.62
26:BA:535:C:C5'	44:BU:53:LYS:NZ	2.62	0.62
26:BA:657:U:H2'	26:BA:658:C:C6	2.34	0.62
26:BA:917:A:H3'	26:BA:918:A:H5''	1.82	0.62
26:BA:989:G:C8	47:B3:13:ILE:HD11	2.35	0.62
29:BF:93:LYS:HB2	29:BF:96:LYS:HE3	1.80	0.62
30:BG:38:GLU:CA	30:BG:41:LEU:HD12	2.30	0.62
25:BB:42:C:C1'	30:BG:47:GLN:C	2.67	0.62
31:BH:48:VAL:HG23	31:BH:49:ILE:N	2.14	0.62
32:BI:144:HIS:O	32:BI:144:HIS:CD2	2.52	0.62
32:BI:83:ALA:HB2	32:BI:89:LEU:HA	1.80	0.62
33:BN:12:VAL:CB	33:BN:38:VAL:HG22	2.29	0.62
33:BN:21:ARG:H	33:BN:21:ARG:HD2	1.64	0.62
33:BN:61:VAL:HG12	33:BN:62:ASP:N	2.13	0.62
35:BP:65:ASP:CB	35:BP:109:LEU:H	2.13	0.62
35:BP:120:LEU:HD12	35:BP:122:ALA:HB3	1.81	0.62
36:BQ:116:HIS:O	36:BQ:117:GLY:C	2.38	0.62
36:BQ:130:PRO:O	36:BQ:132:VAL:N	2.32	0.62
36:BQ:94:ARG:CZ	36:BQ:106:GLY:HA3	2.30	0.62
37:BS:34:LEU:O	37:BS:103:ASP:HB3	2.00	0.62
44:BU:69:ALA:HB3	44:BU:76:TYR:CZ	2.35	0.62
44:BU:99:ALA:HA	44:BU:106:PHE:HB2	1.76	0.62
39:BW:19:LEU:O	39:BW:20:VAL:C	2.37	0.62
42:BZ:140:LYS:CA	42:BZ:141:MET:SD	2.81	0.62
42:BZ:151:ASP:HB3	42:BZ:153:LYS:HZ1	1.60	0.62
42:BZ:52:PHE:H	42:BZ:65:LEU:HD11	1.64	0.62
42:BZ:5:ALA:O	42:BZ:33:ALA:CB	2.31	0.62

*Continued on next page...*



*Continued from previous page...*

Atom-1	Atom-2	Interatomic distance (Å)	Clash overlap (Å)
42:BZ:67:LYS:CB	42:BZ:67:LYS:HZ2	2.13	0.62
1:AA:1340:A:H4'	2:AV:31:A:O2'	1.99	0.62
1:AA:568:G:N2	1:AA:574:A:C2	2.66	0.62
17:AN:24:CYS:HB2	17:AN:39:LEU:HA	1.81	0.62
18:AO:36:ILE:HD11	18:AO:60:VAL:HG22	1.81	0.62
48:B0:24:LYS:O	48:B0:25:LYS:HB2	1.98	0.62
48:B0:68:VAL:HG21	48:B0:72:LYS:HE3	1.82	0.62
48:B0:6:GLY:O	48:B0:8:GLY:N	2.32	0.62
47:B3:25:ALA:C	47:B3:27:GLY:N	2.51	0.62
26:BA:1158:C:H4'	47:B3:32:GLN:OE1	2.00	0.62
47:B3:6:VAL:HG22	47:B3:7:LYS:N	2.14	0.62
49:B4:47:GLU:OE2	49:B4:73:LYS:NZ	2.27	0.62
50:B5:40:LYS:HD2	50:B5:49:CYS:SG	2.38	0.62
26:BA:1799:G:H21	27:BD:153:LEU:HG	1.58	0.62
26:BA:1889:A:H2'	26:BA:1890:A:C8	2.35	0.62
26:BA:2261:C:H2'	26:BA:2261:C:O2	1.99	0.62
26:BA:2276:G:N3	26:BA:2277:G:C8	2.67	0.62
26:BA:2347:C:H2'	26:BA:2348:U:H6	1.65	0.62
26:BA:2455:G:N2	26:BA:2498:C:H41	1.96	0.62
26:BA:2504:U:C6	26:BA:2504:U:C4'	2.82	0.62
26:BA:2756:U:O2	26:BA:2756:U:C2'	2.47	0.62
26:BA:2748:A:C2	26:BA:2758:A:N7	2.66	0.62
26:BA:2772:C:N4	26:BA:2773:C:N4	2.47	0.62
26:BA:2792:G:H1'	26:BA:2805:G:N2	2.14	0.62
26:BA:2870:C:N3	26:BA:2871:C:C6	2.67	0.62
26:BA:307:G:H21	26:BA:330:A:N6	1.97	0.62
26:BA:397:G:OP1	49:B4:40:HIS:HA	2.00	0.62
26:BA:971:C:H42	26:BA:972:G:H21	1.47	0.62
27:BD:213:LYS:O	27:BD:215:LYS:HG2	1.99	0.62
28:BE:70:VAL:CG1	28:BE:295:LEU:HD23	2.29	0.62
29:BF:37:ALA:CB	29:BF:102:LEU:CD1	2.77	0.62
29:BF:93:LYS:CB	29:BF:96:LYS:CE	2.78	0.62
30:BG:29:HIS:ND1	30:BG:69:ILE:HD11	2.14	0.62
31:BH:14:VAL:O	31:BH:14:VAL:CG1	2.40	0.62
31:BH:42:ILE:C	31:BH:52:THR:CG2	2.56	0.62
31:BH:75:VAL:C	31:BH:77:GLY:N	2.47	0.62
31:BH:86:LEU:CD2	31:BH:87:GLU:H	2.09	0.62
32:BI:86:GLY:CA	32:BI:88:ARG:N	2.63	0.62
55:BK:112:LYS:CE	55:BK:116:LEU:HD23	2.30	0.62
55:BK:132:ALA:HB1	55:BK:137:ILE:CB	2.29	0.62
55:BK:28:LEU:HD22	55:BK:33:VAL:HG21	1.82	0.62

*Continued on next page...*



*Continued from previous page...*

Atom-1	Atom-2	Interatomic distance (Å)	Clash overlap (Å)
33:BN:136:SER:CA	33:BN:139:LEU:CD2	2.78	0.62
35:BP:128:GLY:O	35:BP:132:LYS:HD3	1.99	0.62
26:BA:2495:G:O4'	36:BQ:101:MET:HG3	2.00	0.62
36:BQ:48:ASN:HD21	36:BQ:122:PHE:HD1	1.47	0.62
26:BA:2484:G:C1'	36:BQ:142:LYS:HZ2	2.03	0.62
26:BA:1287:A:N9	43:BR:104:ARG:HH11	1.37	0.62
43:BR:99:LYS:HA	43:BR:112:ALA:HB1	1.81	0.62
26:BA:1294:U:O2'	43:BR:26:LYS:CD	2.47	0.62
37:BS:111:PRO:O	37:BS:114:LYS:O	2.18	0.62
37:BS:23:ARG:HH21	37:BS:37:ARG:NH2	1.91	0.62
38:BT:8:TYR:O	38:BT:53:ASP:HB2	1.99	0.62
44:BU:109:LEU:O	44:BU:111:ASP:N	2.32	0.62
44:BU:93:LYS:N	44:BU:93:LYS:HD3	2.13	0.62
45:BV:14:VAL:HG21	45:BV:19:VAL:HG21	0.77	0.62
41:BY:105:ASP:O	41:BY:108:ARG:N	2.21	0.62
42:BZ:17:SER:O	42:BZ:36:ARG:N	2.33	0.62
42:BZ:70:GLN:O	42:BZ:72:ASP:OD2	2.17	0.62
1:AA:1014:A:C2	22:AS:34:TRP:CH2	2.87	0.62
1:AA:323:U:H3	1:AA:327:A:H62	1.46	0.62
3:AW:37:YYG:H101	3:AW:37:YYG:C21	2.30	0.62
3:AW:72:C:H2'	3:AW:73:A:H8	1.64	0.62
47:B3:26:LEU:HD21	47:B3:46:ASN:CB	2.26	0.62
26:BA:929:G:C1'	47:B3:43:ILE:HG13	2.29	0.62
47:B3:59:VAL:C	47:B3:60:GLU:CG	2.62	0.62
26:BA:974(A):C:C6	26:BA:1186:G:N1	2.68	0.62
26:BA:1284:A:H2'	26:BA:1285:G:C8	2.33	0.62
26:BA:1324:G:H4'	26:BA:1616:A:N7	2.14	0.62
26:BA:153:C:H42	26:BA:173:G:H1	1.47	0.62
26:BA:1666:G:N2	26:BA:1669:A:N6	2.46	0.62
26:BA:1912:A:N7	26:BA:1918:A:H2	1.97	0.62
26:BA:2100:G:N9	26:BA:2190:G:N2	2.48	0.62
26:BA:2218:G:H2'	26:BA:2219:G:O5'	2.00	0.62
26:BA:2218:G:C4	26:BA:2219:G:C8	2.88	0.62
26:BA:2356:C:P	48:B0:21:LEU:CD1	2.81	0.62
26:BA:2397:G:C2	26:BA:2398:U:C2	2.88	0.62
26:BA:2396:G:N2	26:BA:2397:G:C8	2.67	0.62
26:BA:2516:G:N2	26:BA:2569:G:H1'	2.14	0.62
26:BA:2652:C:C2'	26:BA:2653:U:H6	2.11	0.62
26:BA:2682:U:O4'	28:BE:48:MET:HG3	1.98	0.62
26:BA:2721:A:C2	26:BA:2722:G:C8	2.87	0.62
26:BA:302:C:H2'	26:BA:303:U:C6	2.35	0.62

*Continued on next page...*



*Continued from previous page...*

Atom-1	Atom-2	Interatomic distance (Å)	Clash overlap (Å)
27:BD:226:GLY:C	27:BD:227:VAL:HG12	2.12	0.62
28:BE:104:PHE:CB	28:BE:108:LEU:HD12	2.29	0.62
28:BE:80:ALA:CA	28:BE:187:HIS:NE2	2.63	0.62
28:BE:242:ASN:N	28:BE:243:PRO:HD2	2.14	0.62
26:BA:2785:C:H5'	28:BE:99:VAL:CG2	2.27	0.62
29:BF:1:MET:O	29:BF:18:LEU:HD23	1.99	0.62
29:BF:196:THR:OG1	29:BF:201:SER:OG	1.84	0.62
29:BF:52:ALA:HB2	29:BF:55:ARG:HH21	0.80	0.62
30:BG:24:HIS:CB	30:BG:72:LYS:HA	2.26	0.62
32:BI:68:LEU:CD1	32:BI:108:LEU:CD1	2.78	0.62
33:BN:83:ILE:HG13	33:BN:84:ARG:HG2	1.81	0.62
33:BN:90:LYS:HZ3	33:BN:95:ARG:NH2	1.97	0.62
34:BO:14:SER:HB3	34:BO:86:ILE:CD1	2.30	0.62
35:BP:129:ALA:O	35:BP:130:ARG:C	2.38	0.62
26:BA:2416:C:P	35:BP:51:PHE:CE2	2.90	0.62
35:BP:66:VAL:CG1	35:BP:67:ARG:N	2.43	0.62
43:BR:89:ASP:OD1	43:BR:90:ARG:CA	2.48	0.62
37:BS:27:LEU:CD1	37:BS:28:LYS:N	2.63	0.62
37:BS:30:GLY:O	37:BS:31:LYS:CB	2.47	0.62
44:BU:20:ARG:HH11	45:BV:75:LYS:HD2	1.65	0.62
39:BW:32:ALA:C	39:BW:34:ASN:N	2.53	0.62
40:BX:9:HIS:NE2	40:BX:27:ALA:HB2	2.14	0.62
40:BX:38:ALA:HB1	40:BX:49:VAL:HG13	1.81	0.62
40:BX:3:ASP:CA	46:B2:24:LYS:CD	2.61	0.62
41:BY:102:ASP:HB3	41:BY:108:ARG:CZ	2.30	0.62
41:BY:43:ASN:ND2	41:BY:102:ASP:O	2.33	0.62
26:BA:99:U:H3	41:BY:107:LYS:HD3	1.65	0.62
42:BZ:18:MET:HA	42:BZ:35:ASP:HA	1.82	0.62
46:B2:20:LEU:CD2	46:B2:53:ILE:CG2	2.77	0.62
46:B2:26:GLU:O	46:B2:29:ASN:HB2	1.99	0.62
49:B4:7:PRO:HD2	49:B4:56:VAL:HG21	0.65	0.62
49:B4:64:GLY:O	49:B4:67:TYR:C	2.38	0.62
52:B7:43:THR:C	52:B7:46:ASP:OD1	2.35	0.62
26:BA:1980:G:C6	26:BA:1982:C:N4	2.68	0.62
26:BA:2093:G:C4	26:BA:2225:A:C6	2.86	0.62
26:BA:2208:U:H2'	26:BA:2209:C:H6	1.63	0.62
26:BA:2207:C:C2	26:BA:2218:G:N1	2.68	0.62
26:BA:2246:G:H2'	26:BA:2247:A:C8	2.34	0.62
26:BA:2266:A:H4'	26:BA:2267:A:C2	2.35	0.62
26:BA:2271:G:HO2'	26:BA:2272:U:C5'	2.08	0.62
26:BA:2292:C:H42	26:BA:2340:G:H1	1.44	0.62

*Continued on next page...*



*Continued from previous page...*

Atom-1	Atom-2	Interatomic distance (Å)	Clash overlap (Å)
26:BA:2403:C:H42	26:BA:2414:G:H1	1.46	0.62
26:BA:2406:U:H3	35:BP:55:GLN:HG3	1.63	0.62
26:BA:2468:G:N1	26:BA:2481:G:C5	2.67	0.62
26:BA:2472:G:C2'	26:BA:2475:C:N4	2.42	0.62
26:BA:2516:G:N7	26:BA:2517:C:N4	2.47	0.62
26:BA:2572:A:C5'	26:BA:2574:G:C5'	2.64	0.62
26:BA:2620:C:C4'	28:BE:252:GLN:HG2	2.29	0.62
26:BA:2773:C:OP1	28:BE:262:THR:HG22	2.00	0.62
26:BA:2786:U:C5'	28:BE:100:TRP:HB2	2.29	0.62
26:BA:2787:C:O2	26:BA:2787:C:H2'	1.98	0.62
26:BA:2836:U:H6	26:BA:2836:U:H3'	1.64	0.62
26:BA:2885:C:N3	26:BA:2886:G:C1'	2.63	0.62
26:BA:311:A:H62	26:BA:329:G:H5'	1.63	0.62
26:BA:558:G:OP1	33:BN:91:LYS:CA	2.47	0.62
26:BA:775:G:H22	26:BA:788:A:P	2.23	0.62
26:BA:1819:A:P	27:BD:154:VAL:N	2.72	0.62
29:BF:58:ALA:HB2	29:BF:79:ARG:CB	2.30	0.62
30:BG:142:ALA:CB	30:BG:151:ILE:CG1	2.66	0.62
31:BH:15:THR:HG23	31:BH:26:LYS:CA	2.29	0.62
31:BH:43:THR:HG22	31:BH:52:THR:HG22	1.75	0.62
32:BI:62:LEU:O	32:BI:66:LYS:HG3	2.00	0.62
55:BK:36:MET:HA	55:BK:39:CYS:SG	2.39	0.62
26:BA:6:A:H4'	33:BN:4:ALA:O	1.99	0.62
34:BO:17:ARG:CZ	34:BO:47:THR:HA	2.30	0.62
35:BP:114:VAL:HG12	35:BP:115:ARG:N	2.15	0.62
35:BP:62:ALA:HB2	35:BP:105:TYR:CB	2.22	0.62
38:BT:37:GLU:O	38:BT:39:ASN:N	2.33	0.62
44:BU:28:ARG:CA	44:BU:31:GLN:OE1	2.48	0.62
44:BU:57:PHE:C	44:BU:59:ARG:H	2.03	0.62
39:BW:32:ALA:CA	39:BW:35:ILE:HD11	2.26	0.62
42:BZ:26:LYS:N	42:BZ:84:TYR:HE1	1.95	0.62
1:AA:1014:A:H1'	22:AS:34:TRP:HB2	1.81	0.62
1:AA:120:A:H3'	1:AA:120:A:C8	2.35	0.62
1:AA:878:G:H5'	11:AH:89:PRO:HB2	1.82	0.62
7:AD:24:GLU:N	7:AD:112:VAL:CG1	2.63	0.62
10:AG:111:ARG:HD2	10:AG:123:GLU:HB2	1.81	0.62
1:AA:1060:C:H4'	13:AJ:51:ARG:HB3	1.82	0.62
14:AK:65:ALA:HB1	14:AK:98:LEU:HG	1.81	0.62
14:AK:99:GLN:HA	14:AK:105:VAL:HG21	1.82	0.62
1:AA:522:C:H5''	15:AL:120:TYR:OH	2.00	0.62
1:AA:563:A:H2	15:AL:15:ARG:NH1	1.97	0.62

*Continued on next page...*



*Continued from previous page...*

Atom-1	Atom-2	Interatomic distance (Å)	Clash overlap (Å)
1:AA:236:G:H5''	20:AQ:42:TYR:OH	2.00	0.62
20:AQ:67:LYS:O	20:AQ:68:ARG:CB	2.47	0.62
25:BB:83:G:C5'	47:B3:52:HIS:CD2	2.83	0.62
49:B4:49:PHE:O	49:B4:50:LEU:O	2.17	0.62
26:BA:1072:C:H42	26:BA:1100:C:H42	1.48	0.62
26:BA:1492:G:C4'	27:BD:97:ASP:OD1	2.47	0.62
26:BA:1759:A:H5'	26:BA:2715:C:C1'	2.29	0.62
26:BA:18:C:O3'	44:BU:23:GLY:CA	2.47	0.62
26:BA:2353:G:C2	26:BA:2364:C:N3	2.62	0.62
26:BA:676:A:H1'	26:BA:2443:C:O4'	2.00	0.62
26:BA:2488:A:N1	26:BA:2489:G:C5	2.68	0.62
26:BA:2544:G:C4	26:BA:2545:G:C8	2.88	0.62
26:BA:2545:G:N2	26:BA:2546:U:C2	2.68	0.62
26:BA:2581:G:N1	26:BA:2610:C:C2'	2.62	0.62
26:BA:2641:G:C6	26:BA:2774:C:C5	2.88	0.62
26:BA:2681:C:H1'	26:BA:2682:U:C5	2.35	0.62
26:BA:2827:C:C2	26:BA:2828:C:C5	2.88	0.62
26:BA:2869:G:C2'	26:BA:2870:C:C5'	2.77	0.62
26:BA:729:G:H1'	26:BA:763:G:O3'	2.00	0.62
26:BA:2210:G:C5	27:BD:148:GLY:CA	2.78	0.62
27:BD:163:VAL:O	27:BD:163:VAL:HG12	2.00	0.62
27:BD:71:ASP:HA	27:BD:73:ILE:HG13	1.82	0.62
32:BI:2:LYS:HG2	32:BI:39:ALA:N	2.15	0.62
35:BP:77:ALA:CA	35:BP:81:VAL:HG11	2.25	0.62
36:BQ:131:ALA:HA	36:BQ:134:PHE:CD2	2.34	0.62
36:BQ:41:THR:OG1	36:BQ:126:VAL:CA	2.43	0.62
43:BR:52:ILE:C	43:BR:54:LEU:H	2.02	0.62
26:BA:446:G:OP2	44:BU:3:ARG:HD3	1.99	0.62
45:BV:35:LEU:N	45:BV:60:VAL:HG13	2.14	0.62
45:BV:72:ARG:O	45:BV:74:TYR:CE2	2.53	0.62
39:BW:70:TYR:CE2	39:BW:72:LYS:N	2.68	0.62
26:BA:1340:U:H5	40:BX:55:GLN:NE2	1.93	0.62
41:BY:32:ARG:C	41:BY:34:GLU:N	2.52	0.62
41:BY:64:ASN:O	41:BY:72:ILE:CG2	2.34	0.62
42:BZ:103:ARG:NH1	42:BZ:137:ASP:O	2.32	0.62
42:BZ:45:GLN:HE21	42:BZ:45:GLN:H	1.45	0.62
1:AA:3(A):G:C5	1:AA:1004:A:H1'	2.34	0.61
8:AE:79:GLU:HG3	8:AE:93:PRO:HD2	1.82	0.61
1:AA:192:U:H1'	23:AT:103:GLY:HA2	1.82	0.61
3:AW:9:A:N6	3:AW:45:G:C6	2.67	0.61
3:AW:76:A:C2	26:BA:2422:A:N6	2.55	0.61

*Continued on next page...*



*Continued from previous page...*

Atom-1	Atom-2	Interatomic distance (Å)	Clash overlap (Å)
47:B3:17:LYS:O	47:B3:18:ASP:C	2.37	0.61
52:B7:11:LYS:HE3	52:B7:11:LYS:HA	1.80	0.61
54:B9:7:VAL:HG23	54:B9:36:GLN:OE1	2.00	0.61
26:BA:1027:A:C5	26:BA:1126:A:C2	2.87	0.61
26:BA:1268:A:H2'	26:BA:1269:A:C8	2.35	0.61
26:BA:2314:C:OP1	30:BG:74:THR:CG2	2.43	0.61
26:BA:2345:G:N2	26:BA:2381:C:H3'	2.15	0.61
26:BA:2759:G:C2'	26:BA:2760:C:C5'	2.78	0.61
26:BA:2628:C:O2	26:BA:2781:A:C2'	2.47	0.61
26:BA:2852:G:C2	26:BA:2853:C:O2	2.52	0.61
26:BA:322:A:OP2	26:BA:322:A:C8	2.50	0.61
26:BA:606:U:OP1	29:BF:105:LYS:HD2	2.00	0.61
26:BA:684:G:N2	26:BA:794:G:C2	2.69	0.61
26:BA:907:U:O2'	36:BQ:88:PHE:CE1	2.51	0.61
26:BA:910:A:N6	36:BQ:12:PRO:HA	2.14	0.61
27:BD:167:GLU:CA	27:BD:170:TYR:CD1	2.82	0.61
27:BD:71:ASP:C	27:BD:73:ILE:N	2.50	0.61
26:BA:2771:C:C4'	28:BE:316:ARG:HD2	2.29	0.61
29:BF:11:ASN:CG	29:BF:160:LEU:HD11	2.20	0.61
29:BF:16:VAL:HG12	29:BF:17:ASP:N	2.14	0.61
31:BH:153:PRO:O	31:BH:154:GLU:C	2.38	0.61
31:BH:169:ARG:HA	31:BH:169:ARG:NE	2.15	0.61
32:BI:63:ALA:HA	32:BI:66:LYS:HE2	1.81	0.61
55:BK:93:LYS:CG	55:BK:96:ILE:HD11	2.30	0.61
33:BN:15:ARG:HG2	33:BN:43:ARG:CB	2.30	0.61
33:BN:42:GLU:CA	33:BN:132:LEU:O	2.47	0.61
34:BO:78:ARG:O	38:BT:22:VAL:CG2	2.47	0.61
38:BT:6:CYS:SG	38:BT:31:PHE:HD2	2.23	0.61
44:BU:10:ARG:C	44:BU:13:ARG:HH12	2.03	0.61
40:BX:52:VAL:CG2	40:BX:65:VAL:O	2.47	0.61
42:BZ:46:GLN:C	42:BZ:49:THR:OG1	2.37	0.61
1:AA:1197:G:H2'	1:AA:1198:G:H5'	1.80	0.61
1:AA:1260:C:H1'	1:AA:1283:G:HO2'	1.65	0.61
1:AA:1312:G:O6	22:AS:2:PRO:O	2.18	0.61
1:AA:18:C:N3	1:AA:918:A:C2	2.68	0.61
1:AA:409:G:O5'	7:AD:25:ARG:CB	2.48	0.61
3:AW:40:C:H2'	3:AW:41:U:H5'	1.82	0.61
48:B0:25:LYS:HE2	48:B0:57:HIS:ND1	2.15	0.61
48:B0:40:GLN:N	48:B0:69:PHE:CZ	2.68	0.61
49:B4:47:GLU:HA	49:B4:53:GLU:H	1.66	0.61
52:B7:33:ARG:HB3	52:B7:37:LYS:HD2	1.82	0.61

*Continued on next page...*



*Continued from previous page...*

Atom-1	Atom-2	Interatomic distance (Å)	Clash overlap (Å)
26:BA:594:U:C5'	53:B8:58:MET:HE1	2.20	0.61
26:BA:1270:C:H4'	26:BA:1271:G:C5'	2.21	0.61
26:BA:1417:C:H3'	26:BA:1418:G:H8	1.65	0.61
26:BA:1426:G:H5''	26:BA:1427:A:H5''	1.81	0.61
26:BA:1652:A:H62	26:BA:1653:G:H21	1.48	0.61
26:BA:1819:A:H4'	26:BA:1820:U:C5'	2.30	0.61
26:BA:198:C:H2'	26:BA:199:A:H5''	1.81	0.61
26:BA:2018:G:N2	44:BU:34:ASN:HD22	1.72	0.61
26:BA:2206:C:C2'	26:BA:2207:C:O4'	2.47	0.61
26:BA:2337:G:C6	26:BA:2338:G:O6	2.52	0.61
26:BA:2361:A:C3'	26:BA:2362:G:H5'	2.31	0.61
26:BA:2384:G:O5'	26:BA:2386:C:OP1	2.18	0.61
26:BA:2476:A:N7	26:BA:2477:C:C6	2.66	0.61
26:BA:2488:A:C3'	26:BA:2488:A:C8	2.83	0.61
26:BA:2521:C:N3	26:BA:2522:U:C5	2.68	0.61
26:BA:2516:G:C6	26:BA:2569:G:C2	2.88	0.61
26:BA:2618:G:C2'	26:BA:2619:C:O5'	2.47	0.61
26:BA:2653:U:H3'	26:BA:2654:A:N7	2.15	0.61
26:BA:2665:A:C8	26:BA:2665:A:H5''	2.34	0.61
26:BA:2684:U:O4'	34:BO:76:TYR:OH	2.07	0.61
26:BA:2744:G:C2	26:BA:2761:G:C2	2.88	0.61
26:BA:2831:G:H1'	26:BA:2883:A:N3	2.15	0.61
26:BA:2886:G:N2	26:BA:2887:U:C1'	2.63	0.61
27:BD:160:SER:C	27:BD:162:GLN:HE22	2.03	0.61
26:BA:1799:G:N1	27:BD:177:SER:HB2	2.16	0.61
27:BD:202:LYS:O	27:BD:204:PHE:CE1	2.50	0.61
28:BE:81:VAL:CB	28:BE:100:TRP:CZ3	2.83	0.61
29:BF:141:SER:OG	29:BF:144:PHE:CE1	2.51	0.61
29:BF:59:GLU:CB	29:BF:61:PHE:CE2	2.57	0.61
32:BI:24:GLY:O	32:BI:25:TYR:C	2.38	0.61
55:BK:89:SER:HB2	55:BK:95:LYS:CE	2.30	0.61
34:BO:63:VAL:CG1	34:BO:102:VAL:HG22	2.30	0.61
34:BO:63:VAL:CG1	34:BO:102:VAL:CB	2.75	0.61
35:BP:113:GLN:O	35:BP:115:ARG:CD	2.48	0.61
35:BP:141:GLU:OE1	35:BP:141:GLU:O	2.18	0.61
36:BQ:43:PRO:O	36:BQ:125:TRP:CZ2	2.53	0.61
36:BQ:67:ALA:CA	36:BQ:71:PHE:HE1	2.14	0.61
43:BR:47:PHE:O	43:BR:49:ASP:N	2.32	0.61
43:BR:62:ALA:HB1	43:BR:80:PHE:CZ	2.35	0.61
45:BV:61:VAL:HG21	45:BV:97:GLY:CA	2.12	0.61
39:BW:82:LEU:O	39:BW:83:LYS:C	2.38	0.61

*Continued on next page...*



*Continued from previous page...*

Atom-1	Atom-2	Interatomic distance (Å)	Clash overlap (Å)
40:BX:33:SER:O	40:BX:37:VAL:HB	1.99	0.61
42:BZ:120:LEU:CD2	42:BZ:120:LEU:N	2.43	0.61
42:BZ:125:PRO:CG	42:BZ:130:ILE:CG2	2.78	0.61
1:AA:280:C:O2	20:AQ:39:SER:N	2.32	0.61
1:AA:501:C:H1'	1:AA:549:C:H1'	1.80	0.61
1:AA:595:G:H2'	1:AA:641:U:O4	2.01	0.61
12:AI:32:ASP:HB3	12:AI:35:GLU:HB2	1.83	0.61
15:AL:54:LYS:HG3	15:AL:75:HIS:HE1	1.65	0.61
3:AW:72:C:H2'	3:AW:73:A:O4'	1.99	0.61
3:AW:9:A:C2	3:AW:45:G:N9	2.68	0.61
48:B0:48:GLY:CA	48:B0:55:ARG:CA	2.79	0.61
46:B2:39:ALA:HB3	46:B2:40:PRO:HD2	1.78	0.61
49:B4:14:ILE:HG22	49:B4:37:SER:N	2.10	0.61
54:B9:11:CYS:HB3	54:B9:32:HIS:CE1	2.36	0.61
26:BA:1029:A:H2'	26:BA:1030:G:O4'	2.00	0.61
26:BA:199:A:N1	26:BA:2433:A:N9	2.48	0.61
26:BA:2416:C:C2	26:BA:2417:C:C5	2.88	0.61
26:BA:2423:U:N1	26:BA:2425:A:C5	2.68	0.61
26:BA:2069:G:C2	26:BA:2443:C:C2	2.88	0.61
26:BA:2573:C:OP1	26:BA:2575:C:OP2	2.18	0.61
26:BA:2693:A:C2	26:BA:2694:G:C4	2.87	0.61
26:BA:2782:G:P	26:BA:2782:G:C8	2.93	0.61
26:BA:2814:C:C2	26:BA:2815:C:C5	2.87	0.61
26:BA:2817:G:C2	26:BA:2818:G:C4	2.88	0.61
26:BA:2896:C:C6	26:BA:2896:C:C4'	2.83	0.61
26:BA:660:G:H2'	26:BA:661:C:C6	2.34	0.61
26:BA:963:U:H1'	26:BA:2250:G:H22	1.54	0.61
25:BB:59:A:C2	25:BB:60:C:H1'	2.35	0.61
28:BE:39:GLN:CD	28:BE:174:LEU:CG	2.68	0.61
28:BE:77:PRO:HG2	28:BE:186:GLU:HB2	1.82	0.61
31:BH:149:ALA:C	31:BH:161:ILE:HD11	2.15	0.61
31:BH:67:THR:O	31:BH:68:ARG:C	2.37	0.61
32:BI:80:PRO:O	32:BI:148:GLN:HG2	1.99	0.61
32:BI:98:ILE:O	32:BI:99:ALA:C	2.39	0.61
55:BK:58:ILE:HG23	55:BK:67:THR:HA	1.82	0.61
33:BN:36:VAL:HG12	33:BN:36:VAL:O	2.00	0.61
33:BN:60:ARG:C	33:BN:71:TYR:CD2	2.73	0.61
33:BN:63:ILE:CD1	33:BN:71:TYR:CE2	2.73	0.61
34:BO:86:ILE:CG2	34:BO:87:ILE:H	2.11	0.61
36:BQ:117:GLY:O	36:BQ:118:ALA:HB3	2.01	0.61
36:BQ:47:GLU:OE2	36:BQ:152:SER:N	2.34	0.61

*Continued on next page...*



*Continued from previous page...*

Atom-1	Atom-2	Interatomic distance (Å)	Clash overlap (Å)
37:BS:103:ASP:C	37:BS:105:GLY:H	2.04	0.61
25:BB:51:G:OP2	37:BS:72:GLU:CG	2.46	0.61
44:BU:109:LEU:O	44:BU:110:VAL:C	2.37	0.61
26:BA:1251:C:O5'	44:BU:10:ARG:HG3	2.00	0.61
44:BU:117:ARG:NE	44:BU:118:GLN:HG2	2.14	0.61
44:BU:15:LYS:HG2	44:BU:19:LYS:HE2	1.82	0.61
39:BW:69:LEU:HD22	39:BW:109:GLU:HB2	1.83	0.61
39:BW:26:GLY:HA2	39:BW:71:VAL:HG23	1.82	0.61
41:BY:9:LYS:HZ1	41:BY:13:ARG:HH22	1.48	0.61
42:BZ:26:LYS:HB2	42:BZ:84:TYR:HH	1.65	0.61
1:AA:127:G:P	1:AA:635:G:H1'	2.39	0.61
1:AA:1328:C:H5''	16:AM:28:ALA:CB	2.28	0.61
16:AM:88:ARG:HB2	16:AM:98:VAL:CG1	2.30	0.61
1:AA:624:C:H4'	19:AP:10:GLY:HA2	1.81	0.61
46:B2:23:LEU:N	46:B2:26:GLU:OE1	2.33	0.61
49:B4:17:GLN:HG2	49:B4:33:VAL:HG12	1.82	0.61
26:BA:1221:C:H2'	26:BA:1221:C:O2	2.01	0.61
26:BA:126:A:H5''	52:B7:18:PHE:CD1	2.34	0.61
26:BA:1429:G:O4'	26:BA:1568:G:H1'	1.98	0.61
26:BA:1610:A:OP2	26:BA:1610:A:H8	1.83	0.61
26:BA:2233:U:O2	26:BA:2234:G:C1'	2.48	0.61
26:BA:2400:G:C2	26:BA:2401:U:O2	2.54	0.61
26:BA:2504:U:H6	26:BA:2504:U:C4'	2.13	0.61
26:BA:2562:U:H2'	26:BA:2562:U:O2	1.99	0.61
26:BA:2567:G:H2'	26:BA:2568:C:C6	2.35	0.61
26:BA:2868:A:C2'	26:BA:2869:G:H5'	2.29	0.61
26:BA:865:C:N4	26:BA:908:C:N4	2.48	0.61
27:BD:130:PRO:CA	27:BD:188:ARG:HA	2.29	0.61
28:BE:61:PRO:HB3	28:BE:69:PRO:CA	2.30	0.61
29:BF:220:THR:OG1	29:BF:221:GLU:N	2.33	0.61
31:BH:60:HIS:O	31:BH:63:LEU:HB3	2.00	0.61
32:BI:21:VAL:CG1	32:BI:30:LEU:CD1	2.66	0.61
26:BA:1063:G:C4'	55:BK:135:MET:HG2	2.30	0.61
26:BA:1140:C:C6	33:BN:49:ARG:HG3	2.31	0.61
33:BN:7:ASP:O	33:BN:8:ALA:HB2	1.98	0.61
35:BP:77:ALA:HB2	35:BP:81:VAL:HG12	1.79	0.61
36:BQ:94:ARG:CZ	36:BQ:106:GLY:CA	2.78	0.61
36:BQ:131:ALA:CA	36:BQ:134:PHE:CE2	2.83	0.61
36:BQ:64:ALA:O	36:BQ:65:ARG:C	2.37	0.61
43:BR:97:VAL:HG13	43:BR:114:VAL:HG21	1.82	0.61
45:BV:65:ARG:O	45:BV:93:ILE:CB	2.48	0.61

*Continued on next page...*



*Continued from previous page...*

Atom-1	Atom-2	Interatomic distance (Å)	Clash overlap (Å)
45:BV:94:LYS:C	45:BV:95:ILE:CG1	2.66	0.61
45:BV:61:VAL:HG23	45:BV:98:ILE:H	1.62	0.61
26:BA:520:G:P	39:BW:25:ARG:HH21	2.23	0.61
1:AA:1286:A:H61	1:AA:1355:G:P	2.23	0.61
46:B2:20:LEU:HD13	46:B2:23:LEU:CB	2.29	0.61
47:B3:22:ALA:CA	47:B3:46:ASN:ND2	2.58	0.61
49:B4:14:ILE:CB	49:B4:37:SER:O	2.42	0.61
50:B5:8:LYS:O	50:B5:9:LYS:CB	2.48	0.61
52:B7:26:SER:O	52:B7:29:ASN:CB	2.42	0.61
26:BA:1301:A:N7	26:BA:1303:G:O4'	2.33	0.61
26:BA:1327:C:H3'	26:BA:1328:G:C8	2.35	0.61
26:BA:2215:G:C2'	26:BA:2216:G:C8	2.55	0.61
26:BA:2219:G:C2	26:BA:2224:G:O4'	2.53	0.61
26:BA:2276:G:C4	26:BA:2277:G:C8	2.89	0.61
26:BA:2431:U:N3	26:BA:2434:A:OP2	2.32	0.61
26:BA:2504:U:C3'	26:BA:2504:U:H6	2.11	0.61
26:BA:2526:G:N7	26:BA:2527:C:H5	1.98	0.61
26:BA:2525:G:N1	26:BA:2539:C:C4	2.68	0.61
26:BA:2712:U:C3'	26:BA:2714:G:P	2.85	0.61
26:BA:2718:G:N3	26:BA:2719:G:C8	2.68	0.61
26:BA:2688:U:N3	26:BA:2719:G:N3	2.49	0.61
26:BA:2805:G:H2'	26:BA:2807:G:C4'	2.30	0.61
26:BA:2840:C:C2	26:BA:2841:C:C6	2.88	0.61
26:BA:294:A:O2'	41:BY:15:PRO:HG2	2.01	0.61
26:BA:321:G:C2'	26:BA:341:G:H4'	2.30	0.61
26:BA:527:C:C6	26:BA:2779:U:C5	2.89	0.61
26:BA:856:C:O2'	48:B0:24:LYS:HG2	1.92	0.61
26:BA:932:G:H4'	47:B3:24:LYS:NZ	2.14	0.61
27:BD:154:VAL:O	27:BD:154:VAL:HG12	1.98	0.61
28:BE:202:ALA:HA	28:BE:262:THR:CB	2.30	0.61
28:BE:271:ILE:CD1	28:BE:294:THR:CG2	2.73	0.61
30:BG:51:ARG:NH1	30:BG:72:LYS:HB2	2.15	0.61
32:BI:129:VAL:O	32:BI:131:VAL:HG23	2.00	0.61
32:BI:132:LYS:CA	32:BI:138:THR:CG2	2.77	0.61
26:BA:1059:G:N9	55:BK:127:ILE:HD13	2.15	0.61
36:BQ:85:ILE:HA	36:BQ:122:PHE:HB3	1.81	0.61
43:BR:25:ALA:O	43:BR:29:LEU:HD22	2.00	0.61
25:BB:9:G:OP1	37:BS:23:ARG:CZ	2.49	0.61
37:BS:76:GLY:C	37:BS:80:SER:C	2.58	0.61
45:BV:50:ASP:CB	45:BV:53:LYS:CG	2.28	0.61
45:BV:5:ILE:HD13	45:BV:12:TYR:CE1	2.36	0.61

*Continued on next page...*



*Continued from previous page...*

Atom-1	Atom-2	Interatomic distance (Å)	Clash overlap (Å)
41:BY:41:ARG:CB	41:BY:112:LEU:CA	2.72	0.61
41:BY:43:ASN:ND2	41:BY:112:LEU:HD11	2.16	0.61
26:BA:310:A:OP1	41:BY:52:ARG:HB3	2.01	0.61
42:BZ:9:THR:O	42:BZ:13:LYS:HB2	2.01	0.61
16:AM:24:GLY:O	16:AM:29:ARG:HD2	2.01	0.61
48:B0:35:ASN:HA	48:B0:68:VAL:CG2	2.29	0.61
48:B0:65:GLY:HA2	48:B0:66:LYS:NZ	2.06	0.61
49:B4:58:LYS:HG2	49:B4:62:ARG:CZ	2.31	0.61
26:BA:125:G:H22	52:B7:10:ARG:N	1.91	0.61
52:B7:43:THR:O	52:B7:46:ASP:N	2.34	0.61
54:B9:20:HIS:O	54:B9:22:ARG:N	2.32	0.61
26:BA:2046:G:N2	26:BA:2623:G:C4	2.68	0.61
26:BA:2198:A:H2'	26:BA:2198:A:N3	2.16	0.61
26:BA:2252:G:C6	26:BA:2253:G:O6	2.54	0.61
26:BA:2409:G:H8	26:BA:2409:G:O5'	1.82	0.61
26:BA:2520:C:O2'	26:BA:2521:C:C5'	2.47	0.61
26:BA:2478:A:H1'	26:BA:2529:G:N7	2.16	0.61
26:BA:2549:G:C2	26:BA:2550:G:C8	2.88	0.61
26:BA:2611:U:H3'	26:BA:2611:U:C6	2.32	0.61
26:BA:2655:G:C3'	26:BA:2655:G:N3	2.63	0.61
26:BA:2695:C:O2	26:BA:2696:U:C5	2.54	0.61
26:BA:2734:A:N7	26:BA:2735:G:N7	2.48	0.61
26:BA:2755:C:C6	26:BA:2755:C:C4'	2.84	0.61
26:BA:647:G:H2'	26:BA:648:G:H8	1.65	0.61
26:BA:738:G:N2	26:BA:739:G:O2'	2.33	0.61
27:BD:146:LYS:CG	27:BD:147:PRO:HD2	2.25	0.61
28:BE:81:VAL:CB	28:BE:100:TRP:HZ3	2.13	0.61
28:BE:301:PRO:O	28:BE:303:PRO:CD	2.27	0.61
26:BA:1205:U:C2	29:BF:232:LEU:HD11	2.26	0.61
26:BA:451:C:P	29:BF:49:ASP:H	2.23	0.61
29:BF:63:SER:N	29:BF:65:ARG:HE	1.87	0.61
30:BG:98:PHE:C	30:BG:104:PHE:CD2	2.73	0.61
30:BG:141:VAL:N	30:BG:144:ARG:NH1	2.48	0.61
30:BG:27:ILE:O	30:BG:69:ILE:HD13	1.99	0.61
30:BG:75:LEU:HD22	30:BG:79:MET:HB3	1.82	0.61
32:BI:133:LEU:HD12	32:BI:138:THR:O	1.99	0.61
34:BO:14:SER:HB2	34:BO:86:ILE:HD12	1.81	0.61
36:BQ:137:ARG:CD	36:BQ:138:ARG:N	2.62	0.61
26:BA:2376:A:C6	37:BS:119:GLN:NE2	2.67	0.61
37:BS:17:ARG:NH1	37:BS:18:THR:HA	2.11	0.61
37:BS:30:GLY:O	37:BS:31:LYS:HB2	2.00	0.61

*Continued on next page...*



*Continued from previous page...*

Atom-1	Atom-2	Interatomic distance (Å)	Clash overlap (Å)
44:BU:72:HIS:HE1	44:BU:107:LYS:HA	1.66	0.61
44:BU:26:GLY:O	44:BU:27:SER:CB	2.44	0.61
44:BU:88:ILE:CG2	45:BV:55:THR:HG21	2.28	0.61
45:BV:39:PHE:CE2	45:BV:41:GLY:N	2.68	0.61
45:BV:40:VAL:CA	45:BV:51:ALA:HA	2.31	0.61
45:BV:50:ASP:CA	45:BV:53:LYS:HE3	2.31	0.61
45:BV:59:GLU:CG	45:BV:99:GLN:HA	2.31	0.61
45:BV:33:VAL:CB	45:BV:63:HIS:CE1	2.79	0.61
41:BY:71:VAL:HG12	41:BY:91:LEU:HB2	1.82	0.61
41:BY:74:VAL:O	41:BY:76:ASP:N	2.33	0.61
42:BZ:13:LYS:O	42:BZ:18:MET:O	2.18	0.61
42:BZ:26:LYS:N	42:BZ:84:TYR:CZ	2.68	0.61
1:AA:1278:U:C4'	1:AA:1279:A:O4'	2.48	0.61
1:AA:1358:U:H5''	17:AN:33:VAL:O	2.00	0.61
5:AB:102:LEU:HD23	5:AB:177:ALA:HB2	1.83	0.61
1:AA:1058:G:OP1	6:AC:199:LYS:HE3	2.01	0.61
1:AA:409:G:P	7:AD:25:ARG:HB3	2.40	0.61
1:AA:1342:C:H4'	12:AI:125:TYR:HB2	1.83	0.61
18:AO:3:ILE:HG21	18:AO:34:LEU:HD21	1.83	0.61
1:AA:1364:U:C6	24:AU:14:TRP:CZ2	2.88	0.61
49:B4:15:ILE:H	49:B4:15:ILE:CD1	2.12	0.61
49:B4:5:LEU:C	49:B4:6:HIS:ND1	2.53	0.61
54:B9:10:MET:CA	54:B9:10:MET:HE3	2.31	0.61
54:B9:3:VAL:HG12	54:B9:5:SER:O	1.99	0.61
26:BA:1227:A:H8	26:BA:1227:A:H3'	1.65	0.61
26:BA:1527:G:O5'	26:BA:1527:G:C8	2.53	0.61
26:BA:2197:U:H2'	26:BA:2224:G:C2	2.29	0.61
26:BA:965:C:O4'	26:BA:2273:A:C4	2.53	0.61
26:BA:2344:U:O2	26:BA:2344:U:H2'	1.98	0.61
26:BA:2396:G:O5'	26:BA:2396:G:C8	2.53	0.61
26:BA:2447:G:N1	26:BA:2500:U:C4	2.69	0.61
26:BA:2514:U:H2'	26:BA:2515:C:O4'	1.99	0.61
26:BA:2542:A:O4'	26:BA:2542:A:P	2.57	0.61
26:BA:2557:G:C4	26:BA:2558:C:C5	2.89	0.61
26:BA:7:G:H5'	33:BN:6:PHE:HD2	1.65	0.61
26:BA:865:C:O2	26:BA:865:C:H2'	2.01	0.61
26:BA:969:U:H4'	47:B3:14:GLY:C	2.09	0.61
26:BA:995:C:OP2	44:BU:54:LYS:HE2	1.99	0.61
28:BE:229:GLN:O	28:BE:231:TRP:HD1	1.82	0.61
26:BA:2620:C:H4'	28:BE:252:GLN:HG2	1.81	0.61
28:BE:303:PRO:HB2	28:BE:307:LEU:HB3	1.83	0.61

*Continued on next page...*



*Continued from previous page...*

Atom-1	Atom-2	Interatomic distance (Å)	Clash overlap (Å)
28:BE:74:GLU:HB2	28:BE:293:TYR:CE2	2.20	0.61
29:BF:193:LEU:HD11	29:BF:231:ARG:CB	2.31	0.61
29:BF:84:VAL:H	29:BF:87:ARG:HE	1.49	0.61
30:BG:156:ARG:CG	30:BG:156:ARG:O	2.49	0.61
32:BI:80:PRO:CA	32:BI:146:THR:HG23	2.31	0.61
33:BN:10:VAL:CG1	33:BN:36:VAL:HA	2.29	0.61
34:BO:16:ALA:O	34:BO:17:ARG:HG3	2.00	0.61
35:BP:94:ARG:CD	35:BP:120:LEU:CA	2.79	0.61
35:BP:120:LEU:HD12	35:BP:122:ALA:CB	2.30	0.61
36:BQ:136:TRP:CE3	36:BQ:139:ALA:CB	2.84	0.61
36:BQ:84:ARG:NH2	36:BQ:123:ILE:HD12	2.15	0.61
26:BA:1287:A:H5''	43:BR:104:ARG:CG	2.31	0.61
44:BU:92:ARG:O	44:BU:95:LEU:CB	2.47	0.61
45:BV:40:VAL:HG12	45:BV:55:THR:CG2	2.25	0.61
45:BV:67:LYS:HG2	45:BV:70:TYR:HE1	1.64	0.61
39:BW:88:ARG:O	39:BW:91:GLY:N	2.29	0.61
1:AA:1193:G:O2'	8:AE:25:ARG:NE	2.34	0.61
1:AA:776:G:H22	1:AA:802:A:P	2.23	0.61
15:AL:37:CYS:O	15:AL:79:GLU:HA	2.01	0.61
1:AA:1203:C:OP1	17:AN:2:ALA:N	2.34	0.61
48:B0:61:ALA:CB	48:B0:80:SER:CA	2.78	0.61
46:B2:35:ALA:O	46:B2:38:GLY:N	2.29	0.61
47:B3:39:ASP:OD1	47:B3:40:THR:N	2.30	0.61
26:BA:1809:A:N6	49:B4:3:LYS:CB	2.62	0.61
49:B4:68:ARG:CB	49:B4:72:LYS:CG	2.79	0.61
50:B5:41:LEU:O	50:B5:42:SER:C	2.38	0.61
26:BA:1024:G:N2	26:BA:1139:G:N2	2.48	0.61
26:BA:1462:C:H5'	26:BA:2703:C:H5'	1.82	0.61
26:BA:1670:C:P	26:BA:2550:G:OP2	2.58	0.61
26:BA:2246:G:C2	26:BA:2247:A:N7	2.69	0.61
26:BA:2321:G:N2	26:BA:2322:A:H1'	2.15	0.61
26:BA:631:A:C2	26:BA:2415:G:N3	2.64	0.61
26:BA:2459:A:N7	26:BA:2460:U:C4	2.69	0.61
26:BA:2508:G:H2'	26:BA:2509:G:C5'	2.30	0.61
26:BA:2519:U:C2	26:BA:2542:A:C6	2.88	0.61
26:BA:2695:C:O2'	26:BA:2696:U:O4'	2.19	0.61
26:BA:2706:G:O5'	26:BA:2706:G:C8	2.48	0.61
26:BA:2882:A:C2'	26:BA:2883:A:O5'	2.49	0.61
26:BA:873:G:H5'	36:BQ:32:LYS:H	1.66	0.61
26:BA:974(A):C:H2'	26:BA:974(A):C:O2	1.99	0.61
28:BE:247:ARG:HD2	28:BE:249:THR:OG1	2.01	0.61

*Continued on next page...*



*Continued from previous page...*

Atom-1	Atom-2	Interatomic distance (Å)	Clash overlap (Å)
29:BF:16:VAL:CG1	29:BF:17:ASP:N	2.63	0.61
29:BF:52:ALA:C	29:BF:55:ARG:HB3	2.20	0.61
26:BA:2310:A:H2'	30:BG:55:LYS:HE2	0.79	0.61
55:BK:24:VAL:HG13	55:BK:28:LEU:HD12	1.82	0.61
55:BK:8:GLN:C	55:BK:9:ILE:CG1	2.69	0.61
26:BA:1021:A:N7	33:BN:49:ARG:NH1	2.44	0.61
34:BO:63:VAL:HG11	34:BO:102:VAL:HG22	1.81	0.61
34:BO:35:ILE:HG13	34:BO:62:VAL:HG12	1.82	0.61
35:BP:57:VAL:O	35:BP:58:GLN:HB3	2.01	0.61
36:BQ:46:VAL:C	36:BQ:124:ALA:O	2.38	0.61
36:BQ:49:VAL:HG22	36:BQ:120:HIS:C	2.20	0.61
43:BR:102:GLU:HG3	43:BR:103:ARG:N	2.12	0.61
43:BR:86:ARG:C	43:BR:87:TYR:HD2	2.03	0.61
37:BS:102:LEU:HD12	37:BS:129:ILE:CD1	2.13	0.61
37:BS:105:GLY:C	37:BS:106:LEU:CD2	2.61	0.61
37:BS:118:ILE:HG23	37:BS:119:GLN:N	2.13	0.61
37:BS:27:LEU:CD1	37:BS:27:LEU:C	2.66	0.61
44:BU:92:ARG:C	44:BU:95:LEU:CD1	2.53	0.61
26:BA:99:U:N3	41:BY:107:LYS:HD3	2.16	0.61
9:AF:69:GLU:O	9:AF:72:VAL:HG23	2.01	0.61
15:AL:54:LYS:HG2	15:AL:75:HIS:HE1	1.65	0.61
16:AM:94:ARG:HB2	16:AM:96:LEU:HD21	1.83	0.61
2:AV:1:G:HO2'	36:BQ:98:GLY:C	2.04	0.61
1:AA:1400:C:O2	2:AV:34:G:N2	2.30	0.61
43:BR:101:ALA:CA	50:B5:41:LEU:HD12	2.31	0.61
39:BW:38:TYR:CD1	50:B5:41:LEU:HD21	2.35	0.61
53:B8:16:ILE:HG23	53:B8:22:VAL:CG2	2.31	0.61
54:B9:4:ARG:O	54:B9:36:GLN:CA	2.48	0.61
26:BA:144:C:H2'	26:BA:145:G:H8	1.65	0.61
26:BA:1310:G:H1	26:BA:1604:C:H42	1.49	0.61
26:BA:2296:U:H3'	26:BA:2296:U:H6	1.65	0.61
26:BA:2423:U:C1'	26:BA:2425:A:C8	2.83	0.61
26:BA:2425:A:C2'	26:BA:2426:A:OP2	2.48	0.61
26:BA:2443:C:H2'	26:BA:2444:G:O4'	2.01	0.61
26:BA:2728:U:H2'	26:BA:2729:G:C8	2.36	0.61
26:BA:2767:C:H2'	26:BA:2768:C:C5'	2.31	0.61
26:BA:2854:G:N2	26:BA:2864:G:C4	2.69	0.61
26:BA:2811:G:N2	26:BA:2891:G:H1'	2.16	0.61
26:BA:551:G:H4'	26:BA:1220:A:H2	1.65	0.61
26:BA:783:A:N1	26:BA:785:G:H1'	2.16	0.61
26:BA:848:G:H21	26:BA:933:A:H1'	1.66	0.61

*Continued on next page...*



*Continued from previous page...*

Atom-1	Atom-2	Interatomic distance (Å)	Clash overlap (Å)
26:BA:974(A):C:C6	26:BA:989:G:N1	2.69	0.61
27:BD:208:GLY:O	27:BD:211:HIS:CG	2.53	0.61
26:BA:2621:A:O2'	28:BE:255:GLN:NE2	2.34	0.61
26:BA:2821:A:O3'	28:BE:258:TYR:CE2	2.53	0.61
28:BE:39:GLN:CB	28:BE:174:LEU:HG	2.30	0.61
29:BF:220:THR:CA	29:BF:224:ALA:CB	2.76	0.61
29:BF:81:PRO:O	29:BF:82:GLN:HB3	2.01	0.61
30:BG:49:PRO:HG3	30:BG:73:VAL:CG2	2.28	0.61
32:BI:35:LEU:O	32:BI:36:ALA:HB3	2.01	0.61
35:BP:67:ARG:HH11	35:BP:111:ALA:HB3	1.66	0.61
35:BP:128:GLY:O	35:BP:129:ALA:O	2.19	0.61
37:BS:117:ALA:CA	37:BS:120:GLU:CD	2.65	0.61
38:BT:53:ASP:CA	38:BT:56:ARG:HE	2.14	0.61
45:BV:40:VAL:CG1	45:BV:55:THR:HG22	2.30	0.61
39:BW:5:ALA:HB3	39:BW:50:VAL:O	2.00	0.61
41:BY:51:LEU:HD22	41:BY:95:ASN:HB3	1.82	0.61
42:BZ:125:PRO:HG2	42:BZ:130:ILE:CG2	2.30	0.61
42:BZ:163:ASP:OD2	42:BZ:164:PRO:HD2	0.79	0.61
42:BZ:89:GLY:C	42:BZ:91:PRO:HD2	2.21	0.61
1:AA:768:A:OP1	1:AA:804:U:C5'	2.49	0.61
8:AE:11:ILE:HD11	8:AE:108:ALA:HB2	1.83	0.61
13:AJ:64:GLU:HG2	17:AN:59:ALA:HA	1.82	0.61
23:AT:87:LYS:O	23:AT:91:LEU:HG	2.01	0.61
46:B2:15:GLU:O	46:B2:17:GLU:C	2.39	0.61
47:B3:16:PRO:HB2	47:B3:19:GLN:HG2	1.83	0.61
47:B3:31:LEU:HD22	47:B3:32:GLN:N	2.08	0.61
49:B4:14:ILE:HD12	49:B4:16:TYR:HE1	1.63	0.61
39:BW:19:LEU:CD1	50:B5:25:LEU:HG	2.28	0.61
26:BA:1031:G:O3'	54:B9:8:LYS:HE2	2.01	0.61
26:BA:1140:C:H1'	26:BA:142(A):A:C6	2.36	0.61
26:BA:1287:A:C8	26:BA:1287:A:H5'	2.36	0.61
26:BA:1544:C:C2'	26:BA:1545:A:H4'	2.27	0.61
26:BA:1800:C:H3'	26:BA:1800:C:H6	1.65	0.61
26:BA:2429:G:H5'	26:BA:2430:A:P	2.41	0.61
26:BA:2483:C:C2'	26:BA:2484:G:O5'	2.46	0.61
26:BA:2503:A:C8	26:BA:2503:A:H3'	2.34	0.61
26:BA:2605:U:O2'	26:BA:2606:C:H5''	2.01	0.61
26:BA:2620:C:O2'	26:BA:2621:A:P	2.59	0.61
26:BA:2733:A:H3'	26:BA:2733:A:H8	1.66	0.61
26:BA:2740:A:C1'	26:BA:2741:A:C8	2.84	0.61
26:BA:527:C:C6	26:BA:2779:U:H2'	2.36	0.61

*Continued on next page...*



*Continued from previous page...*

Atom-1	Atom-2	Interatomic distance (Å)	Clash overlap (Å)
26:BA:689:A:H2'	26:BA:690:G:O4'	2.00	0.61
26:BA:784:A:O2'	26:BA:785:G:H5''	2.00	0.61
26:BA:821:A:O2'	26:BA:945:A:H3'	2.00	0.61
25:BB:24:G:C8	25:BB:56:G:C5	2.89	0.61
27:BD:196:ASN:CA	27:BD:199:ARG:CD	2.77	0.61
28:BE:221:LYS:HE3	28:BE:233:ARG:CB	2.31	0.61
28:BE:240:PRO:CG	28:BE:243:PRO:HG2	2.30	0.61
28:BE:247:ARG:HB3	28:BE:249:THR:HG23	1.82	0.61
28:BE:254:GLY:O	28:BE:255:GLN:C	2.39	0.61
26:BA:321:G:C1'	29:BF:206:ASN:ND2	2.63	0.61
29:BF:6:TYR:CD1	29:BF:139:VAL:HB	2.35	0.61
29:BF:96:LYS:HB2	29:BF:98:ARG:NH1	0.68	0.61
32:BI:43:ASN:HA	32:BI:46:ALA:HB2	1.81	0.61
55:BK:20:PRO:C	55:BK:22:PRO:HD2	2.21	0.61
34:BO:13:ASN:O	34:BO:14:SER:C	2.37	0.61
34:BO:35:ILE:HD12	34:BO:62:VAL:CG1	2.30	0.61
35:BP:64:ILE:HD13	35:BP:106:VAL:HG12	1.81	0.61
37:BS:122:ALA:CA	37:BS:125:ALA:HB3	2.31	0.61
38:BT:10:GLY:O	38:BT:11:THR:O	2.19	0.61
45:BV:3:ALA:N	45:BV:14:VAL:O	2.30	0.61
39:BW:66:GLU:O	39:BW:69:LEU:CD2	2.48	0.61
41:BY:101:LEU:CD2	41:BY:101:LEU:C	2.66	0.61
41:BY:40:VAL:O	41:BY:41:ARG:HB2	2.00	0.61
42:BZ:149:ALA:O	42:BZ:150:GLY:C	2.38	0.61
42:BZ:81:VAL:HG12	42:BZ:82:ASP:H	1.64	0.61
1:AA:1229:A:O2'	16:AM:125:ARG:NH1	2.34	0.60
1:AA:1328:C:O5'	16:AM:28:ALA:CB	2.49	0.60
1:AA:1404:C:O2	1:AA:1519:A:O2'	2.19	0.60
7:AD:18:LYS:HA	7:AD:33:MET:CE	2.31	0.60
1:AA:877:C:O3'	11:AH:89:PRO:HD2	2.01	0.60
1:AA:1268:A:O3'	24:AU:19:GLY:O	2.19	0.60
3:AW:7:U:O3'	3:AW:8:U:C5'	2.49	0.60
48:B0:65:GLY:O	48:B0:66:LYS:CG	2.48	0.60
47:B3:16:PRO:C	47:B3:19:GLN:OE1	2.40	0.60
47:B3:5:LYS:CB	47:B3:36:VAL:HG12	2.31	0.60
49:B4:21:VAL:O	49:B4:22:MET:CB	2.49	0.60
49:B4:36:TRP:CD1	49:B4:36:TRP:N	2.69	0.60
49:B4:59:PHE:CA	49:B4:62:ARG:NE	2.63	0.60
50:B5:45:ILE:CB	50:B5:52:TYR:CE1	2.84	0.60
51:B6:32:GLN:CG	51:B6:35:LEU:CD1	2.67	0.60
26:BA:2051:A:C5	26:BA:2614:A:N7	2.69	0.60

*Continued on next page...*



*Continued from previous page...*

Atom-1	Atom-2	Interatomic distance (Å)	Clash overlap (Å)
26:BA:2252:G:C6	26:BA:2253:G:C5	2.89	0.60
26:BA:2458:G:O2'	26:BA:2459:A:C8	2.50	0.60
26:BA:2504:U:H3'	26:BA:2504:U:H6	1.66	0.60
26:BA:2553:G:C6	26:BA:2554:U:O2	2.54	0.60
26:BA:2603:G:H2'	26:BA:2604:U:O4'	2.01	0.60
26:BA:2701:C:C3'	26:BA:2702:U:C5'	2.73	0.60
26:BA:1664:A:N3	26:BA:2726:U:C4	2.68	0.60
26:BA:2752:C:N4	26:BA:2753:A:N1	2.49	0.60
26:BA:2821:A:H2'	26:BA:2821:A:N3	2.16	0.60
26:BA:294:A:H3'	26:BA:294:A:C8	2.36	0.60
25:BB:105:G:H2'	25:BB:106:G:H8	1.66	0.60
26:BA:450:G:OP2	29:BF:85:LYS:O	2.19	0.60
31:BH:59:HIS:O	31:BH:61:ARG:N	2.34	0.60
55:BK:114:PRO:C	55:BK:116:LEU:H	2.05	0.60
55:BK:32:GLY:O	55:BK:60:VAL:CB	2.48	0.60
55:BK:79:LEU:HD23	55:BK:79:LEU:O	2.00	0.60
33:BN:20:GLY:O	33:BN:22:VAL:CA	2.49	0.60
26:BA:142(A):A:O3'	33:BN:21:ARG:NH2	2.34	0.60
34:BO:17:ARG:CZ	34:BO:47:THR:CA	2.79	0.60
34:BO:17:ARG:HE	34:BO:47:THR:CA	2.13	0.60
36:BQ:9:SER:O	36:BQ:11:LYS:HE2	2.00	0.60
43:BR:20:LEU:CD2	43:BR:24:GLN:CG	2.79	0.60
25:BB:9:G:OP1	37:BS:23:ARG:NH1	2.34	0.60
44:BU:117:ARG:CG	44:BU:118:GLN:N	2.64	0.60
45:BV:20:ILE:HG21	45:BV:67:LYS:HD2	1.81	0.60
39:BW:8:ARG:CG	39:BW:102:HIS:HE1	2.09	0.60
39:BW:23:LEU:C	39:BW:23:LEU:CD2	2.69	0.60
26:BA:138:G:C8	40:BX:42:GLU:CD	2.74	0.60
42:BZ:165:GLU:O	42:BZ:166:LEU:HB2	2.01	0.60
25:BB:75:G:C4	42:BZ:22:VAL:HG21	2.36	0.60
42:BZ:34:LEU:O	42:BZ:35:ASP:CB	2.47	0.60
42:BZ:62:PHE:CE1	42:BZ:87:THR:HG21	2.36	0.60
1:AA:994:A:N1	1:AA:1047:G:H4'	2.16	0.60
1:AA:574:A:N3	1:AA:883:C:H1'	2.16	0.60
48:B0:75:GLY:O	48:B0:76:ALA:HB2	2.01	0.60
48:B0:61:ALA:HB1	48:B0:80:SER:HA	1.82	0.60
47:B3:31:LEU:HD22	47:B3:32:GLN:HB3	1.81	0.60
49:B4:60:ASN:O	49:B4:63:PHE:HB2	2.01	0.60
51:B6:8:ILE:N	51:B6:8:ILE:HD13	2.05	0.60
54:B9:7:VAL:HG21	54:B9:36:GLN:HG3	1.83	0.60
26:BA:1999:C:C2'	26:BA:2687:U:O2'	2.48	0.60

*Continued on next page...*



*Continued from previous page...*

Atom-1	Atom-2	Interatomic distance (Å)	Clash overlap (Å)
26:BA:2218:G:C2'	26:BA:2219:G:O5'	2.48	0.60
26:BA:2279:G:H2'	26:BA:2280:G:H8	1.66	0.60
26:BA:2246:G:H1'	26:BA:2426:A:C2	2.36	0.60
26:BA:2432:A:C2	26:BA:2433:A:C4	2.89	0.60
26:BA:807:U:C5'	26:BA:2445:G:H4'	2.30	0.60
26:BA:2555:U:C5	26:BA:2556:C:C5	2.89	0.60
26:BA:2682:U:H6	28:BE:48:MET:SD	2.23	0.60
26:BA:2684:U:N3	26:BA:2725:A:C6	2.69	0.60
26:BA:2776:A:C2	26:BA:2778:A:C6	2.88	0.60
26:BA:2786:U:H2'	26:BA:2787:C:C6	2.35	0.60
26:BA:246:C:O2'	26:BA:385:C:H4'	2.02	0.60
26:BA:405:U:H5''	26:BA:406:G:O5'	2.01	0.60
26:BA:874:G:H1	26:BA:903:C:H42	1.47	0.60
27:BD:167:GLU:O	27:BD:168:GLY:C	2.38	0.60
27:BD:175:LEU:HG	27:BD:180:VAL:CA	2.24	0.60
26:BA:1656:C:OP2	28:BE:233:ARG:HD3	2.00	0.60
29:BF:167:ASP:CG	29:BF:232:LEU:CG	2.59	0.60
32:BI:115:ILE:HG12	32:BI:131:VAL:CG2	2.31	0.60
32:BI:86:GLY:C	32:BI:88:ARG:CA	2.69	0.60
33:BN:27:ALA:N	33:BN:30:ALA:HB2	2.14	0.60
33:BN:53:ILE:HG22	33:BN:54:VAL:HG23	1.82	0.60
44:BU:93:LYS:O	44:BU:94:VAL:CG2	2.48	0.60
39:BW:84:ARG:CB	39:BW:96:ILE:HD11	2.12	0.60
26:BA:337:C:P	41:BY:24:ARG:CB	2.86	0.60
42:BZ:41:ARG:H	42:BZ:41:ARG:HE	1.49	0.60
1:AA:1403:C:H1'	1:AA:1500:A:N1	2.17	0.60
7:AD:24:GLU:O	7:AD:27:TYR:HB2	2.02	0.60
9:AF:23:LYS:HA	9:AF:26:ILE:HD12	1.83	0.60
48:B0:8:GLY:O	48:B0:10:SER:N	2.33	0.60
48:B0:48:GLY:CA	48:B0:55:ARG:CB	2.78	0.60
46:B2:46:ILE:O	46:B2:47:LYS:C	2.40	0.60
46:B2:27:LEU:CD2	46:B2:53:ILE:HD11	2.31	0.60
49:B4:58:LYS:C	49:B4:61:LYS:HG3	2.13	0.60
49:B4:6:HIS:CB	49:B4:7:PRO:CD	2.65	0.60
50:B5:50:GLY:HA2	50:B5:57:VAL:CB	2.31	0.60
53:B8:12:ARG:O	53:B8:14:ILE:HD13	1.99	0.60
53:B8:26:LYS:HE3	53:B8:45:GLY:CA	2.31	0.60
26:BA:1006:C:H1'	33:BN:86:MET:SD	2.42	0.60
26:BA:1059:G:N2	55:BK:127:ILE:CG2	2.43	0.60
26:BA:1127:A:H2	26:BA:2518:A:H1'	1.66	0.60
26:BA:1350:C:N4	26:BA:1381:G:H1	1.97	0.60

*Continued on next page...*



*Continued from previous page...*

Atom-1	Atom-2	Interatomic distance (Å)	Clash overlap (Å)
26:BA:14:A:N3	26:BA:2625:G:O2'	2.34	0.60
26:BA:1556:C:H2'	26:BA:1557:C:C6	2.36	0.60
26:BA:1339:G:H22	26:BA:1603:A:H8	1.47	0.60
26:BA:1819:A:C2'	27:BD:177:SER:OG	2.48	0.60
26:BA:1667:G:H2'	26:BA:1991:U:O4	2.01	0.60
26:BA:2268:A:P	26:BA:2268:A:O4'	2.59	0.60
26:BA:2461:C:O2	26:BA:2462:U:H6	1.84	0.60
26:BA:2537:U:C6	26:BA:2538:C:H5	2.19	0.60
26:BA:2606:C:C6	26:BA:2606:C:H5'	2.34	0.60
26:BA:2619:C:H2'	26:BA:2620:C:H5'	1.83	0.60
26:BA:2741:A:O2'	26:BA:2742:C:O4'	2.18	0.60
26:BA:2869:G:H2'	26:BA:2870:C:C5'	2.31	0.60
26:BA:414:C:N3	26:BA:2409:G:C2	2.68	0.60
26:BA:511:U:OP2	26:BA:512:G:C5	2.53	0.60
25:BB:28:C:P	37:BS:41:LYS:HG3	2.40	0.60
25:BB:83:G:H4'	47:B3:52:HIS:HD2	1.66	0.60
28:BE:229:GLN:O	28:BE:231:TRP:CD1	2.54	0.60
26:BA:2620:C:C4'	28:BE:252:GLN:HB2	2.31	0.60
29:BF:195:VAL:O	29:BF:236:THR:HG23	2.01	0.60
30:BG:145:ASP:CB	37:BS:15:GLU:HA	2.26	0.60
30:BG:151:ILE:CD1	30:BG:156:ARG:NH2	2.51	0.60
2:AV:56:C:C2'	30:BG:56:ARG:CD	2.77	0.60
30:BG:60:GLU:O	30:BG:61:PHE:CB	2.50	0.60
55:BK:107:GLU:OE1	55:BK:107:GLU:O	2.18	0.60
55:BK:112:LYS:O	55:BK:114:PRO:CD	2.49	0.60
55:BK:116:LEU:HD13	55:BK:117:ASN:CA	2.31	0.60
55:BK:132:ALA:HA	55:BK:137:ILE:HB	1.84	0.60
36:BQ:16:ARG:H	36:BQ:20:ILE:HG12	1.64	0.60
36:BQ:65:ARG:CZ	36:BQ:122:PHE:CD2	2.78	0.60
43:BR:74:LYS:O	43:BR:77:ARG:NH1	2.33	0.60
43:BR:58:GLY:C	43:BR:80:PHE:HE2	2.03	0.60
37:BS:61:ALA:HB1	37:BS:84:THR:HG22	1.83	0.60
45:BV:69:ILE:HG21	45:BV:88:GLN:C	2.21	0.60
40:BX:4:VAL:HG23	40:BX:5:ILE:N	2.16	0.60
42:BZ:13:LYS:C	42:BZ:15:ASP:N	2.36	0.60
1:AA:1277:C:C1'	1:AA:1282:C:H1'	2.32	0.60
1:AA:1405:G:O4'	1:AA:1519:A:H4'	2.01	0.60
1:AA:627:G:H2'	1:AA:628:G:H8	1.65	0.60
1:AA:695:A:C2	1:AA:787:A:H4'	2.27	0.60
1:AA:404:U:C5	7:AD:2:GLY:HA2	2.35	0.60
7:AD:3:ARG:NH2	7:AD:74:GLN:CD	2.55	0.60

*Continued on next page...*



*Continued from previous page...*

Atom-1	Atom-2	Interatomic distance (Å)	Clash overlap (Å)
10:AG:66:VAL:HG12	10:AG:70:LYS:HE2	1.84	0.60
14:AK:58:PRO:HA	14:AK:90:GLY:HA3	1.82	0.60
46:B2:60:GLN:O	46:B2:61:GLY:C	2.40	0.60
49:B4:56:VAL:HG12	49:B4:57:ASP:H	1.66	0.60
26:BA:1800:C:C3'	26:BA:1800:C:H6	2.14	0.60
26:BA:2292:C:H2'	26:BA:2293:C:H6	1.66	0.60
26:BA:2307:G:H1'	26:BA:2311:A:H61	0.59	0.60
26:BA:2332:U:H4'	26:BA:2336:A:N6	2.17	0.60
26:BA:2346:A:HO2'	26:BA:2347:C:P	2.22	0.60
26:BA:2393:A:O2'	26:BA:2394:C:O4'	2.19	0.60
26:BA:2415:G:H22	26:BA:2416:C:H1'	1.64	0.60
26:BA:2468:G:O2'	26:BA:2469:A:C8	2.35	0.60
26:BA:2597:G:C6	26:BA:2598:A:C6	2.88	0.60
26:BA:746:A:O5'	26:BA:2612:C:C6	2.54	0.60
26:BA:2681:C:C4'	28:BE:48:MET:SD	2.90	0.60
26:BA:2695:C:O2	26:BA:2696:U:C4	2.54	0.60
26:BA:1456:G:N1	26:BA:2704:C:N4	2.50	0.60
26:BA:2754:U:O2'	26:BA:2756:U:OP2	2.19	0.60
26:BA:2758:A:OP2	26:BA:2758:A:C8	2.54	0.60
26:BA:1752:C:H4'	26:BA:2862:G:OP1	2.01	0.60
26:BA:617:G:OP1	29:BF:221:GLU:CB	2.49	0.60
27:BD:175:LEU:CD2	27:BD:175:LEU:H	2.10	0.60
27:BD:203:PRO:C	27:BD:204:PHE:HD1	2.02	0.60
26:BA:1790:C:OP2	27:BD:224:VAL:CG1	2.48	0.60
28:BE:199:ALA:HA	28:BE:314:ALA:HA	1.83	0.60
29:BF:26:VAL:HG12	29:BF:27:ARG:N	2.16	0.60
25:BB:18:G:H3'	30:BG:149:ARG:HH11	1.66	0.60
30:BG:22:VAL:CB	30:BG:24:HIS:NE2	2.57	0.60
32:BI:52:GLN:HA	32:BI:55:GLN:CG	2.32	0.60
33:BN:22:VAL:HG12	33:BN:23:ALA:N	2.16	0.60
33:BN:62:ASP:N	33:BN:62:ASP:OD1	2.34	0.60
36:BQ:36:ASN:C	36:BQ:41:THR:CB	2.69	0.60
43:BR:90:ARG:HH12	43:BR:117:VAL:HG11	1.66	0.60
26:BA:447:A:P	44:BU:5:LYS:HZ3	2.23	0.60
45:BV:5:ILE:O	45:BV:6:GLN:CB	2.50	0.60
39:BW:11:ARG:NH1	39:BW:11:ARG:CG	2.61	0.60
42:BZ:69:VAL:CB	42:BZ:81:VAL:HG13	2.24	0.60
1:AA:1408:A:HO2'	26:BA:1913:A:HO2'	1.48	0.60
1:AA:801:U:H2'	1:AA:802:A:C8	2.37	0.60
7:AD:185:PHE:CE2	7:AD:189:PRO:HD3	2.35	0.60
2:AV:30:G:O3'	12:AI:127:LYS:CE	2.48	0.60

*Continued on next page...*



*Continued from previous page...*

Atom-1	Atom-2	Interatomic distance (Å)	Clash overlap (Å)
14:AK:40:ILE:HG23	14:AK:75:TYR:HD2	1.66	0.60
1:AA:1268:A:O4'	24:AU:20:LYS:CB	2.44	0.60
47:B3:20:LYS:O	47:B3:23:LEU:CA	2.49	0.60
43:BR:101:ALA:C	50:B5:41:LEU:HD12	2.21	0.60
50:B5:57:VAL:CG1	50:B5:58:LEU:N	2.29	0.60
26:BA:2615:U:C2	50:B5:7:PRO:HA	2.36	0.60
51:B6:12:MET:HE1	51:B6:54:LYS:O	2.02	0.60
51:B6:36:GLU:C	51:B6:52:GLU:OE2	2.39	0.60
52:B7:3:ARG:O	52:B7:4:THR:CG2	2.45	0.60
26:BA:1129:A:N1	26:BA:2570:G:C4'	2.64	0.60
26:BA:1152:C:O3'	44:BU:80:ILE:HD13	2.02	0.60
26:BA:1183:G:H5''	47:B3:29:ARG:HG3	1.84	0.60
26:BA:1614:A:H62	39:BW:88:ARG:CB	1.85	0.60
26:BA:1952:A:C2	34:BO:22:ILE:HD13	2.35	0.60
26:BA:197:A:C5	26:BA:2430:A:N7	2.70	0.60
26:BA:2358:G:H5''	26:BA:2359:C:OP2	2.01	0.60
26:BA:2846:G:H1	26:BA:2869:G:H1	1.49	0.60
26:BA:533:G:H1	26:BA:560:C:N4	1.93	0.60
26:BA:598:G:H21	29:BF:33:LYS:HZ3	0.61	0.60
26:BA:617:G:OP1	29:BF:221:GLU:HB2	2.02	0.60
27:BD:168:GLY:C	27:BD:170:TYR:N	2.46	0.60
27:BD:208:GLY:H	27:BD:211:HIS:CE1	2.19	0.60
29:BF:88:SER:O	29:BF:89:ALA:HB2	2.01	0.60
31:BH:88:LEU:HD23	31:BH:88:LEU:C	2.21	0.60
32:BI:109:LYS:N	32:BI:109:LYS:CE	2.57	0.60
55:BK:75:ALA:O	55:BK:76:SER:C	2.40	0.60
33:BN:12:VAL:HG12	33:BN:38:VAL:CG1	2.31	0.60
33:BN:83:ILE:HG13	33:BN:84:ARG:H	0.45	0.60
34:BO:20:LEU:HG	34:BO:44:LYS:CD	2.31	0.60
43:BR:75:LEU:HD23	43:BR:78:LYS:HD3	1.82	0.60
43:BR:87:TYR:HE1	43:BR:94:TYR:CB	2.03	0.60
37:BS:118:ILE:O	37:BS:119:GLN:C	2.38	0.60
44:BU:115:ASN:H	44:BU:115:ASN:ND2	1.94	0.60
45:BV:59:GLU:HG2	45:BV:100:GLY:N	2.17	0.60
45:BV:50:ASP:CG	45:BV:53:LYS:CE	2.65	0.60
41:BY:66:ASP:H	41:BY:72:ILE:HG12	1.65	0.60
1:AA:47:C:H4'	1:AA:48:C:H5'	1.83	0.60
1:AA:92:C:H2'	1:AA:93:G:H8	1.66	0.60
8:AE:39:GLY:HA2	8:AE:69:VAL:HB	1.84	0.60
47:B3:11:SER:CB	47:B3:13:ILE:HG12	2.31	0.60
26:BA:388:G:OP2	49:B4:29:PRO:CD	2.50	0.60

*Continued on next page...*



*Continued from previous page...*

Atom-1	Atom-2	Interatomic distance (Å)	Clash overlap (Å)
49:B4:56:VAL:CG1	49:B4:57:ASP:H	2.14	0.60
49:B4:6:HIS:NE2	49:B4:55:ARG:HG3	2.16	0.60
52:B7:21:ARG:HD2	52:B7:31:LEU:CD1	2.32	0.60
26:BA:1140:C:C5	33:BN:49:ARG:NE	2.65	0.60
26:BA:1818:U:O2	26:BA:1818:U:H2'	2.01	0.60
26:BA:2093:G:C5	26:BA:2225:A:C6	2.89	0.60
26:BA:2243:U:O2	26:BA:2244:U:C6	2.55	0.60
26:BA:2339:G:C4	26:BA:2340:G:C8	2.90	0.60
26:BA:2351:G:C2	26:BA:2365:G:C6	2.90	0.60
26:BA:2416:C:O2	26:BA:2417:C:H6	1.80	0.60
26:BA:2423:U:C1'	26:BA:2425:A:C4	2.83	0.60
26:BA:2447:G:N7	26:BA:2500:U:C5	2.68	0.60
26:BA:2531:A:C4	26:BA:2532:G:C8	2.89	0.60
26:BA:2662:A:H2'	26:BA:2663:G:C5'	2.31	0.60
26:BA:2697:G:C6	26:BA:2698:U:C5	2.90	0.60
26:BA:2741:A:N3	26:BA:2742:C:H1'	2.17	0.60
26:BA:2774:C:H2'	26:BA:2774:C:O2	1.99	0.60
26:BA:2881:C:H2'	26:BA:2882:A:O5'	1.99	0.60
26:BA:530:G:H3'	26:BA:530:G:P	2.41	0.60
26:BA:1545:A:O3'	26:BA:545(A):A:C5'	2.50	0.60
26:BA:574:C:N4	26:BA:2054:A:H5'	2.11	0.60
26:BA:783:A:C2	26:BA:785:G:H1'	2.37	0.60
27:BD:169:LYS:H	27:BD:169:LYS:NZ	1.99	0.60
28:BE:109:ASP:HA	28:BE:112:LEU:H	1.64	0.60
28:BE:61:PRO:HD2	28:BE:62:ARG:HG3	1.84	0.60
29:BF:84:VAL:C	29:BF:86:GLY:N	2.44	0.60
26:BA:2316:C:C3'	30:BG:151:ILE:HD12	2.23	0.60
30:BG:35:ALA:C	30:BG:36:ASN:CG	2.58	0.60
26:BA:2745:C:N1	31:BH:142:GLU:OE2	2.34	0.60
31:BH:89:VAL:O	31:BH:159:LYS:HA	2.00	0.60
31:BH:28:PRO:CG	31:BH:79:SER:HA	2.31	0.60
31:BH:88:LEU:HD11	31:BH:94:ARG:HA	1.83	0.60
32:BI:116:GLU:CG	32:BI:132:LYS:HG3	2.32	0.60
55:BK:52:MET:CE	55:BK:53:ILE:H	2.09	0.60
33:BN:15:ARG:CB	33:BN:43:ARG:CB	2.77	0.60
33:BN:83:ILE:O	33:BN:84:ARG:C	2.40	0.60
34:BO:100:GLY:O	34:BO:101:PRO:O	2.19	0.60
34:BO:103:ALA:HB3	34:BO:105:GLU:CG	2.31	0.60
34:BO:43:VAL:HG12	34:BO:45:ASP:H	1.66	0.60
26:BA:2684:U:O2	34:BO:70:ARG:NH2	2.34	0.60
43:BR:26:LYS:O	43:BR:27:SER:C	2.40	0.60

*Continued on next page...*



*Continued from previous page...*

Atom-1	Atom-2	Interatomic distance (Å)	Clash overlap (Å)
39:BW:79:GLY:C	39:BW:80:PRO:O	2.32	0.60
41:BY:101:LEU:HD22	41:BY:103:LEU:CD2	1.99	0.60
26:BA:84:A:N7	41:BY:111:ARG:NH2	2.47	0.60
41:BY:33:GLU:HG2	41:BY:34:GLU:N	2.16	0.60
42:BZ:116:VAL:C	42:BZ:118:HIS:H	2.05	0.60
42:BZ:54:ILE:HG23	42:BZ:55:THR:N	2.17	0.60
1:AA:1289:A:C2	1:AA:1372:U:H4'	2.36	0.60
1:AA:1342:C:H2'	1:AA:1343:G:H8	1.66	0.60
1:AA:355:C:H1'	1:AA:388:G:C2'	2.22	0.60
1:AA:39:G:C5	1:AA:498:U:O4	2.53	0.60
1:AA:736:C:OP1	21:AR:72:ARG:CZ	2.50	0.60
2:AV:20:G:H2'	2:AV:20:G:N3	2.15	0.60
51:B6:28:ARG:HG2	51:B6:28:ARG:O	2.01	0.60
26:BA:988:A:H4'	26:BA:1155:A:H2	1.65	0.60
26:BA:1191:G:H2'	26:BA:1192:G:H8	1.66	0.60
26:BA:1630:G:H2'	26:BA:630(A):C:C6	2.37	0.60
26:BA:1646:C:C5'	26:BA:1647:G:H5'	2.26	0.60
26:BA:1766:U:H2'	26:BA:1767:C:H6	1.67	0.60
26:BA:1829:A:H5''	26:BA:1830:C:H5	1.65	0.60
26:BA:2264:C:C5	26:BA:2265:U:H5	2.20	0.60
26:BA:2300:G:H2'	26:BA:2301:C:H6	1.66	0.60
26:BA:2620:C:H4'	28:BE:252:GLN:CG	2.31	0.60
26:BA:2619:C:C2'	26:BA:2620:C:O5'	2.50	0.60
26:BA:2626:C:C5	26:BA:2626:C:P	2.95	0.60
26:BA:2634:G:C6	26:BA:2635:C:C5	2.89	0.60
26:BA:270(K):C:H3'	26:BA:270(L):U:O4'	2.01	0.60
26:BA:2740:A:H2'	26:BA:2741:A:H5'	1.77	0.60
26:BA:2825:C:C5	26:BA:2825:C:P	2.94	0.60
26:BA:2850:A:N6	26:BA:2851:A:N6	2.49	0.60
26:BA:495:G:N2	39:BW:61:ASN:ND2	2.48	0.60
26:BA:729:G:N1	26:BA:1775:U:C4	2.69	0.60
26:BA:76:C:O3'	46:B2:55:ARG:HG3	2.01	0.60
26:BA:684:G:C6	26:BA:775:G:N7	2.70	0.60
26:BA:964:C:O2'	26:BA:2273:A:C8	2.55	0.60
27:BD:204:PHE:CD2	27:BD:209:ASN:HB2	2.37	0.60
27:BD:77:VAL:CB	27:BD:113:MET:CA	2.23	0.60
27:BD:85:ASN:HD22	27:BD:86:ARG:HD2	1.66	0.60
30:BG:46:GLY:O	30:BG:47:GLN:CG	2.49	0.60
31:BH:53:ARG:NH1	31:BH:56:ASP:O	2.35	0.60
32:BI:92:SER:H	32:BI:122:ARG:CZ	2.13	0.60
33:BN:98:PHE:N	33:BN:98:PHE:CD1	2.70	0.60

*Continued on next page...*



*Continued from previous page...*

Atom-1	Atom-2	Interatomic distance (Å)	Clash overlap (Å)
35:BP:67:ARG:HH11	35:BP:111:ALA:CB	2.15	0.60
36:BQ:9:SER:O	36:BQ:10:ILE:O	2.20	0.60
43:BR:21:TYR:O	43:BR:22:ARG:O	2.19	0.60
43:BR:38:VAL:O	43:BR:39:PRO:C	2.39	0.60
43:BR:98:LEU:O	43:BR:113:LEU:O	2.19	0.60
37:BS:122:ALA:C	37:BS:125:ALA:HB3	2.22	0.60
37:BS:18:THR:O	37:BS:19:ASP:OD1	2.18	0.60
26:BA:535:C:C5'	44:BU:53:LYS:HE3	2.21	0.60
44:BU:61:TRP:C	44:BU:65:ILE:CG1	2.62	0.60
39:BW:17:VAL:HA	39:BW:20:VAL:CG2	2.32	0.60
39:BW:59:VAL:HG12	39:BW:60:ASN:N	2.16	0.60
40:BX:5:ILE:HG22	40:BX:6:LYS:CA	2.27	0.60
1:AA:60:A:N1	1:AA:107:G:C1'	2.64	0.60
1:AA:1490:C:H6	1:AA:1490:C:H5''	1.67	0.60
1:AA:64:G:H4'	1:AA:65:U:H5''	1.82	0.60
7:AD:70:ILE:HD11	7:AD:100:ARG:CZ	2.31	0.60
3:AW:37:YYG:C19	10:AG:79:ARG:HA	2.22	0.60
46:B2:4:HIS:O	46:B2:8:ILE:CG1	2.49	0.60
47:B3:25:ALA:C	47:B3:27:GLY:H	2.05	0.60
51:B6:54:LYS:NZ	51:B6:54:LYS:HB2	2.12	0.60
26:BA:126:A:OP2	52:B7:17:GLY:CA	2.50	0.60
26:BA:1397:U:O2	26:BA:1397:U:H2'	2.01	0.60
26:BA:444(A):A:H3'	26:BA:1460:A:H1'	1.84	0.60
26:BA:1799:G:C6	27:BD:177:SER:CB	2.77	0.60
26:BA:2087:G:C6	26:BA:2233:U:C5	2.89	0.60
26:BA:2328:A:C4	26:BA:2329:G:C8	2.88	0.60
26:BA:2330:G:H2'	26:BA:2331:G:O4'	2.02	0.60
26:BA:2353:G:N2	26:BA:2364:C:C2	2.63	0.60
26:BA:2357:U:O2'	26:BA:2358:G:P	2.59	0.60
26:BA:2484:G:C1'	36:BQ:142:LYS:NZ	2.62	0.60
26:BA:2740:A:C2	26:BA:2764:A:C2	2.90	0.60
26:BA:2756:U:HO2'	26:BA:2757:A:H5'	1.54	0.60
26:BA:2635:C:N4	26:BA:2784:C:H42	2.00	0.60
26:BA:2792:G:C6	26:BA:2793:G:O6	2.55	0.60
26:BA:30:G:H2'	26:BA:31:C:H6	1.64	0.60
26:BA:558:G:OP1	33:BN:92:GLN:N	2.32	0.60
26:BA:701:G:H1	26:BA:731:C:H42	1.49	0.60
26:BA:960:A:O4'	26:BA:2457:U:H4'	2.02	0.60
25:BB:114:G:H1'	37:BS:46:GLN:NE2	2.16	0.60
27:BD:128:ALA:CB	27:BD:190:THR:HB	2.01	0.60
28:BE:77:PRO:CB	28:BE:187:HIS:C	2.60	0.60

*Continued on next page...*



*Continued from previous page...*

Atom-1	Atom-2	Interatomic distance (Å)	Clash overlap (Å)
26:BA:1655:A:H5''	28:BE:211:GLN:HG2	1.83	0.60
28:BE:63:GLU:OE1	28:BE:64:GLY:N	2.35	0.60
28:BE:87:GLU:O	28:BE:94:ARG:O	2.19	0.60
29:BF:93:LYS:HB2	29:BF:96:LYS:HE2	1.84	0.60
31:BH:64:HIS:O	31:BH:67:THR:N	2.35	0.60
32:BI:145:VAL:CG1	32:BI:146:THR:N	2.47	0.60
32:BI:21:VAL:O	32:BI:22:ALA:CB	2.49	0.60
55:BK:135:MET:CE	55:BK:137:ILE:HG13	2.32	0.60
55:BK:52:MET:CA	55:BK:52:MET:CE	2.74	0.60
55:BK:80:LYS:HG3	55:BK:85:ILE:O	2.02	0.60
33:BN:18:ILE:O	33:BN:22:VAL:HG21	2.00	0.60
33:BN:48:GLY:O	33:BN:49:ARG:C	2.40	0.60
34:BO:92:SER:HB3	34:BO:113:LYS:HZ2	1.67	0.60
36:BQ:42:TYR:HB2	36:BQ:43:PRO:HD3	1.83	0.60
38:BT:13:ILE:CG2	38:BT:14:GLU:OE2	2.49	0.60
44:BU:111:ASP:O	44:BU:113:SER:C	2.39	0.60
44:BU:16:LYS:O	44:BU:17:VAL:C	2.40	0.60
44:BU:86:ALA:CB	44:BU:90:LEU:CD2	2.79	0.60
39:BW:15:ARG:O	39:BW:16:LYS:C	2.40	0.60
42:BZ:171:VAL:HG23	42:BZ:171:VAL:O	2.02	0.60
42:BZ:39:PHE:N	42:BZ:39:PHE:CD2	2.40	0.60
42:BZ:35:ASP:N	42:BZ:39:PHE:HZ	1.88	0.60
1:AA:126:G:H4'	1:AA:634:C:O2'	2.02	0.60
1:AA:324:G:N2	1:AA:327:A:C8	2.69	0.60
1:AA:60:A:C6	1:AA:107:G:C2'	2.84	0.60
1:AA:689:C:O5'	1:AA:689:C:H6	1.84	0.60
1:AA:1376:U:C5'	10:AG:94:ARG:HH22	2.13	0.60
46:B2:2:VAL:HG12	46:B2:3:LEU:N	2.14	0.60
47:B3:41:PRO:O	47:B3:44:ARG:HB3	2.02	0.60
51:B6:29:ARG:CG	51:B6:30:ASN:N	2.58	0.60
51:B6:32:GLN:HG2	51:B6:35:LEU:CD1	2.31	0.60
51:B6:54:LYS:NZ	51:B6:54:LYS:CB	2.64	0.60
26:BA:1182:A:H2'	26:BA:1183:G:O4'	2.01	0.60
26:BA:1208:C:H2'	26:BA:1209:G:C8	2.37	0.60
26:BA:120:U:N3	26:BA:150:C:N4	2.50	0.60
26:BA:1791:A:OP1	27:BD:210:LYS:HB3	2.01	0.60
26:BA:792:G:H21	26:BA:2072:G:H1'	1.67	0.60
26:BA:2226:C:N3	26:BA:2227:A:N3	2.49	0.60
26:BA:2242:G:N1	26:BA:2243:U:C5	2.70	0.60
26:BA:2277:G:H2'	26:BA:2277:G:N3	2.16	0.60
26:BA:2259:G:N2	26:BA:2282:G:C2	2.70	0.60

*Continued on next page...*



*Continued from previous page...*

Atom-1	Atom-2	Interatomic distance (Å)	Clash overlap (Å)
26:BA:2331:G:C4	26:BA:2332:U:C2	2.90	0.60
26:BA:2351:G:N2	26:BA:2365:G:C5	2.70	0.60
26:BA:2411:A:O2'	26:BA:2412:A:O5'	2.19	0.60
26:BA:2428:G:H8	26:BA:2428:G:H3'	1.64	0.60
26:BA:2548:G:C2'	26:BA:2549:G:O5'	2.48	0.60
26:BA:2578:G:H2'	26:BA:2579:C:C5'	2.30	0.60
26:BA:2662:A:C2	26:BA:2663:G:C4'	2.85	0.60
26:BA:2679:A:C4	26:BA:2680:C:C6	2.90	0.60
26:BA:2785:C:C5'	28:BE:99:VAL:CA	2.63	0.60
26:BA:589:C:H42	26:BA:668:G:H1	1.47	0.60
26:BA:76:C:C4'	46:B2:55:ARG:HG3	2.31	0.60
26:BA:826:U:OP1	26:BA:2428:G:C3'	2.48	0.60
26:BA:957:A:P	36:BQ:95:GLU:HB3	2.41	0.60
27:BD:146:LYS:HZ1	27:BD:184:LEU:CD1	2.01	0.60
28:BE:112:LEU:C	28:BE:112:LEU:HD13	2.23	0.60
28:BE:303:PRO:HB2	28:BE:307:LEU:CG	2.30	0.60
33:BN:52:GLN:CB	33:BN:55:GLU:OE1	2.50	0.60
34:BO:110:ASP:O	34:BO:111:PHE:CE1	2.53	0.60
34:BO:93:PRO:HD2	34:BO:113:LYS:HD2	1.84	0.60
36:BQ:68:ALA:HB1	36:BQ:136:TRP:CZ3	2.37	0.60
36:BQ:72:VAL:HG22	36:BQ:135:ALA:CB	2.32	0.60
26:BA:2376:A:H61	37:BS:109:PRO:HG3	1.66	0.60
37:BS:48:VAL:CG1	37:BS:55:ASP:OD2	2.50	0.60
37:BS:86:LEU:H	37:BS:121:GLY:CA	2.15	0.60
38:BT:6:CYS:O	38:BT:7:ASP:CG	2.40	0.60
39:BW:14:PRO:CD	39:BW:99:ARG:O	2.50	0.60
26:BA:440:G:OP1	41:BY:6:LYS:NZ	2.35	0.60
41:BY:71:VAL:CG1	41:BY:93:THR:H	2.13	0.60
1:AA:60:A:N6	1:AA:108:G:H5'	2.17	0.60
1:AA:116:A:N6	1:AA:313:A:N3	2.50	0.60
1:AA:1286:A:C1'	24:AU:22:ARG:NH2	2.58	0.60
1:AA:280:C:H1'	20:AQ:38:ARG:NE	2.17	0.60
1:AA:290:C:H6	1:AA:290:C:O5'	1.84	0.60
1:AA:375:U:O5'	1:AA:375:U:H6	1.85	0.60
1:AA:454:C:H3'	1:AA:455:C:H6	1.66	0.60
6:AC:5:ILE:HG21	13:AJ:61:GLU:OE2	2.02	0.60
16:AM:19:LEU:HD13	16:AM:25:ILE:HG21	1.82	0.60
6:AC:34:LEU:HD12	17:AN:25:VAL:HG21	1.83	0.60
1:AA:450:G:N2	19:AP:13:HIS:CE1	2.69	0.60
48:B0:33:ALA:HB2	48:B0:65:GLY:CA	2.32	0.60
50:B5:15:LYS:HA	50:B5:18:MET:CG	2.32	0.60

*Continued on next page...*



*Continued from previous page...*

Atom-1	Atom-2	Interatomic distance (Å)	Clash overlap (Å)
50:B5:46:CYS:O	50:B5:48:ASN:N	2.34	0.60
54:B9:29:ASN:HD22	54:B9:32:HIS:CE1	2.16	0.60
26:BA:1524:G:H2'	26:BA:1525:G:O4'	2.02	0.60
26:BA:1904:G:H21	26:BA:1928:A:H2	1.50	0.60
26:BA:196:A:C2	26:BA:805:G:N1	2.70	0.60
26:BA:530:G:N2	26:BA:2020:A:O2'	2.35	0.60
26:BA:528:A:N6	26:BA:2042:A:H2'	2.16	0.60
26:BA:2067:G:N1	26:BA:2444:G:C6	2.70	0.60
26:BA:2215:G:C4	26:BA:2216:G:C8	2.90	0.60
26:BA:2302:G:N1	26:BA:2315:G:C5	2.70	0.60
26:BA:2315:G:OP2	30:BG:20:LYS:NZ	2.34	0.60
26:BA:2390:U:H6	26:BA:2390:U:H3'	1.67	0.60
26:BA:631:A:H2	26:BA:2415:G:N2	1.85	0.60
26:BA:2417:C:C2	26:BA:2418:A:C8	2.90	0.60
26:BA:2431:U:O4	26:BA:2434:A:OP2	2.20	0.60
26:BA:1127:A:C6	26:BA:2518:A:H2	2.20	0.60
26:BA:2521:C:O2	26:BA:2522:U:C1'	2.50	0.60
26:BA:2528:U:C6	26:BA:2528:U:H3'	2.37	0.60
26:BA:2550:G:H2'	26:BA:2551:C:C5	2.37	0.60
26:BA:2686:G:C6	26:BA:2687:U:C5	2.90	0.60
26:BA:2728:U:H6	26:BA:2728:U:O5'	1.85	0.60
26:BA:2733:A:C8	26:BA:2733:A:H3'	2.37	0.60
26:BA:2857:G:H2'	26:BA:2858:C:C5'	2.31	0.60
26:BA:291:C:H2'	26:BA:292:C:H5'	1.84	0.60
26:BA:515:A:H2'	26:BA:516:C:C6	2.37	0.60
27:BD:175:LEU:N	27:BD:175:LEU:CD2	2.46	0.60
27:BD:86:ARG:HG2	27:BD:88:ALA:HB3	1.84	0.60
29:BF:84:VAL:H	29:BF:87:ARG:NE	1.99	0.60
31:BH:122:ILE:HG22	31:BH:123:GLU:N	2.17	0.60
31:BH:74:MET:O	31:BH:75:VAL:O	2.20	0.60
32:BI:133:LEU:H	32:BI:138:THR:CG2	2.15	0.60
32:BI:47:LEU:O	32:BI:51:LYS:HG3	2.02	0.60
32:BI:98:ILE:HG21	32:BI:115:ILE:CD1	2.32	0.60
55:BK:125:MET:N	55:BK:125:MET:SD	2.74	0.60
26:BA:1080:C:C2	55:BK:127:ILE:HG12	2.34	0.60
33:BN:135:ILE:O	33:BN:139:LEU:CG	2.49	0.60
34:BO:92:SER:CB	34:BO:113:LYS:HZ2	2.10	0.60
26:BA:2485:G:H4'	36:BQ:144:THR:HG22	1.84	0.60
26:BA:911:A:C8	36:BQ:16:ARG:CG	2.85	0.60
43:BR:22:ARG:HG2	43:BR:26:LYS:HZ1	1.66	0.60
37:BS:104:ILE:HG22	37:BS:106:LEU:O	2.02	0.60

*Continued on next page...*



*Continued from previous page...*

Atom-1	Atom-2	Interatomic distance (Å)	Clash overlap (Å)
37:BS:118:ILE:O	37:BS:121:GLY:N	2.35	0.60
26:BA:1251:C:H5'	44:BU:10:ARG:CD	2.32	0.60
26:BA:974:G:H3'	45:BV:82:ARG:NH2	2.16	0.60
40:BX:30:ASP:C	40:BX:31:ARG:O	2.39	0.60
41:BY:77:VAL:O	41:BY:78:THR:CG2	2.44	0.60
42:BZ:108:VAL:O	42:BZ:109:GLN:CG	2.50	0.60
1:AA:944:G:O6	1:AA:1337:G:H2'	2.00	0.59
1:AA:943:U:OP1	1:AA:1236:A:N6	2.34	0.59
5:AB:91:PRO:HG3	5:AB:155:LEU:H	1.66	0.59
6:AC:23:TYR:CD1	13:AJ:10:GLY:HA2	2.36	0.59
8:AE:28:PHE:CD1	8:AE:28:PHE:N	2.69	0.59
12:AI:78:LYS:HD3	12:AI:101:PHE:HE2	1.66	0.59
1:AA:1317:C:O2'	22:AS:10:PHE:CD2	2.50	0.59
26:BA:2331:G:C3'	48:B0:70:ILE:HB	2.31	0.59
47:B3:8:LEU:O	47:B3:9:VAL:CG1	2.50	0.59
51:B6:54:LYS:NZ	51:B6:54:LYS:HA	2.17	0.59
54:B9:10:MET:HA	54:B9:10:MET:HE3	1.83	0.59
26:BA:1726:G:H2'	26:BA:1727:U:H5'	1.84	0.59
26:BA:223:A:H4'	26:BA:223:A:OP2	2.01	0.59
26:BA:2257:U:C2'	26:BA:2258:C:OP2	2.50	0.59
26:BA:2295:C:H2'	26:BA:2295:C:O2	2.02	0.59
26:BA:2297:C:O2	26:BA:2322:A:C8	2.55	0.59
26:BA:2553:G:N7	26:BA:2554:U:C2	2.70	0.59
26:BA:2553:G:O6	26:BA:2554:U:O2	2.19	0.59
26:BA:2558:C:H2'	26:BA:2558:C:O2	2.01	0.59
26:BA:2569:G:C2	26:BA:2570:G:C8	2.90	0.59
26:BA:2573:C:C6	26:BA:2573:C:O5'	2.54	0.59
26:BA:2625:G:N7	26:BA:2626:C:C4	2.70	0.59
26:BA:2686:G:C5	26:BA:2687:U:C5	2.89	0.59
26:BA:303:U:H2'	26:BA:304:G:H8	1.67	0.59
26:BA:364:C:H2'	26:BA:365:C:C6	2.37	0.59
26:BA:586:A:N6	26:BA:809:G:O2'	2.35	0.59
26:BA:911:A:C8	26:BA:2264:C:H1'	2.37	0.59
28:BE:211:GLN:N	28:BE:216:ARG:NH2	2.48	0.59
29:BF:102:LEU:HD23	29:BF:103:ASN:N	2.16	0.59
29:BF:7:ASP:OD2	29:BF:13:ASP:OD2	2.19	0.59
29:BF:81:PRO:HB3	29:BF:87:ARG:HB3	0.63	0.59
29:BF:94:THR:C	29:BF:96:LYS:N	2.34	0.59
31:BH:120:LEU:O	31:BH:121:GLU:OE1	2.16	0.59
31:BH:96:SER:O	31:BH:97:LYS:C	2.40	0.59
55:BK:18:ALA:HB1	55:BK:39:CYS:O	2.02	0.59

*Continued on next page...*



*Continued from previous page...*

Atom-1	Atom-2	Interatomic distance (Å)	Clash overlap (Å)
33:BN:23:ALA:O	33:BN:24:SER:C	2.40	0.59
26:BA:2278:A:P	36:BQ:15:THR:OG1	2.60	0.59
36:BQ:18:GLU:CG	36:BQ:23:ILE:HD11	2.31	0.59
36:BQ:35:ASN:HB2	36:BQ:75:SER:HA	1.84	0.59
36:BQ:63:ALA:O	36:BQ:64:ALA:C	2.40	0.59
43:BR:37:THR:CA	43:BR:111:LEU:HA	2.22	0.59
43:BR:20:LEU:C	43:BR:22:ARG:N	2.52	0.59
43:BR:20:LEU:HD21	43:BR:24:GLN:OE1	2.02	0.59
43:BR:60:LEU:HD23	43:BR:61:HIS:H	1.65	0.59
25:BB:47:C:O3'	37:BS:107:ASN:OD1	2.18	0.59
37:BS:83:LEU:HA	37:BS:86:LEU:HD12	1.83	0.59
44:BU:8:ILE:O	44:BU:11:ARG:HG2	2.02	0.59
41:BY:31:LEU:CA	41:BY:113:GLU:OE2	2.39	0.59
25:BB:104:A:HO2'	42:BZ:24:TYR:HE2	1.50	0.59
6:AC:23:TYR:HD2	6:AC:24:ALA:N	2.01	0.59
7:AD:12:CYS:HB2	7:AD:31:CYS:O	2.02	0.59
7:AD:55:ALA:O	7:AD:59:ARG:HG2	2.02	0.59
1:AA:375:U:C4'	19:AP:17:TYR:CE2	2.84	0.59
26:BA:989:G:OP2	47:B3:11:SER:CB	2.49	0.59
47:B3:19:GLN:CD	47:B3:19:GLN:H	2.06	0.59
47:B3:50:VAL:O	47:B3:53:LEU:CB	2.49	0.59
26:BA:1364:G:C1'	49:B4:3:LYS:HZ3	2.14	0.59
49:B4:58:LYS:CG	49:B4:62:ARG:HH21	2.14	0.59
50:B5:30:LEU:CD2	50:B5:41:LEU:HD23	2.32	0.59
52:B7:34:ARG:NE	52:B7:42:LEU:HD23	2.13	0.59
26:BA:1071:G:O2'	26:BA:1090:U:OP1	2.14	0.59
26:BA:1024:G:C2	26:BA:1139:G:N2	2.71	0.59
26:BA:142:G:OP1	26:BA:1595:G:O2'	2.15	0.59
26:BA:1936:A:H2	26:BA:1943:U:H3	1.49	0.59
26:BA:215:G:H4'	26:BA:216:A:H4'	1.84	0.59
26:BA:2230:G:O2'	26:BA:2231:C:C4'	2.50	0.59
26:BA:2259:G:C2	26:BA:2282:G:O6	2.52	0.59
26:BA:2634:G:H2'	26:BA:2635:C:C5'	2.32	0.59
26:BA:273(A):G:H2'	26:BA:273(B):C:C6	2.37	0.59
26:BA:2776:A:N3	26:BA:2778:A:C8	2.70	0.59
26:BA:2810:A:C8	26:BA:2811:G:C4'	2.82	0.59
26:BA:324:A:C8	26:BA:340:A:H1'	2.37	0.59
26:BA:526:A:H2	26:BA:2626:C:O4'	1.57	0.59
26:BA:666:G:H2'	26:BA:667:U:C6	2.36	0.59
26:BA:802:A:H2'	26:BA:803:U:C6	2.38	0.59
27:BD:68:ARG:HH21	27:BD:190:THR:HG22	1.66	0.59

*Continued on next page...*



*Continued from previous page...*

Atom-1	Atom-2	Interatomic distance (Å)	Clash overlap (Å)
29:BF:165:ASP:O	29:BF:168:ARG:HB3	2.02	0.59
30:BG:38:GLU:CG	30:BG:41:LEU:CD1	2.60	0.59
30:BG:57:THR:CG2	30:BG:58:VAL:H	1.92	0.59
31:BH:71:LEU:C	31:BH:73:ASN:N	2.55	0.59
32:BI:95:SER:C	32:BI:98:ILE:CG1	2.68	0.59
55:BK:56:VAL:CG1	55:BK:58:ILE:HG13	2.31	0.59
33:BN:54:VAL:HG12	33:BN:139:LEU:HD12	1.84	0.59
33:BN:57:TYR:O	33:BN:60:ARG:HB2	2.03	0.59
26:BA:1131:G:C2	33:BN:69:TYR:CZ	2.89	0.59
33:BN:83:ILE:HD11	33:BN:84:ARG:CG	2.31	0.59
35:BP:62:ALA:O	35:BP:107:LYS:CG	2.48	0.59
35:BP:73:VAL:O	35:BP:76:LEU:N	2.35	0.59
36:BQ:45:GLN:CD	36:BQ:153:PRO:CB	2.69	0.59
43:BR:41:ALA:O	43:BR:43:GLU:N	2.35	0.59
43:BR:52:ILE:HD12	43:BR:94:TYR:HB2	1.83	0.59
37:BS:114:LYS:O	37:BS:117:ALA:HB3	2.02	0.59
30:BG:145:ASP:O	37:BS:15:GLU:HA	2.02	0.59
25:BB:50:G:OP1	37:BS:75:THR:HG23	2.02	0.59
37:BS:85:GLY:O	37:BS:88:ALA:HB3	2.02	0.59
37:BS:92:ALA:O	37:BS:94:GLU:N	2.34	0.59
44:BU:4:ALA:C	44:BU:6:THR:N	2.52	0.59
45:BV:39:PHE:HE2	45:BV:41:GLY:CA	2.15	0.59
41:BY:51:LEU:C	41:BY:52:ARG:HG3	2.22	0.59
1:AA:17:U:O4'	1:AA:1080:A:H1'	2.02	0.59
1:AA:1148:U:H2'	1:AA:1149:C:O4'	2.01	0.59
1:AA:1192:C:C6	1:AA:1192:C:H3'	2.37	0.59
1:AA:1236:A:H4'	1:AA:1304:G:H5''	1.84	0.59
1:AA:1441:G:H1'	1:AA:1461:G:H22	1.67	0.59
1:AA:755:G:H2'	1:AA:756:C:C6	2.36	0.59
10:AG:102:ARG:HG2	10:AG:106:GLN:HE22	1.67	0.59
1:AA:228:A:O4'	19:AP:62:VAL:HG11	2.02	0.59
21:AR:36:ASN:HB3	21:AR:40:LEU:HG	1.83	0.59
16:AM:87:TYR:HB2	22:AS:73:GLU:O	2.03	0.59
3:AW:65:G:C4	3:AW:66:A:H8	2.17	0.59
2:AV:36:A:N6	4:AX:117:U:N3	2.50	0.59
49:B4:44:THR:O	49:B4:46:GLU:OE2	2.19	0.59
52:B7:24:THR:HG23	52:B7:28:ARG:H	1.67	0.59
26:BA:2031:A:N6	26:BA:2498:C:C6	2.70	0.59
26:BA:2279:G:C4	26:BA:2280:G:C8	2.90	0.59
26:BA:2287:A:N1	26:BA:2289:G:C1'	2.33	0.59
26:BA:1028:A:H2	26:BA:2486:G:HO2'	1.46	0.59

*Continued on next page...*



*Continued from previous page...*

Atom-1	Atom-2	Interatomic distance (Å)	Clash overlap (Å)
26:BA:2633:G:N1	26:BA:2634:G:C5	2.70	0.59
26:BA:2648:C:C2	26:BA:2673:G:N2	2.71	0.59
26:BA:2725:A:C4	26:BA:2727:G:N7	2.70	0.59
26:BA:2793:G:C2	26:BA:2794:C:C4	2.91	0.59
26:BA:2885:C:N4	26:BA:2886:G:N7	2.50	0.59
26:BA:34:C:O4'	41:BY:8:ARG:NH1	2.35	0.59
26:BA:517:C:C2'	39:BW:18:ARG:HH22	2.15	0.59
26:BA:545(A):A:O3'	26:BA:1546:C:P	2.60	0.59
26:BA:711:G:H1	26:BA:720:C:H42	1.50	0.59
26:BA:830:G:N7	26:BA:2448:A:H8	2.00	0.59
29:BF:115:LEU:O	29:BF:116:ALA:C	2.40	0.59
31:BH:55:SER:C	31:BH:57:GLU:N	2.56	0.59
32:BI:98:ILE:HG21	32:BI:115:ILE:HD12	1.83	0.59
55:BK:15:ALA:C	55:BK:17:LYS:H	2.05	0.59
36:BQ:68:ALA:HB1	36:BQ:136:TRP:HZ3	1.66	0.59
36:BQ:136:TRP:O	36:BQ:137:ARG:C	2.39	0.59
44:BU:13:ARG:O	44:BU:16:LYS:CA	2.50	0.59
39:BW:98:LYS:O	39:BW:100:THR:N	2.34	0.59
1:AA:18:C:H42	1:AA:917:G:H1	1.49	0.59
1:AA:380:G:N2	1:AA:382:A:H3'	2.18	0.59
1:AA:126:G:H4'	1:AA:634:C:H1'	1.84	0.59
1:AA:878:G:O4'	11:AH:3:THR:HG21	2.03	0.59
3:AW:72:C:C2'	3:AW:73:A:O5'	2.49	0.59
48:B0:73:GLY:O	48:B0:74:LYS:O	2.20	0.59
40:BX:8:PRO:HD3	46:B2:33:VAL:HG22	1.83	0.59
46:B2:60:GLN:NE2	46:B2:65:ASP:HA	2.17	0.59
47:B3:16:PRO:O	47:B3:17:LYS:O	2.20	0.59
53:B8:12:ARG:O	53:B8:13:ARG:C	2.40	0.59
54:B9:10:MET:HA	54:B9:10:MET:CE	2.31	0.59
54:B9:24:LEU:HD22	54:B9:35:ARG:CA	2.31	0.59
26:BA:1227:A:H3'	26:BA:1227:A:C8	2.37	0.59
26:BA:1430:C:H2'	26:BA:1431:U:C6	2.36	0.59
26:BA:1913:A:N1	26:BA:1917:U:C5	2.71	0.59
26:BA:2300:G:O2'	26:BA:2301:C:C5'	2.45	0.59
26:BA:2419:U:OP2	53:B8:41:ILE:CD1	2.50	0.59
26:BA:2474:C:H5	26:BA:2475:C:C4	2.21	0.59
26:BA:2593:U:C2	26:BA:2600:A:N1	2.70	0.59
26:BA:2620:C:H4'	28:BE:252:GLN:CB	2.32	0.59
26:BA:2834:G:H3'	26:BA:2834:G:C8	2.37	0.59
26:BA:2862:G:C4	26:BA:2863:C:C5	2.90	0.59
26:BA:593:G:C5'	53:B8:62:LEU:CD2	2.47	0.59

*Continued on next page...*



*Continued from previous page...*

Atom-1	Atom-2	Interatomic distance (Å)	Clash overlap (Å)
26:BA:742:G:H4'	26:BA:1675:C:O2'	2.02	0.59
27:BD:103:ILE:CB	27:BD:104:ILE:HD12	2.29	0.59
26:BA:1500:G:H21	27:BD:97:ASP:CG	2.04	0.59
28:BE:237:ASN:C	28:BE:238:LEU:HD22	2.23	0.59
29:BF:6:TYR:CE2	29:BF:140:VAL:HG23	2.37	0.59
31:BH:103:VAL:HG12	31:BH:103:VAL:O	2.02	0.59
31:BH:104:LEU:C	31:BH:151:ARG:NH1	2.56	0.59
32:BI:82:LYS:O	32:BI:83:ALA:HB2	2.02	0.59
34:BO:79:PHE:HA	38:BT:22:VAL:HG23	1.80	0.59
35:BP:114:VAL:HG11	35:BP:133:VAL:CA	2.31	0.59
36:BQ:49:VAL:CA	36:BQ:121:ASP:HB2	2.29	0.59
36:BQ:72:VAL:HG22	36:BQ:135:ALA:HB2	1.82	0.59
37:BS:111:PRO:O	37:BS:116:PHE:HB2	2.03	0.59
44:BU:111:ASP:HA	44:BU:114:ARG:CD	2.28	0.59
45:BV:42:GLY:N	45:BV:54:TYR:OH	2.29	0.59
45:BV:67:LYS:CD	45:BV:70:TYR:HE1	2.15	0.59
42:BZ:29:ASN:C	42:BZ:30:VAL:HG23	2.23	0.59
1:AA:1078:U:H4'	8:AE:84:PHE:CZ	2.37	0.59
1:AA:1098:C:C4'	1:AA:1167:A:H2	2.15	0.59
1:AA:1224:G:C8	1:AA:1322:C:OP1	2.56	0.59
1:AA:365:U:C3'	1:AA:366:C:P	2.89	0.59
2:AV:43:G:H2'	2:AV:44:A:C8	2.37	0.59
46:B2:51:LYS:O	46:B2:52:ALA:O	2.20	0.59
47:B3:36:VAL:O	47:B3:37:LEU:CD2	2.50	0.59
52:B7:26:SER:O	52:B7:29:ASN:N	2.35	0.59
53:B8:30:ARG:NH2	53:B8:41:ILE:CG2	2.65	0.59
53:B8:9:MET:O	53:B8:13:ARG:O	2.19	0.59
54:B9:20:HIS:C	54:B9:22:ARG:N	2.48	0.59
26:BA:1078:U:O2	26:BA:1088:A:C1'	2.44	0.59
26:BA:1366:A:OP2	26:BA:1366:A:C8	2.55	0.59
26:BA:1454:U:H2'	26:BA:1454:U:O2	2.02	0.59
26:BA:1818:U:P	27:BD:155:ARG:CB	2.91	0.59
26:BA:1928:A:H8	26:BA:1928:A:H5''	1.67	0.59
26:BA:2343:C:H5'	26:BA:2374:C:P	2.42	0.59
26:BA:2246:G:C1'	26:BA:2426:A:C2	2.84	0.59
26:BA:827:U:C6	26:BA:2430:A:C2	2.91	0.59
26:BA:830:G:N1	26:BA:2446:G:O4'	2.36	0.59
26:BA:2471:C:N3	26:BA:2479:G:N1	2.50	0.59
26:BA:2531:A:C2	26:BA:2658:C:O2	2.56	0.59
26:BA:2567:G:HO2'	26:BA:2568:C:H5'	1.63	0.59
26:BA:2648:C:C2'	26:BA:2649:U:C5'	2.79	0.59

*Continued on next page...*



*Continued from previous page...*

Atom-1	Atom-2	Interatomic distance (Å)	Clash overlap (Å)
26:BA:2668:G:N2	26:BA:2669:G:H1'	2.18	0.59
26:BA:2785:C:C4	26:BA:2786:U:O4	2.56	0.59
26:BA:2817:G:H2'	26:BA:2818:G:O4'	2.02	0.59
26:BA:2841:C:OP1	43:BR:53:HIS:HE1	1.85	0.59
26:BA:2875:C:N4	26:BA:2876:G:O6	2.34	0.59
26:BA:2841:C:O2	26:BA:2877:G:C2	2.55	0.59
26:BA:2880:C:N4	26:BA:2881:C:C4	2.67	0.59
26:BA:2807:G:O6	26:BA:2892:A:C8	2.56	0.59
26:BA:450:G:N2	26:BA:454:A:H2	1.99	0.59
26:BA:529:A:O2'	26:BA:530:G:H8	1.83	0.59
26:BA:929:G:H21	47:B3:42:ALA:C	2.06	0.59
28:BE:315:VAL:C	28:BE:317:PRO:HD3	2.21	0.59
28:BE:70:VAL:O	28:BE:71:THR:HG23	2.02	0.59
26:BA:2313:C:H5'	30:BG:72:LYS:HG3	0.61	0.59
31:BH:13:GLY:O	31:BH:15:THR:N	2.35	0.59
31:BH:50:THR:OG1	31:BH:51:VAL:N	2.36	0.59
31:BH:58:LYS:C	31:BH:61:ARG:HB3	2.23	0.59
55:BK:121:LEU:HD23	55:BK:125:MET:HE2	1.85	0.59
55:BK:24:VAL:HG12	55:BK:35:ILE:HG23	1.85	0.59
34:BO:28:SER:O	34:BO:29:GLY:C	2.40	0.59
34:BO:88:ARG:NE	34:BO:94:ARG:HG2	2.17	0.59
34:BO:14:SER:N	34:BO:95:GLY:HA2	2.18	0.59
35:BP:76:LEU:HG	35:BP:81:VAL:CG2	2.31	0.59
26:BA:496:G:P	39:BW:62:HIS:HE2	2.25	0.59
40:BX:24:LEU:CD1	40:BX:66:VAL:O	2.51	0.59
40:BX:35:GLY:O	40:BX:36:GLU:C	2.40	0.59
42:BZ:147:ILE:HG13	42:BZ:168:VAL:CG1	2.33	0.59
1:AA:1095:U:H6	1:AA:1095:U:O5'	1.86	0.59
1:AA:1194:U:H4'	8:AE:22:GLY:CA	2.33	0.59
1:AA:1285:A:P	24:AU:24:ARG:HG2	2.43	0.59
1:AA:1521:G:H2'	1:AA:1522:U:C6	2.38	0.59
1:AA:976:G:N9	1:AA:361(A):C:N4	2.50	0.59
5:AB:17:PHE:HD1	5:AB:18:GLY:N	2.00	0.59
1:AA:405:U:P	7:AD:5:ILE:HD13	2.41	0.59
1:AA:1061:G:H5'	13:AJ:59:SER:OG	2.03	0.59
1:AA:1360:A:C8	17:AN:18:VAL:HG12	2.38	0.59
1:AA:1286:A:H2	24:AU:18:TYR:CZ	2.20	0.59
3:AW:41:U:H2'	3:AW:42:G:O4'	2.02	0.59
48:B0:41:ARG:HB2	48:B0:74:LYS:NZ	2.17	0.59
49:B4:56:VAL:CG1	49:B4:57:ASP:N	2.66	0.59
50:B5:44:HIS:CA	50:B5:52:TYR:CZ	2.68	0.59

*Continued on next page...*



*Continued from previous page...*

Atom-1	Atom-2	Interatomic distance (Å)	Clash overlap (Å)
51:B6:42:PRO:HD3	51:B6:50:PHE:HZ	1.68	0.59
26:BA:1033:U:C5	26:BA:2750:A:C2	2.90	0.59
26:BA:1482:U:C3'	26:BA:1482:U:H6	2.13	0.59
26:BA:2217:G:H2'	26:BA:2218:G:O5'	2.02	0.59
26:BA:2392:A:N7	26:BA:2393:A:C4	2.70	0.59
26:BA:2469:A:C8	26:BA:2469:A:C5'	2.80	0.59
26:BA:960:A:H2	26:BA:2496:C:H1'	1.67	0.59
26:BA:2584:U:H5	26:BA:2585:U:C2'	2.15	0.59
26:BA:2051:A:C6	26:BA:2614:A:N7	2.68	0.59
26:BA:2617:C:C2	26:BA:2618:G:C8	2.77	0.59
26:BA:269:U:H3	26:BA:270:A:H62	1.48	0.59
26:BA:2797:U:H1'	26:BA:2799:A:C8	2.38	0.59
26:BA:2846:G:H22	26:BA:2869:G:H1	1.49	0.59
26:BA:325:G:H2'	26:BA:326:G:C8	2.37	0.59
26:BA:54:G:H1'	52:B7:35:ARG:NH2	2.16	0.59
26:BA:1799:G:N1	27:BD:177:SER:OG	2.35	0.59
27:BD:86:ARG:N	27:BD:86:ARG:CD	2.61	0.59
26:BA:2571:C:O2'	28:BE:243:PRO:HG3	2.02	0.59
28:BE:193:PHE:HE2	28:BE:311:PHE:HD1	1.46	0.59
29:BF:193:LEU:N	29:BF:233:THR:HG22	1.91	0.59
29:BF:6:TYR:CD1	29:BF:139:VAL:CB	2.85	0.59
29:BF:58:ALA:CB	29:BF:79:ARG:HB2	2.33	0.59
31:BH:87:GLU:CD	31:BH:162:ARG:HB2	2.23	0.59
31:BH:25:VAL:HG12	31:BH:78:VAL:HG11	1.84	0.59
33:BN:24:SER:C	33:BN:28:GLU:HG2	2.23	0.59
33:BN:80:LYS:O	33:BN:83:ILE:CG1	2.42	0.59
43:BR:51:LEU:HD11	43:BR:70:LEU:HD21	1.85	0.59
44:BU:33:ARG:HB3	44:BU:33:ARG:HH11	1.62	0.59
45:BV:6:GLN:NE2	45:BV:10:LYS:HB3	2.17	0.59
42:BZ:107:GLU:C	42:BZ:109:GLN:H	2.05	0.59
42:BZ:173:PRO:C	42:BZ:175:ARG:H	2.04	0.59
1:AA:1060:C:H2'	1:AA:1061:G:C8	2.37	0.59
7:AD:30:LYS:C	7:AD:32:ALA:H	2.06	0.59
13:AJ:16:LEU:HB3	13:AJ:70:ARG:HE	1.66	0.59
20:AQ:5:VAL:HA	20:AQ:59:ILE:O	2.03	0.59
22:AS:55:LYS:HE2	22:AS:56:GLN:HE21	1.66	0.59
48:B0:30:VAL:HG22	48:B0:63:SER:CB	2.32	0.59
48:B0:61:ALA:HB2	48:B0:80:SER:C	2.23	0.59
46:B2:2:VAL:N	46:B2:4:HIS:CE1	2.62	0.59
26:BA:76:C:C5'	46:B2:55:ARG:HE	2.15	0.59
26:BA:746:A:O2'	50:B5:2:ALA:HB2	2.03	0.59

*Continued on next page...*



*Continued from previous page...*

Atom-1	Atom-2	Interatomic distance (Å)	Clash overlap (Å)
51:B6:7:ARG:C	51:B6:29:ARG:NH2	2.54	0.59
26:BA:1254:A:C8	26:BA:1256:G:C8	2.90	0.59
26:BA:123:G:H1	26:BA:128:C:H42	1.51	0.59
26:BA:1665:A:O3'	34:BO:66:LYS:NZ	2.13	0.59
26:BA:1661:G:H1	26:BA:1999:C:H42	1.50	0.59
26:BA:2188:C:C6	26:BA:2189:U:H5	2.18	0.59
26:BA:2197:U:C5	26:BA:2224:G:C4	2.63	0.59
26:BA:2290:G:C5	26:BA:2291:U:N3	2.70	0.59
26:BA:2372:G:C6	26:BA:2373:G:O6	2.56	0.59
26:BA:2373:G:N1	26:BA:2374:C:C4	2.70	0.59
26:BA:2435:A:C2	26:BA:2436:G:N9	2.71	0.59
26:BA:2544:G:N3	26:BA:2545:G:C8	2.71	0.59
26:BA:2440:C:H5''	26:BA:2587:A:H4'	1.84	0.59
26:BA:2595:G:H2'	26:BA:2597:G:C8	2.37	0.59
26:BA:2653:U:OP2	26:BA:2654:A:C3'	2.48	0.59
26:BA:2751:G:N3	26:BA:2751:G:H2'	2.16	0.59
26:BA:2896:C:H6	26:BA:2896:C:C4'	2.16	0.59
26:BA:629:G:H5''	26:BA:649:G:O2'	2.03	0.59
26:BA:728:G:H8	26:BA:728:G:OP2	1.86	0.59
26:BA:801:G:OP1	29:BF:79:ARG:NH2	2.36	0.59
25:BB:24:G:C6	25:BB:56:G:C2	2.90	0.59
27:BD:213:LYS:HB3	27:BD:215:LYS:C	2.23	0.59
28:BE:267:ARG:CD	28:BE:297:LYS:CD	2.77	0.59
28:BE:269:ILE:HD13	28:BE:295:LEU:C	2.22	0.59
29:BF:22:PHE:CE2	29:BF:118:THR:OG1	2.50	0.59
29:BF:22:PHE:CE2	29:BF:115:LEU:CB	2.75	0.59
26:BA:38:A:N3	29:BF:46:TYR:CE2	2.70	0.59
26:BA:675:A:H5'	29:BF:69:HIS:C	2.22	0.59
31:BH:123:GLU:OE2	31:BH:131:ILE:O	2.20	0.59
32:BI:13:GLY:HA2	32:BI:15:LYS:CD	2.29	0.59
26:BA:1082:U:C4'	55:BK:118:ALA:HB1	2.33	0.59
33:BN:58:GLU:CA	33:BN:61:VAL:CB	2.73	0.59
35:BP:113:GLN:O	35:BP:115:ARG:HG3	2.01	0.59
37:BS:81:ALA:CB	37:BS:117:ALA:CB	2.80	0.59
44:BU:102:GLU:HB2	45:BV:43:GLU:OE2	2.02	0.59
45:BV:35:LEU:H	45:BV:60:VAL:HG12	1.66	0.59
45:BV:40:VAL:CA	45:BV:51:ALA:CB	2.80	0.59
45:BV:41:GLY:N	45:BV:54:TYR:CE1	2.71	0.59
39:BW:42:ARG:HG2	39:BW:43:GLY:H	1.67	0.59
39:BW:81:ALA:O	39:BW:82:LEU:CD1	2.46	0.59
42:BZ:146:HIS:HD2	42:BZ:170:SER:HB2	1.66	0.59

*Continued on next page...*



*Continued from previous page...*

Atom-1	Atom-2	Interatomic distance (Å)	Clash overlap (Å)
42:BZ:85:MET:O	42:BZ:86:VAL:HG22	2.03	0.59
1:AA:1117:G:N2	1:AA:1180:A:H1'	2.16	0.59
1:AA:37:U:O4	1:AA:397:A:C2	2.55	0.59
1:AA:522:C:H2'	1:AA:523:A:C8	2.38	0.59
1:AA:670:G:O2'	9:AF:77:ARG:NH2	2.36	0.59
1:AA:758:G:O5'	1:AA:758:G:H8	1.85	0.59
3:AW:7:U:HO3'	3:AW:8:U:C5'	2.16	0.59
50:B5:13:LYS:CD	50:B5:14:SER:H	2.15	0.59
26:BA:1063:G:OP2	55:BK:77:PHE:CE1	2.55	0.59
26:BA:1078:U:N1	26:BA:1088:A:N3	2.50	0.59
26:BA:1222:C:H42	26:BA:1227:A:N6	2.01	0.59
26:BA:1936:A:N6	26:BA:1945:G:C2	2.71	0.59
26:BA:1996:C:OP2	34:BO:31:ARG:CZ	2.46	0.59
26:BA:199:A:C2	26:BA:2433:A:C6	2.91	0.59
26:BA:2418:A:H2'	26:BA:2419:U:O4'	2.03	0.59
26:BA:245:G:N2	26:BA:254:G:H1'	2.18	0.59
26:BA:2507:C:C6	26:BA:2508:G:N7	2.70	0.59
26:BA:270(Z):U:H2'	26:BA:270(Z):U:O2	2.02	0.59
26:BA:2709:G:O2'	26:BA:2710:C:H5''	1.97	0.59
26:BA:2882:A:H2'	26:BA:2883:A:O5'	2.03	0.59
26:BA:481:G:O2'	26:BA:482:A:H8	1.86	0.59
26:BA:1818:U:P	27:BD:155:ARG:HB3	2.42	0.59
27:BD:209:ASN:O	27:BD:213:LYS:N	2.36	0.59
27:BD:74:PRO:CG	27:BD:96:ALA:N	2.63	0.59
28:BE:175:ASP:O	28:BE:178:LEU:N	2.36	0.59
29:BF:1:MET:SD	29:BF:18:LEU:HB2	2.43	0.59
29:BF:197:SER:CB	29:BF:239:ALA:N	2.60	0.59
26:BA:2313:C:P	30:BG:51:ARG:HD3	2.43	0.59
31:BH:120:LEU:HB3	31:BH:143:LEU:HD11	1.83	0.59
32:BI:110:LEU:HD11	32:BI:133:LEU:CD2	2.33	0.59
32:BI:5:PHE:N	32:BI:5:PHE:CD2	2.70	0.59
55:BK:11:LEU:CD1	55:BK:58:ILE:HD12	2.32	0.59
33:BN:65:ASN:N	33:BN:69:TYR:HB2	2.11	0.59
26:BA:2684:U:C1'	34:BO:70:ARG:HH22	1.91	0.59
36:BQ:36:ASN:O	36:BQ:41:THR:HB	2.02	0.59
36:BQ:33:MET:CG	36:BQ:83:PHE:HB2	2.33	0.59
43:BR:36:THR:HG22	43:BR:37:THR:N	2.17	0.59
37:BS:12:ARG:HB3	37:BS:20:TYR:CE1	2.38	0.59
37:BS:47:LEU:CD1	37:BS:58:LEU:CD2	2.67	0.59
26:BA:1754:C:H5'	38:BT:39:ASN:HD21	1.68	0.59
44:BU:70:ARG:O	44:BU:73:GLY:N	2.36	0.59

*Continued on next page...*



*Continued from previous page...*

Atom-1	Atom-2	Interatomic distance (Å)	Clash overlap (Å)
39:BW:83:LYS:CA	39:BW:97:LYS:HG2	2.29	0.59
40:BX:33:SER:HA	40:BX:37:VAL:HG21	1.85	0.59
26:BA:144:C:H4'	40:BX:36:GLU:OE1	2.03	0.59
42:BZ:103:ARG:CB	42:BZ:139:THR:HG22	2.33	0.59
42:BZ:150:GLY:N	42:BZ:165:GLU:H	2.01	0.59
1:AA:1005:A:H5'	1:AA:1037:C:O2	2.03	0.59
5:AB:69:LEU:HB2	5:AB:159:PRO:HB2	1.84	0.59
7:AD:19:LEU:HD22	7:AD:67:ILE:HG12	1.84	0.59
15:AL:54:LYS:HB3	15:AL:70:ILE:HB	1.85	0.59
1:AA:43:C:OP1	19:AP:12:LYS:CB	2.51	0.59
48:B0:37:LEU:CD1	48:B0:71:ASN:ND2	2.66	0.59
47:B3:9:VAL:CG2	47:B3:54:VAL:CA	2.62	0.59
49:B4:17:GLN:HB3	49:B4:33:VAL:HB	1.85	0.59
49:B4:59:PHE:HA	49:B4:62:ARG:CD	2.32	0.59
51:B6:31:THR:O	51:B6:32:GLN:C	2.40	0.59
54:B9:19:ARG:O	54:B9:19:ARG:CG	2.51	0.59
26:BA:1050:A:O3'	26:BA:1051:G:P	2.60	0.59
26:BA:1332:G:C5	26:BA:1609:A:N6	2.70	0.59
26:BA:2022:U:N3	50:B5:9:LYS:NZ	2.51	0.59
26:BA:2070:G:H2'	26:BA:2071:A:C8	2.38	0.59
26:BA:2194:G:C5	26:BA:2195:C:N4	2.70	0.59
26:BA:2208:U:O2'	26:BA:2209:C:O4'	2.20	0.59
26:BA:2292:C:N3	26:BA:2293:C:C4	2.69	0.59
26:BA:2298:A:H1'	26:BA:2322:A:H1'	1.83	0.59
26:BA:2344:U:C2'	26:BA:2345:G:OP2	2.46	0.59
26:BA:2419:U:H5''	51:B6:24:THR:HG22	1.82	0.59
26:BA:2423:U:H5''	26:BA:2423:U:C6	2.35	0.59
26:BA:830:G:N7	26:BA:2448:A:C8	2.71	0.59
26:BA:957:A:C2	26:BA:2459:A:C5'	2.84	0.59
26:BA:2462:U:C2	26:BA:2463:C:C5	2.91	0.59
26:BA:2493:U:H2'	26:BA:2494:G:O5'	2.03	0.59
26:BA:1669:A:C4'	26:BA:2550:G:OP1	2.51	0.59
26:BA:255:A:H4'	26:BA:255:A:OP1	2.02	0.59
26:BA:2622:C:N3	26:BA:2623:G:N7	2.50	0.59
26:BA:2639:A:OP2	26:BA:2640:G:N7	2.35	0.59
26:BA:2675:A:C3'	26:BA:2676:C:H5'	2.31	0.59
26:BA:2681:C:O2	26:BA:2681:C:H2'	2.01	0.59
26:BA:2689:U:C5	26:BA:2713:A:C6	2.90	0.59
26:BA:2717:G:C4	26:BA:2718:G:H8	2.14	0.59
26:BA:2692:C:N3	26:BA:2718:G:C6	2.70	0.59
26:BA:26:G:H1	26:BA:27:G:H21	1.47	0.59

*Continued on next page...*



*Continued from previous page...*

Atom-1	Atom-2	Interatomic distance (Å)	Clash overlap (Å)
26:BA:2821:A:C2	26:BA:2822:G:N9	2.71	0.59
26:BA:2821:A:O2'	26:BA:2822:G:C1'	2.51	0.59
26:BA:2892:A:H3'	26:BA:2893:G:C8	2.38	0.59
26:BA:585:G:N2	26:BA:1256:G:C6	2.71	0.59
27:BD:128:ALA:HB1	27:BD:190:THR:N	2.18	0.59
27:BD:149:ARG:CA	27:BD:152:GLN:HE22	2.11	0.59
27:BD:68:ARG:HH21	27:BD:190:THR:CG2	2.15	0.59
28:BE:269:ILE:N	28:BE:297:LYS:HE2	2.17	0.59
30:BG:128:LEU:O	30:BG:129:ASP:HB3	2.00	0.59
30:BG:28:GLY:O	30:BG:29:HIS:C	2.39	0.59
31:BH:105:SER:C	31:BH:106:VAL:HG23	2.22	0.59
31:BH:138:GLN:O	31:BH:140:VAL:N	2.36	0.59
32:BI:23:ASP:OD1	32:BI:23:ASP:N	2.35	0.59
32:BI:29:PHE:O	32:BI:33:GLN:CG	2.50	0.59
55:BK:18:ALA:HB1	55:BK:39:CYS:C	2.24	0.59
33:BN:60:ARG:HD2	33:BN:71:TYR:CE2	2.38	0.59
33:BN:68:GLY:O	33:BN:69:TYR:HD1	1.86	0.59
35:BP:66:VAL:HB	35:BP:111:ALA:O	2.03	0.59
43:BR:71:GLN:O	43:BR:72:ASP:CB	2.49	0.59
44:BU:117:ARG:HG3	44:BU:118:GLN:H	1.65	0.59
26:BA:2021:C:C5	44:BU:25:TRP:HZ2	2.12	0.59
40:BX:23:LYS:CA	40:BX:66:VAL:O	2.50	0.59
41:BY:18:GLU:CB	41:BY:21:LYS:HZ1	2.15	0.59
42:BZ:95:SER:OG	42:BZ:122:ILE:CB	2.51	0.59
42:BZ:115:ILE:O	42:BZ:169:VAL:HA	2.03	0.59
42:BZ:69:VAL:HG22	42:BZ:82:ASP:N	2.11	0.59
1:AA:1259:C:O3'	1:AA:1284:C:H4'	2.03	0.59
1:AA:298:A:H3'	1:AA:299:G:H8	1.68	0.59
1:AA:566:G:C3'	1:AA:567:G:P	2.90	0.59
1:AA:761:G:H2'	1:AA:762:C:C6	2.38	0.59
1:AA:949:A:O2'	1:AA:971:G:N1	2.36	0.59
1:AA:952:U:H5'	1:AA:972:C:N4	2.18	0.59
7:AD:106:TYR:HA	7:AD:111:ALA:HB3	1.85	0.59
7:AD:201:GLN:O	7:AD:205:GLU:HG2	2.03	0.59
23:AT:72:LEU:HB3	23:AT:77:ALA:HB2	1.83	0.59
26:BA:2262:U:OP2	48:B0:14:ARG:NH2	2.36	0.59
47:B3:53:LEU:CD2	47:B3:54:VAL:CG1	2.65	0.59
52:B7:21:ARG:HH22	52:B7:43:THR:N	2.00	0.59
53:B8:14:ILE:O	53:B8:15:LYS:HB2	2.02	0.59
26:BA:1133:U:O2'	26:BA:1134:G:H5''	2.02	0.59
26:BA:1566:A:N1	27:BD:212:HIS:CE1	2.69	0.59

*Continued on next page...*



*Continued from previous page...*

Atom-1	Atom-2	Interatomic distance (Å)	Clash overlap (Å)
26:BA:1313:U:H2'	26:BA:1610:A:C2	2.38	0.59
26:BA:1769:G:H2'	26:BA:1770:G:H8	1.67	0.59
26:BA:1937:A:N1	26:BA:1940:U:C5	2.71	0.59
26:BA:1996:C:H5''	26:BA:1996:C:C6	2.36	0.59
26:BA:2056:G:H21	50:B5:8:LYS:HZ1	1.49	0.59
26:BA:2093:G:C5	26:BA:2225:A:N6	2.70	0.59
26:BA:2574:G:C2	26:BA:2575:C:C4	2.91	0.59
26:BA:2781:A:P	26:BA:2781:A:O4'	2.61	0.59
26:BA:2813:A:N9	26:BA:2814:C:C5	2.71	0.59
26:BA:2874:C:H6	26:BA:2874:C:O5'	1.86	0.59
26:BA:342:G:H2'	26:BA:343:C:C5	2.38	0.59
26:BA:830:G:C5	26:BA:2448:A:C8	2.91	0.59
26:BA:988:A:OP1	47:B3:11:SER:CB	2.51	0.59
31:BH:168:VAL:CG1	31:BH:169:ARG:N	2.44	0.59
32:BI:25:TYR:N	32:BI:25:TYR:CD2	2.44	0.59
32:BI:43:ASN:O	32:BI:45:LYS:CA	2.50	0.59
32:BI:65:ALA:CB	32:BI:134:HIS:CB	2.80	0.59
55:BK:8:GLN:N	55:BK:59:THR:CB	2.65	0.59
33:BN:23:ALA:O	33:BN:26:VAL:HB	2.02	0.59
33:BN:12:VAL:C	33:BN:38:VAL:CG2	2.71	0.59
34:BO:26:GLY:HA3	34:BO:30:ARG:CZ	2.33	0.59
34:BO:37:ASP:HB2	34:BO:62:VAL:CG2	2.28	0.59
36:BQ:85:ILE:HG23	36:BQ:136:TRP:HZ2	1.68	0.59
36:BQ:26:LYS:CE	36:BQ:28:ILE:HD12	2.32	0.59
26:BA:1275:A:H61	43:BR:19:ALA:HB1	1.68	0.59
37:BS:32:PRO:CG	37:BS:100:ALA:CA	2.80	0.59
45:BV:96:LEU:HD23	45:BV:96:LEU:H	1.67	0.59
40:BX:17:ASP:CA	40:BX:20:PHE:HE1	2.00	0.59
41:BY:81:LYS:HB3	41:BY:81:LYS:HZ3	1.65	0.59
42:BZ:110:GLY:O	42:BZ:112:LEU:N	2.34	0.59
42:BZ:150:GLY:H	42:BZ:165:GLU:N	2.00	0.59
1:AA:121:C:H4'	1:AA:122:G:N7	2.18	0.58
1:AA:900:A:H2'	1:AA:901:A:H8	1.68	0.58
6:AC:180:ALA:HB1	6:AC:203:PHE:HE1	1.66	0.58
6:AC:135:LYS:HZ1	8:AE:53:LEU:HD23	1.68	0.58
3:AW:39:PSU:C5'	14:AK:54:ARG:HH22	2.15	0.58
1:AA:978:A:C1'	22:AS:37:ARG:HH12	2.15	0.58
2:AV:34:G:C3'	2:AV:35:A:C5'	2.80	0.58
46:B2:49:LEU:O	46:B2:50:ARG:O	2.21	0.58
46:B2:51:LYS:C	46:B2:54:ALA:HB3	2.23	0.58
26:BA:969:U:C5'	47:B3:14:GLY:O	2.51	0.58

*Continued on next page...*



*Continued from previous page...*

Atom-1	Atom-2	Interatomic distance (Å)	Clash overlap (Å)
47:B3:48:GLU:O	47:B3:49:LYS:C	2.41	0.58
50:B5:33:CYS:SG	50:B5:36:CYS:CA	2.90	0.58
26:BA:1059:G:C2	55:BK:127:ILE:CG2	2.64	0.58
26:BA:1265:A:OP2	26:BA:2615:U:OP1	2.21	0.58
26:BA:2189:U:H2'	26:BA:2190:G:H8	1.67	0.58
26:BA:2230:G:H2'	26:BA:2231:C:C6	2.38	0.58
26:BA:2259:G:N2	26:BA:2282:G:N1	2.49	0.58
26:BA:2377:A:H2'	26:BA:2378:A:C8	2.38	0.58
26:BA:2414:G:H2'	26:BA:2415:G:H8	1.68	0.58
26:BA:2462:U:C2'	26:BA:2463:C:O5'	2.51	0.58
26:BA:2485:G:N3	26:BA:2486:G:H1'	2.17	0.58
26:BA:2586:C:H2'	26:BA:2587:A:C5'	2.32	0.58
26:BA:2596:U:C5	26:BA:2597:G:C5	2.91	0.58
26:BA:2758:A:OP2	26:BA:2758:A:N9	2.36	0.58
26:BA:2782:G:C2'	26:BA:2783:G:H5'	2.30	0.58
26:BA:2807:G:C6	26:BA:2892:A:N7	2.71	0.58
26:BA:2892:A:OP1	26:BA:2892:A:H4'	2.03	0.58
26:BA:479:A:O2'	26:BA:480:A:H3'	2.02	0.58
26:BA:673:C:O4'	29:BF:82:GLN:CD	2.41	0.58
25:BB:18:G:P	30:BG:149:ARG:HA	2.43	0.58
27:BD:87:SER:O	27:BD:156:ALA:CB	2.51	0.58
30:BG:151:ILE:HG21	30:BG:156:ARG:CZ	2.33	0.58
26:BA:2745:C:C1'	31:BH:142:GLU:CG	2.51	0.58
31:BH:15:THR:HG23	31:BH:26:LYS:CB	2.28	0.58
33:BN:13:ASP:O	33:BN:38:VAL:HG11	2.02	0.58
33:BN:53:ILE:HG23	33:BN:54:VAL:N	2.17	0.58
34:BO:14:SER:OG	34:BO:94:ARG:HB2	2.03	0.58
35:BP:94:ARG:HD3	35:BP:120:LEU:CA	2.32	0.58
36:BQ:116:HIS:O	36:BQ:118:ALA:O	2.21	0.58
38:BT:5:GLU:O	38:BT:8:TYR:N	2.36	0.58
39:BW:17:VAL:O	39:BW:20:VAL:N	2.36	0.58
40:BX:28:VAL:HG23	40:BX:62:LYS:HG2	1.84	0.58
41:BY:32:ARG:CA	41:BY:33:GLU:OE2	2.51	0.58
41:BY:73:HIS:CD2	41:BY:89:ARG:O	2.56	0.58
1:AA:1319:A:C2	1:AA:1361:G:N2	2.65	0.58
1:AA:401:C:OP2	7:AD:73:ARG:NH2	2.37	0.58
1:AA:54:C:H41	1:AA:352:C:H2'	1.67	0.58
1:AA:574:A:HO2'	1:AA:882:C:C2'	2.12	0.58
49:B4:10:VAL:O	49:B4:10:VAL:CG1	2.51	0.58
49:B4:63:PHE:CD2	49:B4:69:ARG:NH2	2.71	0.58
26:BA:199:A:N3	26:BA:2433:A:C6	2.71	0.58

*Continued on next page...*



*Continued from previous page...*

Atom-1	Atom-2	Interatomic distance (Å)	Clash overlap (Å)
26:BA:1326:U:HO2'	26:BA:2010:G:HO2'	1.50	0.58
26:BA:2100:G:C6	26:BA:2190:G:C5	2.91	0.58
26:BA:2266:A:H4'	26:BA:2267:A:N3	2.17	0.58
26:BA:2276:G:N1	26:BA:2277:G:N7	2.51	0.58
26:BA:2298:A:H1'	26:BA:2321:G:H21	1.64	0.58
26:BA:2443:C:C5	26:BA:2444:G:C8	2.91	0.58
26:BA:2447:G:C6	26:BA:2501:C:O2	2.55	0.58
26:BA:2482:G:C4	26:BA:2483:C:C6	2.91	0.58
26:BA:2526:G:O2'	26:BA:2527:C:C5'	2.49	0.58
26:BA:2515:C:N4	26:BA:2570:G:O6	2.37	0.58
26:BA:2671:A:O2'	26:BA:2672:G:O5'	2.21	0.58
26:BA:2704:C:H2'	26:BA:2705:A:C8	2.38	0.58
26:BA:2844:G:N2	26:BA:2845:G:O4'	2.36	0.58
26:BA:2875:C:C4	26:BA:2876:G:C5	2.91	0.58
26:BA:328:U:O2'	41:BY:94:SER:HB2	2.02	0.58
26:BA:339:U:H2'	26:BA:340:A:C8	2.38	0.58
26:BA:835:A:O4'	26:BA:2358:G:H1'	2.04	0.58
26:BA:859:G:O2'	26:BA:2268:A:C4	2.54	0.58
26:BA:971:C:P	26:BA:974(A):C:O2	2.61	0.58
27:BD:200:THR:OG1	27:BD:201:ASP:CG	2.42	0.58
27:BD:213:LYS:CB	27:BD:215:LYS:CB	2.72	0.58
26:BA:2785:C:N1	28:BE:100:TRP:CD1	2.70	0.58
28:BE:102:ASP:HA	28:BE:104:PHE:CZ	2.37	0.58
28:BE:172:ASP:O	28:BE:175:ASP:N	2.36	0.58
29:BF:102:LEU:CB	29:BF:107:ARG:HE	1.97	0.58
29:BF:6:TYR:HE1	29:BF:138:VAL:C	2.07	0.58
32:BI:95:SER:CB	32:BI:117:LEU:HD12	2.33	0.58
55:BK:104:GLN:O	55:BK:107:GLU:OE2	2.21	0.58
55:BK:27:ALA:O	55:BK:28:LEU:C	2.40	0.58
55:BK:75:ALA:O	55:BK:78:LEU:N	2.36	0.58
35:BP:145:LEU:N	35:BP:145:LEU:CD1	2.64	0.58
37:BS:32:PRO:HD2	37:BS:100:ALA:CA	2.32	0.58
37:BS:53:ASN:OD1	37:BS:53:ASN:O	2.20	0.58
34:BO:79:PHE:CD2	38:BT:22:VAL:HG21	2.39	0.58
38:BT:5:GLU:HB3	38:BT:53:ASP:OD2	2.02	0.58
44:BU:21:ALA:C	44:BU:24:PHE:CZ	2.76	0.58
44:BU:57:PHE:CA	44:BU:60:LEU:HG	2.29	0.58
45:BV:40:VAL:HA	45:BV:54:TYR:HD1	1.67	0.58
39:BW:24:ILE:HG22	39:BW:32:ALA:HB1	1.85	0.58
40:BX:55:GLN:C	40:BX:56:ASN:ND2	2.51	0.58
40:BX:5:ILE:HG22	40:BX:6:LYS:H	0.43	0.58

*Continued on next page...*



*Continued from previous page...*

Atom-1	Atom-2	Interatomic distance (Å)	Clash overlap (Å)
42:BZ:151:ASP:CB	42:BZ:153:LYS:HZ3	2.12	0.58
42:BZ:46:GLN:CB	42:BZ:49:THR:OG1	2.46	0.58
1:AA:1084:G:H2'	1:AA:1085:U:C6	2.38	0.58
1:AA:1093:A:C2	1:AA:1109:C:O2	2.56	0.58
1:AA:1342:C:H2'	1:AA:1343:G:C8	2.37	0.58
1:AA:1407:C:O2'	26:BA:1912:A:N6	2.29	0.58
11:AH:29:SER:HB2	11:AH:32:LYS:HZ1	1.69	0.58
1:AA:1125:U:C5	13:AJ:5:ARG:NH2	2.71	0.58
16:AM:92:HIS:CE1	16:AM:110:ARG:CZ	2.86	0.58
20:AQ:57:VAL:HG12	20:AQ:76:LEU:HA	1.84	0.58
46:B2:13:PRO:O	46:B2:16:ARG:HB2	2.03	0.58
47:B3:39:ASP:CG	47:B3:40:THR:N	2.57	0.58
47:B3:48:GLU:CG	47:B3:49:LYS:N	2.66	0.58
26:BA:387:U:H3'	49:B4:29:PRO:HG3	1.85	0.58
49:B4:48:ARG:CG	49:B4:49:PHE:CD1	2.85	0.58
50:B5:40:LYS:HE2	50:B5:46:CYS:CB	2.21	0.58
53:B8:50:LEU:CD2	53:B8:50:LEU:C	2.62	0.58
26:BA:1364:G:N9	49:B4:3:LYS:NZ	2.41	0.58
26:BA:1492:G:H21	26:BA:1493:C:N4	2.01	0.58
26:BA:1936:A:C6	26:BA:1945:G:C4	2.91	0.58
26:BA:2090:G:N3	26:BA:2230:G:C6	2.71	0.58
26:BA:2234:G:C4	26:BA:2235:G:C8	2.91	0.58
26:BA:2354:G:C4'	48:B0:31:VAL:HG21	2.32	0.58
26:BA:2565:A:O5'	26:BA:2566:A:OP2	2.21	0.58
26:BA:2570:G:C5'	26:BA:2571:C:OP2	2.50	0.58
26:BA:2696:U:C4	26:BA:2714:G:N2	2.71	0.58
26:BA:295:G:H2'	26:BA:295:G:N3	2.18	0.58
26:BA:29:U:C5'	44:BU:11:ARG:NH1	2.56	0.58
26:BA:270(C):C:OP2	26:BA:365:C:O2'	2.21	0.58
26:BA:526:A:H4'	26:BA:527:C:OP1	2.03	0.58
26:BA:551:G:C4'	26:BA:1220:A:H2	2.15	0.58
26:BA:2786:U:O5'	28:BE:100:TRP:HB2	2.03	0.58
28:BE:315:VAL:HG12	28:BE:316:ARG:N	2.17	0.58
28:BE:39:GLN:OE1	28:BE:174:LEU:CG	2.51	0.58
30:BG:42:GLY:HA2	30:BG:48:MET:SD	2.43	0.58
32:BI:24:GLY:CA	32:BI:27:ASN:HB3	2.31	0.58
33:BN:51:GLU:O	33:BN:52:GLN:C	2.41	0.58
33:BN:58:GLU:HG2	33:BN:61:VAL:CG2	2.29	0.58
34:BO:43:VAL:HB	34:BO:55:GLY:H	1.69	0.58
36:BQ:50:VAL:HG12	36:BQ:51:GLU:OE1	2.02	0.58
37:BS:116:PHE:C	37:BS:120:GLU:OE2	2.42	0.58

*Continued on next page...*



*Continued from previous page...*

Atom-1	Atom-2	Interatomic distance (Å)	Clash overlap (Å)
38:BT:6:CYS:C	38:BT:7:ASP:CG	2.62	0.58
41:BY:51:LEU:HD21	41:BY:95:ASN:CG	2.24	0.58
41:BY:81:LYS:NZ	41:BY:81:LYS:CB	2.66	0.58
1:AA:1418:A:C8	1:AA:1419:G:H1'	2.38	0.58
1:AA:1468:A:H2'	1:AA:1469:G:O4'	2.03	0.58
7:AD:157:LEU:HD23	7:AD:160:GLN:HG3	1.84	0.58
8:AE:144:THR:O	8:AE:147:ASP:HB2	2.03	0.58
14:AK:108:ILE:HB	21:AR:87:ARG:O	2.03	0.58
14:AK:12:ARG:NH1	14:AK:40:ILE:HA	2.18	0.58
1:AA:377:G:OP1	19:AP:3:LYS:HD2	2.03	0.58
1:AA:1319:A:C3'	22:AS:70:LYS:HZ1	2.15	0.58
46:B2:19:GLU:HG2	46:B2:23:LEU:HD21	1.84	0.58
50:B5:40:LYS:HE3	50:B5:48:ASN:HB2	1.85	0.58
50:B5:44:HIS:CA	50:B5:52:TYR:HH	1.88	0.58
52:B7:25:LYS:O	52:B7:28:ARG:HB2	2.04	0.58
53:B8:26:LYS:N	53:B8:46:LYS:HA	2.18	0.58
26:BA:1081:U:H5'	55:BK:126:LYS:CD	2.31	0.58
26:BA:1275:A:H2'	26:BA:1276:A:O4'	2.03	0.58
26:BA:1613:G:H2'	26:BA:1617:C:H42	1.68	0.58
26:BA:1743:G:H3'	26:BA:1746:G:H5'	1.85	0.58
26:BA:1840:G:H1	26:BA:1902:C:N4	1.99	0.58
26:BA:2250:G:H5''	36:BQ:102:ARG:CB	2.33	0.58
26:BA:2435:A:C2	26:BA:2436:G:C1'	2.86	0.58
26:BA:2067:G:N3	26:BA:2444:G:C2	2.71	0.58
26:BA:2668:G:C2	26:BA:2669:G:C8	2.92	0.58
26:BA:2679:A:H2'	28:BE:300:VAL:CG1	2.34	0.58
26:BA:2801:A:C2	26:BA:2895:U:C2'	2.79	0.58
26:BA:2840:C:H4'	43:BR:53:HIS:NE2	2.19	0.58
26:BA:319:C:N4	26:BA:320:A:N6	2.52	0.58
27:BD:167:GLU:C	27:BD:168:GLY:O	2.41	0.58
27:BD:208:GLY:HA3	27:BD:210:LYS:HE2	1.85	0.58
28:BE:99:VAL:C	28:BE:100:TRP:CG	2.75	0.58
28:BE:212:GLY:C	28:BE:214:VAL:N	2.54	0.58
29:BF:115:LEU:HD21	29:BF:246:ARG:HH22	1.67	0.58
31:BH:117:GLU:O	31:BH:118:GLU:C	2.42	0.58
32:BI:9:VAL:O	32:BI:10:LYS:CB	2.51	0.58
55:BK:123:ALA:N	55:BK:126:LYS:CE	2.63	0.58
33:BN:50:GLU:O	33:BN:51:GLU:C	2.36	0.58
33:BN:84:ARG:HA	33:BN:87:LEU:HD13	1.86	0.58
36:BQ:35:ASN:HB2	36:BQ:75:SER:CB	2.33	0.58
36:BQ:59:ASN:C	36:BQ:59:ASN:HD22	2.05	0.58

*Continued on next page...*



*Continued from previous page...*

Atom-1	Atom-2	Interatomic distance (Å)	Clash overlap (Å)
44:BU:115:ASN:HD22	44:BU:115:ASN:N	1.96	0.58
39:BW:78:GLU:CD	39:BW:99:ARG:HB3	2.23	0.58
40:BX:2:TRP:O	40:BX:3:ASP:C	2.42	0.58
40:BX:7:HIS:O	40:BX:26:PHE:HB3	2.03	0.58
42:BZ:90:GLU:C	42:BZ:127:PRO:HG3	2.23	0.58
42:BZ:149:ALA:HA	42:BZ:152:ILE:CD1	2.26	0.58
42:BZ:30:VAL:O	42:BZ:31:SER:C	2.40	0.58
1:AA:1242:C:O2'	1:AA:1303:C:H5''	2.03	0.58
1:AA:57:G:N2	1:AA:388:G:C6	2.72	0.58
1:AA:565:U:H3'	1:AA:566:G:C8	2.38	0.58
1:AA:869:G:H5'	1:AA:872:A:O4'	2.03	0.58
1:AA:977:A:H2'	1:AA:977:A:N3	2.18	0.58
5:AB:28:PHE:CZ	5:AB:42:ILE:HD11	2.39	0.58
7:AD:102:ASP:HB3	7:AD:136:PRO:HB3	1.84	0.58
15:AL:82:VAL:O	15:AL:106:ASP:HB2	2.03	0.58
15:AL:82:VAL:O	15:AL:83:VAL:HB	2.02	0.58
16:AM:92:HIS:CE1	16:AM:98:VAL:HG21	2.34	0.58
17:AN:40:CYS:N	17:AN:43:CYS:SG	2.77	0.58
46:B2:51:LYS:HA	46:B2:54:ALA:CB	2.33	0.58
49:B4:5:LEU:HD12	49:B4:60:ASN:HD21	1.64	0.58
26:BA:125:G:OP2	52:B7:19:ARG:HD3	2.03	0.58
53:B8:57:ARG:O	53:B8:58:MET:C	2.40	0.58
54:B9:13:ASN:O	54:B9:14:CYS:O	2.22	0.58
54:B9:19:ARG:O	54:B9:20:HIS:HB2	2.04	0.58
26:BA:1062:G:H4'	55:BK:76:SER:CB	2.33	0.58
26:BA:1447:G:N3	26:BA:1545:A:H2	2.02	0.58
26:BA:1819:A:C8	27:BD:177:SER:OG	2.53	0.58
26:BA:2189:U:H2'	26:BA:2190:G:C8	2.39	0.58
26:BA:2197:U:O2'	26:BA:2198:A:C5'	2.35	0.58
26:BA:2262:U:C2'	26:BA:2263:C:H5''	2.21	0.58
26:BA:2310:A:N3	30:BG:55:LYS:HD3	2.19	0.58
26:BA:2398:U:H4'	26:BA:2399:G:OP1	2.03	0.58
26:BA:2417:C:O2'	26:BA:2418:A:H5'	2.03	0.58
26:BA:2691:C:C2'	26:BA:2692:C:C5'	2.79	0.58
26:BA:26:G:C6	26:BA:27:G:N2	2.71	0.58
26:BA:270(P):C:H2'	26:BA:270(Q):C:C6	2.39	0.58
26:BA:2826:A:N6	26:BA:2827:C:C6	2.38	0.58
26:BA:63:U:H6	26:BA:63:U:H3'	1.68	0.58
28:BE:199:ALA:HA	28:BE:314:ALA:CA	2.33	0.58
26:BA:606:U:H5'	29:BF:103:ASN:OD1	2.03	0.58
30:BG:54:ALA:O	30:BG:55:LYS:CB	2.50	0.58

*Continued on next page...*



*Continued from previous page...*

Atom-1	Atom-2	Interatomic distance (Å)	Clash overlap (Å)
31:BH:102:LEU:N	31:BH:102:LEU:HD23	2.05	0.58
31:BH:101:LYS:HE2	31:BH:115:GLU:CG	2.33	0.58
31:BH:19:ASN:HD22	31:BH:19:ASN:C	2.06	0.58
55:BK:135:MET:HE1	55:BK:137:ILE:HG13	1.85	0.58
55:BK:99:LYS:HD2	55:BK:99:LYS:N	2.18	0.58
33:BN:71:TYR:O	33:BN:72:PRO:O	2.21	0.58
34:BO:13:ASN:C	34:BO:15:GLY:H	2.04	0.58
34:BO:85:VAL:O	34:BO:87:ILE:HD11	2.03	0.58
35:BP:67:ARG:NH1	35:BP:109:LEU:CD1	2.66	0.58
26:BA:873:G:H5'	36:BQ:32:LYS:HG3	1.84	0.58
43:BR:22:ARG:HG2	43:BR:26:LYS:HE3	1.81	0.58
37:BS:72:GLU:O	37:BS:74:PRO:C	2.37	0.58
37:BS:82:TYR:C	37:BS:83:LEU:HD12	2.24	0.58
44:BU:117:ARG:HD3	44:BU:118:GLN:H	1.67	0.58
44:BU:28:ARG:HG2	44:BU:29:SER:N	2.16	0.58
26:BA:1152:C:C5'	44:BU:80:ILE:CG2	2.78	0.58
45:BV:39:PHE:HB3	45:BV:54:TYR:HB3	1.86	0.58
45:BV:77:GLY:C	45:BV:78:VAL:HG13	2.24	0.58
39:BW:11:ARG:HH21	39:BW:98:LYS:HB3	1.61	0.58
40:BX:33:SER:HA	40:BX:37:VAL:CG2	2.30	0.58
40:BX:3:ASP:C	46:B2:24:LYS:NZ	2.57	0.58
41:BY:81:LYS:CG	41:BY:82:THR:N	2.66	0.58
1:AA:1014:A:H2	22:AS:34:TRP:CE2	2.22	0.58
1:AA:436:C:C2'	1:AA:437:U:C6	2.82	0.58
1:AA:886:G:H22	1:AA:912:C:H1'	1.67	0.58
1:AA:976:G:C8	1:AA:361(A):C:N4	2.71	0.58
7:AD:29:PRO:HB3	7:AD:34:GLU:HG2	1.85	0.58
8:AE:79:GLU:OE2	11:AH:104:ARG:HA	2.04	0.58
14:AK:79:SER:HA	14:AK:104:GLN:HB3	1.85	0.58
1:AA:1229:A:C2	16:AM:125:ARG:O	2.56	0.58
46:B2:11:MET:O	46:B2:16:ARG:HG3	2.02	0.58
49:B4:55:ARG:C	49:B4:56:VAL:O	2.41	0.58
26:BA:1309:G:OP1	52:B7:8:ASN:HA	2.04	0.58
26:BA:1809:A:H61	49:B4:3:LYS:HB3	1.67	0.58
26:BA:2186:G:C2	26:BA:2187:G:N7	2.72	0.58
26:BA:2188:C:C5	26:BA:2189:U:H5	2.21	0.58
26:BA:2217:G:C2'	26:BA:2218:G:O5'	2.52	0.58
26:BA:2071:A:C2	26:BA:2441:C:N3	2.71	0.58
26:BA:2458:G:C4	26:BA:2490:G:N2	2.71	0.58
26:BA:2485:G:N3	26:BA:2486:G:O4'	2.36	0.58
26:BA:2479:G:OP1	26:BA:2537:U:C4'	2.51	0.58

*Continued on next page...*



*Continued from previous page...*

Atom-1	Atom-2	Interatomic distance (Å)	Clash overlap (Å)
26:BA:2610:C:H4'	26:BA:2611:U:O5'	2.03	0.58
26:BA:2652:C:N1	26:BA:2653:U:C6	2.72	0.58
26:BA:2666:C:C3'	26:BA:2667:C:C5'	2.76	0.58
26:BA:2715:C:C2	26:BA:2716:U:C5	2.92	0.58
26:BA:271(B):G:H4'	26:BA:271(C):U:OP2	2.03	0.58
26:BA:2836:U:H2'	26:BA:2837:G:H8	1.68	0.58
26:BA:2888:C:O2	26:BA:2889:C:N1	2.36	0.58
26:BA:586:A:N1	26:BA:809:G:C2'	2.65	0.58
26:BA:763:G:O2'	26:BA:764:A:H5'	2.04	0.58
26:BA:919:G:H2'	26:BA:920:G:C8	2.38	0.58
26:BA:95:G:P	46:B2:41:GLU:OE1	2.61	0.58
27:BD:173:VAL:O	27:BD:180:VAL:HG13	2.03	0.58
27:BD:130:PRO:HA	27:BD:188:ARG:CG	2.33	0.58
27:BD:198:GLY:O	27:BD:200:THR:CA	2.52	0.58
27:BD:83:ASP:N	27:BD:83:ASP:OD2	2.35	0.58
28:BE:264:LEU:O	28:BE:265:ASN:ND2	2.36	0.58
32:BI:103:GLN:NE2	32:BI:109:LYS:C	2.32	0.58
26:BA:1063:G:H5'	55:BK:135:MET:CG	2.32	0.58
33:BN:63:ILE:CB	33:BN:71:TYR:CZ	2.87	0.58
35:BP:113:GLN:O	35:BP:115:ARG:HD2	2.03	0.58
35:BP:83:GLU:O	35:BP:92:ASP:HA	2.04	0.58
36:BQ:85:ILE:CD1	36:BQ:85:ILE:O	2.51	0.58
36:BQ:85:ILE:HD12	36:BQ:85:ILE:H	1.68	0.58
43:BR:24:GLN:HB3	43:BR:44:LEU:CD2	2.33	0.58
37:BS:32:PRO:HD3	37:BS:100:ALA:HA	1.81	0.58
37:BS:19:ASP:O	37:BS:20:TYR:C	2.41	0.58
44:BU:9:VAL:HG12	44:BU:13:ARG:HH21	1.68	0.58
44:BU:46:GLU:O	44:BU:47:TYR:C	2.40	0.58
44:BU:95:LEU:O	44:BU:98:ILE:CB	2.44	0.58
39:BW:19:LEU:HD22	50:B5:25:LEU:CD1	2.26	0.58
39:BW:12:ILE:HD11	39:BW:42:ARG:CD	2.33	0.58
40:BX:4:VAL:CG1	46:B2:24:LYS:HZ1	2.15	0.58
40:BX:57:THR:C	40:BX:59:ASP:OD2	2.41	0.58
42:BZ:91:PRO:CB	42:BZ:127:PRO:CA	2.62	0.58
42:BZ:9:THR:O	42:BZ:13:LYS:CB	2.52	0.58
1:AA:1134:G:H1	1:AA:1140:C:H42	1.52	0.58
1:AA:558:G:H2'	1:AA:559:A:H2	1.69	0.58
1:AA:983:A:H5'	1:AA:984:C:P	2.44	0.58
19:AP:22:THR:HA	19:AP:33:ILE:HG13	1.84	0.58
3:AW:41:U:H5'	3:AW:41:U:C6	2.26	0.58
3:AW:7:U:O2	3:AW:49:C:C6	2.56	0.58

*Continued on next page...*



*Continued from previous page...*

Atom-1	Atom-2	Interatomic distance (Å)	Clash overlap (Å)
48:B0:50:GLY:C	48:B0:52:GLY:N	2.57	0.58
49:B4:33:VAL:HG12	49:B4:34:ASP:N	2.19	0.58
50:B5:15:LYS:HA	50:B5:18:MET:HG3	1.86	0.58
53:B8:38:GLY:O	53:B8:39:ASP:C	2.41	0.58
53:B8:36:LYS:CG	53:B8:40:GLU:OE1	2.50	0.58
26:BA:247:G:N1	53:B8:8:LYS:HE3	2.13	0.58
26:BA:1131:G:C6	33:BN:69:TYR:HE1	2.22	0.58
26:BA:138:G:O4'	40:BX:43:GLU:HG3	2.03	0.58
26:BA:1528:A:N3	26:BA:1529:A:H1'	2.19	0.58
26:BA:1538:G:H2'	26:BA:1539:G:C1'	2.33	0.58
26:BA:1655:A:C5'	28:BE:211:GLN:HA	2.34	0.58
26:BA:1813:G:H2'	26:BA:1814:G:O4'	2.03	0.58
26:BA:199:A:N1	26:BA:2433:A:C4	2.68	0.58
26:BA:2080:G:H5'	49:B4:32:HIS:HB3	1.85	0.58
26:BA:2276:G:C6	26:BA:2277:G:N7	2.72	0.58
26:BA:2279:G:C5	26:BA:2280:G:N7	2.72	0.58
26:BA:834:C:O2'	26:BA:2358:G:H2'	2.03	0.58
26:BA:2428:G:O5'	26:BA:2429:G:OP1	2.21	0.58
26:BA:2481:G:C2'	26:BA:2482:G:OP2	2.51	0.58
26:BA:2546:U:O2'	26:BA:2547:U:OP2	2.16	0.58
26:BA:2555:U:H5	26:BA:2556:C:C5	2.21	0.58
26:BA:2593:U:H3	26:BA:2600:A:N6	2.00	0.58
26:BA:2627:G:H1'	26:BA:2781:A:C2	2.38	0.58
26:BA:2631:G:C4	26:BA:2632:A:C8	2.91	0.58
26:BA:2666:C:C6	26:BA:2667:C:C6	2.92	0.58
26:BA:273(A):G:H2'	26:BA:273(B):C:H6	1.69	0.58
26:BA:2744:G:C6	26:BA:2745:C:N4	2.72	0.58
26:BA:2815:C:H2'	26:BA:2816:C:C6	2.38	0.58
26:BA:352:G:O5'	26:BA:352:G:C8	2.54	0.58
26:BA:1819:A:OP2	27:BD:154:VAL:N	2.30	0.58
27:BD:179:GLU:C	27:BD:180:VAL:CG2	2.72	0.58
27:BD:197:GLY:H	27:BD:199:ARG:NH1	2.01	0.58
29:BF:91:PRO:CG	29:BF:92:PRO:CD	2.41	0.58
31:BH:52:THR:C	31:BH:54:PRO:HD3	2.23	0.58
34:BO:101:PRO:C	34:BO:102:VAL:CG2	2.71	0.58
34:BO:106:LEU:N	34:BO:106:LEU:HD23	2.15	0.58
34:BO:3:GLN:HA	34:BO:21:VAL:HG12	1.84	0.58
35:BP:52:LYS:NZ	35:BP:53:ARG:HH12	2.01	0.58
35:BP:56:LYS:HG3	35:BP:57:VAL:H	1.68	0.58
36:BQ:50:VAL:HG12	36:BQ:52:LYS:N	2.12	0.58
43:BR:22:ARG:HG2	43:BR:26:LYS:CE	2.34	0.58

*Continued on next page...*



*Continued from previous page...*

Atom-1	Atom-2	Interatomic distance (Å)	Clash overlap (Å)
26:BA:2841:C:P	43:BR:53:HIS:CE1	2.96	0.58
37:BS:13:ARG:CG	37:BS:13:ARG:O	2.51	0.58
38:BT:50:GLU:HG3	38:BT:55:ALA:CB	2.34	0.58
44:BU:72:HIS:HE1	44:BU:110:VAL:HG21	1.67	0.58
44:BU:28:ARG:CG	44:BU:29:SER:N	2.66	0.58
44:BU:47:TYR:O	44:BU:48:ARG:C	2.41	0.58
45:BV:91:THR:C	45:BV:92:ALA:HB2	1.85	0.58
42:BZ:141:MET:CB	42:BZ:171:VAL:CG1	2.79	0.58
42:BZ:6:LYS:N	42:BZ:7:PRO:HD3	2.13	0.58
1:AA:1236:A:H4'	1:AA:1304:G:C5'	2.34	0.58
1:AA:947:G:C4'	1:AA:1332:A:H2	2.15	0.58
7:AD:10:ARG:HG2	7:AD:40:PRO:HG3	1.84	0.58
3:AW:65:G:C2	3:AW:66:A:C8	2.91	0.58
48:B0:67:VAL:CG1	48:B0:74:LYS:CG	2.47	0.58
47:B3:23:LEU:C	47:B3:28:LEU:CD1	2.57	0.58
49:B4:23:GLU:O	49:B4:26:SER:N	2.37	0.58
49:B4:6:HIS:CE1	49:B4:55:ARG:HG3	2.37	0.58
50:B5:12:SER:O	50:B5:14:SER:OG	2.22	0.58
51:B6:16:ALA:C	51:B6:48:VAL:CG1	2.71	0.58
51:B6:39:LYS:CA	51:B6:50:PHE:CD1	2.86	0.58
26:BA:1241:A:OP2	26:BA:1241:A:C8	2.57	0.58
26:BA:1252:G:H22	44:BU:37:GLN:HB2	1.69	0.58
26:BA:1255:U:C4	29:BF:67:GLN:O	2.57	0.58
26:BA:1351:C:O2'	26:BA:1571:A:H1'	2.03	0.58
26:BA:1352:U:H2'	26:BA:1352:U:O2	2.03	0.58
26:BA:2090:G:C2	26:BA:2230:G:C5	2.92	0.58
26:BA:2286:A:N6	51:B6:31:THR:O	2.36	0.58
26:BA:2292:C:N4	26:BA:2293:C:N4	2.51	0.58
26:BA:2297:C:C5	26:BA:2333:A:N1	2.71	0.58
26:BA:2290:G:N2	26:BA:2343:C:C1'	2.63	0.58
26:BA:2345:G:C8	26:BA:2371:G:N2	2.72	0.58
26:BA:2409:G:C8	26:BA:2409:G:O5'	2.55	0.58
26:BA:2431:U:C4	26:BA:2434:A:OP2	2.57	0.58
26:BA:2447:G:N2	26:BA:2500:U:O4	2.34	0.58
26:BA:2470:G:H1	26:BA:2471:C:N4	2.02	0.58
26:BA:2555:U:C6	26:BA:2556:C:C6	2.91	0.58
26:BA:747:U:C5	26:BA:2613:U:C5	2.91	0.58
26:BA:2679:A:C6	26:BA:2729:G:C6	2.92	0.58
26:BA:2718:G:H21	26:BA:2719:G:H1'	1.68	0.58
26:BA:2819:G:H8	26:BA:2819:G:O5'	1.87	0.58
26:BA:2838:G:N3	26:BA:2839:G:C8	2.71	0.58

*Continued on next page...*



*Continued from previous page...*

Atom-1	Atom-2	Interatomic distance (Å)	Clash overlap (Å)
26:BA:60:G:H1'	26:BA:74:A:C2	2.38	0.58
26:BA:959:A:H2'	26:BA:960:A:H8	1.67	0.58
26:BA:976:C:OP1	44:BU:48:ARG:CZ	2.52	0.58
26:BA:995:C:H2'	26:BA:995:C:O2	2.03	0.58
26:BA:99:U:C2	41:BY:107:LYS:HD3	2.38	0.58
29:BF:6:TYR:CE1	29:BF:139:VAL:N	2.63	0.58
29:BF:236:THR:O	29:BF:239:ALA:HB2	2.02	0.58
29:BF:244:ALA:C	29:BF:246:ARG:N	2.54	0.58
31:BH:15:THR:HG22	31:BH:26:LYS:C	2.24	0.58
32:BI:133:LEU:HD12	32:BI:138:THR:C	2.23	0.58
32:BI:47:LEU:CD1	32:BI:48:GLU:N	2.59	0.58
55:BK:69:ILE:CG2	55:BK:70:ILE:N	2.67	0.58
33:BN:25:GLN:N	33:BN:28:GLU:HG2	2.18	0.58
35:BP:104:ASP:C	35:BP:105:TYR:CG	2.73	0.58
36:BQ:116:HIS:CG	36:BQ:116:HIS:O	2.56	0.58
26:BA:911:A:N3	36:BQ:16:ARG:HG2	2.08	0.58
36:BQ:72:VAL:HG21	36:BQ:83:PHE:CZ	2.32	0.58
38:BT:23:HIS:ND1	38:BT:24:LYS:O	2.36	0.58
26:BA:1251:C:C5'	44:BU:10:ARG:HG3	2.33	0.58
44:BU:76:TYR:O	44:BU:80:ILE:HG13	2.01	0.58
45:BV:34:GLU:C	45:BV:35:LEU:HD23	2.17	0.58
39:BW:80:PRO:CB	39:BW:100:THR:HG21	2.27	0.58
39:BW:25:ARG:HG2	39:BW:26:GLY:N	2.18	0.58
39:BW:8:ARG:CD	39:BW:9:TYR:CD1	2.82	0.58
42:BZ:72:ASP:OD2	42:BZ:72:ASP:N	2.37	0.58
1:AA:975:A:N7	1:AA:1357:A:H2	2.01	0.58
1:AA:37:U:O4	1:AA:397:A:H2	1.85	0.58
1:AA:25:C:H4'	1:AA:524:G:H21	1.68	0.58
7:AD:18:LYS:HA	7:AD:33:MET:HE1	1.86	0.58
47:B3:53:LEU:CD2	47:B3:53:LEU:C	2.72	0.58
51:B6:48:VAL:O	51:B6:50:PHE:HD1	1.73	0.58
52:B7:30:ILE:HD13	52:B7:33:ARG:NE	2.18	0.58
26:BA:1005:C:H2'	26:BA:1006:C:C6	2.38	0.58
26:BA:136:G:C3'	26:BA:137:C:H4'	2.33	0.58
26:BA:1372:U:H2'	26:BA:1373:A:C8	2.39	0.58
26:BA:1482:U:H1'	26:BA:1512:G:N2	2.18	0.58
26:BA:176:G:H2'	26:BA:177:G:C8	2.39	0.58
26:BA:2031:A:H2'	26:BA:2455:G:O2'	2.04	0.58
26:BA:2309:A:C3'	26:BA:2310:A:C5'	2.72	0.58
26:BA:825:C:H5'	26:BA:2428:G:O6	2.04	0.58
26:BA:2510:C:N3	26:BA:2578:G:O6	2.37	0.58

*Continued on next page...*



*Continued from previous page...*

Atom-1	Atom-2	Interatomic distance (Å)	Clash overlap (Å)
26:BA:2569:G:N3	26:BA:2570:G:C8	2.72	0.58
26:BA:2626:C:OP2	26:BA:2626:C:C5	2.51	0.58
26:BA:2647:U:O2	26:BA:2673:G:N2	2.36	0.58
26:BA:2679:A:H2'	26:BA:2680:C:O5'	2.04	0.58
26:BA:2001:A:H4'	26:BA:2689:U:H2'	1.86	0.58
26:BA:2731:G:N1	26:BA:2732:G:N2	2.52	0.58
26:BA:2881:C:C4	26:BA:2882:A:N7	2.71	0.58
26:BA:325:G:H2'	26:BA:326:G:H8	1.68	0.58
26:BA:447:A:N6	26:BA:454:A:N7	2.51	0.58
26:BA:911:A:C6	36:BQ:16:ARG:CB	2.86	0.58
26:BA:974:G:H3'	45:BV:82:ARG:CZ	2.34	0.58
27:BD:183:ILE:HG22	27:BD:184:LEU:H	0.48	0.58
28:BE:206:LYS:C	28:BE:257:GLY:HA2	2.24	0.58
28:BE:44:TYR:CA	28:BE:307:LEU:O	2.52	0.58
28:BE:308:VAL:CG1	28:BE:310:PHE:HE1	2.12	0.58
29:BF:103:ASN:O	29:BF:107:ARG:CG	2.50	0.58
29:BF:35:VAL:O	29:BF:38:ALA:N	2.36	0.58
29:BF:96:LYS:C	29:BF:98:ARG:NH1	2.53	0.58
31:BH:9:GLU:CD	31:BH:11:PRO:HD3	2.23	0.58
31:BH:41:THR:CB	31:BH:52:THR:OG1	2.52	0.58
32:BI:111:ASP:HB3	32:BI:114:LYS:HG2	1.85	0.58
55:BK:129:GLU:OE2	55:BK:130:GLY:N	2.37	0.58
33:BN:83:ILE:CG1	33:BN:84:ARG:CG	2.81	0.58
34:BO:63:VAL:HG12	34:BO:63:VAL:O	2.04	0.58
34:BO:93:PRO:HD2	34:BO:113:LYS:HD3	1.86	0.58
37:BS:31:LYS:NZ	37:BS:99:GLU:HB3	2.19	0.58
40:BX:46:ASP:O	40:BX:47:VAL:O	2.21	0.58
42:BZ:15:ASP:OD1	42:BZ:15:ASP:C	2.42	0.58
42:BZ:53:ASP:O	42:BZ:54:ILE:HD12	2.03	0.58
1:AA:194:C:O4'	23:AT:64:ASP:HB3	2.04	0.58
1:AA:560:U:H5'	1:AA:566:G:N2	2.18	0.58
1:AA:885:G:O2'	1:AA:915:A:C2	2.57	0.58
1:AA:976:G:H2'	1:AA:361(A):C:H42	1.68	0.58
5:AB:93:VAL:HG21	5:AB:97:TRP:HD1	1.69	0.58
7:AD:22:LYS:O	7:AD:113:SER:CB	2.44	0.58
1:AA:1377:A:OP1	10:AG:94:ARG:NE	2.37	0.58
1:AA:1248:A:C2'	12:AI:70:LYS:NZ	2.67	0.58
18:AO:45:VAL:O	18:AO:46:HIS:CB	2.52	0.58
49:B4:48:ARG:CG	49:B4:49:PHE:N	2.59	0.58
49:B4:4:ASP:HB3	49:B4:5:LEU:CD2	2.34	0.58
26:BA:2418:A:OP2	53:B8:30:ARG:NH1	2.37	0.58

*Continued on next page...*



*Continued from previous page...*

Atom-1	Atom-2	Interatomic distance (Å)	Clash overlap (Å)
26:BA:594:U:C5'	53:B8:58:MET:CE	2.79	0.58
54:B9:29:ASN:HB2	54:B9:32:HIS:CE1	2.39	0.58
26:BA:1398:C:H4'	40:BX:23:LYS:HZ2	1.68	0.58
26:BA:1742:C:H2'	26:BA:1743:G:C1'	2.33	0.58
26:BA:1890:A:H2	26:BA:2235:G:C4'	2.17	0.58
26:BA:2263:C:H6	26:BA:2263:C:H5'	1.68	0.58
26:BA:2268:A:C3'	26:BA:2268:A:C8	2.87	0.58
26:BA:2304:G:O4'	30:BG:105:SER:CB	2.48	0.58
26:BA:2333:A:H5'	26:BA:2335:A:O4'	2.03	0.58
26:BA:2458:G:O6	26:BA:2490:G:O2'	2.21	0.58
26:BA:2561:A:C2'	26:BA:2562:U:O5'	2.44	0.58
26:BA:2052:G:N1	26:BA:2618:G:C8	2.72	0.58
26:BA:2640:G:N1	26:BA:2774:C:N4	2.33	0.58
26:BA:2710:C:HO2'	26:BA:2711:A:H5'	1.65	0.58
26:BA:2826:A:C2	26:BA:2827:C:H6	2.21	0.58
26:BA:809:G:C5	26:BA:810:U:C4	2.92	0.58
27:BD:76:ARG:O	27:BD:113:MET:HG2	2.02	0.58
28:BE:221:LYS:CE	28:BE:233:ARG:CG	2.81	0.58
29:BF:153:VAL:C	29:BF:155:SER:H	2.06	0.58
29:BF:21:VAL:O	29:BF:22:PHE:C	2.40	0.58
29:BF:223:LEU:HD23	29:BF:233:THR:OG1	2.04	0.58
29:BF:58:ALA:O	29:BF:59:GLU:OE2	2.22	0.58
31:BH:147:ILE:CD1	31:BH:150:VAL:CG1	2.82	0.58
55:BK:99:LYS:HG3	55:BK:140:VAL:CG2	2.30	0.58
33:BN:66:ASP:O	33:BN:67:ASN:C	2.39	0.58
34:BO:114:ILE:O	34:BO:116:SER:N	2.37	0.58
37:BS:114:LYS:O	37:BS:117:ALA:CB	2.52	0.58
37:BS:120:GLU:O	37:BS:121:GLY:C	2.42	0.58
37:BS:61:ALA:HB1	37:BS:84:THR:CG2	2.34	0.58
44:BU:115:ASN:O	44:BU:117:ARG:CA	2.51	0.58
44:BU:47:TYR:HD2	44:BU:50:ARG:HD2	1.69	0.58
45:BV:50:ASP:OD1	45:BV:53:LYS:HE2	2.01	0.58
1:AA:1156:G:H1'	1:AA:1179:A:H61	1.68	0.57
1:AA:1256:A:C8	6:AC:27:LYS:NZ	2.71	0.57
1:AA:877:C:O2'	11:AH:89:PRO:HG2	2.04	0.57
1:AA:575:G:N2	1:AA:880:C:C2	2.68	0.57
40:BX:3:ASP:C	46:B2:24:LYS:HZ2	2.07	0.57
49:B4:14:ILE:HG21	49:B4:37:SER:C	2.25	0.57
51:B6:12:MET:HE3	51:B6:54:LYS:C	2.23	0.57
26:BA:2466:C:H5''	54:B9:6:SER:HB3	1.86	0.57
26:BA:1162:G:O3'	45:BV:23:GLU:OE1	2.21	0.57

*Continued on next page...*



*Continued from previous page...*

Atom-1	Atom-2	Interatomic distance (Å)	Clash overlap (Å)
26:BA:1372:U:H2'	26:BA:1373:A:H8	1.68	0.57
26:BA:1525:G:HO3'	26:BA:1526:G:P	2.25	0.57
26:BA:2040:C:H4'	33:BN:69:TYR:CE2	2.38	0.57
26:BA:2344:U:O2	26:BA:2344:U:C2'	2.51	0.57
26:BA:2435:A:H2'	26:BA:2436:G:H5''	1.84	0.57
26:BA:245:G:H22	26:BA:254:G:H1'	1.69	0.57
26:BA:2464:C:C2	26:BA:2465:C:C6	2.91	0.57
26:BA:2573:C:C6	26:BA:2573:C:H3'	2.39	0.57
26:BA:2617:C:O2'	26:BA:2618:G:H5'	2.02	0.57
26:BA:270(O):U:H5''	26:BA:270(P):C:C5	2.39	0.57
26:BA:2792:G:N3	26:BA:2805:G:N2	2.38	0.57
26:BA:325:G:H21	41:BY:7:GLN:HE22	1.45	0.57
26:BA:668:G:H2'	26:BA:670:A:N7	2.19	0.57
27:BD:234:HIS:O	27:BD:235:PRO:O	2.22	0.57
27:BD:77:VAL:HB	27:BD:113:MET:N	2.16	0.57
28:BE:47:GLY:HA2	28:BE:305:LYS:HE2	1.86	0.57
29:BF:103:ASN:HB2	29:BF:106:GLU:HG3	1.86	0.57
29:BF:138:VAL:HG12	29:BF:138:VAL:O	2.04	0.57
31:BH:148:ARG:NH1	31:BH:164:GLU:H	1.98	0.57
32:BI:38:GLU:O	32:BI:39:ALA:C	2.42	0.57
32:BI:80:PRO:CA	32:BI:146:THR:O	2.51	0.57
33:BN:19:MET:CB	33:BN:46:ILE:HD13	2.15	0.57
33:BN:58:GLU:C	33:BN:61:VAL:H	2.07	0.57
26:BA:7:G:OP1	33:BN:6:PHE:CZ	2.51	0.57
35:BP:132:LYS:O	35:BP:133:VAL:C	2.42	0.57
36:BQ:71:PHE:HB3	36:BQ:138:ARG:HH11	1.69	0.57
43:BR:48:VAL:O	43:BR:51:LEU:HB2	2.03	0.57
43:BR:62:ALA:CB	43:BR:80:PHE:CZ	2.86	0.57
43:BR:52:ILE:CD1	43:BR:94:TYR:CB	2.81	0.57
44:BU:105:ALA:O	44:BU:106:PHE:C	2.42	0.57
45:BV:30:GLY:O	45:BV:33:VAL:HG21	1.94	0.57
45:BV:43:GLU:O	45:BV:44:GLN:CD	2.42	0.57
45:BV:4:ILE:O	45:BV:4:ILE:HG22	2.04	0.57
45:BV:66:GLY:HA2	45:BV:93:ILE:HA	1.86	0.57
39:BW:66:GLU:O	39:BW:69:LEU:HD21	2.03	0.57
40:BX:23:LYS:CA	40:BX:67:ARG:HA	2.34	0.57
26:BA:439:G:C5'	41:BY:6:LYS:HZ3	2.08	0.57
42:BZ:103:ARG:CD	42:BZ:103:ARG:H	2.14	0.57
1:AA:1307:U:H2'	1:AA:1308:U:C6	2.38	0.57
1:AA:541:G:H4'	7:AD:42:GLN:CB	2.09	0.57
1:AA:575:G:OP1	1:AA:575:G:H4'	2.03	0.57

*Continued on next page...*



*Continued from previous page...*

Atom-1	Atom-2	Interatomic distance (Å)	Clash overlap (Å)
1:AA:815:A:OP2	1:AA:816:A:C8	2.57	0.57
1:AA:22:G:H1'	1:AA:914:A:C6	2.38	0.57
47:B3:40:THR:O	47:B3:40:THR:HG23	2.04	0.57
49:B4:14:ILE:CG2	49:B4:37:SER:H	2.13	0.57
39:BW:19:LEU:HD22	50:B5:25:LEU:HG	0.59	0.57
51:B6:8:ILE:H	51:B6:29:ARG:NH2	1.93	0.57
51:B6:9:ILE:HG22	51:B6:9:ILE:O	2.02	0.57
52:B7:21:ARG:NH2	52:B7:43:THR:HG23	2.14	0.57
26:BA:1184:G:O2'	26:BA:1185:C:H5'	2.03	0.57
26:BA:2313:C:H4'	30:BG:72:LYS:HB3	1.86	0.57
26:BA:2347:C:H2'	26:BA:2348:U:C6	2.38	0.57
26:BA:2394:C:C6	26:BA:2395:C:N4	2.69	0.57
26:BA:2404:C:N4	26:BA:2405:G:C2	2.72	0.57
26:BA:2423:U:O2'	26:BA:2424:C:P	2.62	0.57
26:BA:2542:A:H5'	26:BA:2543:G:OP1	2.04	0.57
26:BA:2679:A:C2	26:BA:2680:C:C6	2.92	0.57
26:BA:270(W):G:H3'	26:BA:270(X):G:H8	1.68	0.57
26:BA:2716:U:O2	26:BA:2717:G:C8	2.57	0.57
26:BA:2783:G:C2	26:BA:2784:C:C4	2.93	0.57
26:BA:2827:C:O2'	26:BA:2828:C:C5'	2.52	0.57
26:BA:2828:C:C2	26:BA:2829:C:C5	2.92	0.57
26:BA:2856:C:H2'	26:BA:2857:G:H5'	1.86	0.57
26:BA:2862:G:N3	26:BA:2863:C:C5	2.71	0.57
26:BA:311:A:N3	26:BA:311:A:H2'	2.17	0.57
26:BA:498:G:H8	26:BA:498:G:O5'	1.87	0.57
26:BA:627:A:H61	26:BA:638:G:H1'	1.69	0.57
26:BA:648:G:H2'	26:BA:649:G:C8	2.39	0.57
26:BA:856:C:C1'	48:B0:24:LYS:HB2	2.34	0.57
27:BD:73:ILE:CG2	27:BD:74:PRO:HD2	2.33	0.57
28:BE:211:GLN:O	28:BE:216:ARG:CZ	2.52	0.57
28:BE:311:PHE:N	28:BE:311:PHE:CD2	2.72	0.57
28:BE:75:THR:HG21	28:BE:189:MET:SD	2.43	0.57
29:BF:166:ILE:O	29:BF:167:ASP:O	2.22	0.57
29:BF:243:VAL:CB	29:BF:246:ARG:HD2	2.33	0.57
29:BF:55:ARG:HG3	29:BF:56:THR:H	1.66	0.57
26:BA:801:G:P	29:BF:79:ARG:HD3	2.34	0.57
31:BH:66:THR:CG2	31:BH:67:THR:H	2.16	0.57
33:BN:16:ASP:H	33:BN:45:VAL:HG23	1.65	0.57
26:BA:2685:G:OP1	34:BO:78:ARG:NH1	2.36	0.57
36:BQ:136:TRP:C	36:BQ:139:ALA:H	2.05	0.57
36:BQ:88:PHE:CA	36:BQ:90:PHE:HE1	2.17	0.57

*Continued on next page...*



*Continued from previous page...*

Atom-1	Atom-2	Interatomic distance (Å)	Clash overlap (Å)
43:BR:36:THR:CG2	43:BR:40:LYS:CG	2.82	0.57
26:BA:2880:C:H1'	43:BR:92:GLY:O	2.03	0.57
37:BS:109:PRO:HB2	37:BS:116:PHE:CE2	2.39	0.57
44:BU:36:PHE:N	44:BU:36:PHE:CD1	2.72	0.57
44:BU:8:ILE:H	44:BU:11:ARG:CD	2.15	0.57
41:BY:101:LEU:CD2	41:BY:112:LEU:CD1	2.53	0.57
41:BY:3:GLN:HB3	41:BY:4:PRO:HD2	1.86	0.57
42:BZ:58:GLY:O	42:BZ:59:GLY:C	2.42	0.57
1:AA:1098:C:H4'	1:AA:1167:A:C2	2.39	0.57
1:AA:275:G:H4'	20:AQ:14:LYS:HB3	1.85	0.57
1:AA:865:A:H2	1:AA:917:G:HO2'	1.52	0.57
16:AM:8:GLU:HG3	16:AM:22:ILE:HG12	1.85	0.57
4:AX:116:U:H2'	4:AX:117:U:C6	2.38	0.57
26:BA:101:G:OP2	41:BY:107:LYS:NZ	2.33	0.57
26:BA:1059:G:O2'	55:BK:112:LYS:CE	2.49	0.57
26:BA:489:G:H1'	26:BA:1284:A:C5	2.38	0.57
26:BA:1341:U:OP2	26:BA:1397:U:C2	2.58	0.57
26:BA:1268:A:OP2	26:BA:2006:C:OP2	2.21	0.57
26:BA:204:A:OP1	26:BA:206:U:H1'	2.04	0.57
26:BA:2268:A:H3'	26:BA:2268:A:H8	1.69	0.57
26:BA:2461:C:H1'	26:BA:2492:U:N3	2.18	0.57
26:BA:2468:G:O2'	26:BA:2469:A:H5''	2.01	0.57
26:BA:2468:G:C6	26:BA:2481:G:C4	2.91	0.57
26:BA:2547:U:C6	26:BA:2566:A:N1	2.73	0.57
26:BA:2605:U:O5'	26:BA:2605:U:C6	2.57	0.57
26:BA:2694:G:C6	26:BA:2695:C:C5	2.92	0.57
26:BA:374:A:H2'	26:BA:375:C:O4'	2.04	0.57
26:BA:481:G:H1	26:BA:509:C:H42	1.52	0.57
26:BA:570:G:H2'	26:BA:2030:A:N6	2.19	0.57
26:BA:830:G:C6	26:BA:2446:G:O4'	2.57	0.57
26:BA:1799:G:H22	27:BD:153:LEU:CD2	2.11	0.57
27:BD:175:LEU:HD21	27:BD:181:ARG:N	2.20	0.57
28:BE:222:ARG:NH1	28:BE:222:ARG:CG	2.58	0.57
31:BH:147:ILE:CD1	31:BH:150:VAL:HG11	2.34	0.57
31:BH:53:ARG:NH1	31:BH:56:ASP:C	2.57	0.57
31:BH:96:SER:HA	31:BH:124:VAL:CG2	2.30	0.57
55:BK:93:LYS:N	55:BK:96:ILE:CG1	2.67	0.57
34:BO:98:ILE:CG2	34:BO:118:ALA:HA	2.34	0.57
34:BO:46:ALA:C	34:BO:47:THR:O	2.39	0.57
26:BA:2406:U:C1'	35:BP:57:VAL:CG2	2.80	0.57
35:BP:73:VAL:HA	35:BP:76:LEU:HB2	1.86	0.57

*Continued on next page...*



*Continued from previous page...*

Atom-1	Atom-2	Interatomic distance (Å)	Clash overlap (Å)
36:BQ:9:SER:O	36:BQ:10:ILE:C	2.43	0.57
38:BT:8:TYR:HE1	38:BT:54:THR:HB	1.66	0.57
44:BU:8:ILE:C	44:BU:11:ARG:HD3	2.20	0.57
44:BU:88:ILE:HG22	44:BU:88:ILE:O	2.04	0.57
44:BU:95:LEU:N	44:BU:98:ILE:HD13	2.18	0.57
40:BX:45:TYR:O	40:BX:46:ASP:C	2.41	0.57
40:BX:57:THR:CB	40:BX:59:ASP:OD2	2.52	0.57
42:BZ:112:LEU:HD22	42:BZ:113:VAL:O	2.04	0.57
42:BZ:113:VAL:HG23	42:BZ:174:PRO:CG	2.32	0.57
42:BZ:40:ASP:O	42:BZ:44:ARG:HG2	2.04	0.57
1:AA:1222:G:H5'	22:AS:77:THR:HG21	1.86	0.57
1:AA:1222:G:OP1	1:AA:1321:C:O2'	2.20	0.57
1:AA:1481:U:H2'	1:AA:1482:G:C8	2.40	0.57
1:AA:717:C:H2'	1:AA:734:G:H5'	1.86	0.57
10:AG:26:PHE:HB2	10:AG:101:LEU:HD22	1.86	0.57
3:AW:7:U:O3'	3:AW:8:U:P	2.62	0.57
46:B2:20:LEU:HD22	46:B2:23:LEU:CB	2.34	0.57
46:B2:9:ARG:HA	46:B2:59:ILE:HD11	1.86	0.57
47:B3:31:LEU:HD22	47:B3:32:GLN:CG	2.33	0.57
26:BA:929:G:H21	47:B3:43:ILE:CA	2.18	0.57
49:B4:4:ASP:HB3	49:B4:5:LEU:HD23	1.86	0.57
26:BA:1255:U:OP1	26:BA:1256:G:H5''	2.04	0.57
26:BA:1317:A:H2'	26:BA:1318:C:C6	2.39	0.57
26:BA:1566:A:N3	27:BD:212:HIS:CA	2.67	0.57
26:BA:14:A:N7	26:BA:15:G:C4	2.73	0.57
26:BA:1664:A:H2'	26:BA:1665:A:H8	1.68	0.57
26:BA:1799:G:N1	27:BD:177:SER:CB	2.67	0.57
26:BA:1802:A:H3'	26:BA:1803:A:C8	2.40	0.57
26:BA:1991:U:C6	26:BA:1991:U:H3'	2.39	0.57
26:BA:2047:U:H2'	26:BA:2048:G:C8	2.39	0.57
26:BA:2069:G:N3	26:BA:2443:C:O2	2.36	0.57
26:BA:2078:C:H2'	26:BA:2079:U:O4'	2.04	0.57
26:BA:2360:A:C5	26:BA:2361:A:C8	2.80	0.57
26:BA:2461:C:O2'	26:BA:2462:U:H5'	2.03	0.57
26:BA:2476:A:N3	26:BA:2481:G:N2	2.51	0.57
26:BA:2525:G:O2'	26:BA:2742:C:O2'	1.95	0.57
26:BA:1999:C:C2'	26:BA:2687:U:HO2'	2.15	0.57
26:BA:270(S):G:H2'	26:BA:270(T):G:C8	2.40	0.57
26:BA:2766:G:C2	26:BA:2767:C:C6	2.91	0.57
26:BA:2844:G:H2'	26:BA:2844:G:N3	2.19	0.57
26:BA:635:C:H2'	26:BA:636:G:O4'	2.05	0.57

*Continued on next page...*



*Continued from previous page...*

Atom-1	Atom-2	Interatomic distance (Å)	Clash overlap (Å)
26:BA:60:G:N7	26:BA:63:U:H5	2.02	0.57
25:BB:75:G:H1'	42:BZ:22:VAL:HG21	1.83	0.57
26:BA:1567:A:N1	27:BD:82:TYR:O	2.37	0.57
26:BA:2770:G:H1'	28:BE:316:ARG:HH12	1.66	0.57
29:BF:3:ALA:CA	29:BF:16:VAL:O	2.50	0.57
29:BF:193:LEU:O	29:BF:233:THR:HB	2.04	0.57
30:BG:129:ASP:C	30:BG:130:VAL:HG13	2.24	0.57
31:BH:15:THR:CG2	31:BH:26:LYS:O	2.45	0.57
32:BI:115:ILE:CG2	32:BI:129:VAL:CG1	2.83	0.57
32:BI:7:LYS:CG	32:BI:12:LYS:HZ2	2.11	0.57
33:BN:131:THR:O	33:BN:131:THR:OG1	2.22	0.57
33:BN:45:VAL:N	33:BN:132:LEU:CD2	2.66	0.57
34:BO:43:VAL:CG2	34:BO:56:GLN:H	2.16	0.57
26:BA:244:A:O2'	35:BP:56:LYS:HB3	2.04	0.57
35:BP:70:ASP:OD1	35:BP:115:ARG:HB2	2.04	0.57
35:BP:77:ALA:CB	35:BP:81:VAL:HG12	2.33	0.57
43:BR:55:ALA:CB	43:BR:79:LEU:CD2	2.82	0.57
37:BS:102:LEU:N	37:BS:102:LEU:HD12	2.19	0.57
37:BS:56:ASP:CG	37:BS:57:THR:N	2.58	0.57
38:BT:13:ILE:HD12	38:BT:33:SER:OG	2.03	0.57
44:BU:59:ARG:CA	44:BU:62:ILE:HG13	1.94	0.57
44:BU:69:ALA:CA	44:BU:79:PHE:CZ	2.84	0.57
45:BV:5:ILE:HD12	45:BV:12:TYR:OH	2.03	0.57
45:BV:83:ARG:C	45:BV:84:THR:OG1	2.41	0.57
45:BV:69:ILE:HG22	45:BV:88:GLN:HB2	1.87	0.57
39:BW:42:ARG:HG2	39:BW:43:GLY:N	2.19	0.57
40:BX:50:GLU:N	40:BX:50:GLU:CD	2.57	0.57
42:BZ:37:LYS:HD2	42:BZ:41:ARG:HH12	1.68	0.57
42:BZ:5:ALA:O	42:BZ:6:LYS:HB3	2.04	0.57
1:AA:120:A:H3'	1:AA:120:A:H8	1.68	0.57
1:AA:795:C:H5'	1:AA:1522:U:OP1	2.04	0.57
1:AA:570:G:H2'	1:AA:571:U:C5	2.40	0.57
1:AA:757:U:OP1	1:AA:822:C:O2'	2.07	0.57
1:AA:828:A:N6	1:AA:858:G:O2'	2.37	0.57
11:AH:96:GLY:HA2	11:AH:130:GLY:HA3	1.87	0.57
16:AM:91:ARG:HH12	16:AM:103:THR:CB	2.08	0.57
2:AV:74:C:H42	26:BA:2253:G:H1	0.63	0.57
48:B0:41:ARG:O	48:B0:67:VAL:HG13	2.03	0.57
26:BA:76:C:P	46:B2:51:LYS:HD3	2.45	0.57
47:B3:20:LYS:HA	47:B3:23:LEU:HD12	1.66	0.57
53:B8:55:TRP:HZ3	53:B8:59:LYS:NZ	1.86	0.57

*Continued on next page...*



*Continued from previous page...*

Atom-1	Atom-2	Interatomic distance (Å)	Clash overlap (Å)
26:BA:138:G:O6	26:BA:142:G:O2'	2.23	0.57
26:BA:120:U:N3	26:BA:150:C:C4	2.73	0.57
26:BA:1418:G:H1	26:BA:1577:C:H3'	1.69	0.57
26:BA:1819:A:P	27:BD:154:VAL:H	2.26	0.57
26:BA:1913:A:H61	26:BA:1917:U:P	2.27	0.57
26:BA:1924:C:C4	26:BA:1925:C:C4	2.93	0.57
26:BA:198:C:C4'	26:BA:2243:U:O2'	2.50	0.57
26:BA:2299:G:H2'	26:BA:2300:G:C8	2.39	0.57
26:BA:2551:C:C2	26:BA:2552:U:C6	2.93	0.57
26:BA:2577:A:H2	26:BA:2614:A:C2	2.18	0.57
26:BA:2745:C:C2'	31:BH:142:GLU:CD	2.73	0.57
26:BA:659:C:H2'	26:BA:660:G:C8	2.37	0.57
27:BD:107:LYS:O	27:BD:108:ASN:HB3	2.05	0.57
27:BD:143:ILE:HB	27:BD:152:GLN:CA	2.34	0.57
27:BD:128:ALA:CB	27:BD:190:THR:N	2.68	0.57
27:BD:198:GLY:O	27:BD:200:THR:CB	2.52	0.57
27:BD:85:ASN:ND2	27:BD:85:ASN:N	2.49	0.57
28:BE:222:ARG:NE	28:BE:232:ARG:C	2.56	0.57
28:BE:70:VAL:HB	28:BE:295:LEU:CD2	2.34	0.57
29:BF:150:THR:HG22	29:BF:203:ALA:O	2.05	0.57
29:BF:214:THR:O	29:BF:216:SER:C	2.43	0.57
29:BF:237:GLU:O	29:BF:239:ALA:CA	2.52	0.57
29:BF:91:PRO:O	29:BF:96:LYS:NZ	2.36	0.57
31:BH:96:SER:O	31:BH:98:GLN:HG3	2.04	0.57
26:BA:1062:G:C4'	55:BK:76:SER:OG	2.52	0.57
33:BN:87:LEU:HB3	33:BN:88:PRO:HD3	1.85	0.57
36:BQ:55:GLN:O	36:BQ:56:ILE:C	2.42	0.57
36:BQ:58:HIS:N	36:BQ:61:LEU:HG	2.18	0.57
43:BR:44:LEU:O	43:BR:48:VAL:CB	2.51	0.57
26:BA:2840:C:C5'	43:BR:53:HIS:CD2	2.87	0.57
44:BU:20:ARG:NH1	45:BV:75:LYS:HD2	2.20	0.57
45:BV:57:GLN:HE22	45:BV:100:GLY:C	2.07	0.57
45:BV:65:ARG:O	45:BV:93:ILE:HG13	2.04	0.57
39:BW:23:LEU:HD21	50:B5:27:ALA:HB2	1.86	0.57
39:BW:8:ARG:CD	39:BW:9:TYR:HD1	2.13	0.57
41:BY:20:HIS:N	41:BY:67:LEU:HD22	2.19	0.57
41:BY:74:VAL:HB	41:BY:77:VAL:HG21	1.87	0.57
1:AA:1320:C:C2	22:AS:72:GLY:CA	2.87	0.57
1:AA:1402:C:H2'	1:AA:1403:C:O4'	2.05	0.57
1:AA:664:G:H22	1:AA:741:G:H1	1.53	0.57
5:AB:17:PHE:HD1	5:AB:18:GLY:H	1.50	0.57

*Continued on next page...*



*Continued from previous page...*

Atom-1	Atom-2	Interatomic distance (Å)	Clash overlap (Å)
7:AD:23:GLY:N	7:AD:113:SER:HB2	2.12	0.57
1:AA:1297:C:O2'	10:AG:114:ARG:HD3	2.05	0.57
26:BA:76:C:O2'	46:B2:55:ARG:CB	2.53	0.57
51:B6:26:LYS:C	51:B6:27:ASN:OD1	2.43	0.57
52:B7:32:ALA:HA	52:B7:35:ARG:HD2	1.85	0.57
26:BA:1673:U:C5	28:BE:225:LYS:HD3	2.32	0.57
26:BA:2213:U:O3'	26:BA:2215:G:P	2.62	0.57
26:BA:2277:G:O3'	36:BQ:20:ILE:CG2	2.51	0.57
26:BA:2441:C:C2'	26:BA:2442:C:O5'	2.51	0.57
26:BA:2661:G:C2	26:BA:2662:A:N7	2.73	0.57
26:BA:2717:G:HO2'	26:BA:2718:G:C4'	2.18	0.57
26:BA:2717:G:O2'	26:BA:2718:G:O4'	2.17	0.57
26:BA:2735:G:N1	26:BA:2770:G:N3	2.53	0.57
26:BA:2852:G:O2'	26:BA:2853:C:H5'	2.05	0.57
26:BA:2866:U:O2	26:BA:2868:A:H4'	2.05	0.57
26:BA:297:C:H2'	26:BA:298:G:O4'	2.04	0.57
26:BA:988:A:C6	47:B3:13:ILE:HG21	2.40	0.57
27:BD:116:MET:O	27:BD:117:SER:OG	2.17	0.57
27:BD:167:GLU:O	27:BD:170:TYR:N	2.38	0.57
27:BD:128:ALA:HB1	27:BD:190:THR:CA	2.28	0.57
27:BD:80:ILE:CG1	27:BD:80:ILE:O	2.40	0.57
28:BE:107:GLU:O	28:BE:109:ASP:N	2.38	0.57
28:BE:222:ARG:O	28:BE:227:ALA:CB	2.53	0.57
28:BE:203:GLY:CA	28:BE:303:PRO:HD3	2.33	0.57
33:BN:54:VAL:CG1	33:BN:138:THR:CB	2.83	0.57
33:BN:90:LYS:CD	33:BN:90:LYS:O	2.47	0.57
34:BO:101:PRO:C	34:BO:102:VAL:HG23	2.25	0.57
34:BO:25:LEU:HD21	34:BO:40:VAL:CB	2.32	0.57
37:BS:117:ALA:O	37:BS:120:GLU:N	2.38	0.57
37:BS:41:LYS:HZ3	37:BS:68:GLU:CD	2.04	0.57
39:BW:10:VAL:CG1	39:BW:46:PHE:CE2	2.80	0.57
39:BW:8:ARG:HH11	39:BW:8:ARG:HB3	1.68	0.57
40:BX:22:ASN:HA	40:BX:68:LEU:CG	2.34	0.57
42:BZ:147:ILE:HG13	42:BZ:168:VAL:HG11	1.85	0.57
42:BZ:66:VAL:HG22	42:BZ:68:ALA:H	1.69	0.57
1:AA:793:U:O4	1:AA:1517:G:H5''	2.05	0.57
1:AA:673:G:N2	1:AA:734:G:H1'	2.20	0.57
1:AA:965:A:H1'	1:AA:969:A:C8	2.39	0.57
8:AE:152:ARG:NH1	11:AH:42:GLU:O	2.37	0.57
1:AA:1376:U:O3'	10:AG:94:ARG:NH2	2.38	0.57
1:AA:1226:C:C4	16:AM:104:ARG:HG3	2.39	0.57

*Continued on next page...*



*Continued from previous page...*

Atom-1	Atom-2	Interatomic distance (Å)	Clash overlap (Å)
48:B0:59:LEU:O	48:B0:60:PHE:CD1	2.58	0.57
48:B0:77:ARG:C	48:B0:78:PHE:O	2.41	0.57
47:B3:3:ARG:HD3	47:B3:60:GLU:CA	2.35	0.57
47:B3:54:VAL:CG2	47:B3:55:ARG:N	2.59	0.57
26:BA:1011:G:OP2	44:BU:75:ASN:CB	2.52	0.57
26:BA:1215:G:O3'	44:BU:8:ILE:CG2	2.53	0.57
26:BA:1251:C:H5''	44:BU:10:ARG:CD	2.34	0.57
26:BA:121:G:N2	26:BA:131:G:C4	2.72	0.57
26:BA:1675:C:C4	28:BE:225:LYS:CG	2.86	0.57
26:BA:1841:U:H2'	26:BA:1842:G:H8	1.70	0.57
2:AV:25:C:C1'	26:BA:1923:U:OP1	2.52	0.57
26:BA:2093:G:N9	26:BA:2225:A:N6	2.53	0.57
26:BA:2187:G:O2'	26:BA:2188:C:C5'	2.45	0.57
26:BA:2292:C:C4	26:BA:2293:C:C4	2.92	0.57
26:BA:2311:A:C2'	26:BA:2312:U:O5'	2.53	0.57
26:BA:2320:A:N7	37:BS:9:PRO:CD	2.67	0.57
26:BA:2295:C:H42	26:BA:2337:G:H1	1.37	0.57
26:BA:2378:A:N3	37:BS:26:LEU:HD21	2.02	0.57
26:BA:2431:U:O2	26:BA:2432:A:H3'	2.05	0.57
26:BA:2472:G:C2	26:BA:2475:C:C2	2.93	0.57
26:BA:2481:G:O2'	26:BA:2482:G:H8	1.88	0.57
26:BA:2533:A:C8	26:BA:2534:A:C8	2.93	0.57
26:BA:2572:A:C5'	26:BA:2574:G:H4'	2.34	0.57
26:BA:2678:C:H42	26:BA:2729:G:H1	1.52	0.57
26:BA:2681:C:H4'	26:BA:2682:U:H5'	1.87	0.57
26:BA:2693:A:N6	26:BA:2694:G:O6	2.37	0.57
26:BA:2684:U:H3	26:BA:2725:A:N6	2.02	0.57
26:BA:2744:G:N1	26:BA:2745:C:C4	2.72	0.57
26:BA:2808:U:C4	26:BA:2892:A:N7	2.73	0.57
26:BA:687:C:H4'	52:B7:4:THR:CG2	2.29	0.57
26:BA:783:A:H2'	26:BA:784:A:H4'	1.86	0.57
26:BA:993:G:N2	44:BU:54:LYS:HZ1	2.01	0.57
27:BD:144:GLU:CD	27:BD:188:ARG:H	2.08	0.57
27:BD:158:GLY:O	27:BD:194:VAL:HG13	2.04	0.57
27:BD:76:ARG:HG2	27:BD:76:ARG:HH11	1.69	0.57
28:BE:205:THR:HG23	28:BE:259:HIS:CA	1.99	0.57
29:BF:211:ASP:OD2	29:BF:211:ASP:C	2.37	0.57
29:BF:225:PRO:C	29:BF:230:GLY:N	2.43	0.57
30:BG:20:LYS:N	30:BG:76:ARG:HB3	2.19	0.57
32:BI:91:GLY:O	32:BI:92:SER:C	2.42	0.57
34:BO:24:VAL:HG13	34:BO:32:TYR:O	2.02	0.57

*Continued on next page...*



*Continued from previous page...*

Atom-1	Atom-2	Interatomic distance (Å)	Clash overlap (Å)
35:BP:66:VAL:CB	35:BP:67:ARG:NE	2.52	0.57
43:BR:87:TYR:CD1	43:BR:94:TYR:CB	2.84	0.57
37:BS:76:GLY:C	37:BS:83:LEU:HD13	2.25	0.57
38:BT:42:LEU:C	38:BT:44:ARG:CA	2.73	0.57
26:BA:446:G:OP2	44:BU:3:ARG:NH1	2.38	0.57
44:BU:79:PHE:O	44:BU:80:ILE:C	2.43	0.57
39:BW:24:ILE:HB	39:BW:32:ALA:CB	2.34	0.57
39:BW:35:ILE:O	39:BW:39:THR:N	2.37	0.57
41:BY:34:GLU:C	41:BY:35:TYR:CG	2.77	0.57
42:BZ:24:TYR:CA	42:BZ:83:PHE:O	2.51	0.57
42:BZ:66:VAL:CG2	42:BZ:69:VAL:HG23	2.34	0.57
1:AA:39:G:C8	1:AA:498:U:N3	2.72	0.57
1:AA:59:A:H5'	1:AA:60:A:H5'	1.87	0.57
1:AA:673:G:C2	1:AA:734:G:C4	2.92	0.57
7:AD:101:LEU:HD13	7:AD:138:TYR:CD2	2.40	0.57
7:AD:170:VAL:HG12	7:AD:171:GLY:H	1.70	0.57
10:AG:69:VAL:HA	10:AG:138:LYS:HD2	1.86	0.57
19:AP:59:TRP:O	19:AP:64:ALA:HB3	2.05	0.57
1:AA:1325:C:OP1	24:AU:15:ARG:CG	2.51	0.57
3:AW:44:A:H2'	3:AW:45:G:O4'	2.04	0.57
26:BA:922:U:O2'	48:B0:26:PHE:CE2	2.51	0.57
48:B0:37:LEU:HB3	48:B0:69:PHE:HD2	0.78	0.57
26:BA:125:G:C3'	52:B7:19:ARG:HH11	2.06	0.57
26:BA:1521:G:H5'	26:BA:1522:G:C8	2.40	0.57
26:BA:1791:A:C8	26:BA:1792:G:C8	2.93	0.57
26:BA:1791:A:O3'	27:BD:204:PHE:CD2	2.58	0.57
26:BA:2051:A:C5	26:BA:2614:A:C6	2.90	0.57
26:BA:2255:G:N1	26:BA:2256:G:H1'	2.19	0.57
26:BA:2264:C:C5	26:BA:2265:U:C5	2.93	0.57
26:BA:2385:C:C2'	26:BA:2385:C:O2	2.52	0.57
26:BA:199:A:N6	26:BA:2433:A:C8	2.72	0.57
26:BA:807:U:H1'	26:BA:2445:G:OP1	2.04	0.57
26:BA:2556:C:H2'	26:BA:2557:G:H5'	0.57	0.57
26:BA:2583:G:C4	26:BA:2584:U:O2	2.58	0.57
26:BA:2589:A:C6	26:BA:2590:A:C5	2.92	0.57
26:BA:2627:G:C8	26:BA:2627:G:H5'	2.33	0.57
26:BA:2697:G:C5	26:BA:2698:U:C5	2.93	0.57
26:BA:2814:C:H2'	26:BA:2815:C:H6	1.64	0.57
26:BA:2836:U:C2	26:BA:2883:A:C5	2.90	0.57
26:BA:414:C:H2'	26:BA:415:A:C8	2.39	0.57
26:BA:452:G:N2	26:BA:458:G:N3	2.53	0.57

*Continued on next page...*



*Continued from previous page...*

Atom-1	Atom-2	Interatomic distance (Å)	Clash overlap (Å)
26:BA:607:U:H3'	26:BA:608:A:H8	1.69	0.57
25:BB:43:C:H1'	30:BG:47:GLN:HE21	1.69	0.57
27:BD:68:ARG:N	27:BD:68:ARG:HD3	2.20	0.57
27:BD:73:ILE:CB	27:BD:95:TYR:HE2	2.15	0.57
29:BF:194:PHE:HZ	29:BF:207:LEU:HD12	1.68	0.57
29:BF:49:ASP:HB3	29:BF:52:ALA:HB3	1.87	0.57
26:BA:2310:A:C2	30:BG:55:LYS:HD3	2.39	0.57
32:BI:125:GLY:O	32:BI:144:HIS:HA	2.05	0.57
33:BN:27:ALA:C	33:BN:29:GLN:N	2.58	0.57
35:BP:65:ASP:OD1	35:BP:65:ASP:N	2.38	0.57
37:BS:47:LEU:HD12	37:BS:58:LEU:HD23	1.79	0.57
44:BU:9:VAL:O	44:BU:12:ARG:HB2	2.04	0.57
44:BU:55:ARG:O	44:BU:56:ASP:C	2.43	0.57
44:BU:72:HIS:ND1	44:BU:110:VAL:HG11	2.18	0.57
39:BW:50:VAL:HG21	39:BW:103:ILE:CG2	2.34	0.57
39:BW:13:SER:OG	39:BW:16:LYS:HG3	2.04	0.57
39:BW:36:LEU:CA	39:BW:39:THR:HG22	2.33	0.57
39:BW:11:ARG:CZ	39:BW:98:LYS:HB3	2.33	0.57
40:BX:19:ASP:O	40:BX:20:PHE:C	2.43	0.57
40:BX:18:MET:HE3	40:BX:25:GLN:CA	2.35	0.57
41:BY:30:ASP:OD1	41:BY:31:LEU:HG	2.05	0.57
42:BZ:29:ASN:O	42:BZ:30:VAL:HG23	2.05	0.57
42:BZ:37:LYS:CA	42:BZ:40:ASP:OD2	2.44	0.57
1:AA:1377:A:P	10:AG:94:ARG:NH2	2.77	0.57
1:AA:609:A:H2'	1:AA:610:G:O4'	2.05	0.57
1:AA:946:A:H2'	1:AA:947:G:H8	1.70	0.57
1:AA:966:G:H2'	1:AA:967:C:C6	2.40	0.57
8:AE:78:HIS:CG	11:AH:107:LEU:HD11	2.40	0.57
18:AO:63:ARG:HH12	18:AO:87:ILE:HG12	1.70	0.57
19:AP:7:ALA:O	19:AP:17:TYR:HA	2.05	0.57
2:AV:19:G:H5'	2:AV:20:G:P	2.44	0.57
2:AV:8:U:H1'	2:AV:48:C:H1'	1.87	0.57
3:AW:64:A:H2'	3:AW:65:G:O4'	2.04	0.57
48:B0:67:VAL:HG12	48:B0:74:LYS:HA	1.87	0.57
47:B3:27:GLY:O	47:B3:28:LEU:HD23	2.05	0.57
26:BA:1168:G:H2'	26:BA:1169:G:O4'	2.04	0.57
26:BA:1240:U:C3'	26:BA:1241:A:H8	2.14	0.57
26:BA:1545:A:C3'	26:BA:545(A):A:O4'	2.53	0.57
26:BA:1638:C:C4'	26:BA:2710:C:O2	2.52	0.57
26:BA:1743:G:H3'	26:BA:1746:G:P	2.45	0.57
26:BA:2019:A:H2'	26:BA:2020:A:O4'	2.05	0.57

*Continued on next page...*



*Continued from previous page...*

Atom-1	Atom-2	Interatomic distance (Å)	Clash overlap (Å)
26:BA:2195:C:C2	26:BA:2196:C:C6	2.93	0.57
26:BA:2252:G:C3'	26:BA:2253:G:H5'	2.34	0.57
26:BA:2285:C:H4'	26:BA:2288:A:H61	1.38	0.57
26:BA:2299:G:O6	26:BA:2300:G:O6	2.22	0.57
26:BA:2333:A:H3'	37:BS:13:ARG:CD	2.27	0.57
26:BA:2341:G:H2'	26:BA:2342:C:C6	2.40	0.57
26:BA:2350:C:C2'	26:BA:2351:G:O5'	2.52	0.57
26:BA:2385:C:C4	26:BA:2386:C:C5	2.90	0.57
26:BA:2396:G:O2'	49:B4:27:THR:N	2.37	0.57
26:BA:2523:G:O2'	26:BA:2524:G:H5'	2.05	0.57
26:BA:2546:U:H5'	26:BA:2565:A:H2	1.39	0.57
26:BA:2515:C:N3	26:BA:2569:G:N2	2.53	0.57
26:BA:2574:G:N3	26:BA:2575:C:C5	2.65	0.57
26:BA:2701:C:H5	26:BA:2703:C:OP2	1.87	0.57
26:BA:2745:C:O2'	31:BH:142:GLU:CD	2.43	0.57
26:BA:2821:A:N3	26:BA:2822:G:C4	2.71	0.57
26:BA:2868:A:H2'	26:BA:2869:G:H5'	1.87	0.57
26:BA:2896:C:H6	26:BA:2896:C:H3'	1.62	0.57
26:BA:380:U:O2'	49:B4:15:ILE:CA	2.53	0.57
26:BA:630(A):C:C3'	26:BA:1631:A:P	2.93	0.57
26:BA:780:G:C6	27:BD:233:ASP:OD2	2.55	0.57
28:BE:44:TYR:CG	28:BE:307:LEU:C	2.78	0.57
26:BA:674:G:H5'	29:BF:69:HIS:HA	1.83	0.57
30:BG:21:VAL:HG13	30:BG:132:VAL:HA	1.85	0.57
30:BG:149:ARG:C	30:BG:151:ILE:H	2.05	0.57
31:BH:27:GLY:HA3	31:BH:78:VAL:HG12	1.86	0.57
32:BI:132:LYS:HA	32:BI:138:THR:CB	2.35	0.57
32:BI:3:VAL:CB	32:BI:21:VAL:HG23	2.34	0.57
55:BK:57:VAL:HG12	55:BK:57:VAL:O	2.04	0.57
33:BN:4:ALA:O	33:BN:5:GLU:C	2.43	0.57
33:BN:77:GLY:O	33:BN:79:PHE:CA	2.50	0.57
34:BO:91:LYS:HB3	34:BO:111:PHE:CE2	2.40	0.57
35:BP:116:HIS:CG	35:BP:118:LEU:HD11	2.39	0.57
35:BP:124:ASP:HB3	35:BP:130:ARG:HH21	1.67	0.57
35:BP:142:LEU:O	35:BP:143:THR:C	2.42	0.57
36:BQ:51:GLU:HA	36:BQ:118:ALA:CA	2.34	0.57
43:BR:94:TYR:C	43:BR:117:VAL:HG12	2.25	0.57
34:BO:80:ASP:HB2	38:BT:23:HIS:HA	1.87	0.57
38:BT:9:CYS:O	38:BT:9:CYS:SG	2.63	0.57
26:BA:447:A:P	44:BU:5:LYS:NZ	2.77	0.57
44:BU:88:ILE:CG2	45:BV:52:GLY:HA2	2.35	0.57

*Continued on next page...*



*Continued from previous page...*

Atom-1	Atom-2	Interatomic distance (Å)	Clash overlap (Å)
39:BW:12:ILE:HG23	39:BW:13:SER:H	1.69	0.57
41:BY:20:HIS:O	41:BY:22:GLN:N	2.38	0.57
42:BZ:116:VAL:O	42:BZ:116:VAL:HG13	2.04	0.57
42:BZ:105:GLN:HB2	42:BZ:141:MET:HG2	1.85	0.57
1:AA:1080:A:H5'	8:AE:14:ARG:HH22	1.70	0.57
1:AA:1192:C:H3'	1:AA:1192:C:H6	1.70	0.57
1:AA:677:U:H2'	1:AA:678:U:C6	2.40	0.57
3:AW:37:YYG:H193	10:AG:79:ARG:HG2	1.87	0.57
1:AA:986:A:N3	22:AS:52:TYR:HE2	1.85	0.57
26:BA:95:G:H1'	46:B2:42:ASN:CB	2.35	0.57
47:B3:5:LYS:HA	47:B3:36:VAL:HG12	1.87	0.57
47:B3:59:VAL:CG1	47:B3:60:GLU:N	2.49	0.57
53:B8:14:ILE:HG23	53:B8:15:LYS:N	2.19	0.57
26:BA:2192:G:OP2	26:BA:2192:G:C8	2.54	0.57
26:BA:198:C:O2'	26:BA:2243:U:O2'	2.16	0.57
26:BA:2320:A:C5	37:BS:9:PRO:CB	2.81	0.57
26:BA:2344:U:H2'	26:BA:2345:G:OP2	2.05	0.57
26:BA:835:A:H4'	26:BA:2358:G:O2'	2.04	0.57
26:BA:2453:A:H2	26:BA:2504:U:O2	1.88	0.57
26:BA:2509:G:HO2'	26:BA:2510:C:H5'	1.61	0.57
26:BA:2617:C:O2'	26:BA:2618:G:C5'	2.52	0.57
26:BA:2637:U:C2	26:BA:2782:G:C2	2.93	0.57
26:BA:2722:G:N1	26:BA:2723:C:N4	2.48	0.57
26:BA:2729:G:N1	26:BA:2730:C:N3	2.53	0.57
26:BA:2729:G:O2'	26:BA:2730:C:C5'	2.52	0.57
26:BA:2811:G:H22	26:BA:2891:G:H1'	1.68	0.57
26:BA:265:A:N7	26:BA:428:A:C6	2.73	0.57
26:BA:449:A:P	29:BF:85:LYS:HA	2.45	0.57
26:BA:706:A:C8	26:BA:706:A:O5'	2.53	0.57
26:BA:775:G:H2'	26:BA:794:G:C5	2.38	0.57
27:BD:142:ASN:N	27:BD:142:ASN:ND2	2.52	0.57
28:BE:271:ILE:HD11	28:BE:294:THR:HG22	1.85	0.57
28:BE:73:ILE:HB	28:BE:294:THR:OG1	2.04	0.57
29:BF:100:LEU:O	29:BF:101:ASP:C	2.43	0.57
32:BI:9:VAL:O	32:BI:9:VAL:CG1	2.50	0.57
26:BA:1063:G:P	55:BK:77:PHE:CE1	2.98	0.57
55:BK:85:ILE:HG23	55:BK:85:ILE:O	2.04	0.57
33:BN:136:SER:OG	33:BN:141:ALA:HA	2.05	0.57
33:BN:13:ASP:CA	33:BN:38:VAL:HG12	1.84	0.57
34:BO:8:LEU:CB	34:BO:83:ALA:HA	2.12	0.57
36:BQ:58:HIS:H	36:BQ:112:ALA:HB2	1.69	0.57

*Continued on next page...*



*Continued from previous page...*

Atom-1	Atom-2	Interatomic distance (Å)	Clash overlap (Å)
43:BR:88:ARG:O	43:BR:89:ASP:HB3	2.03	0.57
30:BG:146:LYS:HE3	37:BS:15:GLU:CD	2.25	0.57
26:BA:2378:A:H1'	37:BS:26:LEU:HD22	1.87	0.57
38:BT:13:ILE:HG13	38:BT:33:SER:HB2	1.87	0.57
39:BW:11:ARG:NH2	39:BW:98:LYS:CB	2.54	0.57
40:BX:16:ASN:OD1	40:BX:16:ASN:N	2.33	0.57
41:BY:19:ARG:NH1	41:BY:67:LEU:C	2.58	0.57
41:BY:26:THR:C	41:BY:27:LEU:CG	2.68	0.57
41:BY:44:ALA:HB1	41:BY:65:VAL:HG22	1.87	0.57
42:BZ:107:GLU:OE2	42:BZ:141:MET:CG	2.51	0.57
26:BA:875:G:H5''	42:BZ:146:HIS:CG	2.40	0.57
1:AA:267:C:OP2	20:AQ:67:LYS:HD3	2.04	0.56
1:AA:436:C:C2	1:AA:437:U:N3	2.73	0.56
1:AA:826:C:H5'	11:AH:12:ARG:NE	2.09	0.56
5:AB:164:VAL:HG21	5:AB:170:GLU:CB	2.35	0.56
5:AB:46:LYS:HA	5:AB:46:LYS:HE2	1.86	0.56
3:AW:75:C:C5	49:B4:28:ARG:N	2.66	0.56
47:B3:6:VAL:HG22	47:B3:54:VAL:CG2	2.32	0.56
53:B8:4:MET:HG2	53:B8:5:LYS:N	2.19	0.56
26:BA:1080:C:O2	55:BK:127:ILE:HD11	2.04	0.56
26:BA:148:C:C4	26:BA:149:A:N6	2.73	0.56
26:BA:1857:G:H1	26:BA:1884:A:N6	2.03	0.56
26:BA:2284:C:O2	26:BA:2284:C:H2'	2.04	0.56
26:BA:2343:C:C2'	26:BA:2344:U:H5'	2.35	0.56
26:BA:2423:U:C1'	26:BA:2425:A:C5	2.88	0.56
26:BA:2644:G:P	26:BA:2644:G:C8	2.97	0.56
26:BA:712(A):A:C5'	26:BA:2714:G:OP2	2.49	0.56
26:BA:2808:U:N3	26:BA:2892:A:N7	2.52	0.56
26:BA:2691:C:O2'	26:BA:2871:C:O2'	2.23	0.56
26:BA:2884:U:C6	26:BA:2885:C:C6	2.93	0.56
26:BA:76:C:H4'	46:B2:55:ARG:CG	2.34	0.56
26:BA:989:G:OP2	47:B3:11:SER:OG	2.23	0.56
25:BB:59:A:C6	25:BB:60:C:C2	2.93	0.56
28:BE:269:ILE:HD11	28:BE:296:VAL:HA	1.85	0.56
30:BG:18:ILE:C	30:BG:135:VAL:HG21	2.25	0.56
35:BP:67:ARG:HG2	35:BP:68:GLU:H	1.69	0.56
36:BQ:49:VAL:CG2	36:BQ:120:HIS:C	2.71	0.56
36:BQ:59:ASN:O	36:BQ:61:LEU:N	2.38	0.56
37:BS:110:THR:HG1	37:BS:111:PRO:HD2	1.64	0.56
37:BS:46:GLN:CD	37:BS:57:THR:HG21	2.25	0.56
44:BU:108:ALA:O	44:BU:110:VAL:CA	2.52	0.56

*Continued on next page...*



*Continued from previous page...*

Atom-1	Atom-2	Interatomic distance (Å)	Clash overlap (Å)
45:BV:3:ALA:HB3	45:BV:12:TYR:HH	1.68	0.56
45:BV:61:VAL:HG11	45:BV:95:ILE:C	2.24	0.56
45:BV:63:HIS:HA	45:BV:95:ILE:CG1	2.33	0.56
39:BW:83:LYS:HG2	39:BW:97:LYS:CD	2.24	0.56
40:BX:25:GLN:NE2	40:BX:65:VAL:HG22	2.19	0.56
26:BA:84:A:OP1	41:BY:20:HIS:NE2	2.37	0.56
1:AA:1225:A:H4'	22:AS:78:ARG:HD3	1.87	0.56
1:AA:1323:G:H2'	1:AA:1324:A:C8	2.39	0.56
1:AA:228:A:O2'	19:AP:62:VAL:HG21	2.04	0.56
1:AA:867:G:HO2'	1:AA:873:A:N6	2.03	0.56
1:AA:1222:G:H5''	22:AS:78:ARG:HH21	1.70	0.56
53:B8:5:LYS:HB3	53:B8:59:LYS:O	2.05	0.56
54:B9:24:LEU:HD22	54:B9:35:ARG:HG3	1.87	0.56
26:BA:197:A:H61	26:BA:248:G:H22	1.53	0.56
26:BA:2299:G:C2'	26:BA:2300:G:H5'	2.34	0.56
26:BA:2064:C:N1	26:BA:2450:A:N6	2.54	0.56
26:BA:2655:G:H2'	26:BA:2655:G:N3	2.19	0.56
26:BA:2657:A:C6	26:BA:2664:G:N2	2.53	0.56
26:BA:2681:C:H4'	28:BE:48:MET:SD	2.44	0.56
26:BA:270(I):G:N2	26:BA:270(R):G:H1'	2.20	0.56
26:BA:2740:A:C2'	26:BA:2741:A:N7	2.64	0.56
26:BA:2880:C:N3	26:BA:2881:C:C4	2.73	0.56
26:BA:515:A:H2'	26:BA:516:C:H6	1.69	0.56
26:BA:605:C:H2'	26:BA:606:U:C6	2.40	0.56
26:BA:664:C:H2'	26:BA:665:C:C6	2.39	0.56
26:BA:685:A:O4'	26:BA:688:U:O4	2.22	0.56
26:BA:678:C:H42	26:BA:799:G:H1	1.53	0.56
26:BA:945:A:H2'	26:BA:945:A:N3	2.20	0.56
29:BF:196:THR:HG22	29:BF:197:SER:N	2.20	0.56
26:BA:2316:C:C4'	30:BG:151:ILE:HD11	1.93	0.56
30:BG:18:ILE:CG2	30:BG:19:GLU:N	2.47	0.56
31:BH:121:GLU:OE2	31:BH:133:LYS:O	2.23	0.56
55:BK:32:GLY:O	55:BK:60:VAL:HG21	2.05	0.56
33:BN:4:ALA:O	33:BN:5:GLU:O	2.23	0.56
33:BN:65:ASN:HB2	33:BN:68:GLY:O	2.05	0.56
34:BO:35:ILE:CG1	34:BO:65:THR:HG22	2.35	0.56
26:BA:1665:A:C3'	34:BO:66:LYS:HE2	2.11	0.56
34:BO:9:LYS:H	34:BO:83:ALA:HB2	1.70	0.56
35:BP:65:ASP:HB3	35:BP:109:LEU:CA	2.31	0.56
37:BS:17:ARG:HD3	37:BS:17:ARG:O	2.04	0.56
37:BS:32:PRO:HA	37:BS:49:THR:OG1	2.04	0.56

*Continued on next page...*



*Continued from previous page...*

Atom-1	Atom-2	Interatomic distance (Å)	Clash overlap (Å)
38:BT:45:GLU:HG3	38:BT:47:ARG:O	2.06	0.56
44:BU:111:ASP:CA	44:BU:114:ARG:HD2	2.29	0.56
44:BU:63:GLN:C	44:BU:65:ILE:H	2.09	0.56
45:BV:69:ILE:HD12	45:BV:69:ILE:N	2.20	0.56
41:BY:23:VAL:HG12	41:BY:23:VAL:O	2.04	0.56
41:BY:43:ASN:O	41:BY:44:ALA:CB	2.52	0.56
1:AA:1070:U:C4	1:AA:1085:U:C5	2.93	0.56
1:AA:1269:A:O4'	1:AA:1326:C:O4'	2.24	0.56
1:AA:826:C:O5'	1:AA:826:C:H6	1.87	0.56
1:AA:867:G:N3	1:AA:873:A:C2	2.74	0.56
7:AD:15:GLU:CG	7:AD:63:LYS:CB	2.31	0.56
1:AA:1330:U:P	16:AM:25:ILE:O	2.62	0.56
1:AA:1222:G:H5''	22:AS:78:ARG:NE	2.20	0.56
1:AA:1340:A:O2'	2:AV:31:A:C4'	2.52	0.56
48:B0:36:ILE:O	48:B0:36:ILE:CG2	2.52	0.56
47:B3:30:ARG:HE	47:B3:33:GLN:CG	2.16	0.56
50:B5:33:CYS:HB2	50:B5:37:HIS:CA	2.36	0.56
26:BA:1249:U:C6	26:BA:1249:U:H3'	2.41	0.56
26:BA:136:G:O3'	26:BA:137:C:H4'	2.04	0.56
26:BA:124:G:OP1	26:BA:1376:C:H1'	2.05	0.56
26:BA:2261:C:N3	26:BA:2262:U:C5	2.73	0.56
26:BA:830:G:O6	26:BA:2446:G:H1'	2.05	0.56
26:BA:2472:G:N2	26:BA:2477:C:OP1	2.24	0.56
26:BA:24:G:O3'	39:BW:102:HIS:NE2	2.37	0.56
26:BA:2564:A:OP1	26:BA:2648:C:H4'	2.06	0.56
26:BA:2605:U:C2'	26:BA:2606:C:O5'	2.53	0.56
26:BA:2695:C:O2'	26:BA:2696:U:H6	1.76	0.56
26:BA:2734:A:C8	26:BA:2734:A:C4'	2.88	0.56
26:BA:2862:G:H2'	26:BA:2863:C:H5	1.70	0.56
26:BA:404:C:O5'	26:BA:404:C:H6	1.87	0.56
26:BA:664:C:H2'	26:BA:665:C:H6	1.69	0.56
26:BA:684:G:C4	26:BA:775:G:O6	2.58	0.56
26:BA:994:C:H4'	26:BA:994:C:OP2	2.05	0.56
27:BD:111:VAL:C	27:BD:113:MET:N	2.57	0.56
27:BD:163:VAL:HA	27:BD:172:ILE:O	2.06	0.56
28:BE:186:GLU:O	28:BE:187:HIS:CD2	2.58	0.56
28:BE:270:ASP:O	28:BE:271:ILE:HG13	2.05	0.56
28:BE:45:LYS:CE	28:BE:303:PRO:HD2	2.32	0.56
29:BF:193:LEU:HD13	29:BF:223:LEU:HB3	1.86	0.56
30:BG:103:ASN:CG	30:BG:133:ASN:HA	2.25	0.56
31:BH:104:LEU:HB2	31:BH:151:ARG:NH2	2.15	0.56

*Continued on next page...*



*Continued from previous page...*

Atom-1	Atom-2	Interatomic distance (Å)	Clash overlap (Å)
32:BI:24:GLY:O	32:BI:29:PHE:CE1	2.58	0.56
32:BI:54:GLU:HA	32:BI:54:GLU:OE1	2.05	0.56
26:BA:1059:G:H1'	55:BK:117:ASN:OD1	2.05	0.56
55:BK:92:PRO:HB3	55:BK:134:SER:O	2.03	0.56
34:BO:10:VAL:HG12	34:BO:11:ALA:N	2.20	0.56
35:BP:110:GLY:H	35:BP:126:SER:HG	1.54	0.56
36:BQ:35:ASN:H	36:BQ:76:GLY:H	1.53	0.56
36:BQ:66:ASN:O	36:BQ:67:ALA:C	2.42	0.56
43:BR:65:LEU:O	43:BR:67:LEU:N	2.38	0.56
43:BR:78:LYS:O	43:BR:82:GLU:CG	2.53	0.56
38:BT:53:ASP:O	38:BT:56:ARG:CZ	2.53	0.56
38:BT:10:GLY:HA2	38:BT:53:ASP:OD2	2.06	0.56
39:BW:23:LEU:O	39:BW:24:ILE:C	2.44	0.56
39:BW:37:ARG:HH22	50:B5:48:ASN:ND2	2.02	0.56
39:BW:46:PHE:O	39:BW:47:VAL:C	2.43	0.56
39:BW:84:ARG:O	39:BW:96:ILE:HD12	2.05	0.56
40:BX:13:LYS:HA	40:BX:16:ASN:CG	2.25	0.56
40:BX:76:GLU:OE1	40:BX:77:VAL:CA	2.53	0.56
26:BA:338:G:H8	41:BY:21:LYS:HB2	1.70	0.56
36:BQ:42:TYR:CZ	42:BZ:116:VAL:HG21	2.41	0.56
42:BZ:79:ILE:HG22	42:BZ:80:HIS:ND1	2.20	0.56
1:AA:116:A:H2	1:AA:314:C:C4'	2.18	0.56
1:AA:1278:U:C5'	1:AA:1279:A:C5'	2.73	0.56
1:AA:908:A:H2'	1:AA:909:A:H8	1.69	0.56
1:AA:968:A:H5''	1:AA:969:A:OP2	2.05	0.56
3:AW:37:YYG:H191	10:AG:83:ALA:O	2.02	0.56
1:AA:1313:U:C4	22:AS:4:SER:OG	2.45	0.56
48:B0:33:ALA:HB3	48:B0:66:LYS:N	2.13	0.56
46:B2:12:THR:C	46:B2:16:ARG:HD2	2.25	0.56
46:B2:7:GLU:CG	46:B2:8:ILE:H	2.18	0.56
47:B3:6:VAL:HG23	47:B3:54:VAL:HG23	1.88	0.56
51:B6:8:ILE:HG22	51:B6:28:ARG:HB2	1.85	0.56
53:B8:60:LEU:HD23	53:B8:61:MET:O	2.04	0.56
54:B9:17:VAL:CG1	54:B9:18:ARG:N	2.67	0.56
26:BA:1254:A:H3'	26:BA:1256:G:H5''	1.86	0.56
26:BA:1263:U:C1'	50:B5:16:ARG:NH2	2.68	0.56
26:BA:1611:C:H2'	26:BA:1612:C:C6	2.40	0.56
26:BA:414:C:H5''	26:BA:1879:C:O2'	2.05	0.56
26:BA:2045:C:N4	26:BA:2624:G:N1	2.53	0.56
26:BA:2225:A:H5''	26:BA:2226:C:C4'	2.34	0.56
26:BA:2443:C:C6	26:BA:2444:G:C8	2.93	0.56

*Continued on next page...*



*Continued from previous page...*

Atom-1	Atom-2	Interatomic distance (Å)	Clash overlap (Å)
26:BA:2447:G:C6	26:BA:2500:U:C4	2.93	0.56
26:BA:2592:G:C5	26:BA:2593:U:C4	2.91	0.56
26:BA:2606:C:O2'	26:BA:2607:G:O5'	2.23	0.56
26:BA:2581:G:C6	26:BA:2610:C:H2'	2.40	0.56
26:BA:2707:G:O2'	26:BA:2708:G:O5'	2.22	0.56
26:BA:2712:U:O3'	26:BA:2714:G:OP2	2.22	0.56
26:BA:59:U:O4'	26:BA:73:A:C6	2.58	0.56
26:BA:961:C:C4	26:BA:2031:A:N3	2.74	0.56
27:BD:131:LEU:CA	27:BD:134:ILE:HD12	2.35	0.56
27:BD:138:THR:O	27:BD:162:GLN:CA	2.50	0.56
27:BD:146:LYS:CB	27:BD:147:PRO:HD2	2.33	0.56
28:BE:221:LYS:CE	28:BE:233:ARG:CA	2.64	0.56
28:BE:205:THR:HG22	28:BE:259:HIS:C	2.18	0.56
28:BE:45:LYS:NZ	28:BE:303:PRO:HD2	2.17	0.56
28:BE:71:THR:CG2	28:BE:299:SER:HA	2.36	0.56
31:BH:55:SER:OG	31:BH:60:HIS:HB2	2.05	0.56
32:BI:122:ARG:O	32:BI:124:LEU:N	2.38	0.56
32:BI:133:LEU:CD1	32:BI:139:ALA:HB3	2.25	0.56
32:BI:96:LYS:C	32:BI:98:ILE:N	2.58	0.56
55:BK:67:THR:O	55:BK:68:PHE:CG	2.58	0.56
35:BP:64:ILE:HD12	35:BP:106:VAL:CG1	2.34	0.56
36:BQ:47:GLU:HB3	36:BQ:123:ILE:HG12	1.87	0.56
36:BQ:70:ARG:HD2	36:BQ:71:PHE:HE1	1.69	0.56
43:BR:20:LEU:HD21	43:BR:24:GLN:CD	2.26	0.56
43:BR:59:ASP:O	43:BR:60:LEU:C	2.44	0.56
43:BR:71:GLN:O	43:BR:72:ASP:HB2	2.04	0.56
37:BS:12:ARG:HB2	37:BS:20:TYR:OH	2.05	0.56
37:BS:80:SER:O	37:BS:83:LEU:HD13	2.05	0.56
44:BU:13:ARG:NH1	44:BU:13:ARG:CG	2.46	0.56
44:BU:4:ALA:C	44:BU:6:THR:H	1.95	0.56
45:BV:50:ASP:HB2	45:BV:53:LYS:H	1.71	0.56
44:BU:88:ILE:CB	45:BV:52:GLY:HA2	2.34	0.56
40:BX:33:SER:CA	40:BX:37:VAL:HG21	2.36	0.56
40:BX:3:ASP:CG	40:BX:4:VAL:N	2.58	0.56
40:BX:23:LYS:HA	40:BX:67:ARG:CA	2.35	0.56
41:BY:67:LEU:O	41:BY:70:ALA:N	2.36	0.56
42:BZ:141:MET:HB2	42:BZ:171:VAL:HG11	1.84	0.56
42:BZ:51:LEU:CD1	42:BZ:64:ALA:H	2.17	0.56
1:AA:1181:G:H4'	1:AA:1184:G:C4'	2.36	0.56
1:AA:39:G:C8	1:AA:547:A:N7	2.74	0.56
7:AD:78:LEU:CD2	7:AD:139:ARG:NH2	2.66	0.56

*Continued on next page...*



*Continued from previous page...*

Atom-1	Atom-2	Interatomic distance (Å)	Clash overlap (Å)
20:AQ:87:LYS:O	20:AQ:91:ARG:CB	2.52	0.56
3:AW:9:A:C2	3:AW:45:G:N7	2.74	0.56
48:B0:42:GLY:HA3	48:B0:66:LYS:HA	1.78	0.56
48:B0:80:SER:OG	48:B0:84:ALA:HB2	2.05	0.56
47:B3:5:LYS:HG3	47:B3:36:VAL:CG1	2.36	0.56
47:B3:7:LYS:HG2	47:B3:8:LEU:N	2.21	0.56
26:BA:145:G:H4'	40:BX:1:SER:CB	2.27	0.56
26:BA:1657:C:H3'	26:BA:1657:C:C6	2.41	0.56
26:BA:1783:A:C6	26:BA:2587:A:C2	2.93	0.56
26:BA:2022:U:C3'	26:BA:2617:C:H4'	2.35	0.56
26:BA:2080:G:C2	26:BA:2241:A:C2	2.93	0.56
26:BA:2278:A:H4'	36:BQ:19:TYR:CB	2.22	0.56
26:BA:2334:G:OP1	37:BS:12:ARG:O	2.22	0.56
26:BA:2364:C:H5'	48:B0:38:VAL:HG11	1.88	0.56
26:BA:2509:G:N2	26:BA:2510:C:H1'	2.20	0.56
26:BA:2562:U:N3	26:BA:2563:U:N3	2.44	0.56
26:BA:2603:G:C2'	26:BA:2604:U:O5'	2.53	0.56
26:BA:2607:G:O6	26:BA:2608:G:N2	2.38	0.56
26:BA:2636:U:C3'	28:BE:84:ARG:HH12	2.19	0.56
26:BA:373:U:H4'	26:BA:374:A:C8	2.40	0.56
26:BA:38:A:H1'	29:BF:46:TYR:CE2	2.40	0.56
26:BA:671:C:N4	26:BA:809:G:N1	2.53	0.56
26:BA:963:U:H2'	26:BA:964:C:H6	1.70	0.56
27:BD:125:ILE:CG2	27:BD:126:GLY:N	2.68	0.56
27:BD:73:ILE:HB	27:BD:95:TYR:CE2	2.37	0.56
28:BE:186:GLU:C	28:BE:187:HIS:CG	2.79	0.56
29:BF:98:ARG:N	29:BF:98:ARG:HD3	2.21	0.56
31:BH:83:GLU:CA	31:BH:83:GLU:OE2	2.52	0.56
26:BA:270(O):U:C4	32:BI:53:LYS:NZ	2.73	0.56
55:BK:112:LYS:O	55:BK:113:MET:C	2.44	0.56
55:BK:66:PHE:O	55:BK:67:THR:CB	2.52	0.56
33:BN:106:GLY:CA	33:BN:107:ASN:ND2	2.68	0.56
33:BN:60:ARG:HB3	33:BN:71:TYR:HD2	1.69	0.56
35:BP:101:ASP:C	35:BP:102:ASP:OD1	2.43	0.56
35:BP:73:VAL:HG13	35:BP:76:LEU:HB3	1.87	0.56
36:BQ:142:LYS:C	36:BQ:142:LYS:HE2	2.20	0.56
36:BQ:47:GLU:OE1	36:BQ:47:GLU:CA	2.54	0.56
36:BQ:71:PHE:CD1	36:BQ:71:PHE:N	2.73	0.56
43:BR:107:ASP:OD1	43:BR:108:GLY:C	2.44	0.56
43:BR:79:LEU:HD22	43:BR:80:PHE:HA	1.87	0.56
37:BS:34:LEU:HD21	37:BS:102:LEU:CB	2.35	0.56

*Continued on next page...*



*Continued from previous page...*

Atom-1	Atom-2	Interatomic distance (Å)	Clash overlap (Å)
44:BU:13:ARG:CZ	44:BU:13:ARG:N	2.62	0.56
44:BU:7:GLY:C	44:BU:8:ILE:HD13	2.23	0.56
41:BY:101:LEU:CD2	41:BY:112:LEU:CG	2.78	0.56
42:BZ:67:LYS:CB	42:BZ:67:LYS:NZ	2.68	0.56
42:BZ:6:LYS:CA	42:BZ:31:SER:CB	2.78	0.56
1:AA:1115:C:O4'	17:AN:61:TRP:HA	2.06	0.56
1:AA:573:A:H2'	1:AA:574:A:C8	2.40	0.56
7:AD:173:TRP:CD2	7:AD:189:PRO:HB3	2.41	0.56
7:AD:24:GLU:CA	7:AD:112:VAL:CG1	2.83	0.56
1:AA:1317:C:OP1	17:AN:16:PHE:HB3	2.05	0.56
48:B0:64:ASP:C	48:B0:66:LYS:HZ1	2.08	0.56
46:B2:27:LEU:HD23	46:B2:49:LEU:HD13	1.88	0.56
26:BA:1186:G:H2'	26:BA:1187:G:H8	1.70	0.56
26:BA:1364:G:N2	26:BA:1366:A:H3'	2.18	0.56
26:BA:2021:C:OP2	50:B5:12:SER:HB3	2.06	0.56
26:BA:2255:G:C4	26:BA:2256:G:C8	2.93	0.56
26:BA:2410:G:C2'	26:BA:2411:A:N7	2.63	0.56
26:BA:2431:U:C2'	26:BA:2432:A:H3'	2.31	0.56
26:BA:2468:G:H8	26:BA:2476:A:N1	1.97	0.56
26:BA:2657:A:N7	26:BA:2658:C:C4	2.64	0.56
26:BA:2809:A:H5'	26:BA:2809:A:N3	2.21	0.56
26:BA:2839:G:N1	26:BA:2840:C:N3	2.52	0.56
26:BA:338:G:C4'	41:BY:24:ARG:NH1	2.68	0.56
28:BE:192:ILE:O	28:BE:194:ARG:CG	2.54	0.56
28:BE:211:GLN:O	28:BE:216:ARG:NE	2.36	0.56
29:BF:138:VAL:C	29:BF:139:VAL:HG23	2.25	0.56
30:BG:19:GLU:CA	30:BG:135:VAL:HG21	2.27	0.56
30:BG:24:HIS:HB2	30:BG:72:LYS:HD3	1.88	0.56
32:BI:8:ASP:O	32:BI:9:VAL:CB	2.53	0.56
36:BQ:67:ALA:CB	36:BQ:71:PHE:HE1	2.18	0.56
43:BR:51:LEU:CD1	43:BR:70:LEU:HD21	2.35	0.56
43:BR:67:LEU:CD1	43:BR:68:ARG:N	2.64	0.56
38:BT:21:PHE:HB2	38:BT:31:PHE:HD1	1.69	0.56
44:BU:105:ALA:O	44:BU:106:PHE:O	2.24	0.56
44:BU:108:ALA:O	44:BU:111:ASP:N	2.36	0.56
44:BU:13:ARG:O	44:BU:14:HIS:C	2.44	0.56
41:BY:41:ARG:C	41:BY:112:LEU:HB3	2.26	0.56
42:BZ:37:LYS:CA	42:BZ:40:ASP:CG	2.73	0.56
1:AA:1382:C:O5'	1:AA:1382:C:H6	1.88	0.56
1:AA:15:G:H4'	8:AE:24:ARG:HH22	1.70	0.56
1:AA:590:C:H5''	11:AH:30:ARG:CD	2.35	0.56

*Continued on next page...*



*Continued from previous page...*

Atom-1	Atom-2	Interatomic distance (Å)	Clash overlap (Å)
8:AE:105:VAL:HB	8:AE:106:PRO:HD3	1.86	0.56
1:AA:563:A:C2	15:AL:15:ARG:NH1	2.73	0.56
21:AR:80:PRO:C	21:AR:82:THR:H	2.08	0.56
3:AW:14:A:C6	3:AW:22:G:N3	2.74	0.56
48:B0:68:VAL:HG12	48:B0:71:ASN:HD22	1.70	0.56
26:BA:851:U:O2'	47:B3:45:GLY:HA3	2.06	0.56
25:BB:83:G:C5'	47:B3:52:HIS:HD2	2.17	0.56
50:B5:46:CYS:C	50:B5:48:ASN:N	2.57	0.56
53:B8:26:LYS:CG	53:B8:44:LYS:C	2.62	0.56
53:B8:25:PHE:HA	53:B8:46:LYS:HG2	1.87	0.56
26:BA:2250:G:H5''	36:BQ:102:ARG:CG	2.35	0.56
26:BA:2287:A:N1	26:BA:2289:G:N9	2.48	0.56
26:BA:2464:C:N3	26:BA:2486:G:N2	2.53	0.56
26:BA:2493:U:O2	26:BA:2493:U:C2'	2.46	0.56
26:BA:2530:A:C3'	26:BA:2531:A:C5'	2.83	0.56
26:BA:2687:U:C2'	26:BA:2687:U:O2	2.40	0.56
26:BA:2721:A:C4	26:BA:2722:G:C8	2.93	0.56
26:BA:2783:G:C5	26:BA:2784:C:H5	2.23	0.56
26:BA:280:C:O2'	26:BA:281:G:H3'	2.05	0.56
26:BA:286:C:H2'	26:BA:287:C:H5'	1.88	0.56
25:BB:76:G:OP1	42:BZ:10:PRO:CB	2.45	0.56
27:BD:134:ILE:HG21	27:BD:163:VAL:HG21	1.88	0.56
27:BD:66:PHE:O	27:BD:67:LYS:CG	2.54	0.56
28:BE:200:ASP:HA	28:BE:266:LYS:CG	2.36	0.56
29:BF:33:LYS:O	29:BF:36:ARG:HG2	2.06	0.56
31:BH:148:ARG:HH11	31:BH:163:TYR:CA	2.00	0.56
32:BI:115:ILE:CG2	32:BI:129:VAL:HG11	2.35	0.56
34:BO:112:MET:O	34:BO:115:ILE:CG1	2.49	0.56
34:BO:88:ARG:C	34:BO:90:ASP:N	2.48	0.56
35:BP:73:VAL:C	35:BP:76:LEU:H	2.08	0.56
36:BQ:136:TRP:CE3	36:BQ:139:ALA:HB2	2.40	0.56
26:BA:910:A:C3'	36:BQ:17:ARG:NH2	2.68	0.56
36:BQ:45:GLN:OE1	36:BQ:152:SER:HB3	2.05	0.56
36:BQ:46:VAL:O	36:BQ:124:ALA:CA	2.53	0.56
36:BQ:93:ILE:O	36:BQ:94:ARG:CB	2.52	0.56
37:BS:31:LYS:C	37:BS:101:VAL:HG12	2.26	0.56
44:BU:85:ARG:O	44:BU:86:ALA:O	2.23	0.56
41:BY:102:ASP:C	41:BY:103:LEU:HG	2.26	0.56
42:BZ:163:ASP:CB	42:BZ:164:PRO:CD	2.79	0.56
1:AA:1259:C:H1'	1:AA:1283:G:H21	1.70	0.56
1:AA:1347:G:H22	1:AA:1373:G:C2'	2.16	0.56

*Continued on next page...*



*Continued from previous page...*

Atom-1	Atom-2	Interatomic distance (Å)	Clash overlap (Å)
1:AA:261:U:H5	23:AT:79:ARG:NH2	2.03	0.56
1:AA:944:G:C8	1:AA:945:G:N7	2.73	0.56
3:AW:37:YYG:H192	10:AG:83:ALA:O	2.01	0.56
48:B0:38:VAL:C	48:B0:40:GLN:CG	2.64	0.56
49:B4:20:VAL:HG12	49:B4:20:VAL:O	2.05	0.56
50:B5:12:SER:HB3	50:B5:15:LYS:HZ1	0.75	0.56
51:B6:17:GLY:O	51:B6:18:THR:CB	2.54	0.56
52:B7:30:ILE:O	52:B7:31:LEU:C	2.44	0.56
53:B8:55:TRP:O	53:B8:56:ALA:C	2.44	0.56
26:BA:1021:A:O3'	33:BN:52:GLN:NE2	2.33	0.56
26:BA:818:G:C5	26:BA:1187:G:C2	2.93	0.56
26:BA:1340:U:H4'	26:BA:1394:U:H1'	1.88	0.56
26:BA:1662:C:O2'	26:BA:2687:U:OP1	2.23	0.56
26:BA:1684:C:H2'	26:BA:1685:C:C6	2.41	0.56
26:BA:1790:C:O3'	27:BD:210:LYS:HD2	2.05	0.56
26:BA:2019:A:N1	26:BA:2035:G:O6	2.39	0.56
26:BA:2092:U:OP1	26:BA:2199:A:H1'	2.06	0.56
26:BA:2311:A:HO2'	26:BA:2312:U:C5'	2.17	0.56
26:BA:2447:G:H3'	26:BA:2500:U:OP2	2.06	0.56
26:BA:2471:C:H2'	26:BA:2472:G:C5'	2.36	0.56
26:BA:2501:C:HO2'	26:BA:2502:G:P	2.27	0.56
26:BA:2060:A:H1'	26:BA:2502:G:N3	2.20	0.56
26:BA:2535:G:H21	26:BA:2536:G:H1'	1.66	0.56
26:BA:2595:G:C3'	26:BA:2595:G:C8	2.88	0.56
26:BA:2626:C:P	26:BA:2626:C:H5	2.28	0.56
26:BA:2637:U:C5	26:BA:2638:G:C6	2.94	0.56
26:BA:2677:G:C5	26:BA:2678:C:H5	2.23	0.56
26:BA:2695:C:C2'	26:BA:2696:U:H6	2.12	0.56
26:BA:2837:G:C6	26:BA:2882:A:N6	2.74	0.56
26:BA:2885:C:H2'	26:BA:2885:C:O2	2.03	0.56
26:BA:397:G:OP1	49:B4:40:HIS:CA	2.54	0.56
26:BA:440:G:OP2	41:BY:3:GLN:CD	2.41	0.56
26:BA:918:A:N3	26:BA:918:A:H5'	2.21	0.56
28:BE:186:GLU:C	28:BE:187:HIS:CD2	2.78	0.56
28:BE:205:THR:CG2	28:BE:258:TYR:C	2.73	0.56
28:BE:271:ILE:CG2	28:BE:272:GLY:N	2.69	0.56
26:BA:605:C:O5'	29:BF:105:LYS:HE2	2.05	0.56
29:BF:163:HIS:CA	29:BF:166:ILE:HD12	2.33	0.56
29:BF:165:ASP:O	29:BF:168:ARG:CG	2.54	0.56
33:BN:105:LEU:H	33:BN:105:LEU:HD23	1.71	0.56
35:BP:114:VAL:HG12	35:BP:115:ARG:H	1.70	0.56

*Continued on next page...*



*Continued from previous page...*

Atom-1	Atom-2	Interatomic distance (Å)	Clash overlap (Å)
36:BQ:31:PHE:CA	36:BQ:85:ILE:CD1	2.79	0.56
36:BQ:36:ASN:CB	36:BQ:41:THR:N	2.66	0.56
37:BS:70:GLY:O	37:BS:71:TRP:HE3	1.87	0.56
44:BU:44:THR:CG2	45:BV:78:VAL:CG1	2.81	0.56
26:BA:1151:G:C1'	44:BU:81:ASN:HD21	2.18	0.56
45:BV:96:LEU:CD2	45:BV:96:LEU:H	2.19	0.56
40:BX:6:LYS:HB2	40:BX:27:ALA:O	2.02	0.56
41:BY:93:THR:O	41:BY:94:SER:O	2.23	0.56
1:AA:1517:G:C4	26:BA:1919:A:O3'	2.59	0.56
1:AA:59:A:H3'	1:AA:60:A:C5'	2.36	0.56
1:AA:878:G:OP1	11:AH:88:LYS:HB3	2.06	0.56
13:AJ:10:GLY:CA	13:AJ:16:LEU:HD21	2.28	0.56
20:AQ:22:LEU:HD11	20:AQ:24:GLU:HG2	1.87	0.56
48:B0:46:LYS:HB2	48:B0:79:ILE:HD12	1.87	0.56
47:B3:33:GLN:NE2	47:B3:34:GLU:C	2.59	0.56
47:B3:1:MET:CE	47:B3:3:ARG:CG	2.83	0.56
49:B4:14:ILE:HD11	49:B4:39:VAL:HG21	1.88	0.56
49:B4:2:GLN:C	49:B4:3:LYS:HG3	2.25	0.56
51:B6:26:LYS:O	51:B6:27:ASN:OD1	2.23	0.56
52:B7:26:SER:CA	52:B7:29:ASN:HD22	2.18	0.56
26:BA:142(A):A:OP2	26:BA:1143:A:C8	2.59	0.56
26:BA:2313:C:C5	26:BA:2314:C:C5	2.94	0.56
26:BA:2380:C:C2'	26:BA:2381:C:H5'	2.27	0.56
26:BA:2625:G:C5	26:BA:2626:C:N3	2.74	0.56
26:BA:2653:U:C4	26:BA:2654:A:C6	2.91	0.56
26:BA:2668:G:N2	26:BA:2669:G:C1'	2.69	0.56
26:BA:2704:C:C2'	26:BA:2705:A:O4'	2.53	0.56
26:BA:2819:G:C4'	26:BA:2821:A:H62	2.17	0.56
26:BA:72:U:C4'	46:B2:57:LYS:HZ2	2.17	0.56
26:BA:776:G:N7	26:BA:793:A:H2'	2.20	0.56
26:BA:971:C:O2	26:BA:972:G:O2'	2.18	0.56
25:BB:28:C:OP2	37:BS:41:LYS:CG	2.54	0.56
28:BE:205:THR:HG22	28:BE:261:ARG:HG3	1.88	0.56
28:BE:199:ALA:HB1	28:BE:312:ARG:H	1.70	0.56
29:BF:168:ARG:NH2	29:BF:209:GLY:CA	2.44	0.56
29:BF:61:PHE:O	29:BF:62:GLY:C	2.43	0.56
30:BG:145:ASP:HB2	37:BS:15:GLU:HG2	1.88	0.56
31:BH:51:VAL:HG22	31:BH:68:ARG:CG	2.35	0.56
31:BH:51:VAL:HG22	31:BH:68:ARG:HG2	1.86	0.56
32:BI:7:LYS:HB2	32:BI:12:LYS:CE	2.35	0.56
32:BI:81:ALA:O	32:BI:147:GLU:CA	2.53	0.56

*Continued on next page...*



*Continued from previous page...*

Atom-1	Atom-2	Interatomic distance (Å)	Clash overlap (Å)
26:BA:1080:C:C2'	55:BK:126:LYS:HB2	2.26	0.56
26:BA:1062:G:H22	55:BK:92:PRO:HG3	0.76	0.56
33:BN:74:ARG:C	33:BN:76:ASP:OD2	2.44	0.56
38:BT:28:THR:O	38:BT:29:THR:HG22	1.99	0.56
45:BV:15:SER:O	45:BV:99:GLN:HG3	2.06	0.56
39:BW:103:ILE:HG23	39:BW:103:ILE:O	2.05	0.56
40:BX:7:HIS:CG	40:BX:8:PRO:HD2	2.41	0.56
42:BZ:113:VAL:CG1	42:BZ:114:ASP:N	2.56	0.56
11:AH:135:CYS:SG	11:AH:136:GLU:N	2.78	0.56
14:AK:44:SER:H	14:AK:47:VAL:HB	1.70	0.56
1:AA:1491:G:P	15:AL:46:LYS:NZ	2.76	0.56
20:AQ:65:ILE:HG13	20:AQ:69:LYS:O	2.04	0.56
26:BA:932:G:OP1	47:B3:29:ARG:NH2	2.39	0.56
49:B4:32:HIS:O	49:B4:33:VAL:C	2.40	0.56
52:B7:15:THR:HG1	52:B7:16:HIS:H	1.48	0.56
52:B7:25:LYS:O	52:B7:26:SER:C	2.45	0.56
26:BA:1177:A:H2'	26:BA:1178:C:C6	2.41	0.56
26:BA:1416:G:H2'	26:BA:1417:C:C6	2.41	0.56
26:BA:1142:U:C3'	26:BA:142(A):A:P	2.94	0.56
26:BA:1620:G:H1'	52:B7:1:MET:H2	1.59	0.56
26:BA:176:G:N3	26:BA:177:G:H1'	2.20	0.56
26:BA:1829:A:H5''	26:BA:1830:C:C5	2.41	0.56
26:BA:1937:A:H3'	26:BA:1938:A:C5'	2.33	0.56
26:BA:2060:A:O2'	26:BA:2502:G:C4'	2.54	0.56
26:BA:2196:C:C5'	26:BA:2197:U:OP2	2.42	0.56
26:BA:2197:U:C2'	26:BA:2198:A:H5''	2.34	0.56
26:BA:2215:G:O2'	26:BA:2216:G:O4'	2.21	0.56
26:BA:2231:C:H5''	49:B4:39:VAL:CG2	2.18	0.56
26:BA:2246:G:C8	26:BA:2426:A:N1	2.74	0.56
26:BA:2351:G:N2	26:BA:2365:G:C4	2.73	0.56
26:BA:2398:U:H2'	26:BA:2399:G:H8	1.71	0.56
26:BA:2450:A:OP1	26:BA:2497:A:C5	2.51	0.56
26:BA:957:A:H2	26:BA:2459:A:H5'	1.64	0.56
26:BA:2486:G:N1	26:BA:2487:G:N7	2.53	0.56
26:BA:2517:C:C5	26:BA:2542:A:C6	2.94	0.56
26:BA:2543:G:O2'	26:BA:2544:G:C5'	2.46	0.56
26:BA:2729:G:C6	26:BA:2730:C:N3	2.73	0.56
26:BA:2785:C:O3'	28:BE:99:VAL:HG13	2.05	0.56
26:BA:2792:G:H1	26:BA:2803:C:H42	1.53	0.56
26:BA:2852:G:N2	26:BA:2853:C:C2	2.72	0.56
26:BA:598:G:H2'	26:BA:599:G:O4'	2.04	0.56

*Continued on next page...*



*Continued from previous page...*

Atom-1	Atom-2	Interatomic distance (Å)	Clash overlap (Å)
26:BA:989:G:C8	47:B3:13:ILE:HD12	2.40	0.56
27:BD:115:ILE:HD12	27:BD:115:ILE:C	2.26	0.56
27:BD:196:ASN:HB2	27:BD:199:ARG:HB2	1.88	0.56
28:BE:107:GLU:HB3	28:BE:110:ARG:HE	1.57	0.56
28:BE:189:MET:O	28:BE:190:ASN:HB3	2.05	0.56
26:BA:2770:G:H1'	28:BE:316:ARG:NH1	2.18	0.56
29:BF:168:ARG:C	29:BF:193:LEU:CG	2.67	0.56
29:BF:38:ALA:HB1	29:BF:221:GLU:HG2	1.88	0.56
30:BG:13:MET:O	30:BG:14:ARG:C	2.44	0.56
31:BH:94:ARG:CB	31:BH:127:GLN:HE22	2.18	0.56
32:BI:102:LEU:O	32:BI:103:GLN:O	2.24	0.56
32:BI:114:LYS:HB3	32:BI:132:LYS:O	2.06	0.56
32:BI:60:GLU:O	32:BI:62:LEU:N	2.39	0.56
55:BK:33:VAL:CG2	55:BK:60:VAL:HG13	2.35	0.56
33:BN:12:VAL:HB	33:BN:38:VAL:HG22	1.87	0.56
33:BN:27:ALA:CB	33:BN:30:ALA:CB	2.65	0.56
33:BN:52:GLN:CA	33:BN:55:GLU:CG	2.75	0.56
34:BO:31:ARG:CB	34:BO:32:TYR:CD1	2.87	0.56
35:BP:71:GLU:O	35:BP:72:ASN:C	2.44	0.56
37:BS:76:GLY:CA	37:BS:82:TYR:HB2	2.36	0.56
37:BS:81:ALA:HB1	37:BS:118:ILE:H	1.69	0.56
44:BU:14:HIS:CD2	44:BU:36:PHE:CE2	2.93	0.56
44:BU:69:ALA:O	44:BU:79:PHE:HE1	1.86	0.56
44:BU:79:PHE:O	44:BU:82:GLY:N	2.39	0.56
41:BY:11:GLN:C	41:BY:21:LYS:HZ1	2.10	0.56
41:BY:34:GLU:O	41:BY:35:TYR:CB	2.54	0.56
41:BY:51:LEU:O	41:BY:52:ARG:CG	2.50	0.56
42:BZ:156:GLU:O	42:BZ:157:GLY:C	2.43	0.56
42:BZ:176:LEU:HD23	42:BZ:177:THR:CA	2.36	0.56
42:BZ:64:ALA:HB2	42:BZ:85:MET:C	2.25	0.56
1:AA:1418:A:C8	1:AA:1419:G:C1'	2.89	0.56
1:AA:242:C:C2	1:AA:285:G:N2	2.74	0.56
1:AA:393:A:OP2	19:AP:12:LYS:HD3	2.06	0.56
1:AA:627:G:H2'	1:AA:628:G:C8	2.41	0.56
1:AA:818:G:O2'	1:AA:820:U:C5	2.59	0.56
7:AD:140:VAL:CG1	7:AD:144:ASP:HB2	2.35	0.56
1:AA:280:C:O2	20:AQ:38:ARG:HA	2.06	0.56
2:AV:23:A:H2'	2:AV:24:G:C8	2.40	0.56
48:B0:67:VAL:C	48:B0:68:VAL:HG23	2.25	0.56
46:B2:27:LEU:HD11	46:B2:53:ILE:HD11	1.87	0.56
46:B2:34:GLN:CA	46:B2:34:GLN:OE1	2.54	0.56

*Continued on next page...*



*Continued from previous page...*

Atom-1	Atom-2	Interatomic distance (Å)	Clash overlap (Å)
26:BA:125:G:H5''	52:B7:19:ARG:CD	2.35	0.56
53:B8:23:MET:SD	53:B8:48:PHE:HA	2.46	0.56
53:B8:62:LEU:HB3	53:B8:63:PRO:HD3	1.83	0.56
54:B9:24:LEU:CD2	54:B9:35:ARG:CG	2.82	0.56
54:B9:7:VAL:CG2	54:B9:36:GLN:CG	2.85	0.56
26:BA:1031:G:O2'	54:B9:8:LYS:CE	2.54	0.56
26:BA:1077:A:N3	55:BK:134:SER:OG	2.39	0.56
26:BA:154:G:H5''	26:BA:155:C:H5	1.70	0.56
26:BA:1666:G:H22	26:BA:1669:A:N6	2.04	0.56
26:BA:1841:U:H2'	26:BA:1842:G:C8	2.40	0.56
26:BA:2053:G:H1'	28:BE:245:ARG:CG	2.35	0.56
26:BA:2079:U:O3'	49:B4:32:HIS:HD2	1.88	0.56
26:BA:2410:G:C4	26:BA:2411:A:C8	2.70	0.56
26:BA:2422:A:N9	26:BA:2424:C:H5	2.03	0.56
26:BA:2432:A:C2	26:BA:2433:A:N6	2.68	0.56
26:BA:2531:A:C6	26:BA:2532:G:C5	2.94	0.56
26:BA:2525:G:C6	26:BA:2539:C:N4	2.74	0.56
26:BA:2540:C:H2'	26:BA:2541:A:C8	2.41	0.56
26:BA:269:U:H5	26:BA:270(Y):G:O3'	1.88	0.56
26:BA:270(X):G:H2'	26:BA:270(Y):G:C5'	2.36	0.56
26:BA:2734:A:N7	26:BA:2735:G:N9	2.54	0.56
26:BA:2753:A:C8	26:BA:2754:U:H5	2.18	0.56
26:BA:2869:G:N1	26:BA:2870:C:C5	2.44	0.56
26:BA:2831:G:C1'	26:BA:2883:A:C2	2.88	0.56
26:BA:593:G:O2'	53:B8:58:MET:HE3	2.06	0.56
26:BA:83:G:H5''	41:BY:20:HIS:CE1	2.41	0.56
26:BA:840:C:H42	26:BA:938:G:H1	1.54	0.56
27:BD:116:MET:CG	27:BD:117:SER:H	2.16	0.56
27:BD:135:PRO:HG2	27:BD:138:THR:CB	2.34	0.56
27:BD:166:LYS:C	27:BD:167:GLU:CD	2.65	0.56
27:BD:167:GLU:CA	27:BD:170:TYR:CE1	2.88	0.56
27:BD:216:ALA:HB1	27:BD:223:ASN:H	1.70	0.56
26:BA:2620:C:O4'	28:BE:252:GLN:HG3	2.05	0.56
29:BF:163:HIS:CG	29:BF:166:ILE:HD11	2.41	0.56
29:BF:215:ALA:CA	29:BF:242:GLU:CG	2.83	0.56
31:BH:10:ILE:CG1	31:BH:49:ILE:CG1	2.84	0.56
55:BK:18:ALA:CB	55:BK:39:CYS:O	2.54	0.56
55:BK:36:MET:SD	55:BK:40:LYS:HG3	2.46	0.56
55:BK:37:GLU:HA	55:BK:41:ARG:HH12	1.63	0.56
33:BN:83:ILE:C	33:BN:85:GLY:N	2.59	0.56
34:BO:63:VAL:O	34:BO:102:VAL:HG13	2.06	0.56

*Continued on next page...*



*Continued from previous page...*

Atom-1	Atom-2	Interatomic distance (Å)	Clash overlap (Å)
34:BO:87:ILE:HG22	34:BO:88:ARG:N	2.21	0.56
35:BP:96:VAL:CG2	35:BP:101:ASP:H	2.18	0.56
35:BP:58:GLN:HG3	35:BP:59:GLU:N	2.21	0.56
36:BQ:130:PRO:HA	36:BQ:133:GLU:HB3	1.88	0.56
43:BR:51:LEU:O	43:BR:52:ILE:C	2.44	0.56
43:BR:93:GLY:C	43:BR:95:THR:N	2.48	0.56
44:BU:35:ALA:O	44:BU:36:PHE:C	2.43	0.56
40:BX:24:LEU:C	40:BX:26:PHE:CZ	2.73	0.56
40:BX:35:GLY:C	40:BX:37:VAL:N	2.58	0.56
40:BX:52:VAL:HG12	40:BX:53:ASN:N	2.21	0.56
41:BY:22:GLN:C	41:BY:24:ARG:H	2.07	0.56
1:AA:1288:A:C6	1:AA:1371:G:H1'	2.40	0.55
14:AK:33:THR:HA	14:AK:39:PRO:HA	1.88	0.55
1:AA:1327:C:C5'	24:AU:20:LYS:CE	2.71	0.55
2:AV:34:G:H3'	2:AV:35:A:C5'	2.36	0.55
48:B0:43:THR:OG1	48:B0:44:LYS:N	2.32	0.55
46:B2:20:LEU:O	46:B2:23:LEU:CA	2.22	0.55
47:B3:8:LEU:HD23	47:B3:32:GLN:H	1.69	0.55
47:B3:9:VAL:HG22	47:B3:54:VAL:HG12	1.87	0.55
49:B4:17:GLN:CD	49:B4:34:ASP:HA	2.26	0.55
26:BA:2400:G:C3'	51:B6:20:PHE:HE1	2.19	0.55
26:BA:592:G:C4	53:B8:3:LYS:HE3	2.37	0.55
26:BA:1033:U:C5	26:BA:2750:A:N3	2.74	0.55
26:BA:107:C:H2'	26:BA:108:U:C6	2.41	0.55
26:BA:1690:A:H2'	26:BA:1690:A:N3	2.21	0.55
26:BA:2303:G:C2	26:BA:2314:C:N3	2.75	0.55
26:BA:2351:G:C2	26:BA:2365:G:C5	2.95	0.55
26:BA:2381:C:H6	26:BA:2381:C:H5'	1.70	0.55
26:BA:2395:C:O5'	26:BA:2395:C:C6	2.59	0.55
26:BA:2515:C:C4	26:BA:2570:G:O6	2.60	0.55
26:BA:2544:G:C5'	26:BA:2645:G:C8	2.82	0.55
26:BA:2633:G:C8	26:BA:2633:G:OP2	2.59	0.55
26:BA:2725:A:C5	26:BA:2727:G:C5	2.94	0.55
26:BA:2744:G:C4	26:BA:2761:G:C2	2.94	0.55
26:BA:27:G:C8	26:BA:27:G:H3'	2.42	0.55
26:BA:2865:U:C6	26:BA:2866:U:C6	2.94	0.55
26:BA:2887:U:C6	26:BA:2887:U:O5'	2.59	0.55
26:BA:2899:G:HO2'	26:BA:2900:A:H8	1.53	0.55
26:BA:446:G:H8	44:BU:3:ARG:HH12	1.53	0.55
27:BD:143:ILE:CB	27:BD:153:LEU:N	2.68	0.55
27:BD:158:GLY:HA2	27:BD:194:VAL:HG22	1.84	0.55

*Continued on next page...*



*Continued from previous page...*

Atom-1	Atom-2	Interatomic distance (Å)	Clash overlap (Å)
27:BD:63:ILE:O	27:BD:64:ILE:CB	2.54	0.55
28:BE:271:ILE:HG22	28:BE:272:GLY:N	2.21	0.55
28:BE:199:ALA:HB1	28:BE:312:ARG:N	2.20	0.55
29:BF:149:LYS:HB2	29:BF:152:GLU:CG	2.35	0.55
29:BF:215:ALA:O	29:BF:242:GLU:CA	2.54	0.55
30:BG:104:PHE:N	30:BG:104:PHE:CD1	2.74	0.55
16:AM:3:ARG:NH1	30:BG:90:LEU:CD2	2.69	0.55
31:BH:32:LEU:CD2	31:BH:32:LEU:C	2.75	0.55
31:BH:86:LEU:CD2	31:BH:87:GLU:N	2.68	0.55
32:BI:121:ILE:O	32:BI:122:ARG:CB	2.49	0.55
32:BI:86:GLY:C	32:BI:88:ARG:N	2.59	0.55
34:BO:103:ALA:O	34:BO:106:LEU:HG	2.06	0.55
36:BQ:116:HIS:CD2	36:BQ:119:ASN:HB3	2.41	0.55
36:BQ:33:MET:CG	36:BQ:83:PHE:CB	2.84	0.55
37:BS:90:LEU:HA	37:BS:93:GLN:HE21	1.71	0.55
39:BW:97:LYS:CE	39:BW:99:ARG:HH12	2.15	0.55
40:BX:5:ILE:HG23	40:BX:6:LYS:N	2.12	0.55
41:BY:105:ASP:O	41:BY:107:LYS:N	2.39	0.55
42:BZ:123:VAL:HA	42:BZ:161:ALA:CB	2.36	0.55
42:BZ:18:MET:C	42:BZ:36:ARG:HE	2.07	0.55
42:BZ:40:ASP:C	42:BZ:44:ARG:HG2	2.26	0.55
1:AA:1400:C:N1	2:AV:34:G:C2	2.75	0.55
1:AA:175:C:C5'	23:AT:25:ARG:NH2	2.69	0.55
1:AA:316:G:O3'	1:AA:353:A:N6	2.39	0.55
12:AI:55:ALA:HB3	12:AI:58:ARG:NE	2.22	0.55
3:AW:75:C:H42	49:B4:28:ARG:HG3	1.68	0.55
46:B2:52:ALA:HA	46:B2:55:ARG:NH1	2.21	0.55
26:BA:1183:G:C5'	47:B3:29:ARG:HG3	2.36	0.55
47:B3:54:VAL:CG2	47:B3:55:ARG:H	2.01	0.55
53:B8:21:LYS:HB3	53:B8:48:PHE:CZ	2.41	0.55
26:BA:80:G:H1	26:BA:106:C:H42	1.55	0.55
26:BA:1152:C:H1'	44:BU:77:SER:HB3	1.88	0.55
26:BA:138:G:H8	40:BX:42:GLU:CD	2.09	0.55
26:BA:1418:G:N2	26:BA:1578:U:OP2	2.30	0.55
26:BA:1826:G:P	27:BD:227:VAL:HG22	2.26	0.55
26:BA:2185:C:C2	26:BA:2186:G:N7	2.73	0.55
26:BA:2093:G:N2	26:BA:2197:U:O2	2.40	0.55
26:BA:2213:U:H5''	26:BA:2213:U:C6	2.41	0.55
26:BA:2224:G:O2'	26:BA:2225:A:C5'	2.54	0.55
26:BA:2077:A:H2	26:BA:2244:U:C2	2.24	0.55
26:BA:2422:A:C2'	26:BA:2424:C:H5	2.15	0.55

*Continued on next page...*



*Continued from previous page...*

Atom-1	Atom-2	Interatomic distance (Å)	Clash overlap (Å)
26:BA:2476:A:H2'	26:BA:2477:C:O4'	2.06	0.55
26:BA:2508:G:C2	26:BA:2509:G:C8	2.94	0.55
26:BA:2513:G:C5	26:BA:2514:U:C4	2.94	0.55
26:BA:2570:G:C3'	26:BA:2571:C:C6	2.89	0.55
26:BA:2596:U:C5	26:BA:2597:G:N7	2.74	0.55
26:BA:2653:U:C2	26:BA:2654:A:N7	2.74	0.55
26:BA:2715:C:C4	26:BA:2716:U:C5	2.94	0.55
26:BA:2756:U:N3	26:BA:2759:G:C6	2.73	0.55
26:BA:2844:G:N2	26:BA:2845:G:C1'	2.69	0.55
26:BA:1751:C:C1'	26:BA:2860:A:C2	2.89	0.55
26:BA:551:G:H4'	26:BA:1220:A:C2	2.41	0.55
26:BA:559:G:H2'	26:BA:560:C:C6	2.42	0.55
26:BA:58:G:C2'	26:BA:73:A:N6	2.66	0.55
26:BA:775:G:H4'	26:BA:777:A:C4	2.42	0.55
26:BA:690:G:O2'	26:BA:780:G:OP1	2.22	0.55
28:BE:44:TYR:CD2	28:BE:307:LEU:O	2.59	0.55
29:BF:101:ASP:C	29:BF:102:LEU:O	2.45	0.55
29:BF:108:GLN:O	29:BF:109:LEU:C	2.44	0.55
30:BG:141:VAL:CA	30:BG:144:ARG:HH11	2.19	0.55
31:BH:101:LYS:NZ	31:BH:115:GLU:HB3	2.13	0.55
31:BH:88:LEU:HD13	31:BH:127:GLN:O	2.04	0.55
55:BK:122:GLU:HB3	55:BK:126:LYS:HE2	1.84	0.55
33:BN:136:SER:HA	33:BN:139:LEU:HD22	1.88	0.55
33:BN:26:VAL:O	33:BN:30:ALA:N	2.39	0.55
34:BO:99:PHE:HE2	38:BT:24:LYS:CD	2.11	0.55
36:BQ:84:ARG:HH21	36:BQ:123:ILE:HD12	1.71	0.55
36:BQ:47:GLU:CD	36:BQ:47:GLU:N	2.60	0.55
37:BS:110:THR:CG2	37:BS:115:VAL:HG23	2.32	0.55
26:BA:1251:C:C5'	44:BU:10:ARG:NE	2.67	0.55
26:BA:993:G:C2	44:BU:54:LYS:NZ	2.73	0.55
45:BV:5:ILE:H	45:BV:5:ILE:CD1	2.16	0.55
26:BA:973:A:N1	45:BV:81:ARG:HB2	2.20	0.55
39:BW:44:ALA:O	39:BW:47:VAL:N	2.39	0.55
40:BX:25:GLN:NE2	40:BX:65:VAL:CG1	2.65	0.55
40:BX:75:GLN:O	40:BX:77:VAL:C	2.45	0.55
42:BZ:34:LEU:O	42:BZ:35:ASP:HB3	2.05	0.55
1:AA:60:A:H62	1:AA:108:G:H5'	1.70	0.55
7:AD:31:CYS:HB3	7:AD:33:MET:SD	2.46	0.55
22:AS:40:ILE:HD13	22:AS:62:ILE:HD13	1.88	0.55
48:B0:28:GLY:N	48:B0:60:PHE:CG	2.69	0.55
50:B5:19:ARG:C	50:B5:21:SER:N	2.34	0.55

*Continued on next page...*



*Continued from previous page...*

Atom-1	Atom-2	Interatomic distance (Å)	Clash overlap (Å)
53:B8:26:LYS:CE	53:B8:44:LYS:C	2.65	0.55
26:BA:2528:U:OP1	54:B9:30:VAL:HG12	2.02	0.55
26:BA:1634:A:O2'	26:BA:1635:G:OP1	2.23	0.55
26:BA:1907:G:C6	26:BA:1908:C:N4	2.74	0.55
26:BA:2218:G:C5	26:BA:2219:G:N7	2.74	0.55
26:BA:2291:U:H2'	26:BA:2292:C:H6	1.72	0.55
26:BA:2299:G:C6	26:BA:2300:G:C6	2.94	0.55
26:BA:2376:A:OP1	26:BA:2376:A:C8	2.60	0.55
26:BA:2395:C:O3'	49:B4:28:ARG:NH1	2.36	0.55
26:BA:2408:U:H2'	26:BA:2409:G:O5'	2.06	0.55
26:BA:2621:A:O2'	28:BE:255:GLN:CD	2.45	0.55
26:BA:2638:G:C8	26:BA:2775:A:N1	2.75	0.55
26:BA:2693:A:C6	26:BA:2694:G:C6	2.95	0.55
26:BA:2727:G:H2'	26:BA:2728:U:C5	2.40	0.55
26:BA:2759:G:C8	26:BA:2759:G:H3'	2.41	0.55
26:BA:322:A:C2	26:BA:341:G:C6	2.94	0.55
26:BA:628:G:H1	26:BA:635:C:H42	1.54	0.55
26:BA:76:C:O3'	46:B2:55:ARG:CG	2.53	0.55
26:BA:687:C:O2	26:BA:787:U:C5'	2.53	0.55
25:BB:110:G:H2'	25:BB:111:U:O4'	2.07	0.55
25:BB:59:A:H4'	30:BG:144:ARG:HG2	1.88	0.55
27:BD:197:GLY:C	27:BD:199:ARG:N	2.59	0.55
28:BE:175:ASP:C	28:BE:177:ALA:N	2.56	0.55
55:BK:9:ILE:HD13	55:BK:31:HIS:CG	2.40	0.55
55:BK:36:MET:CA	55:BK:39:CYS:SG	2.94	0.55
35:BP:131:GLU:O	35:BP:133:VAL:N	2.39	0.55
36:BQ:127:ASN:HB2	36:BQ:128:PRO:CD	2.29	0.55
36:BQ:46:VAL:HG22	36:BQ:156:ASN:HD22	1.72	0.55
36:BQ:50:VAL:C	36:BQ:51:GLU:CD	2.65	0.55
37:BS:122:ALA:O	37:BS:123:ILE:C	2.45	0.55
37:BS:27:LEU:N	37:BS:33:ARG:NH1	2.54	0.55
45:BV:6:GLN:CD	45:BV:10:LYS:HG2	2.27	0.55
45:BV:43:GLU:C	45:BV:44:GLN:HE22	2.04	0.55
40:BX:7:HIS:HB2	40:BX:8:PRO:HD2	1.89	0.55
41:BY:79:LEU:CD1	41:BY:80:GLU:N	2.52	0.55
1:AA:1097:C:O2'	1:AA:1168:A:N3	2.35	0.55
1:AA:62:U:H5''	1:AA:385:C:H1'	1.86	0.55
5:AB:84:GLU:HG3	5:AB:212:GLN:NE2	2.21	0.55
8:AE:80:ILE:HD12	8:AE:91:LEU:HB3	1.88	0.55
1:AA:254:G:H21	20:AQ:16:GLN:CD	2.09	0.55
1:AA:193:C:O2'	23:AT:64:ASP:CB	2.54	0.55

*Continued on next page...*



*Continued from previous page...*

Atom-1	Atom-2	Interatomic distance (Å)	Clash overlap (Å)
2:AV:27:C:H2'	2:AV:28:C:C6	2.41	0.55
46:B2:22:ASP:O	46:B2:25:THR:N	2.40	0.55
47:B3:41:PRO:O	47:B3:45:GLY:N	2.33	0.55
52:B7:21:ARG:C	52:B7:24:THR:CG2	2.69	0.55
53:B8:61:MET:O	53:B8:62:LEU:HB2	2.07	0.55
26:BA:126:A:OP2	52:B7:17:GLY:C	2.45	0.55
26:BA:1783:A:C2	26:BA:2607:G:N2	2.74	0.55
26:BA:1826:G:H8	26:BA:1826:G:OP2	1.89	0.55
26:BA:2047:U:H2'	26:BA:2048:G:H8	1.72	0.55
26:BA:2086:U:N3	26:BA:2233:U:C4	2.57	0.55
26:BA:2354:G:N3	48:B0:32:LYS:HG2	2.20	0.55
26:BA:2355:C:H2'	26:BA:2355:C:O2	2.05	0.55
26:BA:2364:C:H1'	48:B0:32:LYS:HZ2	1.37	0.55
26:BA:2372:G:H5''	26:BA:2372:G:C8	2.40	0.55
26:BA:576:U:H5''	26:BA:2502:G:H2'	1.87	0.55
26:BA:2508:G:C2'	26:BA:2509:G:O5'	2.54	0.55
26:BA:2508:G:H2'	26:BA:2509:G:O5'	2.05	0.55
26:BA:2514:U:H3'	26:BA:2514:U:C6	2.41	0.55
26:BA:2556:C:HO2'	26:BA:2557:G:C5'	2.16	0.55
26:BA:2564:A:C6	26:BA:2565:A:N6	2.74	0.55
26:BA:2733:A:H61	28:BE:316:ARG:HD3	1.71	0.55
26:BA:447:A:C6	26:BA:454:A:N7	2.75	0.55
26:BA:849:A:N3	47:B3:21:ALA:HB2	2.18	0.55
28:BE:44:TYR:CZ	28:BE:308:VAL:CA	2.89	0.55
31:BH:101:LYS:HZ3	31:BH:115:GLU:HB3	1.71	0.55
31:BH:136:ASP:O	31:BH:137:LYS:C	2.43	0.55
32:BI:60:GLU:C	32:BI:62:LEU:N	2.59	0.55
32:BI:62:LEU:O	32:BI:66:LYS:CE	2.48	0.55
33:BN:103:VAL:CG1	33:BN:104:TYR:H	2.15	0.55
33:BN:102:ARG:HB3	33:BN:104:TYR:OH	2.06	0.55
33:BN:15:ARG:HB3	33:BN:43:ARG:HG2	0.56	0.55
33:BN:41:ALA:O	33:BN:42:GLU:C	2.44	0.55
26:BA:1138:G:OP1	33:BN:82:THR:CG2	2.54	0.55
34:BO:8:LEU:HD23	34:BO:19:VAL:O	2.06	0.55
35:BP:113:GLN:O	35:BP:114:VAL:C	2.35	0.55
43:BR:52:ILE:C	43:BR:54:LEU:N	2.51	0.55
43:BR:85:PRO:C	43:BR:87:TYR:N	2.40	0.55
37:BS:38:LYS:CG	37:BS:106:LEU:HD12	2.37	0.55
25:BB:12:C:C2	37:BS:10:MET:SD	2.98	0.55
37:BS:24:LEU:HA	37:BS:27:LEU:HB2	1.89	0.55
37:BS:64:SER:O	37:BS:66:LEU:N	2.39	0.55

*Continued on next page...*



*Continued from previous page...*

Atom-1	Atom-2	Interatomic distance (Å)	Clash overlap (Å)
37:BS:72:GLU:CB	37:BS:74:PRO:CD	2.84	0.55
26:BA:29:U:C4'	44:BU:11:ARG:NH1	2.17	0.55
44:BU:33:ARG:HA	44:BU:36:PHE:CD1	2.41	0.55
45:BV:38:LEU:HD23	45:BV:38:LEU:H	1.70	0.55
45:BV:68:LYS:O	45:BV:69:ILE:C	2.44	0.55
40:BX:17:ASP:CA	40:BX:20:PHE:CZ	2.89	0.55
42:BZ:173:PRO:C	42:BZ:175:ARG:N	2.58	0.55
42:BZ:18:MET:N	42:BZ:36:ARG:HG3	2.21	0.55
42:BZ:37:LYS:HA	42:BZ:40:ASP:CG	2.26	0.55
1:AA:1073:U:H2'	1:AA:1074:G:C8	2.41	0.55
1:AA:143:A:H4'	1:AA:144:G:H8	1.70	0.55
1:AA:1451:A:H3'	1:AA:1451:A:C8	2.41	0.55
1:AA:976:G:C2	1:AA:361(A):C:C5	2.94	0.55
1:AA:421:U:N3	6:AC:127:ARG:CZ	2.69	0.55
1:AA:505:G:OP2	1:AA:534:U:O2'	2.13	0.55
1:AA:542:G:OP1	7:AD:41:GLY:HA3	2.04	0.55
1:AA:868:C:O2'	1:AA:873:A:OP1	2.17	0.55
7:AD:20:TYR:C	7:AD:22:LYS:H	2.09	0.55
7:AD:26:CYS:O	7:AD:31:CYS:HB2	2.06	0.55
8:AE:147:ASP:HA	8:AE:150:ARG:HB2	1.89	0.55
1:AA:1491:G:OP1	15:AL:46:LYS:CE	2.54	0.55
1:AA:1225:A:OP2	16:AM:104:ARG:HB2	2.06	0.55
2:AV:41:U:O2	2:AV:41:U:H2'	2.05	0.55
48:B0:38:VAL:CA	48:B0:40:GLN:CD	2.64	0.55
26:BA:72:U:O5'	46:B2:57:LYS:NZ	2.39	0.55
47:B3:50:VAL:HB	47:B3:53:LEU:HB2	1.89	0.55
49:B4:68:ARG:HB2	49:B4:72:LYS:CG	2.36	0.55
53:B8:36:LYS:HG2	53:B8:40:GLU:OE2	2.06	0.55
53:B8:56:ALA:O	53:B8:58:MET:N	2.40	0.55
26:BA:142(A):A:P	26:BA:1143:A:C8	2.96	0.55
26:BA:1918:A:C8	26:BA:1918:A:OP2	2.60	0.55
26:BA:2067:G:H8	26:BA:2067:G:O5'	1.90	0.55
26:BA:2093:G:N7	26:BA:2225:A:C8	2.75	0.55
26:BA:2100:G:C2	26:BA:2190:G:C4	2.95	0.55
26:BA:2380:C:H3'	26:BA:2380:C:C6	2.41	0.55
26:BA:2416:C:O2	26:BA:2416:C:H2'	2.06	0.55
26:BA:2466:C:C4	26:BA:2467:C:C4	2.94	0.55
26:BA:2615:U:H3	50:B5:8:LYS:CG	2.04	0.55
26:BA:2678:C:N3	26:BA:2679:A:C5	2.75	0.55
26:BA:2698:U:C2'	26:BA:2698:U:O2	2.54	0.55
26:BA:2720:U:C4	26:BA:2873:A:N6	2.53	0.55

*Continued on next page...*



*Continued from previous page...*

Atom-1	Atom-2	Interatomic distance (Å)	Clash overlap (Å)
26:BA:1033:U:H6	26:BA:2750:A:C2	2.21	0.55
26:BA:2783:G:C8	26:BA:2783:G:C5'	2.86	0.55
26:BA:2839:G:N2	26:BA:2840:C:H1'	2.21	0.55
26:BA:2856:C:O5'	26:BA:2856:C:H6	1.89	0.55
26:BA:284:U:H2'	26:BA:285:C:C6	2.40	0.55
26:BA:2881:C:C6	26:BA:2882:A:N7	2.75	0.55
27:BD:164:LEU:O	27:BD:172:ILE:HG21	2.07	0.55
27:BD:172:ILE:HG13	27:BD:182:MET:HE2	1.87	0.55
28:BE:193:PHE:HD1	28:BE:193:PHE:H	1.54	0.55
28:BE:319:ASP:O	28:BE:320:GLN:C	2.44	0.55
31:BH:20:GLY:O	31:BH:21:ASN:CB	2.51	0.55
32:BI:104:ALA:O	32:BI:105:GLN:O	2.25	0.55
32:BI:95:SER:CA	32:BI:98:ILE:CB	2.83	0.55
55:BK:22:PRO:HG2	55:BK:23:PRO:HD2	1.83	0.55
33:BN:23:ALA:O	33:BN:26:VAL:N	2.39	0.55
35:BP:110:GLY:CA	35:BP:129:ALA:HB2	2.35	0.55
35:BP:94:ARG:NE	35:BP:120:LEU:HB2	2.22	0.55
26:BA:637:A:OP2	35:BP:126:SER:CB	2.54	0.55
26:BA:2415:G:H4'	35:BP:51:PHE:HA	1.87	0.55
36:BQ:147:VAL:CG1	36:BQ:148:ASN:N	2.69	0.55
44:BU:55:ARG:O	44:BU:58:ARG:N	2.40	0.55
45:BV:74:TYR:HE2	45:BV:88:GLN:NE2	2.05	0.55
39:BW:89:ALA:HB3	39:BW:92:ARG:H	1.72	0.55
40:BX:7:HIS:HB2	40:BX:8:PRO:HD3	1.87	0.55
41:BY:102:ASP:O	41:BY:108:ARG:HD3	2.05	0.55
41:BY:55:PHE:CB	41:BY:58:GLU:OE2	2.50	0.55
41:BY:51:LEU:CD1	41:BY:97:ARG:CG	2.80	0.55
41:BY:9:LYS:NZ	41:BY:13:ARG:HH22	1.95	0.55
42:BZ:73:LYS:HG3	42:BZ:75:LYS:HE3	1.87	0.55
1:AA:1222:G:P	1:AA:1322:C:C5	3.00	0.55
1:AA:1226:C:N4	16:AM:104:ARG:HG3	2.22	0.55
7:AD:14:ARG:HG2	7:AD:66:ARG:CZ	2.36	0.55
16:AM:44:ARG:HB3	16:AM:46:LYS:HG2	1.88	0.55
2:AV:34:G:H3'	2:AV:35:A:H5''	1.88	0.55
3:AW:29:A:O2'	3:AW:30:G:H5'	2.06	0.55
48:B0:39:ARG:HG2	48:B0:69:PHE:HZ	1.61	0.55
46:B2:28:LEU:HG	46:B2:31:ARG:HH21	1.72	0.55
46:B2:34:GLN:O	46:B2:35:ALA:C	2.44	0.55
49:B4:58:LYS:HD3	49:B4:62:ARG:NH2	2.20	0.55
53:B8:62:LEU:HB2	53:B8:63:PRO:HD2	1.83	0.55
26:BA:2093:G:N3	26:BA:2225:A:N6	2.55	0.55

*Continued on next page...*



*Continued from previous page...*

Atom-1	Atom-2	Interatomic distance (Å)	Clash overlap (Å)
26:BA:2349:G:O6	26:BA:2350:C:C4	2.60	0.55
26:BA:2354:G:N3	26:BA:2355:C:C6	2.75	0.55
26:BA:2353:G:C2	26:BA:2364:C:C4	2.88	0.55
26:BA:2460:U:H2'	26:BA:2461:C:H6	1.71	0.55
26:BA:2521:C:C2	26:BA:2522:U:H6	2.14	0.55
26:BA:2533:A:C2'	26:BA:2534:A:H8	2.19	0.55
26:BA:2567:G:C2	26:BA:2568:C:N4	2.74	0.55
26:BA:2693:A:C6	26:BA:2694:G:O6	2.59	0.55
26:BA:282:A:C5	26:BA:360:G:N2	2.75	0.55
26:BA:452:G:OP1	29:BF:52:ALA:HB1	2.06	0.55
26:BA:666:G:H2'	26:BA:667:U:H6	1.72	0.55
27:BD:131:LEU:CG	27:BD:171:VAL:HG21	2.35	0.55
27:BD:172:ILE:HG12	27:BD:182:MET:HG3	1.88	0.55
27:BD:144:GLU:HG3	27:BD:188:ARG:HB2	1.88	0.55
27:BD:208:GLY:HA3	27:BD:211:HIS:CD2	2.42	0.55
28:BE:107:GLU:CG	28:BE:110:ARG:CZ	2.85	0.55
26:BA:2682:U:C1'	28:BE:49:THR:HA	2.37	0.55
29:BF:114:ALA:O	29:BF:115:LEU:C	2.43	0.55
29:BF:27:ARG:O	29:BF:28:SER:C	2.43	0.55
26:BA:451:C:OP1	29:BF:48:SER:HA	2.07	0.55
29:BF:60:SER:HB3	29:BF:69:HIS:CB	2.30	0.55
29:BF:79:ARG:CG	29:BF:79:ARG:O	2.54	0.55
30:BG:140:ARG:O	30:BG:141:VAL:C	2.45	0.55
30:BG:28:GLY:O	30:BG:69:ILE:HD11	2.05	0.55
32:BI:5:PHE:CB	32:BI:17:GLU:O	2.49	0.55
55:BK:114:PRO:O	55:BK:116:LEU:N	2.39	0.55
34:BO:102:VAL:HG12	34:BO:103:ALA:H	1.71	0.55
43:BR:87:TYR:CD1	43:BR:94:TYR:CG	2.93	0.55
44:BU:25:TRP:CB	44:BU:28:ARG:NH1	2.67	0.55
44:BU:61:TRP:O	44:BU:65:ILE:CB	2.53	0.55
45:BV:35:LEU:HG	45:BV:63:HIS:CE1	2.42	0.55
41:BY:15:PRO:HD2	41:BY:18:GLU:OE2	2.07	0.55
41:BY:78:THR:HG22	41:BY:89:ARG:N	2.21	0.55
42:BZ:172:LEU:O	42:BZ:174:PRO:CD	2.55	0.55
42:BZ:45:GLN:CA	42:BZ:45:GLN:NE2	2.69	0.55
1:AA:1276:G:HO2'	1:AA:1282:C:C1'	2.19	0.55
1:AA:1350:A:H62	12:AI:118:LYS:NZ	2.05	0.55
1:AA:175:C:OP1	23:AT:22:ARG:NH1	2.40	0.55
1:AA:436:C:N3	1:AA:437:U:N3	2.54	0.55
7:AD:98:GLU:CD	7:AD:103:ASN:HD21	2.10	0.55
13:AJ:7:LYS:HB3	13:AJ:97:GLU:HB2	1.89	0.55

*Continued on next page...*



*Continued from previous page...*

Atom-1	Atom-2	Interatomic distance (Å)	Clash overlap (Å)
1:AA:1220:G:N2	22:AS:54:GLY:HA2	2.16	0.55
2:AV:59:U:O2	2:AV:59:U:C2'	2.55	0.55
48:B0:31:VAL:HG12	48:B0:32:LYS:N	2.21	0.55
47:B3:7:LYS:O	47:B3:54:VAL:CG1	2.54	0.55
51:B6:46:LYS:CA	51:B6:46:LYS:CE	2.84	0.55
26:BA:147:U:H2'	26:BA:148:C:O4'	2.07	0.55
26:BA:153:C:H1'	26:BA:175:G:N2	2.21	0.55
26:BA:2256:G:N1	26:BA:2257:U:N3	2.55	0.55
26:BA:2356:C:O2'	48:B0:17:ASN:ND2	2.39	0.55
26:BA:2371:G:HO2'	51:B6:47:HIS:CE1	2.23	0.55
26:BA:2385:C:O2	26:BA:2385:C:H2'	2.05	0.55
26:BA:2412:A:C3'	26:BA:2413:G:H5'	2.36	0.55
26:BA:2462:U:C4	26:BA:2463:C:C4	2.95	0.55
26:BA:2469:A:H2'	26:BA:2470:G:H5'	1.89	0.55
26:BA:1129:A:N6	26:BA:2491:U:OP1	2.40	0.55
26:BA:2059:A:C5	26:BA:2503:A:N7	2.72	0.55
26:BA:2607:G:C2'	26:BA:2608:G:C5'	2.73	0.55
26:BA:2693:A:N3	26:BA:2694:G:C8	2.75	0.55
26:BA:2807:G:C8	26:BA:2808:U:H5	2.25	0.55
26:BA:2825:C:C6	26:BA:2825:C:C5'	2.73	0.55
26:BA:2880:C:O2	43:BR:93:GLY:HA3	2.07	0.55
26:BA:363(A):A:N3	26:BA:363(A):A:H2'	2.20	0.55
26:BA:645:C:OP2	26:BA:2369:A:O4'	2.25	0.55
27:BD:143:ILE:CD1	27:BD:153:LEU:N	2.68	0.55
29:BF:111:VAL:O	29:BF:115:LEU:N	2.33	0.55
26:BA:449:A:OP1	29:BF:85:LYS:CA	2.55	0.55
31:BH:67:THR:HA	31:BH:70:LEU:CB	2.36	0.55
32:BI:132:LYS:CA	32:BI:138:THR:HG21	2.29	0.55
32:BI:77:VAL:CG1	32:BI:143:VAL:HA	2.37	0.55
33:BN:39:VAL:HG12	33:BN:104:TYR:H	1.71	0.55
33:BN:57:TYR:HB2	33:BN:135:ILE:HG21	1.89	0.55
33:BN:136:SER:CA	33:BN:139:LEU:HD21	2.37	0.55
35:BP:62:ALA:CB	35:BP:104:ASP:O	2.53	0.55
38:BT:42:LEU:O	38:BT:44:ARG:CA	2.55	0.55
44:BU:98:ILE:HB	44:BU:106:PHE:CE1	2.42	0.55
39:BW:11:ARG:O	39:BW:12:ILE:CB	2.55	0.55
41:BY:46:ASP:N	41:BY:62:VAL:HB	2.13	0.55
41:BY:71:VAL:HA	41:BY:93:THR:HG22	1.88	0.55
42:BZ:111:GLY:O	42:BZ:174:PRO:HG3	2.06	0.55
42:BZ:4:THR:O	42:BZ:34:LEU:N	2.40	0.55
1:AA:1253:G:OP1	13:AJ:44:VAL:HB	2.06	0.55

*Continued on next page...*



*Continued from previous page...*

Atom-1	Atom-2	Interatomic distance (Å)	Clash overlap (Å)
1:AA:922:G:H2'	1:AA:923:A:C8	2.41	0.55
1:AA:965:A:OP1	1:AA:1198:G:H5''	2.07	0.55
1:AA:991:U:O2'	1:AA:993:G:H1'	2.07	0.55
48:B0:22:GLY:O	48:B0:23:VAL:C	2.45	0.55
47:B3:19:GLN:OE1	47:B3:19:GLN:N	2.39	0.55
49:B4:63:PHE:O	49:B4:64:GLY:C	2.44	0.55
52:B7:17:GLY:O	52:B7:19:ARG:N	2.39	0.55
52:B7:43:THR:O	52:B7:46:ASP:OD2	2.16	0.55
26:BA:1248:G:H2'	44:BU:2:PRO:O	2.07	0.55
26:BA:1255:U:H5''	26:BA:1256:G:H5''	1.89	0.55
26:BA:1263:U:H4'	50:B5:16:ARG:NH2	2.17	0.55
26:BA:184:C:H2'	26:BA:185:U:C6	2.42	0.55
26:BA:2189:U:O2'	26:BA:2190:G:O4'	2.25	0.55
26:BA:2196:C:H2'	26:BA:2196:C:O2	2.05	0.55
26:BA:2306:C:C6	26:BA:2306:C:H3'	2.41	0.55
26:BA:2603:G:N1	26:BA:2604:U:C4	2.74	0.55
26:BA:265:A:C5	26:BA:428:A:C6	2.94	0.55
26:BA:2657:A:N1	26:BA:2665:A:C8	2.74	0.55
26:BA:2703:C:H2'	26:BA:2704:C:O5'	2.03	0.55
26:BA:2725:A:H2'	26:BA:2726:U:H5''	1.87	0.55
26:BA:2767:C:C4	26:BA:2768:C:C4	2.94	0.55
26:BA:2785:C:O2'	28:BE:100:TRP:CG	2.58	0.55
26:BA:2804:C:C5	26:BA:2805:G:O6	2.44	0.55
26:BA:5:A:C6	26:BA:2899:G:N1	2.75	0.55
26:BA:495:G:H4'	39:BW:57:ASN:HD21	0.74	0.55
26:BA:527:C:H6	26:BA:2779:U:H2'	1.71	0.55
26:BA:59:U:O4'	26:BA:73:A:C5	2.60	0.55
26:BA:931:G:H2'	26:BA:932:G:N9	2.20	0.55
25:BB:15:A:H5'	25:BB:16:G:C8	2.42	0.55
25:BB:95:U:H2'	25:BB:96:G:C8	2.42	0.55
27:BD:143:ILE:CG1	27:BD:153:LEU:CB	2.78	0.55
27:BD:63:ILE:O	27:BD:64:ILE:HG23	2.05	0.55
26:BA:2617:C:H1'	28:BE:245:ARG:CZ	2.37	0.55
29:BF:223:LEU:C	29:BF:225:PRO:N	2.59	0.55
30:BG:19:GLU:HB2	30:BG:135:VAL:HG11	1.88	0.55
31:BH:41:THR:H	31:BH:54:PRO:HG3	1.72	0.55
31:BH:40:MET:CB	31:BH:54:PRO:HG3	2.37	0.55
33:BN:38:VAL:HG12	33:BN:39:VAL:H	1.69	0.55
33:BN:58:GLU:CB	33:BN:61:VAL:HG21	2.37	0.55
34:BO:110:ASP:C	34:BO:111:PHE:CG	2.71	0.55
35:BP:92:ASP:HB3	35:BP:118:LEU:CB	2.37	0.55

*Continued on next page...*



*Continued from previous page...*

Atom-1	Atom-2	Interatomic distance (Å)	Clash overlap (Å)
36:BQ:49:VAL:HG21	36:BQ:119:ASN:C	2.27	0.55
36:BQ:85:ILE:HA	36:BQ:122:PHE:CA	2.37	0.55
36:BQ:84:ARG:O	36:BQ:85:ILE:HG23	2.07	0.55
43:BR:58:GLY:CA	43:BR:80:PHE:CZ	2.76	0.55
37:BS:83:LEU:CD1	37:BS:83:LEU:H	2.18	0.55
44:BU:24:PHE:CD1	44:BU:28:ARG:HG3	2.42	0.55
40:BX:30:ASP:HB3	40:BX:62:LYS:HB2	1.89	0.55
41:BY:67:LEU:O	41:BY:68:ASP:C	2.45	0.55
41:BY:78:THR:N	41:BY:89:ARG:NE	2.55	0.55
42:BZ:172:LEU:HD21	42:BZ:173:PRO:CG	2.29	0.55
42:BZ:37:LYS:O	42:BZ:41:ARG:HD2	2.06	0.55
1:AA:1074:G:H2'	1:AA:1075:C:O4'	2.07	0.55
1:AA:20:U:O4'	1:AA:572:A:C2	2.60	0.55
1:AA:949:A:H4'	1:AA:1364:U:N3	2.21	0.55
48:B0:68:VAL:O	48:B0:69:PHE:CB	2.54	0.55
46:B2:2:VAL:N	46:B2:4:HIS:HE1	1.82	0.55
52:B7:38:GLY:O	52:B7:39:ARG:CG	2.55	0.55
26:BA:250:G:OP2	53:B8:12:ARG:NH2	2.39	0.55
26:BA:1060:U:OP1	55:BK:74:PRO:CA	2.30	0.55
26:BA:815:C:H5'	26:BA:1224:G:N2	2.22	0.55
26:BA:1303:G:C5'	26:BA:1642:G:H21	2.20	0.55
26:BA:1303:G:H5'	26:BA:1642:G:H21	1.72	0.55
26:BA:120:U:C6	26:BA:150:C:C2	2.94	0.55
26:BA:16:G:O6	26:BA:525:U:C4	2.59	0.55
26:BA:1952:A:N3	34:BO:22:ILE:CD1	2.68	0.55
26:BA:2031:A:N6	26:BA:2498:C:C5	2.75	0.55
26:BA:2354:G:C1'	48:B0:32:LYS:HG2	2.37	0.55
26:BA:2355:C:C4	26:BA:2356:C:C4	2.95	0.55
26:BA:2392:A:N7	26:BA:2393:A:N7	2.54	0.55
26:BA:2472:G:H2'	26:BA:2475:C:C4	2.39	0.55
26:BA:2481:G:O2'	26:BA:2482:G:OP2	2.22	0.55
26:BA:2494:G:C2	26:BA:2495:G:C4	2.93	0.55
26:BA:221:A:N7	26:BA:266:G:N7	2.55	0.55
26:BA:2791:C:O2'	26:BA:2792:G:O4'	2.20	0.55
26:BA:2810:A:O2'	26:BA:2811:G:C5'	2.51	0.55
26:BA:2820:A:O2'	28:BE:207:GLY:O	2.25	0.55
26:BA:545(A):A:OP2	26:BA:1546:C:C4	2.55	0.55
26:BA:72:U:O4'	46:B2:57:LYS:NZ	2.37	0.55
26:BA:857:C:H42	26:BA:920:G:H1	1.55	0.55
25:BB:50:G:OP2	37:BS:74:PRO:HG3	1.95	0.55
28:BE:107:GLU:HG2	28:BE:110:ARG:CZ	2.37	0.55

*Continued on next page...*



*Continued from previous page...*

Atom-1	Atom-2	Interatomic distance (Å)	Clash overlap (Å)
28:BE:190:ASN:C	28:BE:192:ILE:N	2.60	0.55
28:BE:210:THR:HA	28:BE:216:ARG:HH21	1.57	0.55
29:BF:57:PRO:O	29:BF:79:ARG:CB	2.48	0.55
30:BG:29:HIS:O	30:BG:29:HIS:CD2	2.60	0.55
31:BH:115:GLU:O	31:BH:115:GLU:OE1	2.24	0.55
32:BI:7:LYS:HB2	32:BI:12:LYS:HZ2	1.72	0.55
55:BK:93:LYS:CA	55:BK:96:ILE:CG1	2.78	0.55
33:BN:25:GLN:O	33:BN:27:ALA:C	2.45	0.55
34:BO:104:ARG:HH12	34:BO:122:ILE:HA	1.71	0.55
34:BO:66:LYS:H	34:BO:82:ASN:ND2	2.04	0.55
35:BP:120:LEU:CD1	35:BP:120:LEU:C	2.76	0.55
43:BR:18:LEU:O	43:BR:20:LEU:N	2.39	0.55
26:BA:2320:A:C6	37:BS:9:PRO:CG	2.79	0.55
39:BW:66:GLU:O	39:BW:68:ARG:N	2.39	0.55
42:BZ:38:ALA:O	42:BZ:40:ASP:N	2.39	0.55
42:BZ:75:LYS:O	42:BZ:76:ARG:CB	2.55	0.55
1:AA:989:C:C4'	1:AA:1016:A:H2	2.20	0.55
1:AA:1259:C:H42	1:AA:1276:G:H1	1.53	0.55
1:AA:294:U:H2'	1:AA:295:C:C6	2.42	0.55
1:AA:7:G:H1'	1:AA:298:A:C8	2.41	0.55
1:AA:355:C:C4'	1:AA:389:A:OP2	2.55	0.55
1:AA:361(A):C:O2'	1:AA:1362:C:O4'	2.24	0.55
1:AA:48:C:P	1:AA:115:G:OP1	2.65	0.55
1:AA:51:A:H61	1:AA:314:C:H1'	1.72	0.55
1:AA:127:G:H4'	1:AA:635:G:O2'	2.07	0.55
1:AA:749:C:O2	1:AA:749:C:H2'	2.07	0.55
1:AA:939:G:O2'	1:AA:940:C:O4'	2.24	0.55
12:AI:37:PHE:N	12:AI:37:PHE:CD2	2.74	0.55
20:AQ:67:LYS:HA	20:AQ:70:ARG:NH2	2.22	0.55
51:B6:13:GLU:O	51:B6:52:GLU:HA	2.06	0.55
26:BA:1179:C:H2'	26:BA:1180:C:C6	2.42	0.55
26:BA:1609:A:C5	26:BA:1616:A:C2	2.95	0.55
26:BA:1653:G:H5''	26:BA:1653:G:H8	1.72	0.55
26:BA:1899:G:H22	26:BA:1902:C:H41	1.55	0.55
26:BA:2080:G:C6	26:BA:2241:A:N6	2.75	0.55
26:BA:2331:G:H2'	26:BA:2332:U:C1'	2.37	0.55
26:BA:2392:A:N6	26:BA:2393:A:N6	2.54	0.55
26:BA:2414:G:H2'	26:BA:2415:G:C8	2.42	0.55
26:BA:2447:G:N9	26:BA:2500:U:H5	1.95	0.55
26:BA:2051:A:C5	26:BA:2614:A:C5	2.94	0.55
26:BA:2678:C:N4	26:BA:2729:G:H1	2.05	0.55

*Continued on next page...*



*Continued from previous page...*

Atom-1	Atom-2	Interatomic distance (Å)	Clash overlap (Å)
26:BA:2737:G:C2	26:BA:2738:A:C8	2.95	0.55
26:BA:1710:C:H4'	26:BA:2858:C:N3	2.21	0.55
26:BA:322:A:N3	26:BA:341:G:N7	2.55	0.55
26:BA:801:G:OP2	29:BF:79:ARG:NH1	2.40	0.55
27:BD:213:LYS:CB	27:BD:215:LYS:CA	2.80	0.55
26:BA:780:G:C6	27:BD:233:ASP:CG	2.80	0.55
28:BE:269:ILE:HA	28:BE:297:LYS:CE	2.37	0.55
29:BF:11:ASN:ND2	29:BF:160:LEU:HD11	2.21	0.55
30:BG:142:ALA:HB2	30:BG:151:ILE:HG13	1.83	0.55
31:BH:100:LYS:HG3	31:BH:100:LYS:O	2.07	0.55
31:BH:32:LEU:HD21	31:BH:34:ARG:HB2	1.89	0.55
26:BA:2748:A:H1'	31:BH:66:THR:HB	1.88	0.55
31:BH:82:TYR:CZ	31:BH:137:LYS:HG2	2.41	0.55
32:BI:122:ARG:C	32:BI:124:LEU:H	2.11	0.55
32:BI:76:THR:CB	32:BI:144:HIS:HE1	2.19	0.55
33:BN:24:SER:OG	33:BN:25:GLN:N	2.40	0.55
34:BO:60:ALA:HB1	34:BO:85:VAL:O	2.07	0.55
43:BR:72:ASP:C	43:BR:76:VAL:HG21	2.27	0.55
37:BS:116:PHE:O	37:BS:120:GLU:OE2	2.25	0.55
37:BS:116:PHE:C	37:BS:120:GLU:OE1	2.41	0.55
37:BS:39:SER:O	37:BS:41:LYS:N	2.40	0.55
38:BT:37:GLU:O	38:BT:38:ASN:C	2.44	0.55
45:BV:78:VAL:CB	45:BV:80:TYR:CD1	2.88	0.55
39:BW:88:ARG:C	39:BW:91:GLY:H	2.10	0.55
40:BX:50:GLU:OE1	40:BX:50:GLU:CA	2.55	0.55
26:BA:294:A:H4'	41:BY:15:PRO:CG	2.37	0.55
42:BZ:106:GLY:N	42:BZ:142:ASN:ND2	2.42	0.55
42:BZ:3:LEU:O	42:BZ:56:VAL:HG22	2.07	0.55
42:BZ:66:VAL:HG23	42:BZ:68:ALA:O	2.07	0.55
1:AA:971:G:P	1:AA:1231:G:H21	2.29	0.54
1:AA:279:A:H4'	1:AA:280:C:OP2	2.06	0.54
1:AA:501:C:H3'	1:AA:501:C:C6	2.42	0.54
15:AL:37:CYS:HA	15:AL:57:LYS:O	2.07	0.54
19:AP:8:ARG:NH1	19:AP:11:SER:O	2.33	0.54
1:AA:278:G:C6	20:AQ:95:TYR:HB3	2.42	0.54
48:B0:86:THR:O	48:B0:87:GLU:C	2.45	0.54
49:B4:41:PRO:CB	49:B4:57:ASP:CG	2.73	0.54
50:B5:42:SER:O	50:B5:43:HIS:ND1	2.40	0.54
51:B6:11:LYS:HZ3	53:B8:35:GLY:H	1.56	0.54
26:BA:1482:U:C1'	26:BA:1512:G:H22	2.20	0.54
26:BA:2075:U:O2'	26:BA:2596:U:N3	2.39	0.54

*Continued on next page...*



*Continued from previous page...*

Atom-1	Atom-2	Interatomic distance (Å)	Clash overlap (Å)
26:BA:215:G:H4'	26:BA:216:A:O5'	2.07	0.54
26:BA:2209:C:N4	26:BA:2215:G:C6	2.73	0.54
26:BA:2281:C:O2'	26:BA:2282:G:P	2.64	0.54
26:BA:2289:G:N2	26:BA:2290:G:C4	2.76	0.54
26:BA:2384:G:C3'	26:BA:2386:C:OP2	2.55	0.54
26:BA:2400:G:N2	26:BA:2401:U:O2	2.40	0.54
26:BA:2471:C:C2	26:BA:2479:G:N2	2.65	0.54
26:BA:2496:C:N4	26:BA:2497:A:N1	2.55	0.54
26:BA:2517:C:C5	26:BA:2542:A:N7	2.76	0.54
26:BA:2570:G:C3'	26:BA:2571:C:H6	2.17	0.54
26:BA:781:A:H5'	26:BA:782:A:H8	1.73	0.54
25:BB:8:U:H5'	37:BS:37:ARG:NE	2.22	0.54
27:BD:156:ALA:HB1	27:BD:196:ASN:HB3	1.88	0.54
29:BF:81:PRO:O	29:BF:82:GLN:CG	2.55	0.54
2:AV:57:G:H1'	30:BG:56:ARG:HH12	1.68	0.54
30:BG:29:HIS:HE1	30:BG:64:ARG:NH1	1.81	0.54
31:BH:122:ILE:C	31:BH:123:GLU:OE2	2.46	0.54
31:BH:130:ILE:N	31:BH:130:ILE:CD1	2.59	0.54
31:BH:34:ARG:HD2	31:BH:36:PHE:HZ	1.69	0.54
31:BH:85:ALA:CA	31:BH:131:ILE:HG22	2.34	0.54
32:BI:48:GLU:HG3	32:BI:52:GLN:NE2	2.10	0.54
55:BK:104:GLN:O	55:BK:107:GLU:CD	2.46	0.54
55:BK:132:ALA:CB	55:BK:137:ILE:O	2.53	0.54
37:BS:114:LYS:O	37:BS:115:VAL:O	2.24	0.54
44:BU:43:ALA:HA	44:BU:46:GLU:CD	2.28	0.54
44:BU:69:ALA:HA	44:BU:79:PHE:CE2	2.41	0.54
26:BA:974:G:C5	45:BV:80:TYR:CE2	2.95	0.54
39:BW:68:ARG:NE	39:BW:110:LYS:HB3	2.22	0.54
40:BX:40:ALA:N	40:BX:43:GLU:OE1	2.40	0.54
41:BY:103:LEU:HD11	41:BY:113:GLU:CB	2.36	0.54
36:BQ:36:ASN:CG	42:BZ:116:VAL:HG12	2.26	0.54
1:AA:1114:C:O2'	17:AN:60:SER:C	2.44	0.54
1:AA:1314:C:N4	22:AS:4:SER:CB	2.70	0.54
1:AA:160:A:H2'	1:AA:161:A:O4'	2.07	0.54
1:AA:173:U:H5'	1:AA:197:A:H5'	1.88	0.54
1:AA:356:A:C4'	1:AA:388:G:N2	2.70	0.54
1:AA:1324:A:O4'	1:AA:361(A):C:H4'	2.07	0.54
1:AA:529:G:C5	15:AL:49:ASN:ND2	2.75	0.54
8:AE:7:GLU:HB3	8:AE:112:LEU:HD11	1.88	0.54
1:AA:275:G:H5'	20:AQ:14:LYS:HD3	1.89	0.54
46:B2:52:ALA:O	46:B2:56:ILE:HD11	1.85	0.54

*Continued on next page...*



*Continued from previous page...*

Atom-1	Atom-2	Interatomic distance (Å)	Clash overlap (Å)
47:B3:1:MET:O	47:B3:3:ARG:HG3	2.07	0.54
51:B6:42:PRO:HD3	51:B6:50:PHE:CZ	2.42	0.54
26:BA:1612:C:N1	52:B7:3:ARG:NH1	2.55	0.54
54:B9:10:MET:C	54:B9:10:MET:HE3	2.28	0.54
26:BA:1449:A:C5'	26:BA:1528:A:C2	2.86	0.54
26:BA:1792:G:OP1	27:BD:204:PHE:CE1	2.59	0.54
26:BA:1802:A:H61	26:BA:1822:G:H1'	1.72	0.54
26:BA:1805:U:C5'	27:BD:235:PRO:CB	2.85	0.54
26:BA:1912:A:C8	26:BA:1913:A:H1'	2.41	0.54
26:BA:2468:G:O6	26:BA:2481:G:O6	2.19	0.54
26:BA:2610:C:O4'	26:BA:2610:C:OP2	2.25	0.54
26:BA:264:C:C3'	26:BA:265:A:H5''	2.38	0.54
26:BA:2676:C:H2'	26:BA:2677:G:O5'	2.07	0.54
26:BA:2740:A:C2	26:BA:2764:A:N3	2.75	0.54
26:BA:2749:A:H5'	31:BH:62:ALA:HA	1.89	0.54
26:BA:2799:A:O5'	26:BA:2801:A:OP2	2.25	0.54
26:BA:2821:A:C2	26:BA:2822:G:C6	2.89	0.54
26:BA:2853:C:O2'	26:BA:2854:G:H5'	2.08	0.54
26:BA:2864:G:O2'	26:BA:2865:U:C1'	2.54	0.54
26:BA:322:A:N3	26:BA:341:G:C4	2.75	0.54
26:BA:715:G:H8	26:BA:715:G:H5'	1.72	0.54
26:BA:963:U:H1'	26:BA:2250:G:C2	2.29	0.54
26:BA:1818:U:C4'	27:BD:155:ARG:HG2	2.33	0.54
27:BD:209:ASN:O	27:BD:210:LYS:C	2.45	0.54
27:BD:208:GLY:HA3	27:BD:210:LYS:HZ1	1.48	0.54
28:BE:242:ASN:HD22	28:BE:242:ASN:N	2.03	0.54
28:BE:205:THR:N	28:BE:259:HIS:O	2.39	0.54
26:BA:2679:A:H5''	28:BE:261:ARG:HD3	1.88	0.54
28:BE:296:VAL:HG12	28:BE:297:LYS:N	2.22	0.54
28:BE:44:TYR:HA	28:BE:307:LEU:O	2.08	0.54
29:BF:140:VAL:HB	29:BF:235:PHE:C	2.27	0.54
29:BF:238:SER:HA	29:BF:241:ALA:HB2	1.89	0.54
30:BG:25:MET:SD	30:BG:129:ASP:CB	2.91	0.54
31:BH:15:THR:O	31:BH:25:VAL:HA	2.08	0.54
31:BH:80:LYS:O	31:BH:81:GLY:C	2.42	0.54
55:BK:129:GLU:CG	55:BK:133:LYS:CE	2.50	0.54
26:BA:1078:U:OP1	55:BK:93:LYS:HG3	2.07	0.54
33:BN:136:SER:CA	33:BN:139:LEU:HD22	2.38	0.54
36:BQ:32:LYS:NZ	42:BZ:172:LEU:HD13	2.07	0.54
43:BR:104:ARG:CA	43:BR:105:ARG:NH2	2.43	0.54
43:BR:81:ASP:O	43:BR:85:PRO:CD	2.54	0.54

*Continued on next page...*



*Continued from previous page...*

Atom-1	Atom-2	Interatomic distance (Å)	Clash overlap (Å)
45:BV:19:VAL:CG1	45:BV:21:ARG:HH22	2.14	0.54
26:BA:974:G:C6	45:BV:80:TYR:CZ	2.94	0.54
26:BA:814:C:OP1	45:BV:84:THR:HG22	2.07	0.54
39:BW:25:ARG:CG	39:BW:26:GLY:N	2.71	0.54
41:BY:31:LEU:HB3	41:BY:113:GLU:CD	2.27	0.54
41:BY:51:LEU:N	41:BY:51:LEU:CD1	2.61	0.54
1:AA:3(A):G:N7	1:AA:1004:A:H1'	2.23	0.54
1:AA:1227:A:OP1	22:AS:80:TYR:OH	2.20	0.54
1:AA:922:G:N3	1:AA:1398:A:H2	2.05	0.54
1:AA:325:A:H2'	1:AA:326:G:O4'	2.07	0.54
5:AB:103:THR:O	5:AB:104:ASN:CB	2.54	0.54
1:AA:426:G:H4'	7:AD:42:GLN:HA	1.89	0.54
1:AA:15:G:H1'	8:AE:19:MET:SD	2.47	0.54
8:AE:79:GLU:OE2	11:AH:104:ARG:HD3	2.07	0.54
11:AH:111:ILE:HG22	11:AH:134:ILE:HD12	1.89	0.54
14:AK:72:ALA:O	14:AK:77:MET:HB2	2.07	0.54
1:AA:501:C:P	15:AL:124:LYS:HD3	2.47	0.54
1:AA:254:G:H4'	20:AQ:18:THR:OG1	2.07	0.54
48:B0:30:VAL:HG23	48:B0:62:LEU:HB3	1.90	0.54
50:B5:34:PRO:HG3	50:B5:36:CYS:SG	2.41	0.54
26:BA:1612:C:C6	52:B7:3:ARG:NH2	2.76	0.54
53:B8:54:GLU:O	53:B8:55:TRP:C	2.43	0.54
53:B8:54:GLU:O	53:B8:55:TRP:O	2.25	0.54
53:B8:9:MET:HA	53:B8:12:ARG:HG2	1.89	0.54
26:BA:1129:A:C2	26:BA:2570:G:N9	2.74	0.54
26:BA:582:G:H1	26:BA:1258:C:H42	1.55	0.54
26:BA:1264:G:P	50:B5:19:ARG:NH1	2.71	0.54
26:BA:1511:A:H2'	26:BA:1512:G:O4'	2.07	0.54
26:BA:1598:C:H5'	40:BX:34:LYS:CB	2.37	0.54
26:BA:2246:G:N3	26:BA:2247:A:N7	2.56	0.54
26:BA:2321:G:C2'	26:BA:2321:G:N3	2.70	0.54
26:BA:2292:C:N4	26:BA:2340:G:H1	2.04	0.54
26:BA:2510:C:N4	26:BA:2511:U:O4	2.41	0.54
26:BA:2544:G:H2'	26:BA:2545:G:H5'	1.85	0.54
26:BA:2558:C:C2'	26:BA:2559:C:H5'	2.38	0.54
26:BA:2575:C:C5'	26:BA:2576:G:OP2	2.52	0.54
26:BA:2693:A:C2	26:BA:2694:G:C8	2.95	0.54
26:BA:2716:U:C2	26:BA:2717:G:C8	2.96	0.54
26:BA:2759:G:H2'	26:BA:2760:C:C5'	2.38	0.54
26:BA:295:G:OP1	26:BA:338:G:C2	2.61	0.54
26:BA:683:C:N4	26:BA:684:G:O6	2.39	0.54

*Continued on next page...*



*Continued from previous page...*

Atom-1	Atom-2	Interatomic distance (Å)	Clash overlap (Å)
30:BG:13:MET:CE	30:BG:13:MET:HA	2.38	0.54
31:BH:126:SER:O	31:BH:127:GLN:C	2.45	0.54
31:BH:90:GLY:CA	31:BH:159:LYS:CE	2.85	0.54
32:BI:40:THR:O	32:BI:41:PRO:C	2.45	0.54
32:BI:68:LEU:CD2	32:BI:72:LEU:HD21	2.37	0.54
33:BN:15:ARG:CG	33:BN:43:ARG:CB	2.85	0.54
34:BO:66:LYS:H	34:BO:82:ASN:HD22	1.54	0.54
35:BP:115:ARG:O	35:BP:117:GLU:N	2.40	0.54
35:BP:65:ASP:OD1	35:BP:68:GLU:OE1	2.26	0.54
35:BP:96:VAL:HG23	35:BP:101:ASP:N	2.21	0.54
26:BA:910:A:H62	36:BQ:11:LYS:C	2.11	0.54
36:BQ:66:ASN:O	36:BQ:69:ASN:N	2.40	0.54
26:BA:1287:A:N7	43:BR:105:ARG:O	2.40	0.54
43:BR:84:ALA:O	43:BR:87:TYR:HB2	2.07	0.54
37:BS:63:SER:O	37:BS:68:GLU:HA	2.08	0.54
37:BS:76:GLY:C	37:BS:80:SER:O	2.45	0.54
38:BT:6:CYS:O	38:BT:7:ASP:OD2	2.25	0.54
44:BU:28:ARG:CA	44:BU:31:GLN:CB	2.69	0.54
26:BA:1252:G:N2	44:BU:37:GLN:HB2	2.22	0.54
44:BU:78:THR:OG1	44:BU:79:PHE:N	2.39	0.54
39:BW:50:VAL:CG1	39:BW:50:VAL:O	2.54	0.54
26:BA:294:A:H4'	41:BY:15:PRO:HG2	1.88	0.54
41:BY:47:THR:O	41:BY:98:VAL:HA	2.06	0.54
41:BY:74:VAL:HG12	41:BY:77:VAL:CG2	2.19	0.54
41:BY:83:ASP:OD1	41:BY:83:ASP:N	2.40	0.54
41:BY:51:LEU:CD2	41:BY:95:ASN:CB	2.86	0.54
42:BZ:124:ALA:H	42:BZ:159:THR:CG2	2.18	0.54
1:AA:1004:A:H2'	1:AA:1036:G:O6	2.08	0.54
1:AA:1329:A:OP1	16:AM:26:GLY:O	2.25	0.54
1:AA:695:A:H2'	1:AA:696:A:C8	2.42	0.54
1:AA:953:G:H1'	16:AM:125:ARG:CA	2.37	0.54
5:AB:164:VAL:HG21	5:AB:170:GLU:HB3	1.89	0.54
5:AB:96:ARG:H	5:AB:96:ARG:HD2	1.72	0.54
6:AC:150:LYS:HE3	6:AC:167:TRP:HE1	1.71	0.54
6:AC:188:LEU:HD12	6:AC:190:ARG:HG3	1.89	0.54
8:AE:15:ARG:HG2	8:AE:28:PHE:CD2	2.43	0.54
13:AJ:6:ILE:HG22	13:AJ:98:ILE:HG12	1.88	0.54
14:AK:57:THR:HG23	14:AK:60:ALA:H	1.72	0.54
15:AL:100:ILE:HD13	15:AL:100:ILE:H	1.72	0.54
1:AA:1308:U:H5''	16:AM:110:ARG:NH2	2.15	0.54
20:AQ:11:VAL:HB	20:AQ:88:TYR:CD2	2.41	0.54

*Continued on next page...*



*Continued from previous page...*

Atom-1	Atom-2	Interatomic distance (Å)	Clash overlap (Å)
1:AA:279:A:C8	20:AQ:95:TYR:CE2	2.96	0.54
23:AT:41:VAL:O	23:AT:45:GLN:HB2	2.07	0.54
3:AW:72:C:H2'	3:AW:73:A:C8	2.43	0.54
46:B2:27:LEU:O	46:B2:28:LEU:C	2.45	0.54
49:B4:23:GLU:O	49:B4:26:SER:O	2.25	0.54
26:BA:400:G:H1	49:B4:63:PHE:HE1	1.55	0.54
51:B6:28:ARG:HB2	51:B6:28:ARG:HH11	1.66	0.54
52:B7:30:ILE:N	52:B7:33:ARG:HG3	2.23	0.54
54:B9:18:ARG:HA	54:B9:22:ARG:O	2.07	0.54
26:BA:1264:G:O6	26:BA:1265:A:N6	2.41	0.54
26:BA:1472:A:C2'	26:BA:1473:G:C8	2.86	0.54
26:BA:1632:A:H8	26:BA:1632:A:O5'	1.90	0.54
26:BA:2067:G:C2	26:BA:2444:G:C4	2.96	0.54
26:BA:2281:C:OP2	26:BA:2281:C:H6	1.90	0.54
26:BA:2299:G:C6	26:BA:2300:G:O6	2.61	0.54
26:BA:2334:G:H5'	37:BS:12:ARG:O	2.07	0.54
26:BA:2414:G:C4	26:BA:2415:G:H8	2.18	0.54
26:BA:2436:G:C6	26:BA:2437:U:N3	2.76	0.54
26:BA:2479:G:C6	26:BA:2480:C:N3	2.75	0.54
26:BA:2623:G:C2	26:BA:2624:G:C4	2.94	0.54
26:BA:2644:G:N1	26:BA:2645:G:C2	2.76	0.54
26:BA:2690:C:C2'	26:BA:2691:C:OP2	2.56	0.54
26:BA:2698:U:N3	26:BA:2699:C:H5	1.88	0.54
26:BA:2725:A:N1	26:BA:2727:G:H1'	2.22	0.54
26:BA:2734:A:C5'	26:BA:2735:G:OP2	2.55	0.54
26:BA:2839:G:H21	26:BA:2840:C:H1'	1.73	0.54
26:BA:2862:G:HO2'	26:BA:2863:C:C1'	2.21	0.54
26:BA:286:C:H2'	26:BA:287:C:C5'	2.37	0.54
27:BD:140:VAL:HA	27:BD:191:VAL:HA	1.89	0.54
29:BF:144:PHE:C	29:BF:146:ASP:N	2.46	0.54
29:BF:163:HIS:CD2	29:BF:166:ILE:HD11	2.41	0.54
30:BG:56:ARG:C	30:BG:63:ILE:HG13	2.28	0.54
31:BH:143:LEU:CG	31:BH:144:ALA:N	2.70	0.54
32:BI:7:LYS:HB2	32:BI:12:LYS:HD3	1.77	0.54
55:BK:132:ALA:O	55:BK:137:ILE:N	2.40	0.54
33:BN:21:ARG:CA	33:BN:24:SER:CB	2.84	0.54
33:BN:15:ARG:CG	33:BN:43:ARG:HB3	2.30	0.54
35:BP:92:ASP:HB3	35:BP:118:LEU:CG	2.34	0.54
36:BQ:58:HIS:C	36:BQ:59:ASN:HD22	2.10	0.54
43:BR:64:ARG:HG2	43:BR:65:LEU:N	2.22	0.54
37:BS:106:LEU:O	37:BS:107:ASN:C	2.45	0.54

*Continued on next page...*



*Continued from previous page...*

Atom-1	Atom-2	Interatomic distance (Å)	Clash overlap (Å)
37:BS:110:THR:O	37:BS:116:PHE:CD1	2.61	0.54
37:BS:40:ASN:CA	37:BS:114:LYS:NZ	2.46	0.54
38:BT:5:GLU:O	38:BT:8:TYR:C	2.45	0.54
44:BU:70:ARG:HA	44:BU:74:MET:O	2.08	0.54
44:BU:74:MET:HE2	44:BU:78:THR:CB	2.35	0.54
44:BU:7:GLY:CA	44:BU:8:ILE:CD1	2.80	0.54
45:BV:40:VAL:CA	45:BV:51:ALA:CA	2.84	0.54
44:BU:88:ILE:HG22	45:BV:52:GLY:HA2	1.90	0.54
45:BV:74:TYR:CE1	45:BV:86:HIS:C	2.80	0.54
39:BW:8:ARG:HG3	39:BW:102:HIS:HE1	1.56	0.54
40:BX:22:ASN:C	40:BX:68:LEU:HD11	2.27	0.54
40:BX:23:LYS:O	40:BX:68:LEU:HD22	2.05	0.54
41:BY:47:THR:HG22	41:BY:100:ASP:O	2.07	0.54
42:BZ:140:LYS:N	42:BZ:141:MET:SD	2.80	0.54
1:AA:1127:G:H2'	1:AA:1128:C:C6	2.42	0.54
1:AA:1054:C:H1'	1:AA:1196:U:C5	2.41	0.54
1:AA:1263:C:H42	1:AA:1272:G:H1	1.55	0.54
1:AA:1354:C:H2'	1:AA:1355:G:C8	2.43	0.54
1:AA:436:C:C4	1:AA:437:U:C4	2.94	0.54
1:AA:761:G:O2'	20:AQ:104:LYS:HA	2.07	0.54
1:AA:427:U:C5'	7:AD:41:GLY:HA2	2.28	0.54
12:AI:37:PHE:HD2	12:AI:37:PHE:N	2.05	0.54
16:AM:14:ARG:HA	16:AM:44:ARG:HA	1.89	0.54
19:AP:4:ILE:HG12	19:AP:21:VAL:HG13	1.88	0.54
1:AA:1353:G:P	24:AU:10:ARG:CZ	2.93	0.54
2:AV:56:C:C5	2:AV:57:G:C6	2.96	0.54
2:AV:7:U:O3'	2:AV:8:U:P	2.65	0.54
49:B4:39:VAL:O	49:B4:39:VAL:CG1	2.55	0.54
53:B8:16:ILE:N	53:B8:16:ILE:CD1	2.64	0.54
26:BA:650:C:P	53:B8:19:THR:CG2	2.95	0.54
54:B9:7:VAL:HG13	54:B9:34:GLN:HG3	1.76	0.54
26:BA:1022:G:N2	26:BA:1140:C:C2	2.76	0.54
26:BA:1497:U:H3	26:BA:1577:C:H4'	1.73	0.54
26:BA:1610:A:OP1	26:BA:1611:C:H5	1.90	0.54
26:BA:1819:A:C4	27:BD:177:SER:HB3	2.43	0.54
26:BA:2094:G:N1	26:BA:2196:C:C4	2.66	0.54
26:BA:2218:G:N3	26:BA:2219:G:C8	2.75	0.54
26:BA:2466:C:C4	26:BA:2467:C:N4	2.75	0.54
26:BA:2484:G:N3	26:BA:2485:G:O4'	2.41	0.54
26:BA:2529:G:H5''	26:BA:2530:A:H5''	1.88	0.54
26:BA:2589:A:C5	26:BA:2590:A:C8	2.93	0.54

*Continued on next page...*



*Continued from previous page...*

Atom-1	Atom-2	Interatomic distance (Å)	Clash overlap (Å)
26:BA:2641:G:N1	26:BA:2774:C:C4	2.76	0.54
26:BA:2544:G:C4'	26:BA:2645:G:C8	2.91	0.54
26:BA:2694:G:C6	26:BA:2695:C:C4	2.96	0.54
26:BA:2736:G:N1	26:BA:2769:C:C4	2.75	0.54
26:BA:2821:A:H2'	26:BA:2822:G:N9	2.22	0.54
26:BA:2854:G:N1	26:BA:2864:G:C5	2.72	0.54
26:BA:2871:C:H2'	26:BA:2871:C:O2	2.08	0.54
27:BD:174:ARG:HD3	27:BD:180:VAL:HG22	1.88	0.54
28:BE:71:THR:CG2	28:BE:299:SER:OG	2.31	0.54
28:BE:311:PHE:C	28:BE:312:ARG:HG3	2.27	0.54
28:BE:44:TYR:HE1	28:BE:308:VAL:CG1	2.18	0.54
29:BF:37:ALA:CB	29:BF:102:LEU:CG	2.86	0.54
29:BF:200:PRO:CB	29:BF:205:ARG:HD3	2.37	0.54
29:BF:150:THR:CG2	29:BF:207:LEU:HD21	2.38	0.54
31:BH:40:MET:HA	31:BH:54:PRO:CB	2.37	0.54
32:BI:2:LYS:CD	32:BI:39:ALA:CB	2.82	0.54
26:BA:1140:C:C5	33:BN:49:ARG:HD2	2.37	0.54
34:BO:66:LYS:HZ1	34:BO:67:ARG:NE	2.03	0.54
35:BP:132:LYS:O	35:BP:135:GLY:CA	2.55	0.54
43:BR:59:ASP:N	43:BR:80:PHE:HE2	2.04	0.54
37:BS:92:ALA:C	37:BS:94:GLU:H	2.10	0.54
38:BT:20:MET:CB	38:BT:30:HIS:HA	2.37	0.54
44:BU:14:HIS:CG	44:BU:36:PHE:CZ	2.94	0.54
44:BU:41:ASN:CG	44:BU:42:ALA:H	2.07	0.54
44:BU:92:ARG:O	44:BU:95:LEU:CD1	2.52	0.54
44:BU:94:VAL:HG13	45:BV:13:ARG:HG2	1.89	0.54
45:BV:50:ASP:CB	45:BV:53:LYS:H	2.21	0.54
39:BW:78:GLU:OE1	39:BW:99:ARG:NE	2.40	0.54
41:BY:70:ALA:O	41:BY:71:VAL:CG2	2.54	0.54
42:BZ:52:PHE:O	42:BZ:53:ASP:CB	2.53	0.54
1:AA:1239:A:H62	1:AA:1299:A:N6	2.05	0.54
1:AA:975:A:C4	1:AA:1357:A:C2	2.95	0.54
1:AA:1315:U:O2'	1:AA:1360:A:C2'	2.55	0.54
1:AA:1372:U:H2'	1:AA:1373:G:O4'	2.08	0.54
5:AB:18:GLY:HA3	5:AB:41:ILE:HA	1.90	0.54
6:AC:70:VAL:HG12	6:AC:72:LYS:H	1.73	0.54
9:AF:76:ALA:HB1	9:AF:80:ARG:HH21	1.71	0.54
1:AA:1307:U:H4'	16:AM:109:THR:CG2	2.38	0.54
16:AM:94:ARG:H	16:AM:95:GLY:N	2.02	0.54
13:AJ:64:GLU:CB	17:AN:59:ALA:HB2	2.37	0.54
1:AA:625:G:H4'	19:AP:16:HIS:CG	2.43	0.54

*Continued on next page...*



*Continued from previous page...*

Atom-1	Atom-2	Interatomic distance (Å)	Clash overlap (Å)
46:B2:3:LEU:HD22	46:B2:8:ILE:CD1	2.38	0.54
47:B3:38:GLU:O	47:B3:39:ASP:C	2.45	0.54
53:B8:36:LYS:HE2	53:B8:40:GLU:CD	2.27	0.54
26:BA:1024:G:N7	26:BA:1025:G:N7	2.55	0.54
26:BA:1254:A:N7	26:BA:1256:G:N9	2.56	0.54
26:BA:1395:A:P	26:BA:1603:A:H5''	2.48	0.54
26:BA:1677:A:H2'	26:BA:1678:G:C8	2.43	0.54
26:BA:2100:G:C5	26:BA:2190:G:C2	2.95	0.54
26:BA:2299:G:C4	26:BA:2300:G:N7	2.76	0.54
26:BA:2330:G:C3'	26:BA:2331:G:H5'	2.38	0.54
26:BA:2386:C:O2'	26:BA:2387:U:O5'	2.26	0.54
26:BA:2415:G:C4	26:BA:2416:C:C5	2.92	0.54
26:BA:2533:A:C2'	26:BA:2534:A:C8	2.90	0.54
26:BA:265:A:C5	26:BA:428:A:N6	2.75	0.54
26:BA:86:C:OP1	41:BY:68:ASP:CG	2.45	0.54
28:BE:39:GLN:OE1	28:BE:174:LEU:HD11	1.96	0.54
28:BE:181:VAL:CG1	28:BE:181:VAL:O	2.55	0.54
28:BE:42:ALA:N	28:BE:189:MET:HE1	2.02	0.54
28:BE:211:GLN:N	28:BE:216:ARG:NE	2.40	0.54
29:BF:201:SER:CB	29:BF:204:ALA:HB3	2.38	0.54
29:BF:243:VAL:CA	29:BF:246:ARG:CG	2.83	0.54
30:BG:81:GLU:C	30:BG:85:GLN:HG2	2.15	0.54
30:BG:97:GLN:CB	30:BG:106:PHE:CZ	2.88	0.54
31:BH:108:TYR:O	31:BH:109:SER:CB	2.47	0.54
31:BH:85:ALA:C	31:BH:131:ILE:HG22	2.26	0.54
33:BN:12:VAL:HB	33:BN:38:VAL:HG21	1.87	0.54
26:BA:2041:U:C5'	33:BN:70:PHE:HE1	2.19	0.54
33:BN:93:ARG:O	33:BN:94:GLY:O	2.25	0.54
26:BA:1665:A:H1'	34:BO:67:ARG:HD2	1.89	0.54
25:BB:89(A):A:H2	36:BQ:52:LYS:NZ	2.00	0.54
43:BR:55:ALA:HB1	43:BR:79:LEU:HD21	1.86	0.54
43:BR:77:ARG:C	43:BR:81:ASP:OD1	2.45	0.54
37:BS:121:GLY:O	37:BS:122:ALA:C	2.43	0.54
45:BV:72:ARG:O	45:BV:88:GLN:N	2.40	0.54
40:BX:19:ASP:OD1	40:BX:20:PHE:CG	2.57	0.54
42:BZ:40:ASP:CB	42:BZ:41:ARG:NH2	2.70	0.54
1:AA:105:G:H2'	1:AA:106:C:C6	2.42	0.54
1:AA:1315:U:H3	1:AA:1319:A:H62	1.54	0.54
1:AA:436:C:C2	1:AA:437:U:C2	2.96	0.54
1:AA:640:A:H2'	11:AH:115:SER:OG	2.08	0.54
1:AA:691:G:O6	14:AK:55:LYS:HE3	2.07	0.54

*Continued on next page...*



*Continued from previous page...*

Atom-1	Atom-2	Interatomic distance (Å)	Clash overlap (Å)
6:AC:18:TRP:CD1	17:AN:54:PRO:CA	2.86	0.54
7:AD:101:LEU:HD13	7:AD:138:TYR:HD2	1.72	0.54
10:AG:71:PRO:HA	10:AG:138:LYS:HE3	1.90	0.54
1:AA:562:C:H1'	15:AL:15:ARG:CD	2.36	0.54
18:AO:82:ILE:O	18:AO:86:GLY:N	2.34	0.54
3:AW:37:YYG:C19	10:AG:79:ARG:HG2	2.38	0.54
48:B0:30:VAL:O	48:B0:31:VAL:CG2	2.55	0.54
47:B3:8:LEU:HD23	47:B3:31:LEU:CG	2.38	0.54
49:B4:23:GLU:HA	49:B4:27:THR:O	2.07	0.54
26:BA:180:G:OP1	52:B7:32:ALA:HB1	2.07	0.54
26:BA:1031:G:O2'	54:B9:8:LYS:HE2	2.07	0.54
26:BA:630(A):C:H3'	26:BA:1631:A:OP2	2.08	0.54
26:BA:2054:A:C2	26:BA:2616:C:N3	2.76	0.54
26:BA:2208:U:C2	26:BA:2217:G:C2	2.95	0.54
26:BA:2285:C:H5'	26:BA:2288:A:H61	1.73	0.54
26:BA:2297:C:C4	26:BA:2333:A:N6	2.67	0.54
26:BA:2308:G:C5'	26:BA:2309:A:OP1	2.55	0.54
26:BA:792:G:C5	26:BA:2440:C:N1	2.76	0.54
26:BA:2458:G:C5	26:BA:2490:G:N3	2.74	0.54
26:BA:2654:A:O5'	26:BA:2654:A:H8	1.90	0.54
26:BA:2679:A:H5''	28:BE:261:ARG:CD	2.37	0.54
26:BA:2697:G:C4	26:BA:2698:U:C6	2.96	0.54
26:BA:2705:A:N6	26:BA:2706:G:N1	2.55	0.54
26:BA:2748:A:O2'	31:BH:62:ALA:O	2.25	0.54
26:BA:2793:G:C2	26:BA:2794:C:N3	2.75	0.54
26:BA:2889:C:H2'	26:BA:2891:G:O4'	2.06	0.54
26:BA:299:A:O2'	26:BA:319:C:H4'	2.08	0.54
26:BA:67:U:H2'	26:BA:68:G:H8	1.73	0.54
27:BD:154:VAL:HA	27:BD:157:ALA:HB3	1.89	0.54
28:BE:79:ARG:HA	28:BE:186:GLU:N	2.23	0.54
29:BF:157:LEU:HB2	29:BF:158:GLU:OE1	2.06	0.54
31:BH:101:LYS:NZ	31:BH:115:GLU:CG	2.60	0.54
31:BH:121:GLU:CG	31:BH:133:LYS:O	2.54	0.54
31:BH:168:VAL:O	31:BH:169:ARG:CD	2.54	0.54
32:BI:6:LEU:HB2	32:BI:36:ALA:CA	2.36	0.54
33:BN:65:ASN:HB2	33:BN:69:TYR:HD1	0.53	0.54
26:BA:2780:G:N2	33:BN:80:LYS:HZ1	2.04	0.54
34:BO:90:ASP:O	34:BO:92:SER:HB3	2.08	0.54
36:BQ:129:ASP:CG	36:BQ:132:VAL:CG2	2.76	0.54
43:BR:74:LYS:N	43:BR:77:ARG:NH2	2.55	0.54
44:BU:23:GLY:O	44:BU:24:PHE:O	2.25	0.54

*Continued on next page...*



*Continued from previous page...*

Atom-1	Atom-2	Interatomic distance (Å)	Clash overlap (Å)
44:BU:41:ASN:O	44:BU:43:ALA:N	2.40	0.54
45:BV:5:ILE:CD1	45:BV:12:TYR:OH	2.56	0.54
39:BW:68:ARG:O	39:BW:110:LYS:CB	2.54	0.54
41:BY:46:ASP:OD1	41:BY:98:VAL:HG13	2.07	0.54
41:BY:55:PHE:CZ	41:BY:89:ARG:NE	2.63	0.54
1:AA:1182:G:O2'	1:AA:1183:A:P	2.65	0.54
1:AA:1306:A:H61	1:AA:1331:G:H1'	1.73	0.54
1:AA:766:A:H61	1:AA:1511:G:H1'	1.72	0.54
7:AD:98:GLU:O	7:AD:100:ARG:N	2.41	0.54
8:AE:152:ARG:HA	11:AH:64:LYS:HZ1	1.73	0.54
14:AK:121:PRO:HB2	14:AK:125:PHE:HB2	1.89	0.54
47:B3:21:ALA:C	47:B3:23:LEU:N	2.61	0.54
49:B4:6:HIS:CE1	49:B4:55:ARG:CB	2.91	0.54
49:B4:68:ARG:NH1	49:B4:72:LYS:HD3	2.22	0.54
26:BA:771:G:OP1	52:B7:14:LYS:CD	2.53	0.54
52:B7:21:ARG:CZ	52:B7:43:THR:HG21	2.30	0.54
26:BA:148:C:C2	26:BA:149:A:C5	2.96	0.54
26:BA:1799:G:N2	27:BD:153:LEU:CD1	2.67	0.54
26:BA:2252:G:C5	26:BA:2253:G:N7	2.76	0.54
26:BA:2322:A:N3	26:BA:2323:G:C5'	2.67	0.54
26:BA:2349:G:N3	26:BA:2369:A:C2	2.75	0.54
26:BA:2373:G:C4	26:BA:2374:C:C4	2.96	0.54
26:BA:2376:A:C2	26:BA:2377:A:C4	2.96	0.54
26:BA:2412:A:H2'	26:BA:2413:G:C5'	2.31	0.54
26:BA:2543:G:C1'	26:BA:2544:G:C8	2.91	0.54
26:BA:285:C:H42	26:BA:354:G:N2	2.05	0.54
26:BA:388:G:OP2	49:B4:29:PRO:HD3	2.08	0.54
26:BA:514:A:H4'	44:BU:32:TYR:OH	2.08	0.54
26:BA:617:G:H2'	26:BA:618:G:C8	2.43	0.54
28:BE:205:THR:OG1	28:BE:258:TYR:CA	2.56	0.54
26:BA:2679:A:H5''	28:BE:261:ARG:NE	2.22	0.54
28:BE:300:VAL:N	28:BE:301:PRO:CD	2.70	0.54
28:BE:44:TYR:CE1	28:BE:308:VAL:HG13	2.36	0.54
29:BF:106:GLU:O	29:BF:107:ARG:C	2.44	0.54
55:BK:97:VAL:CA	55:BK:99:LYS:NZ	2.64	0.54
33:BN:25:GLN:HG2	33:BN:28:GLU:HG3	1.90	0.54
33:BN:25:GLN:O	33:BN:27:ALA:N	2.40	0.54
33:BN:52:GLN:HA	33:BN:55:GLU:OE2	1.97	0.54
33:BN:69:TYR:O	33:BN:71:TYR:HD1	1.90	0.54
36:BQ:64:ALA:HB2	36:BQ:142:LYS:HD3	1.90	0.54
26:BA:2296:U:H3	37:BS:16:ALA:HB2	1.69	0.54

*Continued on next page...*



*Continued from previous page...*

Atom-1	Atom-2	Interatomic distance (Å)	Clash overlap (Å)
37:BS:18:THR:OG1	37:BS:19:ASP:N	2.40	0.54
38:BT:10:GLY:HA3	38:BT:53:ASP:CG	2.28	0.54
36:BQ:36:ASN:HD21	42:BZ:116:VAL:HB	1.73	0.54
42:BZ:92:VAL:HG13	42:BZ:124:ALA:HB3	1.79	0.54
1:AA:1286:A:H2	24:AU:18:TYR:OH	1.82	0.54
1:AA:405:U:O4	7:AD:2:GLY:N	2.41	0.54
1:AA:621:A:H2'	1:AA:622:A:C8	2.43	0.54
1:AA:642:A:C2	11:AH:113:SER:O	2.61	0.54
6:AC:178:LEU:O	6:AC:179:ARG:CB	2.56	0.54
7:AD:21:LEU:CD1	7:AD:67:ILE:HA	2.35	0.54
9:AF:46:ARG:HH12	21:AR:37:VAL:HG11	1.73	0.54
12:AI:96:LEU:HG	12:AI:101:PHE:HB2	1.90	0.54
1:AA:247:G:OP2	20:AQ:99:SER:HA	2.05	0.54
2:AV:11:C:H4'	26:BA:1909:C:O2'	2.08	0.54
48:B0:39:ARG:O	48:B0:40:GLN:C	2.45	0.54
48:B0:64:ASP:C	48:B0:66:LYS:NZ	2.61	0.54
47:B3:8:LEU:HD23	47:B3:31:LEU:CB	2.34	0.54
49:B4:59:PHE:HA	49:B4:62:ARG:HD2	1.90	0.54
51:B6:45:LYS:C	51:B6:46:LYS:CE	2.65	0.54
26:BA:2421:G:OP1	51:B6:4:ASP:OD1	2.25	0.54
53:B8:7:HIS:C	53:B8:10:ALA:HB3	2.21	0.54
26:BA:1034:G:H5'	54:B9:18:ARG:HE	1.70	0.54
26:BA:1255:U:H5''	26:BA:1256:G:C5'	2.38	0.54
26:BA:747:U:C2	26:BA:2015:A:C2	2.96	0.54
26:BA:221:A:O2'	26:BA:271(A):C:O2	2.25	0.54
26:BA:2270:G:O6	26:BA:2271:G:N2	2.39	0.54
26:BA:2322:A:N6	26:BA:2323:G:C4	2.75	0.54
26:BA:2411:A:H2'	26:BA:2412:A:C8	2.43	0.54
26:BA:197:A:C6	26:BA:2430:A:N7	2.75	0.54
26:BA:2557:G:C4	26:BA:2558:C:H5	2.26	0.54
26:BA:2515:C:H41	26:BA:2569:G:H1	1.38	0.54
26:BA:2741:A:N3	26:BA:2742:C:C1'	2.71	0.54
26:BA:27:G:N2	26:BA:512:G:H2'	2.23	0.54
26:BA:2881:C:H6	26:BA:2881:C:H3'	1.72	0.54
26:BA:780:G:H2'	26:BA:782:A:N7	2.22	0.54
26:BA:801:G:O4'	29:BF:80:VAL:CG2	2.55	0.54
25:BB:40:U:C3'	25:BB:41:U:H5'	2.34	0.54
27:BD:77:VAL:CG2	27:BD:113:MET:HA	2.26	0.54
27:BD:148:GLY:C	27:BD:150:GLY:N	2.49	0.54
26:BA:1819:A:C2'	27:BD:177:SER:CB	2.73	0.54
27:BD:68:ARG:NH2	27:BD:190:THR:CG2	2.71	0.54

*Continued on next page...*



*Continued from previous page...*

Atom-1	Atom-2	Interatomic distance (Å)	Clash overlap (Å)
29:BF:58:ALA:CB	29:BF:79:ARG:CB	2.86	0.54
31:BH:86:LEU:HD23	31:BH:148:ARG:NE	2.23	0.54
33:BN:45:VAL:CA	33:BN:132:LEU:HB2	2.28	0.54
33:BN:80:LYS:C	33:BN:84:ARG:HG3	2.25	0.54
33:BN:94:GLY:O	33:BN:97:ALA:CA	2.54	0.54
44:BU:14:HIS:CD2	44:BU:36:PHE:HE2	2.25	0.54
45:BV:75:LYS:CE	45:BV:75:LYS:HA	2.38	0.54
39:BW:36:LEU:CD1	39:BW:47:VAL:CB	2.85	0.54
40:BX:6:LYS:HZ2	40:BX:28:VAL:C	2.11	0.54
40:BX:28:VAL:C	40:BX:30:ASP:N	2.60	0.54
26:BA:294:A:H4'	41:BY:15:PRO:CD	2.37	0.54
41:BY:80:GLU:HG2	41:BY:86:GLU:HA	1.89	0.54
1:AA:1329:A:O3'	16:AM:25:ILE:N	2.41	0.54
1:AA:1358:U:OP1	17:AN:34:TYR:HA	2.07	0.54
1:AA:1418:A:N7	1:AA:1419:G:H1'	2.23	0.54
1:AA:397:A:N7	1:AA:548:G:C8	2.75	0.54
1:AA:903:G:OP1	1:AA:1512:U:OP1	2.27	0.54
7:AD:30:LYS:C	7:AD:32:ALA:N	2.61	0.54
13:AJ:84:GLN:HA	13:AJ:88:LEU:HD12	1.90	0.54
3:AW:65:G:N1	3:AW:66:A:C8	2.64	0.54
47:B3:8:LEU:CB	47:B3:32:GLN:HA	2.35	0.54
52:B7:21:ARG:NH1	52:B7:43:THR:H	1.98	0.54
26:BA:1024:G:C5'	26:BA:1025:G:H5''	2.36	0.54
26:BA:1906:G:C1'	26:BA:1929:G:N7	2.71	0.54
26:BA:2183:C:H2'	26:BA:2184:G:C8	2.40	0.54
26:BA:2185:C:N3	26:BA:2186:G:N7	2.56	0.54
26:BA:2225:A:H5'	26:BA:2226:C:H5'	1.79	0.54
26:BA:2320:A:C2	37:BS:13:ARG:HG3	2.43	0.54
26:BA:2344:U:O2'	26:BA:2345:G:C5'	2.56	0.54
26:BA:2452:C:C4	26:BA:2453:A:C6	2.96	0.54
26:BA:2454:G:N3	26:BA:2455:G:C1'	2.70	0.54
26:BA:2589:A:C3'	26:BA:2590:A:H5''	2.35	0.54
26:BA:2023:G:C5'	26:BA:2618:G:OP1	2.53	0.54
26:BA:2623:G:C2	26:BA:2624:G:N9	2.75	0.54
26:BA:2666:C:H2'	26:BA:2667:C:C5'	2.38	0.54
26:BA:2687:U:H5''	26:BA:2688:U:OP2	2.07	0.54
26:BA:2744:G:H1'	26:BA:2761:G:N2	2.23	0.54
26:BA:2758:A:O2'	26:BA:2759:G:O5'	2.26	0.54
26:BA:2899:G:O2'	26:BA:2900:A:H8	1.91	0.54
26:BA:464:U:O4'	52:B7:12:ARG:NH2	2.41	0.54
26:BA:624:C:H2'	26:BA:657:U:OP1	2.07	0.54

*Continued on next page...*



*Continued from previous page...*

Atom-1	Atom-2	Interatomic distance (Å)	Clash overlap (Å)
26:BA:830:G:N9	26:BA:2448:A:N7	2.55	0.54
27:BD:141:HIS:ND1	27:BD:141:HIS:N	2.56	0.54
27:BD:131:LEU:CB	27:BD:171:VAL:HG21	2.37	0.54
27:BD:90:ILE:CG2	27:BD:103:ILE:N	2.68	0.54
28:BE:203:GLY:HA3	28:BE:303:PRO:HD2	1.86	0.54
28:BE:71:THR:HG23	28:BE:299:SER:CA	2.33	0.54
28:BE:47:GLY:HA3	28:BE:305:LYS:HE2	1.89	0.54
29:BF:33:LYS:O	29:BF:36:ARG:CG	2.56	0.54
32:BI:102:LEU:HD11	32:BI:103:GLN:HG3	1.88	0.54
32:BI:7:LYS:CB	32:BI:12:LYS:HZ2	2.21	0.54
26:BA:1140:C:N4	33:BN:49:ARG:NH1	2.56	0.54
34:BO:34:ASN:C	34:BO:35:ILE:O	2.41	0.54
43:BR:116:LEU:O	43:BR:117:VAL:C	2.45	0.54
37:BS:34:LEU:HD12	37:BS:103:ASP:HB3	1.88	0.54
38:BT:49:LEU:C	38:BT:49:LEU:CD2	2.63	0.54
38:BT:50:GLU:HG3	38:BT:55:ALA:HB1	1.89	0.54
44:BU:115:ASN:ND2	44:BU:115:ASN:N	2.52	0.54
45:BV:12:TYR:CD2	45:BV:13:ARG:N	2.70	0.54
45:BV:93:ILE:C	45:BV:95:ILE:CD1	2.77	0.54
39:BW:25:ARG:O	39:BW:26:GLY:C	2.46	0.54
39:BW:29:LEU:C	39:BW:31:GLU:N	2.57	0.54
26:BA:1340:U:H6	40:BX:55:GLN:HE22	1.42	0.54
41:BY:18:GLU:HB3	41:BY:21:LYS:HZ1	1.67	0.54
41:BY:11:GLN:CB	41:BY:21:LYS:HE3	2.38	0.54
42:BZ:112:LEU:CD1	42:BZ:177:THR:HG21	2.38	0.54
42:BZ:37:LYS:O	42:BZ:41:ARG:NE	2.40	0.54
42:BZ:48:THR:CG2	42:BZ:48:THR:O	2.49	0.54
1:AA:1504:G:H3'	1:AA:1504:G:P	2.48	0.53
1:AA:121:C:H41	1:AA:235:C:H3'	1.72	0.53
1:AA:263:A:H2'	1:AA:264:U:H5'	1.90	0.53
1:AA:345:C:H4'	1:AA:346:G:O5'	2.07	0.53
3:AW:25:C:H6	3:AW:26:G:N7	1.96	0.53
48:B0:20:TYR:O	48:B0:21:LEU:C	2.46	0.53
48:B0:45:PHE:HD1	48:B0:78:PHE:HA	1.53	0.53
26:BA:94:G:O3'	46:B2:41:GLU:CD	2.46	0.53
47:B3:29:ARG:O	47:B3:30:ARG:O	2.25	0.53
49:B4:28:ARG:HB3	49:B4:29:PRO:HD2	1.90	0.53
50:B5:13:LYS:O	50:B5:16:ARG:HB2	2.07	0.53
53:B8:50:LEU:CG	53:B8:51:ALA:H	2.06	0.53
26:BA:1034:G:C5'	54:B9:18:ARG:CZ	2.85	0.53
26:BA:1076:C:C5'	55:BK:94:ARG:NH2	2.71	0.53

*Continued on next page...*



*Continued from previous page...*

Atom-1	Atom-2	Interatomic distance (Å)	Clash overlap (Å)
26:BA:1743:G:C3'	26:BA:1746:G:H5'	2.37	0.53
26:BA:2043:C:N4	26:BA:2777:G:C2	2.76	0.53
26:BA:2205:C:H6	26:BA:2205:C:O5'	1.90	0.53
26:BA:2561:A:C4	26:BA:2562:U:H6	2.25	0.53
26:BA:2589:A:N6	26:BA:2590:A:N6	2.56	0.53
26:BA:2681:C:H5	26:BA:2727:G:C2	2.20	0.53
26:BA:1629:U:O2	26:BA:2698:U:H4'	2.08	0.53
26:BA:2781:A:H5'	26:BA:2782:G:O4'	2.08	0.53
26:BA:2842:G:H2'	26:BA:2843:G:O4'	2.07	0.53
26:BA:2898:U:N3	26:BA:2899:G:C8	2.76	0.53
26:BA:391:G:H2'	26:BA:392:C:C6	2.43	0.53
26:BA:85:G:H1	26:BA:97:C:H42	1.54	0.53
26:BA:868:U:H3	26:BA:909:A:H61	1.55	0.53
26:BA:947:G:H2'	26:BA:948:G:H8	1.73	0.53
27:BD:61:TYR:OH	27:BD:214:MET:SD	2.47	0.53
27:BD:60:GLN:N	27:BD:62:ARG:NH1	2.56	0.53
26:BA:321:G:OP2	29:BF:150:THR:OG1	2.26	0.53
30:BG:21:VAL:HG12	30:BG:132:VAL:HB	1.87	0.53
31:BH:147:ILE:HA	31:BH:150:VAL:HG21	1.86	0.53
26:BA:1140:C:P	33:BN:18:ILE:HD11	2.48	0.53
33:BN:47:THR:O	33:BN:53:ILE:CD1	2.56	0.53
34:BO:68:GLY:CA	34:BO:78:ARG:HG2	2.31	0.53
36:BQ:136:TRP:HE3	36:BQ:139:ALA:HB2	1.73	0.53
43:BR:67:LEU:O	43:BR:68:ARG:C	2.46	0.53
37:BS:20:TYR:O	37:BS:23:ARG:CB	2.55	0.53
37:BS:80:SER:O	37:BS:81:ALA:O	2.26	0.53
34:BO:101:PRO:HD3	38:BT:26:GLY:CA	2.38	0.53
45:BV:42:GLY:CA	45:BV:54:TYR:HH	2.18	0.53
39:BW:12:ILE:HG22	39:BW:13:SER:N	2.22	0.53
39:BW:35:ILE:O	39:BW:39:THR:HG22	2.09	0.53
39:BW:49:LYS:O	39:BW:51:LEU:N	2.40	0.53
41:BY:66:ASP:CG	41:BY:72:ILE:HA	2.28	0.53
25:BB:75:G:C2'	42:BZ:32:PHE:HD2	2.11	0.53
42:BZ:40:ASP:CG	42:BZ:41:ARG:NH1	2.61	0.53
42:BZ:63:PRO:O	42:BZ:64:ALA:HB2	2.08	0.53
1:AA:1095:U:P	1:AA:1108:G:H22	2.30	0.53
1:AA:143:A:H4'	1:AA:144:G:C8	2.43	0.53
1:AA:68:G:H2'	1:AA:69:G:O4'	2.07	0.53
1:AA:915:A:N7	1:AA:916:G:C8	2.76	0.53
1:AA:947:G:H4'	1:AA:1332:A:C2	2.36	0.53
5:AB:112:VAL:HA	5:AB:115:LEU:HB3	1.90	0.53

*Continued on next page...*



*Continued from previous page...*

Atom-1	Atom-2	Interatomic distance (Å)	Clash overlap (Å)
7:AD:123:HIS:HB2	7:AD:125:HIS:NE2	2.23	0.53
1:AA:1298:C:P	10:AG:114:ARG:HH12	2.31	0.53
1:AA:1229:A:H4'	2:AV:29:A:O3'	2.08	0.53
48:B0:24:LYS:O	48:B0:25:LYS:CB	2.56	0.53
48:B0:30:VAL:O	48:B0:31:VAL:HG23	2.08	0.53
47:B3:11:SER:C	47:B3:13:ILE:H	2.09	0.53
52:B7:41:GLN:O	52:B7:42:LEU:CB	2.56	0.53
53:B8:36:LYS:HG2	53:B8:40:GLU:CD	2.27	0.53
54:B9:24:LEU:CD2	54:B9:35:ARG:HG2	2.38	0.53
26:BA:1173:G:N2	26:BA:1175:U:H3'	2.22	0.53
26:BA:1473:G:H2'	26:BA:1474:C:O4'	2.08	0.53
26:BA:1648:C:H2'	26:BA:1649:G:H8	1.72	0.53
26:BA:2248:C:C3'	26:BA:2249:U:H5'	2.38	0.53
26:BA:2252:G:C8	26:BA:2252:G:O5'	2.60	0.53
26:BA:2276:G:OP2	36:BQ:103:ALA:CA	2.50	0.53
26:BA:2350:C:C2	26:BA:2351:G:C8	2.97	0.53
26:BA:792:G:C5	26:BA:2440:C:H1'	2.42	0.53
26:BA:2608:G:C3'	26:BA:2608:G:C8	2.91	0.53
26:BA:2836:U:H2'	26:BA:2837:G:C8	2.42	0.53
26:BA:2868:A:C4	26:BA:2869:G:C8	2.96	0.53
26:BA:271(C):U:O4	26:BA:421:U:H2'	2.08	0.53
26:BA:590:A:H4'	29:BF:97:ASP:OD2	2.08	0.53
26:BA:669:G:N3	26:BA:801:G:N1	2.56	0.53
26:BA:746:A:H2'	26:BA:2611:U:O2'	2.09	0.53
26:BA:786:C:H2'	26:BA:787:U:O4'	2.08	0.53
25:BB:59:A:H3'	25:BB:60:C:O5'	2.08	0.53
27:BD:89:ASN:H	27:BD:105:ALA:CB	2.20	0.53
27:BD:82:TYR:C	27:BD:83:ASP:OD2	2.46	0.53
28:BE:180:ILE:CB	28:BE:183:ASP:OD2	2.54	0.53
28:BE:222:ARG:C	28:BE:227:ALA:HA	2.28	0.53
26:BA:2296:U:O4	30:BG:145:ASP:OD1	2.27	0.53
30:BG:93:LEU:O	30:BG:94:ALA:HB3	2.08	0.53
32:BI:68:LEU:HD11	32:BI:108:LEU:HD11	1.89	0.53
55:BK:73:PRO:HG2	55:BK:78:LEU:CG	2.38	0.53
34:BO:104:ARG:O	34:BO:105:GLU:O	2.26	0.53
36:BQ:156:ASN:O	36:BQ:156:ASN:CG	2.46	0.53
36:BQ:33:MET:HE2	36:BQ:74:ASN:O	2.07	0.53
37:BS:63:SER:O	37:BS:67:ALA:C	2.47	0.53
37:BS:61:ALA:HB2	37:BS:84:THR:O	2.09	0.53
44:BU:39:LEU:C	44:BU:41:ASN:ND2	2.61	0.53
44:BU:66:ASN:O	44:BU:67:ALA:C	2.47	0.53

*Continued on next page...*



*Continued from previous page...*

Atom-1	Atom-2	Interatomic distance (Å)	Clash overlap (Å)
44:BU:71:LEU:CD2	44:BU:71:LEU:C	2.77	0.53
45:BV:72:ARG:HG3	45:BV:88:GLN:HG3	1.90	0.53
45:BV:88:GLN:OE1	45:BV:90:PHE:HE1	1.91	0.53
39:BW:12:ILE:HG23	39:BW:13:SER:N	2.23	0.53
39:BW:20:VAL:CG1	39:BW:47:VAL:CG2	2.29	0.53
1:AA:1066:C:H2'	1:AA:1067:A:C8	2.43	0.53
1:AA:667:G:H1	1:AA:739:C:H42	1.57	0.53
1:AA:673:G:C4	1:AA:734:G:C2	2.96	0.53
1:AA:775:G:O2'	1:AA:776:G:H5'	2.08	0.53
1:AA:967:C:H4'	12:AI:128:ARG:NH2	2.23	0.53
1:AA:986:A:H1'	22:AS:54:GLY:O	2.07	0.53
15:AL:42:THR:OG1	15:AL:52:LEU:HB3	2.08	0.53
3:AW:9:A:N1	3:AW:45:G:C4	2.70	0.53
48:B0:70:ILE:CG1	48:B0:71:ASN:H	2.17	0.53
46:B2:20:LEU:HD22	46:B2:23:LEU:HB3	1.90	0.53
50:B5:50:GLY:CA	50:B5:57:VAL:HB	2.35	0.53
52:B7:43:THR:OG1	52:B7:44:VAL:HG23	2.08	0.53
26:BA:148:C:C2'	26:BA:149:A:C8	2.78	0.53
26:BA:1614:A:C6	39:BW:88:ARG:CG	2.92	0.53
26:BA:1790:C:N4	26:BA:1828:G:H2'	2.23	0.53
26:BA:2052:G:C5'	28:BE:239:GLY:O	2.57	0.53
26:BA:2286:A:H8	26:BA:2286:A:C3'	2.09	0.53
26:BA:2414:G:N1	26:BA:2415:G:N7	2.56	0.53
26:BA:2527:C:O2'	26:BA:2528:U:H5'	2.08	0.53
26:BA:2661:G:H2'	26:BA:2662:A:C8	2.43	0.53
26:BA:2767:C:C4	26:BA:2768:C:C5	2.96	0.53
26:BA:2737:G:N2	26:BA:2767:C:N3	2.43	0.53
26:BA:2785:C:N1	26:BA:2786:U:C5	2.76	0.53
26:BA:2842:G:C6	26:BA:2876:G:N1	2.76	0.53
26:BA:684:G:N2	26:BA:794:G:N3	2.57	0.53
25:BB:83:G:H5''	47:B3:52:HIS:CD2	2.43	0.53
27:BD:77:VAL:HG12	27:BD:111:VAL:O	2.08	0.53
29:BF:237:GLU:C	29:BF:239:ALA:H	2.11	0.53
30:BG:141:VAL:HA	30:BG:144:ARG:HD3	1.90	0.53
31:BH:119:GLY:C	31:BH:121:GLU:OE1	2.46	0.53
55:BK:95:LYS:O	55:BK:95:LYS:HG2	2.08	0.53
26:BA:1020:A:H1'	33:BN:49:ARG:NH2	2.23	0.53
33:BN:82:THR:O	33:BN:85:GLY:CA	2.56	0.53
35:BP:126:SER:O	35:BP:130:ARG:HG3	2.08	0.53
36:BQ:92:VAL:HG12	36:BQ:110:GLY:C	2.27	0.53
36:BQ:35:ASN:HB2	36:BQ:75:SER:CA	2.38	0.53

*Continued on next page...*



*Continued from previous page...*

Atom-1	Atom-2	Interatomic distance (Å)	Clash overlap (Å)
43:BR:67:LEU:HD22	43:BR:67:LEU:C	2.29	0.53
37:BS:116:PHE:CD2	37:BS:119:GLN:OE1	2.60	0.53
44:BU:12:ARG:O	44:BU:15:LYS:N	2.42	0.53
44:BU:104:GLU:OE2	45:BV:46:VAL:HG13	2.03	0.53
26:BA:564:C:P	45:BV:79:GLN:CD	2.87	0.53
45:BV:67:LYS:CE	45:BV:94:LYS:HD2	2.34	0.53
26:BA:487:C:C1'	39:BW:53:SER:OG	2.52	0.53
39:BW:8:ARG:C	39:BW:10:VAL:N	2.57	0.53
41:BY:101:LEU:CB	41:BY:113:GLU:OE1	2.51	0.53
41:BY:9:LYS:HZ1	41:BY:13:ARG:NH2	2.00	0.53
41:BY:78:THR:N	41:BY:89:ARG:CD	2.71	0.53
42:BZ:113:VAL:O	42:BZ:171:VAL:CA	2.57	0.53
42:BZ:90:GLU:HG3	42:BZ:90:GLU:O	2.09	0.53
1:AA:1107:C:H3'	1:AA:1108:G:P	2.47	0.53
1:AA:1117:G:OP1	12:AI:104:ARG:NH1	2.41	0.53
1:AA:1199:U:C4'	13:AJ:54:PHE:CE2	2.92	0.53
1:AA:1298:C:N4	10:AG:114:ARG:O	2.41	0.53
1:AA:361(A):C:C3'	1:AA:1362:C:H5''	2.37	0.53
1:AA:791:G:N2	1:AA:1497:G:O3'	2.39	0.53
1:AA:1502:A:H2	1:AA:1505:G:N1	1.99	0.53
1:AA:398:C:H2'	1:AA:399:G:H8	1.73	0.53
1:AA:831:U:H2'	1:AA:832:C:C6	2.43	0.53
1:AA:1205:U:C4'	6:AC:195:VAL:HG23	2.37	0.53
7:AD:159:ARG:O	7:AD:163:GLU:HB3	2.08	0.53
1:AA:1193:G:C2'	8:AE:25:ARG:NH2	2.71	0.53
10:AG:146:GLU:O	10:AG:149:ARG:HB2	2.08	0.53
1:AA:691:G:N1	14:AK:52:GLY:HA2	2.11	0.53
16:AM:10:PRO:HG2	16:AM:18:ALA:HB1	1.90	0.53
1:AA:1235:U:OP1	24:AU:3:LYS:HD3	2.08	0.53
2:AV:18:G:H2'	2:AV:19:G:O5'	2.08	0.53
2:AV:65:G:C2	2:AV:66:A:C5	2.96	0.53
3:AW:16:U:H1'	3:AW:17:U:OP2	2.08	0.53
48:B0:70:ILE:CG1	48:B0:71:ASN:N	2.71	0.53
46:B2:27:LEU:O	46:B2:30:ALA:CB	2.57	0.53
46:B2:34:GLN:CD	46:B2:34:GLN:H	2.11	0.53
47:B3:22:ALA:O	47:B3:26:LEU:HD12	2.08	0.53
47:B3:9:VAL:O	47:B3:53:LEU:O	2.27	0.53
26:BA:1151:G:C4'	44:BU:81:ASN:CG	2.57	0.53
26:BA:14:A:N1	26:BA:526:A:C6	2.77	0.53
26:BA:1534:G:N3	26:BA:1534:G:H2'	2.23	0.53
26:BA:1882:C:H2'	26:BA:1883:G:H5'	1.89	0.53

*Continued on next page...*



*Continued from previous page...*

Atom-1	Atom-2	Interatomic distance (Å)	Clash overlap (Å)
26:BA:2187:G:H2'	26:BA:2188:C:C5'	2.35	0.53
26:BA:2195:C:H6	26:BA:2195:C:P	2.25	0.53
26:BA:2421:G:OP1	51:B6:4:ASP:CG	2.46	0.53
26:BA:2488:A:C6	26:BA:2489:G:N7	2.76	0.53
26:BA:2495:G:H2'	26:BA:2496:C:O4'	2.08	0.53
26:BA:2539:C:N3	26:BA:2540:C:H5	2.06	0.53
26:BA:2044:C:C5	26:BA:2625:G:N2	2.76	0.53
26:BA:2641:G:N1	26:BA:2774:C:C5	2.76	0.53
26:BA:1638:C:H4'	26:BA:2709:G:N2	2.23	0.53
26:BA:2736:G:O2'	26:BA:2737:G:H5'	2.08	0.53
26:BA:612:G:H1'	26:BA:617:G:H22	1.74	0.53
26:BA:76:C:H5''	46:B2:55:ARG:HE	1.73	0.53
26:BA:830:G:O6	26:BA:2446:G:O4'	2.26	0.53
26:BA:1500:G:O2'	27:BD:98:GLY:O	2.27	0.53
28:BE:208:LYS:H	28:BE:257:GLY:CA	2.11	0.53
29:BF:197:SER:HA	29:BF:215:ALA:HB2	1.90	0.53
30:BG:105:SER:HB3	30:BG:131:THR:CG2	2.30	0.53
30:BG:24:HIS:CD2	30:BG:72:LYS:HB3	2.44	0.53
30:BG:27:ILE:C	30:BG:29:HIS:H	2.04	0.53
31:BH:55:SER:HB2	31:BH:60:HIS:HB2	1.82	0.53
32:BI:108:LEU:C	32:BI:108:LEU:CD2	2.77	0.53
32:BI:109:LYS:N	32:BI:109:LYS:HE2	2.20	0.53
32:BI:28:ASN:OD1	32:BI:28:ASN:C	2.46	0.53
32:BI:41:PRO:O	32:BI:42:ALA:C	2.47	0.53
55:BK:15:ALA:HB1	55:BK:46:THR:O	2.08	0.53
33:BN:23:ALA:O	33:BN:26:VAL:CB	2.57	0.53
33:BN:37:ALA:HA	33:BN:102:ARG:O	2.08	0.53
34:BO:10:VAL:CG1	34:BO:11:ALA:N	2.71	0.53
36:BQ:49:VAL:CG1	36:BQ:119:ASN:H	2.21	0.53
36:BQ:66:ASN:C	36:BQ:68:ALA:N	2.57	0.53
36:BQ:31:PHE:CE1	36:BQ:88:PHE:HD2	2.26	0.53
43:BR:100:LEU:HB2	43:BR:112:ALA:HA	1.91	0.53
37:BS:108:SER:C	37:BS:110:THR:N	2.59	0.53
26:BA:1251:C:C5'	44:BU:10:ARG:HD3	2.35	0.53
44:BU:34:ASN:O	44:BU:38:THR:CB	2.55	0.53
44:BU:72:HIS:CE1	44:BU:110:VAL:CG2	2.84	0.53
44:BU:83:LEU:O	44:BU:86:ALA:N	2.36	0.53
45:BV:10:LYS:O	45:BV:12:TYR:N	2.41	0.53
39:BW:69:LEU:HD22	39:BW:109:GLU:CA	2.38	0.53
42:BZ:126:GLY:O	42:BZ:127:PRO:O	2.26	0.53
1:AA:1058:G:H2'	1:AA:1059:C:O4'	2.08	0.53

*Continued on next page...*



*Continued from previous page...*

Atom-1	Atom-2	Interatomic distance (Å)	Clash overlap (Å)
1:AA:51:A:N6	1:AA:116:A:C4	2.77	0.53
1:AA:404:U:C5	7:AD:2:GLY:CA	2.90	0.53
47:B3:2:PRO:HB2	47:B3:39:ASP:HB3	1.91	0.53
49:B4:1:MET:C	49:B4:2:GLN:HG3	2.29	0.53
26:BA:2081:C:C4'	49:B4:35:VAL:HG21	2.38	0.53
49:B4:58:LYS:CG	49:B4:59:PHE:H	2.04	0.53
26:BA:1078:U:C2	26:BA:1088:A:N3	2.77	0.53
26:BA:1273:U:C2	26:BA:2003:G:H5'	2.42	0.53
26:BA:1462:C:H4'	26:BA:2703:C:C5'	2.33	0.53
26:BA:2084:C:N3	26:BA:2235:G:N1	2.51	0.53
26:BA:2325:G:C2	26:BA:2326:C:C5	2.97	0.53
26:BA:2415:G:N3	26:BA:2415:G:H2'	2.22	0.53
26:BA:2435:A:C2	26:BA:2436:G:H1'	2.43	0.53
26:BA:2447:G:N7	26:BA:2500:U:C6	2.76	0.53
26:BA:2469:A:H8	26:BA:2469:A:C5'	2.04	0.53
26:BA:2526:G:N3	26:BA:2527:C:C6	2.76	0.53
26:BA:2553:G:N7	26:BA:2554:U:C1'	2.71	0.53
26:BA:2558:C:H2'	26:BA:2559:C:H5'	1.89	0.53
26:BA:2633:G:N1	26:BA:2634:G:N7	2.56	0.53
26:BA:295:G:O5'	26:BA:296:C:OP2	2.27	0.53
26:BA:389:G:H1'	26:BA:2413:G:O4'	2.08	0.53
26:BA:638:G:H2'	26:BA:639:U:O4'	2.09	0.53
25:BB:100:G:H21	26:BA:863:A:H4'	1.70	0.53
27:BD:79:THR:H	27:BD:91:ALA:HB1	1.73	0.53
26:BA:605:C:C3'	29:BF:105:LYS:HE2	2.28	0.53
29:BF:150:THR:HB	29:BF:207:LEU:HD22	1.89	0.53
29:BF:92:PRO:O	29:BF:94:THR:N	2.41	0.53
30:BG:36:ASN:O	30:BG:38:GLU:N	2.42	0.53
55:BK:121:LEU:CD2	55:BK:125:MET:HE3	2.35	0.53
34:BO:64:ARG:HD2	34:BO:81:GLU:OE1	2.09	0.53
44:BU:41:ASN:HD22	44:BU:41:ASN:C	2.09	0.53
26:BA:1151:G:C4'	44:BU:81:ASN:OD1	2.56	0.53
44:BU:94:VAL:HG12	44:BU:98:ILE:HD11	1.91	0.53
39:BW:43:GLY:O	39:BW:46:PHE:HB2	2.07	0.53
39:BW:48:ALA:O	39:BW:49:LYS:C	2.46	0.53
41:BY:19:ARG:O	41:BY:22:GLN:HB2	2.09	0.53
41:BY:66:ASP:O	41:BY:68:ASP:CA	2.55	0.53
42:BZ:149:ALA:CB	42:BZ:164:PRO:C	2.77	0.53
42:BZ:79:ILE:O	42:BZ:80:HIS:HB2	2.07	0.53
1:AA:1114:C:H1'	17:AN:60:SER:HB3	1.91	0.53
1:AA:1225:A:OP2	1:AA:1226:C:H5	1.91	0.53

*Continued on next page...*



*Continued from previous page...*

Atom-1	Atom-2	Interatomic distance (Å)	Clash overlap (Å)
1:AA:1224:G:C6	1:AA:1322:C:H4'	2.42	0.53
7:AD:173:TRP:CZ3	7:AD:193:ASP:O	2.62	0.53
20:AQ:9:VAL:HG12	20:AQ:56:VAL:HG22	1.91	0.53
3:AW:76:A:C4	26:BA:2421:G:C6	2.96	0.53
48:B0:23:VAL:HG12	48:B0:26:PHE:CE1	2.43	0.53
47:B3:30:ARG:CZ	47:B3:33:GLN:HB2	2.38	0.53
52:B7:8:ASN:O	52:B7:11:LYS:CA	2.56	0.53
53:B8:55:TRP:HE3	53:B8:59:LYS:CE	2.12	0.53
54:B9:20:HIS:HB2	54:B9:22:ARG:HG3	1.90	0.53
26:BA:1440:G:H2'	26:BA:1441:G:O4'	2.08	0.53
26:BA:1530:G:H22	26:BA:1532:C:N4	2.06	0.53
26:BA:1575:C:H6	26:BA:1575:C:H3'	1.74	0.53
26:BA:1364:G:C5'	26:BA:1809:A:N7	2.72	0.53
26:BA:1906:G:N9	26:BA:1929:G:C5	2.76	0.53
26:BA:2051:A:N1	26:BA:2618:G:C6	2.68	0.53
26:BA:2052:G:H2'	26:BA:2053:G:H8	1.74	0.53
26:BA:2331:G:C6	26:BA:2332:U:C4	2.94	0.53
26:BA:2484:G:C2	26:BA:2485:G:N9	2.74	0.53
26:BA:2486:G:C2	26:BA:2487:G:C8	2.97	0.53
26:BA:2497:A:O2'	26:BA:2498:C:C6	2.62	0.53
26:BA:2537:U:C6	26:BA:2538:C:C5	2.96	0.53
26:BA:2543:G:N9	26:BA:2544:G:C8	2.76	0.53
26:BA:2567:G:C2'	26:BA:2568:C:C5	2.85	0.53
26:BA:2516:G:N1	26:BA:2569:G:C2	2.77	0.53
26:BA:2658:C:H2'	26:BA:2659:G:H5'	1.88	0.53
26:BA:2691:C:C2	26:BA:2872:G:O6	2.61	0.53
26:BA:2710:C:O2'	26:BA:2711:A:C4'	2.56	0.53
26:BA:2838:G:H2'	26:BA:2839:G:C5'	2.19	0.53
26:BA:2857:G:C3'	26:BA:2857:G:C8	2.91	0.53
26:BA:60:G:N7	26:BA:63:U:C5	2.77	0.53
27:BD:141:HIS:CD2	27:BD:142:ASN:HD21	2.27	0.53
26:BA:780:G:C2	27:BD:233:ASP:OD2	2.59	0.53
31:BH:19:ASN:C	31:BH:21:ASN:H	2.11	0.53
32:BI:133:LEU:N	32:BI:138:THR:CG2	2.68	0.53
32:BI:2:LYS:CG	32:BI:39:ALA:HB2	2.38	0.53
32:BI:99:ALA:O	32:BI:101:SER:N	2.41	0.53
33:BN:54:VAL:CG1	33:BN:138:THR:HB	2.38	0.53
33:BN:136:SER:C	33:BN:141:ALA:H	2.11	0.53
33:BN:15:ARG:HE	33:BN:40:ASN:HD21	1.55	0.53
33:BN:47:THR:OG1	33:BN:53:ILE:HD12	2.09	0.53
34:BO:40:VAL:CG1	34:BO:40:VAL:O	2.47	0.53

*Continued on next page...*



*Continued from previous page...*

Atom-1	Atom-2	Interatomic distance (Å)	Clash overlap (Å)
36:BQ:86:ARG:NH2	36:BQ:123:ILE:CD1	2.71	0.53
36:BQ:35:ASN:O	36:BQ:36:ASN:C	2.46	0.53
43:BR:20:LEU:O	43:BR:22:ARG:CA	2.57	0.53
43:BR:36:THR:CG2	43:BR:37:THR:N	2.71	0.53
37:BS:116:PHE:HD2	37:BS:119:GLN:OE1	1.92	0.53
37:BS:41:LYS:CE	37:BS:68:GLU:OE2	2.57	0.53
37:BS:76:GLY:N	37:BS:82:TYR:HD1	2.06	0.53
39:BW:85:VAL:HA	39:BW:95:ILE:HG12	0.72	0.53
40:BX:32:ALA:C	40:BX:37:VAL:HG23	2.29	0.53
40:BX:34:LYS:O	40:BX:38:ALA:N	2.40	0.53
42:BZ:117:VAL:O	42:BZ:117:VAL:HG12	2.08	0.53
1:AA:60:A:N6	1:AA:107:G:H2'	2.22	0.53
1:AA:403:C:H42	1:AA:547:A:H5''	1.70	0.53
1:AA:720:C:H6	1:AA:720:C:O5'	1.92	0.53
1:AA:726:C:N4	1:AA:731:G:H1	2.07	0.53
6:AC:35:GLU:OE2	6:AC:97:LYS:HG3	2.09	0.53
13:AJ:45:ARG:HH21	17:AN:36:PHE:HE2	1.56	0.53
14:AK:110:ASP:HB3	21:AR:85:LEU:CB	2.33	0.53
20:AQ:3:LYS:HB3	20:AQ:61:GLU:O	2.07	0.53
23:AT:61:SER:O	23:AT:65:LYS:HG2	2.08	0.53
46:B2:29:ASN:C	46:B2:34:GLN:CG	2.74	0.53
26:BA:988:A:C5	47:B3:13:ILE:HG21	2.44	0.53
47:B3:25:ALA:O	47:B3:26:LEU:C	2.48	0.53
47:B3:39:ASP:CB	47:B3:44:ARG:NH2	2.72	0.53
49:B4:58:LYS:HG2	49:B4:62:ARG:NH2	2.24	0.53
54:B9:3:VAL:O	54:B9:3:VAL:CG1	2.55	0.53
26:BA:1328:G:H2'	26:BA:1330:C:H5	1.71	0.53
26:BA:1433:U:O5'	26:BA:1433:U:H6	1.92	0.53
26:BA:2207:C:O2	26:BA:2218:G:N2	2.42	0.53
26:BA:2217:G:N3	26:BA:2218:G:C8	2.77	0.53
26:BA:2259:G:H2'	26:BA:2260:C:C6	2.44	0.53
26:BA:2453:A:O2'	26:BA:2454:G:O5'	2.26	0.53
26:BA:2454:G:C2'	26:BA:2455:G:C5'	2.73	0.53
26:BA:2626:C:C3'	26:BA:2627:G:C5'	2.87	0.53
26:BA:2634:G:O2'	26:BA:2635:C:H5'	2.08	0.53
26:BA:2715:C:H2'	26:BA:2716:U:H6	1.73	0.53
26:BA:2791:C:C5	26:BA:2807:G:N1	2.77	0.53
26:BA:2868:A:C5	26:BA:2869:G:N7	2.77	0.53
26:BA:38:A:C4	29:BF:46:TYR:HE2	2.26	0.53
26:BA:570:G:H2'	26:BA:2030:A:C6	2.43	0.53
26:BA:575:A:C4'	26:BA:2500:U:H5'	2.39	0.53

*Continued on next page...*



*Continued from previous page...*

Atom-1	Atom-2	Interatomic distance (Å)	Clash overlap (Å)
26:BA:873:G:C5'	36:BQ:32:LYS:HG3	2.39	0.53
26:BA:974:G:N7	45:BV:80:TYR:CD2	2.75	0.53
27:BD:141:HIS:C	27:BD:143:ILE:N	2.61	0.53
28:BE:267:ARG:CG	28:BE:297:LYS:HB2	2.34	0.53
26:BA:2679:A:C1'	28:BE:300:VAL:CG1	2.86	0.53
28:BE:41:PHE:O	28:BE:42:ALA:HB2	2.09	0.53
29:BF:6:TYR:HE1	29:BF:138:VAL:O	1.92	0.53
26:BA:2306:C:N4	30:BG:53:LYS:HZ2	1.96	0.53
31:BH:67:THR:HG23	31:BH:70:LEU:CD1	2.39	0.53
32:BI:123:ALA:O	32:BI:124:LEU:O	2.25	0.53
55:BK:19:THR:HG22	55:BK:39:CYS:CB	2.38	0.53
55:BK:75:ALA:HB3	55:BK:131:THR:HG21	1.89	0.53
33:BN:134:GLU:C	33:BN:138:THR:CG2	2.62	0.53
34:BO:44:LYS:O	34:BO:45:ASP:HB3	2.09	0.53
35:BP:67:ARG:NH1	35:BP:111:ALA:HB3	2.22	0.53
36:BQ:136:TRP:HA	36:BQ:139:ALA:CB	2.39	0.53
37:BS:59:ALA:O	37:BS:91:ARG:CZ	2.56	0.53
37:BS:87:LEU:HD13	37:BS:90:LEU:HD12	1.89	0.53
44:BU:5:LYS:C	44:BU:7:GLY:N	2.62	0.53
39:BW:11:ARG:HA	39:BW:11:ARG:NE	2.19	0.53
39:BW:29:LEU:HG	39:BW:33:ARG:CD	2.23	0.53
40:BX:23:LYS:HG2	40:BX:67:ARG:HA	1.90	0.53
41:BY:30:ASP:CG	41:BY:31:LEU:N	2.62	0.53
41:BY:71:VAL:HG21	41:BY:93:THR:N	2.15	0.53
41:BY:50:VAL:HA	41:BY:97:ARG:HG3	1.91	0.53
42:BZ:118:HIS:CE1	42:BZ:167:THR:OG1	2.62	0.53
42:BZ:105:GLN:CB	42:BZ:141:MET:HG2	2.39	0.53
42:BZ:35:ASP:OD1	42:BZ:35:ASP:C	2.47	0.53
1:AA:1004:A:HO3'	1:AA:1005:A:P	2.30	0.53
1:AA:1230:C:O2'	16:AM:126:LYS:CE	2.55	0.53
1:AA:54:C:C4	1:AA:352:C:H2'	2.44	0.53
1:AA:762:C:H2'	1:AA:763:G:H8	1.71	0.53
1:AA:975:A:C5	1:AA:1357:A:C2	2.96	0.53
7:AD:58:LEU:HD13	7:AD:59:ARG:HH11	1.73	0.53
1:AA:926:G:N1	4:AX:116:U:OP1	2.42	0.53
48:B0:68:VAL:HG21	48:B0:72:LYS:CE	2.38	0.53
49:B4:24:THR:C	49:B4:26:SER:H	2.12	0.53
51:B6:42:PRO:O	51:B6:43:VAL:C	2.45	0.53
53:B8:14:ILE:O	53:B8:15:LYS:CB	2.57	0.53
54:B9:4:ARG:O	54:B9:36:GLN:HA	2.09	0.53
26:BA:1582:C:H3'	26:BA:1583:A:H4'	1.91	0.53

*Continued on next page...*



*Continued from previous page...*

Atom-1	Atom-2	Interatomic distance (Å)	Clash overlap (Å)
26:BA:1826:G:C6	26:BA:1827:C:C5	2.96	0.53
26:BA:2011:U:H2'	26:BA:2012:G:O4'	2.08	0.53
26:BA:2037:G:H2'	26:BA:2038:G:C8	2.44	0.53
26:BA:2094:G:N2	26:BA:2196:C:C2	2.76	0.53
26:BA:2191:G:N3	26:BA:2192:G:H1'	2.24	0.53
26:BA:2272:U:H6	26:BA:2273:A:H2	1.56	0.53
26:BA:2369:A:O2'	26:BA:2370:G:C5'	2.57	0.53
26:BA:2415:G:N2	26:BA:2416:C:O4'	2.37	0.53
26:BA:2434:A:HO2'	26:BA:2435:A:C5'	2.16	0.53
26:BA:2067:G:C2	26:BA:2444:G:N3	2.77	0.53
26:BA:2472:G:O5'	26:BA:2472:G:H8	1.92	0.53
26:BA:2488:A:N6	26:BA:2489:G:C6	2.77	0.53
26:BA:2490:G:H4'	26:BA:2491:U:OP1	2.09	0.53
26:BA:2489:G:C5	26:BA:2490:G:N7	2.77	0.53
26:BA:2507:C:N3	26:BA:2583:G:C4	2.72	0.53
26:BA:2549:G:N3	26:BA:2550:G:C8	2.76	0.53
26:BA:2547:U:C5	26:BA:2566:A:C5	2.96	0.53
26:BA:2439:A:C8	26:BA:2586:C:O3'	2.62	0.53
26:BA:2592:G:H2'	26:BA:2593:U:C5'	2.38	0.53
26:BA:2616:C:O5'	26:BA:2616:C:H6	1.92	0.53
26:BA:2846:G:H22	26:BA:2869:G:H22	1.56	0.53
26:BA:355:G:H2'	26:BA:356:G:C8	2.44	0.53
26:BA:38:A:C4	29:BF:46:TYR:CE2	2.97	0.53
26:BA:591:C:C4	26:BA:592:G:N7	2.77	0.53
26:BA:774:A:C1'	26:BA:775:G:C8	2.87	0.53
27:BD:77:VAL:HB	27:BD:113:MET:HA	0.58	0.53
27:BD:127:ASN:O	27:BD:190:THR:CB	2.51	0.53
27:BD:68:ARG:NH2	27:BD:190:THR:HG21	2.23	0.53
28:BE:107:GLU:C	28:BE:110:ARG:HG3	2.29	0.53
28:BE:44:TYR:CE1	28:BE:308:VAL:CG1	2.92	0.53
29:BF:151:GLN:OE1	29:BF:151:GLN:HA	2.09	0.53
29:BF:223:LEU:HD13	29:BF:223:LEU:C	2.26	0.53
29:BF:57:PRO:HG2	29:BF:58:ALA:N	2.21	0.53
30:BG:38:GLU:OE2	30:BG:71:ALA:CA	2.56	0.53
31:BH:100:LYS:O	31:BH:100:LYS:CG	2.57	0.53
32:BI:38:GLU:O	32:BI:40:THR:N	2.41	0.53
36:BQ:10:ILE:O	36:BQ:10:ILE:CG1	2.55	0.53
26:BA:873:G:C4'	36:BQ:32:LYS:HB3	2.32	0.53
43:BR:38:VAL:CG1	43:BR:39:PRO:HD2	1.89	0.53
43:BR:49:ASP:O	43:BR:50:HIS:C	2.47	0.53
43:BR:59:ASP:CG	43:BR:60:LEU:HD23	2.29	0.53

*Continued on next page...*



*Continued from previous page...*

Atom-1	Atom-2	Interatomic distance (Å)	Clash overlap (Å)
43:BR:55:ALA:HB1	43:BR:79:LEU:HD22	1.90	0.53
44:BU:76:TYR:N	44:BU:76:TYR:CD1	2.75	0.53
45:BV:39:PHE:CE2	45:BV:42:GLY:N	2.77	0.53
39:BW:19:LEU:CG	50:B5:25:LEU:CG	2.77	0.53
39:BW:84:ARG:HA	39:BW:84:ARG:HE	1.74	0.53
39:BW:84:ARG:CB	39:BW:96:ILE:HD13	2.15	0.53
40:BX:18:MET:CE	40:BX:25:GLN:CA	2.87	0.53
41:BY:14:ALA:HB3	41:BY:18:GLU:OE1	2.09	0.53
26:BA:85:G:OP2	41:BY:65:VAL:HG21	2.07	0.53
41:BY:73:HIS:CA	41:BY:91:LEU:HG	2.07	0.53
42:BZ:139:THR:C	42:BZ:141:MET:HE1	2.30	0.53
42:BZ:142:ASN:CA	42:BZ:171:VAL:HG21	2.36	0.53
42:BZ:68:ALA:O	42:BZ:69:VAL:CB	2.46	0.53
42:BZ:69:VAL:O	42:BZ:70:GLN:HB3	2.07	0.53
42:BZ:74:ARG:HD3	42:BZ:75:LYS:H	1.72	0.53
1:AA:112:G:C5'	1:AA:389:A:H4'	2.39	0.53
1:AA:1289:A:H1'	1:AA:1371:G:N2	2.24	0.53
1:AA:376:G:O3'	19:AP:5:ARG:NH1	2.42	0.53
1:AA:39:G:N7	1:AA:547:A:N7	2.56	0.53
1:AA:450:G:H1	1:AA:483:C:H42	1.56	0.53
1:AA:17:U:C2	1:AA:919:A:C2	2.97	0.53
1:AA:983:A:O2'	1:AA:1049:U:O2'	2.02	0.53
8:AE:36:ASP:O	8:AE:37:ARG:HB2	2.09	0.53
11:AH:82:HIS:O	11:AH:137:VAL:HA	2.09	0.53
22:AS:39:THR:HA	22:AS:70:LYS:HA	1.89	0.53
46:B2:31:ARG:O	46:B2:34:GLN:N	2.39	0.53
26:BA:929:G:C1'	47:B3:43:ILE:CG1	2.83	0.53
50:B5:4:HIS:CB	50:B5:5:PRO:CD	2.80	0.53
51:B6:49:VAL:HG12	51:B6:50:PHE:N	2.24	0.53
52:B7:30:ILE:HD13	52:B7:33:ARG:CZ	2.31	0.53
26:BA:121:G:N1	26:BA:131:G:C5	2.77	0.53
26:BA:131:G:N2	26:BA:149:A:C2	2.77	0.53
26:BA:138:G:C3'	26:BA:138:G:N3	2.63	0.53
26:BA:1529:A:N7	26:BA:1543:A:H8	2.06	0.53
26:BA:1648:C:H2'	26:BA:1649:G:C8	2.43	0.53
26:BA:1778:U:C6	26:BA:1784:A:H2	2.27	0.53
26:BA:2277:G:C2'	26:BA:2277:G:N3	2.72	0.53
26:BA:2282:G:H5''	26:BA:2283:C:O5'	2.09	0.53
26:BA:2333:A:N9	26:BA:2335:A:N1	2.54	0.53
26:BA:2489:G:C5	26:BA:2490:G:C5	2.97	0.53
26:BA:2570:G:N2	26:BA:2571:C:C2	2.77	0.53

*Continued on next page...*



*Continued from previous page...*

Atom-1	Atom-2	Interatomic distance (Å)	Clash overlap (Å)
26:BA:2799:A:C3'	26:BA:2801:A:OP2	2.54	0.53
26:BA:380:U:HO2'	49:B4:15:ILE:C	2.13	0.53
26:BA:38:A:H2'	26:BA:39:C:H6	1.71	0.53
26:BA:972:G:OP1	26:BA:975:G:OP1	2.26	0.53
27:BD:107:LYS:HG2	27:BD:193:GLU:OE1	2.08	0.53
27:BD:119:PRO:HA	27:BD:129:LEU:HD21	1.91	0.53
28:BE:201:VAL:CG1	28:BE:310:PHE:O	2.57	0.53
29:BF:238:SER:C	29:BF:241:ALA:CB	2.68	0.53
29:BF:39:GLN:O	29:BF:42:ARG:CB	2.57	0.53
32:BI:81:ALA:O	32:BI:148:GLN:HG3	2.08	0.53
32:BI:3:VAL:HB	32:BI:19:LYS:O	2.09	0.53
32:BI:21:VAL:HG21	32:BI:30:LEU:CD1	2.39	0.53
55:BK:19:THR:CG2	55:BK:39:CYS:HB3	2.39	0.53
33:BN:19:MET:CG	33:BN:46:ILE:HD13	2.35	0.53
34:BO:86:ILE:CG2	34:BO:87:ILE:N	2.66	0.53
34:BO:88:ARG:HG3	34:BO:92:SER:OG	2.09	0.53
35:BP:132:LYS:N	35:BP:132:LYS:CD	2.48	0.53
35:BP:66:VAL:CB	35:BP:110:GLY:O	2.48	0.53
36:BQ:134:PHE:O	36:BQ:135:ALA:O	2.27	0.53
37:BS:87:LEU:CD2	37:BS:87:LEU:N	2.66	0.53
44:BU:88:ILE:HG22	45:BV:55:THR:CB	2.31	0.53
45:BV:33:VAL:C	45:BV:63:HIS:CE1	2.82	0.53
45:BV:64:GLY:N	45:BV:95:ILE:HG13	2.21	0.53
40:BX:6:LYS:HD2	40:BX:27:ALA:C	2.29	0.53
41:BY:19:ARG:NH1	41:BY:67:LEU:HB3	2.24	0.53
41:BY:78:THR:H	41:BY:89:ARG:NE	2.07	0.53
41:BY:80:GLU:HA	41:BY:86:GLU:HA	1.90	0.53
42:BZ:146:HIS:CD2	42:BZ:170:SER:HB2	2.44	0.53
1:AA:645:C:H2'	1:AA:646:U:C6	2.44	0.53
7:AD:141:ARG:HB3	7:AD:142:PRO:CD	2.36	0.53
9:AF:37:VAL:HA	9:AF:65:VAL:HG12	1.91	0.53
11:AH:112:LEU:HD22	11:AH:114:THR:HG22	1.91	0.53
1:AA:1400:C:N1	2:AV:34:G:N1	2.56	0.53
26:BA:2355:C:H5'	48:B0:21:LEU:CD1	2.32	0.53
26:BA:2355:C:H5'	48:B0:21:LEU:CD2	2.38	0.53
48:B0:77:ARG:O	48:B0:79:ILE:CG1	2.54	0.53
49:B4:30:GLU:O	49:B4:31:ILE:CD1	2.52	0.53
53:B8:4:MET:CB	53:B8:5:LYS:HZ2	2.22	0.53
26:BA:1417:C:H3'	26:BA:1418:G:C8	2.43	0.53
26:BA:148:C:C2	26:BA:149:A:C6	2.97	0.53
26:BA:1697:G:O6	26:BA:1698:A:C6	2.62	0.53

*Continued on next page...*



*Continued from previous page...*

Atom-1	Atom-2	Interatomic distance (Å)	Clash overlap (Å)
26:BA:2041:U:H2'	26:BA:2042:A:C5'	2.34	0.53
26:BA:2059:A:C2	26:BA:2503:A:N7	2.51	0.53
26:BA:2182:G:H2'	26:BA:2183:C:C5	2.43	0.53
26:BA:2295:C:N4	26:BA:2337:G:C6	2.77	0.53
26:BA:2400:G:H4'	51:B6:20:PHE:CZ	2.44	0.53
26:BA:2418:A:O2'	26:BA:2419:U:H5'	2.09	0.53
26:BA:248:G:N3	26:BA:2431:U:H4'	2.23	0.53
26:BA:2605:U:C4'	26:BA:2605:U:C6	2.92	0.53
26:BA:2745:C:O2'	26:BA:2746:U:O5'	2.23	0.53
26:BA:2795:G:N9	26:BA:2795:G:OP2	2.42	0.53
26:BA:2858:C:C2'	26:BA:2858:C:O2	2.57	0.53
26:BA:2880:C:C4	26:BA:2881:C:C5	2.97	0.53
26:BA:304:G:H1	26:BA:313:C:N4	2.03	0.53
26:BA:325:G:H21	41:BY:7:GLN:HE21	1.52	0.53
26:BA:265:A:N7	26:BA:428:A:N1	2.56	0.53
26:BA:530:G:HO2'	26:BA:531:C:C5'	2.22	0.53
26:BA:604:G:H21	26:BA:657:U:C4'	2.20	0.53
26:BA:684:G:C2	26:BA:794:G:C2	2.97	0.53
26:BA:965:C:H1'	26:BA:2273:A:N1	2.24	0.53
25:BB:106:G:C6	25:BB:107:U:C4	2.97	0.53
27:BD:157:ALA:O	27:BD:158:GLY:C	2.46	0.53
28:BE:107:GLU:CG	28:BE:110:ARG:NH2	2.63	0.53
28:BE:304:ASP:N	28:BE:304:ASP:OD1	2.40	0.53
29:BF:105:LYS:HD2	29:BF:105:LYS:N	2.24	0.53
29:BF:142:ASP:O	29:BF:144:PHE:N	2.42	0.53
29:BF:52:ALA:O	29:BF:55:ARG:CG	2.54	0.53
30:BG:21:VAL:HG11	30:BG:132:VAL:HG21	1.87	0.53
32:BI:117:LEU:HD22	32:BI:121:ILE:CD1	2.39	0.53
33:BN:49:ARG:O	33:BN:50:GLU:C	2.47	0.53
35:BP:125:PHE:O	35:BP:130:ARG:NE	2.42	0.53
44:BU:14:HIS:O	44:BU:15:LYS:O	2.27	0.53
39:BW:12:ILE:HD11	39:BW:42:ARG:HD3	1.90	0.53
39:BW:36:LEU:HD13	39:BW:47:VAL:CB	2.39	0.53
40:BX:40:ALA:O	40:BX:41:VAL:C	2.47	0.53
41:BY:78:THR:HA	41:BY:89:ARG:N	2.22	0.53
42:BZ:149:ALA:C	42:BZ:152:ILE:HG13	2.22	0.53
42:BZ:5:ALA:O	42:BZ:6:LYS:CB	2.57	0.53
42:BZ:62:PHE:CD1	42:BZ:87:THR:HG21	2.44	0.53
1:AA:1117:G:N2	1:AA:1180:A:O2'	2.42	0.52
1:AA:1206:G:O4'	6:AC:194:GLY:HA2	2.08	0.52
1:AA:1269:A:H4'	1:AA:1326:C:H5'	1.90	0.52

*Continued on next page...*



*Continued from previous page...*

Atom-1	Atom-2	Interatomic distance (Å)	Clash overlap (Å)
1:AA:1368:G:N7	12:AI:112:LYS:NZ	2.50	0.52
1:AA:1400:C:N3	2:AV:34:G:N2	2.51	0.52
3:AW:7:U:O3'	3:AW:8:U:H5'	2.09	0.52
2:AV:37:G:C2	4:AX:116:U:N3	2.76	0.52
48:B0:44:LYS:C	48:B0:45:PHE:CG	2.82	0.52
26:BA:988:A:P	47:B3:11:SER:N	2.74	0.52
47:B3:11:SER:OG	47:B3:13:ILE:CG1	2.50	0.52
47:B3:39:ASP:CA	47:B3:44:ARG:NH2	2.72	0.52
26:BA:125:G:C2	52:B7:10:ARG:HA	2.44	0.52
53:B8:8:LYS:C	53:B8:10:ALA:H	2.06	0.52
54:B9:2:LYS:O	54:B9:4:ARG:N	2.42	0.52
26:BA:1056:G:N2	26:BA:1104:C:H42	2.08	0.52
26:BA:1274:A:N1	26:BA:1302:A:H2	2.07	0.52
26:BA:1364:G:H3'	49:B4:3:LYS:NZ	2.23	0.52
26:BA:135:G:C2	26:BA:145:G:C6	2.96	0.52
26:BA:1524:G:C4	26:BA:1525:G:C8	2.97	0.52
26:BA:1598:C:C5'	40:BX:34:LYS:HB2	2.40	0.52
26:BA:2052:G:H4'	28:BE:239:GLY:C	2.25	0.52
26:BA:2094:G:C2	26:BA:2196:C:N3	2.68	0.52
26:BA:2224:G:O2'	26:BA:2225:A:O4'	2.26	0.52
26:BA:2077:A:C2	26:BA:2244:U:C2	2.96	0.52
26:BA:2289:G:O3'	26:BA:2383:G:O2'	2.27	0.52
26:BA:2324:C:C2'	26:BA:2325:G:OP1	2.57	0.52
26:BA:2455:G:C6	26:BA:2456:C:C4	2.97	0.52
26:BA:2642:G:H2'	26:BA:2643:G:C5'	2.39	0.52
26:BA:2733:A:H2'	26:BA:2734:A:O4'	2.09	0.52
26:BA:2810:A:N9	26:BA:2811:G:O4'	2.33	0.52
26:BA:440:G:OP1	41:BY:6:LYS:HD3	2.07	0.52
26:BA:919:G:H2'	26:BA:920:G:H8	1.75	0.52
28:BE:268:LEU:HD11	28:BE:271:ILE:HD11	1.90	0.52
28:BE:61:PRO:CB	28:BE:69:PRO:HA	2.38	0.52
29:BF:168:ARG:CA	29:BF:232:LEU:O	2.57	0.52
29:BF:58:ALA:HB2	29:BF:79:ARG:CA	2.39	0.52
30:BG:145:ASP:C	37:BS:15:GLU:HA	2.29	0.52
30:BG:86:THR:O	30:BG:86:THR:HG22	2.09	0.52
31:BH:10:ILE:CG2	31:BH:14:VAL:CB	2.49	0.52
33:BN:25:GLN:O	33:BN:28:GLU:N	2.42	0.52
33:BN:88:PRO:C	33:BN:90:LYS:N	2.62	0.52
34:BO:63:VAL:CG1	34:BO:63:VAL:O	2.57	0.52
34:BO:88:ARG:CG	34:BO:92:SER:OG	2.57	0.52
35:BP:124:ASP:O	35:BP:125:PHE:CE2	2.56	0.52

*Continued on next page...*



*Continued from previous page...*

Atom-1	Atom-2	Interatomic distance (Å)	Clash overlap (Å)
35:BP:66:VAL:C	35:BP:68:GLU:N	2.62	0.52
36:BQ:69:ASN:ND2	36:BQ:70:ARG:H	2.00	0.52
36:BQ:65:ARG:NH1	36:BQ:87:LYS:HB2	2.24	0.52
43:BR:107:ASP:CG	43:BR:109:ALA:N	2.41	0.52
43:BR:80:PHE:O	43:BR:84:ALA:HB2	2.07	0.52
44:BU:46:GLU:O	44:BU:49:ASP:N	2.42	0.52
26:BA:1156:A:P	44:BU:55:ARG:NH1	2.82	0.52
45:BV:50:ASP:CB	45:BV:53:LYS:HE3	2.39	0.52
44:BU:20:ARG:NH1	45:BV:75:LYS:CD	2.73	0.52
39:BW:95:ILE:HG22	39:BW:96:ILE:O	2.09	0.52
41:BY:26:THR:O	41:BY:27:LEU:CB	2.56	0.52
41:BY:47:THR:OG1	41:BY:60:GLY:O	2.27	0.52
42:BZ:113:VAL:H	42:BZ:174:PRO:HD3	1.74	0.52
42:BZ:25:ASN:C	42:BZ:84:TYR:HE1	2.12	0.52
1:AA:1269:A:C1'	1:AA:1326:C:O4'	2.57	0.52
1:AA:662:G:O2'	1:AA:836:G:OP1	2.27	0.52
1:AA:867:G:O2'	1:AA:873:A:N6	2.40	0.52
5:AB:36:ARG:HB2	5:AB:41:ILE:HD13	1.90	0.52
6:AC:142:MET:HA	6:AC:146:ALA:HB3	1.91	0.52
1:AA:1328:C:P	16:AM:28:ALA:HB1	2.50	0.52
48:B0:58:THR:O	48:B0:58:THR:OG1	2.24	0.52
46:B2:26:GLU:HG2	46:B2:27:LEU:HG	1.91	0.52
49:B4:28:ARG:HB3	49:B4:29:PRO:CD	2.39	0.52
49:B4:39:VAL:H	49:B4:40:HIS:CE1	2.26	0.52
53:B8:60:LEU:O	53:B8:60:LEU:CD2	2.35	0.52
26:BA:1174:A:N1	26:BA:1176:G:H8	2.07	0.52
26:BA:1598:C:C5'	40:BX:34:LYS:CB	2.88	0.52
26:BA:1609:A:C5	26:BA:1616:A:N3	2.77	0.52
26:BA:2009:G:C2'	43:BR:106:GLY:O	2.57	0.52
26:BA:792:G:H21	26:BA:2072:G:C1'	2.22	0.52
26:BA:2100:G:C4	26:BA:2190:G:N2	2.77	0.52
26:BA:2103:C:C2	26:BA:2187:G:N1	2.46	0.52
26:BA:2212:A:H1'	26:BA:2213:U:O4	2.08	0.52
26:BA:2299:G:C5	26:BA:2300:G:N7	2.77	0.52
26:BA:1028:A:H2	26:BA:2486:G:O2'	1.89	0.52
26:BA:2488:A:C2	26:BA:2489:G:C4	2.97	0.52
26:BA:2061:G:C4	26:BA:2503:A:H2	2.21	0.52
26:BA:2586:C:O5'	26:BA:2586:C:H6	1.91	0.52
26:BA:2589:A:N3	26:BA:2590:A:C8	2.77	0.52
26:BA:2600:A:H2'	26:BA:2601:C:C5	2.44	0.52
26:BA:2748:A:H2	26:BA:2758:A:H62	1.58	0.52

*Continued on next page...*



*Continued from previous page...*

Atom-1	Atom-2	Interatomic distance (Å)	Clash overlap (Å)
26:BA:2787:C:H5''	26:BA:2788:C:OP2	2.08	0.52
26:BA:280:C:HO3'	26:BA:281:G:P	2.28	0.52
26:BA:2828:C:H42	26:BA:2829:C:N4	2.07	0.52
26:BA:2893:G:O2'	26:BA:2894:G:N9	2.29	0.52
26:BA:563:G:C5	26:BA:2018:G:C6	2.97	0.52
26:BA:606:U:P	29:BF:104:ASP:HB2	2.49	0.52
26:BA:602:G:H2'	26:BA:655:A:N1	2.24	0.52
26:BA:687:C:H2'	26:BA:688:U:C6	2.44	0.52
26:BA:848:G:H3'	26:BA:848:G:C8	2.43	0.52
27:BD:183:ILE:HG23	27:BD:184:LEU:N	2.16	0.52
28:BE:296:VAL:CG1	28:BE:297:LYS:N	2.72	0.52
28:BE:303:PRO:HB2	28:BE:307:LEU:CB	2.38	0.52
29:BF:97:ASP:C	29:BF:98:ARG:HD3	2.29	0.52
26:BA:2315:G:P	30:BG:20:LYS:HD3	2.49	0.52
32:BI:130:PRO:HA	32:BI:140:THR:HA	1.90	0.52
34:BO:102:VAL:O	34:BO:122:ILE:O	2.26	0.52
34:BO:22:ILE:CG1	34:BO:40:VAL:O	2.58	0.52
35:BP:115:ARG:C	35:BP:117:GLU:N	2.60	0.52
36:BQ:126:VAL:HG12	36:BQ:127:ASN:N	2.24	0.52
43:BR:104:ARG:O	43:BR:107:ASP:OD2	2.27	0.52
43:BR:77:ARG:NH1	43:BR:77:ARG:CG	2.38	0.52
43:BR:96:ARG:O	43:BR:98:LEU:HG	2.10	0.52
37:BS:23:ARG:HH21	37:BS:35:VAL:CG1	2.21	0.52
38:BT:13:ILE:HD12	38:BT:33:SER:CB	2.38	0.52
44:BU:62:ILE:HD13	44:BU:62:ILE:N	2.24	0.52
40:BX:7:HIS:ND1	40:BX:8:PRO:N	2.56	0.52
41:BY:87:VAL:CG1	41:BY:88:PRO:N	2.73	0.52
42:BZ:50:GLY:O	42:BZ:51:LEU:HB2	2.08	0.52
42:BZ:71:MET:SD	42:BZ:78:PRO:HD3	2.39	0.52
1:AA:1222:G:H5''	22:AS:78:ARG:CZ	2.38	0.52
1:AA:1297:C:H1'	1:AA:1298:C:H5	1.74	0.52
1:AA:340:U:H2'	1:AA:341:C:H6	1.74	0.52
1:AA:818:G:C2'	1:AA:819:A:H5''	2.39	0.52
5:AB:91:PRO:HG2	5:AB:155:LEU:HB2	1.91	0.52
7:AD:11:LEU:C	7:AD:13:ARG:N	2.63	0.52
16:AM:11:ARG:HH12	16:AM:46:LYS:HB3	1.74	0.52
19:AP:4:ILE:HG12	19:AP:21:VAL:CG1	2.39	0.52
3:AW:75:C:H41	49:B4:28:ARG:CA	2.20	0.52
48:B0:45:PHE:HE1	48:B0:78:PHE:CE2	2.22	0.52
47:B3:7:LYS:CG	47:B3:8:LEU:H	2.22	0.52
49:B4:11:PRO:CA	49:B4:40:HIS:CD2	2.82	0.52

*Continued on next page...*



*Continued from previous page...*

Atom-1	Atom-2	Interatomic distance (Å)	Clash overlap (Å)
52:B7:22:MET:HA	52:B7:28:ARG:HG2	1.91	0.52
53:B8:4:MET:HE3	53:B8:4:MET:N	2.24	0.52
54:B9:4:ARG:C	54:B9:36:GLN:HG2	2.26	0.52
54:B9:5:SER:O	54:B9:6:SER:CB	2.57	0.52
26:BA:1005:C:H1'	33:BN:21:ARG:CG	2.39	0.52
26:BA:1028:A:H2'	26:BA:1029:A:H8	1.74	0.52
26:BA:10:G:C2	26:BA:2629:A:N1	2.77	0.52
26:BA:110:G:H2'	26:BA:111:A:C8	2.44	0.52
26:BA:118:A:C8	26:BA:119:A:C8	2.97	0.52
26:BA:1545:A:H3'	26:BA:545(A):A:O5'	2.09	0.52
26:BA:1554:A:O5'	26:BA:1555:G:OP2	2.27	0.52
26:BA:1943:U:H4'	26:BA:1944:U:H5'	1.91	0.52
26:BA:2355:C:H5''	26:BA:2356:C:OP2	2.08	0.52
26:BA:2474:C:H5	26:BA:2475:C:N3	2.06	0.52
26:BA:2479:G:C2	26:BA:2480:C:O2	2.62	0.52
26:BA:247:G:H4'	26:BA:386:G:C4	2.44	0.52
26:BA:2544:G:H2'	26:BA:2545:G:C8	2.37	0.52
26:BA:2578:G:N7	28:BE:237:ASN:OD1	2.41	0.52
26:BA:2622:C:C5'	28:BE:255:GLN:OE1	2.58	0.52
26:BA:2657:A:C6	26:BA:2665:A:C8	2.97	0.52
26:BA:2662:A:C2	26:BA:2663:G:H4'	2.44	0.52
26:BA:2682:U:H2'	26:BA:2683:C:O5'	2.09	0.52
26:BA:270(X):G:H2'	26:BA:270(Y):G:H5'	1.89	0.52
26:BA:2728:U:O5'	26:BA:2728:U:C6	2.62	0.52
26:BA:2742:C:N3	26:BA:2743:C:C5	2.77	0.52
26:BA:2771:C:N3	26:BA:2772:C:C4	2.77	0.52
26:BA:2822:G:OP1	28:BE:258:TYR:HE2	1.93	0.52
26:BA:282:A:N6	26:BA:360:G:H21	2.07	0.52
26:BA:2887:U:O2'	26:BA:2888:C:H5'	2.08	0.52
26:BA:484:C:H6	26:BA:484:C:O5'	1.92	0.52
26:BA:549:G:H2'	26:BA:550:G:O4'	2.09	0.52
26:BA:911:A:H5''	26:BA:912:C:H5''	1.91	0.52
27:BD:107:LYS:HB3	27:BD:193:GLU:HB2	1.92	0.52
27:BD:144:GLU:HB3	27:BD:188:ARG:O	2.09	0.52
29:BF:167:ASP:CB	29:BF:232:LEU:H	2.20	0.52
29:BF:239:ALA:O	29:BF:242:GLU:CG	2.54	0.52
30:BG:103:ASN:CA	30:BG:104:PHE:CD1	2.93	0.52
31:BH:124:VAL:HG22	31:BH:124:VAL:O	2.09	0.52
31:BH:140:VAL:O	31:BH:141:GLY:C	2.47	0.52
32:BI:94:THR:HG23	32:BI:96:LYS:CB	2.34	0.52
33:BN:39:VAL:CA	33:BN:103:VAL:HG13	2.37	0.52

*Continued on next page...*



*Continued from previous page...*

Atom-1	Atom-2	Interatomic distance (Å)	Clash overlap (Å)
33:BN:60:ARG:HD2	33:BN:71:TYR:HE2	1.74	0.52
34:BO:25:LEU:HD12	34:BO:38:VAL:HB	1.91	0.52
26:BA:1665:A:H1'	34:BO:67:ARG:HD3	1.90	0.52
35:BP:114:VAL:HG21	35:BP:132:LYS:HB2	1.81	0.52
36:BQ:18:GLU:CB	36:BQ:23:ILE:HD11	2.40	0.52
43:BR:67:LEU:HD13	43:BR:68:ARG:CA	2.39	0.52
37:BS:22:GLN:OE1	37:BS:23:ARG:N	2.42	0.52
38:BT:46:ALA:O	38:BT:48:ASN:OD1	2.27	0.52
44:BU:46:GLU:O	44:BU:49:ASP:CA	2.58	0.52
45:BV:69:ILE:CG2	45:BV:88:GLN:HB2	2.38	0.52
45:BV:7:THR:O	45:BV:9:GLY:O	2.27	0.52
39:BW:69:LEU:HD22	39:BW:109:GLU:HA	1.92	0.52
39:BW:5:ALA:CB	39:BW:50:VAL:O	2.57	0.52
26:BA:72:U:O5'	40:BX:2:TRP:CZ2	2.63	0.52
26:BA:1598:C:H5'	40:BX:34:LYS:CG	2.37	0.52
41:BY:11:GLN:CG	41:BY:21:LYS:CE	2.87	0.52
1:AA:1329:A:H5''	16:AM:25:ILE:C	2.28	0.52
1:AA:357:G:O2'	1:AA:368:U:O2	2.11	0.52
1:AA:1374:A:O3'	10:AG:28:ASN:CG	2.48	0.52
1:AA:600:C:H4'	11:AH:128:GLY:O	2.10	0.52
13:AJ:60:ARG:O	13:AJ:61:GLU:HB2	2.08	0.52
15:AL:53:ARG:NH1	15:AL:93:LEU:HD22	2.24	0.52
48:B0:48:GLY:HA2	48:B0:56:ASP:N	2.24	0.52
48:B0:37:LEU:O	48:B0:68:VAL:HA	2.09	0.52
46:B2:2:VAL:C	46:B2:4:HIS:ND1	2.50	0.52
26:BA:929:G:O2'	47:B3:37:LEU:HD13	2.09	0.52
51:B6:12:MET:CE	51:B6:54:LYS:C	2.78	0.52
53:B8:31:HIS:C	53:B8:32:GLN:CG	2.78	0.52
26:BA:1007:C:N3	26:BA:1008:C:N4	2.57	0.52
26:BA:1005:C:C5	26:BA:1143:A:H5''	2.38	0.52
26:BA:152:G:H2'	26:BA:153:C:H5'	1.91	0.52
26:BA:1697:G:O6	26:BA:1698:A:N6	2.41	0.52
26:BA:1827:C:H1'	26:BA:1970:A:H2	1.75	0.52
26:BA:199:A:C5	26:BA:2434:A:N1	2.77	0.52
26:BA:2185:C:C2'	26:BA:2186:G:H8	2.17	0.52
26:BA:2259:G:N7	26:BA:2260:C:N4	2.56	0.52
26:BA:2283:C:H1'	26:BA:2389:G:N2	2.25	0.52
26:BA:2296:U:OP2	26:BA:2296:U:O4'	2.27	0.52
26:BA:2297:C:N3	26:BA:2333:A:N6	2.54	0.52
26:BA:2429:G:C5'	26:BA:2430:A:P	2.97	0.52
26:BA:2565:A:C3'	26:BA:2566:A:O4'	2.57	0.52

*Continued on next page...*



*Continued from previous page...*

Atom-1	Atom-2	Interatomic distance (Å)	Clash overlap (Å)
26:BA:2578:G:C8	28:BE:237:ASN:CG	2.81	0.52
26:BA:2762:G:H2'	26:BA:2763:G:H8	1.74	0.52
26:BA:2842:G:H1	26:BA:2875:C:N4	2.07	0.52
26:BA:359:A:C2	26:BA:361:G:N2	2.77	0.52
26:BA:581:C:P	44:BU:33:ARG:NH1	2.75	0.52
26:BA:729:G:C6	27:BD:207:ALA:CA	2.82	0.52
27:BD:143:ILE:CG1	27:BD:153:LEU:N	2.73	0.52
27:BD:94:ASN:OD1	27:BD:100:LYS:HE2	2.09	0.52
28:BE:200:ASP:H	28:BE:312:ARG:N	2.06	0.52
26:BA:2682:U:C5	28:BE:48:MET:SD	3.02	0.52
28:BE:70:VAL:C	28:BE:71:THR:CG2	2.78	0.52
26:BA:2312:U:C5'	30:BG:53:LYS:HB2	2.31	0.52
30:BG:63:ILE:HG23	30:BG:64:ARG:N	2.24	0.52
26:BA:2313:C:O5'	30:BG:72:LYS:HG3	1.98	0.52
32:BI:94:THR:CG2	32:BI:97:GLN:H	2.16	0.52
55:BK:108:ILE:O	55:BK:111:THR:OG1	2.19	0.52
33:BN:21:ARG:CD	33:BN:21:ARG:H	2.22	0.52
33:BN:74:ARG:CB	33:BN:76:ASP:OD2	2.53	0.52
34:BO:35:ILE:HA	34:BO:62:VAL:CA	1.87	0.52
35:BP:73:VAL:CG1	35:BP:76:LEU:HB3	2.40	0.52
43:BR:38:VAL:CG1	43:BR:39:PRO:N	2.46	0.52
43:BR:50:HIS:O	43:BR:51:LEU:C	2.48	0.52
37:BS:27:LEU:CB	37:BS:33:ARG:HH21	1.89	0.52
37:BS:46:GLN:C	37:BS:47:LEU:CG	2.78	0.52
37:BS:70:GLY:C	37:BS:71:TRP:CE3	2.82	0.52
37:BS:90:LEU:HA	37:BS:93:GLN:NE2	2.24	0.52
38:BT:22:VAL:N	38:BT:29:THR:OG1	2.43	0.52
44:BU:39:LEU:O	44:BU:41:ASN:C	2.48	0.52
39:BW:48:ALA:O	39:BW:51:LEU:HB2	2.09	0.52
42:BZ:34:LEU:HD13	42:BZ:39:PHE:CE1	2.38	0.52
1:AA:1005:A:H5'	1:AA:1037:C:H1'	1.90	0.52
1:AA:1311:G:O6	22:AS:2:PRO:HA	2.09	0.52
1:AA:116:A:C2	1:AA:314:C:C4'	2.92	0.52
1:AA:791:G:OP2	1:AA:791:G:H8	1.92	0.52
1:AA:586:C:O2'	1:AA:878:G:H4'	2.08	0.52
1:AA:937:A:C3'	1:AA:938:A:P	2.95	0.52
7:AD:23:GLY:C	7:AD:112:VAL:CG1	2.48	0.52
8:AE:17:ALA:HA	8:AE:26:PHE:CB	2.39	0.52
10:AG:106:GLN:O	10:AG:110:GLN:HG2	2.09	0.52
15:AL:71:PRO:O	15:AL:102:ARG:HD2	2.09	0.52
1:AA:1330:U:H5''	16:AM:23:TYR:HA	1.91	0.52

*Continued on next page...*



*Continued from previous page...*

Atom-1	Atom-2	Interatomic distance (Å)	Clash overlap (Å)
1:AA:1340:A:C3'	2:AV:31:A:O2'	2.57	0.52
53:B8:10:ALA:HA	53:B8:14:ILE:HG21	1.92	0.52
26:BA:688:U:H5'	26:BA:1780:A:C2	2.45	0.52
26:BA:2279:G:C6	26:BA:2280:G:C5	2.97	0.52
26:BA:2297:C:N4	26:BA:2320:A:C8	2.77	0.52
26:BA:2404:C:C4	26:BA:2405:G:C4	2.98	0.52
26:BA:2423:U:HO2'	26:BA:2424:C:P	2.23	0.52
26:BA:2524:G:N1	26:BA:2540:C:C4	2.77	0.52
26:BA:2526:G:N3	26:BA:2527:C:H6	2.06	0.52
26:BA:2597:G:O6	26:BA:2598:A:N6	2.41	0.52
26:BA:2654:A:O3'	26:BA:2655:G:H4'	2.10	0.52
26:BA:2642:G:C2	26:BA:2773:C:C2	2.97	0.52
26:BA:2795:G:H3'	26:BA:2795:G:P	2.50	0.52
26:BA:2826:A:N1	26:BA:2827:C:H6	1.94	0.52
26:BA:389:G:C8	26:BA:2413:G:H4'	2.44	0.52
26:BA:381:G:H1	26:BA:393:C:H42	1.56	0.52
26:BA:479:A:O2'	26:BA:481:G:H5''	2.10	0.52
26:BA:869:G:H2'	26:BA:870:A:O4'	2.10	0.52
27:BD:145:LEU:HD13	27:BD:146:LYS:N	2.24	0.52
26:BA:1799:G:H22	27:BD:153:LEU:HG	1.71	0.52
27:BD:158:GLY:HA3	27:BD:194:VAL:HG21	1.89	0.52
27:BD:67:LYS:O	27:BD:67:LYS:HG2	2.10	0.52
28:BE:271:ILE:HD11	28:BE:294:THR:CG2	2.40	0.52
29:BF:22:PHE:CZ	29:BF:115:LEU:CG	2.93	0.52
29:BF:153:VAL:O	29:BF:155:SER:N	2.42	0.52
30:BG:56:ARG:HA	30:BG:63:ILE:HA	1.90	0.52
32:BI:117:LEU:HD22	32:BI:121:ILE:HD11	1.91	0.52
55:BK:121:LEU:HD22	55:BK:125:MET:HE3	1.85	0.52
33:BN:39:VAL:O	33:BN:40:ASN:CG	2.48	0.52
33:BN:76:ASP:O	33:BN:80:LYS:HG2	2.09	0.52
35:BP:66:VAL:CA	35:BP:67:ARG:NE	2.70	0.52
43:BR:92:GLY:HA2	43:BR:94:TYR:CE1	2.44	0.52
38:BT:47:ARG:O	38:BT:48:ASN:CG	2.47	0.52
44:BU:98:ILE:HB	44:BU:106:PHE:CD1	2.44	0.52
44:BU:17:VAL:HG11	44:BU:36:PHE:HA	1.90	0.52
45:BV:42:GLY:HA3	45:BV:54:TYR:HH	1.72	0.52
39:BW:4:LYS:CG	39:BW:106:ILE:HA	2.39	0.52
40:BX:45:TYR:CE2	40:BX:73:ASP:HA	2.44	0.52
1:AA:1222:G:H5''	22:AS:78:ARG:HE	1.75	0.52
1:AA:1317:C:O2'	22:AS:10:PHE:CD1	2.63	0.52
1:AA:1463:C:OP1	38:BT:47:ARG:CD	2.58	0.52

*Continued on next page...*



*Continued from previous page...*

Atom-1	Atom-2	Interatomic distance (Å)	Clash overlap (Å)
1:AA:436:C:C2	1:AA:437:U:C4	2.98	0.52
1:AA:292:G:N2	1:AA:609:A:C2	2.78	0.52
1:AA:744:C:O2'	1:AA:851:G:N2	2.43	0.52
6:AC:205:GLY:O	6:AC:206:GLU:HB2	2.09	0.52
1:AA:540:G:H2'	7:AD:42:GLN:HE22	1.75	0.52
3:AW:9:A:H1'	3:AW:45:G:H2'	1.89	0.52
26:BA:95:G:C2'	46:B2:42:ASN:HB3	2.39	0.52
49:B4:48:ARG:O	49:B4:49:PHE:O	2.27	0.52
50:B5:45:ILE:CB	50:B5:52:TYR:HE1	2.19	0.52
50:B5:6:VAL:N	50:B5:8:LYS:CE	2.73	0.52
26:BA:131:G:C2	26:BA:149:A:N1	2.78	0.52
26:BA:1655:A:H4'	28:BE:211:GLN:CA	2.39	0.52
26:BA:1890:A:C2	26:BA:1891:G:H1'	2.44	0.52
26:BA:530:G:C6	26:BA:2021:C:O2	2.62	0.52
26:BA:2093:G:N9	26:BA:2198:A:N1	2.56	0.52
26:BA:2228:G:C8	26:BA:2228:G:C5'	2.89	0.52
26:BA:2285:C:C4'	26:BA:2288:A:C6	2.79	0.52
26:BA:2311:A:H2'	26:BA:2312:U:H6	1.73	0.52
26:BA:2306:C:C5	26:BA:2311:A:N1	2.77	0.52
26:BA:2330:G:N3	26:BA:2331:G:C1'	2.71	0.52
26:BA:2376:A:H2'	26:BA:2377:A:H8	1.74	0.52
26:BA:2380:C:C3'	26:BA:2381:C:C5'	2.87	0.52
26:BA:2553:G:H8	26:BA:2554:U:O4'	1.87	0.52
26:BA:2605:U:H2'	26:BA:2606:C:H5'	1.92	0.52
26:BA:2623:G:C2	26:BA:2624:G:C8	2.97	0.52
26:BA:2657:A:C3'	26:BA:2658:C:C5'	2.87	0.52
26:BA:637:A:C8	35:BP:111:ALA:HB3	2.39	0.52
26:BA:734:A:H2'	26:BA:735:A:C8	2.45	0.52
27:BD:64:ILE:HD13	27:BD:102:TYR:O	2.08	0.52
27:BD:166:LYS:HA	27:BD:182:MET:HE2	1.91	0.52
27:BD:75:GLY:N	27:BD:116:MET:HB2	2.25	0.52
28:BE:102:ASP:OD1	28:BE:104:PHE:CZ	2.62	0.52
28:BE:189:MET:C	28:BE:190:ASN:CG	2.68	0.52
28:BE:229:GLN:HB2	28:BE:231:TRP:HB2	1.91	0.52
28:BE:70:VAL:CB	28:BE:295:LEU:CD2	2.87	0.52
28:BE:65:MET:SD	28:BE:65:MET:C	2.85	0.52
28:BE:77:PRO:HB2	28:BE:186:GLU:HB2	1.90	0.52
29:BF:153:VAL:HG11	29:BF:207:LEU:CD1	2.39	0.52
29:BF:26:VAL:CG1	29:BF:27:ARG:N	2.72	0.52
30:BG:18:ILE:O	30:BG:135:VAL:HG21	2.10	0.52
30:BG:25:MET:O	30:BG:71:ALA:O	2.28	0.52

*Continued on next page...*



*Continued from previous page...*

Atom-1	Atom-2	Interatomic distance (Å)	Clash overlap (Å)
30:BG:55:LYS:O	30:BG:65:GLU:CB	2.58	0.52
31:BH:23:VAL:HG12	31:BH:74:MET:SD	2.49	0.52
32:BI:39:ALA:O	32:BI:40:THR:C	2.48	0.52
55:BK:100:VAL:CG2	55:BK:137:ILE:HG23	2.40	0.52
33:BN:21:ARG:O	33:BN:24:SER:CB	2.57	0.52
34:BO:104:ARG:NH1	34:BO:122:ILE:HA	2.24	0.52
26:BA:2251:G:H3'	36:BQ:102:ARG:HH22	1.75	0.52
36:BQ:54:VAL:C	36:BQ:56:ILE:N	2.62	0.52
43:BR:22:ARG:NH2	43:BR:69:ASP:HB3	2.25	0.52
43:BR:81:ASP:CG	43:BR:82:GLU:H	2.13	0.52
37:BS:11:ARG:HA	37:BS:14:ARG:CZ	2.40	0.52
37:BS:27:LEU:HA	37:BS:33:ARG:NH2	2.20	0.52
44:BU:102:GLU:HB3	44:BU:105:ALA:HB3	1.91	0.52
45:BV:50:ASP:N	45:BV:53:LYS:CG	2.72	0.52
39:BW:84:ARG:HA	39:BW:84:ARG:NE	2.25	0.52
41:BY:41:ARG:O	41:BY:112:LEU:HA	2.10	0.52
41:BY:44:ALA:HB1	41:BY:65:VAL:CG2	2.40	0.52
42:BZ:134:LEU:HD23	42:BZ:135:VAL:N	2.25	0.52
1:AA:1260:C:H4'	1:AA:1284:C:H5''	1.87	0.52
1:AA:281:G:O2'	1:AA:282:A:H8	1.91	0.52
1:AA:578:C:H2'	1:AA:579:G:C8	2.45	0.52
1:AA:60:A:C6	1:AA:107:G:H2'	2.45	0.52
1:AA:660:G:H1	1:AA:745:C:H42	1.56	0.52
7:AD:49:ARG:O	7:AD:51:PRO:CD	2.56	0.52
11:AH:34:GLU:HA	11:AH:37:ARG:HB3	1.91	0.52
1:AA:279:A:N1	20:AQ:98:LEU:CD1	2.72	0.52
23:AT:60:GLU:HA	23:AT:63:ILE:HD12	1.91	0.52
3:AW:41:U:H6	3:AW:41:U:C5'	2.13	0.52
47:B3:7:LYS:HA	47:B3:33:GLN:O	2.10	0.52
49:B4:7:PRO:HD2	49:B4:56:VAL:CG1	2.39	0.52
26:BA:125:G:H21	52:B7:10:ARG:CA	2.19	0.52
53:B8:14:ILE:HG22	53:B8:15:LYS:N	2.23	0.52
26:BA:993:G:H1'	26:BA:1162:G:N2	2.24	0.52
26:BA:1530:G:N3	26:BA:1530:G:H2'	2.25	0.52
26:BA:1460:A:N1	26:BA:1732:A:C2	2.78	0.52
26:BA:1890:A:H2	26:BA:2235:G:O4'	1.92	0.52
26:BA:2300:G:H2'	26:BA:2301:C:C6	2.44	0.52
26:BA:389:G:O4'	26:BA:2413:G:H4'	2.09	0.52
26:BA:2048:G:N1	26:BA:2621:A:N3	2.58	0.52
26:BA:2633:G:H8	26:BA:2633:G:P	2.31	0.52
26:BA:264:C:C2'	26:BA:265:A:H5''	2.40	0.52

*Continued on next page...*



*Continued from previous page...*

Atom-1	Atom-2	Interatomic distance (Å)	Clash overlap (Å)
26:BA:2673:G:C2	26:BA:2674:G:C5	2.98	0.52
26:BA:2734:A:C6	26:BA:2735:G:C4	2.98	0.52
26:BA:2628:C:C2'	26:BA:2781:A:H2'	2.39	0.52
26:BA:2792:G:C6	26:BA:2793:G:C6	2.98	0.52
26:BA:2827:C:O2	26:BA:2827:C:C2'	2.52	0.52
26:BA:2832:U:H3'	26:BA:2832:U:C2	2.41	0.52
26:BA:301:G:H2'	26:BA:302:C:C6	2.44	0.52
26:BA:327:G:C2	26:BA:328:U:H6	2.27	0.52
26:BA:35:G:H1'	26:BA:454:A:N3	2.24	0.52
26:BA:452:G:H21	26:BA:457:A:H2	1.56	0.52
26:BA:758:C:H2'	26:BA:759:G:C8	2.45	0.52
26:BA:684:G:C6	26:BA:775:G:C5	2.98	0.52
27:BD:167:GLU:O	27:BD:170:TYR:C	2.47	0.52
26:BA:1805:U:C5'	27:BD:235:PRO:HB3	2.39	0.52
28:BE:101:THR:O	28:BE:102:ASP:C	2.47	0.52
29:BF:153:VAL:CB	29:BF:157:LEU:HD21	2.18	0.52
31:BH:58:LYS:HG3	31:BH:59:HIS:ND1	2.24	0.52
36:BQ:140:TYR:O	36:BQ:142:LYS:C	2.48	0.52
36:BQ:50:VAL:CG1	36:BQ:52:LYS:H	2.16	0.52
43:BR:75:LEU:O	43:BR:77:ARG:CA	2.58	0.52
38:BT:53:ASP:C	38:BT:56:ARG:NE	2.52	0.52
44:BU:113:SER:O	44:BU:115:ASN:C	2.48	0.52
44:BU:115:ASN:HA	44:BU:118:GLN:O	2.09	0.52
26:BA:995:C:O2'	44:BU:57:PHE:CG	2.58	0.52
44:BU:98:ILE:N	44:BU:98:ILE:CD1	2.72	0.52
40:BX:33:SER:N	40:BX:37:VAL:CG2	2.64	0.52
1:AA:1237:C:H5''	1:AA:1238:A:O4'	2.09	0.52
1:AA:686:U:H2'	1:AA:686:U:O2	2.09	0.52
1:AA:813:U:H2'	1:AA:814:A:H8	1.74	0.52
5:AB:47:THR:HG23	5:AB:202:PRO:HD2	1.91	0.52
1:AA:607:A:C6	19:AP:31:LYS:HG3	2.45	0.52
48:B0:36:ILE:C	48:B0:37:LEU:HG	2.30	0.52
47:B3:12:PRO:O	47:B3:20:LYS:HE2	2.10	0.52
49:B4:14:ILE:HG13	49:B4:38:GLY:C	2.29	0.52
50:B5:10:LYS:O	50:B5:11:THR:C	2.48	0.52
51:B6:41:ASP:HB2	51:B6:46:LYS:HZ3	1.65	0.52
26:BA:1530:G:H1'	26:BA:1542:G:C6	2.45	0.52
26:BA:185:U:H4'	26:BA:218:A:H4'	1.91	0.52
26:BA:2307:G:C5'	26:BA:2307:G:H8	2.22	0.52
26:BA:2330:G:N3	26:BA:2331:G:O4'	2.42	0.52
26:BA:2475:C:O2'	26:BA:2477:C:OP2	2.28	0.52

*Continued on next page...*



*Continued from previous page...*

Atom-1	Atom-2	Interatomic distance (Å)	Clash overlap (Å)
26:BA:2531:A:N3	26:BA:2532:G:H5'	2.25	0.52
26:BA:2704:C:O2'	26:BA:2705:A:O4'	2.27	0.52
26:BA:2710:C:O2'	26:BA:2711:A:O4'	2.28	0.52
26:BA:2817:G:N3	26:BA:2818:G:H1'	2.25	0.52
26:BA:2839:G:C6	26:BA:2840:C:C5	2.85	0.52
26:BA:2865:U:C2	26:BA:2866:U:C5	2.97	0.52
26:BA:2848:G:C6	26:BA:2867:G:N2	2.77	0.52
26:BA:294:A:O2'	41:BY:15:PRO:HG3	2.09	0.52
26:BA:848:G:H2'	26:BA:849:A:C8	2.42	0.52
26:BA:945:A:H2'	26:BA:946:G:O5'	2.10	0.52
25:BB:80:U:H2'	25:BB:81:G:C8	2.44	0.52
27:BD:154:VAL:HG21	27:BD:160:SER:CA	2.35	0.52
27:BD:216:ALA:CB	27:BD:223:ASN:HB2	2.30	0.52
28:BE:81:VAL:HG11	28:BE:100:TRP:HZ3	1.75	0.52
29:BF:105:LYS:O	29:BF:106:GLU:O	2.28	0.52
29:BF:165:ASP:O	29:BF:168:ARG:CB	2.58	0.52
29:BF:88:SER:O	29:BF:89:ALA:HB3	2.09	0.52
30:BG:55:LYS:O	30:BG:56:ARG:HG2	2.09	0.52
30:BG:21:VAL:O	30:BG:75:LEU:O	2.28	0.52
31:BH:121:GLU:O	31:BH:123:GLU:OE1	2.28	0.52
31:BH:166:GLU:OE2	31:BH:166:GLU:CA	2.57	0.52
31:BH:30:GLY:HA3	31:BH:78:VAL:C	2.28	0.52
31:BH:57:GLU:O	31:BH:59:HIS:N	2.42	0.52
31:BH:7:PRO:CD	31:BH:68:ARG:CD	2.64	0.52
32:BI:1:MET:CB	32:BI:22:ALA:H	2.22	0.52
32:BI:43:ASN:HA	32:BI:46:ALA:HB3	1.91	0.52
55:BK:130:GLY:O	55:BK:133:LYS:HB2	2.10	0.52
36:BQ:27:GLY:C	36:BQ:28:ILE:CG1	2.78	0.52
37:BS:34:LEU:HD21	37:BS:102:LEU:CG	2.39	0.52
38:BT:8:TYR:CD1	38:BT:54:THR:HB	2.44	0.52
45:BV:74:TYR:CE1	45:BV:87:ARG:CA	2.93	0.52
39:BW:17:VAL:CA	39:BW:20:VAL:HG23	2.40	0.52
39:BW:29:LEU:HG	39:BW:30:GLU:N	2.21	0.52
41:BY:103:LEU:CD2	41:BY:108:ARG:C	2.76	0.52
41:BY:34:GLU:C	41:BY:35:TYR:CD2	2.83	0.52
42:BZ:152:ILE:HG22	42:BZ:153:LYS:N	2.23	0.52
42:BZ:114:ASP:HA	42:BZ:170:SER:O	2.07	0.52
1:AA:405:U:OP1	7:AD:5:ILE:CD1	2.58	0.52
1:AA:765:G:H1	1:AA:812:C:C2'	2.21	0.52
1:AA:826:C:C4'	11:AH:12:ARG:HG2	2.39	0.52
6:AC:106:VAL:O	6:AC:107:GLN:C	2.41	0.52

*Continued on next page...*



*Continued from previous page...*

Atom-1	Atom-2	Interatomic distance (Å)	Clash overlap (Å)
6:AC:52:LEU:O	6:AC:53:ALA:HB2	2.09	0.52
11:AH:38:ILE:HG13	11:AH:118:VAL:HB	1.92	0.52
1:AA:983:A:H4'	17:AN:3:ARG:HH22	1.74	0.52
2:AV:37:G:H2'	2:AV:38:A:H8	1.75	0.52
48:B0:65:GLY:CA	48:B0:66:LYS:NZ	2.68	0.52
48:B0:37:LEU:CG	48:B0:68:VAL:CG1	2.78	0.52
46:B2:33:VAL:O	46:B2:34:GLN:C	2.48	0.52
50:B5:45:ILE:CG1	50:B5:52:TYR:CE1	2.61	0.52
52:B7:43:THR:O	52:B7:45:SER:OG	2.26	0.52
53:B8:55:TRP:CE3	53:B8:59:LYS:NZ	2.75	0.52
53:B8:60:LEU:C	53:B8:61:MET:O	2.47	0.52
26:BA:1422:G:H2'	26:BA:1423:G:C8	2.43	0.52
26:BA:1790:C:O3'	27:BD:210:LYS:CD	2.57	0.52
26:BA:2046:G:H1'	50:B5:22:HIS:CE1	2.44	0.52
26:BA:2231:C:OP1	49:B4:39:VAL:HA	2.10	0.52
26:BA:2283:C:C2	26:BA:2284:C:C1'	2.90	0.52
26:BA:2284:C:C2'	26:BA:2284:C:O2	2.58	0.52
26:BA:2373:G:N3	26:BA:2374:C:C4	2.78	0.52
26:BA:2410:G:C5	26:BA:2411:A:C5	2.98	0.52
26:BA:2474:C:C5	26:BA:2475:C:C2	2.98	0.52
26:BA:2471:C:N3	26:BA:2479:G:N2	2.58	0.52
26:BA:2546:U:O2	26:BA:2567:G:H8	1.93	0.52
26:BA:2549:G:H8	26:BA:2549:G:H5''	1.74	0.52
26:BA:2584:U:C5	26:BA:2585:U:H2'	2.45	0.52
26:BA:2049:G:N1	26:BA:2620:C:N4	2.58	0.52
26:BA:2668:G:C2	26:BA:2669:G:N9	2.77	0.52
26:BA:2807:G:C8	26:BA:2808:U:C5	2.98	0.52
26:BA:360:G:H2'	26:BA:361:G:O4'	2.10	0.52
26:BA:983:A:H3'	26:BA:984:A:O4'	2.09	0.52
27:BD:76:ARG:HG2	27:BD:113:MET:HB2	1.92	0.52
28:BE:104:PHE:HB3	28:BE:108:LEU:CD1	2.40	0.52
28:BE:199:ALA:HB1	28:BE:312:ARG:C	2.29	0.52
26:BA:2680:C:C5'	28:BE:206:LYS:NZ	2.73	0.52
29:BF:237:GLU:O	29:BF:239:ALA:C	2.48	0.52
30:BG:97:GLN:CG	30:BG:106:PHE:CE2	2.93	0.52
30:BG:140:ARG:O	30:BG:143:LYS:N	2.43	0.52
31:BH:120:LEU:CD1	31:BH:143:LEU:CD1	2.69	0.52
31:BH:60:HIS:O	31:BH:63:LEU:CB	2.58	0.52
31:BH:7:PRO:HD3	31:BH:68:ARG:NE	2.24	0.52
32:BI:77:VAL:CB	32:BI:143:VAL:HA	2.38	0.52
34:BO:8:LEU:CB	34:BO:82:ASN:O	2.58	0.52

*Continued on next page...*



*Continued from previous page...*

Atom-1	Atom-2	Interatomic distance (Å)	Clash overlap (Å)
34:BO:97:ARG:HG2	34:BO:98:ILE:N	2.25	0.52
35:BP:127:GLU:O	35:BP:128:GLY:C	2.47	0.52
35:BP:67:ARG:HG2	35:BP:68:GLU:N	2.25	0.52
36:BQ:85:ILE:CA	36:BQ:122:PHE:HB3	2.39	0.52
43:BR:52:ILE:O	43:BR:53:HIS:C	2.48	0.52
43:BR:82:GLU:HA	43:BR:82:GLU:OE1	2.09	0.52
37:BS:127:LEU:O	37:BS:128:ASP:C	2.47	0.52
44:BU:8:ILE:C	44:BU:11:ARG:CG	2.79	0.52
45:BV:4:ILE:CG1	45:BV:13:ARG:HD3	2.39	0.52
41:BY:11:GLN:CB	41:BY:21:LYS:CE	2.88	0.52
41:BY:46:ASP:CG	41:BY:98:VAL:HG13	2.30	0.52
42:BZ:125:PRO:HG3	42:BZ:130:ILE:CG2	2.38	0.52
42:BZ:145:ASP:O	42:BZ:146:HIS:CG	2.59	0.52
42:BZ:151:ASP:CB	42:BZ:153:LYS:HZ2	2.16	0.52
26:BA:876:C:H5'	42:BZ:165:GLU:OE2	2.10	0.52
1:AA:1193:G:C1'	8:AE:25:ARG:NH2	2.73	0.52
1:AA:1230:C:H2'	1:AA:1231:G:H8	1.75	0.52
1:AA:1305:G:N2	1:AA:1331:G:H2'	2.24	0.52
13:AJ:11:PHE:CG	17:AN:55:GLY:HA3	2.45	0.52
2:AV:48:C:C2'	2:AV:48:C:O2	2.55	0.52
48:B0:80:SER:OG	48:B0:84:ALA:HB3	2.06	0.52
46:B2:47:LYS:O	46:B2:50:ARG:N	2.43	0.52
51:B6:16:ALA:CB	51:B6:42:PRO:HG3	2.40	0.52
26:BA:1141:U:H2'	26:BA:1141:U:O2	2.10	0.52
26:BA:1263:U:H3'	26:BA:1264:G:C8	2.45	0.52
26:BA:1358:G:C8	26:BA:1371:G:C6	2.97	0.52
26:BA:1689:A:H2'	26:BA:1690:A:C8	2.43	0.52
26:BA:2072:G:N1	26:BA:2438:U:N3	2.58	0.52
26:BA:2361:A:C4	26:BA:2362:G:C8	2.98	0.52
26:BA:2363:C:O2'	48:B0:38:VAL:CG1	2.53	0.52
26:BA:2422:A:H2'	26:BA:2424:C:H5	1.72	0.52
26:BA:2465:C:HO2'	26:BA:2466:C:P	2.27	0.52
26:BA:2485:G:O2'	26:BA:2486:G:C4'	2.54	0.52
26:BA:2584:U:C5	26:BA:2585:U:C2'	2.93	0.52
26:BA:2616:C:H2'	26:BA:2617:C:H6	1.74	0.52
26:BA:2632:A:H2'	26:BA:2632:A:N3	2.24	0.52
26:BA:2663:G:C2'	26:BA:2664:G:C8	2.70	0.52
26:BA:2762:G:H2'	26:BA:2763:G:C8	2.45	0.52
26:BA:573:G:C3'	26:BA:574:C:H5''	2.36	0.52
26:BA:632:A:H2'	26:BA:633:A:C8	2.45	0.52
26:BA:686:G:N3	26:BA:686:G:H5''	2.25	0.52

*Continued on next page...*



*Continued from previous page...*

Atom-1	Atom-2	Interatomic distance (Å)	Clash overlap (Å)
26:BA:693:C:H1'	26:BA:1353:A:H2	1.74	0.52
28:BE:238:LEU:N	28:BE:238:LEU:CD2	2.74	0.52
29:BF:196:THR:CB	29:BF:236:THR:HG21	2.39	0.52
29:BF:197:SER:HB3	29:BF:236:THR:O	2.10	0.52
31:BH:163:TYR:O	31:BH:166:GLU:HG2	2.10	0.52
55:BK:32:GLY:O	55:BK:33:VAL:CG2	2.58	0.52
33:BN:107:ASN:N	33:BN:107:ASN:ND2	2.51	0.52
33:BN:14:ALA:HB3	33:BN:40:ASN:CB	2.36	0.52
34:BO:101:PRO:O	34:BO:102:VAL:HG23	2.10	0.52
36:BQ:133:GLU:HG3	36:BQ:134:PHE:H	1.74	0.52
36:BQ:46:VAL:CG2	36:BQ:156:ASN:ND2	2.70	0.52
43:BR:60:LEU:HD23	43:BR:61:HIS:N	2.24	0.52
43:BR:67:LEU:HD23	43:BR:72:ASP:H	1.75	0.52
37:BS:52:PRO:O	37:BS:53:ASN:C	2.48	0.52
45:BV:33:VAL:CB	45:BV:63:HIS:ND1	2.63	0.52
45:BV:67:LYS:HG3	45:BV:94:LYS:HG3	1.91	0.52
44:BU:20:ARG:NH1	45:BV:75:LYS:HE3	2.22	0.52
45:BV:93:ILE:O	45:BV:95:ILE:HD11	2.09	0.52
39:BW:105:VAL:O	39:BW:105:VAL:HG23	2.10	0.52
41:BY:31:LEU:O	41:BY:32:ARG:C	2.49	0.52
41:BY:46:ASP:N	41:BY:62:VAL:CG1	2.70	0.52
1:AA:1201:A:O2'	1:AA:1202:G:OP2	2.21	0.51
1:AA:977:A:N3	1:AA:1223:C:H5	2.05	0.51
1:AA:1339:A:C2	2:AV:31:A:H1'	2.45	0.51
1:AA:15:G:H2'	1:AA:16:A:C8	2.45	0.51
1:AA:228:A:C1'	19:AP:62:VAL:HG11	2.39	0.51
1:AA:37:U:C2	1:AA:397:A:N1	2.71	0.51
1:AA:983:A:C2	1:AA:984:C:C6	2.96	0.51
6:AC:52:LEU:O	6:AC:53:ALA:CB	2.58	0.51
19:AP:48:TRP:HD1	19:AP:48:TRP:H	1.58	0.51
46:B2:50:ARG:O	46:B2:53:ILE:CB	2.57	0.51
26:BA:387:U:H3'	49:B4:29:PRO:CG	2.40	0.51
49:B4:7:PRO:CD	49:B4:56:VAL:HG11	2.39	0.51
26:BA:1328:G:H4'	26:BA:1329:U:H5	1.74	0.51
26:BA:1567:A:H4'	26:BA:1568:G:N1	2.25	0.51
26:BA:2054:A:OP1	26:BA:2055:C:H1'	2.10	0.51
26:BA:2075:U:O4	26:BA:2238:G:O6	2.28	0.51
26:BA:2305:A:H8	26:BA:2306:C:H5''	1.75	0.51
26:BA:2399:G:N2	26:BA:2400:G:C1'	2.71	0.51
26:BA:2422:A:O2'	26:BA:2424:C:H6	1.84	0.51
26:BA:2246:G:C5	26:BA:2426:A:C2	2.93	0.51

*Continued on next page...*



*Continued from previous page...*

Atom-1	Atom-2	Interatomic distance (Å)	Clash overlap (Å)
26:BA:2244:U:O2	26:BA:2434:A:H1'	2.10	0.51
26:BA:2515:C:N4	26:BA:2569:G:C6	2.74	0.51
26:BA:2592:G:H2'	26:BA:2593:U:H5'	1.92	0.51
26:BA:2715:C:C2	26:BA:2716:U:C6	2.98	0.51
26:BA:2753:A:N7	26:BA:2754:U:C4	2.78	0.51
26:BA:2822:G:OP1	28:BE:258:TYR:CE2	2.63	0.51
26:BA:2689:U:OP2	26:BA:2872:G:N2	2.43	0.51
26:BA:592:G:O2'	53:B8:3:LYS:CG	2.54	0.51
26:BA:619:G:N7	26:BA:620:G:C2	2.78	0.51
26:BA:650:C:OP1	53:B8:19:THR:HG21	2.10	0.51
26:BA:987:G:P	47:B3:15:TYR:OH	2.69	0.51
25:BB:76:G:H4'	42:BZ:80:HIS:CB	2.37	0.51
27:BD:133:ASN:O	27:BD:134:ILE:CG1	2.51	0.51
27:BD:142:ASN:ND2	27:BD:142:ASN:H	2.09	0.51
28:BE:208:LYS:N	28:BE:257:GLY:HA3	2.11	0.51
28:BE:263:GLU:C	28:BE:266:LYS:HE3	2.30	0.51
28:BE:271:ILE:HG12	28:BE:294:THR:CA	2.31	0.51
30:BG:60:GLU:O	30:BG:61:PHE:HD1	1.93	0.51
55:BK:11:LEU:HD13	55:BK:28:LEU:HD11	1.85	0.51
33:BN:139:LEU:H	33:BN:139:LEU:CD1	1.95	0.51
33:BN:15:ARG:NH1	33:BN:40:ASN:CA	2.70	0.51
35:BP:52:LYS:CE	35:BP:53:ARG:NH1	2.70	0.51
36:BQ:41:THR:HG21	36:BQ:125:TRP:CE3	2.44	0.51
36:BQ:147:VAL:HG13	36:BQ:148:ASN:N	2.25	0.51
36:BQ:29:ALA:HB3	36:BQ:66:ASN:HD21	1.75	0.51
36:BQ:82:LYS:CG	36:BQ:84:ARG:HG3	2.37	0.51
43:BR:67:LEU:HB2	43:BR:76:VAL:CG1	2.35	0.51
25:BB:51:G:OP1	37:BS:72:GLU:OE1	2.28	0.51
44:BU:104:GLU:O	44:BU:105:ALA:O	2.28	0.51
45:BV:57:GLN:CG	45:BV:58:ALA:N	2.52	0.51
39:BW:9:TYR:H	39:BW:9:TYR:HD1	1.58	0.51
40:BX:51:GLN:O	40:BX:52:VAL:CB	2.57	0.51
41:BY:22:GLN:C	41:BY:24:ARG:N	2.64	0.51
26:BA:328:U:C2'	41:BY:94:SER:HG	2.11	0.51
42:BZ:91:PRO:CG	42:BZ:128:ARG:H	2.22	0.51
42:BZ:112:LEU:HD22	42:BZ:171:VAL:HB	1.92	0.51
42:BZ:25:ASN:CA	42:BZ:84:TYR:CD1	2.90	0.51
1:AA:1060:C:C5	6:AC:2:GLY:CA	2.94	0.51
1:AA:17:U:C2	1:AA:919:A:H2	2.27	0.51
1:AA:571:U:H3'	1:AA:572:A:H5'	1.90	0.51
1:AA:642:A:C8	11:AH:115:SER:HA	2.45	0.51

*Continued on next page...*



*Continued from previous page...*

Atom-1	Atom-2	Interatomic distance (Å)	Clash overlap (Å)
1:AA:790:A:H2	1:AA:1497:G:OP1	1.92	0.51
1:AA:950:U:H5''	16:AM:102:ARG:HH22	1.75	0.51
7:AD:70:ILE:HD11	7:AD:100:ARG:NE	2.25	0.51
7:AD:172:PRO:HG2	7:AD:193:ASP:HB2	1.91	0.51
1:AA:590:C:H5''	11:AH:30:ARG:HD3	1.92	0.51
1:AA:675:A:H1'	14:AK:116:HIS:CE1	2.45	0.51
1:AA:1268:A:C2'	24:AU:20:LYS:HA	2.40	0.51
3:AW:9:A:C5	3:AW:45:G:N3	2.79	0.51
46:B2:6:GLN:C	46:B2:9:ARG:HB3	2.29	0.51
47:B3:2:PRO:O	47:B3:39:ASP:N	2.43	0.51
26:BA:388:G:H5'	49:B4:24:THR:CG2	2.41	0.51
49:B4:56:VAL:HG12	49:B4:61:LYS:NZ	2.23	0.51
49:B4:63:PHE:C	49:B4:65:ASP:OD2	2.47	0.51
26:BA:2286:A:N6	51:B6:32:GLN:O	2.43	0.51
26:BA:1364:G:H5''	26:BA:1809:A:N7	2.25	0.51
26:BA:2056:G:N1	50:B5:4:HIS:C	2.48	0.51
26:BA:2181:G:C3'	26:BA:2182:G:H5''	2.41	0.51
26:BA:2217:G:HO2'	26:BA:2218:G:H5'	1.71	0.51
26:BA:2082:A:C5	26:BA:2239:G:C6	2.97	0.51
26:BA:2269:A:H8	26:BA:2269:A:O5'	1.93	0.51
26:BA:2339:G:C4	26:BA:2340:G:N7	2.78	0.51
26:BA:2355:C:H4'	48:B0:21:LEU:HD13	0.52	0.51
26:BA:2407:G:H2'	26:BA:2407:G:N3	2.25	0.51
26:BA:2399:G:O6	26:BA:2418:A:C6	2.63	0.51
26:BA:2511:U:C2'	26:BA:2512:C:C5'	2.86	0.51
26:BA:2520:C:H2'	26:BA:2520:C:O2	2.11	0.51
26:BA:2551:C:O2	26:BA:2552:U:C6	2.63	0.51
26:BA:2555:U:C2'	26:BA:2556:C:O5'	2.57	0.51
26:BA:2589:A:C2	26:BA:2590:A:C8	2.99	0.51
26:BA:2797:U:H1'	26:BA:2799:A:H8	1.74	0.51
26:BA:2814:C:C2	26:BA:2815:C:H5	2.27	0.51
26:BA:2827:C:C2'	26:BA:2828:C:O5'	2.58	0.51
26:BA:2838:G:N1	26:BA:2839:G:C8	2.78	0.51
26:BA:1709:U:C1'	26:BA:2860:A:H1'	2.39	0.51
26:BA:338:G:P	41:BY:21:LYS:HD2	2.50	0.51
26:BA:450:G:N2	26:BA:454:A:C2	2.77	0.51
26:BA:586:A:H2	26:BA:809:G:N3	2.08	0.51
26:BA:60:G:H1'	26:BA:74:A:N1	2.25	0.51
26:BA:759:G:H2'	26:BA:760:G:H8	1.75	0.51
26:BA:910:A:C5	36:BQ:12:PRO:O	2.62	0.51
28:BE:172:ASP:O	28:BE:173:ARG:C	2.46	0.51

*Continued on next page...*



*Continued from previous page...*

Atom-1	Atom-2	Interatomic distance (Å)	Clash overlap (Å)
26:BA:2729:G:O4'	28:BE:298:GLY:HA3	2.09	0.51
29:BF:28:SER:O	29:BF:29:ASP:C	2.47	0.51
29:BF:61:PHE:HB2	29:BF:67:GLN:OE1	2.10	0.51
31:BH:37:HIS:CG	31:BH:40:MET:HG3	2.45	0.51
32:BI:103:GLN:HG2	32:BI:109:LYS:HA	1.92	0.51
55:BK:20:PRO:CG	55:BK:23:PRO:CG	2.84	0.51
55:BK:24:VAL:O	55:BK:24:VAL:CG1	2.58	0.51
26:BA:1077:A:O3'	55:BK:93:LYS:HG3	2.10	0.51
33:BN:25:GLN:HA	33:BN:28:GLU:HB2	1.90	0.51
34:BO:14:SER:H	34:BO:95:GLY:HA2	1.75	0.51
43:BR:105:ARG:C	43:BR:107:ASP:N	2.62	0.51
37:BS:33:ARG:HB2	37:BS:48:VAL:HB	1.92	0.51
44:BU:34:ASN:CA	44:BU:37:GLN:HB3	2.27	0.51
40:BX:52:VAL:O	40:BX:53:ASN:ND2	2.43	0.51
41:BY:33:GLU:O	41:BY:35:TYR:N	2.43	0.51
41:BY:87:VAL:HG12	41:BY:88:PRO:N	2.26	0.51
42:BZ:12:GLN:O	42:BZ:36:ARG:NH2	2.43	0.51
42:BZ:51:LEU:HD21	42:BZ:63:PRO:CA	2.40	0.51
1:AA:1269:A:C5'	24:AU:19:GLY:CA	2.68	0.51
1:AA:1328:C:OP1	16:AM:28:ALA:HB2	2.09	0.51
1:AA:927:G:N2	1:AA:1391:U:H1'	2.25	0.51
9:AF:60:PHE:CZ	21:AR:78:LEU:HD21	2.45	0.51
15:AL:85:ILE:HG12	15:AL:98:TYR:HB3	1.92	0.51
6:AC:9:GLY:HA2	17:AN:49:HIS:O	2.09	0.51
3:AW:40:C:O2'	10:AG:147:ALA:CB	2.57	0.51
3:AW:76:A:N7	26:BA:2421:G:C1'	2.70	0.51
26:BA:1215:G:O3'	44:BU:8:ILE:HG23	2.11	0.51
26:BA:1300:U:H1'	26:BA:1626:G:H22	1.73	0.51
26:BA:1362:C:H2'	26:BA:1363:C:H6	1.75	0.51
26:BA:1524:G:C5	26:BA:1525:G:C8	2.98	0.51
26:BA:176:G:N2	26:BA:177:G:H1'	2.25	0.51
26:BA:1917:U:H5''	26:BA:1918:A:N7	2.24	0.51
26:BA:1924:C:C4	26:BA:1925:C:H5	2.25	0.51
26:BA:1983:C:H4'	26:BA:2606:C:O2'	2.10	0.51
26:BA:1676:A:C2	26:BA:1993:U:H5'	2.45	0.51
26:BA:747:U:N3	26:BA:2015:A:C2	2.77	0.51
26:BA:2213:U:HO3'	26:BA:2215:G:H8	1.40	0.51
26:BA:2090:G:C4	26:BA:2230:G:N1	2.78	0.51
26:BA:2250:G:H5''	36:BQ:102:ARG:CD	2.40	0.51
26:BA:2252:G:N1	26:BA:2253:G:C6	2.79	0.51
26:BA:2268:A:C8	26:BA:2268:A:H5''	2.45	0.51

*Continued on next page...*



*Continued from previous page...*

Atom-1	Atom-2	Interatomic distance (Å)	Clash overlap (Å)
26:BA:2394:C:C4	26:BA:2395:C:N4	2.71	0.51
26:BA:2411:A:N3	26:BA:2412:A:C8	2.78	0.51
26:BA:2411:A:C2'	26:BA:2412:A:H8	2.23	0.51
26:BA:2403:C:C4	26:BA:2415:G:N1	2.73	0.51
26:BA:2078:C:H5'	26:BA:2434:A:H4'	1.90	0.51
26:BA:2461:C:C4	26:BA:2462:U:H5	2.28	0.51
26:BA:2476:A:N7	26:BA:2477:C:H5	2.00	0.51
26:BA:2484:G:C2'	26:BA:2485:G:H5'	2.36	0.51
26:BA:2495:G:N3	26:BA:2496:C:H1'	2.26	0.51
26:BA:2475:C:O2	26:BA:2529:G:C2	2.64	0.51
26:BA:2544:G:C4	26:BA:2545:G:N7	2.78	0.51
26:BA:746:A:C8	26:BA:2611:U:O3'	2.63	0.51
26:BA:2657:A:C5	26:BA:2665:A:C6	2.98	0.51
26:BA:2753:A:C8	26:BA:2754:U:C6	2.98	0.51
26:BA:2792:G:N2	26:BA:2804:C:O2	2.34	0.51
26:BA:270(C):C:P	26:BA:365:C:HO2'	2.33	0.51
26:BA:383:U:HO2'	26:BA:384:U:H5	1.58	0.51
26:BA:465:G:C6	26:BA:466:A:C6	2.98	0.51
26:BA:918:A:H5'	26:BA:919:G:C8	2.45	0.51
26:BA:946:G:H2'	26:BA:947:G:C8	2.45	0.51
26:BA:949:C:H2'	26:BA:950:G:C8	2.44	0.51
26:BA:965:C:H2'	26:BA:966:G:O4'	2.10	0.51
26:BA:1819:A:P	27:BD:154:VAL:HA	2.49	0.51
27:BD:60:GLN:O	27:BD:60:GLN:OE1	2.27	0.51
28:BE:180:ILE:C	28:BE:183:ASP:OD2	2.46	0.51
26:BA:1655:A:H4'	28:BE:211:GLN:C	2.29	0.51
29:BF:201:SER:HB2	29:BF:204:ALA:CB	2.40	0.51
29:BF:223:LEU:O	29:BF:225:PRO:CA	2.57	0.51
26:BA:600:G:H5'	29:BF:30:LEU:HD11	0.76	0.51
31:BH:34:ARG:HG2	31:BH:35:THR:H	1.75	0.51
31:BH:51:VAL:HG21	31:BH:68:ARG:CG	2.39	0.51
31:BH:75:VAL:C	31:BH:77:GLY:H	2.09	0.51
32:BI:68:LEU:CD1	32:BI:108:LEU:HD13	2.40	0.51
33:BN:54:VAL:N	33:BN:135:ILE:HD12	2.24	0.51
33:BN:82:THR:O	33:BN:83:ILE:O	2.29	0.51
35:BP:57:VAL:O	35:BP:58:GLN:CB	2.59	0.51
35:BP:67:ARG:HD3	35:BP:111:ALA:O	2.10	0.51
35:BP:69:ILE:C	35:BP:71:GLU:N	2.63	0.51
43:BR:28:LEU:HD13	43:BR:32:GLY:CA	2.40	0.51
37:BS:104:ILE:HG21	37:BS:109:PRO:HD3	1.92	0.51
37:BS:127:LEU:HD23	37:BS:127:LEU:O	2.03	0.51

*Continued on next page...*



*Continued from previous page...*

Atom-1	Atom-2	Interatomic distance (Å)	Clash overlap (Å)
37:BS:24:LEU:HA	37:BS:27:LEU:CB	2.39	0.51
1:AA:1463:C:OP1	38:BT:47:ARG:HD3	2.10	0.51
26:BA:1223:C:N4	45:BV:87:ARG:HE	2.09	0.51
45:BV:59:GLU:OE1	45:BV:99:GLN:HA	2.07	0.51
39:BW:66:GLU:O	39:BW:67:ASP:C	2.49	0.51
39:BW:70:TYR:CE2	39:BW:72:LYS:CA	2.89	0.51
40:BX:14:ALA:C	40:BX:17:ASP:CG	2.68	0.51
41:BY:49:GLU:O	41:BY:49:GLU:OE2	2.28	0.51
41:BY:51:LEU:CD2	41:BY:95:ASN:HB3	2.41	0.51
41:BY:51:LEU:HD22	41:BY:51:LEU:C	2.31	0.51
1:AA:1098:C:H4'	1:AA:1167:A:H2	1.72	0.51
1:AA:1127:G:O5'	1:AA:1127:G:H8	1.93	0.51
1:AA:1484:C:H2'	1:AA:1485:U:O4'	2.11	0.51
1:AA:1514:C:H6	1:AA:1514:C:O5'	1.93	0.51
1:AA:888:G:H21	1:AA:909:A:H62	1.58	0.51
1:AA:889:A:C4'	1:AA:890:G:H4'	2.28	0.51
1:AA:1256:A:C2'	6:AC:27:LYS:NZ	2.73	0.51
10:AG:33:ASP:HB2	10:AG:35:LYS:HD3	1.91	0.51
17:AN:37:PHE:HE1	17:AN:53:LEU:HD13	1.75	0.51
48:B0:73:GLY:O	48:B0:74:LYS:C	2.48	0.51
46:B2:29:ASN:O	46:B2:34:GLN:OE1	2.26	0.51
46:B2:30:ALA:HB1	46:B2:46:ILE:HD12	1.93	0.51
46:B2:45:ARG:O	46:B2:46:ILE:O	2.28	0.51
49:B4:68:ARG:CG	49:B4:72:LYS:HA	2.36	0.51
49:B4:68:ARG:HB2	49:B4:72:LYS:HG2	1.93	0.51
51:B6:53:LYS:O	51:B6:54:LYS:NZ	2.44	0.51
26:BA:1575:C:H3'	26:BA:1575:C:C6	2.46	0.51
26:BA:1666:G:H4'	34:BO:67:ARG:NH2	2.24	0.51
26:BA:2023:G:H8	26:BA:2023:G:OP2	1.92	0.51
26:BA:2196:C:C2	26:BA:2197:U:O2	2.64	0.51
26:BA:2218:G:C2	26:BA:2219:G:C8	2.98	0.51
26:BA:2236:C:C2'	26:BA:2236:C:O2	2.55	0.51
26:BA:2246:G:C5	26:BA:2426:A:C4	2.98	0.51
26:BA:2356:C:P	48:B0:21:LEU:HD21	2.51	0.51
26:BA:2327:A:N7	26:BA:2388:A:C6	2.79	0.51
26:BA:2416:C:H2'	26:BA:2417:C:H5''	1.74	0.51
26:BA:2454:G:H2'	26:BA:2455:G:O4'	2.11	0.51
26:BA:2503:A:C8	26:BA:2503:A:C3'	2.94	0.51
26:BA:2519:U:C3'	26:BA:2519:U:P	2.98	0.51
26:BA:2550:G:N1	26:BA:2559:C:C2	2.79	0.51
26:BA:2552:U:O2	26:BA:2552:U:H2'	2.10	0.51

*Continued on next page...*



*Continued from previous page...*

Atom-1	Atom-2	Interatomic distance (Å)	Clash overlap (Å)
26:BA:2656:U:C6	26:BA:2656:U:H3'	2.45	0.51
26:BA:2700:C:C2'	26:BA:2701:C:H5''	2.40	0.51
26:BA:2716:U:H2'	26:BA:2717:G:O5'	2.10	0.51
26:BA:272:G:H1	26:BA:365:C:N4	2.08	0.51
26:BA:2761:G:C2'	26:BA:2762:G:C5'	2.78	0.51
26:BA:2762:G:N7	26:BA:2763:G:O6	2.43	0.51
26:BA:2840:C:N4	26:BA:2841:C:N4	2.59	0.51
26:BA:2857:G:N2	26:BA:2859:G:C8	2.78	0.51
26:BA:49:A:N6	26:BA:176:G:C2	2.79	0.51
26:BA:573:G:H3'	26:BA:574:C:C5'	2.36	0.51
26:BA:645:C:OP2	26:BA:2369:A:C4'	2.58	0.51
26:BA:644:A:O2'	26:BA:646:A:N7	2.42	0.51
26:BA:995:C:H1'	44:BU:57:PHE:CD2	2.46	0.51
27:BD:140:VAL:CG1	27:BD:141:HIS:N	2.47	0.51
26:BA:1792:G:P	27:BD:204:PHE:CE2	3.03	0.51
26:BA:1566:A:N3	27:BD:212:HIS:HA	2.18	0.51
27:BD:65:ASP:O	27:BD:66:PHE:CB	2.59	0.51
28:BE:39:GLN:HE22	28:BE:174:LEU:HD11	1.54	0.51
28:BE:204:VAL:N	28:BE:303:PRO:HG3	2.23	0.51
29:BF:243:VAL:CA	29:BF:246:ARG:CD	2.50	0.51
30:BG:141:VAL:C	30:BG:143:LYS:H	2.13	0.51
32:BI:136:GLU:OE1	32:BI:136:GLU:N	2.41	0.51
55:BK:103:LYS:O	55:BK:107:GLU:HG3	2.10	0.51
55:BK:22:PRO:CG	55:BK:23:PRO:HD2	2.38	0.51
55:BK:8:GLN:N	55:BK:60:VAL:H	2.09	0.51
35:BP:64:ILE:CD1	35:BP:106:VAL:CA	2.58	0.51
36:BQ:152:SER:CB	36:BQ:153:PRO:CD	2.88	0.51
43:BR:67:LEU:HD13	43:BR:67:LEU:C	2.30	0.51
44:BU:28:ARG:CA	44:BU:31:GLN:CD	2.77	0.51
44:BU:86:ALA:CB	44:BU:90:LEU:HD21	2.22	0.51
45:BV:23:GLU:O	45:BV:24:SER:CB	2.58	0.51
39:BW:4:LYS:HD2	39:BW:106:ILE:HG12	1.91	0.51
40:BX:30:ASP:O	40:BX:62:LYS:NZ	2.43	0.51
40:BX:41:VAL:HG11	40:BX:66:VAL:HG21	1.92	0.51
42:BZ:116:VAL:C	42:BZ:118:HIS:N	2.63	0.51
42:BZ:42:ALA:O	42:BZ:45:GLN:HB2	2.10	0.51
42:BZ:90:GLU:H	42:BZ:91:PRO:HD3	1.70	0.51
42:BZ:92:VAL:CA	42:BZ:124:ALA:HB2	2.40	0.51
1:AA:1306:A:N6	1:AA:1331:G:H1'	2.25	0.51
1:AA:1324:A:OP1	1:AA:1362:C:H1'	2.09	0.51
1:AA:1267:C:O2	1:AA:1327:C:O3'	2.28	0.51

*Continued on next page...*



*Continued from previous page...*

Atom-1	Atom-2	Interatomic distance (Å)	Clash overlap (Å)
1:AA:327:A:H4'	1:AA:328:C:OP1	2.11	0.51
1:AA:944:G:C8	1:AA:945:G:H8	2.25	0.51
3:AW:40:C:H2'	3:AW:41:U:C5'	2.40	0.51
3:AW:69:U:H2'	3:AW:70:C:C6	2.46	0.51
48:B0:43:THR:CB	48:B0:75:GLY:CA	2.88	0.51
47:B3:8:LEU:HD22	47:B3:30:ARG:O	2.10	0.51
50:B5:10:LYS:C	50:B5:11:THR:O	2.49	0.51
52:B7:11:LYS:CA	52:B7:11:LYS:CE	2.86	0.51
52:B7:11:LYS:CG	52:B7:12:ARG:H	2.23	0.51
52:B7:22:MET:C	52:B7:24:THR:N	2.61	0.51
52:B7:5:TYR:O	52:B7:7:PRO:N	2.43	0.51
53:B8:3:LYS:C	53:B8:4:MET:CE	2.77	0.51
54:B9:11:CYS:C	54:B9:13:ASN:H	2.13	0.51
26:BA:1265:A:OP2	26:BA:2615:U:P	2.68	0.51
26:BA:1350:C:C2	26:BA:1381:G:N2	2.76	0.51
26:BA:1528:A:N6	26:BA:1543:A:H62	2.06	0.51
26:BA:1567:A:C8	27:BD:84:PRO:HB3	2.45	0.51
26:BA:1773:A:H2'	26:BA:1774:C:O4'	2.10	0.51
26:BA:1790:C:O2'	27:BD:210:LYS:HE3	2.10	0.51
26:BA:2056:G:H21	50:B5:8:LYS:NZ	2.08	0.51
26:BA:2233:U:C2	26:BA:2234:G:C8	2.98	0.51
26:BA:2498:C:C2'	26:BA:2499:C:C5'	2.73	0.51
26:BA:2562:U:C4	26:BA:2563:U:C4	2.98	0.51
26:BA:2662:A:N3	26:BA:2662:A:H2'	2.25	0.51
26:BA:2684:U:O2	26:BA:2725:A:C2	2.63	0.51
26:BA:2758:A:OP1	26:BA:2758:A:H3'	2.10	0.51
26:BA:2815:C:C2	26:BA:2816:C:C6	2.95	0.51
26:BA:2864:G:HO2'	26:BA:2865:U:C1'	2.13	0.51
26:BA:532:A:H2'	26:BA:533:G:O4'	2.11	0.51
26:BA:760:G:C2	26:BA:761:A:H1'	2.46	0.51
26:BA:809:G:C5	26:BA:810:U:C5	2.98	0.51
26:BA:818:G:H21	26:BA:1189:A:H62	0.85	0.51
27:BD:118:GLY:O	27:BD:129:LEU:HG	2.00	0.51
28:BE:267:ARG:HD3	28:BE:297:LYS:CB	2.40	0.51
29:BF:94:THR:HG23	29:BF:95:GLU:H	1.75	0.51
30:BG:81:GLU:O	30:BG:85:GLN:HG3	2.03	0.51
30:BG:78:GLU:O	30:BG:82:GLU:OE2	2.28	0.51
31:BH:64:HIS:HA	31:BH:67:THR:OG1	2.10	0.51
31:BH:67:THR:O	31:BH:70:LEU:N	2.43	0.51
32:BI:21:VAL:C	32:BI:26:ALA:HB2	2.24	0.51
33:BN:45:VAL:HG12	33:BN:46:ILE:N	2.26	0.51

*Continued on next page...*



*Continued from previous page...*

Atom-1	Atom-2	Interatomic distance (Å)	Clash overlap (Å)
26:BA:1020:A:H4'	33:BN:49:ARG:HH22	1.75	0.51
36:BQ:139:ALA:O	36:BQ:143:VAL:HG13	2.11	0.51
36:BQ:35:ASN:CB	36:BQ:75:SER:HA	2.41	0.51
44:BU:22:LYS:N	44:BU:24:PHE:CZ	2.79	0.51
44:BU:30:LYS:O	44:BU:32:TYR:N	2.43	0.51
41:BY:30:ASP:CG	41:BY:31:LEU:H	2.12	0.51
41:BY:50:VAL:C	41:BY:51:LEU:CD1	2.77	0.51
42:BZ:62:PHE:CZ	42:BZ:87:THR:HG21	2.46	0.51
1:AA:1211:U:H3'	1:AA:1212:U:P	2.29	0.51
1:AA:1241:G:OP2	1:AA:1241:G:H8	1.93	0.51
1:AA:1381:U:H2'	1:AA:1381:U:O2	2.11	0.51
1:AA:897:C:O2	1:AA:903:G:C2	2.64	0.51
14:AK:66:LEU:HB3	14:AK:70:LYS:HE3	1.93	0.51
6:AC:22:TRP:H	17:AN:54:PRO:HB3	1.75	0.51
1:AA:279:A:N1	20:AQ:98:LEU:HB2	2.25	0.51
2:AV:56:C:H2'	30:BG:56:ARG:CZ	2.39	0.51
47:B3:12:PRO:HB2	47:B3:20:LYS:CE	2.41	0.51
49:B4:5:LEU:CB	49:B4:56:VAL:CG1	2.61	0.51
53:B8:6:THR:C	53:B8:8:LYS:H	2.13	0.51
26:BA:1210:A:N3	26:BA:1212:G:N2	2.57	0.51
26:BA:123:G:H1	26:BA:128:C:N4	2.09	0.51
26:BA:1363:C:H2'	26:BA:1364:G:H5''	1.91	0.51
26:BA:742:G:O2'	26:BA:1676:A:H4'	2.11	0.51
26:BA:1906:G:C8	26:BA:1929:G:C5	2.99	0.51
26:BA:2219:G:H2'	26:BA:2224:G:H8	1.76	0.51
26:BA:2077:A:H2	26:BA:2244:U:O2	1.94	0.51
26:BA:2274:A:H2'	26:BA:2276:G:H5''	1.93	0.51
26:BA:2304:G:H4'	30:BG:105:SER:C	2.30	0.51
26:BA:2392:A:C3'	26:BA:2393:A:H5'	2.40	0.51
26:BA:2461:C:H1'	26:BA:2492:U:C2	2.46	0.51
26:BA:2531:A:C2	26:BA:2532:G:O4'	2.64	0.51
26:BA:2576:G:OP1	26:BA:2577:A:OP1	2.29	0.51
26:BA:2625:G:H3'	26:BA:2626:C:H5	0.84	0.51
26:BA:2647:U:H2'	26:BA:2648:C:C6	2.46	0.51
26:BA:2681:C:O2	26:BA:2681:C:C2'	2.57	0.51
26:BA:2686:G:C4	26:BA:2687:U:C6	2.98	0.51
26:BA:2688:U:O2'	26:BA:2689:U:P	2.67	0.51
26:BA:2691:C:N4	26:BA:2719:G:N2	2.59	0.51
26:BA:2805:G:H3'	26:BA:2807:G:H5''	1.93	0.51
26:BA:300:A:HO2'	26:BA:318:C:H1'	1.75	0.51
26:BA:321:G:C8	26:BA:341:G:O2'	2.61	0.51

*Continued on next page...*



*Continued from previous page...*

Atom-1	Atom-2	Interatomic distance (Å)	Clash overlap (Å)
26:BA:532:A:OP2	26:BA:2021:C:N4	2.43	0.51
26:BA:99:U:O2	41:BY:107:LYS:HD3	2.11	0.51
28:BE:75:THR:CG2	28:BE:189:MET:SD	2.99	0.51
28:BE:43:GLY:N	28:BE:309:PRO:O	2.42	0.51
28:BE:47:GLY:N	28:BE:72:VAL:HG22	2.25	0.51
29:BF:240:LEU:HD23	29:BF:243:VAL:HG23	1.91	0.51
30:BG:98:PHE:HB3	30:BG:104:PHE:CE2	2.45	0.51
31:BH:122:ILE:C	31:BH:123:GLU:CD	2.69	0.51
31:BH:86:LEU:HB3	31:BH:130:ILE:O	2.10	0.51
31:BH:120:LEU:CB	31:BH:143:LEU:CD1	2.89	0.51
32:BI:103:GLN:CG	32:BI:109:LYS:HA	2.40	0.51
32:BI:68:LEU:HD21	32:BI:108:LEU:HD13	0.57	0.51
55:BK:107:GLU:OE2	55:BK:108:ILE:HG13	2.11	0.51
55:BK:114:PRO:C	55:BK:116:LEU:N	2.64	0.51
55:BK:125:MET:O	55:BK:128:ILE:HB	2.11	0.51
33:BN:135:ILE:HG22	33:BN:139:LEU:HD11	1.92	0.51
33:BN:53:ILE:HG22	33:BN:54:VAL:H	1.76	0.51
34:BO:73:ASP:O	34:BO:75:SER:OG	2.21	0.51
35:BP:114:VAL:CG1	35:BP:133:VAL:HA	2.35	0.51
43:BR:28:LEU:HD11	43:BR:32:GLY:HA2	1.90	0.51
26:BA:1278:A:C5'	43:BR:34:ILE:HG21	2.40	0.51
38:BT:54:THR:HG23	38:BT:55:ALA:N	2.21	0.51
44:BU:88:ILE:CG2	45:BV:55:THR:HG1	2.17	0.51
45:BV:21:ARG:NE	45:BV:21:ARG:CA	2.72	0.51
39:BW:4:LYS:CG	39:BW:106:ILE:HG12	2.41	0.51
41:BY:63:ILE:CD1	41:BY:75:GLU:HA	2.37	0.51
41:BY:78:THR:HG22	41:BY:88:PRO:HA	0.55	0.51
42:BZ:51:LEU:CD2	42:BZ:63:PRO:CB	2.88	0.51
1:AA:988:G:O2'	1:AA:1015:A:C6	2.59	0.51
1:AA:1189:C:H5''	1:AA:1190:G:OP2	2.10	0.51
1:AA:1206:G:H2'	1:AA:1207:G:O4'	2.11	0.51
1:AA:1259:C:C2	1:AA:1283:G:H1'	2.45	0.51
1:AA:1510:U:H3	1:AA:1525:G:H1	1.56	0.51
1:AA:436:C:C4	1:AA:437:U:O4	2.63	0.51
1:AA:730:G:C5	1:AA:731:G:H1'	2.46	0.51
1:AA:868:C:O4'	1:AA:873:A:C6	2.64	0.51
1:AA:867:G:N3	1:AA:873:A:H2	2.08	0.51
1:AA:813:U:OP1	1:AA:904:C:C5'	2.58	0.51
1:AA:946:A:H2'	1:AA:947:G:C8	2.46	0.51
6:AC:20:SER:HB2	17:AN:52:GLN:O	2.10	0.51
10:AG:59:LEU:O	10:AG:63:LYS:HG2	2.10	0.51

*Continued on next page...*



*Continued from previous page...*

Atom-1	Atom-2	Interatomic distance (Å)	Clash overlap (Å)
1:AA:953:G:C3'	16:AM:124:PRO:O	2.58	0.51
22:AS:44:MET:HA	22:AS:47:HIS:HD2	1.76	0.51
23:AT:63:ILE:HG21	23:AT:81:LYS:HG3	1.93	0.51
1:AA:1339:A:O2'	2:AV:40:C:O2	2.29	0.51
26:BA:2386:C:C4'	48:B0:39:ARG:HE	2.14	0.51
26:BA:2615:U:C4	50:B5:8:LYS:HG2	2.46	0.51
51:B6:35:LEU:C	51:B6:36:GLU:CG	2.70	0.51
51:B6:46:LYS:HZ3	51:B6:46:LYS:CB	2.17	0.51
52:B7:33:ARG:O	52:B7:37:LYS:HB2	2.11	0.51
53:B8:16:ILE:CG2	53:B8:22:VAL:CG2	2.88	0.51
54:B9:5:SER:O	54:B9:6:SER:OG	2.21	0.51
26:BA:1161:C:O4'	45:BV:8:GLY:O	2.28	0.51
26:BA:1261:C:OP1	39:BW:83:LYS:HE2	2.10	0.51
26:BA:1358:G:N1	26:BA:1371:G:H2'	2.26	0.51
26:BA:1525:G:O3'	26:BA:1526:G:OP1	2.26	0.51
26:BA:1418:G:OP1	26:BA:1588:C:H4'	2.11	0.51
26:BA:1657:C:H6	26:BA:1657:C:O5'	1.93	0.51
26:BA:1772:G:H2'	26:BA:1773:A:H4'	1.92	0.51
26:BA:1819:A:OP1	27:BD:154:VAL:N	2.43	0.51
26:BA:1827:C:OP1	26:BA:1971:A:O2'	2.17	0.51
26:BA:2029:G:H2'	26:BA:2030:A:H3'	1.93	0.51
26:BA:2182:G:N3	26:BA:2183:C:N3	2.58	0.51
26:BA:2189:U:O2'	26:BA:2190:G:C5'	2.57	0.51
26:BA:2264:C:C5	26:BA:2277:G:O6	2.63	0.51
26:BA:2313:C:C6	26:BA:2314:C:C5	2.99	0.51
26:BA:2322:A:N3	26:BA:2323:G:H5'	2.24	0.51
26:BA:2330:G:H21	26:BA:2331:G:C1'	2.01	0.51
26:BA:2625:G:C8	26:BA:2626:C:N4	2.77	0.51
26:BA:2640:G:C6	26:BA:2774:C:N4	2.68	0.51
26:BA:2657:A:C8	26:BA:2665:A:N6	2.79	0.51
26:BA:2678:C:C2'	26:BA:2679:A:C5'	2.88	0.51
26:BA:2725:A:C6	26:BA:2727:G:C4	2.98	0.51
26:BA:2734:A:C8	26:BA:2734:A:C3'	2.93	0.51
26:BA:2749:A:H62	26:BA:2753:A:N6	2.08	0.51
26:BA:2781:A:C4'	26:BA:2782:G:O5'	2.55	0.51
26:BA:2887:U:H6	26:BA:2887:U:O5'	1.93	0.51
26:BA:408:G:H2'	26:BA:409:C:O4'	2.11	0.51
26:BA:444:C:O3'	44:BU:2:PRO:HD2	2.11	0.51
26:BA:965:C:O2'	26:BA:2273:A:C2	2.61	0.51
25:BB:59:A:H2'	25:BB:60:C:O4'	2.11	0.51
27:BD:115:ILE:O	27:BD:116:MET:HB2	2.11	0.51

*Continued on next page...*



*Continued from previous page...*

Atom-1	Atom-2	Interatomic distance (Å)	Clash overlap (Å)
27:BD:74:PRO:C	27:BD:116:MET:HE2	2.31	0.51
30:BG:14:ARG:CA	30:BG:137:PRO:HD3	2.31	0.51
30:BG:140:ARG:HB3	30:BG:144:ARG:HH12	1.76	0.51
25:BB:19:G:OP1	30:BG:152:PRO:HB3	2.09	0.51
31:BH:49:ILE:O	31:BH:50:THR:HB	2.10	0.51
32:BI:115:ILE:HG23	32:BI:129:VAL:HG12	1.93	0.51
33:BN:109:TYR:O	33:BN:110:ASP:C	2.49	0.51
33:BN:15:ARG:NH1	33:BN:40:ASN:CG	2.42	0.51
35:BP:114:VAL:HG21	35:BP:132:LYS:CA	2.39	0.51
43:BR:56:LYS:HD3	43:BR:94:TYR:CZ	2.46	0.51
37:BS:92:ALA:C	37:BS:94:GLU:N	2.63	0.51
39:BW:34:ASN:HA	39:BW:37:ARG:HB3	1.91	0.51
40:BX:75:GLN:O	40:BX:78:ALA:N	2.44	0.51
42:BZ:145:ASP:C	42:BZ:146:HIS:CG	2.84	0.51
42:BZ:112:LEU:HA	42:BZ:174:PRO:CG	2.40	0.51
1:AA:944:G:C6	1:AA:1337:G:H8	2.26	0.51
1:AA:301:G:H5'	1:AA:564:C:H42	1.74	0.51
1:AA:25:C:H4'	1:AA:524:G:N2	2.25	0.51
1:AA:62:U:OP1	1:AA:385:C:O2'	2.26	0.51
1:AA:792:A:C4	1:AA:794:A:N6	2.79	0.51
1:AA:958:A:N6	22:AS:77:THR:O	2.44	0.51
5:AB:63:MET:HB3	5:AB:225:ALA:HB1	1.91	0.51
7:AD:170:VAL:HG12	7:AD:171:GLY:N	2.26	0.51
7:AD:22:LYS:HB2	7:AD:26:CYS:SG	2.51	0.51
8:AE:126:ARG:HA	8:AE:131:ILE:HG13	1.93	0.51
1:AA:953:G:C2'	16:AM:124:PRO:O	2.58	0.51
1:AA:112:G:OP1	19:AP:27:LYS:HG2	2.11	0.51
48:B0:60:PHE:N	48:B0:81:ILE:HG12	2.26	0.51
48:B0:68:VAL:O	48:B0:68:VAL:CG1	2.56	0.51
26:BA:929:G:H2'	47:B3:37:LEU:HD13	1.93	0.51
49:B4:41:PRO:CG	49:B4:57:ASP:HB2	2.34	0.51
49:B4:49:PHE:CE1	49:B4:70:GLY:O	2.54	0.51
26:BA:2021:C:OP2	50:B5:12:SER:CB	2.59	0.51
50:B5:17:ASP:O	50:B5:18:MET:C	2.48	0.51
53:B8:38:GLY:C	53:B8:40:GLU:N	2.64	0.51
53:B8:50:LEU:O	53:B8:51:ALA:HB3	2.10	0.51
54:B9:19:ARG:HD2	54:B9:24:LEU:HD12	1.92	0.51
26:BA:1406:U:H2'	26:BA:1407:C:C6	2.46	0.51
26:BA:1518:C:C2	26:BA:1519:G:H1'	2.46	0.51
26:BA:1520:U:H6	26:BA:1520:U:O5'	1.93	0.51
26:BA:2212:A:N3	26:BA:2213:U:H5''	2.26	0.51

*Continued on next page...*



*Continued from previous page...*

Atom-1	Atom-2	Interatomic distance (Å)	Clash overlap (Å)
26:BA:2411:A:C2'	26:BA:2412:A:C8	2.94	0.51
26:BA:2419:U:OP2	53:B8:41:ILE:HD11	2.10	0.51
26:BA:2437:U:H5'	26:BA:2598:A:N1	2.15	0.51
26:BA:2689:U:C1'	26:BA:2713:A:N1	2.72	0.51
26:BA:2741:A:C3'	26:BA:2742:C:H5'	2.31	0.51
26:BA:2783:G:O6	26:BA:2784:C:N4	2.40	0.51
26:BA:2825:C:H5	26:BA:2825:C:P	2.31	0.51
26:BA:293:U:H2'	26:BA:294:A:C8	2.46	0.51
26:BA:299:A:H1'	26:BA:319:C:O2'	2.10	0.51
26:BA:324:A:N6	26:BA:339:U:H1'	2.25	0.51
26:BA:468:G:H2'	26:BA:469:G:O4'	2.11	0.51
26:BA:558:G:OP2	33:BN:91:LYS:CB	2.36	0.51
26:BA:575:A:H4'	26:BA:2500:U:H5'	1.92	0.51
26:BA:609(A):G:H22	26:BA:618(A):C:H2'	1.76	0.51
26:BA:60:G:N2	26:BA:88:G:N7	2.58	0.51
26:BA:997:G:P	44:BU:93:LYS:CE	2.93	0.51
25:BB:49:C:OP1	37:BS:111:PRO:CD	2.58	0.51
27:BD:197:GLY:C	27:BD:199:ARG:H	2.14	0.51
30:BG:38:GLU:OE2	30:BG:71:ALA:HB1	2.10	0.51
55:BK:21:ALA:HB3	55:BK:22:PRO:CD	2.41	0.51
34:BO:1:MET:CB	34:BO:2:ILE:HD11	2.41	0.51
26:BA:2333:A:C3'	37:BS:13:ARG:HD3	2.32	0.51
37:BS:48:VAL:HG12	37:BS:55:ASP:OD2	2.10	0.51
39:BW:10:VAL:CB	39:BW:101:SER:O	2.50	0.51
40:BX:5:ILE:HG13	40:BX:40:ALA:CB	2.39	0.51
41:BY:79:LEU:CG	41:BY:80:GLU:N	2.73	0.51
1:AA:110:C:O2'	19:AP:25:ARG:CA	2.58	0.51
1:AA:1150:U:H2'	1:AA:1151:A:C8	2.46	0.51
1:AA:118:U:H3'	1:AA:288:A:H61	1.75	0.51
1:AA:1377:A:OP1	10:AG:94:ARG:CZ	2.59	0.51
1:AA:1397:C:O2	1:AA:1397:C:H2'	2.11	0.51
1:AA:1524:C:OP1	14:AK:120:ARG:NH2	2.44	0.51
1:AA:279:A:N1	20:AQ:98:LEU:HD12	2.25	0.51
9:AF:89:MET:HG2	21:AR:76:LEU:CD2	2.38	0.51
11:AH:113:SER:HB2	11:AH:134:ILE:HD11	1.92	0.51
11:AH:20:TYR:HA	11:AH:65:TYR:OH	2.10	0.51
12:AI:112:LYS:HG3	12:AI:117:HIS:O	2.10	0.51
13:AJ:48:THR:HG22	13:AJ:60:ARG:HG3	1.93	0.51
14:AK:42:TRP:HZ3	14:AK:47:VAL:HG21	1.76	0.51
48:B0:76:ALA:O	48:B0:78:PHE:CD1	2.64	0.51
46:B2:60:GLN:O	46:B2:63:GLU:HB2	2.11	0.51

*Continued on next page...*



*Continued from previous page...*

Atom-1	Atom-2	Interatomic distance (Å)	Clash overlap (Å)
50:B5:33:CYS:SG	50:B5:37:HIS:N	2.84	0.51
26:BA:1034:G:O4'	54:B9:18:ARG:CZ	2.59	0.51
26:BA:1389:G:H2'	26:BA:1390:U:C6	2.46	0.51
26:BA:1495:A:H2'	26:BA:1496:A:C8	2.46	0.51
26:BA:177:G:N3	26:BA:177:G:H2'	2.26	0.51
26:BA:2015:A:C8	26:BA:2016:U:C5	2.99	0.51
26:BA:2212:A:H2	26:BA:2213:U:H3'	1.75	0.51
26:BA:2323:G:H2'	26:BA:2324:C:C6	2.46	0.51
26:BA:2363:C:H2'	26:BA:2364:C:H5'	1.92	0.51
26:BA:2352:A:N7	26:BA:2366:A:N1	2.53	0.51
26:BA:2458:G:N7	26:BA:2490:G:C5	2.78	0.51
26:BA:2528:U:C6	26:BA:2528:U:C3'	2.94	0.51
26:BA:2567:G:N3	26:BA:2568:C:C6	2.69	0.51
26:BA:2584:U:H5	26:BA:2585:U:C3'	2.24	0.51
26:BA:2589:A:C3'	26:BA:2590:A:C5'	2.89	0.51
26:BA:2592:G:C2	26:BA:2603:G:O6	2.64	0.51
26:BA:2733:A:H1'	28:BE:318:ASN:HD22	1.68	0.51
26:BA:2767:C:H2'	26:BA:2768:C:H5'	1.92	0.51
26:BA:2768:C:H42	26:BA:2769:C:N4	2.02	0.51
26:BA:498:G:H3'	26:BA:498:G:C8	2.45	0.51
26:BA:674:G:H4'	29:BF:69:HIS:CA	2.41	0.51
26:BA:76:C:H4'	46:B2:55:ARG:NE	2.25	0.51
26:BA:802:A:H2'	26:BA:803:U:H6	1.75	0.51
28:BE:210:THR:C	28:BE:216:ARG:CZ	2.77	0.51
28:BE:45:LYS:CD	28:BE:301:PRO:HB2	2.41	0.51
30:BG:99:ASP:N	30:BG:104:PHE:CE2	2.79	0.51
34:BO:38:VAL:HG22	34:BO:61:VAL:HG22	1.92	0.51
35:BP:61:ALA:CB	35:BP:107:LYS:NZ	2.74	0.51
35:BP:66:VAL:O	35:BP:68:GLU:CA	2.59	0.51
36:BQ:133:GLU:HG3	36:BQ:134:PHE:CD1	2.46	0.51
36:BQ:16:ARG:NH1	36:BQ:19:TYR:CD1	2.74	0.51
36:BQ:91:HIS:O	36:BQ:111:THR:CA	2.58	0.51
37:BS:34:LEU:HG	37:BS:101:VAL:O	2.11	0.51
26:BA:535:C:H5'	44:BU:53:LYS:CE	2.36	0.51
45:BV:39:PHE:C	45:BV:40:VAL:CG2	2.47	0.51
45:BV:94:LYS:O	45:BV:95:ILE:HG13	2.07	0.51
26:BA:1614:A:H61	39:BW:88:ARG:N	2.08	0.51
39:BW:88:ARG:HD3	39:BW:91:GLY:O	2.11	0.51
42:BZ:4:THR:C	42:BZ:33:ALA:CB	2.68	0.51
1:AA:1441:G:H1'	1:AA:1461:G:N2	2.25	0.51
1:AA:37:U:N3	1:AA:397:A:C2	2.71	0.51

*Continued on next page...*



*Continued from previous page...*

Atom-1	Atom-2	Interatomic distance (Å)	Clash overlap (Å)
1:AA:583:A:H2'	1:AA:584:G:O4'	2.11	0.51
9:AF:49:ALA:HB2	21:AR:78:LEU:O	2.11	0.51
15:AL:88:GLY:O	15:AL:99:HIS:CE1	2.64	0.51
2:AV:55:U:C2	2:AV:57:G:OP2	2.64	0.51
3:AW:7:U:C2	3:AW:49:C:H5	2.26	0.51
46:B2:24:LYS:HE3	46:B2:28:LEU:HD12	1.93	0.51
47:B3:31:LEU:O	47:B3:33:GLN:N	2.43	0.51
47:B3:3:ARG:CD	47:B3:60:GLU:HA	2.40	0.51
47:B3:9:VAL:HG22	47:B3:54:VAL:CG1	2.40	0.51
26:BA:1365:A:H5''	49:B4:3:LYS:CE	2.41	0.51
50:B5:23:HIS:O	50:B5:24:ALA:CB	2.56	0.51
53:B8:16:ILE:CD1	53:B8:16:ILE:H	2.19	0.51
26:BA:196:A:C2	26:BA:805:G:C2	2.99	0.51
26:BA:2182:G:H2'	26:BA:2183:C:N1	2.25	0.51
26:BA:2265:U:O2'	26:BA:2266:A:P	2.69	0.51
26:BA:2276:G:N3	26:BA:2277:G:H8	2.06	0.51
26:BA:2357:U:C2'	26:BA:2358:G:C5'	2.89	0.51
26:BA:2357:U:C2'	26:BA:2358:G:O5'	2.55	0.51
26:BA:2400:G:N1	26:BA:2417:C:C4	2.79	0.51
26:BA:631:A:C2	26:BA:2415:G:C2	2.86	0.51
26:BA:2482:G:C4	26:BA:2483:C:H6	2.28	0.51
26:BA:2519:U:O2	26:BA:2542:A:C2	2.63	0.51
26:BA:2526:G:C6	26:BA:2527:C:C6	2.98	0.51
26:BA:2550:G:O2'	26:BA:2551:C:H5'	2.11	0.51
26:BA:2604:U:O2'	26:BA:2605:U:C5'	2.55	0.51
26:BA:2618:G:N1	26:BA:2619:C:C4	2.51	0.51
26:BA:1758:G:N7	26:BA:2695:C:H4'	2.26	0.51
26:BA:2734:A:C5	26:BA:2735:G:C4	2.98	0.51
26:BA:2740:A:C3'	26:BA:2741:A:H5'	2.32	0.51
26:BA:2768:C:O2	26:BA:2769:C:H6	1.81	0.51
26:BA:311:A:H1'	26:BA:332:A:C4	2.46	0.51
26:BA:389:G:O6	35:BP:54:PRO:CB	2.59	0.51
26:BA:787:U:C4	26:BA:791:C:C5	2.99	0.51
26:BA:875:G:H5''	42:BZ:146:HIS:ND1	2.26	0.51
27:BD:104:ILE:C	27:BD:106:PRO:HD2	2.31	0.51
27:BD:215:LYS:C	27:BD:216:ALA:O	2.48	0.51
27:BD:89:ASN:N	27:BD:105:ALA:CB	2.74	0.51
27:BD:73:ILE:HD13	27:BD:95:TYR:CE2	2.46	0.51
28:BE:214:VAL:CG2	28:BE:221:LYS:CE	2.79	0.51
28:BE:295:LEU:HD22	28:BE:296:VAL:N	2.26	0.51
28:BE:47:GLY:CA	28:BE:305:LYS:HG2	2.41	0.51

*Continued on next page...*



*Continued from previous page...*

Atom-1	Atom-2	Interatomic distance (Å)	Clash overlap (Å)
28:BE:70:VAL:O	28:BE:71:THR:HG22	2.11	0.51
26:BA:606:U:P	29:BF:103:ASN:ND2	2.83	0.51
29:BF:2:GLU:C	29:BF:18:LEU:HD21	2.32	0.51
30:BG:55:LYS:O	30:BG:65:GLU:HB2	2.10	0.51
30:BG:84:LEU:O	30:BG:88:LEU:CB	2.54	0.51
31:BH:147:ILE:O	31:BH:147:ILE:HD12	2.11	0.51
31:BH:62:ALA:O	31:BH:65:GLY:N	2.44	0.51
55:BK:21:ALA:HB3	55:BK:22:PRO:HD3	1.92	0.51
55:BK:33:VAL:HG22	55:BK:60:VAL:HG13	1.88	0.51
55:BK:42:PHE:O	55:BK:45:GLU:N	2.38	0.51
33:BN:70:PHE:O	33:BN:71:TYR:CB	2.53	0.51
34:BO:35:ILE:CA	34:BO:62:VAL:C	2.70	0.51
26:BA:2415:G:O3'	35:BP:51:PHE:CD2	2.64	0.51
35:BP:59:GLU:O	35:BP:60:GLU:HG3	2.10	0.51
35:BP:65:ASP:OD1	35:BP:68:GLU:CD	2.49	0.51
43:BR:105:ARG:NH2	43:BR:105:ARG:N	2.59	0.51
43:BR:28:LEU:CD1	43:BR:32:GLY:CA	2.87	0.51
44:BU:66:ASN:HA	44:BU:76:TYR:CE1	1.97	0.51
45:BV:42:GLY:O	45:BV:48:GLY:HA2	2.10	0.51
39:BW:97:LYS:HE3	39:BW:99:ARG:HH11	1.68	0.51
40:BX:28:VAL:HG23	40:BX:28:VAL:O	2.11	0.51
41:BY:11:GLN:CG	41:BY:21:LYS:HE2	2.35	0.51
41:BY:46:ASP:OD2	41:BY:98:VAL:CG1	2.59	0.51
42:BZ:149:ALA:CB	42:BZ:164:PRO:HA	2.41	0.51
1:AA:1226:C:OP2	16:AM:103:THR:OG1	2.19	0.50
1:AA:942:G:H2'	1:AA:943:U:H6	1.76	0.50
12:AI:74:ILE:HA	12:AI:77:ILE:HD12	1.93	0.50
13:AJ:51:ARG:CB	13:AJ:59:SER:HB3	2.11	0.50
17:AN:24:CYS:HB2	17:AN:39:LEU:CA	2.42	0.50
48:B0:37:LEU:CB	48:B0:69:PHE:CG	2.83	0.50
26:BA:2256:G:OP1	48:B0:5:LYS:HD3	2.11	0.50
46:B2:45:ARG:HE	46:B2:49:LEU:HD21	1.76	0.50
26:BA:988:A:N6	47:B3:13:ILE:CG2	2.74	0.50
47:B3:37:LEU:CB	47:B3:38:GLU:OE1	2.55	0.50
47:B3:5:LYS:CA	47:B3:36:VAL:HG12	2.41	0.50
50:B5:45:ILE:N	50:B5:45:ILE:HD12	2.26	0.50
50:B5:6:VAL:H	50:B5:8:LYS:CE	2.21	0.50
26:BA:1416:G:N2	26:BA:1582:C:N4	2.58	0.50
26:BA:1456:G:N1	26:BA:2704:C:C4	2.79	0.50
26:BA:1626:G:H4'	26:BA:1627:G:OP1	2.11	0.50
26:BA:1763:G:H5'	26:BA:1763:G:C8	2.46	0.50

*Continued on next page...*



*Continued from previous page...*

Atom-1	Atom-2	Interatomic distance (Å)	Clash overlap (Å)
26:BA:2280:G:C2	26:BA:2281:C:C5	2.99	0.50
26:BA:2361:A:O2'	26:BA:2362:G:H5'	2.11	0.50
26:BA:2466:C:C2'	26:BA:2467:C:H5'	2.40	0.50
26:BA:2574:G:O2'	28:BE:240:PRO:HA	2.10	0.50
26:BA:2595:G:O5'	26:BA:2595:G:C8	2.52	0.50
26:BA:2620:C:O4'	28:BE:252:GLN:CG	2.59	0.50
26:BA:2635:C:N3	26:BA:2783:G:C2	2.79	0.50
26:BA:2644:G:H1	26:BA:2645:G:N2	2.07	0.50
26:BA:2745:C:H2'	26:BA:2746:U:O5'	2.11	0.50
26:BA:2772:C:C2'	26:BA:2773:C:O5'	2.59	0.50
26:BA:2785:C:C5'	28:BE:99:VAL:CB	2.89	0.50
26:BA:2839:G:H2'	26:BA:2840:C:C6	2.32	0.50
26:BA:270(B):A:O5'	26:BA:366:C:H4'	2.10	0.50
26:BA:29:U:O2	26:BA:511:U:O2	2.29	0.50
26:BA:527:C:OP1	26:BA:527:C:H4'	2.11	0.50
26:BA:563:G:N2	44:BU:37:GLN:NE2	2.31	0.50
26:BA:599:G:H1	26:BA:658:C:N4	2.05	0.50
26:BA:693:C:O2'	26:BA:1353:A:H2	1.91	0.50
26:BA:783:A:C4'	26:BA:2589:A:P	2.93	0.50
26:BA:826:U:N3	26:BA:828:U:H1'	2.26	0.50
26:BA:972:G:C8	26:BA:974:G:OP1	2.64	0.50
26:BA:993:G:H2'	26:BA:993:G:N3	2.26	0.50
27:BD:113:MET:N	27:BD:113:MET:SD	2.84	0.50
27:BD:74:PRO:HG3	27:BD:96:ALA:CA	2.32	0.50
28:BE:193:PHE:CZ	28:BE:199:ALA:CB	2.92	0.50
28:BE:228:ARG:HD2	28:BE:228:ARG:N	2.27	0.50
26:BA:2051:A:O4'	28:BE:238:LEU:HD21	2.10	0.50
28:BE:267:ARG:C	28:BE:297:LYS:HD2	2.32	0.50
29:BF:220:THR:C	29:BF:222:ASP:N	2.60	0.50
29:BF:52:ALA:N	29:BF:55:ARG:CB	2.67	0.50
26:BA:801:G:N7	29:BF:54:LEU:HD22	2.26	0.50
30:BG:140:ARG:HA	30:BG:143:LYS:HZ2	1.71	0.50
31:BH:51:VAL:HG13	31:BH:64:HIS:HB3	1.93	0.50
32:BI:105:GLN:O	32:BI:106:HIS:C	2.49	0.50
55:BK:33:VAL:HG23	55:BK:60:VAL:CG1	2.32	0.50
26:BA:636:G:H3'	35:BP:126:SER:CB	2.41	0.50
35:BP:65:ASP:CB	35:BP:109:LEU:CA	2.86	0.50
36:BQ:94:ARG:HG2	36:BQ:107:LYS:O	2.11	0.50
36:BQ:156:ASN:O	36:BQ:157:ALA:CB	2.59	0.50
43:BR:96:ARG:HE	43:BR:117:VAL:HA	1.75	0.50
43:BR:45:ARG:C	43:BR:49:ASP:HB2	2.31	0.50

*Continued on next page...*



*Continued from previous page...*

Atom-1	Atom-2	Interatomic distance (Å)	Clash overlap (Å)
37:BS:116:PHE:C	37:BS:120:GLU:CD	2.68	0.50
44:BU:47:TYR:C	44:BU:49:ASP:N	2.62	0.50
44:BU:88:ILE:HG21	45:BV:55:THR:HG1	1.63	0.50
45:BV:3:ALA:CA	45:BV:12:TYR:OH	2.59	0.50
40:BX:13:LYS:CD	40:BX:13:LYS:H	2.22	0.50
41:BY:46:ASP:CG	41:BY:98:VAL:HG11	2.31	0.50
42:BZ:85:MET:C	42:BZ:86:VAL:CG2	2.77	0.50
1:AA:1327:C:OP1	24:AU:20:LYS:HG2	2.12	0.50
1:AA:944:G:N1	1:AA:1337:G:H2'	2.26	0.50
1:AA:1361:G:O3'	1:AA:361(A):C:P	2.69	0.50
1:AA:791:G:H22	1:AA:1498:U:P	2.33	0.50
1:AA:1500:A:OP1	1:AA:1505:G:P	2.69	0.50
1:AA:598:U:H4'	11:AH:94:TYR:HB3	1.92	0.50
5:AB:115:LEU:HB2	5:AB:145:LEU:HD12	1.93	0.50
5:AB:17:PHE:CD1	5:AB:18:GLY:N	2.78	0.50
1:AA:426:G:C4'	7:AD:42:GLN:HA	2.41	0.50
1:AA:426:G:OP1	7:AD:45:GLN:NE2	2.43	0.50
1:AA:406:G:C5'	7:AD:5:ILE:CG2	2.89	0.50
11:AH:88:LYS:O	11:AH:90:GLY:N	2.44	0.50
1:AA:1280:A:C8	13:AJ:41:PRO:CD	2.94	0.50
6:AC:6:HIS:HB3	17:AN:49:HIS:HB3	1.92	0.50
20:AQ:21:VAL:CG1	20:AQ:23:VAL:HG23	2.40	0.50
48:B0:14:ARG:HH11	48:B0:14:ARG:H	1.58	0.50
26:BA:2395:C:C4'	49:B4:28:ARG:HH11	2.23	0.50
52:B7:9:ASN:O	52:B7:11:LYS:N	2.44	0.50
52:B7:22:MET:O	52:B7:24:THR:O	2.30	0.50
52:B7:28:ARG:O	52:B7:31:LEU:HB2	2.11	0.50
52:B7:38:GLY:O	52:B7:39:ARG:HG3	2.12	0.50
26:BA:1555:G:O5'	26:BA:1555:G:H8	1.93	0.50
26:BA:1797:C:C2	26:BA:1823:G:N2	2.79	0.50
26:BA:1935:G:O2'	26:BA:1937:A:H2	1.94	0.50
26:BA:192:C:H3'	26:BA:193:U:C6	2.46	0.50
26:BA:2045:C:N4	26:BA:2624:G:C2	2.79	0.50
26:BA:2093:G:N9	26:BA:2225:A:C6	2.79	0.50
26:BA:2254:C:H2'	26:BA:2255:G:O5'	2.09	0.50
26:BA:2306:C:C3'	26:BA:2306:C:C6	2.95	0.50
26:BA:2302:G:C2	26:BA:2315:G:C6	2.99	0.50
26:BA:2325:G:C4	26:BA:2326:C:C5	3.00	0.50
26:BA:2431:U:C2'	26:BA:2431:U:O2	2.56	0.50
26:BA:2462:U:C4	26:BA:2463:C:C5	2.99	0.50
26:BA:2549:G:C4	26:BA:2550:G:C8	2.99	0.50

*Continued on next page...*



*Continued from previous page...*

Atom-1	Atom-2	Interatomic distance (Å)	Clash overlap (Å)
26:BA:2556:C:H2'	26:BA:2557:G:O4'	2.11	0.50
26:BA:2562:U:N3	26:BA:2563:U:C2	2.69	0.50
26:BA:2612:C:C2'	26:BA:2613:U:C5'	2.89	0.50
26:BA:2652:C:C4	26:BA:2653:U:N3	2.78	0.50
26:BA:2734:A:C8	26:BA:2734:A:H3'	2.47	0.50
26:BA:2740:A:C5'	26:BA:2740:A:C8	2.89	0.50
26:BA:2745:C:O2'	31:BH:142:GLU:N	2.43	0.50
26:BA:2746:U:H5'	31:BH:137:LYS:O	2.10	0.50
26:BA:535:C:O2'	44:BU:53:LYS:CD	2.54	0.50
26:BA:747:U:H5	26:BA:2613:U:C5	2.29	0.50
26:BA:809:G:C6	26:BA:810:U:C4	2.99	0.50
26:BA:863:A:H2'	26:BA:864:G:C8	2.45	0.50
26:BA:875:G:OP1	42:BZ:146:HIS:NE2	2.39	0.50
27:BD:208:GLY:CA	27:BD:210:LYS:CE	2.73	0.50
27:BD:74:PRO:HD3	27:BD:96:ALA:HB2	1.87	0.50
28:BE:190:ASN:C	28:BE:192:ILE:CA	2.79	0.50
28:BE:199:ALA:HA	28:BE:314:ALA:N	2.27	0.50
26:BA:2822:G:P	28:BE:258:TYR:CE2	3.01	0.50
29:BF:52:ALA:CA	29:BF:55:ARG:CG	2.86	0.50
30:BG:22:VAL:CB	30:BG:24:HIS:CE1	2.88	0.50
31:BH:18:VAL:HG22	31:BH:23:VAL:HG22	0.76	0.50
31:BH:86:LEU:CD1	31:BH:87:GLU:C	2.80	0.50
32:BI:124:LEU:CG	32:BI:125:GLY:N	2.74	0.50
55:BK:38:PHE:CE2	55:BK:67:THR:N	2.79	0.50
33:BN:137:GLU:O	33:BN:138:THR:C	2.50	0.50
34:BO:1:MET:SD	34:BO:67:ARG:HD2	2.51	0.50
35:BP:122:ALA:O	35:BP:141:GLU:HA	2.10	0.50
36:BQ:142:LYS:CE	36:BQ:143:VAL:O	2.58	0.50
36:BQ:85:ILE:CG2	36:BQ:136:TRP:HZ2	2.24	0.50
36:BQ:65:ARG:NH2	36:BQ:85:ILE:O	2.44	0.50
43:BR:28:LEU:HD13	43:BR:32:GLY:HA2	1.92	0.50
43:BR:22:ARG:NH2	43:BR:69:ASP:CB	2.75	0.50
44:BU:8:ILE:H	44:BU:11:ARG:HD3	1.65	0.50
39:BW:24:ILE:C	39:BW:25:ARG:O	2.46	0.50
40:BX:18:MET:CE	40:BX:25:GLN:N	2.70	0.50
40:BX:22:ASN:CA	40:BX:68:LEU:CG	2.88	0.50
41:BY:11:GLN:CA	41:BY:21:LYS:CE	2.88	0.50
41:BY:15:PRO:O	41:BY:18:GLU:CB	2.56	0.50
41:BY:81:LYS:HD2	41:BY:83:ASP:N	2.11	0.50
42:BZ:116:VAL:HG22	42:BZ:116:VAL:O	2.09	0.50
42:BZ:91:PRO:CG	42:BZ:128:ARG:N	2.73	0.50

*Continued on next page...*



*Continued from previous page...*

Atom-1	Atom-2	Interatomic distance (Å)	Clash overlap (Å)
1:AA:1288:A:C2	1:AA:1352:C:O2	2.61	0.50
1:AA:769:G:N2	1:AA:900:A:H61	2.05	0.50
5:AB:174:VAL:HG13	5:AB:184:VAL:HG11	1.94	0.50
5:AB:15:VAL:HG22	5:AB:209:ARG:HD2	1.93	0.50
7:AD:17:VAL:CG1	7:AD:197:PRO:HG2	2.41	0.50
7:AD:62:GLN:HE22	7:AD:65:ARG:HD3	1.75	0.50
10:AG:113:GLU:HG3	10:AG:118:VAL:HB	1.93	0.50
2:AV:73:A:O3'	2:AV:74:C:P	2.67	0.50
26:BA:2364:C:C6	48:B0:32:LYS:NZ	2.54	0.50
48:B0:67:VAL:HG23	48:B0:68:VAL:N	2.26	0.50
46:B2:59:ILE:CG1	46:B2:60:GLN:N	2.56	0.50
51:B6:16:ALA:HB1	51:B6:42:PRO:CD	2.40	0.50
26:BA:125:G:H22	52:B7:10:ARG:H	1.60	0.50
52:B7:11:LYS:HA	52:B7:11:LYS:HE2	1.94	0.50
26:BA:1127:A:C2	26:BA:2518:A:H1'	2.45	0.50
26:BA:1786:A:H2	26:BA:2590:A:C1'	2.17	0.50
26:BA:1899:G:N2	26:BA:1902:C:N4	2.58	0.50
26:BA:1935:G:HO2'	26:BA:1937:A:H2	1.58	0.50
26:BA:2186:G:N1	26:BA:2187:G:O6	2.37	0.50
26:BA:2195:C:N3	26:BA:2196:C:C6	2.80	0.50
26:BA:2218:G:C6	26:BA:2219:G:N7	2.79	0.50
26:BA:2246:G:H1	26:BA:2258:C:H42	1.59	0.50
26:BA:2325:G:C2	26:BA:2326:C:C6	2.99	0.50
26:BA:2349:G:H3'	26:BA:2350:C:H5''	1.92	0.50
26:BA:2352:A:O2'	26:BA:2353:G:H5'	2.11	0.50
26:BA:2381:C:H6	26:BA:2381:C:C5'	2.24	0.50
26:BA:2397:G:H2'	26:BA:2398:U:C6	2.47	0.50
26:BA:2398:U:O2'	26:BA:2399:G:OP1	2.29	0.50
26:BA:2022:U:C2'	26:BA:2617:C:H4'	2.41	0.50
26:BA:2636:U:C2'	26:BA:2637:U:O5'	2.60	0.50
26:BA:2698:U:C2'	26:BA:2699:C:H6	2.15	0.50
26:BA:270:A:H2'	26:BA:270(A):A:C4'	2.41	0.50
26:BA:2776:A:N3	26:BA:2778:A:C6	2.74	0.50
26:BA:2827:C:N3	26:BA:2828:C:C5	2.79	0.50
26:BA:298:G:H8	26:BA:298:G:O5'	1.94	0.50
26:BA:605:C:O2'	26:BA:658:C:H4'	2.12	0.50
26:BA:684:G:N1	26:BA:775:G:C5	2.79	0.50
29:BF:98:ARG:C	29:BF:99:SER:O	2.44	0.50
32:BI:19:LYS:O	32:BI:21:VAL:HG23	2.12	0.50
55:BK:100:VAL:CG2	55:BK:137:ILE:CG2	2.90	0.50
55:BK:21:ALA:N	55:BK:22:PRO:HD2	2.25	0.50

*Continued on next page...*



*Continued from previous page...*

Atom-1	Atom-2	Interatomic distance (Å)	Clash overlap (Å)
55:BK:26:PRO:O	55:BK:27:ALA:C	2.50	0.50
55:BK:93:LYS:HA	55:BK:96:ILE:HD12	1.86	0.50
35:BP:73:VAL:HA	35:BP:76:LEU:CB	2.40	0.50
44:BU:115:ASN:O	44:BU:117:ARG:HG3	2.12	0.50
45:BV:96:LEU:N	45:BV:96:LEU:HD23	2.26	0.50
39:BW:17:VAL:O	39:BW:20:VAL:HB	2.10	0.50
26:BA:338:G:C8	41:BY:21:LYS:HB2	2.44	0.50
1:AA:116:A:H2	1:AA:314:C:H4'	1.76	0.50
1:AA:901:A:H8	1:AA:901:A:O5'	1.94	0.50
5:AB:112:VAL:CA	5:AB:113:HIS:N	2.71	0.50
5:AB:167:PRO:HG2	5:AB:192:SER:HB3	1.93	0.50
6:AC:139:GLN:HA	6:AC:170:GLN:HE22	1.77	0.50
14:AK:12:ARG:HH12	14:AK:40:ILE:HA	1.74	0.50
1:AA:1364:U:C6	24:AU:14:TRP:CH2	3.00	0.50
48:B0:62:LEU:O	48:B0:63:SER:C	2.48	0.50
48:B0:40:GLN:N	48:B0:69:PHE:CE1	2.79	0.50
47:B3:43:ILE:CD1	47:B3:43:ILE:N	2.57	0.50
52:B7:30:ILE:CD1	52:B7:33:ARG:NE	2.75	0.50
26:BA:1000:A:C8	26:BA:1154:G:N2	2.80	0.50
26:BA:1151:G:O3'	44:BU:81:ASN:CG	2.50	0.50
26:BA:996:A:H61	26:BA:1159:U:H3	1.59	0.50
26:BA:1203:G:H1'	26:BA:1241:A:N1	2.25	0.50
26:BA:134:C:H2'	26:BA:135:G:O4'	2.11	0.50
26:BA:1819:A:H4'	26:BA:1820:U:H5'	1.93	0.50
26:BA:1900:A:C2	26:BA:1970:A:C6	2.99	0.50
26:BA:1954:G:C2	26:BA:2551:C:H5''	2.46	0.50
26:BA:2210:G:H4'	26:BA:2211:G:O5'	2.11	0.50
26:BA:2377:A:O2'	26:BA:2378:A:O5'	2.20	0.50
26:BA:2450:A:C2	26:BA:2451:A:N9	2.80	0.50
26:BA:2544:G:C2	26:BA:2545:G:C5	3.00	0.50
26:BA:2549:G:C6	26:BA:2550:G:N7	2.79	0.50
26:BA:2588:G:O6	26:BA:2589:A:C6	2.64	0.50
26:BA:2690:C:C6	26:BA:2690:C:O5'	2.65	0.50
26:BA:2705:A:N6	26:BA:2706:G:C2	2.79	0.50
26:BA:2717:G:O2'	26:BA:2718:G:C4'	2.59	0.50
26:BA:2852:G:O6	26:BA:2866:U:O4	2.29	0.50
26:BA:2892:A:C4'	26:BA:2892:A:OP1	2.58	0.50
26:BA:590:A:H5''	29:BF:97:ASP:HB2	1.93	0.50
26:BA:738:G:N3	26:BA:739:G:H1'	2.26	0.50
26:BA:792:G:H21	26:BA:2072:G:C2'	2.24	0.50
26:BA:932:G:OP1	47:B3:29:ARG:CZ	2.58	0.50

*Continued on next page...*



*Continued from previous page...*

Atom-1	Atom-2	Interatomic distance (Å)	Clash overlap (Å)
27:BD:104:ILE:CD1	27:BD:104:ILE:H	2.02	0.50
28:BE:198:TYR:HE2	28:BE:265:ASN:C	2.12	0.50
30:BG:103:ASN:O	30:BG:104:PHE:CD2	2.65	0.50
32:BI:6:LEU:HB3	32:BI:36:ALA:HB2	1.85	0.50
32:BI:93:ILE:HG12	32:BI:121:ILE:HB	1.94	0.50
32:BI:94:THR:HG23	32:BI:97:GLN:N	2.19	0.50
55:BK:22:PRO:CB	55:BK:23:PRO:CD	2.89	0.50
36:BQ:82:LYS:HB2	36:BQ:125:TRP:HB2	1.90	0.50
36:BQ:142:LYS:CE	36:BQ:142:LYS:CA	2.88	0.50
43:BR:45:ARG:HG2	43:BR:46:GLY:H	1.77	0.50
43:BR:91:GLN:C	43:BR:92:GLY:O	2.50	0.50
45:BV:14:VAL:CG2	45:BV:19:VAL:CG2	2.54	0.50
39:BW:58:ALA:O	39:BW:61:ASN:N	2.44	0.50
42:BZ:91:PRO:CB	42:BZ:127:PRO:CB	2.88	0.50
1:AA:1127:G:H2'	1:AA:1128:C:H6	1.75	0.50
1:AA:1516:G:H22	1:AA:1518:A:H3'	1.76	0.50
1:AA:946:A:O2'	1:AA:1333:A:H1'	2.12	0.50
1:AA:976:G:H8	1:AA:1358:U:H2'	1.77	0.50
6:AC:141:VAL:HG11	6:AC:202:ILE:HG12	1.92	0.50
6:AC:43:LEU:O	6:AC:47:LEU:HB2	2.11	0.50
11:AH:29:SER:CB	11:AH:32:LYS:HZ1	2.23	0.50
48:B0:37:LEU:CA	48:B0:69:PHE:CD2	2.92	0.50
47:B3:6:VAL:CG2	47:B3:7:LYS:N	2.75	0.50
52:B7:30:ILE:HG12	52:B7:33:ARG:CD	2.29	0.50
26:BA:1071:G:H2'	26:BA:1072:C:H5'	1.93	0.50
26:BA:1160:G:H2'	26:BA:1161:C:C6	2.46	0.50
26:BA:1140:C:H5'	26:BA:142(A):A:C4	2.46	0.50
26:BA:1470:G:N1	26:BA:1520:U:N3	2.54	0.50
26:BA:1518:C:H2'	26:BA:1519:G:O2'	2.11	0.50
26:BA:1655:A:O3'	28:BE:212:GLY:HA3	2.12	0.50
26:BA:1668:A:H61	26:BA:1676:A:H61	1.57	0.50
26:BA:204:A:H8	26:BA:204:A:OP1	1.94	0.50
26:BA:206:U:H2'	26:BA:207:A:H8	1.76	0.50
26:BA:2095:C:N3	26:BA:2194:G:O6	2.44	0.50
26:BA:2212:A:C2'	26:BA:2213:U:C6	2.80	0.50
26:BA:2325:G:C5	26:BA:2326:C:C5	2.96	0.50
26:BA:2354:G:C2	26:BA:2355:C:C6	3.00	0.50
26:BA:2370:G:H2'	26:BA:2371:G:O5'	2.09	0.50
26:BA:2384:G:H3'	26:BA:2386:C:P	2.52	0.50
26:BA:2385:C:O2	26:BA:2386:C:C1'	2.59	0.50
26:BA:2462:U:H2'	26:BA:2463:C:O5'	2.10	0.50

*Continued on next page...*



*Continued from previous page...*

Atom-1	Atom-2	Interatomic distance (Å)	Clash overlap (Å)
26:BA:2514:U:C3'	26:BA:2514:U:C6	2.94	0.50
26:BA:2572:A:OP2	28:BE:241:TRP:HB2	2.11	0.50
26:BA:2652:C:C2'	26:BA:2653:U:C5'	2.88	0.50
26:BA:458:G:O2'	26:BA:469:G:N1	2.43	0.50
26:BA:532:A:C8	26:BA:561:G:N2	2.80	0.50
25:BB:74:U:H2'	25:BB:75:G:C8	2.40	0.50
29:BF:165:ASP:O	29:BF:168:ARG:HG3	2.10	0.50
26:BA:2311:A:H2	30:BG:53:LYS:NZ	2.05	0.50
31:BH:25:VAL:HG21	31:BH:74:MET:HB3	1.92	0.50
32:BI:3:VAL:HG21	32:BI:21:VAL:H	1.76	0.50
32:BI:68:LEU:HD11	32:BI:108:LEU:HD22	1.87	0.50
32:BI:89:LEU:HD13	32:BI:92:SER:O	2.12	0.50
55:BK:19:THR:N	55:BK:20:PRO:CD	2.70	0.50
33:BN:83:ILE:HG13	33:BN:84:ARG:CG	2.41	0.50
34:BO:15:GLY:O	34:BO:46:ALA:HB1	2.12	0.50
34:BO:24:VAL:HG21	34:BO:32:TYR:CA	2.41	0.50
34:BO:3:GLN:CG	34:BO:4:GLN:H	2.23	0.50
34:BO:87:ILE:HG23	34:BO:92:SER:H	1.74	0.50
34:BO:87:ILE:CG2	34:BO:88:ARG:N	2.75	0.50
34:BO:88:ARG:CZ	34:BO:94:ARG:HG2	2.42	0.50
36:BQ:135:ALA:O	36:BQ:137:ARG:N	2.45	0.50
26:BA:911:A:C6	36:BQ:16:ARG:HG3	2.16	0.50
43:BR:33:ARG:HB2	43:BR:113:LEU:HD11	1.94	0.50
26:BA:2334:G:N2	37:BS:12:ARG:CG	2.44	0.50
37:BS:41:LYS:C	37:BS:42:HIS:CG	2.83	0.50
45:BV:35:LEU:C	45:BV:60:VAL:CG1	2.64	0.50
39:BW:23:LEU:CD1	39:BW:35:ILE:HG21	2.39	0.50
26:BA:519:U:H4'	39:BW:75:TYR:HB3	1.94	0.50
41:BY:33:GLU:CD	41:BY:34:GLU:N	2.51	0.50
42:BZ:116:VAL:O	42:BZ:118:HIS:N	2.43	0.50
1:AA:1020:U:H2'	1:AA:1021:G:C8	2.46	0.50
1:AA:1222:G:OP1	1:AA:1321:C:O2	2.29	0.50
1:AA:1280:A:C8	13:AJ:41:PRO:HD2	2.46	0.50
1:AA:626:U:H5''	19:AP:38:TYR:CD2	2.46	0.50
2:AV:24:G:H2'	2:AV:25:C:C6	2.47	0.50
46:B2:15:GLU:C	46:B2:17:GLU:N	2.64	0.50
50:B5:18:MET:C	50:B5:21:SER:HB3	2.32	0.50
51:B6:16:ALA:HB1	51:B6:42:PRO:HG3	1.94	0.50
53:B8:16:ILE:HG22	53:B8:17:THR:H	1.76	0.50
53:B8:23:MET:HE3	53:B8:48:PHE:CG	2.41	0.50
26:BA:1118:C:H2'	26:BA:1119:C:O4'	2.12	0.50

*Continued on next page...*



*Continued from previous page...*

Atom-1	Atom-2	Interatomic distance (Å)	Clash overlap (Å)
26:BA:192:C:H3'	26:BA:193:U:H6	1.77	0.50
26:BA:1993:U:H4'	28:BE:228:ARG:CZ	2.41	0.50
26:BA:2195:C:H6	26:BA:2195:C:H5''	1.65	0.50
26:BA:2234:G:N3	26:BA:2235:G:C8	2.78	0.50
26:BA:2298:A:C1'	26:BA:2322:A:O2'	2.60	0.50
26:BA:2352:A:C8	26:BA:2366:A:N6	2.80	0.50
26:BA:2327:A:C5	26:BA:2388:A:C6	2.99	0.50
26:BA:2410:G:C2	26:BA:2411:A:C4	2.99	0.50
26:BA:2416:C:P	35:BP:51:PHE:CD2	3.05	0.50
26:BA:2431:U:O2	26:BA:2433:A:P	2.69	0.50
26:BA:2508:G:H2'	26:BA:2509:G:H5'	1.92	0.50
26:BA:2531:A:C2	26:BA:2658:C:C1'	2.90	0.50
26:BA:2569:G:C6	26:BA:2570:G:N7	2.80	0.50
26:BA:2516:G:N1	26:BA:2569:G:N3	2.59	0.50
26:BA:2569:G:C4	26:BA:2570:G:C8	2.99	0.50
26:BA:2771:C:C2	26:BA:2772:C:C6	2.99	0.50
26:BA:2850:A:C2	26:BA:2869:G:H4'	2.47	0.50
26:BA:2863:C:C2	26:BA:2864:G:C8	2.99	0.50
26:BA:2869:G:HO2'	26:BA:2870:C:H5'	1.71	0.50
26:BA:2886:G:N2	26:BA:2887:U:H1'	2.22	0.50
26:BA:489:G:N2	26:BA:1321:A:OP1	2.43	0.50
26:BA:764:A:C8	26:BA:764:A:H5''	2.46	0.50
26:BA:961:C:N4	26:BA:2031:A:N3	2.60	0.50
27:BD:166:LYS:HA	27:BD:182:MET:CE	2.42	0.50
27:BD:167:GLU:OE1	27:BD:167:GLU:HA	2.10	0.50
27:BD:170:TYR:O	27:BD:182:MET:HE1	2.11	0.50
27:BD:142:ASN:CB	27:BD:190:THR:HG23	2.41	0.50
27:BD:68:ARG:H	27:BD:68:ARG:HD3	1.76	0.50
27:BD:70:LYS:CG	27:BD:73:ILE:CD1	2.65	0.50
28:BE:78:MET:O	28:BE:79:ARG:O	2.29	0.50
29:BF:200:PRO:CB	29:BF:212:VAL:CG1	2.67	0.50
29:BF:19:PRO:O	29:BF:21:VAL:N	2.44	0.50
29:BF:39:GLN:CA	29:BF:39:GLN:OE1	2.60	0.50
30:BG:98:PHE:C	30:BG:104:PHE:HD2	2.10	0.50
30:BG:27:ILE:C	30:BG:69:ILE:HD13	2.31	0.50
30:BG:90:LEU:C	30:BG:92:GLU:OE2	2.49	0.50
33:BN:53:ILE:CG2	33:BN:54:VAL:HG23	2.41	0.50
33:BN:92:GLN:O	33:BN:95:ARG:HB2	2.11	0.50
34:BO:9:LYS:C	34:BO:83:ALA:HB1	2.26	0.50
35:BP:128:GLY:C	35:BP:132:LYS:CD	2.73	0.50
36:BQ:33:MET:HG3	36:BQ:83:PHE:CD1	2.47	0.50

*Continued on next page...*



*Continued from previous page...*

Atom-1	Atom-2	Interatomic distance (Å)	Clash overlap (Å)
43:BR:77:ARG:O	43:BR:78:LYS:C	2.50	0.50
44:BU:39:LEU:C	44:BU:41:ASN:N	2.61	0.50
40:BX:45:TYR:HE2	40:BX:73:ASP:HA	1.77	0.50
36:BQ:36:ASN:OD1	42:BZ:116:VAL:N	2.45	0.50
42:BZ:67:LYS:O	42:BZ:67:LYS:CG	2.58	0.50
42:BZ:92:VAL:O	42:BZ:94:VAL:HG23	2.12	0.50
12:AI:111:ARG:HG2	12:AI:112:LYS:O	2.12	0.50
22:AS:60:VAL:HG11	22:AS:74:PHE:HB3	1.94	0.50
3:AW:16:U:O2'	3:AW:17:U:OP2	2.21	0.50
52:B7:11:LYS:HG3	52:B7:12:ARG:H	1.77	0.50
52:B7:12:ARG:O	52:B7:13:ALA:C	2.50	0.50
26:BA:1012:U:O2	33:BN:21:ARG:NE	2.40	0.50
26:BA:1027:A:C5	26:BA:1126:A:N3	2.79	0.50
26:BA:1034:G:H5'	54:B9:18:ARG:NH2	2.27	0.50
26:BA:1155:A:H2'	26:BA:1157:G:N7	2.25	0.50
26:BA:974(A):C:H6	26:BA:1186:G:N1	2.10	0.50
26:BA:2327:A:C6	26:BA:2328:A:N1	2.80	0.50
26:BA:2359:C:C4	26:BA:2360:A:H2	2.17	0.50
26:BA:2370:G:C4	26:BA:2371:G:C8	3.00	0.50
26:BA:2436:G:N2	26:BA:2437:U:C1'	2.75	0.50
26:BA:1127:A:C6	26:BA:2518:A:N3	2.80	0.50
26:BA:2531:A:C3'	26:BA:2532:G:C5'	2.88	0.50
26:BA:2592:G:C8	26:BA:2593:U:C6	2.97	0.50
26:BA:2712:U:H5''	26:BA:2714:G:H4'	1.94	0.50
26:BA:2767:C:C2'	26:BA:2768:C:O5'	2.52	0.50
26:BA:283:A:C2	26:BA:360:G:N2	2.80	0.50
26:BA:2868:A:C5	26:BA:2869:G:C8	2.99	0.50
26:BA:617:G:P	29:BF:221:GLU:OE2	2.69	0.50
26:BA:978:G:C6	26:BA:979:G:C6	3.00	0.50
28:BE:193:PHE:CE2	28:BE:199:ALA:HB1	2.38	0.50
28:BE:217:TRP:O	28:BE:218:GLY:C	2.47	0.50
28:BE:229:GLN:O	28:BE:231:TRP:CA	2.57	0.50
28:BE:216:ARG:HD3	28:BE:253:GLN:HA	1.92	0.50
29:BF:214:THR:O	29:BF:215:ALA:C	2.45	0.50
29:BF:57:PRO:CG	29:BF:58:ALA:N	2.74	0.50
30:BG:60:GLU:C	30:BG:61:PHE:HD1	2.15	0.50
30:BG:64:ARG:HB3	30:BG:67:ASP:OD2	2.08	0.50
31:BH:124:VAL:O	31:BH:125:PRO:C	2.49	0.50
31:BH:87:GLU:HG3	31:BH:162:ARG:C	2.27	0.50
32:BI:115:ILE:HG12	32:BI:131:VAL:HG11	1.86	0.50
33:BN:58:GLU:O	33:BN:61:VAL:CB	2.48	0.50

*Continued on next page...*



*Continued from previous page...*

Atom-1	Atom-2	Interatomic distance (Å)	Clash overlap (Å)
35:BP:60:GLU:O	35:BP:61:ALA:HB2	2.10	0.50
35:BP:92:ASP:C	35:BP:92:ASP:OD1	2.50	0.50
36:BQ:85:ILE:HD13	36:BQ:85:ILE:O	2.11	0.50
43:BR:20:LEU:O	43:BR:22:ARG:C	2.50	0.50
26:BA:2334:G:H1'	37:BS:21:HIS:ND1	2.26	0.50
37:BS:27:LEU:N	37:BS:33:ARG:CZ	2.75	0.50
39:BW:12:ILE:CD1	39:BW:42:ARG:HD2	2.41	0.50
39:BW:45:TYR:O	39:BW:46:PHE:C	2.49	0.50
42:BZ:106:GLY:N	42:BZ:141:MET:HG2	2.25	0.50
42:BZ:51:LEU:HD21	42:BZ:52:PHE:O	2.10	0.50
25:BB:103:U:HO2'	42:BZ:67:LYS:HG2	1.69	0.50
36:BQ:120:HIS:CE1	42:BZ:76:ARG:NH1	2.78	0.50
1:AA:819:A:C6	1:AA:1529:G:C5	3.00	0.50
1:AA:778:G:H2'	1:AA:779:C:H6	1.77	0.50
1:AA:939:G:OP1	10:AG:102:ARG:NH2	2.45	0.50
1:AA:944:G:N7	1:AA:945:G:C8	2.80	0.50
14:AK:18:ARG:NH2	14:AK:37:GLY:HA2	2.27	0.50
1:AA:976:G:OP1	17:AN:31:ARG:O	2.30	0.50
6:AC:29:TYR:HD1	17:AN:36:PHE:HE1	1.58	0.50
1:AA:377:G:P	19:AP:5:ARG:HH11	2.34	0.50
1:AA:1221:G:HO2'	22:AS:77:THR:HG23	1.74	0.50
26:BA:858:U:C5'	48:B0:20:TYR:OH	2.56	0.50
51:B6:2:ALA:CB	51:B6:11:LYS:HZ1	2.15	0.50
26:BA:1287:A:H5''	43:BR:104:ARG:HD3	1.91	0.50
26:BA:1935:G:H2'	26:BA:1962:C:H42	1.77	0.50
26:BA:1936:A:C5	26:BA:1945:G:C6	3.00	0.50
26:BA:2314:C:HO2'	26:BA:2315:G:C5'	2.25	0.50
26:BA:2325:G:C6	26:BA:2326:C:C5	2.94	0.50
26:BA:2562:U:C2'	26:BA:2562:U:O2	2.59	0.50
26:BA:264:C:O2'	26:BA:265:A:H2'	2.12	0.50
26:BA:2725:A:H2'	26:BA:2727:G:N7	2.27	0.50
26:BA:2729:G:C4'	28:BE:298:GLY:HA3	2.42	0.50
26:BA:2862:G:C2	26:BA:2863:C:C4	2.99	0.50
26:BA:669:G:N3	26:BA:669:G:H2'	2.25	0.50
26:BA:851:U:H2'	26:BA:852:G:H8	1.77	0.50
27:BD:140:VAL:C	27:BD:141:HIS:HD1	2.14	0.50
27:BD:73:ILE:CD1	27:BD:95:TYR:CE2	2.95	0.50
28:BE:74:GLU:O	28:BE:75:THR:CB	2.60	0.50
29:BF:89:ALA:HB1	29:BF:90:HIS:CD2	2.47	0.50
31:BH:47:ASN:O	31:BH:48:VAL:CG1	2.60	0.50
32:BI:111:ASP:C	32:BI:112:LYS:HD3	2.31	0.50

*Continued on next page...*



*Continued from previous page...*

Atom-1	Atom-2	Interatomic distance (Å)	Clash overlap (Å)
26:BA:270(O):U:H5	32:BI:53:LYS:HZ1	1.40	0.50
55:BK:20:PRO:O	55:BK:21:ALA:C	2.50	0.50
55:BK:8:GLN:N	55:BK:59:THR:HG22	2.27	0.50
55:BK:97:VAL:HA	55:BK:99:LYS:HZ2	1.74	0.50
33:BN:136:SER:C	33:BN:138:THR:N	2.63	0.50
34:BO:10:VAL:CG1	34:BO:12:ASP:OD1	2.52	0.50
34:BO:13:ASN:ND2	34:BO:97:ARG:HB3	2.27	0.50
35:BP:130:ARG:CA	35:BP:133:VAL:HG23	2.42	0.50
35:BP:66:VAL:HG21	35:BP:110:GLY:O	2.11	0.50
35:BP:75:LEU:C	35:BP:75:LEU:CD2	2.74	0.50
36:BQ:141:MET:O	36:BQ:142:LYS:O	2.30	0.50
2:AV:1:G:HO2'	36:BQ:98:GLY:CA	2.19	0.50
44:BU:98:ILE:O	44:BU:100:ALA:C	2.50	0.50
26:BA:974:G:H8	45:BV:80:TYR:CD1	2.17	0.50
39:BW:36:LEU:CD1	39:BW:47:VAL:HB	2.42	0.50
39:BW:7:ALA:O	39:BW:10:VAL:CG2	2.59	0.50
40:BX:17:ASP:O	40:BX:20:PHE:CE1	2.65	0.50
40:BX:76:GLU:OE1	40:BX:76:GLU:C	2.50	0.50
41:BY:30:ASP:CG	41:BY:31:LEU:CG	2.80	0.50
41:BY:40:VAL:O	41:BY:41:ARG:CB	2.59	0.50
41:BY:81:LYS:NZ	41:BY:83:ASP:HB2	2.26	0.50
26:BA:483:A:H1'	41:BY:83:ASP:HA	1.94	0.50
41:BY:89:ARG:O	41:BY:91:LEU:HD21	2.12	0.50
42:BZ:113:VAL:N	42:BZ:174:PRO:HD3	2.27	0.50
42:BZ:141:MET:HA	42:BZ:171:VAL:CG1	2.36	0.50
42:BZ:159:THR:CG2	42:BZ:160:LEU:N	2.45	0.50
42:BZ:1:MET:HE1	42:BZ:52:PHE:CD2	2.45	0.50
42:BZ:67:LYS:HB2	42:BZ:67:LYS:HZ2	1.77	0.50
42:BZ:6:LYS:O	42:BZ:31:SER:OG	2.18	0.50
1:AA:106:C:H2'	1:AA:107:G:H8	1.75	0.50
1:AA:1250:A:H4'	12:AI:67:GLY:C	2.33	0.50
1:AA:1221:G:H5''	1:AA:1321:C:C2	2.47	0.50
1:AA:1406:U:C2	1:AA:1517:G:N2	2.80	0.50
1:AA:686:U:H1'	14:AK:42:TRP:NE1	2.27	0.50
5:AB:162:ILE:H	5:AB:162:ILE:HD13	1.76	0.50
6:AC:119:ARG:HG2	6:AC:140:ARG:HH12	1.76	0.50
7:AD:24:GLU:CA	7:AD:112:VAL:HG12	2.40	0.50
11:AH:12:ARG:HH11	11:AH:27:PRO:HD3	1.76	0.50
13:AJ:11:PHE:HE2	13:AJ:65:LEU:HG	1.75	0.50
6:AC:8:ILE:CG2	17:AN:50:LYS:O	2.59	0.50
3:AW:75:C:H41	49:B4:27:THR:C	2.09	0.50

*Continued on next page...*



*Continued from previous page...*

Atom-1	Atom-2	Interatomic distance (Å)	Clash overlap (Å)
48:B0:55:ARG:HB3	48:B0:55:ARG:CZ	2.42	0.50
48:B0:36:ILE:N	48:B0:68:VAL:CG1	2.75	0.50
47:B3:13:ILE:O	47:B3:15:TYR:CD1	2.65	0.50
47:B3:8:LEU:HB2	47:B3:33:GLN:H	1.77	0.50
49:B4:26:SER:O	49:B4:27:THR:O	2.30	0.50
49:B4:58:LYS:HG2	49:B4:62:ARG:HH21	1.75	0.50
52:B7:21:ARG:HH22	52:B7:43:THR:CA	2.24	0.50
26:BA:1097:U:O4	55:BK:31:HIS:HE1	1.91	0.50
26:BA:1450:C:H2'	26:BA:1451:C:H4'	1.94	0.50
26:BA:1657:C:C6	26:BA:1657:C:O5'	2.65	0.50
26:BA:1993:U:H2'	26:BA:1994:C:O4'	2.12	0.50
26:BA:2076:U:H3'	26:BA:2076:U:C6	2.47	0.50
26:BA:2182:G:C5	26:BA:2183:C:N4	2.80	0.50
26:BA:2277:G:H3'	26:BA:2278:A:H5''	1.94	0.50
26:BA:2325:G:H8	26:BA:2325:G:C5'	2.25	0.50
26:BA:2349:G:C4	26:BA:2369:A:C2	3.00	0.50
26:BA:2396:G:O2'	49:B4:27:THR:HA	2.12	0.50
26:BA:2511:U:C5	26:BA:2512:C:H5	2.26	0.50
26:BA:2571:C:C2'	26:BA:2571:C:O2	2.54	0.50
26:BA:2615:U:O2'	26:BA:2616:C:O5'	2.30	0.50
26:BA:2633:G:C2'	26:BA:2634:G:O5'	2.59	0.50
26:BA:2633:G:H5'	26:BA:2812:G:H5'	1.94	0.50
26:BA:2671:A:H2'	26:BA:2672:G:O5'	2.11	0.50
26:BA:2678:C:H2'	26:BA:2679:A:C5'	2.41	0.50
26:BA:270(G):C:H2'	26:BA:270(H):C:H6	1.76	0.50
26:BA:2696:U:O4	26:BA:2714:G:N2	2.44	0.50
26:BA:606:U:OP1	29:BF:104:ASP:CB	2.60	0.50
26:BA:673:C:N4	26:BA:808:G:C6	2.79	0.50
26:BA:721:C:H2'	26:BA:722:A:C8	2.47	0.50
26:BA:966:G:H1'	26:BA:2267:A:H62	1.76	0.50
27:BD:125:ILE:CG2	27:BD:126:GLY:H	2.24	0.50
27:BD:175:LEU:CD1	27:BD:179:GLU:CA	2.89	0.50
28:BE:83:LEU:HD12	28:BE:178:LEU:HD23	1.94	0.50
28:BE:185:GLY:O	28:BE:187:HIS:HD2	1.91	0.50
28:BE:233:ARG:O	28:BE:234:ARG:CB	2.48	0.50
28:BE:268:LEU:C	28:BE:268:LEU:HD22	2.27	0.50
29:BF:140:VAL:HB	29:BF:235:PHE:O	2.12	0.50
30:BG:141:VAL:CA	30:BG:144:ARG:NH1	2.75	0.50
31:BH:155:PRO:HB2	31:BH:169:ARG:CG	2.37	0.50
32:BI:119:ASP:OD1	32:BI:119:ASP:C	2.50	0.50
32:BI:86:GLY:O	32:BI:88:ARG:HA	2.11	0.50

*Continued on next page...*



*Continued from previous page...*

Atom-1	Atom-2	Interatomic distance (Å)	Clash overlap (Å)
33:BN:80:LYS:O	33:BN:81:ARG:C	2.49	0.50
34:BO:17:ARG:HE	34:BO:47:THR:N	2.09	0.50
35:BP:59:GLU:OE1	35:BP:60:GLU:CB	2.58	0.50
43:BR:105:ARG:HA	43:BR:105:ARG:NE	2.25	0.50
37:BS:10:MET:H	37:BS:13:ARG:HE	1.60	0.50
44:BU:20:ARG:HH12	45:BV:75:LYS:HZ1	1.59	0.50
44:BU:84:LYS:C	44:BU:86:ALA:N	2.60	0.50
39:BW:106:ILE:HG23	39:BW:107:LEU:N	2.26	0.50
39:BW:49:LYS:C	39:BW:51:LEU:H	2.16	0.50
39:BW:86:LEU:CB	39:BW:87:PRO:HD2	2.28	0.50
26:BA:905:U:HO2'	42:BZ:117:VAL:HG13	1.76	0.50
1:AA:1084:G:H3'	1:AA:1085:U:H3'	1.94	0.49
1:AA:1418:A:H8	1:AA:1419:G:C1'	2.25	0.49
14:AK:40:ILE:HG23	14:AK:75:TYR:CD2	2.47	0.49
1:AA:279:A:C2	20:AQ:98:LEU:CD1	2.93	0.49
21:AR:21:LYS:H	21:AR:55:ARG:HH12	1.60	0.49
2:AV:58:A:C6	2:AV:61:C:C6	2.99	0.49
3:AW:30:G:O2'	3:AW:31:A:H5'	2.12	0.49
48:B0:14:ARG:C	48:B0:14:ARG:CD	2.75	0.49
46:B2:7:GLU:HG2	46:B2:8:ILE:N	2.26	0.49
49:B4:6:HIS:HE2	49:B4:55:ARG:HG3	1.77	0.49
53:B8:58:MET:O	53:B8:60:LEU:CA	2.57	0.49
26:BA:1668:A:C5	26:BA:1993:U:C4	3.00	0.49
26:BA:2230:G:H2'	26:BA:2231:C:H6	1.76	0.49
26:BA:2485:G:H2'	26:BA:2486:G:C4'	2.42	0.49
26:BA:2487:G:C2'	26:BA:2488:A:C5'	2.90	0.49
26:BA:2586:C:C2'	26:BA:2587:A:H5'	2.41	0.49
26:BA:512:G:H5'	26:BA:513:A:OP1	2.12	0.49
26:BA:648:G:H2'	26:BA:649:G:H8	1.77	0.49
27:BD:173:VAL:O	27:BD:175:LEU:HD23	2.12	0.49
29:BF:157:LEU:O	29:BF:158:GLU:C	2.47	0.49
29:BF:29:ASP:O	29:BF:30:LEU:C	2.50	0.49
30:BG:60:GLU:O	30:BG:61:PHE:CD1	2.65	0.49
30:BG:97:GLN:CB	30:BG:106:PHE:CD2	2.90	0.49
32:BI:119:ASP:OD1	32:BI:120:ALA:N	2.45	0.49
55:BK:37:GLU:HG2	55:BK:41:ARG:NH1	2.06	0.49
36:BQ:143:VAL:C	36:BQ:144:THR:HG23	2.21	0.49
36:BQ:27:GLY:C	36:BQ:28:ILE:HG13	2.32	0.49
36:BQ:45:GLN:OE1	36:BQ:153:PRO:CB	2.60	0.49
43:BR:23:ASN:OD1	43:BR:24:GLN:N	2.45	0.49
43:BR:59:ASP:N	43:BR:80:PHE:CE2	2.79	0.49

*Continued on next page...*



*Continued from previous page...*

Atom-1	Atom-2	Interatomic distance (Å)	Clash overlap (Å)
43:BR:83:ILE:O	43:BR:86:ARG:N	2.45	0.49
44:BU:66:ASN:CG	44:BU:76:TYR:CZ	2.85	0.49
26:BA:1162:G:HO2'	45:BV:23:GLU:CD	2.13	0.49
45:BV:72:ARG:CG	45:BV:88:GLN:HG3	2.27	0.49
45:BV:78:VAL:CG2	45:BV:80:TYR:CD1	2.95	0.49
45:BV:67:LYS:HG3	45:BV:94:LYS:HD2	1.94	0.49
42:BZ:95:SER:OG	42:BZ:122:ILE:HG23	2.12	0.49
1:AA:1067:A:N1	1:AA:1108:G:O2'	2.45	0.49
1:AA:1179:A:H2'	1:AA:1180:A:C8	2.47	0.49
1:AA:281:G:HO2'	1:AA:282:A:H8	1.60	0.49
1:AA:585:G:O2'	1:AA:879:C:C5'	2.56	0.49
1:AA:971:G:H22	1:AA:1363:A:P	2.30	0.49
10:AG:74:GLU:HG2	10:AG:75:VAL:N	2.25	0.49
16:AM:66:LEU:CB	16:AM:67:GLU:N	2.75	0.49
2:AV:56:C:O2	30:BG:56:ARG:CZ	2.57	0.49
3:AW:37:YYG:O22	10:AG:85:TYR:N	2.45	0.49
48:B0:39:ARG:C	48:B0:40:GLN:O	2.47	0.49
26:BA:969:U:O3'	47:B3:14:GLY:HA2	2.12	0.49
52:B7:26:SER:O	52:B7:27:GLY:O	2.30	0.49
26:BA:594:U:C4'	53:B8:58:MET:HE2	2.42	0.49
26:BA:2528:U:OP1	54:B9:30:VAL:HG11	2.01	0.49
26:BA:993:G:C8	26:BA:1162:G:N1	2.80	0.49
26:BA:124:G:H5'	26:BA:1376:C:O2'	2.12	0.49
26:BA:1539:G:H2'	26:BA:1540:G:C8	2.48	0.49
26:BA:1924:C:N4	26:BA:1925:C:H41	2.08	0.49
26:BA:2218:G:N1	26:BA:2219:G:C5	2.80	0.49
26:BA:2087:G:N1	26:BA:2233:U:C6	2.80	0.49
26:BA:2345:G:H21	26:BA:2381:C:C3'	2.24	0.49
26:BA:2378:A:H1'	37:BS:101:VAL:CG2	2.42	0.49
26:BA:2459:A:H8	26:BA:2460:U:H5	1.58	0.49
26:BA:2458:G:C6	26:BA:2490:G:N3	2.80	0.49
26:BA:2605:U:H6	26:BA:2605:U:C4'	2.26	0.49
26:BA:2625:G:C5	26:BA:2626:C:C2	3.00	0.49
26:BA:2631:G:C4	26:BA:2632:A:H8	2.27	0.49
26:BA:2641:G:O6	26:BA:2774:C:C5	2.65	0.49
26:BA:2776:A:C4	26:BA:2778:A:C6	2.99	0.49
26:BA:2830:G:N3	26:BA:2883:A:H2	2.10	0.49
26:BA:2854:G:N2	26:BA:2864:G:C8	2.80	0.49
26:BA:292:C:H2'	26:BA:293:U:N3	2.20	0.49
26:BA:452:G:C3'	26:BA:453:C:H5''	2.36	0.49
26:BA:70:G:H5'	26:BA:75:G:N2	2.26	0.49

*Continued on next page...*



*Continued from previous page...*

Atom-1	Atom-2	Interatomic distance (Å)	Clash overlap (Å)
26:BA:72:U:C4'	46:B2:57:LYS:HZ1	2.24	0.49
26:BA:778:G:C6	26:BA:779:U:N3	2.81	0.49
27:BD:105:ALA:N	27:BD:106:PRO:HD2	2.24	0.49
28:BE:193:PHE:HA	28:BE:197:GLU:OE1	2.12	0.49
29:BF:112:ARG:O	29:BF:115:LEU:N	2.45	0.49
29:BF:120:ASP:OD1	29:BF:120:ASP:N	2.45	0.49
29:BF:155:SER:OG	29:BF:156:LEU:N	2.45	0.49
29:BF:238:SER:O	29:BF:241:ALA:CA	2.54	0.49
26:BA:1255:U:C5	29:BF:67:GLN:O	2.65	0.49
29:BF:93:LYS:O	29:BF:96:LYS:CB	2.57	0.49
31:BH:87:GLU:CG	31:BH:162:ARG:HB2	2.42	0.49
32:BI:98:ILE:O	32:BI:99:ALA:O	2.30	0.49
55:BK:74:PRO:O	55:BK:75:ALA:C	2.51	0.49
26:BA:1012:U:O2	33:BN:21:ARG:HG2	2.12	0.49
33:BN:12:VAL:O	33:BN:38:VAL:HA	2.11	0.49
33:BN:52:GLN:HB3	33:BN:55:GLU:OE1	2.11	0.49
33:BN:77:GLY:HA2	33:BN:80:LYS:CB	2.39	0.49
35:BP:69:ILE:CA	35:BP:73:VAL:HG21	2.40	0.49
37:BS:9:PRO:CG	37:BS:14:ARG:CB	2.89	0.49
37:BS:31:LYS:HZ2	37:BS:99:GLU:HB3	1.77	0.49
25:BB:8:U:P	37:BS:37:ARG:HD2	2.52	0.49
44:BU:69:ALA:HB3	44:BU:76:TYR:CE1	2.47	0.49
44:BU:69:ALA:O	44:BU:74:MET:O	2.30	0.49
41:BY:20:HIS:C	41:BY:22:GLN:N	2.62	0.49
41:BY:24:ARG:O	41:BY:25:ALA:CB	2.61	0.49
42:BZ:94:VAL:HG11	42:BZ:130:ILE:HG21	1.94	0.49
42:BZ:141:MET:O	42:BZ:142:ASN:HB2	2.09	0.49
42:BZ:154:LEU:C	42:BZ:154:LEU:CD2	2.80	0.49
42:BZ:164:PRO:O	42:BZ:165:GLU:O	2.29	0.49
1:AA:1065:U:O2	1:AA:1066:C:H5	1.96	0.49
1:AA:1100:C:O2'	1:AA:1101:A:H4'	2.12	0.49
1:AA:120:A:O5'	1:AA:120:A:C8	2.65	0.49
1:AA:1229:A:H8	1:AA:1229:A:O5'	1.95	0.49
1:AA:1260:C:C1'	1:AA:1283:G:O2'	2.60	0.49
1:AA:1269:A:HO2'	1:AA:1325:C:HO2'	1.57	0.49
1:AA:1462:G:H2'	1:AA:1463:C:C6	2.46	0.49
1:AA:144:G:H1	1:AA:178:C:H42	1.60	0.49
1:AA:416:G:H2'	1:AA:417:C:C6	2.48	0.49
1:AA:891:U:C5	1:AA:906:G:C2	3.01	0.49
1:AA:92:C:H2'	1:AA:93:G:C8	2.48	0.49
1:AA:981:U:H6	1:AA:981:U:O5'	1.95	0.49

*Continued on next page...*



*Continued from previous page...*

Atom-1	Atom-2	Interatomic distance (Å)	Clash overlap (Å)
5:AB:71:VAL:HG11	5:AB:170:GLU:HG2	1.94	0.49
8:AE:122:GLU:HB3	8:AE:126:ARG:HG2	1.93	0.49
9:AF:80:ARG:HG3	9:AF:88:VAL:HG21	1.95	0.49
18:AO:42:HIS:O	18:AO:45:VAL:O	2.30	0.49
22:AS:15:LEU:HD22	22:AS:33:THR:HG21	1.94	0.49
3:AW:14:A:C5	3:AW:22:G:N2	2.80	0.49
3:AW:23:A:O2'	3:AW:24:G:H5'	2.12	0.49
46:B2:8:ILE:CA	46:B2:11:MET:CG	2.75	0.49
47:B3:42:ALA:C	47:B3:44:ARG:N	2.65	0.49
47:B3:7:LYS:O	47:B3:54:VAL:HG11	2.12	0.49
54:B9:2:LYS:C	54:B9:4:ARG:H	2.14	0.49
26:BA:10:G:N2	26:BA:2629:A:N1	2.48	0.49
26:BA:1316:U:H2'	26:BA:1317:A:C8	2.48	0.49
26:BA:121:G:C2	26:BA:131:G:C5	3.00	0.49
26:BA:2185:C:C4	26:BA:2186:G:N7	2.80	0.49
26:BA:2327:A:H2'	26:BA:2328:A:C8	2.48	0.49
26:BA:2337:G:C2	26:BA:2338:G:N7	2.80	0.49
26:BA:2364:C:C2	48:B0:32:LYS:CE	2.93	0.49
26:BA:2395:C:OP2	26:BA:2396:G:OP2	2.31	0.49
26:BA:2399:G:C2'	26:BA:2400:G:O5'	2.60	0.49
26:BA:2523:G:C4	26:BA:2765:A:N6	2.80	0.49
26:BA:2616:C:C4	26:BA:2617:C:H5	2.30	0.49
26:BA:2044:C:C5	26:BA:2625:G:C2	3.00	0.49
26:BA:2625:G:C2'	26:BA:2626:C:C5	2.88	0.49
26:BA:2686:G:C4	26:BA:2687:U:H6	2.30	0.49
26:BA:2627:G:N3	26:BA:2781:A:H2	2.10	0.49
26:BA:2843:G:C6	26:BA:2844:G:N7	2.80	0.49
26:BA:449:A:OP2	29:BF:85:LYS:CB	2.59	0.49
26:BA:617:G:H4'	29:BF:219:ASN:CG	2.25	0.49
26:BA:636:G:OP1	35:BP:127:GLU:N	2.45	0.49
25:BB:60:C:H2'	25:BB:61:G:H8	1.77	0.49
27:BD:80:ILE:HB	27:BD:82:TYR:CZ	2.42	0.49
28:BE:301:PRO:C	28:BE:303:PRO:HD2	2.21	0.49
29:BF:102:LEU:CD2	29:BF:106:GLU:CG	2.90	0.49
29:BF:104:ASP:O	29:BF:107:ARG:N	2.45	0.49
29:BF:167:ASP:O	29:BF:168:ARG:HD2	2.12	0.49
31:BH:140:VAL:HA	31:BH:143:LEU:CD2	2.43	0.49
31:BH:147:ILE:HA	31:BH:150:VAL:HG23	1.85	0.49
55:BK:19:THR:HG23	55:BK:39:CYS:HB3	1.94	0.49
33:BN:52:GLN:CA	33:BN:55:GLU:HG3	2.41	0.49
34:BO:98:ILE:CG2	34:BO:99:PHE:N	2.53	0.49

*Continued on next page...*



*Continued from previous page...*

Atom-1	Atom-2	Interatomic distance (Å)	Clash overlap (Å)
35:BP:58:GLN:HG3	35:BP:59:GLU:H	1.77	0.49
36:BQ:16:ARG:NH1	36:BQ:17:ARG:N	2.60	0.49
36:BQ:50:VAL:C	36:BQ:51:GLU:OE1	2.50	0.49
36:BQ:31:PHE:CZ	36:BQ:88:PHE:CE2	2.98	0.49
37:BS:102:LEU:CD1	37:BS:129:ILE:CD1	2.81	0.49
37:BS:35:VAL:CG1	37:BS:37:ARG:CZ	2.89	0.49
44:BU:72:HIS:NE2	44:BU:110:VAL:HG11	2.21	0.49
26:BA:998:C:C5'	44:BU:84:LYS:HZ3	2.20	0.49
45:BV:29:ALA:O	45:BV:31:ASP:N	2.45	0.49
39:BW:24:ILE:HA	39:BW:35:ILE:CD1	2.42	0.49
39:BW:52:GLU:HA	39:BW:52:GLU:OE2	2.13	0.49
26:BA:138:G:C8	40:BX:43:GLU:OE2	2.65	0.49
42:BZ:108:VAL:CG1	42:BZ:108:VAL:O	2.54	0.49
42:BZ:74:ARG:O	42:BZ:76:ARG:HG2	2.12	0.49
1:AA:1374:A:OP1	10:AG:36:LYS:NZ	2.46	0.49
1:AA:1464:G:H2'	1:AA:1465:C:C6	2.48	0.49
1:AA:406:G:C4'	7:AD:5:ILE:CG2	2.84	0.49
1:AA:474:G:P	19:AP:75:ARG:HG2	2.53	0.49
1:AA:676:A:H2'	1:AA:677:U:C6	2.47	0.49
5:AB:152:PHE:CD1	5:AB:152:PHE:C	2.86	0.49
9:AF:62:TRP:CD1	21:AR:35:ARG:NH2	2.81	0.49
1:AA:642:A:N7	11:AH:115:SER:HA	2.27	0.49
2:AV:24:G:H2'	2:AV:25:C:H6	1.77	0.49
2:AV:5:A:H2'	2:AV:6:U:C6	2.38	0.49
3:AW:76:A:C5	26:BA:2421:G:C4	2.92	0.49
48:B0:35:ASN:C	48:B0:36:ILE:HG12	2.30	0.49
48:B0:48:GLY:HA2	48:B0:55:ARG:CA	2.40	0.49
26:BA:72:U:C5'	46:B2:57:LYS:NZ	2.75	0.49
47:B3:31:LEU:CG	47:B3:32:GLN:H	2.14	0.49
26:BA:2081:C:H5'	49:B4:35:VAL:CG2	2.42	0.49
49:B4:43:TRP:HA	49:B4:56:VAL:O	2.13	0.49
26:BA:110:G:C2	26:BA:111:A:C4	2.99	0.49
26:BA:1394:U:H5''	26:BA:1603:A:O3'	2.11	0.49
26:BA:1602:U:OP2	26:BA:1602:U:C4	2.64	0.49
26:BA:1697:G:C5'	26:BA:1698:A:H5'	2.40	0.49
26:BA:1697:G:O2'	26:BA:1978:A:OP1	2.26	0.49
26:BA:2181:G:H2'	26:BA:2182:G:H5''	1.93	0.49
26:BA:2093:G:C1'	26:BA:2198:A:C6	2.82	0.49
26:BA:2242:G:N3	26:BA:2243:U:C6	2.81	0.49
26:BA:2341:G:O6	26:BA:2342:C:N4	2.44	0.49
26:BA:641:C:H1'	26:BA:2350:C:OP1	2.12	0.49

*Continued on next page...*



*Continued from previous page...*

Atom-1	Atom-2	Interatomic distance (Å)	Clash overlap (Å)
26:BA:2356:C:O2'	26:BA:2357:U:C5'	2.59	0.49
26:BA:2423:U:C6	26:BA:2423:U:C4'	2.95	0.49
26:BA:2459:A:H2'	26:BA:2460:U:H5'	1.94	0.49
26:BA:2533:A:C3'	26:BA:2534:A:H8	2.25	0.49
26:BA:1265:A:OP2	26:BA:2615:U:O5'	2.30	0.49
26:BA:2023:G:H5'	26:BA:2617:C:O2'	2.03	0.49
26:BA:2665:A:N3	26:BA:2665:A:H2'	2.27	0.49
26:BA:2677:G:C4	26:BA:2678:C:H5	2.29	0.49
26:BA:2714:G:H2'	26:BA:2715:C:H5'	1.94	0.49
26:BA:2732:G:H5''	26:BA:2733:A:O5'	2.12	0.49
26:BA:2747:G:C2	26:BA:2754:U:N3	2.80	0.49
26:BA:2865:U:C4	26:BA:2866:U:C4	2.95	0.49
26:BA:2894:G:C2'	26:BA:2894:G:N3	2.75	0.49
26:BA:303:U:H2'	26:BA:304:G:C8	2.45	0.49
26:BA:291:C:N4	26:BA:349:G:C6	2.81	0.49
26:BA:39:C:H2'	26:BA:40:C:C6	2.48	0.49
26:BA:444(A):A:P	26:BA:444(A):A:H8	2.35	0.49
26:BA:704:G:C4	26:BA:726:G:N2	2.80	0.49
26:BA:988:A:H62	47:B3:13:ILE:HG21	1.75	0.49
27:BD:107:LYS:O	27:BD:108:ASN:CB	2.59	0.49
28:BE:198:TYR:HD2	28:BE:265:ASN:C	2.13	0.49
28:BE:250:VAL:C	28:BE:251:PRO:O	2.49	0.49
28:BE:46:ALA:HB2	28:BE:72:VAL:C	2.29	0.49
26:BA:2682:U:H1'	28:BE:49:THR:HA	1.92	0.49
30:BG:20:LYS:HA	30:BG:76:ARG:HG2	1.93	0.49
31:BH:145:ALA:C	31:BH:147:ILE:N	2.51	0.49
31:BH:86:LEU:HB2	31:BH:148:ARG:HE	1.78	0.49
32:BI:115:ILE:HG12	32:BI:131:VAL:HG22	1.95	0.49
33:BN:134:GLU:O	33:BN:138:THR:OG1	2.31	0.49
33:BN:23:ALA:CA	33:BN:26:VAL:HG23	2.41	0.49
33:BN:58:GLU:CB	33:BN:61:VAL:CG2	2.89	0.49
33:BN:63:ILE:O	33:BN:71:TYR:CE1	2.66	0.49
34:BO:106:LEU:O	34:BO:107:ARG:C	2.50	0.49
36:BQ:68:ALA:CB	36:BQ:136:TRP:CZ3	2.89	0.49
36:BQ:82:LYS:HG2	36:BQ:84:ARG:CG	2.33	0.49
43:BR:65:LEU:O	43:BR:68:ARG:HB2	2.12	0.49
43:BR:72:ASP:OD2	43:BR:72:ASP:O	2.30	0.49
44:BU:115:ASN:O	44:BU:117:ARG:C	2.50	0.49
44:BU:21:ALA:O	44:BU:22:LYS:O	2.30	0.49
44:BU:73:GLY:O	44:BU:74:MET:CB	2.61	0.49
45:BV:22:VAL:O	45:BV:23:GLU:O	2.30	0.49

*Continued on next page...*



*Continued from previous page...*

Atom-1	Atom-2	Interatomic distance (Å)	Clash overlap (Å)
45:BV:40:VAL:HG13	45:BV:55:THR:HG22	1.93	0.49
39:BW:86:LEU:HD23	39:BW:86:LEU:N	2.10	0.49
40:BX:32:ALA:C	40:BX:37:VAL:CG2	2.81	0.49
42:BZ:91:PRO:CB	42:BZ:127:PRO:HB3	2.36	0.49
42:BZ:98:VAL:HA	42:BZ:134:LEU:O	2.11	0.49
42:BZ:14:LEU:O	42:BZ:14:LEU:CD2	2.56	0.49
42:BZ:69:VAL:CG1	42:BZ:81:VAL:HG13	2.43	0.49
1:AA:109:A:N7	1:AA:326:G:C2	2.80	0.49
1:AA:37:U:C2	1:AA:397:A:N6	2.63	0.49
1:AA:579:G:H4'	1:AA:728:A:H1'	1.95	0.49
1:AA:767:A:N6	1:AA:813:U:N3	2.57	0.49
1:AA:986:A:H2'	1:AA:987:G:C8	2.47	0.49
16:AM:81:LEU:HA	16:AM:84:ILE:HG12	1.94	0.49
1:AA:1325:C:H5''	24:AU:15:ARG:HE	1.77	0.49
48:B0:45:PHE:CD1	48:B0:78:PHE:CB	2.96	0.49
46:B2:22:ASP:O	46:B2:26:GLU:CD	2.47	0.49
46:B2:25:THR:O	46:B2:26:GLU:C	2.48	0.49
47:B3:13:ILE:O	47:B3:15:TYR:CE1	2.65	0.49
47:B3:50:VAL:CG1	47:B3:53:LEU:HD12	2.42	0.49
49:B4:58:LYS:CG	49:B4:59:PHE:N	2.66	0.49
26:BA:10:G:N1	26:BA:2629:A:C4	2.80	0.49
26:BA:1213:A:N1	26:BA:1237:A:H1'	2.27	0.49
26:BA:1324:G:O3'	26:BA:1325:G:H4'	2.12	0.49
26:BA:1422:G:N2	26:BA:1576:U:C2	2.80	0.49
26:BA:1657:C:H3'	26:BA:1657:C:H6	1.77	0.49
26:BA:1952:A:C2	34:BO:22:ILE:CG1	2.95	0.49
26:BA:574:C:C2	26:BA:2055:C:C6	3.00	0.49
26:BA:2259:G:H2'	26:BA:2260:C:O4'	2.12	0.49
26:BA:2300:G:H1	26:BA:2316:C:H42	1.59	0.49
26:BA:2322:A:P	26:BA:2322:A:O4'	2.71	0.49
26:BA:2398:U:O2'	26:BA:2399:G:P	2.69	0.49
26:BA:2474:C:H2'	26:BA:2475:C:C5'	2.23	0.49
26:BA:2555:U:H2'	26:BA:2556:C:O5'	2.10	0.49
26:BA:2607:G:H2'	26:BA:2608:G:O5'	2.12	0.49
26:BA:2642:G:H2'	26:BA:2643:G:H5'	1.91	0.49
26:BA:2531:A:N3	26:BA:2658:C:H1'	2.26	0.49
26:BA:2834:G:C8	26:BA:2834:G:C3'	2.95	0.49
26:BA:290:G:C8	26:BA:290:G:OP2	2.66	0.49
26:BA:602:G:HO2'	26:BA:655:A:H2	1.59	0.49
26:BA:611:C:H2'	26:BA:611:C:O2	2.11	0.49
26:BA:617:G:C8	26:BA:618:G:N7	2.80	0.49

*Continued on next page...*



*Continued from previous page...*

Atom-1	Atom-2	Interatomic distance (Å)	Clash overlap (Å)
26:BA:792:G:C6	26:BA:2440:C:C6	3.00	0.49
26:BA:994:C:O3'	44:BU:54:LYS:CE	2.41	0.49
26:BA:1817:G:OP2	27:BD:155:ARG:NH2	2.45	0.49
27:BD:213:LYS:HB3	27:BD:215:LYS:O	2.11	0.49
28:BE:305:LYS:O	28:BE:306:ARG:HB2	2.12	0.49
31:BH:10:ILE:HD11	31:BH:48:VAL:O	1.99	0.49
31:BH:140:VAL:HA	31:BH:143:LEU:HD22	1.95	0.49
31:BH:55:SER:HB2	31:BH:60:HIS:CB	2.39	0.49
32:BI:82:LYS:O	32:BI:89:LEU:HD23	2.12	0.49
32:BI:94:THR:HG22	32:BI:97:GLN:CG	2.37	0.49
33:BN:15:ARG:CB	33:BN:43:ARG:HD2	2.22	0.49
33:BN:46:ILE:O	33:BN:47:THR:C	2.49	0.49
35:BP:113:GLN:O	35:BP:115:ARG:CG	2.61	0.49
35:BP:130:ARG:O	35:BP:133:VAL:CB	2.53	0.49
35:BP:71:GLU:HG3	35:BP:72:ASN:H	1.78	0.49
43:BR:105:ARG:O	43:BR:107:ASP:HB3	2.12	0.49
43:BR:110:PRO:O	43:BR:111:LEU:C	2.50	0.49
37:BS:86:LEU:N	37:BS:121:GLY:CA	2.75	0.49
37:BS:81:ALA:C	37:BS:83:LEU:H	2.13	0.49
44:BU:87:ASN:HD22	44:BU:87:ASN:C	2.16	0.49
44:BU:91:ASN:O	44:BU:95:LEU:HD13	2.10	0.49
45:BV:10:LYS:O	45:BV:11:GLN:C	2.50	0.49
40:BX:25:GLN:C	40:BX:26:PHE:CG	2.84	0.49
40:BX:28:VAL:HG22	40:BX:62:LYS:C	2.32	0.49
41:BY:89:ARG:O	41:BY:91:LEU:CD2	2.61	0.49
42:BZ:19:ILE:CG2	42:BZ:39:PHE:HE1	2.25	0.49
42:BZ:26:LYS:O	42:BZ:27:GLU:HB2	2.10	0.49
42:BZ:21:ALA:H	42:BZ:32:PHE:HB2	1.76	0.49
42:BZ:51:LEU:CD2	42:BZ:52:PHE:O	2.60	0.49
1:AA:106:C:H2'	1:AA:107:G:C8	2.47	0.49
1:AA:1229:A:O3'	2:AV:30:G:C5'	2.52	0.49
1:AA:1237:C:O2	1:AA:1335:C:H5'	2.12	0.49
1:AA:280:C:C1'	20:AQ:38:ARG:NE	2.75	0.49
1:AA:25:C:C4	1:AA:558:G:N2	2.80	0.49
1:AA:781:A:H4'	1:AA:1522:U:O2'	2.13	0.49
7:AD:101:LEU:HD22	7:AD:138:TYR:HB3	1.94	0.49
7:AD:8:VAL:HB	7:AD:115:ARG:NH1	2.27	0.49
13:AJ:11:PHE:CE2	13:AJ:65:LEU:HG	2.47	0.49
17:AN:16:PHE:O	17:AN:18:VAL:N	2.45	0.49
3:AW:72:C:C3'	3:AW:73:A:H5'	2.38	0.49
3:AW:75:C:N4	49:B4:28:ARG:CA	2.76	0.49

*Continued on next page...*



*Continued from previous page...*

Atom-1	Atom-2	Interatomic distance (Å)	Clash overlap (Å)
26:BA:969:U:O3'	47:B3:14:GLY:CA	2.61	0.49
26:BA:1129:A:C6	26:BA:2570:G:H4'	2.48	0.49
26:BA:1294:U:O2'	43:BR:26:LYS:HD3	2.12	0.49
26:BA:1398:C:OP1	40:BX:53:ASN:OD1	2.30	0.49
26:BA:1627:G:H1	26:BA:1639:U:H3	1.60	0.49
26:BA:1789:A:H5''	26:BA:1790:C:OP2	2.13	0.49
26:BA:2300:G:HO2'	26:BA:2301:C:H5'	1.73	0.49
26:BA:2294:C:N3	26:BA:2339:G:O6	2.45	0.49
26:BA:2340:G:HO2'	26:BA:2341:G:C5'	2.19	0.49
26:BA:2347:C:N3	26:BA:2348:U:C5	2.80	0.49
26:BA:2359:C:N3	26:BA:2360:A:H2	2.09	0.49
26:BA:2366:A:N7	26:BA:2367:G:C8	2.78	0.49
26:BA:243:U:H5''	26:BA:244:A:OP2	2.11	0.49
26:BA:2519:U:C6	26:BA:2541:A:N6	2.80	0.49
26:BA:2536:G:C3'	26:BA:2537:U:H5'	2.42	0.49
26:BA:2657:A:H8	26:BA:2658:C:H5	1.41	0.49
26:BA:2729:G:N3	26:BA:2730:C:C2	2.80	0.49
26:BA:2839:G:N1	26:BA:2840:C:C2	2.79	0.49
26:BA:2870:C:O2	26:BA:2871:C:N1	2.45	0.49
26:BA:527:C:H6	26:BA:2779:U:N1	2.11	0.49
26:BA:578:A:H2'	26:BA:579:G:H5''	1.94	0.49
26:BA:650:C:OP1	53:B8:19:THR:CB	2.59	0.49
26:BA:662:G:H2'	26:BA:663:G:C8	2.48	0.49
26:BA:807:U:C4'	26:BA:2445:G:H4'	2.43	0.49
25:BB:24:G:C5	25:BB:56:G:N3	2.79	0.49
25:BB:59:A:O3'	25:BB:60:C:H5'	2.13	0.49
27:BD:146:LYS:HB3	27:BD:149:ARG:CG	2.42	0.49
28:BE:177:ALA:C	28:BE:179:ASP:H	2.13	0.49
28:BE:215:LYS:HZ3	28:BE:215:LYS:HB3	1.77	0.49
26:BA:2051:A:C1'	28:BE:238:LEU:HD21	2.42	0.49
28:BE:193:PHE:CD2	28:BE:311:PHE:CD1	3.00	0.49
29:BF:36:ARG:C	29:BF:39:GLN:NE2	2.45	0.49
29:BF:99:SER:O	29:BF:100:LEU:HG	2.13	0.49
30:BG:98:PHE:CB	30:BG:104:PHE:CE2	2.96	0.49
31:BH:69:SER:O	31:BH:72:ALA:N	2.46	0.49
31:BH:8:ILE:CG2	31:BH:9:GLU:H	2.13	0.49
33:BN:52:GLN:HA	33:BN:55:GLU:HG3	1.88	0.49
33:BN:7:ASP:O	33:BN:8:ALA:CB	2.59	0.49
34:BO:104:ARG:HD2	34:BO:104:ARG:N	2.19	0.49
34:BO:43:VAL:CG1	34:BO:54:LYS:HA	2.42	0.49
26:BA:2485:G:H5'	36:BQ:144:THR:CG2	2.34	0.49

*Continued on next page...*



*Continued from previous page...*

Atom-1	Atom-2	Interatomic distance (Å)	Clash overlap (Å)
36:BQ:16:ARG:C	36:BQ:17:ARG:HD3	2.32	0.49
36:BQ:61:LEU:O	36:BQ:63:ALA:C	2.50	0.49
43:BR:34:ILE:HG23	43:BR:35:THR:N	2.03	0.49
26:BA:2021:C:H6	44:BU:25:TRP:CH2	2.29	0.49
26:BA:564:C:C1'	44:BU:37:GLN:OE1	2.59	0.49
45:BV:34:GLU:O	45:BV:35:LEU:CG	2.58	0.49
39:BW:60:ASN:C	39:BW:61:ASN:OD1	2.51	0.49
40:BX:6:LYS:HZ2	40:BX:29:ASP:N	2.09	0.49
41:BY:71:VAL:CG1	41:BY:93:THR:N	2.76	0.49
42:BZ:151:ASP:N	42:BZ:151:ASP:OD1	2.46	0.49
42:BZ:166:LEU:O	42:BZ:167:THR:C	2.50	0.49
42:BZ:2:GLU:O	42:BZ:54:ILE:HG22	1.99	0.49
42:BZ:50:GLY:O	42:BZ:51:LEU:HB3	2.11	0.49
42:BZ:69:VAL:HG13	42:BZ:81:VAL:HA	1.95	0.49
1:AA:1060:C:C5'	13:AJ:51:ARG:HB3	2.43	0.49
1:AA:1277:C:H1'	1:AA:1282:C:H1'	1.94	0.49
1:AA:291:C:H3'	1:AA:305:G:H22	1.78	0.49
1:AA:484:G:C8	1:AA:486:U:C2	3.00	0.49
1:AA:529:G:O6	15:AL:49:ASN:ND2	2.45	0.49
6:AC:122:GLU:HA	6:AC:125:GLU:CG	2.43	0.49
6:AC:135:LYS:NZ	8:AE:53:LEU:HD23	2.28	0.49
7:AD:62:GLN:NE2	7:AD:65:ARG:HD3	2.27	0.49
9:AF:95:GLU:CB	9:AF:96:PRO:HD3	2.29	0.49
17:AN:27:CYS:N	17:AN:43:CYS:HB3	2.27	0.49
1:AA:1220:G:H4'	22:AS:36:ARG:HG2	1.94	0.49
2:AV:59:U:H2'	2:AV:59:U:O2	2.10	0.49
4:AX:117:U:O2'	4:AX:118:C:H5'	2.12	0.49
48:B0:11:LYS:O	48:B0:12:ASN:C	2.51	0.49
26:BA:855:G:N2	48:B0:24:LYS:O	2.32	0.49
26:BA:2354:G:C4	48:B0:32:LYS:HE2	2.46	0.49
50:B5:16:ARG:O	50:B5:17:ASP:C	2.49	0.49
51:B6:8:ILE:HD13	51:B6:29:ARG:CZ	2.43	0.49
51:B6:31:THR:O	51:B6:32:GLN:O	2.31	0.49
51:B6:37:LEU:CD2	51:B6:51:ARG:CG	2.52	0.49
54:B9:4:ARG:C	54:B9:36:GLN:HA	2.33	0.49
26:BA:1332:G:C5	26:BA:1609:A:C6	3.00	0.49
26:BA:1497:U:H6	26:BA:1497:U:O5'	1.96	0.49
26:BA:1547:C:H2'	26:BA:1548:C:C6	2.47	0.49
26:BA:1644:C:H2'	26:BA:1645:G:H8	1.76	0.49
26:BA:1912:A:C5	26:BA:1918:A:H2	2.30	0.49
26:BA:218:A:N6	26:BA:235:U:O2'	2.45	0.49

*Continued on next page...*



*Continued from previous page...*

Atom-1	Atom-2	Interatomic distance (Å)	Clash overlap (Å)
26:BA:2215:G:O2'	26:BA:2216:G:C4'	2.58	0.49
26:BA:2322:A:N7	26:BA:2323:G:N7	2.60	0.49
26:BA:2365:G:OP1	48:B0:40:GLN:O	2.30	0.49
26:BA:2492:U:O2'	26:BA:2493:U:P	2.68	0.49
26:BA:2523:G:N2	26:BA:2541:A:H1'	2.28	0.49
26:BA:2540:C:H2'	26:BA:2541:A:O5'	2.12	0.49
26:BA:2604:U:C2'	26:BA:2604:U:O2	2.52	0.49
26:BA:2606:C:O2	26:BA:2607:G:N9	2.46	0.49
26:BA:2703:C:O4'	26:BA:2703:C:O2	2.29	0.49
26:BA:2819:G:C5'	26:BA:2821:A:H62	2.17	0.49
26:BA:452:G:C2	26:BA:458:G:C2	3.01	0.49
26:BA:527:C:O4'	26:BA:2779:U:C2	2.66	0.49
26:BA:80:G:O5'	26:BA:80:G:H8	1.95	0.49
26:BA:974(A):C:OP2	26:BA:1186:G:N2	2.45	0.49
27:BD:107:LYS:HG2	27:BD:108:ASN:N	2.27	0.49
28:BE:176:HIS:HA	28:BE:179:ASP:OD1	2.13	0.49
28:BE:222:ARG:HG2	28:BE:232:ARG:H	1.75	0.49
29:BF:145:GLU:HG3	29:BF:196:THR:CG2	2.43	0.49
31:BH:66:THR:HG22	31:BH:67:THR:H	1.77	0.49
32:BI:108:LEU:HD23	32:BI:109:LYS:C	2.33	0.49
33:BN:12:VAL:C	33:BN:38:VAL:CB	2.79	0.49
35:BP:116:HIS:CD2	35:BP:118:LEU:HD21	2.48	0.49
35:BP:129:ALA:C	35:BP:131:GLU:N	2.65	0.49
36:BQ:122:PHE:CB	36:BQ:136:TRP:HZ2	2.25	0.49
43:BR:22:ARG:HH21	43:BR:69:ASP:HB3	1.77	0.49
44:BU:36:PHE:O	44:BU:39:LEU:HB3	2.07	0.49
44:BU:68:GLY:C	44:BU:70:ARG:N	2.64	0.49
45:BV:40:VAL:HG13	45:BV:55:THR:CG2	2.41	0.49
45:BV:93:ILE:O	45:BV:95:ILE:HD13	2.12	0.49
45:BV:61:VAL:CG1	45:BV:96:LEU:N	2.75	0.49
39:BW:5:ALA:HB2	39:BW:54:ALA:CB	2.34	0.49
39:BW:85:VAL:HG12	39:BW:95:ILE:CG1	2.43	0.49
41:BY:16:LEU:O	41:BY:19:ARG:N	2.40	0.49
1:AA:1232:U:H5''	12:AI:124:GLN:O	2.13	0.49
1:AA:1268:A:H4'	24:AU:20:LYS:HB2	1.68	0.49
1:AA:1319:A:OP1	22:AS:70:LYS:HE2	2.13	0.49
1:AA:501:C:OP1	15:AL:124:LYS:HD3	2.12	0.49
1:AA:986:A:C4	22:AS:54:GLY:O	2.66	0.49
13:AJ:47:PHE:HE1	13:AJ:63:PHE:HB2	1.78	0.49
22:AS:44:MET:HA	22:AS:47:HIS:CD2	2.48	0.49
1:AA:986:A:C2	22:AS:52:TYR:CZ	2.86	0.49

*Continued on next page...*



*Continued from previous page...*

Atom-1	Atom-2	Interatomic distance (Å)	Clash overlap (Å)
46:B2:50:ARG:O	46:B2:53:ILE:HD12	2.13	0.49
46:B2:51:LYS:O	46:B2:53:ILE:N	2.45	0.49
47:B3:12:PRO:HG2	47:B3:20:LYS:HZ3	1.74	0.49
52:B7:35:ARG:O	52:B7:36:ALA:C	2.50	0.49
26:BA:126:A:OP2	52:B7:44:VAL:HG21	2.13	0.49
26:BA:1085:A:H1'	26:BA:1086:A:C4'	2.43	0.49
26:BA:110:G:C6	26:BA:111:A:C6	3.00	0.49
26:BA:129:C:H5'	26:BA:1599:C:O2'	2.12	0.49
26:BA:1496:A:H8	26:BA:1496:A:O5'	1.93	0.49
26:BA:1796:U:H2'	26:BA:1797:C:C5	2.47	0.49
26:BA:1952:A:C2'	26:BA:2560:C:O2'	2.60	0.49
26:BA:1944:U:H4'	26:BA:1955:U:O2'	2.13	0.49
26:BA:2242:G:C2	26:BA:2243:U:C6	2.99	0.49
26:BA:2287:A:N1	26:BA:2289:G:C4	2.81	0.49
26:BA:2297:C:O2'	26:BA:2298:A:C5'	2.61	0.49
26:BA:2322:A:N3	26:BA:2322:A:C2'	2.76	0.49
26:BA:2349:G:N1	26:BA:2369:A:N1	2.60	0.49
26:BA:2358:G:C6	26:BA:2359:C:C2	3.00	0.49
26:BA:2373:G:H2'	26:BA:2374:C:C6	2.47	0.49
26:BA:2402:C:C6	26:BA:2402:C:O5'	2.65	0.49
26:BA:2410:G:C2	26:BA:2411:A:C5	3.01	0.49
26:BA:2416:C:C2'	26:BA:2417:C:H5'	2.31	0.49
26:BA:2431:U:N3	26:BA:2433:A:OP2	2.43	0.49
26:BA:2523:G:H2'	26:BA:2524:G:C5'	2.37	0.49
26:BA:2556:C:C3'	26:BA:2557:G:C5'	2.78	0.49
26:BA:2564:A:N6	26:BA:2565:A:N6	2.60	0.49
26:BA:2509:G:C4	26:BA:2580:U:O2	2.65	0.49
26:BA:2625:G:H2'	26:BA:2626:C:H6	1.71	0.49
26:BA:2543:G:O2'	26:BA:2645:G:C5	2.62	0.49
26:BA:2653:U:N3	26:BA:2654:A:C5	2.79	0.49
26:BA:270(A):A:H62	26:BA:270(Z):U:H5''	1.78	0.49
26:BA:2722:G:C5	26:BA:2723:C:C5	3.01	0.49
26:BA:2731:G:H4'	28:BE:264:LEU:HD12	1.94	0.49
26:BA:2854:G:C2	26:BA:2864:G:C4	3.00	0.49
26:BA:1:G:C6	26:BA:2902:C:N4	2.71	0.49
26:BA:678:C:N4	26:BA:799:G:H1	2.11	0.49
26:BA:1819:A:C5'	27:BD:157:ALA:HB2	2.34	0.49
28:BE:176:HIS:HA	28:BE:179:ASP:CG	2.33	0.49
29:BF:197:SER:O	29:BF:238:SER:HB3	2.13	0.49
30:BG:29:HIS:HE2	30:BG:64:ARG:HH22	1.61	0.49
30:BG:35:ALA:O	30:BG:36:ASN:HB2	2.12	0.49

*Continued on next page...*



*Continued from previous page...*

Atom-1	Atom-2	Interatomic distance (Å)	Clash overlap (Å)
30:BG:47:GLN:CD	30:BG:75:LEU:HD23	2.33	0.49
30:BG:98:PHE:HB3	30:BG:104:PHE:HE2	1.78	0.49
31:BH:36:PHE:C	31:BH:37:HIS:HD1	2.16	0.49
32:BI:43:ASN:CA	32:BI:46:ALA:H	2.26	0.49
35:BP:116:HIS:CD2	35:BP:118:LEU:CD1	2.71	0.49
35:BP:60:GLU:O	35:BP:61:ALA:HB3	2.12	0.49
36:BQ:85:ILE:HA	36:BQ:122:PHE:CD2	2.47	0.49
43:BR:105:ARG:CZ	43:BR:105:ARG:H	2.26	0.49
43:BR:28:LEU:C	43:BR:28:LEU:CD1	2.81	0.49
43:BR:28:LEU:C	43:BR:30:THR:N	2.66	0.49
43:BR:38:VAL:CG2	43:BR:99:LYS:HE3	2.40	0.49
43:BR:63:ARG:NH2	43:BR:77:ARG:HA	2.28	0.49
37:BS:115:VAL:HG12	37:BS:116:PHE:N	2.28	0.49
37:BS:76:GLY:HA2	37:BS:82:TYR:HB2	1.94	0.49
37:BS:86:LEU:O	37:BS:87:LEU:C	2.50	0.49
44:BU:44:THR:O	44:BU:47:TYR:CB	2.38	0.49
39:BW:45:TYR:O	39:BW:48:ALA:HB3	2.13	0.49
40:BX:14:ALA:O	40:BX:15:MET:C	2.51	0.49
41:BY:9:LYS:NZ	41:BY:13:ARG:CZ	2.76	0.49
42:BZ:110:GLY:C	42:BZ:112:LEU:N	2.65	0.49
42:BZ:6:LYS:CB	42:BZ:31:SER:HB3	2.43	0.49
1:AA:1061:G:OP1	13:AJ:59:SER:HA	2.13	0.49
1:AA:1233:G:H2'	1:AA:1234:C:C6	2.47	0.49
1:AA:1259:C:O2	1:AA:1283:G:N3	2.45	0.49
1:AA:1378:C:H2'	1:AA:1378:C:O2	2.13	0.49
1:AA:922:G:O2'	1:AA:1398:A:N1	2.42	0.49
7:AD:68:TYR:CZ	7:AD:97:LEU:HB3	2.48	0.49
16:AM:81:LEU:HD21	16:AM:88:ARG:HE	1.76	0.49
21:AR:58:LEU:HD22	21:AR:62:GLU:HG2	1.95	0.49
26:BA:464:U:O2'	52:B7:12:ARG:NH2	2.46	0.49
26:BA:650:C:H5'	53:B8:17:THR:HB	1.93	0.49
26:BA:1062:G:H2'	26:BA:1062:G:N3	2.28	0.49
26:BA:564:C:O2'	26:BA:1252:G:O6	2.29	0.49
26:BA:1264:G:H3'	26:BA:1265:A:C5'	2.43	0.49
26:BA:1359:A:N7	26:BA:1372:U:O4	2.46	0.49
26:BA:145:G:H2'	26:BA:146:G:H8	1.78	0.49
26:BA:1968:G:C8	26:BA:1968:G:H3'	2.47	0.49
26:BA:1764:G:N2	26:BA:1989:G:H1'	2.27	0.49
26:BA:2023:G:H2'	26:BA:2024:G:C8	2.48	0.49
26:BA:2205:C:N4	26:BA:2206:C:H41	2.11	0.49
26:BA:2239:G:C5	26:BA:2240:C:C5	3.00	0.49

*Continued on next page...*



*Continued from previous page...*

Atom-1	Atom-2	Interatomic distance (Å)	Clash overlap (Å)
26:BA:2254:C:C2'	26:BA:2255:G:O5'	2.61	0.49
26:BA:2329:G:N3	26:BA:2330:G:C8	2.80	0.49
26:BA:2340:G:C2'	26:BA:2341:G:O5'	2.61	0.49
26:BA:2392:A:C5	26:BA:2393:A:C5	3.01	0.49
26:BA:2571:C:H2'	26:BA:2572:A:OP1	2.12	0.49
26:BA:225:A:HO2'	26:BA:257:A:H4'	1.75	0.49
26:BA:2022:U:H2'	26:BA:2617:C:C4'	2.43	0.49
26:BA:2544:G:C4'	26:BA:2645:G:N7	2.74	0.49
26:BA:2821:A:H2'	26:BA:2822:G:H1'	1.92	0.49
26:BA:297:C:H3'	26:BA:298:G:C8	2.48	0.49
26:BA:38:A:N3	29:BF:46:TYR:CZ	2.81	0.49
26:BA:529:A:O2'	26:BA:530:G:P	2.71	0.49
26:BA:67:U:C2	26:BA:68:G:N7	2.81	0.49
26:BA:974:G:C6	45:BV:80:TYR:CE2	3.00	0.49
27:BD:124:LYS:O	27:BD:127:ASN:ND2	2.46	0.49
27:BD:134:ILE:CG2	27:BD:163:VAL:HG21	2.43	0.49
27:BD:76:ARG:HG2	27:BD:76:ARG:NH1	2.28	0.49
28:BE:207:GLY:N	28:BE:257:GLY:O	2.46	0.49
26:BA:1654:A:O2'	28:BE:210:THR:O	2.26	0.49
29:BF:113:SER:O	29:BF:114:ALA:C	2.51	0.49
29:BF:223:LEU:O	29:BF:231:ARG:CG	2.61	0.49
30:BG:99:ASP:N	30:BG:104:PHE:HD2	1.96	0.49
31:BH:10:ILE:CG1	31:BH:49:ILE:HG13	2.43	0.49
31:BH:62:ALA:O	31:BH:63:LEU:C	2.51	0.49
55:BK:131:THR:C	55:BK:133:LYS:H	2.15	0.49
26:BA:1139:G:P	33:BN:46:ILE:CG2	3.00	0.49
34:BO:77:ILE:O	34:BO:78:ARG:HG2	2.12	0.49
43:BR:20:LEU:HD12	43:BR:21:TYR:CE2	2.43	0.49
45:BV:39:PHE:HE2	45:BV:41:GLY:C	2.11	0.49
40:BX:9:HIS:ND1	40:BX:27:ALA:HA	2.10	0.49
40:BX:52:VAL:HA	40:BX:65:VAL:O	2.13	0.49
42:BZ:95:SER:CA	42:BZ:122:ILE:HA	2.40	0.49
42:BZ:95:SER:HB3	42:BZ:122:ILE:HG12	1.89	0.49
1:AA:130:A:H8	1:AA:130:A:OP1	1.95	0.49
1:AA:392:G:O5'	19:AP:12:LYS:HE2	2.13	0.49
1:AA:596:C:H2'	1:AA:597:G:H8	1.78	0.49
5:AB:73:THR:HG21	5:AB:97:TRP:H	1.77	0.49
7:AD:100:ARG:HB2	7:AD:103:ASN:HB3	1.95	0.49
7:AD:126:ILE:O	7:AD:132:ARG:HB3	2.13	0.49
7:AD:3:ARG:HH22	7:AD:74:GLN:HE22	1.47	0.49
12:AI:104:ARG:O	12:AI:105:ASP:HB2	2.13	0.49

*Continued on next page...*



*Continued from previous page...*

Atom-1	Atom-2	Interatomic distance (Å)	Clash overlap (Å)
12:AI:115:GLY:O	12:AI:116:LYS:C	2.52	0.49
13:AJ:8:LEU:HB2	13:AJ:70:ARG:HB2	1.94	0.49
13:AJ:63:PHE:HE2	17:AN:49:HIS:CE1	2.30	0.49
47:B3:31:LEU:HD21	47:B3:32:GLN:HB3	1.90	0.49
50:B5:25:LEU:C	50:B5:26:THR:HG23	2.25	0.49
26:BA:2419:U:P	53:B8:41:ILE:CD1	2.98	0.49
53:B8:61:MET:O	53:B8:63:PRO:CD	2.46	0.49
26:BA:1031:G:C2'	54:B9:8:LYS:NZ	2.76	0.49
26:BA:1059:G:C4	55:BK:127:ILE:CD1	2.85	0.49
26:BA:489:G:C8	26:BA:1284:A:N3	2.81	0.49
26:BA:963:U:C2'	26:BA:2250:G:N2	2.55	0.49
26:BA:2315:G:O4'	30:BG:133:ASN:ND2	2.46	0.49
26:BA:2399:G:C2	26:BA:2400:G:N9	2.81	0.49
26:BA:2434:A:O2'	26:BA:2435:A:C5'	2.60	0.49
26:BA:2493:U:O2'	26:BA:2494:G:O5'	2.31	0.49
26:BA:2543:G:C3'	26:BA:2544:G:H5'	2.43	0.49
26:BA:2553:G:C8	26:BA:2554:U:C1'	2.95	0.49
26:BA:2565:A:O3'	26:BA:2566:A:H4'	2.09	0.49
26:BA:2645:G:C8	26:BA:2645:G:OP2	2.66	0.49
26:BA:2655:G:O2'	26:BA:2656:U:C5	2.66	0.49
26:BA:2712:U:H5''	26:BA:2714:G:C4'	2.43	0.49
26:BA:2769:C:O2	26:BA:2770:G:C1'	2.59	0.49
26:BA:280:C:O2	26:BA:283:A:N1	2.46	0.49
26:BA:2885:C:N3	26:BA:2886:G:N9	2.61	0.49
26:BA:29:U:O3'	44:BU:8:ILE:HG13	2.13	0.49
26:BA:446:G:OP1	44:BU:3:ARG:HB2	2.13	0.49
26:BA:530:G:N1	26:BA:2021:C:C2	2.81	0.49
26:BA:641:C:H2'	26:BA:642:G:O4'	2.13	0.49
26:BA:880:G:H1	26:BA:897:C:H42	1.61	0.49
27:BD:170:TYR:C	27:BD:182:MET:SD	2.92	0.49
27:BD:62:ARG:HH22	27:BD:83:ASP:HB3	1.78	0.49
28:BE:252:GLN:C	28:BE:254:GLY:N	2.67	0.49
29:BF:167:ASP:HB2	29:BF:232:LEU:HB2	1.95	0.49
29:BF:55:ARG:CG	29:BF:56:THR:N	2.68	0.49
31:BH:43:THR:HG21	31:BH:51:VAL:C	2.33	0.49
32:BI:6:LEU:HD22	32:BI:6:LEU:O	2.13	0.49
55:BK:19:THR:CG2	55:BK:39:CYS:CB	2.91	0.49
33:BN:74:ARG:HD2	33:BN:141:ALA:C	2.32	0.49
38:BT:37:GLU:CG	38:BT:38:ASN:N	2.38	0.49
38:BT:5:GLU:O	38:BT:6:CYS:C	2.49	0.49
41:BY:33:GLU:C	41:BY:35:TYR:N	2.66	0.49

*Continued on next page...*



*Continued from previous page...*

Atom-1	Atom-2	Interatomic distance (Å)	Clash overlap (Å)
41:BY:51:LEU:CD2	41:BY:52:ARG:HG3	2.41	0.49
41:BY:51:LEU:HD22	41:BY:95:ASN:CB	2.43	0.49
1:AA:1172:C:H2'	1:AA:1173:G:H8	1.78	0.48
1:AA:1068:G:H5'	1:AA:1388:C:H5'	1.95	0.48
1:AA:668:G:N3	18:AO:46:HIS:CE1	2.81	0.48
7:AD:79:PHE:HB2	7:AD:93:PHE:CZ	2.48	0.48
16:AM:77:ASN:O	16:AM:81:LEU:HD13	2.13	0.48
20:AQ:29:HIS:N	20:AQ:33:GLY:O	2.46	0.48
1:AA:1269:A:H4'	24:AU:18:TYR:O	2.12	0.48
26:BA:929:G:HO2'	47:B3:43:ILE:HG12	1.78	0.48
50:B5:34:PRO:HG2	50:B5:35:GLN:H	1.77	0.48
53:B8:4:MET:CE	53:B8:4:MET:N	2.76	0.48
26:BA:1513:C:H6	26:BA:1513:C:H3'	1.77	0.48
26:BA:1804:C:N4	26:BA:1813:G:H1	2.11	0.48
26:BA:1851:U:H3	26:BA:1891:G:H1	1.60	0.48
26:BA:2093:G:O2'	32:BI:29:PHE:CD2	2.66	0.48
26:BA:2182:G:C2	26:BA:2183:C:N3	2.81	0.48
26:BA:2207:C:C4	26:BA:2218:G:C6	3.00	0.48
26:BA:2251:G:C5'	36:BQ:102:ARG:HH22	2.22	0.48
26:BA:2326:C:C2'	26:BA:2326:C:O2	2.41	0.48
26:BA:2331:G:C5	26:BA:2332:U:C2	2.99	0.48
26:BA:2439:A:N3	26:BA:2439:A:O2'	2.45	0.48
26:BA:2478:A:H2'	26:BA:2479:G:C5'	2.42	0.48
26:BA:2519:U:O2	26:BA:2542:A:N1	2.46	0.48
26:BA:2549:G:C2	26:BA:2550:G:N7	2.81	0.48
26:BA:2438:U:OP1	26:BA:2600:A:H5'	2.13	0.48
2:AV:74:C:H5'	26:BA:2602:A:H3'	1.95	0.48
26:BA:2622:C:O2	26:BA:2623:G:H8	1.79	0.48
26:BA:2647:U:O2	26:BA:2648:C:C5	2.66	0.48
26:BA:2739:U:HO2'	26:BA:2740:A:H5''	1.75	0.48
26:BA:2808:U:H5''	26:BA:2809:A:OP2	2.13	0.48
26:BA:366:C:H2'	26:BA:366:C:O2	2.12	0.48
26:BA:458:G:H5'	52:B7:39:ARG:HD3	1.94	0.48
26:BA:511:U:C5	26:BA:512:G:H1'	2.48	0.48
26:BA:584:C:OP2	44:BU:10:ARG:NH2	2.38	0.48
26:BA:729:G:H8	26:BA:764:A:OP1	1.95	0.48
26:BA:961:C:C4	26:BA:2031:A:C2	3.01	0.48
26:BA:974:G:C3'	45:BV:82:ARG:CZ	2.91	0.48
25:BB:60:C:H2'	25:BB:61:G:C8	2.48	0.48
27:BD:128:ALA:CA	27:BD:190:THR:HA	2.43	0.48
29:BF:200:PRO:HD3	29:BF:214:THR:HG22	1.94	0.48

*Continued on next page...*



*Continued from previous page...*

Atom-1	Atom-2	Interatomic distance (Å)	Clash overlap (Å)
31:BH:147:ILE:CD1	31:BH:150:VAL:HB	2.28	0.48
31:BH:159:LYS:N	31:BH:162:ARG:NH1	2.61	0.48
55:BK:117:ASN:N	55:BK:117:ASN:OD1	2.45	0.48
55:BK:22:PRO:CB	55:BK:23:PRO:HD3	2.43	0.48
34:BO:114:ILE:O	34:BO:115:ILE:C	2.51	0.48
35:BP:71:GLU:C	35:BP:73:VAL:H	2.16	0.48
36:BQ:56:ILE:HD11	36:BQ:113:ALA:O	2.09	0.48
43:BR:100:LEU:HD21	43:BR:113:LEU:HB3	1.94	0.48
43:BR:58:GLY:O	43:BR:59:ASP:CB	2.59	0.48
44:BU:39:LEU:HB3	44:BU:40:LEU:CD2	2.41	0.48
45:BV:18:ASP:OD2	45:BV:94:LYS:HE2	2.13	0.48
40:BX:50:GLU:CD	40:BX:50:GLU:H	2.15	0.48
40:BX:77:VAL:O	40:BX:78:ALA:C	2.51	0.48
41:BY:34:GLU:O	41:BY:35:TYR:CG	2.65	0.48
26:BA:439:G:C3'	41:BY:6:LYS:NZ	2.75	0.48
42:BZ:142:ASN:O	42:BZ:171:VAL:HG21	2.13	0.48
42:BZ:20:ALA:O	42:BZ:21:ALA:HB2	2.13	0.48
1:AA:1233:G:OP1	12:AI:123:PRO:HA	2.14	0.48
1:AA:235:C:H2'	1:AA:236:G:H8	1.78	0.48
1:AA:31:G:O2'	1:AA:46:G:C5'	2.44	0.48
1:AA:323:U:H3	1:AA:327:A:N6	2.10	0.48
1:AA:765:G:N1	1:AA:812:C:H1'	2.28	0.48
1:AA:22:G:O2'	1:AA:913:A:N1	2.37	0.48
5:AB:70:PHE:O	5:AB:92:TYR:HA	2.13	0.48
15:AL:54:LYS:CG	15:AL:75:HIS:CE1	2.88	0.48
17:AN:26:ARG:HH12	17:AN:46:GLU:HB2	1.78	0.48
20:AQ:90:ILE:HA	20:AQ:93:GLN:HB2	1.95	0.48
49:B4:14:ILE:HD11	49:B4:39:VAL:CG2	2.43	0.48
26:BA:1065:U:H3'	26:BA:1066:U:H5''	1.95	0.48
26:BA:1239:G:C2'	26:BA:1240:U:H6	2.26	0.48
26:BA:1321:A:H2'	26:BA:1321:A:N3	2.28	0.48
26:BA:1626:G:N7	26:BA:1634:A:C2	2.78	0.48
26:BA:2089:U:H3	26:BA:2231:C:N4	2.05	0.48
26:BA:2206:C:H2'	26:BA:2207:C:C6	2.48	0.48
26:BA:222:A:O5'	26:BA:271(B):G:N2	2.46	0.48
26:BA:2239:G:C2	26:BA:2240:C:C6	3.01	0.48
26:BA:2237:G:O2'	26:BA:2239:G:N7	2.47	0.48
26:BA:2259:G:C8	26:BA:2260:C:C6	3.00	0.48
26:BA:2261:C:OP2	48:B0:14:ARG:CB	2.57	0.48
26:BA:911:A:H1'	26:BA:2264:C:O4'	2.13	0.48
26:BA:2271:G:O2'	26:BA:2272:U:C5'	2.57	0.48

*Continued on next page...*



*Continued from previous page...*

Atom-1	Atom-2	Interatomic distance (Å)	Clash overlap (Å)
26:BA:2298:A:C4	26:BA:2321:G:N1	2.79	0.48
26:BA:2354:G:C4	26:BA:2355:C:C6	3.01	0.48
26:BA:2423:U:O4'	26:BA:2425:A:N7	2.46	0.48
26:BA:199:A:N6	26:BA:2434:A:C6	2.81	0.48
26:BA:2513:G:C6	26:BA:2514:U:N3	2.81	0.48
26:BA:2045:C:C2	26:BA:2624:G:C2	2.95	0.48
26:BA:2628:C:H1'	26:BA:2781:A:N3	2.29	0.48
26:BA:2633:G:H2'	26:BA:2634:G:O5'	2.13	0.48
26:BA:2805:G:H3'	26:BA:2807:G:C5'	2.43	0.48
26:BA:2832:U:O2'	26:BA:2834:G:C4	2.61	0.48
26:BA:2857:G:N2	26:BA:2860:A:OP2	2.40	0.48
26:BA:2865:U:N3	26:BA:2866:U:C4	2.80	0.48
26:BA:391:G:H2'	26:BA:392:C:H6	1.76	0.48
26:BA:530:G:H1'	26:BA:532:A:P	2.54	0.48
26:BA:823:G:H2'	26:BA:824:A:C8	2.48	0.48
27:BD:65:ASP:OD2	27:BD:101:ARG:HD3	2.13	0.48
27:BD:103:ILE:HG13	27:BD:104:ILE:CD1	2.21	0.48
27:BD:167:GLU:CB	27:BD:170:TYR:HD1	1.99	0.48
27:BD:206:LYS:HD3	27:BD:206:LYS:H	1.77	0.48
29:BF:221:GLU:O	29:BF:222:ASP:C	2.50	0.48
29:BF:37:ALA:HB2	29:BF:102:LEU:CG	2.43	0.48
31:BH:104:LEU:N	31:BH:104:LEU:HD12	2.27	0.48
32:BI:114:LYS:O	32:BI:115:ILE:C	2.51	0.48
32:BI:1:MET:HB3	32:BI:22:ALA:H	1.77	0.48
33:BN:12:VAL:O	33:BN:38:VAL:CB	2.60	0.48
33:BN:41:ALA:O	33:BN:132:LEU:O	2.31	0.48
35:BP:115:ARG:C	35:BP:117:GLU:H	2.16	0.48
36:BQ:111:THR:HG22	36:BQ:112:ALA:N	2.27	0.48
44:BU:109:LEU:C	44:BU:111:ASP:N	2.64	0.48
44:BU:8:ILE:N	44:BU:11:ARG:HH11	1.90	0.48
44:BU:39:LEU:O	44:BU:41:ASN:CA	2.62	0.48
44:BU:66:ASN:OD1	44:BU:66:ASN:N	2.29	0.48
44:BU:72:HIS:ND1	44:BU:110:VAL:CG2	2.77	0.48
40:BX:46:ASP:O	40:BX:47:VAL:C	2.50	0.48
42:BZ:126:GLY:C	42:BZ:129:ARG:HB2	2.17	0.48
42:BZ:128:ARG:O	42:BZ:129:ARG:HG2	2.13	0.48
42:BZ:139:THR:O	42:BZ:140:LYS:CB	2.60	0.48
42:BZ:1:MET:O	42:BZ:2:GLU:CB	2.61	0.48
42:BZ:29:ASN:O	42:BZ:30:VAL:HG22	2.13	0.48
42:BZ:52:PHE:H	42:BZ:65:LEU:CD1	2.26	0.48
42:BZ:54:ILE:HG23	42:BZ:55:THR:H	1.78	0.48

*Continued on next page...*



*Continued from previous page...*

Atom-1	Atom-2	Interatomic distance (Å)	Clash overlap (Å)
1:AA:994:A:N1	1:AA:1047:G:C4'	2.76	0.48
1:AA:977:A:C4	1:AA:1223:C:C5	3.01	0.48
1:AA:1225:A:OP2	1:AA:1226:C:C5	2.66	0.48
1:AA:1343:G:H4'	12:AI:122:ALA:HB3	1.94	0.48
1:AA:671:G:C2	1:AA:672:U:C2	3.00	0.48
1:AA:868:C:H1'	1:AA:873:A:C4	2.48	0.48
5:AB:181:PHE:CD1	11:AH:71:GLY:HA3	2.48	0.48
12:AI:26:VAL:HB	12:AI:33:PHE:HB2	1.95	0.48
46:B2:34:GLN:O	46:B2:35:ALA:O	2.31	0.48
47:B3:30:ARG:NE	47:B3:33:GLN:CB	2.77	0.48
51:B6:37:LEU:CD2	51:B6:51:ARG:N	2.75	0.48
52:B7:10:ARG:O	52:B7:13:ALA:HB3	2.13	0.48
52:B7:9:ASN:O	52:B7:10:ARG:O	2.28	0.48
54:B9:29:ASN:HB3	54:B9:32:HIS:ND1	2.28	0.48
26:BA:1022:G:C2	26:BA:1140:C:C4	3.01	0.48
26:BA:142(A):A:OP1	26:BA:1143:A:H8	1.95	0.48
26:BA:585:G:N1	26:BA:1251:C:C5	2.81	0.48
26:BA:1251:C:C5'	44:BU:10:ARG:CG	2.92	0.48
26:BA:489:G:C8	26:BA:1284:A:C2	3.01	0.48
26:BA:197:A:H61	26:BA:248:G:N2	2.11	0.48
26:BA:2092:U:H5	26:BA:2227:A:N6	2.12	0.48
26:BA:221:A:H4'	26:BA:222:A:O5'	2.12	0.48
26:BA:2354:G:C5	26:BA:2355:C:C5	3.01	0.48
26:BA:2463:C:C2	26:BA:2464:C:C6	2.93	0.48
26:BA:2517:C:O2'	26:BA:2518:A:P	2.71	0.48
26:BA:2586:C:H3'	26:BA:2586:C:C6	2.49	0.48
26:BA:2633:G:H8	26:BA:2633:G:OP2	1.95	0.48
26:BA:2644:G:H3'	26:BA:2644:G:C8	2.47	0.48
26:BA:2817:G:N2	26:BA:2818:G:H1'	2.28	0.48
26:BA:2842:G:N2	26:BA:2876:G:C4	2.81	0.48
26:BA:307:G:N2	26:BA:310:A:O4'	2.45	0.48
26:BA:585:G:H2'	26:BA:586:A:C8	2.47	0.48
26:BA:647:G:H2'	26:BA:648:G:C8	2.46	0.48
26:BA:687:C:H5''	52:B7:4:THR:CG2	2.42	0.48
26:BA:818:G:C4	26:BA:1187:G:N2	2.81	0.48
26:BA:997:G:OP1	44:BU:92:ARG:HB2	2.12	0.48
27:BD:108:ASN:CG	27:BD:109:LEU:N	2.64	0.48
27:BD:141:HIS:NE2	27:BD:191:VAL:O	2.44	0.48
26:BA:1655:A:C4'	28:BE:211:GLN:HA	2.40	0.48
28:BE:225:LYS:O	28:BE:226:HIS:CG	2.66	0.48
29:BF:197:SER:O	29:BF:238:SER:CB	2.61	0.48

*Continued on next page...*



*Continued from previous page...*

Atom-1	Atom-2	Interatomic distance (Å)	Clash overlap (Å)
29:BF:32:GLY:O	29:BF:35:VAL:CA	2.61	0.48
29:BF:6:TYR:CD1	29:BF:139:VAL:CG1	2.96	0.48
31:BH:101:LYS:CE	31:BH:115:GLU:CG	2.90	0.48
31:BH:102:LEU:N	31:BH:102:LEU:CD2	2.70	0.48
31:BH:101:LYS:CB	31:BH:113:GLU:CD	2.81	0.48
31:BH:93:TYR:CD2	31:BH:159:LYS:HE2	2.48	0.48
32:BI:68:LEU:HB3	32:BI:72:LEU:HD21	1.94	0.48
55:BK:38:PHE:HZ	55:BK:65:SER:C	2.16	0.48
33:BN:21:ARG:CA	33:BN:24:SER:OG	2.61	0.48
34:BO:91:LYS:HB3	34:BO:111:PHE:HE2	1.77	0.48
35:BP:76:LEU:CB	35:BP:81:VAL:CG2	2.91	0.48
37:BS:106:LEU:C	37:BS:107:ASN:O	2.44	0.48
44:BU:8:ILE:C	44:BU:11:ARG:CD	2.81	0.48
45:BV:22:VAL:CG1	45:BV:23:GLU:N	2.76	0.48
41:BY:20:HIS:O	41:BY:23:VAL:N	2.46	0.48
41:BY:28:SER:HB3	41:BY:99:THR:CA	2.34	0.48
41:BY:49:GLU:OE2	41:BY:49:GLU:C	2.51	0.48
42:BZ:148:THR:HB	42:BZ:166:LEU:O	2.13	0.48
42:BZ:66:VAL:CG2	42:BZ:69:VAL:CG2	2.91	0.48
1:AA:1302:U:P	16:AM:13:LYS:NZ	2.87	0.48
1:AA:1305:G:O2'	1:AA:1331:G:N2	2.46	0.48
1:AA:1287:A:N6	1:AA:1371:G:C4'	2.73	0.48
1:AA:15:G:O6	1:AA:1396:A:C6	2.66	0.48
1:AA:246:A:HO2'	20:AQ:99:SER:HA	1.79	0.48
1:AA:834:C:H2'	1:AA:835:U:C6	2.48	0.48
1:AA:880:C:OP2	15:AL:8:ASN:HB2	2.13	0.48
1:AA:988:G:N3	1:AA:1015:A:C2	2.82	0.48
13:AJ:47:PHE:CE1	13:AJ:63:PHE:HB2	2.49	0.48
16:AM:92:HIS:CE1	16:AM:98:VAL:CG2	2.95	0.48
47:B3:3:ARG:HH11	47:B3:3:ARG:HG2	1.79	0.48
49:B4:46:GLU:CD	49:B4:54:GLY:HA3	2.29	0.48
51:B6:49:VAL:C	51:B6:50:PHE:CD1	2.87	0.48
26:BA:1140:C:H4'	26:BA:142(A):A:N1	2.27	0.48
26:BA:1197:G:N3	26:BA:1250:G:C2	2.81	0.48
26:BA:119:A:O2'	26:BA:120:U:P	2.72	0.48
26:BA:125:G:C5'	52:B7:19:ARG:HD2	2.44	0.48
26:BA:1278:A:H5''	43:BR:34:ILE:CG2	2.44	0.48
26:BA:1474:C:H2'	26:BA:1475:G:N7	2.29	0.48
26:BA:1651:G:H2'	26:BA:1652:A:H8	1.76	0.48
26:BA:1906:G:C1'	26:BA:1929:G:C8	2.96	0.48
26:BA:2234:G:C6	26:BA:2235:G:C6	3.01	0.48

*Continued on next page...*



*Continued from previous page...*

Atom-1	Atom-2	Interatomic distance (Å)	Clash overlap (Å)
26:BA:2256:G:N1	26:BA:2257:U:O2	2.47	0.48
26:BA:2261:C:OP2	48:B0:14:ARG:CD	2.58	0.48
26:BA:2264:C:H2'	26:BA:2265:U:H5'	1.94	0.48
26:BA:2393:A:O2'	26:BA:2394:C:P	2.71	0.48
26:BA:2488:A:O5'	26:BA:2488:A:H8	1.95	0.48
26:BA:2548:G:C5	26:BA:2549:G:N7	2.82	0.48
26:BA:2595:G:H2'	26:BA:2597:G:OP2	2.12	0.48
26:BA:2622:C:C2'	26:BA:2623:G:O5'	2.62	0.48
26:BA:2652:C:C2'	26:BA:2653:U:C6	2.92	0.48
26:BA:2658:C:C2'	26:BA:2659:G:C5'	2.86	0.48
26:BA:2700:C:C2'	26:BA:2701:C:C5'	2.90	0.48
26:BA:532:A:N7	44:BU:45:TYR:CE2	2.81	0.48
26:BA:561:G:H21	44:BU:45:TYR:HE2	1.60	0.48
26:BA:73:A:H5'	46:B2:50:ARG:NH2	2.28	0.48
27:BD:104:ILE:CB	27:BD:106:PRO:HD3	2.39	0.48
27:BD:106:PRO:O	27:BD:107:LYS:C	2.51	0.48
27:BD:175:LEU:N	27:BD:179:GLU:O	2.44	0.48
27:BD:216:ALA:CA	27:BD:222:PRO:N	2.69	0.48
29:BF:194:PHE:N	29:BF:211:ASP:OD2	2.46	0.48
29:BF:238:SER:C	29:BF:241:ALA:HB2	2.33	0.48
29:BF:89:ALA:CB	29:BF:90:HIS:NE2	2.73	0.48
31:BH:101:LYS:HB2	31:BH:113:GLU:OE2	2.13	0.48
31:BH:52:THR:O	31:BH:64:HIS:HD2	1.97	0.48
32:BI:116:GLU:CG	32:BI:130:PRO:O	2.61	0.48
32:BI:23:ASP:O	32:BI:24:GLY:C	2.51	0.48
55:BK:13:LEU:HD22	55:BK:24:VAL:HG23	1.95	0.48
55:BK:60:VAL:HG23	55:BK:60:VAL:O	2.13	0.48
33:BN:107:ASN:N	33:BN:107:ASN:HD22	2.09	0.48
33:BN:39:VAL:HA	33:BN:103:VAL:HG12	1.92	0.48
34:BO:24:VAL:HG11	34:BO:32:TYR:C	2.34	0.48
26:BA:2566:A:N6	34:BO:28:SER:HA	2.21	0.48
26:BA:2251:G:P	36:BQ:102:ARG:NH2	2.85	0.48
36:BQ:18:GLU:HB3	36:BQ:23:ILE:HD11	1.95	0.48
36:BQ:43:PRO:O	36:BQ:44:ALA:C	2.52	0.48
43:BR:20:LEU:CD1	43:BR:21:TYR:CE2	2.89	0.48
37:BS:15:GLU:HG2	37:BS:16:ALA:N	2.29	0.48
44:BU:47:TYR:HA	44:BU:50:ARG:CG	2.43	0.48
40:BX:18:MET:SD	40:BX:24:LEU:CA	2.99	0.48
41:BY:51:LEU:HD21	41:BY:95:ASN:CB	2.43	0.48
41:BY:80:GLU:HG2	41:BY:86:GLU:CG	2.43	0.48
41:BY:93:THR:O	41:BY:94:SER:C	2.51	0.48

*Continued on next page...*



*Continued from previous page...*

Atom-1	Atom-2	Interatomic distance (Å)	Clash overlap (Å)
42:BZ:126:GLY:O	42:BZ:127:PRO:C	2.51	0.48
42:BZ:25:ASN:OD1	42:BZ:25:ASN:C	2.52	0.48
1:AA:116:A:H61	1:AA:313:A:C2'	2.25	0.48
1:AA:160:A:N1	1:AA:343:U:H1'	2.29	0.48
1:AA:17:U:H1'	1:AA:1080:A:N3	2.29	0.48
1:AA:25:C:C5	1:AA:558:G:N2	2.81	0.48
1:AA:280:C:O4'	20:AQ:38:ARG:CZ	2.61	0.48
1:AA:573:A:N3	1:AA:883:C:C2'	2.77	0.48
1:AA:953:G:P	1:AA:964:A:H61	2.36	0.48
6:AC:121:ALA:O	6:AC:125:GLU:HG2	2.13	0.48
7:AD:23:GLY:O	7:AD:112:VAL:CG1	2.51	0.48
11:AH:29:SER:CB	11:AH:32:LYS:NZ	2.77	0.48
1:AA:1369:C:H5	12:AI:112:LYS:HE3	1.79	0.48
12:AI:20:ARG:O	12:AI:60:ASP:N	2.47	0.48
20:AQ:64:PRO:HB3	20:AQ:70:ARG:HH11	1.77	0.48
2:AV:35:A:N6	4:AX:117:U:C4	2.82	0.48
48:B0:30:VAL:C	48:B0:31:VAL:HG23	2.33	0.48
48:B0:37:LEU:HD11	48:B0:71:ASN:HD21	1.76	0.48
46:B2:34:GLN:O	46:B2:37:GLY:N	2.46	0.48
47:B3:53:LEU:HD22	47:B3:54:VAL:HG22	1.95	0.48
50:B5:33:CYS:HB2	50:B5:37:HIS:N	2.28	0.48
51:B6:13:GLU:O	51:B6:52:GLU:CA	2.61	0.48
52:B7:22:MET:O	52:B7:28:ARG:CG	2.58	0.48
53:B8:3:LYS:HA	53:B8:4:MET:HE1	1.96	0.48
26:BA:249:C:O2'	53:B8:8:LYS:HG3	2.13	0.48
26:BA:1125:G:H5'	54:B9:4:ARG:HD3	1.95	0.48
26:BA:106:C:C2'	26:BA:107:C:H5''	2.35	0.48
26:BA:1171:G:H2'	26:BA:1173:G:H4'	1.94	0.48
26:BA:1326:U:O2'	26:BA:2010:G:O2'	2.24	0.48
26:BA:1655:A:H2'	26:BA:1656:C:O4'	2.14	0.48
26:BA:1967:C:N4	26:BA:1968:G:C2	2.81	0.48
26:BA:1998:G:O3'	26:BA:2724:C:H4'	2.14	0.48
26:BA:2052:G:N2	28:BE:245:ARG:CD	2.76	0.48
26:BA:2189:U:C2'	26:BA:2190:G:C8	2.94	0.48
26:BA:2212:A:H2'	26:BA:2213:U:H5''	1.94	0.48
26:BA:2308:G:H5'	26:BA:2309:A:P	2.52	0.48
26:BA:2315:G:C2'	26:BA:2316:C:O5'	2.61	0.48
26:BA:2372:G:N1	26:BA:2373:G:C5	2.82	0.48
26:BA:827:U:N3	26:BA:2430:A:C6	2.82	0.48
26:BA:2454:G:H2'	26:BA:2455:G:C5'	2.19	0.48
26:BA:2468:G:C2'	26:BA:2469:A:C8	2.97	0.48

*Continued on next page...*



*Continued from previous page...*

Atom-1	Atom-2	Interatomic distance (Å)	Clash overlap (Å)
26:BA:2567:G:N2	26:BA:2568:C:C5	2.81	0.48
26:BA:259:G:H2'	26:BA:260:G:C8	2.47	0.48
26:BA:2049:G:H1	26:BA:2619:C:N4	2.11	0.48
26:BA:2633:G:N1	26:BA:2634:G:C6	2.81	0.48
26:BA:270(Q):C:H2'	26:BA:270(R):G:H8	1.79	0.48
26:BA:2696:U:N3	26:BA:2714:G:N2	2.61	0.48
26:BA:2815:C:HO2'	26:BA:2816:C:H5''	1.70	0.48
26:BA:2840:C:O2'	26:BA:2841:C:C5'	2.61	0.48
26:BA:2830:G:N2	26:BA:2883:A:C2	2.80	0.48
26:BA:386:G:HO2'	26:BA:387:U:P	2.36	0.48
26:BA:519:U:C4'	39:BW:75:TYR:HB3	2.44	0.48
26:BA:75:G:O3'	46:B2:51:LYS:CE	2.59	0.48
26:BA:807:U:O4'	26:BA:2445:G:C5'	2.59	0.48
26:BA:904:C:O2'	42:BZ:166:LEU:CD1	2.58	0.48
26:BA:993:G:H21	44:BU:54:LYS:HZ1	1.60	0.48
25:BB:70:C:H42	25:BB:106:G:H1	1.61	0.48
27:BD:167:GLU:O	27:BD:170:TYR:CA	2.61	0.48
27:BD:175:LEU:CD1	27:BD:179:GLU:HB3	2.40	0.48
27:BD:62:ARG:HD3	27:BD:62:ARG:N	2.27	0.48
28:BE:214:VAL:HG21	28:BE:221:LYS:HZ2	1.61	0.48
28:BE:317:PRO:HG2	28:BE:320:GLN:HG2	1.94	0.48
29:BF:93:LYS:C	29:BF:96:LYS:HG3	2.13	0.48
31:BH:120:LEU:HD12	31:BH:143:LEU:HD12	1.91	0.48
32:BI:63:ALA:HA	32:BI:66:LYS:HE3	1.96	0.48
32:BI:7:LYS:HA	32:BI:12:LYS:CD	2.29	0.48
33:BN:5:GLU:CA	33:BN:109:TYR:HE2	2.27	0.48
36:BQ:85:ILE:CG2	36:BQ:136:TRP:CZ2	2.95	0.48
26:BA:873:G:C4'	36:BQ:32:LYS:CG	2.87	0.48
43:BR:62:ALA:HB3	43:BR:80:PHE:HZ	1.73	0.48
44:BU:43:ALA:HB2	45:BV:75:LYS:CB	2.32	0.48
45:BV:67:LYS:HG2	45:BV:70:TYR:CE1	2.47	0.48
45:BV:69:ILE:HG21	45:BV:88:GLN:CB	2.42	0.48
41:BY:58:GLU:HG2	41:BY:76:ASP:OD2	2.13	0.48
41:BY:9:LYS:CE	41:BY:13:ARG:NH2	2.75	0.48
1:AA:1279:A:N3	1:AA:1279:A:H2'	2.26	0.48
1:AA:794:A:O3'	1:AA:1522:U:H5'	2.14	0.48
1:AA:273:A:H2'	1:AA:274:A:O4'	2.13	0.48
1:AA:279:A:C6	20:AQ:98:LEU:HD12	2.49	0.48
1:AA:356:A:H4'	1:AA:388:G:N2	2.28	0.48
1:AA:526:C:O5'	1:AA:526:C:H6	1.96	0.48
1:AA:671:G:H2'	1:AA:672:U:C6	2.49	0.48

*Continued on next page...*



*Continued from previous page...*

Atom-1	Atom-2	Interatomic distance (Å)	Clash overlap (Å)
1:AA:960:U:O2'	1:AA:961:U:OP2	2.25	0.48
7:AD:201:GLN:O	7:AD:205:GLU:CG	2.61	0.48
8:AE:87:SER:OG	8:AE:130:ASN:HB3	2.13	0.48
11:AH:36:LEU:HD13	11:AH:48:TYR:HB2	1.96	0.48
1:AA:1125:U:H5	13:AJ:5:ARG:HH22	1.60	0.48
18:AO:64:ARG:HA	18:AO:67:LEU:HD12	1.94	0.48
1:AA:279:A:N7	20:AQ:95:TYR:HE2	2.12	0.48
3:AW:65:G:C4	3:AW:66:A:O4'	2.65	0.48
48:B0:16:SER:O	48:B0:17:ASN:CB	2.62	0.48
46:B2:27:LEU:CD1	46:B2:53:ILE:HD11	2.41	0.48
54:B9:3:VAL:C	54:B9:5:SER:N	2.65	0.48
26:BA:1028:A:H2'	26:BA:1029:A:C8	2.48	0.48
26:BA:1523:U:C4	26:BA:1524:G:N7	2.82	0.48
26:BA:1528:A:H61	26:BA:1543:A:N6	2.09	0.48
26:BA:1544:C:H2'	26:BA:1545:A:C4'	2.33	0.48
26:BA:1889:A:H2'	26:BA:1890:A:H8	1.77	0.48
26:BA:1969:A:C4'	26:BA:1970:A:H5'	2.41	0.48
26:BA:2034:U:H2'	26:BA:2034:U:O2	2.14	0.48
26:BA:2226:C:C4	26:BA:2227:A:N3	2.82	0.48
26:BA:2242:G:N3	26:BA:2243:U:C5	2.80	0.48
26:BA:2302:G:C2'	26:BA:2303:G:O5'	2.60	0.48
26:BA:2310:A:N9	30:BG:55:LYS:NZ	2.40	0.48
26:BA:2297:C:C2	26:BA:2333:A:N6	2.81	0.48
26:BA:2401:U:H2'	26:BA:2402:C:O4'	2.12	0.48
26:BA:2417:C:H2'	26:BA:2418:A:H8	1.78	0.48
26:BA:2528:U:H5	26:BA:2530:A:C5	2.28	0.48
26:BA:1953:A:H1'	26:BA:2560:C:O4'	2.14	0.48
26:BA:2561:A:C8	26:BA:2561:A:C3'	2.96	0.48
26:BA:2785:C:H4'	28:BE:99:VAL:CG1	2.44	0.48
26:BA:2848:G:C2	26:BA:2867:G:N3	2.81	0.48
26:BA:472:A:H2'	26:BA:473:G:C5'	2.43	0.48
26:BA:533:G:OP1	44:BU:24:PHE:HB2	2.13	0.48
26:BA:687:C:C5'	52:B7:4:THR:CG2	2.78	0.48
26:BA:830:G:C8	26:BA:2448:A:N7	2.81	0.48
26:BA:873:G:H2'	26:BA:874:G:O4'	2.13	0.48
29:BF:22:PHE:CD2	29:BF:116:ALA:HA	2.49	0.48
29:BF:203:ALA:C	29:BF:205:ARG:N	2.64	0.48
29:BF:6:TYR:OH	29:BF:234:VAL:HG12	2.13	0.48
29:BF:236:THR:O	29:BF:237:GLU:O	2.31	0.48
29:BF:32:GLY:O	29:BF:36:ARG:HG2	2.14	0.48
30:BG:136:ARG:HB3	30:BG:137:PRO:CD	2.39	0.48

*Continued on next page...*



*Continued from previous page...*

Atom-1	Atom-2	Interatomic distance (Å)	Clash overlap (Å)
30:BG:77:ASP:O	30:BG:79:MET:N	2.47	0.48
31:BH:10:ILE:HD11	31:BH:49:ILE:CG2	2.42	0.48
32:BI:68:LEU:CD1	32:BI:108:LEU:CD2	2.81	0.48
32:BI:83:ALA:CB	32:BI:89:LEU:HA	2.44	0.48
55:BK:28:LEU:O	55:BK:33:VAL:HB	2.14	0.48
33:BN:61:VAL:HG11	33:BN:62:ASP:OD1	2.03	0.48
26:BA:2495:G:C4'	36:BQ:101:MET:CB	2.79	0.48
36:BQ:152:SER:OG	36:BQ:153:PRO:CD	2.60	0.48
36:BQ:17:ARG:HA	36:BQ:22:GLY:HA3	1.95	0.48
36:BQ:62:GLU:O	36:BQ:63:ALA:C	2.42	0.48
43:BR:59:ASP:CG	43:BR:60:LEU:CD2	2.82	0.48
43:BR:67:LEU:O	43:BR:67:LEU:HD22	2.14	0.48
37:BS:31:LYS:HB3	37:BS:100:ALA:HA	1.95	0.48
37:BS:66:LEU:O	37:BS:67:ALA:O	2.31	0.48
26:BA:1248:G:P	44:BU:2:PRO:HB3	2.50	0.48
44:BU:42:ALA:O	44:BU:46:GLU:HG3	2.13	0.48
26:BA:994:C:HO2'	44:BU:54:LYS:HA	1.76	0.48
45:BV:88:GLN:O	45:BV:89:ASN:OD1	2.30	0.48
40:BX:76:GLU:CD	40:BX:77:VAL:CG2	2.81	0.48
42:BZ:26:LYS:HZ2	42:BZ:26:LYS:CB	2.27	0.48
42:BZ:29:ASN:C	42:BZ:30:VAL:CG2	2.82	0.48
42:BZ:6:LYS:HB2	42:BZ:31:SER:HB3	1.96	0.48
1:AA:116:A:H2'	1:AA:117:G:O4'	2.14	0.48
1:AA:1364:U:C5	24:AU:14:TRP:HH2	2.31	0.48
1:AA:244:U:C4	1:AA:894:G:C6	3.02	0.48
1:AA:427:U:HO2'	1:AA:541:G:P	2.35	0.48
1:AA:482:A:N3	1:AA:482:A:H2'	2.27	0.48
1:AA:594:G:H2'	1:AA:595:G:O4'	2.14	0.48
1:AA:878:G:H5''	11:AH:89:PRO:O	2.14	0.48
1:AA:943:U:OP1	1:AA:945:G:O6	2.31	0.48
1:AA:944:G:N7	1:AA:945:G:N7	2.62	0.48
5:AB:82:ARG:HB2	5:AB:94:ASN:HD21	1.79	0.48
6:AC:182:ILE:HG12	6:AC:203:PHE:HA	1.96	0.48
7:AD:140:VAL:HG13	7:AD:144:ASP:HB2	1.95	0.48
11:AH:64:LYS:HG2	11:AH:79:VAL:HG21	1.95	0.48
15:AL:41:ARG:HG2	15:AL:42:THR:H	1.78	0.48
16:AM:77:ASN:HA	16:AM:80:ARG:HB3	1.95	0.48
2:AV:71:G:H2'	2:AV:72:C:H6	1.77	0.48
3:AW:9:A:C1'	3:AW:45:G:H2'	2.43	0.48
48:B0:9:SER:O	48:B0:11:LYS:HG3	2.13	0.48
48:B0:65:GLY:O	48:B0:66:LYS:HE3	2.12	0.48

*Continued on next page...*



*Continued from previous page...*

Atom-1	Atom-2	Interatomic distance (Å)	Clash overlap (Å)
49:B4:68:ARG:HH11	49:B4:72:LYS:HE2	1.78	0.48
53:B8:31:HIS:C	53:B8:32:GLN:HG3	2.34	0.48
26:BA:1082:U:H4'	55:BK:118:ALA:HB1	1.96	0.48
26:BA:1300:U:O4	26:BA:1626:G:H3'	2.13	0.48
26:BA:1978:A:H2'	26:BA:1979:C:O4'	2.13	0.48
26:BA:2185:C:H2'	26:BA:2186:G:O4'	2.14	0.48
26:BA:2286:A:H1'	26:BA:2346:A:N6	2.27	0.48
26:BA:2304:G:H2'	26:BA:2305:A:O5'	2.14	0.48
26:BA:2423:U:H5'	26:BA:2423:U:C5	2.40	0.48
26:BA:2246:G:C5	26:BA:2426:A:N3	2.82	0.48
26:BA:2461:C:H2'	26:BA:2462:U:C5'	2.44	0.48
26:BA:2461:C:C2	26:BA:2462:U:H6	2.27	0.48
26:BA:2524:G:N2	26:BA:2540:C:C6	2.82	0.48
26:BA:2617:C:H2'	26:BA:2617:C:O2	2.13	0.48
26:BA:2634:G:N1	26:BA:2635:C:C5	2.82	0.48
26:BA:2644:G:C2	26:BA:2645:G:N2	2.82	0.48
26:BA:2685:G:N2	26:BA:2725:A:C5	2.82	0.48
26:BA:2729:G:C2'	26:BA:2730:C:O4'	2.58	0.48
26:BA:294:A:H2'	26:BA:295:G:H5''	1.96	0.48
26:BA:332:A:C2'	26:BA:334:C:OP2	2.58	0.48
26:BA:828:U:OP2	26:BA:2068:U:C6	2.67	0.48
26:BA:984:A:H3'	26:BA:985:C:C5	2.48	0.48
26:BA:1799:G:N3	27:BD:153:LEU:HD21	2.06	0.48
27:BD:210:LYS:HG3	27:BD:211:HIS:H	1.79	0.48
27:BD:216:ALA:HB1	27:BD:223:ASN:N	2.28	0.48
26:BA:2051:A:C2'	28:BE:238:LEU:HD21	2.41	0.48
26:BA:2575:C:C5'	28:BE:241:TRP:HE1	2.16	0.48
28:BE:205:THR:CB	28:BE:259:HIS:N	2.71	0.48
28:BE:42:ALA:HB2	28:BE:310:PHE:HA	1.91	0.48
28:BE:71:THR:HG21	28:BE:299:SER:HA	1.88	0.48
29:BF:1:MET:SD	29:BF:23:GLU:HG2	2.53	0.48
30:BG:36:ASN:O	30:BG:37:ALA:C	2.52	0.48
31:BH:123:GLU:C	31:BH:125:PRO:CD	2.81	0.48
31:BH:136:ASP:O	31:BH:138:GLN:N	2.47	0.48
31:BH:59:HIS:O	31:BH:60:HIS:C	2.50	0.48
31:BH:68:ARG:O	31:BH:71:LEU:HB2	2.13	0.48
31:BH:75:VAL:O	31:BH:77:GLY:CA	2.58	0.48
55:BK:88:GLY:O	55:BK:89:SER:C	2.52	0.48
33:BN:63:ILE:CB	33:BN:71:TYR:CE1	2.95	0.48
34:BO:1:MET:HB2	34:BO:2:ILE:HD11	1.93	0.48
36:BQ:87:LYS:HZ2	36:BQ:115:SER:HA	1.79	0.48

*Continued on next page...*



*Continued from previous page...*

Atom-1	Atom-2	Interatomic distance (Å)	Clash overlap (Å)
36:BQ:149:ILE:H	36:BQ:149:ILE:CD1	2.17	0.48
36:BQ:52:LYS:HD3	36:BQ:52:LYS:HA	1.57	0.48
43:BR:36:THR:HG21	43:BR:40:LYS:CD	2.29	0.48
43:BR:45:ARG:O	43:BR:49:ASP:N	2.41	0.48
37:BS:87:LEU:O	37:BS:90:LEU:CA	2.62	0.48
44:BU:8:ILE:N	44:BU:11:ARG:HD2	2.28	0.48
39:BW:83:LYS:HA	39:BW:97:LYS:CG	2.36	0.48
39:BW:96:ILE:C	39:BW:96:ILE:CD1	2.82	0.48
40:BX:14:ALA:CB	40:BX:18:MET:HE1	2.42	0.48
26:BA:338:G:H8	41:BY:21:LYS:CB	2.21	0.48
42:BZ:114:ASP:HA	42:BZ:171:VAL:HA	1.96	0.48
42:BZ:139:THR:C	42:BZ:141:MET:CE	2.82	0.48
42:BZ:24:TYR:HD2	42:BZ:25:ASN:N	2.11	0.48
42:BZ:3:LEU:CD2	42:BZ:35:ASP:HB3	2.44	0.48
1:AA:361(A):C:HO2'	1:AA:1362:C:H5''	1.75	0.48
1:AA:922:G:N3	1:AA:1398:A:C2	2.81	0.48
1:AA:976:G:C2	1:AA:361(A):C:C6	3.01	0.48
1:AA:403:C:OP1	7:AD:3:ARG:NH1	2.47	0.48
1:AA:858:G:N2	1:AA:870:U:OP2	2.45	0.48
6:AC:122:GLU:HA	6:AC:125:GLU:HG3	1.96	0.48
15:AL:117:ARG:HB2	15:AL:117:ARG:NH1	2.28	0.48
17:AN:24:CYS:HB3	17:AN:40:CYS:HB3	1.78	0.48
2:AV:49:C:O2	2:AV:49:C:H2'	2.12	0.48
46:B2:23:LEU:HD23	46:B2:23:LEU:H	1.79	0.48
46:B2:7:GLU:OE2	46:B2:8:ILE:CD1	2.62	0.48
54:B9:2:LYS:HZ3	54:B9:2:LYS:N	2.12	0.48
26:BA:1044:G:O3'	26:BA:1045:A:H4'	2.14	0.48
26:BA:1063:G:O5'	55:BK:135:MET:HG2	2.14	0.48
26:BA:1264:G:H3'	26:BA:1265:A:H5''	1.95	0.48
26:BA:1718:G:N1	26:BA:1741:C:N4	2.58	0.48
26:BA:1777:U:H2'	26:BA:1778:U:H6	1.78	0.48
26:BA:1800:C:C4	26:BA:1817:G:N1	2.81	0.48
26:BA:2043:C:N4	26:BA:2777:G:N9	2.52	0.48
26:BA:2206:C:H5'	26:BA:2228:G:H21	1.79	0.48
26:BA:2213:U:H4'	26:BA:2215:G:N7	2.29	0.48
26:BA:2217:G:C2	26:BA:2218:G:C8	3.02	0.48
26:BA:2317:C:P	30:BG:150:SER:HA	2.53	0.48
26:BA:2348:U:O2'	26:BA:2349:G:H5'	2.14	0.48
26:BA:2352:A:H2'	26:BA:2353:G:O4'	2.14	0.48
26:BA:2415:G:H22	26:BA:2416:C:C1'	2.16	0.48
26:BA:2450:A:C2	26:BA:2451:A:N3	2.82	0.48

*Continued on next page...*



*Continued from previous page...*

Atom-1	Atom-2	Interatomic distance (Å)	Clash overlap (Å)
26:BA:2454:G:C6	26:BA:2455:G:C4	3.01	0.48
26:BA:2487:G:H2'	26:BA:2488:A:C5'	2.43	0.48
26:BA:2549:G:N1	26:BA:2550:G:N7	2.62	0.48
26:BA:2051:A:H5'	26:BA:2578:G:O4'	2.14	0.48
26:BA:2645:G:P	26:BA:2645:G:O4'	2.70	0.48
26:BA:2674:G:C2'	26:BA:2675:A:C8	2.67	0.48
26:BA:2679:A:C2'	26:BA:2680:C:O5'	2.61	0.48
26:BA:270(H):C:C2	26:BA:270(R):G:N2	2.82	0.48
26:BA:2793:G:C5	26:BA:2794:C:C5	3.01	0.48
26:BA:2819:G:C4	26:BA:2821:A:C5	3.02	0.48
26:BA:286:C:H2'	26:BA:287:C:O5'	2.14	0.48
26:BA:380:U:HO2'	49:B4:15:ILE:CA	2.27	0.48
26:BA:775:G:C2'	26:BA:794:G:C8	2.95	0.48
26:BA:896:A:N3	26:BA:896:A:H3'	2.28	0.48
27:BD:168:GLY:N	27:BD:170:TYR:CE1	2.82	0.48
28:BE:102:ASP:O	28:BE:103:GLU:CG	2.62	0.48
28:BE:221:LYS:HZ1	28:BE:233:ARG:CG	2.06	0.48
31:BH:85:ALA:HB1	31:BH:164:GLU:HG2	1.94	0.48
31:BH:22:THR:HG23	31:BH:34:ARG:O	2.14	0.48
31:BH:34:ARG:NH1	31:BH:73:ASN:HB2	2.10	0.48
32:BI:68:LEU:CD1	32:BI:108:LEU:HD22	2.43	0.48
32:BI:60:GLU:C	32:BI:62:LEU:H	2.17	0.48
26:BA:1062:G:C2'	55:BK:76:SER:HG	2.23	0.48
55:BK:93:LYS:H	55:BK:96:ILE:HG12	1.77	0.48
34:BO:73:ASP:HB3	34:BO:75:SER:OG	2.14	0.48
36:BQ:16:ARG:HA	36:BQ:17:ARG:HD3	1.95	0.48
43:BR:65:LEU:HD23	43:BR:68:ARG:HD2	1.95	0.48
37:BS:12:ARG:CD	37:BS:20:TYR:CE2	2.91	0.48
37:BS:52:PRO:O	37:BS:53:ASN:O	2.31	0.48
44:BU:107:LYS:O	44:BU:111:ASP:OD1	2.32	0.48
44:BU:66:ASN:OD1	44:BU:76:TYR:CZ	2.66	0.48
39:BW:68:ARG:HE	39:BW:110:LYS:HB3	1.79	0.48
1:AA:124:G:H4'	1:AA:291:C:O2'	2.14	0.48
1:AA:1504:G:H3'	1:AA:1504:G:OP1	2.14	0.48
1:AA:1521:G:H2'	1:AA:1522:U:H6	1.77	0.48
1:AA:719:C:H3'	1:AA:720:C:C6	2.49	0.48
1:AA:975:A:O2'	17:AN:32:SER:HB2	2.14	0.48
7:AD:30:LYS:O	7:AD:32:ALA:N	2.39	0.48
1:AA:426:G:O2'	7:AD:42:GLN:HG3	2.14	0.48
14:AK:67:ASP:HA	14:AK:70:LYS:HD2	1.95	0.48
21:AR:29:PHE:HE1	21:AR:36:ASN:OD1	1.97	0.48

*Continued on next page...*



Continued from previous page...

Atom-1	Atom-2	Interatomic distance (Å)	Clash overlap (Å)
2:AV:20:G:N3	2:AV:20:G:C2'	2.77	0.48
2:AV:56:C:N1	30:BG:56:ARG:CZ	2.77	0.48
46:B2:8:ILE:O	46:B2:11:MET:CB	2.61	0.48
49:B4:56:VAL:CG1	49:B4:61:LYS:NZ	2.77	0.48
26:BA:1076:C:O2	55:BK:92:PRO:CG	2.62	0.48
26:BA:110:G:N1	26:BA:111:A:C6	2.82	0.48
26:BA:1669:A:O2'	26:BA:2549:G:H4'	2.14	0.48
26:BA:1907:G:N2	26:BA:1924:C:C2	2.82	0.48
26:BA:2033:A:O2'	26:BA:2034:U:P	2.71	0.48
26:BA:2103:C:H42	26:BA:2186:G:H1	1.60	0.48
26:BA:2241:A:O2'	26:BA:2242:G:O5'	2.32	0.48
26:BA:2271:G:HO2'	26:BA:2272:U:P	2.28	0.48
26:BA:2281:C:OP2	26:BA:2281:C:C6	2.67	0.48
26:BA:2364:C:C2'	26:BA:2365:G:O5'	2.62	0.48
26:BA:2368:C:H42	26:BA:2369:A:N6	2.12	0.48
26:BA:2285:C:C2	26:BA:2384:G:N2	2.82	0.48
26:BA:2262:U:H5'	26:BA:2387:U:O2	2.13	0.48
26:BA:2475:C:H2'	26:BA:2477:C:P	2.54	0.48
26:BA:1953:A:C5	26:BA:2550:G:H1'	2.48	0.48
26:BA:2690:C:O2'	26:BA:2691:C:H5'	2.14	0.48
26:BA:2727:G:H4'	34:BO:70:ARG:NE	2.28	0.48
26:BA:1:G:N2	26:BA:2902:C:N3	2.61	0.48
26:BA:631:A:C2	26:BA:2416:C:C1'	2.96	0.48
26:BA:673:C:H5'	29:BF:80:VAL:CG1	2.43	0.48
26:BA:710:G:H1	26:BA:721:C:H42	1.62	0.48
26:BA:806:C:O2'	26:BA:2445:G:C1'	2.60	0.48
27:BD:130:PRO:O	27:BD:134:ILE:CD1	2.62	0.48
27:BD:145:LEU:CD1	27:BD:146:LYS:N	2.77	0.48
28:BE:215:LYS:O	28:BE:216:ARG:C	2.52	0.48
29:BF:164:ALA:O	29:BF:167:ASP:HB2	2.14	0.48
26:BA:2311:A:N3	30:BG:53:LYS:HE2	2.29	0.48
30:BG:29:HIS:CE1	30:BG:64:ARG:NH2	2.81	0.48
31:BH:34:ARG:HH11	31:BH:70:LEU:HD23	1.78	0.48
31:BH:40:MET:CA	31:BH:54:PRO:HG3	2.44	0.48
31:BH:75:VAL:CG1	31:BH:76:GLU:H	2.22	0.48
31:BH:86:LEU:CG	31:BH:87:GLU:N	2.77	0.48
32:BI:103:GLN:NE2	32:BI:109:LYS:CB	2.76	0.48
32:BI:30:LEU:HA	32:BI:33:GLN:NE2	2.29	0.48
33:BN:15:ARG:NH1	33:BN:40:ASN:CB	2.77	0.48
33:BN:92:GLN:O	33:BN:93:ARG:C	2.51	0.48
34:BO:71:ARG:O	34:BO:72:PRO:C	2.51	0.48

Continued on next page...



*Continued from previous page...*

Atom-1	Atom-2	Interatomic distance (Å)	Clash overlap (Å)
34:BO:90:ASP:C	34:BO:92:SER:N	2.65	0.48
36:BQ:94:ARG:HG3	36:BQ:107:LYS:N	2.29	0.48
36:BQ:45:GLN:CD	36:BQ:153:PRO:N	2.67	0.48
36:BQ:28:ILE:CG1	36:BQ:62:GLU:HG2	2.44	0.48
26:BA:873:G:C4'	36:BQ:32:LYS:HG2	2.41	0.48
36:BQ:87:LYS:O	36:BQ:88:PHE:HB3	2.14	0.48
43:BR:81:ASP:O	43:BR:82:GLU:C	2.52	0.48
45:BV:33:VAL:C	45:BV:63:HIS:ND1	2.67	0.48
45:BV:72:ARG:O	45:BV:88:GLN:CG	2.59	0.48
45:BV:88:GLN:OE1	45:BV:90:PHE:CE1	2.67	0.48
40:BX:38:ALA:O	40:BX:41:VAL:HG23	2.13	0.48
42:BZ:127:PRO:O	42:BZ:128:ARG:C	2.53	0.48
42:BZ:37:LYS:CA	42:BZ:41:ARG:HH12	2.25	0.48
42:BZ:66:VAL:HG23	42:BZ:69:VAL:HG23	1.96	0.48
1:AA:413:G:N3	1:AA:413:G:H2'	2.29	0.48
1:AA:994:A:C2	1:AA:1047:G:H4'	2.49	0.48
11:AH:6:ILE:O	11:AH:10:LEU:HG	2.13	0.48
23:AT:81:LYS:HA	23:AT:84:LEU:HB3	1.95	0.48
2:AV:7:U:C5	2:AV:49:C:C5	3.02	0.48
3:AW:33:U:O2	3:AW:35:A:H5'	2.13	0.48
47:B3:5:LYS:HG3	47:B3:36:VAL:HG12	1.95	0.48
26:BA:2079:U:O3'	49:B4:32:HIS:CD2	2.66	0.48
49:B4:41:PRO:CG	49:B4:57:ASP:CG	2.80	0.48
26:BA:2021:C:O5'	50:B5:15:LYS:HE2	2.12	0.48
51:B6:54:LYS:CA	51:B6:54:LYS:NZ	2.76	0.48
53:B8:9:MET:O	53:B8:14:ILE:HG12	2.13	0.48
53:B8:14:ILE:HG23	53:B8:15:LYS:H	1.78	0.48
26:BA:120:U:H2'	26:BA:120:U:O2	2.14	0.48
26:BA:1362:C:HO2'	26:BA:1810:A:HO2'	1.61	0.48
26:BA:1369:G:H2'	26:BA:1370:C:O4'	2.14	0.48
26:BA:1520:U:H6	26:BA:1520:U:H3'	1.79	0.48
26:BA:1599:C:OP1	40:BX:33:SER:CB	2.56	0.48
26:BA:2208:U:O4	26:BA:2216:G:O6	2.31	0.48
26:BA:2257:U:H2'	26:BA:2258:C:OP2	2.13	0.48
26:BA:2276:G:H2'	26:BA:2277:G:O5'	2.13	0.48
26:BA:2259:G:O6	26:BA:2281:C:N3	2.47	0.48
26:BA:2354:G:N3	48:B0:32:LYS:CD	2.74	0.48
26:BA:2519:U:OP2	26:BA:2519:U:C6	2.67	0.48
26:BA:2560:C:H2'	26:BA:2560:C:O2	2.14	0.48
26:BA:2562:U:O2	26:BA:2563:U:N1	2.47	0.48
26:BA:2625:G:C8	26:BA:2626:C:C5	3.02	0.48

*Continued on next page...*



*Continued from previous page...*

Atom-1	Atom-2	Interatomic distance (Å)	Clash overlap (Å)
26:BA:2695:C:H2'	26:BA:2696:U:H6	1.67	0.48
26:BA:270(A):A:H3'	26:BA:270(A):A:N3	2.29	0.48
26:BA:2766:G:C2'	26:BA:2766:G:N3	2.75	0.48
26:BA:2639:A:H1'	26:BA:2778:A:H2	1.78	0.48
26:BA:2844:G:C6	26:BA:2845:G:C5	3.01	0.48
26:BA:293:U:O2'	26:BA:294:A:O4'	2.17	0.48
26:BA:388:G:O5'	49:B4:23:GLU:HB3	2.12	0.48
26:BA:447:A:N7	26:BA:473:G:C6	2.82	0.48
26:BA:603:A:H2'	26:BA:604:G:H8	1.77	0.48
26:BA:71:A:C2	26:BA:73:A:N7	2.82	0.48
26:BA:747:U:P	50:B5:2:ALA:CB	3.01	0.48
26:BA:60:G:N3	26:BA:74:A:N6	2.62	0.48
26:BA:85:G:O5'	41:BY:65:VAL:HG12	1.95	0.48
25:BB:75:G:N9	42:BZ:22:VAL:HG21	2.28	0.48
27:BD:70:LYS:CB	27:BD:70:LYS:NZ	2.76	0.48
27:BD:80:ILE:O	27:BD:82:TYR:CD1	2.67	0.48
27:BD:85:ASN:HD21	27:BD:86:ARG:CZ	2.24	0.48
28:BE:102:ASP:C	28:BE:103:GLU:CG	2.82	0.48
28:BE:111:THR:HG22	28:BE:111:THR:O	2.13	0.48
29:BF:197:SER:OG	29:BF:236:THR:OG1	2.25	0.48
32:BI:124:LEU:HD12	32:BI:125:GLY:H	1.79	0.48
32:BI:83:ALA:N	32:BI:147:GLU:HB3	2.29	0.48
32:BI:84:GLY:O	32:BI:85:GLU:HG3	2.14	0.48
32:BI:9:VAL:C	32:BI:10:LYS:HG2	2.35	0.48
55:BK:18:ALA:HB1	55:BK:39:CYS:CA	2.44	0.48
33:BN:8:ALA:O	33:BN:11:ILE:HG13	2.14	0.48
34:BO:5:GLU:HB2	34:BO:20:LEU:HD22	1.95	0.48
34:BO:37:ASP:CB	34:BO:62:VAL:HG21	2.30	0.48
34:BO:63:VAL:HG11	34:BO:102:VAL:HG21	1.93	0.48
34:BO:2:ILE:HG21	34:BO:8:LEU:HD13	1.96	0.48
34:BO:11:ALA:CA	34:BO:99:PHE:HB2	2.44	0.48
36:BQ:116:HIS:CD2	36:BQ:118:ALA:O	2.67	0.48
36:BQ:16:ARG:HH11	36:BQ:16:ARG:HB2	1.54	0.48
36:BQ:36:ASN:ND2	36:BQ:41:THR:N	2.62	0.48
36:BQ:34:GLY:C	36:BQ:74:ASN:O	2.53	0.48
36:BQ:84:ARG:HH21	36:BQ:123:ILE:CD1	2.27	0.48
43:BR:24:GLN:C	43:BR:44:LEU:HD21	2.35	0.48
37:BS:22:GLN:OE1	37:BS:22:GLN:C	2.53	0.48
44:BU:95:LEU:CD2	44:BU:95:LEU:H	2.19	0.48
39:BW:12:ILE:HD11	39:BW:42:ARG:HD2	1.96	0.48
26:BA:519:U:O3'	39:BW:25:ARG:NH2	2.47	0.48

*Continued on next page...*



*Continued from previous page...*

Atom-1	Atom-2	Interatomic distance (Å)	Clash overlap (Å)
40:BX:12:GLU:OE1	40:BX:13:LYS:NZ	2.47	0.48
40:BX:31:ARG:O	40:BX:32:ALA:C	2.46	0.48
41:BY:19:ARG:O	41:BY:22:GLN:N	2.42	0.48
41:BY:75:GLU:O	41:BY:76:ASP:O	2.32	0.48
42:BZ:135:VAL:O	42:BZ:136:VAL:CG2	2.61	0.48
42:BZ:151:ASP:O	42:BZ:153:LYS:HD2	2.13	0.48
1:AA:1287:A:N6	1:AA:1371:G:O4'	2.43	0.47
1:AA:1517:G:H3'	1:AA:1518:A:C8	2.49	0.47
1:AA:429:U:H4'	1:AA:430:A:O5'	2.13	0.47
1:AA:739:C:H5''	18:AO:2:PRO:HD3	1.96	0.47
1:AA:978:A:N1	1:AA:1318:A:C5	2.82	0.47
12:AI:48:GLU:N	12:AI:49:PRO:HD2	2.29	0.47
13:AJ:60:ARG:O	13:AJ:61:GLU:CB	2.62	0.47
1:AA:1320:C:H5''	22:AS:3:ARG:CZ	2.43	0.47
2:AV:19:G:H1'	2:AV:57:G:N2	2.29	0.47
2:AV:60:C:OP2	2:AV:61:C:C5	2.67	0.47
48:B0:78:PHE:N	48:B0:78:PHE:CD1	2.81	0.47
46:B2:59:ILE:HG12	46:B2:60:GLN:H	1.76	0.47
49:B4:20:VAL:O	49:B4:30:GLU:CD	2.51	0.47
50:B5:11:THR:HG22	50:B5:19:ARG:NH2	2.28	0.47
39:BW:19:LEU:HD11	50:B5:25:LEU:CD2	2.32	0.47
26:BA:1367:A:H2'	52:B7:25:LYS:CD	2.44	0.47
53:B8:30:ARG:HG2	53:B8:31:HIS:H	1.78	0.47
26:BA:1470:G:N2	26:BA:1522:G:N1	2.61	0.47
26:BA:1855:G:H1	26:BA:1887:C:H42	1.62	0.47
26:BA:226:G:O6	26:BA:410:G:H1'	2.13	0.47
26:BA:2269:A:H2'	26:BA:2270:G:O4'	2.14	0.47
26:BA:2324:C:O2'	26:BA:2325:G:P	2.71	0.47
26:BA:2341:G:C8	26:BA:2342:C:C5	3.02	0.47
26:BA:2354:G:C4	26:BA:2355:C:C5	3.02	0.47
26:BA:2367:G:C2	26:BA:2368:C:C6	3.01	0.47
26:BA:2378:A:C1'	37:BS:101:VAL:CG2	2.91	0.47
26:BA:2390:U:C6	26:BA:2390:U:H3'	2.48	0.47
26:BA:2069:G:C2	26:BA:2443:C:O2	2.67	0.47
26:BA:2520:C:H6	26:BA:2567:G:H1'	1.75	0.47
26:BA:2538:C:C2'	26:BA:2539:C:O5'	2.61	0.47
26:BA:2049:G:H1	26:BA:2619:C:H42	1.62	0.47
26:BA:2673:G:N1	26:BA:2674:G:C5	2.81	0.47
26:BA:2711:A:P	26:BA:2714:G:OP1	2.67	0.47
26:BA:2717:G:C5	26:BA:2718:G:N7	2.82	0.47
26:BA:2773:C:C2'	26:BA:2774:C:H6	2.24	0.47

*Continued on next page...*



*Continued from previous page...*

Atom-1	Atom-2	Interatomic distance (Å)	Clash overlap (Å)
26:BA:27:G:H2'	26:BA:28:A:H8	1.79	0.47
26:BA:2857:G:N2	26:BA:2859:G:H3'	2.29	0.47
26:BA:324:A:H62	26:BA:339:U:C1'	2.26	0.47
26:BA:382:G:H1	26:BA:392:C:N4	2.09	0.47
26:BA:474:G:C6	26:BA:510:C:N4	2.82	0.47
26:BA:687:C:O2'	26:BA:1780:A:N6	2.44	0.47
26:BA:685:A:C2	26:BA:689:A:C6	3.02	0.47
26:BA:729:G:C3'	26:BA:729:G:N3	2.75	0.47
26:BA:72:U:C1'	46:B2:57:LYS:HD2	2.43	0.47
26:BA:775:G:N2	26:BA:787:U:C3'	2.77	0.47
26:BA:954:G:H2'	26:BA:955:C:O4'	2.14	0.47
26:BA:978:G:N2	26:BA:986:C:N3	2.62	0.47
25:BB:77:U:H5'	42:BZ:80:HIS:HD1	1.76	0.47
27:BD:122:ASP:O	27:BD:122:ASP:CG	2.51	0.47
26:BA:1820:U:H3	27:BD:198:GLY:HA2	1.78	0.47
27:BD:89:ASN:O	27:BD:105:ALA:HB2	1.88	0.47
28:BE:203:GLY:CA	28:BE:303:PRO:CD	2.81	0.47
29:BF:230:GLY:C	29:BF:231:ARG:HG3	2.20	0.47
26:BA:451:C:O5'	29:BF:49:ASP:HB2	2.13	0.47
26:BA:2313:C:C5'	30:BG:72:LYS:CB	2.78	0.47
31:BH:161:ILE:HG13	31:BH:161:ILE:O	2.13	0.47
32:BI:102:LEU:HA	32:BI:106:HIS:HB2	1.96	0.47
26:BA:1063:G:O5'	55:BK:135:MET:CG	2.62	0.47
55:BK:138:GLU:CB	55:BK:140:VAL:HG23	2.44	0.47
33:BN:63:ILE:HB	33:BN:71:TYR:CD1	2.49	0.47
36:BQ:88:PHE:O	36:BQ:113:ALA:HB2	2.14	0.47
43:BR:61:HIS:O	43:BR:63:ARG:N	2.47	0.47
26:BA:2881:C:O2'	43:BR:96:ARG:HA	2.14	0.47
38:BT:38:ASN:O	38:BT:39:ASN:C	2.52	0.47
45:BV:61:VAL:CG1	45:BV:95:ILE:C	2.82	0.47
45:BV:61:VAL:HG13	45:BV:96:LEU:N	2.29	0.47
45:BV:69:ILE:N	45:BV:91:THR:HG22	2.11	0.47
39:BW:20:VAL:HG12	39:BW:47:VAL:HG11	1.96	0.47
41:BY:17:HIS:O	41:BY:20:HIS:N	2.47	0.47
41:BY:19:ARG:HA	41:BY:22:GLN:HG3	1.96	0.47
41:BY:76:ASP:O	41:BY:77:VAL:C	2.51	0.47
1:AA:1061:G:OP1	13:AJ:51:ARG:HD2	2.14	0.47
1:AA:1317:C:C4	17:AN:16:PHE:CE1	3.02	0.47
1:AA:1540:U:H2'	1:AA:1541:U:O4'	2.13	0.47
1:AA:37:U:C4	1:AA:397:A:C2	3.02	0.47
1:AA:1057:G:H1'	6:AC:195:VAL:HG12	1.96	0.47

*Continued on next page...*



*Continued from previous page...*

Atom-1	Atom-2	Interatomic distance (Å)	Clash overlap (Å)
7:AD:76:ARG:O	7:AD:79:PHE:HB3	2.13	0.47
11:AH:17:THR:HB	11:AH:18:ARG:NH2	2.28	0.47
2:AV:1:G:O3'	36:BQ:97:ASP:OD2	2.32	0.47
2:AV:56:C:C5	2:AV:57:G:C5	3.02	0.47
3:AW:9:A:C6	3:AW:45:G:C5	2.93	0.47
46:B2:25:THR:O	46:B2:26:GLU:O	2.33	0.47
46:B2:43:PRO:O	46:B2:46:ILE:HB	2.14	0.47
26:BA:469:G:H1	52:B7:40:HIS:HE2	1.61	0.47
26:BA:1059:G:N3	55:BK:127:ILE:CD1	2.72	0.47
26:BA:1312:U:H1'	26:BA:1313:U:C5	2.49	0.47
26:BA:1466:G:H2'	26:BA:1547:C:C5	2.49	0.47
26:BA:1669:A:C6	26:BA:1994:C:O2	2.67	0.47
26:BA:1667:G:C2'	26:BA:1991:U:O4	2.63	0.47
26:BA:2033:A:O2'	26:BA:2034:U:O5'	2.29	0.47
26:BA:2234:G:N2	26:BA:2235:G:C4	2.82	0.47
26:BA:2251:G:P	36:BQ:102:ARG:CZ	3.02	0.47
26:BA:2256:G:N2	26:BA:2257:U:C1'	2.77	0.47
26:BA:2313:C:C5	26:BA:2314:C:N4	2.79	0.47
26:BA:2294:C:C2	26:BA:2339:G:C6	3.02	0.47
26:BA:2346:A:O2'	26:BA:2347:C:P	2.70	0.47
26:BA:2380:C:C3'	26:BA:2380:C:C6	2.97	0.47
26:BA:2392:A:N6	26:BA:2393:A:C6	2.82	0.47
26:BA:410:G:C2	26:BA:2407:G:N7	2.82	0.47
26:BA:2436:G:O6	26:BA:2437:U:O4	2.31	0.47
26:BA:2593:U:O2	26:BA:2600:A:C2	2.66	0.47
26:BA:2633:G:C2	26:BA:2634:G:C4	2.94	0.47
26:BA:2683:C:C5	26:BA:2684:U:H5	2.25	0.47
26:BA:2711:A:H3'	26:BA:2712:U:H5'	1.96	0.47
26:BA:2733:A:C3'	26:BA:2733:A:C8	2.96	0.47
26:BA:557:U:C5'	33:BN:92:GLN:HB2	2.44	0.47
26:BA:764:A:H8	26:BA:764:A:H5''	1.79	0.47
26:BA:949:C:H2'	26:BA:950:G:H8	1.79	0.47
27:BD:144:GLU:CG	27:BD:188:ARG:H	2.27	0.47
27:BD:89:ASN:ND2	27:BD:199:ARG:HE	1.88	0.47
26:BA:1789:A:P	27:BD:226:GLY:HA2	2.54	0.47
28:BE:109:ASP:OD2	28:BE:112:LEU:CD2	2.57	0.47
28:BE:270:ASP:OD2	28:BE:270:ASP:N	2.46	0.47
28:BE:44:TYR:N	28:BE:309:PRO:HG2	1.92	0.47
28:BE:45:LYS:HD2	28:BE:303:PRO:C	2.33	0.47
29:BF:6:TYR:CE1	29:BF:138:VAL:C	2.88	0.47
29:BF:151:GLN:HA	29:BF:154:VAL:CG2	2.39	0.47

*Continued on next page...*



*Continued from previous page...*

Atom-1	Atom-2	Interatomic distance (Å)	Clash overlap (Å)
29:BF:93:LYS:O	29:BF:94:THR:C	2.53	0.47
25:BB:45:A:C1'	30:BG:76:ARG:HH12	2.26	0.47
31:BH:138:GLN:C	31:BH:140:VAL:H	2.17	0.47
31:BH:147:ILE:O	31:BH:150:VAL:HB	2.14	0.47
32:BI:119:ASP:CG	32:BI:120:ALA:H	2.15	0.47
33:BN:108:PRO:HD2	33:BN:109:TYR:H	1.78	0.47
34:BO:64:ARG:HG2	34:BO:81:GLU:O	2.14	0.47
37:BS:100:ALA:HB3	37:BS:127:LEU:CD2	2.40	0.47
37:BS:86:LEU:HD21	37:BS:124:ASP:HB2	1.95	0.47
38:BT:24:LYS:O	38:BT:25:ASP:CB	2.60	0.47
44:BU:103:PRO:CB	44:BU:107:LYS:HE2	2.44	0.47
44:BU:55:ARG:HA	44:BU:58:ARG:HD2	1.96	0.47
39:BW:82:LEU:CD2	39:BW:82:LEU:N	2.74	0.47
40:BX:6:LYS:CD	40:BX:27:ALA:HB1	2.43	0.47
41:BY:19:ARG:HA	41:BY:22:GLN:NE2	2.29	0.47
42:BZ:12:GLN:O	42:BZ:15:ASP:CB	2.58	0.47
42:BZ:40:ASP:O	42:BZ:41:ARG:O	2.32	0.47
42:BZ:71:MET:O	42:BZ:72:ASP:C	2.52	0.47
42:BZ:79:ILE:C	42:BZ:80:HIS:CG	2.85	0.47
1:AA:1309:G:H5''	16:AM:88:ARG:NH1	2.29	0.47
1:AA:1269:A:C4	1:AA:1326:C:H1'	2.47	0.47
1:AA:770:C:O2'	1:AA:899:C:O2	2.32	0.47
5:AB:180:LEU:O	5:AB:181:PHE:CB	2.58	0.47
11:AH:98:LYS:O	11:AH:98:LYS:HG2	2.15	0.47
13:AJ:24:VAL:O	13:AJ:28:ARG:HG3	2.14	0.47
1:AA:523:A:H2	15:AL:91:LYS:HB3	1.79	0.47
16:AM:22:ILE:HD12	16:AM:25:ILE:HD12	1.95	0.47
1:AA:1216:G:H5''	17:AN:5:ALA:HB2	1.96	0.47
1:AA:1114:C:H1'	17:AN:60:SER:CB	2.44	0.47
48:B0:37:LEU:CA	48:B0:68:VAL:HG13	2.36	0.47
26:BA:1368:G:H5'	52:B7:25:LYS:HD2	1.96	0.47
26:BA:1040:C:H2'	26:BA:1040:C:O2	2.15	0.47
26:BA:1076:C:O2	55:BK:92:PRO:HD2	2.15	0.47
26:BA:989:G:H5'	26:BA:1157:G:H4'	1.96	0.47
26:BA:47:C:C4	26:BA:179:G:C6	3.02	0.47
26:BA:1993:U:H5''	28:BE:228:ARG:HE	1.79	0.47
26:BA:2045:C:C4	26:BA:2624:G:N1	2.81	0.47
26:BA:2195:C:C6	26:BA:2195:C:C4'	2.97	0.47
26:BA:2247:A:C2'	26:BA:2248:C:O5'	2.62	0.47
26:BA:2263:C:H42	26:BA:2278:A:N6	2.12	0.47
26:BA:2278:A:OP1	36:BQ:20:ILE:CG2	2.57	0.47

*Continued on next page...*



*Continued from previous page...*

Atom-1	Atom-2	Interatomic distance (Å)	Clash overlap (Å)
26:BA:2296:U:H3'	26:BA:2296:U:C6	2.48	0.47
26:BA:2322:A:C2	26:BA:2323:G:C8	2.92	0.47
26:BA:2478:A:C2'	26:BA:2479:G:H5'	2.41	0.47
26:BA:2032:G:C6	26:BA:2572:A:C2	3.02	0.47
26:BA:2627:G:H1'	26:BA:2781:A:H2	1.78	0.47
26:BA:2817:G:C4	26:BA:2830:G:N2	2.81	0.47
26:BA:2885:C:N4	26:BA:2886:G:C5	2.83	0.47
26:BA:468:G:C2'	26:BA:469:G:H5'	2.44	0.47
26:BA:914:C:H2'	26:BA:915:C:H5'	1.97	0.47
27:BD:194:VAL:HG21	27:BD:196:ASN:OD1	2.14	0.47
27:BD:196:ASN:HB2	27:BD:199:ARG:HD3	1.96	0.47
27:BD:81:GLU:C	27:BD:82:TYR:O	2.51	0.47
28:BE:211:GLN:HB3	28:BE:216:ARG:HG2	1.94	0.47
28:BE:214:VAL:HG12	28:BE:215:LYS:N	2.28	0.47
29:BF:35:VAL:O	29:BF:38:ALA:CB	2.62	0.47
26:BA:443:A:H62	29:BF:39:GLN:HB2	1.79	0.47
29:BF:50:GLU:HG3	29:BF:51:TYR:H	1.79	0.47
32:BI:5:PHE:CD2	32:BI:17:GLU:C	2.87	0.47
55:BK:103:LYS:CA	55:BK:106:GLU:OE1	2.62	0.47
55:BK:93:LYS:H	55:BK:96:ILE:HG13	1.71	0.47
33:BN:45:VAL:N	33:BN:132:LEU:CG	2.76	0.47
26:BA:2251:G:C3'	36:BQ:102:ARG:HH22	2.27	0.47
43:BR:90:ARG:NH2	43:BR:117:VAL:HG22	2.18	0.47
43:BR:20:LEU:CD1	43:BR:21:TYR:CA	2.48	0.47
37:BS:104:ILE:C	37:BS:106:LEU:N	2.62	0.47
37:BS:85:GLY:O	37:BS:86:LEU:O	2.32	0.47
37:BS:98:GLU:CG	37:BS:99:GLU:N	2.60	0.47
44:BU:66:ASN:C	44:BU:68:GLY:N	2.67	0.47
44:BU:98:ILE:CG2	44:BU:106:PHE:HD1	2.25	0.47
41:BY:101:LEU:CD2	41:BY:112:LEU:CD2	2.54	0.47
41:BY:17:HIS:O	41:BY:20:HIS:CB	2.52	0.47
42:BZ:143:ILE:CG2	42:BZ:144:GLY:N	2.38	0.47
42:BZ:3:LEU:HD22	42:BZ:35:ASP:HB3	1.96	0.47
1:AA:1221:G:OP1	1:AA:1321:C:N4	2.48	0.47
1:AA:1242:C:O5'	1:AA:1242:C:H6	1.97	0.47
1:AA:1511:G:H2'	1:AA:1512:U:O4'	2.14	0.47
1:AA:190(L):U:O2	23:AT:105:SER:OG	2.29	0.47
1:AA:107:G:H1'	1:AA:378:G:O2'	2.15	0.47
7:AD:173:TRP:CD1	7:AD:189:PRO:HB3	2.49	0.47
11:AH:29:SER:HB2	11:AH:32:LYS:NZ	2.28	0.47
19:AP:6:LEU:HA	19:AP:18:ARG:O	2.15	0.47

*Continued on next page...*



*Continued from previous page...*

Atom-1	Atom-2	Interatomic distance (Å)	Clash overlap (Å)
46:B2:27:LEU:HD22	46:B2:49:LEU:HB3	1.96	0.47
47:B3:40:THR:HG21	47:B3:43:ILE:HD11	1.80	0.47
47:B3:5:LYS:HA	47:B3:35:ARG:O	2.14	0.47
49:B4:5:LEU:HD22	49:B4:9:ALA:HA	1.95	0.47
26:BA:2045:C:C2	50:B5:22:HIS:CE1	3.01	0.47
50:B5:31:THR:HG23	50:B5:32:GLU:N	2.29	0.47
26:BA:1174:A:N6	26:BA:1177:A:C2	2.83	0.47
26:BA:1264:G:N7	26:BA:1265:A:C5	2.81	0.47
26:BA:131:G:N2	26:BA:132:G:C5	2.83	0.47
26:BA:1343:G:H5'	26:BA:1598:C:OP2	2.14	0.47
26:BA:1429:G:N3	26:BA:1568:G:C2	2.82	0.47
26:BA:152:G:H3'	26:BA:152:G:C8	2.49	0.47
26:BA:1771:C:H2'	26:BA:1772:G:C8	2.49	0.47
26:BA:1924:C:C5	26:BA:1925:C:H5	2.32	0.47
26:BA:2020:A:H5'	50:B5:12:SER:HB2	1.96	0.47
26:BA:2082:A:H61	26:BA:2237:G:H1'	1.79	0.47
26:BA:2251:G:OP1	36:BQ:102:ARG:NH2	2.47	0.47
26:BA:2252:G:C3'	26:BA:2253:G:C5'	2.93	0.47
26:BA:2305:A:N7	26:BA:2306:C:C6	2.82	0.47
26:BA:2313:C:C5'	30:BG:51:ARG:NH1	2.66	0.47
26:BA:2316:C:C4	26:BA:2317:C:C4	3.03	0.47
26:BA:2402:C:O5'	26:BA:2402:C:H6	1.97	0.47
26:BA:2462:U:N3	26:BA:2463:C:C4	2.83	0.47
26:BA:2479:G:H2'	26:BA:2480:C:O4'	2.14	0.47
26:BA:2468:G:C5	26:BA:2481:G:C2	3.02	0.47
26:BA:2251:G:P	26:BA:2496:C:OP2	2.71	0.47
26:BA:2447:G:C8	26:BA:2500:U:C5	3.02	0.47
26:BA:2537:U:C5	26:BA:2538:C:H5	2.32	0.47
26:BA:2550:G:C2'	26:BA:2551:C:H6	2.25	0.47
26:BA:2567:G:N2	26:BA:2568:C:C4	2.80	0.47
26:BA:2051:A:C2	26:BA:2618:G:N1	2.76	0.47
26:BA:2656:U:C6	26:BA:2656:U:C3'	2.98	0.47
26:BA:2679:A:C5	26:BA:2680:C:C6	3.02	0.47
26:BA:1630:G:O4'	26:BA:2698:U:OP1	2.33	0.47
26:BA:449:A:OP1	29:BF:85:LYS:HA	2.14	0.47
26:BA:1545:A:C5'	26:BA:545(A):A:OP2	2.40	0.47
26:BA:5:A:C4	26:BA:2899:G:N2	2.83	0.47
26:BA:619:G:H3'	26:BA:619:G:C8	2.50	0.47
26:BA:651:G:H3'	26:BA:652:C:C6	2.49	0.47
26:BA:826:U:C6	26:BA:828:U:H6	2.32	0.47
26:BA:989:G:HO2'	26:BA:990:A:P	2.37	0.47

*Continued on next page...*



*Continued from previous page...*

Atom-1	Atom-2	Interatomic distance (Å)	Clash overlap (Å)
27:BD:107:LYS:CG	27:BD:193:GLU:OE1	2.62	0.47
26:BA:1805:U:C5'	27:BD:235:PRO:CG	2.93	0.47
28:BE:264:LEU:O	28:BE:265:ASN:C	2.52	0.47
29:BF:22:PHE:HE2	29:BF:115:LEU:C	2.18	0.47
29:BF:195:VAL:HG13	29:BF:213:ALA:C	2.35	0.47
29:BF:39:GLN:O	29:BF:42:ARG:CA	2.62	0.47
26:BA:673:C:C5'	29:BF:80:VAL:HG11	2.45	0.47
29:BF:93:LYS:C	29:BF:96:LYS:CE	2.80	0.47
30:BG:88:LEU:CD2	30:BG:88:LEU:C	2.79	0.47
31:BH:51:VAL:HG23	31:BH:68:ARG:HG2	1.95	0.47
32:BI:68:LEU:CD1	32:BI:108:LEU:HD11	2.45	0.47
55:BK:112:LYS:HE2	55:BK:116:LEU:HB2	1.94	0.47
34:BO:21:VAL:HG22	34:BO:39:VAL:HG11	1.95	0.47
34:BO:60:ALA:CB	34:BO:85:VAL:O	2.63	0.47
35:BP:92:ASP:N	35:BP:118:LEU:HD22	2.30	0.47
36:BQ:91:HIS:N	36:BQ:111:THR:HG21	2.26	0.47
43:BR:39:PRO:HA	43:BR:42:LYS:HB2	1.96	0.47
25:BB:7:G:HO2'	37:BS:37:ARG:HG3	1.74	0.47
37:BS:83:LEU:C	37:BS:87:LEU:HD23	2.35	0.47
38:BT:36:CYS:O	38:BT:37:GLU:C	2.46	0.47
26:BA:1754:C:O4'	38:BT:39:ASN:OD1	2.33	0.47
44:BU:10:ARG:CA	44:BU:13:ARG:HH12	2.26	0.47
39:BW:8:ARG:CD	39:BW:102:HIS:HE1	2.26	0.47
39:BW:2:GLU:CA	39:BW:108:GLY:HA2	2.38	0.47
39:BW:24:ILE:HD13	39:BW:36:LEU:CD1	2.45	0.47
39:BW:36:LEU:HD22	39:BW:44:ALA:CA	2.32	0.47
39:BW:40:ASN:O	39:BW:41:LYS:C	2.51	0.47
42:BZ:52:PHE:N	42:BZ:65:LEU:HD11	2.28	0.47
1:AA:1288:A:H2'	1:AA:1352:C:O2'	2.15	0.47
1:AA:1491:G:HO2'	1:AA:1492:A:H8	1.61	0.47
1:AA:312:C:H2'	1:AA:313:A:H8	1.80	0.47
1:AA:501:C:H2'	1:AA:502:G:H8	1.79	0.47
1:AA:861:G:O2'	1:AA:874:G:O2'	2.12	0.47
1:AA:950:U:H1'	1:AA:971:G:C4	2.50	0.47
9:AF:48:LEU:HD13	9:AF:52:ILE:HB	1.97	0.47
10:AG:49:ILE:HA	10:AG:52:GLU:HB2	1.96	0.47
24:AU:16:GLY:O	24:AU:17:THR:C	2.52	0.47
2:AV:12:U:H4'	26:BA:1908:C:O2	2.14	0.47
48:B0:48:GLY:C	48:B0:55:ARG:HA	2.35	0.47
26:BA:388:G:P	49:B4:29:PRO:HD3	2.54	0.47
51:B6:42:PRO:C	51:B6:44:ALA:H	2.17	0.47

*Continued on next page...*



*Continued from previous page...*

Atom-1	Atom-2	Interatomic distance (Å)	Clash overlap (Å)
53:B8:16:ILE:HG23	53:B8:22:VAL:HG23	1.95	0.47
26:BA:125:G:C5'	52:B7:19:ARG:CD	2.92	0.47
26:BA:1304:C:H42	26:BA:1624:G:H1	1.60	0.47
26:BA:1647:G:OP2	26:BA:1647:G:H3'	2.14	0.47
26:BA:196:A:N3	26:BA:2068:U:H5	2.12	0.47
26:BA:2212:A:O2'	26:BA:2213:U:C6	2.51	0.47
26:BA:2282:G:C4'	26:BA:2283:C:O5'	2.62	0.47
26:BA:2284:C:OP2	51:B6:9:ILE:CG1	2.62	0.47
26:BA:2421:G:C5'	26:BA:2422:A:OP2	2.57	0.47
26:BA:199:A:N3	26:BA:2433:A:C5	2.81	0.47
26:BA:2478:A:C8	26:BA:2479:G:C8	3.02	0.47
26:BA:2488:A:N1	26:BA:2489:G:C4	2.83	0.47
26:BA:2478:A:C1'	26:BA:2529:G:N7	2.77	0.47
26:BA:2652:C:HO2'	26:BA:2653:U:H5'	1.76	0.47
26:BA:2657:A:C5	26:BA:2665:A:C5	3.02	0.47
26:BA:2755:C:O5'	26:BA:2755:C:C5	2.64	0.47
26:BA:496:G:H1'	39:BW:61:ASN:ND2	2.28	0.47
27:BD:146:LYS:C	27:BD:149:ARG:HG2	2.34	0.47
27:BD:152:GLN:CA	27:BD:152:GLN:OE1	2.62	0.47
27:BD:84:PRO:O	27:BD:85:ASN:HB3	2.13	0.47
26:BA:1993:U:C5'	28:BE:228:ARG:HE	2.28	0.47
28:BE:263:GLU:O	28:BE:266:LYS:HE3	2.15	0.47
30:BG:95:THR:CG2	30:BG:96:SER:H	2.25	0.47
31:BH:123:GLU:C	31:BH:125:PRO:HD2	2.35	0.47
31:BH:129:LYS:O	31:BH:130:ILE:CG1	2.61	0.47
32:BI:65:ALA:CB	32:BI:134:HIS:CG	2.97	0.47
33:BN:136:SER:C	33:BN:139:LEU:HD22	2.35	0.47
33:BN:74:ARG:HB3	33:BN:76:ASP:CG	2.34	0.47
35:BP:120:LEU:O	35:BP:140:VAL:O	2.31	0.47
36:BQ:93:ILE:HG22	36:BQ:94:ARG:H	1.79	0.47
37:BS:121:GLY:O	37:BS:125:ALA:HB2	2.15	0.47
37:BS:34:LEU:HD11	37:BS:103:ASP:N	2.08	0.47
37:BS:49:THR:N	37:BS:55:ASP:OD2	2.47	0.47
37:BS:62:HIS:HB2	37:BS:65:ASP:OD2	2.14	0.47
39:BW:89:ALA:O	39:BW:90:ARG:HB2	2.13	0.47
26:BA:144:C:H5''	40:BX:36:GLU:OE1	1.99	0.47
40:BX:67:ARG:C	40:BX:68:LEU:HD23	2.34	0.47
42:BZ:134:LEU:HD11	42:BZ:155:PRO:HG2	1.95	0.47
42:BZ:154:LEU:CD1	42:BZ:160:LEU:HD12	2.45	0.47
42:BZ:4:THR:O	42:BZ:33:ALA:CA	2.62	0.47
42:BZ:8:ARG:O	42:BZ:9:THR:HG23	2.15	0.47

*Continued on next page...*



*Continued from previous page...*

Atom-1	Atom-2	Interatomic distance (Å)	Clash overlap (Å)
1:AA:1095:U:OP2	1:AA:1108:G:N1	2.23	0.47
1:AA:1205:U:C4'	6:AC:195:VAL:CG2	2.91	0.47
1:AA:1220:G:O2'	22:AS:52:TYR:O	2.31	0.47
1:AA:197:A:H8	1:AA:197:A:O5'	1.98	0.47
1:AA:370:C:HO2'	1:AA:482:A:HO2'	1.50	0.47
1:AA:20:U:H1'	1:AA:572:A:C4	2.50	0.47
5:AB:19:HIS:CE1	5:AB:206:ASP:HB2	2.50	0.47
6:AC:36:ASP:HA	6:AC:39:ILE:HD12	1.97	0.47
7:AD:8:VAL:CB	7:AD:115:ARG:CZ	2.91	0.47
7:AD:96:LEU:O	7:AD:99:SER:HB2	2.14	0.47
15:AL:85:ILE:HA	15:AL:100:ILE:HA	1.95	0.47
2:AV:18:G:C2'	2:AV:19:G:O5'	2.63	0.47
3:AW:27:C:OP2	3:AW:27:C:H6	1.98	0.47
48:B0:28:GLY:N	48:B0:60:PHE:HB3	2.29	0.47
48:B0:77:ARG:O	48:B0:78:PHE:C	2.42	0.47
47:B3:33:GLN:CG	47:B3:34:GLU:N	2.77	0.47
49:B4:9:ALA:O	49:B4:10:VAL:CG2	2.62	0.47
43:BR:100:LEU:CA	50:B5:44:HIS:CD2	2.97	0.47
26:BA:464:U:C1'	52:B7:12:ARG:NH2	2.78	0.47
26:BA:135:G:H1'	26:BA:145:G:H22	1.79	0.47
26:BA:1665:A:C1'	34:BO:67:ARG:HD3	2.43	0.47
26:BA:2255:G:C6	26:BA:2256:G:C4	3.02	0.47
26:BA:2325:G:N3	26:BA:2326:C:H6	2.12	0.47
26:BA:2333:A:H4'	26:BA:2335:A:O4'	2.14	0.47
26:BA:2411:A:HO2'	26:BA:2412:A:C5'	2.24	0.47
26:BA:2428:G:C5'	26:BA:2429:G:P	2.97	0.47
26:BA:2475:C:HO2'	26:BA:2477:C:P	2.35	0.47
26:BA:2465:C:C2	26:BA:2485:G:N1	2.70	0.47
26:BA:2447:G:C8	26:BA:2500:U:H5	2.31	0.47
26:BA:1128:A:N6	26:BA:2518:A:N1	2.63	0.47
26:BA:2615:U:H2'	26:BA:2616:C:C5'	2.44	0.47
26:BA:2637:U:N3	26:BA:2782:G:C2	2.83	0.47
26:BA:2649:U:H2'	26:BA:2650:U:O5'	2.12	0.47
26:BA:2679:A:N6	26:BA:2729:G:O6	2.47	0.47
26:BA:2740:A:O2'	26:BA:2741:A:H5''	2.13	0.47
26:BA:2836:U:C6	26:BA:2836:U:C3'	2.98	0.47
26:BA:2875:C:C4	26:BA:2876:G:N7	2.83	0.47
26:BA:2841:C:C2	26:BA:2877:G:N1	2.83	0.47
26:BA:380:U:O2'	49:B4:15:ILE:N	2.48	0.47
26:BA:729:G:H1'	26:BA:763:G:H4'	1.96	0.47
27:BD:131:LEU:HG	27:BD:187:CYS:C	2.34	0.47

*Continued on next page...*



*Continued from previous page...*

Atom-1	Atom-2	Interatomic distance (Å)	Clash overlap (Å)
27:BD:213:LYS:HG3	27:BD:215:LYS:CG	2.34	0.47
28:BE:109:ASP:CA	28:BE:112:LEU:CB	2.80	0.47
26:BA:2051:A:C2'	28:BE:238:LEU:HD23	2.37	0.47
28:BE:45:LYS:CE	28:BE:303:PRO:CA	2.93	0.47
31:BH:124:VAL:O	31:BH:126:SER:N	2.47	0.47
31:BH:48:VAL:CG2	31:BH:49:ILE:H	2.18	0.47
55:BK:129:GLU:O	55:BK:133:LYS:CD	2.62	0.47
55:BK:139:VAL:HG23	55:BK:139:VAL:O	2.14	0.47
33:BN:88:PRO:CB	33:BN:90:LYS:N	2.68	0.47
35:BP:62:ALA:C	35:BP:107:LYS:CD	2.69	0.47
35:BP:65:ASP:CA	35:BP:109:LEU:N	2.56	0.47
35:BP:94:ARG:HD3	35:BP:120:LEU:HD22	1.59	0.47
36:BQ:45:GLN:HA	36:BQ:125:TRP:CD1	2.49	0.47
43:BR:46:GLY:O	43:BR:47:PHE:C	2.53	0.47
37:BS:121:GLY:O	37:BS:125:ALA:CB	2.63	0.47
44:BU:93:LYS:C	44:BU:94:VAL:HG23	2.35	0.47
45:BV:12:TYR:O	45:BV:13:ARG:CB	2.58	0.47
45:BV:40:VAL:CA	45:BV:54:TYR:HD1	2.28	0.47
45:BV:78:VAL:HG21	45:BV:80:TYR:HD1	1.80	0.47
45:BV:61:VAL:C	45:BV:98:ILE:HD12	2.18	0.47
39:BW:6:ILE:HG23	39:BW:7:ALA:N	2.30	0.47
40:BX:13:LYS:O	40:BX:16:ASN:CG	2.48	0.47
40:BX:12:GLU:C	40:BX:16:ASN:OD1	2.45	0.47
41:BY:11:GLN:CA	41:BY:21:LYS:HZ1	2.28	0.47
41:BY:30:ASP:HB2	41:BY:31:LEU:HD23	1.97	0.47
42:BZ:118:HIS:O	42:BZ:119:ASN:HB3	2.13	0.47
1:AA:790:A:C2	1:AA:1497:G:OP1	2.68	0.47
1:AA:227:G:H21	19:AP:62:VAL:HG12	1.80	0.47
1:AA:33:A:H2'	1:AA:34:C:C6	2.49	0.47
1:AA:500:G:O2'	1:AA:548:G:N2	2.47	0.47
1:AA:893:C:H5''	1:AA:1416:G:H5'	1.96	0.47
5:AB:152:PHE:C	5:AB:152:PHE:HD1	2.17	0.47
5:AB:160:ASP:O	5:AB:161:ALA:CB	2.62	0.47
5:AB:170:GLU:O	5:AB:174:VAL:HG23	2.13	0.47
6:AC:8:ILE:O	6:AC:12:LEU:HG	2.14	0.47
1:AA:1231:G:OP1	12:AI:126:SER:HB2	2.15	0.47
20:AQ:22:LEU:HD11	20:AQ:24:GLU:CG	2.44	0.47
47:B3:50:VAL:HB	47:B3:53:LEU:CB	2.44	0.47
49:B4:39:VAL:C	49:B4:40:HIS:CG	2.88	0.47
26:BA:1612:C:N3	52:B7:3:ARG:NH1	2.61	0.47
53:B8:30:ARG:HD2	53:B8:44:LYS:HZ2	1.79	0.47

*Continued on next page...*



*Continued from previous page...*

Atom-1	Atom-2	Interatomic distance (Å)	Clash overlap (Å)
26:BA:1278:A:H5''	43:BR:34:ILE:HG21	1.96	0.47
26:BA:1401:G:C6	26:BA:1402:C:C4	3.02	0.47
26:BA:1617:C:H5''	26:BA:1618:A:OP2	2.15	0.47
26:BA:1790:C:H5'	26:BA:1791:A:OP2	2.14	0.47
26:BA:1809:A:H3'	26:BA:1810:A:N3	2.30	0.47
26:BA:2045:C:N4	26:BA:2624:G:C6	2.82	0.47
26:BA:2086:U:O4	26:BA:2233:U:O4	2.32	0.47
26:BA:2254:C:O2'	26:BA:2255:G:H5''	2.09	0.47
26:BA:2273:A:H8	26:BA:2274:A:C8	2.20	0.47
26:BA:2283:C:OP1	51:B6:3:LYS:NZ	2.47	0.47
26:BA:2305:A:N7	26:BA:2306:C:C5	2.83	0.47
26:BA:2313:C:H4'	30:BG:72:LYS:CG	2.43	0.47
26:BA:2447:G:N3	26:BA:2500:U:O4	2.42	0.47
26:BA:2508:G:C2	26:BA:2509:G:N9	2.83	0.47
26:BA:2044:C:C4	26:BA:2625:G:C2	3.02	0.47
26:BA:2657:A:C4	26:BA:2665:A:C6	3.01	0.47
26:BA:2692:C:C2'	26:BA:2693:A:O5'	2.62	0.47
26:BA:2785:C:C2'	26:BA:2786:U:H6	2.10	0.47
26:BA:2785:C:C2'	26:BA:2786:U:O5'	2.58	0.47
26:BA:2834:G:C6	26:BA:2879:C:C2	3.02	0.47
26:BA:479:A:H1'	26:BA:480:A:C8	2.50	0.47
26:BA:88:G:N3	26:BA:88:G:H2'	2.30	0.47
26:BA:929:G:C2'	47:B3:43:ILE:HG12	2.45	0.47
25:BB:24:G:C5	25:BB:56:G:C5	3.03	0.47
28:BE:193:PHE:CD2	28:BE:311:PHE:HD1	2.28	0.47
28:BE:44:TYR:HA	28:BE:309:PRO:HG3	1.43	0.47
29:BF:112:ARG:O	29:BF:114:ALA:C	2.53	0.47
29:BF:223:LEU:HD13	29:BF:224:ALA:N	2.14	0.47
29:BF:58:ALA:C	29:BF:59:GLU:OE2	2.53	0.47
31:BH:158:GLY:O	31:BH:159:LYS:CB	2.60	0.47
32:BI:30:LEU:O	32:BI:35:LEU:HG	2.15	0.47
55:BK:18:ALA:O	55:BK:39:CYS:HB3	2.15	0.47
55:BK:73:PRO:HB2	55:BK:78:LEU:HG	1.97	0.47
34:BO:33:ALA:HB1	34:BO:39:VAL:CG2	2.44	0.47
36:BQ:85:ILE:HG23	36:BQ:136:TRP:CZ2	2.48	0.47
43:BR:107:ASP:C	43:BR:107:ASP:OD1	2.53	0.47
37:BS:41:LYS:HZ2	37:BS:42:HIS:CG	2.24	0.47
38:BT:50:GLU:O	38:BT:51:TRP:C	2.46	0.47
44:BU:94:VAL:HG11	45:BV:4:ILE:CG2	2.40	0.47
45:BV:19:VAL:CG1	45:BV:21:ARG:CZ	2.47	0.47
45:BV:43:GLU:H	45:BV:44:GLN:HE22	1.62	0.47

*Continued on next page...*



*Continued from previous page...*

Atom-1	Atom-2	Interatomic distance (Å)	Clash overlap (Å)
45:BV:68:LYS:C	45:BV:69:ILE:HD12	2.35	0.47
39:BW:19:LEU:O	39:BW:20:VAL:O	2.32	0.47
39:BW:23:LEU:HD13	39:BW:35:ILE:HG22	1.96	0.47
40:BX:43:GLU:H	40:BX:43:GLU:CD	2.16	0.47
40:BX:25:GLN:HA	40:BX:64:ALA:O	2.14	0.47
41:BY:32:ARG:C	41:BY:33:GLU:CD	2.72	0.47
41:BY:45:GLY:C	41:BY:62:VAL:HG12	2.16	0.47
41:BY:52:ARG:CD	41:BY:95:ASN:OD1	2.48	0.47
1:AA:1014:A:C5	22:AS:34:TRP:CZ3	3.02	0.47
1:AA:1104:G:O2'	5:AB:111:ARG:NH2	2.47	0.47
1:AA:1198:G:H2'	1:AA:1199:U:O4'	2.14	0.47
1:AA:192:U:H2'	1:AA:193:C:C6	2.49	0.47
1:AA:252:U:O2'	1:AA:275:G:N2	2.48	0.47
1:AA:32:A:C6	1:AA:33:A:C6	3.03	0.47
1:AA:737:A:H2'	1:AA:738:C:C6	2.50	0.47
1:AA:1107:C:OP1	6:AC:172:ARG:HA	2.14	0.47
7:AD:17:VAL:HG11	7:AD:197:PRO:HG2	1.95	0.47
8:AE:152:ARG:NH1	11:AH:44:PHE:H	2.13	0.47
46:B2:11:MET:O	46:B2:12:THR:C	2.52	0.47
47:B3:1:MET:SD	47:B3:3:ARG:CD	2.96	0.47
47:B3:51:ALA:O	47:B3:53:LEU:CA	2.58	0.47
49:B4:11:PRO:CA	49:B4:40:HIS:HD2	2.22	0.47
51:B6:16:ALA:HB1	51:B6:42:PRO:CG	2.45	0.47
52:B7:33:ARG:CA	52:B7:37:LYS:HD2	2.45	0.47
52:B7:33:ARG:CB	52:B7:37:LYS:HD2	2.45	0.47
52:B7:43:THR:O	52:B7:45:SER:CA	2.62	0.47
26:BA:1832:C:N4	26:BA:1833:U:C4	2.82	0.47
26:BA:2261:C:C2'	26:BA:2261:C:O2	2.63	0.47
26:BA:2266:A:N1	26:BA:2272:U:H3'	2.29	0.47
26:BA:2367:G:N3	26:BA:2368:C:C6	2.83	0.47
26:BA:2391:G:N2	26:BA:2429:G:H21	2.13	0.47
26:BA:2402:C:C6	26:BA:2402:C:C3'	2.97	0.47
26:BA:197:A:N6	26:BA:2430:A:C8	2.83	0.47
26:BA:2484:G:C2'	26:BA:2485:G:C5'	2.83	0.47
26:BA:2494:G:N1	26:BA:2495:G:C6	2.82	0.47
26:BA:2505:G:O2'	26:BA:2506:U:H5''	2.15	0.47
26:BA:2533:A:N7	26:BA:2534:A:N7	2.62	0.47
26:BA:2565:A:C4'	26:BA:2566:A:OP2	2.59	0.47
26:BA:2579:C:H2'	26:BA:2580:U:H5'	0.62	0.47
26:BA:2657:A:N7	26:BA:2665:A:N6	2.63	0.47
26:BA:2748:A:H8	26:BA:2749:A:C5	2.21	0.47

*Continued on next page...*



*Continued from previous page...*

Atom-1	Atom-2	Interatomic distance (Å)	Clash overlap (Å)
26:BA:2810:A:C3'	26:BA:2811:G:C5'	2.80	0.47
26:BA:359:A:C2'	26:BA:360:G:C8	2.98	0.47
26:BA:94:G:O2'	46:B2:41:GLU:CD	2.53	0.47
27:BD:208:GLY:CA	27:BD:211:HIS:CD2	2.94	0.47
28:BE:269:ILE:N	28:BE:269:ILE:CD1	2.51	0.47
30:BG:53:LYS:O	30:BG:54:ALA:CB	2.63	0.47
31:BH:94:ARG:CA	31:BH:127:GLN:HE22	2.27	0.47
32:BI:3:VAL:HG21	32:BI:21:VAL:HB	1.95	0.47
32:BI:6:LEU:CD1	32:BI:6:LEU:O	2.58	0.47
55:BK:22:PRO:CD	55:BK:23:PRO:HD2	2.45	0.47
26:BA:1137:G:N2	33:BN:86:MET:HE1	2.18	0.47
34:BO:99:PHE:HE2	38:BT:24:LYS:NZ	1.96	0.47
35:BP:102:ASP:O	35:BP:102:ASP:CG	2.53	0.47
36:BQ:122:PHE:HB2	36:BQ:136:TRP:HZ2	1.76	0.47
37:BS:46:GLN:C	37:BS:47:LEU:HG	2.35	0.47
37:BS:46:GLN:CB	37:BS:57:THR:HG21	2.38	0.47
37:BS:80:SER:OG	37:BS:81:ALA:N	2.48	0.47
38:BT:13:ILE:CG1	38:BT:33:SER:HB2	2.45	0.47
44:BU:9:VAL:HG12	44:BU:13:ARG:NH2	2.28	0.47
26:BA:446:G:OP2	44:BU:3:ARG:CB	2.63	0.47
44:BU:8:ILE:O	44:BU:11:ARG:HG3	2.14	0.47
26:BA:518:G:H4'	39:BW:18:ARG:NH2	2.30	0.47
39:BW:57:ASN:O	39:BW:58:ALA:O	2.32	0.47
40:BX:13:LYS:O	40:BX:15:MET:N	2.47	0.47
40:BX:48:THR:O	40:BX:50:GLU:CD	2.52	0.47
42:BZ:114:ASP:OD1	42:BZ:114:ASP:N	2.47	0.47
42:BZ:62:PHE:CD1	42:BZ:87:THR:CG2	2.97	0.47
1:AA:1305:G:H21	1:AA:1331:G:H2'	1.80	0.47
1:AA:976:G:N2	1:AA:361(A):C:H2'	2.30	0.47
1:AA:817:C:H4'	1:AA:818:G:OP1	2.14	0.47
1:AA:946:A:O2'	1:AA:1333:A:C2'	2.62	0.47
1:AA:95:U:H2'	1:AA:96:G:C8	2.50	0.47
7:AD:198:VAL:O	7:AD:199:ASN:HB3	2.14	0.47
11:AH:49:GLU:OE1	11:AH:60:ARG:HB3	2.15	0.47
15:AL:60:LEU:HD23	15:AL:64:TYR:CB	2.44	0.47
6:AC:29:TYR:CD1	17:AN:36:PHE:HE1	2.33	0.47
1:AA:279:A:C8	20:AQ:95:TYR:HE2	2.33	0.47
9:AF:46:ARG:NH1	21:AR:37:VAL:HG11	2.30	0.47
21:AR:80:PRO:HB2	21:AR:83:GLU:HB2	1.96	0.47
2:AV:11:C:H2'	2:AV:12:U:H6	1.80	0.47
48:B0:31:VAL:CG1	48:B0:32:LYS:N	2.77	0.47

*Continued on next page...*



*Continued from previous page...*

Atom-1	Atom-2	Interatomic distance (Å)	Clash overlap (Å)
48:B0:36:ILE:N	48:B0:68:VAL:HG21	2.28	0.47
49:B4:20:VAL:O	49:B4:30:GLU:CG	2.63	0.47
51:B6:36:GLU:HA	51:B6:52:GLU:OE2	2.14	0.47
52:B7:21:ARG:NH2	52:B7:43:THR:CA	2.77	0.47
53:B8:26:LYS:H	53:B8:45:GLY:C	2.18	0.47
26:BA:1059:G:C1'	55:BK:117:ASN:OD1	2.63	0.47
26:BA:1076:C:H4'	55:BK:94:ARG:NE	2.29	0.47
26:BA:125:G:C3'	52:B7:19:ARG:HH12	2.24	0.47
26:BA:1823:G:C2	26:BA:1824:G:C8	3.03	0.47
26:BA:2013:A:H4'	39:BW:96:ILE:HG23	1.91	0.47
26:BA:2053:G:N1	26:BA:2617:C:C4	2.82	0.47
26:BA:2092:U:C2	26:BA:2226:C:OP2	2.68	0.47
26:BA:2243:U:O2	26:BA:2244:U:N1	2.48	0.47
26:BA:2255:G:C6	26:BA:2256:G:C5	3.02	0.47
26:BA:2299:G:O2'	26:BA:2300:G:H5'	2.15	0.47
26:BA:2336:A:HO2'	26:BA:2337:G:C5'	1.92	0.47
26:BA:2343:C:HO2'	26:BA:2344:U:H5'	1.70	0.47
26:BA:792:G:C5	26:BA:2440:C:C1'	2.98	0.47
26:BA:2493:U:N3	26:BA:2494:G:N7	2.45	0.47
26:BA:2509:G:H1	26:BA:2579:C:H42	1.62	0.47
26:BA:2515:C:N4	26:BA:2570:G:C6	2.83	0.47
26:BA:2531:A:C8	26:BA:2531:A:O5'	2.67	0.47
26:BA:2074:U:O2'	26:BA:2598:A:O4'	2.32	0.47
26:BA:2611:U:C5'	26:BA:2611:U:C6	2.98	0.47
26:BA:2673:G:N1	26:BA:2674:G:C6	2.82	0.47
26:BA:2742:C:C2'	26:BA:2742:C:O2	2.59	0.47
26:BA:2875:C:N3	26:BA:2876:G:C5	2.83	0.47
26:BA:2900:A:H2'	26:BA:2901:C:O4'	2.15	0.47
26:BA:359:A:H2'	26:BA:360:G:C8	2.50	0.47
26:BA:396:G:H4'	49:B4:39:VAL:CG1	2.27	0.47
26:BA:396:G:O4'	49:B4:39:VAL:CG1	2.59	0.47
26:BA:34:C:C2'	26:BA:455:C:N4	2.69	0.47
26:BA:605:C:H2'	26:BA:606:U:H6	1.79	0.47
26:BA:642:G:H21	26:BA:646:A:H61	1.63	0.47
26:BA:729:G:N1	27:BD:206:LYS:O	2.47	0.47
26:BA:792:G:O2'	26:BA:793:A:P	2.73	0.47
25:BB:41:U:C5	30:BG:50:VAL:HB	2.49	0.47
27:BD:110:LYS:O	27:BD:111:VAL:O	2.32	0.47
27:BD:119:PRO:HA	27:BD:129:LEU:CD2	2.44	0.47
27:BD:173:VAL:O	27:BD:175:LEU:CD2	2.63	0.47
27:BD:97:ASP:HB3	27:BD:99:GLU:OE2	2.15	0.47

*Continued on next page...*



*Continued from previous page...*

Atom-1	Atom-2	Interatomic distance (Å)	Clash overlap (Å)
28:BE:199:ALA:CA	28:BE:312:ARG:C	2.82	0.47
28:BE:246:VAL:HG13	28:BE:247:ARG:H	1.79	0.47
28:BE:247:ARG:CB	28:BE:249:THR:OG1	2.62	0.47
28:BE:202:ALA:CA	28:BE:262:THR:HB	2.44	0.47
29:BF:244:ALA:C	29:BF:246:ARG:H	2.15	0.47
30:BG:97:GLN:HB2	30:BG:106:PHE:CZ	2.38	0.47
31:BH:148:ARG:HH12	31:BH:163:TYR:HA	1.63	0.47
31:BH:60:HIS:O	31:BH:61:ARG:C	2.53	0.47
32:BI:7:LYS:CD	32:BI:12:LYS:CE	2.84	0.47
55:BK:11:LEU:HD11	55:BK:28:LEU:HG	1.96	0.47
26:BA:1082:U:OP1	55:BK:123:ALA:HB2	2.14	0.47
33:BN:77:GLY:O	33:BN:79:PHE:C	2.52	0.47
34:BO:31:ARG:HB3	34:BO:32:TYR:CE1	2.49	0.47
35:BP:127:GLU:O	35:BP:131:GLU:HG3	2.15	0.47
35:BP:65:ASP:CB	35:BP:109:LEU:N	2.77	0.47
36:BQ:18:GLU:HG2	36:BQ:23:ILE:CD1	2.41	0.47
36:BQ:61:LEU:O	36:BQ:63:ALA:N	2.47	0.47
37:BS:24:LEU:HA	37:BS:33:ARG:NH2	2.21	0.47
26:BA:494:G:C4'	39:BW:6:ILE:HG22	2.32	0.47
42:BZ:118:HIS:CE1	42:BZ:166:LEU:O	2.67	0.47
42:BZ:149:ALA:HB1	42:BZ:163:ASP:O	2.15	0.47
42:BZ:63:PRO:O	42:BZ:64:ALA:HB3	2.12	0.47
42:BZ:73:LYS:HG3	42:BZ:75:LYS:CE	2.45	0.47
1:AA:1219:U:OP2	17:AN:19:ARG:NH1	2.47	0.47
1:AA:1236:A:H4'	1:AA:1304:G:C4'	2.43	0.47
1:AA:1254:C:H2'	1:AA:1255:G:H8	1.79	0.47
1:AA:1255:G:C5'	1:AA:1256:A:OP1	2.63	0.47
1:AA:834:C:H2'	1:AA:835:U:H6	1.80	0.47
2:AV:13:C:O2	2:AV:13:C:H2'	2.14	0.47
2:AV:7:U:C5'	2:AV:8:U:P	2.93	0.47
48:B0:41:ARG:O	48:B0:67:VAL:CG1	2.62	0.47
46:B2:19:GLU:CD	46:B2:20:LEU:N	2.68	0.47
47:B3:43:ILE:CD1	47:B3:43:ILE:H	2.08	0.47
26:BA:1365:A:P	49:B4:3:LYS:HD2	2.55	0.47
51:B6:12:MET:HA	51:B6:13:GLU:OE1	2.13	0.47
53:B8:58:MET:HB3	53:B8:59:LYS:H	1.53	0.47
54:B9:24:LEU:CD2	54:B9:35:ARG:HG3	2.45	0.47
26:BA:1184:G:H2'	26:BA:1185:C:H5'	1.97	0.47
26:BA:1257:C:O2'	29:BF:83:ALA:HB1	2.14	0.47
26:BA:143:C:O4'	26:BA:143:C:OP2	2.33	0.47
26:BA:1639:U:O2'	26:BA:2699:C:H4'	2.14	0.47

*Continued on next page...*



*Continued from previous page...*

Atom-1	Atom-2	Interatomic distance (Å)	Clash overlap (Å)
26:BA:1781:C:H6	26:BA:1781:C:H3'	1.80	0.47
26:BA:2071:A:C2	26:BA:2441:C:C4	3.03	0.47
26:BA:2544:G:H5''	26:BA:2645:G:C8	2.31	0.47
26:BA:242:G:O2'	26:BA:254:G:N1	2.46	0.47
26:BA:2596:U:C6	26:BA:2597:G:C8	3.03	0.47
26:BA:2718:G:C4	26:BA:2719:G:C8	3.03	0.47
26:BA:2772:C:N3	26:BA:2773:C:C4	2.83	0.47
26:BA:2816:C:C5'	26:BA:2816:C:H6	2.27	0.47
26:BA:2881:C:C3'	26:BA:2881:C:C6	2.98	0.47
26:BA:460:A:C4	26:BA:461:C:C6	3.02	0.47
26:BA:527:C:H6	26:BA:2779:U:C2'	2.27	0.47
26:BA:63:U:C6	26:BA:63:U:H3'	2.49	0.47
26:BA:72:U:C6	46:B2:57:LYS:CD	2.98	0.47
26:BA:929:G:H1'	47:B3:43:ILE:HG12	1.91	0.47
27:BD:75:GLY:H	27:BD:116:MET:HB2	1.79	0.47
27:BD:162:GLN:OE1	27:BD:162:GLN:N	2.48	0.47
27:BD:164:LEU:HD23	27:BD:164:LEU:HA	1.66	0.47
27:BD:131:LEU:HD11	27:BD:187:CYS:HB2	1.95	0.47
28:BE:225:LYS:O	28:BE:226:HIS:CE1	2.68	0.47
28:BE:315:VAL:C	28:BE:317:PRO:CD	2.80	0.47
29:BF:102:LEU:HD22	29:BF:106:GLU:CB	2.25	0.47
29:BF:113:SER:O	29:BF:114:ALA:O	2.32	0.47
29:BF:55:ARG:HG3	29:BF:56:THR:OG1	2.15	0.47
30:BG:23:VAL:O	30:BG:23:VAL:CG2	2.62	0.47
30:BG:49:PRO:HG3	30:BG:72:LYS:C	2.32	0.47
31:BH:36:PHE:C	31:BH:37:HIS:ND1	2.68	0.47
32:BI:116:GLU:HG3	32:BI:130:PRO:O	2.14	0.47
32:BI:40:THR:O	32:BI:43:ASN:N	2.48	0.47
55:BK:132:ALA:O	55:BK:137:ILE:CA	2.63	0.47
26:BA:1140:C:H42	33:BN:49:ARG:CZ	2.25	0.47
34:BO:107:ARG:HG3	34:BO:115:ILE:HG21	1.96	0.47
34:BO:9:LYS:N	34:BO:83:ALA:CB	2.78	0.47
35:BP:94:ARG:HH21	35:BP:118:LEU:HB2	1.80	0.47
36:BQ:65:ARG:HG2	36:BQ:85:ILE:HG21	1.96	0.47
38:BT:11:THR:CG2	38:BT:12:ASP:H	1.94	0.47
38:BT:6:CYS:C	38:BT:8:TYR:N	2.65	0.47
44:BU:99:ALA:HB3	44:BU:106:PHE:CE1	2.42	0.47
44:BU:47:TYR:HE2	45:BV:74:TYR:C	2.08	0.47
45:BV:61:VAL:HG13	45:BV:96:LEU:HD23	1.97	0.47
45:BV:87:ARG:O	45:BV:88:GLN:O	2.33	0.47
39:BW:36:LEU:HD13	39:BW:47:VAL:CG1	2.38	0.47

*Continued on next page...*



*Continued from previous page...*

Atom-1	Atom-2	Interatomic distance (Å)	Clash overlap (Å)
40:BX:11:THR:O	40:BX:15:MET:SD	2.68	0.47
40:BX:32:ALA:CB	40:BX:36:GLU:HB2	2.44	0.47
41:BY:102:ASP:O	41:BY:103:LEU:HG	2.15	0.47
41:BY:33:GLU:C	41:BY:35:TYR:H	2.18	0.47
42:BZ:71:MET:CA	42:BZ:78:PRO:HA	2.32	0.47
1:AA:1082:G:H2'	1:AA:1083:U:O4'	2.15	0.47
1:AA:1364:U:C5	24:AU:14:TRP:CH2	3.03	0.47
1:AA:60:A:N1	1:AA:107:G:O2'	2.36	0.47
1:AA:659:U:H2'	1:AA:660:G:C8	2.50	0.47
1:AA:1080:A:H5'	8:AE:14:ARG:NH2	2.30	0.47
13:AJ:90:LEU:N	13:AJ:91:PRO:HD2	2.25	0.47
1:AA:278:G:O6	20:AQ:95:TYR:HB3	2.15	0.47
22:AS:13:ASP:HA	22:AS:16:LEU:HB3	1.96	0.47
47:B3:26:LEU:HD22	47:B3:47:VAL:HG23	1.95	0.47
49:B4:14:ILE:CG1	49:B4:39:VAL:HB	2.45	0.47
50:B5:18:MET:O	50:B5:21:SER:N	2.48	0.47
51:B6:12:MET:HE3	51:B6:54:LYS:CA	2.45	0.47
52:B7:31:LEU:C	52:B7:33:ARG:N	2.64	0.47
54:B9:25:VAL:HG23	54:B9:34:GLN:HB3	1.84	0.47
26:BA:1434:A:H61	26:BA:1558:A:N6	2.13	0.47
26:BA:1664:A:C8	26:BA:1664:A:C3'	2.96	0.47
26:BA:2051:A:C3'	28:BE:238:LEU:CD2	2.93	0.47
26:BA:2067:G:N2	26:BA:2444:G:N3	2.62	0.47
26:BA:2077:A:C5	26:BA:2435:A:N7	2.83	0.47
26:BA:2217:G:C2	26:BA:2218:G:C5	3.02	0.47
26:BA:2248:C:C3'	26:BA:2249:U:C5'	2.93	0.47
26:BA:2309:A:H5'	26:BA:2310:A:P	2.48	0.47
26:BA:2331:G:C4	26:BA:2332:U:N3	2.81	0.47
26:BA:2283:C:C6	26:BA:2389:G:C2	3.03	0.47
26:BA:2460:U:C2	26:BA:2493:U:C5	3.00	0.47
26:BA:2495:G:C2	26:BA:2496:C:H1'	2.50	0.47
26:BA:2503:A:O2'	26:BA:2504:U:OP1	2.20	0.47
26:BA:2511:U:C4	26:BA:2512:C:C5	3.03	0.47
26:BA:2554:U:C4'	26:BA:2554:U:C6	2.98	0.47
26:BA:2623:G:H4'	26:BA:2826:A:O4'	2.15	0.47
26:BA:2836:U:H3'	26:BA:2836:U:C6	2.48	0.47
26:BA:2881:C:H3'	26:BA:2881:C:C6	2.50	0.47
26:BA:721:C:H2'	26:BA:722:A:H8	1.80	0.47
26:BA:780:G:N3	26:BA:785:G:O6	2.48	0.47
26:BA:814:C:OP1	45:BV:84:THR:HA	2.14	0.47
26:BA:856:C:H1'	48:B0:24:LYS:HB2	1.97	0.47

*Continued on next page...*



*Continued from previous page...*

Atom-1	Atom-2	Interatomic distance (Å)	Clash overlap (Å)
28:BE:262:THR:OG1	28:BE:266:LYS:NZ	2.47	0.47
28:BE:74:GLU:CA	28:BE:293:TYR:HD2	2.06	0.47
29:BF:202:THR:CG2	29:BF:203:ALA:H	2.27	0.47
30:BG:136:ARG:HD2	30:BG:136:ARG:H	1.80	0.47
31:BH:33:THR:OG1	31:BH:33:THR:O	2.32	0.47
32:BI:145:VAL:C	32:BI:146:THR:CG2	2.72	0.47
32:BI:59:ALA:HA	32:BI:62:LEU:CG	2.44	0.47
32:BI:95:SER:HB2	32:BI:117:LEU:HD11	1.97	0.47
33:BN:15:ARG:HA	33:BN:44:ALA:N	2.29	0.47
34:BO:102:VAL:HG12	34:BO:103:ALA:N	2.30	0.47
35:BP:114:VAL:O	35:BP:115:ARG:CB	2.53	0.47
35:BP:66:VAL:HG23	35:BP:109:LEU:C	2.21	0.47
36:BQ:101:MET:SD	36:BQ:101:MET:O	2.73	0.47
36:BQ:54:VAL:O	36:BQ:54:VAL:HG13	2.15	0.47
37:BS:34:LEU:HB3	37:BS:101:VAL:O	2.15	0.47
37:BS:66:LEU:CD1	37:BS:66:LEU:N	2.77	0.47
37:BS:76:GLY:C	37:BS:83:LEU:CD1	2.83	0.47
38:BT:44:ARG:HG3	38:BT:45:GLU:N	2.17	0.47
45:BV:43:GLU:N	45:BV:44:GLN:HE22	2.13	0.47
41:BY:6:LYS:HA	41:BY:9:LYS:HB2	1.96	0.47
42:BZ:117:VAL:HB	42:BZ:167:THR:HB	1.96	0.47
42:BZ:51:LEU:HD21	42:BZ:63:PRO:HB3	1.97	0.47
42:BZ:63:PRO:O	42:BZ:85:MET:HA	2.15	0.47
1:AA:1260:C:H5'	1:AA:1285:A:OP2	2.15	0.46
1:AA:1279:A:H5''	1:AA:1280:A:OP1	2.15	0.46
1:AA:1308:U:H2'	1:AA:1309:G:H8	1.81	0.46
1:AA:582:U:H1'	20:AQ:105:ALA:C	2.36	0.46
11:AH:65:TYR:HA	11:AH:79:VAL:HG23	1.96	0.46
12:AI:37:PHE:CZ	12:AI:74:ILE:HG12	2.50	0.46
13:AJ:64:GLU:CG	17:AN:59:ALA:HB2	2.45	0.46
15:AL:45:PRO:CD	15:AL:50:SER:HA	2.44	0.46
47:B3:20:LYS:HD2	47:B3:23:LEU:HD12	1.90	0.46
52:B7:17:GLY:C	52:B7:44:VAL:CG2	2.49	0.46
54:B9:10:MET:HB3	54:B9:32:HIS:HE2	1.78	0.46
26:BA:1279:G:H4'	43:BR:31:HIS:NE2	2.30	0.46
26:BA:139:G:C8	26:BA:142:G:H1'	2.51	0.46
26:BA:1394:U:C5'	26:BA:1603:A:H4'	2.45	0.46
26:BA:176:G:C2'	26:BA:177:G:H8	2.27	0.46
26:BA:1872:A:C5	26:BA:1878:G:H1'	2.50	0.46
26:BA:1862:G:H1	26:BA:1880:C:N4	2.13	0.46
26:BA:1773:A:H2	26:BA:1977:A:N1	2.14	0.46

*Continued on next page...*



*Continued from previous page...*

Atom-1	Atom-2	Interatomic distance (Å)	Clash overlap (Å)
26:BA:2024:G:H2'	26:BA:2025:C:O4'	2.15	0.46
26:BA:2061:G:C4	26:BA:2503:A:N3	2.83	0.46
26:BA:2246:G:N9	26:BA:2426:A:N1	2.61	0.46
26:BA:2314:C:H2'	26:BA:2315:G:H8	1.80	0.46
26:BA:2341:G:C6	26:BA:2342:C:N3	2.84	0.46
26:BA:2385:C:C2	26:BA:2386:C:H6	2.18	0.46
26:BA:2442:C:O2'	26:BA:2443:C:H5'	2.15	0.46
26:BA:2489:G:O6	26:BA:2490:G:C6	2.68	0.46
26:BA:2527:C:C2'	26:BA:2528:U:O5'	2.62	0.46
26:BA:1669:A:C3'	26:BA:2550:G:OP1	2.62	0.46
26:BA:264:C:H2'	26:BA:265:A:H5''	1.97	0.46
26:BA:2682:U:C2'	26:BA:2683:C:O5'	2.62	0.46
26:BA:269:U:H5'	26:BA:270(Y):G:N3	2.30	0.46
26:BA:527:C:C6	26:BA:2779:U:H3'	2.49	0.46
26:BA:2817:G:C2	26:BA:2818:G:C1'	2.98	0.46
26:BA:321:G:O2'	26:BA:341:G:H4'	2.15	0.46
26:BA:414:C:OP1	26:BA:1879:C:O2'	2.30	0.46
26:BA:447:A:C5	26:BA:473:G:C5	3.02	0.46
26:BA:533:G:OP1	44:BU:25:TRP:HB2	2.15	0.46
26:BA:566:U:O5'	45:BV:81:ARG:NH2	2.48	0.46
25:BB:41:U:O4	30:BG:50:VAL:O	2.33	0.46
26:BA:1819:A:P	27:BD:154:VAL:CA	3.02	0.46
27:BD:188:ARG:HB3	27:BD:189:ALA:H	1.57	0.46
26:BA:1566:A:N3	27:BD:212:HIS:CB	2.79	0.46
27:BD:230:ASN:O	27:BD:231:ALA:CB	2.53	0.46
28:BE:109:ASP:HA	28:BE:112:LEU:N	2.29	0.46
28:BE:176:HIS:O	28:BE:179:ASP:CA	2.64	0.46
28:BE:268:LEU:CD2	28:BE:270:ASP:N	2.79	0.46
31:BH:115:GLU:O	31:BH:115:GLU:CD	2.54	0.46
31:BH:147:ILE:HD12	31:BH:150:VAL:CG1	2.44	0.46
31:BH:70:LEU:O	31:BH:73:ASN:CB	2.62	0.46
32:BI:8:ASP:N	32:BI:12:LYS:HA	2.18	0.46
36:BQ:45:GLN:HA	36:BQ:125:TRP:NE1	2.30	0.46
43:BR:20:LEU:HD22	43:BR:20:LEU:C	2.35	0.46
37:BS:102:LEU:HD21	37:BS:129:ILE:HG22	1.34	0.46
37:BS:18:THR:O	37:BS:19:ASP:CG	2.54	0.46
37:BS:97:VAL:HG12	37:BS:98:GLU:H	1.78	0.46
44:BU:110:VAL:C	44:BU:113:SER:HG	2.12	0.46
44:BU:46:GLU:C	44:BU:49:ASP:HB2	2.30	0.46
45:BV:18:ASP:HA	45:BV:96:LEU:HA	1.97	0.46
39:BW:45:TYR:O	39:BW:46:PHE:O	2.33	0.46

*Continued on next page...*



*Continued from previous page...*

Atom-1	Atom-2	Interatomic distance (Å)	Clash overlap (Å)
39:BW:52:GLU:OE2	39:BW:52:GLU:CA	2.63	0.46
41:BY:102:ASP:O	41:BY:108:ARG:HB3	2.15	0.46
41:BY:103:LEU:HD23	41:BY:108:ARG:CB	2.26	0.46
42:BZ:71:MET:HA	42:BZ:78:PRO:HB3	1.95	0.46
1:AA:1260:C:O5'	1:AA:1284:C:H4'	2.15	0.46
1:AA:578:C:O2	1:AA:728:A:H2	1.98	0.46
5:AB:28:PHE:HZ	5:AB:42:ILE:HD11	1.80	0.46
6:AC:10:PHE:O	6:AC:10:PHE:CG	2.67	0.46
6:AC:82:GLU:HG3	6:AC:83:ARG:N	2.30	0.46
7:AD:59:ARG:CZ	7:AD:59:ARG:HA	2.46	0.46
1:AA:953:G:H1'	16:AM:125:ARG:HA	1.97	0.46
16:AM:84:ILE:HG13	16:AM:85:GLY:H	1.80	0.46
3:AW:72:C:H2'	3:AW:73:A:O5'	2.15	0.46
49:B4:33:VAL:O	49:B4:34:ASP:CG	2.51	0.46
49:B4:68:ARG:HB2	49:B4:72:LYS:HG3	1.97	0.46
53:B8:30:ARG:HH21	53:B8:41:ILE:CG2	2.22	0.46
26:BA:1007:C:C4'	33:BN:86:MET:O	2.63	0.46
26:BA:1057:A:H61	26:BA:1081:U:H3	1.64	0.46
26:BA:142:G:OP1	26:BA:1596:A:H5'	2.16	0.46
26:BA:1629:U:O2	26:BA:2698:U:C5'	2.63	0.46
26:BA:1775:U:H2'	26:BA:1776:G:O4'	2.15	0.46
26:BA:198:C:HO2'	26:BA:2243:U:HO2'	1.54	0.46
26:BA:2000:G:H2'	26:BA:2001:A:H8	1.81	0.46
26:BA:2218:G:H2'	26:BA:2219:G:H8	1.79	0.46
26:BA:2412:A:H2'	26:BA:2413:G:O4'	2.16	0.46
26:BA:631:A:N1	26:BA:2416:C:C1'	2.78	0.46
26:BA:2431:U:C2	26:BA:2433:A:C8	3.03	0.46
26:BA:2467:C:O3'	36:BQ:141:MET:HE3	2.16	0.46
26:BA:2485:G:C2'	26:BA:2486:G:O4'	2.63	0.46
26:BA:2511:U:H2'	26:BA:2512:C:O5'	2.15	0.46
26:BA:2576:G:C2'	26:BA:2576:G:N3	2.77	0.46
26:BA:2662:A:H2	26:BA:2663:G:H4'	1.80	0.46
26:BA:2681:C:O2'	26:BA:2682:U:H5'	2.12	0.46
26:BA:2705:A:C5	26:BA:2706:G:C5	3.03	0.46
26:BA:2720:U:C2	26:BA:2721:A:C8	3.03	0.46
26:BA:2748:A:O2'	31:BH:62:ALA:CA	2.64	0.46
26:BA:2817:G:C2	26:BA:2818:G:N9	2.84	0.46
26:BA:729:G:O5'	27:BD:207:ALA:HB2	2.15	0.46
26:BA:828:U:H4'	26:BA:831:G:C2	2.50	0.46
26:BA:872:A:H2'	26:BA:873:G:H8	1.80	0.46
27:BD:141:HIS:CE1	27:BD:193:GLU:O	2.69	0.46

*Continued on next page...*



*Continued from previous page...*

Atom-1	Atom-2	Interatomic distance (Å)	Clash overlap (Å)
27:BD:74:PRO:HD2	27:BD:96:ALA:H	1.80	0.46
28:BE:212:GLY:O	28:BE:216:ARG:CG	2.45	0.46
26:BA:2051:A:C3'	28:BE:238:LEU:HD23	2.45	0.46
28:BE:200:ASP:O	28:BE:312:ARG:N	2.48	0.46
29:BF:148:VAL:O	29:BF:149:LYS:HG3	2.15	0.46
29:BF:167:ASP:OD1	29:BF:167:ASP:N	2.43	0.46
30:BG:71:ALA:C	30:BG:72:LYS:HD3	2.24	0.46
31:BH:83:GLU:CD	31:BH:84:LYS:C	2.74	0.46
32:BI:141:LEU:CD2	32:BI:142:LYS:H	2.25	0.46
32:BI:23:ASP:O	32:BI:25:TYR:N	2.48	0.46
33:BN:103:VAL:CG1	33:BN:104:TYR:N	2.71	0.46
26:BA:7:G:C5'	33:BN:6:PHE:CD2	2.93	0.46
36:BQ:52:LYS:HD2	36:BQ:53:PRO:HD2	1.96	0.46
36:BQ:93:ILE:HG22	36:BQ:94:ARG:N	2.30	0.46
44:BU:95:LEU:O	44:BU:98:ILE:CD1	2.62	0.46
45:BV:35:LEU:N	45:BV:60:VAL:HG11	2.28	0.46
40:BX:3:ASP:O	46:B2:24:LYS:NZ	2.48	0.46
40:BX:52:VAL:HG22	40:BX:66:VAL:HA	1.97	0.46
40:BX:25:GLN:NE2	40:BX:65:VAL:CG2	2.78	0.46
40:BX:71:ASP:HB3	40:BX:72:ASP:H	1.57	0.46
41:BY:49:GLU:CG	41:BY:59:GLU:CA	2.66	0.46
42:BZ:112:LEU:HD21	42:BZ:171:VAL:C	2.35	0.46
42:BZ:62:PHE:CZ	42:BZ:87:THR:CG2	2.99	0.46
1:AA:1053:G:H5''	1:AA:1053:G:C8	2.47	0.46
1:AA:1144:G:N2	1:AA:1146:A:H62	2.12	0.46
1:AA:1291:G:OP1	10:AG:37:ASN:ND2	2.47	0.46
1:AA:1443:G:C8	1:AA:1443:G:H5'	2.50	0.46
1:AA:20:U:N1	1:AA:916:G:N2	2.64	0.46
1:AA:62:U:O5'	1:AA:385:C:O2'	2.33	0.46
1:AA:564:C:O3'	11:AH:91:ARG:NH2	2.44	0.46
1:AA:757:U:H2'	1:AA:758:G:O4'	2.15	0.46
1:AA:958:A:C2	22:AS:55:LYS:CB	2.87	0.46
11:AH:9:MET:HG3	11:AH:26:VAL:HG21	1.96	0.46
11:AH:63:LEU:H	11:AH:63:LEU:HD22	1.81	0.46
14:AK:29:ILE:HG22	14:AK:44:SER:HB2	1.98	0.46
15:AL:12:ARG:HD2	15:AL:13:LYS:HZ2	1.79	0.46
19:AP:27:LYS:C	19:AP:29:ASP:H	2.18	0.46
22:AS:66:MET:HB2	22:AS:74:PHE:CE2	2.50	0.46
23:AT:50:GLU:H	23:AT:99:LEU:HD12	1.80	0.46
3:AW:37:YYG:O22	10:AG:84:ASN:O	2.33	0.46
48:B0:29:GLU:OE1	48:B0:29:GLU:CA	2.62	0.46

*Continued on next page...*



*Continued from previous page...*

Atom-1	Atom-2	Interatomic distance (Å)	Clash overlap (Å)
48:B0:67:VAL:HG11	48:B0:74:LYS:CD	2.38	0.46
46:B2:4:HIS:O	46:B2:8:ILE:HG13	2.13	0.46
49:B4:38:GLY:O	49:B4:39:VAL:CB	2.63	0.46
49:B4:68:ARG:NE	49:B4:72:LYS:HG2	2.25	0.46
51:B6:39:LYS:O	51:B6:40:TYR:CD1	2.64	0.46
26:BA:1023:U:H2'	26:BA:1024:G:O4'	2.15	0.46
26:BA:51:G:O2'	26:BA:119:A:N1	2.37	0.46
26:BA:1358:G:N7	26:BA:1371:G:C6	2.84	0.46
26:BA:743:G:O2'	26:BA:1659:U:OP1	2.24	0.46
26:BA:1670:C:OP2	26:BA:1671:U:H5	1.97	0.46
26:BA:2195:C:H5''	26:BA:2195:C:C6	2.46	0.46
26:BA:2075:U:C4	26:BA:2238:G:O6	2.69	0.46
26:BA:2307:G:C8	26:BA:2307:G:H5''	2.47	0.46
26:BA:2367:G:N3	26:BA:2368:C:C5	2.83	0.46
26:BA:2380:C:H3'	26:BA:2380:C:H6	1.81	0.46
26:BA:827:U:C5	26:BA:2430:A:C2	3.03	0.46
26:BA:2478:A:N7	26:BA:2479:G:C5	2.83	0.46
26:BA:2491:U:O2'	26:BA:2492:U:O5'	2.31	0.46
26:BA:2491:U:C2'	26:BA:2492:U:H5'	2.26	0.46
26:BA:2516:G:H22	26:BA:2569:G:H1'	1.81	0.46
26:BA:2564:A:C4	26:BA:2565:A:N7	2.84	0.46
26:BA:2584:U:N1	26:BA:2585:U:C4	2.82	0.46
26:BA:2649:U:H2'	26:BA:2650:U:C5	2.49	0.46
26:BA:2652:C:H2'	26:BA:2653:U:C5'	2.45	0.46
26:BA:2679:A:N6	26:BA:2728:U:H3	2.00	0.46
26:BA:2795:G:OP2	26:BA:2795:G:H3'	2.15	0.46
26:BA:2808:U:P	26:BA:2809:A:OP2	2.73	0.46
26:BA:557:U:H5''	33:BN:92:GLN:HB2	1.97	0.46
26:BA:855:G:C2'	48:B0:25:LYS:HZ3	2.29	0.46
26:BA:89:G:H3'	26:BA:90:U:H5''	1.96	0.46
25:BB:75:G:C1'	42:BZ:22:VAL:HG21	2.44	0.46
27:BD:175:LEU:HB2	27:BD:179:GLU:N	2.28	0.46
28:BE:256:THR:HG22	28:BE:259:HIS:CE1	2.50	0.46
29:BF:157:LEU:O	29:BF:160:LEU:N	2.48	0.46
30:BG:19:GLU:HB2	30:BG:135:VAL:CB	2.42	0.46
31:BH:95:ALA:N	31:BH:127:GLN:NE2	2.54	0.46
31:BH:159:LYS:N	31:BH:162:ARG:HH12	2.14	0.46
31:BH:85:ALA:CB	31:BH:164:GLU:HG2	2.45	0.46
31:BH:40:MET:HA	31:BH:54:PRO:CG	2.46	0.46
32:BI:26:ALA:HB1	32:BI:30:LEU:HD12	1.96	0.46
32:BI:56:ARG:O	32:BI:60:GLU:CB	2.64	0.46

*Continued on next page...*



*Continued from previous page...*

Atom-1	Atom-2	Interatomic distance (Å)	Clash overlap (Å)
34:BO:21:VAL:HG13	34:BO:39:VAL:CG1	2.45	0.46
35:BP:67:ARG:CZ	35:BP:109:LEU:HD12	2.45	0.46
36:BQ:126:VAL:CG1	36:BQ:127:ASN:N	2.77	0.46
36:BQ:136:TRP:HA	36:BQ:139:ALA:HB3	1.96	0.46
36:BQ:143:VAL:CG2	36:BQ:144:THR:N	2.64	0.46
43:BR:18:LEU:HD21	43:BR:22:ARG:NH2	2.30	0.46
37:BS:32:PRO:CG	37:BS:100:ALA:HA	2.38	0.46
37:BS:21:HIS:CD2	37:BS:24:LEU:CD1	2.96	0.46
44:BU:7:GLY:HA3	44:BU:8:ILE:CD1	2.44	0.46
45:BV:55:THR:O	45:BV:56:VAL:HG23	2.15	0.46
39:BW:25:ARG:O	39:BW:27:LYS:N	2.48	0.46
26:BA:2010:G:O2'	39:BW:42:ARG:NH2	2.48	0.46
41:BY:2:LYS:C	41:BY:3:GLN:HG3	2.35	0.46
41:BY:49:GLU:CB	41:BY:97:ARG:HH11	2.29	0.46
42:BZ:159:THR:O	42:BZ:160:LEU:CG	2.63	0.46
1:AA:112:G:OP1	19:AP:27:LYS:CG	2.64	0.46
1:AA:256:U:H2'	1:AA:257:G:O4'	2.15	0.46
1:AA:324:G:N2	1:AA:327:A:H8	2.13	0.46
1:AA:668:G:H1'	18:AO:46:HIS:CD2	2.50	0.46
1:AA:686:U:O2	14:AK:42:TRP:HZ2	1.98	0.46
1:AA:971:G:OP2	1:AA:1231:G:N2	2.48	0.46
5:AB:155:LEU:HB2	5:AB:159:PRO:HG3	1.97	0.46
5:AB:239:VAL:HG12	5:AB:240:GLN:N	2.28	0.46
7:AD:19:LEU:HD22	7:AD:67:ILE:CG1	2.46	0.46
1:AA:598:U:H4'	11:AH:94:TYR:CB	2.46	0.46
12:AI:45:ALA:O	12:AI:78:LYS:HG3	2.15	0.46
13:AJ:12:ASP:O	13:AJ:16:LEU:HD23	2.16	0.46
15:AL:25:PRO:C	15:AL:27:LEU:H	2.18	0.46
1:AA:979:C:O2	17:AN:19:ARG:NE	2.47	0.46
1:AA:110:C:H4'	19:AP:25:ARG:HB3	1.97	0.46
48:B0:22:GLY:C	48:B0:23:VAL:O	2.52	0.46
48:B0:45:PHE:C	48:B0:46:LYS:HD2	2.35	0.46
49:B4:14:ILE:HD11	49:B4:39:VAL:CB	2.45	0.46
26:BA:2395:C:H5''	49:B4:28:ARG:HH11	1.79	0.46
39:BW:38:TYR:HB3	50:B5:30:LEU:HD21	1.98	0.46
51:B6:16:ALA:CB	51:B6:42:PRO:CG	2.93	0.46
54:B9:10:MET:HB3	54:B9:11:CYS:H	1.48	0.46
54:B9:31:LYS:O	54:B9:32:HIS:CG	2.68	0.46
26:BA:1638:C:OP1	26:BA:2711:A:C5'	2.63	0.46
26:BA:1781:C:C6	26:BA:1781:C:H3'	2.51	0.46
26:BA:194:G:C6	26:BA:195:A:C5	3.04	0.46

*Continued on next page...*



*Continued from previous page...*

Atom-1	Atom-2	Interatomic distance (Å)	Clash overlap (Å)
2:AV:75:C:N4	26:BA:2252:G:N2	2.62	0.46
26:BA:2256:G:C6	26:BA:2257:U:N3	2.83	0.46
26:BA:2246:G:C6	26:BA:2426:A:C4	3.03	0.46
26:BA:2078:C:H1'	26:BA:2434:A:C2	2.50	0.46
26:BA:2469:A:C5	26:BA:2470:G:C8	3.03	0.46
26:BA:2474:C:C5	26:BA:2475:C:C4	3.03	0.46
26:BA:2620:C:C5	26:BA:2621:A:C8	3.03	0.46
26:BA:2633:G:C8	26:BA:2633:G:O5'	2.64	0.46
26:BA:2742:C:OP1	54:B9:35:ARG:CD	2.63	0.46
26:BA:2773:C:H2'	26:BA:2774:C:O5'	2.16	0.46
26:BA:2793:G:C5	26:BA:2794:C:C4	3.03	0.46
26:BA:2839:G:N2	26:BA:2840:C:N1	2.64	0.46
26:BA:2842:G:C2	26:BA:2876:G:N2	2.83	0.46
26:BA:349:G:N3	26:BA:349:G:H2'	2.31	0.46
26:BA:455:C:OP1	26:BA:472:A:N1	2.48	0.46
26:BA:684:G:N3	26:BA:775:G:C6	2.84	0.46
26:BA:885:C:H41	26:BA:889:C:C1'	2.23	0.46
26:BA:2024:G:OP1	28:BE:245:ARG:NH1	2.48	0.46
29:BF:159:ALA:O	29:BF:160:LEU:CD2	2.49	0.46
30:BG:29:HIS:N	30:BG:69:ILE:CG1	2.76	0.46
30:BG:63:ILE:O	30:BG:64:ARG:C	2.53	0.46
31:BH:15:THR:CG2	31:BH:26:LYS:C	2.83	0.46
31:BH:52:THR:O	31:BH:64:HIS:CD2	2.68	0.46
31:BH:86:LEU:HD11	31:BH:87:GLU:C	2.35	0.46
55:BK:99:LYS:H	55:BK:99:LYS:HD2	1.80	0.46
33:BN:12:VAL:CG1	33:BN:38:VAL:CG2	2.82	0.46
33:BN:5:GLU:HA	33:BN:109:TYR:HE2	1.77	0.46
34:BO:19:VAL:HA	34:BO:42:THR:O	2.15	0.46
35:BP:53:ARG:CB	35:BP:54:PRO:CD	2.93	0.46
26:BA:2278:A:P	36:BQ:15:THR:HG1	2.39	0.46
26:BA:873:G:C5'	36:BQ:32:LYS:CG	2.93	0.46
37:BS:19:ASP:HB3	37:BS:22:GLN:HG3	1.51	0.46
44:BU:47:TYR:OH	45:BV:74:TYR:O	2.33	0.46
39:BW:8:ARG:HB3	39:BW:8:ARG:NH1	2.28	0.46
40:BX:52:VAL:HG13	40:BX:65:VAL:O	2.15	0.46
26:BA:1340:U:C4	40:BX:57:THR:CG2	2.98	0.46
41:BY:50:VAL:CA	41:BY:51:LEU:HD13	2.44	0.46
1:AA:1317:C:C2	17:AN:16:PHE:CE2	3.04	0.46
1:AA:1429:C:H2'	1:AA:1430:C:H6	1.80	0.46
1:AA:20:U:C1'	1:AA:572:A:C2	2.99	0.46
1:AA:397:A:C6	1:AA:548:G:C6	3.02	0.46

*Continued on next page...*



*Continued from previous page...*

Atom-1	Atom-2	Interatomic distance (Å)	Clash overlap (Å)
1:AA:405:U:C2'	1:AA:406:G:P	3.03	0.46
1:AA:780:A:O5'	1:AA:780:A:H8	1.98	0.46
1:AA:949:A:H2'	1:AA:950:U:C6	2.51	0.46
5:AB:54:THR:HG22	5:AB:58:ILE:HD11	1.97	0.46
5:AB:60:ASP:O	5:AB:64:ARG:HB3	2.15	0.46
7:AD:98:GLU:C	7:AD:100:ARG:N	2.60	0.46
3:AW:41:U:H4'	10:AG:143:ARG:HB3	1.96	0.46
11:AH:35:ILE:O	11:AH:39:LEU:HD23	2.15	0.46
47:B3:41:PRO:HA	47:B3:44:ARG:HB3	1.97	0.46
52:B7:34:ARG:HH12	52:B7:42:LEU:CA	2.14	0.46
52:B7:38:GLY:C	52:B7:40:HIS:CE1	2.89	0.46
26:BA:687:C:H4'	52:B7:4:THR:HG23	1.95	0.46
53:B8:26:LYS:HD3	53:B8:43:GLY:O	2.16	0.46
53:B8:30:ARG:CG	53:B8:31:HIS:H	2.27	0.46
26:BA:585:G:C4	26:BA:1251:C:N4	2.83	0.46
26:BA:1300:U:C6	26:BA:1301:A:C2	3.03	0.46
26:BA:1332:G:C4	26:BA:1609:A:N1	2.83	0.46
26:BA:1956:U:H2'	26:BA:1956:U:O2	2.15	0.46
26:BA:2052:G:H21	28:BE:245:ARG:CD	2.22	0.46
26:BA:2198:A:N6	26:BA:2225:A:N6	2.61	0.46
26:BA:2297:C:N4	26:BA:2320:A:N9	2.64	0.46
26:BA:2358:G:C2	26:BA:2359:C:H5'	2.49	0.46
26:BA:2395:C:C4'	26:BA:2395:C:C6	2.98	0.46
26:BA:2402:C:C6	26:BA:2402:C:H3'	2.50	0.46
26:BA:2246:G:C8	26:BA:2426:A:C2	3.03	0.46
26:BA:792:G:C8	26:BA:2440:C:O2	2.69	0.46
26:BA:2461:C:C1'	26:BA:2492:U:N3	2.78	0.46
26:BA:2514:U:H2'	26:BA:2515:C:C6	2.50	0.46
26:BA:2515:C:C2'	26:BA:2515:C:O2	2.64	0.46
26:BA:2474:C:N4	26:BA:2529:G:H21	2.05	0.46
26:BA:2546:U:C2'	26:BA:2547:U:OP2	2.63	0.46
26:BA:2555:U:HO2'	26:BA:2556:C:P	2.39	0.46
26:BA:2616:C:C5'	26:BA:2616:C:H6	2.28	0.46
26:BA:2617:C:O2	26:BA:2618:G:H5'	2.14	0.46
26:BA:2631:G:C2	26:BA:2632:A:H1'	2.51	0.46
26:BA:2713:A:C3'	26:BA:2714:G:H5''	2.45	0.46
26:BA:2636:U:H3	26:BA:2782:G:H1	1.64	0.46
26:BA:2813:A:C4	26:BA:2814:C:C5	3.03	0.46
26:BA:2842:G:C2	26:BA:2876:G:N3	2.78	0.46
26:BA:321:G:H5'	29:BF:150:THR:HG21	1.97	0.46
26:BA:487:C:H42	26:BA:493:G:H1	1.62	0.46

*Continued on next page...*



*Continued from previous page...*

Atom-1	Atom-2	Interatomic distance (Å)	Clash overlap (Å)
26:BA:531:C:H41	44:BU:38:THR:HA	0.78	0.46
26:BA:636:G:H3'	35:BP:126:SER:HB3	1.97	0.46
26:BA:586:A:N6	26:BA:809:G:HO2'	2.12	0.46
27:BD:167:GLU:C	27:BD:170:TYR:O	2.53	0.46
27:BD:131:LEU:CG	27:BD:187:CYS:O	2.59	0.46
26:BA:1789:A:C3'	27:BD:224:VAL:HG13	2.44	0.46
27:BD:76:ARG:HA	27:BD:114:GLU:N	2.30	0.46
28:BE:232:ARG:O	28:BE:233:ARG:C	2.53	0.46
26:BA:2512:C:C4'	28:BE:235:ILE:HD12	2.43	0.46
29:BF:199:GLU:O	29:BF:200:PRO:O	2.34	0.46
26:BA:2317:C:H4'	30:BG:150:SER:HB3	1.98	0.46
30:BG:27:ILE:O	30:BG:69:ILE:HG21	1.68	0.46
30:BG:97:GLN:HB3	30:BG:106:PHE:CZ	2.49	0.46
31:BH:58:LYS:O	31:BH:59:HIS:C	2.54	0.46
32:BI:21:VAL:HG21	32:BI:30:LEU:HD12	1.97	0.46
33:BN:56:LYS:H	33:BN:56:LYS:CD	2.23	0.46
33:BN:63:ILE:CG2	33:BN:71:TYR:OH	2.55	0.46
36:BQ:130:PRO:HB2	36:BQ:134:PHE:CE1	2.51	0.46
43:BR:41:ALA:O	43:BR:42:LYS:C	2.54	0.46
43:BR:56:LYS:O	43:BR:57:ARG:C	2.54	0.46
26:BA:2334:G:H5'	37:BS:20:TYR:CE1	2.50	0.46
26:BA:2334:G:H5'	37:BS:20:TYR:HE1	1.80	0.46
37:BS:34:LEU:HG	37:BS:103:ASP:N	2.31	0.46
44:BU:113:SER:C	44:BU:115:ASN:H	2.11	0.46
45:BV:14:VAL:HG13	45:BV:15:SER:H	1.74	0.46
45:BV:69:ILE:HG23	45:BV:89:ASN:O	2.15	0.46
42:BZ:174:PRO:C	42:BZ:175:ARG:HG2	2.36	0.46
42:BZ:8:ARG:C	42:BZ:9:THR:HG23	2.36	0.46
1:AA:1062:U:H2'	1:AA:1063:C:C5	2.51	0.46
1:AA:120:A:C8	1:AA:120:A:C3'	2.99	0.46
1:AA:1286:A:N6	1:AA:1355:G:OP1	2.48	0.46
1:AA:976:G:OP2	1:AA:1358:U:H4'	2.15	0.46
1:AA:949:A:H1'	1:AA:1364:U:O2	2.14	0.46
1:AA:597:G:C8	1:AA:597:G:O5'	2.68	0.46
1:AA:770:C:O2'	1:AA:899:C:N3	2.44	0.46
5:AB:160:ASP:O	5:AB:161:ALA:HB2	2.16	0.46
5:AB:9:GLU:OE2	5:AB:12:GLU:HG2	2.16	0.46
7:AD:128:VAL:O	7:AD:130:GLY:N	2.49	0.46
10:AG:31:MET:HG2	10:AG:32:ARG:N	2.30	0.46
1:AA:1319:A:OP2	22:AS:5:LEU:HD22	2.16	0.46
47:B3:1:MET:N	47:B3:2:PRO:CD	2.78	0.46

*Continued on next page...*



*Continued from previous page...*

Atom-1	Atom-2	Interatomic distance (Å)	Clash overlap (Å)
47:B3:4:LEU:HD11	47:B3:39:ASP:HA	1.98	0.46
26:BA:2348:U:C4'	53:B8:42:ARG:HH22	2.24	0.46
26:BA:1127:A:N1	26:BA:2518:A:C2	2.84	0.46
26:BA:1344:G:O2'	26:BA:1384:A:H2'	2.15	0.46
26:BA:13:A:N7	26:BA:525:U:C4	2.84	0.46
26:BA:1522:G:O5'	26:BA:1522:G:H8	1.99	0.46
26:BA:1664:A:N3	26:BA:2726:U:N3	2.63	0.46
26:BA:1676:A:H2'	26:BA:1677:A:O4'	2.16	0.46
26:BA:2032:G:C6	26:BA:2572:A:H2	2.33	0.46
26:BA:2187:G:C2'	26:BA:2188:C:C5'	2.72	0.46
26:BA:2194:G:H2'	26:BA:2194:G:N3	2.30	0.46
26:BA:2094:G:C5	26:BA:2196:C:N3	2.80	0.46
26:BA:2199:A:C4	26:BA:2225:A:C2	3.03	0.46
26:BA:2251:G:C4'	36:BQ:102:ARG:HH22	2.29	0.46
26:BA:2435:A:C2	26:BA:2436:G:C8	3.04	0.46
26:BA:2450:A:N3	26:BA:2451:A:N9	2.63	0.46
26:BA:2453:A:HO2'	26:BA:2454:G:C5'	2.19	0.46
26:BA:2625:G:H2'	26:BA:2626:C:H5'	1.97	0.46
26:BA:2790:A:H2	26:BA:2894:G:C8	2.33	0.46
26:BA:2832:U:C3'	26:BA:2832:U:C6	2.94	0.46
26:BA:440:G:H3'	41:BY:3:GLN:HE21	1.79	0.46
26:BA:476:G:H22	26:BA:478:A:H2'	1.79	0.46
26:BA:510:C:P	26:BA:512:G:H22	2.38	0.46
26:BA:783:A:C6	26:BA:785:G:H1'	2.49	0.46
26:BA:853:G:H2'	26:BA:854:G:C8	2.50	0.46
25:BB:24:G:C8	25:BB:56:G:N7	2.83	0.46
27:BD:109:LEU:HD11	27:BD:126:GLY:HA3	1.97	0.46
27:BD:172:ILE:HG13	27:BD:182:MET:HE3	1.97	0.46
27:BD:191:VAL:HG23	27:BD:192:GLY:N	2.29	0.46
28:BE:251:PRO:O	28:BE:252:GLN:HG2	2.15	0.46
28:BE:44:TYR:CD2	28:BE:306:ARG:O	2.69	0.46
29:BF:11:ASN:HD21	29:BF:160:LEU:CG	2.27	0.46
30:BG:134:LEU:C	30:BG:135:VAL:HG23	2.36	0.46
30:BG:67:ASP:N	30:BG:67:ASP:OD1	2.46	0.46
32:BI:42:ALA:HB3	32:BI:43:ASN:ND2	2.30	0.46
55:BK:112:LYS:HG2	55:BK:112:LYS:O	2.16	0.46
33:BN:68:GLY:O	33:BN:69:TYR:CG	2.69	0.46
33:BN:84:ARG:CA	33:BN:87:LEU:HD13	2.45	0.46
34:BO:77:ILE:CD1	34:BO:78:ARG:HA	2.42	0.46
35:BP:108:VAL:O	35:BP:125:PHE:HB3	2.15	0.46
35:BP:73:VAL:HG13	35:BP:76:LEU:CB	2.46	0.46

*Continued on next page...*



*Continued from previous page...*

Atom-1	Atom-2	Interatomic distance (Å)	Clash overlap (Å)
36:BQ:32:LYS:HD2	36:BQ:32:LYS:O	2.15	0.46
36:BQ:91:HIS:O	36:BQ:111:THR:CB	2.62	0.46
43:BR:63:ARG:HH22	43:BR:77:ARG:HA	1.81	0.46
43:BR:89:ASP:OD1	43:BR:89:ASP:C	2.49	0.46
38:BT:18:GLY:O	38:BT:19:THR:HB	2.15	0.46
38:BT:44:ARG:CG	38:BT:45:GLU:N	2.78	0.46
44:BU:108:ALA:O	44:BU:110:VAL:HB	2.15	0.46
44:BU:117:ARG:HG3	44:BU:118:GLN:N	2.28	0.46
44:BU:14:HIS:NE2	44:BU:36:PHE:HE2	2.10	0.46
45:BV:67:LYS:HG3	45:BV:94:LYS:CG	2.45	0.46
40:BX:7:HIS:CB	40:BX:8:PRO:HD2	2.41	0.46
41:BY:101:LEU:HD13	41:BY:103:LEU:CD1	2.39	0.46
42:BZ:112:LEU:HD12	42:BZ:177:THR:HG21	1.96	0.46
42:BZ:71:MET:HA	42:BZ:78:PRO:N	2.31	0.46
1:AA:118:U:H3'	1:AA:288:A:N6	2.31	0.46
1:AA:1205:U:O2'	6:AC:195:VAL:HG23	2.15	0.46
1:AA:961:U:H5	1:AA:1223:C:H1'	1.79	0.46
1:AA:1254:C:OP1	13:AJ:45:ARG:CD	2.61	0.46
1:AA:127:G:OP1	1:AA:635:G:H1'	2.16	0.46
1:AA:1150:U:H1'	1:AA:1280:A:N6	2.31	0.46
1:AA:1346:A:N6	1:AA:1374:A:H3'	2.31	0.46
1:AA:1414:U:H2'	1:AA:1415:G:C8	2.51	0.46
1:AA:741:G:O2'	18:AO:55:GLY:HA3	2.15	0.46
1:AA:890:G:N2	1:AA:907:A:O5'	2.49	0.46
7:AD:21:LEU:O	7:AD:114:ARG:N	2.48	0.46
1:AA:1377:A:P	10:AG:94:ARG:HH21	2.36	0.46
10:AG:150:ALA:HA	14:AK:59:TYR:CG	2.50	0.46
1:AA:1220:G:O2'	22:AS:36:ARG:HD3	2.16	0.46
1:AA:958:A:H1'	22:AS:55:LYS:HD2	1.98	0.46
47:B3:47:VAL:C	47:B3:48:GLU:OE1	2.49	0.46
26:BA:2080:G:C5'	49:B4:32:HIS:HB3	2.46	0.46
51:B6:37:LEU:CG	51:B6:51:ARG:HG2	2.40	0.46
52:B7:26:SER:OG	52:B7:27:GLY:N	2.47	0.46
52:B7:30:ILE:CB	52:B7:33:ARG:CD	2.71	0.46
26:BA:1152:C:H4'	44:BU:77:SER:HA	1.97	0.46
26:BA:1520:U:C6	26:BA:1520:U:C3'	2.98	0.46
26:BA:1614:A:N6	39:BW:88:ARG:CG	2.74	0.46
26:BA:2100:G:H1'	26:BA:2190:G:H21	1.78	0.46
26:BA:2097:C:N4	26:BA:2192:G:H1	2.14	0.46
26:BA:2273:A:C8	26:BA:2274:A:N9	2.84	0.46
26:BA:2343:C:H2'	26:BA:2343:C:O2	2.15	0.46

*Continued on next page...*



*Continued from previous page...*

Atom-1	Atom-2	Interatomic distance (Å)	Clash overlap (Å)
26:BA:2461:C:C2'	26:BA:2462:U:H5'	2.46	0.46
26:BA:2648:C:C5	26:BA:2649:U:C5	3.03	0.46
26:BA:2689:U:N1	26:BA:2713:A:C6	2.81	0.46
26:BA:2691:C:C4	26:BA:2719:G:N2	2.84	0.46
26:BA:2762:G:C4	26:BA:2763:G:C8	3.02	0.46
26:BA:2772:C:C2	26:BA:2773:C:C5	3.03	0.46
26:BA:2824:C:C4	26:BA:2825:C:C2	3.04	0.46
26:BA:2857:G:H22	26:BA:2859:G:H3'	1.81	0.46
26:BA:2885:C:N3	26:BA:2886:G:H1'	2.31	0.46
26:BA:2887:U:C2'	26:BA:2888:C:H5'	2.46	0.46
26:BA:323:G:OP2	26:BA:340:A:C2	2.68	0.46
26:BA:385:C:H42	26:BA:391:G:H1	1.64	0.46
26:BA:588:U:O4	26:BA:670:A:H2'	2.14	0.46
26:BA:791:C:O2'	26:BA:792:G:H5''	2.15	0.46
27:BD:159:THR:O	27:BD:176:ALA:HB1	2.16	0.46
27:BD:158:GLY:O	27:BD:160:SER:N	2.49	0.46
27:BD:63:ILE:O	27:BD:64:ILE:CG2	2.64	0.46
28:BE:246:VAL:HG12	28:BE:247:ARG:O	2.16	0.46
28:BE:262:THR:OG1	28:BE:263:GLU:N	2.46	0.46
28:BE:77:PRO:CG	28:BE:186:GLU:HB2	2.46	0.46
28:BE:77:PRO:HB3	28:BE:187:HIS:CA	2.43	0.46
29:BF:11:ASN:HD21	29:BF:160:LEU:HG	1.81	0.46
29:BF:16:VAL:CG1	29:BF:17:ASP:H	2.29	0.46
31:BH:86:LEU:CA	31:BH:148:ARG:HH22	2.05	0.46
55:BK:116:LEU:C	55:BK:116:LEU:CD1	2.82	0.46
33:BN:27:ALA:O	33:BN:31:LEU:N	2.48	0.46
33:BN:44:ALA:C	33:BN:45:VAL:HG23	2.36	0.46
33:BN:47:THR:O	33:BN:48:GLY:O	2.34	0.46
36:BQ:29:ALA:O	36:BQ:30:GLN:O	2.34	0.46
36:BQ:43:PRO:O	36:BQ:45:GLN:HG2	2.15	0.46
43:BR:97:VAL:CG1	43:BR:114:VAL:HG22	2.36	0.46
43:BR:18:LEU:HD12	43:BR:19:ALA:H	1.80	0.46
43:BR:65:LEU:HA	43:BR:68:ARG:HB2	1.98	0.46
43:BR:72:ASP:O	43:BR:73:VAL:O	2.34	0.46
43:BR:94:TYR:O	43:BR:116:LEU:HA	2.15	0.46
26:BA:2292:C:OP2	37:BS:25:ARG:NH1	2.49	0.46
37:BS:41:LYS:O	37:BS:42:HIS:CB	2.64	0.46
37:BS:84:THR:O	37:BS:88:ALA:HB2	2.15	0.46
37:BS:94:GLU:CG	37:BS:95:ALA:N	2.78	0.46
45:BV:37:ALA:O	45:BV:58:ALA:HB1	2.15	0.46
39:BW:69:LEU:HD22	39:BW:109:GLU:HB3	1.91	0.46

*Continued on next page...*



*Continued from previous page...*

Atom-1	Atom-2	Interatomic distance (Å)	Clash overlap (Å)
39:BW:61:ASN:N	39:BW:61:ASN:OD1	2.49	0.46
39:BW:69:LEU:O	39:BW:70:TYR:HB3	2.15	0.46
40:BX:54:THR:O	40:BX:55:GLN:HB2	2.15	0.46
41:BY:92:ASP:OD1	41:BY:94:SER:HB3	2.13	0.46
41:BY:51:LEU:HD22	41:BY:95:ASN:ND2	2.31	0.46
1:AA:1007:C:C2	1:AA:1022:G:N2	2.83	0.46
1:AA:1269:A:H1'	1:AA:1326:C:O4'	2.16	0.46
1:AA:241:C:H42	1:AA:285:G:H1	1.64	0.46
1:AA:571:U:O4	1:AA:865:A:N1	2.49	0.46
1:AA:690:G:H2'	1:AA:691:G:C8	2.50	0.46
1:AA:823:G:H21	11:AH:1:MET:N	2.13	0.46
1:AA:690:G:N7	14:AK:55:LYS:NZ	2.64	0.46
20:AQ:15:MET:HB2	20:AQ:18:THR:HB	1.98	0.46
47:B3:31:LEU:O	47:B3:32:GLN:C	2.53	0.46
49:B4:48:ARG:CG	49:B4:49:PHE:CE1	2.99	0.46
49:B4:58:LYS:CG	49:B4:62:ARG:HE	2.04	0.46
51:B6:12:MET:CE	51:B6:54:LYS:H	2.18	0.46
53:B8:16:ILE:HD13	53:B8:64:ARG:OXT	2.16	0.46
26:BA:1152:C:C4'	44:BU:77:SER:HA	2.45	0.46
26:BA:49:A:C2	26:BA:118:A:N7	2.83	0.46
26:BA:1195:G:C2'	26:BA:1226:G:H22	2.29	0.46
26:BA:120:U:C2	26:BA:150:C:C5	3.04	0.46
26:BA:1364:G:N7	49:B4:2:GLN:OE1	2.48	0.46
26:BA:1582:C:C3'	26:BA:1583:A:H4'	2.46	0.46
26:BA:197:A:C4	26:BA:2430:A:C5	3.04	0.46
26:BA:2015:A:C8	26:BA:2016:U:C6	3.01	0.46
26:BA:2216:G:C2	26:BA:2217:G:C8	3.04	0.46
26:BA:2234:G:O6	26:BA:2235:G:C6	2.69	0.46
26:BA:919:G:C2	26:BA:2268:A:H5''	2.49	0.46
26:BA:2292:C:N3	26:BA:2293:C:C6	2.59	0.46
26:BA:2361:A:N3	26:BA:2362:G:O4'	2.48	0.46
26:BA:2390:U:C6	26:BA:2390:U:C3'	2.99	0.46
26:BA:2414:G:C5	26:BA:2415:G:N7	2.84	0.46
26:BA:631:A:N1	26:BA:2416:C:O4'	2.44	0.46
26:BA:1953:A:N6	26:BA:2550:G:O4'	2.48	0.46
26:BA:2584:U:H5	26:BA:2585:U:H3'	1.80	0.46
26:BA:2638:G:N2	26:BA:2776:A:C8	2.83	0.46
26:BA:2830:G:C2	26:BA:2883:A:H2	2.34	0.46
26:BA:2857:G:C5'	26:BA:2857:G:H8	2.26	0.46
26:BA:447:A:C8	26:BA:473:G:C6	3.04	0.46
26:BA:527:C:C6	26:BA:2779:U:C2'	2.99	0.46

*Continued on next page...*



*Continued from previous page...*

Atom-1	Atom-2	Interatomic distance (Å)	Clash overlap (Å)
26:BA:640:C:O2	26:BA:648:G:C2	2.69	0.46
26:BA:74:A:H4'	26:BA:75:G:O4'	2.16	0.46
26:BA:989:G:O2'	26:BA:990:A:P	2.74	0.46
25:BB:8:U:O2	25:BB:112:G:O6	2.34	0.46
27:BD:80:ILE:CG1	27:BD:82:TYR:CE1	2.85	0.46
27:BD:86:ARG:HG2	27:BD:88:ALA:CB	2.45	0.46
28:BE:217:TRP:CD2	28:BE:251:PRO:CG	2.97	0.46
28:BE:72:VAL:CA	28:BE:73:ILE:HD13	2.30	0.46
28:BE:82:ALA:O	28:BE:83:LEU:CB	2.63	0.46
29:BF:215:ALA:CA	29:BF:239:ALA:HA	2.42	0.46
30:BG:98:PHE:C	30:BG:104:PHE:CE2	2.90	0.46
30:BG:11:HIS:CG	30:BG:15:GLU:OE2	2.58	0.46
30:BG:22:VAL:CG2	30:BG:24:HIS:CE1	2.98	0.46
25:BB:43:C:O4'	30:BG:47:GLN:HG2	2.15	0.46
30:BG:48:MET:HA	30:BG:49:PRO:HD3	1.75	0.46
31:BH:147:ILE:CD1	31:BH:150:VAL:CB	2.91	0.46
31:BH:166:GLU:HA	31:BH:167:LEU:HD23	1.88	0.46
32:BI:75:LEU:HD12	32:BI:76:THR:N	2.20	0.46
55:BK:63:ASP:O	55:BK:64:LYS:HB2	2.15	0.46
36:BQ:145:PRO:O	36:BQ:146:THR:CB	2.58	0.46
36:BQ:152:SER:O	36:BQ:153:PRO:C	2.54	0.46
36:BQ:56:ILE:N	36:BQ:56:ILE:CD1	2.24	0.46
43:BR:44:LEU:HD13	43:BR:44:LEU:C	2.34	0.46
43:BR:96:ARG:HH21	43:BR:117:VAL:HG23	1.80	0.46
26:BA:994:C:H1'	44:BU:53:LYS:HB2	1.98	0.46
44:BU:57:PHE:O	44:BU:60:LEU:N	2.48	0.46
39:BW:36:LEU:HD23	39:BW:39:THR:HG21	1.98	0.46
40:BX:1:SER:C	40:BX:2:TRP:HD1	2.19	0.46
41:BY:11:GLN:HA	41:BY:21:LYS:HZ1	1.80	0.46
41:BY:51:LEU:CA	41:BY:97:ARG:NH2	2.44	0.46
42:BZ:131:PRO:C	42:BZ:133:GLU:N	2.69	0.46
25:BB:74:U:C2	42:BZ:29:ASN:ND2	2.83	0.46
1:AA:1192:C:C6	1:AA:1192:C:C3'	2.99	0.46
1:AA:1307:U:C4'	16:AM:109:THR:HG21	2.46	0.46
1:AA:1304:G:H21	1:AA:1333:A:H62	1.62	0.46
1:AA:219:C:C3'	1:AA:220:G:P	3.03	0.46
1:AA:302:G:C8	1:AA:302:G:H5''	2.50	0.46
1:AA:768:A:H2	1:AA:1512:U:H4'	1.80	0.46
1:AA:813:U:H2'	1:AA:814:A:C8	2.50	0.46
5:AB:80:ILE:HG23	5:AB:212:GLN:HG2	1.98	0.46
10:AG:70:LYS:HB3	10:AG:96:GLN:HG2	1.97	0.46

*Continued on next page...*



*Continued from previous page...*

Atom-1	Atom-2	Interatomic distance (Å)	Clash overlap (Å)
16:AM:27:LYS:O	16:AM:28:ALA:HB2	2.16	0.46
18:AO:32:LEU:HB2	18:AO:63:ARG:HG2	1.97	0.46
1:AA:607:A:N1	19:AP:31:LYS:HG3	2.30	0.46
22:AS:47:HIS:O	22:AS:62:ILE:HG22	2.16	0.46
1:AA:191:G:N2	23:AT:103:GLY:O	2.47	0.46
48:B0:30:VAL:HG13	48:B0:63:SER:OG	2.16	0.46
46:B2:45:ARG:HE	46:B2:49:LEU:CD2	2.29	0.46
49:B4:5:LEU:HD11	49:B4:8:LYS:CB	2.32	0.46
52:B7:31:LEU:H	52:B7:31:LEU:CD2	2.05	0.46
53:B8:57:ARG:O	53:B8:60:LEU:HB3	2.16	0.46
26:BA:1076:C:O2	55:BK:92:PRO:HG2	2.16	0.46
26:BA:1187:G:O4'	45:BV:82:ARG:NH2	2.49	0.46
26:BA:1223:C:C4	45:BV:87:ARG:NH2	2.63	0.46
26:BA:1358:G:H2'	26:BA:1371:G:N2	2.31	0.46
26:BA:1707:G:H1	26:BA:1751:C:H42	1.63	0.46
26:BA:1809:A:N1	49:B4:43:TRP:CH2	2.83	0.46
26:BA:1899:G:H22	26:BA:1902:C:N4	2.11	0.46
26:BA:2013:A:H8	26:BA:2013:A:H5''	1.81	0.46
26:BA:2064:C:H1'	26:BA:2450:A:C5	2.46	0.46
26:BA:2271:G:O2'	26:BA:2272:U:P	2.72	0.46
26:BA:2271:G:C2'	26:BA:2272:U:O5'	2.62	0.46
26:BA:2349:G:O6	26:BA:2350:C:C6	2.69	0.46
26:BA:2377:A:H2'	26:BA:2378:A:N7	2.30	0.46
26:BA:2384:G:H3'	26:BA:2386:C:OP2	2.16	0.46
26:BA:2454:G:N3	26:BA:2455:G:O4'	2.49	0.46
26:BA:2519:U:C2	26:BA:2542:A:C5	3.04	0.46
26:BA:1670:C:OP2	26:BA:2550:G:OP2	2.33	0.46
26:BA:2567:G:C2'	26:BA:2568:C:C6	2.99	0.46
26:BA:2580:U:H2'	26:BA:2581:G:O4'	2.15	0.46
26:BA:2649:U:HO2'	26:BA:2650:U:P	2.38	0.46
26:BA:2676:C:H6	26:BA:2676:C:C3'	2.23	0.46
26:BA:2729:G:C2	26:BA:2730:C:N3	2.84	0.46
26:BA:270(X):G:O2'	26:BA:272:G:H4'	2.16	0.46
26:BA:593:G:C2	26:BA:665:C:C2	3.04	0.46
26:BA:631:A:N1	26:BA:2416:C:H1'	2.31	0.46
26:BA:637:A:P	35:BP:126:SER:OG	2.73	0.46
25:BB:18:G:H3'	30:BG:149:ARG:NH1	2.31	0.46
29:BF:200:PRO:HB2	29:BF:205:ARG:HD3	1.97	0.46
29:BF:193:LEU:HA	29:BF:211:ASP:OD1	2.15	0.46
29:BF:239:ALA:O	29:BF:242:GLU:HG3	2.16	0.46
31:BH:101:LYS:NZ	31:BH:115:GLU:HG3	2.20	0.46

*Continued on next page...*



*Continued from previous page...*

Atom-1	Atom-2	Interatomic distance (Å)	Clash overlap (Å)
31:BH:66:THR:O	31:BH:67:THR:C	2.54	0.46
32:BI:115:ILE:CG2	32:BI:129:VAL:HG12	2.45	0.46
32:BI:4:ILE:O	32:BI:4:ILE:HG23	2.11	0.46
32:BI:6:LEU:CB	32:BI:36:ALA:CB	2.75	0.46
26:BA:910:A:N6	36:BQ:12:PRO:O	2.47	0.46
36:BQ:16:ARG:HA	36:BQ:17:ARG:NH1	2.26	0.46
43:BR:99:LYS:HA	43:BR:112:ALA:CB	2.44	0.46
30:BG:145:ASP:CG	37:BS:15:GLU:C	2.56	0.46
37:BS:82:TYR:CB	37:BS:83:LEU:HD12	2.46	0.46
37:BS:87:LEU:HA	37:BS:90:LEU:HB2	1.98	0.46
38:BT:50:GLU:C	38:BT:52:THR:N	2.66	0.46
44:BU:10:ARG:HA	44:BU:13:ARG:NH1	2.31	0.46
44:BU:8:ILE:C	44:BU:11:ARG:HG2	2.37	0.46
45:BV:49:GLU:HB3	45:BV:53:LYS:HD3	1.94	0.46
41:BY:34:GLU:O	41:BY:35:TYR:HB3	2.16	0.46
41:BY:50:VAL:CA	41:BY:97:ARG:HG3	2.46	0.46
41:BY:92:ASP:CG	41:BY:94:SER:HB3	2.36	0.46
42:BZ:124:ALA:O	42:BZ:159:THR:HB	2.16	0.46
42:BZ:12:GLN:O	42:BZ:15:ASP:O	2.34	0.46
1:AA:1400:C:C4	2:AV:34:G:N3	2.84	0.46
1:AA:909:A:C2	1:AA:910:C:H1'	2.51	0.46
18:AO:33:THR:O	18:AO:36:ILE:HG22	2.16	0.46
23:AT:66:ALA:HB3	23:AT:72:LEU:HD12	1.98	0.46
1:AA:1269:A:C4'	24:AU:19:GLY:HA2	2.46	0.46
2:AV:28:C:H2'	2:AV:29:A:H8	1.81	0.46
3:AW:37:YYG:H31	3:AW:37:YYG:O2'	2.15	0.46
3:AW:9:A:N3	3:AW:45:G:C4	2.83	0.46
48:B0:44:LYS:O	48:B0:45:PHE:CB	2.63	0.46
48:B0:41:ARG:HB2	48:B0:74:LYS:CE	2.46	0.46
47:B3:22:ALA:CB	47:B3:46:ASN:ND2	2.79	0.46
26:BA:1365:A:H5''	49:B4:3:LYS:NZ	2.30	0.46
26:BA:1008:C:O2'	26:BA:1009:A:H8	1.99	0.46
26:BA:1056:G:N2	26:BA:1104:C:N4	2.64	0.46
26:BA:1315:C:H42	26:BA:1337:G:H1	1.63	0.46
26:BA:2096:U:H2'	26:BA:2097:C:H6	1.81	0.46
26:BA:221:A:O2'	26:BA:271(B):G:N1	2.49	0.46
26:BA:2224:G:O5'	26:BA:2224:G:H8	1.99	0.46
26:BA:2319:G:P	37:BS:9:PRO:HD3	2.55	0.46
26:BA:2446:G:N1	26:BA:2501:C:C6	2.82	0.46
26:BA:2479:G:C6	26:BA:2480:C:C2	3.03	0.46
26:BA:576:U:H4'	26:BA:2502:G:C8	2.51	0.46

*Continued on next page...*



*Continued from previous page...*

Atom-1	Atom-2	Interatomic distance (Å)	Clash overlap (Å)
26:BA:2534:A:C2	26:BA:2535:G:C8	3.04	0.46
26:BA:2543:G:H2'	26:BA:2544:G:C5'	2.41	0.46
26:BA:2548:G:C6	26:BA:2549:G:N7	2.84	0.46
26:BA:2516:G:C2	26:BA:2569:G:C2	3.04	0.46
26:BA:2653:U:OP2	26:BA:2654:A:H2'	2.15	0.46
26:BA:2657:A:N6	26:BA:2664:G:C2	2.66	0.46
26:BA:2658:C:C4	26:BA:2664:G:N2	2.84	0.46
26:BA:2809:A:H4'	26:BA:2811:G:N7	2.27	0.46
26:BA:2840:C:H4'	43:BR:53:HIS:CD2	2.50	0.46
26:BA:282:A:H62	26:BA:360:G:N2	2.14	0.46
26:BA:387:U:H2'	26:BA:387:U:O2	2.15	0.46
26:BA:570:G:O6	26:BA:2499:C:OP1	2.33	0.46
26:BA:780:G:O6	27:BD:233:ASP:OD1	2.34	0.46
26:BA:789:A:HO2'	26:BA:1781:C:H42	1.64	0.46
26:BA:794:G:C2	26:BA:795:C:C2	3.04	0.46
25:BB:115:G:H5'	37:BS:59:ALA:CB	2.41	0.46
25:BB:24:G:N7	25:BB:56:G:C5	2.84	0.46
25:BB:8:U:H2'	25:BB:9:G:H8	1.81	0.46
28:BE:221:LYS:CE	28:BE:233:ARG:CB	2.94	0.46
28:BE:226:HIS:CD2	28:BE:229:GLN:OE1	2.68	0.46
29:BF:31:ILE:HG22	29:BF:32:GLY:N	2.31	0.46
26:BA:2310:A:C2'	30:BG:55:LYS:CE	2.57	0.46
31:BH:41:THR:N	31:BH:54:PRO:HG3	2.31	0.46
32:BI:77:VAL:HG12	32:BI:79:ILE:HD11	1.98	0.46
33:BN:14:ALA:N	33:BN:40:ASN:ND2	2.56	0.46
36:BQ:134:PHE:O	36:BQ:138:ARG:HG3	2.16	0.46
36:BQ:35:ASN:O	36:BQ:126:VAL:HG22	2.15	0.46
36:BQ:92:VAL:HG12	36:BQ:111:THR:HA	0.92	0.46
43:BR:103:ARG:O	43:BR:105:ARG:NH2	2.49	0.46
43:BR:73:VAL:O	43:BR:75:LEU:C	2.54	0.46
44:BU:46:GLU:O	44:BU:50:ARG:N	2.48	0.46
45:BV:14:VAL:CG1	45:BV:15:SER:N	2.39	0.46
45:BV:33:VAL:CG1	45:BV:34:GLU:N	2.79	0.46
39:BW:68:ARG:HE	39:BW:110:LYS:CB	2.29	0.46
39:BW:73:ALA:O	39:BW:106:ILE:HB	2.16	0.46
41:BY:102:ASP:O	41:BY:103:LEU:CG	2.64	0.46
41:BY:78:THR:N	41:BY:89:ARG:HD2	2.31	0.46
42:BZ:154:LEU:HD23	42:BZ:154:LEU:O	2.15	0.46
42:BZ:154:LEU:HA	42:BZ:155:PRO:HD3	1.81	0.46
1:AA:1143:G:H2'	1:AA:1144:G:C8	2.51	0.45
1:AA:19:C:C2	1:AA:917:G:C2	3.04	0.45

*Continued on next page...*



*Continued from previous page...*

Atom-1	Atom-2	Interatomic distance (Å)	Clash overlap (Å)
1:AA:274:A:O2'	1:AA:275:G:O4'	2.33	0.45
1:AA:304:U:H2'	1:AA:305:G:H8	1.81	0.45
1:AA:126:G:H4'	1:AA:634:C:C1'	2.46	0.45
1:AA:721:G:H4'	1:AA:722:A:O4'	2.17	0.45
1:AA:863:U:H2'	1:AA:865:A:OP2	2.16	0.45
1:AA:909:A:H3'	1:AA:910:C:C6	2.50	0.45
6:AC:52:LEU:HA	6:AC:70:VAL:HG22	1.96	0.45
8:AE:79:GLU:HB2	11:AH:104:ARG:NH1	2.32	0.45
13:AJ:27:ALA:HB2	13:AJ:85:LEU:HD21	1.99	0.45
16:AM:11:ARG:HH12	16:AM:46:LYS:HD2	1.81	0.45
13:AJ:11:PHE:CE2	17:AN:55:GLY:HA3	2.51	0.45
46:B2:7:GLU:CD	46:B2:8:ILE:N	2.64	0.45
49:B4:41:PRO:CD	49:B4:57:ASP:OD2	2.63	0.45
43:BR:100:LEU:CA	50:B5:44:HIS:HD2	2.29	0.45
26:BA:249:C:O2'	53:B8:8:LYS:CG	2.64	0.45
26:BA:1239:G:O2'	26:BA:1240:U:H6	1.98	0.45
26:BA:49:A:H61	26:BA:176:G:H1	1.61	0.45
26:BA:1906:G:O5'	26:BA:1929:G:O2'	2.24	0.45
26:BA:1938:A:HO2'	26:BA:1939:U:C5'	2.30	0.45
26:BA:530:G:C2	26:BA:2021:C:C6	3.04	0.45
26:BA:2066:C:N3	26:BA:2445:G:N1	2.64	0.45
26:BA:2067:G:H3'	26:BA:2068:U:C5'	2.46	0.45
26:BA:2100:G:C4	26:BA:2190:G:N1	2.79	0.45
26:BA:2308:G:OP2	26:BA:2310:A:N6	2.49	0.45
26:BA:2331:G:C2'	26:BA:2332:U:O4'	2.63	0.45
26:BA:834:C:O2'	26:BA:2358:G:C2'	2.64	0.45
26:BA:2361:A:H2	26:BA:2362:G:H1'	1.75	0.45
26:BA:2380:C:C4	26:BA:2381:C:C5	3.03	0.45
26:BA:2547:U:C6	26:BA:2566:A:C6	3.05	0.45
26:BA:2586:C:C3'	26:BA:2586:C:C6	2.99	0.45
26:BA:2051:A:C6	26:BA:2614:A:C5	3.04	0.45
26:BA:2641:G:O6	26:BA:2774:C:N4	2.48	0.45
26:BA:2677:G:C2'	26:BA:2678:C:C5'	2.93	0.45
26:BA:2708:G:H5'	43:BR:68:ARG:O	2.15	0.45
26:BA:2722:G:N3	26:BA:2723:C:N1	2.60	0.45
26:BA:2728:U:O2'	26:BA:2729:G:H5'	2.17	0.45
26:BA:2759:G:C8	26:BA:2759:G:C3'	2.99	0.45
26:BA:2783:G:C6	26:BA:2784:C:C5	3.04	0.45
26:BA:27:G:H3'	26:BA:27:G:H8	1.80	0.45
26:BA:2803:C:O2	26:BA:2803:C:C2'	2.64	0.45
26:BA:2826:A:OP2	26:BA:2826:A:H8	1.99	0.45

*Continued on next page...*



*Continued from previous page...*

Atom-1	Atom-2	Interatomic distance (Å)	Clash overlap (Å)
26:BA:2898:U:O2	26:BA:2898:U:C2'	2.63	0.45
26:BA:308:G:O2'	41:BY:54:ASP:OD2	2.34	0.45
26:BA:636:G:P	35:BP:126:SER:HA	2.56	0.45
26:BA:673:C:OP1	29:BF:80:VAL:HG11	2.17	0.45
26:BA:747:U:C5	26:BA:2613:U:C4	3.04	0.45
26:BA:872:A:H2'	26:BA:873:G:C8	2.51	0.45
27:BD:144:GLU:OE2	27:BD:187:CYS:HA	2.16	0.45
28:BE:67:THR:C	28:BE:68:VAL:HG23	2.35	0.45
28:BE:61:PRO:CB	28:BE:69:PRO:CA	2.95	0.45
29:BF:102:LEU:HD21	29:BF:106:GLU:CD	2.26	0.45
29:BF:3:ALA:HB2	29:BF:17:ASP:C	2.36	0.45
26:BA:797:C:P	29:BF:59:GLU:OE1	2.74	0.45
30:BG:60:GLU:C	30:BG:61:PHE:CD1	2.89	0.45
31:BH:119:GLY:O	31:BH:121:GLU:OE2	2.34	0.45
31:BH:88:LEU:O	31:BH:88:LEU:CD2	2.62	0.45
32:BI:77:VAL:HG12	32:BI:143:VAL:HG13	1.97	0.45
32:BI:62:LEU:O	32:BI:66:LYS:CG	2.64	0.45
32:BI:63:ALA:CA	32:BI:66:LYS:HE2	2.45	0.45
26:BA:1081:U:H5'	55:BK:126:LYS:NZ	2.31	0.45
55:BK:42:PHE:CZ	55:BK:56:VAL:HG11	2.51	0.45
34:BO:5:GLU:CB	34:BO:20:LEU:HD22	2.46	0.45
35:BP:109:LEU:HD13	35:BP:110:GLY:C	2.37	0.45
35:BP:76:LEU:CB	35:BP:81:VAL:HG21	2.46	0.45
36:BQ:137:ARG:O	36:BQ:141:MET:HG2	2.16	0.45
36:BQ:70:ARG:H	36:BQ:70:ARG:HG3	1.58	0.45
43:BR:95:THR:HG23	43:BR:115:GLU:O	2.17	0.45
43:BR:29:LEU:CD2	43:BR:29:LEU:H	2.23	0.45
37:BS:49:THR:HG23	37:BS:52:PRO:HD2	1.98	0.45
44:BU:91:ASN:CG	44:BU:95:LEU:HD21	2.26	0.45
45:BV:59:GLU:HB3	45:BV:60:VAL:H	1.51	0.45
45:BV:67:LYS:HG3	45:BV:94:LYS:CD	2.46	0.45
41:BY:31:LEU:CD1	41:BY:99:THR:O	2.64	0.45
42:BZ:114:ASP:HB3	42:BZ:171:VAL:HG12	1.97	0.45
1:AA:1409:C:H42	1:AA:1491:G:H1	1.64	0.45
1:AA:126:G:H4'	1:AA:634:C:C2'	2.46	0.45
7:AD:25:ARG:C	7:AD:27:TYR:N	2.69	0.45
12:AI:67:GLY:O	12:AI:73:GLN:NE2	2.45	0.45
15:AL:69:TYR:HB2	15:AL:90:VAL:HG21	1.99	0.45
19:AP:20:VAL:HG11	19:AP:32:TYR:HB3	1.97	0.45
23:AT:45:GLN:HG2	23:AT:91:LEU:HD22	1.99	0.45
3:AW:34:G:OP1	3:AW:34:G:C8	2.64	0.45

*Continued on next page...*



*Continued from previous page...*

Atom-1	Atom-2	Interatomic distance (Å)	Clash overlap (Å)
48:B0:37:LEU:CB	48:B0:68:VAL:CG1	2.93	0.45
46:B2:19:GLU:HG2	46:B2:23:LEU:CD2	2.45	0.45
47:B3:8:LEU:C	47:B3:9:VAL:HG13	2.36	0.45
49:B4:23:GLU:C	49:B4:25:MET:N	2.70	0.45
51:B6:33:ALA:C	51:B6:35:LEU:N	2.63	0.45
53:B8:60:LEU:CG	53:B8:64:ARG:HB2	2.42	0.45
26:BA:1106:G:H2'	26:BA:1107:G:C8	2.51	0.45
26:BA:1166:C:H2'	26:BA:1167:U:C6	2.51	0.45
26:BA:1174:A:N1	26:BA:1176:G:C8	2.83	0.45
26:BA:1341:U:O2'	26:BA:1342:A:P	2.74	0.45
26:BA:140:A:H8	40:BX:48:THR:HG21	1.81	0.45
26:BA:1618:A:OP1	26:BA:1618:A:H8	1.99	0.45
26:BA:1741:C:H2'	26:BA:1742:C:O4'	2.17	0.45
26:BA:1778:U:C6	26:BA:1784:A:C2	3.04	0.45
26:BA:227:A:N1	26:BA:2407:G:C8	2.84	0.45
26:BA:2430:A:H2'	26:BA:2431:U:H5'	1.96	0.45
26:BA:2447:G:C2	26:BA:2500:U:C5	3.03	0.45
26:BA:2454:G:C6	26:BA:2455:G:C5	3.03	0.45
26:BA:2536:G:N1	26:BA:2537:U:C2	2.85	0.45
26:BA:2570:G:H5'	26:BA:2571:C:OP2	2.16	0.45
26:BA:2570:G:C2'	26:BA:2571:C:C5	2.80	0.45
26:BA:2644:G:C8	26:BA:2644:G:C3'	2.99	0.45
26:BA:2666:C:O5'	26:BA:2666:C:H6	1.98	0.45
26:BA:2677:G:C4	26:BA:2678:C:C5	3.04	0.45
26:BA:2688:U:C2'	26:BA:2688:U:O2	2.55	0.45
26:BA:2782:G:C8	26:BA:2782:G:O5'	2.69	0.45
26:BA:2637:U:C2	26:BA:2782:G:N2	2.84	0.45
26:BA:2826:A:C2	26:BA:2827:C:C6	2.99	0.45
26:BA:2841:C:P	43:BR:53:HIS:HE1	2.39	0.45
26:BA:283:A:C2	26:BA:360:G:N1	2.85	0.45
26:BA:251:A:N6	26:BA:386:G:O6	2.41	0.45
26:BA:581:C:OP2	44:BU:33:ARG:NH1	2.50	0.45
26:BA:782:A:O2'	27:BD:229:MET:HA	2.17	0.45
26:BA:944:G:O2'	26:BA:945:A:OP2	2.22	0.45
26:BA:980:A:N3	26:BA:2037:G:O2'	2.45	0.45
27:BD:114:GLU:O	27:BD:115:ILE:HG23	2.17	0.45
27:BD:143:ILE:CG2	27:BD:153:LEU:HB2	2.43	0.45
27:BD:194:VAL:CG2	27:BD:195:GLY:N	2.69	0.45
28:BE:222:ARG:O	28:BE:227:ALA:CA	2.63	0.45
28:BE:68:VAL:HG13	28:BE:69:PRO:HD2	1.97	0.45
28:BE:81:VAL:O	28:BE:81:VAL:HG23	2.17	0.45

*Continued on next page...*



*Continued from previous page...*

Atom-1	Atom-2	Interatomic distance (Å)	Clash overlap (Å)
29:BF:150:THR:CG2	29:BF:203:ALA:HB1	2.43	0.45
29:BF:220:THR:O	29:BF:222:ASP:N	2.50	0.45
30:BG:88:LEU:H	30:BG:89:PRO:HD3	1.80	0.45
31:BH:25:VAL:HG12	31:BH:78:VAL:CG2	2.38	0.45
32:BI:31:PHE:O	32:BI:34:GLY:N	2.50	0.45
33:BN:60:ARG:CD	33:BN:71:TYR:HE2	2.29	0.45
34:BO:105:GLU:CD	34:BO:105:GLU:H	2.20	0.45
35:BP:67:ARG:CD	35:BP:111:ALA:O	2.64	0.45
26:BA:2251:G:C4'	36:BQ:102:ARG:NH2	2.78	0.45
36:BQ:97:ASP:OD1	36:BQ:107:LYS:HD2	2.16	0.45
37:BS:86:LEU:HD21	37:BS:124:ASP:CB	2.46	0.45
37:BS:48:VAL:HG13	37:BS:55:ASP:OD2	2.16	0.45
44:BU:24:PHE:N	44:BU:24:PHE:CD1	2.81	0.45
45:BV:33:VAL:CG1	45:BV:34:GLU:H	2.21	0.45
45:BV:49:GLU:O	45:BV:54:TYR:OH	2.32	0.45
39:BW:85:VAL:HG13	39:BW:95:ILE:CD1	2.43	0.45
42:BZ:166:LEU:HD13	42:BZ:167:THR:N	2.31	0.45
1:AA:1034:G:H2'	1:AA:1035:A:C8	2.52	0.45
1:AA:1067:A:H3'	1:AA:1093:A:O3'	2.15	0.45
1:AA:1235:U:OP1	24:AU:3:LYS:CD	2.64	0.45
1:AA:1317:C:OP1	17:AN:16:PHE:HA	2.15	0.45
1:AA:1375:A:H5'	10:AG:28:ASN:HB3	1.99	0.45
1:AA:523:A:C2	15:AL:91:LYS:HB3	2.51	0.45
1:AA:531:U:H4'	1:AA:532:A:C5'	2.46	0.45
1:AA:126:G:O2'	1:AA:635:G:O4'	2.27	0.45
8:AE:102:ALA:O	8:AE:107:ARG:NH2	2.49	0.45
2:AV:27:C:H2'	2:AV:28:C:H6	1.81	0.45
3:AW:9:A:C6	3:AW:45:G:C4	3.04	0.45
46:B2:29:ASN:O	46:B2:30:ALA:C	2.53	0.45
49:B4:47:GLU:O	49:B4:72:LYS:O	2.34	0.45
54:B9:17:VAL:CG2	54:B9:26:ILE:HD12	2.46	0.45
26:BA:1530:G:O6	26:BA:1540:G:C6	2.70	0.45
26:BA:1598:C:OP1	40:BX:34:LYS:HG3	2.15	0.45
26:BA:1697:G:C3'	26:BA:1698:A:C5'	2.77	0.45
26:BA:1782:C:H5''	26:BA:1783:A:P	2.56	0.45
26:BA:184:C:C4	26:BA:213:A:N6	2.85	0.45
26:BA:2212:A:H1'	26:BA:2213:U:C4	2.52	0.45
26:BA:2219:G:HO2'	26:BA:2224:G:P	2.15	0.45
26:BA:2262:U:H3	26:BA:2278:A:H61	1.65	0.45
26:BA:2325:G:N3	26:BA:2326:C:C6	2.84	0.45
26:BA:2370:G:O2'	26:BA:2371:G:O5'	2.34	0.45

*Continued on next page...*



*Continued from previous page...*

Atom-1	Atom-2	Interatomic distance (Å)	Clash overlap (Å)
26:BA:2380:C:C5	26:BA:2381:C:C5	3.05	0.45
26:BA:825:C:C5'	26:BA:2428:G:O6	2.65	0.45
26:BA:2464:C:C2'	26:BA:2465:C:H6	2.21	0.45
26:BA:248:G:H21	26:BA:2431:U:C1'	2.29	0.45
26:BA:2589:A:N6	26:BA:2590:A:H62	2.14	0.45
26:BA:2643:G:C6	26:BA:2644:G:C2	3.04	0.45
26:BA:2684:U:C1'	34:BO:70:ARG:NH1	2.79	0.45
26:BA:2766:G:C5'	26:BA:2767:C:P	3.02	0.45
26:BA:2776:A:N3	26:BA:2778:A:C4	2.77	0.45
26:BA:2792:G:N2	26:BA:2804:C:C4	2.83	0.45
26:BA:2828:C:O2	26:BA:2829:C:C6	2.70	0.45
26:BA:2857:G:C2	26:BA:2859:G:OP2	2.69	0.45
26:BA:358:U:C3'	26:BA:359:A:H5'	2.40	0.45
26:BA:491:G:H2'	26:BA:492:A:C8	2.52	0.45
26:BA:698:C:O2'	26:BA:734:A:N6	2.49	0.45
26:BA:72:U:O5'	40:BX:2:TRP:CE2	2.70	0.45
26:BA:861:A:H62	26:BA:916:G:H21	1.64	0.45
26:BA:946:G:H2'	26:BA:947:G:O4'	2.15	0.45
27:BD:146:LYS:CB	27:BD:149:ARG:HG2	2.47	0.45
27:BD:141:HIS:CB	27:BD:154:VAL:HG11	2.41	0.45
27:BD:80:ILE:CB	27:BD:82:TYR:HE1	2.15	0.45
28:BE:102:ASP:OD1	28:BE:104:PHE:HZ	2.00	0.45
30:BG:74:THR:C	30:BG:75:LEU:HG	2.36	0.45
31:BH:41:THR:C	31:BH:52:THR:HG21	2.36	0.45
31:BH:55:SER:OG	31:BH:57:GLU:CG	2.64	0.45
32:BI:4:ILE:O	32:BI:5:PHE:C	2.51	0.45
55:BK:132:ALA:HB1	55:BK:137:ILE:CG2	2.46	0.45
55:BK:52:MET:SD	55:BK:81:LYS:HB2	2.55	0.45
33:BN:15:ARG:HA	33:BN:43:ARG:HG2	1.83	0.45
33:BN:65:ASN:CB	33:BN:68:GLY:O	2.64	0.45
34:BO:39:VAL:HG12	34:BO:40:VAL:N	2.30	0.45
34:BO:7:ARG:HH21	34:BO:44:LYS:HD2	1.75	0.45
36:BQ:64:ALA:HA	36:BQ:142:LYS:HG2	1.98	0.45
36:BQ:47:GLU:OE1	36:BQ:47:GLU:C	2.54	0.45
43:BR:38:VAL:O	43:BR:39:PRO:O	2.33	0.45
37:BS:86:LEU:HB2	37:BS:87:LEU:HD22	1.98	0.45
44:BU:32:TYR:N	44:BU:32:TYR:HD2	2.08	0.45
44:BU:17:VAL:HG13	44:BU:39:LEU:HD12	1.98	0.45
44:BU:55:ARG:HA	44:BU:58:ARG:CD	2.46	0.45
45:BV:74:TYR:CG	45:BV:86:HIS:O	2.56	0.45
39:BW:55:ALA:CA	39:BW:107:LEU:HD11	2.35	0.45

*Continued on next page...*



*Continued from previous page...*

Atom-1	Atom-2	Interatomic distance (Å)	Clash overlap (Å)
39:BW:81:ALA:CA	39:BW:82:LEU:HD22	2.46	0.45
40:BX:32:ALA:HA	40:BX:36:GLU:CG	2.42	0.45
26:BA:140:A:C8	40:BX:48:THR:CG2	3.00	0.45
40:BX:28:VAL:CG2	40:BX:62:LYS:HG2	2.46	0.45
41:BY:55:PHE:HE2	41:BY:89:ARG:NH2	2.00	0.45
1:AA:1227:A:OP1	22:AS:80:TYR:CZ	2.70	0.45
1:AA:1240:U:H2'	10:AG:32:ARG:HH21	1.81	0.45
1:AA:1490:C:C6	1:AA:1490:C:H5''	2.48	0.45
1:AA:411:A:H2'	1:AA:413:G:H1'	1.98	0.45
1:AA:451:A:H1'	1:AA:452:A:C8	2.52	0.45
1:AA:935:A:H2'	1:AA:936:C:C6	2.51	0.45
5:AB:69:LEU:HD23	5:AB:91:PRO:HB2	1.98	0.45
13:AJ:40:LEU:HB3	13:AJ:41:PRO:HD2	1.97	0.45
1:AA:1329:A:H5'	16:AM:26:GLY:H	1.81	0.45
17:AN:39:LEU:HD22	17:AN:43:CYS:HB2	1.99	0.45
48:B0:37:LEU:HG	48:B0:71:ASN:ND2	2.32	0.45
46:B2:59:ILE:O	46:B2:60:GLN:O	2.34	0.45
49:B4:42:PHE:CG	49:B4:43:TRP:N	2.84	0.45
51:B6:8:ILE:HG21	51:B6:30:ASN:HB2	1.97	0.45
26:BA:1619:G:H21	52:B7:1:MET:HB3	1.81	0.45
54:B9:11:CYS:N	54:B9:14:CYS:SG	2.89	0.45
26:BA:1149:G:H2'	26:BA:1150:C:O4'	2.16	0.45
26:BA:1263:U:O2'	50:B5:16:ARG:NH2	2.50	0.45
26:BA:1267:U:C5	26:BA:2012:G:N2	2.85	0.45
26:BA:126:A:N7	26:BA:127:A:C6	2.84	0.45
26:BA:139:G:C3'	26:BA:141(A):C:H1'	2.47	0.45
26:BA:1525:G:H2'	26:BA:1526:G:H5'	1.98	0.45
26:BA:1628:G:H1	26:BA:1638:C:H42	1.63	0.45
26:BA:1779:U:H3	26:BA:1785:A:N6	2.14	0.45
26:BA:1853:A:H2'	26:BA:1854:A:H8	1.78	0.45
26:BA:2056:G:OP2	26:BA:2504:U:H5''	2.17	0.45
26:BA:2292:C:C2	26:BA:2293:C:H6	2.18	0.45
26:BA:2331:G:N7	26:BA:2332:U:O4	2.48	0.45
26:BA:245:G:H4'	35:BP:55:GLN:HA	1.98	0.45
26:BA:2512:C:O2	26:BA:2513:G:H1'	2.16	0.45
26:BA:2570:G:N2	26:BA:2571:C:N1	2.65	0.45
26:BA:2603:G:O2'	26:BA:2604:U:H5'	2.16	0.45
26:BA:2617:C:C2'	26:BA:2618:G:O5'	2.45	0.45
26:BA:2657:A:H2'	26:BA:2658:C:C5'	2.42	0.45
26:BA:2718:G:C2	26:BA:2719:G:C4	3.04	0.45
26:BA:446:G:P	44:BU:3:ARG:HB2	2.57	0.45

*Continued on next page...*



*Continued from previous page...*

Atom-1	Atom-2	Interatomic distance (Å)	Clash overlap (Å)
26:BA:671:C:N3	26:BA:809:G:N2	2.65	0.45
26:BA:685:A:H5''	26:BA:686:G:H21	1.81	0.45
26:BA:725:G:N1	26:BA:726:G:N2	2.65	0.45
26:BA:70:G:H1'	26:BA:73:A:H1'	1.98	0.45
26:BA:733:G:O6	26:BA:761:A:H2'	2.16	0.45
26:BA:692:C:H42	26:BA:770:G:H1	1.64	0.45
26:BA:566:U:O2'	26:BA:808:G:H5''	2.16	0.45
28:BE:101:THR:O	28:BE:102:ASP:O	2.33	0.45
28:BE:224:GLY:O	28:BE:225:LYS:HG3	2.15	0.45
26:BA:2620:C:C5'	28:BE:252:GLN:HG2	2.45	0.45
29:BF:214:THR:O	29:BF:216:SER:CA	2.61	0.45
31:BH:113:GLU:OE1	31:BH:114:ILE:C	2.55	0.45
31:BH:40:MET:HE1	31:BH:42:ILE:N	2.31	0.45
32:BI:117:LEU:CD2	32:BI:121:ILE:HD11	2.47	0.45
32:BI:115:ILE:CA	32:BI:131:VAL:HG13	2.47	0.45
32:BI:37:ILE:HG23	32:BI:38:GLU:N	2.02	0.45
55:BK:93:LYS:CA	55:BK:96:ILE:CD1	2.73	0.45
33:BN:42:GLU:O	33:BN:43:ARG:C	2.53	0.45
33:BN:46:ILE:HD11	33:BN:132:LEU:HD13	1.86	0.45
26:BA:2640:G:HO2'	33:BN:70:PHE:HD2	1.63	0.45
33:BN:77:GLY:C	33:BN:79:PHE:N	2.55	0.45
36:BQ:124:ALA:HB2	36:BQ:136:TRP:CD1	2.51	0.45
36:BQ:140:TYR:CB	36:BQ:147:VAL:HG11	2.47	0.45
36:BQ:52:LYS:HA	36:BQ:53:PRO:HD3	1.82	0.45
26:BA:535:C:H5'	44:BU:53:LYS:HE3	1.96	0.45
45:BV:65:ARG:O	45:BV:93:ILE:CG1	2.65	0.45
39:BW:106:ILE:HG22	39:BW:107:LEU:N	2.32	0.45
39:BW:13:SER:O	39:BW:14:PRO:O	2.35	0.45
39:BW:15:ARG:O	39:BW:18:ARG:CB	2.62	0.45
26:BA:1614:A:C6	39:BW:88:ARG:HG3	2.51	0.45
40:BX:23:LYS:O	40:BX:68:LEU:HD21	2.07	0.45
40:BX:37:VAL:O	40:BX:38:ALA:O	2.33	0.45
41:BY:47:THR:HG23	41:BY:100:ASP:HB2	1.93	0.45
41:BY:30:ASP:CG	41:BY:31:LEU:HG	2.37	0.45
41:BY:71:VAL:CG1	41:BY:72:ILE:N	2.39	0.45
42:BZ:129:ARG:CA	42:BZ:129:ARG:NE	2.62	0.45
42:BZ:8:ARG:O	42:BZ:9:THR:CG2	2.64	0.45
1:AA:1261:A:H5'	1:AA:1284:C:P	2.57	0.45
1:AA:1236:A:H5'	1:AA:1304:G:H5''	1.98	0.45
1:AA:1314:C:H41	22:AS:4:SER:CB	2.30	0.45
1:AA:1443:G:H8	1:AA:1443:G:H5'	1.81	0.45

*Continued on next page...*



*Continued from previous page...*

Atom-1	Atom-2	Interatomic distance (Å)	Clash overlap (Å)
1:AA:190(F):G:N2	1:AA:263:A:O2'	2.49	0.45
1:AA:731:G:OP1	1:AA:766:A:H1'	2.15	0.45
1:AA:1057:G:H5''	6:AC:154:SER:HB2	1.99	0.45
7:AD:20:TYR:HA	7:AD:31:CYS:SG	2.56	0.45
12:AI:9:ARG:HB3	12:AI:104:ARG:HE	1.81	0.45
21:AR:62:GLU:HB3	21:AR:66:LEU:HD23	1.98	0.45
23:AT:30:LYS:HA	23:AT:33:ILE:HD12	1.99	0.45
1:AA:1340:A:P	3:AW:34:G:HO2'	2.39	0.45
48:B0:46:LYS:HE2	48:B0:58:THR:C	2.37	0.45
48:B0:49:GLN:O	48:B0:72:LYS:O	2.34	0.45
47:B3:40:THR:HG23	47:B3:43:ILE:CG1	2.37	0.45
47:B3:46:ASN:O	47:B3:47:VAL:C	2.54	0.45
49:B4:31:ILE:HG22	49:B4:32:HIS:H	1.80	0.45
52:B7:20:ALA:O	52:B7:23:LYS:N	2.49	0.45
26:BA:124:G:OP1	26:BA:1376:C:C1'	2.63	0.45
26:BA:1275:A:H61	43:BR:19:ALA:HB2	1.77	0.45
26:BA:1406:U:H2'	26:BA:1407:C:H6	1.80	0.45
26:BA:139:G:H3'	26:BA:141(A):C:H1'	1.97	0.45
26:BA:1429:G:C2	26:BA:1568:G:N1	2.84	0.45
26:BA:1779:U:C3'	26:BA:1779:U:C6	2.99	0.45
26:BA:1790:C:C5'	26:BA:1828:G:H1	2.29	0.45
26:BA:1827:C:C5'	26:BA:1971:A:H4'	2.24	0.45
26:BA:197:A:C4	26:BA:2430:A:N7	2.84	0.45
26:BA:2215:G:C2'	26:BA:2216:G:C5'	2.94	0.45
26:BA:2218:G:C6	26:BA:2219:G:C5	3.04	0.45
26:BA:2292:C:C4	26:BA:2293:C:H5	2.23	0.45
26:BA:389:G:O4'	26:BA:2413:G:C4'	2.65	0.45
26:BA:2458:G:O2'	26:BA:2459:A:N7	2.45	0.45
26:BA:2463:C:C2'	26:BA:2464:C:O5'	2.65	0.45
26:BA:2627:G:H8	26:BA:2627:G:C5'	2.20	0.45
26:BA:2692:C:H1'	26:BA:2847:U:O2'	2.17	0.45
26:BA:2734:A:C5	26:BA:2735:G:N9	2.84	0.45
26:BA:2864:G:O2'	26:BA:2865:U:C6	2.70	0.45
26:BA:32:C:H2'	26:BA:33:U:C6	2.51	0.45
26:BA:775:G:H22	26:BA:787:U:C3'	2.30	0.45
26:BA:974:G:O6	45:BV:80:TYR:CE2	2.69	0.45
26:BA:995:C:N1	44:BU:57:PHE:CE2	2.85	0.45
27:BD:106:PRO:CB	27:BD:141:HIS:NE2	2.74	0.45
27:BD:146:LYS:HD2	27:BD:147:PRO:CG	2.45	0.45
26:BA:1799:G:N2	27:BD:153:LEU:HD11	2.29	0.45
29:BF:163:HIS:HA	29:BF:166:ILE:HD11	1.98	0.45

*Continued on next page...*



*Continued from previous page...*

Atom-1	Atom-2	Interatomic distance (Å)	Clash overlap (Å)
29:BF:194:PHE:CZ	29:BF:204:ALA:O	2.70	0.45
30:BG:101:THR:O	30:BG:103:ASN:CG	2.54	0.45
30:BG:25:MET:CE	30:BG:128:LEU:HB3	2.47	0.45
26:BA:2745:C:O2'	31:BH:142:GLU:OE2	2.33	0.45
31:BH:35:THR:C	31:BH:36:PHE:CD1	2.89	0.45
32:BI:110:LEU:HD11	32:BI:133:LEU:HD22	1.99	0.45
32:BI:21:VAL:HG13	32:BI:30:LEU:HD11	1.93	0.45
32:BI:81:ALA:N	32:BI:146:THR:O	2.49	0.45
55:BK:104:GLN:O	55:BK:107:GLU:HG3	2.16	0.45
55:BK:89:SER:HB2	55:BK:95:LYS:CG	2.44	0.45
33:BN:79:PHE:O	33:BN:83:ILE:HG12	2.16	0.45
33:BN:90:LYS:HZ2	33:BN:95:ARG:NH2	2.15	0.45
37:BS:35:VAL:O	37:BS:45:ALA:CB	2.64	0.45
25:BB:51:G:OP2	37:BS:72:GLU:CD	2.54	0.45
44:BU:72:HIS:CE1	44:BU:107:LYS:HA	2.50	0.45
44:BU:96:ALA:O	44:BU:106:PHE:HE1	2.00	0.45
45:BV:61:VAL:CG1	45:BV:95:ILE:CG2	2.41	0.45
39:BW:75:TYR:CZ	39:BW:104:THR:HG21	2.52	0.45
41:BY:71:VAL:CG1	41:BY:91:LEU:HB2	2.44	0.45
41:BY:28:SER:N	41:BY:99:THR:OG1	2.49	0.45
42:BZ:19:ILE:HD12	42:BZ:19:ILE:N	2.27	0.45
42:BZ:69:VAL:CG2	42:BZ:82:ASP:H	2.15	0.45
1:AA:1298:C:H5''	1:AA:1299:A:OP1	2.16	0.45
1:AA:555:C:H5''	15:AL:20:LYS:NZ	2.31	0.45
5:AB:153:ARG:HH22	5:AB:156:LYS:HB2	1.82	0.45
6:AC:18:TRP:HB3	6:AC:20:SER:O	2.16	0.45
10:AG:64:GLN:HE21	10:AG:68:ASN:HD21	1.64	0.45
15:AL:32:PHE:HB3	15:AL:84:LEU:HD21	1.98	0.45
16:AM:92:HIS:CG	16:AM:98:VAL:CG2	2.87	0.45
1:AA:1317:C:O2'	22:AS:10:PHE:CG	2.69	0.45
48:B0:51:VAL:O	48:B0:51:VAL:CG1	2.63	0.45
46:B2:58:THR:O	46:B2:60:GLN:N	2.49	0.45
47:B3:21:ALA:O	47:B3:25:ALA:N	2.43	0.45
51:B6:49:VAL:CG1	51:B6:50:PHE:N	2.80	0.45
26:BA:54:G:C2'	52:B7:35:ARG:HH22	2.30	0.45
54:B9:24:LEU:CG	54:B9:35:ARG:HG3	2.47	0.45
26:BA:1081:U:OP1	55:BK:126:LYS:HD3	2.17	0.45
26:BA:1252:G:H8	26:BA:1253:A:C8	2.35	0.45
26:BA:136:G:H3'	26:BA:137:C:H4'	1.98	0.45
26:BA:146:G:H2'	26:BA:147:U:O4'	2.16	0.45
26:BA:1992:G:N2	26:BA:1995:U:H5	2.15	0.45

*Continued on next page...*



*Continued from previous page...*

Atom-1	Atom-2	Interatomic distance (Å)	Clash overlap (Å)
26:BA:965:C:C2'	26:BA:2273:A:C2	3.00	0.45
26:BA:2317:C:N4	26:BA:2318:G:C6	2.85	0.45
26:BA:2333:A:H1'	26:BA:2335:A:N1	2.29	0.45
26:BA:2416:C:N3	26:BA:2417:C:H5	2.10	0.45
26:BA:2494:G:C6	26:BA:2495:G:N7	2.84	0.45
26:BA:2714:G:C2'	26:BA:2715:C:H5'	2.46	0.45
26:BA:2717:G:C2	26:BA:2718:G:N9	2.77	0.45
26:BA:2757:A:H2'	26:BA:2758:A:O4'	2.17	0.45
26:BA:2735:G:O6	26:BA:2770:G:C2	2.68	0.45
26:BA:27:G:C8	26:BA:27:G:C3'	3.00	0.45
26:BA:2793:G:N2	26:BA:2803:C:C2	2.83	0.45
26:BA:2821:A:H2	26:BA:2822:G:C6	2.28	0.45
26:BA:2828:C:N4	26:BA:2829:C:N4	2.65	0.45
26:BA:2898:U:C4	26:BA:2899:G:N7	2.85	0.45
26:BA:388:G:P	49:B4:29:PRO:CD	3.05	0.45
26:BA:511:U:OP2	26:BA:512:G:C6	2.70	0.45
26:BA:923:C:C6	48:B0:26:PHE:HE2	2.28	0.45
27:BD:126:GLY:C	27:BD:127:ASN:O	2.53	0.45
27:BD:152:GLN:O	27:BD:153:LEU:HD13	2.17	0.45
27:BD:161:ALA:O	27:BD:162:GLN:NE2	2.50	0.45
27:BD:131:LEU:CB	27:BD:171:VAL:HG11	2.46	0.45
27:BD:170:TYR:O	27:BD:182:MET:SD	2.75	0.45
28:BE:210:THR:C	28:BE:216:ARG:NH2	2.70	0.45
29:BF:115:LEU:HG	29:BF:246:ARG:HH12	1.80	0.45
26:BA:321:G:C4'	29:BF:206:ASN:CB	2.90	0.45
29:BF:238:SER:CA	29:BF:241:ALA:HB2	2.45	0.45
30:BG:102:GLY:C	30:BG:134:LEU:HG	2.37	0.45
30:BG:52:THR:HB	30:BG:67:ASP:O	2.16	0.45
30:BG:83:PHE:O	30:BG:87:ALA:HB3	2.16	0.45
30:BG:95:THR:CG2	30:BG:96:SER:N	2.76	0.45
55:BK:131:THR:C	55:BK:133:LYS:N	2.70	0.45
55:BK:138:GLU:HB3	55:BK:140:VAL:HG23	1.97	0.45
55:BK:32:GLY:O	55:BK:60:VAL:CG2	2.64	0.45
33:BN:5:GLU:CA	33:BN:109:TYR:CE2	2.97	0.45
34:BO:1:MET:HB3	34:BO:67:ARG:HG3	1.99	0.45
34:BO:86:ILE:HG21	34:BO:94:ARG:NE	2.32	0.45
36:BQ:50:VAL:HG23	36:BQ:121:ASP:OD1	2.17	0.45
43:BR:24:GLN:CB	43:BR:44:LEU:HD21	2.46	0.45
43:BR:39:PRO:O	43:BR:41:ALA:C	2.54	0.45
43:BR:73:VAL:HG12	43:BR:77:ARG:NE	2.27	0.45
43:BR:55:ALA:CA	43:BR:80:PHE:CE1	2.92	0.45

*Continued on next page...*



*Continued from previous page...*

Atom-1	Atom-2	Interatomic distance (Å)	Clash overlap (Å)
37:BS:81:ALA:CB	37:BS:118:ILE:H	2.28	0.45
37:BS:30:GLY:O	37:BS:31:LYS:CG	2.65	0.45
37:BS:83:LEU:O	37:BS:87:LEU:HD23	2.16	0.45
44:BU:109:LEU:O	44:BU:113:SER:OG	2.33	0.45
44:BU:114:ARG:HA	44:BU:117:ARG:HD2	1.99	0.45
44:BU:25:TRP:HB3	44:BU:28:ARG:CZ	2.45	0.45
44:BU:60:LEU:H	44:BU:60:LEU:HD23	1.82	0.45
44:BU:63:GLN:O	44:BU:65:ILE:C	2.54	0.45
45:BV:46:VAL:CG1	45:BV:46:VAL:O	2.58	0.45
45:BV:71:ILE:O	45:BV:88:GLN:HG3	2.16	0.45
26:BA:494:G:C4'	39:BW:6:ILE:CG2	2.69	0.45
40:BX:52:VAL:C	40:BX:53:ASN:ND2	2.70	0.45
41:BY:2:LYS:O	41:BY:3:GLN:HG3	2.16	0.45
41:BY:42:VAL:O	41:BY:112:LEU:HB3	2.17	0.45
41:BY:75:GLU:O	41:BY:76:ASP:C	2.54	0.45
41:BY:74:VAL:O	41:BY:77:VAL:HG23	2.16	0.45
42:BZ:64:ALA:HB3	42:BZ:84:TYR:O	2.14	0.45
1:AA:1309:G:OP2	16:AM:99:ARG:NH1	2.49	0.45
1:AA:1496:C:H2'	1:AA:1497:G:O4'	2.15	0.45
1:AA:323:U:O4	1:AA:327:A:N7	2.50	0.45
1:AA:340:U:H2'	1:AA:341:C:C6	2.52	0.45
1:AA:501:C:H6	1:AA:501:C:H3'	1.82	0.45
1:AA:544:G:C6	1:AA:545:C:C4	3.05	0.45
1:AA:828:A:H2'	1:AA:829:G:O4'	2.15	0.45
7:AD:191:ARG:NH2	7:AD:196:LEU:O	2.47	0.45
3:AW:40:C:C4'	10:AG:148:ASN:OD1	2.65	0.45
11:AH:11:THR:HA	11:AH:14:ARG:HD2	1.99	0.45
1:AA:538:G:OP1	15:AL:113:ARG:HG2	2.17	0.45
17:AN:12:ARG:O	17:AN:13:THR:C	2.54	0.45
1:AA:377:G:OP1	19:AP:5:ARG:NH1	2.46	0.45
1:AA:1318:A:H4'	22:AS:10:PHE:HB3	1.98	0.45
23:AT:76:ALA:HA	23:AT:79:ARG:NH1	2.31	0.45
46:B2:55:ARG:HD2	46:B2:55:ARG:N	2.32	0.45
47:B3:6:VAL:CA	47:B3:55:ARG:O	2.64	0.45
53:B8:16:ILE:HG23	53:B8:22:VAL:HG22	1.93	0.45
26:BA:1163:G:C6	26:BA:1164:G:N7	2.85	0.45
26:BA:125:G:H3'	52:B7:19:ARG:HH12	1.68	0.45
26:BA:1609:A:N3	26:BA:1609:A:H2'	2.31	0.45
26:BA:2095:C:N3	26:BA:2194:G:C6	2.84	0.45
26:BA:2228:G:C5	26:BA:2229:C:C2	3.04	0.45
26:BA:2228:G:C5	26:BA:2229:C:N1	2.82	0.45

*Continued on next page...*



*Continued from previous page...*

Atom-1	Atom-2	Interatomic distance (Å)	Clash overlap (Å)
26:BA:2250:G:C8	26:BA:2496:C:OP1	2.69	0.45
26:BA:2280:G:N1	26:BA:2281:C:C4	2.85	0.45
26:BA:2283:C:C4	26:BA:2284:C:C1'	2.99	0.45
26:BA:2364:C:C5'	48:B0:38:VAL:HG11	2.38	0.45
26:BA:2494:G:N2	26:BA:2495:G:C1'	2.77	0.45
26:BA:2531:A:C6	26:BA:2532:G:C4	3.04	0.45
26:BA:2708:G:H2'	26:BA:2709:G:H8	1.82	0.45
26:BA:270(O):U:O4	32:BI:53:LYS:NZ	2.49	0.45
26:BA:2731:G:H1	26:BA:2732:G:N2	2.15	0.45
26:BA:2740:A:N9	26:BA:2741:A:C8	2.82	0.45
26:BA:2741:A:C2'	26:BA:2742:C:C4'	2.93	0.45
26:BA:2787:C:O2	26:BA:2787:C:C2'	2.62	0.45
26:BA:2844:G:N1	26:BA:2845:G:C4	2.85	0.45
26:BA:2852:G:C4	26:BA:2853:C:N3	2.84	0.45
26:BA:337:C:OP1	41:BY:21:LYS:O	2.34	0.45
26:BA:220:G:H22	26:BA:427:U:H2'	1.82	0.45
26:BA:839:U:H2'	26:BA:840:C:C6	2.52	0.45
25:BB:16:G:OP2	25:BB:16:G:H3'	2.17	0.45
27:BD:161:ALA:HA	27:BD:162:GLN:HE22	1.78	0.45
27:BD:202:LYS:HA	27:BD:203:PRO:HD3	1.87	0.45
27:BD:204:PHE:O	27:BD:205:VAL:O	2.35	0.45
27:BD:211:HIS:O	27:BD:214:MET:N	2.43	0.45
27:BD:70:LYS:CB	27:BD:73:ILE:HD11	2.38	0.45
26:BA:2679:A:H1'	28:BE:300:VAL:CG1	2.47	0.45
28:BE:201:VAL:HA	28:BE:311:PHE:HA	1.98	0.45
28:BE:311:PHE:O	28:BE:312:ARG:HG3	2.16	0.45
28:BE:42:ALA:HA	28:BE:311:PHE:CD2	2.51	0.45
28:BE:83:LEU:CD1	28:BE:178:LEU:HD23	2.47	0.45
29:BF:118:THR:O	29:BF:119:ALA:C	2.55	0.45
29:BF:213:ALA:HB2	29:BF:218:VAL:HG13	1.33	0.45
29:BF:200:PRO:HD3	29:BF:214:THR:CG2	2.47	0.45
30:BG:49:PRO:CD	30:BG:73:VAL:CG2	2.91	0.45
31:BH:36:PHE:O	31:BH:37:HIS:C	2.54	0.45
31:BH:84:LYS:CG	31:BH:140:VAL:CG1	2.86	0.45
31:BH:85:ALA:O	31:BH:148:ARG:CZ	2.56	0.45
31:BH:97:LYS:C	31:BH:98:GLN:HG3	2.20	0.45
32:BI:141:LEU:HD22	32:BI:142:LYS:HG2	1.98	0.45
55:BK:112:LYS:O	55:BK:114:PRO:HD2	2.09	0.45
33:BN:8:ALA:CB	33:BN:11:ILE:HD11	2.46	0.45
35:BP:92:ASP:O	35:BP:119:THR:O	2.34	0.45
36:BQ:45:GLN:CD	36:BQ:153:PRO:CA	2.85	0.45

*Continued on next page...*



*Continued from previous page...*

Atom-1	Atom-2	Interatomic distance (Å)	Clash overlap (Å)
37:BS:118:ILE:CG2	37:BS:119:GLN:H	2.23	0.45
44:BU:95:LEU:CD2	44:BU:95:LEU:N	2.73	0.45
45:BV:39:PHE:CZ	45:BV:42:GLY:CA	2.97	0.45
39:BW:3:ALA:C	39:BW:4:LYS:HG3	2.36	0.45
39:BW:5:ALA:HB1	39:BW:50:VAL:HG13	1.99	0.45
39:BW:81:ALA:C	39:BW:82:LEU:CD2	2.66	0.45
40:BX:29:ASP:CG	40:BX:30:ASP:OD1	2.55	0.45
40:BX:33:SER:C	40:BX:37:VAL:HG21	2.35	0.45
40:BX:50:GLU:CG	40:BX:67:ARG:O	2.63	0.45
40:BX:58:MET:C	40:BX:59:ASP:CG	2.76	0.45
41:BY:19:ARG:O	41:BY:22:GLN:CB	2.64	0.45
41:BY:31:LEU:CD2	41:BY:31:LEU:N	2.40	0.45
41:BY:54:ASP:C	41:BY:56:ALA:N	2.69	0.45
42:BZ:168:VAL:O	42:BZ:169:VAL:CB	2.59	0.45
42:BZ:62:PHE:CB	42:BZ:85:MET:SD	3.01	0.45
1:AA:1216:G:H5''	17:AN:5:ALA:CB	2.46	0.45
1:AA:1525:G:H2'	1:AA:1526:G:O4'	2.16	0.45
1:AA:356:A:H4'	1:AA:388:G:H22	1.80	0.45
1:AA:409:G:OP1	7:AD:25:ARG:CB	2.63	0.45
1:AA:501:C:OP2	15:AL:124:LYS:HD3	2.17	0.45
1:AA:62:U:H5''	1:AA:385:C:O2'	2.17	0.45
1:AA:942:G:H2'	1:AA:943:U:C6	2.52	0.45
7:AD:12:CYS:HB3	7:AD:31:CYS:HB3	1.76	0.45
14:AK:24:SER:C	14:AK:26:ASN:H	2.19	0.45
48:B0:46:LYS:CE	48:B0:60:PHE:H	2.30	0.45
46:B2:52:ALA:HA	46:B2:55:ARG:HD3	1.98	0.45
26:BA:397:G:P	49:B4:10:VAL:HG11	2.57	0.45
50:B5:42:SER:O	50:B5:43:HIS:CG	2.69	0.45
52:B7:21:ARG:HB3	52:B7:31:LEU:HD12	1.78	0.45
54:B9:17:VAL:HG21	54:B9:26:ILE:HD12	1.98	0.45
54:B9:14:CYS:HA	54:B9:26:ILE:O	2.17	0.45
54:B9:29:ASN:CB	54:B9:32:HIS:CE1	3.00	0.45
26:BA:1227:A:C8	26:BA:1227:A:C3'	3.00	0.45
26:BA:1602:U:O5'	26:BA:1602:U:C2	2.70	0.45
26:BA:171:G:H2'	26:BA:172:C:C5	2.51	0.45
26:BA:1826:G:C5	26:BA:1827:C:C5	3.05	0.45
26:BA:182:A:H2'	26:BA:183:C:C6	2.52	0.45
2:AV:25:C:O2'	26:BA:1922:G:O3'	2.23	0.45
26:BA:2100:G:N3	26:BA:2190:G:C2	2.85	0.45
26:BA:2234:G:C3'	26:BA:2235:G:H5'	2.44	0.45
26:BA:2279:G:C4	26:BA:2280:G:N7	2.85	0.45

*Continued on next page...*



*Continued from previous page...*

Atom-1	Atom-2	Interatomic distance (Å)	Clash overlap (Å)
26:BA:2290:G:C2	26:BA:2291:U:O2	2.70	0.45
26:BA:2296:U:C3'	26:BA:2296:U:C6	2.99	0.45
26:BA:2310:A:C2	30:BG:57:THR:OG1	2.69	0.45
26:BA:641:C:O2	26:BA:2350:C:OP1	2.33	0.45
26:BA:2353:G:C6	26:BA:2364:C:N4	2.71	0.45
26:BA:2392:A:C3'	26:BA:2393:A:C5'	2.94	0.45
26:BA:2489:G:C6	26:BA:2490:G:C6	3.04	0.45
26:BA:2514:U:O4'	28:BE:247:ARG:NH1	2.49	0.45
26:BA:2618:G:O2'	26:BA:2619:C:P	2.66	0.45
26:BA:2645:G:C1'	26:BA:2645:G:OP2	2.63	0.45
26:BA:270(L):U:H4'	26:BA:270(M):U:OP1	2.16	0.45
26:BA:2723:C:O2'	26:BA:2724:C:H5'	2.16	0.45
26:BA:2737:G:C2'	26:BA:2738:A:H8	2.18	0.45
26:BA:2762:G:C4	26:BA:2763:G:N7	2.85	0.45
26:BA:2771:C:H42	26:BA:2772:C:N4	2.15	0.45
26:BA:2630:G:O6	26:BA:2788:C:N3	2.50	0.45
26:BA:2844:G:C2	26:BA:2845:G:N9	2.85	0.45
26:BA:270:A:C6	26:BA:370:G:H1'	2.51	0.45
26:BA:528:A:C8	26:BA:528:A:H3'	2.51	0.45
26:BA:551:G:C4'	26:BA:1220:A:C2	2.97	0.45
26:BA:611:C:O2	26:BA:617:G:C2	2.70	0.45
26:BA:797:C:H5''	29:BF:57:PRO:CB	2.34	0.45
26:BA:827:U:H4'	26:BA:828:U:O2	2.17	0.45
26:BA:992:C:H2'	26:BA:993:G:H5''	1.99	0.45
25:BB:105:G:H2'	25:BB:106:G:C8	2.47	0.45
25:BB:29:A:OP2	37:BS:41:LYS:HB2	2.17	0.45
27:BD:158:GLY:C	27:BD:194:VAL:HG13	2.36	0.45
27:BD:211:HIS:O	27:BD:212:HIS:C	2.53	0.45
27:BD:213:LYS:CG	27:BD:215:LYS:CA	2.94	0.45
27:BD:77:VAL:O	27:BD:111:VAL:O	2.35	0.45
28:BE:206:LYS:CA	28:BE:257:GLY:O	2.64	0.45
29:BF:144:PHE:HD2	29:BF:156:LEU:CD1	2.25	0.45
26:BA:2316:C:C3'	30:BG:151:ILE:CD1	2.84	0.45
30:BG:44:ILE:O	30:BG:83:PHE:HE2	1.86	0.45
31:BH:10:ILE:HG22	31:BH:14:VAL:CG2	2.42	0.45
31:BH:120:LEU:HA	31:BH:121:GLU:OE1	2.12	0.45
31:BH:34:ARG:HG2	31:BH:35:THR:N	2.32	0.45
32:BI:133:LEU:H	32:BI:138:THR:HB	1.80	0.45
32:BI:1:MET:HE3	32:BI:23:ASP:CA	2.47	0.45
33:BN:21:ARG:O	33:BN:22:VAL:C	2.55	0.45
37:BS:76:GLY:O	37:BS:83:LEU:HD12	2.17	0.45

*Continued on next page...*



*Continued from previous page...*

Atom-1	Atom-2	Interatomic distance (Å)	Clash overlap (Å)
44:BU:15:LYS:HG2	44:BU:19:LYS:CE	2.47	0.45
44:BU:33:ARG:HG2	44:BU:34:ASN:N	2.24	0.45
44:BU:76:TYR:O	44:BU:80:ILE:HD11	1.95	0.45
45:BV:11:GLN:OE1	45:BV:22:VAL:HG23	2.15	0.45
45:BV:54:TYR:O	45:BV:56:VAL:HB	2.17	0.45
45:BV:34:GLU:N	45:BV:63:HIS:CE1	2.85	0.45
41:BY:109:GLU:O	41:BY:109:GLU:CG	2.65	0.45
41:BY:51:LEU:C	41:BY:51:LEU:CD2	2.85	0.45
42:BZ:152:ILE:HG22	42:BZ:153:LYS:H	1.82	0.45
1:AA:1270:C:HO2'	1:AA:1313:U:HO2'	1.65	0.45
1:AA:1260:C:C1'	1:AA:1283:G:HO2'	2.27	0.45
1:AA:1224:G:C6	1:AA:1322:C:C4'	2.99	0.45
1:AA:160:A:H1'	1:AA:344:A:H62	1.82	0.45
1:AA:450:G:N7	1:AA:481:G:C6	2.85	0.45
1:AA:557:G:H5''	1:AA:558:G:OP2	2.17	0.45
1:AA:766:A:C8	1:AA:814:A:N6	2.85	0.45
1:AA:786:G:C2	1:AA:787:A:H1'	2.51	0.45
6:AC:156:ARG:HD3	6:AC:193:TYR:O	2.16	0.45
8:AE:20:GLN:OE1	8:AE:21:ALA:N	2.49	0.45
14:AK:103:LEU:O	14:AK:104:GLN:C	2.55	0.45
16:AM:84:ILE:HG13	16:AM:85:GLY:N	2.31	0.45
19:AP:7:ALA:N	19:AP:18:ARG:H	2.14	0.45
24:AU:20:LYS:HG3	24:AU:21:TYR:N	2.32	0.45
3:AW:37:YYG:H192	10:AG:78:ARG:O	2.16	0.45
3:AW:9:A:C4	3:AW:45:G:N3	2.85	0.45
46:B2:29:ASN:C	46:B2:34:GLN:CD	2.71	0.45
49:B4:14:ILE:HD11	49:B4:39:VAL:HB	1.97	0.45
51:B6:22:TYR:O	51:B6:23:THR:CB	2.65	0.45
26:BA:1155:A:O2'	26:BA:1156:A:H2'	2.17	0.45
26:BA:51:G:O2'	26:BA:119:A:C6	2.66	0.45
26:BA:1668:A:HO2'	26:BA:1669:A:P	2.40	0.45
26:BA:1680:U:O2	26:BA:1764:G:O5'	2.35	0.45
26:BA:1362:C:O2'	26:BA:1810:A:O2'	2.30	0.45
26:BA:1991:U:C3'	26:BA:1991:U:C6	2.99	0.45
26:BA:2022:U:O4	50:B5:9:LYS:HD3	2.17	0.45
26:BA:2264:C:N4	26:BA:2277:G:C6	2.83	0.45
26:BA:2314:C:H2'	26:BA:2315:G:O5'	2.14	0.45
26:BA:2065:C:O2	26:BA:2449:U:N3	2.50	0.45
26:BA:2468:G:N7	26:BA:2476:A:N1	2.63	0.45
26:BA:2482:G:N7	26:BA:2483:C:C5	2.61	0.45
26:BA:2840:C:C2	26:BA:2841:C:C4	3.04	0.45

*Continued on next page...*



*Continued from previous page...*

Atom-1	Atom-2	Interatomic distance (Å)	Clash overlap (Å)
26:BA:2866:U:O2	26:BA:2868:A:C4'	2.64	0.45
26:BA:2691:C:O4'	26:BA:2872:G:C5	2.70	0.45
26:BA:2808:U:O2	26:BA:2892:A:N6	2.25	0.45
26:BA:422:A:H2'	26:BA:422:A:N3	2.31	0.45
26:BA:450:G:C2	26:BA:454:A:H2	2.34	0.45
26:BA:592:G:H2'	53:B8:3:LYS:CD	2.46	0.45
26:BA:617:G:OP2	29:BF:42:ARG:CZ	2.65	0.45
26:BA:929:G:C2'	47:B3:37:LEU:HD13	2.46	0.45
27:BD:106:PRO:CG	27:BD:141:HIS:CD2	2.98	0.45
27:BD:175:LEU:HD21	27:BD:181:ARG:H	1.80	0.45
27:BD:209:ASN:O	27:BD:210:LYS:O	2.34	0.45
28:BE:270:ASP:OD2	28:BE:295:LEU:HB3	2.16	0.45
30:BG:83:PHE:O	30:BG:84:LEU:C	2.56	0.45
16:AM:3:ARG:HH12	30:BG:90:LEU:CD2	2.29	0.45
31:BH:14:VAL:CG1	31:BH:16:VAL:CG2	2.95	0.45
32:BI:49:ALA:C	32:BI:53:LYS:HG2	2.36	0.45
55:BK:35:ILE:HG22	55:BK:39:CYS:SG	2.57	0.45
55:BK:79:LEU:CD2	55:BK:79:LEU:C	2.84	0.45
34:BO:33:ALA:CB	34:BO:39:VAL:HG22	2.47	0.45
44:BU:114:ARG:CA	44:BU:117:ARG:HD2	2.46	0.45
45:BV:31:ASP:O	45:BV:63:HIS:C	2.50	0.45
26:BA:487:C:C2	39:BW:53:SER:OG	2.70	0.45
39:BW:85:VAL:HG13	39:BW:95:ILE:HD13	1.99	0.45
26:BA:138:G:O4'	40:BX:43:GLU:OE2	2.34	0.45
40:BX:23:LYS:HD3	40:BX:65:VAL:HG11	1.98	0.45
41:BY:103:LEU:CG	41:BY:112:LEU:HD21	2.24	0.45
42:BZ:148:THR:O	42:BZ:149:ALA:C	2.55	0.45
1:AA:1197:G:C8	1:AA:1197:G:P	3.10	0.45
1:AA:190(I):G:H2'	1:AA:190(J):U:C6	2.51	0.45
1:AA:279:A:OP1	1:AA:281:G:H5'	2.17	0.45
1:AA:407:G:N2	1:AA:436:C:H1'	2.32	0.45
1:AA:475:G:H2'	1:AA:476:G:C8	2.51	0.45
1:AA:574:A:H8	1:AA:574:A:O5'	2.00	0.45
1:AA:62:U:C5'	1:AA:385:C:O2'	2.64	0.45
1:AA:1060:C:C5	6:AC:2:GLY:HA2	2.52	0.45
7:AD:58:LEU:HD13	7:AD:59:ARG:NH1	2.32	0.45
9:AF:57:GLN:HB2	9:AF:57:GLN:HE21	1.65	0.45
11:AH:87:SER:HB3	11:AH:92:ARG:HA	1.99	0.45
46:B2:26:GLU:CG	46:B2:27:LEU:N	2.54	0.45
47:B3:20:LYS:O	47:B3:23:LEU:HB2	2.09	0.45
50:B5:18:MET:O	50:B5:19:ARG:C	2.55	0.45

*Continued on next page...*



*Continued from previous page...*

Atom-1	Atom-2	Interatomic distance (Å)	Clash overlap (Å)
26:BA:2393:A:C4'	53:B8:13:ARG:HH21	2.13	0.45
26:BA:1263:U:O4'	50:B5:16:ARG:NH2	2.49	0.45
26:BA:126:A:OP2	52:B7:17:GLY:HA3	2.17	0.45
26:BA:1651:G:H2'	26:BA:1652:A:C8	2.52	0.45
26:BA:1772:G:N2	26:BA:1774:C:H5'	2.32	0.45
26:BA:1908:C:H42	26:BA:1922:G:H1	1.65	0.45
26:BA:2219:G:N3	26:BA:2224:G:O4'	2.49	0.45
26:BA:2292:C:N3	26:BA:2340:G:N2	2.61	0.45
26:BA:2305:A:H8	26:BA:2306:C:C5'	2.29	0.45
26:BA:2371:G:O3'	51:B6:47:HIS:CE1	2.70	0.45
26:BA:2419:U:OP1	51:B6:24:THR:HG21	2.18	0.45
26:BA:2073:C:H42	26:BA:2437:U:H3	1.64	0.45
26:BA:2474:C:C5	26:BA:2475:C:N3	2.85	0.45
26:BA:2476:A:C8	26:BA:2477:C:H6	2.28	0.45
26:BA:2562:U:C2'	26:BA:2563:U:H5'	2.47	0.45
26:BA:2620:C:C4'	28:BE:252:GLN:CB	2.94	0.45
26:BA:2643:G:O5'	26:BA:2643:G:H8	1.99	0.45
26:BA:2766:G:N2	26:BA:2767:C:C6	2.85	0.45
26:BA:1545:A:OP1	26:BA:545(A):A:P	2.75	0.45
26:BA:54:G:H1	26:BA:116:C:H42	1.64	0.45
26:BA:566:U:H3'	26:BA:567:A:H8	1.81	0.45
26:BA:631:A:C2	26:BA:2416:C:C4'	2.99	0.45
26:BA:675:A:N3	26:BA:2443:C:C2'	2.77	0.45
26:BA:781:A:H5'	26:BA:782:A:C8	2.51	0.45
25:BB:40:U:H3'	25:BB:41:U:C5'	2.35	0.45
27:BD:165:GLY:O	27:BD:172:ILE:CA	2.61	0.45
27:BD:75:GLY:O	27:BD:115:ILE:C	2.55	0.45
28:BE:268:LEU:HD11	28:BE:271:ILE:CD1	2.46	0.45
28:BE:44:TYR:CB	28:BE:309:PRO:HD3	2.43	0.45
29:BF:1:MET:O	29:BF:18:LEU:CG	2.53	0.45
29:BF:56:THR:O	29:BF:79:ARG:HD2	2.17	0.45
30:BG:146:LYS:C	30:BG:148:SER:N	2.70	0.45
30:BG:19:GLU:OE1	30:BG:134:LEU:O	2.35	0.45
31:BH:124:VAL:O	31:BH:124:VAL:CG1	2.54	0.45
32:BI:75:LEU:O	32:BI:141:LEU:HD21	2.17	0.45
55:BK:113:MET:N	55:BK:114:PRO:CD	2.80	0.45
55:BK:135:MET:HE1	55:BK:137:ILE:CG1	2.47	0.45
55:BK:36:MET:SD	55:BK:40:LYS:CE	3.01	0.45
33:BN:39:VAL:HG12	33:BN:104:TYR:CA	2.46	0.45
33:BN:78:ILE:CG2	33:BN:79:PHE:CD1	2.99	0.45
33:BN:96:GLU:C	33:BN:98:PHE:H	2.21	0.45

*Continued on next page...*



*Continued from previous page...*

Atom-1	Atom-2	Interatomic distance (Å)	Clash overlap (Å)
34:BO:97:ARG:HG2	34:BO:98:ILE:H	1.82	0.45
35:BP:94:ARG:HD2	35:BP:119:THR:O	2.17	0.45
36:BQ:26:LYS:NZ	36:BQ:88:PHE:HB3	2.32	0.45
43:BR:77:ARG:CZ	43:BR:77:ARG:CB	2.58	0.45
44:BU:91:ASN:C	44:BU:95:LEU:CD1	2.75	0.45
45:BV:50:ASP:HB2	45:BV:53:LYS:HG3	0.54	0.45
39:BW:29:LEU:C	39:BW:33:ARG:HG3	2.37	0.45
39:BW:30:GLU:CA	39:BW:33:ARG:CG	2.93	0.45
39:BW:26:GLY:CA	39:BW:71:VAL:HG23	2.47	0.45
1:AA:111:G:H3'	1:AA:112:G:H8	1.82	0.44
1:AA:1259:C:H1'	1:AA:1283:G:N3	2.32	0.44
1:AA:1277:C:O2'	1:AA:1282:C:N3	2.47	0.44
1:AA:1411:C:H2'	1:AA:1412:C:H6	1.81	0.44
1:AA:1517:G:H3'	1:AA:1518:A:H8	1.80	0.44
1:AA:33:A:OP2	1:AA:398:C:H5'	2.17	0.44
1:AA:403:C:N4	1:AA:547:A:H5''	2.26	0.44
1:AA:52:G:H5''	1:AA:52:G:H8	1.81	0.44
1:AA:932:C:C5'	10:AG:3:ARG:HB3	2.46	0.44
5:AB:69:LEU:HB3	5:AB:162:ILE:HG22	1.99	0.44
8:AE:76:ILE:CG2	8:AE:142:LEU:HD22	2.47	0.44
14:AK:45:GLY:O	14:AK:50:TYR:HB2	2.17	0.44
20:AQ:46:ASP:HA	20:AQ:47:PRO:HD3	1.80	0.44
1:AA:674:G:O2'	21:AR:81:PHE:CE1	2.63	0.44
1:AA:1319:A:C4'	22:AS:70:LYS:HZ1	2.09	0.44
26:BA:2080:G:H5'	49:B4:33:VAL:N	2.32	0.44
50:B5:50:GLY:HA2	50:B5:57:VAL:CG2	2.47	0.44
53:B8:16:ILE:HA	53:B8:22:VAL:HA	1.99	0.44
26:BA:1283:G:H2'	26:BA:1285:G:N7	2.32	0.44
26:BA:1344:G:N2	26:BA:1404:C:H1'	2.32	0.44
26:BA:142(A):A:H5''	26:BA:1143:A:P	2.57	0.44
26:BA:1528:A:C2	26:BA:1529:A:H1'	2.52	0.44
26:BA:1653:G:OP1	26:BA:2822:G:N1	2.48	0.44
26:BA:1698:A:H1'	26:BA:1700:A:O5'	2.17	0.44
26:BA:1791:A:OP1	27:BD:210:LYS:CB	2.65	0.44
26:BA:1910:G:N2	26:BA:1921:G:H1'	2.32	0.44
26:BA:530:G:C6	26:BA:2021:C:H3'	2.52	0.44
26:BA:2080:G:P	49:B4:32:HIS:HD2	2.40	0.44
26:BA:2263:C:N4	26:BA:2278:A:N6	2.65	0.44
26:BA:2298:A:C6	26:BA:2321:G:N1	2.85	0.44
26:BA:2341:G:N7	26:BA:2342:C:C4	2.85	0.44
26:BA:2350:C:N4	26:BA:2382:G:H1	2.15	0.44

*Continued on next page...*



*Continued from previous page...*

Atom-1	Atom-2	Interatomic distance (Å)	Clash overlap (Å)
26:BA:2397:G:C5	26:BA:2398:U:C4	3.04	0.44
26:BA:2455:G:C3'	26:BA:2456:C:H5'	2.47	0.44
26:BA:2464:C:C5	26:BA:2487:G:N1	2.85	0.44
26:BA:2611:U:H5'	26:BA:2611:U:C6	2.51	0.44
26:BA:2692:C:N3	26:BA:2717:G:N2	2.53	0.44
26:BA:2774:C:C2'	26:BA:2774:C:O2	2.63	0.44
26:BA:2857:G:H2'	26:BA:2858:C:H5''	1.97	0.44
26:BA:322:A:H1'	26:BA:341:G:H8	1.81	0.44
26:BA:330:A:H4'	26:BA:1210:A:N6	2.32	0.44
26:BA:492:A:H2'	26:BA:493:G:O4'	2.16	0.44
26:BA:532:A:C2'	26:BA:533:G:O4'	2.65	0.44
26:BA:59:U:C2	26:BA:73:A:C2	3.05	0.44
27:BD:124:LYS:HB2	27:BD:127:ASN:ND2	2.31	0.44
27:BD:143:ILE:CB	27:BD:152:GLN:C	2.66	0.44
28:BE:269:ILE:CD1	28:BE:296:VAL:N	2.75	0.44
29:BF:93:LYS:C	29:BF:96:LYS:CD	2.85	0.44
25:BB:42:C:H4'	30:BG:48:MET:H	1.82	0.44
30:BG:55:LYS:O	30:BG:56:ARG:CG	2.64	0.44
31:BH:122:ILE:HG22	31:BH:123:GLU:H	1.82	0.44
32:BI:7:LYS:CG	32:BI:12:LYS:CE	2.93	0.44
32:BI:86:GLY:HA3	32:BI:88:ARG:N	2.30	0.44
55:BK:13:LEU:HB3	55:BK:14:PRO:HD2	1.99	0.44
34:BO:112:MET:O	34:BO:114:ILE:C	2.55	0.44
34:BO:3:GLN:CA	34:BO:21:VAL:CG1	2.93	0.44
36:BQ:66:ASN:O	36:BQ:70:ARG:HG3	2.16	0.44
37:BS:117:ALA:HA	37:BS:120:GLU:OE2	2.16	0.44
37:BS:23:ARG:NH2	37:BS:35:VAL:HG11	2.28	0.44
37:BS:33:ARG:CG	37:BS:48:VAL:O	2.65	0.44
44:BU:103:PRO:O	44:BU:107:LYS:N	2.50	0.44
26:BA:1163:G:C5'	45:BV:23:GLU:OE1	2.53	0.44
45:BV:54:TYR:O	45:BV:56:VAL:CB	2.65	0.44
45:BV:33:VAL:CG2	45:BV:63:HIS:CG	3.00	0.44
41:BY:40:VAL:CG1	41:BY:41:ARG:HG2	2.46	0.44
1:AA:1070:U:O4	1:AA:1085:U:C4	2.63	0.44
1:AA:1169:A:O5'	1:AA:1169:A:H8	2.01	0.44
1:AA:1347:G:O2'	1:AA:1348:U:OP2	2.32	0.44
1:AA:1429:C:H2'	1:AA:1430:C:C6	2.51	0.44
1:AA:475:G:H2'	1:AA:476:G:H8	1.81	0.44
1:AA:962:C:C2	1:AA:963:G:C8	3.05	0.44
1:AA:983:A:H3'	1:AA:983:A:N3	2.32	0.44
5:AB:100:GLY:O	5:AB:104:ASN:HB3	2.16	0.44

*Continued on next page...*



*Continued from previous page...*

Atom-1	Atom-2	Interatomic distance (Å)	Clash overlap (Å)
1:AA:408:A:P	7:AD:115:ARG:NH1	2.91	0.44
14:AK:111:ASP:O	14:AK:112:THR:C	2.55	0.44
17:AN:27:CYS:H	17:AN:43:CYS:HB3	1.81	0.44
3:AW:23:A:H2'	3:AW:24:G:C8	2.52	0.44
48:B0:62:LEU:O	48:B0:63:SER:O	2.35	0.44
46:B2:59:ILE:CG1	46:B2:60:GLN:H	2.29	0.44
49:B4:20:VAL:HB	49:B4:30:GLU:CD	2.38	0.44
43:BR:100:LEU:HA	50:B5:44:HIS:HD2	1.82	0.44
52:B7:11:LYS:O	52:B7:13:ALA:CA	2.62	0.44
52:B7:32:ALA:HA	52:B7:35:ARG:HD3	1.93	0.44
26:BA:242:G:C3'	53:B8:5:LYS:NZ	2.66	0.44
26:BA:1102:C:H2'	26:BA:1103:A:H8	1.82	0.44
26:BA:52:A:C5	26:BA:118:A:C2	3.06	0.44
26:BA:142(A):A:O3'	33:BN:21:ARG:NE	2.50	0.44
26:BA:1559:G:C4	26:BA:1559:G:C3'	2.92	0.44
26:BA:1914:C:OP2	26:BA:1916:A:N6	2.50	0.44
26:BA:1916:A:C8	26:BA:1916:A:OP2	2.68	0.44
26:BA:2043:C:C4	26:BA:2777:G:C2	3.02	0.44
26:BA:2092:U:H5	26:BA:2227:A:H62	1.64	0.44
26:BA:2385:C:C2'	26:BA:2386:C:C5'	2.93	0.44
26:BA:2392:A:C2	26:BA:2429:G:C4	3.06	0.44
26:BA:2438:U:C4'	26:BA:2440:C:OP1	2.63	0.44
26:BA:2508:G:C2	26:BA:2509:G:C1'	3.00	0.44
26:BA:1130:U:C5'	26:BA:2515:C:O2'	2.41	0.44
26:BA:2533:A:H2'	26:BA:2534:A:O4'	2.17	0.44
26:BA:2553:G:N7	26:BA:2554:U:N1	2.64	0.44
26:BA:2596:U:H5	26:BA:2597:G:N7	2.15	0.44
26:BA:2634:G:N1	26:BA:2635:C:C6	2.86	0.44
26:BA:2720:U:O4	26:BA:2873:A:C6	2.65	0.44
26:BA:2755:C:C6	26:BA:2755:C:C3'	3.00	0.44
26:BA:2777:G:C5'	26:BA:2777:G:N9	2.80	0.44
26:BA:2822:G:O2'	26:BA:2825:C:N4	2.47	0.44
26:BA:2816:C:C2	26:BA:2831:G:C2	3.05	0.44
26:BA:476:G:H2'	26:BA:478:A:OP2	2.17	0.44
26:BA:504:U:H5''	26:BA:506:G:OP2	2.16	0.44
28:BE:204:VAL:N	28:BE:303:PRO:HD3	2.32	0.44
29:BF:6:TYR:OH	29:BF:139:VAL:N	2.51	0.44
29:BF:142:ASP:O	29:BF:145:GLU:N	2.47	0.44
30:BG:24:HIS:HB3	30:BG:72:LYS:HD3	1.99	0.44
31:BH:151:ARG:HA	31:BH:152:PRO:HD2	1.76	0.44
31:BH:51:VAL:CG2	31:BH:68:ARG:HG3	2.43	0.44

*Continued on next page...*



*Continued from previous page...*

Atom-1	Atom-2	Interatomic distance (Å)	Clash overlap (Å)
32:BI:96:LYS:C	32:BI:98:ILE:H	2.18	0.44
55:BK:22:PRO:N	55:BK:23:PRO:HD2	2.32	0.44
34:BO:35:ILE:HG22	34:BO:63:VAL:HA	1.68	0.44
36:BQ:88:PHE:HD1	36:BQ:88:PHE:O	2.00	0.44
43:BR:36:THR:O	43:BR:112:ALA:O	2.34	0.44
43:BR:73:VAL:O	43:BR:74:LYS:O	2.35	0.44
38:BT:13:ILE:CD1	38:BT:33:SER:HB2	2.47	0.44
44:BU:89:ASP:O	44:BU:90:LEU:CD2	2.48	0.44
45:BV:60:VAL:C	45:BV:98:ILE:CD1	2.83	0.44
39:BW:45:TYR:CD2	39:BW:45:TYR:C	2.91	0.44
40:BX:38:ALA:O	40:BX:41:VAL:HB	2.18	0.44
41:BY:71:VAL:HG13	41:BY:72:ILE:H	1.73	0.44
41:BY:93:THR:O	41:BY:96:VAL:HG23	2.17	0.44
1:AA:1073:U:N1	1:AA:1074:G:C8	2.85	0.44
1:AA:1496:C:H2'	1:AA:1497:G:C1'	2.47	0.44
1:AA:571:U:H3'	1:AA:572:A:H5''	1.94	0.44
1:AA:889:A:H62	1:AA:908:A:H62	1.65	0.44
5:AB:88:ALA:HA	5:AB:222:ILE:HD11	2.00	0.44
7:AD:31:CYS:C	7:AD:33:MET:N	2.60	0.44
1:AA:541:G:C5'	7:AD:42:GLN:HE21	2.30	0.44
9:AF:95:GLU:HB2	9:AF:96:PRO:HD2	1.91	0.44
11:AH:25:ASP:OD1	11:AH:60:ARG:HD3	2.17	0.44
1:AA:1307:U:H4'	16:AM:109:THR:HG21	2.00	0.44
16:AM:40:ASN:HA	16:AM:41:PRO:HD3	1.88	0.44
2:AV:56:C:O2'	30:BG:56:ARG:NH1	2.47	0.44
48:B0:61:ALA:CB	48:B0:80:SER:C	2.84	0.44
49:B4:35:VAL:C	49:B4:36:TRP:HD1	2.17	0.44
50:B5:12:SER:O	50:B5:14:SER:N	2.50	0.44
52:B7:44:VAL:O	52:B7:45:SER:C	2.55	0.44
52:B7:43:THR:N	52:B7:46:ASP:OD1	2.49	0.44
26:BA:1300:U:C6	26:BA:1301:A:H2	2.35	0.44
26:BA:1352:U:O2	26:BA:1353:A:N7	2.51	0.44
26:BA:1437:C:HO2'	26:BA:1516:U:HO2'	1.66	0.44
26:BA:1529:A:H2'	26:BA:1530:G:H5'	1.99	0.44
26:BA:1763:G:H5'	26:BA:1763:G:H8	1.82	0.44
26:BA:1265:A:N6	26:BA:2013:A:H5'	2.33	0.44
26:BA:2040:C:H2'	26:BA:2041:U:C6	2.51	0.44
26:BA:2185:C:N3	26:BA:2186:G:C5	2.85	0.44
26:BA:2191:G:H21	26:BA:2192:G:H1'	1.78	0.44
26:BA:2226:C:N4	26:BA:2227:A:C2	2.86	0.44
26:BA:2234:G:O6	26:BA:2235:G:O6	2.35	0.44

*Continued on next page...*



*Continued from previous page...*

Atom-1	Atom-2	Interatomic distance (Å)	Clash overlap (Å)
26:BA:2251:G:C2	26:BA:2252:G:C4	3.03	0.44
26:BA:2333:A:H4'	26:BA:2334:G:H2'	1.99	0.44
26:BA:2295:C:C6	26:BA:2338:G:N1	2.85	0.44
26:BA:2394:C:O2	26:BA:2394:C:H2'	2.17	0.44
26:BA:2514:U:H2'	26:BA:2515:C:H6	1.81	0.44
26:BA:1129:A:N6	26:BA:2570:G:H4'	2.32	0.44
26:BA:2670:A:H8	26:BA:2670:A:C5'	2.16	0.44
26:BA:2705:A:H8	26:BA:2705:A:O5'	2.00	0.44
26:BA:2734:A:H62	26:BA:2735:G:N3	1.47	0.44
26:BA:2756:U:O2'	26:BA:2757:A:O5'	2.33	0.44
26:BA:2852:G:C6	26:BA:2866:U:O4	2.71	0.44
26:BA:35:G:H5'	26:BA:455:C:H42	1.83	0.44
26:BA:1444:G:O3'	26:BA:444(A):A:H8	2.00	0.44
26:BA:5:A:H2'	26:BA:6:A:O4'	2.16	0.44
27:BD:175:LEU:O	27:BD:178:GLY:N	2.50	0.44
27:BD:194:VAL:CG2	27:BD:195:GLY:H	2.04	0.44
27:BD:213:LYS:HG3	27:BD:215:LYS:HB2	0.49	0.44
27:BD:61:TYR:HH	27:BD:214:MET:HE1	1.54	0.44
28:BE:180:ILE:CG2	28:BE:186:GLU:C	2.80	0.44
28:BE:45:LYS:NZ	28:BE:301:PRO:C	2.62	0.44
28:BE:80:ALA:HB3	28:BE:181:VAL:HA	1.50	0.44
29:BF:243:VAL:O	29:BF:246:ARG:C	2.54	0.44
29:BF:62:GLY:N	29:BF:65:ARG:CZ	2.78	0.44
30:BG:102:GLY:HA2	30:BG:134:LEU:HD11	1.95	0.44
30:BG:56:ARG:HG3	30:BG:65:GLU:CG	2.47	0.44
31:BH:9:GLU:C	31:BH:10:ILE:HG13	2.37	0.44
33:BN:42:GLU:HG2	33:BN:43:ARG:H	1.82	0.44
34:BO:25:LEU:CB	34:BO:38:VAL:O	2.64	0.44
34:BO:62:VAL:O	34:BO:63:VAL:HG23	2.17	0.44
26:BA:637:A:P	35:BP:126:SER:HG	2.31	0.44
35:BP:56:LYS:O	35:BP:57:VAL:HB	2.18	0.44
36:BQ:16:ARG:O	36:BQ:20:ILE:HG12	2.17	0.44
44:BU:63:GLN:O	44:BU:65:ILE:CA	2.65	0.44
44:BU:66:ASN:CB	44:BU:76:TYR:CZ	2.75	0.44
44:BU:63:GLN:HA	44:BU:66:ASN:CG	2.38	0.44
45:BV:19:VAL:O	45:BV:20:ILE:C	2.55	0.44
39:BW:14:PRO:O	39:BW:17:VAL:CB	2.61	0.44
39:BW:97:LYS:HZ1	39:BW:99:ARG:HH12	1.61	0.44
40:BX:31:ARG:HA	40:BX:31:ARG:CZ	2.47	0.44
41:BY:43:ASN:CG	41:BY:112:LEU:CD2	2.81	0.44
41:BY:63:ILE:HG13	41:BY:74:VAL:HA	1.98	0.44

*Continued on next page...*



*Continued from previous page...*

Atom-1	Atom-2	Interatomic distance (Å)	Clash overlap (Å)
41:BY:79:LEU:O	41:BY:87:VAL:N	2.50	0.44
42:BZ:146:HIS:HB3	42:BZ:170:SER:HB3	1.98	0.44
42:BZ:69:VAL:HG21	42:BZ:81:VAL:HG11	1.87	0.44
42:BZ:6:LYS:H	42:BZ:7:PRO:HD2	1.73	0.44
1:AA:1269:A:N3	1:AA:1326:C:C1'	2.62	0.44
1:AA:126:G:C4'	1:AA:634:C:O2'	2.64	0.44
1:AA:1376:U:C3'	10:AG:94:ARG:NH2	2.81	0.44
1:AA:193:C:H2'	1:AA:194:C:C6	2.53	0.44
1:AA:451:A:N6	1:AA:480:U:H2'	2.28	0.44
1:AA:667:G:H2'	1:AA:668:G:C8	2.53	0.44
1:AA:774:G:C4	1:AA:775:G:C8	3.05	0.44
16:AM:92:HIS:HE1	16:AM:110:ARG:NH2	2.12	0.44
18:AO:3:ILE:H	18:AO:3:ILE:HG13	1.58	0.44
1:AA:1268:A:C2'	24:AU:20:LYS:CA	2.95	0.44
2:AV:68:U:H2'	2:AV:69:U:C6	2.52	0.44
2:AV:5:A:O2'	2:AV:6:U:H5'	2.17	0.44
47:B3:42:ALA:CB	47:B3:43:ILE:HD12	2.42	0.44
49:B4:58:LYS:CG	49:B4:62:ARG:NH2	2.76	0.44
26:BA:650:C:P	53:B8:17:THR:HG21	2.56	0.44
26:BA:769:G:H4'	26:BA:1379:A:N6	2.33	0.44
26:BA:1491:G:O2'	26:BA:1492:G:O4'	2.35	0.44
26:BA:154:G:H3'	26:BA:155:C:H6	1.82	0.44
26:BA:1602:U:C6	26:BA:1602:U:C3'	3.01	0.44
26:BA:1619:G:N3	52:B7:1:MET:HB3	2.31	0.44
26:BA:1651:G:H1	26:BA:2006:C:N4	2.10	0.44
26:BA:1672:C:H4'	26:BA:2553:G:O3'	2.16	0.44
26:BA:1790:C:O3'	27:BD:210:LYS:HE3	2.18	0.44
26:BA:2023:G:C8	26:BA:2023:G:OP2	2.70	0.44
26:BA:2234:G:N1	26:BA:2235:G:C6	2.84	0.44
26:BA:2258:C:N4	26:BA:2426:A:N9	2.58	0.44
26:BA:2266:A:H2	26:BA:2272:U:C2	2.35	0.44
26:BA:2309:A:N3	26:BA:2309:A:H2'	2.32	0.44
26:BA:2331:G:C3'	48:B0:70:ILE:CB	2.95	0.44
26:BA:2337:G:N1	26:BA:2338:G:O6	2.49	0.44
26:BA:2061:G:O6	26:BA:2501:C:O2	2.36	0.44
26:BA:2531:A:C5	26:BA:2532:G:N7	2.85	0.44
26:BA:2592:G:H2'	26:BA:2593:U:O5'	2.18	0.44
26:BA:1638:C:C4'	26:BA:2709:G:H22	2.30	0.44
26:BA:2804:C:H2'	26:BA:2804:C:H6	1.67	0.44
26:BA:2814:C:N1	26:BA:2815:C:H5	2.16	0.44
26:BA:265:A:H62	26:BA:281:G:H5'	1.82	0.44

*Continued on next page...*



*Continued from previous page...*

Atom-1	Atom-2	Interatomic distance (Å)	Clash overlap (Å)
26:BA:2842:G:N1	26:BA:2876:G:C6	2.85	0.44
26:BA:2876:G:H2'	26:BA:2877:G:H8	1.82	0.44
26:BA:322:A:N3	26:BA:341:G:N9	2.65	0.44
26:BA:342:G:H1	26:BA:344:G:H22	1.62	0.44
26:BA:37:C:H42	26:BA:442:G:H1	1.63	0.44
26:BA:452:G:N2	26:BA:457:A:H2	2.13	0.44
26:BA:575:A:H4'	26:BA:2500:U:C5'	2.48	0.44
26:BA:611:C:O2'	26:BA:616:A:C2	2.68	0.44
26:BA:772:C:H6	26:BA:772:C:O5'	2.01	0.44
25:BB:17:C:H2'	25:BB:18:G:O4'	2.17	0.44
25:BB:48:A:P	37:BS:107:ASN:CG	2.95	0.44
27:BD:66:PHE:HD2	27:BD:67:LYS:CD	2.22	0.44
28:BE:105:HIS:ND1	28:BE:108:LEU:CD1	2.74	0.44
28:BE:68:VAL:HA	28:BE:69:PRO:HD3	1.72	0.44
29:BF:168:ARG:HA	29:BF:232:LEU:O	2.18	0.44
26:BA:673:C:H5'	29:BF:80:VAL:HG11	1.99	0.44
30:BG:103:ASN:N	30:BG:104:PHE:CE1	2.86	0.44
31:BH:55:SER:O	31:BH:57:GLU:CG	2.54	0.44
32:BI:132:LYS:HA	32:BI:138:THR:HB	1.98	0.44
55:BK:52:MET:SD	55:BK:81:LYS:CG	3.06	0.44
33:BN:41:ALA:HB1	33:BN:75:PRO:HB2	1.95	0.44
33:BN:52:GLN:CA	33:BN:55:GLU:OE2	2.61	0.44
34:BO:107:ARG:HG3	34:BO:115:ILE:CG2	2.48	0.44
34:BO:1:MET:HB3	34:BO:67:ARG:NE	2.32	0.44
36:BQ:85:ILE:O	36:BQ:85:ILE:HD12	2.16	0.44
36:BQ:95:GLU:CD	36:BQ:95:GLU:N	2.70	0.44
37:BS:52:PRO:O	37:BS:55:ASP:HB3	2.14	0.44
38:BT:15:PRO:C	38:BT:17:THR:N	2.63	0.44
38:BT:5:GLU:O	38:BT:8:TYR:CA	2.66	0.44
26:BA:583:G:O5'	44:BU:10:ARG:NH1	2.50	0.44
44:BU:34:ASN:O	44:BU:35:ALA:C	2.55	0.44
45:BV:18:ASP:CB	45:BV:96:LEU:HA	2.47	0.44
41:BY:105:ASP:O	41:BY:106:GLU:C	2.55	0.44
41:BY:46:ASP:OD1	41:BY:47:THR:O	2.36	0.44
42:BZ:125:PRO:O	42:BZ:127:PRO:CD	2.61	0.44
1:AA:106:C:O2	1:AA:379:C:H4'	2.18	0.44
1:AA:1095:U:H5'	1:AA:1109:C:N3	2.33	0.44
1:AA:1330:U:OP1	16:AM:25:ILE:O	2.35	0.44
1:AA:408:A:P	7:AD:115:ARG:CZ	3.05	0.44
1:AA:501:C:H2'	1:AA:502:G:C8	2.52	0.44
6:AC:91:LEU:HD21	6:AC:99:VAL:N	2.23	0.44

*Continued on next page...*



*Continued from previous page...*

Atom-1	Atom-2	Interatomic distance (Å)	Clash overlap (Å)
7:AD:70:ILE:HG13	7:AD:100:ARG:HD2	1.98	0.44
1:AA:878:G:C1'	11:AH:3:THR:HG21	2.47	0.44
1:AA:741:G:C5'	18:AO:39:LEU:HD11	2.47	0.44
9:AF:97:PHE:O	21:AR:30:ASP:HA	2.17	0.44
1:AA:986:A:C1'	22:AS:54:GLY:O	2.66	0.44
46:B2:18:ALA:O	46:B2:21:ASP:HB2	2.18	0.44
26:BA:850:C:C5'	47:B3:18:ASP:CG	2.86	0.44
50:B5:10:LYS:NZ	50:B5:10:LYS:HB2	2.33	0.44
52:B7:28:ARG:O	52:B7:31:LEU:HG	2.18	0.44
53:B8:8:LYS:HA	53:B8:11:LYS:HG3	1.99	0.44
26:BA:1010:A:O2'	26:BA:1152:C:O2	2.36	0.44
26:BA:1294:U:O2'	43:BR:26:LYS:NZ	2.44	0.44
26:BA:1520:U:C2'	26:BA:1521:G:H5''	2.44	0.44
1:AA:702:A:C2	26:BA:1848:A:N7	2.85	0.44
26:BA:1933:G:O6	26:BA:1968:G:N2	2.50	0.44
26:BA:2232:U:C2'	26:BA:2233:U:H5''	2.45	0.44
26:BA:2240:C:H2'	26:BA:2241:A:C8	2.53	0.44
26:BA:2256:G:C2	26:BA:2257:U:N1	2.85	0.44
26:BA:2259:G:C6	26:BA:2281:C:N3	2.85	0.44
26:BA:2310:A:H2	30:BG:57:THR:OG1	2.00	0.44
26:BA:2417:C:C4	26:BA:2418:A:N7	2.85	0.44
26:BA:2464:C:C4	26:BA:2487:G:C2	3.06	0.44
26:BA:2531:A:O2'	26:BA:2532:G:H5''	2.18	0.44
26:BA:2550:G:N3	26:BA:2551:C:C5	2.85	0.44
26:BA:2748:A:O2'	31:BH:62:ALA:HA	2.17	0.44
26:BA:297:C:C2	26:BA:342:G:N2	2.84	0.44
26:BA:651:G:H3'	26:BA:652:C:H6	1.82	0.44
26:BA:672:C:O2'	29:BF:82:GLN:NE2	2.50	0.44
26:BA:674:G:C2	26:BA:804:A:C2	3.05	0.44
26:BA:829:A:C6	26:BA:2247:A:O2'	2.70	0.44
26:BA:920:G:O5'	26:BA:920:G:C8	2.71	0.44
25:BB:99:A:H2'	25:BB:100:G:H8	1.73	0.44
28:BE:96:LEU:C	28:BE:97:THR:HG23	2.38	0.44
29:BF:140:VAL:HG12	29:BF:236:THR:HA	2.00	0.44
29:BF:153:VAL:HG12	29:BF:157:LEU:HD11	2.00	0.44
29:BF:160:LEU:O	29:BF:165:ASP:OD2	2.36	0.44
29:BF:220:THR:CB	29:BF:224:ALA:CB	2.84	0.44
29:BF:164:ALA:C	29:BF:232:LEU:HD12	2.31	0.44
29:BF:36:ARG:HA	29:BF:39:GLN:HE21	1.64	0.44
30:BG:129:ASP:O	30:BG:130:VAL:HG12	2.17	0.44
30:BG:13:MET:C	30:BG:15:GLU:N	2.71	0.44

*Continued on next page...*



*Continued from previous page...*

Atom-1	Atom-2	Interatomic distance (Å)	Clash overlap (Å)
26:BA:2315:G:P	30:BG:20:LYS:CD	2.91	0.44
31:BH:101:LYS:HG2	31:BH:115:GLU:N	2.32	0.44
32:BI:140:THR:HG22	32:BI:140:THR:O	2.17	0.44
32:BI:141:LEU:HD13	32:BI:142:LYS:H	1.73	0.44
32:BI:22:ALA:O	32:BI:23:ASP:C	2.47	0.44
32:BI:50:GLN:CG	32:BI:50:GLN:O	2.66	0.44
32:BI:5:PHE:CD2	32:BI:17:GLU:O	2.70	0.44
55:BK:52:MET:SD	55:BK:81:LYS:HG2	2.57	0.44
33:BN:21:ARG:HA	33:BN:24:SER:OG	2.17	0.44
33:BN:54:VAL:CG1	33:BN:139:LEU:CD1	2.96	0.44
33:BN:74:ARG:O	33:BN:75:PRO:O	2.35	0.44
36:BQ:42:TYR:N	36:BQ:43:PRO:CD	2.81	0.44
37:BS:87:LEU:O	37:BS:88:ALA:O	2.36	0.44
38:BT:27:ALA:C	38:BT:28:THR:HG23	2.38	0.44
44:BU:7:GLY:C	44:BU:9:VAL:N	2.51	0.44
45:BV:5:ILE:N	45:BV:12:TYR:CZ	2.65	0.44
40:BX:6:LYS:HE2	40:BX:29:ASP:HA	1.91	0.44
1:AA:121:C:H1'	1:AA:123:C:H41	1.83	0.44
1:AA:1259:C:H2'	1:AA:1283:G:O2'	2.18	0.44
1:AA:1328:C:O3'	16:AM:28:ALA:HB3	2.17	0.44
1:AA:1411:C:H42	1:AA:1489:G:H1	1.65	0.44
1:AA:1534:A:H3'	1:AA:1534:A:N3	2.32	0.44
1:AA:246:A:HO2'	1:AA:247:G:P	2.41	0.44
1:AA:29:G:O2'	1:AA:295:C:H4'	2.17	0.44
5:AB:164:VAL:HG22	5:AB:165:VAL:N	2.32	0.44
7:AD:101:LEU:HB2	7:AD:138:TYR:HB3	2.00	0.44
7:AD:133:VAL:C	7:AD:135:LEU:H	2.21	0.44
11:AH:46:LYS:HE3	11:AH:64:LYS:HG3	2.00	0.44
17:AN:37:PHE:HB3	17:AN:39:LEU:HD12	2.00	0.44
1:AA:626:U:H5''	19:AP:38:TYR:CE2	2.52	0.44
48:B0:37:LEU:HG	48:B0:71:ASN:HD22	1.82	0.44
26:BA:2386:C:O4'	48:B0:39:ARG:HH21	1.39	0.44
48:B0:49:GLN:N	48:B0:49:GLN:NE2	2.65	0.44
47:B3:24:LYS:HG3	47:B3:24:LYS:O	2.17	0.44
52:B7:20:ALA:O	52:B7:22:MET:C	2.56	0.44
52:B7:31:LEU:O	52:B7:35:ARG:HG3	2.17	0.44
54:B9:24:LEU:HD22	54:B9:36:GLN:N	2.28	0.44
26:BA:1266:G:O6	39:BW:13:SER:CB	2.66	0.44
26:BA:1472:A:C1'	26:BA:1473:G:C8	3.00	0.44
26:BA:2044:C:N4	26:BA:2624:G:N1	2.32	0.44
26:BA:2056:G:N2	50:B5:5:PRO:CA	2.80	0.44

*Continued on next page...*



*Continued from previous page...*

Atom-1	Atom-2	Interatomic distance (Å)	Clash overlap (Å)
26:BA:2272:U:C6	26:BA:2273:A:H2	2.36	0.44
26:BA:2302:G:C6	26:BA:2315:G:N1	2.81	0.44
26:BA:2349:G:C5	26:BA:2350:C:C6	3.06	0.44
26:BA:2418:A:HO2'	26:BA:2419:U:C4'	2.30	0.44
26:BA:825:C:O4'	26:BA:2428:G:O6	2.35	0.44
26:BA:2514:U:O5'	26:BA:2514:U:H6	2.01	0.44
26:BA:2516:G:N7	26:BA:2517:C:C4	2.86	0.44
26:BA:2548:G:C5	26:BA:2549:G:C8	3.06	0.44
26:BA:2022:U:H2'	26:BA:2617:C:H4'	2.00	0.44
26:BA:2625:G:N7	26:BA:2626:C:N3	2.65	0.44
26:BA:2644:G:H8	26:BA:2644:G:C5'	2.16	0.44
26:BA:2676:C:C2'	26:BA:2677:G:O5'	2.66	0.44
26:BA:2701:C:H42	26:BA:2705:A:H62	1.64	0.44
26:BA:2679:A:C6	26:BA:2729:G:N1	2.86	0.44
25:BB:24:G:H2'	25:BB:56:G:C6	2.51	0.44
27:BD:197:GLY:N	27:BD:199:ARG:HD2	2.33	0.44
29:BF:168:ARG:O	29:BF:168:ARG:HD3	2.06	0.44
29:BF:22:PHE:HZ	29:BF:115:LEU:CG	2.30	0.44
29:BF:99:SER:O	29:BF:100:LEU:CG	2.65	0.44
30:BG:24:HIS:O	30:BG:129:ASP:HB3	2.17	0.44
31:BH:87:GLU:HB3	31:BH:164:GLU:CD	2.38	0.44
32:BI:92:SER:O	32:BI:93:ILE:HG22	2.18	0.44
55:BK:36:MET:SD	55:BK:36:MET:C	2.96	0.44
33:BN:21:ARG:C	33:BN:24:SER:OG	2.42	0.44
34:BO:53:LYS:O	34:BO:54:LYS:O	2.35	0.44
34:BO:73:ASP:O	34:BO:74:GLY:C	2.49	0.44
35:BP:144:ASP:CA	35:BP:145:LEU:HD12	2.32	0.44
37:BS:21:HIS:HA	37:BS:24:LEU:HG	1.99	0.44
26:BA:19:C:OP1	44:BU:23:GLY:HA2	2.18	0.44
26:BA:517:C:H2'	39:BW:18:ARG:HH22	1.80	0.44
41:BY:55:PHE:O	41:BY:56:ALA:C	2.55	0.44
41:BY:51:LEU:HD22	41:BY:95:ASN:CG	2.37	0.44
42:BZ:164:PRO:O	42:BZ:165:GLU:C	2.55	0.44
42:BZ:40:ASP:C	42:BZ:44:ARG:CG	2.86	0.44
42:BZ:69:VAL:CG1	42:BZ:70:GLN:N	2.58	0.44
42:BZ:74:ARG:O	42:BZ:75:LYS:C	2.56	0.44
1:AA:1128:C:H42	1:AA:1143:G:H1	1.63	0.44
1:AA:1239:A:H1'	1:AA:1241:G:C4	2.53	0.44
1:AA:1308:U:H3'	16:AM:99:ARG:HH12	1.82	0.44
1:AA:1541:U:H2'	1:AA:1542:U:O3'	2.16	0.44
1:AA:665:A:H2'	1:AA:725:G:H21	1.79	0.44

*Continued on next page...*



*Continued from previous page...*

Atom-1	Atom-2	Interatomic distance (Å)	Clash overlap (Å)
1:AA:804:U:H2'	1:AA:805:C:H5'	2.00	0.44
5:AB:54:THR:O	5:AB:58:ILE:HG13	2.17	0.44
8:AE:76:ILE:O	8:AE:93:PRO:HB3	2.17	0.44
11:AH:13:ILE:O	11:AH:17:THR:OG1	2.30	0.44
16:AM:24:GLY:CA	16:AM:70:LEU:CD1	2.96	0.44
16:AM:91:ARG:HD3	16:AM:96:LEU:CD1	2.27	0.44
20:AQ:58:GLU:HB2	20:AQ:74:LEU:HB3	1.99	0.44
23:AT:82:SER:O	23:AT:86:ARG:HB3	2.17	0.44
48:B0:39:ARG:CG	48:B0:69:PHE:HE1	2.17	0.44
46:B2:52:ALA:HA	46:B2:55:ARG:HH11	1.82	0.44
46:B2:55:ARG:HB2	46:B2:56:ILE:H	1.68	0.44
26:BA:387:U:C3'	49:B4:29:PRO:HG3	2.48	0.44
39:BW:37:ARG:NH2	50:B5:48:ASN:HD21	2.11	0.44
53:B8:22:VAL:N	53:B8:48:PHE:HE2	1.90	0.44
26:BA:1080:C:H2'	26:BA:1081:U:O4'	2.17	0.44
26:BA:1151:G:C3'	44:BU:81:ASN:CG	2.86	0.44
26:BA:1330:C:O2	26:BA:1330:C:H2'	2.17	0.44
26:BA:1476:C:N4	26:BA:1517:G:H1'	2.33	0.44
26:BA:1418:G:C2'	26:BA:1579:A:H61	2.31	0.44
26:BA:1657:C:C5	26:BA:1658:C:H5	2.36	0.44
26:BA:1778:U:H3	26:BA:1785:A:H62	1.65	0.44
26:BA:176:G:C2'	26:BA:177:G:C8	3.00	0.44
26:BA:1935:G:H2'	26:BA:1962:C:C4	2.53	0.44
26:BA:1936:A:C5	26:BA:1945:G:C5	3.06	0.44
26:BA:1942:C:H2'	26:BA:1943:U:C5	2.53	0.44
26:BA:204:A:O2'	26:BA:205:G:P	2.75	0.44
26:BA:2400:G:N1	26:BA:2401:U:C2	2.85	0.44
26:BA:2461:C:H2'	26:BA:2462:U:O5'	2.18	0.44
26:BA:2511:U:C4	26:BA:2512:C:C4	3.06	0.44
26:BA:2611:U:C4'	26:BA:2611:U:C6	3.01	0.44
26:BA:2657:A:C5	26:BA:2665:A:N6	2.86	0.44
26:BA:2742:C:O5'	54:B9:35:ARG:NH1	2.50	0.44
26:BA:2746:U:C2	26:BA:2759:G:C2	2.98	0.44
26:BA:533:G:OP1	44:BU:24:PHE:CB	2.66	0.44
26:BA:746:A:H8	26:BA:2611:U:O3'	2.00	0.44
26:BA:775:G:H2'	26:BA:794:G:C8	2.51	0.44
26:BA:817:C:H2'	26:BA:818:G:O4'	2.18	0.44
25:BB:18:G:H2'	25:BB:19:G:H8	1.82	0.44
26:BA:1566:A:N3	27:BD:212:HIS:HB3	2.32	0.44
27:BD:229:MET:SD	27:BD:233:ASP:HB2	2.58	0.44
26:BA:2785:C:O2'	28:BE:100:TRP:HD1	1.81	0.44

*Continued on next page...*



*Continued from previous page...*

Atom-1	Atom-2	Interatomic distance (Å)	Clash overlap (Å)
28:BE:176:HIS:O	28:BE:177:ALA:C	2.55	0.44
26:BA:1657:C:OP1	28:BE:233:ARG:N	2.50	0.44
29:BF:113:SER:O	29:BF:116:ALA:CB	2.51	0.44
29:BF:11:ASN:HD21	29:BF:160:LEU:HD11	1.82	0.44
29:BF:33:LYS:O	29:BF:34:ALA:O	2.34	0.44
30:BG:98:PHE:N	30:BG:98:PHE:HD2	2.16	0.44
31:BH:19:ASN:O	31:BH:21:ASN:N	2.46	0.44
55:BK:80:LYS:CD	55:BK:86:GLU:O	2.59	0.44
33:BN:11:ILE:O	33:BN:11:ILE:HG22	2.18	0.44
33:BN:22:VAL:O	33:BN:23:ALA:C	2.55	0.44
33:BN:78:ILE:O	33:BN:82:THR:HG21	2.12	0.44
34:BO:17:ARG:CZ	34:BO:47:THR:N	2.79	0.44
34:BO:24:VAL:CG1	34:BO:32:TYR:C	2.86	0.44
34:BO:8:LEU:CD2	34:BO:19:VAL:O	2.65	0.44
34:BO:13:ASN:HD21	34:BO:97:ARG:HB3	1.83	0.44
26:BA:2378:A:H1'	37:BS:101:VAL:HG21	1.98	0.44
37:BS:37:ARG:HB2	37:BS:44:ARG:O	2.18	0.44
38:BT:52:THR:HB	38:BT:53:ASP:H	1.61	0.44
44:BU:85:ARG:C	44:BU:86:ALA:O	2.56	0.44
39:BW:53:SER:O	39:BW:57:ASN:HB2	2.18	0.44
26:BA:496:G:C1'	39:BW:61:ASN:HD22	2.30	0.44
26:BA:1260:G:H5'	39:BW:83:LYS:NZ	2.21	0.44
42:BZ:148:THR:HB	42:BZ:166:LEU:H	1.81	0.44
1:AA:1118:C:H1'	1:AA:1179:A:C4	2.53	0.44
1:AA:143:A:C3'	1:AA:144:G:H5'	2.42	0.44
1:AA:453:A:H4'	19:AP:72:ARG:HD2	2.00	0.44
1:AA:458:C:H42	1:AA:474:G:H1	1.66	0.44
1:AA:918:A:H2'	1:AA:919:A:O4'	2.18	0.44
1:AA:924:C:H2'	1:AA:925:G:C8	2.53	0.44
1:AA:962:C:H2'	1:AA:963:G:O4'	2.18	0.44
5:AB:79:ASP:O	5:AB:83:MET:HG2	2.18	0.44
7:AD:21:LEU:HD23	7:AD:114:ARG:HG3	1.93	0.44
7:AD:120:LEU:HG	7:AD:125:HIS:HB2	1.99	0.44
7:AD:79:PHE:HE1	7:AD:204:ILE:HG13	1.82	0.44
1:AA:1374:A:H1'	10:AG:31:MET:HE1	2.00	0.44
11:AH:120:THR:O	11:AH:121:ASP:C	2.56	0.44
1:AA:1369:C:C5	12:AI:112:LYS:HE3	2.53	0.44
6:AC:23:TYR:HD1	13:AJ:10:GLY:HA2	1.79	0.44
13:AJ:16:LEU:HD12	13:AJ:70:ARG:HG2	1.99	0.44
13:AJ:90:LEU:H	13:AJ:91:PRO:CD	2.27	0.44
1:AA:684:A:H1'	14:AK:39:PRO:HD2	1.99	0.44

*Continued on next page...*



*Continued from previous page...*

Atom-1	Atom-2	Interatomic distance (Å)	Clash overlap (Å)
15:AL:78:GLN:H	15:AL:81:SER:HB2	1.83	0.44
16:AM:9:ILE:N	16:AM:10:PRO:CD	2.80	0.44
16:AM:79:LYS:HE2	26:BA:889:C:OP2	2.17	0.44
21:AR:46:GLU:CB	21:AR:85:LEU:HD13	2.47	0.44
2:AV:11:C:H2'	2:AV:12:U:C6	2.53	0.44
48:B0:49:GLN:CA	48:B0:49:GLN:NE2	2.76	0.44
47:B3:3:ARG:HD3	47:B3:60:GLU:HA	2.00	0.44
26:BA:1005:C:H6	26:BA:1143:A:OP1	2.01	0.44
26:BA:1364:G:O6	49:B4:2:GLN:CD	2.55	0.44
26:BA:1379:A:H3'	26:BA:1379:A:N3	2.32	0.44
26:BA:176:G:C3'	26:BA:177:G:C8	2.84	0.44
26:BA:530:G:N2	26:BA:2021:C:C6	2.85	0.44
26:BA:2029:G:C5	26:BA:2031:A:OP1	2.70	0.44
26:BA:2228:G:C4'	26:BA:2228:G:C8	3.01	0.44
26:BA:2246:G:O2'	26:BA:2247:A:H5''	2.11	0.44
26:BA:2261:C:O4'	26:BA:2388:A:C1'	2.59	0.44
26:BA:2271:G:O2'	26:BA:2272:U:O2	2.35	0.44
26:BA:2279:G:C6	26:BA:2280:G:C6	3.05	0.44
26:BA:2330:G:N2	26:BA:2331:G:C4	2.79	0.44
26:BA:2334:G:P	37:BS:12:ARG:C	2.90	0.44
26:BA:2333:A:C5	26:BA:2335:A:C2	3.05	0.44
26:BA:2376:A:N3	26:BA:2377:A:C8	2.86	0.44
26:BA:2378:A:C2	37:BS:26:LEU:HD21	2.46	0.44
26:BA:2397:G:C6	26:BA:2398:U:C4	3.06	0.44
26:BA:2400:G:N1	26:BA:2401:U:O2	2.50	0.44
26:BA:2251:G:H8	26:BA:2450:A:H4'	1.72	0.44
26:BA:2497:A:O2'	26:BA:2498:C:C5	2.67	0.44
26:BA:2520:C:C6	26:BA:2567:G:C8	3.06	0.44
26:BA:2620:C:C6	26:BA:2621:A:C8	3.06	0.44
26:BA:2048:G:C5	26:BA:2621:A:C2	3.03	0.44
26:BA:2645:G:H4'	26:BA:2732:G:C2'	2.36	0.44
26:BA:2689:U:C4'	26:BA:2690:C:C5'	2.78	0.44
26:BA:270(S):G:H2'	26:BA:270(T):G:H8	1.81	0.44
26:BA:2751:G:N3	26:BA:2751:G:C2'	2.81	0.44
26:BA:2785:C:H5''	28:BE:99:VAL:CB	2.45	0.44
26:BA:2793:G:N2	26:BA:2803:C:O2	2.50	0.44
26:BA:2839:G:C2	26:BA:2840:C:C5	3.06	0.44
26:BA:2845:G:HO2'	26:BA:2846:G:C5'	1.91	0.44
26:BA:482:A:N6	26:BA:506:G:C4	2.86	0.44
26:BA:569:U:C4	26:BA:570:G:C6	3.06	0.44
26:BA:601:C:O2	26:BA:604:G:H4'	2.17	0.44

*Continued on next page...*



*Continued from previous page...*

Atom-1	Atom-2	Interatomic distance (Å)	Clash overlap (Å)
26:BA:853:G:H2'	26:BA:854:G:H8	1.82	0.44
26:BA:918:A:OP1	26:BA:918:A:H4'	2.18	0.44
26:BA:995:C:C2	44:BU:57:PHE:CE2	3.05	0.44
27:BD:107:LYS:H	27:BD:194:VAL:C	2.06	0.44
27:BD:142:ASN:CG	27:BD:190:THR:HG23	2.39	0.44
27:BD:197:GLY:N	27:BD:199:ARG:HH11	2.15	0.44
28:BE:267:ARG:HD3	28:BE:297:LYS:HB3	1.99	0.44
29:BF:195:VAL:HG13	29:BF:213:ALA:CA	2.47	0.44
30:BG:128:LEU:O	30:BG:129:ASP:HB2	2.15	0.44
30:BG:55:LYS:C	30:BG:56:ARG:CG	2.86	0.44
31:BH:159:LYS:N	31:BH:162:ARG:CZ	2.74	0.44
31:BH:34:ARG:HD2	31:BH:36:PHE:CE1	2.52	0.44
31:BH:37:HIS:HA	31:BH:38:PRO:HD3	1.90	0.44
31:BH:55:SER:OG	31:BH:57:GLU:HG2	2.18	0.44
32:BI:116:GLU:OE1	32:BI:130:PRO:HB2	2.17	0.44
55:BK:92:PRO:HB3	55:BK:134:SER:C	2.38	0.44
33:BN:21:ARG:O	33:BN:22:VAL:O	2.35	0.44
26:BA:2484:G:C2'	36:BQ:142:LYS:NZ	2.81	0.44
37:BS:123:ILE:O	37:BS:124:ASP:C	2.55	0.44
37:BS:37:ARG:N	37:BS:44:ARG:O	2.51	0.44
45:BV:64:GLY:N	45:BV:94:LYS:O	2.50	0.44
26:BA:1266:G:O6	39:BW:13:SER:HB2	2.18	0.44
39:BW:24:ILE:HD13	39:BW:36:LEU:HG	2.00	0.44
39:BW:3:ALA:HB2	39:BW:62:HIS:CB	2.48	0.44
40:BX:14:ALA:O	40:BX:17:ASP:OD1	2.35	0.44
42:BZ:150:GLY:H	42:BZ:164:PRO:HA	1.83	0.44
42:BZ:21:ALA:HA	42:BZ:81:VAL:O	2.18	0.44
1:AA:1085:U:H5'	1:AA:1094:G:C2	2.53	0.44
1:AA:1298:C:P	10:AG:114:ARG:NH1	2.91	0.44
1:AA:1343:G:H2'	1:AA:1344:C:C6	2.53	0.44
1:AA:1399:C:C2	1:AA:1502:A:N6	2.85	0.44
1:AA:370:C:H42	1:AA:391:G:H1	1.66	0.44
1:AA:355:C:H4'	1:AA:389:A:OP2	2.18	0.44
1:AA:392:G:P	19:AP:12:LYS:HE2	2.58	0.44
1:AA:517:G:N2	1:AA:533:A:OP2	2.51	0.44
1:AA:696:A:N3	1:AA:786:G:O2'	2.49	0.44
1:AA:996:A:N1	1:AA:1046:A:H4'	2.32	0.44
5:AB:205:ASP:O	5:AB:211:ILE:HD11	2.18	0.44
5:AB:93:VAL:HG11	5:AB:97:TRP:HA	2.00	0.44
6:AC:121:ALA:HA	6:AC:124:ILE:HD12	1.99	0.44
6:AC:64:VAL:HG12	6:AC:66:VAL:HG23	2.00	0.44

*Continued on next page...*



*Continued from previous page...*

Atom-1	Atom-2	Interatomic distance (Å)	Clash overlap (Å)
5:AB:178:ARG:NH2	11:AH:74:PRO:HG3	2.31	0.44
13:AJ:49:VAL:O	13:AJ:60:ARG:HA	2.17	0.44
1:AA:881:G:OP2	15:AL:9:GLN:CD	2.56	0.44
1:AA:1225:A:O4'	22:AS:78:ARG:HD3	2.18	0.44
2:AV:58:A:C5	2:AV:61:C:C4	3.06	0.44
3:AW:34:G:H3'	3:AW:35:A:H5''	2.00	0.44
26:BA:856:C:C3'	48:B0:56:ASP:OD2	2.60	0.44
26:BA:2331:G:C1'	48:B0:70:ILE:HG13	2.47	0.44
46:B2:24:LYS:O	46:B2:27:LEU:N	2.51	0.44
49:B4:5:LEU:HD21	49:B4:9:ALA:CA	2.40	0.44
49:B4:58:LYS:O	49:B4:61:LYS:CB	2.65	0.44
49:B4:62:ARG:HG3	49:B4:62:ARG:H	1.42	0.44
49:B4:68:ARG:NH1	49:B4:72:LYS:HE2	2.33	0.44
50:B5:30:LEU:HD21	50:B5:41:LEU:HD23	1.99	0.44
26:BA:2528:U:OP1	54:B9:30:VAL:HB	2.18	0.44
26:BA:1004:C:H1'	26:BA:1010:A:C4	2.53	0.44
26:BA:1022:G:O2'	26:BA:1023:U:OP2	2.35	0.44
26:BA:1081:U:P	55:BK:126:LYS:CD	3.02	0.44
26:BA:578:A:OP1	26:BA:1255:U:H4'	2.18	0.44
26:BA:126:A:C4	52:B7:18:PHE:CD2	3.04	0.44
26:BA:1287:A:H62	43:BR:106:GLY:HA3	1.83	0.44
26:BA:1355:G:H1	26:BA:1376:C:H42	1.66	0.44
26:BA:1805:U:H2'	26:BA:1806:C:H6	1.83	0.44
26:BA:2052:G:H21	28:BE:245:ARG:HB3	1.81	0.44
26:BA:954:G:H1'	26:BA:2274:A:N1	2.32	0.44
26:BA:2422:A:C2	26:BA:2424:C:C4	3.06	0.44
26:BA:2519:U:O2	26:BA:2542:A:C6	2.70	0.44
26:BA:2535:G:N2	26:BA:2536:G:C1'	2.72	0.44
26:BA:2548:G:C6	26:BA:2549:G:C5	3.05	0.44
26:BA:2657:A:H3'	26:BA:2658:C:H5'	1.97	0.44
26:BA:1759:A:C5'	26:BA:2715:C:C1'	2.96	0.44
26:BA:2732:G:C5'	26:BA:2733:A:O5'	2.65	0.44
26:BA:2805:G:H8	26:BA:2807:G:O4'	2.01	0.44
26:BA:2888:C:N3	26:BA:2889:C:C4	2.85	0.44
26:BA:324:A:HO3'	26:BA:325:G:P	2.31	0.44
26:BA:273(A):G:C6	26:BA:363(D):G:O6	2.71	0.44
26:BA:680:G:C6	26:BA:681:G:C6	3.06	0.44
26:BA:687:C:N3	26:BA:788:A:O5'	2.51	0.44
27:BD:215:LYS:O	27:BD:216:ALA:C	2.56	0.44
28:BE:180:ILE:CG2	28:BE:183:ASP:OD2	2.66	0.44
28:BE:274:GLY:H	28:BE:291:GLY:C	2.21	0.44

*Continued on next page...*



*Continued from previous page...*

Atom-1	Atom-2	Interatomic distance (Å)	Clash overlap (Å)
29:BF:164:ALA:O	29:BF:232:LEU:HB2	2.18	0.44
29:BF:37:ALA:HB2	29:BF:102:LEU:HG	2.00	0.44
30:BG:134:LEU:O	30:BG:135:VAL:CG2	2.65	0.44
30:BG:14:ARG:HG3	30:BG:137:PRO:HG3	2.00	0.44
31:BH:44:VAL:CB	31:BH:49:ILE:HG22	2.46	0.44
31:BH:8:ILE:HD13	31:BH:72:ALA:HB2	1.99	0.44
32:BI:2:LYS:HD3	32:BI:39:ALA:CB	2.47	0.44
32:BI:59:ALA:C	32:BI:62:LEU:HB2	2.34	0.44
55:BK:103:LYS:O	55:BK:104:GLN:C	2.56	0.44
55:BK:15:ALA:C	55:BK:17:LYS:N	2.71	0.44
55:BK:95:LYS:O	55:BK:96:ILE:C	2.55	0.44
33:BN:54:VAL:HG13	33:BN:138:THR:OG1	2.18	0.44
35:BP:55:GLN:CG	35:BP:56:LYS:N	2.80	0.44
35:BP:71:GLU:O	35:BP:74:THR:OG1	2.33	0.44
36:BQ:102:ARG:O	36:BQ:104:PRO:N	2.51	0.44
36:BQ:42:TYR:CE2	42:BZ:116:VAL:CG2	2.84	0.44
36:BQ:59:ASN:CG	36:BQ:60:ALA:N	2.47	0.44
43:BR:51:LEU:HA	43:BR:51:LEU:HD23	1.83	0.44
37:BS:103:ASP:C	37:BS:105:GLY:N	2.68	0.44
37:BS:81:ALA:CB	37:BS:118:ILE:N	2.69	0.44
37:BS:120:GLU:OE1	37:BS:120:GLU:N	2.51	0.44
37:BS:31:LYS:HD3	37:BS:99:GLU:CB	2.43	0.44
44:BU:61:TRP:CE3	44:BU:93:LYS:HA	2.53	0.44
40:BX:46:ASP:HB2	40:BX:47:VAL:H	1.64	0.44
1:AA:1055:A:H2	6:AC:194:GLY:HA3	1.83	0.43
1:AA:1280:A:C1'	13:AJ:41:PRO:HG3	2.48	0.43
1:AA:21:G:H2'	1:AA:22:G:C8	2.53	0.43
1:AA:376:G:O4'	19:AP:28:ARG:HB2	2.17	0.43
1:AA:531:U:H4'	1:AA:532:A:O5'	2.17	0.43
1:AA:62:U:H5''	1:AA:385:C:C2'	2.47	0.43
1:AA:7:G:H21	8:AE:121:LYS:HG2	1.83	0.43
1:AA:908:A:H2'	1:AA:909:A:C8	2.52	0.43
5:AB:95:GLN:O	5:AB:96:ARG:C	2.56	0.43
7:AD:20:TYR:HB2	7:AD:21:LEU:H	1.69	0.43
8:AE:95:ALA:CB	8:AE:96:PRO:HD3	2.45	0.43
1:AA:194:C:H4'	23:AT:64:ASP:O	2.18	0.43
1:AA:261:U:C5	23:AT:79:ARG:NH2	2.85	0.43
2:AV:73:A:C5'	2:AV:74:C:P	2.97	0.43
46:B2:9:ARG:HB2	46:B2:59:ILE:CD1	2.48	0.43
47:B3:8:LEU:HD23	47:B3:31:LEU:HD23	1.98	0.43
49:B4:35:VAL:CG1	49:B4:36:TRP:N	2.58	0.43

*Continued on next page...*



*Continued from previous page...*

Atom-1	Atom-2	Interatomic distance (Å)	Clash overlap (Å)
51:B6:28:ARG:O	51:B6:29:ARG:C	2.57	0.43
51:B6:8:ILE:HD12	51:B6:29:ARG:NE	2.33	0.43
51:B6:14:SER:CA	51:B6:51:ARG:O	2.65	0.43
52:B7:43:THR:C	52:B7:45:SER:N	2.68	0.43
26:BA:2359:C:H4'	53:B8:52:LYS:HZ1	1.83	0.43
26:BA:1173:G:N2	26:BA:1174:A:C2	2.84	0.43
26:BA:161:U:H5'	26:BA:162:U:C6	2.53	0.43
26:BA:1657:C:C3'	26:BA:1657:C:C6	3.01	0.43
26:BA:1906:G:H2'	26:BA:1907:G:C8	2.52	0.43
1:AA:1494:G:O2'	26:BA:1912:A:O2'	2.30	0.43
26:BA:2259:G:H2'	26:BA:2260:C:H6	1.81	0.43
26:BA:2264:C:N3	26:BA:2265:U:C6	2.86	0.43
26:BA:2352:A:C2'	26:BA:2353:G:O5'	2.66	0.43
26:BA:2394:C:N3	26:BA:2395:C:N3	2.64	0.43
26:BA:2416:C:HO2'	26:BA:2417:C:H5''	1.79	0.43
26:BA:2517:C:C6	26:BA:2542:A:N7	2.86	0.43
26:BA:2520:C:N4	26:BA:2567:G:N7	2.65	0.43
26:BA:2638:G:C6	26:BA:2776:A:OP2	2.70	0.43
26:BA:269:U:C5	26:BA:270(Y):G:O3'	2.70	0.43
26:BA:2828:C:C2	26:BA:2829:C:C6	3.05	0.43
26:BA:2875:C:N4	26:BA:2876:G:C5	2.86	0.43
26:BA:292:C:H5''	26:BA:293:U:OP1	2.17	0.43
26:BA:347:A:H3'	26:BA:347:A:C8	2.53	0.43
26:BA:444:C:OP2	44:BU:2:PRO:CD	2.65	0.43
26:BA:489:G:C5	26:BA:1284:A:C2	3.06	0.43
26:BA:685:A:H4'	26:BA:686:G:O5'	2.18	0.43
26:BA:729:G:H8	26:BA:764:A:P	2.41	0.43
25:BB:6:C:H2'	25:BB:7:G:C8	2.53	0.43
27:BD:141:HIS:HE1	27:BD:192:GLY:CA	2.30	0.43
28:BE:44:TYR:HD2	28:BE:306:ARG:O	2.00	0.43
29:BF:111:VAL:CA	29:BF:114:ALA:HB3	2.49	0.43
29:BF:38:ALA:O	29:BF:39:GLN:O	2.35	0.43
30:BG:56:ARG:CG	30:BG:65:GLU:CG	2.96	0.43
31:BH:34:ARG:HB3	31:BH:36:PHE:HE1	1.83	0.43
31:BH:53:ARG:HD2	31:BH:56:ASP:CA	2.45	0.43
31:BH:85:ALA:C	31:BH:164:GLU:HG2	2.38	0.43
31:BH:90:GLY:HA2	31:BH:159:LYS:CE	2.48	0.43
32:BI:5:PHE:CG	32:BI:17:GLU:O	2.71	0.43
32:BI:95:SER:HG	32:BI:98:ILE:CD1	2.03	0.43
55:BK:107:GLU:HA	55:BK:110:LYS:CD	2.39	0.43
55:BK:129:GLU:C	55:BK:129:GLU:OE2	2.56	0.43

*Continued on next page...*



*Continued from previous page...*

Atom-1	Atom-2	Interatomic distance (Å)	Clash overlap (Å)
55:BK:131:THR:O	55:BK:133:LYS:N	2.51	0.43
55:BK:27:ALA:C	55:BK:29:GLY:N	2.70	0.43
33:BN:44:ALA:O	33:BN:45:VAL:CG2	2.65	0.43
33:BN:65:ASN:C	33:BN:68:GLY:O	2.56	0.43
33:BN:96:GLU:O	33:BN:98:PHE:N	2.51	0.43
34:BO:11:ALA:CA	34:BO:99:PHE:CB	2.97	0.43
36:BQ:35:ASN:HB2	42:BZ:113:VAL:HG21	1.77	0.43
37:BS:104:ILE:CG2	37:BS:104:ILE:O	2.65	0.43
37:BS:109:PRO:O	37:BS:116:PHE:CG	2.66	0.43
44:BU:55:ARG:O	44:BU:57:PHE:C	2.57	0.43
44:BU:64:ARG:O	44:BU:67:ALA:HB3	2.18	0.43
44:BU:65:ILE:O	44:BU:66:ASN:C	2.56	0.43
44:BU:68:GLY:HA2	44:BU:71:LEU:CB	2.47	0.43
44:BU:7:GLY:O	44:BU:8:ILE:CD1	2.63	0.43
45:BV:89:ASN:O	45:BV:90:PHE:C	2.56	0.43
40:BX:11:THR:O	40:BX:12:GLU:C	2.56	0.43
40:BX:55:GLN:N	40:BX:63:LYS:O	2.51	0.43
41:BY:22:GLN:O	41:BY:24:ARG:N	2.51	0.43
41:BY:73:HIS:CE1	41:BY:90:PRO:CA	2.91	0.43
42:BZ:141:MET:HB2	42:BZ:171:VAL:CG1	2.47	0.43
25:BB:104:A:OP1	42:BZ:93:GLU:OE1	2.36	0.43
1:AA:1289:A:C2	1:AA:1372:U:C4'	3.01	0.43
1:AA:1320:C:H2'	1:AA:1321:C:C6	2.53	0.43
1:AA:946:A:O2'	1:AA:1333:A:C1'	2.66	0.43
1:AA:1511:G:C6	1:AA:1512:U:N3	2.85	0.43
1:AA:253:U:H4'	1:AA:276:G:O2'	2.18	0.43
1:AA:413:G:H1	7:AD:36:ARG:NH1	2.16	0.43
1:AA:500:G:N2	1:AA:546:G:H1'	2.32	0.43
1:AA:659:U:H2'	1:AA:660:G:H8	1.83	0.43
1:AA:695:A:H2'	1:AA:696:A:O4'	2.17	0.43
7:AD:11:LEU:HD22	7:AD:66:ARG:CD	2.48	0.43
1:AA:823:G:H21	11:AH:1:MET:H3	1.66	0.43
16:AM:33:ALA:HA	16:AM:59:TYR:HE2	1.83	0.43
17:AN:26:ARG:HB3	17:AN:43:CYS:HB2	2.01	0.43
1:AA:236:G:C5'	20:AQ:42:TYR:OH	2.64	0.43
21:AR:31:LEU:HD11	21:AR:62:GLU:HG3	2.00	0.43
3:AW:14:A:C6	3:AW:22:G:C4	3.06	0.43
3:AW:50:U:O2'	3:AW:51:G:H5'	2.17	0.43
48:B0:35:ASN:CA	48:B0:68:VAL:CG2	2.95	0.43
26:BA:2331:G:C4'	48:B0:70:ILE:CB	2.81	0.43
48:B0:45:PHE:CE1	48:B0:78:PHE:CA	2.95	0.43

*Continued on next page...*



*Continued from previous page...*

Atom-1	Atom-2	Interatomic distance (Å)	Clash overlap (Å)
46:B2:3:LEU:HB3	46:B2:4:HIS:H	1.42	0.43
47:B3:7:LYS:CG	47:B3:8:LEU:N	2.81	0.43
49:B4:7:PRO:CD	49:B4:56:VAL:CB	2.89	0.43
50:B5:33:CYS:HB2	50:B5:38:GLY:N	2.33	0.43
51:B6:49:VAL:O	51:B6:50:PHE:CD1	2.71	0.43
52:B7:11:LYS:HG3	52:B7:12:ARG:N	2.33	0.43
26:BA:1081:U:OP1	55:BK:126:LYS:NZ	2.44	0.43
26:BA:1166:C:H42	26:BA:1183:G:H1	1.66	0.43
26:BA:1375:C:H2'	26:BA:1376:C:H6	1.83	0.43
26:BA:162:U:H4'	26:BA:171:G:N3	2.33	0.43
26:BA:1707:G:H2'	26:BA:1708:C:C6	2.53	0.43
26:BA:1857:G:C2	26:BA:1858:G:O6	2.71	0.43
26:BA:2264:C:C2'	26:BA:2265:U:C5'	2.91	0.43
26:BA:2295:C:C5	26:BA:2338:G:N1	2.86	0.43
26:BA:2302:G:C2	26:BA:2315:G:C5	3.06	0.43
26:BA:2322:A:C4'	26:BA:2322:A:OP1	2.67	0.43
26:BA:2325:G:C4	26:BA:2326:C:H5	2.36	0.43
26:BA:2328:A:C6	26:BA:2329:G:N7	2.83	0.43
26:BA:2532:G:O2'	26:BA:2533:A:H5'	2.18	0.43
26:BA:2561:A:H8	26:BA:2561:A:H3'	1.79	0.43
26:BA:1783:A:C6	26:BA:2587:A:H2	2.25	0.43
26:BA:2605:U:C6	26:BA:2605:U:C3'	3.01	0.43
26:BA:2611:U:H5'	26:BA:2611:U:H6	1.83	0.43
26:BA:2620:C:HO2'	26:BA:2621:A:P	2.35	0.43
26:BA:2680:C:H5'	28:BE:302:GLY:CA	2.48	0.43
26:BA:2747:G:O2'	26:BA:2748:A:H5''	2.18	0.43
26:BA:2792:G:C2	26:BA:2804:C:C4	3.06	0.43
26:BA:2885:C:O2	26:BA:2885:C:C2'	2.64	0.43
26:BA:521:G:H2'	26:BA:522:G:H8	1.81	0.43
26:BA:563:G:H2'	26:BA:563:G:N3	2.33	0.43
26:BA:658:C:O2'	29:BF:103:ASN:ND2	2.51	0.43
26:BA:668:G:C2'	26:BA:670:A:H62	2.29	0.43
26:BA:707:G:H1	26:BA:724:U:H3	1.66	0.43
26:BA:948:G:H1	26:BA:969:U:H3	1.65	0.43
26:BA:996:A:O3'	44:BU:93:LYS:CG	2.64	0.43
25:BB:55:U:H2'	25:BB:56:G:C8	2.53	0.43
27:BD:104:ILE:C	27:BD:106:PRO:CD	2.87	0.43
27:BD:142:ASN:O	27:BD:189:ALA:HA	2.18	0.43
27:BD:73:ILE:HG13	27:BD:73:ILE:H	1.59	0.43
28:BE:41:PHE:HE1	28:BE:173:ARG:HH11	1.64	0.43
30:BG:14:ARG:H	30:BG:14:ARG:CD	2.29	0.43

*Continued on next page...*



*Continued from previous page...*

Atom-1	Atom-2	Interatomic distance (Å)	Clash overlap (Å)
30:BG:98:PHE:HA	30:BG:104:PHE:CE2	2.27	0.43
30:BG:98:PHE:N	30:BG:98:PHE:CD2	2.85	0.43
32:BI:93:ILE:HG23	32:BI:122:ARG:HA	1.99	0.43
32:BI:12:LYS:O	32:BI:13:GLY:C	2.57	0.43
32:BI:39:ALA:O	32:BI:40:THR:O	2.36	0.43
33:BN:25:GLN:CA	33:BN:28:GLU:HG3	2.29	0.43
33:BN:31:LEU:C	33:BN:33:GLY:N	2.67	0.43
34:BO:107:ARG:CG	34:BO:115:ILE:HG21	2.48	0.43
34:BO:53:LYS:O	34:BO:54:LYS:C	2.56	0.43
35:BP:69:ILE:CG1	35:BP:70:ASP:N	2.30	0.43
36:BQ:59:ASN:C	36:BQ:61:LEU:N	2.68	0.43
37:BS:53:ASN:O	37:BS:53:ASN:CG	2.55	0.43
44:BU:99:ALA:HB3	44:BU:106:PHE:CZ	2.41	0.43
26:BA:1249:U:H5''	44:BU:4:ALA:HB2	2.00	0.43
45:BV:5:ILE:C	45:BV:6:GLN:HG2	2.19	0.43
39:BW:13:SER:HB3	39:BW:16:LYS:HB2	2.01	0.43
39:BW:17:VAL:CA	39:BW:20:VAL:CG2	2.95	0.43
39:BW:26:GLY:C	39:BW:27:LYS:HG3	2.38	0.43
39:BW:58:ALA:C	39:BW:60:ASN:N	2.71	0.43
40:BX:45:TYR:O	40:BX:47:VAL:O	2.35	0.43
40:BX:28:VAL:HG21	40:BX:64:ALA:HB2	2.01	0.43
40:BX:22:ASN:CA	40:BX:68:LEU:HG	2.48	0.43
41:BY:19:ARG:NH1	41:BY:68:ASP:N	2.66	0.43
41:BY:20:HIS:C	41:BY:22:GLN:H	2.20	0.43
42:BZ:166:LEU:HD13	42:BZ:167:THR:OG1	2.17	0.43
42:BZ:26:LYS:CA	42:BZ:84:TYR:OH	2.66	0.43
1:AA:1006:C:O2	1:AA:1006:C:H2'	2.18	0.43
1:AA:112:G:H5'	1:AA:389:A:H4'	2.00	0.43
1:AA:1449:C:H42	1:AA:1454:G:H1	1.67	0.43
1:AA:404:U:C4	7:AD:2:GLY:HA3	2.47	0.43
1:AA:405:U:OP1	7:AD:5:ILE:HD13	2.17	0.43
1:AA:741:G:H5'	18:AO:39:LEU:HD11	1.99	0.43
1:AA:752:G:H1'	1:AA:754:C:N4	2.33	0.43
1:AA:782:A:OP1	1:AA:1521:G:N2	2.42	0.43
1:AA:980:C:H2'	1:AA:981:U:O4'	2.18	0.43
8:AE:76:ILE:HG21	8:AE:142:LEU:HD22	2.01	0.43
12:AI:27:THR:HB	12:AI:62:TYR:HD1	1.83	0.43
3:AW:43:G:H2'	3:AW:44:A:C8	2.52	0.43
46:B2:19:GLU:OE1	46:B2:20:LEU:N	2.50	0.43
46:B2:56:ILE:O	46:B2:57:LYS:C	2.55	0.43
46:B2:56:ILE:HB	46:B2:57:LYS:H	1.48	0.43

*Continued on next page...*



*Continued from previous page...*

Atom-1	Atom-2	Interatomic distance (Å)	Clash overlap (Å)
26:BA:72:U:H4'	46:B2:57:LYS:HZ1	1.84	0.43
49:B4:68:ARG:HB3	49:B4:72:LYS:HA	2.00	0.43
50:B5:34:PRO:HD2	50:B5:36:CYS:CB	2.48	0.43
51:B6:16:ALA:HA	51:B6:50:PHE:CE2	2.54	0.43
26:BA:1057:A:N7	26:BA:1087:G:OP2	2.52	0.43
26:BA:1545:A:H2'	26:BA:545(A):A:O4'	2.19	0.43
26:BA:1547:C:H2'	26:BA:1548:C:H6	1.83	0.43
26:BA:1780:A:H3'	26:BA:1781:C:H5'	1.95	0.43
26:BA:1788:C:C2	26:BA:1789:A:C8	3.07	0.43
26:BA:1812:A:H2'	26:BA:1813:G:O4'	2.19	0.43
26:BA:2210:G:N7	27:BD:148:GLY:C	2.72	0.43
26:BA:2297:C:O2'	26:BA:2298:A:O4'	2.28	0.43
26:BA:2304:G:C2'	26:BA:2305:A:O5'	2.66	0.43
26:BA:2352:A:N3	26:BA:2353:G:O4'	2.51	0.43
26:BA:2404:C:N4	26:BA:2405:G:C4	2.86	0.43
26:BA:2458:G:C6	26:BA:2490:G:O2'	2.63	0.43
26:BA:2475:C:C2'	26:BA:2477:C:P	3.07	0.43
26:BA:2482:G:C3'	26:BA:2483:C:H5'	2.41	0.43
26:BA:2561:A:C4	26:BA:2562:U:C6	3.04	0.43
26:BA:2578:G:H2'	26:BA:2579:C:H5''	1.98	0.43
26:BA:2588:G:H5''	26:BA:2589:A:OP2	2.19	0.43
26:BA:2634:G:C2'	26:BA:2635:C:C5'	2.93	0.43
26:BA:2666:C:OP2	26:BA:2667:C:C5	2.66	0.43
26:BA:2726:U:H6	26:BA:2726:U:H2'	1.62	0.43
26:BA:2736:G:C2'	26:BA:2737:G:H5'	2.48	0.43
26:BA:2743:C:C2	26:BA:2762:G:N2	2.86	0.43
26:BA:2869:G:N1	26:BA:2870:C:C4	2.86	0.43
26:BA:282:A:H62	26:BA:360:G:H21	1.65	0.43
26:BA:705:A:C8	26:BA:705:A:OP2	2.71	0.43
26:BA:72:U:OP2	40:BX:2:TRP:NE1	2.51	0.43
27:BD:166:LYS:CB	27:BD:171:VAL:HA	2.45	0.43
27:BD:216:ALA:CB	27:BD:223:ASN:H	2.31	0.43
28:BE:180:ILE:CD1	28:BE:187:HIS:CB	2.97	0.43
28:BE:267:ARG:CG	28:BE:297:LYS:HD2	2.48	0.43
29:BF:25:PRO:HG2	29:BF:26:VAL:H	1.83	0.43
32:BI:134:HIS:N	32:BI:137:VAL:O	2.48	0.43
32:BI:6:LEU:CD2	32:BI:14:LYS:HD3	2.28	0.43
33:BN:103:VAL:O	33:BN:104:TYR:CE2	2.68	0.43
33:BN:10:VAL:CG1	33:BN:36:VAL:CA	2.94	0.43
33:BN:55:GLU:O	33:BN:56:LYS:C	2.56	0.43
26:BA:1006:C:HO2'	33:BN:86:MET:HB3	1.83	0.43

*Continued on next page...*



*Continued from previous page...*

Atom-1	Atom-2	Interatomic distance (Å)	Clash overlap (Å)
36:BQ:32:LYS:HD2	36:BQ:33:MET:N	2.32	0.43
26:BA:1287:A:N6	43:BR:106:GLY:HA3	2.33	0.43
43:BR:90:ARG:HB3	43:BR:91:GLN:H	1.57	0.43
37:BS:103:ASP:OD2	37:BS:105:GLY:CA	2.66	0.43
37:BS:54:GLY:O	37:BS:55:ASP:O	2.36	0.43
44:BU:21:ALA:CB	44:BU:24:PHE:HZ	2.27	0.43
39:BW:6:ILE:HG13	39:BW:104:THR:HG22	1.99	0.43
39:BW:14:PRO:O	39:BW:15:ARG:C	2.57	0.43
39:BW:66:GLU:CD	39:BW:67:ASP:N	2.68	0.43
42:BZ:38:ALA:C	42:BZ:40:ASP:N	2.71	0.43
42:BZ:51:LEU:HD21	42:BZ:63:PRO:HA	2.00	0.43
1:AA:1278:U:H5'	1:AA:1279:A:O4'	2.13	0.43
1:AA:19:C:C2	1:AA:917:G:N2	2.86	0.43
1:AA:406:G:C2	1:AA:437:U:O2	2.68	0.43
1:AA:54:C:H41	1:AA:352:C:C2'	2.32	0.43
1:AA:599:C:H4'	11:AH:96:GLY:HA3	1.99	0.43
1:AA:769:G:H22	1:AA:811:C:H1'	1.84	0.43
1:AA:770:C:C4	1:AA:771:G:N7	2.86	0.43
5:AB:178:ARG:HH21	11:AH:74:PRO:HG3	1.84	0.43
7:AD:22:LYS:CG	7:AD:115:ARG:NH2	2.75	0.43
11:AH:38:ILE:HG22	11:AH:38:ILE:O	2.18	0.43
23:AT:73:HIS:C	23:AT:74:LYS:HG2	2.38	0.43
3:AW:76:A:O2'	26:BA:2395:C:C2	2.70	0.43
48:B0:24:LYS:HG3	48:B0:56:ASP:CG	2.25	0.43
47:B3:4:LEU:N	47:B3:4:LEU:HD23	2.32	0.43
49:B4:63:PHE:C	49:B4:65:ASP:N	2.71	0.43
50:B5:44:HIS:CG	50:B5:52:TYR:OH	2.71	0.43
50:B5:45:ILE:N	50:B5:52:TYR:OH	2.51	0.43
26:BA:1081:U:H4'	55:BK:123:ALA:CA	2.47	0.43
26:BA:1056:G:O6	26:BA:1101:U:C5'	2.67	0.43
26:BA:1287:A:OP1	43:BR:105:ARG:NH2	2.51	0.43
26:BA:133:C:H2'	26:BA:134:C:H6	1.84	0.43
26:BA:1638:C:O2	26:BA:2698:U:O2'	2.26	0.43
26:BA:1834:U:O3'	26:BA:1835:G:H8	2.01	0.43
26:BA:1934:C:H4'	26:BA:1974:C:H4'	2.00	0.43
26:BA:2000:G:H2'	26:BA:2001:A:C8	2.53	0.43
26:BA:2217:G:C2	26:BA:2218:G:N7	2.86	0.43
26:BA:2226:C:C3'	26:BA:2227:A:O4'	2.64	0.43
26:BA:2249:U:N3	26:BA:2253:G:OP1	2.43	0.43
26:BA:2255:G:C6	26:BA:2256:G:N9	2.86	0.43
26:BA:2267:A:C6	26:BA:2272:U:O4	2.72	0.43

*Continued on next page...*



*Continued from previous page...*

Atom-1	Atom-2	Interatomic distance (Å)	Clash overlap (Å)
26:BA:2328:A:C6	26:BA:2329:G:C5	3.07	0.43
26:BA:218:A:N6	26:BA:235:U:HO2'	2.15	0.43
26:BA:2392:A:C8	26:BA:2393:A:N9	2.86	0.43
26:BA:807:U:C4'	26:BA:2445:G:H5'	2.48	0.43
26:BA:2458:G:C5	26:BA:2490:G:C4	3.07	0.43
26:BA:2596:U:H3'	26:BA:2597:G:C8	2.53	0.43
26:BA:2048:G:N2	26:BA:2620:C:N3	2.64	0.43
26:BA:2626:C:H5'	26:BA:2626:C:H6	1.72	0.43
26:BA:2638:G:H2'	26:BA:2775:A:C2	2.53	0.43
26:BA:2648:C:C2	26:BA:2673:G:C2	3.05	0.43
26:BA:2748:A:H2'	31:BH:62:ALA:CB	2.37	0.43
26:BA:2756:U:O2	26:BA:2756:U:O2'	2.31	0.43
26:BA:2772:C:C4	26:BA:2773:C:C4	3.05	0.43
26:BA:2641:G:O6	26:BA:2774:C:C4	2.71	0.43
26:BA:2834:G:O6	26:BA:2835:A:C2	2.71	0.43
26:BA:2892:A:C2'	26:BA:2893:G:C1'	2.94	0.43
26:BA:307:G:N2	26:BA:309:G:H3'	2.33	0.43
26:BA:446:G:C5'	44:BU:5:LYS:CE	2.91	0.43
26:BA:558:G:H2'	26:BA:559:G:H8	1.82	0.43
26:BA:592:G:H1'	53:B8:2:PRO:N	2.33	0.43
26:BA:881:G:H3'	26:BA:882:G:H8	1.82	0.43
26:BA:911:A:H2'	36:BQ:16:ARG:CD	2.47	0.43
26:BA:968:G:H2'	26:BA:969:U:O4'	2.18	0.43
26:BA:997:G:H5''	44:BU:92:ARG:HD2	2.00	0.43
25:BB:28:C:H2'	25:BB:29:A:O4'	2.18	0.43
27:BD:77:VAL:O	27:BD:78:ALA:C	2.57	0.43
28:BE:42:ALA:CB	28:BE:310:PHE:CD2	3.01	0.43
29:BF:34:ALA:HB1	29:BF:110:ALA:CB	2.39	0.43
29:BF:167:ASP:OD2	29:BF:231:ARG:C	2.56	0.43
29:BF:87:ARG:O	29:BF:88:SER:HB2	2.17	0.43
30:BG:140:ARG:O	30:BG:143:LYS:HG3	2.17	0.43
30:BG:27:ILE:C	30:BG:29:HIS:N	2.64	0.43
31:BH:10:ILE:CG1	31:BH:49:ILE:HG12	2.48	0.43
33:BN:5:GLU:HA	33:BN:109:TYR:CD2	2.52	0.43
33:BN:83:ILE:HD11	33:BN:84:ARG:HE	1.84	0.43
34:BO:60:ALA:HA	34:BO:85:VAL:O	2.18	0.43
34:BO:84:CYS:HB3	34:BO:85:VAL:H	1.57	0.43
36:BQ:26:LYS:NZ	36:BQ:88:PHE:CB	2.82	0.43
43:BR:28:LEU:C	43:BR:28:LEU:HD13	2.37	0.43
26:BA:446:G:C5'	44:BU:5:LYS:HZ1	2.31	0.43
26:BA:1152:C:H4'	44:BU:80:ILE:HD12	1.99	0.43

*Continued on next page...*



*Continued from previous page...*

Atom-1	Atom-2	Interatomic distance (Å)	Clash overlap (Å)
45:BV:22:VAL:HG12	45:BV:23:GLU:N	2.33	0.43
39:BW:23:LEU:HD23	39:BW:23:LEU:C	2.37	0.43
40:BX:1:SER:C	40:BX:2:TRP:CD1	2.92	0.43
40:BX:22:ASN:CB	40:BX:68:LEU:HG	2.48	0.43
41:BY:11:GLN:HG3	41:BY:21:LYS:NZ	2.34	0.43
42:BZ:37:LYS:HA	42:BZ:41:ARG:NH1	2.30	0.43
1:AA:1163:C:H42	1:AA:1173:G:H1	1.67	0.43
1:AA:1255:G:H5'	1:AA:1256:A:OP1	2.19	0.43
1:AA:1260:C:O2'	1:AA:1283:G:H4'	2.18	0.43
1:AA:1506:U:O2'	1:AA:1507:A:H5'	2.19	0.43
1:AA:531:U:H4'	1:AA:532:A:H5''	2.01	0.43
1:AA:564:C:H2'	1:AA:565:U:O4'	2.17	0.43
1:AA:974:A:H5'	1:AA:975:A:P	2.58	0.43
1:AA:99:C:H2'	1:AA:101:A:C8	2.53	0.43
6:AC:18:TRP:CD1	17:AN:53:LEU:C	2.92	0.43
10:AG:93:PRO:HA	10:AG:96:GLN:HB2	1.98	0.43
3:AW:16:U:C2'	3:AW:17:U:OP2	2.65	0.43
48:B0:67:VAL:HG11	48:B0:74:LYS:CE	2.49	0.43
46:B2:17:GLU:O	46:B2:19:GLU:OE1	2.37	0.43
47:B3:4:LEU:O	47:B3:37:LEU:N	2.50	0.43
49:B4:14:ILE:HG21	49:B4:37:SER:CB	2.44	0.43
49:B4:14:ILE:O	49:B4:36:TRP:HA	2.18	0.43
50:B5:44:HIS:C	50:B5:52:TYR:CZ	2.92	0.43
51:B6:16:ALA:HB3	51:B6:42:PRO:HB3	2.00	0.43
51:B6:48:VAL:C	51:B6:50:PHE:CE1	2.78	0.43
26:BA:489:G:N7	26:BA:1284:A:C2	2.87	0.43
26:BA:1361:G:H2'	26:BA:1362:C:C6	2.53	0.43
26:BA:1367:A:H2'	52:B7:25:LYS:HD2	2.01	0.43
26:BA:1559:G:N3	26:BA:1559:G:C2'	2.81	0.43
26:BA:1859:A:N6	26:BA:1883:G:O2'	2.51	0.43
26:BA:1930:G:O2'	26:BA:1931:U:P	2.77	0.43
26:BA:1935:G:N2	26:BA:1962:C:H2'	2.34	0.43
26:BA:1996:C:C5'	26:BA:1996:C:C6	2.95	0.43
26:BA:2199:A:C2'	26:BA:2205:C:C5'	2.95	0.43
26:BA:2286:A:OP2	51:B6:28:ARG:HD2	2.18	0.43
26:BA:2302:G:C5	26:BA:2315:G:N1	2.86	0.43
26:BA:2298:A:H1'	26:BA:2322:A:O2'	2.18	0.43
26:BA:2365:G:OP1	48:B0:39:ARG:O	2.35	0.43
26:BA:2478:A:H3'	26:BA:2478:A:C8	2.53	0.43
26:BA:2509:G:HO2'	26:BA:2510:C:C5'	2.23	0.43
26:BA:2540:C:P	26:BA:2540:C:H3'	2.58	0.43

*Continued on next page...*



*Continued from previous page...*

Atom-1	Atom-2	Interatomic distance (Å)	Clash overlap (Å)
26:BA:2639:A:N3	26:BA:2778:A:C2	2.86	0.43
26:BA:2647:U:O2	26:BA:2648:C:C6	2.71	0.43
26:BA:2648:C:N3	26:BA:2672:G:N2	2.59	0.43
26:BA:2757:A:H2'	26:BA:2758:A:C8	2.46	0.43
26:BA:27:G:O2'	26:BA:513:A:N6	2.52	0.43
26:BA:265:A:N1	26:BA:281:G:OP1	2.51	0.43
26:BA:309:G:O5'	41:BY:54:ASP:OD1	2.36	0.43
26:BA:295:G:C8	26:BA:345:A:H2	2.36	0.43
26:BA:35:G:N3	26:BA:454:A:C2	2.86	0.43
26:BA:404:C:O4'	26:BA:406:G:C8	2.72	0.43
26:BA:764:A:H2'	26:BA:781:A:N6	2.32	0.43
25:BB:42:C:C4'	30:BG:48:MET:N	2.81	0.43
25:BB:24:G:N1	25:BB:56:G:C2	2.87	0.43
26:BA:729:G:C2	27:BD:206:LYS:O	2.72	0.43
27:BD:90:ILE:HG23	27:BD:91:ALA:H	1.82	0.43
26:BA:2785:C:H5'	28:BE:98:GLU:O	2.19	0.43
29:BF:1:MET:O	29:BF:18:LEU:HD21	2.15	0.43
29:BF:213:ALA:HB3	29:BF:218:VAL:HG11	1.50	0.43
29:BF:220:THR:O	29:BF:225:PRO:HD2	2.19	0.43
31:BH:105:SER:C	31:BH:106:VAL:CG2	2.86	0.43
32:BI:102:LEU:O	32:BI:107:GLY:N	2.48	0.43
55:BK:80:LYS:HE2	55:BK:80:LYS:HB3	1.88	0.43
33:BN:12:VAL:N	33:BN:38:VAL:HG22	2.33	0.43
36:BQ:23:ILE:O	36:BQ:23:ILE:CG2	2.62	0.43
36:BQ:49:VAL:HG23	36:BQ:121:ASP:N	1.96	0.43
43:BR:43:GLU:OE2	43:BR:43:GLU:CA	2.63	0.43
43:BR:79:LEU:O	43:BR:80:PHE:C	2.57	0.43
37:BS:34:LEU:C	37:BS:103:ASP:CB	2.83	0.43
37:BS:115:VAL:C	37:BS:117:ALA:N	2.72	0.43
44:BU:108:ALA:C	44:BU:110:VAL:N	2.59	0.43
44:BU:10:ARG:HA	44:BU:13:ARG:HH12	1.83	0.43
44:BU:18:LEU:HD22	44:BU:18:LEU:HA	1.79	0.43
44:BU:94:VAL:CG1	44:BU:98:ILE:HD11	2.49	0.43
45:BV:54:TYR:O	45:BV:56:VAL:CA	2.63	0.43
39:BW:8:ARG:C	39:BW:10:VAL:HG23	2.28	0.43
39:BW:55:ALA:N	39:BW:107:LEU:CD1	2.72	0.43
41:BY:27:LEU:O	41:BY:28:SER:O	2.37	0.43
42:BZ:39:PHE:HB3	42:BZ:43:PHE:CE1	2.54	0.43
1:AA:1367:C:OP1	12:AI:114:TYR:HA	2.19	0.43
1:AA:1517:G:C2	26:BA:1919:A:O2'	2.67	0.43
1:AA:184:G:H4'	1:AA:224:C:H4'	1.99	0.43

*Continued on next page...*



*Continued from previous page...*

Atom-1	Atom-2	Interatomic distance (Å)	Clash overlap (Å)
1:AA:265:G:H4'	20:AQ:66:SER:H	1.83	0.43
1:AA:409:G:OP2	7:AD:22:LYS:HD3	2.19	0.43
1:AA:39:G:N9	1:AA:498:U:C4	2.87	0.43
1:AA:989:C:H4'	1:AA:1016:A:C2	2.53	0.43
5:AB:112:VAL:C	5:AB:113:HIS:CA	2.77	0.43
6:AC:178:LEU:O	6:AC:179:ARG:HB2	2.18	0.43
14:AK:120:ARG:HA	14:AK:121:PRO:HD3	1.87	0.43
1:AA:978:A:C2'	22:AS:37:ARG:HH22	2.23	0.43
47:B3:5:LYS:CG	47:B3:36:VAL:HG12	2.48	0.43
51:B6:19:GLY:O	51:B6:44:ALA:HB2	2.19	0.43
26:BA:1034:G:C4'	54:B9:18:ARG:CZ	2.97	0.43
26:BA:120:U:C2'	26:BA:120:U:O2	2.67	0.43
26:BA:1510:A:H3'	26:BA:1511:A:C8	2.52	0.43
26:BA:1515:C:H1'	26:BA:1557:C:H4'	2.01	0.43
26:BA:545(A):A:N7	26:BA:1546:C:N3	2.65	0.43
26:BA:1917:U:H6	26:BA:1918:A:C8	2.37	0.43
26:BA:2033:A:N6	26:BA:2036:C:C2	2.87	0.43
26:BA:2058:A:H8	26:BA:2058:A:O5'	2.01	0.43
26:BA:2103:C:C2	26:BA:2187:G:C6	3.07	0.43
26:BA:2212:A:C2'	26:BA:2212:A:N3	2.78	0.43
26:BA:2264:C:C2	26:BA:2265:U:C6	3.07	0.43
26:BA:2290:G:C6	26:BA:2291:U:C2	3.06	0.43
26:BA:2337:G:O6	26:BA:2338:G:O6	2.36	0.43
26:BA:2416:C:C3'	26:BA:2417:C:C5'	2.96	0.43
26:BA:2535:G:N3	26:BA:2535:G:C2'	2.79	0.43
26:BA:2525:G:H1	26:BA:2539:C:N4	2.13	0.43
26:BA:2545:G:C2	26:BA:2546:U:C2	3.06	0.43
26:BA:2549:G:HO2'	26:BA:2550:G:H5'	1.78	0.43
26:BA:2562:U:O2	26:BA:2563:U:C1'	2.66	0.43
26:BA:2520:C:N4	26:BA:2567:G:C6	2.87	0.43
26:BA:2664:G:N2	26:BA:2665:A:H62	2.16	0.43
26:BA:2666:C:C2'	26:BA:2667:C:C5'	2.93	0.43
26:BA:2803:C:N3	26:BA:2804:C:N3	2.66	0.43
26:BA:2819:G:C2'	26:BA:2821:A:H62	2.30	0.43
26:BA:2849:U:O4'	26:BA:2868:A:N3	2.50	0.43
26:BA:2854:G:C6	26:BA:2855:C:C4	3.06	0.43
26:BA:2808:U:N1	26:BA:2892:A:N6	2.63	0.43
26:BA:63:U:H2'	26:BA:64:A:N7	2.34	0.43
26:BA:775:G:N2	26:BA:787:U:H2'	2.33	0.43
26:BA:688:U:N3	26:BA:787:U:O2'	2.52	0.43
26:BA:860:U:H2'	26:BA:861:A:H5'	1.99	0.43

*Continued on next page...*



*Continued from previous page...*

Atom-1	Atom-2	Interatomic distance (Å)	Clash overlap (Å)
26:BA:964:C:O2'	26:BA:2273:A:N9	2.51	0.43
26:BA:995:C:O2	44:BU:61:TRP:CZ2	2.72	0.43
27:BD:234:HIS:HB3	27:BD:235:PRO:HD2	2.00	0.43
27:BD:85:ASN:CG	27:BD:86:ARG:HE	2.10	0.43
28:BE:242:ASN:ND2	28:BE:242:ASN:N	2.67	0.43
28:BE:263:GLU:O	28:BE:264:LEU:HD23	2.18	0.43
28:BE:63:GLU:HB2	28:BE:64:GLY:H	1.59	0.43
28:BE:96:LEU:O	28:BE:97:THR:HG23	2.19	0.43
31:BH:117:GLU:HG2	31:BH:118:GLU:N	2.34	0.43
26:BA:2749:A:C1'	31:BH:62:ALA:CB	2.81	0.43
31:BH:60:HIS:O	31:BH:63:LEU:N	2.52	0.43
55:BK:112:LYS:HG2	55:BK:116:LEU:HB2	1.99	0.43
33:BN:38:VAL:CG1	33:BN:39:VAL:H	2.29	0.43
26:BA:1131:G:N1	33:BN:69:TYR:OH	2.28	0.43
34:BO:20:LEU:CD2	34:BO:44:LYS:HD3	2.49	0.43
34:BO:25:LEU:HD12	34:BO:38:VAL:O	2.13	0.43
34:BO:27:GLY:O	34:BO:28:SER:C	2.54	0.43
36:BQ:151:SER:HB3	36:BQ:155:GLY:CA	2.48	0.43
37:BS:19:ASP:C	37:BS:21:HIS:N	2.63	0.43
37:BS:66:LEU:C	37:BS:67:ALA:O	2.57	0.43
37:BS:74:PRO:C	37:BS:75:THR:O	2.52	0.43
44:BU:34:ASN:O	44:BU:38:THR:CG2	2.66	0.43
44:BU:60:LEU:O	44:BU:61:TRP:C	2.57	0.43
45:BV:78:VAL:CG2	45:BV:82:ARG:HB2	2.49	0.43
45:BV:93:ILE:N	45:BV:93:ILE:HD12	2.32	0.43
39:BW:7:ALA:O	39:BW:10:VAL:HG21	2.18	0.43
41:BY:45:GLY:HA2	41:BY:62:VAL:HG13	1.68	0.43
1:AA:104:G:C6	1:AA:105:G:N7	2.87	0.43
1:AA:1268:A:C2	1:AA:1327:C:C1'	2.92	0.43
1:AA:228:A:H1'	19:AP:62:VAL:HG11	2.00	0.43
1:AA:297:G:N2	1:AA:300:A:OP2	2.48	0.43
1:AA:116:A:N1	1:AA:314:C:O4'	2.52	0.43
1:AA:782:A:O3'	1:AA:1515:C:H4'	2.18	0.43
1:AA:770:C:O2'	1:AA:899:C:C2	2.71	0.43
7:AD:8:VAL:HG21	7:AD:115:ARG:HD3	2.01	0.43
15:AL:87:GLY:O	15:AL:99:HIS:CE1	2.71	0.43
1:AA:953:G:C1'	16:AM:125:ARG:HA	2.49	0.43
1:AA:1267:C:C2'	24:AU:20:LYS:HD3	2.45	0.43
1:AA:966:G:H1'	2:AV:34:G:H4'	1.99	0.43
3:AW:14:A:N6	3:AW:22:G:C4	2.87	0.43
48:B0:45:PHE:HE1	48:B0:78:PHE:CG	2.10	0.43

*Continued on next page...*



*Continued from previous page...*

Atom-1	Atom-2	Interatomic distance (Å)	Clash overlap (Å)
48:B0:70:ILE:N	48:B0:70:ILE:CD1	2.81	0.43
46:B2:54:ALA:O	46:B2:56:ILE:CA	2.57	0.43
52:B7:30:ILE:C	52:B7:33:ARG:CB	2.48	0.43
53:B8:29:LYS:C	53:B8:30:ARG:O	2.54	0.43
53:B8:8:LYS:HB3	53:B8:9:MET:H	1.57	0.43
26:BA:1249:U:C3'	26:BA:1249:U:C6	3.02	0.43
26:BA:1286:A:N3	26:BA:1329:U:C4	2.87	0.43
26:BA:1317:A:H2'	26:BA:1318:C:H6	1.80	0.43
26:BA:1411:C:H2'	26:BA:1412:A:H8	1.83	0.43
26:BA:1952:A:C2	34:BO:22:ILE:CD1	3.02	0.43
26:BA:2208:U:H2'	26:BA:2209:C:O4'	2.18	0.43
26:BA:2243:U:O2	26:BA:2243:U:H2'	2.18	0.43
26:BA:2246:G:C2	26:BA:2247:A:C8	3.06	0.43
26:BA:2359:C:C2	26:BA:2360:A:C2	3.06	0.43
26:BA:2586:C:H42	26:BA:2608:G:H1'	1.84	0.43
26:BA:2648:C:N3	26:BA:2673:G:C2	2.87	0.43
26:BA:1759:A:N7	26:BA:2696:U:O2	2.47	0.43
26:BA:2737:G:N1	26:BA:2738:A:C5	2.87	0.43
26:BA:2773:C:C2'	26:BA:2774:C:O5'	2.66	0.43
26:BA:2861:G:H2'	26:BA:2862:G:H8	1.84	0.43
26:BA:2850:A:N3	26:BA:2869:G:H4'	2.32	0.43
26:BA:2880:C:C4	26:BA:2881:C:C4	3.06	0.43
26:BA:292:C:C2'	26:BA:293:U:H3	2.22	0.43
26:BA:295:G:OP1	26:BA:338:G:N1	2.52	0.43
26:BA:441:U:OP2	41:BY:3:GLN:CG	2.62	0.43
26:BA:449:A:OP2	29:BF:85:LYS:HA	2.18	0.43
26:BA:611:C:O2	26:BA:617:G:N2	2.52	0.43
26:BA:629:G:H21	26:BA:640:C:P	2.41	0.43
26:BA:687:C:C2	26:BA:788:A:O4'	2.71	0.43
26:BA:684:G:N1	26:BA:794:G:C2	2.87	0.43
26:BA:799:G:OP1	26:BA:800:A:H3'	2.18	0.43
25:BB:100:G:H2'	25:BB:101:A:O4'	2.18	0.43
25:BB:100:G:H4'	26:BA:915:C:O2'	2.19	0.43
25:BB:28:C:OP2	37:BS:41:LYS:CE	2.64	0.43
25:BB:59:A:C4'	30:BG:144:ARG:NE	2.81	0.43
25:BB:59:A:H4'	30:BG:144:ARG:NE	2.34	0.43
27:BD:143:ILE:N	27:BD:143:ILE:CD1	2.54	0.43
27:BD:65:ASP:O	27:BD:66:PHE:HB3	2.19	0.43
27:BD:86:ARG:H	27:BD:86:ARG:HD2	1.76	0.43
28:BE:39:GLN:OE1	28:BE:174:LEU:CD1	2.57	0.43
28:BE:180:ILE:CD1	28:BE:187:HIS:HB3	2.49	0.43

*Continued on next page...*



Continued from previous page...

Atom-1	Atom-2	Interatomic distance (Å)	Clash overlap (Å)
28:BE:247:ARG:C	28:BE:249:THR:H	2.21	0.43
29:BF:103:ASN:CB	29:BF:106:GLU:CG	2.88	0.43
29:BF:238:SER:O	29:BF:241:ALA:N	2.51	0.43
29:BF:35:VAL:HB	29:BF:36:ARG:H	1.39	0.43
29:BF:59:GLU:CA	29:BF:59:GLU:OE2	2.67	0.43
29:BF:6:TYR:C	29:BF:11:ASN:N	2.72	0.43
30:BG:56:ARG:HA	30:BG:63:ILE:CA	2.47	0.43
25:BB:42:C:C2	30:BG:74:THR:OG1	2.72	0.43
30:BG:97:GLN:CG	30:BG:106:PHE:CD2	3.01	0.43
31:BH:108:TYR:N	31:BH:108:TYR:HD2	2.10	0.43
31:BH:143:LEU:O	31:BH:144:ALA:C	2.57	0.43
32:BI:43:ASN:HA	32:BI:46:ALA:H	1.84	0.43
32:BI:52:GLN:HA	32:BI:55:GLN:HG3	2.00	0.43
32:BI:7:LYS:HB2	32:BI:12:LYS:CD	2.38	0.43
55:BK:18:ALA:HB2	55:BK:43:ASN:OD1	2.18	0.43
55:BK:38:PHE:CE2	55:BK:67:THR:CA	3.02	0.43
33:BN:135:ILE:CG2	33:BN:139:LEU:HD11	2.48	0.43
34:BO:102:VAL:CG1	34:BO:106:LEU:HD11	2.49	0.43
34:BO:103:ALA:CB	34:BO:105:GLU:CG	2.91	0.43
34:BO:25:LEU:HD11	34:BO:39:VAL:C	2.39	0.43
34:BO:2:ILE:HB	34:BO:33:ALA:HB3	2.01	0.43
34:BO:42:THR:CG2	34:BO:57:VAL:HA	2.45	0.43
36:BQ:133:GLU:HG3	36:BQ:134:PHE:N	2.29	0.43
36:BQ:140:TYR:O	36:BQ:142:LYS:O	2.35	0.43
38:BT:23:HIS:CE1	38:BT:24:LYS:O	2.71	0.43
45:BV:39:PHE:CZ	45:BV:42:GLY:N	2.87	0.43
45:BV:40:VAL:C	45:BV:51:ALA:HB2	2.32	0.43
45:BV:68:LYS:CG	45:BV:69:ILE:HD12	2.49	0.43
40:BX:11:THR:O	40:BX:15:MET:N	2.50	0.43
41:BY:51:LEU:CD2	41:BY:95:ASN:ND2	2.82	0.43
41:BY:27:LEU:HB3	41:BY:98:VAL:H	1.83	0.43
42:BZ:95:SER:OG	42:BZ:122:ILE:CG2	2.66	0.43
1:AA:1238:A:H62	1:AA:1301:U:H3	1.67	0.43
1:AA:1346:A:H61	1:AA:1374:A:H3'	1.84	0.43
1:AA:1417:G:N2	1:AA:1484:C:C4	2.87	0.43
1:AA:436:C:H5''	1:AA:437:U:P	2.59	0.43
1:AA:641:U:C4'	11:AH:115:SER:OG	2.66	0.43
1:AA:833:U:H3	1:AA:853:G:H1	1.65	0.43
1:AA:834:C:C2	1:AA:853:G:C2	3.06	0.43
1:AA:987:G:H21	1:AA:1014:A:H2	1.66	0.43
8:AE:81:GLU:HB3	8:AE:90:VAL:HG22	2.01	0.43

Continued on next page...



*Continued from previous page...*

Atom-1	Atom-2	Interatomic distance (Å)	Clash overlap (Å)
11:AH:44:PHE:O	11:AH:64:LYS:HD3	2.19	0.43
1:AA:1248:A:O2'	12:AI:70:LYS:CE	2.67	0.43
6:AC:23:TYR:OH	13:AJ:67:THR:HG23	2.18	0.43
15:AL:102:ARG:HE	15:AL:109:GLY:C	2.21	0.43
16:AM:94:ARG:C	16:AM:95:GLY:HA3	2.38	0.43
21:AR:21:LYS:H	21:AR:55:ARG:NH1	2.16	0.43
1:AA:1268:A:O2'	24:AU:20:LYS:HB3	2.18	0.43
2:AV:40:C:H2'	2:AV:41:U:C5'	2.26	0.43
47:B3:42:ALA:O	47:B3:45:GLY:N	2.52	0.43
49:B4:7:PRO:HD2	49:B4:56:VAL:HG11	2.01	0.43
26:BA:818:G:C8	26:BA:1187:G:N1	2.87	0.43
26:BA:133:C:H2'	26:BA:134:C:C6	2.54	0.43
26:BA:134:C:C2	26:BA:135:G:C8	3.06	0.43
26:BA:1341:U:OP2	26:BA:1397:U:O2	2.36	0.43
26:BA:1332:G:N7	26:BA:1609:A:N6	2.66	0.43
26:BA:1651:G:H5''	43:BR:39:PRO:HG2	2.01	0.43
26:BA:1904:G:O2'	26:BA:1927:A:N6	2.45	0.43
26:BA:212:G:H2'	26:BA:213:A:H8	1.83	0.43
26:BA:2251:G:P	36:BQ:102:ARG:HH21	2.41	0.43
26:BA:2373:G:N3	26:BA:2374:C:C5	2.87	0.43
26:BA:2396:G:C2	26:BA:2397:G:C8	3.07	0.43
26:BA:2398:U:H2'	26:BA:2399:G:C8	2.52	0.43
26:BA:2414:G:C6	26:BA:2415:G:N7	2.86	0.43
26:BA:2476:A:H3'	26:BA:2476:A:H8	1.83	0.43
26:BA:2489:G:C8	26:BA:2490:G:C8	3.06	0.43
26:BA:1129:A:C6	26:BA:2570:G:C4'	3.01	0.43
26:BA:2589:A:C6	26:BA:2606:C:N4	2.86	0.43
26:BA:2698:U:H2'	26:BA:2699:C:C5	2.47	0.43
26:BA:2768:C:C6	26:BA:2768:C:H3'	2.53	0.43
26:BA:28:A:N6	26:BA:512:G:O2'	2.52	0.43
26:BA:346:A:H2'	26:BA:347:A:N7	2.34	0.43
26:BA:388:G:H5'	49:B4:24:THR:HG23	2.01	0.43
26:BA:521:G:H2'	26:BA:522:G:C8	2.54	0.43
26:BA:80:G:O5'	26:BA:80:G:C8	2.72	0.43
26:BA:812:C:H42	26:BA:1195:G:H1	1.66	0.43
26:BA:875:G:OP1	42:BZ:146:HIS:CG	2.61	0.43
26:BA:920:G:O5'	26:BA:920:G:H8	2.01	0.43
25:BB:24:G:N7	25:BB:56:G:C8	2.86	0.43
25:BB:87:G:H3'	25:BB:88:C:C5'	2.49	0.43
27:BD:140:VAL:HG13	27:BD:191:VAL:N	2.31	0.43
27:BD:89:ASN:N	27:BD:105:ALA:HB2	2.34	0.43

*Continued on next page...*



*Continued from previous page...*

Atom-1	Atom-2	Interatomic distance (Å)	Clash overlap (Å)
28:BE:102:ASP:CG	28:BE:104:PHE:CZ	2.90	0.43
29:BF:215:ALA:C	29:BF:242:GLU:HG2	2.37	0.43
30:BG:51:ARG:NH1	30:BG:72:LYS:CB	2.82	0.43
31:BH:153:PRO:O	31:BH:154:GLU:O	2.37	0.43
31:BH:83:GLU:OE2	31:BH:132:VAL:O	2.36	0.43
32:BI:3:VAL:CG1	32:BI:21:VAL:CG2	2.91	0.43
55:BK:13:LEU:CD1	55:BK:24:VAL:HG21	2.49	0.43
26:BA:2674:G:O3'	34:BO:30:ARG:HA	2.19	0.43
36:BQ:92:VAL:HG11	36:BQ:111:THR:N	2.31	0.43
36:BQ:137:ARG:C	36:BQ:137:ARG:HD3	2.36	0.43
43:BR:105:ARG:N	43:BR:105:ARG:HE	2.13	0.43
43:BR:63:ARG:HH22	43:BR:77:ARG:CG	2.21	0.43
43:BR:61:HIS:HB3	43:BR:64:ARG:CZ	2.49	0.43
26:BA:2320:A:H62	37:BS:14:ARG:CB	2.30	0.43
38:BT:23:HIS:CD2	38:BT:28:THR:N	2.87	0.43
39:BW:48:ALA:O	39:BW:51:LEU:N	2.41	0.43
39:BW:51:LEU:O	39:BW:54:ALA:HB3	2.19	0.43
41:BY:51:LEU:CB	41:BY:97:ARG:HE	2.29	0.43
42:BZ:18:MET:HG3	42:BZ:35:ASP:CA	2.46	0.43
1:AA:1085:U:C5'	1:AA:1094:G:C2	3.01	0.43
1:AA:1197:G:C2'	1:AA:1198:G:H5'	2.47	0.43
1:AA:1203:C:H5''	17:AN:2:ALA:HB3	2.00	0.43
1:AA:18:C:N3	1:AA:918:A:N1	2.66	0.43
1:AA:551:U:O5'	1:AA:551:U:H6	2.02	0.43
1:AA:707:C:H4'	14:AK:20:TYR:CG	2.54	0.43
1:AA:875:C:H1'	11:AH:15:ASN:HD21	1.84	0.43
1:AA:880:C:OP1	15:AL:12:ARG:NH2	2.51	0.43
1:AA:938:A:H5''	10:AG:95:ARG:HH22	1.84	0.43
7:AD:187:ARG:O	7:AD:188:LEU:C	2.51	0.43
1:AA:1438:G:OP1	23:AT:34:LYS:HE3	2.18	0.43
3:AW:14:A:N6	3:AW:22:G:C5	2.86	0.43
3:AW:50:U:C2'	3:AW:51:G:H5'	2.48	0.43
48:B0:75:GLY:O	48:B0:76:ALA:CB	2.66	0.43
46:B2:55:ARG:C	46:B2:58:THR:CB	2.77	0.43
46:B2:7:GLU:O	46:B2:10:ASP:N	2.43	0.43
47:B3:22:ALA:O	47:B3:26:LEU:HD11	2.14	0.43
47:B3:33:GLN:CG	47:B3:34:GLU:H	2.32	0.43
47:B3:3:ARG:C	47:B3:4:LEU:HD23	2.39	0.43
51:B6:5:GLY:C	51:B6:7:ARG:N	2.42	0.43
54:B9:10:MET:HE2	54:B9:11:CYS:N	2.33	0.43
26:BA:1202:C:O2	26:BA:1202:C:H2'	2.18	0.43

*Continued on next page...*



*Continued from previous page...*

Atom-1	Atom-2	Interatomic distance (Å)	Clash overlap (Å)
26:BA:1363:C:H2'	26:BA:1363:C:O2	2.18	0.43
26:BA:729:G:C2	26:BA:1775:U:C6	3.07	0.43
26:BA:1802:A:H2'	26:BA:1802:A:N3	2.33	0.43
26:BA:1805:U:H5'	27:BD:235:PRO:HG2	2.01	0.43
26:BA:1829:A:N3	26:BA:1829:A:H2'	2.33	0.43
26:BA:197:A:N6	26:BA:248:G:N2	2.63	0.43
26:BA:1650:G:H1	26:BA:2007:C:H42	1.67	0.43
26:BA:2086:U:H2'	26:BA:2087:G:C8	2.54	0.43
26:BA:2210:G:H4'	26:BA:2211:G:C5'	2.49	0.43
26:BA:2233:U:H2'	26:BA:2234:G:O4'	2.18	0.43
26:BA:2275:C:O2'	26:BA:2276:G:OP2	2.37	0.43
26:BA:2309:A:H3'	26:BA:2310:A:O4'	2.19	0.43
26:BA:227:A:C2	26:BA:2407:G:H1'	2.48	0.43
26:BA:2410:G:C6	26:BA:2411:A:C6	3.07	0.43
26:BA:389:G:O4'	26:BA:2413:G:C5'	2.67	0.43
26:BA:2450:A:N3	26:BA:2451:A:C8	2.87	0.43
26:BA:2481:G:O2'	26:BA:2482:G:C8	2.71	0.43
26:BA:2522:U:C2	26:BA:2543:G:N1	2.79	0.43
26:BA:2587:A:O2'	26:BA:2588:G:O5'	2.37	0.43
26:BA:2678:C:O2	26:BA:2679:A:H1'	2.07	0.43
26:BA:2690:C:C4'	26:BA:2690:C:C6	3.02	0.43
26:BA:2731:G:C6	26:BA:2732:G:N1	2.86	0.43
26:BA:2739:U:H5	26:BA:2763:G:N1	2.17	0.43
26:BA:2739:U:C3'	26:BA:2740:A:C5'	2.97	0.43
26:BA:2752:C:H42	26:BA:2753:A:H2	1.43	0.43
26:BA:2886:G:N2	26:BA:2887:U:C6	2.82	0.43
26:BA:2:G:H2'	26:BA:3:U:C6	2.53	0.43
26:BA:311:A:H1'	26:BA:332:A:C6	2.53	0.43
26:BA:409:C:H2'	26:BA:410:G:C8	2.54	0.43
26:BA:37:C:H5'	26:BA:451:C:O4'	2.18	0.43
26:BA:628:G:H8	26:BA:628:G:O5'	2.02	0.43
26:BA:66:C:H2'	26:BA:67:U:O4'	2.19	0.43
27:BD:149:ARG:CG	27:BD:152:GLN:NE2	2.77	0.43
26:BA:1566:A:N3	27:BD:212:HIS:O	2.52	0.43
28:BE:87:GLU:OE1	28:BE:96:LEU:HD12	2.18	0.43
29:BF:6:TYR:CZ	29:BF:139:VAL:N	2.86	0.43
29:BF:81:PRO:HA	29:BF:87:ARG:HG2	0.53	0.43
30:BG:135:VAL:C	30:BG:136:ARG:O	2.57	0.43
26:BA:2303:G:H5''	30:BG:99:ASP:CG	2.37	0.43
31:BH:120:LEU:CD2	31:BH:120:LEU:H	2.15	0.43
31:BH:45:GLU:OE1	31:BH:49:ILE:HA	2.19	0.43

*Continued on next page...*



*Continued from previous page...*

Atom-1	Atom-2	Interatomic distance (Å)	Clash overlap (Å)
31:BH:82:TYR:OH	31:BH:137:LYS:HG2	2.19	0.43
55:BK:20:PRO:HB2	55:BK:23:PRO:CG	2.48	0.43
33:BN:49:ARG:O	33:BN:53:ILE:N	2.51	0.43
34:BO:63:VAL:HG22	34:BO:106:LEU:CD2	2.49	0.43
35:BP:117:GLU:CA	35:BP:136:ALA:O	2.45	0.43
35:BP:68:GLU:HA	35:BP:71:GLU:OE2	2.18	0.43
36:BQ:16:ARG:CA	36:BQ:17:ARG:HD3	2.48	0.43
37:BS:102:LEU:N	37:BS:102:LEU:CD1	2.81	0.43
26:BA:2292:C:OP2	37:BS:25:ARG:CZ	2.67	0.43
44:BU:15:LYS:O	44:BU:18:LEU:HB2	2.19	0.43
44:BU:7:GLY:O	44:BU:8:ILE:HD13	2.18	0.43
44:BU:88:ILE:CG2	45:BV:55:THR:CG2	2.78	0.43
41:BY:11:GLN:HG3	41:BY:22:GLN:HE21	1.83	0.43
41:BY:19:ARG:HH12	41:BY:68:ASP:N	2.17	0.43
42:BZ:20:ALA:HB3	42:BZ:80:HIS:HA	2.00	0.43
1:AA:1218:C:H2'	1:AA:1219:U:C6	2.53	0.43
1:AA:1320:C:H1'	22:AS:73:GLU:CB	2.49	0.43
1:AA:1515:C:H2'	1:AA:1516:G:H8	1.84	0.43
1:AA:69:G:H1	1:AA:99:C:H42	1.65	0.43
5:AB:136:VAL:HA	5:AB:139:LYS:HE3	2.01	0.43
7:AD:23:GLY:HA2	7:AD:113:SER:HA	1.95	0.43
13:AJ:51:ARG:HG3	13:AJ:60:ARG:O	2.19	0.43
20:AQ:97:SER:HB2	20:AQ:102:GLY:C	2.38	0.43
2:AV:13:C:H4'	26:BA:1924:C:HO2'	1.73	0.43
3:AW:44:A:C2'	3:AW:45:G:C5'	2.96	0.43
3:AW:9:A:C4	3:AW:45:G:C4	3.07	0.43
46:B2:26:GLU:OE2	46:B2:26:GLU:N	2.52	0.43
46:B2:36:ALA:O	46:B2:37:GLY:C	2.57	0.43
25:BB:83:G:C4'	47:B3:52:HIS:HD2	2.31	0.43
26:BA:396:G:P	49:B4:10:VAL:HG13	2.59	0.43
26:BA:388:G:OP1	49:B4:29:PRO:HG3	2.14	0.43
26:BA:372:G:O2'	49:B4:63:PHE:CE2	2.61	0.43
50:B5:12:SER:O	50:B5:14:SER:C	2.57	0.43
51:B6:37:LEU:O	51:B6:38:LYS:HG2	2.12	0.43
53:B8:58:MET:HE1	53:B8:61:MET:HE3	1.76	0.43
54:B9:2:LYS:NZ	54:B9:2:LYS:HA	2.34	0.43
26:BA:1158:C:H5'	47:B3:31:LEU:HB3	2.00	0.43
26:BA:1196:C:H2'	26:BA:1197:G:C8	2.54	0.43
26:BA:1359:A:N6	26:BA:1372:U:H3	2.17	0.43
26:BA:1359:A:OP2	26:BA:1371:G:N2	2.52	0.43
26:BA:1367:A:C2'	52:B7:25:LYS:CD	2.97	0.43

*Continued on next page...*



*Continued from previous page...*

Atom-1	Atom-2	Interatomic distance (Å)	Clash overlap (Å)
26:BA:1448:G:H5''	26:BA:1543:A:N6	2.29	0.43
26:BA:1545:A:O3'	26:BA:545(A):A:OP1	2.34	0.43
26:BA:1805:U:H5'	27:BD:235:PRO:HB3	1.92	0.43
26:BA:1952:A:C2	34:BO:22:ILE:HG12	2.54	0.43
26:BA:2251:G:H2'	26:BA:2251:G:N3	2.34	0.43
26:BA:2408:U:C2	26:BA:2409:G:N7	2.87	0.43
26:BA:2438:U:O3'	26:BA:2439:A:H3'	2.19	0.43
26:BA:2472:G:N2	26:BA:2475:C:C2	2.87	0.43
26:BA:2498:C:O2'	26:BA:2499:C:C4'	2.64	0.43
26:BA:2595:G:O2'	26:BA:2597:G:N7	2.52	0.43
26:BA:2623:G:N3	26:BA:2623:G:H2'	2.34	0.43
26:BA:1456:G:H22	26:BA:2703:C:H5	1.67	0.43
26:BA:2725:A:C5	26:BA:2727:G:C4	3.07	0.43
26:BA:273:G:H1	26:BA:364:C:H42	1.66	0.43
26:BA:371:A:O2'	26:BA:372:G:P	2.77	0.43
26:BA:389:G:C1'	26:BA:2413:G:C4'	2.97	0.43
26:BA:216:A:N6	26:BA:432:A:C8	2.87	0.43
26:BA:602:G:C2'	26:BA:655:A:C2	3.01	0.43
26:BA:727:A:C2'	26:BA:728:G:O5'	2.67	0.43
26:BA:669:G:O2'	26:BA:801:G:N2	2.52	0.43
26:BA:918:A:N3	26:BA:918:A:C5'	2.82	0.43
26:BA:978:G:C2	26:BA:986:C:N3	2.86	0.43
27:BD:176:ALA:O	27:BD:177:SER:C	2.57	0.43
28:BE:203:GLY:CA	28:BE:303:PRO:HG3	2.48	0.43
26:BA:2572:A:OP1	28:BE:240:PRO:HB3	2.19	0.43
26:BA:2680:C:H4'	28:BE:301:PRO:HD2	2.01	0.43
29:BF:33:LYS:CA	29:BF:36:ARG:HG2	2.48	0.43
30:BG:102:GLY:O	30:BG:134:LEU:HB2	2.19	0.43
30:BG:36:ASN:C	30:BG:38:GLU:N	2.72	0.43
2:AV:56:C:C2'	30:BG:56:ARG:NE	2.82	0.43
30:BG:93:LEU:HD21	30:BG:106:PHE:CG	2.53	0.43
32:BI:122:ARG:C	32:BI:124:LEU:N	2.71	0.43
32:BI:148:GLN:O	32:BI:149:LYS:HB3	2.18	0.43
32:BI:5:PHE:O	32:BI:6:LEU:HB2	2.19	0.43
55:BK:32:GLY:C	55:BK:33:VAL:HG23	2.40	0.43
33:BN:19:MET:HE2	33:BN:22:VAL:CB	2.48	0.43
34:BO:65:THR:HG23	34:BO:65:THR:O	2.18	0.43
35:BP:125:PHE:O	35:BP:130:ARG:CZ	2.67	0.43
43:BR:106:GLY:O	43:BR:107:ASP:O	2.36	0.43
43:BR:54:LEU:N	43:BR:54:LEU:CD1	2.82	0.43
37:BS:34:LEU:HD23	37:BS:102:LEU:HA	1.79	0.43

*Continued on next page...*



*Continued from previous page...*

Atom-1	Atom-2	Interatomic distance (Å)	Clash overlap (Å)
37:BS:103:ASP:C	37:BS:103:ASP:OD2	2.57	0.43
37:BS:109:PRO:CB	37:BS:116:PHE:CE2	3.02	0.43
37:BS:28:LYS:HZ2	37:BS:28:LYS:CB	2.31	0.43
37:BS:33:ARG:HG2	37:BS:48:VAL:O	2.19	0.43
40:BX:11:THR:O	40:BX:15:MET:HE2	2.16	0.43
26:BA:138:G:N9	40:BX:43:GLU:OE2	2.52	0.43
40:BX:52:VAL:HG13	40:BX:53:ASN:N	2.34	0.43
41:BY:27:LEU:HD23	41:BY:98:VAL:CB	2.49	0.43
42:BZ:16:GLU:OE1	42:BZ:16:GLU:CA	2.49	0.43
42:BZ:18:MET:HA	42:BZ:36:ARG:N	2.28	0.43
42:BZ:26:LYS:N	42:BZ:84:TYR:OH	2.52	0.43
1:AA:989:C:C4'	1:AA:1016:A:C2	3.00	0.42
1:AA:123:C:H2'	1:AA:124:G:H8	1.84	0.42
1:AA:975:A:C4	1:AA:1357:A:N3	2.87	0.42
1:AA:1376:U:C5'	10:AG:94:ARG:NH2	2.81	0.42
1:AA:14:U:O5'	1:AA:14:U:H6	2.02	0.42
1:AA:113:G:N2	1:AA:353:A:H2'	2.28	0.42
1:AA:48:C:OP1	1:AA:115:G:P	2.76	0.42
1:AA:568:G:C2	1:AA:574:A:H2	2.36	0.42
1:AA:570:G:H2'	1:AA:571:U:C6	2.54	0.42
1:AA:824:C:H1'	11:AH:1:MET:N	2.33	0.42
1:AA:909:A:H3'	1:AA:910:C:H6	1.84	0.42
20:AQ:76:LEU:HD11	20:AQ:79:SER:HB3	2.01	0.42
2:AV:9:A:C2	2:AV:45:G:C4	3.07	0.42
48:B0:17:ASN:H	48:B0:18:PRO:HD3	1.82	0.42
26:BA:1183:G:H5'	47:B3:29:ARG:NE	2.34	0.42
47:B3:52:HIS:O	47:B3:53:LEU:C	2.57	0.42
52:B7:21:ARG:HH12	52:B7:43:THR:N	2.07	0.42
26:BA:1031:G:O3'	54:B9:8:LYS:CE	2.67	0.42
26:BA:1080:C:O2	55:BK:127:ILE:HG13	2.07	0.42
26:BA:1071:G:C2	26:BA:1091:G:N7	2.87	0.42
26:BA:974:G:OP2	26:BA:1188:U:C6	2.72	0.42
26:BA:1420:U:O2	26:BA:1421:G:N7	2.52	0.42
26:BA:1476:C:C5	26:BA:1477:A:N3	2.87	0.42
26:BA:1513:C:H2'	26:BA:1514:U:C5	2.54	0.42
26:BA:1525:G:N2	26:BA:545(A):A:H61	2.16	0.42
26:BA:1924:C:C5	26:BA:1925:C:C5	3.07	0.42
26:BA:2093:G:C4	26:BA:2198:A:N1	2.87	0.42
26:BA:2299:G:N1	26:BA:2300:G:C6	2.87	0.42
26:BA:2313:C:N4	26:BA:2314:C:H42	2.09	0.42
26:BA:2283:C:C1'	26:BA:2389:G:H21	2.27	0.42

*Continued on next page...*



*Continued from previous page...*

Atom-1	Atom-2	Interatomic distance (Å)	Clash overlap (Å)
26:BA:2422:A:C1'	26:BA:2424:C:H5	2.31	0.42
26:BA:2528:U:OP1	54:B9:30:VAL:CB	2.67	0.42
26:BA:2550:G:C5	26:BA:2551:C:C5	3.06	0.42
26:BA:2550:G:C5	26:BA:2551:C:H5	2.34	0.42
26:BA:2626:C:C5	26:BA:2626:C:O5'	2.69	0.42
26:BA:2638:G:N9	26:BA:2775:A:N1	2.67	0.42
26:BA:1033:U:H2'	26:BA:2750:A:C2	2.53	0.42
26:BA:2769:C:N3	26:BA:2770:G:C4	2.87	0.42
26:BA:2774:C:O2	26:BA:2775:A:C8	2.71	0.42
26:BA:2827:C:H2'	26:BA:2828:C:O5'	2.17	0.42
26:BA:586:A:N1	26:BA:809:G:H2'	2.33	0.42
27:BD:115:ILE:C	27:BD:115:ILE:CD1	2.87	0.42
27:BD:213:LYS:O	27:BD:214:MET:HB2	2.19	0.42
27:BD:71:ASP:O	27:BD:73:ILE:HG13	2.19	0.42
27:BD:74:PRO:HA	27:BD:116:MET:HE3	1.95	0.42
27:BD:75:GLY:O	27:BD:115:ILE:CA	2.64	0.42
27:BD:78:ALA:HA	27:BD:94:ASN:ND2	2.33	0.42
26:BA:2786:U:O5'	28:BE:100:TRP:O	2.29	0.42
29:BF:11:ASN:HD21	29:BF:160:LEU:CD1	2.33	0.42
30:BG:103:ASN:CB	30:BG:133:ASN:HA	2.49	0.42
30:BG:23:VAL:HB	30:BG:130:VAL:HG12	2.00	0.42
31:BH:122:ILE:CG2	31:BH:123:GLU:N	2.81	0.42
32:BI:89:LEU:HD12	32:BI:122:ARG:HA	2.01	0.42
55:BK:25:GLY:CA	55:BK:35:ILE:CD1	2.86	0.42
33:BN:39:VAL:N	33:BN:103:VAL:HG13	2.34	0.42
34:BO:106:LEU:O	34:BO:109:LYS:N	2.49	0.42
43:BR:101:ALA:HB1	50:B5:41:LEU:HD12	2.00	0.42
43:BR:48:VAL:O	43:BR:49:ASP:C	2.57	0.42
43:BR:65:LEU:O	43:BR:68:ARG:CB	2.67	0.42
37:BS:17:ARG:HH11	37:BS:18:THR:CB	2.32	0.42
37:BS:76:GLY:O	37:BS:81:ALA:C	2.57	0.42
38:BT:54:THR:C	38:BT:56:ARG:H	2.22	0.42
45:BV:35:LEU:H	45:BV:60:VAL:HG13	1.72	0.42
44:BU:94:VAL:HG11	45:BV:4:ILE:HD13	1.98	0.42
45:BV:61:VAL:HG22	45:BV:96:LEU:C	2.15	0.42
39:BW:79:GLY:O	39:BW:81:ALA:N	2.45	0.42
39:BW:8:ARG:HB2	39:BW:102:HIS:ND1	2.33	0.42
41:BY:48:VAL:HG21	41:BY:98:VAL:HG23	1.32	0.42
41:BY:73:HIS:CG	41:BY:91:LEU:HD21	2.54	0.42
42:BZ:135:VAL:C	42:BZ:136:VAL:HG23	2.39	0.42
1:AA:988:G:N3	1:AA:1015:A:H2	2.16	0.42

*Continued on next page...*



Continued from previous page...

Atom-1	Atom-2	Interatomic distance (Å)	Clash overlap (Å)
1:AA:1277:C:O2'	1:AA:1282:C:C2	2.59	0.42
1:AA:1329:A:H5''	16:AM:26:GLY:CA	2.44	0.42
1:AA:1347:G:H3'	12:AI:108:VAL:HA	2.01	0.42
1:AA:976:G:OP2	1:AA:1358:U:C4'	2.67	0.42
1:AA:1483:A:OP2	1:AA:1484:C:C5	2.72	0.42
1:AA:146:G:H1	1:AA:176:C:H42	1.66	0.42
1:AA:367:U:H4'	1:AA:368:U:OP1	2.18	0.42
1:AA:390:C:H2'	1:AA:391:G:C8	2.55	0.42
1:AA:685:G:H2'	1:AA:686:U:H6	1.84	0.42
1:AA:914:A:H2'	1:AA:915:A:C8	2.53	0.42
1:AA:976:G:O5'	1:AA:1358:U:O2'	2.31	0.42
6:AC:38:ARG:CB	6:AC:94:LEU:HD21	2.46	0.42
1:AA:7:G:N2	8:AE:121:LYS:HB3	2.35	0.42
8:AE:135:THR:O	8:AE:139:LEU:HG	2.19	0.42
11:AH:16:ALA:HB1	11:AH:21:LYS:HB2	2.01	0.42
1:AA:1491:G:OP1	15:AL:46:LYS:HE3	2.19	0.42
16:AM:108:ARG:HD2	16:AM:108:ARG:HA	1.86	0.42
16:AM:23:TYR:HD2	16:AM:70:LEU:HD13	1.83	0.42
47:B3:49:LYS:C	47:B3:51:ALA:N	2.72	0.42
26:BA:1364:G:C6	49:B4:2:GLN:OE1	2.72	0.42
49:B4:17:GLN:NE2	49:B4:34:ASP:HA	2.34	0.42
53:B8:36:LYS:HG2	53:B8:40:GLU:OE1	2.19	0.42
26:BA:1137:G:C5	26:BA:1138:G:H1'	2.54	0.42
26:BA:991:C:N3	26:BA:1164:G:C6	2.87	0.42
26:BA:123:G:H2'	26:BA:124:G:O4'	2.19	0.42
26:BA:1718:G:N2	26:BA:1742:C:C2	2.87	0.42
26:BA:1777:U:H2'	26:BA:1778:U:C6	2.53	0.42
26:BA:2267:A:C5'	26:BA:2268:A:P	3.02	0.42
26:BA:2328:A:C8	26:BA:2329:G:N7	2.88	0.42
26:BA:2392:A:C6	26:BA:2393:A:N6	2.87	0.42
26:BA:2403:C:C2'	26:BA:2404:C:H5'	2.48	0.42
26:BA:2410:G:C2	26:BA:2411:A:N9	2.88	0.42
26:BA:2461:C:O5'	26:BA:2461:C:C6	2.72	0.42
26:BA:2447:G:N3	26:BA:2500:U:C5	2.80	0.42
26:BA:2528:U:O2'	26:BA:2529:G:C8	2.61	0.42
26:BA:2571:C:C2'	26:BA:2572:A:OP1	2.66	0.42
26:BA:2615:U:H2'	26:BA:2616:C:C5	2.53	0.42
26:BA:2634:G:O6	26:BA:2785:C:N4	2.53	0.42
26:BA:2710:C:C2'	26:BA:2711:A:C5'	2.94	0.42
26:BA:2717:G:N1	26:BA:2718:G:C6	2.86	0.42
26:BA:2725:A:C2'	26:BA:2726:U:H5''	2.48	0.42

Continued on next page...



*Continued from previous page...*

Atom-1	Atom-2	Interatomic distance (Å)	Clash overlap (Å)
26:BA:2729:G:H4'	28:BE:298:GLY:HA3	2.00	0.42
26:BA:2819:G:C8	26:BA:2819:G:O5'	2.69	0.42
26:BA:2839:G:N2	26:BA:2840:C:C1'	2.82	0.42
26:BA:2840:C:O2	26:BA:2841:C:C6	2.72	0.42
26:BA:285:C:C4	26:BA:286:C:N4	2.87	0.42
26:BA:359:A:O2'	26:BA:360:G:N9	2.51	0.42
26:BA:536:A:H8	26:BA:536:A:O5'	2.02	0.42
26:BA:581:C:H5''	44:BU:32:TYR:CB	2.43	0.42
26:BA:60:G:C2	26:BA:74:A:N6	2.87	0.42
26:BA:63:U:H2'	26:BA:64:A:C8	2.54	0.42
26:BA:831:G:C6	26:BA:832:G:C5	3.07	0.42
26:BA:856:C:O4'	48:B0:25:LYS:NZ	2.31	0.42
25:BB:29:A:OP1	37:BS:39:SER:C	2.58	0.42
27:BD:169:LYS:HB2	27:BD:169:LYS:HE2	1.88	0.42
27:BD:93:ILE:O	27:BD:93:ILE:CG2	2.64	0.42
26:BA:2785:C:H5'	28:BE:99:VAL:HA	1.87	0.42
29:BF:147:LEU:CD1	29:BF:156:LEU:CG	2.93	0.42
29:BF:163:HIS:O	29:BF:166:ILE:CD1	2.66	0.42
26:BA:449:A:P	29:BF:85:LYS:CA	3.07	0.42
30:BG:140:ARG:C	30:BG:142:ALA:N	2.68	0.42
30:BG:13:MET:HB3	30:BG:14:ARG:HD2	2.01	0.42
31:BH:148:ARG:NH1	31:BH:164:GLU:N	2.63	0.42
31:BH:30:GLY:HA3	31:BH:78:VAL:HA	2.01	0.42
31:BH:86:LEU:HD13	31:BH:87:GLU:C	2.39	0.42
31:BH:96:SER:C	31:BH:97:LYS:O	2.45	0.42
32:BI:120:ALA:C	32:BI:121:ILE:O	2.54	0.42
32:BI:3:VAL:HG11	32:BI:21:VAL:HG23	1.98	0.42
26:BA:1080:C:H1'	55:BK:127:ILE:HA	2.01	0.42
55:BK:73:PRO:HG2	55:BK:78:LEU:HD21	2.01	0.42
26:BA:1137:G:H5''	33:BN:60:ARG:NH2	2.33	0.42
34:BO:10:VAL:HG11	34:BO:12:ASP:O	2.17	0.42
43:BR:19:ALA:O	43:BR:20:LEU:C	2.57	0.42
37:BS:46:GLN:OE1	37:BS:57:THR:HG21	2.19	0.42
34:BO:79:PHE:CB	38:BT:22:VAL:CG2	2.97	0.42
39:BW:50:VAL:HG11	39:BW:103:ILE:CG2	2.49	0.42
40:BX:2:TRP:CD1	40:BX:2:TRP:N	2.86	0.42
26:BA:1340:U:C4	40:BX:57:THR:HG22	2.40	0.42
41:BY:31:LEU:HA	41:BY:113:GLU:OE2	2.19	0.42
41:BY:44:ALA:O	41:BY:62:VAL:HG11	2.19	0.42
41:BY:78:THR:HG22	41:BY:89:ARG:H	1.84	0.42
42:BZ:112:LEU:HD21	42:BZ:172:LEU:O	2.15	0.42

*Continued on next page...*



*Continued from previous page...*

Atom-1	Atom-2	Interatomic distance (Å)	Clash overlap (Å)
1:AA:1067:A:H2'	1:AA:1093:A:O2'	2.20	0.42
1:AA:1392:G:O2'	1:AA:1502:A:OP1	2.37	0.42
1:AA:1532:U:H3'	1:AA:1532:U:C6	2.55	0.42
1:AA:262:A:H5'	23:AT:74:LYS:HG3	2.01	0.42
1:AA:355:C:C1'	1:AA:388:G:H2'	2.28	0.42
1:AA:405:U:P	7:AD:5:ILE:HD11	2.56	0.42
1:AA:760:G:C2	20:AQ:103:GLY:O	2.72	0.42
1:AA:862:C:H1'	1:AA:874:G:C5'	2.47	0.42
1:AA:409:G:C3'	7:AD:25:ARG:HG3	2.47	0.42
11:AH:39:LEU:HB3	11:AH:45:ILE:HG12	2.02	0.42
5:AB:181:PHE:HA	11:AH:71:GLY:HA2	2.02	0.42
1:AA:1232:U:OP1	12:AI:125:TYR:C	2.57	0.42
13:AJ:64:GLU:HG2	17:AN:59:ALA:CA	2.49	0.42
15:AL:26:ALA:O	15:AL:33:ARG:HD2	2.19	0.42
17:AN:29:ARG:HG3	17:AN:31:ARG:H	1.83	0.42
2:AV:19:G:H1'	2:AV:57:G:H21	1.84	0.42
2:AV:58:A:C5	2:AV:61:C:C5	3.08	0.42
46:B2:30:ALA:N	46:B2:34:GLN:HG2	2.32	0.42
46:B2:49:LEU:HA	46:B2:49:LEU:HD23	1.87	0.42
46:B2:51:LYS:O	46:B2:53:ILE:C	2.43	0.42
46:B2:57:LYS:O	46:B2:60:GLN:CB	2.50	0.42
49:B4:38:GLY:O	49:B4:39:VAL:HB	2.19	0.42
49:B4:38:GLY:O	49:B4:39:VAL:HG23	2.18	0.42
49:B4:46:GLU:HB2	49:B4:47:GLU:H	1.44	0.42
49:B4:6:HIS:HB2	49:B4:56:VAL:HG23	1.88	0.42
50:B5:12:SER:CB	50:B5:15:LYS:HZ2	2.13	0.42
50:B5:33:CYS:SG	50:B5:34:PRO:HD2	2.60	0.42
50:B5:43:HIS:O	50:B5:52:TYR:HE2	2.02	0.42
51:B6:53:LYS:HE3	51:B6:53:LYS:HB3	1.90	0.42
53:B8:58:MET:O	53:B8:60:LEU:C	2.57	0.42
54:B9:19:ARG:O	54:B9:19:ARG:HG3	2.19	0.42
26:BA:1032:A:P	54:B9:8:LYS:HG3	2.59	0.42
26:BA:585:G:C2	26:BA:1256:G:C6	3.08	0.42
26:BA:1328:G:H4'	26:BA:1329:U:C5	2.53	0.42
26:BA:1315:C:O2'	26:BA:1392:A:O2'	2.26	0.42
26:BA:1509:C:O2	26:BA:1509:C:H2'	2.19	0.42
26:BA:1647:G:H4'	26:BA:1648:C:C5'	2.49	0.42
26:BA:1857:G:H21	26:BA:1886:C:H42	1.67	0.42
26:BA:1942:C:H3'	26:BA:1942:C:P	2.59	0.42
26:BA:2078:C:C4'	26:BA:2434:A:C5'	2.93	0.42
26:BA:2196:C:O2	26:BA:2196:C:C2'	2.67	0.42

*Continued on next page...*



*Continued from previous page...*

Atom-1	Atom-2	Interatomic distance (Å)	Clash overlap (Å)
26:BA:2249:U:C4	26:BA:2253:G:OP1	2.72	0.42
26:BA:2255:G:N1	26:BA:2256:G:N9	2.67	0.42
26:BA:2358:G:H22	53:B8:52:LYS:HZ3	1.66	0.42
26:BA:2389:G:OP2	26:BA:2389:G:H3'	2.20	0.42
26:BA:2065:C:O2	26:BA:2449:U:O4	2.37	0.42
26:BA:2461:C:H2'	26:BA:2462:U:H5'	2.01	0.42
26:BA:2512:C:O2	26:BA:2513:G:C1'	2.67	0.42
26:BA:2576:G:H4'	26:BA:2577:A:C5'	2.49	0.42
26:BA:2652:C:N4	26:BA:2653:U:C4	2.86	0.42
26:BA:2697:G:H2'	26:BA:2698:U:O4'	2.18	0.42
26:BA:2707:G:O2'	26:BA:2708:G:P	2.76	0.42
26:BA:2727:G:N3	26:BA:2727:G:H2'	2.34	0.42
26:BA:2741:A:H5'	26:BA:2741:A:H8	1.82	0.42
26:BA:2844:G:C2	26:BA:2845:G:C8	3.07	0.42
26:BA:396:G:H5''	49:B4:10:VAL:HG13	2.02	0.42
26:BA:587:C:H4'	26:BA:588:U:OP2	2.19	0.42
26:BA:604:G:C2	26:BA:657:U:H4'	2.55	0.42
26:BA:680:G:H2'	26:BA:681:G:C8	2.54	0.42
26:BA:465:G:H21	26:BA:683:C:H2'	1.84	0.42
26:BA:769:G:H4'	26:BA:1379:A:H61	1.84	0.42
26:BA:792:G:C8	26:BA:2440:C:C2	3.07	0.42
26:BA:827:U:OP1	26:BA:2430:A:P	2.77	0.42
25:BB:42:C:O2'	30:BG:47:GLN:CG	2.63	0.42
27:BD:140:VAL:HG22	27:BD:191:VAL:HA	2.01	0.42
28:BE:214:VAL:HG21	28:BE:233:ARG:HG2	1.97	0.42
28:BE:222:ARG:HB3	28:BE:226:HIS:O	2.20	0.42
28:BE:311:PHE:N	28:BE:311:PHE:HD2	2.15	0.42
29:BF:222:ASP:O	29:BF:231:ARG:NH1	2.53	0.42
26:BA:2313:C:H4'	30:BG:72:LYS:CB	2.49	0.42
31:BH:88:LEU:HD13	31:BH:128:THR:HA	2.00	0.42
32:BI:7:LYS:HB2	32:BI:12:LYS:NZ	2.34	0.42
32:BI:94:THR:C	32:BI:96:LYS:N	2.73	0.42
26:BA:1081:U:C5'	55:BK:126:LYS:NZ	2.82	0.42
33:BN:106:GLY:O	33:BN:107:ASN:OD1	2.28	0.42
33:BN:78:ILE:HG22	33:BN:79:PHE:HD1	1.81	0.42
33:BN:95:ARG:C	33:BN:97:ALA:N	2.71	0.42
34:BO:109:LYS:O	34:BO:110:ASP:HB2	2.20	0.42
34:BO:17:ARG:HG3	34:BO:47:THR:H	1.85	0.42
34:BO:89:ASP:OD1	34:BO:89:ASP:N	2.52	0.42
35:BP:102:ASP:O	35:BP:103:ALA:HB3	2.17	0.42
26:BA:245:G:H4'	35:BP:55:GLN:OE1	2.18	0.42

*Continued on next page...*



*Continued from previous page...*

Atom-1	Atom-2	Interatomic distance (Å)	Clash overlap (Å)
36:BQ:122:PHE:CB	36:BQ:136:TRP:CZ2	3.00	0.42
36:BQ:31:PHE:CG	36:BQ:85:ILE:CD1	3.03	0.42
43:BR:104:ARG:HB3	43:BR:107:ASP:OD2	2.19	0.42
43:BR:36:THR:CG2	43:BR:37:THR:H	2.31	0.42
37:BS:110:THR:C	37:BS:116:PHE:CD1	2.93	0.42
37:BS:90:LEU:HD23	37:BS:93:GLN:HE21	1.84	0.42
37:BS:93:GLN:OE1	37:BS:94:GLU:N	2.51	0.42
44:BU:32:TYR:N	44:BU:32:TYR:CD2	2.79	0.42
44:BU:33:ARG:CA	44:BU:36:PHE:CD1	3.02	0.42
44:BU:47:TYR:HA	44:BU:50:ARG:HG3	2.00	0.42
39:BW:110:LYS:HD2	39:BW:110:LYS:HA	1.80	0.42
42:BZ:100:THR:CG2	42:BZ:137:ASP:CG	2.79	0.42
42:BZ:41:ARG:N	42:BZ:41:ARG:CD	2.83	0.42
42:BZ:90:GLU:O	42:BZ:91:PRO:C	2.56	0.42
1:AA:512:U:H2'	1:AA:513:C:C6	2.54	0.42
1:AA:505:G:H4'	1:AA:534:U:C4	2.55	0.42
1:AA:576:G:C8	1:AA:881:G:H1'	2.52	0.42
1:AA:616:G:H1	1:AA:624:C:H42	1.67	0.42
1:AA:658:G:O2'	18:AO:22:THR:HB	2.20	0.42
1:AA:948:C:C6	1:AA:948:C:O5'	2.67	0.42
5:AB:15:VAL:HG21	5:AB:209:ARG:HB3	2.02	0.42
1:AA:407:G:O3'	7:AD:115:ARG:CB	2.68	0.42
7:AD:102:ASP:O	7:AD:117:ALA:HB1	2.19	0.42
7:AD:175:SER:O	7:AD:183:GLY:HA2	2.20	0.42
1:AA:1240:U:O4'	10:AG:42:ILE:HD11	2.18	0.42
13:AJ:64:GLU:OE1	17:AN:57:ARG:HB3	2.19	0.42
19:AP:36:ILE:HD12	19:AP:56:ALA:HB2	2.02	0.42
1:AA:1319:A:P	22:AS:5:LEU:HD22	2.59	0.42
2:AV:31:A:H5'	12:AI:127:LYS:HG3	1.89	0.42
46:B2:55:ARG:O	46:B2:57:LYS:N	2.53	0.42
46:B2:60:GLN:HE22	46:B2:65:ASP:HA	1.83	0.42
47:B3:53:LEU:O	47:B3:54:VAL:CG1	2.67	0.42
51:B6:37:LEU:HD23	51:B6:37:LEU:HA	1.79	0.42
26:BA:1162:G:H2'	26:BA:1163:G:C8	2.55	0.42
26:BA:1196:C:H4'	26:BA:1226:G:C6	2.54	0.42
26:BA:162:U:H4'	26:BA:171:G:N2	2.31	0.42
26:BA:1974:C:H6	26:BA:1974:C:O5'	2.02	0.42
26:BA:961:C:C5	26:BA:2031:A:C2	3.07	0.42
26:BA:2256:G:N2	26:BA:2257:U:H1'	2.33	0.42
26:BA:2267:A:O5'	26:BA:2268:A:OP1	2.35	0.42
26:BA:2533:A:N7	26:BA:2534:A:C5	2.88	0.42

*Continued on next page...*



Continued from previous page...

Atom-1	Atom-2	Interatomic distance (Å)	Clash overlap (Å)
26:BA:2547:U:C4	26:BA:2566:A:C5	3.08	0.42
26:BA:2554:U:C4	26:BA:2555:U:O4	2.73	0.42
26:BA:2554:U:O4	26:BA:2555:U:O4	2.37	0.42
26:BA:1672:C:C2	26:BA:2582:G:O4'	2.68	0.42
26:BA:2692:C:O2	26:BA:2847:U:H4'	2.20	0.42
26:BA:281:G:C8	26:BA:281:G:O5'	2.72	0.42
26:BA:285:C:H2'	26:BA:286:C:N1	2.35	0.42
26:BA:322:A:C4	26:BA:341:G:N9	2.88	0.42
26:BA:412:A:H2'	26:BA:413:C:O4'	2.19	0.42
26:BA:465:G:C6	26:BA:466:A:N6	2.87	0.42
26:BA:480:A:H3'	26:BA:481:G:H5''	2.00	0.42
26:BA:492:A:H61	39:BW:49:LYS:CE	2.32	0.42
26:BA:751:A:C2	26:BA:789:A:C5	3.07	0.42
26:BA:826:U:C6	26:BA:828:U:C6	3.07	0.42
27:BD:183:ILE:C	27:BD:184:LEU:CD2	2.75	0.42
28:BE:42:ALA:HB1	28:BE:310:PHE:CA	2.43	0.42
28:BE:77:PRO:CB	28:BE:187:HIS:CA	2.98	0.42
28:BE:87:GLU:CD	28:BE:87:GLU:H	2.22	0.42
28:BE:96:LEU:O	28:BE:97:THR:CG2	2.67	0.42
29:BF:37:ALA:HB2	29:BF:102:LEU:HB2	1.93	0.42
25:BB:41:U:C4	30:BG:50:VAL:HB	2.54	0.42
30:BG:78:GLU:O	30:BG:81:GLU:HB2	2.19	0.42
31:BH:88:LEU:HD22	31:BH:128:THR:HA	2.00	0.42
31:BH:162:ARG:HB3	31:BH:166:GLU:CG	2.43	0.42
31:BH:73:ASN:CG	31:BH:137:LYS:HZ2	2.20	0.42
31:BH:7:PRO:C	31:BH:8:ILE:HG13	2.38	0.42
32:BI:31:PHE:O	32:BI:32:LYS:C	2.56	0.42
55:BK:89:SER:O	55:BK:95:LYS:NZ	2.48	0.42
33:BN:108:PRO:CD	33:BN:109:TYR:H	2.32	0.42
33:BN:90:LYS:HD3	33:BN:95:ARG:NE	2.34	0.42
34:BO:3:GLN:O	34:BO:21:VAL:HB	2.19	0.42
34:BO:64:ARG:CD	34:BO:81:GLU:OE1	2.67	0.42
36:BQ:54:VAL:CG1	36:BQ:54:VAL:O	2.67	0.42
36:BQ:65:ARG:HE	36:BQ:85:ILE:HG21	1.83	0.42
38:BT:31:PHE:HD2	38:BT:32:CYS:SG	2.42	0.42
44:BU:106:PHE:C	44:BU:108:ALA:N	2.73	0.42
44:BU:29:SER:HG	44:BU:30:LYS:H	1.66	0.42
44:BU:87:ASN:O	44:BU:88:ILE:HD13	2.20	0.42
45:BV:30:GLY:O	45:BV:31:ASP:C	2.53	0.42
45:BV:59:GLU:HG2	45:BV:99:GLN:HA	2.00	0.42
45:BV:66:GLY:HA2	45:BV:93:ILE:HG13	2.01	0.42

Continued on next page...



*Continued from previous page...*

Atom-1	Atom-2	Interatomic distance (Å)	Clash overlap (Å)
45:BV:93:ILE:CD1	45:BV:93:ILE:N	2.82	0.42
39:BW:30:GLU:O	39:BW:33:ARG:CB	2.65	0.42
39:BW:90:ARG:HB3	39:BW:90:ARG:CZ	2.41	0.42
40:BX:50:GLU:OE1	40:BX:50:GLU:N	2.52	0.42
41:BY:46:ASP:N	41:BY:62:VAL:HG21	2.34	0.42
1:AA:1115:C:H2'	1:AA:1116:C:O4'	2.20	0.42
1:AA:1164:G:H1	1:AA:1172:C:H42	1.67	0.42
1:AA:280:C:O4'	20:AQ:38:ARG:NH2	2.53	0.42
1:AA:520:A:N6	1:AA:529:G:C2	2.87	0.42
1:AA:578:C:H2'	1:AA:579:G:H8	1.82	0.42
1:AA:973:G:H3'	1:AA:974:A:H5''	2.00	0.42
1:AA:410:G:P	7:AD:25:ARG:CZ	2.92	0.42
7:AD:34:GLU:O	7:AD:35:ARG:HB2	2.20	0.42
1:AA:940:C:OP2	10:AG:102:ARG:HD3	2.20	0.42
1:AA:1198:G:O2'	13:AJ:55:LYS:HE3	2.20	0.42
2:AV:76:A:N1	26:BA:2251:G:C6	2.86	0.42
3:AW:65:G:O6	3:AW:66:A:N7	2.22	0.42
48:B0:30:VAL:CG1	48:B0:63:SER:OG	2.67	0.42
47:B3:48:GLU:O	47:B3:51:ALA:HB2	2.19	0.42
47:B3:8:LEU:CA	47:B3:54:VAL:CG1	2.85	0.42
49:B4:14:ILE:HG21	49:B4:37:SER:CA	2.49	0.42
26:BA:125:G:H5'	52:B7:19:ARG:HD2	2.01	0.42
52:B7:24:THR:OG1	52:B7:26:SER:OG	2.33	0.42
53:B8:16:ILE:CG2	53:B8:17:THR:N	2.82	0.42
26:BA:1129:A:H4'	26:BA:2516:G:H5'	2.02	0.42
26:BA:1358:G:C5	26:BA:1371:G:C5	3.08	0.42
26:BA:1637:A:O3'	26:BA:2711:A:C4'	2.65	0.42
26:BA:1755:A:H8	26:BA:1755:A:OP2	2.02	0.42
26:BA:1968:G:H3'	26:BA:1968:G:H8	1.85	0.42
26:BA:1971:A:H8	26:BA:1971:A:H3'	1.84	0.42
26:BA:2217:G:C2'	26:BA:2218:G:C5'	2.97	0.42
26:BA:2251:G:C2	26:BA:2252:G:C2	3.07	0.42
26:BA:2314:C:H5'	30:BG:22:VAL:HG21	2.02	0.42
26:BA:2348:U:C2'	26:BA:2349:G:H5'	2.49	0.42
26:BA:2403:C:C5	26:BA:2415:G:C2	3.07	0.42
26:BA:2444:G:C6	26:BA:2445:G:N1	2.87	0.42
26:BA:2509:G:N2	26:BA:2510:C:C1'	2.82	0.42
26:BA:2606:C:C6	26:BA:2606:C:C4'	3.02	0.42
26:BA:2848:G:C2	26:BA:2849:U:N3	2.67	0.42
26:BA:2886:G:C2	26:BA:2887:U:C5	3.07	0.42
26:BA:359:A:C2	26:BA:361:G:C2	3.08	0.42

*Continued on next page...*



*Continued from previous page...*

Atom-1	Atom-2	Interatomic distance (Å)	Clash overlap (Å)
26:BA:371:A:H5''	26:BA:423:A:C8	2.54	0.42
26:BA:451:C:H2'	26:BA:452:G:N7	2.34	0.42
26:BA:500:G:H3'	26:BA:500:G:C8	2.55	0.42
26:BA:729:G:C5	27:BD:207:ALA:CA	3.00	0.42
26:BA:803:U:H2'	26:BA:804:A:C5'	2.33	0.42
28:BE:202:ALA:CB	28:BE:262:THR:HB	2.49	0.42
26:BA:2511:U:H5'	28:BE:223:LYS:HE2	2.00	0.42
28:BE:222:ARG:NH2	28:BE:234:ARG:CB	2.71	0.42
28:BE:242:ASN:N	28:BE:243:PRO:CD	2.81	0.42
28:BE:270:ASP:O	28:BE:271:ILE:CG1	2.66	0.42
30:BG:57:THR:CG2	30:BG:58:VAL:N	2.62	0.42
30:BG:55:LYS:O	30:BG:65:GLU:CA	2.67	0.42
30:BG:55:LYS:H	30:BG:65:GLU:HG2	1.85	0.42
31:BH:104:LEU:HD23	31:BH:151:ARG:HD2	2.02	0.42
31:BH:10:ILE:HD11	31:BH:49:ILE:HG21	2.01	0.42
32:BI:3:VAL:CG2	32:BI:19:LYS:O	2.68	0.42
32:BI:70:GLU:CG	32:BI:71:GLN:N	2.78	0.42
32:BI:82:LYS:O	32:BI:83:ALA:CB	2.68	0.42
55:BK:87:LYS:HB3	55:BK:88:GLY:H	1.68	0.42
26:BA:2484:G:O2'	36:BQ:60:ALA:HB1	2.19	0.42
43:BR:74:LYS:O	43:BR:75:LEU:C	2.58	0.42
37:BS:27:LEU:HD13	37:BS:28:LYS:CA	2.49	0.42
37:BS:83:LEU:C	37:BS:85:GLY:N	2.71	0.42
44:BU:7:GLY:O	44:BU:9:VAL:CG2	2.52	0.42
45:BV:35:LEU:O	45:BV:60:VAL:HA	2.19	0.42
45:BV:94:LYS:N	45:BV:95:ILE:CD1	2.81	0.42
39:BW:105:VAL:CG2	39:BW:105:VAL:O	2.68	0.42
39:BW:23:LEU:HD11	39:BW:35:ILE:CG2	2.49	0.42
39:BW:41:LYS:O	39:BW:42:ARG:C	2.55	0.42
40:BX:7:HIS:CG	40:BX:8:PRO:CD	3.01	0.42
41:BY:34:GLU:O	41:BY:35:TYR:HD2	1.94	0.42
42:BZ:101:THR:HB	42:BZ:103:ARG:HD3	2.01	0.42
42:BZ:118:HIS:CD2	42:BZ:168:VAL:HA	2.54	0.42
42:BZ:151:ASP:CA	42:BZ:153:LYS:HZ2	2.32	0.42
42:BZ:71:MET:HG2	42:BZ:78:PRO:HD3	0.44	0.42
1:AA:1277:C:C1'	1:AA:1282:C:C2	2.86	0.42
1:AA:1506:U:O4	1:AA:1521:G:H5''	2.20	0.42
1:AA:162:A:C1'	1:AA:348:G:O2'	2.65	0.42
1:AA:590:C:H5''	11:AH:30:ARG:HD2	2.02	0.42
1:AA:686:U:O2	14:AK:42:TRP:CZ2	2.72	0.42
7:AD:187:ARG:O	7:AD:189:PRO:N	2.53	0.42

*Continued on next page...*



*Continued from previous page...*

Atom-1	Atom-2	Interatomic distance (Å)	Clash overlap (Å)
1:AA:276:G:H5'	20:AQ:15:MET:SD	2.60	0.42
20:AQ:25:ARG:HB3	20:AQ:38:ARG:HB3	2.01	0.42
1:AA:1320:C:C4	22:AS:72:GLY:HA3	2.50	0.42
49:B4:14:ILE:CG2	49:B4:37:SER:C	2.87	0.42
49:B4:5:LEU:HG	49:B4:8:LYS:N	2.35	0.42
51:B6:46:LYS:C	51:B6:47:HIS:HD1	2.23	0.42
26:BA:1071:G:C2'	26:BA:1090:U:OP1	2.66	0.42
26:BA:1131:G:H4'	26:BA:1132:A:OP1	2.19	0.42
26:BA:1259:G:C4	26:BA:1260:G:C8	3.08	0.42
26:BA:1315:C:H2'	26:BA:1316:U:C6	2.54	0.42
26:BA:1367:A:O2'	52:B7:25:LYS:HD3	2.19	0.42
26:BA:138:G:C2'	26:BA:139:G:H4'	2.37	0.42
26:BA:1300:U:H2'	26:BA:1634:A:O2'	2.19	0.42
26:BA:1858:G:C2	26:BA:1885:A:C5	3.07	0.42
26:BA:2075:U:O4	26:BA:2238:G:C6	2.72	0.42
26:BA:2321:G:H21	26:BA:2322:A:H1'	1.83	0.42
26:BA:2353:G:H8	26:BA:2353:G:O5'	2.03	0.42
26:BA:2361:A:C2	26:BA:2362:G:N9	2.87	0.42
26:BA:2370:G:C6	26:BA:2371:G:C5	3.08	0.42
26:BA:2400:G:C2	26:BA:2401:U:C2	3.07	0.42
26:BA:2408:U:C2'	26:BA:2409:G:O5'	2.68	0.42
26:BA:2064:C:C1'	26:BA:2450:A:C6	2.77	0.42
26:BA:2494:G:H21	26:BA:2495:G:C1'	2.32	0.42
26:BA:2512:C:OP1	28:BE:219:VAL:CG1	2.61	0.42
26:BA:2634:G:O2'	26:BA:2635:C:C5'	2.68	0.42
26:BA:1638:C:C3'	26:BA:2709:G:N2	2.68	0.42
26:BA:1033:U:H6	26:BA:2750:A:H2	1.49	0.42
26:BA:2816:C:C2	26:BA:2831:G:N2	2.87	0.42
26:BA:2892:A:H3'	26:BA:2893:G:H8	1.84	0.42
26:BA:5:A:C2	26:BA:2899:G:C2	3.08	0.42
26:BA:515:A:H3'	26:BA:516:C:C6	2.54	0.42
26:BA:533:G:P	44:BU:25:TRP:HB2	2.59	0.42
26:BA:681:G:H1	26:BA:796:C:H42	1.65	0.42
26:BA:76:C:O2'	46:B2:55:ARG:N	2.53	0.42
27:BD:131:LEU:HG	27:BD:187:CYS:CB	2.43	0.42
27:BD:144:GLU:OE1	27:BD:144:GLU:C	2.57	0.42
27:BD:171:VAL:C	27:BD:182:MET:HG2	2.40	0.42
26:BA:1566:A:N1	27:BD:212:HIS:CG	2.82	0.42
27:BD:80:ILE:CD1	27:BD:82:TYR:CD1	2.95	0.42
28:BE:211:GLN:HG2	28:BE:212:GLY:N	2.21	0.42
26:BA:2578:G:C6	28:BE:237:ASN:ND2	2.85	0.42

*Continued on next page...*



*Continued from previous page...*

Atom-1	Atom-2	Interatomic distance (Å)	Clash overlap (Å)
26:BA:2784:C:H5'	28:BE:95:PRO:O	2.20	0.42
29:BF:34:ALA:HB1	29:BF:110:ALA:HB1	1.84	0.42
29:BF:33:LYS:C	29:BF:36:ARG:HG2	2.40	0.42
29:BF:63:SER:O	29:BF:64:GLY:C	2.57	0.42
30:BG:19:GLU:N	30:BG:135:VAL:HG21	2.34	0.42
30:BG:149:ARG:C	30:BG:151:ILE:N	2.66	0.42
30:BG:51:ARG:HH11	30:BG:72:LYS:HB2	1.82	0.42
30:BG:49:PRO:CG	30:BG:72:LYS:H	2.31	0.42
31:BH:101:LYS:HG3	31:BH:116:PRO:CD	2.49	0.42
32:BI:1:MET:HG3	32:BI:3:VAL:HG22	1.96	0.42
32:BI:92:SER:H	32:BI:122:ARG:NH2	2.18	0.42
36:BQ:72:VAL:HB	36:BQ:83:PHE:CZ	2.55	0.42
43:BR:20:LEU:HD22	43:BR:24:GLN:CG	2.41	0.42
37:BS:58:LEU:HD11	37:BS:92:ALA:HA	2.00	0.42
37:BS:97:VAL:O	37:BS:98:GLU:CG	2.68	0.42
38:BT:21:PHE:HB2	38:BT:31:PHE:CD1	2.52	0.42
26:BA:514:A:C3'	44:BU:32:TYR:OH	2.67	0.42
45:BV:58:ALA:O	45:BV:100:GLY:O	2.38	0.42
41:BY:32:ARG:HG2	41:BY:33:GLU:H	1.84	0.42
42:BZ:94:VAL:O	42:BZ:123:VAL:N	2.37	0.42
1:AA:1164:G:H1	1:AA:1172:C:N4	2.17	0.42
1:AA:236:G:H2'	1:AA:237:C:C6	2.55	0.42
5:AB:80:ILE:CG2	5:AB:212:GLN:HG2	2.49	0.42
5:AB:51:LEU:O	5:AB:55:PHE:HD1	2.02	0.42
5:AB:82:ARG:HD2	5:AB:92:TYR:HE1	1.84	0.42
1:AA:542:G:P	7:AD:41:GLY:HA2	2.57	0.42
1:AA:1240:U:N3	10:AG:30:ILE:O	2.45	0.42
12:AI:114:TYR:CD1	13:AJ:60:ARG:HB3	2.55	0.42
1:AA:668:G:C5'	18:AO:48:LYS:O	2.66	0.42
19:AP:55:ARG:O	19:AP:59:TRP:HD1	2.03	0.42
48:B0:18:PRO:O	48:B0:19:LYS:CB	2.68	0.42
46:B2:43:PRO:C	46:B2:45:ARG:N	2.71	0.42
47:B3:39:ASP:O	47:B3:40:THR:O	2.38	0.42
47:B3:6:VAL:CG2	47:B3:55:ARG:O	2.63	0.42
50:B5:3:LYS:O	50:B5:4:HIS:C	2.58	0.42
51:B6:44:ALA:O	51:B6:45:LYS:O	2.38	0.42
51:B6:39:LYS:C	51:B6:50:PHE:CD1	2.93	0.42
53:B8:15:LYS:HE3	53:B8:15:LYS:HB2	1.73	0.42
26:BA:1024:G:H3'	26:BA:1025:G:C5'	2.50	0.42
26:BA:1500:G:N2	27:BD:97:ASP:CG	2.60	0.42
26:BA:1559:G:N3	26:BA:1559:G:H2'	2.35	0.42

*Continued on next page...*



*Continued from previous page...*

Atom-1	Atom-2	Interatomic distance (Å)	Clash overlap (Å)
26:BA:1612:C:H2'	52:B7:3:ARG:CD	2.26	0.42
26:BA:1771:C:H2'	26:BA:1772:G:H8	1.85	0.42
26:BA:563:G:O6	26:BA:2018:G:N7	2.52	0.42
26:BA:2249:U:O4	26:BA:2253:G:OP1	2.38	0.42
26:BA:2257:U:HO2'	26:BA:2258:C:C4'	2.32	0.42
26:BA:2277:G:OP1	36:BQ:94:ARG:NH2	2.53	0.42
26:BA:2436:G:N2	26:BA:2437:U:C2	2.87	0.42
26:BA:2465:C:O2'	26:BA:2466:C:P	2.76	0.42
26:BA:2488:A:C6	26:BA:2489:G:C6	3.08	0.42
26:BA:2447:G:O2'	26:BA:2499:C:OP2	2.23	0.42
26:BA:2510:C:O2'	28:BE:223:LYS:HE3	2.19	0.42
26:BA:2525:G:O2'	26:BA:2742:C:C1'	2.67	0.42
26:BA:2581:G:N3	26:BA:2581:G:C2'	2.76	0.42
26:BA:2617:C:O2'	28:BE:245:ARG:NH1	2.52	0.42
26:BA:2622:C:H2'	26:BA:2623:G:O5'	2.20	0.42
26:BA:2680:C:C5'	28:BE:302:GLY:CA	2.98	0.42
26:BA:2729:G:H8	26:BA:2729:G:O5'	2.02	0.42
26:BA:337:C:P	41:BY:24:ARG:HB3	2.60	0.42
26:BA:492:A:N1	39:BW:49:LYS:NZ	2.62	0.42
26:BA:774:A:O2'	26:BA:775:G:H8	2.02	0.42
27:BD:82:TYR:HA	27:BD:89:ASN:HB3	2.01	0.42
27:BD:89:ASN:ND2	27:BD:199:ARG:CZ	2.83	0.42
28:BE:211:GLN:CG	28:BE:212:GLY:H	2.18	0.42
29:BF:215:ALA:HB2	29:BF:239:ALA:N	2.32	0.42
29:BF:39:GLN:O	29:BF:42:ARG:HB3	2.19	0.42
29:BF:52:ALA:O	29:BF:55:ARG:CB	2.68	0.42
29:BF:52:ALA:C	29:BF:54:LEU:N	2.73	0.42
29:BF:6:TYR:O	29:BF:11:ASN:N	2.52	0.42
26:BA:673:C:C2'	29:BF:82:GLN:OE1	2.68	0.42
30:BG:40:ILE:O	30:BG:44:ILE:HG13	2.19	0.42
30:BG:71:ALA:O	30:BG:72:LYS:HE3	2.17	0.42
32:BI:103:GLN:O	32:BI:104:ALA:O	2.38	0.42
26:BA:1059:G:N2	55:BK:127:ILE:O	2.52	0.42
55:BK:89:SER:C	55:BK:95:LYS:HD3	2.40	0.42
33:BN:10:VAL:CG1	33:BN:36:VAL:CB	2.88	0.42
26:BA:142(A):A:H1'	33:BN:18:ILE:HD11	2.02	0.42
33:BN:80:LYS:O	33:BN:84:ARG:CG	2.44	0.42
26:BA:558:G:O5'	33:BN:91:LYS:HB2	2.20	0.42
34:BO:105:GLU:HB2	34:BO:106:LEU:H	1.57	0.42
34:BO:45:ASP:OD1	34:BO:45:ASP:O	2.37	0.42
36:BQ:117:GLY:O	36:BQ:118:ALA:CB	2.66	0.42

*Continued on next page...*



*Continued from previous page...*

Atom-1	Atom-2	Interatomic distance (Å)	Clash overlap (Å)
43:BR:41:ALA:C	43:BR:43:GLU:N	2.73	0.42
38:BT:11:THR:CG2	38:BT:12:ASP:N	2.58	0.42
44:BU:47:TYR:HE2	44:BU:50:ARG:NH1	2.16	0.42
26:BA:995:C:P	44:BU:54:LYS:NZ	2.93	0.42
45:BV:43:GLU:N	45:BV:44:GLN:NE2	2.68	0.42
39:BW:46:PHE:O	39:BW:48:ALA:N	2.53	0.42
39:BW:68:ARG:HH21	39:BW:110:LYS:CG	2.29	0.42
40:BX:14:ALA:HA	40:BX:17:ASP:CB	2.48	0.42
41:BY:105:ASP:OD1	41:BY:105:ASP:N	2.53	0.42
1:AA:1085:U:H5'	1:AA:1094:G:N3	2.34	0.42
1:AA:1143:G:H2'	1:AA:1144:G:H8	1.84	0.42
1:AA:1223:C:H5''	1:AA:1224:G:H5''	2.00	0.42
1:AA:1308:U:H5'	16:AM:110:ARG:CZ	2.47	0.42
1:AA:1337:G:H3'	1:AA:1338:G:P	2.43	0.42
1:AA:975:A:N9	1:AA:1357:A:C2	2.88	0.42
1:AA:450:G:O6	1:AA:481:G:H2'	2.20	0.42
1:AA:832:C:H1'	1:AA:855:G:N2	2.35	0.42
1:AA:991:U:OP1	1:AA:1018:C:OP1	2.38	0.42
5:AB:162:ILE:HD13	5:AB:162:ILE:N	2.35	0.42
7:AD:70:ILE:CD1	7:AD:100:ARG:NH2	2.82	0.42
1:AA:1070:U:C5'	8:AE:18:ARG:HH12	2.20	0.42
1:AA:932:C:N4	10:AG:3:ARG:NH2	2.68	0.42
15:AL:97:ARG:O	15:AL:97:ARG:HG2	2.20	0.42
1:AA:1221:G:C4'	22:AS:36:ARG:HH12	2.33	0.42
22:AS:64:GLU:HG3	22:AS:65:ASN:N	2.35	0.42
24:AU:5:ASP:O	24:AU:11:GLY:HA3	2.19	0.42
24:AU:6:ARG:HH11	24:AU:15:ARG:HH22	1.66	0.42
48:B0:33:ALA:CB	48:B0:66:LYS:N	2.77	0.42
46:B2:59:ILE:CG2	46:B2:60:GLN:N	2.71	0.42
47:B3:47:VAL:N	47:B3:48:GLU:OE1	2.52	0.42
49:B4:5:LEU:CD1	49:B4:60:ASN:ND2	2.67	0.42
51:B6:40:TYR:CA	51:B6:50:PHE:CE1	3.03	0.42
26:BA:1022:G:N1	26:BA:1140:C:C6	2.88	0.42
26:BA:1278:A:OP1	43:BR:36:THR:CB	2.61	0.42
26:BA:489:G:H1'	26:BA:1284:A:N7	2.35	0.42
26:BA:1586:A:O2'	26:BA:1587:A:C8	2.72	0.42
26:BA:1924:C:C4	26:BA:1925:C:N4	2.88	0.42
26:BA:205:G:O2'	26:BA:206:U:P	2.78	0.42
26:BA:2181:G:C2'	26:BA:2182:G:H5''	2.49	0.42
26:BA:221:A:H8	26:BA:221:A:H3'	1.85	0.42
26:BA:2385:C:O2	26:BA:2386:C:N1	2.49	0.42

*Continued on next page...*



*Continued from previous page...*

Atom-1	Atom-2	Interatomic distance (Å)	Clash overlap (Å)
26:BA:2531:A:C2	26:BA:2532:G:C1'	3.02	0.42
26:BA:2522:U:C2	26:BA:2543:G:O6	2.73	0.42
26:BA:2571:C:O2	26:BA:2574:G:H1'	2.20	0.42
26:BA:2649:U:C2	26:BA:2650:U:C5	3.07	0.42
26:BA:2652:C:C4	26:BA:2653:U:C5	2.90	0.42
26:BA:1629:U:O2	26:BA:2698:U:C4'	2.68	0.42
26:BA:270(C):C:H2'	26:BA:270(D):C:C6	2.54	0.42
26:BA:2737:G:O6	26:BA:2738:A:N6	2.52	0.42
26:BA:2744:G:O2'	26:BA:2745:C:H5'	2.20	0.42
26:BA:2774:C:C2'	26:BA:2775:A:H8	2.30	0.42
26:BA:2817:G:C4	26:BA:2818:G:C8	3.08	0.42
26:BA:295:G:C8	26:BA:345:A:C2	3.08	0.42
26:BA:530:G:C5'	26:BA:561:G:O6	2.59	0.42
26:BA:618(A):C:N4	26:BA:619:G:H21	2.18	0.42
26:BA:686:G:C8	52:B7:6:GLN:O	2.73	0.42
26:BA:734:A:H2'	26:BA:735:A:H8	1.83	0.42
26:BA:752:A:C8	26:BA:752:A:O5'	2.72	0.42
26:BA:777:A:N7	26:BA:793:A:H2	2.17	0.42
27:BD:134:ILE:CG2	27:BD:135:PRO:CD	2.93	0.42
27:BD:156:ALA:C	27:BD:158:GLY:H	2.23	0.42
29:BF:100:LEU:HA	29:BF:100:LEU:HD23	1.66	0.42
29:BF:111:VAL:O	29:BF:115:LEU:HD23	2.19	0.42
29:BF:22:PHE:O	29:BF:24:THR:OG1	2.38	0.42
29:BF:45:ASP:HB3	29:BF:98:ARG:HG3	2.01	0.42
30:BG:150:SER:O	30:BG:151:ILE:O	2.37	0.42
31:BH:43:THR:HG21	31:BH:51:VAL:O	2.20	0.42
31:BH:90:GLY:HA2	31:BH:159:LYS:CD	2.47	0.42
32:BI:110:LEU:HD23	32:BI:111:ASP:N	2.35	0.42
55:BK:36:MET:SD	55:BK:40:LYS:CD	3.08	0.42
55:BK:13:LEU:O	55:BK:54:LEU:O	2.38	0.42
55:BK:97:VAL:CA	55:BK:99:LYS:HZ2	2.32	0.42
33:BN:137:GLU:O	33:BN:140:GLY:N	2.42	0.42
26:BA:1137:G:P	33:BN:60:ARG:NH2	2.90	0.42
33:BN:82:THR:O	33:BN:85:GLY:HA3	2.20	0.42
35:BP:128:GLY:O	35:BP:132:LYS:CD	2.65	0.42
35:BP:65:ASP:HB3	35:BP:109:LEU:N	2.35	0.42
36:BQ:57:ARG:O	36:BQ:60:ALA:HB3	2.20	0.42
37:BS:10:MET:O	37:BS:11:ARG:C	2.55	0.42
37:BS:22:GLN:CA	37:BS:22:GLN:OE1	2.67	0.42
38:BT:29:THR:HB	38:BT:31:PHE:HE1	1.83	0.42
44:BU:16:LYS:HB3	44:BU:17:VAL:H	1.39	0.42

*Continued on next page...*



*Continued from previous page...*

Atom-1	Atom-2	Interatomic distance (Å)	Clash overlap (Å)
44:BU:72:HIS:ND1	44:BU:110:VAL:CG1	2.81	0.42
44:BU:94:VAL:CA	44:BU:98:ILE:HD11	2.45	0.42
45:BV:41:GLY:CA	45:BV:54:TYR:CE1	3.03	0.42
41:BY:92:ASP:C	41:BY:94:SER:N	2.73	0.42
42:BZ:171:VAL:O	42:BZ:171:VAL:CG2	2.68	0.42
1:AA:1002:G:H2'	1:AA:1003:G:O4'	2.20	0.42
1:AA:983:A:H1'	1:AA:1049:U:O2	2.19	0.42
1:AA:426:G:O2'	7:AD:42:GLN:CG	2.68	0.42
1:AA:509:A:O2'	1:AA:510:A:H5'	2.20	0.42
1:AA:819:A:N1	1:AA:1529:G:N7	2.68	0.42
1:AA:244:U:C6	1:AA:894:G:C2	3.07	0.42
6:AC:106:VAL:CG1	6:AC:107:GLN:N	2.82	0.42
6:AC:153:VAL:HB	6:AC:166:GLU:HB3	2.01	0.42
7:AD:68:TYR:CE2	7:AD:97:LEU:HB3	2.54	0.42
8:AE:26:PHE:HB2	8:AE:27:ARG:H	1.73	0.42
15:AL:75:HIS:HB3	15:AL:102:ARG:HH12	1.83	0.42
2:AV:75:C:P	26:BA:2602:A:H5'	2.60	0.42
3:AW:37:YYG:H32	3:AW:38:A:O4'	2.20	0.42
26:BA:76:C:HO2'	46:B2:55:ARG:CA	2.23	0.42
47:B3:44:ARG:O	47:B3:48:GLU:CD	2.55	0.42
52:B7:28:ARG:O	52:B7:31:LEU:CB	2.68	0.42
53:B8:26:LYS:NZ	53:B8:44:LYS:H	1.93	0.42
54:B9:3:VAL:O	54:B9:4:ARG:C	2.48	0.42
26:BA:1056:G:O6	26:BA:1102:C:OP2	2.37	0.42
26:BA:1129:A:H2	26:BA:2570:G:H8	1.62	0.42
26:BA:1203:G:N3	26:BA:1203:G:H3'	2.34	0.42
26:BA:1212:G:N7	26:BA:1235:G:O6	2.53	0.42
26:BA:1636:C:O2'	26:BA:1760:A:O2'	2.34	0.42
26:BA:1906:G:C2	26:BA:1929:G:O6	2.73	0.42
26:BA:197:A:H2'	26:BA:198:C:O4'	2.20	0.42
26:BA:2009:G:C6	26:BA:2010:G:N7	2.88	0.42
26:BA:2182:G:H2'	26:BA:2183:C:C2	2.55	0.42
26:BA:2263:C:C6	26:BA:2263:C:H5'	2.53	0.42
26:BA:227:A:H8	26:BA:227:A:O5'	2.02	0.42
26:BA:2395:C:H4'	49:B4:28:ARG:HD2	2.01	0.42
26:BA:2417:C:N4	26:BA:2418:A:N6	2.68	0.42
26:BA:2418:A:C2	26:BA:2419:U:O2	2.73	0.42
26:BA:2428:G:H1'	26:BA:2429:G:C6	2.55	0.42
26:BA:2458:G:H2'	26:BA:2490:G:H1	1.85	0.42
26:BA:2513:G:H2'	26:BA:2514:U:C6	2.55	0.42
26:BA:2537:U:C5	26:BA:2538:C:C5	3.08	0.42

*Continued on next page...*



*Continued from previous page...*

Atom-1	Atom-2	Interatomic distance (Å)	Clash overlap (Å)
26:BA:2635:C:N4	26:BA:2784:C:N4	2.65	0.42
26:BA:2648:C:C5	26:BA:2649:U:C4	3.08	0.42
26:BA:2684:U:C2'	26:BA:2685:G:O5'	2.67	0.42
26:BA:2703:C:H2'	26:BA:2704:C:C6	2.54	0.42
26:BA:2744:G:N1	26:BA:2745:C:N3	2.68	0.42
26:BA:1050:A:N1	26:BA:2751:G:C8	2.88	0.42
26:BA:2788:C:C3'	26:BA:2789:C:P	3.08	0.42
26:BA:279:C:H2'	26:BA:360:G:O6	2.19	0.42
26:BA:2691:C:O4'	26:BA:2872:G:C8	2.73	0.42
26:BA:342:G:C2	26:BA:343:C:C2	3.08	0.42
26:BA:624:C:O2	26:BA:657:U:H5''	2.20	0.42
26:BA:684:G:C4	26:BA:775:G:C6	3.08	0.42
26:BA:70:G:H5'	26:BA:75:G:H22	1.85	0.42
26:BA:85:G:OP1	41:BY:65:VAL:CG2	2.60	0.42
26:BA:863:A:H61	26:BA:913:U:H3	1.67	0.42
26:BA:965:C:C4'	26:BA:2273:A:C4	2.95	0.42
28:BE:112:LEU:C	28:BE:112:LEU:CD1	2.88	0.42
28:BE:242:ASN:O	28:BE:243:PRO:C	2.58	0.42
28:BE:193:PHE:HZ	28:BE:312:ARG:O	2.00	0.42
29:BF:52:ALA:O	29:BF:55:ARG:N	2.53	0.42
29:BF:84:VAL:N	29:BF:87:ARG:HE	2.17	0.42
29:BF:46:TYR:O	29:BF:92:PRO:HB2	2.19	0.42
30:BG:141:VAL:N	30:BG:144:ARG:HH11	2.15	0.42
31:BH:138:GLN:C	31:BH:140:VAL:N	2.72	0.42
31:BH:71:LEU:O	31:BH:74:MET:N	2.52	0.42
32:BI:80:PRO:C	32:BI:146:THR:O	2.58	0.42
33:BN:63:ILE:CG2	33:BN:71:TYR:CE1	3.03	0.42
33:BN:82:THR:HG1	33:BN:83:ILE:HG23	1.84	0.42
34:BO:63:VAL:HG22	34:BO:106:LEU:HD22	2.02	0.42
34:BO:21:VAL:HG13	34:BO:39:VAL:HG13	2.02	0.42
35:BP:73:VAL:O	35:BP:76:LEU:CB	2.65	0.42
35:BP:80:ASP:O	35:BP:92:ASP:HA	2.20	0.42
36:BQ:70:ARG:HD2	36:BQ:71:PHE:CE1	2.52	0.42
43:BR:70:LEU:HD23	43:BR:70:LEU:N	2.34	0.42
43:BR:99:LYS:HB3	50:B5:44:HIS:CE1	2.55	0.42
44:BU:28:ARG:C	44:BU:30:LYS:N	2.73	0.42
44:BU:9:VAL:O	44:BU:10:ARG:C	2.56	0.42
45:BV:18:ASP:HB3	45:BV:96:LEU:HA	2.00	0.42
39:BW:32:ALA:HB2	39:BW:35:ILE:HD11	1.94	0.42
39:BW:60:ASN:HB3	39:BW:61:ASN:OD1	2.19	0.42
41:BY:92:ASP:OD1	41:BY:94:SER:HB2	2.16	0.42

*Continued on next page...*



*Continued from previous page...*

Atom-1	Atom-2	Interatomic distance (Å)	Clash overlap (Å)
26:BA:328:U:O3'	41:BY:92:ASP:OD2	2.38	0.42
42:BZ:40:ASP:HB2	42:BZ:41:ARG:H	1.39	0.42
1:AA:127:G:C5'	1:AA:635:G:HO2'	2.32	0.42
1:AA:1340:A:OP1	3:AW:34:G:O2'	2.30	0.42
1:AA:15:G:C6	1:AA:1396:A:C6	3.07	0.42
1:AA:1398:A:H3'	1:AA:1398:A:C8	2.55	0.42
1:AA:1539:C:OP2	21:AR:54:ARG:NH1	2.53	0.42
1:AA:18:C:O2'	1:AA:1078:U:N3	2.52	0.42
1:AA:317:G:P	1:AA:353:A:N6	2.93	0.42
1:AA:328:C:H4'	1:AA:329:A:H5'	2.01	0.42
1:AA:489:C:H2'	1:AA:490:G:H8	1.85	0.42
1:AA:695:A:H2'	1:AA:696:A:H8	1.84	0.42
1:AA:870:U:H6	1:AA:870:U:O5'	2.02	0.42
1:AA:891:U:H5	1:AA:906:G:C2	2.38	0.42
1:AA:925:G:H1	1:AA:1391:U:H3	1.68	0.42
5:AB:28:PHE:CD2	5:AB:194:PRO:HG3	2.55	0.42
19:AP:9:PHE:HB2	19:AP:16:HIS:O	2.20	0.42
19:AP:7:ALA:HB3	19:AP:18:ARG:HB2	2.01	0.42
48:B0:29:GLU:OE1	48:B0:62:LEU:CD2	2.68	0.42
26:BA:2352:A:N1	48:B0:30:VAL:HG11	1.96	0.42
48:B0:30:VAL:HG13	48:B0:63:SER:HG	1.84	0.42
47:B3:20:LYS:CA	47:B3:23:LEU:HD12	2.36	0.42
49:B4:59:PHE:H	49:B4:62:ARG:NE	2.12	0.42
49:B4:5:LEU:HB2	49:B4:56:VAL:HG11	1.85	0.42
51:B6:8:ILE:C	51:B6:29:ARG:HH21	2.18	0.42
26:BA:110:G:C2	26:BA:111:A:C5	3.07	0.42
26:BA:120:U:C5	26:BA:150:C:N3	2.88	0.42
26:BA:1602:U:C6	26:BA:1602:U:H3'	2.55	0.42
26:BA:1603:A:C2'	26:BA:1604:C:H6	2.17	0.42
26:BA:1661:G:H1	26:BA:1999:C:N4	2.15	0.42
26:BA:1799:G:H1	27:BD:177:SER:CB	2.32	0.42
26:BA:1857:G:H2'	26:BA:1858:G:N7	2.31	0.42
26:BA:2092:U:C5	26:BA:2227:A:N6	2.88	0.42
26:BA:2218:G:C4	26:BA:2219:G:N7	2.88	0.42
26:BA:2431:U:P	26:BA:2432:A:OP2	2.78	0.42
26:BA:2479:G:O2'	26:BA:2480:C:O5'	2.38	0.42
26:BA:2487:G:H2'	26:BA:2488:A:C8	2.54	0.42
26:BA:2546:U:N3	26:BA:2567:G:N7	2.44	0.42
26:BA:2572:A:OP1	26:BA:2574:G:H4'	2.20	0.42
26:BA:2693:A:C4	26:BA:2694:G:N7	2.88	0.42
26:BA:2749:A:N7	26:BA:2750:A:C8	2.88	0.42

*Continued on next page...*



*Continued from previous page...*

Atom-1	Atom-2	Interatomic distance (Å)	Clash overlap (Å)
26:BA:2785:C:C1'	28:BE:100:TRP:NE1	2.48	0.42
26:BA:2812:G:C2'	26:BA:2813:A:O5'	2.68	0.42
26:BA:571:A:O4'	26:BA:2030:A:N6	2.52	0.42
26:BA:738:G:H2'	26:BA:739:G:O4'	2.20	0.42
26:BA:961:C:N4	26:BA:2031:A:H1'	2.35	0.42
28:BE:200:ASP:O	28:BE:311:PHE:C	2.58	0.42
28:BE:94:ARG:CB	28:BE:95:PRO:HD3	2.40	0.42
29:BF:115:LEU:O	29:BF:117:ALA:N	2.53	0.42
31:BH:142:GLU:O	31:BH:143:LEU:C	2.58	0.42
55:BK:122:GLU:HB3	55:BK:126:LYS:NZ	2.31	0.42
55:BK:52:MET:CE	55:BK:53:ILE:N	2.78	0.42
33:BN:17:CYS:O	33:BN:45:VAL:CG1	2.58	0.42
33:BN:38:VAL:C	33:BN:39:VAL:CG2	2.84	0.42
33:BN:50:GLU:HB2	33:BN:51:GLU:H	1.64	0.42
34:BO:7:ARG:C	34:BO:8:LEU:CD2	2.87	0.42
36:BQ:93:ILE:CG2	36:BQ:94:ARG:H	2.30	0.42
26:BA:957:A:OP2	36:BQ:94:ARG:O	2.38	0.42
43:BR:22:ARG:NH2	43:BR:69:ASP:HA	2.35	0.42
43:BR:75:LEU:O	43:BR:77:ARG:C	2.58	0.42
26:BA:2292:C:OP2	37:BS:25:ARG:NH2	2.53	0.42
38:BT:46:ALA:O	38:BT:49:LEU:N	2.38	0.42
39:BW:8:ARG:CB	39:BW:102:HIS:ND1	2.83	0.42
39:BW:46:PHE:O	39:BW:49:LYS:N	2.52	0.42
39:BW:68:ARG:O	39:BW:110:LYS:CA	2.66	0.42
40:BX:9:HIS:CB	40:BX:26:PHE:HA	2.42	0.42
41:BY:57:GLY:CA	41:BY:97:ARG:NH2	2.50	0.42
42:BZ:6:LYS:HA	42:BZ:31:SER:CB	2.48	0.42
1:AA:1406:U:H1'	1:AA:1518:A:O4'	2.20	0.41
1:AA:1451:A:C8	1:AA:1451:A:C3'	3.03	0.41
1:AA:294:U:OP1	1:AA:610:G:O2'	2.33	0.41
1:AA:302:G:H21	1:AA:556:C:C4'	2.33	0.41
1:AA:439:A:OP2	1:AA:494:G:N1	2.43	0.41
1:AA:563:A:C5	1:AA:567:G:H1'	2.55	0.41
1:AA:579:G:O5'	1:AA:728:A:O2'	2.36	0.41
1:AA:62:U:P	1:AA:385:C:O2'	2.77	0.41
1:AA:126:G:C4'	1:AA:634:C:H1'	2.50	0.41
1:AA:707:C:O3'	14:AK:20:TYR:CZ	2.72	0.41
5:AB:182:ILE:HA	5:AB:183:PRO:HD3	1.91	0.41
7:AD:104:VAL:HG12	7:AD:104:VAL:O	2.20	0.41
12:AI:55:ALA:HB3	12:AI:58:ARG:HE	1.85	0.41
16:AM:22:ILE:HG23	16:AM:67:GLU:HB2	2.01	0.41

*Continued on next page...*



*Continued from previous page...*

Atom-1	Atom-2	Interatomic distance (Å)	Clash overlap (Å)
46:B2:23:LEU:O	46:B2:24:LYS:C	2.56	0.41
26:BA:931:G:OP2	47:B3:27:GLY:HA3	2.19	0.41
50:B5:41:LEU:O	50:B5:42:SER:O	2.38	0.41
26:BA:2611:U:H5	50:B5:4:HIS:HE2	1.60	0.41
51:B6:8:ILE:CD1	51:B6:8:ILE:H	2.14	0.41
26:BA:594:U:C4'	53:B8:58:MET:CE	2.98	0.41
53:B8:6:THR:O	53:B8:8:LYS:C	2.59	0.41
26:BA:1299:G:H5'	26:BA:1301:A:H1'	2.00	0.41
26:BA:1365:A:H5''	49:B4:3:LYS:HE3	2.01	0.41
26:BA:1521:G:H3'	26:BA:1522:G:O4'	2.19	0.41
26:BA:1906:G:H1'	26:BA:1929:G:N7	2.34	0.41
26:BA:2077:A:N3	26:BA:2435:A:H8	2.16	0.41
26:BA:2317:C:C2'	26:BA:2318:G:C8	3.03	0.41
26:BA:2333:A:C4'	26:BA:2335:A:O4'	2.68	0.41
26:BA:2539:C:O2	26:BA:2539:C:H2'	2.20	0.41
26:BA:2567:G:N1	26:BA:2568:C:N4	2.68	0.41
26:BA:2576:G:H4'	26:BA:2577:A:H5'	2.01	0.41
26:BA:746:A:H2'	26:BA:2611:U:HO2'	1.83	0.41
26:BA:2616:C:O2	26:BA:2617:C:C6	2.73	0.41
26:BA:2694:G:H8	26:BA:2694:G:O5'	2.02	0.41
26:BA:2783:G:C4	26:BA:2784:C:C6	3.08	0.41
26:BA:2832:U:C1'	26:BA:2834:G:N2	2.62	0.41
26:BA:2837:G:C6	26:BA:2882:A:N1	2.88	0.41
26:BA:481:G:O2'	26:BA:482:A:C8	2.71	0.41
26:BA:566:U:P	45:BV:81:ARG:NH2	2.93	0.41
26:BA:618(A):C:C5	26:BA:619:G:N2	2.88	0.41
26:BA:586:A:C6	26:BA:809:G:O2'	2.60	0.41
26:BA:815:C:H5'	26:BA:1224:G:H22	1.83	0.41
27:BD:125:ILE:HG22	27:BD:126:GLY:H	1.80	0.41
26:BA:2786:U:H5'	28:BE:100:TRP:HB2	2.01	0.41
28:BE:87:GLU:CA	28:BE:93:GLN:N	2.75	0.41
29:BF:200:PRO:HB3	29:BF:205:ARG:HD3	2.02	0.41
29:BF:168:ARG:CA	29:BF:233:THR:HG22	2.48	0.41
29:BF:44:GLN:HB3	29:BF:45:ASP:H	1.76	0.41
30:BG:25:MET:SD	30:BG:128:LEU:CB	3.08	0.41
30:BG:140:ARG:CB	30:BG:144:ARG:HH12	2.33	0.41
31:BH:91:VAL:C	31:BH:159:LYS:HZ2	2.23	0.41
55:BK:135:MET:HE3	55:BK:137:ILE:HG13	2.02	0.41
55:BK:96:ILE:HG23	55:BK:138:GLU:HG3	1.71	0.41
55:BK:18:ALA:HB3	55:BK:43:ASN:ND2	2.35	0.41
33:BN:23:ALA:O	33:BN:26:VAL:HG23	2.20	0.41

*Continued on next page...*



*Continued from previous page...*

Atom-1	Atom-2	Interatomic distance (Å)	Clash overlap (Å)
33:BN:41:ALA:O	33:BN:44:ALA:N	2.53	0.41
34:BO:116:SER:O	34:BO:117:LEU:C	2.58	0.41
34:BO:17:ARG:CZ	34:BO:46:ALA:C	2.89	0.41
35:BP:55:GLN:HG3	35:BP:56:LYS:N	2.35	0.41
36:BQ:72:VAL:CB	36:BQ:83:PHE:HZ	2.33	0.41
43:BR:86:ARG:O	43:BR:87:TYR:HD2	2.03	0.41
41:BY:47:THR:C	41:BY:48:VAL:HG23	2.33	0.41
1:AA:1241:G:H2'	1:AA:1242:C:C6	2.55	0.41
1:AA:36:C:O2'	1:AA:501:C:H5''	2.19	0.41
1:AA:392:G:H5'	19:AP:12:LYS:NZ	2.34	0.41
1:AA:79:G:H2'	1:AA:80:G:H8	1.85	0.41
1:AA:892:A:C2	1:AA:893:C:C2	3.09	0.41
1:AA:932:C:H5'	10:AG:3:ARG:HB3	2.01	0.41
7:AD:3:ARG:CB	7:AD:118:ARG:HH11	2.33	0.41
7:AD:3:ARG:CB	7:AD:118:ARG:NH1	2.83	0.41
7:AD:63:LYS:O	7:AD:67:ILE:HG13	2.20	0.41
11:AH:29:SER:HB3	11:AH:32:LYS:HG2	2.03	0.41
1:AA:564:C:C4'	11:AH:91:ARG:NH2	2.81	0.41
1:AA:1202:G:H21	17:AN:27:CYS:HB2	1.85	0.41
1:AA:1320:C:H1'	22:AS:73:GLU:CA	2.50	0.41
48:B0:67:VAL:HG11	48:B0:74:LYS:HE2	2.02	0.41
46:B2:28:LEU:O	46:B2:29:ASN:C	2.59	0.41
46:B2:34:GLN:HB2	46:B2:35:ALA:H	1.73	0.41
26:BA:988:A:H62	47:B3:13:ILE:CG2	2.33	0.41
49:B4:16:TYR:CE1	49:B4:37:SER:OG	2.73	0.41
26:BA:1202:C:N3	26:BA:1243:G:N2	2.56	0.41
26:BA:126:A:N7	26:BA:127:A:C5	2.88	0.41
26:BA:1377:G:H8	26:BA:1377:G:O5'	2.02	0.41
26:BA:1443:G:C2	26:BA:1444:G:H1'	2.54	0.41
26:BA:1638:C:H4'	26:BA:2709:G:H22	1.83	0.41
26:BA:1936:A:C6	26:BA:1945:G:N3	2.88	0.41
26:BA:2012:G:OP1	39:BW:98:LYS:CG	2.65	0.41
26:BA:2187:G:H2'	26:BA:2188:C:C4'	2.50	0.41
26:BA:2208:U:C2'	26:BA:2209:C:O4'	2.68	0.41
26:BA:2090:G:N1	26:BA:2230:G:C6	2.71	0.41
26:BA:2082:A:N6	26:BA:2237:G:H1'	2.35	0.41
26:BA:2352:A:H2'	26:BA:2353:G:C5'	2.50	0.41
26:BA:2537:U:O2'	26:BA:2538:C:H5'	2.20	0.41
26:BA:1952:A:C1'	26:BA:2560:C:HO2'	2.22	0.41
26:BA:2568:C:O2	26:BA:2568:C:H2'	2.19	0.41
26:BA:25:U:H5''	39:BW:80:PRO:N	2.19	0.41

*Continued on next page...*



*Continued from previous page...*

Atom-1	Atom-2	Interatomic distance (Å)	Clash overlap (Å)
26:BA:2682:U:H1'	28:BE:49:THR:CA	2.50	0.41
26:BA:1456:G:C2	26:BA:2704:C:C2	2.87	0.41
26:BA:1638:C:H5'	26:BA:2710:C:H1'	1.98	0.41
26:BA:272:G:H1	26:BA:365:C:H42	1.68	0.41
26:BA:2785:C:H4'	28:BE:100:TRP:N	2.35	0.41
26:BA:2801:A:OP1	26:BA:2802:G:O4'	2.38	0.41
26:BA:327:G:C2	26:BA:328:U:C6	3.08	0.41
26:BA:329:G:OP2	26:BA:329:G:H8	2.03	0.41
26:BA:654:A:C2	26:BA:655:A:C8	3.09	0.41
26:BA:706:A:H2'	26:BA:707:G:O4'	2.21	0.41
26:BA:796:C:H2'	26:BA:797:C:C6	2.56	0.41
26:BA:981:A:C8	26:BA:982:C:C5	3.08	0.41
26:BA:2682:U:C5	28:BE:48:MET:HE2	2.21	0.41
29:BF:166:ILE:O	29:BF:167:ASP:C	2.59	0.41
29:BF:203:ALA:C	29:BF:205:ARG:H	2.22	0.41
29:BF:140:VAL:CG1	29:BF:236:THR:HA	2.50	0.41
26:BA:675:A:C5'	29:BF:69:HIS:C	2.87	0.41
29:BF:7:ASP:HB3	29:BF:13:ASP:HB2	2.01	0.41
30:BG:102:GLY:C	30:BG:134:LEU:HD12	2.27	0.41
31:BH:139:ARG:H	31:BH:139:ARG:HG3	1.62	0.41
32:BI:102:LEU:O	32:BI:106:HIS:HB2	2.19	0.41
32:BI:52:GLN:HA	32:BI:55:GLN:NE2	2.34	0.41
55:BK:122:GLU:CB	55:BK:126:LYS:CE	2.74	0.41
36:BQ:49:VAL:HG13	36:BQ:50:VAL:N	2.02	0.41
36:BQ:64:ALA:O	36:BQ:66:ASN:N	2.53	0.41
26:BA:564:C:C4'	44:BU:37:GLN:OE1	2.63	0.41
44:BU:39:LEU:O	44:BU:42:ALA:N	2.52	0.41
40:BX:17:ASP:C	40:BX:20:PHE:CE1	2.93	0.41
41:BY:54:ASP:C	41:BY:56:ALA:H	2.24	0.41
42:BZ:125:PRO:HB2	42:BZ:126:GLY:H	1.71	0.41
42:BZ:148:THR:CB	42:BZ:166:LEU:H	2.33	0.41
1:AA:120:A:H2'	1:AA:122:G:N7	2.35	0.41
1:AA:1318:A:H5'	22:AS:10:PHE:CG	2.51	0.41
1:AA:246:A:H62	1:AA:281:G:H21	1.69	0.41
1:AA:719:C:O2'	21:AR:49:LYS:HB3	2.20	0.41
1:AA:890:G:O2'	1:AA:891:U:H6	1.98	0.41
5:AB:145:LEU:HD13	5:AB:149:LEU:HD12	2.02	0.41
5:AB:28:PHE:HE2	5:AB:189:ASP:O	2.03	0.41
5:AB:68:ILE:O	5:AB:91:PRO:HD2	2.20	0.41
5:AB:82:ARG:HB2	5:AB:94:ASN:ND2	2.35	0.41
6:AC:139:GLN:HE21	6:AC:170:GLN:HE22	1.68	0.41

*Continued on next page...*



*Continued from previous page...*

Atom-1	Atom-2	Interatomic distance (Å)	Clash overlap (Å)
11:AH:49:GLU:OE1	11:AH:51:VAL:HG23	2.20	0.41
5:AB:181:PHE:HA	11:AH:71:GLY:CA	2.50	0.41
15:AL:44:THR:HA	15:AL:45:PRO:HD3	1.83	0.41
19:AP:27:LYS:C	19:AP:29:ASP:N	2.73	0.41
46:B2:2:VAL:CG1	46:B2:3:LEU:H	2.25	0.41
46:B2:46:ILE:HG22	46:B2:47:LYS:N	2.35	0.41
49:B4:63:PHE:HB3	49:B4:64:GLY:H	1.47	0.41
26:BA:16:G:C5'	50:B5:18:MET:SD	3.04	0.41
53:B8:58:MET:HA	53:B8:61:MET:CG	2.49	0.41
26:BA:1274:A:C4	26:BA:1302:A:C2	3.09	0.41
26:BA:1328:G:N2	26:BA:1330:C:C2	2.88	0.41
26:BA:1339:G:O5'	26:BA:1339:G:C8	2.73	0.41
26:BA:142(A):A:OP2	26:BA:1143:A:N7	2.53	0.41
26:BA:1530:G:P	26:BA:1539:G:H1	2.43	0.41
26:BA:1788:C:O2'	26:BA:1789:A:H5'	2.20	0.41
26:BA:1996:C:O2	26:BA:1997:G:H4'	2.21	0.41
26:BA:2246:G:H1	26:BA:2258:C:N4	2.18	0.41
26:BA:2250:G:C3'	26:BA:2250:G:H8	2.22	0.41
26:BA:2331:G:H4'	48:B0:70:ILE:HB	1.96	0.41
26:BA:2341:G:N7	26:BA:2342:C:N4	2.68	0.41
26:BA:2436:G:C2	26:BA:2437:U:C1'	3.02	0.41
26:BA:2462:U:O2	26:BA:2463:C:C6	2.73	0.41
26:BA:2476:A:C8	26:BA:2476:A:H3'	2.55	0.41
26:BA:2486:G:C6	26:BA:2487:G:N7	2.89	0.41
26:BA:2519:U:H2'	26:BA:2519:U:H6	1.59	0.41
26:BA:1783:A:C2	26:BA:2588:G:H1'	2.56	0.41
26:BA:2661:G:N3	26:BA:2662:A:C8	2.86	0.41
26:BA:1457:A:H2	26:BA:2703:C:C4	2.32	0.41
26:BA:2721:A:C2'	26:BA:2722:G:H8	2.20	0.41
26:BA:2830:G:C6	26:BA:2831:G:N7	2.89	0.41
26:BA:2886:G:N3	26:BA:2887:U:C6	2.89	0.41
26:BA:322:A:H2	26:BA:341:G:C6	2.37	0.41
26:BA:556:G:H2'	26:BA:557:U:O4'	2.20	0.41
26:BA:605:C:P	29:BF:105:LYS:HG2	2.60	0.41
26:BA:626:U:H3'	26:BA:627:A:C5'	2.49	0.41
26:BA:775:G:H5'	26:BA:777:A:C1'	2.25	0.41
26:BA:944:G:N3	26:BA:944:G:H2'	2.35	0.41
27:BD:77:VAL:CG1	27:BD:111:VAL:O	2.67	0.41
27:BD:205:VAL:HB	27:BD:206:LYS:HD3	2.01	0.41
28:BE:251:PRO:O	28:BE:252:GLN:CG	2.68	0.41
28:BE:268:LEU:HD11	28:BE:271:ILE:HG13	2.02	0.41

*Continued on next page...*



*Continued from previous page...*

Atom-1	Atom-2	Interatomic distance (Å)	Clash overlap (Å)
29:BF:242:GLU:O	29:BF:245:GLU:CD	2.56	0.41
30:BG:136:ARG:HD2	30:BG:136:ARG:N	2.36	0.41
30:BG:56:ARG:CA	30:BG:63:ILE:HG13	2.51	0.41
30:BG:20:LYS:H	30:BG:76:ARG:HB3	1.85	0.41
32:BI:134:HIS:O	32:BI:136:GLU:N	2.54	0.41
32:BI:124:LEU:HA	32:BI:145:VAL:HB	2.02	0.41
26:BA:270(P):C:H4'	32:BI:42:ALA:HB1	2.02	0.41
34:BO:14:SER:H	34:BO:95:GLY:CA	2.34	0.41
34:BO:88:ARG:HB2	34:BO:92:SER:OG	2.19	0.41
36:BQ:151:SER:HB3	36:BQ:155:GLY:HA2	2.03	0.41
36:BQ:70:ARG:HB2	36:BQ:71:PHE:CD1	2.55	0.41
44:BU:60:LEU:N	44:BU:60:LEU:HD23	2.34	0.41
45:BV:49:GLU:HA	45:BV:53:LYS:HZ2	1.75	0.41
39:BW:18:ARG:O	39:BW:19:LEU:C	2.59	0.41
41:BY:20:HIS:O	41:BY:21:LYS:C	2.58	0.41
42:BZ:104:SER:O	42:BZ:105:GLN:CD	2.59	0.41
42:BZ:136:VAL:O	42:BZ:137:ASP:OD1	2.38	0.41
42:BZ:149:ALA:HB1	42:BZ:164:PRO:CA	2.47	0.41
1:AA:1127:G:H21	1:AA:1147:C:H42	1.68	0.41
1:AA:1222:G:O5'	1:AA:1222:G:H8	2.04	0.41
1:AA:1428:A:H2'	1:AA:1429:C:C6	2.55	0.41
1:AA:1511:G:C6	1:AA:1512:U:C2	3.08	0.41
1:AA:330:C:C2	1:AA:331:G:C8	3.09	0.41
1:AA:976:G:N3	1:AA:361(A):C:C4	2.86	0.41
1:AA:413:G:N1	7:AD:36:ARG:NH1	2.68	0.41
1:AA:565:U:H3'	1:AA:566:G:H8	1.83	0.41
5:AB:152:PHE:O	5:AB:154:LEU:N	2.53	0.41
8:AE:42:GLY:HA3	8:AE:66:MET:SD	2.60	0.41
9:AF:79:LEU:O	9:AF:85:VAL:HG21	2.21	0.41
10:AG:27:ILE:HA	10:AG:30:ILE:HD12	2.02	0.41
1:AA:823:G:N2	11:AH:1:MET:N	2.68	0.41
12:AI:102:LEU:O	12:AI:103:THR:CB	2.68	0.41
12:AI:35:GLU:O	12:AI:38:GLN:HG2	2.21	0.41
16:AM:66:LEU:CA	16:AM:67:GLU:N	2.78	0.41
1:AA:1360:A:N7	17:AN:18:VAL:HG12	2.35	0.41
1:AA:1115:C:C1'	17:AN:61:TRP:O	2.60	0.41
19:AP:3:LYS:HE2	19:AP:24:ALA:HB2	2.03	0.41
48:B0:16:SER:O	48:B0:17:ASN:HB2	2.20	0.41
46:B2:51:LYS:C	46:B2:54:ALA:CB	2.88	0.41
47:B3:26:LEU:HG	47:B3:26:LEU:H	1.46	0.41
50:B5:42:SER:C	50:B5:43:HIS:HD1	2.22	0.41

*Continued on next page...*



*Continued from previous page...*

Atom-1	Atom-2	Interatomic distance (Å)	Clash overlap (Å)
53:B8:26:LYS:CG	53:B8:44:LYS:CA	2.69	0.41
26:BA:1070:A:H8	26:BA:1097:U:O5'	2.03	0.41
26:BA:1324:G:N2	26:BA:1331:A:C4	2.89	0.41
26:BA:143:C:O2'	26:BA:144:C:O4'	2.34	0.41
26:BA:211:A:H2'	26:BA:212:G:O4'	2.20	0.41
26:BA:2276:G:HO2'	26:BA:2277:G:C5'	2.24	0.41
26:BA:227:A:N1	26:BA:2407:G:N9	2.68	0.41
26:BA:2303:G:C2	26:BA:2314:C:C2	3.08	0.41
26:BA:2304:G:H5'	30:BG:105:SER:O	2.20	0.41
26:BA:2343:C:C4'	26:BA:2373:G:O3'	2.57	0.41
26:BA:389:G:C1'	26:BA:2413:G:H4'	2.50	0.41
26:BA:2418:A:O2'	26:BA:2419:U:C5'	2.68	0.41
26:BA:2423:U:N1	26:BA:2423:U:H5'	2.26	0.41
26:BA:2436:G:N2	26:BA:2437:U:H1'	2.34	0.41
26:BA:2441:C:HO2'	26:BA:2442:C:C5'	2.27	0.41
26:BA:2453:A:HO2'	26:BA:2454:G:H5'	1.65	0.41
26:BA:2491:U:H5'	26:BA:2570:G:C5'	2.44	0.41
26:BA:2547:U:C5	26:BA:2566:A:N3	2.88	0.41
26:BA:2694:G:C5	26:BA:2695:C:C5	3.07	0.41
26:BA:2747:G:N2	26:BA:2754:U:H3	2.16	0.41
26:BA:2771:C:N4	26:BA:2772:C:N4	2.69	0.41
26:BA:2820:A:O2'	28:BE:207:GLY:C	2.59	0.41
26:BA:2818:G:H1	26:BA:2828:C:H42	1.67	0.41
26:BA:2836:U:N3	26:BA:2883:A:N6	2.68	0.41
26:BA:364:C:H2'	26:BA:365:C:C5	2.55	0.41
26:BA:468:G:H2'	26:BA:469:G:H5'	2.02	0.41
26:BA:606:U:OP1	29:BF:105:LYS:CD	2.61	0.41
26:BA:988:A:OP1	47:B3:11:SER:CA	2.64	0.41
25:BB:5:C:H2'	25:BB:6:C:H6	1.85	0.41
27:BD:144:GLU:HA	27:BD:150:GLY:O	2.20	0.41
27:BD:152:GLN:OE1	27:BD:152:GLN:N	2.51	0.41
26:BA:1818:U:O2	27:BD:153:LEU:N	2.52	0.41
27:BD:81:GLU:C	27:BD:83:ASP:OD2	2.48	0.41
28:BE:44:TYR:CD1	28:BE:307:LEU:O	2.71	0.41
29:BF:149:LYS:CB	29:BF:152:GLU:HG3	2.39	0.41
29:BF:1:MET:HB2	29:BF:2:GLU:H	1.59	0.41
31:BH:140:VAL:CA	31:BH:143:LEU:HD22	2.50	0.41
31:BH:37:HIS:CE1	31:BH:67:THR:HG21	2.55	0.41
31:BH:51:VAL:HG22	31:BH:68:ARG:HG3	2.02	0.41
31:BH:82:TYR:CD1	31:BH:137:LYS:N	2.78	0.41
32:BI:134:HIS:CE1	32:BI:135:PRO:HD2	2.54	0.41

*Continued on next page...*



*Continued from previous page...*

Atom-1	Atom-2	Interatomic distance (Å)	Clash overlap (Å)
32:BI:63:ALA:O	32:BI:67:LYS:CG	2.54	0.41
55:BK:135:MET:CE	55:BK:137:ILE:CG1	2.98	0.41
55:BK:100:VAL:HG21	55:BK:137:ILE:HG23	1.99	0.41
55:BK:66:PHE:HB3	55:BK:67:THR:H	1.55	0.41
34:BO:63:VAL:HG22	34:BO:102:VAL:HG11	2.02	0.41
26:BA:2674:G:C4'	34:BO:30:ARG:HG3	2.40	0.41
34:BO:65:THR:HG1	34:BO:67:ARG:CG	2.26	0.41
36:BQ:25:GLY:O	36:BQ:26:LYS:HG3	2.06	0.41
43:BR:28:LEU:HD13	43:BR:32:GLY:H	1.85	0.41
25:BB:49:C:P	37:BS:110:THR:HG1	2.38	0.41
37:BS:123:ILE:O	37:BS:126:GLY:N	2.40	0.41
37:BS:82:TYR:O	37:BS:86:LEU:HD12	2.19	0.41
45:BV:14:VAL:HG11	45:BV:19:VAL:HG23	2.02	0.41
45:BV:71:ILE:HG22	45:BV:72:ARG:N	2.35	0.41
41:BY:11:GLN:HA	41:BY:21:LYS:NZ	2.35	0.41
41:BY:30:ASP:OD2	41:BY:31:LEU:CG	2.61	0.41
41:BY:32:ARG:HB3	41:BY:33:GLU:OE2	2.21	0.41
42:BZ:118:HIS:O	42:BZ:119:ASN:CB	2.67	0.41
42:BZ:131:PRO:C	42:BZ:133:GLU:H	2.23	0.41
42:BZ:18:MET:O	42:BZ:36:ARG:NE	2.29	0.41
1:AA:1021:G:C2	1:AA:1022:G:H1'	2.56	0.41
1:AA:1151:A:OP1	13:AJ:42:THR:N	2.45	0.41
1:AA:1230:C:H5''	2:AV:31:A:OP1	2.20	0.41
1:AA:1401:G:H2'	1:AA:1402:C:O4'	2.20	0.41
1:AA:130:A:H5''	1:AA:190(F):G:H2'	2.00	0.41
1:AA:250:A:H5'	1:AA:252:U:O4'	2.20	0.41
1:AA:454:C:H3'	1:AA:455:C:C6	2.49	0.41
1:AA:807:A:C6	1:AA:808:C:N3	2.88	0.41
1:AA:878:G:H8	1:AA:878:G:O5'	2.02	0.41
6:AC:14:ILE:HG22	6:AC:15:THR:HG23	2.02	0.41
9:AF:10:LEU:HD11	9:AF:26:ILE:HD11	2.02	0.41
14:AK:58:PRO:CA	14:AK:90:GLY:HA3	2.48	0.41
17:AN:21:TYR:N	17:AN:21:TYR:CD1	2.89	0.41
1:AA:1221:G:H1'	22:AS:54:GLY:HA3	2.02	0.41
49:B4:6:HIS:CE1	49:B4:55:ARG:CG	3.02	0.41
26:BA:2419:U:OP1	51:B6:24:THR:CG2	2.69	0.41
51:B6:8:ILE:CA	51:B6:29:ARG:CZ	2.88	0.41
53:B8:16:ILE:CG1	53:B8:22:VAL:HG21	2.23	0.41
26:BA:1130:U:O2'	26:BA:1131:G:H8	2.03	0.41
26:BA:1239:G:H2'	26:BA:1240:U:H6	1.85	0.41
26:BA:1239:G:N3	26:BA:1240:U:C5	2.88	0.41

*Continued on next page...*



*Continued from previous page...*

Atom-1	Atom-2	Interatomic distance (Å)	Clash overlap (Å)
26:BA:124:G:H2'	52:B7:19:ARG:NH2	2.35	0.41
26:BA:1273:U:H5''	26:BA:1646:C:N4	2.36	0.41
26:BA:1811:G:H2'	26:BA:1812:A:C8	2.55	0.41
26:BA:1906:G:C6	26:BA:1929:G:N1	2.89	0.41
26:BA:1936:A:C6	26:BA:1945:G:C2	3.09	0.41
26:BA:2023:G:H4'	26:BA:2618:G:H5''	2.02	0.41
26:BA:191:A:H62	26:BA:204:A:H62	1.66	0.41
26:BA:2074:U:H1'	26:BA:2598:A:H1'	2.02	0.41
26:BA:2096:U:H2'	26:BA:2097:C:C6	2.55	0.41
26:BA:2182:G:C4	26:BA:2183:C:C4	3.07	0.41
26:BA:2289:G:C2	26:BA:2290:G:C4	3.09	0.41
26:BA:2395:C:C5'	49:B4:28:ARG:HH11	2.34	0.41
26:BA:2431:U:H2'	26:BA:2433:A:OP2	2.20	0.41
26:BA:2485:G:C2'	26:BA:2486:G:C4'	2.97	0.41
26:BA:2459:A:N1	26:BA:2494:G:C5	2.89	0.41
26:BA:2522:U:O2	26:BA:2543:G:C6	2.74	0.41
26:BA:2524:G:C6	26:BA:2525:G:C5	3.09	0.41
26:BA:2546:U:C3'	26:BA:2546:U:C6	3.03	0.41
26:BA:2574:G:C5'	26:BA:2575:C:P	2.99	0.41
26:BA:2531:A:N1	26:BA:2658:C:O2	2.53	0.41
26:BA:2683:C:C4	26:BA:2684:U:C5	3.09	0.41
26:BA:26:G:H1	26:BA:27:G:N2	2.05	0.41
26:BA:2729:G:C6	26:BA:2730:C:C4	3.07	0.41
26:BA:2756:U:O2	26:BA:2756:U:H2'	2.18	0.41
26:BA:2842:G:H8	26:BA:2842:G:O5'	2.04	0.41
25:BB:5:C:H2'	25:BB:6:C:C6	2.55	0.41
27:BD:108:ASN:O	27:BD:109:LEU:C	2.59	0.41
27:BD:175:LEU:HD12	27:BD:179:GLU:C	2.17	0.41
27:BD:93:ILE:HD11	27:BD:115:ILE:HD11	2.02	0.41
28:BE:180:ILE:HG23	28:BE:183:ASP:OD2	2.20	0.41
28:BE:80:ALA:N	28:BE:185:GLY:O	2.53	0.41
28:BE:71:THR:HG22	28:BE:299:SER:CB	2.03	0.41
29:BF:40:ALA:HB1	29:BF:100:LEU:HB2	2.02	0.41
29:BF:163:HIS:O	29:BF:166:ILE:CA	2.62	0.41
29:BF:1:MET:C	29:BF:18:LEU:HD21	2.38	0.41
29:BF:38:ALA:O	29:BF:40:ALA:N	2.53	0.41
29:BF:56:THR:O	29:BF:79:ARG:CD	2.68	0.41
30:BG:106:PHE:O	30:BG:107:GLY:C	2.58	0.41
31:BH:10:ILE:O	31:BH:11:PRO:O	2.39	0.41
31:BH:102:LEU:O	31:BH:113:GLU:HA	2.21	0.41
31:BH:123:GLU:CD	31:BH:123:GLU:N	2.73	0.41

*Continued on next page...*



*Continued from previous page...*

Atom-1	Atom-2	Interatomic distance (Å)	Clash overlap (Å)
31:BH:124:VAL:HA	31:BH:130:ILE:HG13	2.03	0.41
31:BH:91:VAL:H	31:BH:159:LYS:HD2	1.86	0.41
32:BI:144:HIS:O	32:BI:144:HIS:CG	2.73	0.41
55:BK:43:ASN:O	55:BK:47:ALA:HB2	2.20	0.41
33:BN:44:ALA:O	33:BN:45:VAL:HG23	2.21	0.41
33:BN:55:GLU:O	33:BN:58:GLU:N	2.53	0.41
26:BA:2640:G:C4'	33:BN:70:PHE:HD2	2.29	0.41
33:BN:96:GLU:C	33:BN:98:PHE:N	2.73	0.41
35:BP:110:GLY:C	35:BP:111:ALA:O	2.51	0.41
36:BQ:46:VAL:CG1	36:BQ:124:ALA:CB	2.90	0.41
36:BQ:140:TYR:C	36:BQ:142:LYS:N	2.72	0.41
36:BQ:91:HIS:C	36:BQ:92:VAL:CG1	2.81	0.41
43:BR:21:TYR:O	43:BR:25:ALA:CB	2.69	0.41
43:BR:67:LEU:C	43:BR:69:ASP:N	2.72	0.41
37:BS:9:PRO:HG3	37:BS:14:ARG:CB	2.51	0.41
37:BS:22:GLN:CD	37:BS:22:GLN:H	2.20	0.41
37:BS:23:ARG:HH21	37:BS:35:VAL:CB	2.34	0.41
38:BT:54:THR:O	38:BT:56:ARG:N	2.47	0.41
44:BU:117:ARG:NH1	44:BU:118:GLN:CD	2.74	0.41
44:BU:17:VAL:O	44:BU:20:ARG:CB	2.66	0.41
44:BU:25:TRP:O	44:BU:26:GLY:C	2.58	0.41
45:BV:19:VAL:CG1	45:BV:21:ARG:NH2	2.58	0.41
45:BV:50:ASP:O	45:BV:54:TYR:CE1	2.73	0.41
26:BA:565:C:OP1	45:BV:79:GLN:O	2.38	0.41
40:BX:35:GLY:C	40:BX:37:VAL:H	2.24	0.41
40:BX:44:GLN:CD	40:BX:45:TYR:CA	2.86	0.41
42:BZ:107:GLU:C	42:BZ:109:GLN:N	2.70	0.41
42:BZ:70:GLN:HG3	42:BZ:72:ASP:HB3	2.02	0.41
42:BZ:78:PRO:O	42:BZ:79:ILE:HG12	2.12	0.41
1:AA:1132:C:H42	1:AA:1142:G:H1	1.67	0.41
1:AA:1152:A:H5'	13:AJ:13:HIS:CD2	2.56	0.41
1:AA:977:A:C6	1:AA:1224:G:OP1	2.74	0.41
1:AA:162:A:N3	1:AA:348:G:C4'	2.78	0.41
1:AA:19:C:H2'	1:AA:20:U:C6	2.56	0.41
1:AA:573:A:N3	1:AA:883:C:H2'	2.35	0.41
1:AA:62:U:H5''	1:AA:385:C:C1'	2.51	0.41
1:AA:815:A:C6	1:AA:1508:G:N2	2.87	0.41
1:AA:573:A:H2	1:AA:883:C:O2	2.03	0.41
5:AB:85:ALA:HA	5:AB:88:ALA:HB3	2.02	0.41
7:AD:11:LEU:HD22	7:AD:66:ARG:HD3	2.02	0.41
13:AJ:38:ILE:HG13	13:AJ:71:LEU:HB3	2.01	0.41

*Continued on next page...*



*Continued from previous page...*

Atom-1	Atom-2	Interatomic distance (Å)	Clash overlap (Å)
13:AJ:39:PRO:O	13:AJ:40:LEU:HB2	2.20	0.41
16:AM:81:LEU:HD21	16:AM:88:ARG:NE	2.34	0.41
1:AA:376:G:C1'	19:AP:28:ARG:HB3	2.51	0.41
48:B0:28:GLY:O	48:B0:62:LEU:HD22	2.20	0.41
46:B2:35:ALA:C	46:B2:37:GLY:N	2.73	0.41
47:B3:1:MET:O	47:B3:1:MET:CG	2.65	0.41
47:B3:27:GLY:C	47:B3:28:LEU:HD23	2.41	0.41
54:B9:2:LYS:C	54:B9:4:ARG:N	2.74	0.41
26:BA:1021:A:C2	26:BA:1023:U:H1'	2.55	0.41
26:BA:974(A):C:H6	26:BA:1186:G:C2	2.39	0.41
26:BA:1216:G:N2	26:BA:1234:U:C1'	2.82	0.41
26:BA:1396:U:H6	26:BA:1396:U:H3'	1.86	0.41
26:BA:1424:G:N1	26:BA:1574:C:O2	2.53	0.41
26:BA:1451:C:H6	26:BA:1453:A:H4'	1.85	0.41
26:BA:1539:G:H2'	26:BA:1540:G:C5	2.55	0.41
26:BA:1647:G:H4'	26:BA:1648:C:O5'	2.20	0.41
26:BA:1764:G:C2	26:BA:1989:G:N3	2.88	0.41
26:BA:176:G:C2	26:BA:177:G:H1'	2.55	0.41
26:BA:1832:C:C4	26:BA:1833:U:C4	3.08	0.41
26:BA:1935:G:H2'	26:BA:1962:C:N4	2.35	0.41
26:BA:563:G:C6	26:BA:2018:G:C6	3.08	0.41
26:BA:2351:G:H5'	26:BA:2352:A:OP1	2.19	0.41
26:BA:2491:U:C2'	26:BA:2492:U:C5'	2.88	0.41
26:BA:2530:A:C2'	26:BA:2531:A:C5'	2.71	0.41
26:BA:2533:A:H3'	26:BA:2534:A:H8	1.85	0.41
26:BA:2540:C:O2	26:BA:2541:A:C1'	2.69	0.41
26:BA:2656:U:H2'	26:BA:2657:A:H5'	2.01	0.41
26:BA:2648:C:N4	26:BA:2672:G:N1	2.52	0.41
26:BA:2692:C:C4	26:BA:2718:G:N1	2.87	0.41
26:BA:2831:G:O2'	26:BA:2883:A:H2'	2.20	0.41
26:BA:2857:G:C4	26:BA:2859:G:OP2	2.73	0.41
26:BA:2884:U:O4	50:B5:43:HIS:HA	2.20	0.41
26:BA:29:U:O5'	26:BA:29:U:H6	2.03	0.41
26:BA:319:C:H2'	26:BA:320:A:C8	2.54	0.41
26:BA:612:G:C4'	26:BA:616:A:N6	2.67	0.41
26:BA:669:G:N3	26:BA:669:G:C2'	2.83	0.41
26:BA:673:C:N4	26:BA:808:G:N1	2.68	0.41
26:BA:676:A:H8	26:BA:2069:G:H21	1.69	0.41
27:BD:104:ILE:HB	27:BD:106:PRO:CG	2.49	0.41
28:BE:77:PRO:O	28:BE:79:ARG:N	2.49	0.41
29:BF:167:ASP:OD2	29:BF:232:LEU:CD2	2.63	0.41

*Continued on next page...*



*Continued from previous page...*

Atom-1	Atom-2	Interatomic distance (Å)	Clash overlap (Å)
29:BF:167:ASP:HB2	29:BF:232:LEU:CB	2.51	0.41
29:BF:89:ALA:CB	29:BF:90:HIS:CD2	3.04	0.41
30:BG:24:HIS:HB2	30:BG:72:LYS:CD	2.51	0.41
31:BH:98:GLN:HB2	31:BH:103:VAL:HG23	1.97	0.41
32:BI:78:THR:O	32:BI:79:ILE:HG13	2.21	0.41
33:BN:70:PHE:HB2	33:BN:71:TYR:H	1.65	0.41
35:BP:109:LEU:HD13	35:BP:110:GLY:CA	2.49	0.41
35:BP:133:VAL:C	35:BP:135:GLY:N	2.72	0.41
36:BQ:136:TRP:C	36:BQ:139:ALA:HB3	2.37	0.41
36:BQ:20:ILE:HG13	36:BQ:21:SER:OG	2.20	0.41
26:BA:1287:A:H5'	43:BR:104:ARG:HD2	1.97	0.41
43:BR:37:THR:HA	43:BR:111:LEU:C	2.40	0.41
37:BS:60:SER:O	37:BS:88:ALA:CA	2.43	0.41
44:BU:98:ILE:CB	44:BU:106:PHE:CD1	3.04	0.41
44:BU:20:ARG:NH1	45:BV:75:LYS:HZ2	2.17	0.41
44:BU:24:PHE:HB2	44:BU:28:ARG:HD2	2.02	0.41
44:BU:18:LEU:HD11	44:BU:30:LYS:HA	2.03	0.41
44:BU:44:THR:OG1	45:BV:77:GLY:CA	2.66	0.41
44:BU:93:LYS:N	45:BV:10:LYS:NZ	2.68	0.41
45:BV:31:ASP:O	45:BV:33:VAL:N	2.53	0.41
42:BZ:92:VAL:C	42:BZ:124:ALA:HB2	2.41	0.41
1:AA:1127:G:H21	1:AA:1147:C:N4	2.19	0.41
1:AA:1388:C:H2'	1:AA:1389:C:C6	2.56	0.41
1:AA:190(J):U:H2'	1:AA:190(K):G:H8	1.86	0.41
1:AA:314:C:O2'	1:AA:353:A:C2	2.59	0.41
1:AA:549:C:C4	1:AA:550:G:N7	2.89	0.41
1:AA:859:A:H2'	1:AA:860:A:C8	2.56	0.41
7:AD:13:ARG:HB3	7:AD:40:PRO:HD3	2.03	0.41
8:AE:102:ALA:HB1	8:AE:106:PRO:HB2	2.02	0.41
8:AE:36:ASP:OD1	8:AE:40:ARG:HB2	2.20	0.41
1:AA:1375:A:P	10:AG:28:ASN:ND2	2.94	0.41
10:AG:34:GLY:O	10:AG:36:LYS:N	2.53	0.41
1:AA:1329:A:P	16:AM:28:ALA:HB3	2.61	0.41
1:AA:1320:C:H4'	22:AS:3:ARG:NH2	2.36	0.41
47:B3:42:ALA:HB3	47:B3:43:ILE:CD1	2.41	0.41
49:B4:20:VAL:O	49:B4:30:GLU:HG2	2.20	0.41
26:BA:2081:C:H5''	49:B4:35:VAL:HG21	1.99	0.41
49:B4:51:ASP:N	49:B4:51:ASP:OD1	2.54	0.41
53:B8:51:ALA:O	53:B8:54:GLU:HG3	2.20	0.41
26:BA:1061:U:OP1	26:BA:1062:G:H8	2.03	0.41
26:BA:1238:G:C5	26:BA:1239:G:C8	3.08	0.41

*Continued on next page...*



*Continued from previous page...*

Atom-1	Atom-2	Interatomic distance (Å)	Clash overlap (Å)
26:BA:1470:G:N2	26:BA:1522:G:N2	2.67	0.41
26:BA:1544:C:C2	26:BA:1545:A:H1'	2.55	0.41
26:BA:1667:G:C8	26:BA:1667:G:OP2	2.64	0.41
26:BA:2235:G:C6	26:BA:2236:C:C4	3.08	0.41
26:BA:2263:C:H2'	26:BA:2264:C:H6	1.85	0.41
26:BA:2307:G:O2'	26:BA:2311:A:C6	2.62	0.41
26:BA:2313:C:OP1	30:BG:51:ARG:HB3	2.14	0.41
26:BA:2339:G:C2	26:BA:2340:G:C4	3.08	0.41
26:BA:2353:G:H2'	26:BA:2354:G:O5'	2.20	0.41
26:BA:247:G:O3'	26:BA:386:G:N2	2.54	0.41
26:BA:2555:U:O2'	26:BA:2556:C:P	2.78	0.41
26:BA:2606:C:C2	26:BA:2607:G:C8	3.08	0.41
26:BA:261:G:H2'	26:BA:262:A:H8	1.86	0.41
26:BA:2711:A:C3'	26:BA:2712:U:H5'	2.50	0.41
26:BA:2809:A:N3	26:BA:2811:G:O6	2.54	0.41
26:BA:359:A:C2	26:BA:361:G:N1	2.89	0.41
26:BA:1526:G:C2	26:BA:545(A):A:N7	2.77	0.41
26:BA:65:C:H2'	26:BA:66:C:H6	1.85	0.41
26:BA:673:C:C5'	29:BF:82:GLN:NE2	2.83	0.41
26:BA:754:C:O2'	26:BA:1618:A:H2	2.03	0.41
26:BA:792:G:C4	26:BA:2440:C:C2	3.09	0.41
26:BA:784:A:N7	26:BA:792:G:C4	2.89	0.41
26:BA:997:G:H5''	44:BU:92:ARG:CD	2.44	0.41
28:BE:105:HIS:HB3	28:BE:106:SER:H	1.56	0.41
28:BE:267:ARG:CD	28:BE:297:LYS:CB	2.98	0.41
29:BF:196:THR:CG2	29:BF:197:SER:H	2.24	0.41
29:BF:164:ALA:HB1	29:BF:232:LEU:HD12	1.71	0.41
29:BF:61:PHE:HB3	29:BF:65:ARG:NH1	2.35	0.41
30:BG:24:HIS:CB	30:BG:72:LYS:CD	2.98	0.41
30:BG:83:PHE:C	30:BG:85:GLN:N	2.72	0.41
30:BG:97:GLN:HB3	30:BG:106:PHE:CD2	2.52	0.41
31:BH:82:TYR:CE1	31:BH:137:LYS:CB	3.02	0.41
31:BH:145:ALA:HA	31:BH:148:ARG:HG3	2.01	0.41
31:BH:25:VAL:CB	31:BH:78:VAL:HG21	2.44	0.41
32:BI:28:ASN:O	32:BI:32:LYS:CG	2.69	0.41
32:BI:68:LEU:HD22	32:BI:72:LEU:CD2	2.49	0.41
55:BK:117:ASN:O	55:BK:118:ALA:O	2.39	0.41
55:BK:42:PHE:CE2	55:BK:56:VAL:HG11	2.55	0.41
33:BN:132:LEU:HA	33:BN:132:LEU:HD12	1.92	0.41
36:BQ:134:PHE:O	36:BQ:137:ARG:HD2	2.20	0.41
36:BQ:140:TYR:CE1	36:BQ:147:VAL:CG1	2.80	0.41

*Continued on next page...*



*Continued from previous page...*

Atom-1	Atom-2	Interatomic distance (Å)	Clash overlap (Å)
36:BQ:50:VAL:CA	36:BQ:51:GLU:OE1	2.69	0.41
43:BR:91:GLN:O	43:BR:92:GLY:C	2.54	0.41
45:BV:65:ARG:O	45:BV:93:ILE:CA	2.69	0.41
45:BV:78:VAL:HG22	45:BV:82:ARG:HB2	2.03	0.41
39:BW:69:LEU:CD2	39:BW:109:GLU:HB2	2.50	0.41
40:BX:28:VAL:C	40:BX:30:ASP:H	2.23	0.41
40:BX:33:SER:C	40:BX:37:VAL:CB	2.87	0.41
41:BY:55:PHE:O	41:BY:56:ALA:O	2.39	0.41
42:BZ:172:LEU:C	42:BZ:172:LEU:CD2	2.81	0.41
42:BZ:2:GLU:HA	42:BZ:54:ILE:CG2	2.24	0.41
42:BZ:77:ALA:HA	42:BZ:78:PRO:HD2	1.77	0.41
1:AA:1319:A:H61	1:AA:1361:G:H1'	1.86	0.41
1:AA:1330:U:H4'	16:AM:23:TYR:CD1	2.55	0.41
1:AA:20:U:N3	1:AA:916:G:N1	2.67	0.41
1:AA:37:U:C2	1:AA:397:A:C6	3.09	0.41
1:AA:407:G:O5'	1:AA:407:G:C8	2.65	0.41
5:AB:50:GLU:HB3	5:AB:200:ILE:O	2.20	0.41
7:AD:15:GLU:OE1	7:AD:59:ARG:O	2.39	0.41
16:AM:91:ARG:O	16:AM:96:LEU:HG	2.21	0.41
2:AV:50:U:C2	2:AV:51:G:C8	3.08	0.41
48:B0:14:ARG:CD	48:B0:15:ASP:N	2.83	0.41
46:B2:50:ARG:O	46:B2:51:LYS:C	2.57	0.41
49:B4:14:ILE:HG23	49:B4:16:TYR:HD1	1.71	0.41
51:B6:29:ARG:C	51:B6:31:THR:N	2.71	0.41
51:B6:46:LYS:C	51:B6:47:HIS:ND1	2.74	0.41
26:BA:1102:C:H2'	26:BA:1103:A:C8	2.56	0.41
26:BA:1027:A:N6	26:BA:1126:A:N3	2.68	0.41
26:BA:817:C:H42	26:BA:1190:G:H1	1.67	0.41
26:BA:15:G:C2	26:BA:16:G:H1'	2.55	0.41
26:BA:1953:A:N7	26:BA:2550:G:H1'	2.35	0.41
26:BA:2022:U:H1'	26:BA:2034:U:C2	2.56	0.41
26:BA:2049:G:N1	26:BA:2619:C:N4	2.66	0.41
26:BA:2181:G:H3'	26:BA:2182:G:H5''	2.02	0.41
26:BA:2207:C:N4	26:BA:2218:G:C6	2.89	0.41
26:BA:2228:G:C8	26:BA:2228:G:C3'	3.03	0.41
26:BA:2316:C:O3'	30:BG:151:ILE:CG1	2.62	0.41
26:BA:2454:G:C2	26:BA:2455:G:N9	2.89	0.41
26:BA:2488:A:C5	26:BA:2489:G:N7	2.89	0.41
26:BA:2458:G:N7	26:BA:2490:G:N1	2.68	0.41
26:BA:2604:U:C2'	26:BA:2605:U:H5'	2.49	0.41
26:BA:2625:G:O2'	26:BA:2626:C:H5'	2.20	0.41

*Continued on next page...*



*Continued from previous page...*

Atom-1	Atom-2	Interatomic distance (Å)	Clash overlap (Å)
26:BA:2634:G:C6	26:BA:2785:C:N4	2.88	0.41
26:BA:619:G:C3'	26:BA:619:G:C8	3.03	0.41
26:BA:628:G:H2'	26:BA:629:G:H8	1.86	0.41
26:BA:711:G:H1	26:BA:720:C:N4	2.17	0.41
26:BA:769:G:H2'	26:BA:770:G:H8	1.85	0.41
26:BA:775:G:C2	26:BA:787:U:H2'	2.56	0.41
26:BA:815:C:H2'	26:BA:816:C:H6	1.85	0.41
26:BA:904:C:C1'	42:BZ:166:LEU:CD2	2.98	0.41
25:BB:8:U:H2'	25:BB:9:G:C8	2.55	0.41
27:BD:166:LYS:HA	27:BD:172:ILE:N	2.30	0.41
27:BD:167:GLU:N	27:BD:182:MET:CE	2.51	0.41
27:BD:77:VAL:HG11	27:BD:109:LEU:O	2.20	0.41
27:BD:89:ASN:O	27:BD:105:ALA:CA	2.66	0.41
28:BE:41:PHE:CD1	28:BE:193:PHE:CE1	3.09	0.41
28:BE:216:ARG:NH2	28:BE:255:GLN:CA	2.77	0.41
26:BA:2679:A:O3'	28:BE:302:GLY:HA2	2.06	0.41
29:BF:144:PHE:HE2	29:BF:156:LEU:HD22	1.86	0.41
29:BF:3:ALA:HB2	29:BF:18:LEU:HD23	2.03	0.41
29:BF:210:ALA:O	29:BF:211:ASP:CG	2.59	0.41
26:BA:2304:G:C1'	30:BG:105:SER:CB	2.98	0.41
26:BA:2304:G:H4'	30:BG:105:SER:HB2	1.97	0.41
30:BG:63:ILE:CG2	30:BG:64:ARG:N	2.83	0.41
31:BH:129:LYS:CA	31:BH:130:ILE:HD12	2.31	0.41
31:BH:140:VAL:C	31:BH:143:LEU:CD2	2.84	0.41
31:BH:59:HIS:C	31:BH:61:ARG:N	2.72	0.41
31:BH:99:GLY:C	31:BH:101:LYS:H	2.22	0.41
32:BI:63:ALA:N	32:BI:66:LYS:HE2	2.35	0.41
55:BK:99:LYS:CD	55:BK:99:LYS:N	2.84	0.41
33:BN:136:SER:O	33:BN:138:THR:CA	2.66	0.41
34:BO:27:GLY:C	34:BO:28:SER:O	2.56	0.41
34:BO:60:ALA:CA	34:BO:85:VAL:O	2.69	0.41
35:BP:64:ILE:HD11	35:BP:106:VAL:HA	1.86	0.41
35:BP:132:LYS:O	35:BP:135:GLY:HA3	2.19	0.41
35:BP:51:PHE:N	35:BP:51:PHE:CD1	2.88	0.41
36:BQ:31:PHE:CZ	36:BQ:87:LYS:O	2.73	0.41
36:BQ:61:LEU:O	36:BQ:62:GLU:O	2.38	0.41
43:BR:47:PHE:C	43:BR:49:ASP:N	2.74	0.41
44:BU:11:ARG:O	44:BU:12:ARG:C	2.59	0.41
45:BV:61:VAL:HG22	45:BV:97:GLY:N	2.35	0.41
39:BW:96:ILE:C	39:BW:96:ILE:HD13	2.41	0.41
40:BX:37:VAL:HG12	40:BX:38:ALA:N	2.36	0.41

*Continued on next page...*



*Continued from previous page...*

Atom-1	Atom-2	Interatomic distance (Å)	Clash overlap (Å)
41:BY:20:HIS:CA	41:BY:67:LEU:CD2	2.98	0.41
42:BZ:18:MET:C	42:BZ:19:ILE:HD12	2.38	0.41
42:BZ:40:ASP:CB	42:BZ:41:ARG:NE	2.56	0.41
1:AA:106:C:H6	1:AA:106:C:OP2	2.04	0.41
1:AA:1078:U:H4'	8:AE:84:PHE:HZ	1.83	0.41
1:AA:123:C:H2'	1:AA:124:G:C8	2.56	0.41
1:AA:1326:C:H5''	24:AU:19:GLY:HA2	2.01	0.41
1:AA:40:C:H2'	1:AA:41:G:O4'	2.20	0.41
1:AA:512:U:H2'	1:AA:513:C:H6	1.86	0.41
1:AA:511:C:H42	1:AA:541:G:N2	2.19	0.41
1:AA:397:A:C6	1:AA:548:G:N7	2.89	0.41
1:AA:892:A:O2'	1:AA:1415:G:H4'	2.21	0.41
5:AB:69:LEU:CD2	5:AB:91:PRO:HB2	2.51	0.41
12:AI:13:ALA:HA	12:AI:67:GLY:HA3	2.02	0.41
1:AA:1248:A:H2'	12:AI:70:LYS:NZ	2.36	0.41
1:AA:1060:C:C4'	13:AJ:51:ARG:HB3	2.48	0.41
14:AK:23:ALA:HB2	14:AK:28:THR:HG23	2.03	0.41
20:AQ:97:SER:CB	20:AQ:103:GLY:CA	2.99	0.41
24:AU:22:ARG:HA	24:AU:23:PRO:HD3	1.92	0.41
26:BA:94:G:O3'	46:B2:41:GLU:OE1	2.39	0.41
46:B2:48:GLU:HB3	46:B2:49:LEU:H	1.54	0.41
47:B3:40:THR:O	47:B3:41:PRO:C	2.59	0.41
47:B3:47:VAL:HA	47:B3:50:VAL:HG21	1.81	0.41
3:AW:75:C:C4	49:B4:28:ARG:N	2.80	0.41
50:B5:31:THR:HG22	50:B5:42:SER:HA	2.02	0.41
50:B5:6:VAL:H	50:B5:8:LYS:HZ3	1.67	0.41
52:B7:30:ILE:O	52:B7:31:LEU:O	2.38	0.41
54:B9:17:VAL:HG13	54:B9:18:ARG:N	2.36	0.41
26:BA:1034:G:O4'	54:B9:18:ARG:NH2	2.54	0.41
26:BA:1166:C:O2	26:BA:1184:G:N2	2.54	0.41
26:BA:1174:A:N6	26:BA:1177:A:N3	2.69	0.41
26:BA:120:U:C6	26:BA:150:C:N3	2.89	0.41
26:BA:1303:G:H1	26:BA:1625:C:N4	2.19	0.41
26:BA:1341:U:N3	26:BA:1398:C:H5'	2.35	0.41
26:BA:1382:G:H2'	26:BA:1383:C:C6	2.56	0.41
26:BA:1498:C:H6	26:BA:1576:U:O2'	2.00	0.41
26:BA:1513:C:H2'	26:BA:1514:U:C6	2.56	0.41
26:BA:1529:A:H3'	26:BA:1530:G:O4'	2.21	0.41
26:BA:1614:A:H61	39:BW:88:ARG:CA	2.33	0.41
26:BA:1647:G:H4'	26:BA:1648:C:H5'	2.03	0.41
26:BA:1655:A:O3'	28:BE:212:GLY:CA	2.68	0.41

*Continued on next page...*



*Continued from previous page...*

Atom-1	Atom-2	Interatomic distance (Å)	Clash overlap (Å)
1:AA:1517:G:N9	26:BA:1919:A:O3'	2.54	0.41
26:BA:2056:G:N7	26:BA:2577:A:C5	2.88	0.41
26:BA:2206:C:C2	26:BA:2207:C:C6	3.09	0.41
26:BA:2272:U:O4'	26:BA:2272:U:O2	2.38	0.41
26:BA:2306:C:C4	26:BA:2311:A:N1	2.88	0.41
26:BA:2334:G:O4'	26:BA:2334:G:OP1	2.39	0.41
26:BA:2447:G:H4'	26:BA:2448:A:O5'	2.20	0.41
26:BA:247:G:C6	53:B8:11:LYS:NZ	2.80	0.41
26:BA:2516:G:C2'	26:BA:2517:C:O5'	2.68	0.41
26:BA:1128:A:N6	26:BA:2518:A:N6	2.51	0.41
26:BA:2548:G:O5'	26:BA:2548:G:H8	2.04	0.41
26:BA:2053:G:N2	26:BA:2617:C:C6	2.89	0.41
26:BA:2679:A:C5	26:BA:2680:C:H5	2.32	0.41
26:BA:2693:A:N3	26:BA:2694:G:N7	2.68	0.41
26:BA:26:G:O5'	26:BA:26:G:H8	2.03	0.41
26:BA:2710:C:H2'	26:BA:2711:A:H8	1.86	0.41
26:BA:2748:A:C5	26:BA:2749:A:C2	2.95	0.41
26:BA:2763:G:O5'	26:BA:2763:G:H8	2.04	0.41
26:BA:2774:C:H2'	26:BA:2775:A:C8	2.47	0.41
26:BA:606:U:H5'	29:BF:103:ASN:ND2	2.35	0.41
26:BA:628:G:H2'	26:BA:629:G:C8	2.55	0.41
26:BA:705:A:H8	26:BA:705:A:OP2	2.04	0.41
26:BA:798:G:N1	26:BA:799:G:C6	2.88	0.41
25:BB:66:A:C2	25:BB:108:C:C4	3.09	0.41
25:BB:24:G:N7	25:BB:56:G:N9	2.68	0.41
27:BD:157:ALA:C	27:BD:194:VAL:HG11	2.29	0.41
26:BA:1567:A:C4	27:BD:84:PRO:HG3	2.55	0.41
28:BE:86:TYR:N	28:BE:86:TYR:CD1	2.88	0.41
29:BF:25:PRO:CG	29:BF:26:VAL:H	2.34	0.41
30:BG:29:HIS:ND1	30:BG:69:ILE:CG1	2.84	0.41
31:BH:75:VAL:CG1	31:BH:76:GLU:N	2.71	0.41
55:BK:129:GLU:O	55:BK:133:LYS:HE3	2.20	0.41
33:BN:101:VAL:O	33:BN:102:ARG:HG2	2.21	0.41
33:BN:135:ILE:CA	33:BN:139:LEU:HD11	2.51	0.41
33:BN:75:PRO:HD3	33:BN:136:SER:CB	2.44	0.41
34:BO:77:ILE:C	34:BO:78:ARG:CG	2.89	0.41
26:BA:2275:C:C2	36:BQ:103:ALA:HB2	2.46	0.41
36:BQ:133:GLU:OE1	36:BQ:134:PHE:CA	2.69	0.41
36:BQ:42:TYR:H	36:BQ:43:PRO:CD	2.34	0.41
36:BQ:66:ASN:CB	36:BQ:70:ARG:HH21	2.24	0.41
36:BQ:72:VAL:CG2	36:BQ:135:ALA:HB2	2.42	0.41

*Continued on next page...*



*Continued from previous page...*

Atom-1	Atom-2	Interatomic distance (Å)	Clash overlap (Å)
37:BS:86:LEU:HA	37:BS:125:ALA:HB2	2.03	0.41
38:BT:14:GLU:O	38:BT:15:PRO:O	2.38	0.41
41:BY:71:VAL:CB	41:BY:93:THR:H	2.26	0.41
42:BZ:41:ARG:CD	42:BZ:41:ARG:H	2.33	0.41
42:BZ:70:GLN:C	42:BZ:72:ASP:H	2.24	0.41
1:AA:1347:G:N2	1:AA:1373:G:C4	2.89	0.41
1:AA:768:A:C2	1:AA:1512:U:H4'	2.55	0.41
1:AA:278:G:OP2	20:AQ:41:LYS:NZ	2.49	0.41
1:AA:54:C:C5	1:AA:352:C:H2'	2.56	0.41
1:AA:508:C:H4'	1:AA:509:A:O5'	2.21	0.41
1:AA:672:U:O2	1:AA:672:U:H2'	2.21	0.41
1:AA:947:G:C4'	1:AA:1332:A:C2	3.00	0.41
1:AA:95:U:H2'	1:AA:96:G:H8	1.85	0.41
7:AD:119:GLN:HG2	7:AD:123:HIS:CD2	2.56	0.41
11:AH:27:PRO:HB2	11:AH:32:LYS:NZ	2.30	0.41
12:AI:58:ARG:HB3	12:AI:59:PHE:HD1	1.86	0.41
15:AL:60:LEU:HD23	15:AL:64:TYR:HB3	2.02	0.41
1:AA:280:C:O2	20:AQ:38:ARG:HG3	2.21	0.41
2:AV:16:U:H4'	2:AV:18:G:C5'	2.51	0.41
2:AV:50:U:H2'	2:AV:51:G:C8	2.56	0.41
2:AV:72:C:H2'	2:AV:73:A:O4'	2.20	0.41
48:B0:41:ARG:C	48:B0:67:VAL:HG22	2.41	0.41
48:B0:6:GLY:O	48:B0:7:VAL:C	2.58	0.41
46:B2:9:ARG:HB2	46:B2:59:ILE:HD11	2.03	0.41
46:B2:61:GLY:O	46:B2:65:ASP:N	2.47	0.41
47:B3:12:PRO:C	47:B3:15:TYR:HD1	2.25	0.41
52:B7:13:ALA:O	52:B7:16:HIS:C	2.54	0.41
52:B7:21:ARG:HH21	52:B7:44:VAL:HG23	1.85	0.41
53:B8:23:MET:SD	53:B8:48:PHE:CA	3.08	0.41
26:BA:1012:U:H3'	26:BA:1012:U:C6	2.56	0.41
26:BA:1163:G:N1	26:BA:1164:G:C8	2.89	0.41
26:BA:1252:G:C8	26:BA:1253:A:C1'	3.03	0.41
26:BA:126:A:C5	52:B7:18:PHE:CG	3.09	0.41
26:BA:1315:C:N4	26:BA:1337:G:H1	2.19	0.41
26:BA:131:G:H1	26:BA:148:C:H42	1.69	0.41
26:BA:1545:A:OP1	26:BA:545(A):A:OP1	2.39	0.41
26:BA:1394:U:H5''	26:BA:1604:C:P	2.61	0.41
26:BA:1781:C:C6	26:BA:1781:C:C3'	3.04	0.41
26:BA:1842:G:H2'	26:BA:1843:C:O4'	2.21	0.41
26:BA:1998:G:O2'	26:BA:2724:C:H1'	2.21	0.41
26:BA:2077:A:OP2	26:BA:2238:G:N1	2.49	0.41

*Continued on next page...*



*Continued from previous page...*

Atom-1	Atom-2	Interatomic distance (Å)	Clash overlap (Å)
26:BA:2239:G:H5''	26:BA:2240:C:OP2	2.21	0.41
26:BA:2572:A:C3'	26:BA:2572:A:C8	3.04	0.41
26:BA:2588:G:H2'	26:BA:2589:A:O4'	2.21	0.41
26:BA:2648:C:C6	26:BA:2649:U:C5	3.09	0.41
26:BA:2686:G:C6	26:BA:2687:U:C6	3.09	0.41
26:BA:2691:C:C2'	26:BA:2692:C:O5'	2.69	0.41
26:BA:2743:C:N1	26:BA:2762:G:N2	2.69	0.41
26:BA:1709:U:C2'	26:BA:2859:G:N3	2.81	0.41
26:BA:2830:G:H2'	26:BA:2883:A:N1	2.36	0.41
26:BA:517:C:O2'	39:BW:18:ARG:NH2	2.49	0.41
26:BA:530:G:O2'	26:BA:531:C:O5'	2.36	0.41
26:BA:556:G:H2'	26:BA:557:U:C6	2.56	0.41
26:BA:697:C:H2'	26:BA:698:C:H6	1.85	0.41
26:BA:780:G:O6	27:BD:233:ASP:CG	2.59	0.41
26:BA:816:C:N4	26:BA:1192:G:O6	2.54	0.41
25:BB:49:C:P	37:BS:110:THR:OG1	2.79	0.41
27:BD:78:ALA:HA	27:BD:94:ASN:HD22	1.86	0.41
29:BF:151:GLN:OE1	29:BF:154:VAL:HG23	2.07	0.41
29:BF:220:THR:O	29:BF:225:PRO:CD	2.68	0.41
31:BH:124:VAL:N	31:BH:125:PRO:CD	2.83	0.41
31:BH:7:PRO:HA	31:BH:50:THR:OG1	2.21	0.41
31:BH:71:LEU:C	31:BH:73:ASN:H	2.22	0.41
32:BI:129:VAL:HA	32:BI:130:PRO:HD2	1.96	0.41
55:BK:37:GLU:CA	55:BK:41:ARG:HH12	1.95	0.41
33:BN:48:GLY:C	33:BN:50:GLU:N	2.74	0.41
34:BO:81:GLU:CG	34:BO:82:ASN:N	2.66	0.41
36:BQ:16:ARG:N	36:BQ:20:ILE:HG12	2.34	0.41
43:BR:118:GLU:OE2	43:BR:118:GLU:HA	2.19	0.41
43:BR:51:LEU:O	43:BR:54:LEU:N	2.44	0.41
44:BU:11:ARG:CG	44:BU:12:ARG:H	2.34	0.41
44:BU:49:ASP:HA	44:BU:52:ASN:CB	2.50	0.41
44:BU:68:GLY:O	44:BU:70:ARG:C	2.58	0.41
45:BV:73:LYS:C	45:BV:74:TYR:CD2	2.94	0.41
39:BW:4:LYS:HG2	39:BW:106:ILE:HG12	2.03	0.41
39:BW:19:LEU:HD21	50:B5:25:LEU:N	2.36	0.41
41:BY:41:ARG:HD3	41:BY:111:ARG:HG2	2.02	0.41
41:BY:51:LEU:N	41:BY:97:ARG:HH21	2.16	0.41
42:BZ:112:LEU:HD12	42:BZ:177:THR:CG2	2.51	0.41
42:BZ:34:LEU:HD13	42:BZ:35:ASP:N	2.16	0.41
1:AA:1004:A:H3'	1:AA:1025:U:N3	2.36	0.41
1:AA:157:G:C2	1:AA:165:C:N3	2.89	0.41

*Continued on next page...*



*Continued from previous page...*

Atom-1	Atom-2	Interatomic distance (Å)	Clash overlap (Å)
1:AA:17:U:O2	1:AA:919:A:C2	2.74	0.41
1:AA:224:C:H2'	1:AA:225:C:C6	2.55	0.41
1:AA:160:A:C2	1:AA:343:U:H4'	2.56	0.41
1:AA:39:G:H1'	1:AA:498:U:C5	2.56	0.41
1:AA:781:A:O3'	1:AA:1522:U:H1'	2.20	0.41
1:AA:950:U:C2	1:AA:951:G:C8	3.08	0.41
5:AB:15:VAL:CG2	5:AB:209:ARG:HD2	2.50	0.41
7:AD:19:LEU:CD2	7:AD:67:ILE:HG12	2.48	0.41
3:AW:37:YYG:H141	10:AG:84:ASN:ND2	2.36	0.41
14:AK:42:TRP:CZ3	14:AK:47:VAL:HG21	2.55	0.41
14:AK:48:ILE:HD13	14:AK:63:LEU:HB3	2.03	0.41
1:AA:948:C:OP1	16:AM:108:ARG:N	2.53	0.41
18:AO:35:ARG:HH12	18:AO:59:MET:HG3	1.86	0.41
21:AR:47:THR:O	21:AR:82:THR:HA	2.21	0.41
1:AA:191:G:O2'	23:AT:102:GLY:O	2.34	0.41
2:AV:67:A:O2'	2:AV:68:U:H5'	2.21	0.41
4:AX:116:U:H2'	4:AX:117:U:H6	1.86	0.41
48:B0:26:PHE:N	48:B0:26:PHE:CD1	2.89	0.41
48:B0:35:ASN:C	48:B0:68:VAL:HG21	2.41	0.41
47:B3:39:ASP:O	47:B3:44:ARG:HB2	2.21	0.41
26:BA:2396:G:O2'	49:B4:27:THR:CA	2.69	0.41
51:B6:19:GLY:C	51:B6:44:ALA:HB2	2.42	0.41
52:B7:31:LEU:O	52:B7:33:ARG:N	2.54	0.41
53:B8:26:LYS:HE3	53:B8:44:LYS:C	2.30	0.41
53:B8:29:LYS:HB2	53:B8:30:ARG:H	1.71	0.41
26:BA:1023:U:H2'	26:BA:1024:G:C4'	2.51	0.41
26:BA:974(A):C:P	26:BA:1186:G:H21	2.44	0.41
26:BA:1265:A:HO2'	26:BA:1266:G:P	2.44	0.41
26:BA:1298:C:H4'	26:BA:1302:A:N6	2.36	0.41
26:BA:1364:G:C8	26:BA:1364:G:C5'	3.00	0.41
26:BA:1789:A:H2'	26:BA:1790:C:H1'	2.03	0.41
26:BA:1906:G:H1	26:BA:1924:C:H42	1.69	0.41
26:BA:2058:A:C8	26:BA:2058:A:O5'	2.74	0.41
26:BA:2279:G:N1	26:BA:2280:G:C5	2.89	0.41
26:BA:2305:A:C8	26:BA:2306:C:C6	3.09	0.41
26:BA:2327:A:N1	26:BA:2328:A:H2	2.03	0.41
26:BA:2330:G:H2'	26:BA:2331:G:C4'	2.51	0.41
26:BA:2355:C:C5'	26:BA:2356:C:OP2	2.69	0.41
26:BA:826:U:P	26:BA:2428:G:H3'	2.61	0.41
26:BA:2468:G:H2'	26:BA:2469:A:C8	2.56	0.41
26:BA:2468:G:C2'	26:BA:2469:A:C5'	2.96	0.41

*Continued on next page...*



*Continued from previous page...*

Atom-1	Atom-2	Interatomic distance (Å)	Clash overlap (Å)
26:BA:2531:A:O5'	26:BA:2531:A:H8	2.03	0.41
26:BA:2543:G:C6	26:BA:2544:G:O6	2.71	0.41
26:BA:256:A:H2'	26:BA:257:A:H8	1.78	0.41
26:BA:2533:A:C4'	26:BA:2664:G:O2'	2.68	0.41
26:BA:2689:U:O4'	26:BA:2713:A:H2	2.00	0.41
26:BA:2783:G:H2'	26:BA:2784:C:O4'	2.21	0.41
26:BA:414:C:C4	26:BA:2409:G:N1	2.81	0.41
26:BA:477:A:C6	26:BA:478:A:N6	2.88	0.41
26:BA:532:A:OP1	44:BU:25:TRP:CD1	2.74	0.41
26:BA:2712:U:H6	26:BA:712(A):A:H8	1.23	0.41
26:BA:775:G:N2	26:BA:788:A:OP2	2.52	0.41
25:BB:59:A:O4'	30:BG:144:ARG:NH2	2.53	0.41
27:BD:143:ILE:HG21	27:BD:153:LEU:CB	2.46	0.41
28:BE:199:ALA:CA	28:BE:314:ALA:HA	2.50	0.41
26:BA:2733:A:N1	28:BE:316:ARG:O	2.54	0.41
28:BE:45:LYS:HD3	28:BE:301:PRO:CG	2.51	0.41
29:BF:56:THR:CG2	29:BF:57:PRO:HD3	2.46	0.41
30:BG:100:ASP:HB2	30:BG:101:THR:H	1.66	0.41
30:BG:141:VAL:C	30:BG:143:LYS:N	2.74	0.41
30:BG:144:ARG:HD2	30:BG:144:ARG:N	2.36	0.41
30:BG:145:ASP:HB2	37:BS:15:GLU:HG3	2.01	0.41
31:BH:10:ILE:HG13	31:BH:49:ILE:CG1	2.51	0.41
32:BI:92:SER:C	32:BI:93:ILE:CG2	2.90	0.41
55:BK:68:PHE:HB3	55:BK:69:ILE:H	1.73	0.41
26:BA:1012:U:C2	33:BN:21:ARG:NH1	2.80	0.41
36:BQ:47:GLU:CB	36:BQ:123:ILE:HG12	2.48	0.41
36:BQ:137:ARG:C	36:BQ:139:ALA:N	2.74	0.41
36:BQ:25:GLY:C	36:BQ:27:GLY:H	2.24	0.41
36:BQ:85:ILE:HB	36:BQ:122:PHE:CE2	2.53	0.41
43:BR:37:THR:HG22	43:BR:111:LEU:HD23	2.02	0.41
43:BR:20:LEU:HD13	43:BR:21:TYR:CB	2.40	0.41
25:BB:12:C:C2	37:BS:10:MET:CE	3.03	0.41
37:BS:36:ALA:CB	37:BS:118:ILE:HD13	2.51	0.41
37:BS:65:ASP:C	37:BS:66:LEU:HD12	2.41	0.41
44:BU:80:ILE:O	44:BU:83:LEU:HB2	2.21	0.41
44:BU:84:LYS:C	44:BU:86:ALA:H	2.23	0.41
41:BY:101:LEU:O	41:BY:103:LEU:CD1	2.68	0.41
41:BY:47:THR:HA	41:BY:61:GLU:HA	2.03	0.41
41:BY:73:HIS:C	41:BY:91:LEU:HD12	2.26	0.41
42:BZ:102:GLY:O	42:BZ:103:ARG:O	2.39	0.41
42:BZ:66:VAL:HG23	42:BZ:69:VAL:CG2	2.51	0.41

*Continued on next page...*



*Continued from previous page...*

Atom-1	Atom-2	Interatomic distance (Å)	Clash overlap (Å)
1:AA:113:G:H1'	1:AA:354:G:H5''	2.02	0.40
1:AA:1242:C:O2'	1:AA:1303:C:C5'	2.69	0.40
1:AA:150:C:H2'	1:AA:151:A:O4'	2.20	0.40
6:AC:88:ARG:CZ	6:AC:101:LEU:H	2.34	0.40
7:AD:121:VAL:HG22	7:AD:126:ILE:HG13	2.03	0.40
16:AM:77:ASN:HA	16:AM:80:ARG:HD3	2.04	0.40
1:AA:728:A:N7	18:AO:54:ARG:HD2	2.36	0.40
2:AV:58:A:N7	2:AV:61:C:C4	2.89	0.40
3:AW:52:U:O2'	3:AW:53:G:H5'	2.21	0.40
26:BA:922:U:O2	48:B0:26:PHE:HZ	2.04	0.40
48:B0:39:ARG:CB	48:B0:69:PHE:HZ	2.35	0.40
48:B0:37:LEU:CG	48:B0:71:ASN:ND2	2.84	0.40
46:B2:21:ASP:O	46:B2:22:ASP:O	2.37	0.40
46:B2:33:VAL:O	46:B2:34:GLN:O	2.39	0.40
47:B3:26:LEU:HD22	47:B3:47:VAL:CG2	2.52	0.40
49:B4:23:GLU:CG	49:B4:29:PRO:CB	2.96	0.40
53:B8:16:ILE:CA	53:B8:22:VAL:HG22	2.50	0.40
53:B8:23:MET:HE3	53:B8:48:PHE:CB	2.51	0.40
26:BA:1153:C:C4	26:BA:1154:G:C6	3.09	0.40
26:BA:1422:G:H2'	26:BA:1423:G:H8	1.86	0.40
26:BA:1802:A:OP2	26:BA:1815:A:N6	2.51	0.40
26:BA:1913:A:N6	26:BA:1917:U:O5'	2.54	0.40
26:BA:2246:G:HO2'	26:BA:2247:A:C5'	2.07	0.40
26:BA:2257:U:O2'	26:BA:2258:C:P	2.79	0.40
26:BA:2347:C:C2	26:BA:2348:U:H5	2.32	0.40
26:BA:2381:C:C3'	26:BA:2381:C:C6	3.04	0.40
26:BA:2061:G:N9	26:BA:2503:A:C2	2.89	0.40
26:BA:2574:G:N3	26:BA:2575:C:C6	2.88	0.40
26:BA:2589:A:N1	26:BA:2606:C:C4	2.89	0.40
26:BA:2048:G:O6	26:BA:2621:A:N1	2.54	0.40
26:BA:264:C:O2'	26:BA:265:A:H3'	2.22	0.40
26:BA:2695:C:C2'	26:BA:2696:U:C5	2.93	0.40
26:BA:2717:G:C2'	26:BA:2718:G:H5''	2.51	0.40
26:BA:2768:C:C6	26:BA:2768:C:C3'	3.04	0.40
26:BA:2816:C:O2'	26:BA:2817:G:O5'	2.39	0.40
26:BA:2861:G:C4	26:BA:2862:G:N7	2.89	0.40
26:BA:297:C:C4	26:BA:298:G:N3	2.90	0.40
26:BA:388:G:H5'	26:BA:389:G:OP2	2.20	0.40
26:BA:52:A:N1	26:BA:178:G:O2'	2.46	0.40
26:BA:545(A):A:N7	26:BA:1546:C:O2	2.53	0.40
26:BA:669:G:C4	26:BA:801:G:C6	3.09	0.40

*Continued on next page...*



*Continued from previous page...*

Atom-1	Atom-2	Interatomic distance (Å)	Clash overlap (Å)
27:BD:145:LEU:C	27:BD:145:LEU:HD13	2.41	0.40
26:BA:1819:A:C2'	27:BD:177:SER:CA	2.64	0.40
29:BF:6:TYR:H	29:BF:139:VAL:HG12	1.86	0.40
30:BG:71:ALA:C	30:BG:72:LYS:CD	2.84	0.40
31:BH:128:THR:CG2	31:BH:129:LYS:H	2.27	0.40
31:BH:57:GLU:HG2	31:BH:57:GLU:H	1.68	0.40
32:BI:3:VAL:CG1	32:BI:21:VAL:HG21	2.47	0.40
32:BI:56:ARG:O	32:BI:60:GLU:HB2	2.21	0.40
32:BI:84:GLY:O	32:BI:85:GLU:CG	2.70	0.40
32:BI:84:GLY:C	32:BI:85:GLU:HG3	2.42	0.40
34:BO:115:ILE:O	34:BO:121:VAL:HG21	2.21	0.40
34:BO:34:ASN:C	34:BO:62:VAL:HG21	2.40	0.40
26:BA:1665:A:C4	34:BO:67:ARG:NH1	2.89	0.40
36:BQ:137:ARG:HD3	36:BQ:138:ARG:CA	2.47	0.40
36:BQ:74:ASN:N	36:BQ:74:ASN:OD1	2.54	0.40
43:BR:17:ARG:O	43:BR:20:LEU:HB3	2.21	0.40
26:BA:2839:G:H5''	43:BR:46:GLY:HA2	2.02	0.40
38:BT:10:GLY:N	38:BT:52:THR:HB	2.33	0.40
38:BT:10:GLY:CA	38:BT:53:ASP:CG	2.89	0.40
44:BU:34:ASN:O	44:BU:38:THR:HG23	2.20	0.40
45:BV:49:GLU:O	45:BV:50:ASP:C	2.60	0.40
41:BY:81:LYS:CB	41:BY:81:LYS:HZ2	2.34	0.40
42:BZ:35:ASP:OD1	42:BZ:38:ALA:N	2.48	0.40
42:BZ:92:VAL:HB	42:BZ:93:GLU:H	1.72	0.40
1:AA:1197:G:OP1	1:AA:1197:G:H3'	2.20	0.40
1:AA:1526:G:OP2	1:AA:1526:G:H8	2.05	0.40
1:AA:198:G:H2'	1:AA:199:G:H8	1.87	0.40
1:AA:300:A:H1'	1:AA:565:U:O2	2.20	0.40
1:AA:819:A:N6	1:AA:1529:G:C8	2.90	0.40
1:AA:908:A:O5'	1:AA:908:A:H8	2.04	0.40
1:AA:926:G:H1	4:AX:116:U:P	2.44	0.40
6:AC:91:LEU:CD1	6:AC:99:VAL:HG22	2.32	0.40
7:AD:58:LEU:HD23	7:AD:206:PHE:CE1	2.56	0.40
15:AL:33:ARG:HG2	15:AL:60:LEU:HG	2.03	0.40
20:AQ:54:GLY:HA2	20:AQ:85:VAL:CG2	2.44	0.40
1:AA:986:A:N9	22:AS:54:GLY:O	2.53	0.40
3:AW:72:C:C2	3:AW:73:A:C8	3.09	0.40
26:BA:2261:C:H3'	48:B0:14:ARG:HE	1.85	0.40
48:B0:71:ASN:O	48:B0:73:GLY:N	2.54	0.40
46:B2:22:ASP:HB2	46:B2:23:LEU:H	1.78	0.40
47:B3:37:LEU:HA	47:B3:37:LEU:HD23	1.85	0.40

*Continued on next page...*



*Continued from previous page...*

Atom-1	Atom-2	Interatomic distance (Å)	Clash overlap (Å)
26:BA:15:G:H21	50:B5:18:MET:CE	2.34	0.40
52:B7:21:ARG:O	52:B7:22:MET:O	2.40	0.40
26:BA:1612:C:O2	52:B7:3:ARG:NH1	2.47	0.40
26:BA:1008:C:HO2'	26:BA:1009:A:H8	1.66	0.40
26:BA:1163:G:O2'	26:BA:1164:G:H5'	2.21	0.40
26:BA:1363:C:O2	26:BA:1364:G:H5'	2.21	0.40
26:BA:1397:U:O2	26:BA:1397:U:C2'	2.69	0.40
26:BA:1518:C:N1	26:BA:1519:G:H1'	2.37	0.40
26:BA:1624:G:H2'	26:BA:1625:C:C6	2.56	0.40
26:BA:1638:C:C4'	26:BA:2709:G:N2	2.84	0.40
26:BA:194:G:C6	26:BA:195:A:C6	3.09	0.40
26:BA:2215:G:C2'	26:BA:2216:G:O5'	2.70	0.40
26:BA:223:A:N1	26:BA:407:G:O2'	2.46	0.40
26:BA:2243:U:O2	26:BA:2244:U:O4'	2.38	0.40
26:BA:2251:G:OP2	26:BA:2496:C:P	2.79	0.40
26:BA:2320:A:C4	26:BA:2333:A:C6	2.99	0.40
26:BA:2376:A:H2'	26:BA:2376:A:N3	2.35	0.40
26:BA:2465:C:HO2'	26:BA:2466:C:C5'	2.19	0.40
26:BA:2491:U:O2	26:BA:2491:U:C2'	2.69	0.40
26:BA:2525:G:N2	26:BA:2539:C:C6	2.90	0.40
26:BA:2557:G:N9	26:BA:2558:C:H5	2.19	0.40
26:BA:2549:G:N2	26:BA:2559:C:O2	2.44	0.40
26:BA:2588:G:C6	26:BA:2589:A:C5	3.09	0.40
26:BA:273:G:H2'	26:BA:273(A):G:C8	2.56	0.40
26:BA:2540:C:H5'	26:BA:2741:A:H4'	2.02	0.40
26:BA:2779:U:C5'	26:BA:2781:A:C8	3.04	0.40
26:BA:2870:C:H2'	26:BA:2871:C:O5'	2.21	0.40
26:BA:388:G:C2'	26:BA:390:A:N7	2.77	0.40
26:BA:495:G:O3'	39:BW:62:HIS:NE2	2.52	0.40
26:BA:611:C:O2'	26:BA:616:A:H2	2.02	0.40
26:BA:994:C:N3	44:BU:53:LYS:CE	2.84	0.40
27:BD:144:GLU:HB3	27:BD:188:ARG:C	2.42	0.40
27:BD:86:ARG:C	27:BD:87:SER:HG	2.07	0.40
28:BE:211:GLN:C	28:BE:211:GLN:CD	2.79	0.40
29:BF:196:THR:OG1	29:BF:201:SER:CA	2.69	0.40
29:BF:52:ALA:N	29:BF:55:ARG:HE	2.13	0.40
30:BG:140:ARG:HD2	30:BG:144:ARG:CZ	2.51	0.40
55:BK:129:GLU:HB2	55:BK:139:VAL:HG11	2.02	0.40
55:BK:15:ALA:O	55:BK:17:LYS:N	2.53	0.40
33:BN:135:ILE:O	33:BN:139:LEU:HD22	2.20	0.40
33:BN:57:TYR:HB2	33:BN:135:ILE:CG2	2.52	0.40

*Continued on next page...*



*Continued from previous page...*

Atom-1	Atom-2	Interatomic distance (Å)	Clash overlap (Å)
33:BN:96:GLU:O	33:BN:99:GLU:N	2.54	0.40
34:BO:102:VAL:HG11	34:BO:106:LEU:HD11	2.03	0.40
35:BP:106:VAL:HG21	35:BP:122:ALA:CA	2.51	0.40
35:BP:110:GLY:O	35:BP:111:ALA:C	2.48	0.40
35:BP:66:VAL:O	35:BP:69:ILE:N	2.53	0.40
36:BQ:28:ILE:CB	36:BQ:62:GLU:HG2	2.48	0.40
37:BS:81:ALA:O	37:BS:83:LEU:CA	2.59	0.40
38:BT:13:ILE:HD12	38:BT:33:SER:HB2	2.03	0.40
44:BU:52:ASN:HB2	44:BU:53:LYS:H	1.65	0.40
44:BU:8:ILE:CD1	44:BU:8:ILE:N	2.36	0.40
45:BV:3:ALA:O	45:BV:14:VAL:N	2.52	0.40
41:BY:89:ARG:CB	41:BY:90:PRO:HD2	2.42	0.40
42:BZ:111:GLY:O	42:BZ:112:LEU:O	2.40	0.40
42:BZ:172:LEU:HD21	42:BZ:173:PRO:CD	2.29	0.40
42:BZ:19:ILE:H	42:BZ:36:ARG:N	2.18	0.40
1:AA:1128:C:H1'	1:AA:1146:A:H61	1.85	0.40
1:AA:1237:C:H5'	1:AA:1303:C:O2'	2.22	0.40
1:AA:1405:G:H1'	1:AA:1519:A:O4'	2.21	0.40
1:AA:570:G:H2'	1:AA:571:U:H5	1.82	0.40
1:AA:717:C:N3	1:AA:734:G:C8	2.89	0.40
1:AA:17:U:N3	1:AA:919:A:C2	2.89	0.40
7:AD:79:PHE:CE1	7:AD:204:ILE:HG13	2.57	0.40
7:AD:94:LEU:HA	7:AD:97:LEU:HD12	2.02	0.40
9:AF:41:GLU:O	9:AF:42:GLU:HB3	2.21	0.40
1:AA:1374:A:O2'	10:AG:31:MET:SD	2.67	0.40
10:AG:5:ARG:HB3	10:AG:6:ARG:H	1.60	0.40
16:AM:108:ARG:NH2	16:AM:114:ARG:HA	2.36	0.40
1:AA:1308:U:H4'	16:AM:92:HIS:HE1	1.86	0.40
17:AN:24:CYS:HB3	17:AN:40:CYS:N	2.14	0.40
18:AO:39:LEU:HB3	18:AO:56:LEU:HD13	2.03	0.40
1:AA:1225:A:H5'	22:AS:78:ARG:NH1	2.37	0.40
48:B0:38:VAL:C	48:B0:69:PHE:CZ	2.95	0.40
48:B0:65:GLY:C	48:B0:66:LYS:CE	2.77	0.40
49:B4:24:THR:C	49:B4:26:SER:N	2.75	0.40
50:B5:6:VAL:CG1	50:B5:7:PRO:N	2.83	0.40
51:B6:45:LYS:C	51:B6:46:LYS:NZ	2.73	0.40
52:B7:21:ARG:O	52:B7:22:MET:C	2.58	0.40
52:B7:27:GLY:O	52:B7:28:ARG:O	2.39	0.40
26:BA:1027:A:N1	26:BA:1126:A:C4	2.90	0.40
26:BA:1206:G:H1'	26:BA:1242:A:N6	2.36	0.40
26:BA:1249:U:H5''	44:BU:4:ALA:CB	2.52	0.40

*Continued on next page...*



*Continued from previous page...*

Atom-1	Atom-2	Interatomic distance (Å)	Clash overlap (Å)
26:BA:1342:A:H8	26:BA:1342:A:O5'	2.05	0.40
26:BA:1484:G:C2	26:BA:1506:C:C4	3.09	0.40
26:BA:1575:C:C3'	26:BA:1575:C:C6	3.05	0.40
26:BA:1668:A:C6	26:BA:1674:G:C4	3.09	0.40
26:BA:1795:C:O5'	26:BA:1795:C:H6	2.04	0.40
26:BA:1857:G:H1	26:BA:1884:A:H61	1.68	0.40
26:BA:1895:C:H2'	26:BA:1896:G:O4'	2.20	0.40
26:BA:1953:A:N6	26:BA:2550:G:C5'	2.85	0.40
26:BA:1996:C:H2'	26:BA:1997:G:O5'	2.22	0.40
26:BA:1999:C:H1'	26:BA:2687:U:O2'	2.21	0.40
26:BA:2049:G:C6	26:BA:2619:C:N4	2.81	0.40
26:BA:2190:G:H2'	26:BA:2191:G:H8	1.87	0.40
26:BA:2358:G:H22	53:B8:52:LYS:NZ	2.18	0.40
26:BA:2372:G:O6	26:BA:2373:G:O6	2.39	0.40
26:BA:2562:U:H2'	26:BA:2563:U:H5'	2.02	0.40
26:BA:2637:U:H5	26:BA:2638:G:C6	2.37	0.40
26:BA:2644:G:C8	26:BA:2644:G:C5'	3.00	0.40
26:BA:2646:C:C2'	26:BA:2647:U:C5'	2.89	0.40
26:BA:2710:C:H2'	26:BA:2711:A:O4'	2.20	0.40
26:BA:271:G:H2'	26:BA:272:G:H8	1.85	0.40
26:BA:2779:U:O4'	26:BA:2781:A:N7	2.55	0.40
26:BA:308:G:HO2'	41:BY:54:ASP:CG	2.24	0.40
26:BA:296:C:C2	26:BA:344:G:N2	2.89	0.40
26:BA:388:G:OP1	49:B4:29:PRO:CG	2.68	0.40
26:BA:72:U:HO2'	26:BA:73:A:P	2.44	0.40
26:BA:774:A:O2'	26:BA:775:G:C8	2.73	0.40
26:BA:977:G:H2'	26:BA:978:G:O4'	2.21	0.40
27:BD:128:ALA:HB1	27:BD:189:ALA:C	2.41	0.40
27:BD:146:LYS:O	27:BD:149:ARG:HG2	2.21	0.40
27:BD:69:ASP:HA	27:BD:188:ARG:HH12	1.87	0.40
29:BF:240:LEU:HA	29:BF:243:VAL:CG2	2.41	0.40
29:BF:32:GLY:C	29:BF:36:ARG:HG2	2.41	0.40
29:BF:36:ARG:HB2	29:BF:37:ALA:H	1.53	0.40
29:BF:84:VAL:HG23	29:BF:85:LYS:HD3	1.30	0.40
29:BF:93:LYS:CA	29:BF:96:LYS:CE	2.57	0.40
26:BA:2305:A:N6	30:BG:53:LYS:NZ	2.69	0.40
31:BH:28:PRO:HB2	31:BH:29:LYS:H	1.58	0.40
31:BH:9:GLU:CA	31:BH:49:ILE:HD11	2.52	0.40
32:BI:134:HIS:CD2	32:BI:136:GLU:OE1	2.74	0.40
32:BI:30:LEU:HA	32:BI:33:GLN:HE21	1.87	0.40
55:BK:38:PHE:CG	55:BK:67:THR:CG2	2.97	0.40

*Continued on next page...*



*Continued from previous page...*

Atom-1	Atom-2	Interatomic distance (Å)	Clash overlap (Å)
34:BO:63:VAL:CG2	34:BO:102:VAL:HG11	2.51	0.40
36:BQ:35:ASN:CB	36:BQ:75:SER:CA	2.98	0.40
36:BQ:65:ARG:NH2	36:BQ:86:ARG:N	2.69	0.40
43:BR:16:HIS:O	43:BR:17:ARG:C	2.59	0.40
37:BS:61:ALA:CB	37:BS:88:ALA:CB	2.69	0.40
38:BT:9:CYS:HB2	38:BT:36:CYS:HB3	1.68	0.40
45:BV:41:GLY:C	45:BV:54:TYR:CE1	2.87	0.40
45:BV:71:ILE:O	45:BV:72:ARG:CB	2.60	0.40
39:BW:100:THR:C	39:BW:101:SER:OG	2.60	0.40
39:BW:28:SER:O	39:BW:31:GLU:HB3	2.22	0.40
39:BW:27:LYS:H	39:BW:71:VAL:HG23	1.87	0.40
26:BA:25:U:H5'	39:BW:80:PRO:HD2	2.01	0.40
41:BY:49:GLU:HB3	41:BY:97:ARG:HH11	1.85	0.40
42:BZ:107:GLU:OE1	42:BZ:107:GLU:N	2.35	0.40
42:BZ:39:PHE:CA	42:BZ:43:PHE:CZ	2.80	0.40
1:AA:1277:C:O4'	1:AA:1282:C:C1'	2.65	0.40
1:AA:819:A:C6	1:AA:1529:G:N7	2.89	0.40
1:AA:204:U:H2'	1:AA:204:U:O2	2.21	0.40
1:AA:628:G:H2'	1:AA:629:G:C8	2.56	0.40
1:AA:634:C:H2'	1:AA:635:G:C8	2.42	0.40
1:AA:642:A:C4	11:AH:114:THR:O	2.74	0.40
5:AB:19:HIS:CD2	5:AB:20:GLU:HG2	2.57	0.40
5:AB:55:PHE:HD2	5:AB:221:LEU:HG	1.86	0.40
1:AA:413:G:N1	7:AD:36:ARG:CZ	2.84	0.40
10:AG:26:PHE:CE2	10:AG:30:ILE:HD11	2.56	0.40
12:AI:28:VAL:N	12:AI:31:GLN:O	2.51	0.40
1:AA:1319:A:C5'	22:AS:70:LYS:HE2	2.51	0.40
23:AT:88:VAL:O	23:AT:92:LEU:HG	2.22	0.40
48:B0:61:ALA:CB	48:B0:81:ILE:CD1	2.50	0.40
26:BA:930:U:OP1	47:B3:37:LEU:HD21	2.22	0.40
47:B3:48:GLU:O	47:B3:51:ALA:CB	2.69	0.40
49:B4:5:LEU:CD1	49:B4:8:LYS:CB	2.99	0.40
50:B5:58:LEU:HB3	50:B5:59:ALA:H	1.48	0.40
26:BA:1080:C:C4'	55:BK:126:LYS:CB	2.70	0.40
26:BA:1153:C:H3'	26:BA:1154:G:C8	2.56	0.40
26:BA:1274:A:C2	26:BA:1302:A:H2	2.40	0.40
26:BA:1378:A:HO2'	26:BA:1379:A:P	2.44	0.40
26:BA:1729:A:OP2	26:BA:1730:U:C4	2.75	0.40
26:BA:1882:C:C2'	26:BA:1883:G:H5'	2.52	0.40
26:BA:2014:A:C4	26:BA:2015:A:N1	2.89	0.40
26:BA:2045:C:H2'	26:BA:2046:G:O4'	2.21	0.40

*Continued on next page...*



*Continued from previous page...*

Atom-1	Atom-2	Interatomic distance (Å)	Clash overlap (Å)
26:BA:2070:G:H2'	26:BA:2071:A:H8	1.81	0.40
26:BA:2197:U:O2'	26:BA:2224:G:N2	2.46	0.40
26:BA:2270:G:C6	26:BA:2271:G:C2	3.07	0.40
26:BA:965:C:HO2'	26:BA:2272:U:H6	1.03	0.40
26:BA:2411:A:O2'	26:BA:2412:A:C8	2.48	0.40
26:BA:2416:C:C2'	26:BA:2416:C:O2	2.69	0.40
26:BA:2417:C:H2'	26:BA:2418:A:C8	2.55	0.40
26:BA:957:A:N1	26:BA:2458:G:O3'	2.55	0.40
26:BA:2475:C:OP1	26:BA:2476:A:OP2	2.39	0.40
26:BA:2533:A:C5'	26:BA:2664:G:O2'	2.69	0.40
26:BA:2805:G:O3'	26:BA:2807:G:P	2.79	0.40
26:BA:2813:A:C2	26:BA:2888:C:C2	3.10	0.40
26:BA:294:A:C3'	26:BA:294:A:C8	3.05	0.40
26:BA:296:C:N3	26:BA:297:C:C4	2.90	0.40
26:BA:30:G:H2'	26:BA:31:C:O4'	2.21	0.40
26:BA:357:A:H2'	26:BA:358:U:O4'	2.22	0.40
26:BA:636:G:O5'	35:BP:126:SER:HB2	2.21	0.40
26:BA:812:C:H2'	26:BA:813:U:H6	1.86	0.40
26:BA:81:G:H2'	26:BA:82:G:O4'	2.21	0.40
25:BB:42:C:H2'	25:BB:43:C:C6	2.56	0.40
27:BD:103:ILE:CG1	27:BD:104:ILE:N	2.78	0.40
28:BE:107:GLU:H	28:BE:107:GLU:HG3	1.73	0.40
28:BE:179:ASP:OD1	28:BE:179:ASP:N	2.55	0.40
29:BF:154:VAL:O	29:BF:157:LEU:HB2	2.20	0.40
29:BF:158:GLU:HA	29:BF:161:ASP:OD2	2.22	0.40
29:BF:94:THR:HG23	29:BF:95:GLU:N	2.37	0.40
25:BB:57:A:O2'	30:BG:13:MET:CG	2.62	0.40
31:BH:73:ASN:ND2	31:BH:137:LYS:HZ1	2.13	0.40
31:BH:137:LYS:O	31:BH:138:GLN:O	2.38	0.40
55:BK:104:GLN:CA	55:BK:107:GLU:HG3	2.52	0.40
55:BK:21:ALA:O	55:BK:26:PRO:HD3	2.20	0.40
55:BK:27:ALA:O	55:BK:30:GLN:N	2.40	0.40
55:BK:73:PRO:CG	55:BK:78:LEU:HD21	2.52	0.40
33:BN:16:ASP:HA	33:BN:45:VAL:HG22	1.47	0.40
33:BN:54:VAL:HG11	33:BN:138:THR:CG2	2.52	0.40
34:BO:39:VAL:CG1	34:BO:40:VAL:N	2.84	0.40
35:BP:110:GLY:N	35:BP:126:SER:HG	2.17	0.40
36:BQ:131:ALA:N	36:BQ:134:PHE:CE2	2.89	0.40
36:BQ:61:LEU:HB2	36:BQ:62:GLU:H	1.60	0.40
36:BQ:62:GLU:C	36:BQ:63:ALA:O	2.44	0.40
38:BT:13:ILE:HG22	38:BT:14:GLU:CD	2.42	0.40

*Continued on next page...*



*Continued from previous page...*

Atom-1	Atom-2	Interatomic distance (Å)	Clash overlap (Å)
38:BT:53:ASP:CA	38:BT:56:ARG:HG2	2.42	0.40
26:BA:581:C:C5'	44:BU:32:TYR:HB2	2.46	0.40
45:BV:61:VAL:HG23	45:BV:98:ILE:N	2.28	0.40
26:BA:496:G:OP1	39:BW:62:HIS:CE1	2.74	0.40
39:BW:27:LYS:H	39:BW:71:VAL:CG2	2.33	0.40
40:BX:58:MET:O	40:BX:59:ASP:OD2	2.39	0.40
41:BY:3:GLN:HB2	41:BY:6:LYS:CD	2.49	0.40
41:BY:80:GLU:CG	41:BY:86:GLU:HG2	2.46	0.40
1:AA:1287:A:N6	1:AA:1371:G:H4'	2.36	0.40
1:AA:946:A:C2	1:AA:1333:A:H2	2.39	0.40
1:AA:975:A:C4	1:AA:1357:A:H2	2.35	0.40
1:AA:1360:A:C8	1:AA:1360:A:O5'	2.74	0.40
1:AA:1437:C:H2'	1:AA:1438:G:H8	1.87	0.40
1:AA:1405:G:H1'	1:AA:1519:A:C4'	2.52	0.40
1:AA:463:A:H5''	19:AP:80:PHE:HB3	2.04	0.40
1:AA:660:G:H1	1:AA:745:C:N4	2.18	0.40
1:AA:765:G:N2	1:AA:813:U:H5	2.20	0.40
1:AA:575:G:N2	1:AA:880:C:N3	2.54	0.40
7:AD:24:GLU:CB	7:AD:112:VAL:CG1	2.78	0.40
10:AG:75:VAL:HG23	10:AG:145:ALA:HA	2.04	0.40
15:AL:23:LYS:O	15:AL:24:VAL:CG2	2.69	0.40
15:AL:60:LEU:HD23	15:AL:64:TYR:HB2	2.02	0.40
1:AA:375:U:O3'	19:AP:6:LEU:HD22	2.20	0.40
20:AQ:56:VAL:O	20:AQ:77:VAL:HB	2.21	0.40
23:AT:73:HIS:HB3	23:AT:74:LYS:HE2	2.04	0.40
26:BA:72:U:H1'	46:B2:57:LYS:HD2	2.03	0.40
47:B3:8:LEU:CB	47:B3:32:GLN:N	2.73	0.40
49:B4:14:ILE:CG2	49:B4:37:SER:N	2.79	0.40
51:B6:8:ILE:CG2	51:B6:30:ASN:HB2	2.51	0.40
51:B6:36:GLU:HB3	51:B6:52:GLU:CB	2.29	0.40
52:B7:30:ILE:HD13	52:B7:33:ARG:NH1	1.84	0.40
52:B7:34:ARG:HH11	52:B7:42:LEU:CB	2.35	0.40
52:B7:41:GLN:HB2	52:B7:42:LEU:H	1.60	0.40
53:B8:52:LYS:HE3	53:B8:52:LYS:HB2	1.75	0.40
54:B9:10:MET:C	54:B9:10:MET:CE	2.89	0.40
26:BA:996:A:N6	26:BA:1159:U:H3	2.19	0.40
26:BA:1208:C:C4	26:BA:1240:U:O4	2.74	0.40
26:BA:1355:G:H2'	26:BA:1356:G:H8	1.87	0.40
26:BA:145:G:H2'	26:BA:146:G:C8	2.56	0.40
26:BA:1328:G:H1	26:BA:1647:G:H22	1.70	0.40
26:BA:1906:G:C5	26:BA:1929:G:N1	2.90	0.40

*Continued on next page...*



Continued from previous page...

Atom-1	Atom-2	Interatomic distance (Å)	Clash overlap (Å)
26:BA:2069:G:C2	26:BA:2443:C:N3	2.89	0.40
26:BA:954:G:O2'	26:BA:2274:A:C2	2.65	0.40
26:BA:2319:G:OP2	37:BS:9:PRO:HD3	2.21	0.40
26:BA:2320:A:P	26:BA:2320:A:H8	2.42	0.40
26:BA:2322:A:N3	26:BA:2323:G:C8	2.84	0.40
26:BA:227:A:C6	26:BA:2407:G:C8	3.10	0.40
26:BA:2421:G:C5'	51:B6:4:ASP:CG	2.84	0.40
26:BA:2553:G:H3'	26:BA:2553:G:H8	1.86	0.40
26:BA:2563:U:H3	26:BA:2566:A:H8	1.69	0.40
26:BA:2516:G:C6	26:BA:2569:G:N2	2.88	0.40
26:BA:2704:C:H2'	26:BA:2705:A:C1'	2.51	0.40
26:BA:2768:C:N4	26:BA:2769:C:N4	2.57	0.40
26:BA:27:G:H2'	26:BA:28:A:C8	2.56	0.40
26:BA:2808:U:C5'	26:BA:2809:A:OP2	2.69	0.40
26:BA:2850:A:C6	26:BA:2851:A:C5	3.10	0.40
26:BA:30:G:N2	26:BA:511:U:H1'	2.37	0.40
26:BA:619:G:H8	26:BA:619:G:H3'	1.86	0.40
26:BA:2712:U:H5	26:BA:712(A):A:H8	1.40	0.40
26:BA:990:A:OP2	26:BA:1185:C:OP1	2.39	0.40
25:BB:15:A:H1'	25:BB:109:G:C8	2.57	0.40
25:BB:10:C:H2'	25:BB:11:C:H6	1.86	0.40
25:BB:80:U:H2'	25:BB:81:G:H8	1.85	0.40
27:BD:140:VAL:CG1	27:BD:190:THR:O	2.65	0.40
27:BD:105:ALA:C	27:BD:194:VAL:O	2.60	0.40
27:BD:74:PRO:HG2	27:BD:96:ALA:H	1.78	0.40
28:BE:215:LYS:HG3	28:BE:216:ARG:N	2.37	0.40
26:BA:2052:G:C4'	28:BE:239:GLY:H	2.35	0.40
26:BA:2574:G:H1'	28:BE:240:PRO:HG3	2.02	0.40
29:BF:51:TYR:O	29:BF:54:LEU:O	2.39	0.40
29:BF:67:GLN:HB3	29:BF:68:ALA:H	1.67	0.40
31:BH:141:GLY:O	31:BH:144:ALA:HB3	2.22	0.40
31:BH:8:ILE:CD1	31:BH:72:ALA:HB2	2.52	0.40
55:BK:113:MET:O	55:BK:114:PRO:C	2.59	0.40
33:BN:24:SER:HG	33:BN:25:GLN:H	1.70	0.40
34:BO:111:PHE:O	34:BO:113:LYS:HB2	2.21	0.40
34:BO:22:ILE:H	34:BO:41:ALA:HB2	1.87	0.40
34:BO:33:ALA:HB2	34:BO:39:VAL:HG22	2.04	0.40
34:BO:43:VAL:HG21	34:BO:53:LYS:O	2.21	0.40
34:BO:20:LEU:CG	34:BO:44:LYS:HD3	2.47	0.40
34:BO:9:LYS:HG3	34:BO:18:GLU:HG2	2.03	0.40
35:BP:129:ALA:N	35:BP:132:LYS:HD3	2.35	0.40

Continued on next page...



*Continued from previous page...*

Atom-1	Atom-2	Interatomic distance (Å)	Clash overlap (Å)
36:BQ:17:ARG:O	36:BQ:22:GLY:O	2.38	0.40
36:BQ:58:HIS:O	36:BQ:61:LEU:CB	2.68	0.40
43:BR:100:LEU:HA	43:BR:100:LEU:HD13	1.91	0.40
43:BR:62:ALA:HB3	43:BR:80:PHE:CZ	2.52	0.40
37:BS:34:LEU:CG	37:BS:103:ASP:N	2.84	0.40
38:BT:20:MET:HB3	38:BT:30:HIS:HA	2.03	0.40
26:BA:19:C:P	44:BU:23:GLY:HA3	2.61	0.40
44:BU:22:LYS:HB2	44:BU:23:GLY:H	1.55	0.40
44:BU:24:PHE:HB2	44:BU:25:TRP:H	1.47	0.40
44:BU:60:LEU:C	44:BU:62:ILE:N	2.73	0.40
45:BV:67:LYS:HE3	45:BV:94:LYS:CD	2.39	0.40
39:BW:24:ILE:HG22	39:BW:35:ILE:CG1	2.52	0.40
40:BX:39:ASP:O	40:BX:41:VAL:CA	2.70	0.40
42:BZ:18:MET:C	42:BZ:36:ARG:NE	2.75	0.40
42:BZ:79:ILE:CG2	42:BZ:80:HIS:CE1	2.92	0.40

All (145) symmetry-related close contacts are listed below. The label for Atom-2 includes the symmetry operator and encoded unit-cell translations to be applied.

Atom-1	Atom-2	Interatomic distance (Å)	Clash overlap (Å)
26:BA:6:A:O4'	26:BA:2902:C:C2'[8_554]	0.72	1.48
26:BA:2899:G:N1	26:BA:2901:C:C4[8_554]	0.79	1.41
26:BA:6:A:C4'	26:BA:2902:C:C2'[8_554]	0.97	1.23
26:BA:2900:A:N7	26:BA:2900:A:N6[8_554]	1.03	1.17
26:BA:3:U:O4	26:BA:2899:G:O2'[8_554]	1.09	1.11
26:BA:2900:A:C6	26:BA:2900:A:C6[8_554]	1.12	1.08
26:BA:6:A:O4'	26:BA:2902:C:C1'[8_554]	1.13	1.07
26:BA:2900:A:C5	26:BA:2900:A:C6[8_554]	1.14	1.06
26:BA:2899:G:C2	26:BA:2901:C:N3[8_554]	1.15	1.05
26:BA:6:A:C4'	26:BA:2902:C:O2'[8_554]	1.17	1.03
26:BA:2899:G:C5	26:BA:2901:C:N4[8_554]	1.20	1.00
1:AA:359:U:OP1	32:BI:82:LYS:NZ[3_454]	1.20	1.00
26:BA:5:A:C8	26:BA:2901:C:C2'[8_554]	1.21	0.99
26:BA:5:A:N7	26:BA:2901:C:C1'[8_554]	1.23	0.97
26:BA:5:A:N7	26:BA:2901:C:N1[8_554]	1.26	0.94
26:BA:2900:A:C5	26:BA:2900:A:N6[8_554]	1.28	0.92
26:BA:1:G:O6	26:BA:2898:U:O2[8_554]	1.29	0.91
26:BA:2899:G:N1	26:BA:2901:C:N3[8_554]	1.32	0.88
26:BA:2899:G:C6	26:BA:2901:C:N4[8_554]	1.32	0.88
26:BA:6:A:O4'	26:BA:2902:C:C3'[8_554]	1.33	0.87

*Continued on next page...*



*Continued from previous page...*

Atom-1	Atom-2	Interatomic distance (Å)	Clash overlap (Å)
26:BA:4:C:C5	26:BA:2900:A:C2'[8_554]	1.35	0.85
26:BA:3:U:C5	26:BA:2900:A:O4'[8_554]	1.36	0.84
26:BA:2899:G:N2	26:BA:2901:C:N3[8_554]	1.38	0.82
26:BA:1:G:O6	26:BA:2898:U:C2'[8_554]	1.42	0.78
26:BA:2899:G:C6	26:BA:2901:C:C4[8_554]	1.42	0.78
26:BA:5:A:N7	26:BA:2901:C:C2'[8_554]	1.43	0.77
26:BA:6:A:O5'	26:BA:2902:C:C4'[8_554]	1.43	0.77
26:BA:6:A:C4'	26:BA:2902:C:C3'[8_554]	1.43	0.77
26:BA:4:C:C5	26:BA:2900:A:O2'[8_554]	1.46	0.74
26:BA:1:G:C5	26:BA:2898:U:O2'[8_554]	1.54	0.66
26:BA:5:A:C5	26:BA:2901:C:N1[8_554]	1.55	0.65
26:BA:5:A:C8	26:BA:2901:C:C1'[8_554]	1.55	0.65
26:BA:99:U:OP2	26:BA:101:G:O6[7_555]	1.55	0.65
26:BA:2900:A:N1	26:BA:2900:A:C4[8_554]	1.56	0.64
26:BA:2899:G:C4	26:BA:2901:C:N4[8_554]	1.57	0.63
28:BE:93:GLN:NE2	28:BE:96:LEU:CD1[8_554]	1.57	0.63
26:BA:4:C:C6	26:BA:2900:A:O2'[8_554]	1.59	0.61
26:BA:3:U:C6	26:BA:2900:A:O4'[8_554]	1.59	0.61
26:BA:3:U:O4	26:BA:2900:A:C8[8_554]	1.59	0.61
26:BA:3:U:C4	26:BA:2900:A:O4'[8_554]	1.60	0.60
26:BA:6:A:C3'	26:BA:2902:C:O3'[8_554]	1.60	0.60
26:BA:2899:G:O6	26:BA:2901:C:C5[8_554]	1.62	0.58
26:BA:5:A:N6	26:BA:2901:C:C5[8_554]	1.62	0.58
26:BA:6:A:C1'	26:BA:2902:C:C2'[8_554]	1.63	0.57
26:BA:2900:A:C5	26:BA:2900:A:N1[8_554]	1.63	0.57
26:BA:2:G:O6	26:BA:2899:G:C1'[8_554]	1.64	0.56
26:BA:2899:G:N1	26:BA:2901:C:N4[8_554]	1.65	0.55
26:BA:4:C:O2	26:BA:2900:A:N3[8_554]	1.65	0.55
26:BA:6:A:N9	26:BA:2902:C:C6[8_554]	1.65	0.55
26:BA:5:A:N9	26:BA:2901:C:O2[8_554]	1.66	0.54
1:AA:359:U:OP1	32:BI:82:LYS:CE[3_454]	1.66	0.54
26:BA:4:C:C5	26:BA:2901:C:O4'[8_554]	1.68	0.52
26:BA:2899:G:C2	26:BA:2901:C:C4[8_554]	1.69	0.51
26:BA:3:U:C4	26:BA:2899:G:O2'[8_554]	1.69	0.51
26:BA:6:A:O4'	26:BA:2902:C:O4'[8_554]	1.69	0.51
26:BA:4:C:C4	26:BA:2900:A:C2'[8_554]	1.70	0.50
26:BA:6:A:C3'	26:BA:2902:C:C3'[8_554]	1.71	0.49
26:BA:1:G:C6	26:BA:2898:U:C2'[8_554]	1.71	0.49
26:BA:6:A:C5'	26:BA:2902:C:O3'[8_554]	1.73	0.47
26:BA:2:G:O6	26:BA:2899:G:N9[8_554]	1.73	0.47
26:BA:5:A:C6	26:BA:2901:C:C5[8_554]	1.73	0.47

*Continued on next page...*



*Continued from previous page...*

Atom-1	Atom-2	Interatomic distance (Å)	Clash overlap (Å)
26:BA:4:C:C2	26:BA:2900:A:N3[8_554]	1.74	0.46
26:BA:2899:G:N1	26:BA:2901:C:C5[8_554]	1.75	0.45
26:BA:2899:G:C6	26:BA:2901:C:C5[8_554]	1.75	0.45
26:BA:4:C:O2	26:BA:2900:A:C2[8_554]	1.75	0.45
26:BA:6:A:C4'	26:BA:2902:C:O3'[8_554]	1.79	0.41
26:BA:6:A:C1'	26:BA:2902:C:C6[8_554]	1.81	0.39
26:BA:5:A:C4	26:BA:2901:C:C2[8_554]	1.82	0.38
26:BA:2:G:O6	26:BA:2899:G:N3[8_554]	1.82	0.38
26:BA:2899:G:N2	26:BA:2901:C:C2[8_554]	1.82	0.38
26:BA:3:U:C5	26:BA:2900:A:C4'[8_554]	1.82	0.38
26:BA:2:G:O6	26:BA:2899:G:C4[8_554]	1.83	0.37
26:BA:5:A:N6	26:BA:2901:C:C6[8_554]	1.83	0.37
26:BA:5:A:C5	26:BA:2901:C:C2[8_554]	1.83	0.37
26:BA:6:A:O4'	26:BA:2902:C:C4'[8_554]	1.83	0.37
26:BA:1:G:C6	26:BA:2898:U:O2'[8_554]	1.85	0.35
26:BA:6:A:C5'	26:BA:2902:C:O2'[8_554]	1.86	0.34
26:BA:3:U:C5	26:BA:2900:A:C5'[8_554]	1.86	0.34
26:BA:2900:A:C2	26:BA:2900:A:C2[8_554]	1.87	0.33
26:BA:6:A:O5'	26:BA:2902:C:O3'[8_554]	1.87	0.33
26:BA:6:A:OP2	26:BA:2902:C:C5'[8_554]	1.89	0.31
26:BA:1:G:N7	26:BA:2898:U:O3'[8_554]	1.89	0.31
26:BA:5:A:C2'	26:BA:2902:C:O4'[8_554]	1.91	0.29
26:BA:2900:A:C6	26:BA:2900:A:N6[8_554]	1.91	0.29
26:BA:1:G:O6	26:BA:2898:U:C2[8_554]	1.91	0.29
26:BA:5:A:C6	26:BA:2901:C:C6[8_554]	1.93	0.27
26:BA:5:A:C2	26:BA:2902:C:C4[8_554]	1.93	0.27
26:BA:3:U:N3	26:BA:2900:A:O4'[8_554]	1.94	0.26
26:BA:2899:G:N2	26:BA:2901:C:O2[8_554]	1.95	0.25
26:BA:4:C:N3	26:BA:2900:A:N3[8_554]	1.95	0.25
26:BA:3:U:O4	26:BA:2899:G:C2'[8_554]	1.95	0.25
26:BA:5:A:C2	26:BA:2902:C:C5[8_554]	1.95	0.25
26:BA:6:A:C1'	26:BA:2902:C:C1'[8_554]	1.95	0.25
26:BA:5:A:C5	26:BA:2901:C:C6[8_554]	1.96	0.24
26:BA:6:A:O5'	26:BA:2902:C:C3'[8_554]	1.96	0.24
26:BA:6:A:C8	26:BA:2902:C:O4'[8_554]	1.97	0.23
1:AA:359:U:OP1	32:BI:82:LYS:CD[3_454]	1.97	0.23
26:BA:5:A:C8	26:BA:2901:C:O2'[8_554]	1.97	0.23
26:BA:4:C:C4	26:BA:2901:C:O4'[8_554]	1.98	0.22
26:BA:3:U:N3	26:BA:2900:A:N9[8_554]	1.98	0.22
26:BA:6:A:C3'	26:BA:2902:C:C2'[8_554]	1.98	0.22
28:BE:93:GLN:NE2	28:BE:96:LEU:CD2[8_554]	1.98	0.22

*Continued on next page...*



*Continued from previous page...*

Atom-1	Atom-2	Interatomic distance (Å)	Clash overlap (Å)
26:BA:2899:G:C2	26:BA:2901:C:N4[8_554]	1.99	0.21
26:BA:6:A:O4'	26:BA:2902:C:O2'[8_554]	1.99	0.21
26:BA:6:A:C1'	26:BA:2902:C:C3'[8_554]	2.00	0.20
26:BA:1:G:C6	26:BA:2898:U:O2[8_554]	2.01	0.19
26:BA:6:A:C1'	26:BA:2902:C:N1[8_554]	2.01	0.19
26:BA:1:G:N7	26:BA:2898:U:O2'[8_554]	2.01	0.19
26:BA:3:U:C4	26:BA:2900:A:C8[8_554]	2.02	0.18
26:BA:6:A:C5'	26:BA:2902:C:C3'[8_554]	2.02	0.18
26:BA:5:A:C8	26:BA:2901:C:N1[8_554]	2.02	0.18
26:BA:2900:A:N1	26:BA:2900:A:N3[8_554]	2.02	0.18
26:BA:2902:C:O2'	33:BN:4:ALA:O[8_554]	2.03	0.17
26:BA:3:U:N1	26:BA:2900:A:O4'[8_554]	2.04	0.16
26:BA:4:C:C6	26:BA:2901:C:O4'[8_554]	2.04	0.16
26:BA:4:C:N4	26:BA:2901:C:C6[8_554]	2.04	0.16
26:BA:2900:A:C2	26:BA:2900:A:N3[8_554]	2.04	0.16
26:BA:6:A:O5'	26:BA:2902:C:C5'[8_554]	2.04	0.16
26:BA:2900:A:N7	26:BA:2900:A:C6[8_554]	2.05	0.15
26:BA:2899:G:N3	26:BA:2901:C:N4[8_554]	2.06	0.14
26:BA:5:A:N7	26:BA:2901:C:C6[8_554]	2.06	0.14
26:BA:2902:C:O2'	33:BN:4:ALA:N[8_554]	2.06	0.14
26:BA:3:U:C6	26:BA:2900:A:C4'[8_554]	2.07	0.13
26:BA:6:A:C4	26:BA:2902:C:C6[8_554]	2.08	0.12
26:BA:2900:A:C6	26:BA:2900:A:N1[8_554]	2.08	0.12
28:BE:93:GLN:NE2	28:BE:96:LEU:CG[8_554]	2.09	0.11
26:BA:4:C:N3	26:BA:2901:C:N1[8_554]	2.09	0.11
26:BA:5:A:C4	26:BA:2901:C:O2[8_554]	2.09	0.11
26:BA:5:A:C6	26:BA:2901:C:C4[8_554]	2.10	0.10
26:BA:5:A:C8	26:BA:2901:C:O2[8_554]	2.10	0.10
26:BA:3:U:N3	26:BA:2900:A:C1'[8_554]	2.10	0.10
25:BB:0:A:O5'	25:BB:120:U:O5'[7_554]	2.11	0.09
26:BA:1:G:O6	26:BA:2898:U:C1'[8_554]	2.12	0.08
26:BA:5:A:N1	26:BA:2901:C:C4[8_554]	2.13	0.07
26:BA:5:A:N9	26:BA:2901:C:C2[8_554]	2.13	0.07
26:BA:1:G:C5	26:BA:2898:U:C2'[8_554]	2.13	0.07
26:BA:2900:A:C6	26:BA:2900:A:C4[8_554]	2.14	0.06
26:BA:5:A:N7	26:BA:2901:C:C3'[8_554]	2.14	0.06
26:BA:2898:U:O2	26:BA:2902:C:N4[8_554]	2.16	0.04
26:BA:4:C:N3	26:BA:2900:A:C4[8_554]	2.18	0.02
26:BA:6:A:C2'	26:BA:2902:C:C2'[8_554]	2.18	0.02
26:BA:5:A:N7	26:BA:2901:C:O4'[8_554]	2.18	0.02
26:BA:2:G:N1	26:BA:2899:G:N3[8_554]	2.19	0.01

*Continued on next page...*



Continued from previous page...

Atom-1	Atom-2	Interatomic distance (Å)	Clash overlap (Å)
26:BA:5:A:N7	26:BA:2901:C:C2[8_554]	2.19	0.01
26:BA:2:G:C6	26:BA:2899:G:N3[8_554]	2.19	0.01

## 5.3 Torsion angles [i](#)

### 5.3.1 Protein backbone [i](#)

In the following table, the Percentiles column shows the percent Ramachandran outliers of the chain as a percentile score with respect to all X-ray entries followed by that with respect to entries of similar resolution.

The Analysed column shows the number of residues for which the backbone conformation was analysed, and the total number of residues.

Mol	Chain	Analysed	Favoured	Allowed	Outliers	Percentiles	
5	AB	232/256 (91%)	183 (79%)	33 (14%)	16 (7%)	1	20
6	AC	204/239 (85%)	166 (81%)	24 (12%)	14 (7%)	1	20
7	AD	206/209 (99%)	157 (76%)	33 (16%)	16 (8%)	1	17
8	AE	148/162 (91%)	116 (78%)	29 (20%)	3 (2%)	9	46
9	AF	99/101 (98%)	85 (86%)	10 (10%)	4 (4%)	3	31
10	AG	153/156 (98%)	131 (86%)	18 (12%)	4 (3%)	6	40
11	AH	136/138 (99%)	101 (74%)	25 (18%)	10 (7%)	1	18
12	AI	125/128 (98%)	86 (69%)	31 (25%)	8 (6%)	1	22
13	AJ	96/105 (91%)	73 (76%)	14 (15%)	9 (9%)	1	14
14	AK	117/129 (91%)	88 (75%)	22 (19%)	7 (6%)	2	22
15	AL	122/135 (90%)	90 (74%)	13 (11%)	19 (16%)	0	4
16	AM	121/126 (96%)	95 (78%)	20 (16%)	6 (5%)	2	27
17	AN	58/61 (95%)	42 (72%)	12 (21%)	4 (7%)	1	20
18	AO	86/89 (97%)	76 (88%)	9 (10%)	1 (1%)	15	57
19	AP	81/88 (92%)	64 (79%)	11 (14%)	6 (7%)	1	18
20	AQ	102/105 (97%)	78 (76%)	18 (18%)	6 (6%)	2	23
21	AR	71/88 (81%)	54 (76%)	11 (16%)	6 (8%)	1	15
22	AS	78/93 (84%)	60 (77%)	15 (19%)	3 (4%)	4	32
23	AT	97/106 (92%)	79 (81%)	12 (12%)	6 (6%)	2	22

Continued on next page...



*Continued from previous page...*

Mol	Chain	Analysed	Favoured	Allowed	Outliers	Percentiles	
24	AU	22/27 (82%)	17 (77%)	3 (14%)	2 (9%)	1	15
27	BD	169/173 (98%)	60 (36%)	34 (20%)	75 (44%)	0	0
28	BE	183/338 (54%)	89 (49%)	34 (19%)	60 (33%)	0	0
29	BF	179/246 (73%)	51 (28%)	47 (26%)	81 (45%)	0	0
30	BG	116/176 (66%)	46 (40%)	31 (27%)	39 (34%)	0	0
31	BH	162/177 (92%)	74 (46%)	39 (24%)	49 (30%)	0	0
32	BI	144/149 (97%)	71 (49%)	29 (20%)	44 (31%)	0	0
33	BN	111/145 (77%)	34 (31%)	21 (19%)	56 (50%)	0	0
34	BO	120/122 (98%)	61 (51%)	27 (22%)	32 (27%)	0	1
35	BP	82/164 (50%)	28 (34%)	21 (26%)	33 (40%)	0	0
36	BQ	130/138 (94%)	38 (29%)	35 (27%)	57 (44%)	0	0
37	BS	105/186 (56%)	36 (34%)	20 (19%)	49 (47%)	0	0
38	BT	48/66 (73%)	17 (35%)	13 (27%)	18 (38%)	0	0
39	BW	104/113 (92%)	41 (39%)	16 (15%)	47 (45%)	0	0
40	BX	72/84 (86%)	26 (36%)	18 (25%)	28 (39%)	0	0
41	BY	108/119 (91%)	49 (45%)	20 (18%)	39 (36%)	0	0
42	BZ	175/253 (69%)	52 (30%)	53 (30%)	70 (40%)	0	0
43	BR	103/118 (87%)	35 (34%)	20 (19%)	48 (47%)	0	0
44	BU	115/118 (98%)	22 (19%)	23 (20%)	70 (61%)	0	0
45	BV	96/100 (96%)	39 (41%)	25 (26%)	32 (33%)	0	0
46	B2	62/70 (89%)	8 (13%)	9 (14%)	45 (73%)	0	0
47	B3	58/60 (97%)	24 (41%)	13 (22%)	21 (36%)	0	0
48	B0	84/91 (92%)	32 (38%)	17 (20%)	35 (42%)	0	0
49	B4	71/73 (97%)	21 (30%)	16 (22%)	34 (48%)	0	0
50	B5	56/60 (93%)	16 (29%)	18 (32%)	22 (39%)	0	0
51	B6	51/82 (62%)	21 (41%)	9 (18%)	21 (41%)	0	0
52	B7	44/47 (94%)	4 (9%)	7 (16%)	33 (75%)	0	0
53	B8	61/64 (95%)	22 (36%)	10 (16%)	29 (48%)	0	0
54	B9	33/36 (92%)	14 (42%)	9 (27%)	10 (30%)	0	0
55	BK	129/141 (92%)	73 (57%)	18 (14%)	38 (30%)	0	0
All	All	5325/6250 (85%)	2945 (55%)	1015 (19%)	1365 (26%)	0	1



All (1365) Ramachandran outliers are listed below:

Mol	Chain	Res	Type
5	AB	24	TRP
5	AB	104	ASN
5	AB	153	ARG
5	AB	154	LEU
5	AB	161	ALA
6	AC	52	LEU
6	AC	53	ALA
7	AD	5	ILE
7	AD	20	TYR
7	AD	21	LEU
7	AD	29	PRO
7	AD	32	ALA
7	AD	129	ASN
7	AD	170	VAL
9	AF	95	GLU
10	AG	35	LYS
11	AH	44	PHE
11	AH	74	PRO
11	AH	97	VAL
11	AH	121	ASP
11	AH	134	ILE
12	AI	12	GLU
12	AI	70	LYS
13	AJ	61	GLU
14	AK	104	GLN
15	AL	12	ARG
15	AL	27	LEU
15	AL	46	LYS
15	AL	48	PRO
15	AL	127	GLU
16	AM	28	ALA
16	AM	67	GLU
18	AO	88	ARG
20	AQ	34	LYS
20	AQ	99	SER
20	AQ	104	LYS
21	AR	81	PHE
21	AR	82	THR
21	AR	84	LYS
23	AT	71	THR
27	BD	64	ILE
27	BD	66	PHE

*Continued on next page...*



*Continued from previous page...*

Mol	Chain	Res	Type
27	BD	67	LYS
27	BD	82	TYR
27	BD	85	ASN
27	BD	104	ILE
27	BD	106	PRO
27	BD	107	LYS
27	BD	108	ASN
27	BD	111	VAL
27	BD	112	GLY
27	BD	113	MET
27	BD	114	GLU
27	BD	116	MET
27	BD	120	ASP
27	BD	122	ASP
27	BD	124	LYS
27	BD	125	ILE
27	BD	127	ASN
27	BD	142	ASN
27	BD	143	ILE
27	BD	145	LEU
27	BD	149	ARG
27	BD	153	LEU
27	BD	156	ALA
27	BD	158	GLY
27	BD	163	VAL
27	BD	164	LEU
27	BD	168	GLY
27	BD	169	LYS
27	BD	187	CYS
27	BD	189	ALA
27	BD	191	VAL
27	BD	199	ARG
27	BD	205	VAL
27	BD	210	LYS
27	BD	223	ASN
27	BD	224	VAL
27	BD	227	VAL
27	BD	229	MET
27	BD	231	ALA
27	BD	232	VAL
28	BE	41	PHE
28	BE	61	PRO

*Continued on next page...*



*Continued from previous page...*

Mol	Chain	Res	Type
28	BE	79	ARG
28	BE	93	GLN
28	BE	94	ARG
28	BE	105	HIS
28	BE	108	LEU
28	BE	178	LEU
28	BE	205	THR
28	BE	207	GLY
28	BE	214	VAL
28	BE	229	GLN
28	BE	230	GLY
28	BE	232	ARG
28	BE	233	ARG
28	BE	234	ARG
28	BE	244	SER
28	BE	251	PRO
28	BE	253	GLN
28	BE	255	GLN
28	BE	315	VAL
28	BE	316	ARG
29	BF	2	GLU
29	BF	6	TYR
29	BF	21	VAL
29	BF	23	GLU
29	BF	24	THR
29	BF	25	PRO
29	BF	31	ILE
29	BF	35	VAL
29	BF	36	ARG
29	BF	37	ALA
29	BF	40	ALA
29	BF	41	ASN
29	BF	53	GLY
29	BF	54	LEU
29	BF	57	PRO
29	BF	58	ALA
29	BF	62	GLY
29	BF	63	SER
29	BF	82	GLN
29	BF	84	VAL
29	BF	85	LYS
29	BF	87	ARG

*Continued on next page...*



*Continued from previous page...*

Mol	Chain	Res	Type
29	BF	88	SER
29	BF	89	ALA
29	BF	90	HIS
29	BF	91	PRO
29	BF	93	LYS
29	BF	95	GLU
29	BF	99	SER
29	BF	100	LEU
29	BF	102	LEU
29	BF	104	ASP
29	BF	105	LYS
29	BF	106	GLU
29	BF	107	ARG
29	BF	108	GLN
29	BF	110	ALA
29	BF	111	VAL
29	BF	112	ARG
29	BF	113	SER
29	BF	114	ALA
29	BF	139	VAL
29	BF	145	GLU
29	BF	156	LEU
29	BF	158	GLU
29	BF	162	VAL
29	BF	166	ILE
29	BF	167	ASP
29	BF	193	LEU
29	BF	195	VAL
29	BF	198	ASP
29	BF	200	PRO
29	BF	202	THR
29	BF	203	ALA
29	BF	207	LEU
29	BF	210	ALA
29	BF	211	ASP
29	BF	215	ALA
29	BF	218	VAL
29	BF	222	ASP
29	BF	224	ALA
29	BF	237	GLU
29	BF	238	SER
29	BF	240	LEU

*Continued on next page...*



*Continued from previous page...*

Mol	Chain	Res	Type
30	BG	11	HIS
30	BG	14	ARG
30	BG	18	ILE
30	BG	19	GLU
30	BG	21	VAL
30	BG	23	VAL
30	BG	36	ASN
30	BG	54	ALA
30	BG	55	LYS
30	BG	60	GLU
30	BG	77	ASP
30	BG	78	GLU
30	BG	96	SER
30	BG	97	GLN
30	BG	100	ASP
30	BG	101	THR
30	BG	129	ASP
30	BG	141	VAL
30	BG	147	ALA
30	BG	150	SER
31	BH	11	PRO
31	BH	14	VAL
31	BH	21	ASN
31	BH	28	PRO
31	BH	37	HIS
31	BH	48	VAL
31	BH	49	ILE
31	BH	56	ASP
31	BH	58	LYS
31	BH	59	HIS
31	BH	72	ALA
31	BH	75	VAL
31	BH	76	GLU
31	BH	81	GLY
31	BH	97	LYS
31	BH	106	VAL
31	BH	111	PRO
31	BH	127	GLN
31	BH	138	GLN
31	BH	142	GLU
31	BH	146	ASN
31	BH	150	VAL

*Continued on next page...*



*Continued from previous page...*

Mol	Chain	Res	Type
31	BH	167	LEU
31	BH	169	ARG
32	BI	5	PHE
32	BI	6	LEU
32	BI	7	LYS
32	BI	9	VAL
32	BI	13	GLY
32	BI	20	ASN
32	BI	23	ASP
32	BI	25	TYR
32	BI	36	ALA
32	BI	39	ALA
32	BI	44	LEU
32	BI	92	SER
32	BI	98	ILE
32	BI	99	ALA
32	BI	100	GLU
32	BI	101	SER
32	BI	102	LEU
32	BI	103	GLN
32	BI	104	ALA
32	BI	105	GLN
32	BI	111	ASP
32	BI	114	LYS
32	BI	115	ILE
32	BI	121	ILE
32	BI	146	THR
32	BI	148	GLN
33	BN	5	GLU
33	BN	8	ALA
33	BN	15	ARG
33	BN	17	CYS
33	BN	21	ARG
33	BN	22	VAL
33	BN	24	SER
33	BN	26	VAL
33	BN	28	GLU
33	BN	32	ASP
33	BN	39	VAL
33	BN	44	ALA
33	BN	47	THR
33	BN	49	ARG

*Continued on next page...*



*Continued from previous page...*

Mol	Chain	Res	Type
33	BN	50	GLU
33	BN	51	GLU
33	BN	52	GLN
33	BN	61	VAL
33	BN	63	ILE
33	BN	67	ASN
33	BN	69	TYR
33	BN	70	PHE
33	BN	72	PRO
33	BN	76	ASP
33	BN	78	ILE
33	BN	80	LYS
33	BN	81	ARG
33	BN	83	ILE
33	BN	84	ARG
33	BN	95	ARG
33	BN	105	LEU
33	BN	136	SER
33	BN	137	GLU
34	BO	4	GLN
34	BO	14	SER
34	BO	28	SER
34	BO	30	ARG
34	BO	35	ILE
34	BO	47	THR
34	BO	74	GLY
34	BO	89	ASP
34	BO	91	LYS
34	BO	96	THR
34	BO	101	PRO
34	BO	102	VAL
34	BO	105	GLU
34	BO	106	LEU
34	BO	111	PHE
34	BO	112	MET
34	BO	113	LYS
34	BO	115	ILE
35	BP	55	GLN
35	BP	61	ALA
35	BP	66	VAL
35	BP	67	ARG
35	BP	69	ILE

*Continued on next page...*



*Continued from previous page...*

Mol	Chain	Res	Type
35	BP	70	ASP
35	BP	72	ASN
35	BP	95	ASP
35	BP	96	VAL
35	BP	100	ALA
35	BP	102	ASP
35	BP	103	ALA
35	BP	105	TYR
35	BP	111	ALA
35	BP	114	VAL
35	BP	115	ARG
35	BP	117	GLU
35	BP	127	GLU
35	BP	129	ALA
35	BP	131	GLU
35	BP	133	VAL
35	BP	143	THR
36	BQ	10	ILE
36	BQ	18	GLU
36	BQ	23	ILE
36	BQ	28	ILE
36	BQ	30	GLN
36	BQ	43	PRO
36	BQ	55	GLN
36	BQ	56	ILE
36	BQ	58	HIS
36	BQ	59	ASN
36	BQ	61	LEU
36	BQ	62	GLU
36	BQ	63	ALA
36	BQ	73	GLN
36	BQ	83	PHE
36	BQ	88	PHE
36	BQ	93	ILE
36	BQ	94	ARG
36	BQ	102	ARG
36	BQ	105	PHE
36	BQ	109	VAL
36	BQ	119	ASN
36	BQ	127	ASN
36	BQ	135	ALA
36	BQ	141	MET

*Continued on next page...*



*Continued from previous page...*

Mol	Chain	Res	Type
36	BQ	142	LYS
36	BQ	144	THR
36	BQ	147	VAL
36	BQ	154	ALA
37	BS	11	ARG
37	BS	16	ALA
37	BS	17	ARG
37	BS	20	TYR
37	BS	31	LYS
37	BS	34	LEU
37	BS	41	LYS
37	BS	53	ASN
37	BS	54	GLY
37	BS	55	ASP
37	BS	59	ALA
37	BS	72	GLU
37	BS	74	PRO
37	BS	75	THR
37	BS	81	ALA
37	BS	82	TYR
37	BS	84	THR
37	BS	86	LEU
37	BS	97	VAL
37	BS	98	GLU
37	BS	105	GLY
37	BS	107	ASN
37	BS	109	PRO
37	BS	115	VAL
37	BS	116	PHE
37	BS	117	ALA
37	BS	118	ILE
37	BS	123	ILE
37	BS	128	ASP
38	BT	5	GLU
38	BT	9	CYS
38	BT	11	THR
38	BT	12	ASP
38	BT	15	PRO
38	BT	29	THR
38	BT	37	GLU
38	BT	38	ASN
38	BT	51	TRP

*Continued on next page...*



*Continued from previous page...*

Mol	Chain	Res	Type
39	BW	6	ILE
39	BW	7	ALA
39	BW	9	TYR
39	BW	17	VAL
39	BW	20	VAL
39	BW	22	ASP
39	BW	24	ILE
39	BW	25	ARG
39	BW	29	LEU
39	BW	30	GLU
39	BW	33	ARG
39	BW	39	THR
39	BW	41	LYS
39	BW	42	ARG
39	BW	43	GLY
39	BW	44	ALA
39	BW	45	TYR
39	BW	46	PHE
39	BW	56	ALA
39	BW	57	ASN
39	BW	58	ALA
39	BW	59	VAL
39	BW	66	GLU
39	BW	67	ASP
39	BW	68	ARG
39	BW	89	ALA
39	BW	100	THR
40	BX	2	TRP
40	BX	3	ASP
40	BX	4	VAL
40	BX	5	ILE
40	BX	13	LYS
40	BX	19	ASP
40	BX	29	ASP
40	BX	30	ASP
40	BX	31	ARG
40	BX	32	ALA
40	BX	35	GLY
40	BX	36	GLU
40	BX	37	VAL
40	BX	38	ALA
40	BX	39	ASP

*Continued on next page...*



*Continued from previous page...*

Mol	Chain	Res	Type
40	BX	40	ALA
40	BX	46	ASP
40	BX	47	VAL
40	BX	52	VAL
40	BX	57	THR
40	BX	76	GLU
41	BY	14	ALA
41	BY	25	ALA
41	BY	27	LEU
41	BY	28	SER
41	BY	30	ASP
41	BY	31	LEU
41	BY	32	ARG
41	BY	33	GLU
41	BY	35	TYR
41	BY	44	ALA
41	BY	48	VAL
41	BY	50	VAL
41	BY	54	ASP
41	BY	67	LEU
41	BY	75	GLU
41	BY	76	ASP
41	BY	85	GLU
41	BY	93	THR
41	BY	94	SER
42	BZ	3	LEU
42	BZ	6	LYS
42	BZ	14	LEU
42	BZ	16	GLU
42	BZ	31	SER
42	BZ	34	LEU
42	BZ	35	ASP
42	BZ	40	ASP
42	BZ	41	ARG
42	BZ	46	GLN
42	BZ	47	SER
42	BZ	48	THR
42	BZ	51	LEU
42	BZ	69	VAL
42	BZ	72	ASP
42	BZ	73	LYS
42	BZ	75	LYS

*Continued on next page...*



*Continued from previous page...*

Mol	Chain	Res	Type
42	BZ	79	ILE
42	BZ	80	HIS
42	BZ	86	VAL
42	BZ	93	GLU
42	BZ	108	VAL
42	BZ	132	GLN
42	BZ	142	ASN
42	BZ	149	ALA
42	BZ	153	LYS
42	BZ	160	LEU
42	BZ	161	ALA
42	BZ	165	GLU
42	BZ	169	VAL
43	BR	18	LEU
43	BR	19	ALA
43	BR	20	LEU
43	BR	21	TYR
43	BR	22	ARG
43	BR	26	LYS
43	BR	28	LEU
43	BR	29	LEU
43	BR	33	ARG
43	BR	38	VAL
43	BR	39	PRO
43	BR	40	LYS
43	BR	44	LEU
43	BR	45	ARG
43	BR	47	PHE
43	BR	48	VAL
43	BR	52	ILE
43	BR	53	HIS
43	BR	60	LEU
43	BR	61	HIS
43	BR	62	ALA
43	BR	66	VAL
43	BR	68	ARG
43	BR	72	ASP
43	BR	73	VAL
43	BR	74	LYS
43	BR	75	LEU
43	BR	76	VAL
43	BR	82	GLU

*Continued on next page...*



*Continued from previous page...*

Mol	Chain	Res	Type
43	BR	84	ALA
43	BR	86	ARG
43	BR	89	ASP
43	BR	94	TYR
43	BR	106	GLY
43	BR	107	ASP
43	BR	111	LEU
43	BR	112	ALA
44	BU	5	LYS
44	BU	6	THR
44	BU	7	GLY
44	BU	8	ILE
44	BU	13	ARG
44	BU	16	LYS
44	BU	17	VAL
44	BU	20	ARG
44	BU	22	LYS
44	BU	24	PHE
44	BU	27	SER
44	BU	28	ARG
44	BU	29	SER
44	BU	32	TYR
44	BU	34	ASN
44	BU	35	ALA
44	BU	37	GLN
44	BU	38	THR
44	BU	39	LEU
44	BU	40	LEU
44	BU	41	ASN
44	BU	43	ALA
44	BU	44	THR
44	BU	47	TYR
44	BU	48	ARG
44	BU	52	ASN
44	BU	53	LYS
44	BU	54	LYS
44	BU	56	ASP
44	BU	58	ARG
44	BU	64	ARG
44	BU	67	ALA
44	BU	69	ALA
44	BU	71	LEU

*Continued on next page...*



*Continued from previous page...*

Mol	Chain	Res	Type
44	BU	79	PHE
44	BU	80	ILE
44	BU	86	ALA
44	BU	94	VAL
44	BU	96	ALA
44	BU	97	ASP
44	BU	99	ALA
44	BU	105	ALA
44	BU	106	PHE
44	BU	107	LYS
44	BU	108	ALA
44	BU	109	LEU
44	BU	112	ALA
44	BU	114	ARG
44	BU	116	ALA
45	BV	5	ILE
45	BV	6	GLN
45	BV	8	GLY
45	BV	11	GLN
45	BV	13	ARG
45	BV	23	GLU
45	BV	24	SER
45	BV	28	GLU
45	BV	29	ALA
45	BV	31	ASP
45	BV	40	VAL
45	BV	55	THR
45	BV	58	ALA
45	BV	69	ILE
45	BV	71	ILE
45	BV	72	ARG
45	BV	84	THR
45	BV	88	GLN
45	BV	92	ALA
46	B2	2	VAL
46	B2	4	HIS
46	B2	5	VAL
46	B2	6	GLN
46	B2	7	GLU
46	B2	12	THR
46	B2	16	ARG
46	B2	17	GLU

*Continued on next page...*



*Continued from previous page...*

Mol	Chain	Res	Type
46	B2	18	ALA
46	B2	21	ASP
46	B2	23	LEU
46	B2	25	THR
46	B2	26	GLU
46	B2	31	ARG
46	B2	33	VAL
46	B2	34	GLN
46	B2	35	ALA
46	B2	36	ALA
46	B2	40	PRO
46	B2	46	ILE
46	B2	47	LYS
46	B2	48	GLU
46	B2	49	LEU
46	B2	50	ARG
46	B2	51	LYS
46	B2	52	ALA
46	B2	53	ILE
46	B2	54	ALA
46	B2	55	ARG
46	B2	56	ILE
46	B2	58	THR
46	B2	59	ILE
46	B2	60	GLN
46	B2	63	GLU
47	B3	17	LYS
47	B3	18	ASP
47	B3	19	GLN
47	B3	26	LEU
47	B3	30	ARG
47	B3	32	GLN
47	B3	42	ALA
47	B3	43	ILE
47	B3	46	ASN
47	B3	51	ALA
47	B3	52	HIS
47	B3	54	VAL
48	B0	9	SER
48	B0	10	SER
48	B0	12	ASN
48	B0	17	ASN

*Continued on next page...*



*Continued from previous page...*

Mol	Chain	Res	Type
48	B0	21	LEU
48	B0	23	VAL
48	B0	25	LYS
48	B0	30	VAL
48	B0	33	ALA
48	B0	36	ILE
48	B0	38	VAL
48	B0	39	ARG
48	B0	40	GLN
48	B0	51	VAL
48	B0	53	MET
48	B0	59	LEU
48	B0	63	SER
48	B0	68	VAL
48	B0	70	ILE
48	B0	71	ASN
48	B0	72	LYS
48	B0	74	LYS
48	B0	76	ALA
48	B0	78	PHE
48	B0	79	ILE
48	B0	81	ILE
49	B4	6	HIS
49	B4	10	VAL
49	B4	14	ILE
49	B4	17	GLN
49	B4	21	VAL
49	B4	24	THR
49	B4	27	THR
49	B4	32	HIS
49	B4	33	VAL
49	B4	39	VAL
49	B4	41	PRO
49	B4	49	PHE
49	B4	50	LEU
49	B4	51	ASP
49	B4	52	THR
49	B4	55	ARG
49	B4	56	VAL
49	B4	58	LYS
49	B4	59	PHE
49	B4	60	ASN

*Continued on next page...*



*Continued from previous page...*

Mol	Chain	Res	Type
49	B4	64	GLY
49	B4	68	ARG
50	B5	7	PRO
50	B5	9	LYS
50	B5	13	LYS
50	B5	14	SER
50	B5	16	ARG
50	B5	19	ARG
50	B5	20	ARG
50	B5	30	LEU
50	B5	43	HIS
50	B5	52	TYR
50	B5	57	VAL
51	B6	6	PRO
51	B6	8	ILE
51	B6	19	GLY
51	B6	20	PHE
51	B6	30	ASN
51	B6	32	GLN
51	B6	33	ALA
51	B6	34	LYS
51	B6	36	GLU
51	B6	45	LYS
52	B7	4	THR
52	B7	9	ASN
52	B7	10	ARG
52	B7	11	LYS
52	B7	12	ARG
52	B7	13	ALA
52	B7	14	LYS
52	B7	15	THR
52	B7	18	PHE
52	B7	19	ARG
52	B7	20	ALA
52	B7	22	MET
52	B7	23	LYS
52	B7	26	SER
52	B7	29	ASN
52	B7	30	ILE
52	B7	31	LEU
52	B7	33	ARG
52	B7	34	ARG

*Continued on next page...*



*Continued from previous page...*

Mol	Chain	Res	Type
52	B7	35	ARG
52	B7	36	ALA
52	B7	37	LYS
52	B7	39	ARG
52	B7	43	THR
52	B7	44	VAL
52	B7	45	SER
53	B8	5	LYS
53	B8	6	THR
53	B8	7	HIS
53	B8	8	LYS
53	B8	9	MET
53	B8	11	LYS
53	B8	13	ARG
53	B8	14	ILE
53	B8	15	LYS
53	B8	26	LYS
53	B8	27	SER
53	B8	30	ARG
53	B8	32	GLN
53	B8	34	THR
53	B8	39	ASP
53	B8	42	ARG
53	B8	53	ALA
53	B8	56	ALA
53	B8	57	ARG
53	B8	58	MET
53	B8	59	LYS
53	B8	61	MET
53	B8	62	LEU
54	B9	4	ARG
54	B9	6	SER
54	B9	11	CYS
54	B9	14	CYS
54	B9	28	SER
54	B9	33	LYS
55	BK	19	THR
55	BK	27	ALA
55	BK	28	LEU
55	BK	46	THR
55	BK	63	ASP
55	BK	64	LYS

*Continued on next page...*



*Continued from previous page...*

Mol	Chain	Res	Type
55	BK	66	PHE
55	BK	67	THR
55	BK	68	PHE
55	BK	75	ALA
55	BK	76	SER
55	BK	86	GLU
55	BK	87	LYS
55	BK	90	SER
55	BK	97	VAL
55	BK	102	ARG
55	BK	103	LYS
55	BK	114	PRO
55	BK	118	ALA
55	BK	121	LEU
55	BK	122	GLU
5	AB	15	VAL
5	AB	17	PHE
5	AB	181	PHE
5	AB	232	PRO
6	AC	4	LYS
6	AC	25	GLY
6	AC	98	ASN
6	AC	179	ARG
6	AC	206	GLU
7	AD	12	CYS
7	AD	30	LYS
8	AE	11	ILE
8	AE	37	ARG
8	AE	95	ALA
9	AF	69	GLU
11	AH	89	PRO
12	AI	68	GLY
12	AI	103	THR
12	AI	116	LYS
13	AJ	34	VAL
13	AJ	52	GLY
13	AJ	72	VAL
14	AK	126	ARG
15	AL	77	LEU
15	AL	105	TYR
15	AL	116	SER
15	AL	121	GLY

*Continued on next page...*



*Continued from previous page...*

Mol	Chain	Res	Type
16	AM	7	VAL
17	AN	17	LYS
20	AQ	68	ARG
21	AR	37	VAL
22	AS	64	GLU
23	AT	68	LYS
24	AU	17	THR
24	AU	21	TYR
27	BD	77	VAL
27	BD	86	ARG
27	BD	117	SER
27	BD	147	PRO
27	BD	154	VAL
27	BD	159	THR
27	BD	160	SER
27	BD	176	ALA
27	BD	178	GLY
27	BD	183	ILE
27	BD	198	GLY
27	BD	209	ASN
27	BD	211	HIS
27	BD	212	HIS
27	BD	235	PRO
28	BE	67	THR
28	BE	76	PRO
28	BE	87	GLU
28	BE	102	ASP
28	BE	104	PHE
28	BE	176	HIS
28	BE	186	GLU
28	BE	206	LYS
28	BE	225	LYS
28	BE	245	ARG
29	BF	20	ASP
29	BF	26	VAL
29	BF	33	LYS
29	BF	49	ASP
29	BF	101	ASP
29	BF	143	ASP
29	BF	213	ALA
29	BF	217	GLU
29	BF	239	ALA

*Continued on next page...*



*Continued from previous page...*

Mol	Chain	Res	Type
30	BG	28	GLY
30	BG	37	ALA
30	BG	61	PHE
30	BG	102	GLY
31	BH	8	ILE
31	BH	50	THR
31	BH	60	HIS
31	BH	65	GLY
31	BH	70	LEU
31	BH	71	LEU
31	BH	98	GLN
31	BH	109	SER
31	BH	131	ILE
31	BH	139	ARG
31	BH	159	LYS
32	BI	8	ASP
32	BI	10	LYS
32	BI	22	ALA
32	BI	61	GLU
32	BI	83	ALA
32	BI	106	HIS
32	BI	122	ARG
32	BI	123	ALA
32	BI	124	LEU
32	BI	145	VAL
33	BN	19	MET
33	BN	31	LEU
33	BN	40	ASN
33	BN	42	GLU
33	BN	46	ILE
33	BN	48	GLY
33	BN	66	ASP
33	BN	77	GLY
33	BN	82	THR
33	BN	92	GLN
33	BN	94	GLY
33	BN	96	GLU
34	BO	22	ILE
34	BO	29	GLY
34	BO	45	ASP
34	BO	53	LYS
34	BO	54	LYS

*Continued on next page...*



*Continued from previous page...*

Mol	Chain	Res	Type
34	BO	72	PRO
35	BP	71	GLU
35	BP	110	GLY
35	BP	116	HIS
35	BP	130	ARG
36	BQ	27	GLY
36	BQ	57	ARG
36	BQ	64	ALA
36	BQ	65	ARG
36	BQ	67	ALA
36	BQ	90	PHE
36	BQ	95	GLU
36	BQ	116	HIS
36	BQ	117	GLY
36	BQ	121	ASP
36	BQ	131	ALA
36	BQ	136	TRP
37	BS	18	THR
37	BS	40	ASN
37	BS	42	HIS
37	BS	65	ASP
37	BS	67	ALA
37	BS	88	ALA
37	BS	93	GLN
37	BS	121	GLY
37	BS	122	ALA
38	BT	16	GLY
38	BT	25	ASP
38	BT	48	ASN
39	BW	12	ILE
39	BW	13	SER
39	BW	15	ARG
39	BW	16	LYS
39	BW	26	GLY
39	BW	31	GLU
39	BW	47	VAL
39	BW	49	LYS
39	BW	50	VAL
39	BW	70	TYR
39	BW	80	PRO
39	BW	91	GLY
39	BW	99	ARG

*Continued on next page...*



*Continued from previous page...*

Mol	Chain	Res	Type
39	BW	105	VAL
40	BX	14	ALA
40	BX	41	VAL
40	BX	50	GLU
40	BX	59	ASP
40	BX	73	ASP
41	BY	5	ASP
41	BY	21	LYS
41	BY	34	GLU
41	BY	56	ALA
41	BY	68	ASP
41	BY	81	LYS
41	BY	92	ASP
41	BY	106	GLU
42	BZ	2	GLU
42	BZ	5	ALA
42	BZ	7	PRO
42	BZ	21	ALA
42	BZ	27	GLU
42	BZ	37	LYS
42	BZ	39	PHE
42	BZ	42	ALA
42	BZ	53	ASP
42	BZ	58	GLY
42	BZ	59	GLY
42	BZ	64	ALA
42	BZ	76	ARG
42	BZ	112	LEU
42	BZ	127	PRO
42	BZ	139	THR
42	BZ	143	ILE
42	BZ	150	GLY
42	BZ	157	GLY
42	BZ	167	THR
43	BR	42	LYS
43	BR	46	GLY
43	BR	49	ASP
43	BR	58	GLY
43	BR	88	ARG
43	BR	90	ARG
43	BR	92	GLY
43	BR	117	VAL

*Continued on next page...*



*Continued from previous page...*

Mol	Chain	Res	Type
44	BU	12	ARG
44	BU	18	LEU
44	BU	31	GLN
44	BU	42	ALA
44	BU	45	TYR
44	BU	73	GLY
44	BU	110	VAL
44	BU	113	SER
44	BU	115	ASN
44	BU	117	ARG
45	BV	17	GLY
45	BV	30	GLY
45	BV	42	GLY
45	BV	56	VAL
45	BV	75	LYS
46	B2	22	ASP
46	B2	27	LEU
46	B2	39	ALA
46	B2	61	GLY
47	B3	16	PRO
47	B3	44	ARG
47	B3	45	GLY
48	B0	19	LYS
48	B0	42	GLY
48	B0	54	GLY
48	B0	67	VAL
49	B4	8	LYS
49	B4	12	CYS
49	B4	22	MET
49	B4	26	SER
49	B4	40	HIS
49	B4	47	GLU
49	B4	63	PHE
50	B5	15	LYS
50	B5	24	ALA
50	B5	37	HIS
50	B5	42	SER
50	B5	45	ILE
50	B5	47	PRO
51	B6	3	LYS
51	B6	17	GLY
51	B6	18	THR

*Continued on next page...*



*Continued from previous page...*

Mol	Chain	Res	Type
51	B6	23	THR
51	B6	43	VAL
51	B6	48	VAL
52	B7	21	ARG
52	B7	25	LYS
52	B7	27	GLY
52	B7	28	ARG
52	B7	42	LEU
53	B8	28	GLY
53	B8	36	LYS
54	B9	3	VAL
54	B9	9	LYS
55	BK	26	PRO
55	BK	115	ASP
5	AB	96	ARG
5	AB	152	PHE
6	AC	64	VAL
7	AD	4	TYR
7	AD	179	GLU
11	AH	75	ARG
12	AI	55	ALA
13	AJ	54	PHE
14	AK	103	LEU
15	AL	17	LYS
15	AL	24	VAL
15	AL	83	VAL
17	AN	31	ARG
19	AP	43	LYS
19	AP	81	ARG
27	BD	69	ASP
27	BD	78	ALA
27	BD	84	PRO
27	BD	101	ARG
27	BD	109	LEU
27	BD	115	ILE
27	BD	132	GLU
27	BD	193	GLU
28	BE	39	GLN
28	BE	63	GLU
28	BE	75	THR
28	BE	77	PRO
28	BE	83	LEU

*Continued on next page...*



*Continued from previous page...*

Mol	Chain	Res	Type
28	BE	103	GLU
28	BE	177	ALA
28	BE	187	HIS
28	BE	193	PHE
28	BE	213	PRO
28	BE	222	ARG
28	BE	223	LYS
28	BE	299	SER
29	BF	29	ASP
29	BF	34	ALA
29	BF	52	ALA
30	BG	20	LYS
30	BG	53	LYS
30	BG	64	ARG
30	BG	66	GLY
30	BG	93	LEU
31	BH	55	SER
31	BH	68	ARG
31	BH	91	VAL
31	BH	112	VAL
31	BH	137	LYS
31	BH	154	GLU
31	BH	168	VAL
32	BI	24	GLY
33	BN	38	VAL
33	BN	41	ALA
33	BN	108	PRO
34	BO	50	GLY
34	BO	99	PHE
35	BP	57	VAL
35	BP	68	GLU
35	BP	104	ASP
35	BP	132	LYS
35	BP	136	ALA
36	BQ	21	SER
36	BQ	44	ALA
36	BQ	51	GLU
36	BQ	60	ALA
36	BQ	112	ALA
36	BQ	126	VAL
36	BQ	146	THR
37	BS	15	GLU

*Continued on next page...*



*Continued from previous page...*

Mol	Chain	Res	Type
37	BS	56	ASP
37	BS	87	LEU
38	BT	36	CYS
39	BW	83	LYS
39	BW	98	LYS
40	BX	24	LEU
40	BX	34	LYS
41	BY	49	GLU
41	BY	70	ALA
41	BY	71	VAL
41	BY	102	ASP
42	BZ	10	PRO
42	BZ	11	LYS
42	BZ	26	LYS
42	BZ	103	ARG
42	BZ	125	PRO
44	BU	11	ARG
44	BU	19	LYS
44	BU	26	GLY
44	BU	60	LEU
45	BV	32	LYS
45	BV	50	ASP
45	BV	60	VAL
45	BV	90	PHE
46	B2	24	LYS
46	B2	45	ARG
47	B3	2	PRO
48	B0	32	LYS
48	B0	45	PHE
48	B0	69	PHE
49	B4	67	TYR
50	B5	51	TYR
52	B7	2	LYS
53	B8	12	ARG
53	B8	55	TRP
55	BK	21	ALA
55	BK	113	MET
5	AB	158	LEU
6	AC	16	ARG
6	AC	28	GLN
6	AC	66	VAL
7	AD	196	LEU

*Continued on next page...*



*Continued from previous page...*

Mol	Chain	Res	Type
10	AG	90	GLU
11	AH	65	TYR
11	AH	73	ASP
11	AH	77	GLU
14	AK	13	GLN
14	AK	112	THR
14	AK	128	ALA
15	AL	76	ASN
15	AL	96	VAL
15	AL	126	LYS
16	AM	15	VAL
16	AM	117	VAL
19	AP	13	HIS
19	AP	44	THR
21	AR	21	LYS
21	AR	87	ARG
23	AT	69	GLY
23	AT	97	ALA
23	AT	98	PRO
27	BD	197	GLY
27	BD	206	LYS
27	BD	214	MET
27	BD	236	PHE
28	BE	173	ARG
28	BE	243	PRO
28	BE	254	GLY
28	BE	262	THR
28	BE	263	GLU
29	BF	32	GLY
29	BF	39	GLN
29	BF	119	ALA
29	BF	154	VAL
30	BG	25	MET
30	BG	45	THR
30	BG	46	GLY
30	BG	85	GLN
30	BG	135	VAL
31	BH	74	MET
31	BH	152	PRO
32	BI	37	ILE
32	BI	60	GLU
32	BI	69	LYS

*Continued on next page...*



*Continued from previous page...*

Mol	Chain	Res	Type
32	BI	135	PRO
33	BN	33	GLY
33	BN	71	TYR
33	BN	75	PRO
34	BO	17	ARG
34	BO	104	ARG
36	BQ	120	HIS
36	BQ	137	ARG
36	BQ	143	VAL
37	BS	19	ASP
37	BS	28	LYS
37	BS	119	GLN
38	BT	14	GLU
38	BT	39	ASN
39	BW	103	ILE
41	BY	41	ARG
42	BZ	70	GLN
42	BZ	91	PRO
42	BZ	109	GLN
42	BZ	117	VAL
42	BZ	151	ASP
42	BZ	152	ILE
42	BZ	156	GLU
42	BZ	166	LEU
43	BR	27	SER
43	BR	59	ASP
44	BU	14	HIS
44	BU	46	GLU
44	BU	87	ASN
44	BU	104	GLU
45	BV	20	ILE
45	BV	54	TYR
46	B2	14	ALA
46	B2	15	GLU
47	B3	25	ALA
47	B3	40	THR
48	B0	7	VAL
50	B5	11	THR
51	B6	21	TYR
53	B8	19	THR
54	B9	12	ASP
54	B9	21	GLY

*Continued on next page...*



*Continued from previous page...*

Mol	Chain	Res	Type
55	BK	73	PRO
55	BK	85	ILE
55	BK	123	ALA
5	AB	191	ASP
7	AD	131	ARG
7	AD	134	ASP
7	AD	143	GLY
9	AF	15	ASP
12	AI	105	ASP
13	AJ	32	ALA
13	AJ	58	ASP
13	AJ	90	LEU
14	AK	113	PRO
15	AL	22	SER
15	AL	23	LYS
19	AP	15	PRO
27	BD	63	ILE
27	BD	202	LYS
28	BE	62	ARG
28	BE	70	VAL
28	BE	265	ASN
30	BG	95	THR
30	BG	151	ILE
31	BH	117	GLU
31	BH	118	GLU
33	BN	7	ASP
33	BN	27	ALA
33	BN	87	LEU
33	BN	97	ALA
34	BO	2	ILE
34	BO	63	VAL
34	BO	110	ASP
35	BP	101	ASP
36	BQ	54	VAL
36	BQ	100	GLY
36	BQ	103	ALA
38	BT	6	CYS
38	BT	32	CYS
38	BT	55	ALA
39	BW	48	ALA
41	BY	51	LEU
41	BY	101	LEU

*Continued on next page...*



*Continued from previous page...*

Mol	Chain	Res	Type
42	BZ	50	GLY
42	BZ	52	PHE
42	BZ	111	GLY
43	BR	85	PRO
44	BU	74	MET
44	BU	111	ASP
46	B2	13	PRO
46	B2	62	GLU
47	B3	59	VAL
49	B4	3	LYS
49	B4	70	GLY
49	B4	71	SER
50	B5	5	PRO
50	B5	26	THR
51	B6	40	TYR
51	B6	47	HIS
53	B8	52	LYS
55	BK	61	TYR
55	BK	91	GLU
55	BK	100	VAL
55	BK	136	GLY
5	AB	130	ARG
10	AG	81	GLY
15	AL	19	ARG
20	AQ	4	LYS
20	AQ	66	SER
27	BD	185	GLY
27	BD	196	ASN
28	BE	226	HIS
28	BE	309	PRO
30	BG	68	PRO
30	BG	140	ARG
31	BH	157	LYS
32	BI	40	THR
34	BO	95	GLY
36	BQ	72	VAL
36	BQ	153	PRO
37	BS	47	LEU
37	BS	96	GLY
37	BS	104	ILE
39	BW	14	PRO
41	BY	77	VAL

*Continued on next page...*



*Continued from previous page...*

Mol	Chain	Res	Type
42	BZ	78	PRO
42	BZ	175	ARG
44	BU	15	LYS
47	B3	47	VAL
49	B4	25	MET
50	B5	46	CYS
51	B6	49	VAL
55	BK	18	ALA
55	BK	132	ALA
6	AC	5	ILE
16	AM	68	GLY
17	AN	7	ILE
28	BE	218	GLY
28	BE	240	PRO
28	BE	298	GLY
29	BF	209	GLY
31	BH	125	PRO
39	BW	21	VAL
41	BY	23	VAL
41	BY	42	VAL
46	B2	43	PRO
51	B6	41	ASP
52	B7	6	GLN
55	BK	16	GLY
55	BK	23	PRO
6	AC	81	GLY
7	AD	109	GLY
12	AI	100	GLY
17	AN	56	VAL
19	AP	19	ILE
22	AS	8	GLY
22	AS	45	VAL
27	BD	105	ALA
27	BD	194	VAL
28	BE	219	VAL
33	BN	133	GLY
35	BP	128	GLY
37	BS	85	GLY
41	BY	53	GLY
48	B0	73	GLY
55	BK	139	VAL
5	AB	124	SER

*Continued on next page...*



*Continued from previous page...*

Mol	Chain	Res	Type
10	AG	71	PRO
15	AL	31	PRO
23	AT	96	GLY
28	BE	235	ILE
30	BG	136	ARG
32	BI	130	PRO
41	BY	36	GLY
42	BZ	90	GLU
45	BV	46	VAL
6	AC	14	ILE
9	AF	68	PRO
31	BH	130	ILE
32	BI	4	ILE
37	BS	110	THR
42	BZ	113	VAL
47	B3	13	ILE
55	BK	96	ILE
5	AB	183	PRO
13	AJ	82	ILE
36	BQ	50	VAL
45	BV	22	VAL

### 5.3.2 Protein sidechains ⓘ

In the following table, the Percentiles column shows the percent sidechain outliers of the chain as a percentile score with respect to all X-ray entries followed by that with respect to entries of similar resolution.

The Analysed column shows the number of residues for which the sidechain conformation was analysed, and the total number of residues.

Mol	Chain	Analysed	Rotameric	Outliers	Percentiles	
5	AB	202/220 (92%)	173 (86%)	29 (14%)	4	22
6	AC	160/188 (85%)	146 (91%)	14 (9%)	12	40
7	AD	180/181 (99%)	162 (90%)	18 (10%)	9	33
8	AE	115/123 (94%)	94 (82%)	21 (18%)	2	12
9	AF	90/90 (100%)	83 (92%)	7 (8%)	15	46
10	AG	126/127 (99%)	116 (92%)	10 (8%)	14	45
11	AH	119/119 (100%)	92 (77%)	27 (23%)	1	6
12	AI	98/99 (99%)	90 (92%)	8 (8%)	13	44

*Continued on next page...*



*Continued from previous page...*

Mol	Chain	Analysed	Rotameric	Outliers	Percentiles	
13	AJ	88/92 (96%)	77 (88%)	11 (12%)	5	26
14	AK	90/99 (91%)	85 (94%)	5 (6%)	25	57
15	AL	104/111 (94%)	93 (89%)	11 (11%)	8	31
16	AM	100/101 (99%)	87 (87%)	13 (13%)	5	25
17	AN	49/50 (98%)	43 (88%)	6 (12%)	6	26
18	AO	79/80 (99%)	70 (89%)	9 (11%)	7	28
19	AP	72/74 (97%)	62 (86%)	10 (14%)	4	23
20	AQ	96/97 (99%)	87 (91%)	9 (9%)	10	36
21	AR	64/77 (83%)	57 (89%)	7 (11%)	7	30
22	AS	71/80 (89%)	64 (90%)	7 (10%)	9	34
23	AT	76/82 (93%)	68 (90%)	8 (10%)	8	32
24	AU	19/22 (86%)	19 (100%)	0	100	100
27	BD	135/135 (100%)	99 (73%)	36 (27%)	0	4
28	BE	156/284 (55%)	128 (82%)	28 (18%)	2	13
29	BF	152/193 (79%)	124 (82%)	28 (18%)	2	12
30	BG	102/147 (69%)	93 (91%)	9 (9%)	12	40
31	BH	137/147 (93%)	111 (81%)	26 (19%)	2	11
32	BI	119/119 (100%)	98 (82%)	21 (18%)	2	14
33	BN	95/121 (78%)	80 (84%)	15 (16%)	3	18
34	BO	101/101 (100%)	81 (80%)	20 (20%)	1	10
35	BP	67/126 (53%)	56 (84%)	11 (16%)	2	17
36	BQ	110/110 (100%)	83 (76%)	27 (24%)	1	5
37	BS	89/149 (60%)	73 (82%)	16 (18%)	2	13
38	BT	44/52 (85%)	30 (68%)	14 (32%)	0	2
39	BW	88/92 (96%)	74 (84%)	14 (16%)	3	18
40	BX	67/73 (92%)	44 (66%)	23 (34%)	0	1
41	BY	97/105 (92%)	80 (82%)	17 (18%)	2	14
42	BZ	151/203 (74%)	130 (86%)	21 (14%)	4	23
43	BR	89/101 (88%)	71 (80%)	18 (20%)	1	9
44	BU	96/97 (99%)	68 (71%)	28 (29%)	0	3
45	BV	79/79 (100%)	69 (87%)	10 (13%)	5	25

*Continued on next page...*



Continued from previous page...

Mol	Chain	Analysed	Rotameric	Outliers	Percentiles	
46	B2	51/56 (91%)	37 (72%)	14 (28%)	0	4
47	B3	52/52 (100%)	47 (90%)	5 (10%)	10	35
48	B0	64/67 (96%)	57 (89%)	7 (11%)	7	30
49	B4	66/66 (100%)	54 (82%)	12 (18%)	2	12
50	B5	51/53 (96%)	43 (84%)	8 (16%)	3	18
51	B6	46/69 (67%)	39 (85%)	7 (15%)	3	19
52	B7	39/40 (98%)	31 (80%)	8 (20%)	1	8
53	B8	50/51 (98%)	39 (78%)	11 (22%)	1	7
54	B9	34/35 (97%)	30 (88%)	4 (12%)	6	27
55	BK	108/113 (96%)	104 (96%)	4 (4%)	39	68
All	All	4533/5148 (88%)	3841 (85%)	692 (15%)	3	19

All (692) residues with a non-rotameric sidechain are listed below:

Mol	Chain	Res	Type
5	AB	10	LEU
5	AB	11	LEU
5	AB	15	VAL
5	AB	17	PHE
5	AB	21	ARG
5	AB	23	ARG
5	AB	28	PHE
5	AB	30	ARG
5	AB	36	ARG
5	AB	42	ILE
5	AB	48	MET
5	AB	64	ARG
5	AB	68	ILE
5	AB	96	ARG
5	AB	103	THR
5	AB	135	GLN
5	AB	147	LYS
5	AB	152	PHE
5	AB	154	LEU
5	AB	158	LEU
5	AB	162	ILE
5	AB	169	LYS
5	AB	198	ASP

Continued on next page...



*Continued from previous page...*

Mol	Chain	Res	Type
5	AB	204	ASN
5	AB	205	ASP
5	AB	209	ARG
5	AB	212	GLN
5	AB	215	LEU
5	AB	238	LEU
6	AC	3	ASN
6	AC	23	TYR
6	AC	28	GLN
6	AC	52	LEU
6	AC	82	GLU
6	AC	91	LEU
6	AC	98	ASN
6	AC	99	VAL
6	AC	156	ARG
6	AC	176	HIS
6	AC	177	THR
6	AC	188	LEU
6	AC	192	THR
6	AC	196	LEU
7	AD	9	CYS
7	AD	20	TYR
7	AD	31	CYS
7	AD	33	MET
7	AD	53	ASP
7	AD	60	GLU
7	AD	61	LYS
7	AD	71	SER
7	AD	78	LEU
7	AD	79	PHE
7	AD	103	ASN
7	AD	107	ARG
7	AD	122	ARG
7	AD	131	ARG
7	AD	182	LYS
7	AD	191	ARG
7	AD	193	ASP
7	AD	194	LEU
8	AE	5	ASP
8	AE	12	LEU
8	AE	13	ILE
8	AE	14	ARG

*Continued on next page...*



*Continued from previous page...*

Mol	Chain	Res	Type
8	AE	15	ARG
8	AE	20	GLN
8	AE	27	ARG
8	AE	28	PHE
8	AE	38	GLN
8	AE	41	VAL
8	AE	47	LYS
8	AE	56	GLN
8	AE	63	ARG
8	AE	64	ARG
8	AE	68	GLU
8	AE	80	ILE
8	AE	81	GLU
8	AE	89	ILE
8	AE	112	LEU
8	AE	135	THR
8	AE	150	ARG
9	AF	15	ASP
9	AF	48	LEU
9	AF	57	GLN
9	AF	86	ARG
9	AF	94	GLN
9	AF	95	GLU
9	AF	98	LEU
10	AG	3	ARG
10	AG	8	GLU
10	AG	31	MET
10	AG	36	LYS
10	AG	37	ASN
10	AG	103	TRP
10	AG	104	LEU
10	AG	106	GLN
10	AG	125	MET
10	AG	155	ARG
11	AH	3	THR
11	AH	6	ILE
11	AH	8	ASP
11	AH	14	ARG
11	AH	17	THR
11	AH	18	ARG
11	AH	25	ASP
11	AH	26	VAL

*Continued on next page...*



*Continued from previous page...*

Mol	Chain	Res	Type
11	AH	37	ARG
11	AH	41	ARG
11	AH	49	GLU
11	AH	50	ARG
11	AH	56	LYS
11	AH	58	TYR
11	AH	59	LEU
11	AH	63	LEU
11	AH	65	TYR
11	AH	77	GLU
11	AH	84	ARG
11	AH	98	LYS
11	AH	100	ILE
11	AH	107	LEU
11	AH	112	LEU
11	AH	122	ARG
11	AH	126	LYS
11	AH	127	LEU
11	AH	136	GLU
12	AI	3	GLN
12	AI	37	PHE
12	AI	47	LEU
12	AI	50	LEU
12	AI	51	ARG
12	AI	102	LEU
12	AI	114	TYR
12	AI	116	LYS
13	AJ	13	HIS
13	AJ	45	ARG
13	AJ	47	PHE
13	AJ	60	ARG
13	AJ	62	HIS
13	AJ	63	PHE
13	AJ	71	LEU
13	AJ	73	ASP
13	AJ	82	ILE
13	AJ	87	THR
13	AJ	94	VAL
14	AK	18	ARG
14	AK	41	THR
14	AK	62	GLN
14	AK	103	LEU

*Continued on next page...*



*Continued from previous page...*

Mol	Chain	Res	Type
14	AK	116	HIS
15	AL	7	ILE
15	AL	22	SER
15	AL	23	LYS
15	AL	50	SER
15	AL	85	ILE
15	AL	99	HIS
15	AL	100	ILE
15	AL	101	VAL
15	AL	113	ARG
15	AL	126	LYS
15	AL	127	GLU
16	AM	32	GLU
16	AM	44	ARG
16	AM	48	LEU
16	AM	64	TRP
16	AM	66	LEU
16	AM	77	ASN
16	AM	80	ARG
16	AM	81	LEU
16	AM	86	CYS
16	AM	88	ARG
16	AM	96	LEU
16	AM	108	ARG
16	AM	110	ARG
17	AN	16	PHE
17	AN	21	TYR
17	AN	22	THR
17	AN	24	CYS
17	AN	42	ILE
17	AN	58	LYS
18	AO	3	ILE
18	AO	4	THR
18	AO	10	LYS
18	AO	34	LEU
18	AO	36	ILE
18	AO	38	ARG
18	AO	44	LYS
18	AO	46	HIS
18	AO	54	ARG
19	AP	3	LYS
19	AP	6	LEU

*Continued on next page...*



*Continued from previous page...*

Mol	Chain	Res	Type
19	AP	12	LYS
19	AP	21	VAL
19	AP	27	LYS
19	AP	28	ARG
19	AP	29	ASP
19	AP	34	GLU
19	AP	43	LYS
19	AP	48	TRP
20	AQ	20	THR
20	AQ	36	ILE
20	AQ	38	ARG
20	AQ	48	GLU
20	AQ	60	ILE
20	AQ	78	GLU
20	AQ	93	GLN
20	AQ	96	GLN
20	AQ	101	ARG
21	AR	28	GLU
21	AR	36	ASN
21	AR	47	THR
21	AR	49	LYS
21	AR	54	ARG
21	AR	79	LEU
21	AR	88	LYS
22	AS	15	LEU
22	AS	18	LYS
22	AS	25	LYS
22	AS	30	LEU
22	AS	34	TRP
22	AS	43	GLU
22	AS	61	TYR
23	AT	26	ASN
23	AT	30	LYS
23	AT	48	LYS
23	AT	71	THR
23	AT	73	HIS
23	AT	75	ASN
23	AT	90	GLN
23	AT	100	ILE
27	BD	62	ARG
27	BD	64	ILE
27	BD	65	ASP

*Continued on next page...*



*Continued from previous page...*

Mol	Chain	Res	Type
27	BD	66	PHE
27	BD	67	LYS
27	BD	68	ARG
27	BD	70	LYS
27	BD	71	ASP
27	BD	76	ARG
27	BD	83	ASP
27	BD	85	ASN
27	BD	86	ARG
27	BD	104	ILE
27	BD	110	LYS
27	BD	114	GLU
27	BD	120	ASP
27	BD	139	LEU
27	BD	141	HIS
27	BD	142	ASN
27	BD	143	ILE
27	BD	144	GLU
27	BD	152	GLN
27	BD	162	GLN
27	BD	174	ARG
27	BD	175	LEU
27	BD	181	ARG
27	BD	190	THR
27	BD	199	ARG
27	BD	201	ASP
27	BD	204	PHE
27	BD	205	VAL
27	BD	206	LYS
27	BD	223	ASN
27	BD	232	VAL
27	BD	233	ASP
27	BD	236	PHE
28	BE	38	VAL
28	BE	41	PHE
28	BE	49	THR
28	BE	63	GLU
28	BE	65	MET
28	BE	73	ILE
28	BE	86	TYR
28	BE	98	GLU
28	BE	104	PHE

*Continued on next page...*



*Continued from previous page...*

Mol	Chain	Res	Type
28	BE	107	GLU
28	BE	109	ASP
28	BE	174	LEU
28	BE	179	ASP
28	BE	183	ASP
28	BE	187	HIS
28	BE	192	ILE
28	BE	211	GLN
28	BE	215	LYS
28	BE	222	ARG
28	BE	228	ARG
28	BE	235	ILE
28	BE	238	LEU
28	BE	265	ASN
28	BE	268	LEU
28	BE	269	ILE
28	BE	295	LEU
28	BE	304	ASP
28	BE	311	PHE
29	BF	1	MET
29	BF	20	ASP
29	BF	35	VAL
29	BF	36	ARG
29	BF	39	GLN
29	BF	45	ASP
29	BF	49	ASP
29	BF	50	GLU
29	BF	54	LEU
29	BF	55	ARG
29	BF	56	THR
29	BF	59	GLU
29	BF	82	GLN
29	BF	85	LYS
29	BF	87	ARG
29	BF	94	THR
29	BF	100	LEU
29	BF	103	ASN
29	BF	107	ARG
29	BF	120	ASP
29	BF	142	ASP
29	BF	158	GLU
29	BF	167	ASP

*Continued on next page...*



*Continued from previous page...*

Mol	Chain	Res	Type
29	BF	211	ASP
29	BF	219	ASN
29	BF	223	LEU
29	BF	242	GLU
29	BF	245	GLU
30	BG	13	MET
30	BG	24	HIS
30	BG	67	ASP
30	BG	76	ARG
30	BG	77	ASP
30	BG	85	GLN
30	BG	93	LEU
30	BG	100	ASP
30	BG	104	PHE
31	BH	19	ASN
31	BH	32	LEU
31	BH	37	HIS
31	BH	40	MET
31	BH	49	ILE
31	BH	70	LEU
31	BH	76	GLU
31	BH	83	GLU
31	BH	86	LEU
31	BH	87	GLU
31	BH	101	LYS
31	BH	102	LEU
31	BH	108	TYR
31	BH	113	GLU
31	BH	115	GLU
31	BH	120	LEU
31	BH	121	GLU
31	BH	127	GLN
31	BH	130	ILE
31	BH	131	ILE
31	BH	137	LYS
31	BH	143	LEU
31	BH	157	LYS
31	BH	164	GLU
31	BH	167	LEU
31	BH	170	LEU
32	BI	5	PHE
32	BI	8	ASP

*Continued on next page...*



*Continued from previous page...*

Mol	Chain	Res	Type
32	BI	12	LYS
32	BI	15	LYS
32	BI	18	ILE
32	BI	19	LYS
32	BI	23	ASP
32	BI	25	TYR
32	BI	29	PHE
32	BI	43	ASN
32	BI	64	ASN
32	BI	70	GLU
32	BI	75	LEU
32	BI	79	ILE
32	BI	93	ILE
32	BI	102	LEU
32	BI	109	LYS
32	BI	110	LEU
32	BI	112	LYS
32	BI	119	ASP
32	BI	148	GLN
33	BN	7	ASP
33	BN	17	CYS
33	BN	19	MET
33	BN	21	ARG
33	BN	62	ASP
33	BN	70	PHE
33	BN	74	ARG
33	BN	76	ASP
33	BN	79	PHE
33	BN	87	LEU
33	BN	90	LYS
33	BN	98	PHE
33	BN	100	SER
33	BN	107	ASN
33	BN	139	LEU
34	BO	2	ILE
34	BO	3	GLN
34	BO	5	GLU
34	BO	7	ARG
34	BO	8	LEU
34	BO	23	LYS
34	BO	35	ILE
34	BO	66	LYS

*Continued on next page...*



*Continued from previous page...*

Mol	Chain	Res	Type
34	BO	73	ASP
34	BO	77	ILE
34	BO	78	ARG
34	BO	79	PHE
34	BO	82	ASN
34	BO	84	CYS
34	BO	87	ILE
34	BO	89	ASP
34	BO	90	ASP
34	BO	104	ARG
34	BO	106	LEU
34	BO	122	ILE
35	BP	53	ARG
35	BP	59	GLU
35	BP	67	ARG
35	BP	92	ASP
35	BP	94	ARG
35	BP	95	ASP
35	BP	109	LEU
35	BP	113	GLN
35	BP	123	ASP
35	BP	141	GLU
35	BP	145	LEU
36	BQ	10	ILE
36	BQ	16	ARG
36	BQ	17	ARG
36	BQ	32	LYS
36	BQ	33	MET
36	BQ	47	GLU
36	BQ	48	ASN
36	BQ	51	GLU
36	BQ	56	ILE
36	BQ	59	ASN
36	BQ	61	LEU
36	BQ	69	ASN
36	BQ	71	PHE
36	BQ	74	ASN
36	BQ	85	ILE
36	BQ	88	PHE
36	BQ	91	HIS
36	BQ	95	GLU
36	BQ	116	HIS

*Continued on next page...*



*Continued from previous page...*

Mol	Chain	Res	Type
36	BQ	125	TRP
36	BQ	133	GLU
36	BQ	134	PHE
36	BQ	136	TRP
36	BQ	142	LYS
36	BQ	148	ASN
36	BQ	149	ILE
36	BQ	152	SER
37	BS	12	ARG
37	BS	14	ARG
37	BS	17	ARG
37	BS	19	ASP
37	BS	21	HIS
37	BS	22	GLN
37	BS	27	LEU
37	BS	28	LYS
37	BS	34	LEU
37	BS	41	LYS
37	BS	83	LEU
37	BS	87	LEU
37	BS	93	GLN
37	BS	94	GLU
37	BS	106	LEU
37	BS	127	LEU
38	BT	4	ARG
38	BT	7	ASP
38	BT	8	TYR
38	BT	9	CYS
38	BT	12	ASP
38	BT	14	GLU
38	BT	20	MET
38	BT	21	PHE
38	BT	25	ASP
38	BT	36	CYS
38	BT	47	ARG
38	BT	49	LEU
38	BT	51	TRP
38	BT	54	THR
39	BW	11	ARG
39	BW	23	LEU
39	BW	52	GLU
39	BW	59	VAL

*Continued on next page...*



*Continued from previous page...*

Mol	Chain	Res	Type
39	BW	61	ASN
39	BW	67	ASP
39	BW	69	LEU
39	BW	84	ARG
39	BW	86	LEU
39	BW	90	ARG
39	BW	96	ILE
39	BW	103	ILE
39	BW	104	THR
39	BW	107	LEU
40	BX	2	TRP
40	BX	16	ASN
40	BX	17	ASP
40	BX	19	ASP
40	BX	20	PHE
40	BX	24	LEU
40	BX	25	GLN
40	BX	26	PHE
40	BX	30	ASP
40	BX	31	ARG
40	BX	36	GLU
40	BX	44	GLN
40	BX	45	TYR
40	BX	46	ASP
40	BX	47	VAL
40	BX	50	GLU
40	BX	56	ASN
40	BX	57	THR
40	BX	58	MET
40	BX	59	ASP
40	BX	68	LEU
40	BX	71	ASP
40	BX	76	GLU
41	BY	27	LEU
41	BY	31	LEU
41	BY	34	GLU
41	BY	51	LEU
41	BY	61	GLU
41	BY	66	ASP
41	BY	68	ASP
41	BY	73	HIS
41	BY	76	ASP

*Continued on next page...*



*Continued from previous page...*

Mol	Chain	Res	Type
41	BY	77	VAL
41	BY	81	LYS
41	BY	83	ASP
41	BY	91	LEU
41	BY	92	ASP
41	BY	97	ARG
41	BY	105	ASP
41	BY	112	LEU
42	BZ	2	GLU
42	BZ	24	TYR
42	BZ	26	LYS
42	BZ	32	PHE
42	BZ	35	ASP
42	BZ	39	PHE
42	BZ	40	ASP
42	BZ	41	ARG
42	BZ	43	PHE
42	BZ	45	GLN
42	BZ	49	THR
42	BZ	67	LYS
42	BZ	70	GLN
42	BZ	74	ARG
42	BZ	103	ARG
42	BZ	118	HIS
42	BZ	120	LEU
42	BZ	129	ARG
42	BZ	141	MET
42	BZ	151	ASP
42	BZ	154	LEU
43	BR	16	HIS
43	BR	20	LEU
43	BR	23	ASN
43	BR	28	LEU
43	BR	43	GLU
43	BR	52	ILE
43	BR	64	ARG
43	BR	67	LEU
43	BR	72	ASP
43	BR	77	ARG
43	BR	79	LEU
43	BR	80	PHE
43	BR	88	ARG

*Continued on next page...*



*Continued from previous page...*

Mol	Chain	Res	Type
43	BR	91	GLN
43	BR	98	LEU
43	BR	105	ARG
43	BR	107	ASP
43	BR	116	LEU
44	BU	8	ILE
44	BU	11	ARG
44	BU	13	ARG
44	BU	16	LYS
44	BU	18	LEU
44	BU	24	PHE
44	BU	25	TRP
44	BU	27	SER
44	BU	28	ARG
44	BU	32	TYR
44	BU	36	PHE
44	BU	39	LEU
44	BU	40	LEU
44	BU	41	ASN
44	BU	44	THR
44	BU	51	ARG
44	BU	59	ARG
44	BU	66	ASN
44	BU	71	LEU
44	BU	76	TYR
44	BU	85	ARG
44	BU	87	ASN
44	BU	95	LEU
44	BU	106	PHE
44	BU	111	ASP
44	BU	114	ARG
44	BU	115	ASN
44	BU	117	ARG
45	BV	13	ARG
45	BV	39	PHE
45	BV	44	GLN
45	BV	63	HIS
45	BV	69	ILE
45	BV	74	TYR
45	BV	80	TYR
45	BV	84	THR
45	BV	90	PHE

*Continued on next page...*



*Continued from previous page...*

Mol	Chain	Res	Type
45	BV	95	ILE
46	B2	7	GLU
46	B2	19	GLU
46	B2	20	LEU
46	B2	22	ASP
46	B2	26	GLU
46	B2	34	GLN
46	B2	45	ARG
46	B2	55	ARG
46	B2	56	ILE
46	B2	58	THR
46	B2	59	ILE
46	B2	60	GLN
46	B2	62	GLU
46	B2	63	GLU
47	B3	23	LEU
47	B3	30	ARG
47	B3	32	GLN
47	B3	38	GLU
47	B3	43	ILE
48	B0	10	SER
48	B0	14	ARG
48	B0	49	GLN
48	B0	57	HIS
48	B0	58	THR
48	B0	70	ILE
48	B0	81	ILE
49	B4	5	LEU
49	B4	15	ILE
49	B4	27	THR
49	B4	30	GLU
49	B4	31	ILE
49	B4	43	TRP
49	B4	46	GLU
49	B4	49	PHE
49	B4	57	ASP
49	B4	59	PHE
49	B4	68	ARG
49	B4	73	LYS
50	B5	3	LYS
50	B5	8	LYS
50	B5	10	LYS

*Continued on next page...*



*Continued from previous page...*

Mol	Chain	Res	Type
50	B5	11	THR
50	B5	17	ASP
50	B5	22	HIS
50	B5	33	CYS
50	B5	45	ILE
51	B6	4	ASP
51	B6	10	VAL
51	B6	22	TYR
51	B6	28	ARG
51	B6	40	TYR
51	B6	46	LYS
51	B6	54	LYS
52	B7	3	ARG
52	B7	4	THR
52	B7	8	ASN
52	B7	11	LYS
52	B7	24	THR
52	B7	31	LEU
52	B7	43	THR
52	B7	46	ASP
53	B8	4	MET
53	B8	5	LYS
53	B8	12	ARG
53	B8	16	ILE
53	B8	23	MET
53	B8	25	PHE
53	B8	31	HIS
53	B8	42	ARG
53	B8	58	MET
53	B8	60	LEU
53	B8	61	MET
54	B9	2	LYS
54	B9	8	LYS
54	B9	10	MET
54	B9	27	CYS
55	BK	52	MET
55	BK	107	GLU
55	BK	117	ASN
55	BK	129	GLU

Some sidechains can be flipped to improve hydrogen bonding and reduce clashes. All (129) such sidechains are listed below:



Mol	Chain	Res	Type
5	AB	94	ASN
5	AB	204	ASN
5	AB	212	GLN
5	AB	240	GLN
6	AC	136	GLN
6	AC	139	GLN
6	AC	162	GLN
6	AC	170	GLN
6	AC	176	HIS
7	AD	42	GLN
7	AD	45	GLN
7	AD	62	GLN
7	AD	103	ASN
7	AD	119	GLN
7	AD	123	HIS
7	AD	154	ASN
8	AE	56	GLN
9	AF	13	ASN
9	AF	18	GLN
9	AF	32	ASN
9	AF	57	GLN
9	AF	94	GLN
10	AG	64	GLN
10	AG	68	ASN
10	AG	106	GLN
11	AH	70	GLN
11	AH	82	HIS
12	AI	3	GLN
12	AI	87	GLN
13	AJ	56	HIS
14	AK	38	ASN
14	AK	116	HIS
15	AL	49	ASN
15	AL	75	HIS
15	AL	99	HIS
16	AM	92	HIS
17	AN	49	HIS
18	AO	28	GLN
18	AO	37	ASN
18	AO	42	HIS
19	AP	13	HIS
19	AP	16	HIS
19	AP	82	GLN

*Continued on next page...*



*Continued from previous page...*

Mol	Chain	Res	Type
20	AQ	16	GLN
22	AS	14	HIS
22	AS	47	HIS
22	AS	56	GLN
23	AT	26	ASN
23	AT	73	HIS
27	BD	60	GLN
27	BD	85	ASN
27	BD	89	ASN
27	BD	133	ASN
27	BD	141	HIS
27	BD	142	ASN
27	BD	162	GLN
27	BD	212	HIS
27	BD	223	ASN
28	BE	242	ASN
28	BE	259	HIS
28	BE	260	GLN
29	BF	90	HIS
29	BF	103	ASN
29	BF	163	HIS
29	BF	206	ASN
29	BF	219	ASN
30	BG	47	GLN
30	BG	133	ASN
31	BH	127	GLN
32	BI	33	GLN
32	BI	43	ASN
32	BI	52	GLN
32	BI	64	ASN
32	BI	103	GLN
33	BN	52	GLN
33	BN	92	GLN
33	BN	107	ASN
34	BO	82	ASN
35	BP	113	GLN
36	BQ	55	GLN
36	BQ	59	ASN
36	BQ	66	ASN
36	BQ	69	ASN
36	BQ	116	HIS
36	BQ	120	HIS

*Continued on next page...*



*Continued from previous page...*

Mol	Chain	Res	Type
36	BQ	148	ASN
37	BS	21	HIS
37	BS	46	GLN
38	BT	39	ASN
39	BW	61	ASN
40	BX	53	ASN
40	BX	56	ASN
41	BY	3	GLN
41	BY	7	GLN
41	BY	11	GLN
41	BY	17	HIS
41	BY	22	GLN
41	BY	43	ASN
41	BY	73	HIS
42	BZ	45	GLN
42	BZ	46	GLN
42	BZ	70	GLN
42	BZ	146	HIS
43	BR	31	HIS
43	BR	53	HIS
43	BR	61	HIS
44	BU	37	GLN
44	BU	72	HIS
44	BU	81	ASN
44	BU	87	ASN
44	BU	115	ASN
45	BV	44	GLN
45	BV	57	GLN
45	BV	86	HIS
46	B2	29	ASN
46	B2	42	ASN
47	B3	46	ASN
47	B3	52	HIS
48	B0	17	ASN
48	B0	71	ASN
49	B4	2	GLN
50	B5	29	ASN
50	B5	48	ASN
51	B6	27	ASN
52	B7	8	ASN
52	B7	29	ASN
53	B8	31	HIS

*Continued on next page...*



*Continued from previous page...*

Mol	Chain	Res	Type
54	B9	29	ASN
55	BK	31	HIS

### 5.3.3 RNA ⓘ

Mol	Chain	Analysed	Backbone Outliers	Pucker Outliers
1	AA	1492/1522 (98%)	520 (34%)	0
2	AV	73/76 (96%)	16 (21%)	0
25	BB	122/123 (99%)	45 (36%)	0
26	BA	2777/2916 (95%)	1487 (53%)	0
3	AW	70/76 (92%)	16 (22%)	0
4	AX	5/18 (27%)	0	0
All	All	4539/4731 (95%)	2084 (45%)	0

All (2084) RNA backbone outliers are listed below:

Mol	Chain	Res	Type
1	AA	6	G
1	AA	7	G
1	AA	8	A
1	AA	9	G
1	AA	12	U
1	AA	13	U
1	AA	14	U
1	AA	17	U
1	AA	25	C
1	AA	31	G
1	AA	32	A
1	AA	33	A
1	AA	38	G
1	AA	39	G
1	AA	41	G
1	AA	48	C
1	AA	49	U
1	AA	50	A
1	AA	51	A
1	AA	52	G
1	AA	54	C
1	AA	60	A
1	AA	62	U
1	AA	65	U

*Continued on next page...*



*Continued from previous page...*

Mol	Chain	Res	Type
1	AA	66	G
1	AA	68	G
1	AA	69	G
1	AA	70	G
1	AA	81	U
1	AA	83	U
1	AA	89	C
1	AA	97	G
1	AA	106	C
1	AA	108	G
1	AA	113	G
1	AA	114	U
1	AA	120	A
1	AA	121	C
1	AA	122	G
1	AA	123	C
1	AA	129(A)	G
1	AA	130	A
1	AA	131	C
1	AA	137	C
1	AA	144	G
1	AA	151	A
1	AA	152	A
1	AA	153	C
1	AA	161	A
1	AA	163	C
1	AA	181	G
1	AA	182	U
1	AA	190(E)	U
1	AA	190(F)	G
1	AA	190(G)	G
1	AA	193	C
1	AA	195	A
1	AA	196	A
1	AA	197	A
1	AA	198	G
1	AA	203	U
1	AA	204	U
1	AA	218	C
1	AA	219	C
1	AA	220	G
1	AA	231	G

*Continued on next page...*



*Continued from previous page...*

Mol	Chain	Res	Type
1	AA	236	G
1	AA	244	U
1	AA	245	C
1	AA	247	G
1	AA	251	G
1	AA	252	U
1	AA	253	U
1	AA	259	G
1	AA	263	A
1	AA	264	U
1	AA	266	G
1	AA	267	C
1	AA	275	G
1	AA	279	A
1	AA	280	C
1	AA	281	G
1	AA	287	U
1	AA	289	G
1	AA	291	C
1	AA	299	G
1	AA	301	G
1	AA	306	G
1	AA	308	C
1	AA	316	G
1	AA	317	G
1	AA	319	G
1	AA	321	A
1	AA	323	U
1	AA	328	C
1	AA	329	A
1	AA	330	C
1	AA	332	G
1	AA	345	C
1	AA	346	G
1	AA	352	C
1	AA	353	A
1	AA	355	C
1	AA	363	A
1	AA	366	C
1	AA	367	U
1	AA	368	U
1	AA	373	A

*Continued on next page...*



*Continued from previous page...*

Mol	Chain	Res	Type
1	AA	374	A
1	AA	388	G
1	AA	389	A
1	AA	390	C
1	AA	392	G
1	AA	397	A
1	AA	398	C
1	AA	406	G
1	AA	410	G
1	AA	412	A
1	AA	413	G
1	AA	421	U
1	AA	422	C
1	AA	423	G
1	AA	424	G
1	AA	428	G
1	AA	429	U
1	AA	430	A
1	AA	432	A
1	AA	433	C
1	AA	438	G
1	AA	439	A
1	AA	445	G
1	AA	450	G
1	AA	460	A
1	AA	461	C
1	AA	462	G
1	AA	480	U
1	AA	481	G
1	AA	482	A
1	AA	483	C
1	AA	484	G
1	AA	485	G
1	AA	486	U
1	AA	488	C
1	AA	496	A
1	AA	497	A
1	AA	498	U
1	AA	500	G
1	AA	505	G
1	AA	508	C
1	AA	509	A

*Continued on next page...*



*Continued from previous page...*

Mol	Chain	Res	Type
1	AA	510	A
1	AA	511	C
1	AA	512	U
1	AA	517	G
1	AA	518	C
1	AA	519	C
1	AA	520	A
1	AA	521	G
1	AA	523	A
1	AA	524	G
1	AA	527	G
1	AA	530	G
1	AA	531	U
1	AA	532	A
1	AA	533	A
1	AA	536	C
1	AA	538	G
1	AA	546	G
1	AA	547	A
1	AA	551	U
1	AA	552	U
1	AA	553	A
1	AA	555	C
1	AA	557	G
1	AA	559	A
1	AA	560	U
1	AA	561	U
1	AA	562	C
1	AA	563	A
1	AA	566	G
1	AA	567	G
1	AA	568	G
1	AA	569	C
1	AA	570	G
1	AA	571	U
1	AA	572	A
1	AA	573	A
1	AA	574	A
1	AA	575	G
1	AA	576	G
1	AA	577	G
1	AA	579	G

*Continued on next page...*



*Continued from previous page...*

Mol	Chain	Res	Type
1	AA	582	U
1	AA	589	C
1	AA	591	U
1	AA	594	G
1	AA	595	G
1	AA	596	C
1	AA	607	A
1	AA	609	A
1	AA	618	C
1	AA	619	U
1	AA	623	C
1	AA	627	G
1	AA	632	A
1	AA	637	G
1	AA	642	A
1	AA	643	C
1	AA	650	G
1	AA	653	A
1	AA	654	G
1	AA	661	G
1	AA	665	A
1	AA	666	G
1	AA	667	G
1	AA	671	G
1	AA	672	U
1	AA	673	G
1	AA	674	G
1	AA	687	A
1	AA	688	G
1	AA	694	A
1	AA	695	A
1	AA	702	A
1	AA	703	G
1	AA	704	A
1	AA	714	G
1	AA	716	A
1	AA	718	G
1	AA	719	C
1	AA	721	G
1	AA	723	U
1	AA	724	G
1	AA	731	G

*Continued on next page...*



*Continued from previous page...*

Mol	Chain	Res	Type
1	AA	733	A
1	AA	745	C
1	AA	749	C
1	AA	751	U
1	AA	753	A
1	AA	754	C
1	AA	755	G
1	AA	757	U
1	AA	759	A
1	AA	760	G
1	AA	761	G
1	AA	765	G
1	AA	774	G
1	AA	775	G
1	AA	777	A
1	AA	781	A
1	AA	782	A
1	AA	785	G
1	AA	787	A
1	AA	790	A
1	AA	791	G
1	AA	792	A
1	AA	793	U
1	AA	794	A
1	AA	801	U
1	AA	811	C
1	AA	812	C
1	AA	813	U
1	AA	814	A
1	AA	815	A
1	AA	817	C
1	AA	818	G
1	AA	820	U
1	AA	828	A
1	AA	839	U
1	AA	840	C
1	AA	841	U
1	AA	864	A
1	AA	866	C
1	AA	870	U
1	AA	872	A
1	AA	873	A

*Continued on next page...*



*Continued from previous page...*

Mol	Chain	Res	Type
1	AA	874	G
1	AA	883	C
1	AA	884	U
1	AA	885	G
1	AA	889	A
1	AA	890	G
1	AA	891	U
1	AA	898	G
1	AA	902	G
1	AA	913	A
1	AA	914	A
1	AA	916	G
1	AA	917	G
1	AA	919	A
1	AA	926	G
1	AA	927	G
1	AA	929	G
1	AA	931	C
1	AA	934	C
1	AA	935	A
1	AA	940	C
1	AA	945	G
1	AA	948	C
1	AA	949	A
1	AA	950	U
1	AA	956	U
1	AA	958	A
1	AA	959	A
1	AA	960	U
1	AA	961	U
1	AA	965	A
1	AA	966	G
1	AA	968	A
1	AA	969	A
1	AA	971	G
1	AA	972	C
1	AA	974	A
1	AA	975	A
1	AA	976	G
1	AA	977	A
1	AA	980	C
1	AA	982	U

*Continued on next page...*



*Continued from previous page...*

Mol	Chain	Res	Type
1	AA	983	A
1	AA	984	C
1	AA	989	C
1	AA	991	U
1	AA	993	G
1	AA	994	A
1	AA	1005	A
1	AA	1006	C
1	AA	1007	C
1	AA	1013	G
1	AA	1022	G
1	AA	1023	G
1	AA	1025	U
1	AA	1026	G
1	AA	1038	C
1	AA	1042	G
1	AA	1045	C
1	AA	1046	A
1	AA	1050	G
1	AA	1053	G
1	AA	1054	C
1	AA	1055	A
1	AA	1056	U
1	AA	1062	U
1	AA	1064	G
1	AA	1065	U
1	AA	1066	C
1	AA	1067	A
1	AA	1068	G
1	AA	1078	U
1	AA	1079	G
1	AA	1084	G
1	AA	1085	U
1	AA	1086	U
1	AA	1089	G
1	AA	1095	U
1	AA	1096	C
1	AA	1099	G
1	AA	1101	A
1	AA	1102	A
1	AA	1104	G
1	AA	1107	C

*Continued on next page...*



*Continued from previous page...*

Mol	Chain	Res	Type
1	AA	1117	G
1	AA	1118	C
1	AA	1120	G
1	AA	1122	U
1	AA	1124	G
1	AA	1125	U
1	AA	1126	U
1	AA	1128	C
1	AA	1129	C
1	AA	1130	A
1	AA	1131	G
1	AA	1136	U
1	AA	1137	C
1	AA	1138	G
1	AA	1139	G
1	AA	1140	C
1	AA	1144	G
1	AA	1145	C
1	AA	1146	A
1	AA	1147	C
1	AA	1148	U
1	AA	1151	A
1	AA	1152	A
1	AA	1154	G
1	AA	1157	A
1	AA	1158	C
1	AA	1159	U
1	AA	1160	G
1	AA	1161	C
1	AA	1169	A
1	AA	1177	G
1	AA	1180	A
1	AA	1183	A
1	AA	1184	G
1	AA	1185	G
1	AA	1186	G
1	AA	1188	A
1	AA	1191	A
1	AA	1192	C
1	AA	1196	U
1	AA	1197	G
1	AA	1199	U

*Continued on next page...*



*Continued from previous page...*

Mol	Chain	Res	Type
1	AA	1200	C
1	AA	1201	A
1	AA	1202	G
1	AA	1211	U
1	AA	1212	U
1	AA	1214	C
1	AA	1215	G
1	AA	1220	G
1	AA	1224	G
1	AA	1225	A
1	AA	1226	C
1	AA	1227	A
1	AA	1228	C
1	AA	1236	A
1	AA	1237	C
1	AA	1238	A
1	AA	1240	U
1	AA	1241	G
1	AA	1249	C
1	AA	1250	A
1	AA	1251	A
1	AA	1252	A
1	AA	1253	G
1	AA	1256	A
1	AA	1257	U
1	AA	1258	G
1	AA	1260	C
1	AA	1263	C
1	AA	1268	A
1	AA	1270	C
1	AA	1279	A
1	AA	1280	A
1	AA	1281	U
1	AA	1282	C
1	AA	1285	A
1	AA	1286	A
1	AA	1287	A
1	AA	1289	A
1	AA	1292	U
1	AA	1293	G
1	AA	1297	C
1	AA	1298	C

*Continued on next page...*



*Continued from previous page...*

<b>Mol</b>	<b>Chain</b>	<b>Res</b>	<b>Type</b>
1	AA	1299	A
1	AA	1300	G
1	AA	1301	U
1	AA	1302	U
1	AA	1303	C
1	AA	1305	G
1	AA	1312	G
1	AA	1318	A
1	AA	1320	C
1	AA	1322	C
1	AA	1323	G
1	AA	1329	A
1	AA	1331	G
1	AA	1332	A
1	AA	1336	C
1	AA	1340	A
1	AA	1345	U
1	AA	1346	A
1	AA	1347	G
1	AA	1348	U
1	AA	1354	C
1	AA	1361	G
1	AA	1362	C
1	AA	1363	A
1	AA	1364	U
1	AA	1365	G
1	AA	1381	U
1	AA	1386	G
1	AA	1394	A
1	AA	1395	C
1	AA	1397	C
1	AA	1398	A
1	AA	1399	C
1	AA	1400	C
1	AA	1401	G
1	AA	1402	C
1	AA	1419	G
1	AA	1432	G
1	AA	1436	U
1	AA	1437	C
1	AA	1440	C
1	AA	1442	G

*Continued on next page...*



*Continued from previous page...*

Mol	Chain	Res	Type
1	AA	1443	G
1	AA	1449	C
1	AA	1452	C
1	AA	1454	G
1	AA	1468	A
1	AA	1475	G
1	AA	1482	G
1	AA	1488	G
1	AA	1490	C
1	AA	1497	G
1	AA	1498	U
1	AA	1499	A
1	AA	1500	A
1	AA	1502	A
1	AA	1503	A
1	AA	1504	G
1	AA	1505	G
1	AA	1506	U
1	AA	1507	A
1	AA	1517	G
1	AA	1519	A
1	AA	1520	G
1	AA	1526	G
1	AA	1528	U
1	AA	1529	G
1	AA	1530	G
1	AA	1531	A
1	AA	1532	U
1	AA	1533	C
1	AA	1534	A
1	AA	1535	C
1	AA	1540	U
1	AA	1541	U
1	AA	1542	U
2	AV	10	G
2	AV	16	U
2	AV	17	U
2	AV	18	G
2	AV	20	G
2	AV	35	A
2	AV	41	U
2	AV	46	G

*Continued on next page...*



*Continued from previous page...*

Mol	Chain	Res	Type
2	AV	47	U
2	AV	48	C
2	AV	49	C
2	AV	58	A
2	AV	59	U
2	AV	61	C
2	AV	73	A
2	AV	75	C
3	AW	2	C
3	AW	3	G
3	AW	17	U
3	AW	18	G
3	AW	19	G
3	AW	21	A
3	AW	26	G
3	AW	27	C
3	AW	34	G
3	AW	35	A
3	AW	36	A
3	AW	37	YYG
3	AW	41	U
3	AW	66	A
3	AW	75	C
3	AW	76	A
25	BB	0	A
25	BB	1	U
25	BB	2	C
25	BB	3	C
25	BB	6	C
25	BB	8	U
25	BB	9	G
25	BB	10	C
25	BB	12	C
25	BB	13	A
25	BB	14	U
25	BB	15	A
25	BB	16	G
25	BB	21	G
25	BB	25	A
25	BB	35	U
25	BB	40	U
25	BB	41	U

*Continued on next page...*



*Continued from previous page...*

<b>Mol</b>	<b>Chain</b>	<b>Res</b>	<b>Type</b>
25	BB	42	C
25	BB	43	C
25	BB	45	A
25	BB	46	A
25	BB	48	A
25	BB	57	A
25	BB	59	A
25	BB	60	C
25	BB	62	C
25	BB	67	G
25	BB	69	G
25	BB	73	A
25	BB	76	G
25	BB	84	C
25	BB	87	G
25	BB	88	C
25	BB	89	G
25	BB	90	C
25	BB	96	G
25	BB	99	A
25	BB	103	U
25	BB	108	C
25	BB	109	G
25	BB	111	U
25	BB	117	G
25	BB	119	A
25	BB	120	U
26	BA	14	A
26	BA	16	G
26	BA	26	G
26	BA	27	G
26	BA	34	C
26	BA	40	C
26	BA	46	C
26	BA	49	A
26	BA	50	U
26	BA	51	G
26	BA	52	A
26	BA	54	G
26	BA	55	G
26	BA	60	G
26	BA	61	G

*Continued on next page...*



*Continued from previous page...*

Mol	Chain	Res	Type
26	BA	63	U
26	BA	71	A
26	BA	72	U
26	BA	73	A
26	BA	74	A
26	BA	75	G
26	BA	76	C
26	BA	82	G
26	BA	83	G
26	BA	84	A
26	BA	87	C
26	BA	88	G
26	BA	89	G
26	BA	90	U
26	BA	91	A
26	BA	92	G
26	BA	94	G
26	BA	95	G
26	BA	97	C
26	BA	98	G
26	BA	102	G
26	BA	103	A
26	BA	104	U
26	BA	107	C
26	BA	108	U
26	BA	109	G
26	BA	110	G
26	BA	112	U
26	BA	113	G
26	BA	117	G
26	BA	119	A
26	BA	120	U
26	BA	121	G
26	BA	125	G
26	BA	126	A
26	BA	129	C
26	BA	131	G
26	BA	132	G
26	BA	133	C
26	BA	136	G
26	BA	137	C
26	BA	137(A)	G

*Continued on next page...*



*Continued from previous page...*

Mol	Chain	Res	Type
26	BA	138	G
26	BA	139	G
26	BA	140	A
26	BA	141	A
26	BA	141(A)	C
26	BA	142	G
26	BA	143	C
26	BA	144	C
26	BA	152	G
26	BA	154	G
26	BA	163	U
26	BA	164	U
26	BA	172	C
26	BA	173	G
26	BA	175	G
26	BA	178	G
26	BA	179	G
26	BA	181	A
26	BA	182	A
26	BA	186	G
26	BA	191	A
26	BA	192	C
26	BA	193	U
26	BA	195	A
26	BA	196	A
26	BA	197	A
26	BA	198	C
26	BA	199	A
26	BA	204	A
26	BA	205	G
26	BA	215	G
26	BA	216	A
26	BA	218	A
26	BA	221	A
26	BA	222	A
26	BA	223	A
26	BA	224	G
26	BA	225	A
26	BA	226	G
26	BA	227	A
26	BA	228	A
26	BA	229	A

*Continued on next page...*



*Continued from previous page...*

Mol	Chain	Res	Type
26	BA	232	G
26	BA	233	A
26	BA	241	A
26	BA	242	G
26	BA	243	U
26	BA	245	G
26	BA	247	G
26	BA	248	G
26	BA	249	C
26	BA	250	G
26	BA	252	G
26	BA	255	A
26	BA	259	G
26	BA	265	A
26	BA	266	G
26	BA	268	C
26	BA	269	U
26	BA	270	A
26	BA	270(A)	A
26	BA	270(B)	A
26	BA	270(C)	C
26	BA	270(D)	C
26	BA	270(G)	C
26	BA	270(L)	U
26	BA	270(M)	U
26	BA	270(N)	G
26	BA	270(O)	U
26	BA	270(T)	G
26	BA	270(U)	C
26	BA	270(V)	G
26	BA	270(X)	G
26	BA	270(Y)	G
26	BA	270(Z)	U
26	BA	271(A)	C
26	BA	271(B)	G
26	BA	271(C)	U
26	BA	271	G
26	BA	273(F)	C
26	BA	274	G
26	BA	275	G
26	BA	276	A
26	BA	277	C

*Continued on next page...*



*Continued from previous page...*

<b>Mol</b>	<b>Chain</b>	<b>Res</b>	<b>Type</b>
26	BA	279	C
26	BA	280	C
26	BA	281	G
26	BA	282	A
26	BA	283	A
26	BA	286	C
26	BA	288	C
26	BA	289	A
26	BA	290	G
26	BA	291	C
26	BA	293	U
26	BA	295	G
26	BA	297	C
26	BA	302	C
26	BA	310	A
26	BA	311	A
26	BA	312	G
26	BA	313	C
26	BA	316	C
26	BA	317	G
26	BA	320	A
26	BA	321	G
26	BA	322	A
26	BA	323	G
26	BA	324	A
26	BA	325	G
26	BA	328	U
26	BA	329	G
26	BA	330	A
26	BA	331	A
26	BA	332	A
26	BA	333	G
26	BA	334	C
26	BA	337	C
26	BA	338	G
26	BA	339	U
26	BA	340	A
26	BA	341	G
26	BA	342	G
26	BA	347	A
26	BA	348	G
26	BA	349	G

*Continued on next page...*



*Continued from previous page...*

Mol	Chain	Res	Type
26	BA	350	U
26	BA	351	G
26	BA	354	G
26	BA	358	U
26	BA	359	A
26	BA	360	G
26	BA	362	U
26	BA	363(A)	A
26	BA	363(C)	G
26	BA	363(F)	A
26	BA	364	C
26	BA	365	C
26	BA	371	A
26	BA	372	G
26	BA	373	U
26	BA	374	A
26	BA	380	U
26	BA	386	G
26	BA	387	U
26	BA	388	G
26	BA	390	A
26	BA	391	G
26	BA	397	G
26	BA	401	A
26	BA	404	C
26	BA	405	U
26	BA	406	G
26	BA	408	G
26	BA	411	G
26	BA	422	A
26	BA	423	A
26	BA	428	A
26	BA	431	U
26	BA	434	U
26	BA	435	C
26	BA	436	C
26	BA	442	G
26	BA	444	C
26	BA	445	C
26	BA	446	G
26	BA	447	A
26	BA	448	U

*Continued on next page...*



*Continued from previous page...*

<b>Mol</b>	<b>Chain</b>	<b>Res</b>	<b>Type</b>
26	BA	449	A
26	BA	451	C
26	BA	452	G
26	BA	453	C
26	BA	455	C
26	BA	456	C
26	BA	457	A
26	BA	470	A
26	BA	471	A
26	BA	473	G
26	BA	474	G
26	BA	475	U
26	BA	477	A
26	BA	478	A
26	BA	479	A
26	BA	480	A
26	BA	481	G
26	BA	482	A
26	BA	483	A
26	BA	489	G
26	BA	492	A
26	BA	493	G
26	BA	497	A
26	BA	501	A
26	BA	503	A
26	BA	504	U
26	BA	505	A
26	BA	506	G
26	BA	507	A
26	BA	508	G
26	BA	509	C
26	BA	512	G
26	BA	518	G
26	BA	525	U
26	BA	526	A
26	BA	527	C
26	BA	528	A
26	BA	529	A
26	BA	530	G
26	BA	531	C
26	BA	532	A
26	BA	533	G

*Continued on next page...*



*Continued from previous page...*

Mol	Chain	Res	Type
26	BA	535	C
26	BA	541	C
26	BA	544	C
26	BA	545	G
26	BA	546	C
26	BA	548	A
26	BA	549	G
26	BA	551	G
26	BA	554	U
26	BA	559	G
26	BA	560	C
26	BA	561	G
26	BA	562	U
26	BA	563	G
26	BA	565	C
26	BA	566	U
26	BA	567	A
26	BA	568	U
26	BA	570	G
26	BA	571	A
26	BA	572	A
26	BA	573	G
26	BA	574	C
26	BA	575	A
26	BA	579	G
26	BA	586	A
26	BA	587	C
26	BA	588	U
26	BA	593	G
26	BA	595	C
26	BA	598	G
26	BA	599	G
26	BA	600	G
26	BA	601	C
26	BA	602	G
26	BA	603	A
26	BA	608	A
26	BA	609	A
26	BA	612	G
26	BA	613	U
26	BA	614	U
26	BA	615	G

*Continued on next page...*



*Continued from previous page...*

Mol	Chain	Res	Type
26	BA	616	A
26	BA	617	G
26	BA	620	G
26	BA	621	A
26	BA	622	G
26	BA	624	C
26	BA	625	G
26	BA	627	A
26	BA	628	G
26	BA	634	C
26	BA	637	A
26	BA	639	U
26	BA	640	C
26	BA	641	C
26	BA	643	A
26	BA	646	A
26	BA	647	G
26	BA	650	C
26	BA	653	A
26	BA	654	A
26	BA	655	A
26	BA	656	G
26	BA	662	G
26	BA	668	G
26	BA	669	G
26	BA	670	A
26	BA	671	C
26	BA	673	C
26	BA	675	A
26	BA	677	A
26	BA	684	G
26	BA	686	G
26	BA	687	C
26	BA	688	U
26	BA	690	G
26	BA	698	C
26	BA	699	A
26	BA	704	G
26	BA	705	A
26	BA	713	G
26	BA	715	G
26	BA	717	G

*Continued on next page...*



*Continued from previous page...*

<b>Mol</b>	<b>Chain</b>	<b>Res</b>	<b>Type</b>
26	BA	718	A
26	BA	721	C
26	BA	726	G
26	BA	727	A
26	BA	728	G
26	BA	729	G
26	BA	730	C
26	BA	736	C
26	BA	739	G
26	BA	740	U
26	BA	741	G
26	BA	746	A
26	BA	747	U
26	BA	748	G
26	BA	750	A
26	BA	751	A
26	BA	752	A
26	BA	753	C
26	BA	762	U
26	BA	764	A
26	BA	765	G
26	BA	771	G
26	BA	775	G
26	BA	776	G
26	BA	777	A
26	BA	779	U
26	BA	781	A
26	BA	782	A
26	BA	783	A
26	BA	784	A
26	BA	785	G
26	BA	786	C
26	BA	787	U
26	BA	788	A
26	BA	789	A
26	BA	790	C
26	BA	791	C
26	BA	793	A
26	BA	794	G
26	BA	799	G
26	BA	800	A
26	BA	801	G

*Continued on next page...*



*Continued from previous page...*

Mol	Chain	Res	Type
26	BA	802	A
26	BA	805	G
26	BA	806	C
26	BA	811	U
26	BA	812	C
26	BA	813	U
26	BA	816	C
26	BA	819	A
26	BA	820	A
26	BA	822	U
26	BA	826	U
26	BA	827	U
26	BA	828	U
26	BA	829	A
26	BA	830	G
26	BA	831	G
26	BA	833	U
26	BA	847	U
26	BA	848	G
26	BA	859	G
26	BA	860	U
26	BA	861	A
26	BA	863	A
26	BA	865	C
26	BA	866	A
26	BA	867	C
26	BA	870	A
26	BA	873	G
26	BA	875	G
26	BA	877	U
26	BA	878	A
26	BA	881	G
26	BA	886	C
26	BA	887	A
26	BA	888	C
26	BA	889	C
26	BA	890	A
26	BA	896	A
26	BA	897	C
26	BA	899	A
26	BA	902	C
26	BA	906	G

*Continued on next page...*



*Continued from previous page...*

<b>Mol</b>	<b>Chain</b>	<b>Res</b>	<b>Type</b>
26	BA	907	U
26	BA	910	A
26	BA	914	C
26	BA	915	C
26	BA	918	A
26	BA	919	G
26	BA	930	U
26	BA	931	G
26	BA	932	G
26	BA	933	A
26	BA	935	C
26	BA	941	A
26	BA	942	G
26	BA	943	U
26	BA	944	G
26	BA	945	A
26	BA	946	G
26	BA	949	C
26	BA	957	A
26	BA	958	U
26	BA	959	A
26	BA	961	C
26	BA	962	G
26	BA	964	C
26	BA	966	G
26	BA	968	G
26	BA	972	G
26	BA	973	A
26	BA	974	G
26	BA	974(A)	C
26	BA	975	G
26	BA	976	C
26	BA	980	A
26	BA	982	C
26	BA	983	A
26	BA	984	A
26	BA	985	C
26	BA	986	C
26	BA	989	G
26	BA	990	A
26	BA	991	C
26	BA	993	G

*Continued on next page...*



*Continued from previous page...*

<b>Mol</b>	<b>Chain</b>	<b>Res</b>	<b>Type</b>
26	BA	994	C
26	BA	995	C
26	BA	996	A
26	BA	997	G
26	BA	999	U
26	BA	1003	G
26	BA	1008	C
26	BA	1009	A
26	BA	1012	U
26	BA	1013	C
26	BA	1017	G
26	BA	1019	U
26	BA	1021	A
26	BA	1022	G
26	BA	1023	U
26	BA	1024	G
26	BA	1025	G
26	BA	1026	U
26	BA	1033	U
26	BA	1041	C
26	BA	1044	G
26	BA	1045	A
26	BA	1046	A
26	BA	1049	C
26	BA	1056	G
26	BA	1058	G
26	BA	1060	U
26	BA	1061	U
26	BA	1062	G
26	BA	1063	G
26	BA	1066	U
26	BA	1067	A
26	BA	1068	G
26	BA	1069	A
26	BA	1070	A
26	BA	1071	G
26	BA	1072	C
26	BA	1073	A
26	BA	1081	U
26	BA	1084	A
26	BA	1085	A
26	BA	1086	A

*Continued on next page...*



*Continued from previous page...*

<b>Mol</b>	<b>Chain</b>	<b>Res</b>	<b>Type</b>
26	BA	1088	A
26	BA	1089	G
26	BA	1090	U
26	BA	1093	G
26	BA	1096	A
26	BA	1097	U
26	BA	1098	A
26	BA	1099	G
26	BA	1101	U
26	BA	1102	C
26	BA	1103	A
26	BA	1105	U
26	BA	1106	G
26	BA	1109	C
26	BA	1110	G
26	BA	1111	A
26	BA	1112	G
26	BA	1114	G
26	BA	1116	C
26	BA	1120	G
26	BA	1123	C
26	BA	1124	C
26	BA	1126	A
26	BA	1127	A
26	BA	1128	A
26	BA	1129	A
26	BA	1130	U
26	BA	1131	G
26	BA	1132	A
26	BA	1133	U
26	BA	1134	G
26	BA	1135	C
26	BA	1138	G
26	BA	1140	C
26	BA	1141	U
26	BA	1142	U
26	BA	142(A)	A
26	BA	1149	G
26	BA	1153	C
26	BA	1154	G
26	BA	1155	A
26	BA	1156	A

*Continued on next page...*



*Continued from previous page...*

<b>Mol</b>	<b>Chain</b>	<b>Res</b>	<b>Type</b>
26	BA	1157	G
26	BA	1159	U
26	BA	1162	G
26	BA	1166	C
26	BA	1171	G
26	BA	1174	A
26	BA	1175	U
26	BA	1176	G
26	BA	1177	A
26	BA	1179	C
26	BA	1180	C
26	BA	1181	C
26	BA	1182	A
26	BA	1183	G
26	BA	1184	G
26	BA	1185	C
26	BA	1186	G
26	BA	1190	G
26	BA	1197	G
26	BA	1199	U
26	BA	1202	C
26	BA	1203	G
26	BA	1204	A
26	BA	1205	U
26	BA	1206	G
26	BA	1207	C
26	BA	1208	C
26	BA	1209	G
26	BA	1210	A
26	BA	1211	U
26	BA	1212	G
26	BA	1214	A
26	BA	1220	A
26	BA	1221	C
26	BA	1222	C
26	BA	1227	A
26	BA	1228	G
26	BA	1229	G
26	BA	1234	U
26	BA	1236	G
26	BA	1237	A
26	BA	1239	G

*Continued on next page...*



*Continued from previous page...*

<b>Mol</b>	<b>Chain</b>	<b>Res</b>	<b>Type</b>
26	BA	1240	U
26	BA	1241	A
26	BA	1244	G
26	BA	1246	A
26	BA	1247	A
26	BA	1248	G
26	BA	1249	U
26	BA	1251	C
26	BA	1252	G
26	BA	1253	A
26	BA	1254	A
26	BA	1255	U
26	BA	1256	G
26	BA	1260	G
26	BA	1261	C
26	BA	1265	A
26	BA	1266	G
26	BA	1267	U
26	BA	1268	A
26	BA	1269	A
26	BA	1270	C
26	BA	1271	G
26	BA	1272	A
26	BA	1273	U
26	BA	1275	A
26	BA	1284	A
26	BA	1286	A
26	BA	1287	A
26	BA	1288	U
26	BA	1289	C
26	BA	1298	C
26	BA	1300	U
26	BA	1301	A
26	BA	1302	A
26	BA	1304	C
26	BA	1307	A
26	BA	1309	G
26	BA	1311	G
26	BA	1312	U
26	BA	1313	U
26	BA	1314	C
26	BA	1320	C

*Continued on next page...*



*Continued from previous page...*

<b>Mol</b>	<b>Chain</b>	<b>Res</b>	<b>Type</b>
26	BA	1321	A
26	BA	1325	G
26	BA	1326	U
26	BA	1329	U
26	BA	1330	C
26	BA	1332	G
26	BA	1333	C
26	BA	1340	U
26	BA	1341	U
26	BA	1342	A
26	BA	1343	G
26	BA	1344	G
26	BA	1345	C
26	BA	1350	C
26	BA	1352	U
26	BA	1361	G
26	BA	1363	C
26	BA	1364	G
26	BA	1365	A
26	BA	1366	A
26	BA	1368	G
26	BA	1378	A
26	BA	1379	A
26	BA	1384	A
26	BA	1385	G
26	BA	1391	U
26	BA	1392	A
26	BA	1394	U
26	BA	1395	A
26	BA	1397	U
26	BA	1398	C
26	BA	1402	C
26	BA	1404	C
26	BA	1407	C
26	BA	1415	U
26	BA	1416	G
26	BA	1417	C
26	BA	1418	G
26	BA	1419	A
26	BA	1420	U
26	BA	1421	G
26	BA	1422	G

*Continued on next page...*



*Continued from previous page...*

Mol	Chain	Res	Type
26	BA	1425	G
26	BA	1426	G
26	BA	1427	A
26	BA	1428	C
26	BA	1429	G
26	BA	1438	U
26	BA	1439	A
26	BA	444(A)	A
26	BA	449(A)	G
26	BA	1451	C
26	BA	1454	U
26	BA	1455	G
26	BA	1460	A
26	BA	1461	G
26	BA	1462	C
26	BA	1467	C
26	BA	1475	G
26	BA	1478	G
26	BA	1480	G
26	BA	1483	G
26	BA	1484	G
26	BA	1485	G
26	BA	1489	U
26	BA	1490	A
26	BA	1491	G
26	BA	1494	A
26	BA	1495	A
26	BA	1496	A
26	BA	1497	U
26	BA	1498	C
26	BA	1499	C
26	BA	1502	C
26	BA	1506	C
26	BA	1507	A
26	BA	1508	A
26	BA	1509	C
26	BA	1510	A
26	BA	1512	G
26	BA	1513	C
26	BA	1514	U
26	BA	1515	C
26	BA	1516	U

*Continued on next page...*



*Continued from previous page...*

<b>Mol</b>	<b>Chain</b>	<b>Res</b>	<b>Type</b>
26	BA	1517	G
26	BA	1519	G
26	BA	1521	G
26	BA	1522	G
26	BA	1525	G
26	BA	1527	G
26	BA	1528	A
26	BA	1530	G
26	BA	1531	C
26	BA	1533	C
26	BA	1534	G
26	BA	1536	A
26	BA	1537	C
26	BA	1538	G
26	BA	1539	G
26	BA	1540	G
26	BA	1543	A
26	BA	1544	C
26	BA	1545	A
26	BA	1547	C
26	BA	1553	A
26	BA	1554	A
26	BA	1555	G
26	BA	1558	A
26	BA	1559	G
26	BA	1560	G
26	BA	1561	G
26	BA	1566	A
26	BA	1567	A
26	BA	1568	G
26	BA	1569	A
26	BA	1571	A
26	BA	1572	A
26	BA	1573	G
26	BA	1574	C
26	BA	1575	C
26	BA	1577	C
26	BA	1578	U
26	BA	1579	A
26	BA	1583	A
26	BA	1586	A
26	BA	1587	A

*Continued on next page...*



*Continued from previous page...*

<b>Mol</b>	<b>Chain</b>	<b>Res</b>	<b>Type</b>
26	BA	1588	C
26	BA	1602	U
26	BA	1603	A
26	BA	1606	G
26	BA	1607	C
26	BA	1608	A
26	BA	1609	A
26	BA	1610	A
26	BA	1611	C
26	BA	1612	C
26	BA	1613	G
26	BA	1614	A
26	BA	1615	C
26	BA	1616	A
26	BA	1617	C
26	BA	1618	A
26	BA	1619	G
26	BA	1625	C
26	BA	1626	G
26	BA	1627	G
26	BA	1634	A
26	BA	1635	G
26	BA	1639	U
26	BA	1640	C
26	BA	1645	G
26	BA	1646	C
26	BA	1647	G
26	BA	1648	C
26	BA	1649	G
26	BA	1652	A
26	BA	1653	G
26	BA	1654	A
26	BA	1655	A
26	BA	1658	C
26	BA	1664	A
26	BA	1665	A
26	BA	1667	G
26	BA	1668	A
26	BA	1669	A
26	BA	1670	C
26	BA	1674	G
26	BA	1675	C

*Continued on next page...*



*Continued from previous page...*

Mol	Chain	Res	Type
26	BA	1679	U
26	BA	1681	G
26	BA	1682	G
26	BA	1686	C
26	BA	1688	U
26	BA	1689	A
26	BA	1695	G
26	BA	1696	G
26	BA	1698	A
26	BA	1699	G
26	BA	1700	A
26	BA	1701	A
26	BA	1703	G
26	BA	1705	G
26	BA	1706	U
26	BA	1707	G
26	BA	1718	G
26	BA	1726	G
26	BA	1728	G
26	BA	1729	A
26	BA	1730	U
26	BA	1731	G
26	BA	1732	A
26	BA	1733	G
26	BA	1735	C
26	BA	1743	G
26	BA	1747	G
26	BA	1755	A
26	BA	1756	G
26	BA	1757	U
26	BA	1758	G
26	BA	1759	A
26	BA	1760	A
26	BA	1762	A
26	BA	1763	G
26	BA	1764	G
26	BA	1767	C
26	BA	1772	G
26	BA	1773	A
26	BA	1774	C
26	BA	1775	U
26	BA	1776	G

*Continued on next page...*



*Continued from previous page...*

<b>Mol</b>	<b>Chain</b>	<b>Res</b>	<b>Type</b>
26	BA	1780	A
26	BA	1781	C
26	BA	1782	C
26	BA	1783	A
26	BA	1784	A
26	BA	1786	A
26	BA	1787	A
26	BA	1788	C
26	BA	1790	C
26	BA	1791	A
26	BA	1800	C
26	BA	1801	G
26	BA	1802	A
26	BA	1805	U
26	BA	1808	U
26	BA	1809	A
26	BA	1810	A
26	BA	1811	G
26	BA	1815	A
26	BA	1816	G
26	BA	1817	G
26	BA	1818	U
26	BA	1820	U
26	BA	1821	A
26	BA	1823	G
26	BA	1824	G
26	BA	1825	A
26	BA	1826	G
26	BA	1828	G
26	BA	1829	A
26	BA	1834	U
26	BA	1837	C
26	BA	1838	C
26	BA	1839	G
26	BA	1840	G
26	BA	1843	C
26	BA	1847	A
26	BA	1852	C
26	BA	1858	G
26	BA	1860	G
26	BA	1870	C
26	BA	1880	C

*Continued on next page...*



*Continued from previous page...*

<b>Mol</b>	<b>Chain</b>	<b>Res</b>	<b>Type</b>
26	BA	1881	C
26	BA	1883	G
26	BA	1884	A
26	BA	1891	G
26	BA	1895	C
26	BA	1899	G
26	BA	1901	A
26	BA	1903	G
26	BA	1906	G
26	BA	1913	A
26	BA	1914	C
26	BA	1915	U
26	BA	1916	A
26	BA	1917	U
26	BA	1918	A
26	BA	1919	A
26	BA	1923	U
26	BA	1925	C
26	BA	1928	A
26	BA	1929	G
26	BA	1930	G
26	BA	1931	U
26	BA	1934	C
26	BA	1936	A
26	BA	1937	A
26	BA	1938	A
26	BA	1939	U
26	BA	1940	U
26	BA	1941	C
26	BA	1942	C
26	BA	1943	U
26	BA	1944	U
26	BA	1945	G
26	BA	1947	C
26	BA	1953	A
26	BA	1954	G
26	BA	1955	U
26	BA	1956	U
26	BA	1957	C
26	BA	1958	C
26	BA	1960	A
26	BA	1962	C

*Continued on next page...*



*Continued from previous page...*

Mol	Chain	Res	Type
26	BA	1963	U
26	BA	1964	G
26	BA	1965	C
26	BA	1966	A
26	BA	1967	C
26	BA	1968	G
26	BA	1969	A
26	BA	1970	A
26	BA	1971	A
26	BA	1972	A
26	BA	1981	A
26	BA	1982	C
26	BA	1991	U
26	BA	1993	U
26	BA	1995	U
26	BA	1996	C
26	BA	1997	G
26	BA	2003	G
26	BA	2015	A
26	BA	2016	U
26	BA	2018	G
26	BA	2020	A
26	BA	2021	C
26	BA	2022	U
26	BA	2023	G
26	BA	2027	G
26	BA	2030	A
26	BA	2031	A
26	BA	2032	G
26	BA	2033	A
26	BA	2034	U
26	BA	2036	C
26	BA	2039	C
26	BA	2041	U
26	BA	2043	C
26	BA	2044	C
26	BA	2045	C
26	BA	2047	U
26	BA	2048	G
26	BA	2050	C
26	BA	2051	A
26	BA	2052	G

*Continued on next page...*



*Continued from previous page...*

<b>Mol</b>	<b>Chain</b>	<b>Res</b>	<b>Type</b>
26	BA	2055	C
26	BA	2056	G
26	BA	2059	A
26	BA	2060	A
26	BA	2061	G
26	BA	2062	A
26	BA	2063	C
26	BA	2064	C
26	BA	2065	C
26	BA	2066	C
26	BA	2068	U
26	BA	2069	G
26	BA	2076	U
26	BA	2077	A
26	BA	2080	G
26	BA	2083	G
26	BA	2087	G
26	BA	2091	U
26	BA	2092	U
26	BA	2093	G
26	BA	2094	G
26	BA	2098	U
26	BA	2099	U
26	BA	2182	G
26	BA	2188	C
26	BA	2190	G
26	BA	2191	G
26	BA	2192	G
26	BA	2193	G
26	BA	2194	G
26	BA	2195	C
26	BA	2196	C
26	BA	2198	A
26	BA	2205	C
26	BA	2206	C
26	BA	2207	C
26	BA	2208	U
26	BA	2209	C
26	BA	2210	G
26	BA	2211	G
26	BA	2212	A
26	BA	2213	U

*Continued on next page...*



*Continued from previous page...*

<b>Mol</b>	<b>Chain</b>	<b>Res</b>	<b>Type</b>
26	BA	2217	G
26	BA	2224	G
26	BA	2225	A
26	BA	2226	C
26	BA	2227	A
26	BA	2228	G
26	BA	2232	U
26	BA	2233	U
26	BA	2234	G
26	BA	2235	G
26	BA	2236	C
26	BA	2237	G
26	BA	2238	G
26	BA	2239	G
26	BA	2240	C
26	BA	2241	A
26	BA	2242	G
26	BA	2243	U
26	BA	2245	U
26	BA	2247	A
26	BA	2250	G
26	BA	2251	G
26	BA	2253	G
26	BA	2254	C
26	BA	2255	G
26	BA	2257	U
26	BA	2258	C
26	BA	2259	G
26	BA	2262	U
26	BA	2263	C
26	BA	2264	C
26	BA	2265	U
26	BA	2266	A
26	BA	2267	A
26	BA	2268	A
26	BA	2269	A
26	BA	2270	G
26	BA	2272	U
26	BA	2275	C
26	BA	2276	G
26	BA	2277	G
26	BA	2278	A

*Continued on next page...*



*Continued from previous page...*

Mol	Chain	Res	Type
26	BA	2279	G
26	BA	2281	C
26	BA	2282	G
26	BA	2283	C
26	BA	2284	C
26	BA	2286	A
26	BA	2287	A
26	BA	2288	A
26	BA	2289	G
26	BA	2291	U
26	BA	2294	C
26	BA	2296	U
26	BA	2297	C
26	BA	2300	G
26	BA	2303	G
26	BA	2304	G
26	BA	2306	C
26	BA	2307	G
26	BA	2308	G
26	BA	2309	A
26	BA	2310	A
26	BA	2311	A
26	BA	2312	U
26	BA	2313	C
26	BA	2314	C
26	BA	2315	G
26	BA	2317	C
26	BA	2318	G
26	BA	2319	G
26	BA	2320	A
26	BA	2321	G
26	BA	2322	A
26	BA	2323	G
26	BA	2325	G
26	BA	2327	A
26	BA	2334	G
26	BA	2335	A
26	BA	2336	A
26	BA	2337	G
26	BA	2339	G
26	BA	2341	G
26	BA	2342	C

*Continued on next page...*



*Continued from previous page...*

<b>Mol</b>	<b>Chain</b>	<b>Res</b>	<b>Type</b>
26	BA	2343	C
26	BA	2345	G
26	BA	2346	A
26	BA	2347	C
26	BA	2348	U
26	BA	2350	C
26	BA	2351	G
26	BA	2352	A
26	BA	2353	G
26	BA	2355	C
26	BA	2357	U
26	BA	2358	G
26	BA	2359	C
26	BA	2360	A
26	BA	2361	A
26	BA	2362	G
26	BA	2366	A
26	BA	2371	G
26	BA	2372	G
26	BA	2373	G
26	BA	2374	C
26	BA	2378	A
26	BA	2379	G
26	BA	2381	C
26	BA	2382	G
26	BA	2383	G
26	BA	2384	G
26	BA	2385	C
26	BA	2386	C
26	BA	2387	U
26	BA	2389	G
26	BA	2390	U
26	BA	2392	A
26	BA	2393	A
26	BA	2394	C
26	BA	2395	C
26	BA	2396	G
26	BA	2397	G
26	BA	2399	G
26	BA	2400	G
26	BA	2401	U
26	BA	2402	C

*Continued on next page...*



*Continued from previous page...*

<b>Mol</b>	<b>Chain</b>	<b>Res</b>	<b>Type</b>
26	BA	2403	C
26	BA	2405	G
26	BA	2406	U
26	BA	2407	G
26	BA	2408	U
26	BA	2409	G
26	BA	2411	A
26	BA	2412	A
26	BA	2413	G
26	BA	2417	C
26	BA	2422	A
26	BA	2423	U
26	BA	2424	C
26	BA	2425	A
26	BA	2426	A
26	BA	2427	C
26	BA	2428	G
26	BA	2430	A
26	BA	2431	U
26	BA	2432	A
26	BA	2434	A
26	BA	2435	A
26	BA	2436	G
26	BA	2437	U
26	BA	2438	U
26	BA	2439	A
26	BA	2441	C
26	BA	2442	C
26	BA	2444	G
26	BA	2446	G
26	BA	2448	A
26	BA	2449	U
26	BA	2451	A
26	BA	2453	A
26	BA	2455	G
26	BA	2456	C
26	BA	2458	G
26	BA	2463	C
26	BA	2464	C
26	BA	2465	C
26	BA	2466	C
26	BA	2468	G

*Continued on next page...*



*Continued from previous page...*

<b>Mol</b>	<b>Chain</b>	<b>Res</b>	<b>Type</b>
26	BA	2469	A
26	BA	2470	G
26	BA	2472	G
26	BA	2473	U
26	BA	2475	C
26	BA	2476	A
26	BA	2478	A
26	BA	2479	G
26	BA	2480	C
26	BA	2482	G
26	BA	2483	C
26	BA	2484	G
26	BA	2485	G
26	BA	2488	A
26	BA	2490	G
26	BA	2491	U
26	BA	2493	U
26	BA	2494	G
26	BA	2495	G
26	BA	2496	C
26	BA	2497	A
26	BA	2498	C
26	BA	2499	C
26	BA	2500	U
26	BA	2502	G
26	BA	2503	A
26	BA	2504	U
26	BA	2505	G
26	BA	2506	U
26	BA	2507	C
26	BA	2512	C
26	BA	2513	G
26	BA	2517	C
26	BA	2518	A
26	BA	2519	U
26	BA	2520	C
26	BA	2521	C
26	BA	2522	U
26	BA	2526	G
26	BA	2529	G
26	BA	2532	G
26	BA	2533	A

*Continued on next page...*



*Continued from previous page...*

<b>Mol</b>	<b>Chain</b>	<b>Res</b>	<b>Type</b>
26	BA	2535	G
26	BA	2536	G
26	BA	2537	U
26	BA	2539	C
26	BA	2540	C
26	BA	2541	A
26	BA	2542	A
26	BA	2543	G
26	BA	2544	G
26	BA	2545	G
26	BA	2546	U
26	BA	2547	U
26	BA	2549	G
26	BA	2551	C
26	BA	2552	U
26	BA	2553	G
26	BA	2554	U
26	BA	2555	U
26	BA	2556	C
26	BA	2557	G
26	BA	2558	C
26	BA	2561	A
26	BA	2562	U
26	BA	2565	A
26	BA	2566	A
26	BA	2567	G
26	BA	2568	C
26	BA	2569	G
26	BA	2570	G
26	BA	2572	A
26	BA	2573	C
26	BA	2574	G
26	BA	2575	C
26	BA	2576	G
26	BA	2577	A
26	BA	2578	G
26	BA	2579	C
26	BA	2580	U
26	BA	2581	G
26	BA	2582	G
26	BA	2583	G
26	BA	2584	U

*Continued on next page...*



*Continued from previous page...*

<b>Mol</b>	<b>Chain</b>	<b>Res</b>	<b>Type</b>
26	BA	2585	U
26	BA	2586	C
26	BA	2587	A
26	BA	2588	G
26	BA	2590	A
26	BA	2591	C
26	BA	2596	U
26	BA	2597	G
26	BA	2598	A
26	BA	2599	G
26	BA	2600	A
26	BA	2601	C
26	BA	2602	A
26	BA	2603	G
26	BA	2604	U
26	BA	2605	U
26	BA	2606	C
26	BA	2607	G
26	BA	2609	U
26	BA	2610	C
26	BA	2611	U
26	BA	2612	C
26	BA	2613	U
26	BA	2614	A
26	BA	2615	U
26	BA	2616	C
26	BA	2617	C
26	BA	2618	G
26	BA	2619	C
26	BA	2620	C
26	BA	2621	A
26	BA	2625	G
26	BA	2626	C
26	BA	2627	G
26	BA	2629	A
26	BA	2630	G
26	BA	2631	G
26	BA	2633	G
26	BA	2635	C
26	BA	2637	U
26	BA	2638	G
26	BA	2640	G

*Continued on next page...*



*Continued from previous page...*

Mol	Chain	Res	Type
26	BA	2641	G
26	BA	2645	G
26	BA	2646	C
26	BA	2648	C
26	BA	2650	U
26	BA	2654	A
26	BA	2655	G
26	BA	2658	C
26	BA	2659	G
26	BA	2661	G
26	BA	2662	A
26	BA	2663	G
26	BA	2665	A
26	BA	2666	C
26	BA	2667	C
26	BA	2672	G
26	BA	2676	C
26	BA	2677	G
26	BA	2678	C
26	BA	2679	A
26	BA	2680	C
26	BA	2681	C
26	BA	2682	U
26	BA	2683	C
26	BA	2685	G
26	BA	2686	G
26	BA	2687	U
26	BA	2689	U
26	BA	2690	C
26	BA	2691	C
26	BA	2693	A
26	BA	2698	U
26	BA	2699	C
26	BA	2701	C
26	BA	2702	U
26	BA	2703	C
26	BA	2704	C
26	BA	2705	A
26	BA	2707	G
26	BA	2708	G
26	BA	2709	G
26	BA	2710	C

*Continued on next page...*



*Continued from previous page...*

<b>Mol</b>	<b>Chain</b>	<b>Res</b>	<b>Type</b>
26	BA	2712	U
26	BA	712(A)	A
26	BA	2713	A
26	BA	2714	G
26	BA	2717	G
26	BA	2718	G
26	BA	2719	G
26	BA	2720	U
26	BA	2721	A
26	BA	2723	C
26	BA	2725	A
26	BA	2726	U
26	BA	2727	G
26	BA	2729	G
26	BA	2732	G
26	BA	2733	A
26	BA	2738	A
26	BA	2740	A
26	BA	2741	A
26	BA	2742	C
26	BA	2743	C
26	BA	2744	G
26	BA	2746	U
26	BA	2747	G
26	BA	2748	A
26	BA	2750	A
26	BA	2751	G
26	BA	2752	C
26	BA	2755	C
26	BA	2756	U
26	BA	2757	A
26	BA	2758	A
26	BA	2759	G
26	BA	2760	C
26	BA	2762	G
26	BA	2763	G
26	BA	2764	A
26	BA	2765	A
26	BA	2766	G
26	BA	2768	C
26	BA	2769	C
26	BA	2770	G

*Continued on next page...*



*Continued from previous page...*

Mol	Chain	Res	Type
26	BA	2771	C
26	BA	2772	C
26	BA	2773	C
26	BA	2774	C
26	BA	2775	A
26	BA	2776	A
26	BA	2777	G
26	BA	2778	A
26	BA	2779	U
26	BA	2780	G
26	BA	2781	A
26	BA	2782	G
26	BA	2783	G
26	BA	2784	C
26	BA	2786	U
26	BA	2787	C
26	BA	2788	C
26	BA	2790	A
26	BA	2791	C
26	BA	2793	G
26	BA	2794	C
26	BA	2795	G
26	BA	2798	C
26	BA	2799	A
26	BA	2802	G
26	BA	2803	C
26	BA	2804	C
26	BA	2805	G
26	BA	2809	A
26	BA	2810	A
26	BA	2811	G
26	BA	2812	G
26	BA	2815	C
26	BA	2816	C
26	BA	2817	G
26	BA	2818	G
26	BA	2819	G
26	BA	2820	A
26	BA	2821	A
26	BA	2822	G
26	BA	2826	A
26	BA	2827	C

*Continued on next page...*



*Continued from previous page...*

Mol	Chain	Res	Type
26	BA	2829	C
26	BA	2832	U
26	BA	2833	G
26	BA	2834	G
26	BA	2835	A
26	BA	2836	U
26	BA	2839	G
26	BA	2843	G
26	BA	2844	G
26	BA	2845	G
26	BA	2846	G
26	BA	2847	U
26	BA	2848	G
26	BA	2849	U
26	BA	2850	A
26	BA	2853	C
26	BA	2854	G
26	BA	2858	C
26	BA	2860	A
26	BA	2861	G
26	BA	2862	G
26	BA	2863	C
26	BA	2866	U
26	BA	2867	G
26	BA	2868	A
26	BA	2869	G
26	BA	2871	C
26	BA	2872	G
26	BA	2874	C
26	BA	2877	G
26	BA	2879	C
26	BA	2880	C
26	BA	2881	C
26	BA	2882	A
26	BA	2883	A
26	BA	2884	U
26	BA	2889	C
26	BA	2891	G
26	BA	2892	A
26	BA	2893	G
26	BA	2894	G
26	BA	2895	U

*Continued on next page...*



*Continued from previous page...*

Mol	Chain	Res	Type
26	BA	2899	G
26	BA	2902	C

There are no RNA pucker outliers to report.

## 5.4 Non-standard residues in protein, DNA, RNA chains [i](#)

3 non-standard protein/DNA/RNA residues are modelled in this entry.

In the following table, the Counts columns list the number of bonds (or angles) for which Mogul statistics could be retrieved, the number of bonds (or angles) that are observed in the model and the number of bonds (or angles) that are defined in the chemical component dictionary. The Link column lists molecule types, if any, to which the group is linked. The Z score for a bond length (or angle) is the number of standard deviations the observed value is removed from the expected value. A bond length (or angle) with  $|Z| > 2$  is considered an outlier worth inspection. RMSZ is the root-mean-square of all Z scores of the bond lengths (or angles).

Mol	Type	Chain	Res	Link	Bond lengths			Bond angles		
					Counts	RMSZ	# Z  > 2	Counts	RMSZ	# Z  > 2
3	YYG	AW	37	10,3	29,42,43	1.05	2 (6%)	29,62,65	2.24	8 (27%)
3	PSU	AW	39	3	16,21,22	1.28	2 (12%)	20,30,33	6.06	4 (20%)
3	PSU	AW	55	3	16,21,22	1.44	2 (12%)	20,30,33	5.93	6 (30%)

In the following table, the Chirals column lists the number of chiral outliers, the number of chiral centers analysed, the number of these observed in the model and the number defined in the chemical component dictionary. Similar counts are reported in the Torsion and Rings columns. '-' means no outliers of that kind were identified.

Mol	Type	Chain	Res	Link	Chirals	Torsions	Rings
3	YYG	AW	37	10,3	1/1/8/9	0/20/42/43	0/4/4/4
3	PSU	AW	39	3	-	0/7/25/26	0/2/2/2
3	PSU	AW	55	3	-	0/7/25/26	0/2/2/2

All (6) bond length outliers are listed below:

Mol	Chain	Res	Type	Atoms	Z	Observed(Å)	Ideal(Å)
3	AW	39	PSU	C6-C5	-3.43	1.33	1.38
3	AW	55	PSU	C6-C5	-2.97	1.34	1.38
3	AW	37	YYG	C2-N2	2.05	1.38	1.35
3	AW	37	YYG	C6-N1	2.86	1.42	1.37
3	AW	39	PSU	C4-N3	3.06	1.38	1.33

*Continued on next page...*



*Continued from previous page...*

Mol	Chain	Res	Type	Atoms	Z	Observed(Å)	Ideal(Å)
3	AW	55	PSU	C4-N3	4.17	1.40	1.33

All (18) bond angle outliers are listed below:

Mol	Chain	Res	Type	Atoms	Z	Observed(°)	Ideal(°)
3	AW	39	PSU	N1-C2-N3	-19.57	114.33	128.40
3	AW	55	PSU	N1-C2-N3	-19.32	114.51	128.40
3	AW	39	PSU	C5-C4-N3	-12.77	114.95	125.43
3	AW	55	PSU	C5-C4-N3	-12.33	115.32	125.43
3	AW	37	YYG	C13-C12-C11	-4.10	123.52	130.66
3	AW	37	YYG	O23-C21-O22	-3.56	119.73	124.60
3	AW	55	PSU	C4-C5-C1'	-2.24	116.81	121.15
3	AW	55	PSU	O2'-C2'-C1'	-2.22	107.19	112.21
3	AW	37	YYG	O18-C16-C15	2.29	117.60	111.54
3	AW	37	YYG	C19-O18-C16	2.79	122.51	115.97
3	AW	37	YYG	C3-N3-C2	3.05	122.65	118.31
3	AW	37	YYG	O23-C21-N20	4.00	118.48	110.82
3	AW	37	YYG	C3-N3-C4	5.08	125.55	118.31
3	AW	55	PSU	C6-N1-C2	5.14	123.59	115.36
3	AW	39	PSU	C6-N1-C2	5.25	123.77	115.36
3	AW	37	YYG	C24-O23-C21	6.03	123.13	115.68
3	AW	55	PSU	C4-N3-C2	11.31	125.06	115.16
3	AW	39	PSU	C4-N3-C2	12.17	125.80	115.16

All (1) chirality outliers are listed below:

Mol	Chain	Res	Type	Atom
3	AW	37	YYG	C15

There are no torsion outliers.

There are no ring outliers.

2 monomers are involved in 42 short contacts:

Mol	Chain	Res	Type	Clashes	Symm-Clashes
3	AW	37	YYG	38	0
3	AW	39	PSU	4	0

## 5.5 Carbohydrates [i](#)

There are no carbohydrates in this entry.



## 5.6 Ligand geometry [i](#)

There are no ligands in this entry.

## 5.7 Other polymers [i](#)

There are no such residues in this entry.

## 5.8 Polymer linkage issues [i](#)

The following chains have linkage breaks:

Mol	Chain	Number of breaks
26	BA	58
1	AA	45
3	AW	6
36	BQ	3
25	BB	2
2	AV	2
6	AC	2
45	BV	2
16	AM	2
44	BU	1
20	AQ	1
5	AB	1
8	AE	1
29	BF	1
27	BD	1
37	BS	1
55	BK	1
35	BP	1
7	AD	1
31	BH	1
15	AL	1

All chain breaks are listed below:

Model	Chain	Residue-1	Atom-1	Residue-2	Atom-2	Distance (Å)
1	AA	30(D):A	O3'	1031:G	P	5.01
1	BA	142(A):A	O3'	1143:A	P	4.98
1	AW	73:A	O3'	74:C	P	4.88
1	BA	1171:G	O3'	1173:G	P	4.41
1	AA	440:A	O3'	442:C	P	4.34

*Continued on next page...*



*Continued from previous page...*

Model	Chain	Residue-1	Atom-1	Residue-2	Atom-2	Distance (Å)
1	BA	366:C	O3'	370:G	P	4.27
1	AA	1169:A	O3'	1171:G	P	4.14
1	AA	70:G	O3'	73:C	P	3.98
1	AA	204:U	O3'	216:G	P	3.83
1	AA	93:G	O3'	95:U	P	3.70
1	BA	449(A):G	O3'	1450:C	P	3.62
1	BA	890:A	O3'	892:G	P	3.61
1	BA	537:C	O3'	539:G	P	3.59
1	AW	63:C	O3'	64:A	P	3.53
1	BA	489:G	O3'	491:G	P	3.49
1	BA	1743:G	O3'	1746:G	P	3.48
1	BA	1712:C	O3'	1716:U	P	3.46
1	BA	926:A	O3'	928:G	P	3.40
1	BA	444(A):A	O3'	1445:C	P	3.40
1	BA	99:U	O3'	101:G	P	3.39
1	BA	164:U	O3'	171:G	P	3.39
1	AA	84:U	O3'	88:A	P	3.38
1	BA	1718:G	O3'	1725:G	P	3.36
1	BA	1451:C	O3'	1453:A	P	3.31
1	AW	45:G	O3'	46:G	P	3.30
1	BA	436:C	O3'	438:G	P	3.29
1	BQ	36:ASN	C	41:THR	N	3.29
1	AA	841:U	O3'	848:C	P	3.27
1	BA	41:C	O3'	43:G	P	3.26
1	BA	2795:G	O3'	2797:U	P	3.26
1	AA	3(A):G	O3'	1004:A	P	3.25
1	AA	1443:G	O3'	1446:A	P	3.25
1	AA	492:G	O3'	494:G	P	3.24
1	AW	5:A	O3'	6:U	P	3.24
1	BA	1735:C	O3'	1741:C	P	3.22
1	BA	2799:A	O3'	2801:A	P	3.18
1	BA	630(A):C	O3'	1631:A	P	3.15
1	BA	1872:A	O3'	1878:G	P	3.15
1	AA	99:C	O3'	101:A	P	3.11
1	BQ	12:PRO	C	15:THR	N	3.09
1	BA	155:C	O3'	161:U	P	3.05
1	BA	554:U	O3'	556:G	P	3.05
1	AA	463:A	O3'	474:G	P	3.01
1	BA	1480:G	O3'	1482:U	P	3.00
1	BA	1583:A	O3'	1585:C	P	2.99
1	BD	216:ALA	C	222:PRO	N	2.97
1	BA	1864:U	O3'	1869:G	P	2.92

*Continued on next page...*



*Continued from previous page...*

Model	Chain	Residue-1	Atom-1	Residue-2	Atom-2	Distance (Å)
1	AA	1455:G	O3'	1459:C	P	2.83
1	BA	2805:G	O3'	2807:G	P	2.79
1	AA	1361:G	O3'	361(A):C	P	2.69
1	AV	73:A	O3'	74:C	P	2.67
1	AV	7:U	O3'	8:U	P	2.65
1	AW	7:U	O3'	8:U	P	2.62
1	BA	2213:U	O3'	2215:G	P	2.62
1	BA	1050:A	O3'	1051:G	P	2.60
1	BA	545(A):A	O3'	1546:C	P	2.60
1	AA	991:U	O3'	992:U	P	2.56
1	AA	46:G	O3'	47:C	P	2.50
1	BA	1030:G	O3'	1031:G	P	2.47
1	BA	1103:A	O3'	1104:C	P	2.42
1	AA	1030:C	O3'	30(A):G	P	2.41
1	BA	1086:A	O3'	1087:G	P	2.40
1	BQ	76:GLY	C	82:LYS	N	2.39
1	AA	60:A	O3'	61:G	P	2.34
1	BV	66:GLY	C	67:LYS	N	2.33
1	AA	651:C	O3'	652:U	P	2.32
1	AA	115:G	O3'	116:A	P	2.29
1	AA	1003:G	O3'	3(A):G	P	2.29
1	BA	2788:C	O3'	2789:C	P	2.24
1	BK	71:LYS	C	72:THR	N	2.22
1	AA	1004:A	O3'	1005:A	P	2.19
1	AA	219:C	O3'	220:G	P	2.17
1	AA	1224:G	O3'	1225:A	P	2.17
1	BA	1545:A	O3'	545(A):A	P	2.16
1	AA	1037:C	O3'	1038:C	P	2.12
1	AA	820:U	O3'	821:G	P	2.07
1	BA	1142:U	O3'	142(A):A	P	2.07
1	AA	365:U	O3'	366:C	P	2.06
1	BA	324:A	O3'	325:G	P	2.06
1	AM	94:ARG	C	95:GLY	N	2.03
1	BA	280:C	O3'	281:G	P	2.03
1	BA	1124:C	O3'	1125:G	P	2.02
1	BA	1525:G	O3'	1526:G	P	2.02
1	AA	1107:C	O3'	1108:G	P	2.01
1	BA	223:A	O3'	224:G	P	2.00
1	BA	1404:C	O3'	1405:U	P	2.00
1	AA	405:U	O3'	406:G	P	1.99
1	AA	937:A	O3'	938:A	P	1.99
1	AA	566:G	O3'	567:G	P	1.98

*Continued on next page...*



*Continued from previous page...*

Model	Chain	Residue-1	Atom-1	Residue-2	Atom-2	Distance (Å)
1	AA	286:G	O3'	287:U	P	1.96
1	AA	1024:G	O3'	1025:U	P	1.96
1	AA	337:C	O3'	338:A	P	1.95
1	AA	703:G	O3'	704:A	P	1.95
1	AM	66:LEU	C	67:GLU	N	1.95
1	BA	1019:U	O3'	1020:A	P	1.95
1	AA	196:A	O3'	197:A	P	1.94
1	AA	311:C	O3'	312:C	P	1.94
1	BA	232:G	O3'	233:A	P	1.94
1	AA	1046:A	O3'	1047:G	P	1.93
1	BB	0:A	O3'	1:U	P	1.93
1	BA	1419:A	O3'	1420:U	P	1.93
1	AA	546:G	O3'	547:A	P	1.92
1	BA	601:C	O3'	602:G	P	1.91
1	BS	128:ASP	C	129:ILE	N	1.90
1	AE	144:THR	C	145:LYS	N	1.88
1	BP	61:ALA	C	62:ALA	N	1.85
1	BV	91:THR	C	92:ALA	N	1.84
1	AB	112:VAL	C	113:HIS	N	1.79
1	BA	460:A	O3'	461:C	P	1.24
1	BA	1163:G	O3'	1164:G	P	1.21
1	BA	1988:C	O3'	1989:G	P	1.20
1	AA	288:A	O3'	289:G	P	1.19
1	AA	944:G	O3'	945:G	P	1.19
1	AW	21:A	O3'	22:G	P	1.19
1	BA	2625:G	O3'	2626:C	P	1.18
1	BA	1029:A	O3'	1030:G	P	1.16
1	BA	1924:C	O3'	1925:C	P	1.16
1	BB	59:A	O3'	60:C	P	1.15
1	AA	1211:U	O3'	1212:U	P	1.09
1	BA	2889:C	O3'	2891:G	P	1.09
1	BA	2454:G	O3'	2455:G	P	1.07
1	BA	2196:C	O3'	2197:U	P	1.03
1	BH	80:LYS	C	81:GLY	N	1.02
1	BA	1546:C	O3'	1547:C	P	0.99
1	AA	1337:G	O3'	1338:G	P	0.96
1	BF	103:ASN	C	104:ASP	N	0.96
1	BU	50:ARG	C	51:ARG	N	0.96
1	AA	1278:U	O3'	1279:A	P	0.93
1	AC	18:TRP	C	19:GLU	N	0.93
1	AD	98:GLU	C	99:SER	N	0.92
1	AC	106:VAL	C	107:GLN	N	0.91

*Continued on next page...*



*Continued from previous page...*

Model	Chain	Residue-1	Atom-1	Residue-2	Atom-2	Distance (Å)
1	BA	2199:A	O3'	2205:C	P	0.75
1	AQ	22:LEU	C	23:VAL	N	0.59
1	AL	23:LYS	C	24:VAL	N	0.43



## 6 Fit of model and data ⓘ

### 6.1 Protein, DNA and RNA chains ⓘ

In the following table, the column labelled ‘#RSRZ> 2’ contains the number (and percentage) of RSRZ outliers, followed by percent RSRZ outliers for the chain as percentile scores relative to all X-ray entries and entries of similar resolution. The OWAB column contains the minimum, median, 95<sup>th</sup> percentile and maximum values of the occupancy-weighted average B-factor per residue. The column labelled ‘Q< 0.9’ lists the number of (and percentage) of residues with an average occupancy less than 0.9.

Mol	Chain	Analysed	<RSRZ>	#RSRZ>2	OWAB(Å <sup>2</sup> )	Q<0.9
1	AA	1515/1522 (99%)	0.48	151 (9%) 8 15	188, 339, 400, 400	0
2	AV	76/76 (100%)	0.90	8 (10%) 7 14	242, 299, 394, 394	0
3	AW	73/76 (96%)	0.44	9 (12%) 5 13	253, 400, 400, 400	0
4	AX	17/18 (94%)	1.31	5 (29%) 1 6	400, 400, 400, 400	0
5	AB	234/256 (91%)	0.10	12 (5%) 29 32	395, 395, 400, 400	0
6	AC	206/239 (86%)	1.60	58 (28%) 1 6	393, 398, 398, 398	0
7	AD	208/209 (99%)	1.61	68 (32%) 0 6	257, 391, 400, 400	0
8	AE	150/162 (92%)	3.17	90 (60%) 0 3	371, 400, 400, 400	0
9	AF	101/101 (100%)	-0.42	1 (0%) 82 78	400, 400, 400, 400	0
10	AG	155/156 (99%)	1.88	55 (35%) 0 5	358, 400, 400, 400	0
11	AH	138/138 (100%)	1.39	43 (31%) 0 6	396, 396, 396, 396	0
12	AI	127/128 (99%)	0.70	27 (21%) 1 7	395, 395, 395, 395	0
13	AJ	98/105 (93%)	1.24	14 (14%) 3 10	400, 400, 400, 400	0
14	AK	119/129 (92%)	0.82	18 (15%) 3 10	202, 202, 400, 400	0
15	AL	124/135 (91%)	0.96	25 (20%) 1 8	399, 399, 400, 400	0
16	AM	125/126 (99%)	0.47	17 (13%) 3 11	348, 400, 400, 400	0
17	AN	60/61 (98%)	1.49	19 (31%) 0 6	400, 400, 400, 400	0
18	AO	88/89 (98%)	-0.12	2 (2%) 61 59	400, 400, 400, 400	0
19	AP	83/88 (94%)	1.76	32 (38%) 0 5	400, 400, 400, 400	0
20	AQ	104/105 (99%)	1.84	41 (39%) 0 5	400, 400, 400, 400	0
21	AR	73/88 (82%)	-0.38	0 100 100	400, 400, 400, 400	0
22	AS	80/93 (86%)	0.67	17 (21%) 1 7	400, 400, 400, 400	0
23	AT	99/106 (93%)	-0.07	7 (7%) 17 21	400, 400, 400, 400	0
24	AU	24/27 (88%)	1.91	10 (41%) 0 5	400, 400, 400, 400	0

*Continued on next page...*



*Continued from previous page...*

Mol	Chain	Analysed	<RSRZ>	#RSRZ>2		OWAB(Å <sup>2</sup> )	Q<0.9
25	BB	123/123 (100%)	-0.16	6 (4%)	30 33	267, 323, 388, 388	0
26	BA	2814/2916 (96%)	0.34	155 (5%)	26 29	65, 238, 393, 400	0
27	BD	173/173 (100%)	1.55	60 (34%)	0 5	392, 392, 400, 400	0
28	BE	191/338 (56%)	2.04	89 (46%)	0 4	400, 400, 400, 400	0
29	BF	189/246 (76%)	-0.33	9 (4%)	31 34	393, 396, 396, 396	0
30	BG	122/176 (69%)	0.06	7 (5%)	24 28	400, 400, 400, 400	0
31	BH	164/177 (92%)	0.26	14 (8%)	11 18	400, 400, 400, 400	0
32	BI	148/149 (99%)	1.42	48 (32%)	0 6	400, 400, 400, 400	0
33	BN	117/145 (80%)	1.71	46 (39%)	0 5	400, 400, 400, 400	0
34	BO	122/122 (100%)	1.10	25 (20%)	1 7	400, 400, 400, 400	0
35	BP	84/164 (51%)	1.02	15 (17%)	2 9	395, 395, 400, 400	0
36	BQ	138/138 (100%)	2.38	70 (50%)	0 4	393, 393, 393, 393	0
37	BS	113/186 (60%)	-0.12	2 (1%)	69 65	278, 400, 400, 400	0
38	BT	52/66 (78%)	3.00	31 (59%)	0 3	400, 400, 400, 400	0
39	BW	108/113 (95%)	0.18	6 (5%)	25 29	278, 395, 400, 400	0
40	BX	76/84 (90%)	0.81	18 (23%)	1 7	400, 400, 400, 400	0
41	BY	110/119 (92%)	0.70	15 (13%)	3 11	400, 400, 400, 400	0
42	BZ	177/253 (69%)	0.28	10 (5%)	25 29	396, 398, 398, 398	0
43	BR	105/118 (88%)	0.35	8 (7%)	15 20	400, 400, 400, 400	0
44	BU	117/118 (99%)	0.44	14 (11%)	5 13	391, 391, 400, 400	0
45	BV	100/100 (100%)	1.10	21 (21%)	1 7	400, 400, 400, 400	0
46	B2	64/70 (91%)	0.03	4 (6%)	21 24	400, 400, 400, 400	0
47	B3	60/60 (100%)	0.28	4 (6%)	19 23	398, 398, 398, 398	0
48	B0	86/91 (94%)	1.44	23 (26%)	1 6	396, 400, 400, 400	0
49	B4	73/73 (100%)	1.92	34 (46%)	0 4	396, 397, 397, 397	0
50	B5	58/60 (96%)	-0.14	0	100 100	400, 400, 400, 400	0
51	B6	53/82 (64%)	-0.08	2 (3%)	41 40	400, 400, 400, 400	0
52	B7	46/47 (97%)	0.80	3 (6%)	20 24	396, 396, 396, 396	0
53	B8	63/64 (98%)	1.01	13 (20%)	1 7	400, 400, 400, 400	0
54	B9	35/36 (97%)	3.63	21 (60%)	0 3	400, 400, 400, 400	0
55	BK	133/141 (94%)	0.06	4 (3%)	51 49	392, 400, 400, 400	0

*Continued on next page...*



*Continued from previous page...*

Mol	Chain	Analysed	<RSRZ>	#RSRZ>2	OWAB(Å <sup>2</sup> )	Q<0.9
All	All	10091/10981 (91%)	0.70	1506 (14%) <b>3</b> <b>10</b>	65, 395, 400, 400	0

All (1506) RSRZ outliers are listed below:

Mol	Chain	Res	Type	RSRZ
13	AJ	61	GLU	17.3
13	AJ	62	HIS	15.9
13	AJ	48	THR	14.6
8	AE	134	ALA	13.8
54	B9	24	LEU	13.3
13	AJ	49	VAL	13.0
8	AE	100	VAL	12.8
7	AD	200	GLU	12.3
6	AC	149	ALA	11.4
8	AE	89	ILE	11.4
36	BQ	115	SER	11.2
7	AD	109	GLY	11.2
8	AE	99	GLY	11.2
54	B9	25	VAL	11.1
8	AE	135	THR	10.7
54	B9	34	GLN	10.3
8	AE	77	PRO	10.2
8	AE	29	GLY	10.1
7	AD	68	TYR	10.1
48	B0	85	GLN	10.0
54	B9	23	VAL	9.9
13	AJ	60	ARG	9.9
20	AQ	97	SER	9.8
26	BA	1532	C	9.8
6	AC	189	ALA	9.8
10	AG	77	SER	9.8
54	B9	17	VAL	9.6
19	AP	21	VAL	9.6
6	AC	185	GLY	9.5
13	AJ	63	PHE	9.5
19	AP	59	TRP	9.4
6	AC	156	ARG	9.3
10	AG	85	TYR	9.1
8	AE	30	ALA	9.0
10	AG	76	ARG	8.8
48	B0	84	ALA	8.8
19	AP	34	GLU	8.8

*Continued on next page...*



*Continued from previous page...*

<b>Mol</b>	<b>Chain</b>	<b>Res</b>	<b>Type</b>	<b>RSRZ</b>
8	AE	80	ILE	8.8
8	AE	142	LEU	8.5
10	AG	86	GLN	8.5
38	BT	52	THR	8.5
8	AE	76	ILE	8.4
1	AA	564	C	8.4
8	AE	122	GLU	8.3
17	AN	37	PHE	8.1
24	AU	23	PRO	8.1
38	BT	53	ASP	7.9
7	AD	69	GLY	7.9
6	AC	200	ALA	7.9
7	AD	199	ASN	7.8
10	AG	82	GLY	7.7
33	BN	133	GLY	7.7
13	AJ	50	ILE	7.6
8	AE	106	PRO	7.6
8	AE	16	THR	7.6
41	BY	5	ASP	7.6
1	AA	1033	G	7.5
10	AG	83	ALA	7.5
49	B4	72	LYS	7.5
26	BA	141	A	7.5
8	AE	138	ALA	7.4
6	AC	151	VAL	7.4
33	BN	71	TYR	7.4
28	BE	254	GLY	7.4
8	AE	75	THR	7.4
6	AC	166	GLU	7.4
38	BT	10	GLY	7.4
8	AE	32	VAL	7.3
6	AC	148	GLY	7.3
36	BQ	136	TRP	7.3
17	AN	36	PHE	7.3
8	AE	118	ILE	7.3
7	AD	107	ARG	7.3
8	AE	78	HIS	7.3
49	B4	47	GLU	7.2
13	AJ	47	PHE	7.1
32	BI	84	GLY	7.1
19	AP	79	VAL	7.1
8	AE	143	ARG	7.1

*Continued on next page...*



*Continued from previous page...*

Mol	Chain	Res	Type	RSRZ
26	BA	546	C	7.1
15	AL	30	ALA	7.1
28	BE	41	PHE	7.0
7	AD	90	GLY	7.0
15	AL	26	ALA	7.0
36	BQ	147	VAL	7.0
10	AG	87	VAL	7.0
8	AE	132	ALA	7.0
7	AD	70	ILE	6.9
7	AD	198	VAL	6.9
10	AG	84	ASN	6.9
1	AA	562	C	6.9
28	BE	319	ASP	6.9
8	AE	46	GLY	6.9
28	BE	42	ALA	6.8
7	AD	203	VAL	6.8
17	AN	45	ARG	6.7
26	BA	2104	G	6.7
7	AD	98	GLU	6.7
28	BE	294	THR	6.7
8	AE	136	MET	6.6
36	BQ	48	ASN	6.6
8	AE	93	PRO	6.6
36	BQ	127	ASN	6.6
1	AA	865	A	6.6
41	BY	10	SER	6.6
48	B0	83	ALA	6.6
26	BA	2105	C	6.5
6	AC	168	ALA	6.5
17	AN	38	GLY	6.5
38	BT	11	THR	6.5
36	BQ	150	ASP	6.5
36	BQ	140	TYR	6.4
19	AP	66	PRO	6.4
34	BO	84	CYS	6.4
7	AD	103	ASN	6.4
10	AG	78	ARG	6.4
8	AE	131	ILE	6.4
12	AI	110	GLU	6.4
4	AX	120	A	6.4
6	AC	187	ALA	6.4
42	BZ	102	GLY	6.4

*Continued on next page...*



*Continued from previous page...*

Mol	Chain	Res	Type	RSRZ
54	B9	26	ILE	6.3
32	BI	85	GLU	6.3
48	B0	86	THR	6.3
49	B4	54	GLY	6.3
1	AA	1537	U	6.3
27	BD	78	ALA	6.3
34	BO	10	VAL	6.3
28	BE	175	ASP	6.3
38	BT	5	GLU	6.3
54	B9	16	VAL	6.3
31	BH	167	LEU	6.2
10	AG	156	TRP	6.2
8	AE	82	VAL	6.2
7	AD	104	VAL	6.2
36	BQ	113	ALA	6.2
20	AQ	33	GLY	6.2
36	BQ	139	ALA	6.2
1	AA	1535	C	6.2
27	BD	68	ARG	6.2
20	AQ	39	SER	6.1
20	AQ	102	GLY	6.1
1	AA	1536	C	6.1
27	BD	93	ILE	6.1
33	BN	61	VAL	6.1
28	BE	253	GLN	6.1
8	AE	115	VAL	6.1
26	BA	545	G	6.1
32	BI	92	SER	6.1
34	BO	100	GLY	6.0
13	AJ	51	ARG	6.0
19	AP	33	ILE	6.0
6	AC	198	VAL	6.0
28	BE	40	GLY	6.0
36	BQ	148	ASN	6.0
27	BD	79	THR	5.9
1	AA	1032	G	5.9
33	BN	72	PRO	5.9
37	BS	11	ARG	5.9
4	AX	115	G	5.9
17	AN	49	HIS	5.9
36	BQ	47	GLU	5.9
42	BZ	104	SER	5.9

*Continued on next page...*



*Continued from previous page...*

<b>Mol</b>	<b>Chain</b>	<b>Res</b>	<b>Type</b>	<b>RSRZ</b>
38	BT	9	CYS	5.8
8	AE	91	LEU	5.8
13	AJ	59	SER	5.8
28	BE	73	ILE	5.8
36	BQ	156	ASN	5.7
38	BT	7	ASP	5.7
32	BI	27	ASN	5.7
28	BE	75	THR	5.7
32	BI	1	MET	5.7
32	BI	23	ASP	5.7
36	BQ	50	VAL	5.7
1	AA	9	G	5.7
3	AW	34	G	5.7
32	BI	2	LYS	5.7
34	BO	11	ALA	5.7
35	BP	79	ASP	5.7
8	AE	87	SER	5.7
8	AE	79	GLU	5.6
1	AA	1034	G	5.6
20	AQ	11	VAL	5.6
33	BN	63	ILE	5.6
17	AN	48	ALA	5.6
1	AA	555	C	5.6
41	BY	9	LYS	5.6
16	AM	112	GLY	5.6
26	BA	1533	C	5.6
54	B9	19	ARG	5.6
26	BA	2103	C	5.6
38	BT	54	THR	5.6
1	AA	866	C	5.5
7	AD	67	ILE	5.5
20	AQ	94	ASN	5.5
44	BU	38	THR	5.5
41	BY	6	LYS	5.5
22	AS	28	LYS	5.4
36	BQ	53	PRO	5.4
28	BE	74	GLU	5.4
12	AI	124	GLN	5.4
36	BQ	51	GLU	5.4
32	BI	91	GLY	5.4
32	BI	21	VAL	5.4
8	AE	116	THR	5.4

*Continued on next page...*



*Continued from previous page...*

<b>Mol</b>	<b>Chain</b>	<b>Res</b>	<b>Type</b>	<b>RSRZ</b>
48	B0	28	GLY	5.4
6	AC	202	ILE	5.4
1	AA	301	G	5.4
7	AD	152	SER	5.4
8	AE	119	LEU	5.4
41	BY	11	GLN	5.3
7	AD	149	ALA	5.3
15	AL	101	VAL	5.3
6	AC	153	VAL	5.3
32	BI	26	ALA	5.3
49	B4	46	GLU	5.3
10	AG	124	LEU	5.3
28	BE	171	SER	5.3
27	BD	94	ASN	5.3
43	BR	70	LEU	5.2
45	BV	77	GLY	5.2
53	B8	22	VAL	5.2
7	AD	148	VAL	5.2
26	BA	1531	C	5.2
26	BA	1555	G	5.2
49	B4	71	SER	5.2
16	AM	123	ALA	5.2
17	AN	52	GLN	5.2
8	AE	117	ASP	5.2
19	AP	64	ALA	5.2
10	AG	79	ARG	5.2
16	AM	111	LYS	5.2
10	AG	154	TYR	5.2
8	AE	107	ARG	5.2
32	BI	38	GLU	5.2
22	AS	31	ILE	5.1
8	AE	130	ASN	5.1
6	AC	155	GLY	5.1
32	BI	20	ASN	5.1
7	AD	93	PHE	5.1
10	AG	151	TYR	5.1
1	AA	860	A	5.1
33	BN	37	ALA	5.1
51	B6	5	GLY	5.1
10	AG	153	HIS	5.1
10	AG	120	ILE	5.1
48	B0	81	ILE	5.1

*Continued on next page...*



*Continued from previous page...*

Mol	Chain	Res	Type	RSRZ
20	AQ	12	SER	5.0
41	BY	7	GLN	5.0
7	AD	97	LEU	5.0
10	AG	152	ALA	5.0
19	AP	70	ALA	5.0
26	BA	1378	A	5.0
7	AD	95	GLY	5.0
49	B4	65	ASP	5.0
28	BE	71	THR	5.0
19	AP	36	ILE	5.0
48	B0	87	GLU	5.0
28	BE	63	GLU	5.0
54	B9	36	GLN	5.0
40	BX	64	ALA	5.0
10	AG	89	MET	5.0
10	AG	62	PHE	4.9
33	BN	100	SER	5.0
27	BD	100	LYS	4.9
31	BH	168	VAL	4.9
52	B7	43	THR	4.9
8	AE	141	GLN	4.9
28	BE	62	ARG	4.9
36	BQ	22	GLY	4.9
12	AI	122	ALA	4.9
24	AU	22	ARG	4.9
38	BT	24	LYS	4.9
27	BD	231	ALA	4.9
20	AQ	23	VAL	4.9
12	AI	123	PRO	4.9
36	BQ	97	ASP	4.9
8	AE	31	LEU	4.9
1	AA	280	C	4.9
49	B4	44	THR	4.9
49	B4	60	ASN	4.9
33	BN	36	VAL	4.9
14	AK	11	LYS	4.8
28	BE	61	PRO	4.8
32	BI	86	GLY	4.8
36	BQ	54	VAL	4.8
8	AE	139	LEU	4.8
8	AE	27	ARG	4.8
32	BI	31	PHE	4.8

*Continued on next page...*



*Continued from previous page...*

<b>Mol</b>	<b>Chain</b>	<b>Res</b>	<b>Type</b>	<b>RSRZ</b>
11	AH	80	ILE	4.8
38	BT	50	GLU	4.8
1	AA	563	A	4.8
14	AK	89	ALA	4.8
28	BE	43	GLY	4.8
20	AQ	32	TYR	4.8
38	BT	8	TYR	4.8
7	AD	89	THR	4.8
48	B0	82	GLU	4.8
28	BE	185	GLY	4.7
1	AA	1187	G	4.7
36	BQ	56	ILE	4.7
1	AA	318	G	4.7
54	B9	15	LYS	4.7
11	AH	111	ILE	4.7
40	BX	8	PRO	4.7
26	BA	531	C	4.7
19	AP	71	ARG	4.7
32	BI	36	ALA	4.7
19	AP	4	ILE	4.7
31	BH	166	GLU	4.7
1	AA	1540	U	4.7
15	AL	71	PRO	4.7
40	BX	7	HIS	4.7
8	AE	108	ALA	4.7
10	AG	74	GLU	4.7
1	AA	1539	C	4.7
7	AD	61	LYS	4.6
48	B0	50	GLY	4.6
25	BB	88	C	4.6
28	BE	299	SER	4.6
31	BH	169	ARG	4.6
7	AD	91	SER	4.6
11	AH	78	GLN	4.6
38	BT	6	CYS	4.6
17	AN	47	LEU	4.6
28	BE	176	HIS	4.6
7	AD	129	ASN	4.6
20	AQ	20	THR	4.6
28	BE	311	PHE	4.6
20	AQ	38	ARG	4.6
22	AS	29	ARG	4.6

*Continued on next page...*



*Continued from previous page...*

Mol	Chain	Res	Type	RSRZ
41	BY	8	ARG	4.6
28	BE	216	ARG	4.6
28	BE	301	PRO	4.6
7	AD	60	GLU	4.6
27	BD	89	ASN	4.6
1	AA	1541	U	4.6
28	BE	304	ASP	4.5
10	AG	155	ARG	4.5
53	B8	60	LEU	4.5
1	AA	864	A	4.5
7	AD	96	LEU	4.5
17	AN	59	ALA	4.5
8	AE	48	ALA	4.5
1	AA	859	A	4.5
20	AQ	34	LYS	4.5
38	BT	4	ARG	4.5
8	AE	120	THR	4.4
33	BN	132	LEU	4.4
15	AL	33	ARG	4.4
28	BE	179	ASP	4.4
36	BQ	52	LYS	4.4
19	AP	57	ARG	4.4
12	AI	34	ASN	4.4
7	AD	204	ILE	4.4
45	BV	78	VAL	4.4
6	AC	188	LEU	4.4
38	BT	56	ARG	4.4
8	AE	28	PHE	4.4
15	AL	24	VAL	4.4
34	BO	102	VAL	4.4
1	AA	1078	U	4.4
7	AD	105	VAL	4.4
3	AW	35	A	4.4
1	AA	1538	C	4.4
8	AE	105	VAL	4.4
36	BQ	143	VAL	4.4
6	AC	17	ASP	4.4
34	BO	83	ALA	4.4
27	BD	101	ARG	4.4
28	BE	172	ASP	4.3
25	BB	89	G	4.3
33	BN	46	ILE	4.3

*Continued on next page...*



*Continued from previous page...*

<b>Mol</b>	<b>Chain</b>	<b>Res</b>	<b>Type</b>	<b>RSRZ</b>
20	AQ	37	LYS	4.3
36	BQ	118	ALA	4.3
27	BD	70	LYS	4.3
36	BQ	87	LYS	4.3
1	AA	1030	C	4.3
26	BA	1989	G	4.3
32	BI	3	VAL	4.3
32	BI	35	LEU	4.3
28	BE	210	THR	4.3
32	BI	88	ARG	4.3
29	BF	53	GLY	4.3
10	AG	75	VAL	4.3
1	AA	1061	G	4.3
34	BO	101	PRO	4.3
48	B0	80	SER	4.3
11	AH	77	GLU	4.3
13	AJ	58	ASP	4.3
26	BA	1554	A	4.3
19	AP	22	THR	4.3
7	AD	94	LEU	4.3
32	BI	24	GLY	4.3
6	AC	50	ALA	4.2
26	BA	1631	A	4.2
28	BE	211	GLN	4.2
36	BQ	124	ALA	4.2
6	AC	201	TYR	4.2
8	AE	90	VAL	4.2
8	AE	110	LEU	4.2
34	BO	64	ARG	4.2
32	BI	83	ALA	4.2
12	AI	121	ARG	4.2
54	B9	35	ARG	4.2
17	AN	50	LYS	4.2
11	AH	109	ILE	4.2
7	AD	201	GLN	4.2
8	AE	70	PRO	4.2
27	BD	228	ALA	4.2
27	BD	232	VAL	4.2
36	BQ	49	VAL	4.2
11	AH	83	ILE	4.2
1	AA	302	G	4.2
44	BU	41	ASN	4.2

*Continued on next page...*



*Continued from previous page...*

Mol	Chain	Res	Type	RSRZ
8	AE	133	TYR	4.1
7	AD	189	PRO	4.1
7	AD	150	GLU	4.1
33	BN	97	ALA	4.1
10	AG	80	VAL	4.1
11	AH	81	HIS	4.1
7	AD	110	PHE	4.1
14	AK	126	ARG	4.1
45	BV	88	GLN	4.1
34	BO	85	VAL	4.1
6	AC	53	ALA	4.1
28	BE	187	HIS	4.1
17	AN	41	ARG	4.1
27	BD	181	ARG	4.1
32	BI	30	LEU	4.1
28	BE	309	PRO	4.1
10	AG	53	LYS	4.1
28	BE	184	GLY	4.1
8	AE	33	VAL	4.1
24	AU	3	LYS	4.1
10	AG	117	ALA	4.0
6	AC	138	VAL	4.0
13	AJ	65	LEU	4.0
7	AD	102	ASP	4.0
38	BT	55	ALA	4.0
2	AV	1	G	4.0
53	B8	23	MET	4.0
24	AU	4	GLY	4.0
36	BQ	116	HIS	4.0
7	AD	170	VAL	4.0
36	BQ	55	GLN	4.0
49	B4	66	SER	4.0
1	AA	8	A	4.0
17	AN	58	LYS	4.0
26	BA	653	A	4.0
40	BX	25	GLN	4.0
32	BI	37	ILE	4.0
34	BO	63	VAL	4.0
32	BI	22	ALA	4.0
53	B8	24	ALA	4.0
7	AD	64	LEU	4.0
10	AG	81	GLY	4.0

*Continued on next page...*



*Continued from previous page...*

Mol	Chain	Res	Type	RSRZ
33	BN	134	GLU	4.0
6	AC	150	LYS	3.9
54	B9	21	GLY	3.9
8	AE	85	GLY	3.9
6	AC	184	TYR	3.9
28	BE	256	THR	3.9
12	AI	35	GLU	3.9
27	BD	173	VAL	3.9
27	BD	92	LEU	3.9
7	AD	111	ALA	3.9
28	BE	255	GLN	3.9
22	AS	44	MET	3.9
1	AA	1542	U	3.9
1	AA	30(B)	C	3.9
1	AA	1188	A	3.9
8	AE	121	LYS	3.9
19	AP	56	ALA	3.9
11	AH	135	CYS	3.9
49	B4	52	THR	3.9
10	AG	88	PRO	3.9
32	BI	90	PHE	3.9
29	BF	96	LYS	3.9
32	BI	93	ILE	3.9
33	BN	94	GLY	3.9
40	BX	9	HIS	3.9
38	BT	27	ALA	3.9
7	AD	161	ASN	3.8
38	BT	12	ASP	3.8
30	BG	59	GLY	3.8
10	AG	125	MET	3.8
8	AE	109	ILE	3.8
1	AA	1468	A	3.8
27	BD	237	GLY	3.8
38	BT	41	ASP	3.8
28	BE	317	PRO	3.8
22	AS	30	LEU	3.8
26	BA	958	U	3.8
25	BB	89(A)	A	3.8
33	BN	62	ASP	3.8
36	BQ	146	THR	3.8
1	AA	1476	G	3.8
8	AE	101	ILE	3.8

*Continued on next page...*



*Continued from previous page...*

Mol	Chain	Res	Type	RSRZ
6	AC	159	GLY	3.8
6	AC	170	GLN	3.8
8	AE	154	GLY	3.8
11	AH	25	ASP	3.8
26	BA	2795	G	3.8
49	B4	64	GLY	3.8
12	AI	111	ARG	3.8
31	BH	165	GLY	3.8
1	AA	1477	C	3.8
1	AA	565	U	3.8
20	AQ	29	HIS	3.8
33	BN	58	GLU	3.8
36	BQ	133	GLU	3.8
26	BA	1377	G	3.8
26	BA	2833	G	3.8
45	BV	7	THR	3.8
28	BE	189	MET	3.7
32	BI	128	ASN	3.7
11	AH	134	ILE	3.7
1	AA	1403	C	3.7
33	BN	54	VAL	3.7
32	BI	39	ALA	3.7
44	BU	34	ASN	3.7
28	BE	68	VAL	3.7
53	B8	14	ILE	3.7
36	BQ	145	PRO	3.7
22	AS	43	GLU	3.7
36	BQ	29	ALA	3.7
28	BE	193	PHE	3.7
20	AQ	98	LEU	3.7
33	BN	101	VAL	3.7
27	BD	108	ASN	3.7
27	BD	128	ALA	3.7
7	AD	205	GLU	3.7
42	BZ	109	GLN	3.7
54	B9	7	VAL	3.7
15	AL	68	ALA	3.7
33	BN	35	THR	3.7
8	AE	74	GLY	3.7
6	AC	163	ALA	3.7
7	AD	130	GLY	3.6
28	BE	47	GLY	3.6

*Continued on next page...*



*Continued from previous page...*

Mol	Chain	Res	Type	RSRZ
36	BQ	44	ALA	3.6
6	AC	199	LYS	3.6
36	BQ	46	VAL	3.6
39	BW	74	ALA	3.6
26	BA	2452	C	3.6
28	BE	177	ALA	3.6
48	B0	61	ALA	3.6
1	AA	885	G	3.6
19	AP	58	TYR	3.6
1	AA	82	U	3.6
11	AH	132	GLU	3.6
30	BG	152	PRO	3.6
38	BT	28	THR	3.6
31	BH	104	LEU	3.6
20	AQ	103	GLY	3.6
36	BQ	76	GLY	3.6
48	B0	27	GLY	3.6
49	B4	30	GLU	3.6
33	BN	70	PHE	3.6
6	AC	196	LEU	3.6
27	BD	91	ALA	3.6
26	BA	1103	A	3.6
26	BA	994	C	3.6
28	BE	320	GLN	3.6
8	AE	5	ASP	3.6
15	AL	100	ILE	3.6
1	AA	88	A	3.5
35	BP	144	ASP	3.5
33	BN	135	ILE	3.5
49	B4	33	VAL	3.5
7	AD	153	ARG	3.5
10	AG	121	ALA	3.5
45	BV	70	TYR	3.5
11	AH	110	ALA	3.5
20	AQ	62	SER	3.5
36	BQ	128	PRO	3.5
27	BD	76	ARG	3.5
1	AA	319	G	3.5
28	BE	79	ARG	3.5
1	AA	5	U	3.5
27	BD	95	TYR	3.5
1	AA	279	A	3.5

*Continued on next page...*



*Continued from previous page...*

Mol	Chain	Res	Type	RSRZ
38	BT	36	CYS	3.5
30	BG	153	THR	3.5
48	B0	52	GLY	3.5
49	B4	7	PRO	3.5
15	AL	102	ARG	3.5
26	BA	1764	G	3.5
22	AS	49	ILE	3.5
49	B4	73	LYS	3.5
38	BT	40	ALA	3.5
36	BQ	121	ASP	3.4
26	BA	2254	C	3.4
8	AE	137	GLU	3.4
17	AN	46	GLU	3.4
4	AX	121	G	3.4
19	AP	19	ILE	3.4
20	AQ	91	ARG	3.4
1	AA	867	G	3.4
1	AA	30(A)	G	3.4
26	BA	2319	G	3.4
7	AD	128	VAL	3.4
11	AH	17	THR	3.4
2	AV	17	U	3.4
11	AH	35	ILE	3.4
14	AK	13	GLN	3.4
28	BE	295	LEU	3.4
19	AP	2	VAL	3.4
29	BF	52	ALA	3.4
25	BB	87	G	3.4
33	BN	68	GLY	3.4
46	B2	10	ASP	3.4
26	BA	654	A	3.4
1	AA	554	C	3.4
26	BA	140	A	3.4
12	AI	38	GLN	3.4
15	AL	27	LEU	3.4
45	BV	80	TYR	3.4
26	BA	2615	U	3.4
10	AG	133	GLY	3.4
27	BD	77	VAL	3.4
11	AH	85	ARG	3.4
16	AM	116	THR	3.4
26	BA	586	A	3.4

*Continued on next page...*



*Continued from previous page...*

Mol	Chain	Res	Type	RSRZ
27	BD	109	LEU	3.4
1	AA	913	A	3.4
6	AC	6	HIS	3.4
29	BF	94	THR	3.4
6	AC	8	ILE	3.4
14	AK	90	GLY	3.4
33	BN	53	ILE	3.4
26	BA	686	G	3.4
36	BQ	117	GLY	3.4
33	BN	131	THR	3.4
11	AH	137	VAL	3.3
28	BE	209	GLY	3.3
28	BE	212	GLY	3.3
27	BD	189	ALA	3.3
26	BA	1971	A	3.3
27	BD	112	GLY	3.3
49	B4	61	LYS	3.3
17	AN	44	LEU	3.3
41	BY	14	ALA	3.3
11	AH	18	ARG	3.3
11	AH	91	ARG	3.3
22	AS	59	PRO	3.3
28	BE	69	PRO	3.3
6	AC	3	ASN	3.3
20	AQ	36	ILE	3.3
6	AC	157	ILE	3.3
6	AC	7	PRO	3.3
28	BE	318	ASN	3.3
26	BA	2608	G	3.3
12	AI	126	SER	3.3
34	BO	12	ASP	3.3
8	AE	86	ALA	3.3
15	AL	31	PRO	3.3
1	AA	1233	G	3.3
26	BA	2091	U	3.3
38	BT	26	GLY	3.3
8	AE	153	LYS	3.3
36	BQ	98	GLY	3.3
16	AM	113	PRO	3.3
26	BA	2020	A	3.3
36	BQ	137	ARG	3.3
20	AQ	22	LEU	3.3

*Continued on next page...*



*Continued from previous page...*

Mol	Chain	Res	Type	RSRZ
25	BB	90	C	3.3
49	B4	45	GLY	3.3
38	BT	49	LEU	3.3
45	BV	72	ARG	3.3
5	AB	101	MET	3.3
33	BN	55	GLU	3.3
1	AA	7	G	3.3
27	BD	71	ASP	3.3
36	BQ	114	ARG	3.3
3	AW	31	A	3.3
3	AW	36	A	3.3
49	B4	42	PHE	3.3
54	B9	22	ARG	3.3
19	AP	20	VAL	3.3
1	AA	1381	U	3.3
19	AP	35	LYS	3.3
42	BZ	108	VAL	3.3
8	AE	45	PHE	3.3
15	AL	104	VAL	3.2
19	AP	53	VAL	3.2
26	BA	2270	G	3.2
12	AI	45	ALA	3.2
12	AI	46	ALA	3.2
20	AQ	28	PRO	3.2
1	AA	561	U	3.2
26	BA	890	A	3.2
36	BQ	119	ASN	3.2
28	BE	80	ALA	3.2
8	AE	102	ALA	3.2
8	AE	103	GLY	3.2
35	BP	143	THR	3.2
10	AG	22	LEU	3.2
33	BN	139	LEU	3.2
34	BO	99	PHE	3.2
28	BE	178	LEU	3.2
6	AC	197	GLY	3.2
44	BU	37	GLN	3.2
29	BF	98	ARG	3.2
28	BE	77	PRO	3.2
35	BP	80	ASP	3.2
40	BX	57	THR	3.2
1	AA	861	G	3.2

*Continued on next page...*



*Continued from previous page...*

Mol	Chain	Res	Type	RSRZ
19	AP	74	LEU	3.2
36	BQ	110	GLY	3.2
41	BY	12	ARG	3.2
16	AM	124	PRO	3.2
1	AA	1426	C	3.2
27	BD	117	SER	3.2
35	BP	83	GLU	3.2
36	BQ	65	ARG	3.2
27	BD	142	ASN	3.2
1	AA	571	U	3.2
23	AT	80	ARG	3.2
7	AD	108	LEU	3.2
28	BE	227	ALA	3.2
45	BV	19	VAL	3.2
26	BA	2210	G	3.2
49	B4	69	ARG	3.2
8	AE	9	LYS	3.2
8	AE	126	ARG	3.2
14	AK	124	LYS	3.2
7	AD	99	SER	3.2
43	BR	25	ALA	3.2
37	BS	10	MET	3.2
1	AA	559	A	3.2
23	AT	18	GLN	3.1
38	BT	51	TRP	3.1
33	BN	45	VAL	3.1
49	B4	43	TRP	3.1
29	BF	92	PRO	3.1
40	BX	6	LYS	3.1
1	AA	30(C)	G	3.1
8	AE	72	GLN	3.1
8	AE	50	GLU	3.1
15	AL	84	LEU	3.1
33	BN	87	LEU	3.1
33	BN	98	PHE	3.1
20	AQ	25	ARG	3.1
26	BA	2102	U	3.1
49	B4	57	ASP	3.1
27	BD	111	VAL	3.1
48	B0	60	PHE	3.1
36	BQ	21	SER	3.1
41	BY	104	GLU	3.1

*Continued on next page...*



*Continued from previous page...*

Mol	Chain	Res	Type	RSRZ
53	B8	61	MET	3.1
28	BE	296	VAL	3.1
1	AA	1469	G	3.1
10	AG	150	ALA	3.1
11	AH	87	SER	3.1
26	BA	2446	G	3.1
11	AH	112	LEU	3.1
32	BI	19	LYS	3.1
26	BA	1654	A	3.1
26	BA	2064	C	3.1
54	B9	33	LYS	3.1
1	AA	918	A	3.1
44	BU	7	GLY	3.1
36	BQ	157	ALA	3.1
40	BX	61	GLU	3.1
40	BX	11	THR	3.1
49	B4	18	GLY	3.1
10	AG	122	HIS	3.1
14	AK	101	SER	3.1
1	AA	1079	G	3.1
28	BE	251	PRO	3.1
22	AS	41	VAL	3.1
1	AA	570	G	3.1
3	AW	33	U	3.1
33	BN	48	GLY	3.1
7	AD	202	LEU	3.1
1	AA	228	A	3.1
1	AA	1398	A	3.1
11	AH	90	GLY	3.1
30	BG	58	VAL	3.1
4	AX	118	C	3.0
28	BE	180	ILE	3.0
28	BE	46	ALA	3.0
12	AI	65	VAL	3.0
33	BN	10	VAL	3.0
1	AA	303	A	3.0
27	BD	65	ASP	3.0
36	BQ	151	SER	3.0
40	BX	59	ASP	3.0
12	AI	41	VAL	3.0
20	AQ	27	PHE	3.0
45	BV	18	ASP	3.0

*Continued on next page...*



*Continued from previous page...*

Mol	Chain	Res	Type	RSRZ
48	B0	18	PRO	3.0
31	BH	151	ARG	3.0
40	BX	26	PHE	3.0
26	BA	271(B)	G	3.0
28	BE	252	GLN	3.0
1	AA	863	U	3.0
41	BY	1	SER	3.0
1	AA	286	G	3.0
1	AA	317	G	3.0
32	BI	89	LEU	3.0
41	BY	100	ASP	3.0
39	BW	104	THR	3.0
8	AE	140	ARG	3.0
1	AA	568	G	3.0
28	BE	263	GLU	3.0
10	AG	58	PRO	3.0
6	AC	16	ARG	3.0
26	BA	125	G	3.0
26	BA	2600	A	3.0
15	AL	10	LEU	3.0
16	AM	65	LYS	3.0
36	BQ	106	GLY	3.0
7	AD	86	LYS	3.0
44	BU	42	ALA	3.0
8	AE	17	ALA	3.0
15	AL	7	ILE	3.0
53	B8	5	LYS	3.0
6	AC	169	ALA	3.0
54	B9	20	HIS	3.0
32	BI	122	ARG	3.0
44	BU	6	THR	3.0
6	AC	186	PHE	3.0
26	BA	2211	G	3.0
26	BA	2271	G	3.0
26	BA	2681	C	3.0
1	AA	954	G	2.9
42	BZ	101	THR	2.9
36	BQ	91	HIS	2.9
1	AA	1186	G	2.9
1	AA	1244	C	2.9
26	BA	2599	G	2.9
1	AA	229	U	2.9

*Continued on next page...*



*Continued from previous page...*

Mol	Chain	Res	Type	RSRZ
45	BV	76	SER	2.9
40	BX	63	LYS	2.9
40	BX	27	ALA	2.9
1	AA	1232	U	2.9
28	BE	183	ASP	2.9
7	AD	181	MET	2.9
1	AA	1451	A	2.9
12	AI	115	GLY	2.9
10	AG	132	GLY	2.9
17	AN	53	LEU	2.9
42	BZ	107	GLU	2.9
10	AG	131	LYS	2.9
17	AN	51	GLY	2.9
36	BQ	135	ALA	2.9
38	BT	23	HIS	2.9
40	BX	10	VAL	2.9
1	AA	922	G	2.9
54	B9	9	LYS	2.9
1	AA	294	U	2.9
7	AD	180	GLY	2.9
28	BE	226	HIS	2.9
6	AC	19	GLU	2.9
20	AQ	24	GLU	2.9
38	BT	37	GLU	2.9
7	AD	162	LEU	2.9
33	BN	88	PRO	2.9
8	AE	81	GLU	2.9
27	BD	102	TYR	2.9
19	AP	65	GLN	2.9
19	AP	60	LEU	2.9
35	BP	123	ASP	2.9
26	BA	2450	A	2.9
26	BA	2451	A	2.9
15	AL	11	VAL	2.9
1	AA	886	G	2.9
1	AA	1031	G	2.9
26	BA	2798	C	2.9
34	BO	8	LEU	2.9
27	BD	190	THR	2.9
28	BE	270	ASP	2.9
2	AV	36	A	2.9
6	AC	134	ILE	2.9

*Continued on next page...*



*Continued from previous page...*

Mol	Chain	Res	Type	RSRZ
6	AC	152	ILE	2.9
26	BA	565	C	2.8
29	BF	97	ASP	2.8
52	B7	44	VAL	2.8
55	BK	89	SER	2.8
20	AQ	42	TYR	2.8
1	AA	1029	C	2.8
26	BA	898	C	2.8
26	BA	2680	C	2.8
7	AD	101	LEU	2.8
19	AP	3	LYS	2.8
14	AK	57	THR	2.8
20	AQ	26	GLN	2.8
26	BA	675	A	2.8
32	BI	4	ILE	2.8
27	BD	113	MET	2.8
32	BI	9	VAL	2.8
10	AG	105	VAL	2.8
35	BP	115	ARG	2.8
14	AK	58	PRO	2.8
26	BA	973	A	2.8
26	BA	1380	G	2.8
15	AL	98	TYR	2.8
16	AM	108	ARG	2.8
1	AA	1060	C	2.8
15	AL	29	GLY	2.8
26	BA	1075	C	2.8
7	AD	147	ALA	2.8
34	BO	33	ALA	2.8
26	BA	1353	A	2.8
33	BN	19	MET	2.8
36	BQ	138	ARG	2.8
49	B4	68	ARG	2.8
10	AG	18	TYR	2.8
27	BD	171	VAL	2.8
1	AA	30(D)	A	2.8
10	AG	126	ASP	2.8
8	AE	111	GLU	2.8
14	AK	93	GLN	2.8
20	AQ	99	SER	2.8
28	BE	229	GLN	2.8
32	BI	97	GLN	2.8

*Continued on next page...*



*Continued from previous page...*

<b>Mol</b>	<b>Chain</b>	<b>Res</b>	<b>Type</b>	<b>RSRZ</b>
54	B9	2	LYS	2.8
8	AE	84	PHE	2.8
26	BA	1379	A	2.8
28	BE	205	THR	2.8
11	AH	76	PRO	2.8
26	BA	1244	G	2.8
27	BD	135	PRO	2.8
33	BN	60	ARG	2.8
49	B4	62	ARG	2.8
22	AS	48	THR	2.8
28	BE	49	THR	2.8
15	AL	83	VAL	2.8
26	BA	1199	U	2.8
36	BQ	122	PHE	2.8
49	B4	17	GLN	2.8
55	BK	95	LYS	2.8
44	BU	43	ALA	2.8
26	BA	2042	A	2.8
7	AD	82	ALA	2.8
14	AK	123	LYS	2.8
43	BR	69	ASP	2.8
11	AH	75	ARG	2.8
32	BI	102	LEU	2.8
36	BQ	92	VAL	2.8
45	BV	74	TYR	2.8
26	BA	1674	G	2.8
34	BO	24	VAL	2.8
48	B0	35	ASN	2.8
49	B4	55	ARG	2.8
26	BA	2272	U	2.8
1	AA	293	G	2.7
45	BV	6	GLN	2.7
28	BE	76	PRO	2.7
16	AM	119	GLY	2.7
8	AE	92	LYS	2.7
26	BA	966	G	2.7
26	BA	1090	U	2.7
15	AL	70	ILE	2.7
26	BA	2023	G	2.7
16	AM	16	ASP	2.7
26	BA	271(A)	C	2.7
26	BA	1990	C	2.7

*Continued on next page...*



*Continued from previous page...*

Mol	Chain	Res	Type	RSRZ
1	AA	300	A	2.7
43	BR	29	LEU	2.7
20	AQ	35	VAL	2.7
36	BQ	104	PRO	2.7
11	AH	54	ASP	2.7
26	BA	2447	G	2.7
39	BW	105	VAL	2.7
42	BZ	100	THR	2.7
47	B3	26	LEU	2.7
8	AE	104	ALA	2.7
28	BE	70	VAL	2.7
41	BY	13	ARG	2.7
26	BA	1243	G	2.7
1	AA	1425	U	2.7
1	AA	1427	U	2.7
13	AJ	46	ARG	2.7
26	BA	2789	C	2.7
8	AE	43	LEU	2.7
38	BT	39	ASN	2.7
7	AD	92	VAL	2.7
11	AH	136	GLU	2.7
8	AE	123	LEU	2.7
16	AM	120	LYS	2.7
24	AU	9	ARG	2.7
1	AA	761	G	2.7
48	B0	73	GLY	2.7
6	AC	110	ASN	2.7
6	AC	160	ALA	2.7
11	AH	19	VAL	2.7
23	AT	15	ARG	2.7
26	BA	1626	G	2.7
26	BA	1632	A	2.7
6	AC	130	VAL	2.7
27	BD	80	ILE	2.7
38	BT	29	THR	2.7
20	AQ	93	GLN	2.7
1	AA	923	A	2.7
1	AA	1227	A	2.7
6	AC	183	ASP	2.7
6	AC	117	ALA	2.7
12	AI	33	PHE	2.7
32	BI	8	ASP	2.7

*Continued on next page...*



*Continued from previous page...*

<b>Mol</b>	<b>Chain</b>	<b>Res</b>	<b>Type</b>	<b>RSRZ</b>
11	AH	138	TRP	2.7
20	AQ	105	ALA	2.7
28	BE	213	PRO	2.7
13	AJ	64	GLU	2.7
27	BD	188	ARG	2.7
44	BU	28	ARG	2.7
27	BD	209	ASN	2.6
52	B7	17	GLY	2.6
26	BA	2587	A	2.6
12	AI	125	TYR	2.6
31	BH	164	GLU	2.6
34	BO	69	VAL	2.6
1	AA	556	C	2.6
30	BG	35	ALA	2.6
33	BN	136	SER	2.6
33	BN	50	GLU	2.6
26	BA	2267	A	2.6
55	BK	90	SER	2.6
23	AT	21	LYS	2.6
1	AA	966	G	2.6
1	AA	1066	C	2.6
26	BA	668	G	2.6
36	BQ	149	ILE	2.6
20	AQ	41	LYS	2.6
28	BE	44	TYR	2.6
26	BA	2805	G	2.6
48	B0	72	LYS	2.6
20	AQ	64	PRO	2.6
49	B4	31	ILE	2.6
1	AA	28	G	2.6
38	BT	30	HIS	2.6
27	BD	172	ILE	2.6
1	AA	10	A	2.6
1	AA	18	C	2.6
27	BD	81	GLU	2.6
10	AG	63	LYS	2.6
1	AA	11	G	2.6
3	AW	30	G	2.6
36	BQ	41	THR	2.6
1	AA	1382	C	2.6
28	BE	181	VAL	2.6
26	BA	974	G	2.6

*Continued on next page...*



*Continued from previous page...*

Mol	Chain	Res	Type	RSRZ
24	AU	14	TRP	2.6
28	BE	201	VAL	2.6
14	AK	88	GLY	2.6
46	B2	9	ARG	2.6
6	AC	94	LEU	2.6
12	AI	105	ASP	2.6
14	AK	75	TYR	2.6
15	AL	8	ASN	2.6
26	BA	113	G	2.6
26	BA	2212	A	2.6
28	BE	72	VAL	2.6
30	BG	154	LYS	2.6
11	AH	20	TYR	2.6
17	AN	34	TYR	2.6
19	AP	23	ASP	2.6
26	BA	1020	A	2.6
26	BA	1198	U	2.6
28	BE	271	ILE	2.6
26	BA	532	A	2.5
26	BA	564	C	2.6
26	BA	2621	A	2.5
8	AE	129	ILE	2.5
27	BD	75	GLY	2.5
15	AL	67	THR	2.5
35	BP	63	THR	2.5
32	BI	28	ASN	2.5
34	BO	61	VAL	2.5
11	AH	133	LEU	2.5
32	BI	120	ALA	2.5
33	BN	69	TYR	2.5
26	BA	1086	A	2.5
20	AQ	88	TYR	2.5
2	AV	63	C	2.5
26	BA	466	A	2.5
26	BA	2238	G	2.5
46	B2	11	MET	2.5
49	B4	63	PHE	2.5
12	AI	32	ASP	2.5
48	B0	19	LYS	2.5
12	AI	113	LYS	2.5
35	BP	145	LEU	2.5
27	BD	127	ASN	2.5

*Continued on next page...*



*Continued from previous page...*

Mol	Chain	Res	Type	RSRZ
7	AD	125	HIS	2.5
34	BO	98	ILE	2.5
32	BI	123	ALA	2.5
42	BZ	103	ARG	2.5
19	AP	51	VAL	2.5
28	BE	293	TYR	2.5
1	AA	974	A	2.5
35	BP	106	VAL	2.5
1	AA	89	C	2.5
41	BY	4	PRO	2.5
3	AW	38	A	2.5
12	AI	44	VAL	2.5
26	BA	1033	U	2.5
49	B4	32	HIS	2.5
53	B8	49	VAL	2.5
7	AD	127	THR	2.5
10	AG	137	LYS	2.5
16	AM	41	PRO	2.5
28	BE	186	GLU	2.5
40	BX	5	ILE	2.5
27	BD	126	GLY	2.5
27	BD	64	ILE	2.5
19	AP	54	GLU	2.5
20	AQ	95	TYR	2.5
33	BN	51	GLU	2.5
34	BO	75	SER	2.5
1	AA	1080	A	2.5
26	BA	2820	A	2.5
11	AH	95	VAL	2.5
26	BA	1765	C	2.5
1	AA	610	G	2.5
26	BA	715	G	2.5
10	AG	90	GLU	2.5
49	B4	53	GLU	2.5
1	AA	733	A	2.5
8	AE	94	ALA	2.5
26	BA	837	C	2.4
27	BD	104	ILE	2.4
34	BO	122	ILE	2.4
49	B4	14	ILE	2.4
15	AL	62	SER	2.4
1	AA	1395	C	2.4

*Continued on next page...*



*Continued from previous page...*

Mol	Chain	Res	Type	RSRZ
22	AS	27	GLU	2.4
38	BT	22	VAL	2.4
53	B8	47	GLY	2.4
15	AL	85	ILE	2.4
26	BA	836	G	2.4
33	BN	138	THR	2.4
26	BA	2453	A	2.4
11	AH	104	ARG	2.4
48	B0	17	ASN	2.4
7	AD	100	ARG	2.4
1	AA	1245	A	2.4
26	BA	2590	A	2.4
32	BI	18	ILE	2.4
10	AG	112	PRO	2.4
6	AC	191	THR	2.4
28	BE	221	LYS	2.4
33	BN	17	CYS	2.4
34	BO	9	LYS	2.4
7	AD	106	TYR	2.4
1	AA	828	A	2.4
1	AA	1534	A	2.4
26	BA	1203	G	2.4
26	BA	1763	G	2.4
28	BE	249	THR	2.4
12	AI	109	VAL	2.4
49	B4	70	GLY	2.4
2	AV	35	A	2.4
29	BF	91	PRO	2.4
10	AG	123	GLU	2.4
1	AA	22	G	2.4
1	AA	1424	C	2.4
2	AV	19	G	2.4
10	AG	130	GLY	2.4
8	AE	98	THR	2.4
53	B8	63	PRO	2.4
12	AI	106	ALA	2.4
17	AN	60	SER	2.4
19	AP	32	TYR	2.4
1	AA	917	G	2.4
6	AC	141	VAL	2.4
24	AU	5	ASP	2.4
26	BA	1679	U	2.4

*Continued on next page...*



*Continued from previous page...*

<b>Mol</b>	<b>Chain</b>	<b>Res</b>	<b>Type</b>	<b>RSRZ</b>
1	AA	1059	C	2.4
26	BA	2063	C	2.4
27	BD	83	ASP	2.4
10	AG	118	VAL	2.4
34	BO	36	GLY	2.4
22	AS	40	ILE	2.4
31	BH	154	GLU	2.4
22	AS	32	LYS	2.4
26	BA	2043	C	2.4
36	BQ	9	SER	2.4
5	AB	182	ILE	2.4
6	AC	113	ALA	2.4
10	AG	59	LEU	2.4
26	BA	1083	U	2.4
1	AA	27	G	2.4
6	AC	154	SER	2.4
5	AB	161	ALA	2.4
22	AS	47	HIS	2.4
23	AT	71	THR	2.4
33	BN	47	THR	2.4
36	BQ	43	PRO	2.4
1	AA	81	U	2.4
26	BA	2050	C	2.4
36	BQ	88	PHE	2.4
35	BP	78	ALA	2.4
36	BQ	89	PRO	2.4
8	AE	88	LYS	2.3
1	AA	1297	C	2.3
11	AH	82	HIS	2.3
26	BA	64	A	2.3
26	BA	965	C	2.3
31	BH	59	HIS	2.3
45	BV	56	VAL	2.3
5	AB	160	ASP	2.3
49	B4	34	ASP	2.3
9	AF	8	ILE	2.3
26	BA	190	A	2.3
39	BW	73	ALA	2.3
28	BE	110	ARG	2.3
28	BE	222	ARG	2.3
11	AH	53	VAL	2.3
26	BA	897	C	2.3

*Continued on next page...*



*Continued from previous page...*

Mol	Chain	Res	Type	RSRZ
20	AQ	73	VAL	2.3
20	AQ	10	VAL	2.3
43	BR	48	VAL	2.3
26	BA	673	C	2.3
26	BA	2807	G	2.3
32	BI	34	GLY	2.3
1	AA	246	A	2.3
28	BE	188	ALA	2.3
28	BE	261	ARG	2.3
36	BQ	18	GLU	2.3
48	B0	59	LEU	2.3
31	BH	155	PRO	2.3
1	AA	1475	G	2.3
47	B3	56	VAL	2.3
53	B8	53	ALA	2.3
4	AX	119	U	2.3
18	AO	34	LEU	2.3
1	AA	240	C	2.3
32	BI	147	GLU	2.3
1	AA	567	G	2.3
1	AA	1064	G	2.3
32	BI	79	ILE	2.3
6	AC	47	LEU	2.3
43	BR	44	LEU	2.3
7	AD	177	ASP	2.3
14	AK	12	ARG	2.3
16	AM	114	ARG	2.3
27	BD	73	ILE	2.3
5	AB	57	PHE	2.3
19	AP	62	VAL	2.3
45	BV	21	ARG	2.3
44	BU	44	THR	2.3
10	AG	66	VAL	2.3
6	AC	54	ARG	2.3
23	AT	25	ARG	2.3
49	B4	56	VAL	2.3
7	AD	126	ILE	2.3
54	B9	28	SER	2.3
36	BQ	103	ALA	2.3
11	AH	79	VAL	2.3
28	BE	259	HIS	2.3
5	AB	77	ALA	2.3

*Continued on next page...*



*Continued from previous page...*

<b>Mol</b>	<b>Chain</b>	<b>Res</b>	<b>Type</b>	<b>RSRZ</b>
26	BA	508	G	2.3
26	BA	2061	G	2.3
1	AA	560	U	2.3
11	AH	131	GLY	2.3
26	BA	589	C	2.3
35	BP	124	ASP	2.3
40	BX	65	VAL	2.3
45	BV	11	GLN	2.3
34	BO	16	ALA	2.3
36	BQ	126	VAL	2.3
10	AG	103	TRP	2.3
26	BA	1566	A	2.2
43	BR	118	GLU	2.2
1	AA	506	G	2.2
19	AP	55	ARG	2.2
10	AG	104	LEU	2.2
7	AD	75	PHE	2.2
14	AK	14	VAL	2.2
27	BD	69	ASP	2.2
27	BD	114	GLU	2.2
28	BE	39	GLN	2.2
28	BE	250	VAL	2.2
10	AG	148	ASN	2.2
27	BD	134	ILE	2.2
36	BQ	94	ARG	2.2
3	AW	32	C	2.2
30	BG	57	THR	2.2
6	AC	51	GLY	2.2
1	AA	919	A	2.2
26	BA	2266	A	2.2
26	BA	1076	C	2.2
26	BA	2601	C	2.2
36	BQ	108	SER	2.2
7	AD	144	ASP	2.2
1	AA	884	U	2.2
7	AD	158	ILE	2.2
16	AM	95	GLY	2.2
27	BD	212	HIS	2.2
34	BO	38	VAL	2.2
38	BT	38	ASN	2.2
45	BV	14	VAL	2.2
5	AB	152	PHE	2.2

*Continued on next page...*



*Continued from previous page...*

<b>Mol</b>	<b>Chain</b>	<b>Res</b>	<b>Type</b>	<b>RSRZ</b>
10	AG	17	VAL	2.2
22	AS	50	ALA	2.2
31	BH	105	SER	2.2
32	BI	121	ILE	2.2
39	BW	103	ILE	2.2
7	AD	131	ARG	2.2
14	AK	122	LYS	2.2
26	BA	2797	U	2.2
28	BE	257	GLY	2.2
2	AV	44	A	2.2
5	AB	76	GLN	2.2
26	BA	2742	C	2.2
36	BQ	11	LYS	2.2
39	BW	2	GLU	2.2
46	B2	12	THR	2.2
8	AE	14	ARG	2.2
27	BD	103	ILE	2.2
44	BU	4	ALA	2.2
26	BA	960	A	2.2
17	AN	39	LEU	2.2
11	AH	13	ILE	2.2
11	AH	24	THR	2.2
28	BE	173	ARG	2.2
35	BP	59	GLU	2.2
48	B0	6	GLY	2.2
7	AD	66	ARG	2.2
26	BA	2228	G	2.2
45	BV	67	LYS	2.2
33	BN	52	GLN	2.2
42	BZ	105	GLN	2.2
26	BA	1078	U	2.2
26	BA	2016	U	2.2
45	BV	17	GLY	2.2
47	B3	53	LEU	2.2
1	AA	631	G	2.2
1	AA	1423	G	2.2
2	AV	37	G	2.2
6	AC	182	ILE	2.2
8	AE	10	MET	2.2
26	BA	1440	G	2.2
44	BU	56	ASP	2.2
1	AA	1396	A	2.2

*Continued on next page...*



*Continued from previous page...*

Mol	Chain	Res	Type	RSRZ
33	BN	57	TYR	2.2
20	AQ	40	LYS	2.2
29	BF	49	ASP	2.2
27	BD	116	MET	2.2
34	BO	39	VAL	2.2
1	AA	523	A	2.2
1	AA	930	C	2.2
44	BU	35	ALA	2.2
48	B0	20	TYR	2.2
8	AE	97	GLY	2.2
51	B6	6	PRO	2.2
23	AT	19	SER	2.2
32	BI	32	LYS	2.2
1	AA	295	C	2.2
1	AA	1342	C	2.2
8	AE	54	ALA	2.2
11	AH	39	LEU	2.2
26	BA	2790	A	2.2
32	BI	6	LEU	2.2
7	AD	132	ARG	2.2
22	AS	42	PRO	2.2
26	BA	2068	U	2.2
32	BI	17	GLU	2.2
42	BZ	66	VAL	2.2
20	AQ	53	LEU	2.2
1	AA	1190	G	2.2
16	AM	31	LYS	2.1
35	BP	113	GLN	2.1
1	AA	23	C	2.1
26	BA	995	C	2.1
22	AS	33	THR	2.1
26	BA	2679	A	2.1
33	BN	56	LYS	2.1
15	AL	15	ARG	2.1
1	AA	871	U	2.1
26	BA	202	U	2.1
1	AA	1228	C	2.1
5	AB	69	LEU	2.1
5	AB	93	VAL	2.1
8	AE	69	VAL	2.1
25	BB	91	C	2.1
26	BA	1625	C	2.1

*Continued on next page...*



*Continued from previous page...*

Mol	Chain	Res	Type	RSRZ
26	BA	2683	C	2.1
1	AA	532	A	2.1
8	AE	15	ARG	2.1
6	AC	68	VAL	2.1
20	AQ	21	VAL	2.1
26	BA	2588	G	2.1
24	AU	10	ARG	2.1
26	BA	65	C	2.1
26	BA	1354	A	2.1
36	BQ	120	HIS	2.1
26	BA	2387	U	2.1
31	BH	112	VAL	2.1
54	B9	13	ASN	2.1
3	AW	47	U	2.1
10	AG	149	ARG	2.1
36	BQ	12	PRO	2.1
36	BQ	28	ILE	2.1
12	AI	37	PHE	2.1
45	BV	27	GLY	2.1
1	AA	1062	U	2.1
7	AD	191	ARG	2.1
8	AE	49	PRO	2.1
10	AG	127	ALA	2.1
20	AQ	90	ILE	2.1
33	BN	73	LYS	2.1
40	BX	28	VAL	2.1
1	AA	108	G	2.1
1	AA	693	G	2.1
1	AA	912	C	2.1
1	AA	1296	C	2.1
8	AE	11	ILE	2.1
8	AE	12	LEU	2.1
31	BH	163	TYR	2.1
12	AI	119	ALA	2.1
27	BD	191	VAL	2.1
54	B9	8	LYS	2.1
27	BD	82	TYR	2.1
41	BY	84	GLY	2.1
40	BX	14	ALA	2.1
26	BA	952	G	2.1
26	BA	2501	C	2.1
26	BA	2894	G	2.1

*Continued on next page...*



*Continued from previous page...*

Mol	Chain	Res	Type	RSRZ
6	AC	55	VAL	2.1
14	AK	91	ARG	2.1
27	BD	140	VAL	2.1
1	AA	84	U	2.1
1	AA	315	A	2.1
12	AI	114	TYR	2.1
26	BA	676	A	2.1
28	BE	174	LEU	2.1
20	AQ	9	VAL	2.1
1	AA	953	G	2.1
26	BA	929	G	2.1
26	BA	2021	C	2.1
6	AC	20	SER	2.1
18	AO	87	ILE	2.1
11	AH	118	VAL	2.1
11	AH	105	ARG	2.1
36	BQ	30	GLN	2.1
53	B8	13	ARG	2.1
28	BE	45	LYS	2.1
35	BP	64	ILE	2.1
8	AE	95	ALA	2.1
26	BA	590	A	2.1
10	AG	61	VAL	2.1
26	BA	2586	C	2.1
28	BE	78	MET	2.1
27	BD	72	GLY	2.1
27	BD	166	LYS	2.1
6	AC	58	GLU	2.1
32	BI	16	GLY	2.1
11	AH	107	LEU	2.1
1	AA	243	A	2.1
24	AU	8	THR	2.1
43	BR	114	VAL	2.1
6	AC	146	ALA	2.1
33	BN	99	GLU	2.1
55	BK	91	GLU	2.1
24	AU	13	ILE	2.1
19	AP	61	SER	2.1
33	BN	78	ILE	2.1
16	AM	117	VAL	2.1
28	BE	308	VAL	2.1
5	AB	68	ILE	2.1

*Continued on next page...*



*Continued from previous page...*

Mol	Chain	Res	Type	RSRZ
16	AM	118	ALA	2.1
27	BD	121	ALA	2.1
27	BD	193	GLU	2.1
53	B8	16	ILE	2.1
11	AH	44	PHE	2.0
12	AI	43	ALA	2.0
26	BA	1301	A	2.0
26	BA	2035	G	2.0
11	AH	93	VAL	2.0
32	BI	119	ASP	2.0
36	BQ	93	ILE	2.0
44	BU	97	ASP	2.0
1	AA	292	G	2.0
26	BA	1252	G	2.0
28	BE	307	LEU	2.0
26	BA	964	C	2.0
47	B3	27	GLY	2.0
45	BV	79	GLN	2.0
7	AD	178	VAL	2.0
26	BA	448	U	2.0
1	AA	609	A	2.0
1	AA	41	G	2.0
1	AA	760	G	2.0
26	BA	956	G	2.0
1	AA	241	C	2.0
8	AE	128	PRO	2.0
26	BA	930	U	2.0
26	BA	2682	U	2.0
5	AB	162	ILE	2.0
14	AK	98	LEU	2.0
28	BE	298	GLY	2.0
1	AA	322	C	2.0
1	AA	526	C	2.0
26	BA	1251	C	2.0
19	AP	63	GLY	2.0
7	AD	197	PRO	2.0
26	BA	2269	A	2.0
1	AA	1478	C	2.0
1	AA	29	G	2.0
1	AA	1532	U	2.0
45	BV	12	TYR	2.0



## 6.2 Non-standard residues in protein, DNA, RNA chains [i](#)

In the following table, the Atoms column lists the number of modelled atoms in the group and the number defined in the chemical component dictionary. LLDF column lists the quality of electron density of the group with respect to its neighbouring residues in protein, DNA or RNA chains. The B-factors column lists the minimum, median, 95<sup>th</sup> percentile and maximum values of B factors of atoms in the group. The column labelled 'Q< 0.9' lists the number of atoms with occupancy less than 0.9.

Mol	Type	Chain	Res	Atoms	RSCC	RSR	LLDF	B-factors(Å <sup>2</sup> )	Q<0.9
3	PSU	AW	39	20/21	0.58	0.44	-	399,399,399,399	0
3	YYG	AW	37	39/40	0.17	0.79	-	399,399,399,399	0
3	PSU	AW	55	20/21	0.94	0.09	-	400,400,400,400	0

## 6.3 Carbohydrates [i](#)

There are no carbohydrates in this entry.

## 6.4 Ligands [i](#)

There are no ligands in this entry.

## 6.5 Other polymers [i](#)

There are no such residues in this entry.