



Full wwPDB X-ray Structure Validation Report ⓘ

Feb 15, 2017 – 09:05 am GMT

PDB ID : 4V55
Title : Crystal structure of the bacterial ribosome from Escherichia coli in complex with gentamicin and ribosome recycling factor (RRF).
Authors : Borovinskaya, M.A.; Pai, R.D.; Zhang, W.; Schuwirth, B.-S.; Holton, J.M.; Hirokawa, G.; Kaji, H.; Kaji, A.; Cate, J.H.D.
Deposited on : 2007-06-17
Resolution : 4.00 Å(reported)

This is a Full wwPDB X-ray Structure Validation Report for a publicly released PDB entry.

We welcome your comments at validation@mail.wwpdb.org

A user guide is available at

<http://wwpdb.org/validation/2016/XrayValidationReportHelp>

with specific help available everywhere you see the ⓘ symbol.

The following versions of software and data (see [references ⓘ](#)) were used in the production of this report:

MolProbity	:	4.02b-467
Mogul	:	1.7.2 (RC1), CSD as538be (2017)
Xtriage (Phenix)	:	1.9-1692
EDS	:	trunk28620
Percentile statistics	:	20161228.v01 (using entries in the PDB archive December 28th 2016)
Refmac	:	5.8.0135
CCP4	:	6.5.0
Ideal geometry (proteins)	:	Engh & Huber (2001)
Ideal geometry (DNA, RNA)	:	Parkinson et al. (1996)
Validation Pipeline (wwPDB-VP)	:	recalc28972

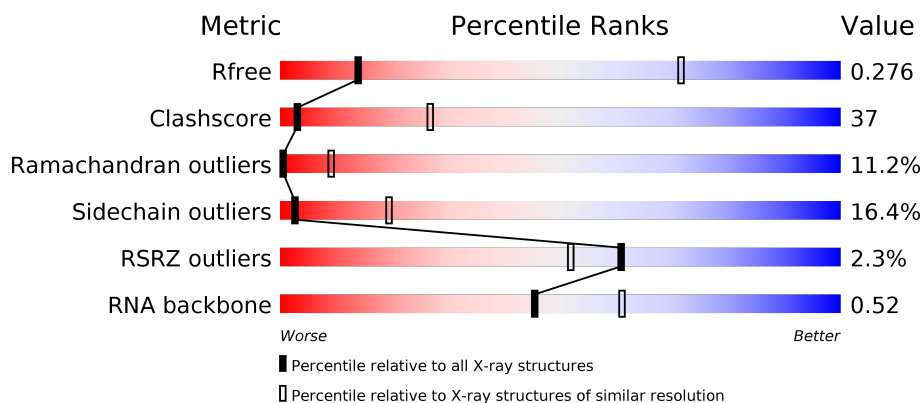
1 Overall quality at a glance

The following experimental techniques were used to determine the structure:

X-RAY DIFFRACTION

The reported resolution of this entry is 4.00 Å.

Percentile scores (ranging between 0-100) for global validation metrics of the entry are shown in the following graphic. The table shows the number of entries on which the scores are based.



Metric	Whole archive (#Entries)	Similar resolution (#Entries, resolution range(Å))
R_{free}	100719	1088 (4.40-3.60)
Clashscore	112137	1187 (4.40-3.60)
Ramachandran outliers	110173	1139 (4.40-3.60)
Sidechain outliers	110143	1126 (4.40-3.60)
RSRZ outliers	101464	1099 (4.40-3.60)
RNA backbone	2435	1026 (5.04-2.90)

The table below summarises the geometric issues observed across the polymeric chains and their fit to the electron density. The red, orange, yellow and green segments on the lower bar indicate the fraction of residues that contain outliers for ≥ 3 , 2, 1 and 0 types of geometric quality criteria. A grey segment represents the fraction of residues that are not modelled. The numeric value for each fraction is indicated below the corresponding segment, with a dot representing fractions $\leq 5\%$. The upper red bar (where present) indicates the fraction of residues that have poor fit to the electron density. The numeric value is given above the bar.

Mol	Chain	Length	Quality of chain
1	AA	1542	<div> <div></div> <div> <div>24%</div> <div>63%</div> <div>12%</div> <div>..</div> </div> </div>
1	CA	1542	<div> <div>22%</div> <div>65%</div> <div>12%</div> <div>..</div> </div>
2	AC	232	<div> <div></div> <div> <div>29%</div> <div>48%</div> <div>11%</div> <div>11%</div> </div> </div>
2	CC	232	<div> <div>28%</div> <div>49%</div> <div>12%</div> <div>11%</div> </div>

Continued on next page...

Continued from previous page...

Mol	Chain	Length	Quality of chain
3	AD	205	
3	CD	205	
4	AE	166	
4	CE	166	
5	AF	135	
5	CF	135	
6	AG	178	
6	CG	178	
7	AH	129	
7	CH	129	
8	AI	129	
8	CI	129	
9	AJ	103	
9	CJ	103	
10	AK	128	
10	CK	128	
11	AL	123	
11	CL	123	
12	AM	117	
12	CM	117	
13	AN	100	
13	CN	100	
14	AO	89	
14	CO	89	
15	AP	82	

Continued on next page...

Continued from previous page...

Mol	Chain	Length	Quality of chain
15	CP	82	
16	AQ	83	
16	CQ	83	
17	AR	74	
17	CR	74	
18	AS	91	
18	CS	91	
19	AT	86	
19	CT	86	
20	AB	240	
20	CB	240	
21	AU	70	
21	CU	70	
22	BA	120	
22	DA	120	
23	BB	2904	
23	DB	2904	
24	BI	141	
24	DI	141	
25	BC	272	
25	DC	272	
26	BD	209	
26	DD	209	
27	BK	123	
27	DK	123	

Continued on next page...

Continued from previous page...

Mol	Chain	Length	Quality of chain
28	BP	114	
28	DP	114	
29	BE	201	
29	DE	201	
30	BY	58	
30	DY	58	
31	B0	56	
31	D0	56	
32	B4	38	
32	D4	38	
33	B1	54	
33	D1	54	
34	B3	64	
34	D3	64	
35	BV	94	
35	DV	94	
36	B2	46	
36	D2	46	
37	BL	144	
37	DL	144	
38	BM	136	
38	DM	136	
39	BX	63	
39	DX	63	
40	BH	149	

Continued on next page...

Continued from previous page...

Mol	Chain	Length	Quality of chain
40	DH	149	
41	BJ	142	
41	DJ	142	
42	BN	127	
42	DN	127	
43	BO	117	
43	DO	117	
44	BQ	117	
44	DQ	117	
45	BS	110	
45	DS	110	
46	BU	103	
46	DU	103	
47	BF	178	
47	DF	178	
48	BG	176	
48	DG	176	
49	BR	103	
49	DR	103	
50	BT	100	
50	DT	100	
51	BZ	78	
51	DZ	78	
52	BW	84	
52	DW	84	

Continued on next page...

Continued from previous page...

Mol	Chain	Length	Quality of chain
53	B6	185	
53	D6	185	

The following table lists non-polymeric compounds, carbohydrate monomers and non-standard residues in protein, DNA, RNA chains that are outliers for geometric or electron-density-fit criteria:

Mol	Type	Chain	Res	Chirality	Geometry	Clashes	Electron density
54	MG	DB	3059	-	-	-	X
55	LLL	BB	3111	-	-	-	X
55	LLL	DB	3112	-	-	-	X

2 Entry composition

There are 57 unique types of molecules in this entry. The entry contains 287083 atoms, of which 0 are hydrogens and 0 are deuteriums.

In the tables below, the ZeroOcc column contains the number of atoms modelled with zero occupancy, the AltConf column contains the number of residues with at least one atom in alternate conformation and the Trace column contains the number of residues modelled with at most 2 atoms.

- Molecule 1 is a RNA chain called 16S rRNA.

Mol	Chain	Residues	Atoms					ZeroOcc	AltConf	Trace
1	AA	1530	Total	C	N	O	P	0	0	0
			32831	14642	6024	10635	1530			
1	CA	1530	Total	C	N	O	P	0	0	0
			32831	14642	6024	10635	1530			

- Molecule 2 is a protein called 30S ribosomal protein S3.

Mol	Chain	Residues	Atoms					ZeroOcc	AltConf	Trace
2	AC	206	Total	C	N	O	S	0	0	0
			1624	1028	305	288	3			
2	CC	206	Total	C	N	O	S	0	0	0
			1624	1028	305	288	3			

- Molecule 3 is a protein called 30S ribosomal protein S4.

Mol	Chain	Residues	Atoms					ZeroOcc	AltConf	Trace
3	AD	205	Total	C	N	O	S	0	0	0
			1643	1026	315	298	4			
3	CD	205	Total	C	N	O	S	0	0	0
			1643	1026	315	298	4			

- Molecule 4 is a protein called 30S ribosomal protein S5.

Mol	Chain	Residues	Atoms					ZeroOcc	AltConf	Trace
4	AE	150	Total	C	N	O	S	0	0	0
			1105	687	211	201	6			
4	CE	150	Total	C	N	O	S	0	0	0
			1105	687	211	201	6			

- Molecule 5 is a protein called 30S ribosomal protein S6.

Mol	Chain	Residues	Atoms					ZeroOcc	AltConf	Trace
5	AF	100	Total	C	N	O	S	0	0	0
			817	515	148	148	6			
5	CF	100	Total	C	N	O	S	0	0	0
			817	515	148	148	6			

- Molecule 6 is a protein called 30S ribosomal protein S7.

Mol	Chain	Residues	Atoms					ZeroOcc	AltConf	Trace
6	AG	150	Total	C	N	O	S	0	0	0
			1174	730	226	214	4			
6	CG	152	Total	C	N	O	S	0	0	0
			1196	745	230	217	4			

- Molecule 7 is a protein called 30S ribosomal protein S8.

Mol	Chain	Residues	Atoms					ZeroOcc	AltConf	Trace
7	AH	129	Total	C	N	O	S	0	0	0
			979	616	173	184	6			
7	CH	129	Total	C	N	O	S	0	0	0
			979	616	173	184	6			

- Molecule 8 is a protein called 30S ribosomal protein S9.

Mol	Chain	Residues	Atoms					ZeroOcc	AltConf	Trace
8	AI	127	Total	C	N	O	S	0	0	0
			1022	634	206	179	3			
8	CI	127	Total	C	N	O	S	0	0	0
			1021	634	206	178	3			

- Molecule 9 is a protein called 30S ribosomal protein S10.

Mol	Chain	Residues	Atoms					ZeroOcc	AltConf	Trace
9	AJ	98	Total	C	N	O	S	0	0	0
			786	493	150	142	1			
9	CJ	98	Total	C	N	O	S	0	0	0
			786	493	150	142	1			

- Molecule 10 is a protein called 30S ribosomal protein S11.

Mol	Chain	Residues	Atoms					ZeroOcc	AltConf	Trace
10	AK	117	Total	C	N	O	S	0	0	0
			877	540	174	160	3			

Continued on next page...

Continued from previous page...

Mol	Chain	Residues	Atoms					ZeroOcc	AltConf	Trace
10	CK	117	Total	C	N	O	S	0	0	0
			877	540	174	160	3			

- Molecule 11 is a protein called 30S ribosomal protein S12.

Mol	Chain	Residues	Atoms					ZeroOcc	AltConf	Trace
11	AL	123	Total	C	N	O	S	0	0	0
			955	590	196	165	4			
11	CL	123	Total	C	N	O	S	0	0	0
			955	590	196	165	4			

- Molecule 12 is a protein called 30S ribosomal protein S13.

Mol	Chain	Residues	Atoms					ZeroOcc	AltConf	Trace
12	AM	114	Total	C	N	O	S	0	0	0
			883	546	178	156	3			
12	CM	113	Total	C	N	O	S	0	0	0
			876	541	177	155	3			

- Molecule 13 is a protein called 30S ribosomal protein S14.

Mol	Chain	Residues	Atoms					ZeroOcc	AltConf	Trace
13	AN	96	Total	C	N	O	S	0	0	0
			774	483	160	128	3			
13	CN	96	Total	C	N	O	S	0	0	0
			774	483	160	128	3			

- Molecule 14 is a protein called 30S ribosomal protein S15.

Mol	Chain	Residues	Atoms					ZeroOcc	AltConf	Trace
14	AO	88	Total	C	N	O	S	0	0	0
			714	439	144	130	1			
14	CO	88	Total	C	N	O	S	0	0	0
			714	439	144	130	1			

- Molecule 15 is a protein called 30S ribosomal protein S16.

Mol	Chain	Residues	Atoms					ZeroOcc	AltConf	Trace
15	AP	82	Total	C	N	O	S	0	0	0
			649	406	128	114	1			
15	CP	80	Total	C	N	O	S	0	0	0
			638	400	126	111	1			

- Molecule 16 is a protein called 30S ribosomal protein S17.

Mol	Chain	Residues	Atoms					ZeroOcc	AltConf	Trace
16	AQ	80	Total	C	N	O	S	0	0	0
			648	411	121	113	3			
16	CQ	81	Total	C	N	O	S	0	0	0
			657	417	122	115	3			

- Molecule 17 is a protein called 30S ribosomal protein S18.

Mol	Chain	Residues	Atoms				ZeroOcc	AltConf	Trace
17	AR	55	Total	C	N	O	0	0	0
			455	288	86	81			
17	CR	55	Total	C	N	O	0	0	0
			455	288	86	81			

- Molecule 18 is a protein called 30S ribosomal protein S19.

Mol	Chain	Residues	Atoms					ZeroOcc	AltConf	Trace
18	AS	79	Total	C	N	O	S	0	0	0
			637	408	120	107	2			
18	CS	80	Total	C	N	O	S	0	0	0
			644	413	121	108	2			

- Molecule 19 is a protein called 30S ribosomal protein S20.

Mol	Chain	Residues	Atoms					ZeroOcc	AltConf	Trace
19	AT	85	Total	C	N	O	S	0	0	0
			665	411	137	114	3			
19	CT	85	Total	C	N	O	S	0	0	0
			665	411	137	114	3			

- Molecule 20 is a protein called 30S ribosomal protein S2.

Mol	Chain	Residues	Atoms					ZeroOcc	AltConf	Trace
20	AB	218	Total	C	N	O	S	0	0	0
			1704	1081	305	311	7			
20	CB	218	Total	C	N	O	S	0	0	0
			1704	1081	305	311	7			

- Molecule 21 is a protein called 30S ribosomal protein S21.

Mol	Chain	Residues	Atoms					ZeroOcc	AltConf	Trace
21	AU	51	Total	C	N	O	S	0	0	0
			425	265	86	73	1			
21	CU	51	Total	C	N	O	S	0	0	0
			425	265	86	73	1			

- Molecule 22 is a RNA chain called 5S rRNA.

Mol	Chain	Residues	Atoms					ZeroOcc	AltConf	Trace
22	BA	117	Total	C	N	O	P	0	0	0
			2507	1116	459	815	117			
22	DA	117	Total	C	N	O	P	0	0	0
			2507	1116	459	815	117			

- Molecule 23 is a RNA chain called 23S rRNA.

Mol	Chain	Residues	Atoms					ZeroOcc	AltConf	Trace
23	BB	2841	Total	C	N	O	P	0	0	0
			60995	27210	11229	19715	2841			
23	DB	2841	Total	C	N	O	P	0	0	0
			60995	27210	11229	19715	2841			

- Molecule 24 is a protein called 50S ribosomal protein L11.

Mol	Chain	Residues	Atoms					ZeroOcc	AltConf	Trace
24	BI	141	Total	C	N	O	S	0	0	0
			1032	651	179	196	6			
24	DI	141	Total	C	N	O	S	0	0	0
			1032	651	179	196	6			

- Molecule 25 is a protein called 50S ribosomal protein L2.

Mol	Chain	Residues	Atoms					ZeroOcc	AltConf	Trace
25	BC	271	Total	C	N	O	S	0	0	0
			2082	1288	423	364	7			
25	DC	271	Total	C	N	O	S	0	0	0
			2082	1288	423	364	7			

- Molecule 26 is a protein called 50S ribosomal protein L3.

Mol	Chain	Residues	Atoms					ZeroOcc	AltConf	Trace
26	BD	209	Total	C	N	O	S	0	0	0
			1565	979	288	294	4			

Continued on next page...

Continued from previous page...

Mol	Chain	Residues	Atoms					ZeroOcc	AltConf	Trace
26	DD	209	Total	C	N	O	S	0	0	0
			1565	979	288	294	4			

- Molecule 27 is a protein called 50S ribosomal protein L14.

Mol	Chain	Residues	Atoms					ZeroOcc	AltConf	Trace
27	BK	121	Total	C	N	O	S	0	0	0
			930	582	179	164	5			
27	DK	121	Total	C	N	O	S	0	0	0
			930	582	179	164	5			

- Molecule 28 is a protein called 50S ribosomal protein L19.

Mol	Chain	Residues	Atoms					ZeroOcc	AltConf	Trace
28	BP	114	Total	C	N	O	S	0	0	0
			917	574	179	163	1			
28	DP	114	Total	C	N	O	S	0	0	0
			917	574	179	163	1			

- Molecule 29 is a protein called 50S ribosomal protein L4.

Mol	Chain	Residues	Atoms					ZeroOcc	AltConf	Trace
29	BE	201	Total	C	N	O	S	0	0	0
			1552	974	283	290	5			
29	DE	201	Total	C	N	O	S	0	0	0
			1552	974	283	290	5			

- Molecule 30 is a protein called 50S ribosomal protein L30.

Mol	Chain	Residues	Atoms					ZeroOcc	AltConf	Trace
30	BY	58	Total	C	N	O	S	0	0	0
			449	281	87	79	2			
30	DY	58	Total	C	N	O	S	0	0	0
			449	281	87	79	2			

- Molecule 31 is a protein called 50S ribosomal protein L32.

Mol	Chain	Residues	Atoms					ZeroOcc	AltConf	Trace
31	B0	56	Total	C	N	O	S	0	0	0
			444	269	94	80	1			
31	D0	56	Total	C	N	O	S	0	0	0
			444	269	94	80	1			

- Molecule 32 is a protein called 50S ribosomal protein L36.

Mol	Chain	Residues	Atoms					ZeroOcc	AltConf	Trace
32	B4	38	Total	C	N	O	S	0	0	0
			302	185	65	48	4			
32	D4	38	Total	C	N	O	S	0	0	0
			302	185	65	48	4			

- Molecule 33 is a protein called 50S ribosomal protein L33.

Mol	Chain	Residues	Atoms				ZeroOcc	AltConf	Trace
33	B1	50	Total	C	N	O	0	0	0
			409	263	75	71			
33	D1	50	Total	C	N	O	0	0	0
			409	263	75	71			

- Molecule 34 is a protein called 50S ribosomal protein L35.

Mol	Chain	Residues	Atoms					ZeroOcc	AltConf	Trace
34	B3	64	Total	C	N	O	S	0	0	0
			504	323	105	74	2			
34	D3	64	Total	C	N	O	S	0	0	0
			504	323	105	74	2			

- Molecule 35 is a protein called 50S ribosomal protein L25.

Mol	Chain	Residues	Atoms					ZeroOcc	AltConf	Trace
35	BV	94	Total	C	N	O	S	0	0	0
			753	479	137	134	3			
35	DV	94	Total	C	N	O	S	0	0	0
			753	479	137	134	3			

- Molecule 36 is a protein called 50S ribosomal protein L34.

Mol	Chain	Residues	Atoms					ZeroOcc	AltConf	Trace
36	B2	46	Total	C	N	O	S	0	0	0
			377	228	90	57	2			
36	D2	46	Total	C	N	O	S	0	0	0
			377	228	90	57	2			

- Molecule 37 is a protein called 50S ribosomal protein L15.

Mol	Chain	Residues	Atoms					ZeroOcc	AltConf	Trace
37	BL	143	Total	C	N	O	S	0	0	0
			1045	649	206	189	1			
37	DL	143	Total	C	N	O	S	0	0	0
			1045	649	206	189	1			

- Molecule 38 is a protein called 50S ribosomal protein L16.

Mol	Chain	Residues	Atoms					ZeroOcc	AltConf	Trace
38	BM	136	Total	C	N	O	S	0	0	0
			1074	686	205	177	6			
38	DM	136	Total	C	N	O	S	0	0	0
			1074	686	205	177	6			

- Molecule 39 is a protein called 50S ribosomal protein L29.

Mol	Chain	Residues	Atoms					ZeroOcc	AltConf	Trace
39	BX	63	Total	C	N	O	S	0	0	0
			509	313	99	95	2			
39	DX	63	Total	C	N	O	S	0	0	0
			509	313	99	95	2			

- Molecule 40 is a protein called 50S ribosomal protein L9.

Mol	Chain	Residues	Atoms					ZeroOcc	AltConf	Trace
40	BH	149	Total	C	N	O	S	0	0	0
			1111	699	197	214	1			
40	DH	149	Total	C	N	O	S	0	0	0
			1111	699	197	214	1			

- Molecule 41 is a protein called 50S ribosomal protein L13.

Mol	Chain	Residues	Atoms					ZeroOcc	AltConf	Trace
41	BJ	142	Total	C	N	O	S	0	0	0
			1129	714	212	199	4			
41	DJ	142	Total	C	N	O	S	0	0	0
			1129	714	212	199	4			

- Molecule 42 is a protein called 50S ribosomal protein L17.

Mol	Chain	Residues	Atoms					ZeroOcc	AltConf	Trace
42	BN	120	Total	C	N	O	S	0	0	0
			960	593	196	166	5			

Continued on next page...

Continued from previous page...

Mol	Chain	Residues	Atoms					ZeroOcc	AltConf	Trace
42	DN	120	Total	C	N	O	S	0	0	0
			960	593	196	166	5			

- Molecule 43 is a protein called 50S ribosomal protein L18.

Mol	Chain	Residues	Atoms					ZeroOcc	AltConf	Trace
43	BO	116	Total	C	N	O		0	0	0
			892	552	178	162				
43	DO	116	Total	C	N	O		0	0	0
			892	552	178	162				

- Molecule 44 is a protein called 50S ribosomal protein L20.

Mol	Chain	Residues	Atoms					ZeroOcc	AltConf	Trace
44	BQ	117	Total	C	N	O		0	0	0
			947	604	192	151				
44	DQ	117	Total	C	N	O		0	0	0
			947	604	192	151				

- Molecule 45 is a protein called 50S ribosomal protein L22.

Mol	Chain	Residues	Atoms					ZeroOcc	AltConf	Trace
45	BS	110	Total	C	N	O	S	0	0	0
			857	532	166	156	3			
45	DS	110	Total	C	N	O	S	0	0	0
			857	532	166	156	3			

- Molecule 46 is a protein called 50S ribosomal protein L24.

Mol	Chain	Residues	Atoms					ZeroOcc	AltConf	Trace
46	BU	102	Total	C	N	O		0	0	0
			779	492	146	141				
46	DU	102	Total	C	N	O		0	0	0
			779	492	146	141				

- Molecule 47 is a protein called 50S ribosomal protein L5.

Mol	Chain	Residues	Atoms					ZeroOcc	AltConf	Trace
47	BF	178	Total	C	N	O	S	0	0	0
			1420	905	251	258	6			
47	DF	178	Total	C	N	O	S	0	0	0
			1420	905	251	258	6			

- Molecule 48 is a protein called 50S ribosomal protein L6.

Mol	Chain	Residues	Atoms					ZeroOcc	AltConf	Trace
48	BG	176	Total	C	N	O	S	0	0	0
			1323	832	243	246	2			
48	DG	176	Total	C	N	O	S	0	0	0
			1323	832	243	246	2			

- Molecule 49 is a protein called 50S ribosomal protein L21.

Mol	Chain	Residues	Atoms					ZeroOcc	AltConf	Trace
49	BR	103	Total	C	N	O	S	0	0	0
			816	516	153	145	2			
49	DR	103	Total	C	N	O	S	0	0	0
			816	516	153	145	2			

- Molecule 50 is a protein called 50S ribosomal protein L23.

Mol	Chain	Residues	Atoms					ZeroOcc	AltConf	Trace
50	BT	93	Total	C	N	O	S	0	0	0
			738	466	139	131	2			
50	DT	93	Total	C	N	O	S	0	0	0
			738	466	139	131	2			

- Molecule 51 is a protein called 50S ribosomal protein L28.

Mol	Chain	Residues	Atoms					ZeroOcc	AltConf	Trace
51	BZ	77	Total	C	N	O	S	0	0	0
			625	388	129	106	2			
51	DZ	77	Total	C	N	O	S	0	0	0
			625	388	129	106	2			

- Molecule 52 is a protein called 50S ribosomal protein L27.

Mol	Chain	Residues	Atoms					ZeroOcc	AltConf	Trace
52	BW	79	Total	C	N	O	S	0	0	0
			596	367	120	108	1			
52	DW	79	Total	C	N	O	S	0	0	0
			596	367	120	108	1			

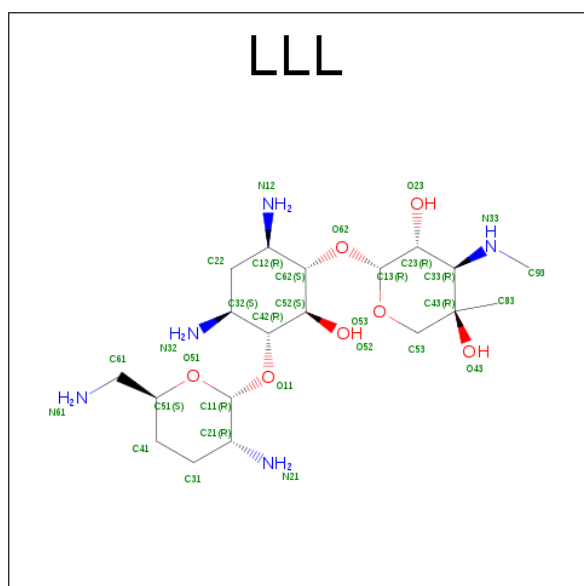
- Molecule 53 is a protein called 50S ribosomal protein RRF.

Mol	Chain	Residues	Atoms					ZeroOcc	AltConf	Trace
53	B6	185	Total	C	N	O	S	0	0	0
			1478	924	270	282	2			
53	D6	185	Total	C	N	O	S	0	0	0
			1478	924	270	282	2			

- Molecule 54 is MAGNESIUM ION (three-letter code: MG) (formula: Mg).

Mol	Chain	Residues	Atoms		ZeroOcc	AltConf
54	DB	111	Total	Mg	0	0
			111	111		
54	BB	110	Total	Mg	0	0
			110	110		
54	AA	60	Total	Mg	0	0
			60	60		
54	CA	61	Total	Mg	0	0
			61	61		
54	CE	1	Total	Mg	0	0
			1	1		

- Molecule 55 is (2R,3R,4R,5R)-2-((1S,2S,3R,4S,6R)-4,6-DIAMINO-3-((2R,3R,6S)-3-AMINO-6-(AMINOMETHYL)-TETRAHYDRO-2H-PYRAN-2-YLOXY)-2-HYDROXYCYCLOHEXYLOXY)-5-METHYL-4-(METHYLAMINO)-TETRAHYDRO-2H-PYRAN-3,5-DIOL (three-letter code: LLL) (formula: C₁₉H₃₉N₅O₇).



Mol	Chain	Residues	Atoms				ZeroOcc	AltConf
55	AA	1	Total	C	N	O	0	0
			31	19	5	7		

Continued on next page...

Continued from previous page...

Mol	Chain	Residues	Atoms				ZeroOcc	AltConf
55	BB	1	Total	C	N	O	0	0
			31	19	5	7		
55	CA	1	Total	C	N	O	0	0
			31	19	5	7		
55	DB	1	Total	C	N	O	0	0
			31	19	5	7		

- Molecule 56 is ZINC ION (three-letter code: ZN) (formula: Zn).

Mol	Chain	Residues	Atoms		ZeroOcc	AltConf
56	B4	1	Total	Zn	0	0
			1	1		
56	D4	1	Total	Zn	0	0
			1	1		

- Molecule 57 is water.

Mol	Chain	Residues	Atoms		ZeroOcc	AltConf
57	AA	287	Total	O	0	0
			287	287		
57	AE	3	Total	O	0	0
			3	3		
57	AK	1	Total	O	0	0
			1	1		
57	AL	3	Total	O	0	0
			3	3		
57	AN	4	Total	O	0	0
			4	4		
57	AT	2	Total	O	0	0
			2	2		
57	BB	492	Total	O	0	0
			492	492		
57	BC	6	Total	O	0	0
			6	6		
57	BD	1	Total	O	0	0
			1	1		
57	BE	3	Total	O	0	0
			3	3		
57	BL	3	Total	O	0	0
			3	3		
57	BT	1	Total	O	0	0
			1	1		

Continued on next page...

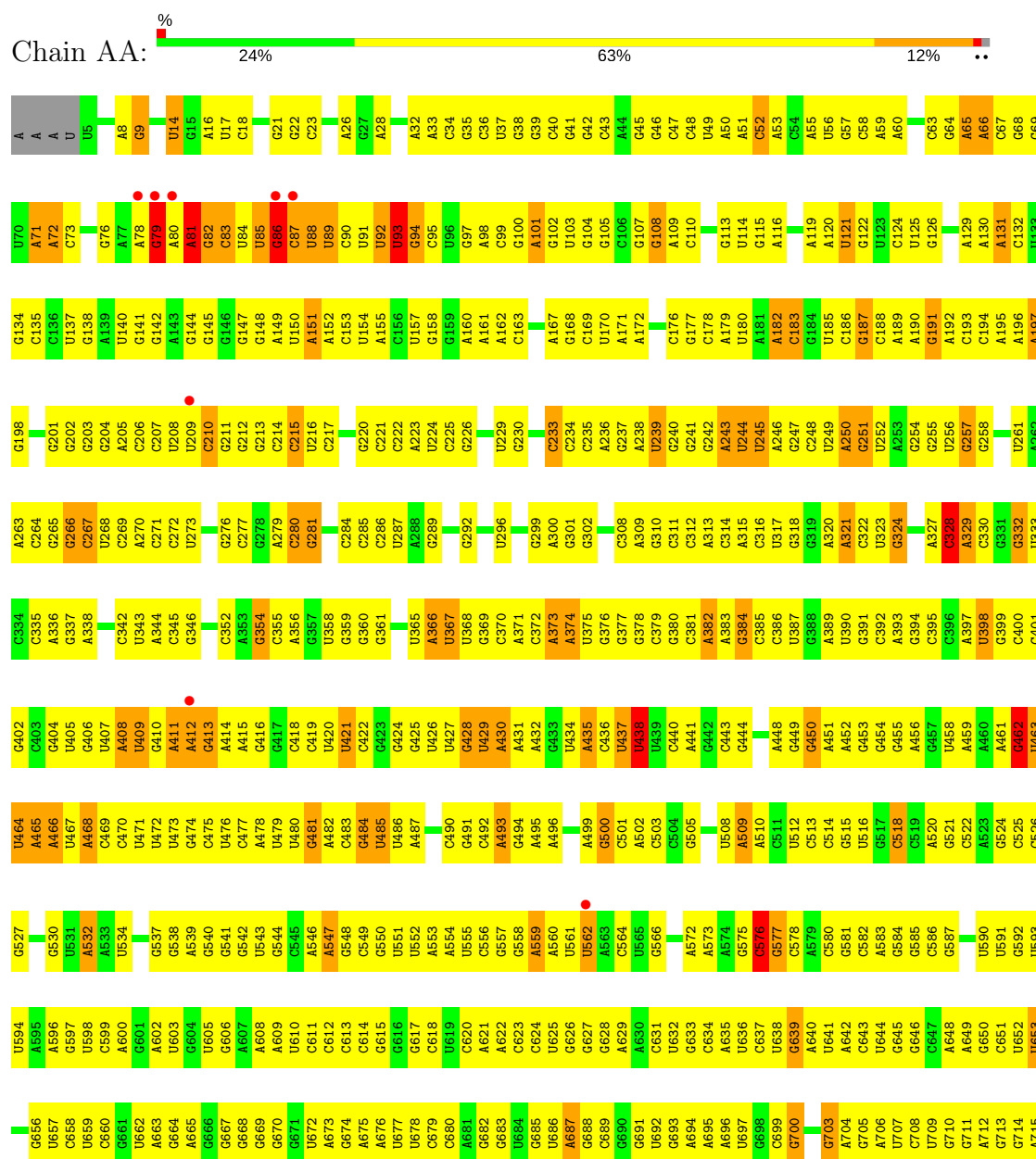
Continued from previous page...


Mol	Chain	Residues	Atoms		ZeroOcc	AltConf
57	CA	296	Total 296	O 296	0	0
57	CE	3	Total 3	O 3	0	0
57	CK	1	Total 1	O 1	0	0
57	CL	3	Total 3	O 3	0	0
57	CN	4	Total 4	O 4	0	0
57	CT	2	Total 2	O 2	0	0
57	DB	500	Total 500	O 500	0	0
57	DC	6	Total 6	O 6	0	0
57	DE	2	Total 2	O 2	0	0
57	DL	2	Total 2	O 2	0	0
57	DR	1	Total 1	O 1	0	0
57	DT	1	Total 1	O 1	0	0

3 Residue-property plots

These plots are drawn for all protein, RNA and DNA chains in the entry. The first graphic for a chain summarises the proportions of the various outlier classes displayed in the second graphic. The second graphic shows the sequence view annotated by issues in geometry and electron density. Residues are color-coded according to the number of geometric quality criteria for which they contain at least one outlier: green = 0, yellow = 1, orange = 2 and red = 3 or more. A red dot above a residue indicates a poor fit to the electron density ($RSRZ > 2$). Stretches of 2 or more consecutive residues without any outlier are shown as a green connector. Residues present in the sample, but not in the model, are shown in grey.

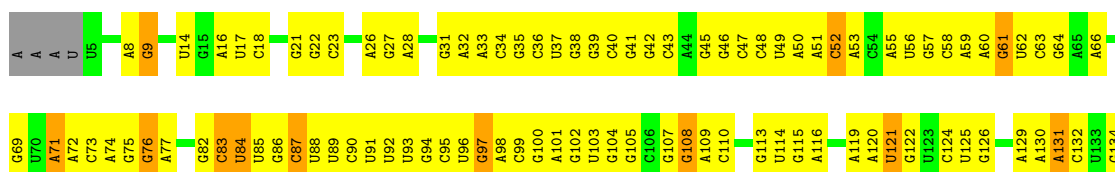
• Molecule 1: 16S rRNA



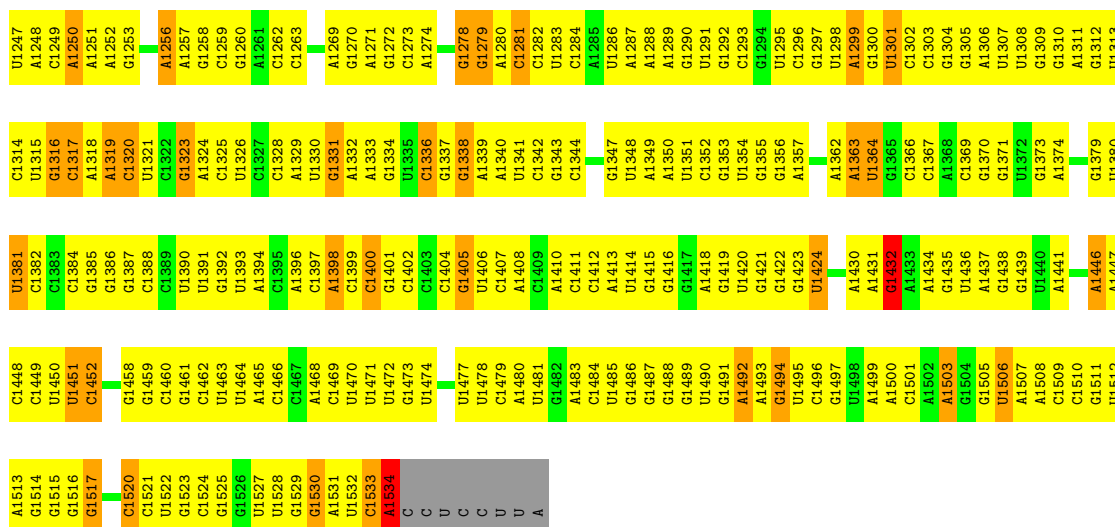


• Molecule 1: 16S rRNA

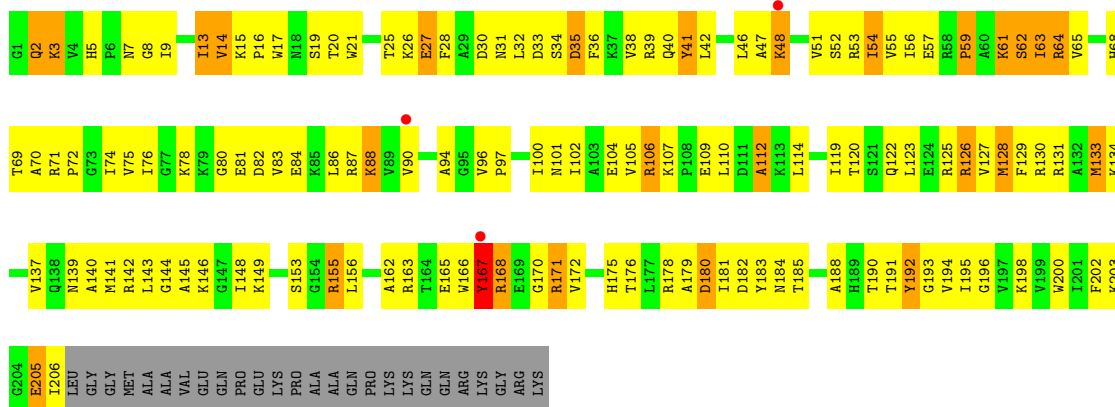
Chain CA: 22% 65% 12% ..



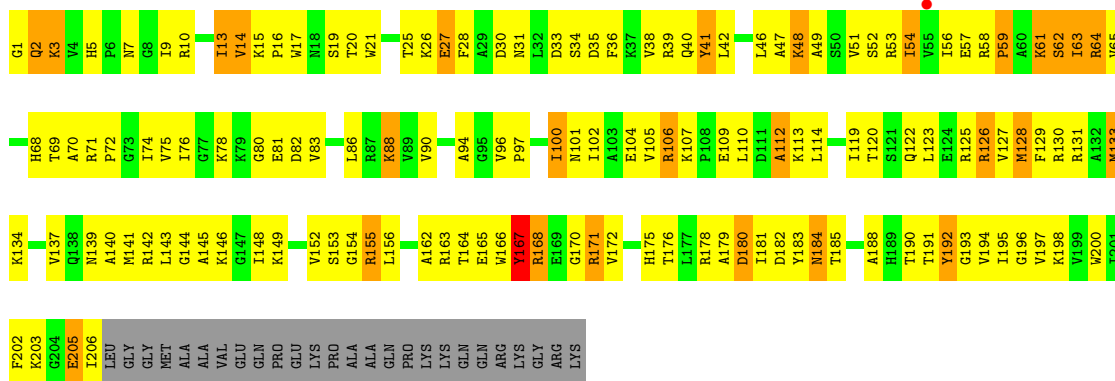
A1179	C1119	G1048	U981	A914	G852	A782	G711	A649	A523	A459	A397	A329	U261	A196	C135
A1180	C1120	U1049	U982	A915	C853	C783	G712	G650	G524	A460	U398	C330	A262	A197	C136
G1181	U1121	C1050	A983	G917	C854	A784	A712	C651	C525	A461	G399	G331	A263	G198	U137
G1182	U1122	C1051	C984	G918	C855	G785	G713	U652	C526	G462	C400	G332	C264	G138	
U1183	U1123	C1052	C985	A918	C856	G786	G714	U653	C527	U463	C401	U333	G265	G201	A139
G1184	G1124	G1053	C986	A919	C857	G787	A715	U654	C528	U464	C402	C394	G266	G202	U140
G1185	U1125	C1054	G987	U920	G858	A787	A716	G656	G529	U465	C403	C395	C267	G203	G141
G1186	U1126		G988	U921	C859	U793		G657	G530	U466	G404	A386	U268	G142	
G1187	G1127	G1057	G922	U922	A860	A794	C719	U657	U531	U467	U405	G337	U269	A205	A143
A1188	C1128	G1058	U991	C923	C861	C795	G720	C658	U532	U468	U406	G337	U270	C206	G144
U1189	C1129	C1059	C924	C924	C862	C796	G721	C660	A533	C469	U407	A388	C271	C207	G145
	A1130	U1060	G993	G925	U863	C797	G722	G661	U534	C470	A408	C342	C272	U208	G146
U1194	G1131	G1061	A994	G926	A864	C797	U723	U662	G601	U471	U409	U343	U273	U209	G147
C1195	C1132	U1062	C995	G927	A865	U798	G724	A663	A602	U472	G410	A344	U273	G210	G148
A1196	G1133	C1063	A996		C866		G725	G664	U603	U473	A411	C345	G276	G211	A149
A1197	G1134	U1064	U997		C867	A802		A665	G604	G474	A412	G346	C277	G212	U150
U1198	U1135	U1065	C998	C931	C868	G803	A728	G666	U605	G475	G413		G278	G213	A151
U1199	U1136	C1066	C999	C932	C869	U804	A729	G667	G540	U476	A414	C352	A279	C214	
C1200	C1137	A1067	G1000	G933		C805	G730	G668	G542	C477	A415	C353	C280	C215	C153
A1201	G1138	G1068	C1001	C934	A872	C806	G731	G669	U543	A478	G416	C354	G281	U216	U154
U1202	U1139	C1069	U1002	A935	C873	C807	C732	G670	U544	U479	G417	C355		C217	A155
	C1140	U1070	G1003	C936	C874	G808	G733	G671	G545	U480	C418	A356	C284	G220	U157
G1206	C1141	C1071	A1004		U875	C810	G734	U672	A546	G481	C419	G357	C285	G221	G158
G1207	G1142	G1072	G1005	G939	C876	C811	C735	A673	G547	U482	U420	U358	C286	C222	G159
C1208	G1143	U1073	G1006	C940	G877	C811	C736	G674	G548	C483	U421	G359	U287	A223	A160
	G1144	G1074	U1007	G941	A878	G812	C737	A675	C549	G484	C422	C360	A288	G224	A161
	A1145	U1075	U1008		C879	U813	C738	A676	G550	U485	G423	G361	G289	C225	C163
U1211	A1146	U1076	U1009	A946	C880	A814	C739	U677	U551	U486	G424			G229	U166
A1212	C1147	G1077	U1010	G947	C881	A815	U740	U678	U552	A487	U425			U231	A167
A1213	U1148	U1078	C1011	C948	C882	A816	G741	C579	A553	C488	U426	A366	U296	G232	G168
G1214	C1149	G1079	C983	A949	C883	C817		G680	U554	C489	U427	U367		C233	C169
G1215	A1150	A1080	U950	U950	U884	C818	C744		U555	C490	G428	U368	G299	C234	U170
	A1151	A1081	G951		C885	A819	G745	G682	C556	G491	U429	U369	G299	A300	A171
	A1152		U952	G953	C886	U820	A746	G683	G557	C492	A430	C370	A300	C235	A172
G1220	G1153	G1084	U1016	G954	C887	G821	A747	U684	C558	C501	A431	A371	A301	A236	
G1221	G1154	U1085	C1017	G955	C887	U822	G748	G685	A559	A502	A432	C372	A302	G237	U173
G1222	A1155	U1086	G890	U955		C823	A749	U686	U560	A495	G433	A373	A303		
C1223	G1156		U891	U956		G824	C750	U687	U561	A496	U434	A374			
	A1157	U1094	A892	U957	C892	A825	G751	G688	U562		A435	U375	A306	A238	
U1224	C1158	U1095	C893	A958	C894	U827	G752	G689	A563	A499	C436	C307	U239	C175	
C1226	U1159	C1096	C894	U959	C894	U827		G690	C564	G500	U437	C377	G240	C176	
A1227	G1160	C1097	C895	U960	C895	U828	A747	G691	U565	C501	U438	G378	G241	G177	
C1228	C1161	C1098	C896	U961	C896	U829	G748	U692	G566	A502	U439	C379	G242	C178	
	C1162	G1099	C897		C897	G830	A750	U693		C503	C440	G380	G243	A179	
	A1163	C1100	C898	A964	C898	A831	C750	A694	A572	G504	A441	C381	U244	U180	
G1231	U1164	A1101	C899	U965	C899	G832	C764	A695	A573	G505	C442	A382	U245	A181	
G1233	U1165		A900	U966	A900	G833	G765	A696	A574		C443	A383	U246	A182	
C1234	U1166	A1105	A901	C967	A901	U834	A766	U697	C575	U508	C444	A384	G247	C183	
U1235	U1167	G1106	G902	A968	C902	U835	A767	G698	C576	A509		C385	G248	G184	
A1236	U1168	C1107	G903	A969	C903	U836	G769	C699	G577	A510	A448	C386	U249	U185	
C1237	A1169	G1108	U904	C970	U904		C770	G700	C578	G511	G449	U387	G318	C186	
	U1170	U1238	G1033	G971	G971	C839	G771	U701	C579	U512	G450	G388	G319	A250	
A1238	A1171	C1034	A906	C972	U772	C840	U772	U702	C580	U513	A451	A389	U252	C187	
U1239	C1172	A1111	G973	C973	G773	C841	G773	G703	C581	C514	A452	U390	U253	C188	
G1241	U1173	C1112	A1036	A974	A777	U842		A704	C582	G391	A453	A321	A253	A189	
G1242	G1174	C1113	A909	A975		U843	A777	G705	A583	C392	G454	G391	G322	G190	
C1243	G1175	C1114	C910	G976	G778	G844	G778	A706	G584	C393	G455	A393	U323	A191	
G1244	C1176	A1177	C912	A977	C779	A845	C779	U707	G585	A520	A456	G394	G324	A192	
C1245	G1177		U911	A978	C780	G846	A780	C708	G586	G521	G457	C395	G257	C193	
A1246	G1178	U1118	A913	G1047	U709	G847	A781	U709	G587	C522	U458	C396	A327	C194	
													C328	G258	A195



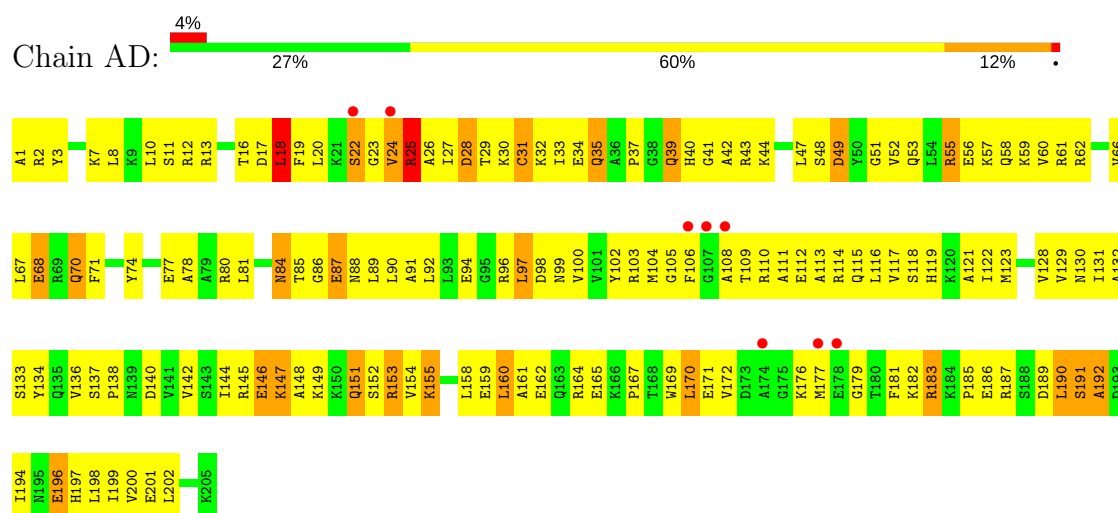
- Molecule 2: 30S ribosomal protein S3



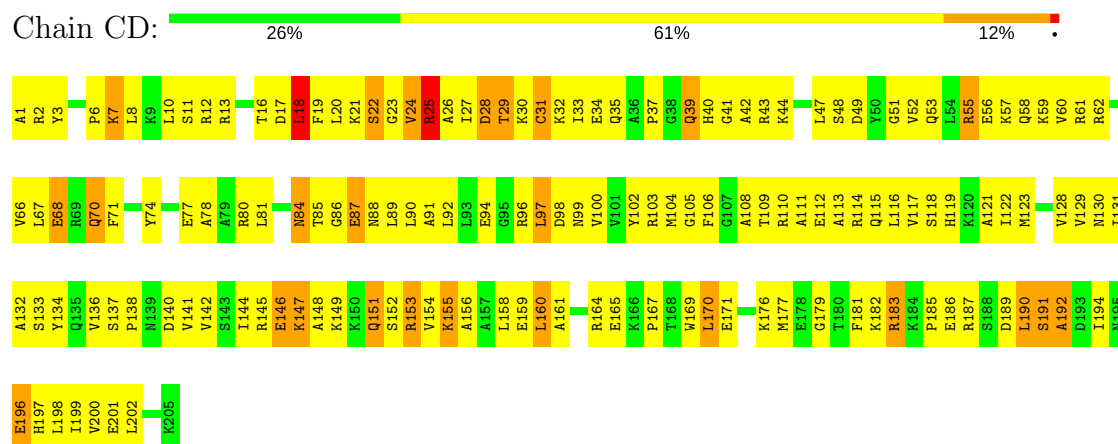
- Molecule 2: 30S ribosomal protein S3



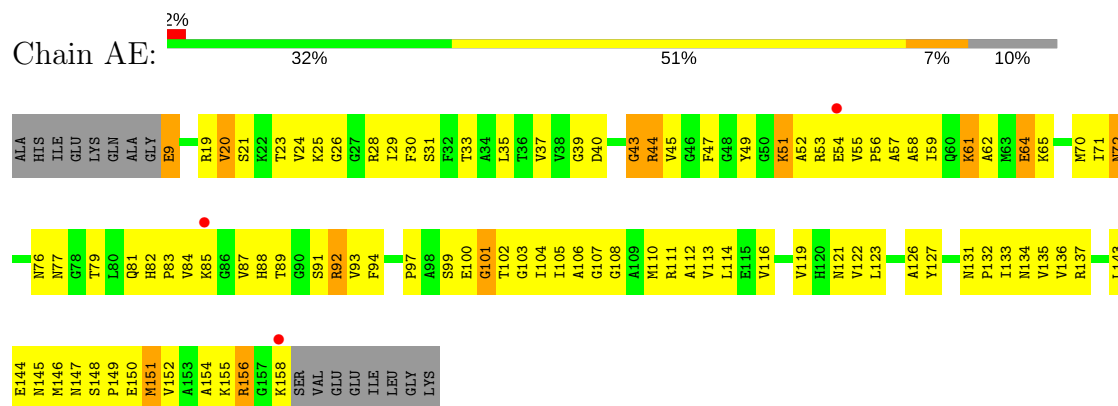
- Molecule 3: 30S ribosomal protein S4




• Molecule 3: 30S ribosomal protein S4

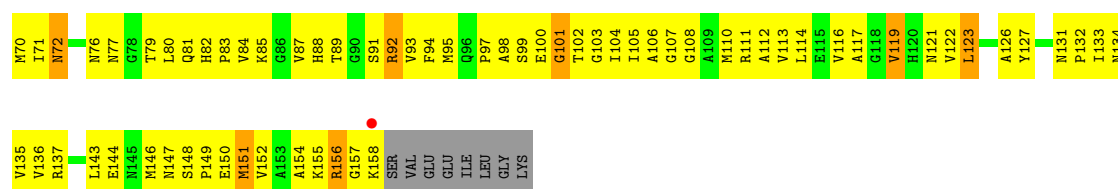


• Molecule 4: 30S ribosomal protein S5

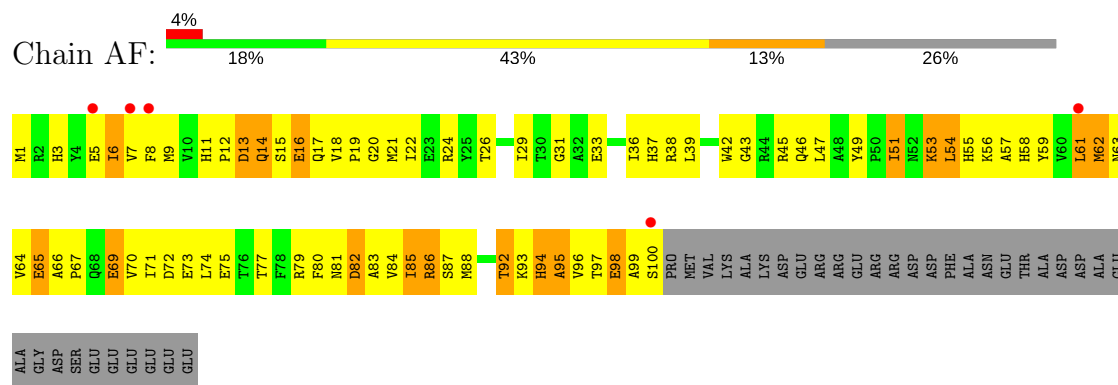


• Molecule 4: 30S ribosomal protein S5

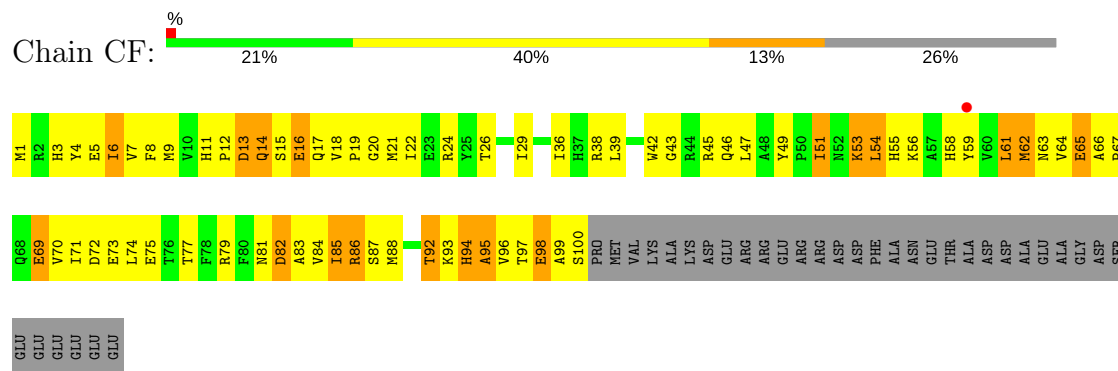




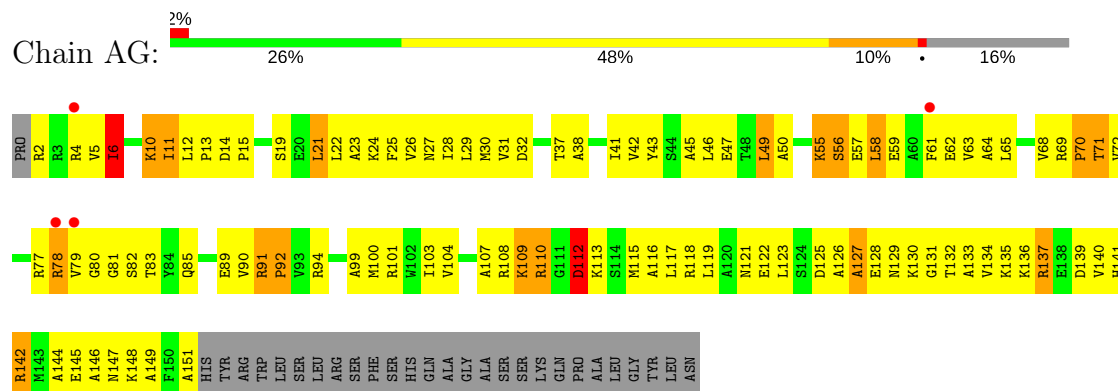
• Molecule 5: 30S ribosomal protein S6



• Molecule 5: 30S ribosomal protein S6

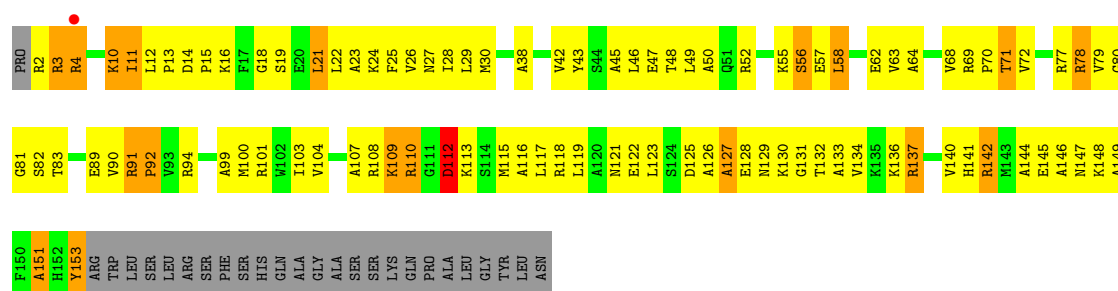


• Molecule 6: 30S ribosomal protein S7

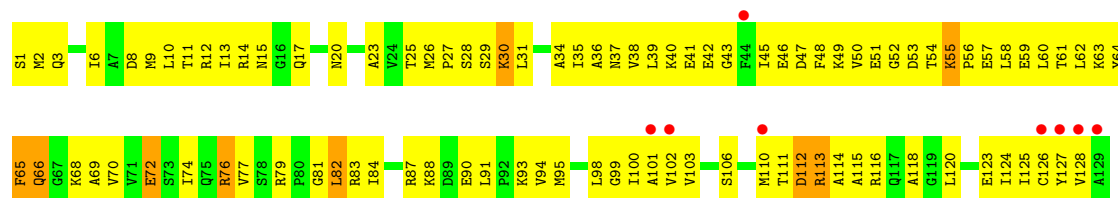


• Molecule 6: 30S ribosomal protein S7

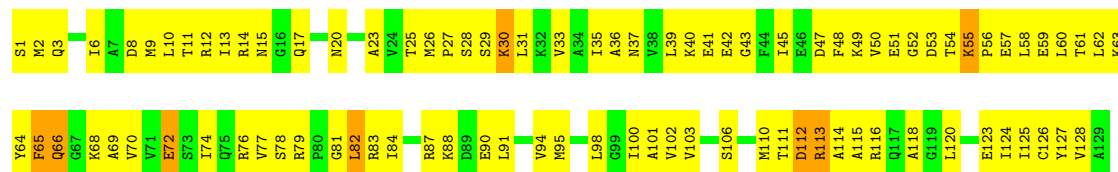




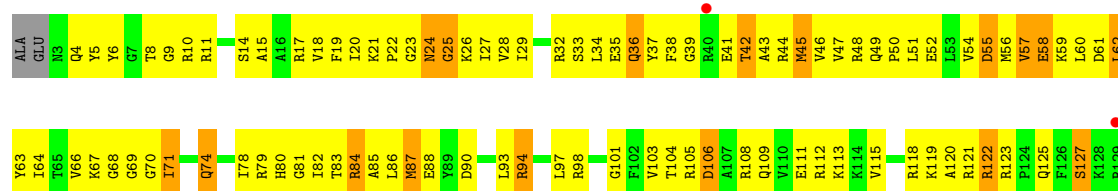
• Molecule 7: 30S ribosomal protein S8



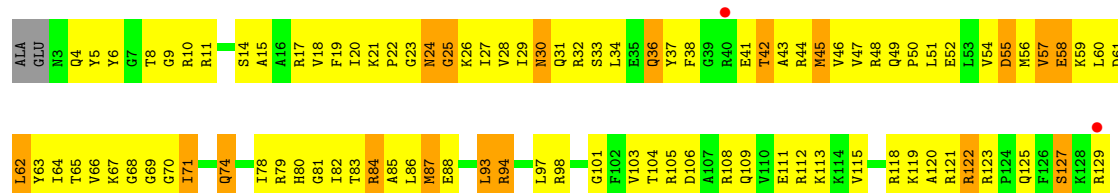
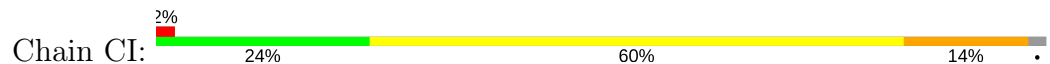
• Molecule 7: 30S ribosomal protein S8



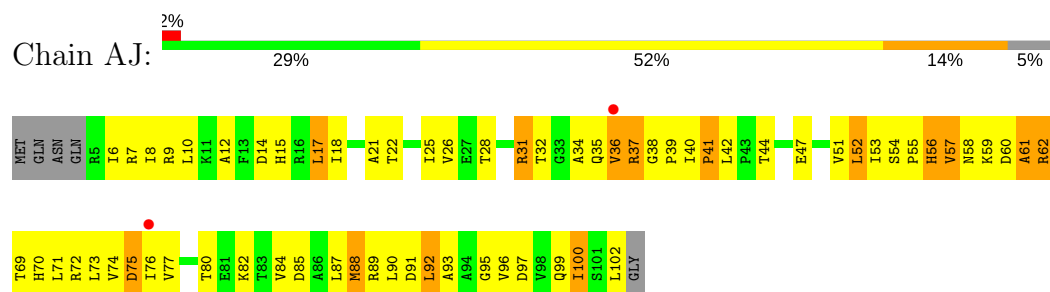
• Molecule 8: 30S ribosomal protein S9



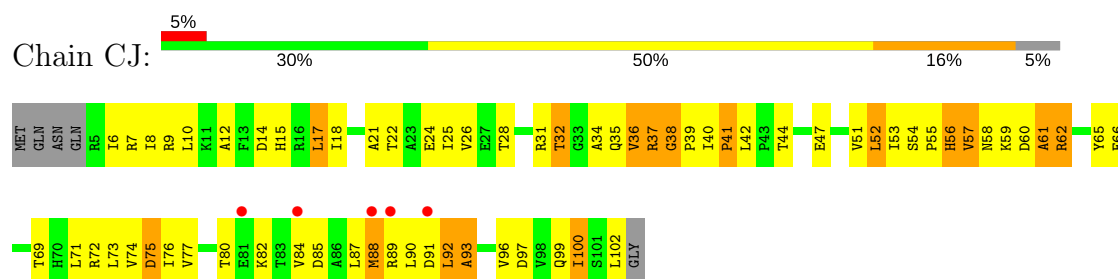
• Molecule 8: 30S ribosomal protein S9



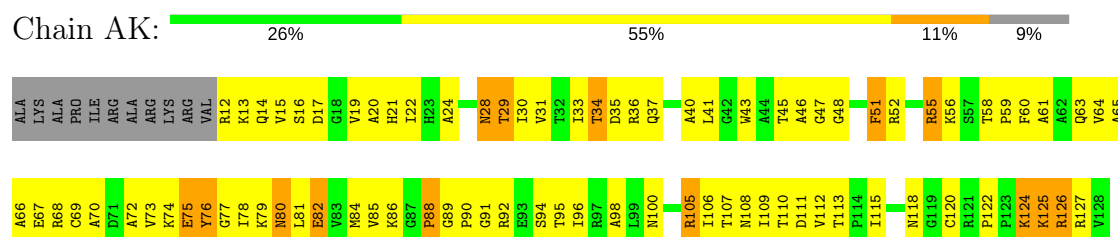
- Molecule 9: 30S ribosomal protein S10



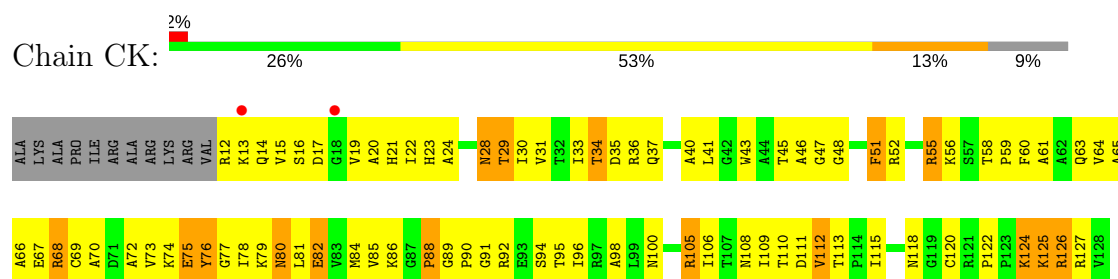
- Molecule 9: 30S ribosomal protein S10



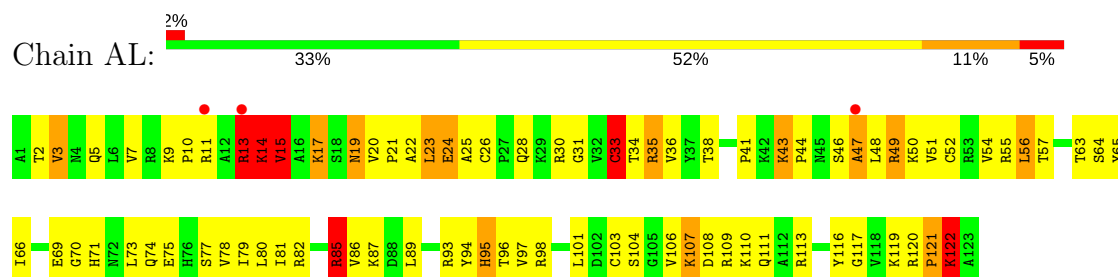
- Molecule 10: 30S ribosomal protein S11



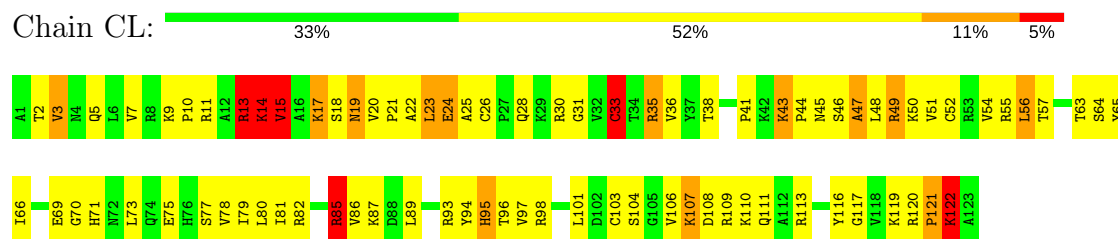
- Molecule 10: 30S ribosomal protein S11



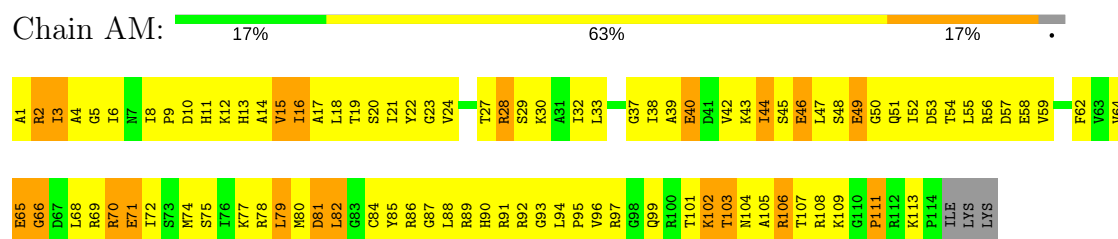
- Molecule 11: 30S ribosomal protein S12



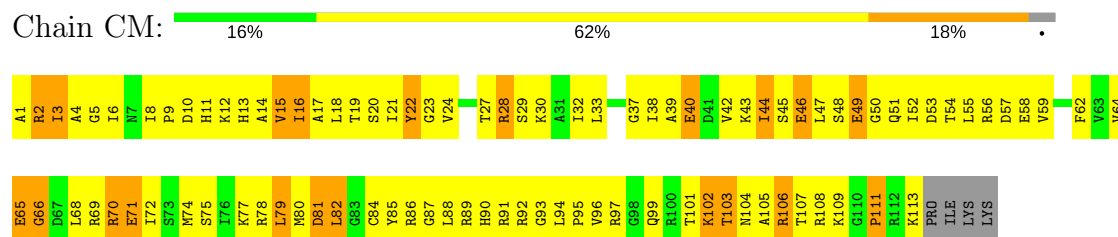
- Molecule 11: 30S ribosomal protein S12



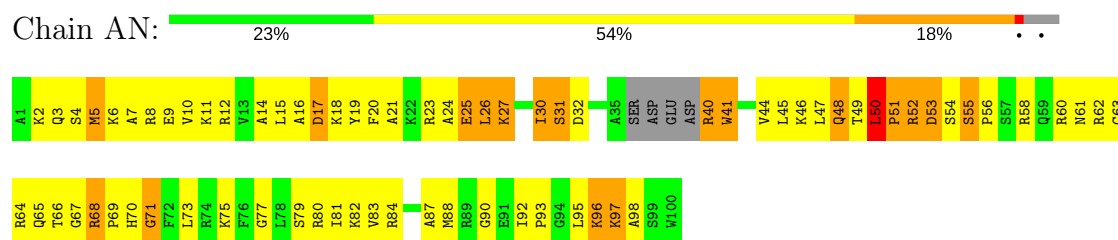
- Molecule 12: 30S ribosomal protein S13



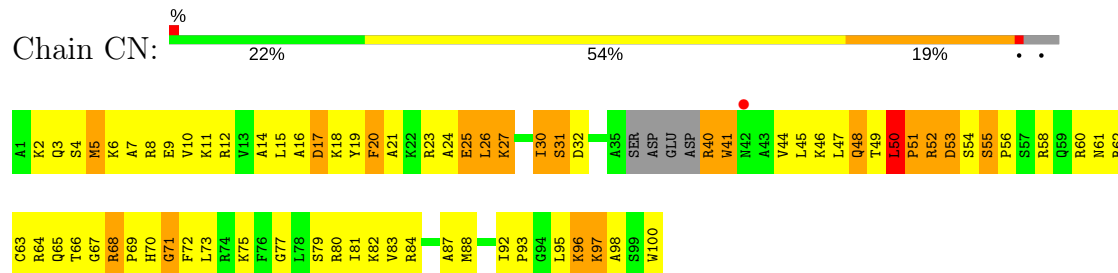
- Molecule 12: 30S ribosomal protein S13




- Molecule 13: 30S ribosomal protein S14



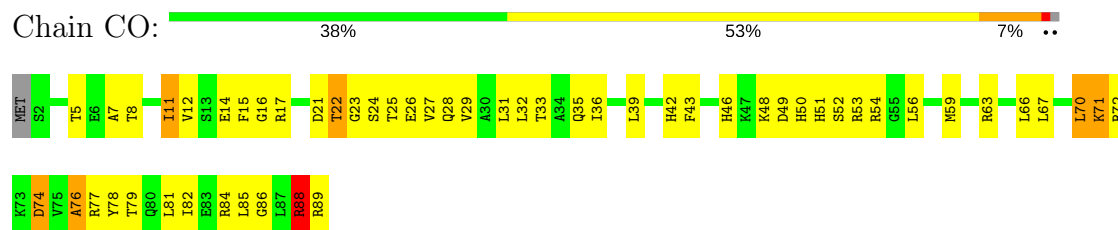
- Molecule 13: 30S ribosomal protein S14



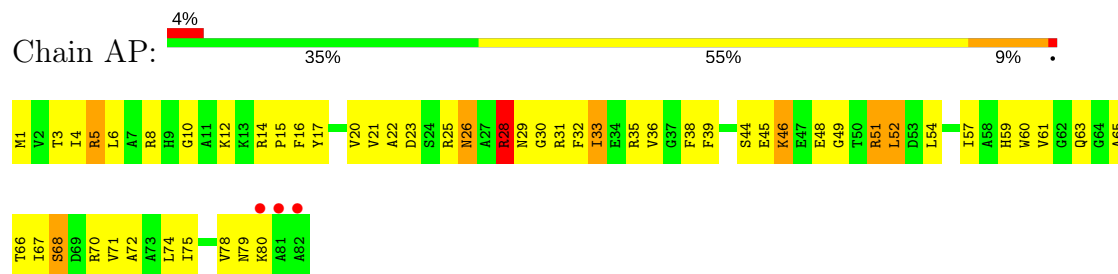
- Molecule 14: 30S ribosomal protein S15



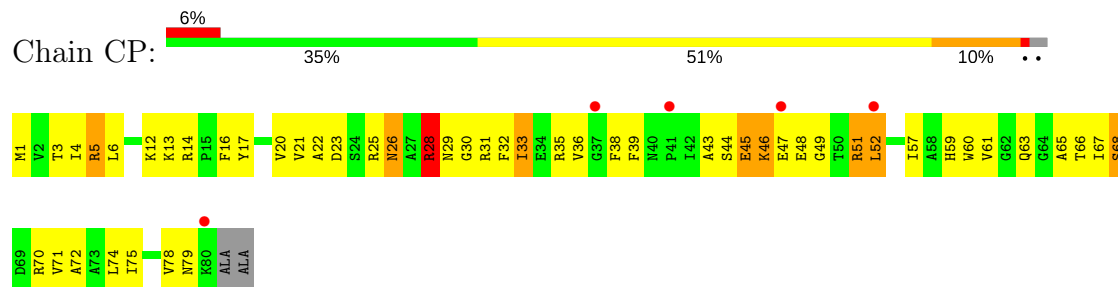
- Molecule 14: 30S ribosomal protein S15



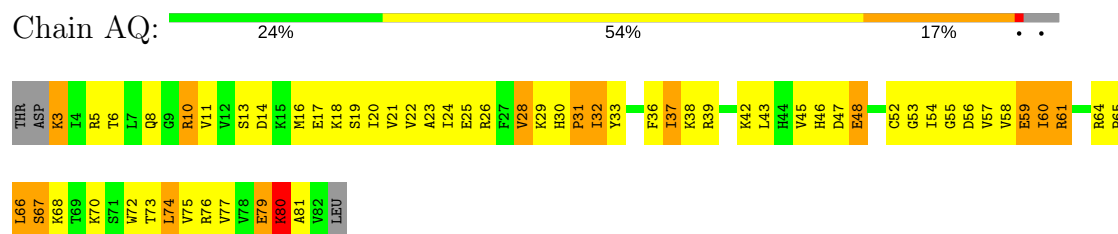
- Molecule 15: 30S ribosomal protein S16



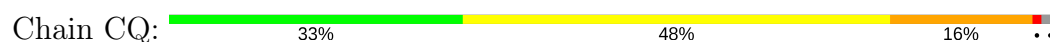
- Molecule 15: 30S ribosomal protein S16

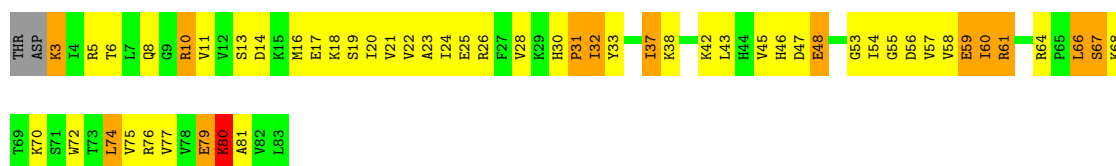


- Molecule 16: 30S ribosomal protein S17

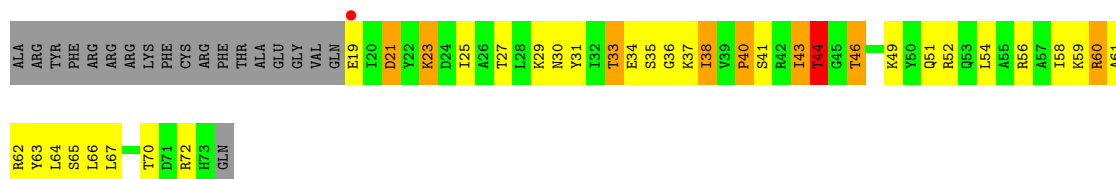
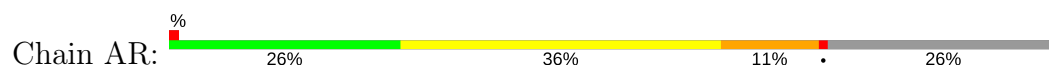


- Molecule 16: 30S ribosomal protein S17

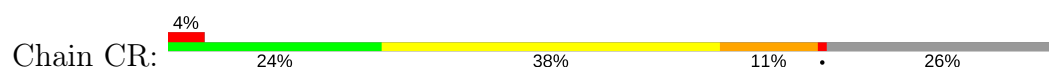




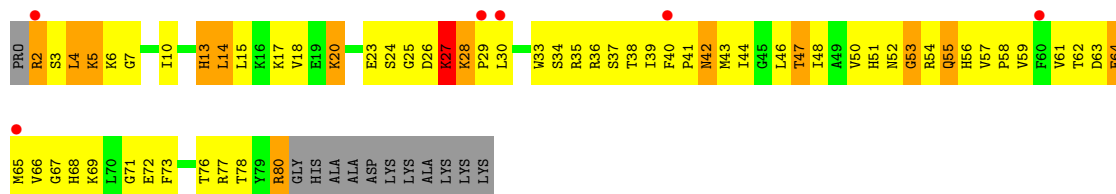
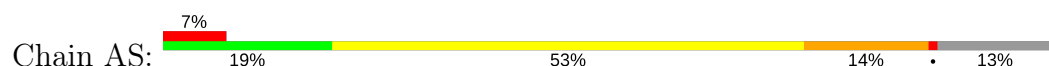
- Molecule 17: 30S ribosomal protein S18



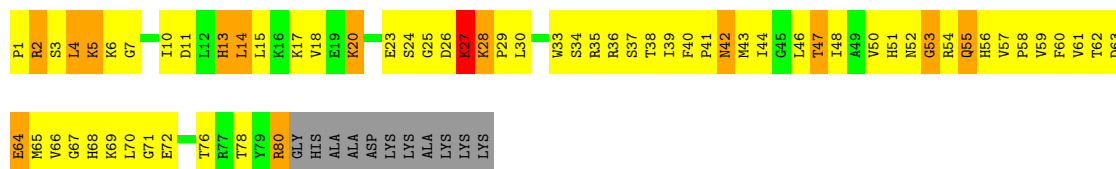
- Molecule 17: 30S ribosomal protein S18



- Molecule 18: 30S ribosomal protein S19

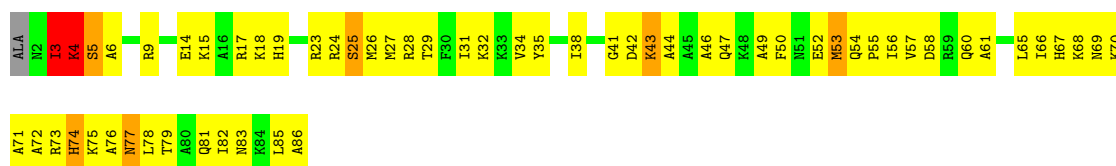


- Molecule 18: 30S ribosomal protein S19



- Molecule 19: 30S ribosomal protein S20





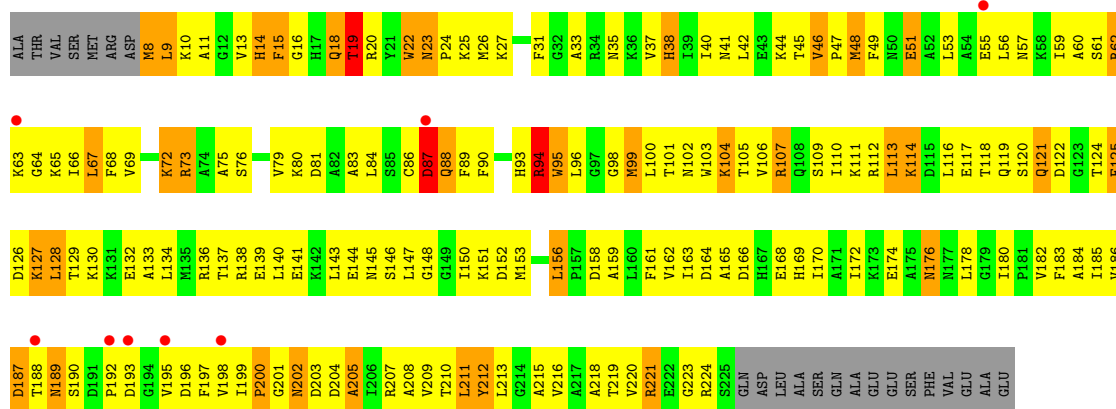
• Molecule 19: 30S ribosomal protein S20

Chain CT: 30% 58% 8% ..



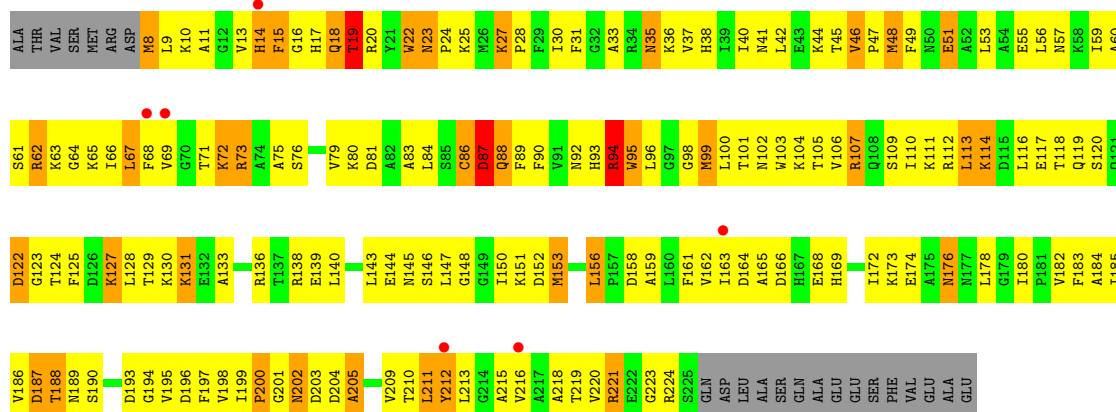
• Molecule 20: 30S ribosomal protein S2

Chain AB: 3% 21% 54% 15% 9%

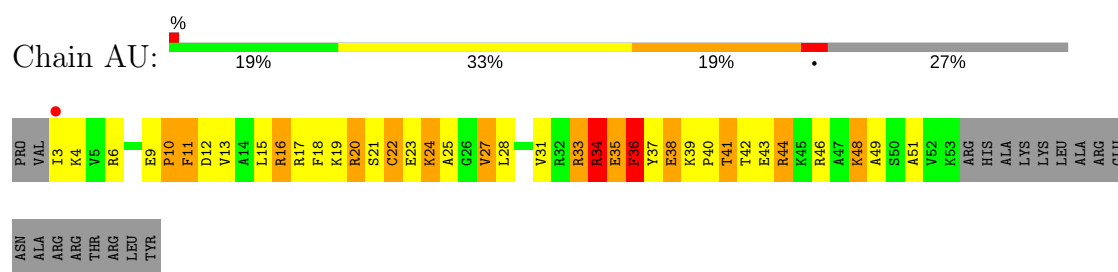


• Molecule 20: 30S ribosomal protein S2

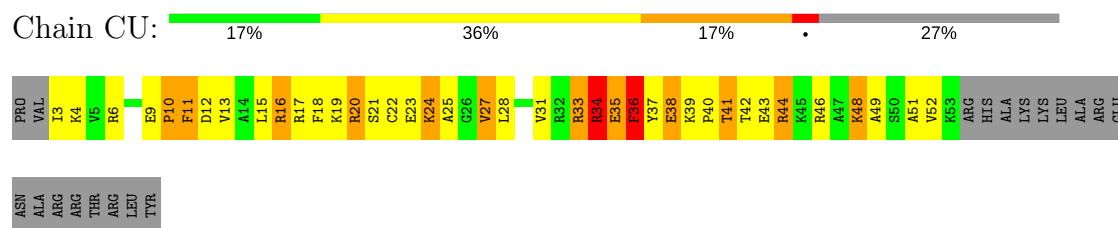
Chain CB: 3% 21% 53% 15% 9%



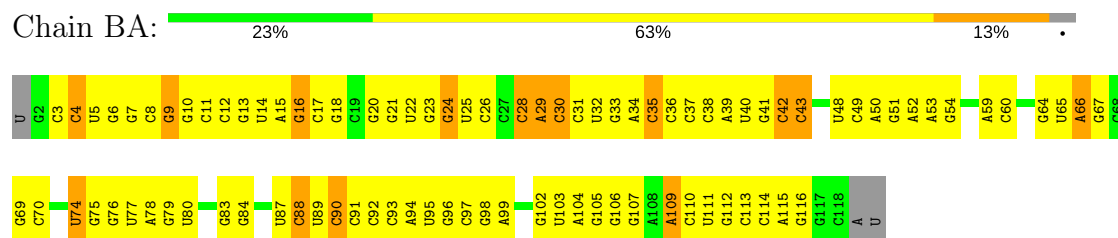
• Molecule 21: 30S ribosomal protein S21



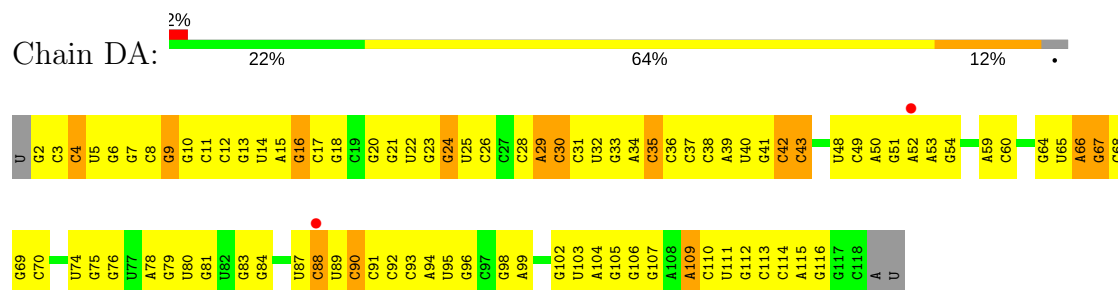
- Molecule 21: 30S ribosomal protein S21



- Molecule 22: 5S rRNA



- Molecule 22: 5S rRNA



- Molecule 23: 23S rRNA




C1200	A1134	G1068	C994	U932	G862	G799	C731	U667	C544	A471	A404	G333	G266	U200
U1201	C1135	G1069	C995	A933	A863	G799	C732	A668	C545	A472	U405	C334	C267	C201
G1202	G1136	A1069	A996	U934	G864	U803	G733	G669	U546	G476	G408	C335	C268	U202
A1203	G1137	A1070	A996	C935	C865	A804	A734	A609	U547	G477	G409	C336	C269	A203
A1204	G1138	G1071	A1000	A936	A866	G805	A735	C610	G548	A478	G410	C337	A270	G204
A1205	G1139	C1072	A1001	C937	G867	C806	A736	C611	G549	A479	G411	G338	G271	G205
G1206	C1140	G1072	G1002	G938	G869	U807	C737	G612	C550	A480	U412	U339	A272	U206
C1207	U1141	C1076	C1007	G939	U870	G808	A738	A613	C551	A481	C413	C340	G273	A207
C1208	A1142	A1077	G940	G940	U871	G809	A739	A614	C552	G482	C414	C341	C274	C208
U1209	A1143	U1078	A941	A941	U872	U810	C740	A615	C553	A483	C415	C342	C275	C209
G1210	A1144	C1079	A1010	G942	C873	U811	C741	A616	U554	A484	U416	A346	G276	G215
C1211	C1145	A1080	G1011	A943	G874	U812	A742	A617	U555	A485	U417	A347	G277	A216
G1212	U1146	U1081	U1012	C944	G875	U813	A743	G618	A556	C485	C418	A348	A278	A217
A1213	A1147	U1082	C1013	A945	C876	C814	U744	G619	C557	C486	U419	A349	A279	A218
A1214	U1148	U1083	A1014	C946	A877	C815	G745	G620	U558	C487	U420	C350	U280	A219
G1215	A1149	A1084	U1015	A947	A878	C816	U746	A621	U559	G491	G423	C351	A282	G220
G1216	C1150	A1085	G1016	C948	G	C817	U747	A622	C560	A492	G424	C352	A283	A221
U1217	A1151	A1086	G1017	G949	G	G818	G748	C623	U561	A493	G425	C353	U284	A222
G1218	C1152	G1087	U1018	G950	C	A819	A753	C624	U562	A494	G426	A354	G285	G223
U1219	C1153	A1088	U1019	C951	G	A820	A754	G625	A563	G495	U427	U355	U286	U224
G1220	G1157	A1089	A1020	G952	G	A821	U755	A626	C564	G496	U428	A356	G287	C225
C1221	C1158	A1090	A1021	G953	U	G822	U756	A627	C565	C500	U429	A357	U288	A226
U1222	G1159	G1091	G1022	G954	C	C823	A756	G628	U566	U499	G361	U360	U289	A227
G1223	C1161	C1092	U1023	U955	A	U824	G757	G629	U567	G500	A430	A362	U290	C228
U1224	G1162	G1093	G1024	G956	U	A825	C758	G630	U568	A504	U431	A363	G291	G229
G1225	G1163	C957	G1025	C957	C	U826	G759	A631	U569	A505	A432	G364	C292	G230
G1226	A1164	U958	G1026	U958	C	U827	G760	A632	C570	A506	A433	C365	A294	A231
C1227	A1165	A959	A1027	A959	C	U828	A761	A633	U571	C506	U434	C366	G295	G232
A1230	G1166	A960	A1028	A960	A	A829	G762	C634	C572	A507	C435	U296	U296	A233
U1231	C1167	C961	A1029	C961	G	G830	A764	C635	U573	A508	C436	G370	G297	U234
G1232	G1168	G962	U1030	G962	C	G831	C765	G636	A574	C509	U437	A371	G298	U235
C1233	C1169	U963	U1031	U963	U	U832	U766	A637	A575	C510	G438	U372	A299	C236
G1234	G1170	C964	U1032	C964	U	A833	U767	G638	U576	U511	U439	U373	G303	C237
U1235	U1171	G965	U1033	G965	C	G834	G768	G639	C577	A512	A440	A374	G304	C238
A1236	C1172	C966	G1038	G966	C898	C835	G771	U641	U580	A513	U441	G377	U305	A241
G1237	U1173	U967	A1039	U967	A899	G836	C772	U642	C581	A514	G442	C378	U306	G242
U1240	A1174	C968	A1040	C968	C	C837	U773	A643	A582	A515	A443	G379	G307	U243
A1241	U1175	G969	G1041	G969	G	C838	G774	A644	C583	A516	C444	G381	G308	A244
C1243	G1176	U970	G1042	U970	G904	U839	G775	U645	C584	C517	C445	A382	A309	G245
A1244	C1177	G971	C1043	G971	A905	G841	G776	U646	C585	C518	G446	C383	A310	C246
G1245	G1178	A972	U1044	A972	A909	U842	G777	G647	A586	G620	U451	A384	G311	G247
U1246	U1180	A973	C1045	A973	A910	U843	G778	G648	C587	U521	U452	C385	G248	G248
A1247	G1181	G974	A1046	G974	A911	U844	U779	G649	U588	A522	A454	G386	G315	C249
G1248	U1182	A975	G1047	A975	C912	U845	G780	C650	U589	A523	C455	U387	C316	G250
U1249	U1183	C975	A1050	C975	U913	U846	A781	G651	A590	C527	C456	G388	G317	A251
G1250	G1184	A976	G1051	A976	A917	U847	A782	U652	U591	A528	A457	G389	C318	G252
C1251	G1185	A977	G1052	A977	A918	U848	A783	C653	A592	A529	G458	U390	G319	C253
A1253	U1187	C981	A1053	C981	A919	U849	A784	A654	U593	A530	U459	U391	A320	G254
U1254	G1188	A982	G1054	A982	U919	C851	G785	A655	U594	C531	A460	U392	U321	A255
G1255	A1189	C983	G1055	C983	A920	U852	C786	G656	C595	A532	C461	C393	C323	A256
C1256	G1190	A984	G1056	A984	C921	U853	C787	U657	U596	C533	U464	U394	A324	G258
U1257	G1191	C985	A1057	C985	C922	G854	U788	A658	U597	C534	U465	U395	G325	G259
G1258	G1192	C986	G1058	C986	G923	U855	C789	G659	U598	U534	A466	G396	G326	G260
U1259	G1193	C987	U1059	C987	U923	G856	C791	A661	C601	A538	G467	G400	G329	G261
G1260	A1194	A988	U1060	A988	A927	G857	C792	G725	G602	C539	G468	A401	G330	G262
A1261	G1195	C989	U1061	C989	A928	G858	A794	A662	A603	C540	G469	A402	A332	A265
U1262	C1196	A990	G1062	A990	U929	G859	C795	G664	A604	A541	U470	U403	G333	
G1263	G1197	C991	G1063	C991	G930	U860	C796	U665	A605					
C1264	U1198	C992	C1064	C992	U931	U861	C797	G666	A606					
G1266	U1199	G993	U1065	G993			G798	A667						

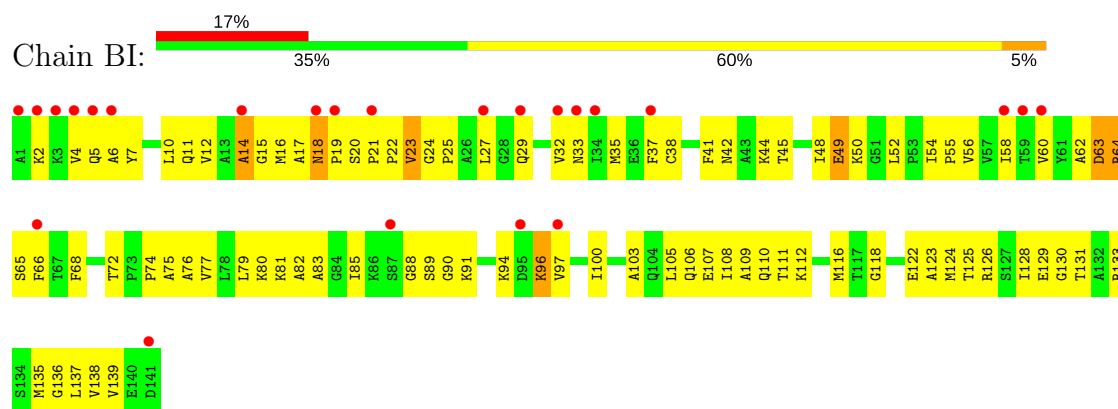


U1394	U1395	U1396	U1397	C1398	C1399	U1400	U1401	U1402	C1403	C1404	U1405	U1406	U1407	G1408	U1411	U1412	U1413	U1414	U1415	U1416	U1417	U1418	U1419	A1420	A1421	G1422	G1423	G1424	G1425	G1426	G1427	G1428	G1429	A1430	A1431	G1432	A1433	A1434	U1437	U1438	A1439	U1440	G1441	U1442	U1443	U1444	G1445	G1446	U1447	U1448	C1451	G1452	G1453	G1454	G1455	G1456	G1457	U1458	U1459	U1460	C1461	U1464	G1465	A1466	G1467	G1468
U1329	C1330	G1331	G1332	C1333	G1334	C1335	A1336	G1337	G1338	G1339	U1340	U1341	U1342	U1343	U1344	U1345	U1346	U1347	U1348	U1349	C1350	C1351	U1352	A1353	A1354	G1355	C1356	C1357	G1358	G1359	G1360	G1361	C1362	A1365	G1368	G1369	C1370	G1371	U1372	A1373	G1374	U1375	C1376	G1377	A1378	U1379	G1380	G1381	G1382	A1383	U1384	A1385	C1386	A1387	G1388	C1389	U1390	U1391	A1392	A1393						
A1260	C1261	A1262	U1263	C1264	A1265	U1266	U1267	A1268	A1269	C1270	A1271	G1272	A1273	U1274	A1275	A1276	G1277	C1278	G1279	G1280	C1281	U1282	G1283	A1286	A1287	G1288	C1289	U1290	G1291	C1292	C1293	U1294	C1295	G1296	G1297	C1298	U1299	G1300	A1301	A1302	G1309	G1310	C1315	U1316	G1317	U1318	U1319	C1320	A1321	A1322	G1323	G1324	U1325	U1326	A1327	A1328										
A1133	A1134	C1135	U1136	G1137	C1138	U1139	C1140	U1141	A1142	A1143	A1144	C1145	C1146	A1147	U1148	C1149	C1150	A1151	U1152	C1153	C1154	U1155	U1156	C1157	U1158	C1159	G1160	C1161	U1162	C1163	U1164	A1165	G1166	C1167	G1168	A1169	C1170	C1171	G1172	U1173	U1174	U1175	U1176	C1177	C1178	C1179	U1180	U1181	G1182	U1183	U1184	G1185	C1186	C1187	U1188	A1189	G1190	C1191	G1192	U1193	U1194					
G1195	C1196	U1197	U1198	C1199	G1200	U1201	C1202	U1203	A1204	A1205	G1206	A1207	U1208	U1209	G1210	C1211	G1212	A1213	U1214	C1215	U1216	U1217	G1218	A1286	A1287	G1288	C1289	U1290	G1291	C1292	C1293	U1294	C1295	G1296	G1297	C1298	U1299	G1300	A1301	A1302	G1309	G1310	C1315	U1316	G1317	U1318	U1319	C1320	A1321	A1322	G1323	G1324	U1325	U1326	A1327	A1328										
U1329	C1330	G1331	G1332	C1333	G1334	C1335	A1336	G1337	G1338	G1339	U1340	U1341	U1342	U1343	U1344	U1345	U1346	U1347	U1348	U1349	C1350	C1351	U1352	A1353	A1354	G1355	C1356	C1357	G1358	G1359	G1360	G1361	C1362	A1365	G1368	G1369	C1370	G1371	U1372	A1373	G1374	U1375	C1376	G1377	A1378	U1379	G1380	G1381	G1382	A1383	U1384	A1385	C1386	A1387	G1388	C1389	U1390	U1391	A1392	A1393						
A1260	C1261	A1262	U1263	C1264	A1265	U1266	U1267	A1268	A1269	C1270	A1271	G1272	A1273	U1274	A1275	A1276	G1277	C1278	G1279	G1280	C1281	U1282	G1283	A1286	A1287	G1288	C1289	U1290	G1291	C1292	C1293	U1294	C1295	G1296	G1297	C1298	U1299	G1300	A1301	A1302	G1309	G1310	C1315	U1316	G1317	U1318	U1319	C1320	A1321	A1322	G1323	G1324	U1325	U1326	A1327	A1328										
U1329	C1330	G1331	G1332	C1333	G1334	C1335	A1336	G1337	G1338	G1339	U1340	U1341	U1342	U1343	U1344	U1345	U1346	U1347	U1348	U1349	C1350	C1351	U1352	A1353	A1354	G1355	C1356	C1357	G1358	G1359	G1360	G1361	C1362	A1365	G1368	G1369	C1370	G1371	U1372	A1373	G1374	U1375	C1376	G1377	A1378	U1379	G1380	G1381	G1382	A1383	U1384	A1385	C1386	A1387	G1388	C1389	U1390	U1391	A1392	A1393						
A1260	C1261	A1262	U1263	C1264	A1265	U1266	U1267	A1268	A1269	C1270	A1271	G1272	A1273	U1274	A1275	A1276	G1277	C1278	G1279	G1280	C1281	U1282	G1283	A1286	A1287	G1288	C1289	U1290	G1291	C1292	C1293	U1294	C1295	G1296	G1297	C1298	U1299	G1300	A1301	A1302	G1309	G1310	C1315	U1316	G1317	U1318	U1319	C1320	A1321	A1322	G1323	G1324	U1325	U1326	A1327	A1328										
U1329	C1330	G1331	G1332	C1333	G1334	C1335	A1336	G1337	G1338	G1339	U1340	U1341	U1342	U1343	U1344	U1345	U1346	U1347	U1348	U1349	C1350	C1351	U1352	A1353	A1354	G1355	C1356	C1357	G1358	G1359	G1360	G1361	C1362	A1365	G1368	G1369	C1370	G1371	U1372	A1373	G1374	U1375	C1376	G1377	A1378	U1379	G1380	G1381	G1382	A1383	U1384	A1385	C1386	A1387	G1388	C1389	U1390	U1391	A1392	A1393						
A1260	C1261	A1262	U1263	C1264	A1265	U1266	U1267	A1268	A1269	C1270	A1271	G1272	A1273	U1274	A1275	A1276	G1277	C1278	G1279	G1280	C1281	U1282	G1283	A1286	A1287	G1288	C1289	U1290	G1291	C1292	C1293	U1294	C1295	G1296	G1297	C1298	U1299	G1300	A1301	A1302	G1309	G1310	C1315	U1316	G1317	U1318	U1319	C1320	A1321	A1322	G1323	G1324	U1325	U1326	A1327	A1328										
U1329	C1330	G1331	G1332	C1333	G1334	C1335	A1336	G1337	G1338	G1339	U1340	U1341	U1342	U1343	U1344	U1345	U1346	U1347	U1348	U1349	C1350	C1351	U1352	A1353	A1354	G1355	C1356	C1357	G1358	G1359	G1360	G1361	C1362	A1365	G1368	G1369	C1370	G1371	U1372	A1373	G1374	U1375	C1376	G1377	A1378	U1379	G1380	G1381	G1382	A1383	U1384	A1385	C1386	A1387	G1388	C1389	U1390	U1391	A1392	A1393						
A1260	C1261	A1262	U1263	C1264	A1265	U1266	U1267	A1268	A1269	C1270	A1271	G1272	A1273	U1274	A1275	A1276	G1277	C1278	G1279	G1280	C1281	U1282	G1283	A1286	A1287	G1288	C1289	U1290	G1291	C1292	C1293	U1294	C1295	G1296	G1297	C1298	U1299	G1300	A1301	A1302	G1309	G1310	C1315	U1316	G1317	U1318	U1319	C1320	A1321	A1322	G1323	G1324	U1325	U1326	A1327	A1328										
U1329	C1330	G1331	G1332	C1333	G1334	C1335	A1336	G1337	G1338	G1339	U1340	U1341	U1342	U1343	U1344	U1345	U1346	U1347	U1348	U1349	C1350	C1351	U1352	A1353	A1354	G1355	C1356	C1357	G1358	G1359	G1360	G1361	C1362	A1365	G1368	G1369	C1370	G1371	U1372	A1373	G1374	U1375	C1376	G1377	A1378	U1379	G1380	G1381	G1382	A1383	U1384	A1385	C1386	A1387	G1388	C1389	U1390	U1391	A1392	A1393						
A1260	C1261	A1262	U1263	C1264	A1265	U1266	U1267	A1268	A1269	C1270	A1271	G1272	A1273	U1274	A1275	A1276	G1277	C1278	G1279	G1280	C1281	U1282	G1283	A1286	A1287	G1288	C1289	U1290	G1291	C1292	C1293	U1294	C1295	G1296	G1297	C1298	U1299	G1300	A1301	A1302	G1309	G1310	C1315	U1316	G1317	U1318	U1319	C1320	A1321	A1322	G1323	G1324	U1325	U1326	A1327	A1328										
U1329	C1330	G1331	G1332	C1333	G1334	C1335	A1336	G1337	G1338	G1339	U1340	U1341	U1342	U1343	U1344	U1345	U1346	U1347	U1348	U1349	C1350	C1351	U1352	A1353	A1354	G1355	C1356	C1357	G1358	G1359	G1360	G1361	C1362	A1365	G1368	G1369	C1370	G1371	U1372	A1373	G1374	U1375	C1376	G1377	A1378	U1379	G1380	G1381	G1382	A1383	U1384	A1385	C1386	A1387	G1388	C1389	U1390	U1391	A1392	A1393						
A1260	C1261	A1262	U1263	C1264	A1265	U1266	U1267	A1268	A1269	C1270	A1271	G1272	A1273	U1274	A1275	A1276	G1277	C1278	G1279	G1280	C1281	U1282	G1283	A1286	A1287	G1288	C1289	U1290	G1291	C1292	C1293	U1294	C1295	G1296	G1297	C1298	U1299	G1300	A1301	A1302	G1309	G1310	C1315	U1316	G1317	U1318	U1319	C1320	A1321	A1322	G1323	G1324	U1325	U1326	A1327	A1328										
U1329	C1330	G1331	G1332	C1333	G1334	C1335	A1336	G1337	G1338	G1339	U1340	U1341	U1342	U1343	U1344	U1345	U1346	U1347	U1348	U1349	C1350	C1351	U1352	A1353	A1354	G1355	C1356	C1357	G1358	G1359	G1360	G1361	C1362	A1365	G1368	G1369	C1370	G1371	U1372	A1373	G1374	U1375	C1376	G1377	A1378	U1379	G1380	G1381	G1382	A1383	U1384	A1385	C1386	A1387	G1388	C1389	U1390	U1391	A1392	A1393						
A1260	C1261	A1262	U1263	C1264	A1265	U1266	U1267	A1268	A1269	C1270	A1271	G1272	A1273	U1274	A1275	A1276	G1277	C1278	G1279	G1280	C1281	U1282	G1283	A1286	A1287	G1288	C1289	U1290	G1291	C1292	C1293	U1294	C1295	G1296	G1297	C1298	U1299	G1300	A1301	A1302	G1309	G1310	C1315	U1316	G1317	U1318	U1319	C1320	A1321	A1322	G1323	G1324	U1325	U1326	A1327	A1328										
U1329	C1330	G1331	G1332	C1333	G1334	C1335	A1336	G1337	G1338	G1339	U1340	U1341	U1342	U1343	U1344	U1345	U1346	U1347	U1348	U1349	C1350	C1351	U1352	A1353	A1354	G1355	C1356	C1357	G1358	G1359	G1360	G1361	C1362	A1365	G1368	G1369	C1370	G1371	U1372	A1373	G1374	U1375	C1376	G1377	A1378	U1379	G1380	G1381	G1382	A1383	U1384	A1385	C1386	A1387	G1388	C1389	U1390	U1391	A1392	A1393						
A1260	C1261	A1262	U1263	C1264	A1265	U1266	U1267	A1268	A1269	C1270	A1271	G1272	A1273	U1274	A1275	A1276	G1277	C1278	G1279	G1280	C1281	U1282	G1283	A1286	A1287	G1288	C1289	U1290	G1291	C1292	C1293	U1294	C1295	G1296	G1297	C1298	U1299	G1300	A1301	A1302	G1309	G1310	C1315	U1316	G1317	U1318	U1319	C1320	A1321	A1322	G1323	G1324	U1325	U1326	A1327	A1328										
U1329	C1330	G1331	G1332	C1333	G1334	C1335	A1336	G1337	G1338	G1339	U1340	U1341	U1342	U1343	U1344	U1345	U1346	U1347	U1348	U1349	C1350	C1351	U1352	A1353	A1354	G1355	C1356	C1357	G1358	G1359	G1360	G1361	C1362	A1365	G1368	G1369	C1370	G1371	U1372	A1373	G1374	U1375	C1376	G1377	A1378	U1379	G1380	G1381	G1382	A1383	U1384	A1385	C1386	A1387	G1388	C1389	U1390	U1391	A1392	A1393						
A1260	C1261	A1262	U1263	C1264	A1265	U1266	U1267	A1268	A1269	C1270	A1271	G1272	A1273	U1274	A1275																																																			

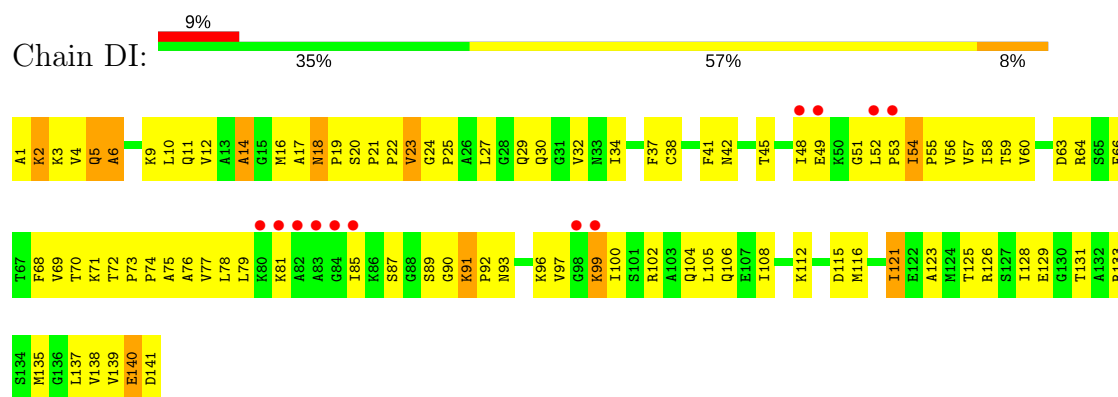
A2448	G2318	G2253	U2189	C	G2069	C2001	A1927	U1865	C1726	C1658	U1583	U1520	U1458
U2449	G2319	G2253	G2190	U	A2070	G	A1928	A1866	C1727	G	U1584	G1521	G1459
A2450	U2320	U2257	A2191	U	A2071	U2007	G1929	G1867	U1728	G1661	A1585	A1522	U1460
G2454	U2321	C2258	G2192	U	C2072	A2008	G1930	G1868	U1729	U1662	A1586	A1523	C1461
G2455	A2322	U2259	G2193	A2134	C2073	C2009	U1931	G1869	C1730	G1663	G1590	G1524	C1463
G2456	G2323	U2260	U2194	A2135	C2074	A2008	A1932	C1870	G1731	A1664	A1591	A1525	G1464
U2457	U2324	C2261	U2195	G2136	U2075	G2010	G1933	A1871	C1732	A1665	A1592	C1526	G1464
G2458	G2325	U2262	C2196	A2137	U2076	G2011	C1934	A1872	G1733	G1666	C1593	G1527	U1466
A2459	A2326	C2263	U2197	G2138	C2078	G2012	G1935	G1873	U1734	A1668	U1594	U1528	U1467
G2460	G2327	G2264	A2198	U2139	U2079	A2013	A1936	C1874	A1735	A1669	C1595	U1529	U1468
U2461	U2328	U2265	C2200	U2140	A2080	A2015	A1938	A1876	G1737	G1670	U1596	C1533	A1479
A2462	G2329	G2266	G2201	G2141	U2081	U2016	U1939	A1877	G1738	U1671	A1597	U1534	U1469
G2463	G2330	A2267	U2203	A2142	A2082	G	U1940	G1878	A1739	A1588	A1598	A1535	G1471
G2466	C2332	A2268	G2204	A2143	G2083	U2019	C1941	G1879	A1740	C1675	U1599	A1536	C1472
C2467	A2333	A2269	A2205	G2144	C2084	A2020	C1942	U1880	C1741	G1676	C1600	G	U1473
U2468	G2334	C2270	C2206	C2145	U2085	C2021	U1943	G1881	U1742	A1677	U1539	U1540	U1474
A2469	U2335	G2271	C2207	C2146	U2086	U2022	U1944	U1882	G1743	A1678	A1603	G1541	U1475
G2470	A2336	U2272	C2208	A2147	G2087	C2023	G1945	C1883	A1744	A1679	C1604	U1542	U1476
A2471	G2337	G	G2209	G2148	A2088	G2024	U1946	G1884	A1745	A1680	A1609	G1546	U1481
G2472	U2338	G2276	U2210	U2149	C2089	C2025	C1947	A1885	A1746	C1605	C1606	C1547	U1482
U2473	C2339	G	A2211	C2150	A2090	U2026	G1948	U1886	A1754	G1612	U1548	U1543	U1483
G2474	A2212	G2279	A2212	U2151	C2091	G2027	G1949	G1887	G	G1613	A1549	C1550	U1484
U2475	U2213	G2280	C2214	G2152	U2092	A2033	U1955	U1888	U1758	G1614	U1553	U1554	U1486
A2476	C2214	A2281	C2215	C2153	G2093	G2028	U1956	A1889	C1759	A1616	G1620	U1555	U1487
G2484	G2215	G2282	G2216	A2154	A2094	A2030	C1965	G1890	U1760	G1621	U1556	U1554	C1488
U2485	G2216	C2283	G2217	U2155	A2095	A2031	C1966	G1896	C1761	G1622	U1557	U1554	C1489
G2486	A2284	A2284	G2217	U2156	C2096	U2032	C1967	U1897	U1762	G1623	U1558	U1554	A1490
U2487	G2285	G2285	G2218	G2157	A2097	G2033	A1966	U1898	U1763	C1624	U1559	U1557	G1491
G2488	U2286	G2286	G	U2098	U2098	U2034	G1968	A1899	C1764	U1624	C1568	C1557	U1487
U2489	A2287	A2287	G2221	C	U2099	G2035	U1963	C1896	U1765	G1625	U1560	C1557	C1493
U2490	C2222	G2288	G2222	C	C2100	C2036	G1964	G1896	C1766	G1626	G1628	U1559	A1494
U2491	G2223	G2289	G2223	C	A2101	A2037	C1965	U1896	U1767	U1692	C1560	C1560	A1495
U2492	G2224	G2290	G2224	G	C2102	G2038	A1966	U1898	U1768	C1627	G1633	U1562	A1496
A2497	A2225	U2291	A2225	C	C2103	U2039	C1967	U1899	U1769	C1628	U1563	U1562	G1501
C2498	G2226	G2292	G2226	C	C2104	G2040	A1968	U1900	U1770	U1629	U1564	C1564	A1502
C2499	U2227	G2293	A2227	C	U2105	U2041	A1969	A1901	U1771	C1630	U1565	C1565	A1503
G2502	G2228	G2294	G2228	U	U2106	A2042	A1970	C1902	C1773	G1631	U1566	A1502	A1503
A2503	U2229	G2295	U2229	U	G2107	C2043	U1971	G1903	A1772	G1632	U1567	A1504	A1504
U2504	G2230	U2296	G2230	G	A2108	G	G1972	G1904	A1773	U1562	U1568	U1506	U1506
G2505	U2231	A2297	U2231	A	U2109	C2047	G1973	C1905	C1774	C1704	U1569	C1567	A1507
U2506	G2232	A2298	G2232	A	G2110	G2048	C1974	G1906	U1775	A1705	U1570	A1571	A1508
C2507	U2233	U2299	U2233	A	U	G2049	A1977	G1907	U1776	C1708	U1572	A1572	A1509
G2508	G2234	G2300	G2234	U	G	C2050	G	A1912	U1777	U1709	U1573	C1573	G1510
C2509	U2235	C2301	G2235	A	U	A2051	G1983	A1913	A1783	U1712	U1574	C1574	G1511
U2510	G2236	U2302	U2236	C	A	A2052	G1984	A1914	A1784	A1713	U1575	C1575	U1512
G2511	G2237	C2303	G2237	C	G	G2053	C1985	C1914	U1785	U1714	U1576	U1576	U1513
U2511	U2238	U2304	U2238	A	U	A2054	C1986	U1915	U1786	G1715	G1577	U1577	G1514
C2512	C2310	U2243	U2243	G	U	A2062	G1991	U1916	A1787	U1716	U1578	U1578	A1515
A2513	G2311	U2245	U2245	G	C	G2063	G1992	U1917	C1788	A1717	U1579	U1579	G1516
G2514	A2311	G2246	G2246	G	U	U2064	U1993	U1918	A1789	G1718	A1584	A1584	G1517
U2514	G2312	U2247	A2247	G	C	C2065	U1994	A1919	C1790	U1719	U1585	U1585	C1581
C2515	A2313	A2248	C2248	A	U	C2066	U1995	U1923	C1792	G1721	A1654	A1579	G1516
A2516	G2314	U2249	G2249	G	C	U2067	C1996	C1924	C1793	A1722	C1655	A1580	G1517
C2517	A2315	G2250	G2250	G	U	U2068	A1998	U1926	C1795	G1723	U1657	C1582	G1519



• Molecule 24: 50S ribosomal protein L11

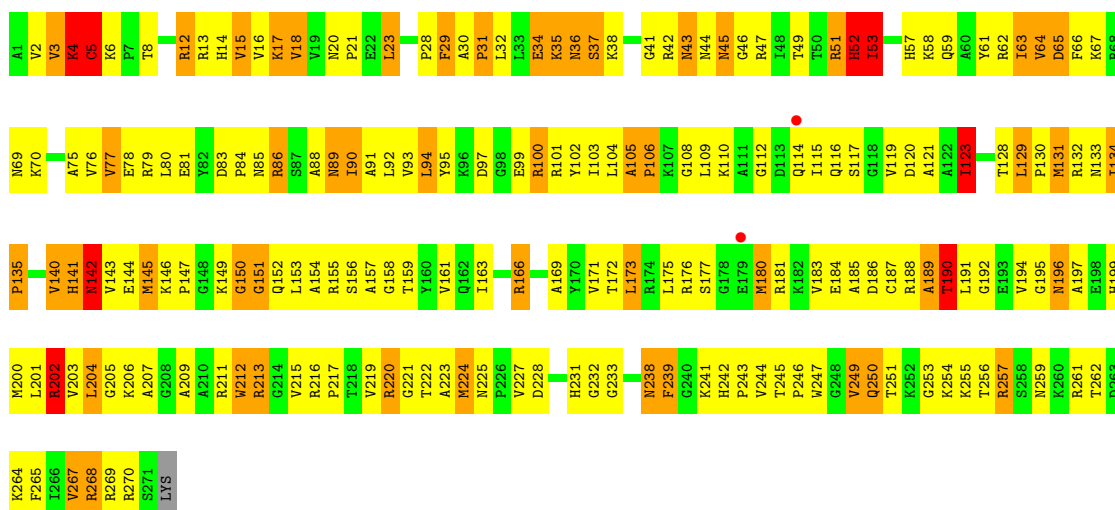


• Molecule 24: 50S ribosomal protein L11



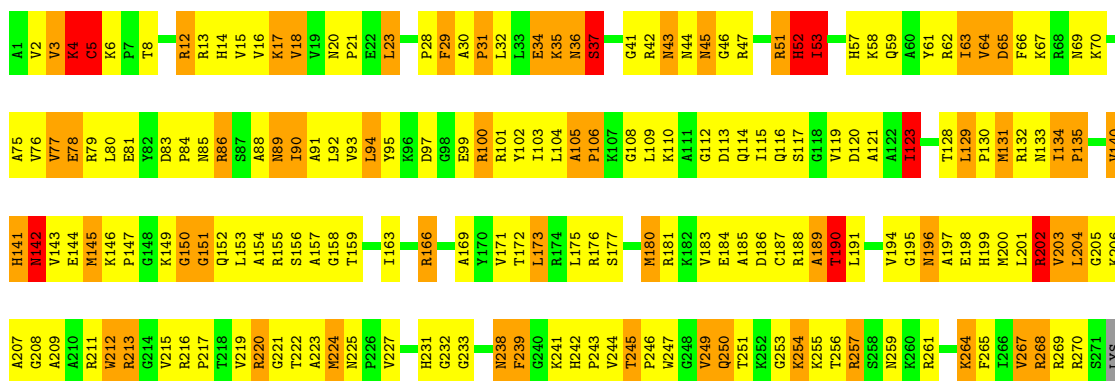
• Molecule 25: 50S ribosomal protein L2





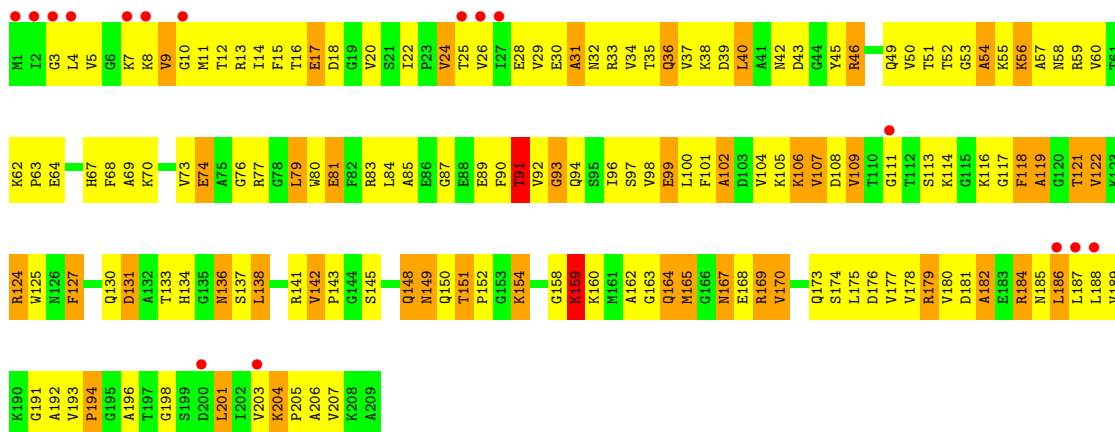
- Molecule 25: 50S ribosomal protein L2

Chain DC: 29% 47% 20%

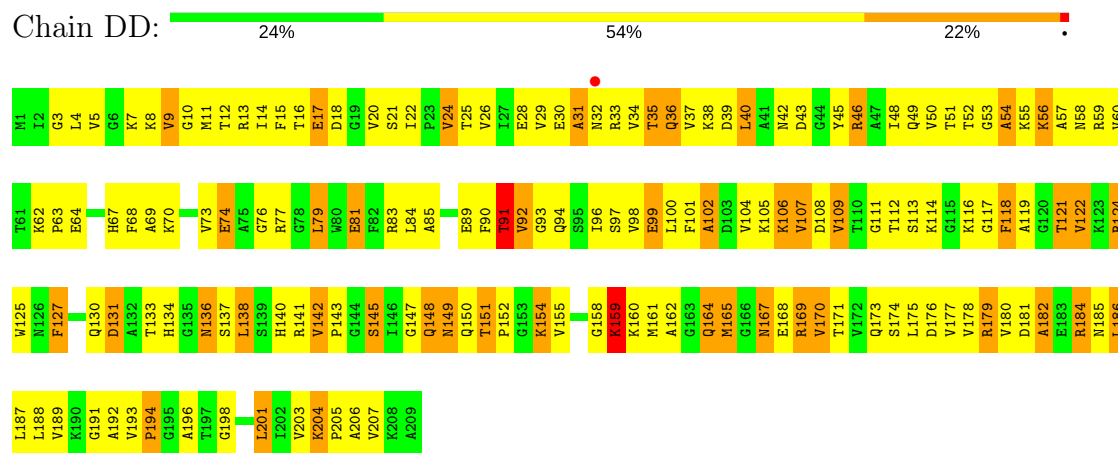


- Molecule 26: 50S ribosomal protein L3

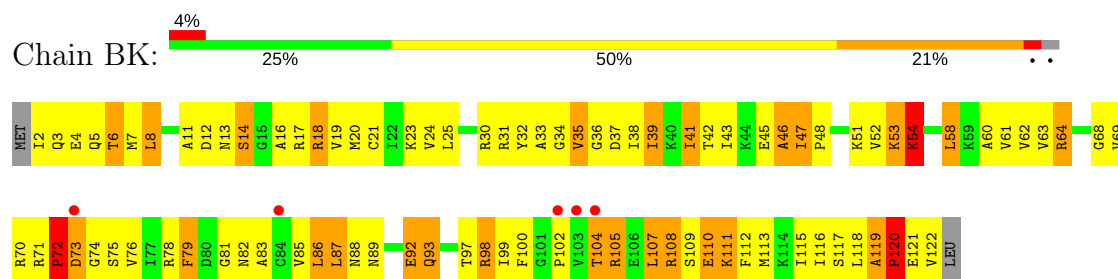
Chain BD: 8% 26% 52% 21%



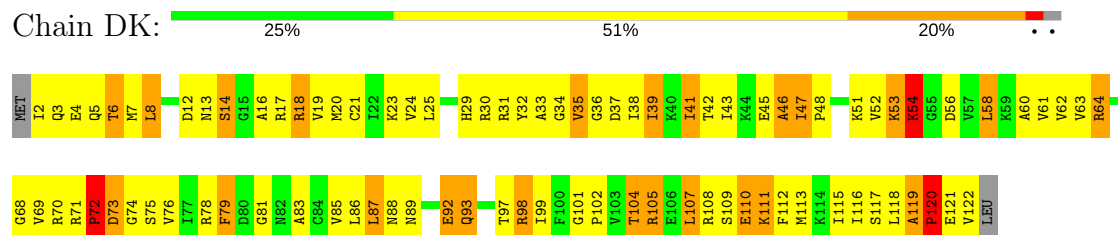
- Molecule 26: 50S ribosomal protein L3



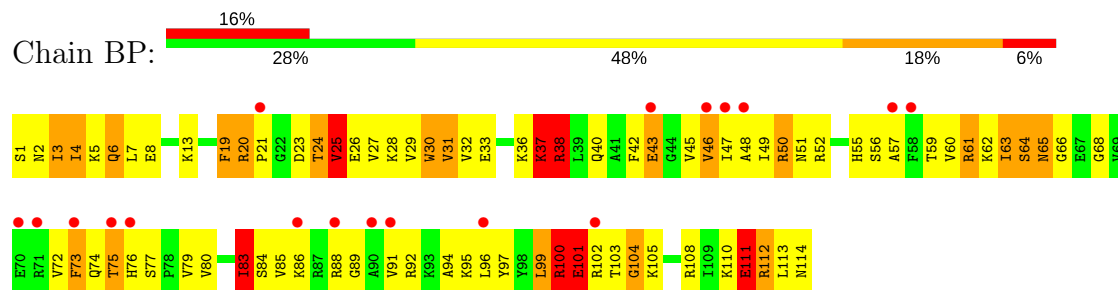
- Molecule 27: 50S ribosomal protein L14



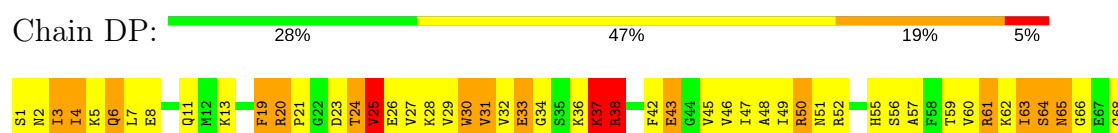
- Molecule 27: 50S ribosomal protein L14



- Molecule 28: 50S ribosomal protein L19

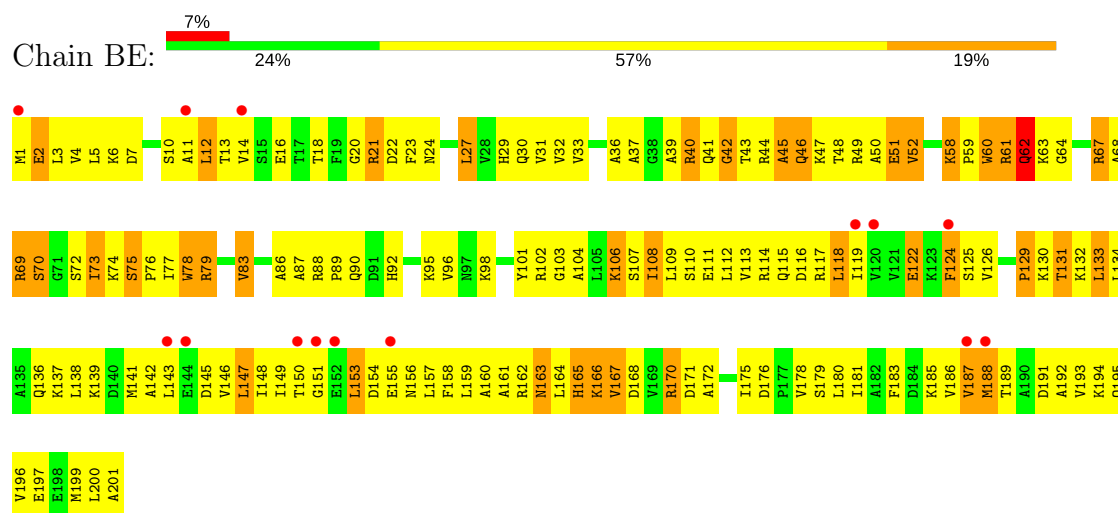


- Molecule 28: 50S ribosomal protein L19

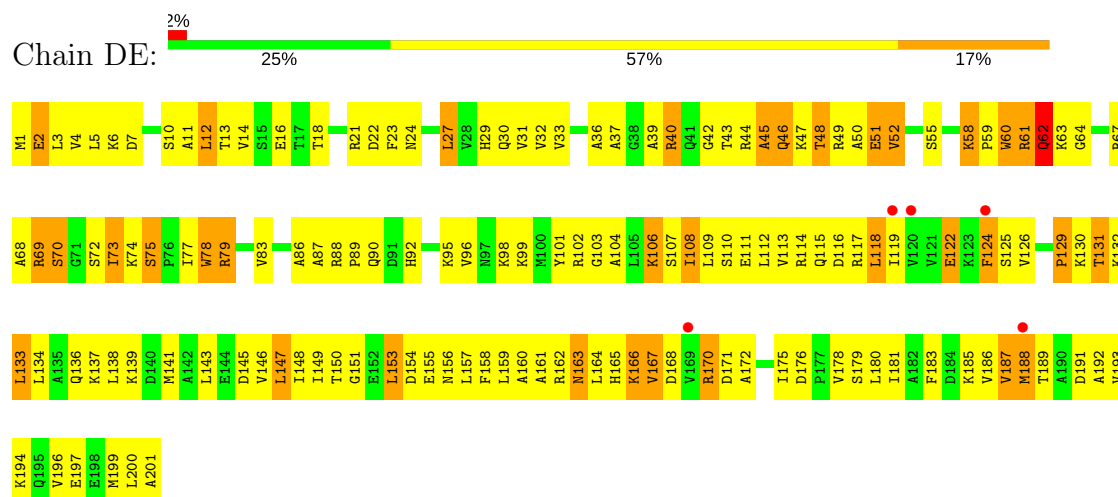




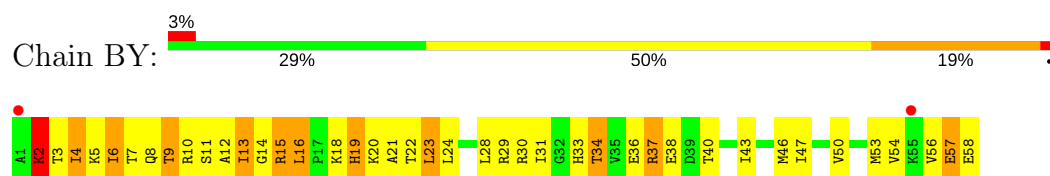
• Molecule 29: 50S ribosomal protein L4



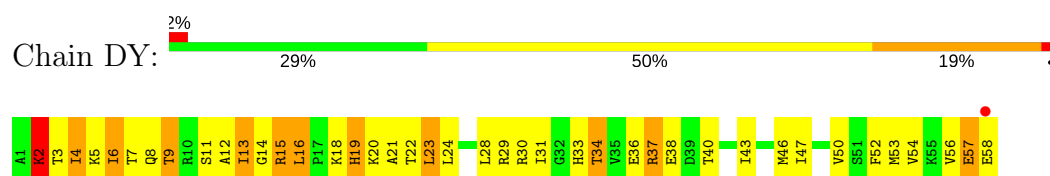
• Molecule 29: 50S ribosomal protein L4



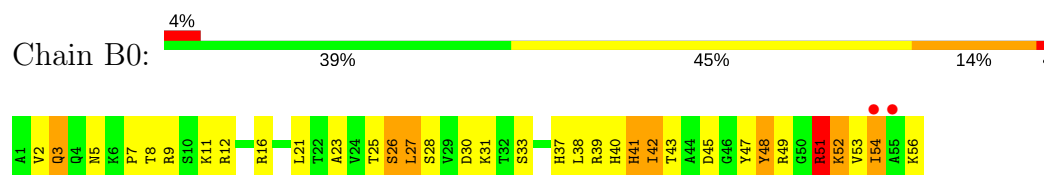
• Molecule 30: 50S ribosomal protein L30



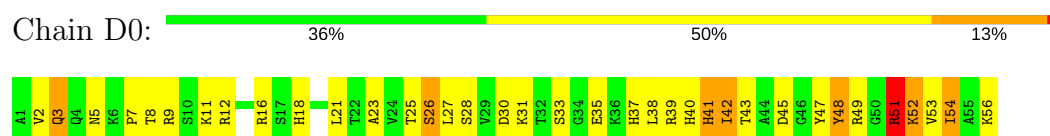
• Molecule 30: 50S ribosomal protein L30



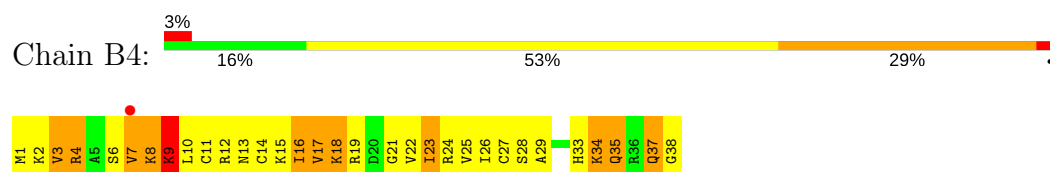
- Molecule 31: 50S ribosomal protein L32



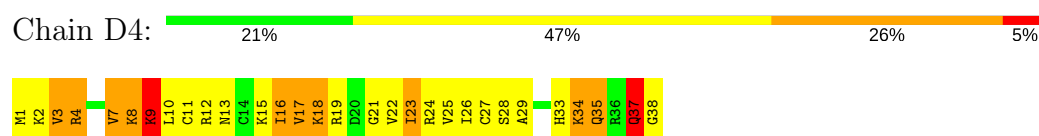
- Molecule 31: 50S ribosomal protein L32



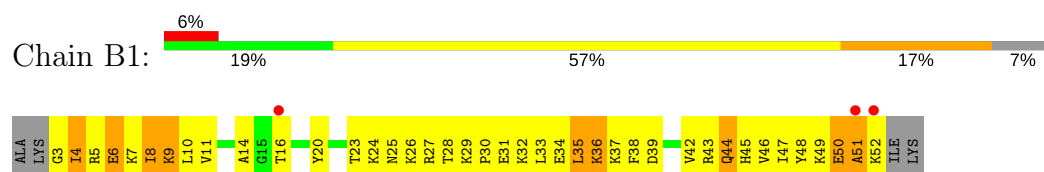
- Molecule 32: 50S ribosomal protein L36



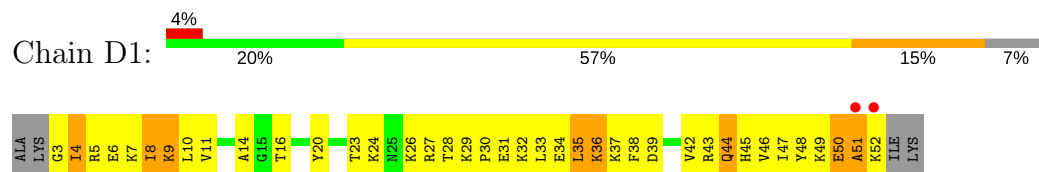
- Molecule 32: 50S ribosomal protein L36




- Molecule 33: 50S ribosomal protein L33




- Molecule 33: 50S ribosomal protein L33



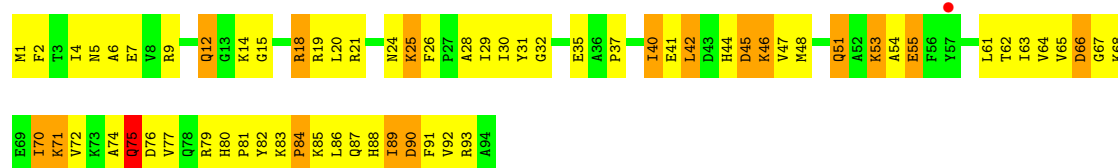
- Molecule 34: 50S ribosomal protein L35



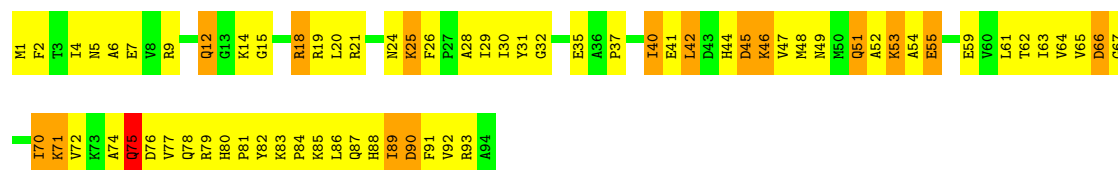
- Molecule 34: 50S ribosomal protein L35



• Molecule 35: 50S ribosomal protein L25



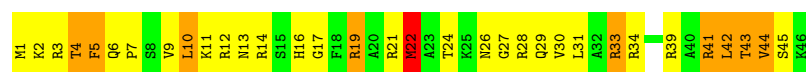
• Molecule 35: 50S ribosomal protein L25



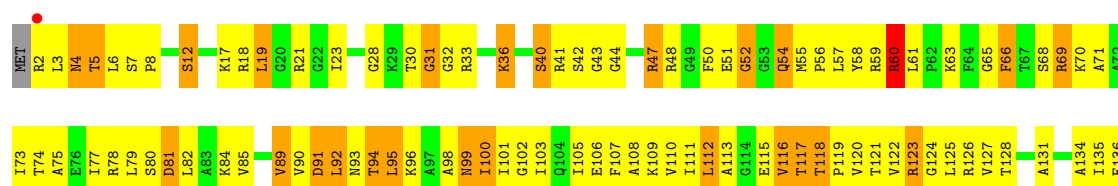
• Molecule 36: 50S ribosomal protein L34



• Molecule 36: 50S ribosomal protein L34



• Molecule 37: 50S ribosomal protein L15



A137
A138
G139
G140
K141
I142
E143
E144

• Molecule 37: 50S ribosomal protein L15

Chain DL: 26% 54% 18% ..

MET R2 L3 N4 T5 L6 S7 P8 S12 S17 K17 R18 L19 L20 G20 R21 G22 L23 G28 G29 T30 G31 G32 R33 R36 R47 R48 V110 V111 G49 F50 E51 E52 Q54 Q55 P56 L57 Y58 Y59 R61 R62 R63 R64 R65 F66 T67 S68 R69 A70 A71 A72

I73 T74 A75 E76 I77 R78 L79 S80 D81 D82 A83 K84 R85 V85 V89 V90 L91 L92 L93 T94 T95 G96 G97 A98 A99 I100 I101 G102 I103 Q104 I105 I106 F107 K108 K109 V110 V111 L112 A113 G114 E115 Q116 T117 P118 P119 P120 T121 T122 R123 R124 L125 L126 V127 G128 A131 A134 I135 A136

A137
A138
G139
G140
K141
I142
E143
E144

• Molecule 38: 50S ribosomal protein L16

Chain BM: 3% 26% 53% 18% .

M1 L2 R6 F9 R10 H13 R16 R17 R18 G19 L20 L21 G22 G23 T24 D25 D26 S27 F31 G32 L33 K34 A35 V36 G37 R38 G39 R40 L41 T42 A43 R44 Q45 I46 E47 A48 A49 R50 M53 T54 R55 A56 V57 K58 R59 Q60 G61 R62 R63 T64 T65 R66 V67 P68

P69 D70 K71 P72 I73 L78 M82 G83 K84 G85 K86 G87 E90 Y91 W92 V93 A94 L95 L96 P96 P98 G99 K100 V101 L102 Y103 G104 M105 G106 G107 V108 P109 T110 E111 L112 E115 A116 F117 K118 L119 A120 K123 L124 P125 L126 K127 T128 T129 F130 T131 T132 T133 T134 V135 M136

• Molecule 38: 50S ribosomal protein L16

Chain DM: 3% 28% 53% 17% .

M1 L2 R6 R10 H13 R16 R17 R18 G19 L20 L21 G22 G23 T24 D25 V26 S27 F28 F29 G29 S30 F31 G32 L33 K34 A35 V36 G37 R38 G39 R40 L41 T42 A43 R44 Q45 I46 E47 A48 A49 R50 M53 T54 R55 A56 V57 K58 R59 Q60 G61 R62 R63 T64 T65 R66 V67

P68 P69 D70 K71 P72 I73 L78 M82 G83 K84 G85 K86 G87 E90 Y91 W92 V93 A94 L95 L96 P96 P98 G99 K100 V101 L102 Y103 G104 M105 G106 G107 V108 P109 T110 E111 L112 E115 A116 F117 K118 L119 A120 K123 L124 P125 L126 K127 T128 T129 F130 T131 T132 T133 T134 V135

M136

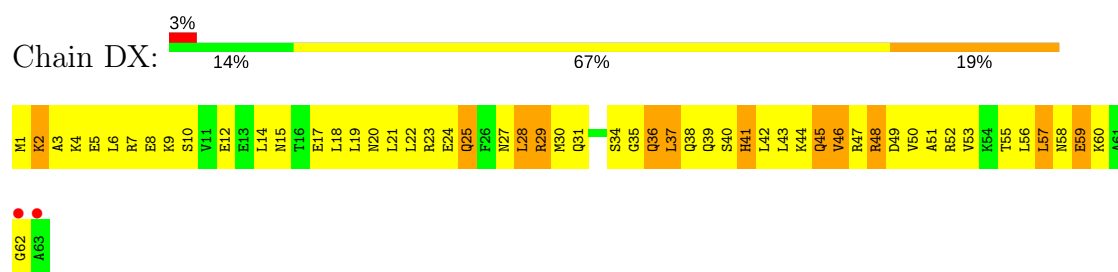
• Molecule 39: 50S ribosomal protein L29

Chain BX: 3% 17% 67% 16%

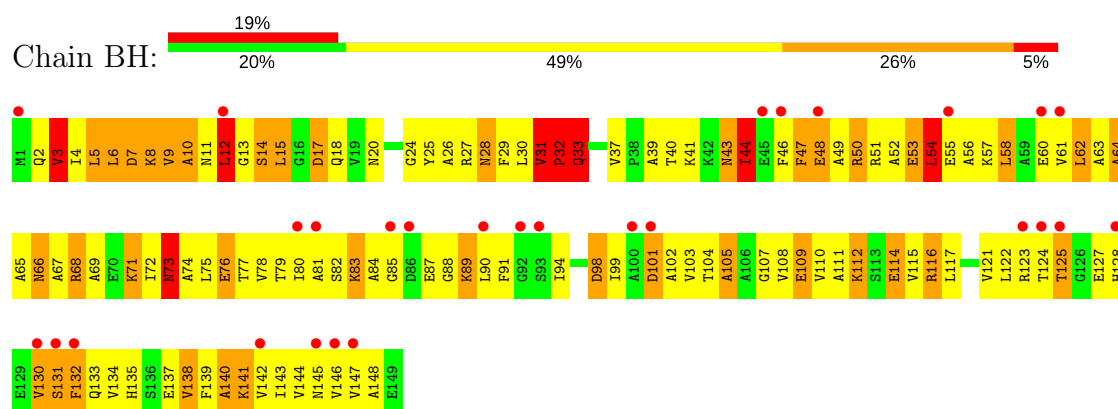
M1 K2 A3 K4 E5 L6 R7 E8 K9 V11 V12 E13 L14 M15 T16 E17 L18 L19 N20 L21 L22 R23 R24 E25 F26 S27 N28 L29 R29 M30 Q31 S34 Q35 Q36 L37 Q38 Q39 S40 H41 L42 L43 K44 Q45 V46 R47 R48 D49 V50 A51 R52 R53 K54 L55 L56 L57 N58 E59 K60 A61

G62
A63

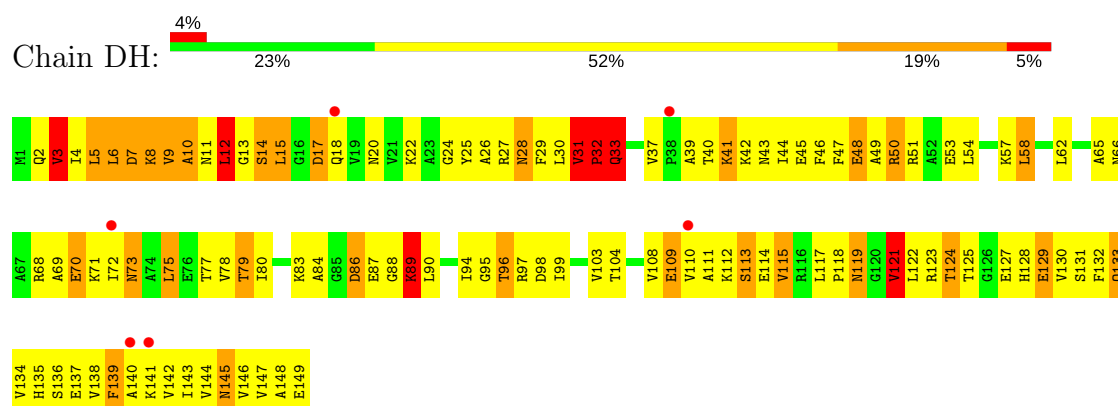
• Molecule 39: 50S ribosomal protein L29



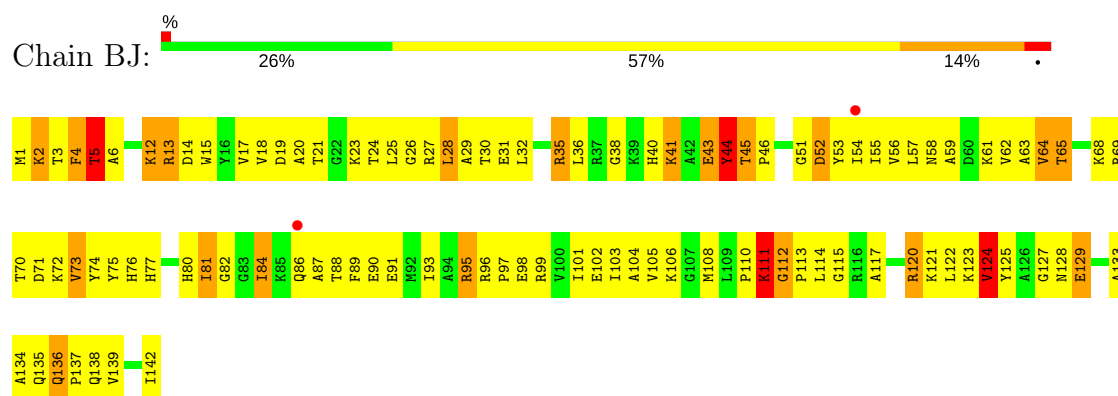
• Molecule 40: 50S ribosomal protein L9



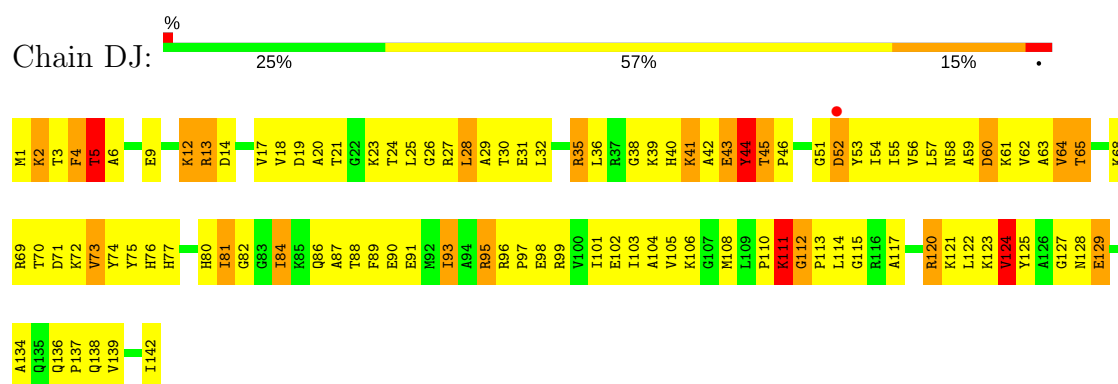
• Molecule 40: 50S ribosomal protein L9



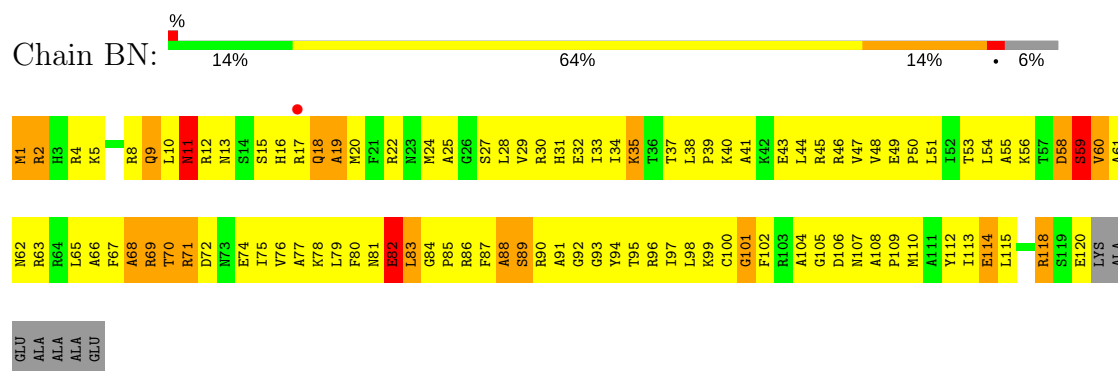
• Molecule 41: 50S ribosomal protein L13



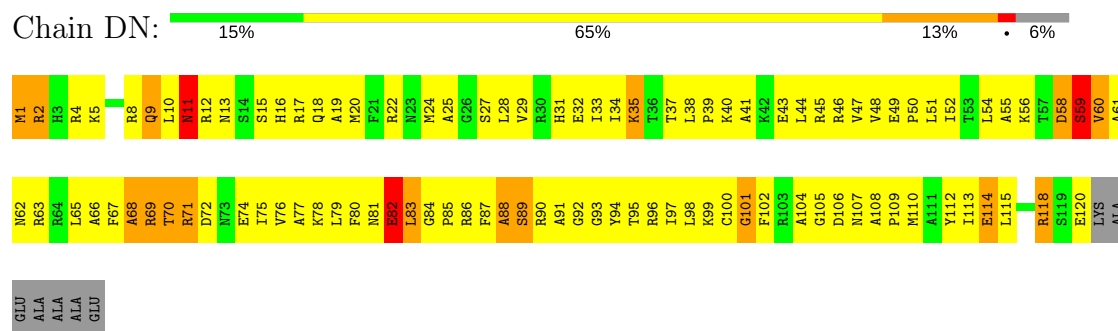
• Molecule 41: 50S ribosomal protein L13



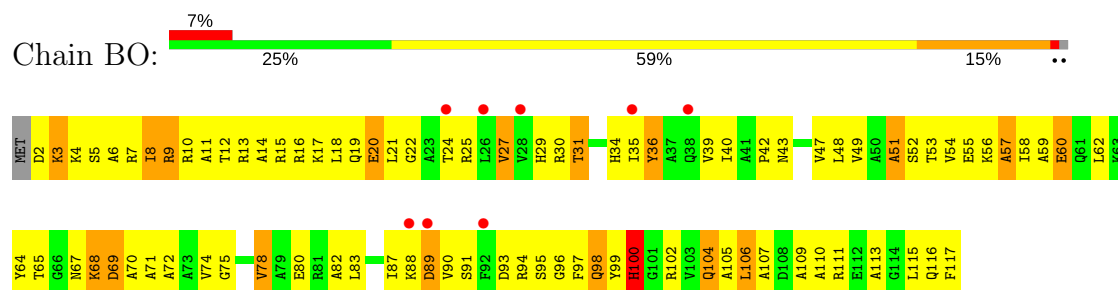
• Molecule 42: 50S ribosomal protein L17



• Molecule 42: 50S ribosomal protein L17

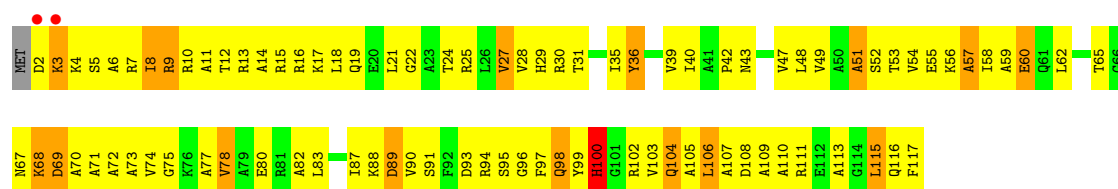


• Molecule 43: 50S ribosomal protein L18



• Molecule 43: 50S ribosomal protein L18

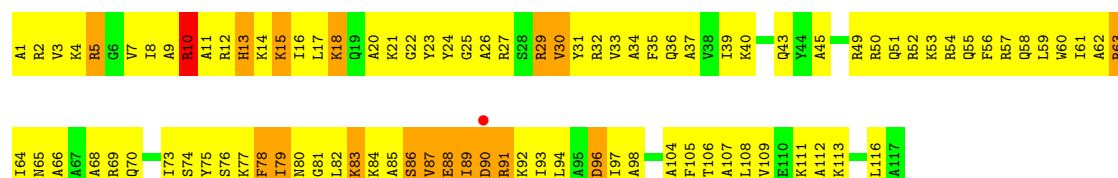




• Molecule 44: 50S ribosomal protein L20



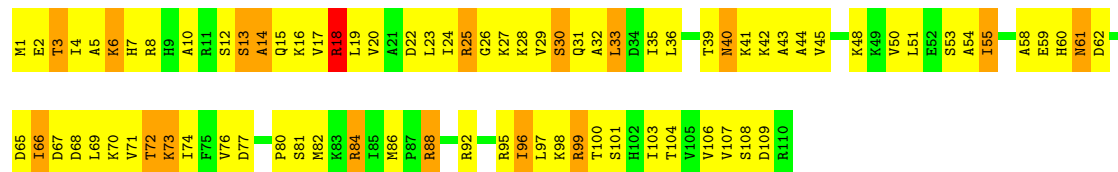
• Molecule 44: 50S ribosomal protein L20



• Molecule 45: 50S ribosomal protein L22

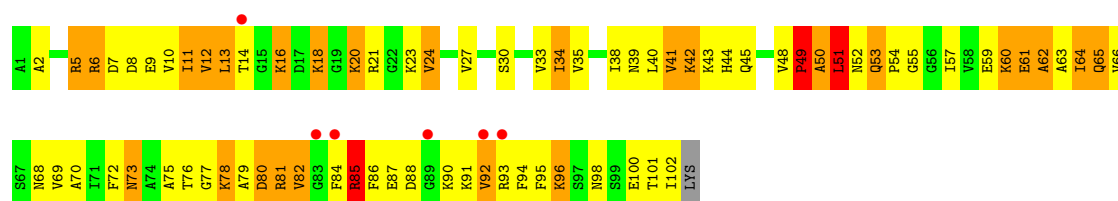


• Molecule 45: 50S ribosomal protein L22

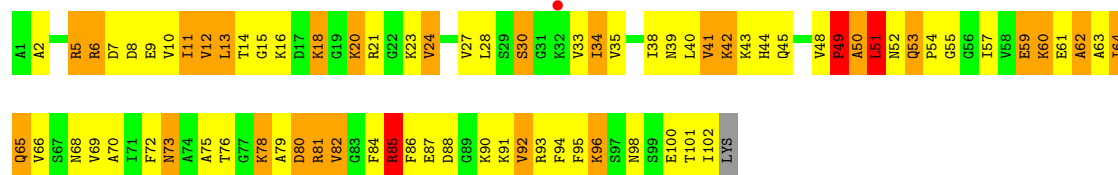


• Molecule 46: 50S ribosomal protein L24

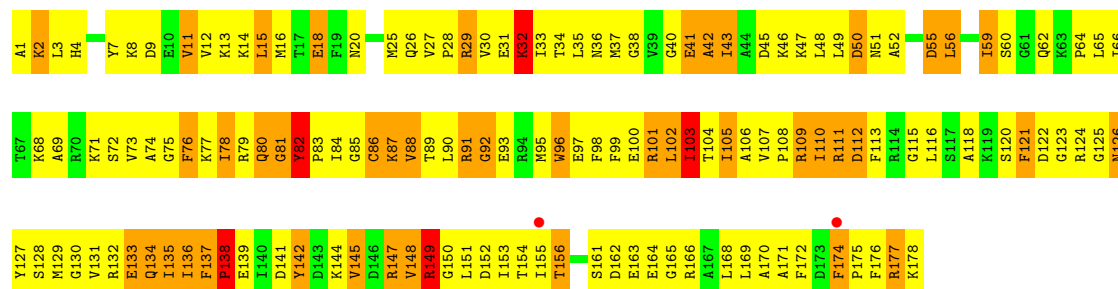
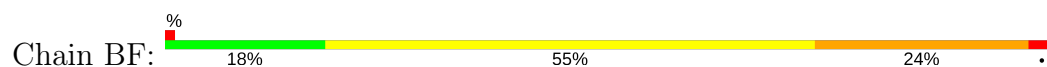




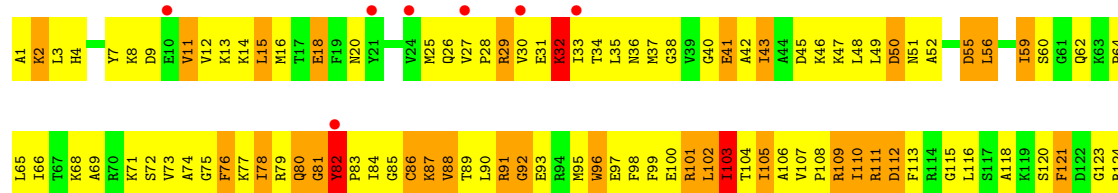
• Molecule 46: 50S ribosomal protein L24



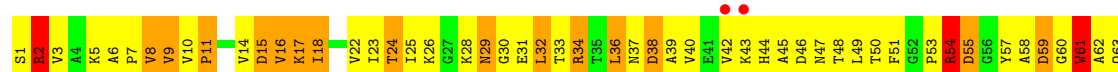
• Molecule 47: 50S ribosomal protein L5

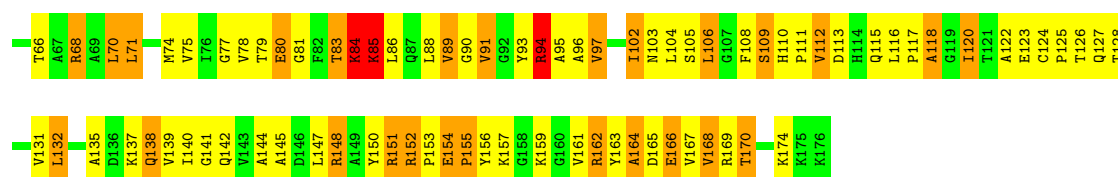


• Molecule 47: 50S ribosomal protein L5

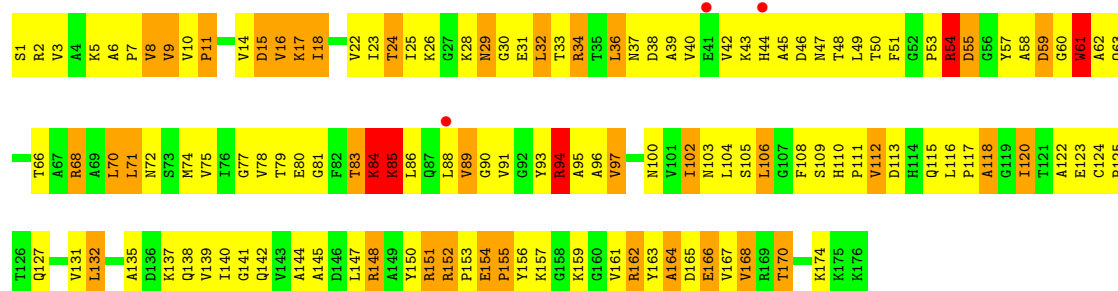


• Molecule 48: 50S ribosomal protein L6

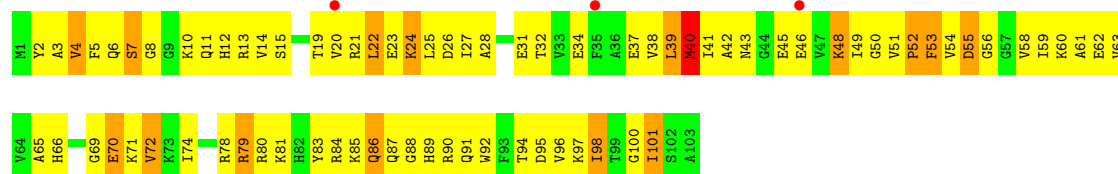




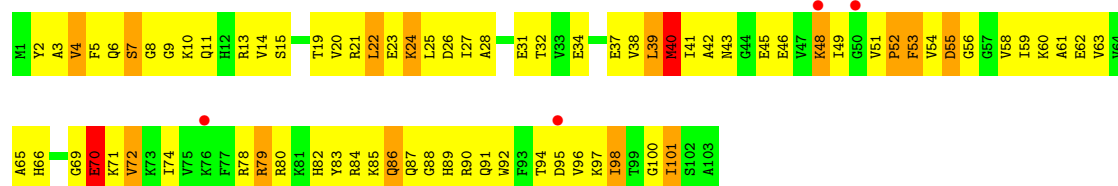
• Molecule 48: 50S ribosomal protein L6



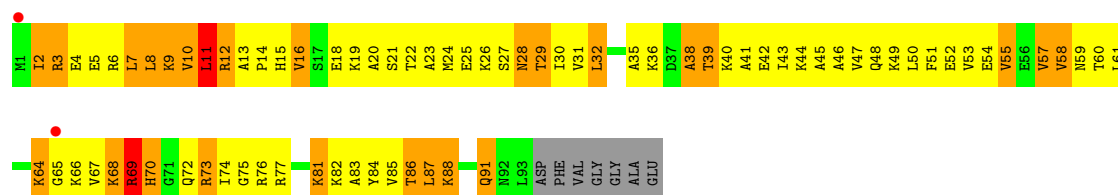
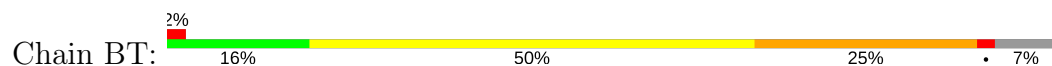
• Molecule 49: 50S ribosomal protein L21



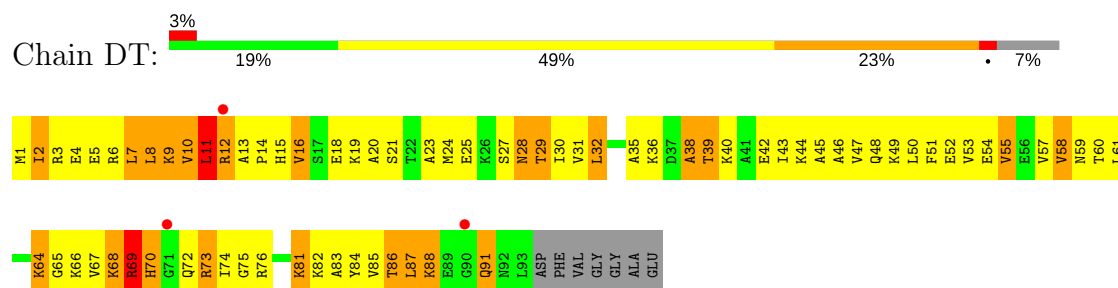
• Molecule 49: 50S ribosomal protein L21



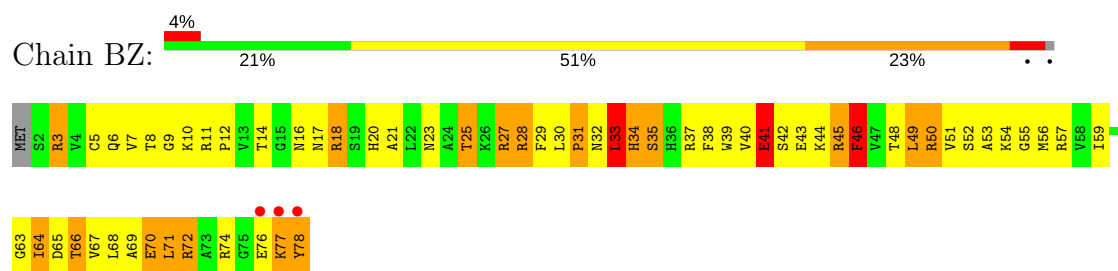
• Molecule 50: 50S ribosomal protein L23



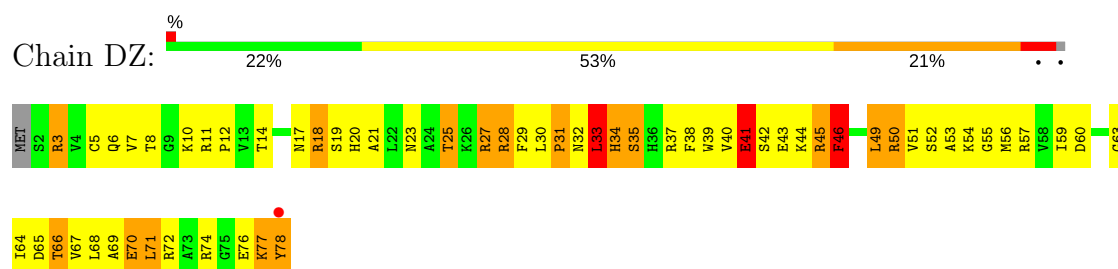
- Molecule 50: 50S ribosomal protein L23



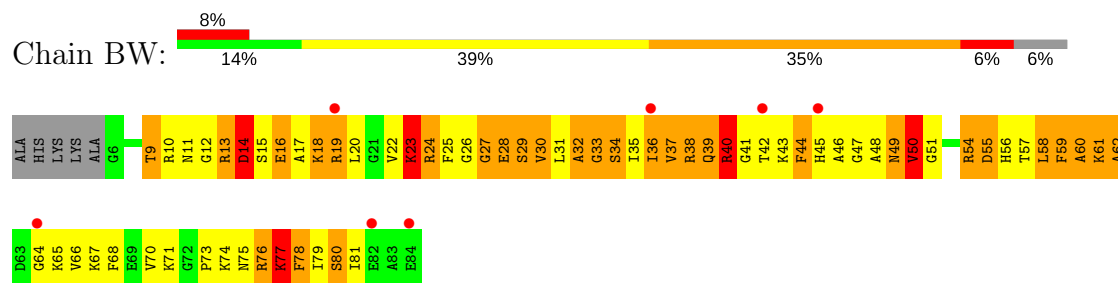
- Molecule 51: 50S ribosomal protein L28



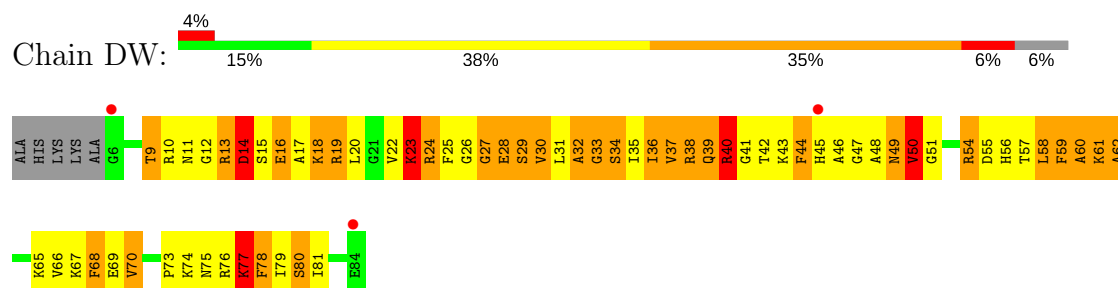
- Molecule 51: 50S ribosomal protein L28



- Molecule 52: 50S ribosomal protein L27

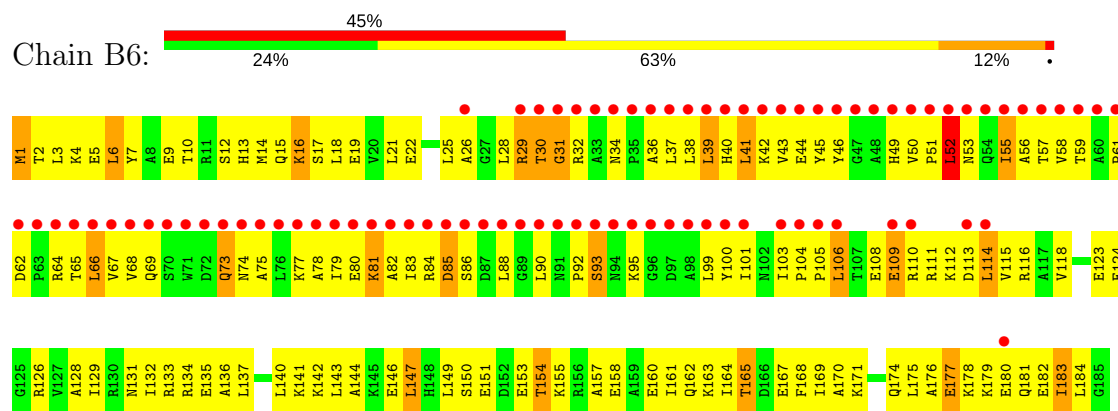


- Molecule 52: 50S ribosomal protein L27



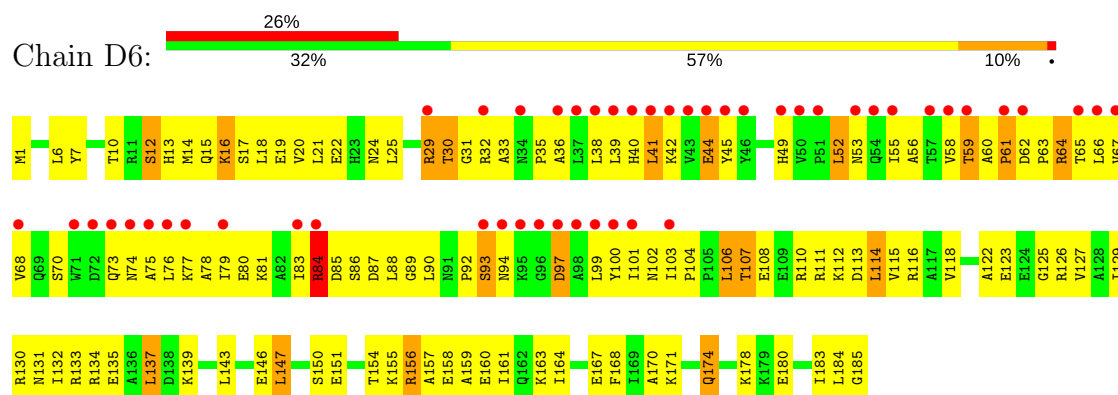
• Molecule 53: 50S ribosomal protein RRF

Chain B6:



• Molecule 53: 50S ribosomal protein RRF

Chain D6:



4 Data and refinement statistics

Property	Value	Source
Space group	P 21 21 21	Depositor
Cell constants a, b, c, α , β , γ	208.54Å 378.89Å 736.90Å 90.00° 90.00° 90.00°	Depositor
Resolution (Å)	40.00 – 4.00 138.07 – 4.15	Depositor EDS
% Data completeness (in resolution range)	87.4 (40.00-4.00) 87.4 (138.07-4.15)	Depositor EDS
R_{merge}	0.08	Depositor
R_{sym}	(Not available)	Depositor
$\langle I/\sigma(I) \rangle$ ¹	2.14 (at 4.15Å)	Xtriage
Refinement program	CNS	Depositor
R, R_{free}	0.261 , 0.305 0.238 , 0.276	Depositor DCC
R_{free} test set	18876 reflections (5.19%)	DCC
Wilson B-factor (Å ²)	133.1	Xtriage
Anisotropy	0.323	Xtriage
Bulk solvent k_{sol} (e/Å ³), B_{sol} (Å ²)	0.22 , 74.2	EDS
L-test for twinning ²	$\langle L \rangle = 0.48$, $\langle L^2 \rangle = 0.31$	Xtriage
Estimated twinning fraction	No twinning to report.	Xtriage
F_o, F_c correlation	0.92	EDS
Total number of atoms	287083	wwPDB-VP
Average B, all atoms (Å ²)	72.0	wwPDB-VP

Xtriage's analysis on translational NCS is as follows: *The largest off-origin peak in the Patterson function is 1.69% of the height of the origin peak. No significant pseudotranslation is detected.*

¹Intensities estimated from amplitudes.

²Theoretical values of $\langle |L| \rangle$, $\langle L^2 \rangle$ for acentric reflections are 0.5, 0.333 respectively for untwinned datasets, and 0.375, 0.2 for perfectly twinned datasets.

5 Model quality ⓘ

5.1 Standard geometry ⓘ

Bond lengths and bond angles in the following residue types are not validated in this section: ZN, MG, LLL

The Z score for a bond length (or angle) is the number of standard deviations the observed value is removed from the expected value. A bond length (or angle) with $|Z| > 5$ is considered an outlier worth inspection. RMSZ is the root-mean-square of all Z scores of the bond lengths (or angles).

Mol	Chain	Bond lengths		Bond angles	
		RMSZ	# Z >5	RMSZ	# Z >5
1	AA	0.29	3/36762 (0.0%)	0.78	21/57350 (0.0%)
1	CA	0.29	4/36762 (0.0%)	0.78	22/57350 (0.0%)
2	AC	0.23	0/1651	0.44	0/2225
2	CC	0.23	0/1651	0.44	0/2225
3	AD	0.23	0/1665	0.44	0/2227
3	CD	0.23	0/1665	0.44	0/2227
4	AE	0.23	0/1118	0.46	0/1504
4	CE	0.23	0/1118	0.46	0/1504
5	AF	0.24	0/835	0.45	0/1128
5	CF	0.24	0/835	0.45	0/1128
6	AG	0.23	0/1187	0.46	0/1591
6	CG	0.23	0/1211	0.46	0/1624
7	AH	0.23	0/989	0.44	0/1326
7	CH	0.23	0/989	0.44	0/1326
8	AI	0.24	0/1034	0.46	0/1375
8	CI	0.24	0/1033	0.46	0/1375
9	AJ	0.22	0/796	0.48	0/1077
9	CJ	0.22	0/796	0.48	0/1077
10	AK	0.24	0/893	0.46	0/1205
10	CK	0.24	0/893	0.46	0/1205
11	AL	0.22	0/969	0.50	0/1300
11	CL	0.22	0/969	0.50	0/1300
12	AM	0.21	0/892	0.46	0/1193
12	CM	0.21	0/884	0.46	0/1181
13	AN	0.24	0/785	0.45	0/1043
13	CN	0.24	0/785	0.45	0/1043
14	AO	0.23	0/722	0.47	0/964
14	CO	0.23	0/722	0.47	0/964
15	AP	0.25	0/659	0.46	0/884
15	CP	0.25	0/648	0.47	0/870
16	AQ	0.24	0/657	0.47	0/881
16	CQ	0.24	0/666	0.47	0/892

Mol	Chain	Bond lengths		Bond angles	
		RMSZ	# Z >5	RMSZ	# Z >5
17	AR	0.23	0/462	0.46	0/621
17	CR	0.23	0/462	0.46	0/621
18	AS	0.25	0/652	0.47	0/877
18	CS	0.25	0/660	0.48	0/888
19	AT	0.23	0/671	0.39	0/888
19	CT	0.23	0/671	0.39	0/888
20	AB	0.25	0/1735	0.45	0/2338
20	CB	0.25	0/1735	0.45	0/2338
21	AU	0.26	0/430	0.48	0/570
21	CU	0.26	0/430	0.48	0/570
22	BA	0.28	0/2803	0.76	1/4371 (0.0%)
22	DA	0.28	0/2803	0.76	0/4371
23	BB	0.28	6/68314 (0.0%)	0.78	48/106569 (0.0%)
23	DB	0.30	6/68314 (0.0%)	0.79	48/106569 (0.0%)
24	BI	0.24	0/1046	0.47	0/1410
24	DI	0.25	0/1046	0.48	0/1410
25	BC	0.22	0/2121	0.48	0/2852
25	DC	0.22	0/2121	0.48	0/2852
26	BD	0.24	0/1586	0.49	0/2134
26	DD	0.24	0/1586	0.49	0/2134
27	BK	0.24	0/939	0.55	0/1258
27	DK	0.24	0/939	0.55	0/1258
28	BP	0.24	0/929	0.51	0/1242
28	DP	0.24	0/929	0.51	0/1242
29	BE	0.24	0/1571	0.51	0/2113
29	DE	0.24	0/1571	0.51	0/2113
30	BY	0.23	0/453	0.49	0/605
30	DY	0.23	0/453	0.49	0/605
31	B0	0.22	0/450	0.55	0/599
31	D0	0.23	0/450	0.55	0/599
32	B4	0.23	0/303	0.47	0/397
32	D4	0.23	0/303	0.47	0/397
33	B1	0.27	0/416	0.49	0/554
33	D1	0.27	0/416	0.49	0/554
34	B3	0.24	0/513	0.48	0/676
34	D3	0.24	0/513	0.48	0/676
35	BV	0.25	0/766	0.43	0/1025
35	DV	0.25	0/766	0.43	0/1025
36	B2	0.25	0/380	0.48	0/498
36	D2	0.25	0/380	0.48	0/498
37	BL	0.23	0/1054	0.48	0/1403
37	DL	0.23	0/1054	0.48	0/1403
38	BM	0.25	0/1093	0.48	0/1460

Mol	Chain	Bond lengths		Bond angles	
		RMSZ	# Z >5	RMSZ	# Z >5
38	DM	0.25	0/1093	0.48	0/1460
39	BX	0.24	0/510	0.53	0/677
39	DX	0.24	0/510	0.53	0/677
40	BH	0.25	0/1122	0.48	0/1515
40	DH	0.25	0/1122	0.48	0/1515
41	BJ	0.24	0/1152	0.48	0/1551
41	DJ	0.23	0/1152	0.48	0/1551
42	BN	0.24	0/973	0.51	0/1301
42	DN	0.24	0/973	0.51	0/1301
43	BO	0.23	0/902	0.49	0/1209
43	DO	0.23	0/902	0.49	0/1209
44	BQ	0.25	0/960	0.49	0/1278
44	DQ	0.26	0/960	0.49	0/1278
45	BS	0.22	0/864	0.52	0/1156
45	DS	0.22	0/864	0.52	0/1156
46	BU	0.25	0/787	0.47	0/1051
46	DU	0.25	0/787	0.47	0/1051
47	BF	0.26	0/1444	0.52	0/1937
47	DF	0.26	0/1444	0.52	0/1937
48	BG	0.23	0/1343	0.47	0/1816
48	DG	0.23	0/1343	0.47	0/1816
49	BR	0.25	0/829	0.50	0/1107
49	DR	0.25	0/829	0.50	0/1107
50	BT	0.23	0/744	0.55	0/994
50	DT	0.22	0/744	0.55	0/994
51	BZ	0.25	0/635	0.51	0/848
51	DZ	0.25	0/635	0.52	0/848
52	BW	0.28	0/603	0.51	0/797
52	DW	0.28	0/603	0.51	0/797
53	B6	0.23	0/1497	0.52	1/2017 (0.0%)
53	D6	0.30	0/1497	0.58	1/2017 (0.0%)
All	All	0.28	19/309353 (0.0%)	0.71	142/462003 (0.0%)

Chiral center outliers are detected by calculating the chiral volume of a chiral center and verifying if the center is modelled as a planar moiety or with the opposite hand. A planarity outlier is detected by checking planarity of atoms in a peptide group, atoms in a mainchain group or atoms of a sidechain that are expected to be planar.

Mol	Chain	#Chirality outliers	#Planarity outliers
1	AA	0	16
1	CA	0	17
23	BB	0	35

Continued on next page...

Continued from previous page...

Mol	Chain	#Chirality outliers	#Planarity outliers
23	DB	0	47
All	All	0	115

All (19) bond length outliers are listed below:

Mol	Chain	Res	Type	Atoms	Z	Observed(Å)	Ideal(Å)
23	BB	1086	A	C5-C6	-16.56	1.26	1.41
23	DB	1086	A	C5-C6	-16.53	1.26	1.41
23	DB	1088	A	C6-N1	-10.57	1.28	1.35
23	BB	1088	A	C6-N1	-10.52	1.28	1.35
1	CA	1213	A	P-OP1	-9.61	1.32	1.49
1	AA	1213	A	P-OP2	-9.47	1.32	1.49
23	BB	1060	U	C2-N3	7.84	1.43	1.37
23	DB	1060	U	C2-N3	7.78	1.43	1.37
1	CA	1125	U	P-OP1	-7.16	1.36	1.49
1	AA	93	U	C4'-C3'	-7.06	1.45	1.53
23	DB	1086	A	N7-C5	-6.75	1.35	1.39
23	BB	1086	A	N7-C5	-6.61	1.35	1.39
23	BB	1086	A	N3-C4	-6.44	1.30	1.34
23	DB	2318	G	O3'-P	-6.33	1.53	1.61
23	DB	1086	A	N3-C4	-5.95	1.31	1.34
1	CA	462	G	C4'-C3'	-5.46	1.47	1.52
1	AA	495	A	N3-C4	-5.07	1.31	1.34
1	CA	495	A	N3-C4	-5.06	1.31	1.34
23	BB	2144	G	C4'-C3'	-5.04	1.47	1.52

All (142) bond angle outliers are listed below:

Mol	Chain	Res	Type	Atoms	Z	Observed(°)	Ideal(°)
1	CA	1213	A	O5'-P-OP1	-31.90	72.42	110.70
1	AA	1213	A	O5'-P-OP2	-30.12	74.56	110.70
23	DB	2204	G	O5'-P-OP1	-29.74	75.02	110.70
23	BB	2204	G	O5'-P-OP2	-28.90	76.02	110.70
23	BB	2791	G	O5'-P-OP1	-28.07	77.02	110.70
23	DB	2791	G	O5'-P-OP2	-27.84	77.29	110.70
1	CA	1124	G	OP1-P-O3'	-20.02	61.16	105.20
23	BB	2204	G	O5'-P-OP1	18.05	132.37	110.70
23	BB	2791	G	O5'-P-OP2	17.97	132.26	110.70
23	DB	2791	G	O5'-P-OP1	17.87	132.15	110.70
23	DB	2204	G	O5'-P-OP2	17.66	131.89	110.70
1	CA	1125	U	O5'-P-OP1	-16.83	90.51	110.70
23	BB	2790	U	OP1-P-O3'	14.57	137.26	105.20

Continued on next page...

Continued from previous page...

Mol	Chain	Res	Type	Atoms	Z	Observed(°)	Ideal(°)
23	DB	2790	U	OP2-P-O3'	14.53	137.17	105.20
23	DB	2203	U	OP1-P-O3'	14.37	136.82	105.20
23	BB	2203	U	OP2-P-O3'	14.20	136.44	105.20
1	AA	1124	G	OP1-P-O3'	-11.49	79.92	105.20
1	CA	1213	A	O5'-P-OP2	9.80	122.46	110.70
1	CA	1125	U	O5'-P-OP2	9.67	122.31	110.70
1	AA	1213	A	O5'-P-OP1	9.42	122.00	110.70
23	DB	2272	U	C5-C4-O4	-9.11	120.43	125.90
23	BB	1552	A	N9-C1'-C2'	-9.02	102.08	112.00
23	DB	1552	A	N9-C1'-C2'	-8.70	102.43	112.00
1	CA	366	A	C2'-C3'-O3'	8.62	128.47	109.50
1	AA	366	A	C2'-C3'-O3'	8.60	128.41	109.50
23	BB	2272	U	C5-C4-O4	-8.59	120.74	125.90
23	DB	1088	A	N1-C6-N6	-8.31	113.61	118.60
23	BB	1088	A	N1-C6-N6	-8.22	113.67	118.60
1	CA	765	G	N9-C1'-C2'	-7.94	103.26	112.00
1	AA	1124	G	OP2-P-O3'	7.94	122.66	105.20
1	AA	765	G	N9-C1'-C2'	-7.91	103.30	112.00
1	CA	576	C	O5'-P-OP1	-7.83	98.65	105.70
1	CA	1124	G	OP2-P-O3'	7.54	121.78	105.20
1	CA	1212	U	OP2-P-O3'	7.43	121.56	105.20
23	BB	1439	A	N9-C1'-C2'	-7.36	103.90	112.00
1	AA	1212	U	OP1-P-O3'	7.34	121.35	105.20
23	DB	1060	U	C5-C4-O4	-7.32	121.51	125.90
23	DB	1350	C	C5'-C4'-C3'	-7.24	104.42	116.00
23	BB	1060	U	C5-C4-O4	-7.17	121.60	125.90
23	BB	1086	A	C4-C5-C6	7.09	120.54	117.00
23	DB	2733	A	N9-C1'-C2'	-7.02	104.28	112.00
23	DB	1086	A	C4-C5-C6	6.93	120.47	117.00
23	DB	1439	A	N9-C1'-C2'	-6.91	104.39	112.00
23	BB	1126	A	C5'-C4'-C3'	-6.52	105.56	116.00
1	AA	1409	C	C5'-C4'-C3'	-6.52	105.58	116.00
23	BB	2283	C	O5'-P-OP2	-6.43	99.91	105.70
23	BB	2733	A	N9-C1'-C2'	-6.43	104.93	112.00
23	BB	1088	A	C5-C6-N6	6.42	128.84	123.70
23	DB	1088	A	C5-C6-N6	6.41	128.83	123.70
23	BB	1086	A	C6-C5-N7	-6.30	127.89	132.30
1	CA	1424	U	C5'-C4'-C3'	-6.30	105.92	116.00
23	DB	1086	A	C6-C5-N7	-6.30	127.89	132.30
53	D6	29	ARG	NE-CZ-NH2	-6.26	117.17	120.30
1	CA	1124	G	O3'-P-O5'	6.15	115.68	104.00
23	BB	1552	A	C4'-C3'-O3'	6.14	125.29	113.00

Continued on next page...

Continued from previous page...

Mol	Chain	Res	Type	Atoms	Z	Observed(°)	Ideal(°)
23	BB	2790	U	O3'-P-O5'	-6.11	92.38	104.00
23	DB	1109	C	C5'-C4'-C3'	-6.08	106.28	116.00
23	DB	1126	A	C5'-C4'-O4'	6.04	116.34	109.10
23	DB	2619	C	C5'-C4'-C3'	-6.02	106.36	116.00
23	BB	2480	C	C5'-C4'-C3'	5.99	125.59	116.00
23	DB	1552	A	C4'-C3'-O3'	5.95	124.90	113.00
1	AA	328	C	C2'-C3'-O3'	5.94	123.21	113.70
1	CA	328	C	C2'-C3'-O3'	5.94	123.21	113.70
1	AA	1124	G	O3'-P-O5'	5.94	115.28	104.00
23	DB	2480	C	C5'-C4'-C3'	5.92	125.47	116.00
23	BB	2336	A	C4'-C3'-O3'	-5.88	97.05	109.40
23	DB	2790	U	O3'-P-O5'	-5.85	92.89	104.00
23	DB	2203	U	O3'-P-O5'	-5.84	92.89	104.00
1	AA	79	G	C4'-C3'-O3'	5.84	124.68	113.00
53	B6	31	GLY	N-CA-C	-5.83	98.51	113.10
23	DB	2322	A	OP2-P-O3'	5.83	118.03	105.20
1	CA	1032	G	C5'-C4'-C3'	-5.82	106.69	116.00
1	CA	40	C	C5'-C4'-C3'	-5.79	106.74	116.00
23	BB	690	G	C5'-C4'-C3'	-5.77	106.76	116.00
23	DB	101	A	C4'-C3'-O3'	-5.77	97.28	109.40
1	CA	1432	G	N9-C1'-C2'	-5.74	105.69	112.00
23	DB	1060	U	N1-C2-O2	-5.74	118.78	122.80
1	AA	1301	U	N1-C1'-C2'	5.73	121.45	114.00
1	CA	1301	U	N1-C1'-C2'	5.71	121.43	114.00
1	AA	1432	G	N9-C1'-C2'	-5.71	105.72	112.00
23	DB	2894	G	N9-C1'-C2'	-5.70	105.73	112.00
23	DB	745	G	C5'-C4'-C3'	-5.68	106.91	116.00
23	BB	1060	U	N1-C2-O2	-5.68	118.82	122.80
23	DB	353	C	C5'-C4'-C3'	-5.67	106.93	116.00
1	AA	438	U	N1-C1'-C2'	-5.66	105.77	112.00
1	CA	438	U	N1-C1'-C2'	-5.65	105.78	112.00
23	DB	2267	A	O4'-C1'-N9	-5.62	103.70	108.20
23	DB	461	C	C5'-C4'-C3'	-5.55	107.12	116.00
23	BB	2266	A	C5'-C4'-C3'	5.55	124.88	116.00
23	BB	2267	A	O4'-C1'-N9	-5.53	103.77	108.20
23	DB	2267	A	C5-C6-N6	-5.53	119.28	123.70
23	BB	1350	C	C5'-C4'-C3'	-5.51	107.18	116.00
23	DB	2267	A	C4-N9-C1'	5.50	136.20	126.30
23	DB	2272	U	N1-C1'-C2'	-5.50	105.95	112.00
23	BB	2203	U	O3'-P-O5'	-5.49	93.57	104.00
23	BB	573	U	C4'-C3'-O3'	-5.48	97.89	109.40
1	CA	166	U	C5'-C4'-C3'	-5.48	107.23	116.00

Continued on next page...

Continued from previous page...

Mol	Chain	Res	Type	Atoms	Z	Observed(°)	Ideal(°)
22	BA	28	C	C5'-C4'-C3'	-5.46	107.26	116.00
23	DB	1086	A	C2-N3-C4	-5.46	107.87	110.60
23	BB	1086	A	C2-N3-C4	-5.44	107.88	110.60
23	DB	2267	A	C8-N9-C1'	-5.43	117.92	127.70
23	DB	1519	G	C5'-C4'-C3'	-5.41	107.34	116.00
23	DB	690	G	C5'-C4'-C3'	-5.40	107.37	116.00
1	CA	1534	A	C2'-C3'-O3'	-5.39	97.65	109.50
23	BB	560	C	C5'-C4'-C3'	-5.38	107.38	116.00
23	DB	1060	U	N3-C2-O2	5.37	125.96	122.20
23	BB	2894	G	N9-C1'-C2'	-5.36	106.11	112.00
23	BB	1060	U	N3-C2-O2	5.36	125.95	122.20
23	DB	1047	G	C5'-C4'-C3'	-5.34	107.45	116.00
23	BB	2267	A	C4-N9-C1'	5.34	135.91	126.30
1	AA	101	A	C5'-C4'-C3'	-5.33	107.47	116.00
23	BB	2267	A	C8-N9-C1'	-5.30	118.16	127.70
23	BB	2760	C	C5'-C4'-C3'	-5.30	107.52	116.00
23	BB	2585	U	C4'-C3'-O3'	-5.29	98.29	109.40
1	CA	1250	A	C5'-C4'-C3'	5.24	124.39	116.00
23	DB	2096	C	C5'-C4'-C3'	-5.24	107.62	116.00
23	DB	1170	C	C5'-C4'-C3'	-5.22	107.64	116.00
23	DB	1592	C	C5'-C4'-C3'	5.21	124.34	116.00
1	AA	40	C	C5'-C4'-C3'	-5.21	107.66	116.00
23	BB	2272	U	N1-C1'-C2'	-5.21	106.27	112.00
23	DB	2585	U	C4'-C3'-O3'	-5.20	98.48	109.40
23	DB	1397	U	C5'-C4'-C3'	-5.18	107.71	116.00
23	DB	2272	U	N3-C4-O4	-5.16	115.79	119.40
23	BB	1584	U	C4'-C3'-O3'	5.15	123.30	113.00
23	BB	1869	G	N9-C1'-C2'	-5.14	106.35	112.00
1	AA	81	A	C1'-O4'-C4'	-5.12	105.81	109.90
1	AA	576	C	C5'-C4'-O4'	5.11	115.23	109.10
23	BB	1054	A	N9-C1'-C2'	-5.11	106.38	112.00
1	CA	1043	G	N9-C1'-C2'	5.10	120.63	114.00
23	BB	1337	G	C5'-C4'-C3'	-5.10	107.85	116.00
23	DB	1869	G	N9-C1'-C2'	-5.07	106.42	112.00
1	AA	1043	G	N9-C1'-C2'	5.07	120.58	114.00
23	BB	2267	A	C5-C6-N6	-5.06	119.65	123.70
23	BB	479	A	C4'-C3'-O3'	-5.06	98.78	109.40
1	AA	81	A	C5'-C4'-C3'	5.06	124.09	116.00
23	BB	461	C	C5'-C4'-C3'	-5.06	107.91	116.00
1	AA	1032	G	C5'-C4'-C3'	-5.04	107.93	116.00
23	BB	745	G	C5'-C4'-C3'	-5.04	107.93	116.00
23	BB	2619	C	C5'-C4'-C3'	-5.03	107.96	116.00

Continued on next page...

Continued from previous page...

Mol	Chain	Res	Type	Atoms	Z	Observed(°)	Ideal(°)
23	BB	1314	C	C5'-C4'-C3'	-5.02	107.96	116.00
23	BB	2456	C	C5'-C4'-C3'	-5.02	107.97	116.00
23	DB	2336	A	C4'-C3'-O3'	-5.01	98.88	109.40

There are no chirality outliers.

All (115) planarity outliers are listed below:

Mol	Chain	Res	Type	Group
1	AA	1048	G	Sidechain
1	AA	1331	G	Sidechain
1	AA	1432	G	Sidechain
1	AA	1441	A	Sidechain
1	AA	187	G	Sidechain
1	AA	281	G	Sidechain
1	AA	324	G	Sidechain
1	AA	437	U	Sidechain
1	AA	438	U	Sidechain
1	AA	450	G	Sidechain
1	AA	462	G	Sidechain
1	AA	481	G	Sidechain
1	AA	496	A	Sidechain
1	AA	703	G	Sidechain
1	AA	86	G	Sidechain
1	AA	992	U	Sidechain
23	BB	1047	G	Sidechain
23	BB	1054	A	Sidechain
23	BB	1060	U	Sidechain
23	BB	1086	A	Sidechain
23	BB	1088	A	Sidechain
23	BB	118	A	Sidechain
23	BB	1347	A	Sidechain
23	BB	1439	A	Sidechain
23	BB	1734	G	Sidechain
23	BB	1738	G	Sidechain
23	BB	1814	G	Sidechain
23	BB	1828	G	Sidechain
23	BB	1869	G	Sidechain
23	BB	2062	A	Sidechain
23	BB	221	A	Sidechain
23	BB	222	A	Sidechain
23	BB	2266	A	Sidechain
23	BB	2272	U	Sidechain

Continued on next page...

Continued from previous page...

Mol	Chain	Res	Type	Group
23	BB	232	G	Sidechain
23	BB	2454	G	Sidechain
23	BB	2471	A	Sidechain
23	BB	2503	A	Sidechain
23	BB	2638	G	Sidechain
23	BB	2733	A	Sidechain
23	BB	2834	G	Sidechain
23	BB	2848	G	Sidechain
23	BB	2868	A	Sidechain
23	BB	2883	A	Sidechain
23	BB	299	A	Sidechain
23	BB	370	G	Sidechain
23	BB	500	G	Sidechain
23	BB	51	G	Sidechain
23	BB	630	G	Sidechain
23	BB	727	A	Sidechain
23	BB	757	G	Sidechain
1	CA	1048	G	Sidechain
1	CA	1331	G	Sidechain
1	CA	1405	G	Sidechain
1	CA	1432	G	Sidechain
1	CA	1441	A	Sidechain
1	CA	187	G	Sidechain
1	CA	281	G	Sidechain
1	CA	324	G	Sidechain
1	CA	437	U	Sidechain
1	CA	438	U	Sidechain
1	CA	450	G	Sidechain
1	CA	462	G	Sidechain
1	CA	481	G	Sidechain
1	CA	496	A	Sidechain
1	CA	575	G	Sidechain
1	CA	703	G	Sidechain
1	CA	992	U	Sidechain
23	DB	1047	G	Sidechain
23	DB	1060	U	Sidechain
23	DB	1086	A	Sidechain
23	DB	1088	A	Sidechain
23	DB	1377	G	Sidechain
23	DB	1426	G	Sidechain
23	DB	1432	G	Sidechain
23	DB	1439	A	Sidechain

Continued on next page...

Continued from previous page...

Mol	Chain	Res	Type	Group
23	DB	1533	C	Sidechain
23	DB	1546	G	Sidechain
23	DB	1572	A	Sidechain
23	DB	1721	G	Sidechain
23	DB	1734	G	Sidechain
23	DB	1774	C	Sidechain
23	DB	1814	G	Sidechain
23	DB	1828	G	Sidechain
23	DB	1869	G	Sidechain
23	DB	2062	A	Sidechain
23	DB	2135	A	Sidechain
23	DB	221	A	Sidechain
23	DB	222	A	Sidechain
23	DB	2266	A	Sidechain
23	DB	2267	A	Sidechain
23	DB	2272	U	Sidechain
23	DB	2279	G	Sidechain
23	DB	232	G	Sidechain
23	DB	2454	G	Sidechain
23	DB	2471	A	Sidechain
23	DB	2503	A	Sidechain
23	DB	2508	G	Sidechain
23	DB	2587	A	Sidechain
23	DB	2638	G	Sidechain
23	DB	2733	A	Sidechain
23	DB	2770	G	Sidechain
23	DB	2834	G	Sidechain
23	DB	2848	G	Sidechain
23	DB	2857	G	Sidechain
23	DB	2868	A	Sidechain
23	DB	2883	A	Sidechain
23	DB	299	A	Sidechain
23	DB	500	G	Sidechain
23	DB	51	G	Sidechain
23	DB	630	G	Sidechain
23	DB	633	A	Sidechain
23	DB	727	A	Sidechain
23	DB	729	G	Sidechain
23	DB	757	G	Sidechain

5.2 Too-close contacts ⓘ

In the following table, the Non-H and H(model) columns list the number of non-hydrogen atoms and hydrogen atoms in the chain respectively. The H(added) column lists the number of hydrogen atoms added and optimized by MolProbity. The Clashes column lists the number of clashes within the asymmetric unit, whereas Symm-Clashes lists symmetry related clashes.

Mol	Chain	Non-H	H(model)	H(added)	Clashes	Symm-Clashes
1	AA	32831	0	16521	1290	0
1	CA	32831	0	16521	1350	0
2	AC	1624	0	1699	140	0
2	CC	1624	0	1699	146	0
3	AD	1643	0	1710	174	0
3	CD	1643	0	1710	170	0
4	AE	1105	0	1148	95	0
4	CE	1105	0	1148	96	0
5	AF	817	0	808	96	0
5	CF	817	0	808	94	0
6	AG	1174	0	1230	112	0
6	CG	1196	0	1246	106	0
7	AH	979	0	1034	95	0
7	CH	979	0	1034	96	0
8	AI	1022	0	1070	149	0
8	CI	1021	0	1070	149	0
9	AJ	786	0	828	77	0
9	CJ	786	0	828	80	0
10	AK	877	0	887	111	0
10	CK	877	0	887	114	0
11	AL	955	0	1019	92	0
11	CL	955	0	1019	91	0
12	AM	883	0	944	119	0
12	CM	876	0	937	120	0
13	AN	774	0	827	121	0
13	CN	774	0	827	131	0
14	AO	714	0	734	60	0
14	CO	714	0	734	54	0
15	AP	649	0	666	56	0
15	CP	638	0	656	57	0
16	AQ	648	0	691	71	0
16	CQ	657	0	702	67	0
17	AR	455	0	478	51	0
17	CR	455	0	478	56	0
18	AS	637	0	665	85	0
18	CS	644	0	675	87	0
19	AT	665	0	714	68	0

Continued on next page...

Continued from previous page...

Mol	Chain	Non-H	H(model)	H(added)	Clashes	Symm-Clashes
19	CT	665	0	714	70	0
20	AB	1704	0	1732	220	0
20	CB	1704	0	1732	211	0
21	AU	425	0	449	79	0
21	CU	425	0	449	89	0
22	BA	2507	0	1270	106	0
22	DA	2507	0	1270	108	0
23	BB	60995	0	30678	2536	0
23	DB	60995	0	30678	2543	0
24	BI	1032	0	1088	119	0
24	DI	1032	0	1088	181	0
25	BC	2082	0	2157	239	0
25	DC	2082	0	2157	241	0
26	BD	1565	0	1616	206	0
26	DD	1565	0	1616	216	0
27	BK	930	0	1000	122	0
27	DK	930	0	1000	122	0
28	BP	917	0	965	102	0
28	DP	917	0	965	108	0
29	BE	1552	0	1619	194	0
29	DE	1552	0	1619	181	0
30	BY	449	0	491	49	0
30	DY	449	0	491	55	0
31	B0	444	0	461	49	0
31	D0	444	0	461	47	0
32	B4	302	0	340	38	0
32	D4	302	0	340	44	0
33	B1	409	0	440	58	0
33	D1	409	0	440	54	0
34	B3	504	0	574	51	0
34	D3	504	0	574	48	0
35	BV	753	0	780	97	0
35	DV	753	0	780	102	0
36	B2	377	0	418	38	0
36	D2	377	0	418	38	0
37	BL	1045	0	1117	148	0
37	DL	1045	0	1117	153	0
38	BM	1074	0	1157	129	0
38	DM	1074	0	1157	121	0
39	BX	509	0	543	55	0
39	DX	509	0	543	60	0
40	BH	1111	0	1148	186	0

Continued on next page...

Continued from previous page...

Mol	Chain	Non-H	H(model)	H(added)	Clashes	Symm-Clashes
40	DH	1111	0	1148	158	0
41	BJ	1129	0	1162	136	0
41	DJ	1129	0	1162	137	0
42	BN	960	0	1000	130	0
42	DN	960	0	1000	129	0
43	BO	892	0	923	94	0
43	DO	892	0	923	96	0
44	BQ	947	0	1022	171	0
44	DQ	947	0	1022	178	0
45	BS	857	0	922	101	0
45	DS	857	0	922	101	0
46	BU	779	0	834	114	0
46	DU	779	0	834	109	0
47	BF	1420	0	1460	223	0
47	DF	1420	0	1460	216	0
48	BG	1323	0	1374	218	0
48	DG	1323	0	1374	195	0
49	BR	816	0	839	113	0
49	DR	816	0	839	128	0
50	BT	738	0	807	125	0
50	DT	738	0	807	121	0
51	BZ	625	0	652	82	0
51	DZ	625	0	652	82	0
52	BW	596	0	610	120	0
52	DW	596	0	610	126	0
53	B6	1478	0	1526	192	0
53	D6	1478	0	1526	150	0
54	AA	60	0	0	0	0
54	BB	110	0	0	0	0
54	CA	61	0	0	0	0
54	CE	1	0	0	0	0
54	DB	111	0	0	0	0
55	AA	31	0	39	0	0
55	BB	31	0	39	2	0
55	CA	31	0	39	3	0
55	DB	31	0	39	0	0
56	B4	1	0	0	0	0
56	D4	1	0	0	0	0
57	AA	287	0	0	1	0
57	AE	3	0	0	0	0
57	AK	1	0	0	0	0
57	AL	3	0	0	0	0

Continued on next page...

Continued from previous page...

Mol	Chain	Non-H	H(model)	H(added)	Clashes	Symm-Clashes
57	AN	4	0	0	0	0
57	AT	2	0	0	0	0
57	BB	492	0	0	8	0
57	BC	6	0	0	0	0
57	BD	1	0	0	0	0
57	BE	3	0	0	0	0
57	BL	3	0	0	0	0
57	BT	1	0	0	0	0
57	CA	296	0	0	2	0
57	CE	3	0	0	0	0
57	CK	1	0	0	0	0
57	CL	3	0	0	0	0
57	CN	4	0	0	0	0
57	CT	2	0	0	0	0
57	DB	500	0	0	7	0
57	DC	6	0	0	0	0
57	DE	2	0	0	0	0
57	DL	2	0	0	0	0
57	DR	1	0	0	0	0
57	DT	1	0	0	0	0
All	All	287083	0	193870	17818	0

The all-atom clashscore is defined as the number of clashes found per 1000 atoms (including hydrogen atoms). The all-atom clashscore for this structure is 37.

All (17818) close contacts within the same asymmetric unit are listed below, sorted by their clash magnitude.

Atom-1	Atom-2	Interatomic distance (Å)	Clash overlap (Å)
23:DB:1099:G:H8	24:DI:3:LYS:N	1.36	1.20
40:BH:31:VAL:HB	40:BH:32:PRO:HD2	1.23	1.17
21:CU:36:PHE:HB3	21:CU:40:PRO:HD3	1.28	1.14
21:AU:36:PHE:HB3	21:AU:40:PRO:HD3	1.29	1.11
25:DC:144:GLU:HA	25:DC:151:GLY:HA2	1.33	1.11
37:DL:143:GLU:HG2	37:DL:144:GLU:H	1.10	1.10
37:BL:143:GLU:HG2	37:BL:144:GLU:H	1.09	1.10
40:DH:31:VAL:HB	40:DH:32:PRO:HD2	1.23	1.10
23:BB:322:A:H2'	29:BE:163:ASN:HD21	1.02	1.10
9:CJ:9:ARG:HB2	9:CJ:99:GLN:HB2	1.27	1.09
10:CK:111:ASP:HB2	21:CU:19:LYS:HE3	1.35	1.09
23:DB:1099:G:C8	24:DI:3:LYS:N	2.20	1.09
23:BB:855:G:H21	52:BW:23:LYS:HG2	1.17	1.08

Continued on next page...

Continued from previous page...

Atom-1	Atom-2	Interatomic distance (Å)	Clash overlap (Å)
9:AJ:9:ARG:HB2	9:AJ:99:GLN:HB2	1.29	1.08
13:AN:63:CYS:HB3	13:AN:67:GLY:H	1.16	1.07
23:BB:1203:U:H1'	37:BL:4:ASN:HD21	1.12	1.07
5:AF:3:HIS:HB2	5:AF:92:THR:HA	1.39	1.05
47:DF:126:ASN:HB3	47:DF:156:THR:HA	1.34	1.05
25:BC:144:GLU:HA	25:BC:151:GLY:HA2	1.36	1.05
23:DB:1098:A:H3'	24:DI:3:LYS:CA	1.86	1.05
23:DB:1098:A:H3'	24:DI:3:LYS:HA	1.36	1.04
13:CN:63:CYS:HB3	13:CN:67:GLY:H	1.21	1.04
9:CJ:17:LEU:HD22	9:CJ:96:VAL:HG13	1.40	1.04
53:D6:33:ALA:HA	53:D6:103:ILE:HD13	1.36	1.04
29:BE:5:LEU:HD12	29:BE:10:SER:HB2	1.38	1.03
1:AA:1125:U:OP1	9:AJ:37:ARG:NH1	1.92	1.03
21:CU:16:ARG:HE	21:CU:16:ARG:HA	1.23	1.03
23:BB:2305:U:H5''	47:BF:130:GLY:HA3	1.41	1.03
29:DE:155:GLU:HA	29:DE:158:PHE:HB3	1.40	1.03
5:CF:3:HIS:HB2	5:CF:92:THR:HA	1.40	1.03
43:DO:67:ASN:H	43:DO:70:ALA:HB3	1.22	1.03
9:AJ:17:LEU:HD22	9:AJ:96:VAL:HG13	1.41	1.02
23:DB:1099:G:O5'	24:DI:4:VAL:N	1.92	1.02
43:BO:67:ASN:H	43:BO:70:ALA:HB3	1.24	1.02
1:CA:1532:U:H2'	1:CA:1533:C:H5''	1.42	1.02
10:AK:111:ASP:HB2	21:AU:19:LYS:HE3	1.41	1.02
47:BF:126:ASN:HB3	47:BF:156:THR:HA	1.37	1.02
27:DK:71:ARG:HB3	27:DK:72:PRO:HD2	1.41	1.02
10:AK:33:ILE:HB	10:AK:73:VAL:HG11	1.42	1.01
27:DK:35:VAL:HG23	27:DK:36:GLY:H	1.22	1.01
1:CA:202:G:HO2'	1:CA:468:A:H8	1.01	1.01
5:CF:92:THR:HG22	5:CF:94:HIS:H	1.26	1.01
27:BK:35:VAL:HG23	27:BK:36:GLY:H	1.24	1.01
25:BC:129:LEU:HD23	25:BC:130:PRO:HD2	1.42	1.00
45:DS:73:LYS:HE3	45:DS:74:ILE:H	1.26	1.00
40:BH:2:GLN:HA	40:BH:20:ASN:HA	1.41	1.00
23:DB:2379:G:H4'	43:DO:21:LEU:HD11	1.43	1.00
5:AF:92:THR:HG22	5:AF:94:HIS:H	1.26	1.00
40:DH:2:GLN:HA	40:DH:20:ASN:HA	1.41	1.00
52:BW:39:GLN:HE21	52:BW:42:THR:HB	1.27	1.00
29:BE:155:GLU:HA	29:BE:158:PHE:HB3	1.40	1.00
40:DH:31:VAL:HB	40:DH:32:PRO:CD	1.92	0.99
26:DD:148:GLN:HB2	26:DD:152:PRO:HG2	1.43	0.99
2:AC:76:ILE:HA	2:AC:83:VAL:HG23	1.40	0.99

Continued on next page...

Continued from previous page...

Atom-1	Atom-2	Interatomic distance (Å)	Clash overlap (Å)
37:BL:124:GLY:N	37:BL:143:GLU:HG3	1.76	0.99
29:DE:5:LEU:HD12	29:DE:10:SER:HB2	1.42	0.99
45:BS:73:LYS:HE3	45:BS:74:ILE:H	1.27	0.99
2:CC:76:ILE:HA	2:CC:83:VAL:HG23	1.42	0.99
1:AA:202:G:HO2'	1:AA:468:A:H8	1.04	0.98
10:CK:33:ILE:HB	10:CK:73:VAL:HG11	1.42	0.98
21:AU:16:ARG:HA	21:AU:16:ARG:HE	1.25	0.98
37:DL:124:GLY:N	37:DL:143:GLU:HG3	1.76	0.98
52:DW:39:GLN:HE21	52:DW:42:THR:HB	1.24	0.98
27:BK:71:ARG:HB3	27:BK:72:PRO:HD2	1.44	0.98
13:CN:68:ARG:HH12	13:CN:70:HIS:HB2	1.28	0.98
26:DD:29:VAL:HB	26:DD:98:VAL:HG22	1.42	0.98
13:AN:68:ARG:HH12	13:AN:70:HIS:HB2	1.28	0.98
40:BH:31:VAL:HB	40:BH:32:PRO:CD	1.93	0.98
39:DX:28:LEU:HD13	39:DX:37:LEU:HD11	1.46	0.97
8:AI:51:LEU:HB3	8:AI:56:MET:HG2	1.46	0.97
13:CN:51:PRO:HB2	13:CN:54:SER:HB3	1.46	0.97
23:BB:877:A:H2'	23:BB:899:A:N1	1.80	0.97
23:DB:45:G:H5''	23:DB:46:G:H5'	1.46	0.97
23:DB:898:C:H2'	23:DB:899:A:H5''	1.46	0.97
13:AN:51:PRO:HB2	13:AN:54:SER:HB3	1.47	0.97
23:DB:855:G:H21	52:DW:23:LYS:HG2	1.28	0.96
23:DB:704:G:H2'	23:DB:726:G:H22	1.30	0.96
1:CA:812:G:HO2'	1:CA:813:U:H6	0.98	0.96
35:DV:62:THR:HG22	35:DV:71:LYS:HG2	1.47	0.96
18:CS:18:VAL:HG21	18:CS:43:MET:HG2	1.45	0.96
40:DH:65:ALA:HB1	40:DH:138:VAL:HG21	1.48	0.95
40:DH:62:LEU:HG	40:DH:66:ASN:HD21	1.31	0.95
18:AS:51:HIS:HA	18:AS:56:HIS:HA	1.48	0.95
25:DC:129:LEU:HD23	25:DC:130:PRO:HD2	1.45	0.95
48:DG:8:VAL:HG11	48:DG:49:LEU:HB2	1.47	0.95
46:BU:70:ALA:HB1	46:BU:79:ALA:HB3	1.47	0.95
46:DU:70:ALA:HB1	46:DU:79:ALA:HB3	1.45	0.95
26:DD:5:VAL:H	26:DD:32:ASN:ND2	1.62	0.95
10:AK:110:THR:HG22	21:AU:4:LYS:HA	1.45	0.95
28:BP:4:ILE:HG22	28:BP:5:LYS:H	1.31	0.95
40:DH:80:ILE:HD11	40:DH:147:VAL:H	1.32	0.95
53:B6:32:ARG:HB2	53:B6:103:ILE:HG12	1.47	0.95
22:DA:98:G:H1	35:DV:14:LYS:HB2	1.29	0.95
48:BG:8:VAL:HG11	48:BG:49:LEU:HB2	1.47	0.95
35:BV:62:THR:HG22	35:BV:71:LYS:HG2	1.48	0.95

Continued on next page...

Continued from previous page...

Atom-1	Atom-2	Interatomic distance (Å)	Clash overlap (Å)
26:BD:148:GLN:HB2	26:BD:152:PRO:HG2	1.45	0.95
23:DB:138:U:H4'	23:DB:139:U:H2'	1.45	0.95
40:DH:7:ASP:HA	40:DH:15:LEU:HD22	1.49	0.95
53:B6:29:ARG:HH22	53:B6:110:ARG:HD3	1.32	0.94
20:CB:46:VAL:HG13	20:CB:47:PRO:HD3	1.49	0.94
45:DS:66:ILE:H	45:DS:66:ILE:HD13	1.32	0.94
48:BG:84:LYS:HG2	48:BG:85:LYS:H	1.31	0.94
48:DG:34:ARG:HH11	48:DG:34:ARG:H	1.16	0.94
18:AS:18:VAL:HG21	18:AS:43:MET:HG2	1.45	0.94
53:B6:30:THR:C	53:B6:32:ARG:H	1.69	0.94
1:CA:981:U:H4'	13:CN:60:ARG:HD2	1.50	0.94
39:BX:28:LEU:HD13	39:BX:37:LEU:HD11	1.49	0.94
44:DQ:111:LYS:HB2	49:DR:48:LYS:HZ2	1.33	0.94
18:CS:51:HIS:HA	18:CS:56:HIS:HA	1.47	0.94
50:BT:53:VAL:HG11	50:BT:87:LEU:HD13	1.48	0.94
8:CI:51:LEU:HB3	8:CI:56:MET:HG2	1.48	0.94
50:DT:53:VAL:HG11	50:DT:87:LEU:HD13	1.47	0.94
41:DJ:3:THR:HG21	44:DQ:60:TRP:HE1	1.32	0.93
44:BQ:54:ARG:HB3	44:BQ:58:GLN:HE22	1.33	0.93
41:BJ:3:THR:HG21	44:BQ:60:TRP:HE1	1.32	0.93
11:CL:120:ARG:HG2	11:CL:121:PRO:HD2	1.50	0.93
47:BF:163:GLU:HA	47:BF:166:ARG:HD2	1.49	0.93
20:AB:202:ASN:HD22	20:AB:204:ASP:H	1.14	0.93
45:BS:66:ILE:HD13	45:BS:66:ILE:H	1.33	0.93
30:BY:16:LEU:H	30:BY:16:LEU:HD22	1.34	0.93
23:BB:322:A:C2'	29:BE:163:ASN:HD21	1.82	0.93
20:CB:202:ASN:HD22	20:CB:204:ASP:H	1.17	0.93
1:AA:1086:U:H3	1:AA:1099:G:H22	1.17	0.93
47:BF:36:ASN:HA	47:BF:87:LYS:HA	1.50	0.93
26:DD:5:VAL:H	26:DD:32:ASN:HD21	0.93	0.93
40:DH:72:ILE:HG12	40:DH:108:VAL:HG11	1.51	0.93
23:BB:460:A:H4'	50:BT:72:GLN:HB2	1.51	0.92
23:BB:2471:A:HO2'	23:BB:2472:G:H8	0.93	0.92
48:BG:34:ARG:HH11	48:BG:34:ARG:H	1.17	0.92
47:DF:109:ARG:HB3	47:DF:135:ILE:HD13	1.51	0.92
44:DQ:54:ARG:HB3	44:DQ:58:GLN:HE22	1.34	0.92
12:CM:70:ARG:HH21	47:DF:136:ILE:HB	1.30	0.92
48:DG:84:LYS:HG2	48:DG:85:LYS:H	1.31	0.92
26:BD:5:VAL:H	26:BD:32:ASN:ND2	1.65	0.92
28:BP:91:VAL:HG11	28:BP:96:LEU:HD11	1.52	0.92
23:DB:161:A:H3'	23:DB:162:U:H5''	1.50	0.92

Continued on next page...

Continued from previous page...

Atom-1	Atom-2	Interatomic distance (Å)	Clash overlap (Å)
50:BT:38:ALA:HB1	50:BT:43:ILE:HD11	1.52	0.92
28:DP:4:ILE:HG22	28:DP:5:LYS:H	1.34	0.92
23:BB:322:A:H2'	29:BE:163:ASN:ND2	1.84	0.92
10:AK:34:THR:HB	10:AK:40:ALA:HA	1.52	0.92
23:BB:2751:G:H5'	48:BG:2:ARG:HD3	1.52	0.92
25:BC:76:VAL:HG12	25:BC:114:GLN:HG2	1.50	0.92
1:CA:600:A:H5''	7:CH:88:LYS:HD2	1.52	0.92
40:BH:116:ARG:HG2	40:BH:131:SER:HB2	1.52	0.91
1:AA:532:A:H62	2:AC:191:THR:HB	1.34	0.91
30:DY:16:LEU:H	30:DY:16:LEU:HD22	1.34	0.91
6:AG:145:GLU:HA	6:AG:148:LYS:HB2	1.52	0.91
1:AA:981:U:H4'	13:AN:60:ARG:HD2	1.51	0.91
45:BS:24:ILE:HG22	45:BS:71:VAL:HG11	1.50	0.91
8:CI:25:GLY:HA3	8:CI:57:VAL:HA	1.49	0.91
12:CM:3:ILE:HG12	12:CM:52:ILE:HD11	1.49	0.91
47:BF:109:ARG:HB3	47:BF:135:ILE:HD13	1.52	0.91
23:BB:704:G:H2'	23:BB:726:G:H22	1.33	0.91
6:CG:145:GLU:HA	6:CG:148:LYS:HB2	1.52	0.91
10:CK:110:THR:HG22	21:CU:4:LYS:HA	1.50	0.91
23:DB:1099:G:H8	24:DI:3:LYS:H	1.04	0.91
12:AM:3:ILE:HG12	12:AM:52:ILE:HD11	1.51	0.91
3:CD:160:LEU:H	3:CD:160:LEU:HD13	1.35	0.91
23:DB:281:C:H2'	23:DB:282:A:C8	2.06	0.91
32:B4:2:LYS:HD3	32:B4:4:ARG:HE	1.34	0.91
26:BD:5:VAL:H	26:BD:32:ASN:HD21	0.95	0.91
19:AT:38:ILE:HD11	19:AT:82:ILE:HG22	1.53	0.91
23:BB:161:A:H3'	23:BB:162:U:H5''	1.51	0.91
23:DB:2266:A:H4'	23:DB:2267:A:N7	1.85	0.91
41:DJ:81:ILE:HG23	41:DJ:82:GLY:H	1.36	0.91
8:AI:25:GLY:HA3	8:AI:57:VAL:HA	1.50	0.90
33:B1:33:LEU:HB3	33:B1:51:ALA:HB3	1.52	0.90
26:BD:29:VAL:HB	26:BD:98:VAL:HG22	1.49	0.90
52:BW:50:VAL:HG23	52:BW:61:LYS:HD3	1.52	0.90
25:DC:76:VAL:HG12	25:DC:114:GLN:HG2	1.51	0.90
32:D4:2:LYS:HD3	32:D4:4:ARG:HE	1.34	0.90
33:D1:33:LEU:HB3	33:D1:51:ALA:HB3	1.51	0.90
50:DT:38:ALA:HB1	50:DT:43:ILE:HD11	1.52	0.90
47:DF:36:ASN:HA	47:DF:87:LYS:HA	1.54	0.90
3:AD:160:LEU:H	3:AD:160:LEU:HD13	1.36	0.90
23:DB:972:A:H3'	23:DB:973:A:H5''	1.54	0.90
26:DD:106:LYS:HB3	26:DD:206:ALA:H	1.37	0.90

Continued on next page...

Continued from previous page...

Atom-1	Atom-2	Interatomic distance (Å)	Clash overlap (Å)
52:DW:50:VAL:HG23	52:DW:61:LYS:HD3	1.53	0.90
1:AA:812:G:HO2'	1:AA:813:U:H6	0.98	0.90
1:CA:974:A:H4'	1:CA:975:A:H5'	1.54	0.90
20:AB:46:VAL:HG13	20:AB:47:PRO:HD3	1.52	0.90
23:BB:2355:G:H4'	52:BW:20:LEU:HD13	1.50	0.90
26:BD:24:VAL:HG21	26:BD:188:LEU:HB3	1.54	0.90
42:BN:101:GLY:HA2	42:BN:110:MET:H	1.35	0.90
42:DN:37:THR:HG22	42:DN:39:PRO:HD2	1.52	0.90
1:AA:600:A:H5''	7:AH:88:LYS:HD2	1.54	0.89
48:DG:79:THR:HG22	48:DG:80:GLU:HG2	1.55	0.89
45:DS:24:ILE:HG22	45:DS:71:VAL:HG11	1.50	0.89
23:BB:423:A:H5'	23:BB:424:G:H5'	1.51	0.89
23:BB:858:G:N3	23:BB:2268:A:H2'	1.86	0.89
25:BC:103:ILE:HG22	25:BC:105:ALA:H	1.37	0.89
25:DC:183:VAL:HG13	25:DC:185:ALA:H	1.37	0.89
10:CK:124:LYS:HA	21:CU:34:ARG:HB3	1.54	0.89
11:AL:120:ARG:HG2	11:AL:121:PRO:HD2	1.52	0.89
35:BV:42:LEU:HD12	35:BV:47:VAL:HG21	1.55	0.89
1:CA:1533:C:H2'	1:CA:1534:A:H3'	1.55	0.89
23:DB:1060:U:N3	23:DB:1088:A:N7	2.21	0.89
23:DB:2798:U:H1'	23:DB:2800:A:N6	1.87	0.89
47:DF:163:GLU:HA	47:DF:166:ARG:HD2	1.50	0.89
25:BC:183:VAL:HG13	25:BC:185:ALA:H	1.37	0.89
48:BG:15:ASP:HB3	48:BG:26:LYS:H	1.33	0.89
47:DF:35:LEU:HD23	47:DF:153:ILE:HG12	1.55	0.89
26:BD:106:LYS:HB3	26:BD:206:ALA:H	1.37	0.89
25:DC:103:ILE:HG22	25:DC:105:ALA:H	1.37	0.89
23:BB:1060:U:N3	23:BB:1088:A:N7	2.20	0.89
19:AT:4:LYS:HD2	19:AT:5:SER:H	1.38	0.89
23:BB:1076:C:H4'	24:BI:94:LYS:HE3	1.55	0.89
23:DB:1024:G:H3'	23:DB:1025:G:H5''	1.53	0.88
49:DR:8:GLY:HA3	49:DR:23:GLU:HB2	1.55	0.88
23:BB:45:G:H5''	23:BB:46:G:H5'	1.55	0.88
40:BH:7:ASP:HA	40:BH:15:LEU:HD22	1.53	0.88
42:BN:101:GLY:HA2	42:BN:110:MET:N	1.87	0.88
52:BW:43:LYS:HD2	52:BW:79:ILE:HD11	1.54	0.88
22:DA:2:G:H2'	22:DA:3:C:C6	2.08	0.88
23:DB:1099:G:H8	24:DI:3:LYS:CA	1.86	0.88
23:DB:2109:U:H3	23:DB:2180:U:H2'	1.37	0.88
4:AE:156:ARG:HA	4:AE:158:LYS:HZ3	1.34	0.88
43:BO:3:LYS:HD3	43:BO:3:LYS:H	1.38	0.88

Continued on next page...

Continued from previous page...

Atom-1	Atom-2	Interatomic distance (Å)	Clash overlap (Å)
51:BZ:76:GLU:HG3	51:BZ:77:LYS:H	1.38	0.88
23:DB:1124:G:H1'	32:D4:38:GLY:OXT	1.73	0.88
23:BB:972:A:H3'	23:BB:973:A:H5''	1.55	0.88
48:DG:15:ASP:HB3	48:DG:26:LYS:H	1.36	0.88
37:DL:143:GLU:HG2	37:DL:144:GLU:N	1.89	0.88
4:AE:106:ALA:HB1	4:AE:110:MET:HB3	1.55	0.88
1:CA:699:C:H2'	1:CA:700:G:H5''	1.53	0.88
4:CE:37:VAL:HG11	4:CE:113:VAL:HG12	1.56	0.88
9:CJ:52:LEU:H	9:CJ:52:LEU:HD12	1.38	0.88
26:BD:105:LYS:HD2	26:BD:177:VAL:HG22	1.54	0.88
1:CA:60:A:H4'	1:CA:61:G:H5'	1.52	0.88
1:AA:840:C:H2'	1:AA:842:U:H5''	1.54	0.88
8:AI:27:ILE:HG21	8:AI:34:LEU:HD13	1.55	0.88
53:D6:38:LEU:HD12	53:D6:58:VAL:HG11	1.53	0.88
23:DB:2355:G:H4'	52:DW:20:LEU:HD13	1.54	0.88
10:CK:34:THR:HB	10:CK:40:ALA:HA	1.51	0.88
23:BB:1244:A:H5''	37:BL:8:PRO:HD3	1.56	0.87
47:DF:135:ILE:HD11	47:DF:137:PHE:HB3	1.55	0.87
28:DP:91:VAL:HG11	28:DP:96:LEU:HD11	1.54	0.87
53:B6:38:LEU:HA	53:B6:41:LEU:HD13	1.56	0.87
23:DB:1019:U:H2'	23:DB:1020:A:H8	1.39	0.87
26:DD:5:VAL:N	26:DD:32:ASN:HD21	1.73	0.87
1:AA:974:A:H4'	1:AA:975:A:H5'	1.53	0.87
48:BG:79:THR:HG22	48:BG:80:GLU:HG2	1.56	0.87
41:BJ:81:ILE:HG23	41:BJ:82:GLY:H	1.37	0.87
41:DJ:29:ALA:HA	41:DJ:32:LEU:HD12	1.55	0.87
1:AA:1144:G:N2	1:AA:1146:A:H62	1.72	0.87
23:BB:855:G:N2	52:BW:23:LYS:HG2	1.89	0.87
53:D6:32:ARG:HB2	53:D6:103:ILE:HG23	1.56	0.87
19:CT:4:LYS:HD2	19:CT:5:SER:H	1.39	0.87
23:DB:962:G:H21	23:DB:2250:G:H22	1.22	0.87
10:AK:124:LYS:HA	21:AU:34:ARG:HB3	1.57	0.87
13:AN:30:ILE:HG21	13:AN:44:VAL:HG21	1.57	0.87
13:CN:30:ILE:HG21	13:CN:44:VAL:HG21	1.56	0.87
53:B6:112:LYS:HB3	53:B6:116:ARG:NH2	1.90	0.87
23:BB:1024:G:H3'	23:BB:1025:G:H5''	1.56	0.87
23:BB:75:G:H4'	39:BX:48:ARG:HH22	1.40	0.87
24:BI:27:LEU:HD23	24:BI:27:LEU:H	1.39	0.87
23:BB:141:G:H1	50:BT:2:ILE:HD12	1.39	0.86
26:BD:178:VAL:HB	26:BD:188:LEU:HB2	1.57	0.86
53:D6:92:PRO:HA	53:D6:101:ILE:HG12	1.56	0.86

Continued on next page...

Continued from previous page...

Atom-1	Atom-2	Interatomic distance (Å)	Clash overlap (Å)
44:DQ:111:LYS:HB2	49:DR:48:LYS:NZ	1.88	0.86
52:DW:43:LYS:HD2	52:DW:79:ILE:HD11	1.57	0.86
4:AE:37:VAL:HG11	4:AE:113:VAL:HG12	1.54	0.86
42:BN:37:THR:HG22	42:BN:39:PRO:HD2	1.57	0.86
50:DT:57:VAL:HG22	50:DT:58:VAL:H	1.39	0.86
1:AA:865:A:H5'	1:AA:1078:U:O4	1.75	0.86
47:BF:125:GLY:HA2	47:BF:162:ASP:HA	1.56	0.86
50:BT:57:VAL:HG22	50:BT:58:VAL:H	1.39	0.86
52:BW:37:VAL:HG12	52:BW:38:ARG:H	1.40	0.86
1:CA:1144:G:N2	1:CA:1146:A:H62	1.73	0.86
1:CA:840:C:H2'	1:CA:842:U:H5''	1.55	0.86
1:AA:93:U:H5''	1:AA:94:G:OP2	1.76	0.86
9:AJ:52:LEU:H	9:AJ:52:LEU:HD12	1.40	0.86
44:BQ:63:ARG:HH22	44:BQ:96:ASP:HA	1.38	0.86
1:CA:1493:A:H2'	23:DB:1913:A:N6	1.89	0.86
53:B6:78:ALA:HA	53:B6:81:LYS:HD2	1.57	0.86
23:BB:2134:A:H2'	23:BB:2135:A:H8	1.38	0.86
44:BQ:111:LYS:HB2	49:BR:48:LYS:HZ2	1.40	0.86
4:CE:106:ALA:HB1	4:CE:110:MET:HB3	1.56	0.86
26:DD:105:LYS:HD2	26:DD:177:VAL:HG22	1.57	0.86
41:BJ:29:ALA:HA	41:BJ:32:LEU:HD12	1.57	0.86
49:BR:2:TYR:HB2	49:BR:42:ALA:HB2	1.57	0.86
26:DD:24:VAL:HG21	26:DD:188:LEU:HB3	1.56	0.86
42:DN:101:GLY:HA2	42:DN:110:MET:N	1.91	0.86
1:AA:1412:C:H2'	1:AA:1413:A:C8	2.09	0.86
26:BD:10:GLY:HA3	26:BD:26:VAL:H	1.39	0.86
47:BF:62:GLN:HG3	47:BF:91:ARG:HH11	1.40	0.86
47:BF:33:ILE:HD12	47:BF:95:MET:HG2	1.54	0.86
49:BR:8:GLY:HA3	49:BR:23:GLU:HB2	1.57	0.86
3:CD:60:VAL:HB	3:CD:194:ILE:HD11	1.58	0.86
23:DB:558:U:OP1	41:DJ:113:PRO:HG2	1.75	0.86
20:AB:163:ILE:HG23	20:AB:164:ASP:H	1.41	0.86
23:BB:558:U:OP1	41:BJ:113:PRO:HG2	1.75	0.86
47:BF:135:ILE:HD11	47:BF:137:PHE:HB3	1.57	0.86
29:DE:119:ILE:HD11	29:DE:185:LYS:HE3	1.56	0.86
42:DN:101:GLY:HA2	42:DN:110:MET:H	1.41	0.86
51:DZ:71:LEU:HD13	51:DZ:76:GLU:HB3	1.57	0.86
38:BM:19:GLY:H	38:BM:38:ARG:HH12	1.23	0.86
49:DR:60:LYS:H	49:DR:100:GLY:HA3	1.41	0.86
23:BB:181:A:H2'	23:BB:182:A:C8	2.11	0.85
50:DT:67:VAL:HB	50:DT:76:ARG:HG3	1.57	0.85

Continued on next page...

Continued from previous page...

Atom-1	Atom-2	Interatomic distance (Å)	Clash overlap (Å)
29:BE:102:ARG:HD3	29:BE:201:ALA:H	1.41	0.85
26:DD:178:VAL:HB	26:DD:188:LEU:HB2	1.56	0.85
49:DR:2:TYR:HB2	49:DR:42:ALA:HB2	1.56	0.85
43:BO:53:THR:HB	43:BO:65:THR:HG22	1.58	0.85
1:CA:1151:A:HO2'	1:CA:1152:A:H8	1.24	0.85
35:DV:42:LEU:HD12	35:DV:47:VAL:HG21	1.57	0.85
14:AO:36:ILE:HD11	14:AO:59:MET:HB2	1.57	0.85
23:BB:2266:A:H4'	23:BB:2267:A:N7	1.90	0.85
50:BT:67:VAL:HB	50:BT:76:ARG:HG3	1.55	0.85
47:BF:35:LEU:HD23	47:BF:153:ILE:HG12	1.56	0.85
41:BJ:58:ASN:HA	41:BJ:127:GLY:HA2	1.59	0.85
14:CO:36:ILE:HD11	14:CO:59:MET:HB2	1.58	0.85
23:DB:2502:G:H5'	23:DB:2503:A:H5''	1.58	0.85
12:AM:52:ILE:HD12	12:AM:55:LEU:HD12	1.59	0.85
23:BB:38:A:O2'	29:BE:43:THR:HA	1.75	0.85
46:BU:85:ARG:HD3	46:BU:86:PHE:H	1.42	0.85
46:DU:85:ARG:HD3	46:DU:86:PHE:H	1.42	0.85
36:B2:21:ARG:HD2	36:B2:43:THR:HG21	1.58	0.85
1:CA:1086:U:H3	1:CA:1099:G:H22	1.19	0.85
53:D6:35:PRO:HD3	53:D6:60:ALA:HB2	1.59	0.85
23:DB:1412:U:H2'	23:DB:1413:A:C8	2.11	0.85
26:DD:10:GLY:HA3	26:DD:26:VAL:H	1.39	0.85
47:DF:62:GLN:HG3	47:DF:91:ARG:HH11	1.41	0.85
23:BB:1283:G:H22	23:BB:1286:A:H5'	1.39	0.85
10:CK:24:ALA:HA	10:CK:29:THR:HG22	1.59	0.85
23:DB:1244:A:H5''	37:DL:8:PRO:HD3	1.57	0.85
4:CE:156:ARG:HA	4:CE:158:LYS:HZ2	1.39	0.85
26:DD:68:PHE:HB3	26:DD:73:VAL:HG23	1.56	0.85
16:AQ:75:VAL:HG23	16:AQ:76:ARG:H	1.42	0.85
23:BB:1141:U:H4'	23:BB:1142:A:O4'	1.77	0.85
23:BB:962:G:H21	23:BB:2250:G:H22	1.25	0.85
26:BD:68:PHE:HB3	26:BD:73:VAL:HG23	1.57	0.85
45:BS:66:ILE:HA	45:BS:69:LEU:HD22	1.59	0.85
35:BV:70:ILE:HD13	35:BV:71:LYS:H	1.42	0.85
9:CJ:12:ALA:HB2	9:CJ:96:VAL:HG12	1.56	0.85
23:DB:1141:U:H4'	23:DB:1142:A:O4'	1.77	0.85
47:DF:45:ASP:HB3	47:DF:48:LEU:HD22	1.57	0.85
44:DQ:63:ARG:HH22	44:DQ:96:ASP:HA	1.41	0.85
51:DZ:76:GLU:HG3	51:DZ:77:LYS:H	1.42	0.85
10:AK:86:LYS:HB3	10:AK:112:VAL:HG23	1.58	0.84
23:BB:1804:C:OP1	25:BC:256:THR:HB	1.76	0.84

Continued on next page...

Continued from previous page...

Atom-1	Atom-2	Interatomic distance (Å)	Clash overlap (Å)
8:CI:27:ILE:HG21	8:CI:34:LEU:HD13	1.59	0.84
29:DE:110:SER:HB3	29:DE:114:ARG:HH12	1.41	0.84
23:BB:1019:U:H2'	23:BB:1020:A:H8	1.41	0.84
2:CC:137:VAL:HA	2:CC:148:ILE:HD13	1.59	0.84
23:BB:1287:A:OP1	42:BN:104:ALA:HB3	1.76	0.84
47:BF:45:ASP:HB3	47:BF:48:LEU:HD22	1.58	0.84
45:BS:24:ILE:HD11	45:BS:36:LEU:HD11	1.57	0.84
43:DO:53:THR:HB	43:DO:65:THR:HG22	1.60	0.84
35:DV:70:ILE:HD13	35:DV:71:LYS:H	1.43	0.84
23:BB:873:C:H4'	38:BM:64:TRP:HE1	1.42	0.84
49:BR:60:LYS:H	49:BR:100:GLY:HA3	1.43	0.84
15:CP:52:LEU:HD21	15:CP:75:ILE:HG12	1.57	0.84
51:DZ:38:PHE:HE2	51:DZ:51:VAL:HG21	1.42	0.84
2:AC:137:VAL:HA	2:AC:148:ILE:HD13	1.60	0.84
23:BB:2769:U:H2'	23:BB:2770:G:H8	1.43	0.84
51:BZ:71:LEU:HD13	51:BZ:76:GLU:HB3	1.60	0.84
20:CB:163:ILE:HG23	20:CB:164:ASP:H	1.41	0.84
10:CK:86:LYS:HB3	10:CK:112:VAL:HG23	1.60	0.84
26:BD:5:VAL:N	26:BD:32:ASN:HD21	1.75	0.84
47:BF:11:VAL:HG12	47:BF:12:VAL:H	1.42	0.84
37:DL:116:VAL:HG13	37:DL:117:THR:H	1.43	0.84
38:DM:19:GLY:H	38:DM:38:ARG:HH12	1.24	0.84
1:AA:79:G:H2'	1:AA:80:A:C8	2.11	0.84
36:D2:21:ARG:HD2	36:D2:43:THR:HG21	1.59	0.84
23:DB:1203:U:H1'	37:DL:4:ASN:HD21	1.43	0.84
24:DI:27:LEU:HD23	24:DI:27:LEU:H	1.42	0.84
1:AA:699:C:H2'	1:AA:700:G:H5''	1.58	0.84
23:DB:1019:U:H2'	23:DB:1020:A:C8	2.12	0.84
23:DB:2109:U:N3	23:DB:2180:U:H2'	1.93	0.84
44:DQ:63:ARG:HH12	44:DQ:96:ASP:HB2	1.42	0.84
45:DS:66:ILE:HA	45:DS:69:LEU:HD22	1.59	0.84
52:DW:17:ALA:HA	52:DW:35:ILE:HG23	1.59	0.84
1:AA:1206:G:H4'	2:AC:192:TYR:HA	1.60	0.83
29:BE:119:ILE:HD11	29:BE:185:LYS:HE3	1.60	0.83
40:BH:121:VAL:HG21	40:BH:128:HIS:NE2	1.93	0.83
40:BH:68:ARG:HB2	40:BH:134:VAL:HG11	1.58	0.83
48:DG:94:ARG:HB2	48:DG:127:GLN:HG2	1.60	0.83
28:DP:56:SER:HB2	28:DP:75:THR:HG21	1.60	0.83
9:AJ:12:ALA:HB2	9:AJ:96:VAL:HG12	1.58	0.83
46:DU:95:PHE:HE1	46:DU:102:ILE:HB	1.42	0.83
3:AD:60:VAL:HB	3:AD:194:ILE:HD11	1.59	0.83

Continued on next page...

Continued from previous page...

Atom-1	Atom-2	Interatomic distance (Å)	Clash overlap (Å)
24:BI:129:GLU:HB3	24:BI:133:ARG:HH12	1.40	0.83
20:CB:118:THR:O	20:CB:122:ASP:HB3	1.79	0.83
37:BL:116:VAL:HG13	37:BL:117:THR:H	1.41	0.83
16:CQ:75:VAL:HG23	16:CQ:76:ARG:H	1.43	0.83
23:DB:1080:A:H4'	24:DI:126:ARG:HD3	1.61	0.83
45:DS:36:LEU:H	45:DS:36:LEU:HD22	1.43	0.83
52:DW:37:VAL:HG12	52:DW:38:ARG:H	1.43	0.83
29:BE:110:SER:HB3	29:BE:114:ARG:HH12	1.43	0.83
45:BS:36:LEU:H	45:BS:36:LEU:HD22	1.43	0.83
19:CT:38:ILE:HD11	19:CT:82:ILE:HG22	1.59	0.83
53:D6:38:LEU:HA	53:D6:41:LEU:HD13	1.59	0.83
22:DA:98:G:N1	35:DV:14:LYS:HB2	1.94	0.83
23:DB:2039:U:H2'	23:DB:2040:G:H8	1.41	0.83
23:DB:2769:U:H2'	23:DB:2770:G:H8	1.43	0.83
47:DF:33:ILE:HD12	47:DF:95:MET:HG2	1.58	0.83
48:BG:94:ARG:HB2	48:BG:127:GLN:HG2	1.61	0.83
46:BU:95:PHE:HE1	46:BU:102:ILE:HB	1.44	0.83
51:BZ:38:PHE:HE2	51:BZ:51:VAL:HG21	1.41	0.83
23:DB:2720:U:H5''	28:DP:52:ARG:NH2	1.94	0.83
52:BW:17:ALA:HA	52:BW:35:ILE:HG23	1.60	0.83
23:BB:189:G:H2'	23:BB:205:G:H22	1.44	0.83
23:BB:2144:G:N2	23:BB:2147:A:H4'	1.94	0.83
23:DB:181:A:H2'	23:DB:182:A:C8	2.13	0.83
47:DF:11:VAL:HG12	47:DF:12:VAL:H	1.43	0.83
47:DF:65:LEU:HD23	47:DF:87:LYS:HD2	1.61	0.83
23:BB:1060:U:C2	23:BB:1088:A:N7	2.47	0.83
40:BH:90:LEU:HD21	40:BH:146:VAL:HG21	1.59	0.83
8:CI:38:PHE:HZ	8:CI:74:GLN:HB3	1.43	0.83
12:CM:21:ILE:HB	12:CM:24:VAL:HG22	1.60	0.83
25:DC:144:GLU:HG3	25:DC:151:GLY:H	1.41	0.83
43:DO:3:LYS:HD3	43:DO:3:LYS:H	1.43	0.83
28:DP:75:THR:HG23	28:DP:76:HIS:H	1.43	0.83
23:DB:96:C:H4'	39:DX:41:HIS:ND1	1.91	0.83
32:B4:17:VAL:HG12	32:B4:18:LYS:H	1.44	0.83
4:CE:52:ALA:HB2	4:CE:61:LYS:HE2	1.61	0.83
26:BD:34:VAL:HG12	26:BD:94:GLN:H	1.42	0.82
29:BE:188:MET:HG2	29:BE:193:VAL:HG22	1.59	0.82
40:BH:121:VAL:HG21	40:BH:128:HIS:HE2	1.44	0.82
2:CC:57:GLU:HB2	2:CC:64:ARG:HB2	1.58	0.82
45:DS:24:ILE:HD11	45:DS:36:LEU:HD11	1.61	0.82
1:AA:79:G:H2'	1:AA:80:A:H8	1.43	0.82

Continued on next page...

Continued from previous page...

Atom-1	Atom-2	Interatomic distance (Å)	Clash overlap (Å)
15:AP:52:LEU:HD21	15:AP:75:ILE:HG12	1.61	0.82
29:DE:188:MET:HG2	29:DE:193:VAL:HG22	1.61	0.82
2:AC:57:GLU:HB2	2:AC:64:ARG:HB2	1.62	0.82
37:BL:143:GLU:HG2	37:BL:144:GLU:N	1.89	0.82
5:CF:62:MET:HG3	5:CF:64:VAL:HG23	1.61	0.82
23:DB:1287:A:OP1	42:DN:104:ALA:HB3	1.79	0.82
46:DU:12:VAL:HG22	46:DU:69:VAL:HG12	1.60	0.82
1:CA:522:C:H41	11:CL:49:ARG:HH22	1.27	0.82
23:DB:1060:U:C2	23:DB:1088:A:N7	2.48	0.82
20:CB:198:VAL:HG12	20:CB:200:PRO:HD3	1.60	0.82
23:DB:1412:U:H2'	23:DB:1413:A:H8	1.44	0.82
24:DI:121:ILE:HD13	24:DI:121:ILE:H	1.44	0.82
23:DB:2548:U:H1'	27:DK:23:LYS:NZ	1.93	0.82
44:DQ:87:VAL:HB	49:DR:52:PRO:HG3	1.61	0.82
32:D4:17:VAL:HG12	32:D4:18:LYS:H	1.42	0.82
40:DH:46:PHE:HA	40:DH:50:ARG:HH21	1.44	0.82
37:DL:6:LEU:H	37:DL:6:LEU:HD23	1.44	0.82
1:AA:97:G:H2'	1:AA:98:A:O4'	1.80	0.82
1:CA:269:C:H2'	1:CA:270:A:C8	2.15	0.82
20:AB:94:ARG:N	20:AB:94:ARG:HE	1.77	0.82
23:BB:2502:G:H5'	23:BB:2503:A:H5''	1.58	0.82
47:DF:125:GLY:HA2	47:DF:162:ASP:HA	1.61	0.82
33:D1:49:LYS:HG3	33:D1:50:GLU:H	1.44	0.82
23:DB:1098:A:H2'	24:DI:4:VAL:N	1.95	0.82
27:DK:41:ILE:HG13	27:DK:42:THR:N	1.95	0.82
3:CD:77:GLU:HA	3:CD:80:ARG:HG2	1.62	0.81
33:D1:47:ILE:H	33:D1:47:ILE:HD12	1.45	0.81
23:DB:322:A:H2'	29:DE:163:ASN:HD21	1.45	0.81
23:DB:1099:G:P	24:DI:3:LYS:HA	2.20	0.81
51:DZ:30:LEU:HD23	51:DZ:30:LEU:H	1.44	0.81
39:BX:12:GLU:HA	39:BX:15:ASN:HD21	1.44	0.81
14:CO:70:LEU:HD11	14:CO:77:ARG:HB2	1.62	0.81
23:DB:2366:A:H4'	52:DW:61:LYS:HE2	1.62	0.81
45:DS:10:ALA:HB3	45:DS:101:SER:HB2	1.61	0.81
35:DV:77:VAL:HG23	35:DV:89:ILE:HG23	1.62	0.81
1:AA:973:G:H3'	1:AA:974:A:H5''	1.62	0.81
23:BB:616:A:H3'	23:BB:617:G:H8	1.43	0.81
23:DB:460:A:H4'	50:DT:72:GLN:HB2	1.60	0.81
23:DB:1099:G:P	24:DI:4:VAL:H	2.02	0.81
39:DX:3:ALA:HA	39:DX:6:LEU:HD23	1.61	0.81
10:AK:28:ASN:HD21	10:AK:47:GLY:H	1.28	0.81

Continued on next page...

Continued from previous page...

Atom-1	Atom-2	Interatomic distance (Å)	Clash overlap (Å)
25:BC:156:SER:O	25:BC:194:VAL:HG11	1.80	0.81
23:DB:126:A:H5'	36:D2:19:ARG:HG3	1.62	0.81
26:DD:34:VAL:HG12	26:DD:94:GLN:H	1.45	0.81
49:DR:34:GLU:HG2	49:DR:60:LYS:HG2	1.62	0.81
20:CB:94:ARG:N	20:CB:94:ARG:HE	1.78	0.81
23:DB:2179:C:H2'	23:DB:2179:C:O2	1.80	0.81
23:DB:404:A:H4'	23:DB:405:U:H5'	1.63	0.81
20:AB:60:ALA:HA	20:AB:64:GLY:HA3	1.63	0.81
5:AF:62:MET:HG3	5:AF:64:VAL:HG23	1.62	0.81
53:B6:58:VAL:HG22	53:B6:68:VAL:HG22	1.63	0.81
40:BH:73:ASN:HD22	40:BH:74:ALA:H	1.25	0.81
52:BW:39:GLN:HG2	52:BW:40:ARG:N	1.95	0.81
10:CK:22:ILE:HG21	10:CK:95:THR:HG21	1.63	0.81
40:DH:132:PHE:O	40:DH:139:PHE:HA	1.80	0.81
42:BN:2:ARG:HG2	42:BN:5:LYS:HB2	1.62	0.81
6:CG:104:VAL:HG12	6:CG:108:ARG:HD2	1.61	0.81
14:AO:70:LEU:HD11	14:AO:77:ARG:HB2	1.61	0.81
23:BB:2443:C:H2'	23:BB:2444:G:H8	1.45	0.81
20:CB:60:ALA:HA	20:CB:64:GLY:HA3	1.61	0.81
23:BB:1019:U:H2'	23:BB:1020:A:C8	2.16	0.81
50:DT:15:HIS:H	50:DT:32:LEU:HA	1.46	0.81
8:AI:38:PHE:HZ	8:AI:74:GLN:HB3	1.46	0.81
18:AS:30:LEU:H	18:AS:48:ILE:HA	1.45	0.81
53:B6:143:LEU:O	53:B6:147:LEU:HG	1.80	0.81
28:BP:56:SER:HB2	28:BP:75:THR:HG21	1.63	0.81
51:BZ:35:SER:HA	51:BZ:50:ARG:HA	1.63	0.81
23:DB:616:A:H3'	23:DB:617:G:H8	1.45	0.81
1:AA:269:C:H2'	1:AA:270:A:C8	2.15	0.81
8:AI:48:ARG:HA	8:AI:51:LEU:HD12	1.63	0.81
1:CA:505:G:H5'	1:CA:534:U:H2'	1.62	0.81
1:CA:1170:A:H5'	20:CB:138:ARG:HH12	1.46	0.81
16:CQ:79:GLU:HG3	16:CQ:80:LYS:HZ1	1.46	0.81
1:AA:505:G:H5'	1:AA:534:U:H2'	1.63	0.80
11:CL:24:GLU:HB2	11:CL:26:CYS:SG	2.21	0.80
36:B2:30:VAL:HA	36:B2:33:ARG:NH2	1.96	0.80
46:BU:12:VAL:HG22	46:BU:69:VAL:HG12	1.62	0.80
35:BV:61:LEU:HD11	35:BV:74:ALA:HB2	1.64	0.80
12:CM:52:ILE:HD12	12:CM:55:LEU:HD12	1.61	0.80
41:DJ:25:LEU:HD22	41:DJ:26:GLY:H	1.44	0.80
23:BB:129:C:H2'	23:BB:130:C:C6	2.17	0.80
23:BB:858:G:H21	23:BB:2268:A:H3'	1.45	0.80

Continued on next page...

Continued from previous page...

Atom-1	Atom-2	Interatomic distance (Å)	Clash overlap (Å)
24:BI:55:PRO:HD3	24:BI:74:PRO:HD3	1.63	0.80
29:DE:47:LYS:HB3	29:DE:51:GLU:HB2	1.61	0.80
12:AM:21:ILE:HB	12:AM:24:VAL:HG22	1.62	0.80
25:BC:144:GLU:HG3	25:BC:151:GLY:H	1.46	0.80
34:D3:49:VAL:HG21	34:D3:54:LEU:HD13	1.63	0.80
23:DB:1437:C:H2'	23:DB:1438:U:C6	2.16	0.80
1:AA:764:C:H2'	1:AA:765:G:H5'	1.63	0.80
5:AF:29:ILE:HG21	5:AF:64:VAL:HG11	1.62	0.80
34:B3:49:VAL:HG21	34:B3:54:LEU:HD13	1.64	0.80
44:BQ:63:ARG:HH12	44:BQ:96:ASP:HB2	1.46	0.80
25:DC:156:SER:O	25:DC:194:VAL:HG11	1.81	0.80
47:DF:110:ILE:HA	47:DF:111:ARG:CZ	2.12	0.80
43:DO:27:VAL:HG21	43:DO:40:ILE:HD12	1.63	0.80
33:B1:47:ILE:H	33:B1:47:ILE:HD12	1.45	0.80
33:B1:49:LYS:HG3	33:B1:50:GLU:H	1.44	0.80
38:BM:19:GLY:HA2	38:BM:97:GLN:HB2	1.62	0.80
1:CA:1206:G:H4'	2:CC:192:TYR:HA	1.62	0.80
42:DN:33:ILE:HG22	42:DN:114:GLU:HB2	1.62	0.80
9:AJ:12:ALA:HB3	9:AJ:18:ILE:HB	1.64	0.80
40:BH:72:ILE:HD12	40:BH:110:VAL:HG11	1.64	0.80
5:CF:29:ILE:HG21	5:CF:64:VAL:HG11	1.63	0.80
24:DI:21:PRO:HB2	24:DI:22:PRO:HD3	1.64	0.80
38:DM:134:THR:HG22	38:DM:136:MET:H	1.45	0.80
42:DN:80:PHE:O	42:DN:85:PRO:HD3	1.81	0.80
3:AD:77:GLU:HA	3:AD:80:ARG:HG2	1.62	0.80
6:AG:104:VAL:HG12	6:AG:108:ARG:HD2	1.64	0.80
23:BB:1993:U:H4'	26:BD:133:THR:HG21	1.64	0.80
48:BG:17:LYS:HZ2	48:BG:18:ILE:H	1.29	0.80
23:BB:1060:U:OP2	24:BI:74:PRO:HA	1.80	0.80
23:DB:2579:C:H1'	26:DD:130:GLN:HE22	1.46	0.80
27:DK:47:ILE:HG12	27:DK:48:PRO:HD2	1.64	0.80
45:BS:10:ALA:HB3	45:BS:101:SER:HB2	1.64	0.80
23:BB:1459:G:H4'	23:BB:1461:C:N4	1.96	0.80
40:BH:116:ARG:NH1	40:BH:133:GLN:HB2	1.97	0.80
43:BO:27:VAL:HG21	43:BO:40:ILE:HD12	1.64	0.80
8:AI:34:LEU:HD21	8:AI:48:ARG:HE	1.48	0.79
47:BF:110:ILE:HA	47:BF:111:ARG:CZ	2.13	0.79
50:BT:11:LEU:HD22	50:BT:11:LEU:H	1.47	0.79
20:AB:202:ASN:ND2	20:AB:204:ASP:H	1.79	0.79
24:DI:11:GLN:HG2	24:DI:55:PRO:HB3	1.64	0.79
42:DN:2:ARG:HG2	42:DN:5:LYS:HB2	1.65	0.79

Continued on next page...

Continued from previous page...

Atom-1	Atom-2	Interatomic distance (Å)	Clash overlap (Å)
10:AK:24:ALA:HA	10:AK:29:THR:HG22	1.64	0.79
23:BB:181:A:H2'	23:BB:182:A:H8	1.45	0.79
23:BB:287:G:H2'	23:BB:288:U:C6	2.17	0.79
28:BP:75:THR:HG23	28:BP:76:HIS:H	1.44	0.79
11:CL:33:CYS:HA	11:CL:54:VAL:HA	1.64	0.79
23:DB:1099:G:H5''	24:DI:3:LYS:N	1.98	0.79
1:AA:842:U:H2'	1:AA:843:U:O3'	1.83	0.79
38:BM:37:GLY:HA3	38:BM:127:LYS:NZ	1.97	0.79
8:CI:48:ARG:HA	8:CI:51:LEU:HD12	1.63	0.79
34:B3:18:LYS:HD2	34:B3:20:GLY:H	1.47	0.79
23:BB:1412:U:H2'	23:BB:1413:A:H8	1.46	0.79
50:BT:15:HIS:H	50:BT:32:LEU:HA	1.46	0.79
3:CD:149:LYS:HD3	3:CD:177:MET:HG3	1.65	0.79
36:D2:30:VAL:HA	36:D2:33:ARG:NH2	1.96	0.79
23:DB:1796:U:H2'	23:DB:1797:G:H8	1.48	0.79
23:DB:858:G:N3	23:DB:2268:A:H2'	1.97	0.79
20:AB:198:VAL:HG12	20:AB:200:PRO:HD3	1.63	0.79
6:AG:142:ARG:HH11	6:AG:142:ARG:HB2	1.47	0.79
50:BT:69:ARG:HB3	50:BT:74:ILE:HA	1.65	0.79
1:CA:764:C:H2'	1:CA:765:G:H5'	1.65	0.79
23:DB:2741:A:H2'	23:DB:2742:G:O4'	1.82	0.79
43:DO:5:SER:HA	43:DO:8:ILE:HD12	1.65	0.79
51:DZ:35:SER:HA	51:DZ:50:ARG:HA	1.62	0.79
20:AB:156:LEU:HD12	20:AB:156:LEU:H	1.48	0.79
5:AF:1:MET:SD	5:AF:67:PRO:HD3	2.22	0.79
53:B6:134:ARG:NH2	53:B6:135:GLU:HG2	1.98	0.79
51:BZ:30:LEU:HD23	51:BZ:30:LEU:H	1.46	0.79
23:DB:1199:U:H2'	23:DB:1200:C:H6	1.48	0.79
2:AC:149:LYS:HB3	2:AC:200:TRP:HB2	1.65	0.79
6:AG:112:ASP:HB2	6:AG:118:ARG:HG2	1.65	0.79
23:BB:1082:U:C4	23:BB:1086:A:C2	2.71	0.79
23:BB:1437:C:H2'	23:BB:1438:U:C6	2.18	0.79
23:BB:2039:U:H2'	23:BB:2040:G:C8	2.16	0.79
42:BN:33:ILE:HG22	42:BN:114:GLU:HB2	1.62	0.79
22:DA:2:G:H2'	22:DA:3:C:H6	1.47	0.79
23:DB:1283:G:H22	23:DB:1286:A:H5'	1.45	0.79
40:DH:86:ASP:HB2	40:DH:89:LYS:HD3	1.65	0.79
41:DJ:58:ASN:HA	41:DJ:127:GLY:HA2	1.62	0.79
52:BW:9:THR:HG23	52:BW:10:ARG:HD3	1.65	0.79
1:AA:376:G:H5''	15:AP:5:ARG:HB2	1.65	0.79
12:AM:19:THR:HA	12:AM:24:VAL:HG23	1.65	0.79

Continued on next page...

Continued from previous page...

Atom-1	Atom-2	Interatomic distance (Å)	Clash overlap (Å)
23:BB:135:U:H2'	23:BB:136:G:C8	2.18	0.79
48:BG:157:LYS:HB3	48:BG:159:LYS:HG3	1.63	0.79
1:CA:1399:C:H4'	1:CA:1400:C:C5'	2.12	0.79
11:CL:48:LEU:HD22	53:D6:84:ARG:HH12	1.47	0.79
23:DB:1916:A:H2'	23:DB:1917:U:O4'	1.83	0.79
29:DE:29:HIS:NE2	37:DL:8:PRO:HG3	1.98	0.79
35:DV:61:LEU:HD11	35:DV:74:ALA:HB2	1.64	0.79
1:AA:116:A:H61	1:AA:313:A:H1'	1.48	0.78
6:AG:148:LYS:HG3	6:AG:151:ALA:HB3	1.63	0.78
23:BB:364:C:H2'	23:BB:365:U:C6	2.18	0.78
29:BE:29:HIS:NE2	37:BL:8:PRO:HG3	1.99	0.78
48:BG:167:VAL:HG23	48:BG:168:VAL:H	1.48	0.78
24:BI:21:PRO:HB2	24:BI:22:PRO:HD3	1.63	0.78
23:DB:90:U:H3'	23:DB:91:A:H5''	1.64	0.78
23:BB:163:C:H2'	23:BB:164:C:O4'	1.83	0.78
35:BV:31:TYR:HB3	35:BV:37:PRO:HG3	1.66	0.78
51:BZ:76:GLU:HG3	51:BZ:77:LYS:N	1.98	0.78
9:CJ:12:ALA:HB3	9:CJ:18:ILE:HB	1.63	0.78
12:CM:19:THR:HA	12:CM:24:VAL:HG23	1.63	0.78
17:CR:34:GLU:HB2	21:CU:18:PHE:HZ	1.46	0.78
25:DC:41:GLY:HA3	25:DC:53:ILE:HG21	1.66	0.78
28:DP:20:ARG:HG3	28:DP:21:PRO:HD2	1.65	0.78
28:DP:63:ILE:HA	28:DP:68:GLY:HA2	1.66	0.78
41:BJ:112:GLY:H	41:BJ:113:PRO:HD2	1.47	0.78
23:DB:1804:C:OP1	25:DC:256:THR:HB	1.82	0.78
23:DB:2144:G:O2'	23:DB:2146:C:H5''	1.83	0.78
23:DB:2346:A:H3'	23:DB:2347:C:H5''	1.63	0.78
48:DG:84:LYS:HB3	48:DG:132:LEU:O	1.83	0.78
35:DV:31:TYR:HB3	35:DV:37:PRO:HG3	1.65	0.78
10:AK:22:ILE:HG21	10:AK:95:THR:HG21	1.63	0.78
13:AN:63:CYS:HB3	13:AN:67:GLY:N	1.95	0.78
23:BB:2798:U:H1'	23:BB:2800:A:N6	1.99	0.78
24:BI:106:GLN:O	24:BI:110:GLN:HG3	1.84	0.78
41:BJ:25:LEU:HD22	41:BJ:26:GLY:H	1.48	0.78
49:BR:34:GLU:HG2	49:BR:60:LYS:HG2	1.65	0.78
8:CI:34:LEU:HD21	8:CI:48:ARG:HE	1.47	0.78
41:DJ:112:GLY:H	41:DJ:113:PRO:HD2	1.47	0.78
4:AE:81:GLN:H	4:AE:146:MET:HE3	1.44	0.78
23:BB:2886:A:H62	31:B0:39:ARG:NE	1.81	0.78
23:DB:1324:G:H1'	23:DB:1616:A:N6	1.97	0.78
47:DF:33:ILE:HD13	47:DF:98:PHE:HD2	1.46	0.78

Continued on next page...

Continued from previous page...

Atom-1	Atom-2	Interatomic distance (Å)	Clash overlap (Å)
38:DM:43:ALA:O	38:DM:46:ILE:HG12	1.84	0.78
1:AA:781:A:H2'	1:AA:782:A:H5'	1.66	0.78
16:AQ:13:SER:HB3	16:AQ:21:VAL:HB	1.66	0.78
48:BG:36:LEU:H	48:BG:36:LEU:HD22	1.48	0.78
1:CA:946:A:H2'	1:CA:947:G:C8	2.19	0.78
10:CK:28:ASN:HD21	10:CK:47:GLY:H	1.29	0.78
23:DB:1097:U:H2'	23:DB:1098:A:O4'	1.82	0.78
23:DB:163:C:H2'	23:DB:164:C:O4'	1.84	0.78
42:DN:85:PRO:HA	42:DN:88:ALA:HB2	1.66	0.78
52:DW:49:ASN:HB2	52:DW:60:ALA:HA	1.64	0.78
4:AE:52:ALA:HB2	4:AE:61:LYS:HE2	1.66	0.78
17:AR:34:GLU:HB2	21:AU:18:PHE:HZ	1.47	0.78
1:CA:1404:C:H2'	1:CA:1405:G:C8	2.18	0.78
23:DB:38:A:O2'	29:DE:43:THR:HA	1.84	0.78
22:BA:66:A:H61	22:BA:107:G:H2'	1.49	0.78
23:BB:1199:U:H2'	23:BB:1200:C:H6	1.48	0.78
44:BQ:111:LYS:HB2	49:BR:48:LYS:NZ	1.99	0.78
2:CC:156:LEU:HD11	2:CC:165:GLU:HB2	1.65	0.78
23:DB:1175:A:H3'	23:DB:1176:U:H5'	1.64	0.78
23:DB:1447:C:H2'	23:DB:1448:G:H8	1.49	0.78
24:DI:45:THR:HA	24:DI:48:ILE:HG22	1.66	0.78
35:DV:72:VAL:HG21	35:DV:91:PHE:HB3	1.66	0.78
1:AA:946:A:H2'	1:AA:947:G:C8	2.19	0.78
48:BG:84:LYS:HB3	48:BG:132:LEU:O	1.83	0.78
35:BV:70:ILE:HG12	35:BV:72:VAL:HG13	1.66	0.78
52:BW:49:ASN:HB2	52:BW:60:ALA:HA	1.66	0.78
39:BX:3:ALA:HA	39:BX:6:LEU:HD23	1.66	0.78
1:CA:781:A:H2'	1:CA:782:A:H5'	1.66	0.78
29:DE:145:ASP:HA	29:DE:166:LYS:HB3	1.66	0.78
21:AU:43:GLU:HA	21:AU:46:ARG:HD2	1.64	0.78
23:BB:129:C:H2'	23:BB:130:C:H6	1.48	0.78
48:BG:71:LEU:HA	48:BG:74:MET:SD	2.24	0.78
10:CK:17:ASP:HB3	10:CK:80:ASN:ND2	1.98	0.78
18:CS:61:VAL:HA	18:CS:65:MET:SD	2.23	0.78
23:DB:281:C:H2'	23:DB:282:A:H8	1.47	0.78
52:DW:39:GLN:HG2	52:DW:40:ARG:N	1.99	0.78
23:BB:1412:U:H2'	23:BB:1413:A:C8	2.18	0.77
23:BB:2769:U:H2'	23:BB:2770:G:C8	2.18	0.77
21:CU:43:GLU:HA	21:CU:46:ARG:HD2	1.66	0.77
11:AL:24:GLU:HB2	11:AL:26:CYS:SG	2.24	0.77
23:BB:2039:U:H2'	23:BB:2040:G:H8	1.46	0.77

Continued on next page...

Continued from previous page...

Atom-1	Atom-2	Interatomic distance (Å)	Clash overlap (Å)
41:BJ:57:LEU:HG	41:BJ:128:ASN:H	1.49	0.77
27:BK:41:ILE:HG13	27:BK:42:THR:N	1.98	0.77
27:BK:47:ILE:HG12	27:BK:48:PRO:HD2	1.66	0.77
35:BV:44:HIS:HE1	35:BV:86:LEU:H	1.31	0.77
1:CA:1078:U:H4'	4:CE:137:ARG:NH1	1.98	0.77
23:DB:181:A:H2'	23:DB:182:A:H8	1.46	0.77
23:DB:547:A:H5'	23:DB:548:G:H21	1.48	0.77
52:DW:9:THR:HG23	52:DW:10:ARG:HD3	1.66	0.77
1:AA:1238:A:H5'	1:AA:1336:C:H41	1.49	0.77
1:AA:522:C:H41	11:AL:49:ARG:HH22	1.29	0.77
46:BU:81:ARG:HH21	46:BU:81:ARG:H	1.33	0.77
13:CN:63:CYS:HB3	13:CN:67:GLY:N	1.99	0.77
32:D4:7:VAL:HG13	32:D4:8:LYS:H	1.48	0.77
38:DM:71:LYS:HE3	38:DM:73:ILE:HD11	1.65	0.77
19:AT:66:ILE:HG23	19:AT:70:LYS:HB3	1.67	0.77
33:B1:9:LYS:H	33:B1:9:LYS:HD3	1.48	0.77
44:BQ:87:VAL:HB	49:BR:52:PRO:HG3	1.64	0.77
1:CA:1078:U:H4'	4:CE:137:ARG:HH12	1.49	0.77
1:CA:1534:A:H62	21:CU:44:ARG:HH12	1.29	0.77
1:CA:376:G:H5''	15:CP:5:ARG:HB2	1.66	0.77
1:CA:973:G:H3'	1:CA:974:A:H5''	1.64	0.77
6:CG:142:ARG:HH11	6:CG:142:ARG:HB2	1.50	0.77
34:D3:18:LYS:HD2	34:D3:20:GLY:H	1.50	0.77
38:DM:19:GLY:HA2	38:DM:97:GLN:HB2	1.64	0.77
32:B4:7:VAL:HG13	32:B4:8:LYS:H	1.48	0.77
23:BB:942:G:H2'	23:BB:943:A:O4'	1.84	0.77
40:BH:90:LEU:HD11	40:BH:146:VAL:HG11	1.66	0.77
41:BJ:36:LEU:HD12	41:BJ:121:LYS:HE3	1.66	0.77
1:CA:842:U:H2'	1:CA:843:U:O3'	1.84	0.77
23:DB:142:A:H2'	23:DB:143:C:C6	2.19	0.77
28:DP:26:GLU:HB3	28:DP:84:SER:HB3	1.67	0.77
3:AD:10:LEU:HB3	3:AD:62:ARG:HD3	1.66	0.77
11:AL:33:CYS:HA	11:AL:54:VAL:HA	1.64	0.77
53:B6:106:LEU:H	53:B6:106:LEU:HD23	1.50	0.77
23:BB:98:G:H22	46:BU:6:ARG:NH1	1.82	0.77
42:BN:45:ARG:HG3	42:BN:95:THR:HG21	1.66	0.77
46:BU:27:VAL:HG23	46:BU:33:VAL:HG12	1.67	0.77
3:CD:70:GLN:HE22	3:CD:96:ARG:HH12	1.32	0.77
23:DB:1080:A:H2'	23:DB:1081:U:H6	1.48	0.77
23:DB:2039:U:H2'	23:DB:2040:G:C8	2.19	0.77
24:DI:72:THR:HG21	24:DI:112:LYS:HA	1.67	0.77

Continued on next page...

Continued from previous page...

Atom-1	Atom-2	Interatomic distance (Å)	Clash overlap (Å)
39:DX:12:GLU:HA	39:DX:15:ASN:HD21	1.48	0.77
22:BA:104:A:H2'	22:BA:105:G:O4'	1.85	0.77
24:BI:27:LEU:HD12	24:BI:32:VAL:HG11	1.66	0.77
39:BX:37:LEU:HD23	39:BX:39:GLN:H	1.49	0.77
42:DN:107:ASN:HD21	45:DS:40:ASN:HD22	1.32	0.77
1:AA:993:G:H2'	1:AA:995:C:H41	1.50	0.77
23:BB:1551:A:H3'	23:BB:1552:A:H5''	1.67	0.77
23:BB:773:U:H5'	23:BB:774:G:OP2	1.85	0.77
29:BE:47:LYS:HB3	29:BE:51:GLU:HB2	1.65	0.77
3:CD:25:ARG:HD3	3:CD:26:ALA:N	2.00	0.77
6:CG:23:ALA:O	6:CG:26:VAL:HG22	1.85	0.77
23:DB:102:U:H2'	39:DX:2:LYS:HE3	1.66	0.77
23:DB:1911:U:H2'	23:DB:1918:A:N1	1.99	0.77
1:AA:239:U:H4'	1:AA:239:U:OP1	1.83	0.77
5:AF:6:ILE:HG23	5:AF:62:MET:HB3	1.66	0.77
23:BB:1203:U:H1'	37:BL:4:ASN:ND2	1.95	0.77
23:BB:2563:U:H2'	23:BB:2565:A:OP2	1.85	0.77
23:BB:2720:U:H5''	28:BP:52:ARG:NH2	2.00	0.77
37:BL:6:LEU:HD23	37:BL:6:LEU:H	1.46	0.77
9:CJ:51:VAL:HG23	13:CN:80:ARG:HB2	1.67	0.77
9:CJ:52:LEU:HG	9:CJ:62:ARG:HE	1.50	0.77
10:CK:55:ARG:HH12	10:CK:60:PHE:HD1	1.32	0.77
1:CA:1328:C:H5''	12:CM:27:THR:HG21	1.65	0.77
23:DB:1082:U:C4	23:DB:1086:A:C2	2.73	0.77
23:DB:1551:A:H3'	23:DB:1552:A:H5''	1.67	0.77
23:DB:2800:A:H2'	23:DB:2801:G:O4'	1.85	0.77
23:DB:547:A:H5'	23:DB:548:G:N2	1.99	0.77
42:DN:45:ARG:HG3	42:DN:95:THR:HG21	1.66	0.77
1:AA:1399:C:H4'	1:AA:1400:C:C5'	2.15	0.77
37:BL:121:THR:HB	37:BL:141:LYS:HD2	1.66	0.77
38:BM:43:ALA:O	38:BM:46:ILE:HG12	1.84	0.77
28:BP:7:LEU:HD12	28:BP:7:LEU:H	1.49	0.77
48:DG:36:LEU:H	48:DG:36:LEU:HD22	1.50	0.77
1:AA:1458:G:H5''	19:AT:25:SER:HB2	1.67	0.76
23:BB:1199:U:H2'	23:BB:1200:C:C6	2.20	0.76
27:BK:112:PHE:O	27:BK:115:ILE:HG22	1.84	0.76
38:BM:2:LEU:HD23	38:BM:46:ILE:HD11	1.65	0.76
42:BN:80:PHE:O	42:BN:85:PRO:HD3	1.83	0.76
1:CA:269:C:H2'	1:CA:270:A:H8	1.50	0.76
1:CA:116:A:H61	1:CA:313:A:H1'	1.49	0.76
23:DB:856:G:H1'	52:DW:23:LYS:HB3	1.66	0.76

Continued on next page...

Continued from previous page...

Atom-1	Atom-2	Interatomic distance (Å)	Clash overlap (Å)
40:DH:54:LEU:HD22	40:DH:58:LEU:HD11	1.65	0.76
49:DR:28:ALA:O	49:DR:63:VAL:HG21	1.84	0.76
50:DT:29:THR:H	50:DT:91:GLN:HE22	1.32	0.76
1:AA:1328:C:H5''	12:AM:27:THR:HG21	1.68	0.76
23:BB:2732:G:H3'	23:BB:2733:A:H5'	1.66	0.76
23:BB:1076:C:H4'	24:BI:94:LYS:CE	2.14	0.76
49:BR:28:ALA:O	49:BR:63:VAL:HG21	1.85	0.76
1:CA:706:A:H4'	10:CK:30:ILE:HD11	1.68	0.76
1:CA:993:G:H2'	1:CA:995:C:H41	1.49	0.76
1:CA:408:A:OP1	3:CD:111:ALA:HB3	1.85	0.76
18:CS:30:LEU:H	18:CS:48:ILE:HA	1.48	0.76
23:DB:2103:C:H3'	23:DB:2104:C:C2	2.21	0.76
28:DP:7:LEU:H	28:DP:7:LEU:HD12	1.51	0.76
39:DX:37:LEU:HD23	39:DX:39:GLN:H	1.50	0.76
3:AD:149:LYS:HD3	3:AD:177:MET:HG3	1.67	0.76
23:BB:2795:C:H2'	23:BB:2796:U:O4'	1.85	0.76
28:BP:26:GLU:HB3	28:BP:84:SER:HB3	1.67	0.76
44:BQ:105:PHE:HA	44:BQ:108:LEU:HD12	1.66	0.76
1:CA:1226:C:H4'	1:CA:1227:A:OP1	1.84	0.76
1:CA:1238:A:H5'	1:CA:1336:C:H41	1.49	0.76
51:DZ:7:VAL:HG13	51:DZ:8:THR:HG23	1.66	0.76
23:BB:90:U:H3'	23:BB:91:A:H5''	1.67	0.76
26:BD:106:LYS:HB3	26:BD:206:ALA:N	2.00	0.76
2:CC:26:LYS:HG3	2:CC:27:GLU:H	1.50	0.76
23:DB:2732:G:H3'	23:DB:2733:A:H5'	1.68	0.76
51:DZ:54:LYS:HA	51:DZ:57:ARG:HD3	1.67	0.76
1:AA:1238:A:H5'	1:AA:1336:C:N4	2.00	0.76
2:AC:26:LYS:HG3	2:AC:27:GLU:H	1.49	0.76
38:BM:134:THR:HG22	38:BM:136:MET:H	1.48	0.76
1:CA:1412:C:H2'	1:CA:1413:A:C8	2.21	0.76
1:CA:674:G:H2'	1:CA:675:A:H8	1.49	0.76
23:DB:2674:G:H4'	27:DK:30:ARG:HG3	1.67	0.76
40:DH:96:THR:HG23	40:DH:97:ARG:H	1.50	0.76
24:DI:105:LEU:HD13	24:DI:129:GLU:HG2	1.65	0.76
23:DB:1099:G:OP2	24:DI:3:LYS:HA	1.85	0.76
35:DV:70:ILE:HG12	35:DV:72:VAL:HG13	1.68	0.76
2:AC:69:THR:HG21	2:AC:75:VAL:HG21	1.66	0.76
10:AK:17:ASP:HB3	10:AK:80:ASN:ND2	2.01	0.76
23:BB:1447:C:H2'	23:BB:1448:G:H8	1.50	0.76
23:BB:2306:C:H3'	23:BB:2307:G:H5'	1.68	0.76
23:BB:2591:C:H2'	23:BB:2592:G:C8	2.21	0.76

Continued on next page...

Continued from previous page...

Atom-1	Atom-2	Interatomic distance (Å)	Clash overlap (Å)
38:BM:19:GLY:HA2	38:BM:98:PRO:HD2	1.67	0.76
1:CA:1238:A:H5'	1:CA:1336:C:N4	2.00	0.76
53:D6:137:LEU:HD13	53:D6:161:ILE:HG21	1.68	0.76
40:DH:127:GLU:HA	40:DH:145:ASN:HA	1.66	0.76
1:AA:674:G:H2'	1:AA:675:A:H8	1.51	0.76
2:AC:156:LEU:HD11	2:AC:165:GLU:HB2	1.65	0.76
10:AK:55:ARG:HH12	10:AK:60:PHE:HD1	1.31	0.76
23:BB:590:A:H2'	23:BB:591:U:C6	2.21	0.76
25:BC:132:ARG:HD3	25:BC:166:ARG:HH12	1.51	0.76
1:CA:1534:A:N6	21:CU:44:ARG:HH22	1.84	0.76
22:DA:66:A:H61	22:DA:107:G:H2'	1.51	0.76
23:DB:2813:A:H2'	23:DB:2814:A:H8	1.51	0.76
1:AA:532:A:N6	2:AC:191:THR:HB	2.01	0.76
41:BJ:17:VAL:HG23	41:BJ:137:PRO:HB2	1.66	0.76
26:DD:91:THR:HG23	26:DD:92:VAL:H	1.51	0.76
24:DI:55:PRO:HD3	24:DI:74:PRO:HD3	1.67	0.76
41:DJ:57:LEU:HG	41:DJ:128:ASN:H	1.50	0.76
1:AA:1226:C:H4'	1:AA:1227:A:OP1	1.86	0.76
40:BH:130:VAL:HG23	40:BH:142:VAL:HB	1.67	0.76
49:BR:7:SER:HB2	49:BR:22:LEU:HB3	1.68	0.76
1:CA:575:G:H4'	1:CA:576:C:O5'	1.85	0.76
3:CD:10:LEU:HB3	3:CD:62:ARG:HD3	1.67	0.76
53:D6:30:THR:C	53:D6:32:ARG:H	1.86	0.76
23:DB:590:A:H2'	23:DB:591:U:C6	2.21	0.76
41:DJ:17:VAL:HG23	41:DJ:137:PRO:HB2	1.67	0.76
27:DK:102:PRO:HA	27:DK:120:PRO:HB3	1.67	0.76
50:DT:11:LEU:H	50:DT:11:LEU:HD22	1.51	0.76
46:DU:78:LYS:HD3	46:DU:79:ALA:H	1.48	0.76
4:AE:93:VAL:HG13	4:AE:126:ALA:HB2	1.68	0.76
6:AG:21:LEU:H	6:AG:21:LEU:HD23	1.51	0.76
23:BB:274:C:H2'	23:BB:275:C:O4'	1.85	0.76
28:BP:20:ARG:HG3	28:BP:21:PRO:HD2	1.67	0.76
3:CD:155:LYS:HA	3:CD:158:LEU:HD12	1.66	0.76
1:CA:1534:A:N6	21:CU:44:ARG:HH12	1.83	0.76
26:DD:106:LYS:HB3	26:DD:206:ALA:N	2.00	0.76
48:DG:157:LYS:HB3	48:DG:159:LYS:HG3	1.67	0.76
23:BB:79:C:HO2'	23:BB:346:A:H1'	1.48	0.75
47:BF:65:LEU:HD23	47:BF:87:LYS:HD2	1.68	0.75
51:BZ:7:VAL:HG13	51:BZ:8:THR:HG23	1.68	0.75
11:CL:51:VAL:HG12	11:CL:52:CYS:H	1.51	0.75
23:DB:1535:A:H3'	23:DB:1536:C:H6	1.51	0.75

Continued on next page...

Continued from previous page...

Atom-1	Atom-2	Interatomic distance (Å)	Clash overlap (Å)
23:DB:1993:U:H4'	26:DD:133:THR:HG21	1.68	0.75
38:DM:19:GLY:HA2	38:DM:98:PRO:HD2	1.67	0.75
1:AA:373:A:H1'	1:AA:481:G:N3	2.01	0.75
6:AG:23:ALA:O	6:AG:26:VAL:HG22	1.87	0.75
23:BB:137:U:H2'	23:BB:138:U:O4'	1.87	0.75
23:BB:2144:G:H2'	23:BB:2146:C:H5'	1.67	0.75
23:BB:404:A:H4'	23:BB:405:U:H5'	1.69	0.75
1:CA:1170:A:H5'	20:CB:138:ARG:NH1	2.00	0.75
12:CM:10:ASP:HA	12:CM:44:ILE:HD13	1.68	0.75
34:D3:37:THR:HA	34:D3:40:LYS:HE2	1.68	0.75
23:DB:2305:U:H5''	47:DF:130:GLY:HA3	1.67	0.75
48:DG:71:LEU:HA	48:DG:74:MET:SD	2.26	0.75
23:DB:1080:A:H4'	24:DI:126:ARG:CD	2.15	0.75
46:DU:27:VAL:HG23	46:DU:33:VAL:HG12	1.67	0.75
8:AI:94:ARG:HH11	8:AI:94:ARG:HB3	1.51	0.75
9:AJ:8:ILE:HG13	9:AJ:100:ILE:HG22	1.67	0.75
21:AU:36:PHE:HB3	21:AU:40:PRO:CD	2.14	0.75
22:BA:49:C:H2'	22:BA:50:A:H8	1.51	0.75
23:BB:2078:C:H2'	23:BB:2079:U:C6	2.21	0.75
23:BB:2813:A:H2'	23:BB:2814:A:H8	1.51	0.75
48:BG:17:LYS:HZ3	48:BG:17:LYS:HA	1.50	0.75
35:BV:72:VAL:HG12	35:BV:93:ARG:HA	1.69	0.75
8:CI:19:PHE:HB2	8:CI:63:TYR:HB3	1.68	0.75
13:CN:26:LEU:HD23	13:CN:27:LYS:H	1.51	0.75
19:CT:66:ILE:HG23	19:CT:70:LYS:HB3	1.68	0.75
53:D6:61:PRO:HG2	53:D6:67:VAL:HG13	1.65	0.75
23:DB:1099:G:O4'	24:DI:3:LYS:C	2.24	0.75
23:DB:1406:U:H2'	23:DB:1407:G:C8	2.22	0.75
23:DB:1597:A:H5''	23:DB:1598:A:H5'	1.67	0.75
52:DW:39:GLN:NE2	52:DW:42:THR:HB	2.00	0.75
51:DZ:76:GLU:HG3	51:DZ:77:LYS:N	1.99	0.75
11:AL:51:VAL:HG12	11:AL:52:CYS:H	1.52	0.75
34:B3:37:THR:HA	34:B3:40:LYS:HE2	1.68	0.75
23:BB:1790:C:O2'	25:BC:207:ALA:HB2	1.86	0.75
48:DG:115:GLN:H	48:DG:115:GLN:CD	1.89	0.75
3:AD:155:LYS:HA	3:AD:158:LEU:HD12	1.67	0.75
3:AD:25:ARG:HD3	3:AD:26:ALA:N	2.02	0.75
3:AD:70:GLN:HE22	3:AD:96:ARG:HH12	1.34	0.75
10:AK:22:ILE:HD12	10:AK:85:VAL:HG22	1.69	0.75
23:BB:423:A:H5'	23:BB:424:G:C5'	2.16	0.75
26:BD:34:VAL:CG1	26:BD:94:GLN:H	1.99	0.75

Continued on next page...

Continued from previous page...

Atom-1	Atom-2	Interatomic distance (Å)	Clash overlap (Å)
29:BE:148:ILE:HA	29:BE:187:VAL:HB	1.68	0.75
42:BN:107:ASN:HD21	45:BS:40:ASN:HD22	1.33	0.75
23:DB:1230:A:H2'	23:DB:1231:U:C6	2.22	0.75
25:DC:132:ARG:HD3	25:DC:166:ARG:HH12	1.48	0.75
3:AD:138:PRO:HA	3:AD:181:PHE:HD2	1.50	0.75
53:B6:50:VAL:HG21	53:B6:55:ILE:HD13	1.68	0.75
23:BB:2346:A:H3'	23:BB:2347:C:H5''	1.68	0.75
47:BF:33:ILE:HD13	47:BF:98:PHE:HD2	1.50	0.75
51:BZ:49:LEU:HD12	51:BZ:49:LEU:H	1.51	0.75
2:CC:69:THR:HG21	2:CC:75:VAL:HG21	1.68	0.75
3:CD:146:GLU:HA	3:CD:149:LYS:HG2	1.67	0.75
3:CD:138:PRO:HA	3:CD:181:PHE:HD2	1.52	0.75
1:CA:1534:A:H62	21:CU:44:ARG:HH22	1.35	0.75
23:DB:1098:A:H2'	24:DI:4:VAL:CA	2.17	0.75
23:DB:878:A:H1'	23:DB:899:A:H62	1.52	0.75
35:DV:44:HIS:HE1	35:DV:86:LEU:H	1.32	0.75
1:AA:1032:G:N3	1:AA:1032:G:H5''	2.02	0.75
9:AJ:51:VAL:HG23	13:AN:80:ARG:HB2	1.68	0.75
23:BB:1230:A:H2'	23:BB:1231:U:C6	2.22	0.75
23:BB:728:G:HO2'	23:BB:730:A:H8	1.33	0.75
40:BH:68:ARG:HG3	40:BH:134:VAL:HG21	1.68	0.75
50:BT:55:VAL:HA	50:BT:87:LEU:HA	1.69	0.75
35:BV:77:VAL:HG23	35:BV:89:ILE:HG23	1.68	0.75
20:CB:202:ASN:ND2	20:CB:204:ASP:H	1.85	0.75
33:D1:33:LEU:HB3	33:D1:51:ALA:CB	2.17	0.75
23:DB:1338:G:H4'	50:DT:18:GLU:HG3	1.69	0.75
23:DB:1550:C:H2'	23:DB:1551:A:H8	1.51	0.75
23:DB:2471:A:O2'	23:DB:2472:G:H8	1.69	0.75
48:DG:30:GLY:HA3	48:DG:78:VAL:HA	1.69	0.75
48:DG:37:ASN:HD21	48:DG:40:VAL:HB	1.52	0.75
38:DM:108:VAL:HG13	38:DM:112:LEU:HB3	1.69	0.75
44:DQ:29:ARG:HB3	44:DQ:29:ARG:HH11	1.52	0.75
1:AA:484:G:H4'	1:AA:485:U:O5'	1.87	0.75
23:BB:79:C:O2'	23:BB:346:A:H1'	1.86	0.75
38:BM:71:LYS:HE3	38:BM:73:ILE:HD11	1.69	0.75
50:BT:29:THR:H	50:BT:91:GLN:HE22	1.33	0.75
50:BT:39:THR:HG22	50:BT:42:GLU:HG2	1.67	0.75
52:BW:18:LYS:HE2	52:BW:19:ARG:NH2	2.01	0.75
19:CT:85:LEU:HD23	19:CT:86:ALA:H	1.51	0.75
11:CL:48:LEU:HD22	53:D6:84:ARG:NH1	2.02	0.75
49:DR:4:VAL:O	49:DR:38:VAL:HA	1.87	0.75

Continued on next page...

Continued from previous page...

Atom-1	Atom-2	Interatomic distance (Å)	Clash overlap (Å)
50:DT:39:THR:HG22	50:DT:42:GLU:HG2	1.67	0.75
26:BD:91:THR:HG23	26:BD:92:VAL:H	1.51	0.75
14:CO:36:ILE:HD13	14:CO:59:MET:HE3	1.67	0.75
23:DB:106:C:H2'	23:DB:107:G:H8	1.52	0.75
37:DL:82:LEU:HD23	37:DL:90:VAL:HG21	1.69	0.75
23:BB:1258:U:H4'	29:BE:79:ARG:HD2	1.69	0.74
23:BB:1942:C:O4'	53:B6:133:ARG:NH1	2.15	0.74
23:BB:2800:A:H2'	23:BB:2801:G:O4'	1.86	0.74
20:CB:156:LEU:H	20:CB:156:LEU:HD12	1.51	0.74
20:CB:96:LEU:HD21	20:CB:146:SER:HB2	1.66	0.74
23:DB:580:U:H2'	23:DB:581:C:C6	2.22	0.74
38:DM:37:GLY:HA3	38:DM:127:LYS:NZ	2.02	0.74
43:DO:35:ILE:HG13	43:DO:71:ALA:HB2	1.69	0.74
44:DQ:26:ALA:HA	44:DQ:29:ARG:HG3	1.69	0.74
20:AB:96:LEU:HD21	20:AB:146:SER:HB2	1.68	0.74
35:BV:72:VAL:HG21	35:BV:91:PHE:HB3	1.67	0.74
17:CR:34:GLU:H	17:CR:34:GLU:CD	1.90	0.74
47:DF:41:GLU:HB2	47:DF:48:LEU:HD11	1.67	0.74
45:DS:26:GLY:H	45:DS:71:VAL:HG13	1.52	0.74
9:AJ:52:LEU:HG	9:AJ:62:ARG:HE	1.52	0.74
23:BB:1729:U:H3'	23:BB:1730:C:H4'	1.69	0.74
37:BL:79:LEU:HG	37:BL:112:LEU:HA	1.68	0.74
37:BL:124:GLY:H	37:BL:143:GLU:HG3	1.51	0.74
1:CA:1391:U:H2'	1:CA:1392:G:C8	2.22	0.74
2:CC:48:LYS:HD3	2:CC:48:LYS:H	1.51	0.74
23:DB:1169:A:H2'	23:DB:1170:C:C6	2.22	0.74
37:DL:121:THR:HB	37:DL:141:LYS:HD2	1.70	0.74
12:AM:10:ASP:HA	12:AM:44:ILE:HD13	1.68	0.74
33:B1:33:LEU:HB3	33:B1:51:ALA:CB	2.18	0.74
23:BB:1024:G:C3'	23:BB:1025:G:H5''	2.17	0.74
25:BC:41:GLY:HA3	25:BC:53:ILE:HG21	1.68	0.74
53:D6:107:THR:O	53:D6:111:ARG:HB2	1.87	0.74
23:DB:1178:C:H2'	23:DB:1179:G:H8	1.51	0.74
23:DB:2795:C:H2'	23:DB:2796:U:O4'	1.87	0.74
1:AA:269:C:H2'	1:AA:270:A:H8	1.51	0.74
3:AD:88:ASN:O	3:AD:92:LEU:HD23	1.88	0.74
8:AI:21:LYS:HG2	8:AI:22:PRO:HD2	1.69	0.74
12:AM:70:ARG:HH22	47:BF:112:ASP:HB3	1.52	0.74
26:BD:113:SER:HB2	26:BD:168:GLU:H	1.52	0.74
29:BE:145:ASP:HA	29:BE:166:LYS:HB3	1.69	0.74
48:BG:115:GLN:H	48:BG:115:GLN:CD	1.90	0.74

Continued on next page...

Continued from previous page...

Atom-1	Atom-2	Interatomic distance (Å)	Clash overlap (Å)
24:BI:33:ASN:HD21	24:BI:64:ARG:HH11	1.36	0.74
1:CA:1060:U:H4'	9:CJ:54:SER:HB2	1.68	0.74
33:D1:9:LYS:H	33:D1:9:LYS:HD3	1.51	0.74
40:DH:84:ALA:HA	40:DH:90:LEU:HA	1.69	0.74
35:DV:77:VAL:HG12	38:DM:136:MET:HG2	1.68	0.74
28:DP:50:ARG:HB2	28:DP:56:SER:HB3	1.67	0.74
45:DS:27:LYS:O	45:DS:32:ALA:HB2	1.88	0.74
2:AC:48:LYS:H	2:AC:48:LYS:HD3	1.52	0.74
23:BB:280:U:H2'	23:BB:281:C:C6	2.21	0.74
23:BB:784:G:C6	25:BC:227:VAL:HG11	2.23	0.74
1:CA:1311:A:N7	18:CS:1:PRO:HG3	2.02	0.74
8:CI:94:ARG:HH11	8:CI:94:ARG:HB3	1.52	0.74
23:DB:2814:A:H4'	31:D0:25:THR:HG21	1.69	0.74
23:DB:721:A:H2'	23:DB:722:A:H8	1.53	0.74
47:DF:49:LEU:HD11	47:DF:66:ILE:HD12	1.68	0.74
40:DH:54:LEU:HA	40:DH:58:LEU:HG	1.70	0.74
19:AT:85:LEU:HD23	19:AT:86:ALA:H	1.53	0.74
47:BF:41:GLU:HB2	47:BF:48:LEU:HD11	1.69	0.74
37:BL:135:ILE:HG12	37:BL:140:GLY:HA3	1.69	0.74
42:BN:85:PRO:HA	42:BN:88:ALA:HB2	1.68	0.74
1:CA:1080:A:H5''	4:CE:20:VAL:HG11	1.70	0.74
23:DB:1654:A:O2'	26:DD:118:PHE:HB2	1.88	0.74
26:DD:37:VAL:HG23	26:DD:91:THR:HA	1.69	0.74
35:DV:42:LEU:H	35:DV:42:LEU:HD23	1.51	0.74
35:DV:9:ARG:NH2	35:DV:12:GLN:HA	2.03	0.74
36:B2:26:ASN:HA	36:B2:29:GLN:HB3	1.69	0.74
53:B6:108:GLU:O	53:B6:112:LYS:HG3	1.87	0.74
23:BB:580:U:H2'	23:BB:581:C:C6	2.23	0.74
25:BC:77:VAL:HG23	25:BC:112:GLY:H	1.53	0.74
48:BG:30:GLY:HA3	48:BG:78:VAL:HA	1.68	0.74
28:BP:50:ARG:HB2	28:BP:56:SER:HB3	1.69	0.74
51:BZ:54:LYS:HA	51:BZ:57:ARG:HD3	1.68	0.74
1:CA:373:A:H1'	1:CA:481:G:N3	2.02	0.74
1:CA:484:G:H4'	1:CA:485:U:O5'	1.87	0.74
2:CC:149:LYS:HB3	2:CC:200:TRP:HB2	1.70	0.74
19:CT:43:LYS:HA	19:CT:85:LEU:HD11	1.70	0.74
23:DB:1168:G:H2'	23:DB:1169:A:C8	2.23	0.74
50:DT:69:ARG:HB3	50:DT:74:ILE:HA	1.68	0.74
1:AA:408:A:OP1	3:AD:111:ALA:HB3	1.87	0.74
23:BB:1241:A:H2'	23:BB:1242:U:H5'	1.70	0.74
23:BB:2866:U:H4'	23:BB:2867:G:H4'	1.70	0.74

Continued on next page...

Continued from previous page...

Atom-1	Atom-2	Interatomic distance (Å)	Clash overlap (Å)
23:BB:922:C:H1'	52:BW:22:VAL:HG21	1.70	0.74
26:BD:148:GLN:HG3	26:BD:152:PRO:HB3	1.69	0.74
37:BL:121:THR:HG22	37:BL:141:LYS:HB3	1.70	0.74
5:CF:1:MET:SD	5:CF:67:PRO:HD3	2.27	0.74
23:DB:1199:U:H2'	23:DB:1200:C:C6	2.21	0.74
23:DB:138:U:O3'	23:DB:139:U:H3'	1.87	0.74
27:DK:107:LEU:HD12	27:DK:107:LEU:H	1.52	0.74
37:DL:79:LEU:HB3	37:DL:115:GLU:O	1.88	0.74
42:DN:49:GLU:HB2	42:DN:50:PRO:HD3	1.70	0.74
44:DQ:89:ILE:HB	49:DR:11:GLN:HE22	1.51	0.74
50:DT:55:VAL:HA	50:DT:87:LEU:HA	1.70	0.74
1:AA:21:G:H2'	1:AA:22:G:C8	2.23	0.74
20:AB:128:LEU:HD13	20:AB:129:THR:H	1.53	0.74
3:AD:94:GLU:HG2	3:AD:185:PRO:HG3	1.69	0.74
32:B4:7:VAL:HG23	32:B4:35:GLN:HB2	1.70	0.74
23:BB:2243:U:H2'	23:BB:2244:U:C6	2.23	0.74
23:BB:2471:A:O2'	23:BB:2472:G:H8	1.70	0.74
23:BB:532:A:H4'	23:BB:533:G:C8	2.22	0.74
27:BK:102:PRO:HA	27:BK:120:PRO:HB3	1.70	0.74
4:CE:143:LEU:O	4:CE:146:MET:HG2	1.88	0.74
26:DD:34:VAL:CG1	26:DD:94:GLN:H	2.01	0.74
40:DH:117:LEU:HD12	40:DH:118:PRO:HD2	1.69	0.74
49:DR:7:SER:HB2	49:DR:22:LEU:HB3	1.69	0.74
46:DU:14:THR:HB	46:DU:68:ASN:HB3	1.70	0.74
1:AA:91:U:H6	1:AA:91:U:O5'	1.69	0.73
4:AE:143:LEU:O	4:AE:146:MET:HG2	1.88	0.73
23:BB:140:C:H4'	23:BB:141:G:H21	1.52	0.73
25:BC:140:VAL:HG12	25:BC:141:HIS:H	1.53	0.73
29:BE:108:ILE:HD11	29:BE:181:ILE:HB	1.69	0.73
29:BE:60:TRP:O	29:BE:61:ARG:HB2	1.88	0.73
39:BX:39:GLN:HB3	39:BX:42:LEU:HD13	1.68	0.73
16:CQ:13:SER:HB3	16:CQ:21:VAL:HB	1.70	0.73
23:DB:2443:C:H2'	23:DB:2444:G:H8	1.51	0.73
23:DB:2728:U:H5'	27:DK:70:ARG:NH2	2.03	0.73
37:DL:135:ILE:HG12	37:DL:140:GLY:HA3	1.68	0.73
46:DU:11:ILE:HG22	46:DU:70:ALA:HB3	1.70	0.73
30:DY:6:ILE:HG22	30:DY:56:VAL:HA	1.69	0.73
20:AB:184:ALA:HB3	20:AB:195:VAL:HG21	1.70	0.73
1:AA:617:G:H4'	15:AP:46:LYS:HE2	1.70	0.73
23:BB:1406:U:H2'	23:BB:1407:G:C8	2.22	0.73
23:BB:152:A:H2'	23:BB:153:U:C6	2.23	0.73

Continued on next page...

Continued from previous page...

Atom-1	Atom-2	Interatomic distance (Å)	Clash overlap (Å)
47:BF:115:GLY:HA2	47:BF:177:ARG:HH11	1.52	0.73
48:BG:89:VAL:HB	48:BG:159:LYS:HA	1.70	0.73
44:BQ:63:ARG:NH2	44:BQ:96:ASP:HA	2.03	0.73
1:CA:841:C:H3'	1:CA:843:U:OP2	1.88	0.73
23:DB:1024:G:C3'	23:DB:1025:G:H5''	2.18	0.73
23:DB:2425:A:H5'	23:DB:2427:C:O4'	1.88	0.73
29:DE:148:ILE:HD13	29:DE:187:VAL:HG21	1.70	0.73
29:DE:148:ILE:HA	29:DE:187:VAL:HB	1.68	0.73
28:DP:75:THR:HG23	28:DP:76:HIS:N	2.02	0.73
6:AG:43:TYR:O	6:AG:47:GLU:HG2	1.88	0.73
1:CA:21:G:H2'	1:CA:22:G:C8	2.23	0.73
1:CA:518:C:H2'	1:CA:530:G:C8	2.24	0.73
6:CG:21:LEU:H	6:CG:21:LEU:HD23	1.51	0.73
22:DA:104:A:H2'	22:DA:105:G:O4'	1.87	0.73
23:DB:2471:A:HO2'	23:DB:2472:G:H8	1.35	0.73
41:DJ:45:THR:H	41:DJ:46:PRO:HD3	1.53	0.73
1:AA:1007:U:H2'	1:AA:1008:U:C6	2.23	0.73
1:AA:1060:U:H4'	9:AJ:54:SER:HB2	1.69	0.73
3:AD:70:GLN:HE22	3:AD:96:ARG:NH1	1.85	0.73
5:AF:88:MET:SD	17:AR:64:LEU:HD11	2.28	0.73
11:AL:17:LYS:N	11:AL:17:LYS:HE3	2.03	0.73
13:AN:26:LEU:HD23	13:AN:27:LYS:H	1.53	0.73
23:BB:1338:G:H4'	50:BT:18:GLU:HG3	1.70	0.73
23:BB:2188:U:H2'	23:BB:2189:U:C6	2.24	0.73
29:BE:148:ILE:HD13	29:BE:187:VAL:HG21	1.70	0.73
47:BF:102:LEU:HD22	47:BF:103:ILE:N	2.04	0.73
38:BM:67:VAL:HG11	38:BM:102:LEU:HD13	1.69	0.73
35:BV:9:ARG:NH2	35:BV:12:GLN:HA	2.02	0.73
22:BA:83:G:OP1	30:BY:16:LEU:HD21	1.88	0.73
1:CA:1412:C:H2'	1:CA:1413:A:H8	1.52	0.73
6:CG:112:ASP:HB2	6:CG:118:ARG:HG2	1.69	0.73
23:DB:137:U:H2'	23:DB:138:U:O4'	1.89	0.73
23:DB:423:A:H5'	23:DB:424:G:H5'	1.71	0.73
1:AA:1391:U:H2'	1:AA:1392:G:C8	2.23	0.73
5:AF:98:GLU:HG2	5:AF:99:ALA:N	2.03	0.73
48:BG:51:PHE:HD2	48:BG:68:ARG:HG2	1.53	0.73
24:BI:20:SER:HB3	24:BI:21:PRO:HD3	1.69	0.73
42:BN:38:LEU:HB3	42:BN:39:PRO:HD3	1.71	0.73
42:BN:49:GLU:HB2	42:BN:50:PRO:HD3	1.69	0.73
43:BO:24:THR:HG22	43:BO:42:PRO:HD3	1.70	0.73
44:BQ:29:ARG:HH11	44:BQ:29:ARG:HB3	1.53	0.73

Continued on next page...

Continued from previous page...

Atom-1	Atom-2	Interatomic distance (Å)	Clash overlap (Å)
1:CA:1162:C:H2'	1:CA:1163:A:C8	2.23	0.73
3:CD:70:GLN:HE22	3:CD:96:ARG:NH1	1.86	0.73
23:DB:359:G:H2'	23:DB:360:U:H5'	1.70	0.73
48:DG:167:VAL:HG23	48:DG:168:VAL:H	1.52	0.73
40:DH:115:VAL:HB	40:DH:132:PHE:CD1	2.22	0.73
40:DH:133:GLN:HA	40:DH:138:VAL:O	1.89	0.73
37:DL:79:LEU:HG	37:DL:112:LEU:HA	1.69	0.73
43:DO:24:THR:HG22	43:DO:42:PRO:HD3	1.71	0.73
18:AS:43:MET:O	18:AS:46:LEU:HB2	1.88	0.73
18:AS:30:LEU:HD12	18:AS:48:ILE:HG12	1.70	0.73
19:AT:43:LYS:HA	19:AT:85:LEU:HD11	1.70	0.73
41:BJ:45:THR:H	41:BJ:46:PRO:HD3	1.54	0.73
38:BM:108:VAL:HG13	38:BM:112:LEU:HB3	1.68	0.73
18:CS:43:MET:O	18:CS:46:LEU:HB2	1.89	0.73
21:CU:38:GLU:C	21:CU:40:PRO:HD2	2.09	0.73
23:DB:495:G:N2	45:DS:61:ASN:HD21	1.85	0.73
25:DC:140:VAL:HG12	25:DC:141:HIS:H	1.54	0.73
47:DF:102:LEU:HD22	47:DF:103:ILE:N	2.04	0.73
41:DJ:6:ALA:HB3	41:DJ:45:THR:HG21	1.69	0.73
51:DZ:49:LEU:H	51:DZ:49:LEU:HD12	1.53	0.73
10:AK:63:GLN:HG3	10:AK:98:ALA:HB2	1.70	0.73
23:BB:287:G:H2'	23:BB:288:U:H6	1.51	0.73
48:BG:51:PHE:CD2	48:BG:68:ARG:HG2	2.23	0.73
9:CJ:8:ILE:HG13	9:CJ:100:ILE:HG22	1.69	0.73
36:D2:26:ASN:HA	36:D2:29:GLN:HB3	1.71	0.73
23:DB:1172:C:H2'	23:DB:1173:U:O4'	1.88	0.73
50:DT:73:ARG:HH21	50:DT:73:ARG:HB3	1.53	0.73
35:DV:72:VAL:HG12	35:DV:93:ARG:HA	1.70	0.73
2:AC:65:VAL:HG21	2:AC:90:VAL:HG11	1.71	0.73
28:BP:63:ILE:HA	28:BP:68:GLY:HA2	1.69	0.73
28:BP:75:THR:HG23	28:BP:76:HIS:N	2.02	0.73
46:BU:14:THR:HB	46:BU:68:ASN:HB3	1.70	0.73
2:CC:72:PRO:O	2:CC:76:ILE:HG12	1.89	0.73
23:DB:2078:C:H2'	23:DB:2079:U:C6	2.24	0.73
48:DG:89:VAL:HB	48:DG:159:LYS:HA	1.70	0.73
24:DI:20:SER:HB3	24:DI:21:PRO:HD3	1.68	0.73
37:BL:79:LEU:HB3	37:BL:115:GLU:O	1.89	0.73
49:BR:4:VAL:O	49:BR:38:VAL:HA	1.88	0.73
46:BU:11:ILE:HG22	46:BU:70:ALA:HB3	1.71	0.73
18:CS:30:LEU:HD12	18:CS:48:ILE:HG12	1.71	0.73
23:DB:286:U:H2'	23:DB:287:G:C8	2.24	0.73

Continued on next page...

Continued from previous page...

Atom-1	Atom-2	Interatomic distance (Å)	Clash overlap (Å)
1:AA:560:A:H4'	1:AA:561:U:H5''	1.69	0.73
8:AI:25:GLY:HA2	8:AI:60:LEU:O	1.89	0.73
11:AL:78:VAL:HG12	11:AL:101:LEU:HD13	1.70	0.73
21:AU:24:LYS:HZ3	21:AU:25:ALA:H	1.33	0.73
53:B6:32:ARG:HH22	53:B6:88:LEU:HA	1.54	0.73
23:BB:1993:U:H4'	26:BD:133:THR:CG2	2.19	0.73
23:BB:2591:C:H2'	23:BB:2592:G:H8	1.54	0.73
23:BB:856:G:H1'	52:BW:23:LYS:HB3	1.71	0.73
53:D6:106:LEU:HG	53:D6:111:ARG:HD2	1.68	0.73
22:DA:49:C:H2'	22:DA:50:A:H8	1.53	0.73
23:DB:2748:A:H4'	48:DG:3:VAL:HG21	1.71	0.73
23:DB:898:C:C2'	23:DB:899:A:H5''	2.19	0.73
50:DT:54:GLU:HB3	50:DT:88:LYS:HB2	1.71	0.73
46:DU:81:ARG:H	46:DU:81:ARG:HH21	1.37	0.73
1:AA:1390:U:H2'	1:AA:1391:U:C6	2.24	0.72
8:AI:46:VAL:HA	8:AI:49:GLN:HG3	1.71	0.72
23:BB:1550:C:H2'	23:BB:1551:A:H8	1.53	0.72
23:BB:321:U:H5''	29:BE:131:THR:HG23	1.71	0.72
4:CE:81:GLN:H	4:CE:146:MET:HE3	1.54	0.72
7:CH:17:GLN:HE21	7:CH:62:LEU:HD23	1.54	0.72
34:D3:5:THR:HG22	34:D3:62:PRO:HD2	1.69	0.72
24:DI:105:LEU:HD11	24:DI:139:VAL:HG21	1.69	0.72
27:DK:112:PHE:O	27:DK:115:ILE:HG22	1.88	0.72
1:AA:1296:C:H4'	1:AA:1302:C:H41	1.55	0.72
23:BB:2075:U:H2'	23:BB:2238:G:N2	2.04	0.72
23:BB:2333:A:H5'	23:BB:2335:A:H1'	1.71	0.72
25:BC:102:TYR:O	25:BC:103:ILE:HG13	1.90	0.72
1:CA:1296:C:H4'	1:CA:1302:C:H41	1.54	0.72
14:CO:26:GLU:HG3	14:CO:81:LEU:HD12	1.71	0.72
23:DB:2895:G:H2'	23:DB:2896:C:C6	2.24	0.72
37:DL:103:ILE:H	37:DL:103:ILE:HD12	1.52	0.72
37:DL:124:GLY:H	37:DL:143:GLU:HG3	1.53	0.72
38:DM:67:VAL:HG11	38:DM:102:LEU:HD13	1.70	0.72
42:DN:83:LEU:HA	42:DN:86:ARG:HG3	1.70	0.72
1:AA:337:G:H2'	1:AA:338:A:C8	2.25	0.72
13:AN:50:LEU:H	13:AN:51:PRO:HD2	1.53	0.72
21:AU:38:GLU:C	21:AU:40:PRO:HD2	2.10	0.72
23:BB:2147:A:OP1	23:BB:2148:G:H1'	1.90	0.72
23:BB:2787:C:H1'	26:BD:63:PRO:HG3	1.71	0.72
23:BB:98:G:H22	46:BU:6:ARG:HH12	1.36	0.72
2:CC:190:THR:HG22	2:CC:191:THR:H	1.52	0.72

Continued on next page...

Continued from previous page...

Atom-1	Atom-2	Interatomic distance (Å)	Clash overlap (Å)
2:CC:65:VAL:HG21	2:CC:90:VAL:HG11	1.71	0.72
6:CG:43:TYR:O	6:CG:47:GLU:HG2	1.89	0.72
6:CG:57:GLU:H	6:CG:57:GLU:CD	1.93	0.72
23:DB:773:U:H5'	23:DB:774:G:OP2	1.88	0.72
23:DB:873:C:H4'	38:DM:64:TRP:HE1	1.55	0.72
23:BB:1597:A:H5''	23:BB:1598:A:H5'	1.69	0.72
28:BP:4:ILE:C	28:BP:6:GLN:H	1.92	0.72
46:BU:85:ARG:HD3	46:BU:86:PHE:N	2.04	0.72
1:CA:337:G:H2'	1:CA:338:A:C8	2.24	0.72
8:CI:21:LYS:HG2	8:CI:22:PRO:HD2	1.72	0.72
23:DB:1459:G:H4'	23:DB:1461:C:N4	2.03	0.72
23:DB:2105:U:H2'	23:DB:2106:U:O4'	1.89	0.72
23:DB:2769:U:H2'	23:DB:2770:G:C8	2.22	0.72
23:DB:423:A:H5'	23:DB:424:G:C5'	2.19	0.72
23:DB:742:A:H2'	23:DB:743:A:H8	1.55	0.72
40:DH:27:ARG:NH1	51:DZ:60:ASP:HA	2.05	0.72
37:DL:121:THR:HG22	37:DL:141:LYS:HB3	1.71	0.72
23:BB:141:G:H5''	23:BB:142:A:C8	2.23	0.72
23:BB:988:A:P	30:BY:11:SER:HB3	2.29	0.72
23:DB:455:C:N3	23:DB:472:A:H2'	2.04	0.72
29:DE:108:ILE:HD11	29:DE:181:ILE:HB	1.72	0.72
2:AC:190:THR:HG22	2:AC:191:THR:H	1.54	0.72
36:B2:30:VAL:HA	36:B2:33:ARG:HH22	1.53	0.72
23:BB:1138:G:H2'	23:BB:1139:G:O4'	1.90	0.72
23:BB:1459:G:H4'	23:BB:1461:C:H42	1.54	0.72
23:BB:709:U:H2'	23:BB:710:U:C6	2.24	0.72
47:BF:11:VAL:HG21	47:BF:172:PHE:CE1	2.25	0.72
24:BI:77:VAL:HA	24:BI:80:LYS:HE2	1.72	0.72
27:BK:35:VAL:HG23	27:BK:36:GLY:N	2.04	0.72
42:BN:107:ASN:HD21	45:BS:40:ASN:ND2	1.88	0.72
51:BZ:17:ASN:HB2	51:BZ:25:THR:HB	1.72	0.72
20:CB:185:ILE:HA	20:CB:199:ILE:HB	1.70	0.72
16:CQ:20:ILE:HD13	16:CQ:47:ASP:HB3	1.70	0.72
23:DB:1459:G:H4'	23:DB:1461:C:H42	1.52	0.72
23:DB:918:A:H2'	23:DB:919:U:H5'	1.69	0.72
25:DC:116:GLN:HG2	25:DC:117:SER:H	1.55	0.72
48:DG:61:TRP:CE3	48:DG:61:TRP:HA	2.24	0.72
38:DM:36:VAL:HB	38:DM:127:LYS:O	1.89	0.72
51:DZ:7:VAL:HG21	51:DZ:59:ILE:HD11	1.70	0.72
1:AA:706:A:H4'	10:AK:30:ILE:HD11	1.71	0.72
10:AK:105:ARG:HH21	21:AU:10:PRO:HB3	1.55	0.72

Continued on next page...

Continued from previous page...

Atom-1	Atom-2	Interatomic distance (Å)	Clash overlap (Å)
23:BB:321:U:OP2	29:BE:130:LYS:HA	1.89	0.72
7:CH:51:GLU:HG2	7:CH:52:GLY:H	1.54	0.72
10:CK:28:ASN:ND2	10:CK:46:ALA:HB3	2.04	0.72
10:CK:63:GLN:HG3	10:CK:98:ALA:HB2	1.70	0.72
23:DB:2722:G:H4'	42:DN:4:ARG:HB2	1.71	0.72
42:DN:38:LEU:HB3	42:DN:39:PRO:HD3	1.71	0.72
49:DR:66:HIS:ND1	49:DR:94:THR:HG22	2.04	0.72
35:DV:53:LYS:HD3	35:DV:55:GLU:H	1.53	0.72
20:AB:121:GLN:HE21	20:AB:122:ASP:H	1.38	0.72
4:AE:35:LEU:HD21	4:AE:136:VAL:HG11	1.72	0.72
23:BB:1796:U:H2'	23:BB:1797:G:H8	1.54	0.72
23:BB:2674:G:H4'	27:BK:30:ARG:HG3	1.71	0.72
23:BB:2073:C:H5''	25:BC:227:VAL:HG12	1.70	0.72
23:DB:1266:G:N2	23:DB:2012:G:H2'	2.03	0.72
23:DB:2531:A:OP2	48:DG:174:LYS:HB3	1.90	0.72
23:DB:721:A:H2'	23:DB:722:A:C8	2.25	0.72
23:DB:95:A:H4'	39:DX:38:GLN:O	1.90	0.72
48:DG:51:PHE:CD2	48:DG:68:ARG:HG2	2.24	0.72
1:AA:518:C:H2'	1:AA:530:G:C8	2.23	0.72
12:AM:70:ARG:HH22	47:BF:112:ASP:CB	2.03	0.72
25:BC:116:GLN:HG2	25:BC:117:SER:H	1.55	0.72
47:BF:35:LEU:HD13	47:BF:56:LEU:HD11	1.72	0.72
37:BL:103:ILE:H	37:BL:103:ILE:HD12	1.55	0.72
45:BS:26:GLY:H	45:BS:71:VAL:HG13	1.54	0.72
1:CA:812:G:O2'	1:CA:813:U:H6	1.73	0.72
20:CB:96:LEU:HB2	20:CB:99:MET:HE3	1.71	0.72
8:CI:46:VAL:HA	8:CI:49:GLN:HG3	1.71	0.72
9:CJ:35:GLN:HG2	9:CJ:77:VAL:HB	1.70	0.72
23:DB:165:A:H2'	23:DB:166:U:H6	1.55	0.72
23:DB:1993:U:H4'	26:DD:133:THR:CG2	2.20	0.72
41:DJ:36:LEU:HD12	41:DJ:121:LYS:HE3	1.71	0.72
2:AC:72:PRO:O	2:AC:76:ILE:HG12	1.90	0.72
23:BB:142:A:H2'	23:BB:143:C:C6	2.25	0.72
23:BB:2741:A:H2'	23:BB:2742:G:O4'	1.89	0.72
1:CA:120:A:H2'	1:CA:121:U:H5''	1.72	0.72
20:CB:162:VAL:HG13	20:CB:184:ALA:HB2	1.72	0.72
13:CN:50:LEU:H	13:CN:51:PRO:HD2	1.55	0.72
34:D3:22:LYS:HA	34:D3:48:MET:HA	1.72	0.72
47:DF:137:PHE:HB2	47:DF:138:PRO:HD2	1.72	0.72
1:AA:1250:A:H2'	1:AA:1251:A:C8	2.24	0.71
33:B1:7:LYS:HD2	34:B3:33:THR:HG21	1.70	0.71

Continued on next page...

Continued from previous page...

Atom-1	Atom-2	Interatomic distance (Å)	Clash overlap (Å)
48:BG:37:ASN:HD21	48:BG:40:VAL:HB	1.52	0.71
23:DB:140:C:H4'	23:DB:141:G:C6	2.25	0.71
23:DB:2591:C:H2'	23:DB:2592:G:C8	2.25	0.71
23:DB:1454:C:H1'	42:DN:60:VAL:HG13	1.72	0.71
3:AD:105:GLY:HA3	3:AD:158:LEU:HD23	1.72	0.71
53:B6:113:ASP:HA	53:B6:116:ARG:HD2	1.72	0.71
47:BF:168:LEU:HD13	47:BF:169:LEU:H	1.55	0.71
1:CA:1296:C:H4'	1:CA:1302:C:N4	2.04	0.71
9:CJ:36:VAL:HG22	9:CJ:76:ILE:HG22	1.70	0.71
23:DB:2866:U:H4'	23:DB:2867:G:H4'	1.72	0.71
44:DQ:63:ARG:NH2	44:DQ:96:ASP:HA	2.04	0.71
46:DU:49:PRO:HA	46:DU:53:GLN:HG3	1.73	0.71
20:AB:185:ILE:HA	20:AB:199:ILE:HB	1.71	0.71
20:AB:67:LEU:HD11	20:AB:150:ILE:HD12	1.71	0.71
8:AI:19:PHE:HB2	8:AI:63:TYR:HB3	1.71	0.71
12:AM:106:ARG:HD3	12:AM:111:PRO:HA	1.71	0.71
34:B3:22:LYS:HA	34:B3:48:MET:HA	1.73	0.71
23:BB:1119:U:OP1	35:BV:83:LYS:HE3	1.89	0.71
23:BB:1654:A:O2'	26:BD:118:PHE:HB2	1.90	0.71
23:BB:1942:C:C4'	53:B6:133:ARG:HH12	2.03	0.71
23:BB:320:A:H2'	29:BE:131:THR:OG1	1.91	0.71
27:BK:36:GLY:HA2	27:BK:62:VAL:O	1.90	0.71
1:CA:239:U:OP1	1:CA:239:U:H4'	1.88	0.71
32:D4:15:LYS:O	32:D4:16:ILE:HB	1.88	0.71
23:DB:1287:A:H3'	23:DB:1288:G:N2	2.05	0.71
23:DB:1796:U:H2'	23:DB:1797:G:C8	2.25	0.71
23:DB:2461:A:H2'	23:DB:2462:C:C6	2.25	0.71
23:DB:709:U:H2'	23:DB:710:U:C6	2.25	0.71
23:DB:2787:C:H1'	26:DD:63:PRO:HG3	1.73	0.71
48:DG:51:PHE:HD2	48:DG:68:ARG:HG2	1.56	0.71
39:DX:39:GLN:HB3	39:DX:42:LEU:HD13	1.71	0.71
23:BB:783:A:H8	23:BB:784:G:H4'	1.53	0.71
29:BE:131:THR:HG22	29:BE:160:ALA:HA	1.72	0.71
1:CA:1007:U:H2'	1:CA:1008:U:C6	2.25	0.71
1:CA:1532:U:C2'	1:CA:1533:C:H5''	2.18	0.71
23:DB:1060:U:C4	23:DB:1088:A:N6	2.58	0.71
23:DB:2306:C:H3'	23:DB:2307:G:H5'	1.70	0.71
29:DE:60:TRP:O	29:DE:61:ARG:HB2	1.89	0.71
40:DH:14:SER:HB3	40:DH:17:ASP:HB2	1.71	0.71
27:DK:13:ASN:HD21	27:DK:98:ARG:H	1.37	0.71
39:DX:31:GLN:HG2	39:DX:37:LEU:HB2	1.73	0.71

Continued on next page...

Continued from previous page...

Atom-1	Atom-2	Interatomic distance (Å)	Clash overlap (Å)
51:DZ:33:LEU:HA	51:DZ:52:SER:HA	1.72	0.71
16:AQ:20:ILE:HD13	16:AQ:47:ASP:HB3	1.73	0.71
23:BB:608:A:H2'	23:BB:609:A:C8	2.25	0.71
37:BL:123:ARG:HA	37:BL:143:GLU:HB3	1.72	0.71
37:BL:93:ASN:HD22	37:BL:94:THR:H	1.36	0.71
52:BW:18:LYS:HA	52:BW:18:LYS:HE3	1.72	0.71
1:CA:560:A:H4'	1:CA:561:U:H5''	1.73	0.71
15:CP:74:LEU:O	15:CP:78:VAL:HG12	1.90	0.71
23:DB:165:A:H2'	23:DB:166:U:C6	2.25	0.71
26:DD:113:SER:HB2	26:DD:168:GLU:H	1.56	0.71
44:DQ:105:PHE:HA	44:DQ:108:LEU:HD12	1.70	0.71
23:DB:2365:G:H4'	52:DW:59:PHE:CD1	2.25	0.71
2:AC:59:PRO:HG2	2:AC:62:SER:OG	1.91	0.71
9:AJ:36:VAL:HG22	9:AJ:76:ILE:HG22	1.71	0.71
19:AT:4:LYS:HD2	19:AT:5:SER:N	2.04	0.71
32:B4:15:LYS:O	32:B4:16:ILE:HB	1.88	0.71
23:BB:1283:G:N2	23:BB:1286:A:H5'	2.04	0.71
23:BB:721:A:H2'	23:BB:722:A:H8	1.55	0.71
23:BB:2579:C:H1'	26:BD:130:GLN:HE22	1.55	0.71
29:BE:153:LEU:HG	29:BE:154:ASP:N	2.05	0.71
47:BF:115:GLY:HA3	47:BF:177:ARG:HD2	1.72	0.71
37:BL:82:LEU:HD23	37:BL:90:VAL:HG21	1.71	0.71
42:BN:102:PHE:H	42:BN:109:PRO:HA	1.55	0.71
42:BN:83:LEU:HA	42:BN:86:ARG:HG3	1.73	0.71
45:BS:27:LYS:O	45:BS:32:ALA:HB2	1.89	0.71
35:BV:53:LYS:HD3	35:BV:55:GLU:H	1.54	0.71
23:DB:1548:A:H2'	23:DB:1549:A:C8	2.25	0.71
24:DI:85:ILE:HD13	24:DI:137:LEU:HD21	1.73	0.71
27:DK:19:VAL:HG12	27:DK:43:ILE:HA	1.72	0.71
37:DL:123:ARG:HA	37:DL:143:GLU:HB3	1.71	0.71
38:DM:2:LEU:HD23	38:DM:46:ILE:HD11	1.70	0.71
44:DQ:30:VAL:CG1	44:DQ:33:VAL:HG22	2.21	0.71
1:AA:1296:C:H4'	1:AA:1302:C:N4	2.06	0.71
3:AD:146:GLU:HA	3:AD:149:LYS:HG2	1.71	0.71
53:B6:123:GLU:HA	53:B6:126:ARG:HH11	1.56	0.71
23:BB:2548:U:H1'	27:BK:23:LYS:NZ	2.04	0.71
5:CF:98:GLU:HG2	5:CF:99:ALA:N	2.05	0.71
23:DB:608:A:H2'	23:DB:609:A:C8	2.26	0.71
29:DE:150:THR:HG21	29:DE:153:LEU:HA	1.72	0.71
40:DH:131:SER:HB2	40:DH:141:LYS:HA	1.73	0.71
49:DR:31:GLU:H	49:DR:63:VAL:HG22	1.55	0.71

Continued on next page...

Continued from previous page...

Atom-1	Atom-2	Interatomic distance (Å)	Clash overlap (Å)
50:DT:11:LEU:HD21	50:DT:46:ALA:HB1	1.72	0.71
17:AR:34:GLU:H	17:AR:34:GLU:CD	1.94	0.71
22:BA:49:C:H2'	22:BA:50:A:C8	2.25	0.71
23:BB:2728:U:H2'	23:BB:2729:G:H8	1.56	0.71
48:BG:61:TRP:CE3	48:BG:61:TRP:HA	2.25	0.71
52:BW:39:GLN:NE2	52:BW:42:THR:HB	2.03	0.71
7:CH:94:VAL:HG23	7:CH:101:ALA:HB2	1.72	0.71
23:DB:1729:U:H3'	23:DB:1730:C:H4'	1.72	0.71
23:DB:2144:G:N3	23:DB:2146:C:H5'	2.06	0.71
23:DB:289:G:H2'	23:DB:290:U:C6	2.25	0.71
1:AA:1404:C:H2'	1:AA:1405:G:C8	2.26	0.71
10:AK:52:ARG:HH12	10:AK:56:LYS:HE3	1.56	0.71
23:BB:1287:A:H3'	23:BB:1288:G:N2	2.05	0.71
23:BB:2443:C:H2'	23:BB:2444:G:C8	2.26	0.71
3:CD:94:GLU:HG2	3:CD:185:PRO:HG3	1.73	0.71
17:CR:52:ARG:HB3	17:CR:56:ARG:HH21	1.56	0.71
53:D6:81:LYS:C	53:D6:84:ARG:HH21	1.94	0.71
23:DB:118:A:OP2	23:DB:119:A:H5''	1.91	0.71
47:DF:168:LEU:HD13	47:DF:169:LEU:H	1.55	0.71
47:DF:35:LEU:HD13	47:DF:56:LEU:HD11	1.71	0.71
15:AP:74:LEU:O	15:AP:78:VAL:HG12	1.90	0.71
23:BB:2425:A:H5'	23:BB:2427:C:O4'	1.91	0.71
40:BH:53:GLU:HA	40:BH:57:LYS:HG2	1.73	0.71
2:CC:59:PRO:HG2	2:CC:62:SER:OG	1.91	0.71
19:CT:68:LYS:HA	19:CT:68:LYS:HE2	1.71	0.71
22:DA:49:C:H2'	22:DA:50:A:C8	2.26	0.71
23:DB:152:A:H2'	23:DB:153:U:C6	2.26	0.71
23:DB:2886:A:H62	31:D0:39:ARG:NE	1.88	0.71
37:DL:93:ASN:HD22	37:DL:94:THR:H	1.36	0.71
46:DU:85:ARG:HD3	46:DU:86:PHE:N	2.04	0.71
1:AA:1313:U:OP2	18:AS:5:LYS:HA	1.91	0.70
17:AR:52:ARG:HB3	17:AR:56:ARG:HH21	1.56	0.70
23:BB:17:G:H2'	23:BB:18:U:C6	2.25	0.70
23:BB:2071:A:H2'	23:BB:2072:C:C6	2.25	0.70
23:BB:2814:A:H4'	31:B0:25:THR:HG21	1.73	0.70
23:BB:743:A:O2'	23:BB:744:U:H5'	1.90	0.70
39:BX:31:GLN:HG2	39:BX:37:LEU:HB2	1.71	0.70
1:CA:664:G:H22	1:CA:741:G:H1	1.38	0.70
20:CB:184:ALA:HB3	20:CB:195:VAL:HG21	1.73	0.70
25:DC:143:VAL:HB	25:DC:153:LEU:HB2	1.72	0.70
20:AB:187:ASP:OD1	20:AB:203:ASP:HB3	1.92	0.70

Continued on next page...

Continued from previous page...

Atom-1	Atom-2	Interatomic distance (Å)	Clash overlap (Å)
3:AD:84:ASN:HD22	4:AE:101:GLY:CA	2.04	0.70
5:AF:42:TRP:NE1	5:AF:61:LEU:HD23	2.06	0.70
23:BB:1060:U:C4	23:BB:1088:A:N6	2.59	0.70
23:BB:2340:A:H2'	23:BB:2341:G:H8	1.56	0.70
50:BT:54:GLU:HB3	50:BT:88:LYS:HB2	1.70	0.70
23:BB:2356:U:H5''	52:BW:16:GLU:HG3	1.72	0.70
1:CA:1390:U:H2'	1:CA:1391:U:C6	2.25	0.70
20:CB:16:GLY:HA2	20:CB:40:ILE:HG13	1.73	0.70
3:CD:43:ARG:NH1	3:CD:44:LYS:H	1.86	0.70
8:CI:94:ARG:HA	8:CI:97:LEU:HG	1.72	0.70
23:DB:30:G:H2'	23:DB:31:C:C6	2.25	0.70
47:DF:62:GLN:HG3	47:DF:91:ARG:NH1	2.06	0.70
41:DJ:73:VAL:HG23	41:DJ:74:TYR:H	1.56	0.70
51:DZ:18:ARG:HA	51:DZ:23:ASN:O	1.91	0.70
9:AJ:35:GLN:HG2	9:AJ:77:VAL:HB	1.72	0.70
14:AO:35:GLN:O	14:AO:39:LEU:HB2	1.90	0.70
26:BD:53:GLY:HA3	26:BD:77:ARG:HG3	1.70	0.70
1:CA:1032:G:H5''	1:CA:1032:G:N3	2.05	0.70
3:CD:105:GLY:HA3	3:CD:158:LEU:HD23	1.73	0.70
13:CN:27:LYS:HA	13:CN:31:SER:HB2	1.73	0.70
53:D6:25:LEU:HD21	53:D6:118:VAL:HG13	1.72	0.70
23:DB:1935:G:H1'	23:DB:1964:G:N2	2.06	0.70
28:DP:56:SER:HB2	28:DP:75:THR:CG2	2.20	0.70
23:BB:2895:G:H2'	23:BB:2896:C:C6	2.25	0.70
23:BB:919:U:H2'	23:BB:920:A:C8	2.27	0.70
27:BK:13:ASN:HD21	27:BK:98:ARG:H	1.37	0.70
1:CA:1534:A:H62	21:CU:44:ARG:NH1	1.87	0.70
19:CT:4:LYS:HD2	19:CT:5:SER:N	2.05	0.70
21:CU:24:LYS:HZ3	21:CU:25:ALA:H	1.39	0.70
23:DB:1099:G:H5''	24:DI:2:LYS:C	2.11	0.70
28:DP:4:ILE:C	28:DP:6:GLN:H	1.93	0.70
15:AP:25:ARG:HD3	15:AP:25:ARG:H	1.57	0.70
19:AT:68:LYS:HE2	19:AT:68:LYS:HA	1.73	0.70
25:BC:143:VAL:HB	25:BC:153:LEU:HB2	1.73	0.70
26:BD:8:LYS:HB2	26:BD:201:LEU:HD11	1.74	0.70
40:BH:116:ARG:HH12	40:BH:133:GLN:HB2	1.56	0.70
23:BB:329:G:H1	46:BU:16:LYS:HG2	1.56	0.70
46:BU:78:LYS:HD3	46:BU:79:ALA:H	1.55	0.70
1:CA:1250:A:H2'	1:CA:1251:A:C8	2.27	0.70
1:CA:927:G:H4'	1:CA:1503:A:N7	2.06	0.70
36:D2:30:VAL:HA	36:D2:33:ARG:HH22	1.53	0.70

Continued on next page...

Continued from previous page...

Atom-1	Atom-2	Interatomic distance (Å)	Clash overlap (Å)
23:DB:1709:U:H2'	23:DB:1710:G:H8	1.56	0.70
23:DB:626:A:H2'	37:DL:78:ARG:NH1	2.05	0.70
25:DC:144:GLU:HG3	25:DC:151:GLY:N	2.07	0.70
47:DF:11:VAL:HG21	47:DF:172:PHE:CE1	2.26	0.70
40:DH:62:LEU:HG	40:DH:66:ASN:ND2	2.05	0.70
39:DX:1:MET:O	39:DX:5:GLU:HG2	1.92	0.70
1:AA:179:A:H2'	1:AA:180:U:O4'	1.91	0.70
23:BB:118:A:H5'	23:BB:119:A:H8	1.57	0.70
23:BB:1324:G:H1'	23:BB:1616:A:N6	2.06	0.70
50:BT:11:LEU:HD21	50:BT:46:ALA:HB1	1.74	0.70
50:BT:29:THR:H	50:BT:91:GLN:NE2	1.89	0.70
39:BX:1:MET:O	39:BX:5:GLU:HG2	1.91	0.70
30:BY:6:ILE:HG22	30:BY:56:VAL:HA	1.71	0.70
51:BZ:33:LEU:HA	51:BZ:52:SER:HA	1.72	0.70
20:CB:61:SER:HA	20:CB:224:ARG:HA	1.74	0.70
3:CD:197:HIS:O	3:CD:200:VAL:HG22	1.92	0.70
9:CJ:53:ILE:HG22	9:CJ:61:ALA:HB1	1.74	0.70
11:CL:78:VAL:HG12	11:CL:101:LEU:HD13	1.73	0.70
13:CN:5:MET:O	13:CN:8:ARG:HB2	1.91	0.70
41:DJ:1:MET:HG2	41:DJ:2:LYS:HG2	1.72	0.70
1:AA:562:U:H1'	11:AL:11:ARG:HB3	1.73	0.70
23:BB:1535:A:H3'	23:BB:1536:C:H6	1.56	0.70
26:BD:37:VAL:HG23	26:BD:91:THR:HA	1.71	0.70
1:CA:9:G:H5'	4:CE:107:GLY:HA3	1.74	0.70
33:D1:7:LYS:HD2	34:D3:33:THR:HG21	1.74	0.70
23:DB:1812:U:H1'	25:DC:43:ASN:HD21	1.57	0.70
20:AB:61:SER:HA	20:AB:224:ARG:HA	1.74	0.70
9:AJ:53:ILE:HG22	9:AJ:61:ALA:HB1	1.73	0.70
23:BB:62:U:H3'	23:BB:63:A:C8	2.27	0.70
25:BC:158:GLY:N	25:BC:194:VAL:HG13	2.07	0.70
48:BG:152:ARG:NH2	48:BG:162:ARG:HA	2.06	0.70
23:BB:626:A:H2'	37:BL:78:ARG:NH1	2.06	0.70
3:CD:97:LEU:HB2	3:CD:134:TYR:HB3	1.73	0.70
1:CA:562:U:H1'	11:CL:11:ARG:HB3	1.74	0.70
21:CU:36:PHE:HB3	21:CU:40:PRO:CD	2.14	0.70
21:CU:34:ARG:HD3	21:CU:39:LYS:HZ2	1.57	0.70
23:DB:1583:A:H4'	23:DB:1585:C:C4	2.27	0.70
23:DB:278:A:N3	23:DB:278:A:H2'	2.06	0.70
23:DB:2813:A:H2'	23:DB:2814:A:C8	2.27	0.70
26:DD:105:LYS:HE3	26:DD:176:ASP:HB3	1.72	0.70
42:DN:107:ASN:HD21	45:DS:40:ASN:ND2	1.89	0.70

Continued on next page...

Continued from previous page...

Atom-1	Atom-2	Interatomic distance (Å)	Clash overlap (Å)
20:AB:162:VAL:HG13	20:AB:184:ALA:HB2	1.72	0.70
12:AM:21:ILE:HG22	12:AM:23:GLY:H	1.55	0.70
23:BB:581:C:H2'	23:BB:582:A:C8	2.26	0.70
40:BH:14:SER:HB3	40:BH:17:ASP:HB2	1.73	0.70
41:BJ:6:ALA:HB3	41:BJ:45:THR:HG21	1.73	0.70
5:CF:6:ILE:HG23	5:CF:62:MET:HB3	1.74	0.70
13:CN:53:ASP:HA	13:CN:58:ARG:HD3	1.73	0.70
14:CO:35:GLN:O	14:CO:39:LEU:HB2	1.91	0.70
32:D4:7:VAL:HG23	32:D4:35:GLN:HB2	1.73	0.70
53:D6:131:ASN:O	53:D6:135:GLU:HG3	1.92	0.70
23:DB:2867:G:N3	23:DB:2867:G:H2'	2.07	0.70
23:DB:458:G:N2	23:DB:469:G:H2'	2.06	0.70
41:DJ:13:ARG:O	41:DJ:52:ASP:HA	1.91	0.70
37:DL:90:VAL:HB	37:DL:122:VAL:HA	1.74	0.70
52:DW:51:GLY:HA3	52:DW:59:PHE:CB	2.22	0.70
1:AA:926:G:H3'	1:AA:1505:G:H21	1.56	0.70
7:AH:17:GLN:HE21	7:AH:62:LEU:HD23	1.57	0.70
23:BB:2134:A:H2'	23:BB:2135:A:C8	2.24	0.70
23:BB:784:G:N1	25:BC:227:VAL:HG11	2.07	0.70
23:BB:1843:C:H4'	25:BC:253:GLY:HA3	1.74	0.70
47:BF:64:PRO:HA	47:BF:88:VAL:HG22	1.74	0.70
41:BJ:13:ARG:O	41:BJ:52:ASP:HA	1.92	0.70
37:BL:70:LYS:O	37:BL:73:ILE:HG12	1.92	0.70
1:CA:1477:U:H2'	1:CA:1478:U:C6	2.26	0.70
1:CA:617:G:H4'	15:CP:46:LYS:HE2	1.73	0.70
3:CD:11:SER:HA	3:CD:18:LEU:HD22	1.74	0.70
3:CD:88:ASN:O	3:CD:92:LEU:HD23	1.92	0.70
10:CK:52:ARG:HH12	10:CK:56:LYS:HE3	1.57	0.70
23:DB:162:U:H4'	23:DB:163:C:OP1	1.92	0.70
23:DB:2266:A:C4'	23:DB:2267:A:N7	2.55	0.70
29:DE:153:LEU:HG	29:DE:154:ASP:N	2.05	0.70
47:DF:64:PRO:HA	47:DF:88:VAL:HG22	1.73	0.70
45:DS:26:GLY:N	45:DS:71:VAL:HG13	2.07	0.70
52:DW:18:LYS:HE2	52:DW:19:ARG:NH2	2.06	0.70
1:AA:1423:G:H2'	1:AA:1424:U:C6	2.27	0.69
6:AG:57:GLU:CD	6:AG:57:GLU:H	1.94	0.69
16:AQ:66:LEU:HD12	16:AQ:66:LEU:H	1.57	0.69
27:BK:107:LEU:HD12	27:BK:107:LEU:H	1.55	0.69
28:BP:112:ARG:HB2	28:BP:112:ARG:HH11	1.57	0.69
28:BP:56:SER:HB2	28:BP:75:THR:CG2	2.22	0.69
1:CA:932:C:H5''	6:CG:3:ARG:HG2	1.73	0.69

Continued on next page...

Continued from previous page...

Atom-1	Atom-2	Interatomic distance (Å)	Clash overlap (Å)
20:CB:209:VAL:HG23	20:CB:210:THR:H	1.57	0.69
4:CE:35:LEU:HD21	4:CE:136:VAL:HG11	1.74	0.69
23:DB:1416:G:HO2'	23:DB:1417:C:H6	1.40	0.69
23:DB:1593:A:H2'	23:DB:1594:U:C6	2.27	0.69
23:DB:1080:A:O2'	24:DI:126:ARG:HD2	1.92	0.69
35:DV:40:ILE:HD13	35:DV:40:ILE:H	1.57	0.69
23:DB:855:G:N2	52:DW:23:LYS:HG2	2.04	0.69
1:AA:1338:G:H2'	1:AA:1339:A:C8	2.26	0.69
1:AA:715:A:H2'	1:AA:716:A:H8	1.56	0.69
1:AA:780:A:O2'	1:AA:781:A:H5''	1.91	0.69
8:AI:27:ILE:HB	8:AI:34:LEU:HB2	1.74	0.69
13:AN:48:GLN:O	13:AN:51:PRO:HD2	1.92	0.69
16:AQ:79:GLU:HG3	16:AQ:80:LYS:HZ1	1.55	0.69
18:AS:35:ARG:NH2	18:AS:52:ASN:HA	2.07	0.69
23:BB:30:G:H2'	23:BB:31:C:C6	2.27	0.69
40:BH:122:LEU:HD12	40:BH:122:LEU:H	1.57	0.69
23:DB:2354:C:H4'	52:DW:31:LEU:HD22	1.73	0.69
23:DB:27:G:H22	23:DB:512:G:H2'	1.55	0.69
12:AM:48:SER:HB2	12:AM:51:GLN:HG3	1.74	0.69
23:BB:1082:U:N3	23:BB:1086:A:C2	2.60	0.69
23:BB:2867:G:H2'	23:BB:2867:G:N3	2.07	0.69
23:BB:2875:C:H2'	23:BB:2876:G:H8	1.56	0.69
25:BC:209:ALA:O	25:BC:213:ARG:HB2	1.92	0.69
35:BV:4:ILE:HB	35:BV:63:ILE:HG13	1.74	0.69
4:CE:93:VAL:HG13	4:CE:126:ALA:HB2	1.72	0.69
7:CH:11:THR:HG22	7:CH:14:ARG:HH12	1.56	0.69
8:CI:21:LYS:O	8:CI:60:LEU:HB2	1.92	0.69
10:CK:80:ASN:HB3	10:CK:105:ARG:HB3	1.74	0.69
11:CL:54:VAL:HG12	11:CL:55:ARG:H	1.57	0.69
16:CQ:3:LYS:HE2	16:CQ:3:LYS:HA	1.74	0.69
16:CQ:8:GLN:HA	16:CQ:59:GLU:HA	1.74	0.69
17:CR:37:LYS:HZ3	21:CU:22:CYS:HB2	1.57	0.69
48:DG:84:LYS:HG2	48:DG:85:LYS:N	2.07	0.69
8:AI:33:SER:HB3	8:AI:36:GLN:HB2	1.74	0.69
34:B3:5:THR:HG22	34:B3:62:PRO:HD2	1.74	0.69
23:BB:162:U:H4'	23:BB:163:C:OP1	1.93	0.69
23:BB:918:A:H2'	23:BB:919:U:H5'	1.73	0.69
29:BE:58:LYS:N	29:BE:58:LYS:HD3	2.07	0.69
35:BV:40:ILE:HD13	35:BV:40:ILE:H	1.56	0.69
1:CA:1313:U:OP2	18:CS:5:LYS:HA	1.92	0.69
15:CP:25:ARG:H	15:CP:25:ARG:HD3	1.57	0.69

Continued on next page...

Continued from previous page...

Atom-1	Atom-2	Interatomic distance (Å)	Clash overlap (Å)
23:DB:1241:A:H2'	23:DB:1242:U:H5'	1.74	0.69
23:DB:360:U:H2'	23:DB:361:G:C8	2.28	0.69
23:DB:877:A:H2'	23:DB:900:A:H61	1.58	0.69
48:DG:17:LYS:HA	48:DG:17:LYS:HZ2	1.58	0.69
23:DB:2484:G:OP1	38:DM:44:ARG:HD3	1.91	0.69
42:DN:34:ILE:O	42:DN:112:TYR:HA	1.93	0.69
1:AA:35:G:H2'	1:AA:36:C:C6	2.28	0.69
8:AI:26:LYS:H	8:AI:61:ASP:CB	2.06	0.69
10:AK:115:ILE:HD11	17:AR:72:ARG:NH1	2.07	0.69
32:B4:10:LEU:HD12	32:B4:33:HIS:HA	1.74	0.69
23:BB:680:C:H2'	23:BB:681:G:H8	1.57	0.69
25:BC:81:GLU:HB2	25:BC:90:ILE:HG22	1.75	0.69
23:BB:1657:U:H4'	26:BD:138:LEU:HB3	1.74	0.69
29:BE:150:THR:HG21	29:BE:153:LEU:HA	1.72	0.69
50:BT:73:ARG:HH21	50:BT:73:ARG:HB3	1.56	0.69
52:BW:33:GLY:O	52:BW:34:SER:HB2	1.92	0.69
51:BZ:18:ARG:HA	51:BZ:23:ASN:O	1.93	0.69
1:CA:179:A:H2'	1:CA:180:U:O4'	1.93	0.69
1:CA:763:G:H2'	1:CA:764:C:H6	1.57	0.69
25:DC:102:TYR:O	25:DC:103:ILE:HG13	1.93	0.69
23:DB:729:G:C8	25:DC:206:LYS:HE3	2.28	0.69
47:DF:115:GLY:HA2	47:DF:177:ARG:HH11	1.56	0.69
37:DL:93:ASN:O	37:DL:95:LEU:HD12	1.92	0.69
52:DW:49:ASN:HB3	52:DW:81:ILE:HG12	1.74	0.69
12:AM:95:PRO:N	12:AM:108:ARG:HG2	2.08	0.69
13:AN:53:ASP:HA	13:AN:58:ARG:HD3	1.74	0.69
22:BA:35:C:H2'	22:BA:36:C:H5'	1.75	0.69
23:BB:1406:U:H2'	23:BB:1407:G:H8	1.57	0.69
23:BB:1548:A:H2'	23:BB:1549:A:C8	2.28	0.69
23:BB:2216:G:H2'	23:BB:2217:G:C8	2.28	0.69
23:BB:642:U:O2	23:BB:644:A:H3'	1.92	0.69
23:BB:721:A:H2'	23:BB:722:A:C8	2.26	0.69
23:BB:2746:U:H5'	48:BG:138:GLN:HA	1.73	0.69
24:BI:105:LEU:HD11	24:BI:139:VAL:HG11	1.74	0.69
43:BO:5:SER:HA	43:BO:8:ILE:HD12	1.72	0.69
1:CA:1019:A:H2'	1:CA:1020:G:C8	2.27	0.69
1:CA:1338:G:H2'	1:CA:1339:A:C8	2.28	0.69
1:CA:764:C:C2'	1:CA:765:G:H5'	2.22	0.69
23:DB:2073:C:H5''	25:DC:227:VAL:HG12	1.73	0.69
23:DB:2108:A:N3	23:DB:2108:A:H2'	2.07	0.69
23:DB:2109:U:H2'	23:DB:2180:U:H3	1.58	0.69

Continued on next page...

Continued from previous page...

Atom-1	Atom-2	Interatomic distance (Å)	Clash overlap (Å)
48:DG:17:LYS:HZ2	48:DG:18:ILE:H	1.38	0.69
20:AB:65:LYS:HA	20:AB:89:PHE:HE1	1.58	0.69
3:AD:43:ARG:NH1	3:AD:44:LYS:H	1.89	0.69
1:AA:1348:U:H4'	8:AI:121:ARG:HG3	1.74	0.69
8:AI:21:LYS:O	8:AI:60:LEU:HB2	1.92	0.69
23:BB:1552:A:H2'	23:BB:1553:A:H5'	1.74	0.69
23:BB:1709:U:H2'	23:BB:1710:G:H8	1.57	0.69
23:BB:2366:A:H2'	23:BB:2367:G:O4'	1.93	0.69
23:BB:2461:A:H2'	23:BB:2462:C:C6	2.27	0.69
48:BG:10:VAL:CG2	48:BG:48:THR:HA	2.22	0.69
42:BN:34:ILE:O	42:BN:112:TYR:HA	1.92	0.69
49:BR:31:GLU:H	49:BR:63:VAL:HG22	1.57	0.69
35:BV:42:LEU:HD23	35:BV:42:LEU:H	1.55	0.69
6:CG:12:LEU:HD22	6:CG:13:PRO:HD2	1.75	0.69
23:DB:79:C:HO2'	23:DB:346:A:H1'	1.57	0.69
47:DF:161:SER:OG	47:DF:164:GLU:HG3	1.92	0.69
27:DK:54:LYS:H	27:DK:54:LYS:HD2	1.58	0.69
1:AA:1019:A:H2'	1:AA:1020:G:C8	2.28	0.69
3:AD:97:LEU:HB2	3:AD:134:TYR:HB3	1.74	0.69
1:CA:135:C:O2	15:CP:1:MET:HB2	1.92	0.69
20:CB:119:GLN:HG3	20:CB:136:ARG:HH11	1.58	0.69
3:CD:116:LEU:HB3	3:CD:122:ILE:HD11	1.75	0.69
8:CI:25:GLY:HA2	8:CI:60:LEU:O	1.92	0.69
12:CM:106:ARG:HD3	12:CM:111:PRO:HA	1.74	0.69
19:CT:57:VAL:HB	19:CT:71:ALA:HB1	1.75	0.69
53:D6:86:SER:HB3	53:D6:88:LEU:HD13	1.74	0.69
23:DB:543:G:C6	23:DB:544:C:H1'	2.27	0.69
23:DB:571:U:H3'	49:DR:80:ARG:HH12	1.56	0.69
40:DH:68:ARG:HH12	40:DH:134:VAL:HG11	1.57	0.69
41:DJ:93:ILE:O	41:DJ:97:PRO:HG3	1.92	0.69
35:DV:4:ILE:HB	35:DV:63:ILE:HG13	1.73	0.69
1:AA:1162:C:H2'	1:AA:1163:A:C8	2.28	0.69
11:AL:35:ARG:HA	11:AL:35:ARG:NH1	2.08	0.69
12:AM:38:ILE:HG13	12:AM:55:LEU:HD21	1.75	0.69
17:AR:21:ASP:OD1	17:AR:23:LYS:HG3	1.93	0.69
53:B6:177:GLU:OE2	53:B6:178:LYS:HG2	1.91	0.69
53:B6:30:THR:HG22	53:B6:183:ILE:HG12	1.73	0.69
25:BC:128:THR:HG23	25:BC:190:THR:HG22	1.74	0.69
23:BB:2309:A:H61	47:BF:75:GLY:HA3	1.58	0.69
37:BL:90:VAL:HB	37:BL:122:VAL:HA	1.74	0.69
51:BZ:64:ILE:H	51:BZ:64:ILE:HD12	1.58	0.69

Continued on next page...

Continued from previous page...

Atom-1	Atom-2	Interatomic distance (Å)	Clash overlap (Å)
51:BZ:7:VAL:HG21	51:BZ:59:ILE:HD11	1.73	0.69
1:CA:1399:C:H4'	1:CA:1400:C:H5'	1.73	0.69
1:CA:1483:A:H2'	1:CA:1484:C:O4'	1.93	0.69
8:CI:42:THR:O	8:CI:45:MET:HG2	1.93	0.69
8:CI:25:GLY:HA3	8:CI:57:VAL:CA	2.23	0.69
1:CA:522:C:H41	11:CL:49:ARG:NH2	1.91	0.69
18:CS:35:ARG:NH2	18:CS:52:ASN:HA	2.07	0.69
53:D6:93:SER:HB3	53:D6:100:TYR:O	1.92	0.69
23:DB:1047:G:H1'	23:DB:1110:G:N2	2.08	0.69
23:DB:878:A:C1'	23:DB:899:A:H62	2.06	0.69
25:DC:209:ALA:O	25:DC:213:ARG:HB2	1.93	0.69
23:DB:2415:G:H4'	37:DL:66:PHE:HB2	1.74	0.69
1:AA:764:C:C2'	1:AA:765:G:H5'	2.22	0.69
12:AM:44:ILE:HA	12:AM:47:LEU:HG	1.74	0.69
23:BB:1060:U:O2	23:BB:1088:A:N7	2.26	0.69
47:BF:147:ARG:HD2	47:BF:148:VAL:HG22	1.74	0.69
40:BH:66:ASN:N	40:BH:66:ASN:HD22	1.90	0.69
27:BK:43:ILE:HG21	27:BK:46:ALA:HB2	1.75	0.69
43:BO:35:ILE:HG13	43:BO:71:ALA:HB2	1.75	0.69
7:CH:45:ILE:HG21	7:CH:60:LEU:HD21	1.75	0.69
23:DB:1138:G:H2'	23:DB:1139:G:O4'	1.93	0.69
23:DB:1309:G:H4'	36:D2:7:PRO:HB2	1.74	0.69
23:DB:2653:U:H3'	23:DB:2654:A:H2'	1.75	0.69
1:AA:93:U:O5'	1:AA:93:U:H6	1.75	0.69
10:AK:28:ASN:ND2	10:AK:46:ALA:HB3	2.08	0.69
11:AL:17:LYS:H	11:AL:17:LYS:HE3	1.58	0.69
18:AS:30:LEU:HB2	18:AS:48:ILE:HG23	1.73	0.69
23:BB:345:A:H1'	23:BB:346:A:H2	1.57	0.69
40:BH:73:ASN:HD22	40:BH:74:ALA:N	1.90	0.69
24:BI:122:GLU:O	24:BI:126:ARG:HG3	1.91	0.69
42:BN:114:GLU:HG2	42:BN:115:LEU:N	2.07	0.69
23:BB:495:G:N2	45:BS:61:ASN:HD21	1.90	0.69
5:CF:42:TRP:NE1	5:CF:61:LEU:HD23	2.08	0.69
23:DB:2340:A:H2'	23:DB:2341:G:H8	1.56	0.69
23:DB:858:G:H21	23:DB:2268:A:H3'	1.58	0.69
25:DC:91:ALA:HB2	25:DC:105:ALA:HB2	1.73	0.69
29:DE:131:THR:HG22	29:DE:160:ALA:HA	1.73	0.69
40:DH:41:LYS:O	40:DH:44:ILE:HG12	1.92	0.69
40:DH:49:ALA:HB3	40:DH:50:ARG:NH2	2.06	0.69
42:DN:102:PHE:H	42:DN:109:PRO:HA	1.56	0.69
45:DS:73:LYS:HB3	45:DS:106:VAL:HB	1.73	0.69

Continued on next page...

Continued from previous page...

Atom-1	Atom-2	Interatomic distance (Å)	Clash overlap (Å)
52:DW:18:LYS:HE3	52:DW:18:LYS:HA	1.74	0.69
20:AB:63:LYS:HG2	20:AB:224:ARG:HH12	1.58	0.68
3:AD:11:SER:HA	3:AD:18:LEU:HD22	1.75	0.68
53:B6:29:ARG:NH2	53:B6:110:ARG:HH11	1.91	0.68
23:BB:1812:U:H1'	25:BC:43:ASN:HD21	1.56	0.68
1:CA:1323:G:H2'	1:CA:1324:A:C8	2.27	0.68
1:CA:1432:G:H1'	1:CA:1468:A:N6	2.09	0.68
23:DB:1550:C:H2'	23:DB:1551:A:C8	2.28	0.68
48:DG:10:VAL:CG2	48:DG:48:THR:HA	2.22	0.68
23:DB:1161:C:H4'	49:DR:8:GLY:O	1.93	0.68
1:AA:1369:C:H2'	1:AA:1370:G:C8	2.29	0.68
20:AB:202:ASN:HD22	20:AB:204:ASP:N	1.90	0.68
15:AP:57:ILE:O	15:AP:61:VAL:HG23	1.94	0.68
23:BB:102:U:H4'	23:BB:103:A:OP2	1.91	0.68
48:BG:166:GLU:HG2	48:BG:168:VAL:HG23	1.75	0.68
44:BQ:104:ALA:HA	49:BR:46:GLU:OE1	1.92	0.68
1:CA:1009:U:H2'	1:CA:1010:U:C6	2.28	0.68
12:CM:38:ILE:HG13	12:CM:55:LEU:HD21	1.76	0.68
32:D4:10:LEU:HD12	32:D4:33:HIS:HA	1.74	0.68
23:DB:171:U:H2'	23:DB:172:A:C8	2.28	0.68
23:DB:2443:C:H2'	23:DB:2444:G:C8	2.28	0.68
23:DB:2804:U:H2'	23:DB:2805:C:C6	2.29	0.68
23:DB:532:A:H4'	23:DB:533:G:C8	2.28	0.68
23:DB:580:U:H2'	23:DB:581:C:H6	1.58	0.68
23:DB:845:A:C2	23:DB:847:U:H1'	2.28	0.68
23:DB:852:U:H2'	23:DB:853:C:C6	2.29	0.68
26:DD:53:GLY:HA3	26:DD:77:ARG:HG3	1.74	0.68
23:BB:1266:G:N2	23:BB:2012:G:H2'	2.09	0.68
23:BB:2751:G:N3	23:BB:2751:G:H2'	2.08	0.68
23:BB:90:U:H3'	23:BB:91:A:C5'	2.21	0.68
42:BN:34:ILE:HB	42:BN:113:ILE:HG22	1.74	0.68
30:BY:40:THR:O	30:BY:43:ILE:HG22	1.94	0.68
12:CM:95:PRO:N	12:CM:108:ARG:HG2	2.09	0.68
1:CA:1458:G:H5''	19:CT:25:SER:HB2	1.74	0.68
23:DB:1181:U:H2'	23:DB:1182:G:H8	1.58	0.68
23:DB:784:G:O2'	23:DB:785:G:H5''	1.94	0.68
23:DB:833:A:H2'	23:DB:834:G:C8	2.28	0.68
41:DJ:4:PHE:HB3	41:DJ:44:TYR:CD1	2.28	0.68
27:DK:43:ILE:HG21	27:DK:46:ALA:HB2	1.75	0.68
50:DT:29:THR:H	50:DT:91:GLN:NE2	1.89	0.68
1:AA:147:G:H2'	1:AA:148:G:C8	2.28	0.68

Continued on next page...

Continued from previous page...

Atom-1	Atom-2	Interatomic distance (Å)	Clash overlap (Å)
7:AH:51:GLU:HG2	7:AH:52:GLY:H	1.58	0.68
9:AJ:57:VAL:HG22	9:AJ:58:ASN:H	1.59	0.68
23:BB:1309:G:H4'	36:B2:7:PRO:HB2	1.74	0.68
53:B6:32:ARG:NH2	53:B6:88:LEU:HA	2.08	0.68
23:BB:2799:A:H4'	23:BB:2800:A:O4'	1.94	0.68
23:BB:848:C:H2'	23:BB:849:A:H8	1.59	0.68
43:BO:47:VAL:HG12	43:BO:48:LEU:H	1.59	0.68
44:BQ:30:VAL:CG1	44:BQ:33:VAL:HG22	2.24	0.68
2:CC:26:LYS:HG3	2:CC:27:GLU:HG3	1.74	0.68
12:CM:21:ILE:HG22	12:CM:23:GLY:H	1.57	0.68
15:CP:3:THR:HG22	15:CP:66:THR:HB	1.76	0.68
23:DB:1406:U:H2'	23:DB:1407:G:H8	1.56	0.68
23:DB:1709:U:H2'	23:DB:1710:G:C8	2.29	0.68
23:DB:742:A:H2'	23:DB:743:A:C8	2.28	0.68
48:DG:102:ILE:HG13	48:DG:116:LEU:HD11	1.75	0.68
6:AG:12:LEU:HD22	6:AG:13:PRO:HD2	1.75	0.68
10:AK:80:ASN:HB3	10:AK:105:ARG:HB3	1.74	0.68
12:AM:2:ARG:H	12:AM:2:ARG:HD3	1.58	0.68
18:AS:61:VAL:HA	18:AS:65:MET:SD	2.33	0.68
23:BB:1260:A:H2'	23:BB:1261:C:C6	2.28	0.68
23:BB:2143:C:H2'	23:BB:2144:G:O4'	1.92	0.68
23:BB:2728:U:H5'	27:BK:70:ARG:NH2	2.09	0.68
23:BB:782:A:N3	25:BC:224:MET:HB3	2.08	0.68
26:BD:105:LYS:HE3	26:BD:176:ASP:HB3	1.76	0.68
48:BG:84:LYS:CB	48:BG:132:LEU:H	2.06	0.68
40:BH:90:LEU:HB2	40:BH:123:ARG:HB3	1.76	0.68
43:BO:49:VAL:HG11	43:BO:82:ALA:HA	1.76	0.68
44:BQ:26:ALA:HA	44:BQ:29:ARG:HG3	1.76	0.68
49:BR:19:THR:HG22	49:BR:97:LYS:HG3	1.75	0.68
52:BW:49:ASN:HB3	52:BW:81:ILE:HG12	1.74	0.68
1:CA:1534:A:H62	21:CU:44:ARG:NH2	1.91	0.68
20:CB:130:LYS:HA	20:CB:133:ALA:HB3	1.75	0.68
9:CJ:57:VAL:HG22	9:CJ:58:ASN:H	1.57	0.68
23:DB:2384:U:H5''	23:DB:2386:A:OP1	1.93	0.68
25:DC:81:GLU:HB2	25:DC:90:ILE:HG22	1.75	0.68
23:DB:2529:G:H4'	48:DG:174:LYS:HG3	1.75	0.68
42:DN:34:ILE:HB	42:DN:113:ILE:HG22	1.76	0.68
51:DZ:17:ASN:HB2	51:DZ:25:THR:HB	1.73	0.68
1:AA:1399:C:H4'	1:AA:1400:C:H5''	1.74	0.68
1:AA:539:A:H2'	1:AA:540:G:C8	2.28	0.68
1:AA:677:U:H1'	10:AK:120:CYS:SG	2.33	0.68

Continued on next page...

Continued from previous page...

Atom-1	Atom-2	Interatomic distance (Å)	Clash overlap (Å)
20:AB:139:GLU:HG2	20:AB:143:LEU:HD11	1.75	0.68
7:AH:11:THR:HG22	7:AH:14:ARG:HH12	1.59	0.68
53:B6:114:LEU:HB3	53:B6:183:ILE:HG21	1.76	0.68
53:B6:14:MET:HE2	53:B6:165:THR:HG23	1.76	0.68
23:BB:1242:U:H2'	23:BB:1243:C:C6	2.29	0.68
23:BB:2384:U:H5''	23:BB:2386:A:OP1	1.94	0.68
23:BB:2748:A:H4'	48:BG:3:VAL:HG21	1.76	0.68
23:BB:364:C:H2'	23:BB:365:U:H6	1.56	0.68
47:BF:137:PHE:HB2	47:BF:138:PRO:HD2	1.75	0.68
47:BF:62:GLN:HG3	47:BF:91:ARG:NH1	2.08	0.68
37:BL:93:ASN:O	37:BL:95:LEU:HD12	1.93	0.68
30:BY:6:ILE:HG21	30:BY:47:ILE:HD12	1.75	0.68
15:CP:4:ILE:HG12	15:CP:21:VAL:HG22	1.76	0.68
23:DB:141:G:N3	23:DB:141:G:H3'	2.09	0.68
23:DB:189:G:H2'	23:DB:205:G:H22	1.58	0.68
26:DD:148:GLN:HG3	26:DD:152:PRO:HB3	1.74	0.68
44:DQ:57:ARG:NH1	44:DQ:61:ILE:HD11	2.08	0.68
44:DQ:78:PHE:CZ	44:DQ:82:LEU:HD11	2.28	0.68
16:AQ:3:LYS:HE2	16:AQ:3:LYS:HA	1.75	0.68
23:BB:592:A:H2'	23:BB:593:U:C6	2.28	0.68
23:BB:833:A:H2'	23:BB:834:G:C8	2.28	0.68
26:BD:149:ASN:C	26:BD:152:PRO:HD2	2.14	0.68
48:BG:10:VAL:HG23	48:BG:48:THR:HA	1.75	0.68
38:BM:36:VAL:HB	38:BM:127:LYS:O	1.93	0.68
45:BS:17:VAL:C	45:BS:19:LEU:H	1.97	0.68
52:BW:37:VAL:HG12	52:BW:38:ARG:N	2.09	0.68
1:CA:35:G:H2'	1:CA:36:C:C6	2.29	0.68
1:CA:715:A:H2'	1:CA:716:A:H8	1.57	0.68
11:CL:17:LYS:HE3	11:CL:17:LYS:N	2.09	0.68
13:CN:48:GLN:O	13:CN:51:PRO:HD2	1.94	0.68
53:D6:52:LEU:HD21	53:D6:58:VAL:HG23	1.74	0.68
25:DC:2:VAL:HG23	25:DC:3:VAL:H	1.59	0.68
24:DI:9:LYS:HG2	24:DI:57:VAL:HG13	1.76	0.68
27:DK:36:GLY:HA2	27:DK:62:VAL:O	1.93	0.68
3:AD:197:HIS:O	3:AD:200:VAL:HG22	1.93	0.68
22:BA:75:G:H1'	35:BV:29:ILE:HG12	1.75	0.68
23:BB:1176:U:H2'	23:BB:1177:G:O4'	1.94	0.68
23:BB:1515:A:H2'	23:BB:1516:G:O4'	1.94	0.68
23:BB:1657:U:O2'	26:BD:138:LEU:HD12	1.93	0.68
47:BF:31:GLU:O	47:BF:32:LYS:HD3	1.94	0.68
20:CB:67:LEU:HD11	20:CB:150:ILE:HD12	1.75	0.68

Continued on next page...

Continued from previous page...

Atom-1	Atom-2	Interatomic distance (Å)	Clash overlap (Å)
23:DB:1387:A:H2'	23:DB:1388:G:H8	1.59	0.68
23:DB:1872:A:H2'	23:DB:1873:G:O4'	1.92	0.68
28:DP:112:ARG:HB2	28:DP:112:ARG:HH11	1.58	0.68
44:DQ:30:VAL:HG13	44:DQ:31:TYR:N	2.07	0.68
7:AH:94:VAL:HG23	7:AH:101:ALA:HB2	1.74	0.68
8:AI:25:GLY:HA3	8:AI:57:VAL:CA	2.23	0.68
8:AI:94:ARG:HA	8:AI:97:LEU:HG	1.75	0.68
14:AO:24:SER:HB3	14:AO:27:VAL:HG23	1.76	0.68
53:B6:111:ARG:O	53:B6:115:VAL:HG23	1.94	0.68
25:BC:91:ALA:HB2	25:BC:105:ALA:HB2	1.76	0.68
40:BH:80:ILE:HB	40:BH:144:VAL:HG13	1.76	0.68
24:BI:25:PRO:O	24:BI:29:GLN:HG2	1.94	0.68
44:BQ:30:VAL:HG13	44:BQ:31:TYR:N	2.08	0.68
46:BU:49:PRO:HA	46:BU:53:GLN:HG3	1.74	0.68
1:CA:1137:C:H1'	1:CA:1138:G:C2	2.29	0.68
16:CQ:74:LEU:HD22	16:CQ:75:VAL:N	2.08	0.68
23:DB:1260:A:H2'	23:DB:1261:C:C6	2.29	0.68
23:DB:1684:G:H2'	23:DB:1685:C:H6	1.59	0.68
23:DB:571:U:H3'	49:DR:80:ARG:NH1	2.08	0.68
23:DB:90:U:H3'	23:DB:91:A:C5'	2.24	0.68
29:DE:118:LEU:HA	29:DE:186:VAL:HG13	1.76	0.68
48:DG:166:GLU:HG2	48:DG:168:VAL:HG23	1.74	0.68
1:AA:120:A:H2'	1:AA:121:U:H5''	1.75	0.68
16:AQ:74:LEU:HD22	16:AQ:75:VAL:N	2.08	0.68
17:AR:37:LYS:HZ3	21:AU:22:CYS:HB2	1.58	0.68
53:B6:95:LYS:HB3	53:B6:100:TYR:CE2	2.29	0.68
23:BB:1437:C:H2'	23:BB:1438:U:H6	1.59	0.68
27:BK:54:LYS:H	27:BK:54:LYS:HD2	1.59	0.68
1:CA:215:C:H2'	1:CA:216:U:C6	2.29	0.68
1:CA:817:C:H1'	1:CA:819:A:H5'	1.75	0.68
17:CR:21:ASP:OD1	17:CR:23:LYS:HG3	1.94	0.68
23:DB:2243:U:H2'	23:DB:2244:U:C6	2.29	0.68
23:DB:224:U:O4	23:DB:420:C:H5'	1.94	0.68
47:DF:16:MET:O	47:DF:20:ASN:HA	1.94	0.68
48:DG:10:VAL:HG23	48:DG:48:THR:HA	1.74	0.68
45:DS:6:LYS:HB2	45:DS:103:ILE:O	1.94	0.68
45:DS:17:VAL:C	45:DS:19:LEU:H	1.97	0.68
6:AG:4:ARG:HE	6:AG:6:ILE:HG23	1.57	0.67
8:AI:56:MET:C	8:AI:58:GLU:H	1.97	0.67
8:AI:55:ASP:HB2	8:AI:59:LYS:HE3	1.74	0.67
14:AO:26:GLU:OE2	14:AO:77:ARG:HD2	1.94	0.67

Continued on next page...

Continued from previous page...

Atom-1	Atom-2	Interatomic distance (Å)	Clash overlap (Å)
23:BB:2657:A:H4'	48:BG:91:VAL:HG21	1.76	0.67
23:BB:28:A:H61	23:BB:512:G:H1'	1.59	0.67
23:BB:224:U:O4	23:BB:420:C:H5''	1.94	0.67
26:BD:148:GLN:HB2	26:BD:152:PRO:CG	2.23	0.67
29:BE:118:LEU:HA	29:BE:186:VAL:HG13	1.76	0.67
1:CA:780:A:O2'	1:CA:781:A:H5''	1.93	0.67
20:CB:122:ASP:OD1	20:CB:124:THR:HG22	1.95	0.67
1:CA:1348:U:H4'	8:CI:121:ARG:HG3	1.75	0.67
14:CO:26:GLU:OE2	14:CO:77:ARG:HD2	1.93	0.67
16:CQ:58:VAL:HG12	16:CQ:77:VAL:HG13	1.76	0.67
21:CU:42:THR:HB	21:CU:46:ARG:CZ	2.24	0.67
23:DB:1913:A:H4'	23:DB:1914:C:H5''	1.77	0.67
23:DB:2075:U:H2'	23:DB:2238:G:N2	2.09	0.67
26:DD:124:ARG:HA	26:DD:165:MET:SD	2.34	0.67
26:DD:8:LYS:HB2	26:DD:201:LEU:HD11	1.77	0.67
40:DH:68:ARG:NH1	40:DH:134:VAL:HG11	2.08	0.67
44:DQ:94:LEU:HD12	49:DR:13:ARG:HB2	1.76	0.67
16:AQ:8:GLN:HA	16:AQ:59:GLU:HA	1.76	0.67
23:BB:2241:A:H2'	23:BB:2242:G:C8	2.29	0.67
4:CE:37:VAL:HA	4:CE:47:PHE:HA	1.76	0.67
23:DB:1104:C:H2'	23:DB:1105:U:C6	2.30	0.67
23:DB:286:U:H2'	23:DB:287:G:H8	1.57	0.67
38:DM:40:ARG:HD3	38:DM:93:VAL:HG21	1.76	0.67
1:AA:1137:C:H1'	1:AA:1138:G:C2	2.29	0.67
1:AA:270:A:H2'	1:AA:271:C:C6	2.28	0.67
14:AO:26:GLU:HG3	14:AO:81:LEU:HD12	1.75	0.67
19:AT:57:VAL:HB	19:AT:71:ALA:HB1	1.76	0.67
23:BB:139:U:H3'	23:BB:140:C:H5''	1.75	0.67
23:BB:917:A:H5''	23:BB:2268:A:H61	1.58	0.67
29:BE:46:GLN:HG3	29:BE:87:ALA:HB3	1.76	0.67
22:DA:111:U:H2'	22:DA:112:G:C8	2.30	0.67
23:DB:1437:C:H2'	23:DB:1438:U:H6	1.57	0.67
23:DB:2213:U:O2	23:DB:2213:U:H2'	1.93	0.67
23:DB:2728:U:H2'	23:DB:2729:G:H8	1.58	0.67
23:DB:848:C:H2'	23:DB:849:A:H8	1.58	0.67
25:DC:239:PHE:O	25:DC:241:LYS:HG3	1.93	0.67
29:DE:58:LYS:HD3	29:DE:58:LYS:N	2.09	0.67
47:DF:115:GLY:HA3	47:DF:177:ARG:HD2	1.75	0.67
1:AA:812:G:O2'	1:AA:813:U:H6	1.74	0.67
8:AI:20:ILE:HA	8:AI:62:LEU:HB3	1.76	0.67
12:AM:14:ALA:HB3	12:AM:40:GLU:HA	1.76	0.67

Continued on next page...

Continued from previous page...

Atom-1	Atom-2	Interatomic distance (Å)	Clash overlap (Å)
53:B6:42:LYS:HA	53:B6:51:PRO:HA	1.76	0.67
23:BB:2557:G:H2'	23:BB:2558:C:C6	2.30	0.67
41:BJ:73:VAL:HG23	41:BJ:74:TYR:H	1.58	0.67
41:BJ:93:ILE:O	41:BJ:97:PRO:HG3	1.94	0.67
27:BK:19:VAL:HG12	27:BK:43:ILE:HA	1.75	0.67
52:BW:51:GLY:HA3	52:BW:59:PHE:CB	2.24	0.67
1:CA:1071:C:H2'	1:CA:1072:G:H8	1.59	0.67
20:CB:22:TRP:HB3	20:CB:38:HIS:CE1	2.30	0.67
16:CQ:66:LEU:HD12	16:CQ:66:LEU:H	1.59	0.67
47:DF:101:ARG:NH1	47:DF:138:PRO:HB2	2.10	0.67
30:DY:40:THR:O	30:DY:43:ILE:HG22	1.94	0.67
1:AA:1432:G:H1'	1:AA:1468:A:N6	2.08	0.67
11:AL:20:VAL:HG12	11:AL:93:ARG:HB3	1.76	0.67
53:B6:30:THR:C	53:B6:32:ARG:N	2.40	0.67
23:BB:528:A:C2	23:BB:2042:A:H2'	2.30	0.67
23:BB:717:C:H3'	23:BB:718:A:H5''	1.76	0.67
29:BE:21:ARG:HH11	29:BE:106:LYS:HD2	1.60	0.67
29:BE:58:LYS:H	29:BE:58:LYS:HD3	1.59	0.67
47:BF:107:VAL:HG11	47:BF:175:PRO:HG3	1.76	0.67
47:BF:49:LEU:HD11	47:BF:66:ILE:HD12	1.75	0.67
20:CB:65:LYS:HA	20:CB:89:PHE:HE1	1.58	0.67
14:CO:24:SER:HB3	14:CO:27:VAL:HG23	1.76	0.67
18:CS:30:LEU:HB2	18:CS:48:ILE:HG23	1.75	0.67
23:DB:1535:A:H3'	23:DB:1536:C:C6	2.29	0.67
23:DB:2216:G:H2'	23:DB:2217:G:C8	2.29	0.67
25:DC:77:VAL:HG23	25:DC:112:GLY:H	1.58	0.67
23:DB:1655:A:H5'	26:DD:118:PHE:HB2	1.74	0.67
47:DF:41:GLU:O	47:DF:43:ILE:HG22	1.94	0.67
48:DG:84:LYS:CB	48:DG:132:LEU:H	2.06	0.67
52:DW:33:GLY:O	52:DW:34:SER:HB2	1.92	0.67
1:AA:1009:U:H2'	1:AA:1010:U:C6	2.30	0.67
1:AA:1142:G:H2'	1:AA:1143:G:O4'	1.95	0.67
16:AQ:60:ILE:HG22	16:AQ:74:LEU:HA	1.77	0.67
1:AA:836:G:OP2	17:AR:49:LYS:HE2	1.95	0.67
19:AT:56:ILE:O	19:AT:60:GLN:HG2	1.94	0.67
23:BB:1727:C:H2'	23:BB:1728:C:C6	2.30	0.67
23:BB:580:U:H2'	23:BB:581:C:H6	1.60	0.67
45:BS:73:LYS:HB3	45:BS:106:VAL:HB	1.75	0.67
1:CA:235:C:H2'	1:CA:236:A:H8	1.59	0.67
18:CS:42:ASN:N	18:CS:42:ASN:HD22	1.93	0.67
23:DB:1060:U:O2	23:DB:1088:A:N7	2.27	0.67

Continued on next page...

Continued from previous page...

Atom-1	Atom-2	Interatomic distance (Å)	Clash overlap (Å)
23:DB:150:U:H2'	23:DB:151:C:C6	2.30	0.67
23:DB:2591:C:H2'	23:DB:2592:G:H8	1.58	0.67
26:DD:20:VAL:HA	27:DK:72:PRO:HB3	1.77	0.67
27:DK:35:VAL:HG23	27:DK:36:GLY:N	2.02	0.67
1:AA:1410:A:H2'	1:AA:1411:C:C6	2.30	0.67
1:AA:484:G:H4'	1:AA:485:U:C5'	2.24	0.67
8:AI:62:LEU:N	8:AI:62:LEU:HD22	2.10	0.67
21:AU:16:ARG:HA	21:AU:16:ARG:NE	2.06	0.67
53:B6:38:LEU:HD13	53:B6:83:ILE:HD12	1.76	0.67
23:BB:1790:C:H2'	23:BB:1791:A:C8	2.30	0.67
23:BB:189:G:H2'	23:BB:205:G:N2	2.10	0.67
23:BB:2875:C:H2'	23:BB:2876:G:C8	2.30	0.67
40:BH:139:PHE:O	40:BH:140:ALA:HB2	1.95	0.67
43:BO:11:ALA:HB2	43:BO:96:GLY:N	2.09	0.67
49:BR:66:HIS:ND1	49:BR:94:THR:HG22	2.10	0.67
1:CA:1343:G:H1'	8:CI:122:ARG:HH12	1.59	0.67
23:DB:2306:C:C5	23:DB:2307:G:H2'	2.30	0.67
23:DB:718:A:H3'	23:DB:719:C:H6	1.58	0.67
52:DW:37:VAL:HG12	52:DW:38:ARG:N	2.10	0.67
1:AA:1288:A:N1	1:AA:1371:G:H1'	2.10	0.67
2:AC:126:ARG:HH21	2:AC:191:THR:HG23	1.60	0.67
23:BB:27:G:H1'	23:BB:513:A:N6	2.10	0.67
23:BB:718:A:H3'	23:BB:719:C:H6	1.59	0.67
23:BB:78:U:H2'	23:BB:79:C:C6	2.29	0.67
29:BE:176:ASP:HB3	29:BE:179:SER:HB2	1.75	0.67
48:BG:17:LYS:NZ	48:BG:18:ILE:H	1.93	0.67
40:BH:73:ASN:HB3	40:BH:141:LYS:NZ	2.09	0.67
41:BJ:4:PHE:HB3	41:BJ:44:TYR:CD1	2.30	0.67
3:CD:18:LEU:HB2	3:CD:20:LEU:HG	1.77	0.67
25:DC:204:LEU:HD22	25:DC:209:ALA:HB1	1.76	0.67
47:DF:147:ARG:HD2	47:DF:148:VAL:HG22	1.75	0.67
48:DG:17:LYS:NZ	48:DG:18:ILE:H	1.92	0.67
41:DJ:64:VAL:O	41:DJ:65:THR:HG22	1.95	0.67
28:DP:89:GLY:HA2	28:DP:112:ARG:N	2.10	0.67
39:DX:10:SER:H	39:DX:60:LYS:HE2	1.60	0.67
30:DY:6:ILE:O	30:DY:34:THR:HA	1.95	0.67
1:AA:719:C:H1'	17:AR:37:LYS:HB2	1.77	0.67
20:AB:18:GLN:O	20:AB:37:VAL:HG23	1.95	0.67
14:AO:29:VAL:HG11	14:AO:67:LEU:HD21	1.77	0.67
33:B1:26:LYS:HD3	33:B1:52:LYS:HB3	1.76	0.67
53:B6:30:THR:HG22	53:B6:179:LYS:HD3	1.77	0.67

Continued on next page...

Continued from previous page...

Atom-1	Atom-2	Interatomic distance (Å)	Clash overlap (Å)
23:BB:1447:C:H2'	23:BB:1448:G:C8	2.29	0.67
23:BB:2266:A:C4'	23:BB:2267:A:N7	2.57	0.67
23:BB:950:G:H2'	23:BB:951:C:C6	2.30	0.67
23:BB:1655:A:H5'	26:BD:118:PHE:HB2	1.76	0.67
23:BB:2529:G:H4'	48:BG:174:LYS:HG3	1.76	0.67
41:BJ:58:ASN:HA	41:BJ:127:GLY:CA	2.24	0.67
44:BQ:78:PHE:CZ	44:BQ:82:LEU:HD11	2.30	0.67
49:BR:3:ALA:O	49:BR:13:ARG:HA	1.95	0.67
1:CA:1369:C:H2'	1:CA:1370:G:C8	2.30	0.67
20:CB:187:ASP:OD1	20:CB:203:ASP:HB3	1.95	0.67
2:CC:26:LYS:HG3	2:CC:27:GLU:N	2.10	0.67
12:CM:33:LEU:HD13	12:CM:39:ALA:O	1.95	0.67
23:DB:1125:G:H5'	32:D4:37:GLN:HE21	1.59	0.67
23:DB:120:U:H4'	23:DB:121:G:H5''	1.76	0.67
23:DB:2485:G:O2'	23:DB:2486:C:H5'	1.95	0.67
23:DB:2799:A:H4'	23:DB:2800:A:O4'	1.94	0.67
23:DB:62:U:H3'	23:DB:63:A:C8	2.29	0.67
25:DC:158:GLY:N	25:DC:194:VAL:HG13	2.09	0.67
48:DG:83:THR:HA	48:DG:84:LYS:NZ	2.10	0.67
49:DR:34:GLU:HA	49:DR:59:ILE:O	1.95	0.67
39:DX:48:ARG:O	39:DX:51:ALA:HB3	1.95	0.67
1:AA:1081:A:OP2	4:AE:51:LYS:HE2	1.94	0.67
1:AA:1144:G:H21	1:AA:1146:A:H62	1.41	0.67
11:AL:54:VAL:HG12	11:AL:55:ARG:H	1.60	0.67
13:AN:20:PHE:HD1	13:AN:24:ALA:HB2	1.59	0.67
15:AP:20:VAL:HG23	15:AP:35:ARG:HA	1.76	0.67
23:BB:2813:A:H2'	23:BB:2814:A:C8	2.30	0.67
23:BB:849:A:H2'	23:BB:850:U:C6	2.29	0.67
23:BB:95:A:H4'	39:BX:38:GLN:O	1.95	0.67
24:BI:10:LEU:HD13	24:BI:12:VAL:HG13	1.76	0.67
41:BJ:36:LEU:HD21	41:BJ:122:LEU:HB2	1.76	0.67
37:BL:110:VAL:HB	37:BL:127:VAL:HG23	1.75	0.67
1:CA:154:U:H2'	1:CA:155:A:C8	2.30	0.67
1:CA:975:A:H4'	1:CA:976:G:O5'	1.95	0.67
15:CP:20:VAL:HG23	15:CP:35:ARG:HA	1.76	0.67
22:DA:35:C:H2'	22:DA:36:C:H5'	1.75	0.67
23:DB:1082:U:N3	23:DB:1086:A:C2	2.63	0.67
23:DB:1727:C:H2'	23:DB:1728:C:C6	2.30	0.67
23:DB:19:A:H2'	23:DB:20:C:C6	2.30	0.67
23:DB:2366:A:H2'	23:DB:2367:G:O4'	1.94	0.67
23:DB:28:A:N6	23:DB:512:G:H1'	2.10	0.67

Continued on next page...

Continued from previous page...

Atom-1	Atom-2	Interatomic distance (Å)	Clash overlap (Å)
23:DB:704:G:H1'	23:DB:727:A:H61	1.60	0.67
48:DG:84:LYS:HB2	48:DG:132:LEU:H	1.60	0.67
43:DO:51:ALA:HB3	43:DO:78:VAL:HG22	1.75	0.67
1:AA:1071:C:H2'	1:AA:1072:G:H8	1.60	0.66
1:AA:215:C:H2'	1:AA:216:U:C6	2.30	0.66
1:AA:664:G:H22	1:AA:741:G:H1	1.40	0.66
5:AF:100:SER:HA	17:AR:23:LYS:CE	2.25	0.66
13:AN:27:LYS:HA	13:AN:31:SER:HB2	1.76	0.66
18:AS:28:LYS:HD2	18:AS:28:LYS:H	1.60	0.66
21:AU:34:ARG:HD3	21:AU:39:LYS:HZ2	1.59	0.66
23:BB:2144:G:H5''	23:BB:2146:C:OP2	1.96	0.66
45:BS:6:LYS:HB2	45:BS:103:ILE:O	1.95	0.66
1:CA:454:G:H2'	1:CA:455:G:H8	1.61	0.66
1:CA:836:G:OP2	17:CR:49:LYS:HE2	1.95	0.66
20:CB:18:GLN:O	20:CB:37:VAL:HG23	1.94	0.66
11:CL:35:ARG:NH1	11:CL:35:ARG:HA	2.10	0.66
12:CM:89:ARG:NH2	12:CM:94:LEU:HD12	2.10	0.66
13:CN:20:PHE:HD1	13:CN:24:ALA:HB2	1.59	0.66
23:DB:1684:G:H2'	23:DB:1685:C:C6	2.28	0.66
23:DB:173:A:H2'	23:DB:174:U:C6	2.30	0.66
23:DB:479:A:N3	23:DB:481:G:H5''	2.09	0.66
25:DC:128:THR:HG23	25:DC:190:THR:HG22	1.75	0.66
40:DH:69:ALA:HA	40:DH:140:ALA:HB2	1.78	0.66
43:DO:47:VAL:HG12	43:DO:48:LEU:H	1.58	0.66
1:AA:978:A:H5'	1:AA:1362:A:N6	2.10	0.66
3:AD:116:LEU:HB3	3:AD:122:ILE:HD11	1.76	0.66
9:AJ:10:LEU:HB2	9:AJ:72:ARG:HB2	1.78	0.66
34:B3:31:ILE:HD11	34:B3:34:LYS:HD3	1.77	0.66
53:B6:42:LYS:HB3	53:B6:49:HIS:O	1.93	0.66
23:BB:2144:G:H3'	23:BB:2145:C:H3'	1.78	0.66
23:BB:2276:G:OP2	38:BM:85:GLY:N	2.28	0.66
23:BB:2639:A:H2'	23:BB:2640:G:O4'	1.95	0.66
45:BS:76:VAL:HG12	45:BS:103:ILE:HA	1.77	0.66
3:CD:84:ASN:HD22	4:CE:101:GLY:CA	2.08	0.66
7:CH:77:VAL:HG23	7:CH:126:CYS:HA	1.77	0.66
10:CK:22:ILE:HD12	10:CK:85:VAL:HG22	1.78	0.66
19:CT:61:ALA:HA	19:CT:67:HIS:H	1.60	0.66
23:DB:1178:C:H2'	23:DB:1179:G:C8	2.29	0.66
23:DB:172:A:H2'	23:DB:173:A:C8	2.30	0.66
29:DE:18:THR:HG22	29:DE:106:LYS:NZ	2.10	0.66
29:DE:58:LYS:HD3	29:DE:58:LYS:H	1.60	0.66

Continued on next page...

Continued from previous page...

Atom-1	Atom-2	Interatomic distance (Å)	Clash overlap (Å)
47:DF:107:VAL:HG11	47:DF:175:PRO:HG3	1.75	0.66
30:DY:6:ILE:HG21	30:DY:47:ILE:HD12	1.77	0.66
1:AA:1278:G:H4'	1:AA:1279:G:H5'	1.77	0.66
1:AA:454:G:H2'	1:AA:455:G:H8	1.61	0.66
12:AM:89:ARG:NH2	12:AM:94:LEU:HD12	2.10	0.66
23:BB:1826:G:H2'	23:BB:1827:U:H6	1.60	0.66
23:BB:458:G:N2	23:BB:469:G:H2'	2.10	0.66
41:BJ:117:ALA:HA	41:BJ:120:ARG:HD2	1.76	0.66
1:CA:1142:G:H2'	1:CA:1143:G:O4'	1.95	0.66
1:CA:1236:A:H4'	1:CA:1304:G:H4'	1.78	0.66
1:CA:1288:A:N1	1:CA:1371:G:H1'	2.10	0.66
1:CA:147:G:H2'	1:CA:148:G:C8	2.30	0.66
11:CL:20:VAL:HG12	11:CL:93:ARG:HB3	1.76	0.66
12:CM:48:SER:HB2	12:CM:51:GLN:HG3	1.75	0.66
23:DB:1177:G:H2'	23:DB:1178:C:C6	2.31	0.66
48:DG:152:ARG:NH2	48:DG:162:ARG:HA	2.11	0.66
40:DH:125:THR:HA	40:DH:146:VAL:HB	1.76	0.66
24:DI:25:PRO:O	24:DI:29:GLN:HG3	1.94	0.66
1:AA:56:U:H2'	1:AA:57:G:H8	1.60	0.66
20:AB:209:VAL:HG23	20:AB:210:THR:H	1.59	0.66
3:AD:18:LEU:HB2	3:AD:20:LEU:HG	1.76	0.66
23:BB:2286:G:H3'	33:B1:29:LYS:NZ	2.11	0.66
23:BB:2286:G:H3'	33:B1:29:LYS:HZ1	1.60	0.66
23:BB:2720:U:H5''	28:BP:52:ARG:HH22	1.61	0.66
23:BB:594:U:H2'	23:BB:595:C:C6	2.30	0.66
47:BF:16:MET:O	47:BF:20:ASN:HA	1.96	0.66
47:BF:30:VAL:HG21	47:BF:96:TRP:HE1	1.61	0.66
40:BH:83:LYS:HB3	40:BH:91:PHE:HB2	1.75	0.66
26:BD:20:VAL:HA	27:BK:72:PRO:HB3	1.76	0.66
45:BS:26:GLY:N	45:BS:71:VAL:HG13	2.10	0.66
1:CA:920:U:H2'	1:CA:921:U:C6	2.31	0.66
23:DB:1535:A:H5''	23:DB:1536:C:H5	1.61	0.66
23:DB:1657:U:O2'	23:DB:1658:C:H5'	1.96	0.66
23:DB:365:U:H2'	23:DB:366:C:C6	2.29	0.66
23:DB:593:U:H2'	23:DB:594:U:C6	2.30	0.66
26:DD:148:GLN:HB2	26:DD:152:PRO:CG	2.22	0.66
26:DD:149:ASN:C	26:DD:152:PRO:HD2	2.16	0.66
24:DI:73:PRO:HG2	24:DI:78:LEU:HD21	1.75	0.66
49:DR:3:ALA:O	49:DR:13:ARG:HA	1.95	0.66
1:AA:817:C:H1'	1:AA:819:A:H5'	1.78	0.66
20:AB:16:GLY:HA2	20:AB:40:ILE:HG13	1.77	0.66

Continued on next page...

Continued from previous page...

Atom-1	Atom-2	Interatomic distance (Å)	Clash overlap (Å)
4:AE:25:LYS:HG3	4:AE:26:GLY:H	1.61	0.66
23:BB:1681:G:N3	23:BB:1762:A:H2'	2.10	0.66
23:BB:1796:U:H2'	23:BB:1797:G:C8	2.31	0.66
1:CA:17:U:H2'	1:CA:18:C:H6	1.61	0.66
4:CE:25:LYS:HG3	4:CE:26:GLY:H	1.61	0.66
10:CK:115:ILE:HD11	17:CR:72:ARG:NH1	2.11	0.66
12:CM:15:VAL:HG23	12:CM:40:GLU:HB3	1.77	0.66
23:DB:1080:A:H2'	23:DB:1081:U:C6	2.28	0.66
23:DB:1166:G:H2'	23:DB:1167:C:C6	2.30	0.66
23:DB:2331:G:H4'	52:DW:39:GLN:HA	1.76	0.66
23:DB:704:G:H1'	23:DB:727:A:N6	2.11	0.66
23:DB:743:A:O2'	23:DB:744:U:H5'	1.96	0.66
25:DC:91:ALA:CB	25:DC:105:ALA:HB2	2.24	0.66
29:DE:176:ASP:HB3	29:DE:179:SER:HB2	1.76	0.66
24:DI:27:LEU:HD12	24:DI:32:VAL:HG11	1.76	0.66
44:DQ:91:ARG:NH1	49:DR:11:GLN:H	1.92	0.66
1:AA:394:G:H2'	1:AA:395:C:H6	1.61	0.66
1:AA:9:G:H5'	4:AE:107:GLY:HA3	1.76	0.66
1:AA:981:U:H4'	13:AN:60:ARG:CD	2.25	0.66
18:AS:42:ASN:N	18:AS:42:ASN:HD22	1.92	0.66
22:BA:14:U:H4'	22:BA:70:C:O2	1.96	0.66
23:BB:2064:C:H2'	23:BB:2065:C:C6	2.30	0.66
23:BB:2213:U:O2	23:BB:2213:U:H2'	1.94	0.66
25:BC:2:VAL:HG23	25:BC:3:VAL:H	1.59	0.66
47:BF:161:SER:OG	47:BF:164:GLU:HG3	1.96	0.66
23:BB:2653:U:O2'	48:BG:109:SER:HB2	1.95	0.66
1:CA:33:A:H2'	1:CA:34:C:H6	1.59	0.66
1:CA:394:G:H2'	1:CA:395:C:H6	1.61	0.66
15:CP:57:ILE:O	15:CP:61:VAL:HG23	1.96	0.66
23:DB:135:U:H2'	23:DB:136:G:C8	2.31	0.66
23:DB:2557:G:H2'	23:DB:2558:C:C6	2.30	0.66
23:DB:850:U:O2'	30:DY:22:THR:HG22	1.96	0.66
38:DM:96:ILE:HD11	38:DM:126:ILE:HD13	1.78	0.66
1:AA:841:C:H3'	1:AA:843:U:OP2	1.95	0.66
13:AN:5:MET:O	13:AN:8:ARG:HB2	1.95	0.66
18:AS:69:LYS:O	18:AS:72:GLU:HG2	1.96	0.66
21:AU:40:PRO:HA	21:AU:44:ARG:HD2	1.78	0.66
23:BB:2144:G:C2'	23:BB:2146:C:H5'	2.24	0.66
23:BB:477:A:H2'	23:BB:478:A:C8	2.31	0.66
23:BB:2444:G:OP2	29:BE:63:LYS:HD2	1.95	0.66
48:BG:7:PRO:O	48:BG:8:VAL:HB	1.96	0.66

Continued on next page...

Continued from previous page...

Atom-1	Atom-2	Interatomic distance (Å)	Clash overlap (Å)
1:CA:978:A:H5'	1:CA:1362:A:N6	2.11	0.66
53:D6:42:LYS:HB3	53:D6:49:HIS:HB3	1.78	0.66
23:DB:1192:G:O2'	23:DB:1193:G:H5'	1.95	0.66
23:DB:581:C:H2'	23:DB:582:A:C8	2.30	0.66
42:DN:114:GLU:HG2	42:DN:115:LEU:N	2.08	0.66
1:AA:1323:G:H2'	1:AA:1324:A:C8	2.30	0.66
1:AA:154:U:H2'	1:AA:155:A:C8	2.31	0.66
20:AB:20:ARG:HA	20:AB:38:HIS:CE1	2.31	0.66
10:AK:115:ILE:HD11	17:AR:72:ARG:HH12	1.61	0.66
23:BB:1258:U:C4'	29:BE:79:ARG:HD2	2.25	0.66
23:BB:2472:G:H2'	23:BB:2475:C:H42	1.59	0.66
23:BB:28:A:N6	23:BB:512:G:H1'	2.11	0.66
23:BB:655:A:H4'	23:BB:656:G:H5'	1.78	0.66
25:BC:57:HIS:CG	25:BC:58:LYS:H	2.14	0.66
47:BF:41:GLU:O	47:BF:43:ILE:HG22	1.95	0.66
40:BH:8:LYS:O	40:BH:13:GLY:HA3	1.96	0.66
44:BQ:63:ARG:HH22	44:BQ:96:ASP:CA	2.08	0.66
39:BX:48:ARG:O	39:BX:51:ALA:HB3	1.95	0.66
1:CA:1132:C:H2'	1:CA:1133:G:H8	1.59	0.66
1:CA:17:U:H2'	1:CA:18:C:C6	2.31	0.66
1:CA:238:A:H2'	1:CA:239:U:H5''	1.77	0.66
8:CI:20:ILE:HD13	8:CI:85:ALA:HB3	1.78	0.66
9:CJ:10:LEU:HB2	9:CJ:72:ARG:HB2	1.76	0.66
36:D2:26:ASN:O	36:D2:30:VAL:HG23	1.96	0.66
23:DB:1469:A:H2'	23:DB:1470:A:C8	2.31	0.66
23:DB:2639:A:H2'	23:DB:2640:G:O4'	1.96	0.66
23:DB:27:G:HO2'	23:DB:28:A:H8	1.44	0.66
23:DB:784:G:N1	25:DC:227:VAL:HG11	2.11	0.66
24:DI:72:THR:HG22	24:DI:115:ASP:OD2	1.95	0.66
27:DK:76:VAL:H	28:DP:72:VAL:HG23	1.60	0.66
43:DO:49:VAL:HG11	43:DO:82:ALA:HA	1.77	0.66
50:DT:38:ALA:O	50:DT:39:THR:HB	1.95	0.66
1:AA:522:C:H41	11:AL:49:ARG:NH2	1.93	0.66
1:AA:662:U:H2'	1:AA:663:A:C8	2.31	0.66
20:AB:98:GLY:HA2	20:AB:101:THR:HG22	1.78	0.66
4:AE:84:VAL:HG11	4:AE:146:MET:HB3	1.77	0.66
18:AS:10:ILE:HB	18:AS:14:LEU:HD11	1.78	0.66
25:BC:91:ALA:CB	25:BC:105:ALA:HB2	2.26	0.66
38:BM:17:ASN:HD21	38:BM:95:LEU:HG	1.58	0.66
50:BT:38:ALA:O	50:BT:39:THR:HB	1.95	0.66
1:CA:279:A:H5''	1:CA:280:C:H3'	1.78	0.66

Continued on next page...

Continued from previous page...

Atom-1	Atom-2	Interatomic distance (Å)	Clash overlap (Å)
1:CA:539:A:H2'	1:CA:540:G:C8	2.31	0.66
8:CI:27:ILE:HB	8:CI:34:LEU:HB2	1.76	0.66
15:CP:61:VAL:HA	15:CP:65:ALA:HB3	1.78	0.66
23:DB:2267:A:H5''	23:DB:2268:A:H5'	1.78	0.66
23:DB:2333:A:H5'	23:DB:2335:A:H1'	1.77	0.66
23:DB:2646:C:H2'	23:DB:2647:U:O4'	1.95	0.66
42:DN:79:LEU:HA	42:DN:83:LEU:HD12	1.77	0.66
28:DP:50:ARG:CB	28:DP:56:SER:HB3	2.25	0.66
44:DQ:104:ALA:HA	49:DR:46:GLU:OE1	1.96	0.66
1:AA:22:G:H2'	1:AA:23:C:H6	1.60	0.66
13:AN:11:LYS:O	13:AN:15:LEU:HG	1.95	0.66
23:BB:1350:C:H5'	23:BB:1351:C:OP2	1.95	0.66
23:BB:1550:C:H2'	23:BB:1551:A:C8	2.31	0.66
50:BT:69:ARG:CZ	50:BT:69:ARG:HA	2.26	0.66
1:CA:1278:G:H4'	1:CA:1279:G:H5'	1.75	0.66
2:CC:14:VAL:HG11	2:CC:178:ARG:HA	1.76	0.66
8:CI:20:ILE:HA	8:CI:62:LEU:HB3	1.77	0.66
8:CI:9:GLY:HA2	8:CI:80:HIS:CD2	2.31	0.66
10:CK:33:ILE:HG12	10:CK:69:CYS:SG	2.36	0.66
12:CM:14:ALA:HB3	12:CM:40:GLU:HA	1.76	0.66
12:CM:28:ARG:NH2	12:CM:62:PHE:HB2	2.11	0.66
22:DA:90:C:OP1	38:DM:16:ARG:HB2	1.96	0.66
23:DB:2098:U:H2'	23:DB:2099:U:C1'	2.26	0.66
23:DB:2728:U:H5'	27:DK:70:ARG:HH21	1.61	0.66
23:DB:782:A:N3	25:DC:224:MET:HB3	2.10	0.66
26:DD:51:THR:HG21	26:DD:76:GLY:HA3	1.78	0.66
47:DF:31:GLU:O	47:DF:32:LYS:HD3	1.96	0.66
47:DF:72:SER:HB2	47:DF:80:GLN:H	1.60	0.66
41:DJ:117:ALA:HA	41:DJ:120:ARG:HD2	1.78	0.66
1:AA:72:A:H2'	1:AA:73:C:C6	2.30	0.65
4:AE:37:VAL:HA	4:AE:47:PHE:HA	1.77	0.65
5:AF:53:LYS:HB2	5:AF:54:LEU:HD22	1.78	0.65
15:AP:54:LEU:HD22	15:AP:80:LYS:HE2	1.77	0.65
23:BB:1442:U:H2'	23:BB:1443:U:C6	2.31	0.65
23:BB:1684:G:H2'	23:BB:1685:C:C6	2.30	0.65
23:BB:72:U:O2'	23:BB:73:A:H5'	1.96	0.65
48:BG:84:LYS:HB2	48:BG:132:LEU:H	1.60	0.65
27:BK:70:ARG:HB3	27:BK:76:VAL:HG22	1.77	0.65
28:BP:89:GLY:HA2	28:BP:112:ARG:N	2.10	0.65
49:BR:24:LYS:HA	49:BR:94:THR:HG23	1.77	0.65
23:BB:572:A:OP2	49:BR:80:ARG:NH2	2.30	0.65

Continued on next page...

Continued from previous page...

Atom-1	Atom-2	Interatomic distance (Å)	Clash overlap (Å)
8:CI:55:ASP:HB2	8:CI:59:LYS:HE3	1.76	0.65
12:CM:44:ILE:HA	12:CM:47:LEU:HG	1.78	0.65
23:DB:1283:G:N2	23:DB:1286:A:H5'	2.10	0.65
23:DB:2834:G:H1'	23:DB:2883:A:N6	2.11	0.65
23:DB:702:U:H2'	23:DB:703:U:C6	2.31	0.65
29:DE:110:SER:HB3	29:DE:114:ARG:NH1	2.10	0.65
24:DI:42:ASN:HA	24:DI:45:THR:OG1	1.96	0.65
43:DO:67:ASN:N	43:DO:70:ALA:HB3	2.05	0.65
49:DR:66:HIS:CG	49:DR:94:THR:HG22	2.31	0.65
46:DU:12:VAL:HA	46:DU:69:VAL:HA	1.78	0.65
1:AA:950:U:H2'	1:AA:951:G:H8	1.61	0.65
2:AC:26:LYS:HG3	2:AC:27:GLU:N	2.10	0.65
8:AI:42:THR:O	8:AI:45:MET:HG2	1.95	0.65
23:BB:1324:G:H1'	23:BB:1616:A:C6	2.32	0.65
26:BD:124:ARG:HA	26:BD:165:MET:SD	2.36	0.65
50:BT:5:GLU:HA	50:BT:8:LEU:HB2	1.78	0.65
23:BB:2269:G:H4'	52:BW:19:ARG:NH1	2.11	0.65
1:CA:484:G:H4'	1:CA:485:U:C5'	2.26	0.65
20:CB:151:LYS:HG3	20:CB:152:ASP:N	2.12	0.65
8:CI:26:LYS:H	8:CI:61:ASP:CB	2.08	0.65
19:CT:66:ILE:HG22	19:CT:67:HIS:N	2.11	0.65
21:CU:3:ILE:HG21	21:CU:19:LYS:HD2	1.78	0.65
23:DB:1826:G:H2'	23:DB:1827:U:H6	1.61	0.65
23:DB:947:A:H2'	23:DB:948:C:C6	2.31	0.65
23:DB:2637:U:OP1	26:DD:83:ARG:HD3	1.97	0.65
47:DF:32:LYS:HB2	47:DF:90:LEU:O	1.96	0.65
40:DH:2:GLN:O	40:DH:3:VAL:HG22	1.97	0.65
44:DQ:63:ARG:HH12	44:DQ:96:ASP:CB	2.07	0.65
49:DR:19:THR:HG22	49:DR:97:LYS:HG3	1.77	0.65
1:AA:382:A:H2'	1:AA:383:A:C8	2.31	0.65
1:AA:473:U:H2'	1:AA:474:G:H8	1.61	0.65
20:AB:63:LYS:HA	20:AB:224:ARG:HH11	1.62	0.65
2:AC:14:VAL:HG11	2:AC:178:ARG:HA	1.77	0.65
3:AD:160:LEU:HD22	3:AD:161:ALA:N	2.11	0.65
12:AM:15:VAL:HG23	12:AM:40:GLU:HB3	1.78	0.65
23:BB:1260:A:H2'	23:BB:1261:C:H6	1.61	0.65
23:BB:1709:U:H2'	23:BB:1710:G:C8	2.31	0.65
23:BB:171:U:H2'	23:BB:172:A:C8	2.31	0.65
23:BB:1870:C:H3'	23:BB:1871:A:C8	2.31	0.65
23:BB:2512:C:H2'	23:BB:2513:A:O4'	1.95	0.65
25:BC:128:THR:HA	25:BC:190:THR:HA	1.78	0.65

Continued on next page...

Continued from previous page...

Atom-1	Atom-2	Interatomic distance (Å)	Clash overlap (Å)
29:BE:161:ALA:HA	29:BE:164:LEU:HB2	1.78	0.65
1:CA:1144:G:H21	1:CA:1146:A:H62	1.44	0.65
1:CA:235:C:H2'	1:CA:236:A:C8	2.31	0.65
1:CA:371:A:O2'	1:CA:372:C:H5'	1.96	0.65
1:CA:89:U:H2'	1:CA:90:C:O4'	1.95	0.65
4:CE:35:LEU:HD22	4:CE:133:ILE:HA	1.78	0.65
53:D6:67:VAL:HG12	53:D6:100:TYR:CE1	2.31	0.65
23:DB:1012:U:O4	41:DJ:30:THR:HG21	1.97	0.65
23:DB:1117:C:O2'	23:DB:1118:C:H5'	1.96	0.65
23:DB:2722:G:H2'	23:DB:2723:C:C6	2.31	0.65
45:DS:76:VAL:HG12	45:DS:103:ILE:HA	1.76	0.65
12:AM:33:LEU:HD13	12:AM:39:ALA:O	1.96	0.65
1:AA:135:C:O2	15:AP:1:MET:HB2	1.97	0.65
23:BB:1842:G:H2'	23:BB:1843:C:C6	2.30	0.65
23:BB:27:G:H22	23:BB:512:G:H2'	1.62	0.65
29:BE:46:GLN:HB2	29:BE:87:ALA:O	1.96	0.65
48:BG:89:VAL:HG12	48:BG:90:GLY:H	1.60	0.65
24:BI:129:GLU:HB3	24:BI:133:ARG:NH1	2.10	0.65
38:BM:37:GLY:HA3	38:BM:127:LYS:HZ2	1.59	0.65
28:BP:4:ILE:HG22	28:BP:5:LYS:N	2.10	0.65
39:BX:29:ARG:HH12	50:BT:12:ARG:HG2	1.62	0.65
2:CC:179:ALA:HB3	2:CC:181:ILE:HD11	1.79	0.65
8:CI:62:LEU:HD22	8:CI:62:LEU:N	2.11	0.65
16:CQ:60:ILE:HG22	16:CQ:74:LEU:HA	1.79	0.65
23:DB:1013:C:H2'	23:DB:1014:A:H8	1.59	0.65
23:DB:1515:A:H2'	23:DB:1516:G:O4'	1.96	0.65
23:DB:2875:C:H2'	23:DB:2876:G:H8	1.62	0.65
23:DB:2895:G:H2'	23:DB:2896:C:H6	1.62	0.65
23:DB:28:A:H61	23:DB:512:G:H1'	1.60	0.65
29:DE:46:GLN:HG3	29:DE:87:ALA:HB3	1.78	0.65
37:DL:70:LYS:O	37:DL:73:ILE:HG12	1.96	0.65
38:DM:19:GLY:N	38:DM:38:ARG:HH12	1.93	0.65
20:AB:151:LYS:HG3	20:AB:152:ASP:N	2.12	0.65
9:AJ:56:HIS:H	13:AN:80:ARG:NH2	1.94	0.65
9:AJ:53:ILE:CG2	9:AJ:61:ALA:HB1	2.26	0.65
22:BA:5:U:H2'	22:BA:6:G:H8	1.62	0.65
23:BB:1853:A:N1	23:BB:2087:G:H1'	2.11	0.65
40:BH:134:VAL:HG13	40:BH:135:HIS:H	1.61	0.65
44:BQ:10:ARG:HA	44:BQ:13:HIS:HB2	1.76	0.65
46:BU:65:GLN:HB2	46:BU:68:ASN:ND2	2.11	0.65
5:CF:20:GLY:O	5:CF:24:ARG:HD3	1.96	0.65

Continued on next page...

Continued from previous page...

Atom-1	Atom-2	Interatomic distance (Å)	Clash overlap (Å)
10:CK:24:ALA:HA	10:CK:29:THR:CG2	2.26	0.65
23:DB:2216:G:H2'	23:DB:2217:G:H8	1.60	0.65
47:DF:101:ARG:CZ	47:DF:138:PRO:HB2	2.27	0.65
47:DF:30:VAL:HG21	47:DF:96:TRP:HE1	1.62	0.65
43:DO:11:ALA:HB2	43:DO:96:GLY:N	2.10	0.65
1:AA:22:G:H2'	1:AA:23:C:C6	2.32	0.65
1:AA:736:C:H2'	1:AA:737:C:C6	2.32	0.65
6:AG:71:THR:HG23	6:AG:72:VAL:HG22	1.77	0.65
1:AA:1343:G:H1'	8:AI:122:ARG:HH12	1.60	0.65
9:AJ:85:ASP:HA	9:AJ:88:MET:SD	2.36	0.65
23:BB:1131:G:H1'	23:BB:1133:A:H62	1.60	0.65
23:BB:1439:A:H1'	23:BB:1553:A:N6	2.11	0.65
23:BB:704:G:H1'	23:BB:727:A:H61	1.61	0.65
23:BB:873:C:H2'	23:BB:874:G:C8	2.32	0.65
26:BD:28:GLU:HG3	26:BD:185:ASN:O	1.96	0.65
24:BI:7:TYR:HB2	24:BI:58:ILE:O	1.96	0.65
38:BM:42:THR:OG1	38:BM:45:GLN:HG3	1.97	0.65
42:BN:83:LEU:HA	42:BN:86:ARG:HB2	1.77	0.65
27:BK:76:VAL:H	28:BP:72:VAL:HG23	1.61	0.65
23:BB:571:U:H3'	49:BR:80:ARG:NH1	2.12	0.65
1:CA:719:C:H1'	17:CR:37:LYS:HB2	1.78	0.65
8:CI:33:SER:HB3	8:CI:36:GLN:HB2	1.77	0.65
8:CI:56:MET:C	8:CI:58:GLU:H	1.98	0.65
12:CM:78:ARG:O	12:CM:82:LEU:HB2	1.97	0.65
21:CU:40:PRO:HA	21:CU:44:ARG:HD2	1.79	0.65
53:D6:58:VAL:HG22	53:D6:68:VAL:HG13	1.79	0.65
23:DB:78:U:H2'	23:DB:79:C:C6	2.32	0.65
47:DF:8:LYS:HA	47:DF:12:VAL:HG21	1.78	0.65
44:DQ:27:ARG:HA	44:DQ:33:VAL:HG23	1.78	0.65
49:DR:72:VAL:HG23	49:DR:89:HIS:HB3	1.78	0.65
1:AA:1132:C:H2'	1:AA:1133:G:H8	1.62	0.65
1:AA:401:C:H2'	1:AA:402:G:H8	1.60	0.65
20:AB:80:LYS:HG3	20:AB:81:ASP:H	1.62	0.65
3:AD:96:ARG:HB3	3:AD:98:ASP:OD2	1.97	0.65
4:AE:156:ARG:HA	4:AE:158:LYS:NZ	2.11	0.65
8:AI:20:ILE:HG13	8:AI:62:LEU:HD12	1.78	0.65
15:AP:4:ILE:HG12	15:AP:21:VAL:HG22	1.79	0.65
16:AQ:46:HIS:HB2	16:AQ:70:LYS:HE2	1.79	0.65
23:BB:1219:U:H2'	23:BB:1220:G:C8	2.32	0.65
23:BB:2498:C:O2'	23:BB:2499:C:H5'	1.96	0.65
23:BB:324:A:H2'	23:BB:325:G:O4'	1.96	0.65

Continued on next page...

Continued from previous page...

Atom-1	Atom-2	Interatomic distance (Å)	Clash overlap (Å)
23:BB:855:G:H21	52:BW:23:LYS:CG	2.04	0.65
38:BM:19:GLY:N	38:BM:38:ARG:HH12	1.92	0.65
1:CA:1162:C:H2'	1:CA:1163:A:H8	1.59	0.65
1:CA:1432:G:H1'	1:CA:1468:A:H61	1.62	0.65
1:CA:56:U:H2'	1:CA:57:G:H8	1.61	0.65
20:CB:20:ARG:HA	20:CB:38:HIS:CE1	2.32	0.65
23:DB:2734:A:H2'	23:DB:2735:G:H5'	1.79	0.65
23:DB:532:A:N3	23:DB:532:A:H2'	2.11	0.65
23:DB:849:A:H2'	23:DB:850:U:C6	2.32	0.65
26:DD:182:ALA:O	26:DD:184:ARG:HG2	1.97	0.65
48:DG:43:LYS:HB2	48:DG:50:THR:HB	1.77	0.65
23:DB:1099:G:C8	24:DI:3:LYS:CA	2.75	0.65
45:DS:81:SER:HA	45:DS:99:ARG:HA	1.79	0.65
1:AA:1011:C:H2'	1:AA:1012:A:C8	2.32	0.65
1:AA:763:G:H2'	1:AA:764:C:H6	1.61	0.65
7:AH:77:VAL:HG23	7:AH:126:CYS:HA	1.78	0.65
22:BA:111:U:H2'	22:BA:112:G:C8	2.31	0.65
23:BB:1268:A:H2'	23:BB:1269:A:O4'	1.96	0.65
23:BB:150:U:H2'	23:BB:151:C:C6	2.32	0.65
23:BB:1580:A:H2'	23:BB:1581:G:O4'	1.96	0.65
23:BB:2391:G:H1'	23:BB:2424:C:N4	2.12	0.65
40:BH:78:VAL:HG12	40:BH:143:ILE:O	1.97	0.65
41:BJ:124:VAL:HG23	41:BJ:125:TYR:H	1.61	0.65
1:CA:1278:G:H4'	1:CA:1279:G:C5'	2.26	0.65
1:CA:1391:U:H2'	1:CA:1392:G:H8	1.61	0.65
1:CA:736:C:H2'	1:CA:737:C:C6	2.32	0.65
3:CD:148:ALA:O	3:CD:151:GLN:HB2	1.95	0.65
10:CK:19:VAL:HG12	10:CK:82:GLU:HB2	1.79	0.65
14:CO:29:VAL:HG11	14:CO:67:LEU:HD21	1.79	0.65
22:DA:14:U:H4'	22:DA:70:C:O2	1.96	0.65
23:DB:280:U:H2'	23:DB:281:C:C6	2.31	0.65
23:DB:458:G:H22	23:DB:469:G:H2'	1.61	0.65
23:DB:919:U:H2'	23:DB:920:A:C8	2.31	0.65
23:DB:968:C:H2'	23:DB:969:G:H8	1.61	0.65
48:DG:7:PRO:O	48:DG:8:VAL:HB	1.95	0.65
41:DJ:17:VAL:HG22	41:DJ:55:ILE:HD11	1.77	0.65
27:DK:24:VAL:HG13	27:DK:33:ALA:HB2	1.79	0.65
38:DM:59:ARG:NH1	38:DM:60:GLN:HB3	2.12	0.65
7:AH:37:ASN:O	7:AH:41:GLU:HG2	1.97	0.65
13:AN:63:CYS:CB	13:AN:67:GLY:H	2.03	0.65
23:BB:1230:A:H2'	23:BB:1231:U:H6	1.62	0.65

Continued on next page...

Continued from previous page...

Atom-1	Atom-2	Interatomic distance (Å)	Clash overlap (Å)
23:BB:176:A:H3'	23:BB:177:G:N2	2.12	0.65
23:BB:2216:G:H2'	23:BB:2217:G:H8	1.59	0.65
47:BF:141:ASP:O	47:BF:145:VAL:HG13	1.96	0.65
47:BF:177:ARG:CZ	47:BF:177:ARG:HA	2.27	0.65
48:BG:122:ALA:HB2	48:BG:132:LEU:HB3	1.79	0.65
41:BJ:17:VAL:HG22	41:BJ:55:ILE:HD11	1.79	0.65
41:BJ:64:VAL:O	41:BJ:65:THR:HG22	1.97	0.65
28:BP:50:ARG:CB	28:BP:56:SER:HB3	2.26	0.65
30:BY:6:ILE:O	30:BY:34:THR:HA	1.97	0.65
1:CA:677:U:H1'	10:CK:120:CYS:SG	2.36	0.65
5:CF:53:LYS:NZ	5:CF:53:LYS:H	1.94	0.65
9:CJ:53:ILE:CG2	9:CJ:61:ALA:HB1	2.27	0.65
11:CL:85:ARG:HA	11:CL:93:ARG:HA	1.78	0.65
19:CT:27:MET:O	19:CT:31:ILE:HG13	1.97	0.65
21:CU:16:ARG:NE	21:CU:16:ARG:HA	2.05	0.65
23:DB:1440:U:H2'	23:DB:1441:G:C8	2.32	0.65
23:DB:170:U:H2'	23:DB:171:U:C6	2.32	0.65
29:DE:21:ARG:HH11	29:DE:106:LYS:HD2	1.62	0.65
47:DF:141:ASP:O	47:DF:145:VAL:HG13	1.97	0.65
37:DL:90:VAL:HB	37:DL:122:VAL:HG12	1.79	0.65
39:DX:1:MET:HG2	39:DX:4:LYS:NZ	2.11	0.65
1:AA:1278:G:H4'	1:AA:1279:G:C5'	2.27	0.65
20:AB:86:CYS:HB2	20:AB:221:ARG:NH1	2.12	0.65
6:AG:109:LYS:HA	6:AG:109:LYS:HE2	1.79	0.65
23:BB:1092:C:OP1	23:BB:2475:C:H4'	1.97	0.65
23:BB:162:U:H2'	23:BB:162:U:O2	1.96	0.65
23:BB:2230:G:H2'	23:BB:2231:U:C6	2.31	0.65
23:BB:532:A:N3	23:BB:532:A:H2'	2.12	0.65
47:BF:7:TYR:O	47:BF:11:VAL:HB	1.97	0.65
40:BH:80:ILE:HD11	40:BH:102:ALA:HB2	1.77	0.65
37:BL:95:LEU:HA	37:BL:98:ALA:HB3	1.78	0.65
1:CA:17:U:O2'	1:CA:18:C:H5'	1.95	0.65
1:CA:673:A:H2'	1:CA:674:G:C8	2.32	0.65
1:CA:87:C:H2'	1:CA:88:U:C6	2.32	0.65
20:CB:119:GLN:HG3	20:CB:136:ARG:NH1	2.12	0.65
7:CH:37:ASN:O	7:CH:41:GLU:HG2	1.97	0.65
16:CQ:79:GLU:HG3	16:CQ:80:LYS:NZ	2.11	0.65
53:D6:92:PRO:CA	53:D6:101:ILE:HG12	2.27	0.65
23:DB:176:A:O2'	23:DB:177:G:H5'	1.97	0.65
23:DB:1923:U:H2'	23:DB:1924:C:C6	2.31	0.65
23:DB:2548:U:H1'	27:DK:23:LYS:HZ1	1.62	0.65

Continued on next page...

Continued from previous page...

Atom-1	Atom-2	Interatomic distance (Å)	Clash overlap (Å)
47:DF:7:TYR:O	47:DF:11:VAL:HB	1.97	0.65
27:DK:8:LEU:HD12	27:DK:8:LEU:N	2.11	0.65
42:DN:83:LEU:HA	42:DN:86:ARG:HB2	1.79	0.65
43:DO:89:ASP:HA	43:DO:116:GLN:O	1.96	0.65
1:AA:1432:G:H1'	1:AA:1468:A:H61	1.62	0.64
1:AA:268:U:H2'	1:AA:269:C:C6	2.32	0.64
1:AA:845:A:N3	1:AA:845:A:H2'	2.10	0.64
3:AD:137:SER:HB3	3:AD:138:PRO:HD2	1.79	0.64
3:AD:28:ASP:HA	3:AD:33:ILE:HG21	1.79	0.64
23:BB:1942:C:C1'	53:B6:133:ARG:HH12	2.09	0.64
23:BB:1060:U:C5	24:BI:131:THR:HG22	2.31	0.64
23:BB:2834:G:H1'	23:BB:2883:A:N6	2.12	0.64
25:BC:144:GLU:HG3	25:BC:151:GLY:N	2.12	0.64
44:BQ:27:ARG:HA	44:BQ:33:VAL:HG23	1.79	0.64
45:BS:17:VAL:HG13	45:BS:43:ALA:HB1	1.79	0.64
20:CB:31:PHE:HB2	20:CB:41:ASN:HA	1.79	0.64
2:CC:48:LYS:HD3	2:CC:48:LYS:N	2.13	0.64
3:CD:160:LEU:HD22	3:CD:161:ALA:N	2.12	0.64
1:CA:719:C:H2'	17:CR:38:ILE:CD1	2.26	0.64
22:DA:43:C:O2'	47:DF:91:ARG:HD2	1.97	0.64
23:DB:2108:A:H4'	23:DB:2150:C:H4'	1.79	0.64
40:DH:31:VAL:O	40:DH:32:PRO:C	2.34	0.64
40:DH:8:LYS:O	40:DH:13:GLY:HA3	1.96	0.64
24:DI:41:PHE:O	24:DI:45:THR:HG23	1.98	0.64
41:DJ:18:VAL:HG12	41:DJ:54:ILE:HD11	1.78	0.64
37:DL:93:ASN:ND2	37:DL:94:THR:H	1.94	0.64
38:DM:59:ARG:HH11	38:DM:60:GLN:HB3	1.61	0.64
50:DT:69:ARG:CZ	50:DT:69:ARG:HA	2.26	0.64
1:AA:238:A:H2'	1:AA:239:U:H5''	1.79	0.64
4:AE:113:VAL:HG11	4:AE:136:VAL:HG23	1.79	0.64
7:AH:45:ILE:HG21	7:AH:60:LEU:HD21	1.78	0.64
15:AP:22:ALA:HA	15:AP:33:ILE:HG13	1.80	0.64
23:BB:136:G:H2'	23:BB:137:U:C6	2.32	0.64
23:BB:2292:U:H2'	23:BB:2293:G:C8	2.32	0.64
23:BB:2331:G:H4'	52:BW:39:GLN:HA	1.80	0.64
23:BB:64:A:H2'	23:BB:65:U:C6	2.32	0.64
23:BB:704:G:H1'	23:BB:727:A:N6	2.12	0.64
48:BG:84:LYS:HG2	48:BG:85:LYS:N	2.08	0.64
40:BH:31:VAL:CB	40:BH:32:PRO:CD	2.73	0.64
37:BL:90:VAL:HB	37:BL:122:VAL:HG12	1.78	0.64
52:BW:24:ARG:HB2	52:BW:65:LYS:HB3	1.78	0.64

Continued on next page...

Continued from previous page...

Atom-1	Atom-2	Interatomic distance (Å)	Clash overlap (Å)
39:BX:29:ARG:NH1	50:BT:12:ARG:HG2	2.12	0.64
10:CK:31:VAL:HG21	10:CK:66:ALA:HA	1.79	0.64
12:CM:2:ARG:HG3	12:CM:6:ILE:HA	1.79	0.64
23:DB:1350:C:H5'	23:DB:1351:C:OP2	1.97	0.64
23:DB:2784:U:H2'	23:DB:2785:C:H6	1.63	0.64
23:DB:544:C:H2'	23:DB:545:U:C5	2.32	0.64
25:DC:131:MET:HA	25:DC:134:ILE:HG23	1.79	0.64
47:DF:168:LEU:HD13	47:DF:169:LEU:N	2.12	0.64
41:DJ:124:VAL:HG23	41:DJ:125:TYR:H	1.63	0.64
50:DT:5:GLU:HA	50:DT:8:LEU:HB2	1.79	0.64
1:AA:1151:A:HO2'	1:AA:1152:A:H8	1.45	0.64
1:AA:1273:C:H2'	1:AA:1274:A:O4'	1.97	0.64
20:AB:33:ALA:HA	20:AB:38:HIS:HA	1.78	0.64
4:AE:156:ARG:HD2	7:AH:42:GLU:O	1.98	0.64
11:AL:106:VAL:HA	11:AL:107:LYS:NZ	2.12	0.64
23:BB:1203:U:H4'	37:BL:3:LEU:HD12	1.79	0.64
23:BB:172:A:H2'	23:BB:173:A:C8	2.31	0.64
23:BB:570:G:H2'	23:BB:2030:A:N7	2.12	0.64
23:BB:664:G:H2'	23:BB:665:U:C6	2.33	0.64
25:BC:239:PHE:O	25:BC:241:LYS:HG3	1.98	0.64
24:BI:89:SER:HA	24:BI:97:VAL:HG21	1.79	0.64
23:BB:1012:U:O4	41:BJ:30:THR:HG21	1.96	0.64
43:BO:67:ASN:N	43:BO:70:ALA:HB3	2.06	0.64
49:BR:34:GLU:HA	49:BR:59:ILE:O	1.97	0.64
1:CA:382:A:H2'	1:CA:383:A:C8	2.32	0.64
1:CA:389:A:H3'	1:CA:390:U:H6	1.61	0.64
20:CB:148:GLY:O	20:CB:151:LYS:HG2	1.98	0.64
5:CF:53:LYS:HB2	5:CF:54:LEU:HD22	1.78	0.64
8:CI:20:ILE:HG13	8:CI:62:LEU:HD12	1.78	0.64
8:CI:61:ASP:C	8:CI:62:LEU:HD13	2.18	0.64
2:CC:25:THR:HG23	13:CN:75:LYS:HD3	1.80	0.64
53:D6:93:SER:OG	53:D6:100:TYR:HB2	1.97	0.64
23:DB:1203:U:H3'	23:DB:1204:A:C5'	2.28	0.64
23:DB:1458:U:H5''	23:DB:1459:G:OP1	1.97	0.64
23:DB:2071:A:H2'	23:DB:2072:C:C6	2.33	0.64
23:DB:2537:U:H2'	23:DB:2538:C:C6	2.32	0.64
23:DB:680:C:H2'	23:DB:681:G:H8	1.62	0.64
29:DE:130:LYS:C	29:DE:132:LYS:H	2.01	0.64
23:DB:659:G:H21	29:DE:30:GLN:NE2	1.95	0.64
44:DQ:63:ARG:HH22	44:DQ:96:ASP:CA	2.10	0.64
1:AA:370:C:O2'	1:AA:371:A:H5'	1.98	0.64

Continued on next page...

Continued from previous page...

Atom-1	Atom-2	Interatomic distance (Å)	Clash overlap (Å)
5:AF:20:GLY:O	5:AF:24:ARG:HD3	1.96	0.64
13:AN:46:LYS:HZ2	18:AS:10:ILE:H	1.44	0.64
15:AP:61:VAL:HA	15:AP:65:ALA:HB3	1.78	0.64
53:B6:29:ARG:NH2	53:B6:110:ARG:HD3	2.07	0.64
23:BB:138:U:O3'	23:BB:139:U:H2'	1.98	0.64
23:BB:2537:U:H2'	23:BB:2538:C:C6	2.32	0.64
23:BB:2772:C:H2'	23:BB:2773:C:H6	1.62	0.64
23:BB:417:C:H2'	23:BB:418:C:C6	2.32	0.64
23:BB:609:A:H2'	23:BB:610:C:O4'	1.97	0.64
23:BB:904:G:H2'	23:BB:905:A:H8	1.61	0.64
23:BB:729:G:C8	25:BC:206:LYS:HE3	2.33	0.64
25:BC:43:ASN:ND2	25:BC:44:ASN:H	1.95	0.64
26:BD:51:THR:HG21	26:BD:76:GLY:HA3	1.80	0.64
27:BK:71:ARG:NE	27:BK:71:ARG:HA	2.11	0.64
38:BM:59:ARG:HH11	38:BM:60:GLN:HB3	1.63	0.64
23:BB:142:A:C2	50:BT:2:ILE:HG22	2.32	0.64
2:CC:52:SER:HB3	2:CC:114:LEU:HG	1.78	0.64
3:CD:22:SER:HB2	3:CD:109:THR:HG22	1.80	0.64
6:CG:71:THR:HG23	6:CG:72:VAL:HG22	1.78	0.64
10:CK:80:ASN:H	10:CK:80:ASN:HD22	1.46	0.64
11:CL:17:LYS:HE3	11:CL:17:LYS:H	1.62	0.64
18:CS:10:ILE:HB	18:CS:14:LEU:HD11	1.79	0.64
23:DB:1098:A:OP2	24:DI:3:LYS:HG2	1.97	0.64
23:DB:155:A:H2'	23:DB:156:A:C8	2.32	0.64
23:DB:1742:U:H2'	23:DB:1743:G:C8	2.33	0.64
23:DB:2103:C:H5''	23:DB:2104:C:OP2	1.98	0.64
24:DI:1:ALA:HB1	24:DI:2:LYS:HD2	1.79	0.64
27:DK:99:ILE:HD13	27:DK:118:LEU:HD22	1.79	0.64
1:AA:1391:U:H2'	1:AA:1392:G:H8	1.61	0.64
1:AA:224:U:H2'	1:AA:225:C:C6	2.32	0.64
1:AA:441:A:H61	1:AA:493:A:N6	1.96	0.64
2:AC:26:LYS:HG3	2:AC:27:GLU:HG3	1.78	0.64
3:AD:24:VAL:HG23	3:AD:25:ARG:H	1.61	0.64
10:AK:92:ARG:HG2	10:AK:92:ARG:HH11	1.62	0.64
11:AL:85:ARG:HA	11:AL:93:ARG:HA	1.78	0.64
22:BA:90:C:OP1	38:BM:16:ARG:HB2	1.98	0.64
25:BC:86:ARG:NH1	25:BC:86:ARG:HB3	2.13	0.64
48:BG:43:LYS:HB2	48:BG:50:THR:HB	1.78	0.64
44:BQ:93:ILE:HG23	44:BQ:94:LEU:HD22	1.78	0.64
1:CA:33:A:H2'	1:CA:34:C:C6	2.33	0.64
1:CA:358:U:H2'	1:CA:359:G:C8	2.32	0.64

Continued on next page...

Continued from previous page...

Atom-1	Atom-2	Interatomic distance (Å)	Clash overlap (Å)
20:CB:98:GLY:HA2	20:CB:101:THR:HG22	1.77	0.64
5:CF:88:MET:SD	17:CR:64:LEU:HD11	2.38	0.64
15:CP:3:THR:HB	15:CP:66:THR:O	1.98	0.64
13:CN:46:LYS:HZ2	18:CS:10:ILE:H	1.43	0.64
23:DB:1081:U:H5'	24:DI:126:ARG:NH1	2.13	0.64
23:DB:1523:U:H5''	23:DB:1524:G:C8	2.33	0.64
23:DB:2849:U:H4'	23:DB:2850:A:H5'	1.80	0.64
23:DB:904:G:H2'	23:DB:905:A:H8	1.62	0.64
25:DC:128:THR:HA	25:DC:190:THR:HA	1.79	0.64
23:DB:784:G:C6	25:DC:227:VAL:HG11	2.32	0.64
29:DE:58:LYS:HE2	29:DE:60:TRP:HD1	1.62	0.64
41:DJ:25:LEU:HD22	41:DJ:26:GLY:N	2.13	0.64
37:DL:110:VAL:HB	37:DL:127:VAL:HG23	1.80	0.64
46:DU:78:LYS:CD	46:DU:79:ALA:H	2.10	0.64
1:AA:33:A:H2'	1:AA:34:C:H6	1.62	0.64
3:AD:192:ALA:HB3	3:AD:194:ILE:HG22	1.80	0.64
8:AI:43:ALA:O	8:AI:46:VAL:HG22	1.97	0.64
18:AS:10:ILE:HG22	18:AS:38:THR:H	1.63	0.64
23:BB:1432:G:H2'	23:BB:1433:A:C8	2.33	0.64
23:BB:1657:U:O2'	23:BB:1658:C:H5'	1.97	0.64
23:BB:2400:G:O2'	23:BB:2401:U:H5'	1.97	0.64
26:BD:51:THR:CG2	26:BD:76:GLY:HA3	2.28	0.64
40:BH:103:VAL:HG21	40:BH:110:VAL:HG22	1.78	0.64
40:BH:31:VAL:O	40:BH:32:PRO:C	2.34	0.64
44:BQ:57:ARG:NH1	44:BQ:61:ILE:HD11	2.12	0.64
1:CA:1011:C:H2'	1:CA:1012:A:C8	2.33	0.64
5:CF:16:GLU:H	5:CF:16:GLU:CD	1.98	0.64
5:CF:86:ARG:CZ	17:CR:63:TYR:HB3	2.28	0.64
7:CH:113:ARG:HH21	7:CH:114:ALA:HA	1.62	0.64
53:D6:93:SER:O	53:D6:99:LEU:HA	1.98	0.64
23:DB:528:A:C2	23:DB:2042:A:H2'	2.32	0.64
23:DB:2859:G:H2'	23:DB:2860:A:C8	2.32	0.64
23:DB:464:U:H2'	23:DB:465:G:O4'	1.98	0.64
23:DB:934:U:H2'	23:DB:935:C:C6	2.33	0.64
47:DF:7:TYR:O	47:DF:12:VAL:HG23	1.98	0.64
46:DU:82:VAL:HG13	46:DU:93:ARG:HB3	1.80	0.64
1:AA:1347:G:N2	1:AA:1373:G:H2'	2.12	0.64
1:AA:224:U:H2'	1:AA:225:C:H6	1.63	0.64
1:AA:390:U:H2'	1:AA:391:G:H8	1.63	0.64
8:AI:44:ARG:O	8:AI:47:VAL:HG22	1.98	0.64
53:B6:44:GLU:HG2	53:B6:49:HIS:CE1	2.33	0.64

Continued on next page...

Continued from previous page...

Atom-1	Atom-2	Interatomic distance (Å)	Clash overlap (Å)
23:BB:2086:U:H2'	23:BB:2087:G:C8	2.33	0.64
23:BB:917:A:H5''	23:BB:2268:A:N6	2.13	0.64
23:BB:2700:A:H2'	23:BB:2701:U:H6	1.63	0.64
23:BB:730:A:H3'	57:BB:3595:HOH:O	1.96	0.64
35:BV:15:GLY:O	35:BV:19:ARG:HG3	1.98	0.64
1:CA:430:A:OP1	3:CD:8:LEU:HB2	1.97	0.64
1:CA:520:A:O2'	11:CL:69:GLU:HG2	1.97	0.64
1:CA:678:U:H2'	1:CA:679:C:C6	2.32	0.64
1:CA:981:U:H4'	13:CN:60:ARG:CD	2.25	0.64
9:CJ:51:VAL:CG2	13:CN:80:ARG:HB2	2.27	0.64
23:DB:1301:A:O2'	23:DB:1302:A:H2'	1.97	0.64
23:DB:1812:U:H2'	23:DB:1813:G:H8	1.63	0.64
23:DB:19:A:H2'	23:DB:20:C:H6	1.62	0.64
23:DB:279:A:H2'	23:DB:280:U:H5'	1.79	0.64
23:DB:72:U:O2'	23:DB:73:A:H5'	1.98	0.64
23:DB:942:G:H2'	23:DB:943:A:O4'	1.98	0.64
29:DE:189:THR:O	29:DE:193:VAL:HG23	1.98	0.64
47:DF:31:GLU:HB3	47:DF:156:THR:O	1.97	0.64
8:AI:26:LYS:H	8:AI:61:ASP:HB3	1.62	0.64
14:AO:81:LEU:HD23	14:AO:85:LEU:HD13	1.78	0.64
16:AQ:25:GLU:HB3	16:AQ:38:LYS:HD3	1.79	0.64
19:AT:61:ALA:HA	19:AT:67:HIS:H	1.63	0.64
21:AU:42:THR:HB	21:AU:46:ARG:CZ	2.27	0.64
23:BB:1438:U:H2'	23:BB:1439:A:O4'	1.98	0.64
23:BB:1872:A:H2'	23:BB:1873:G:O4'	1.98	0.64
23:BB:19:A:H2'	23:BB:20:C:C6	2.32	0.64
23:BB:2485:G:O2'	23:BB:2486:C:H5'	1.98	0.64
23:BB:2675:A:N1	23:BB:2732:G:O6	2.31	0.64
23:BB:479:A:N3	23:BB:481:G:H5''	2.12	0.64
23:BB:784:G:O2'	23:BB:785:G:H5''	1.98	0.64
27:BK:99:ILE:HG12	27:BK:115:ILE:HG13	1.78	0.64
43:BO:51:ALA:HB3	43:BO:78:VAL:HG22	1.78	0.64
50:BT:32:LEU:H	50:BT:83:ALA:HB3	1.63	0.64
52:BW:23:LYS:HD2	52:BW:24:ARG:N	2.13	0.64
52:BW:47:GLY:HA3	52:BW:80:SER:HB3	1.78	0.64
1:CA:16:A:O2'	1:CA:1080:A:H4'	1.98	0.64
1:CA:320:A:H2'	1:CA:321:A:C8	2.33	0.64
1:CA:845:A:N3	1:CA:845:A:H2'	2.11	0.64
3:CD:24:VAL:HG23	3:CD:25:ARG:H	1.63	0.64
4:CE:33:THR:HG22	4:CE:51:LYS:HB3	1.79	0.64
13:CN:11:LYS:O	13:CN:15:LEU:HG	1.97	0.64

Continued on next page...

Continued from previous page...

Atom-1	Atom-2	Interatomic distance (Å)	Clash overlap (Å)
15:CP:1:MET:HA	15:CP:1:MET:HE3	1.78	0.64
18:CS:27:LYS:NZ	18:CS:27:LYS:HB3	2.13	0.64
23:DB:95:A:H1'	39:DX:40:SER:OG	1.98	0.64
25:DC:57:HIS:CG	25:DC:58:LYS:H	2.15	0.64
47:DF:177:ARG:HA	47:DF:177:ARG:CZ	2.27	0.64
47:DF:62:GLN:HE22	47:DF:90:LEU:HD13	1.61	0.64
48:DG:89:VAL:HG12	48:DG:90:GLY:H	1.61	0.64
51:DZ:5:CYS:HB3	51:DZ:10:LYS:N	2.12	0.64
21:AU:39:LYS:N	21:AU:40:PRO:HD2	2.13	0.64
23:BB:1139:G:O2'	23:BB:1140:C:H5'	1.97	0.64
23:BB:1166:G:H2'	23:BB:1167:C:C6	2.32	0.64
23:BB:2282:G:OP1	23:BB:2283:C:H1'	1.98	0.64
23:BB:2537:U:H2'	23:BB:2538:C:H6	1.63	0.64
23:BB:2804:U:H2'	23:BB:2805:C:C6	2.33	0.64
47:BF:111:ARG:HH11	47:BF:135:ILE:HG21	1.63	0.64
40:BH:135:HIS:HB2	40:BH:138:VAL:HG23	1.80	0.64
40:BH:2:GLN:O	40:BH:3:VAL:HG22	1.97	0.64
41:BJ:1:MET:HG2	41:BJ:2:LYS:HG2	1.80	0.64
27:BK:99:ILE:HD13	27:BK:118:LEU:HD22	1.78	0.64
50:BT:68:LYS:O	50:BT:69:ARG:HB2	1.98	0.64
1:CA:1399:C:H4'	1:CA:1400:C:H5''	1.79	0.64
1:CA:441:A:H61	1:CA:493:A:N6	1.96	0.64
1:CA:859:G:H2'	1:CA:860:A:C8	2.33	0.64
20:CB:195:VAL:HG12	20:CB:197:PHE:H	1.61	0.64
2:CC:126:ARG:HH21	2:CC:191:THR:HG23	1.63	0.64
4:CE:84:VAL:HG11	4:CE:146:MET:HB3	1.80	0.64
23:DB:1082:U:N3	23:DB:1086:A:C6	2.65	0.64
23:DB:2776:A:H4'	23:DB:2777:G:H5''	1.79	0.64
23:DB:27:G:H1'	23:DB:513:A:N6	2.13	0.64
23:DB:69:C:O2'	23:DB:70:G:H5'	1.98	0.64
28:DP:52:ARG:HH11	28:DP:52:ARG:HG2	1.63	0.64
44:DQ:10:ARG:HA	44:DQ:13:HIS:HB2	1.78	0.64
46:DU:84:PHE:O	46:DU:85:ARG:HB2	1.98	0.64
51:DZ:64:ILE:HD12	51:DZ:64:ILE:H	1.61	0.64
1:AA:1236:A:H4'	1:AA:1304:G:H4'	1.79	0.64
23:BB:143:C:H2'	23:BB:144:A:C8	2.33	0.64
23:BB:64:A:H2'	23:BB:65:U:H6	1.62	0.64
23:BB:852:U:H2'	23:BB:853:C:C6	2.33	0.64
25:BC:66:PHE:HB2	25:BC:150:GLY:O	1.98	0.64
26:BD:113:SER:CB	26:BD:168:GLU:H	2.10	0.64
23:BB:2880:C:O4'	42:BN:91:ALA:HB3	1.98	0.64

Continued on next page...

Continued from previous page...

Atom-1	Atom-2	Interatomic distance (Å)	Clash overlap (Å)
44:BQ:54:ARG:HB3	44:BQ:58:GLN:NE2	2.10	0.64
49:BR:72:VAL:HG23	49:BR:89:HIS:HB3	1.80	0.64
49:BR:66:HIS:CG	49:BR:94:THR:HG22	2.33	0.64
50:BT:55:VAL:HG13	50:BT:85:VAL:HG12	1.80	0.64
1:CA:473:U:H2'	1:CA:474:G:H8	1.63	0.64
4:CE:113:VAL:HG11	4:CE:136:VAL:HG23	1.79	0.64
7:CH:48:PHE:HA	7:CH:59:GLU:O	1.97	0.64
11:CL:23:LEU:HG	11:CL:24:GLU:HG3	1.80	0.64
23:DB:125:A:O2'	36:D2:13:ASN:HB3	1.97	0.64
23:DB:2010:G:H5''	45:DS:42:LYS:HB2	1.80	0.64
23:DB:2563:U:H2'	23:DB:2565:A:OP2	1.98	0.64
23:DB:958:U:H3	38:DM:16:ARG:HB3	1.63	0.64
40:DH:4:ILE:HG13	40:DH:18:GLN:HB2	1.80	0.64
41:DJ:36:LEU:HD21	41:DJ:122:LEU:HB2	1.80	0.64
49:DR:14:VAL:HG22	49:DR:15:SER:N	2.12	0.64
51:DZ:66:THR:O	51:DZ:69:ALA:HB3	1.99	0.64
1:AA:389:A:H3'	1:AA:390:U:H6	1.63	0.63
5:AF:16:GLU:H	5:AF:16:GLU:CD	2.01	0.63
11:AL:23:LEU:HG	11:AL:24:GLU:HG3	1.80	0.63
53:B6:90:LEU:HB3	53:B6:101:ILE:CG2	2.29	0.63
23:BB:1240:U:O2'	23:BB:1241:A:H5''	1.98	0.63
23:BB:1535:A:H3'	23:BB:1536:C:C6	2.33	0.63
23:BB:1932:A:H2'	23:BB:1933:G:O4'	1.97	0.63
23:BB:2228:G:H2'	23:BB:2229:U:C6	2.34	0.63
23:BB:2303:G:H4'	47:BF:121:PHE:O	1.98	0.63
23:BB:2819:G:H2'	23:BB:2821:A:N7	2.12	0.63
25:BC:180:MET:O	25:BC:267:VAL:HG23	1.98	0.63
48:BG:10:VAL:O	48:BG:10:VAL:HG12	1.98	0.63
48:BG:83:THR:HA	48:BG:84:LYS:NZ	2.13	0.63
27:BK:8:LEU:N	27:BK:8:LEU:HD12	2.13	0.63
23:BB:2366:A:H4'	52:BW:61:LYS:HE2	1.80	0.63
1:CA:1054:C:H1'	1:CA:1196:A:C5	2.33	0.63
1:CA:1347:G:N2	1:CA:1373:G:H2'	2.13	0.63
1:CA:22:G:H2'	1:CA:23:C:H6	1.62	0.63
20:CB:187:ASP:HB3	20:CB:201:GLY:O	1.98	0.63
3:CD:137:SER:HB3	3:CD:138:PRO:HD2	1.80	0.63
3:CD:28:ASP:HA	3:CD:33:ILE:HG21	1.80	0.63
8:CI:43:ALA:O	8:CI:46:VAL:HG22	1.98	0.63
11:CL:106:VAL:HA	11:CL:107:LYS:NZ	2.13	0.63
15:CP:48:GLU:HG3	15:CP:49:GLY:H	1.63	0.63
23:DB:1475:G:H1'	23:DB:1476:U:H5	1.62	0.63

Continued on next page...

Continued from previous page...

Atom-1	Atom-2	Interatomic distance (Å)	Clash overlap (Å)
23:DB:1681:G:N3	23:DB:1762:A:H2'	2.12	0.63
26:DD:36:GLN:O	26:DD:36:GLN:HG3	1.98	0.63
37:DL:110:VAL:HG23	37:DL:126:ARG:O	1.98	0.63
23:DB:1224:U:H4'	49:DR:88:GLY:O	1.98	0.63
50:DT:32:LEU:H	50:DT:83:ALA:HB3	1.62	0.63
46:DU:70:ALA:HB1	46:DU:79:ALA:CB	2.25	0.63
1:AA:235:C:H2'	1:AA:236:A:H8	1.62	0.63
23:BB:1192:G:O2'	23:BB:1193:G:H5'	1.98	0.63
23:BB:155:A:H2'	23:BB:156:A:C8	2.33	0.63
23:BB:2615:U:C2	31:B0:3:GLN:HA	2.34	0.63
23:BB:2784:U:H2'	23:BB:2785:C:H6	1.63	0.63
25:BC:123:ILE:HD13	25:BC:135:PRO:HG2	1.80	0.63
47:BF:8:LYS:HA	47:BF:12:VAL:HG21	1.79	0.63
48:BG:148:ARG:HA	48:BG:161:VAL:HB	1.78	0.63
48:BG:26:LYS:HB2	48:BG:32:LEU:HG	1.80	0.63
37:BL:110:VAL:HG23	37:BL:126:ARG:O	1.98	0.63
42:BN:37:THR:HB	42:BN:40:LYS:HG3	1.80	0.63
28:BP:52:ARG:HH11	28:BP:52:ARG:HG2	1.63	0.63
44:BQ:65:ASN:HB2	44:BQ:75:TYR:HB2	1.81	0.63
46:BU:85:ARG:HA	46:BU:85:ARG:NE	2.14	0.63
1:CA:1352:C:H2'	1:CA:1353:G:C8	2.32	0.63
1:CA:1387:G:H2'	1:CA:1388:C:C6	2.34	0.63
1:CA:301:G:H2'	1:CA:302:G:H8	1.62	0.63
1:CA:699:C:C2'	1:CA:700:G:H5''	2.26	0.63
53:D6:10:THR:O	53:D6:14:MET:HG3	1.96	0.63
23:DB:1552:A:H2'	23:DB:1553:A:H5'	1.80	0.63
23:DB:2645:G:H3'	23:DB:2646:C:H5'	1.81	0.63
23:DB:730:A:H3'	57:DB:3609:HOH:O	1.98	0.63
23:DB:969:G:H2'	23:DB:970:U:C6	2.33	0.63
48:DG:148:ARG:HA	48:DG:161:VAL:HB	1.80	0.63
1:AA:301:G:H2'	1:AA:302:G:H8	1.63	0.63
1:AA:437:U:H2'	1:AA:438:U:O4'	1.98	0.63
1:AA:678:U:H2'	1:AA:679:C:C6	2.33	0.63
1:AA:920:U:H2'	1:AA:921:U:C6	2.33	0.63
20:AB:22:TRP:HB3	20:AB:38:HIS:CE1	2.33	0.63
2:AC:52:SER:HB3	2:AC:114:LEU:HG	1.80	0.63
10:AK:80:ASN:CB	10:AK:105:ARG:HB3	2.28	0.63
23:BB:1082:U:N3	23:BB:1086:A:C6	2.67	0.63
23:BB:2788:C:H2'	23:BB:2789:C:C6	2.33	0.63
23:BB:742:A:H2'	23:BB:743:A:H8	1.63	0.63
23:BB:81:G:H2'	23:BB:82:U:O4'	1.98	0.63

Continued on next page...

Continued from previous page...

Atom-1	Atom-2	Interatomic distance (Å)	Clash overlap (Å)
23:BB:968:C:H2'	23:BB:969:G:H8	1.63	0.63
37:BL:93:ASN:ND2	37:BL:94:THR:H	1.96	0.63
38:BM:96:ILE:HD11	38:BM:126:ILE:HD13	1.79	0.63
44:BQ:97:ILE:HD11	44:BQ:108:LEU:HD11	1.79	0.63
1:CA:950:U:H2'	1:CA:951:G:H8	1.63	0.63
4:CE:156:ARG:HA	4:CE:158:LYS:NZ	2.11	0.63
4:CE:21:SER:HB2	4:CE:28:ARG:HE	1.64	0.63
10:CK:91:GLY:HA2	10:CK:94:SER:HB3	1.80	0.63
15:CP:6:LEU:HB3	15:CP:17:TYR:HB3	1.81	0.63
53:D6:61:PRO:HG2	53:D6:67:VAL:CG1	2.29	0.63
23:DB:2341:G:H2'	23:DB:2342:C:C6	2.33	0.63
23:DB:2359:C:O3'	34:D3:50:SER:HB3	1.98	0.63
23:DB:609:A:H2'	23:DB:610:C:O4'	1.98	0.63
23:DB:655:A:H4'	23:DB:656:G:H5'	1.79	0.63
40:DH:70:GLU:OE1	40:DH:71:LYS:HG3	1.98	0.63
23:DB:1060:U:C5	24:DI:131:THR:HG22	2.34	0.63
50:DT:68:LYS:O	50:DT:69:ARG:CB	2.46	0.63
51:DZ:64:ILE:O	51:DZ:68:LEU:HG	1.99	0.63
1:AA:429:U:H3'	3:AD:8:LEU:HD23	1.80	0.63
1:AA:918:A:H2'	1:AA:919:A:C8	2.33	0.63
20:AB:172:ILE:HD12	20:AB:172:ILE:H	1.64	0.63
19:AT:27:MET:O	19:AT:31:ILE:HG13	1.99	0.63
23:BB:1847:A:H4'	23:BB:1848:A:C8	2.33	0.63
23:BB:2284:A:OP2	33:B1:5:ARG:HG3	1.99	0.63
25:BC:70:LYS:NZ	25:BC:99:GLU:HB3	2.13	0.63
48:BG:15:ASP:HB2	48:BG:26:LYS:HB3	1.79	0.63
27:BK:7:MET:SD	27:BK:20:MET:HB2	2.38	0.63
46:BU:84:PHE:O	46:BU:85:ARG:HB2	1.98	0.63
1:CA:1218:C:H2'	1:CA:1219:A:C8	2.34	0.63
1:CA:193:C:H2'	1:CA:194:C:C6	2.34	0.63
1:CA:268:U:H2'	1:CA:269:C:C6	2.34	0.63
1:CA:865:A:H2'	1:CA:866:C:C6	2.34	0.63
2:CC:70:ALA:HA	2:CC:105:VAL:HG21	1.80	0.63
16:CQ:46:HIS:HB2	16:CQ:70:LYS:HE2	1.80	0.63
23:DB:2636:C:H4'	26:DD:81:GLU:OE2	1.99	0.63
23:DB:969:G:H2'	23:DB:970:U:H6	1.63	0.63
47:DF:128:SER:HB3	47:DF:154:THR:HG23	1.80	0.63
48:DG:26:LYS:HB2	48:DG:32:LEU:HG	1.79	0.63
37:DL:95:LEU:HA	37:DL:98:ALA:HB3	1.78	0.63
45:DS:82:MET:HB2	45:DS:98:LYS:HB2	1.81	0.63
1:AA:320:A:H2'	1:AA:321:A:C8	2.33	0.63

Continued on next page...

Continued from previous page...

Atom-1	Atom-2	Interatomic distance (Å)	Clash overlap (Å)
20:AB:163:ILE:HG23	20:AB:164:ASP:N	2.13	0.63
3:AD:53:GLN:HB3	3:AD:202:LEU:HB2	1.81	0.63
5:AF:42:TRP:HE1	5:AF:61:LEU:HD23	1.63	0.63
12:AM:2:ARG:HG3	12:AM:6:ILE:HA	1.79	0.63
15:AP:3:THR:HG22	15:AP:66:THR:HB	1.81	0.63
1:AA:719:C:H2'	17:AR:38:ILE:CD1	2.28	0.63
53:B6:163:LYS:O	53:B6:167:GLU:HG3	1.99	0.63
23:BB:1562:U:H2'	23:BB:1563:U:C6	2.32	0.63
23:BB:1726:C:H2'	23:BB:1727:C:C6	2.33	0.63
23:BB:2886:A:H62	31:B0:39:ARG:CD	2.11	0.63
23:BB:557:C:H2'	23:BB:558:U:C6	2.34	0.63
26:BD:36:GLN:O	26:BD:36:GLN:HG3	1.98	0.63
47:BF:168:LEU:HD13	47:BF:169:LEU:N	2.12	0.63
41:BJ:19:ASP:HA	41:BJ:57:LEU:HB3	1.81	0.63
50:BT:68:LYS:O	50:BT:69:ARG:CB	2.46	0.63
46:BU:42:LYS:HG3	46:BU:57:ILE:HG21	1.80	0.63
1:CA:1316:G:N2	1:CA:1318:A:H3'	2.13	0.63
1:CA:224:U:H2'	1:CA:225:C:C6	2.33	0.63
1:CA:270:A:H2'	1:CA:271:C:C6	2.32	0.63
1:CA:411:A:C4	1:CA:413:G:H1'	2.33	0.63
10:CK:92:ARG:HH11	10:CK:92:ARG:HG2	1.64	0.63
12:CM:2:ARG:HD3	12:CM:2:ARG:H	1.62	0.63
23:DB:1098:A:C8	24:DI:3:LYS:HB3	2.33	0.63
23:DB:1242:U:H2'	23:DB:1243:C:C6	2.33	0.63
23:DB:1268:A:H2'	23:DB:1269:A:O4'	1.98	0.63
23:DB:1273:U:H4'	23:DB:1275:A:OP2	1.98	0.63
23:DB:357:C:H2'	23:DB:358:U:C6	2.33	0.63
23:DB:2786:U:H5'	26:DD:70:LYS:HG3	1.80	0.63
48:DG:122:ALA:HB2	48:DG:132:LEU:HB3	1.80	0.63
40:DH:94:ILE:HG22	40:DH:122:LEU:CB	2.29	0.63
38:DM:42:THR:O	38:DM:44:ARG:N	2.32	0.63
44:DQ:93:ILE:HG23	44:DQ:94:LEU:HD22	1.79	0.63
52:DW:59:PHE:CE2	52:DW:61:LYS:HD2	2.34	0.63
1:AA:1218:C:H2'	1:AA:1219:A:C8	2.34	0.63
1:AA:1301:U:O2	1:AA:1301:U:H2'	1.97	0.63
1:AA:411:A:C4	1:AA:413:G:H1'	2.33	0.63
1:AA:678:U:H2'	1:AA:679:C:H6	1.63	0.63
1:AA:975:A:H4'	1:AA:976:G:O5'	1.97	0.63
8:AI:20:ILE:HD13	8:AI:85:ALA:HB3	1.80	0.63
19:AT:29:THR:HA	19:AT:32:LYS:HE3	1.79	0.63
23:BB:1395:A:H4'	23:BB:1397:U:C5	2.34	0.63

Continued on next page...

Continued from previous page...

Atom-1	Atom-2	Interatomic distance (Å)	Clash overlap (Å)
23:BB:2376:A:H2'	23:BB:2377:A:O4'	1.98	0.63
40:BH:67:ALA:O	40:BH:71:LYS:HB2	1.99	0.63
24:BI:20:SER:O	24:BI:25:PRO:HD2	1.99	0.63
38:BM:40:ARG:HD3	38:BM:93:VAL:HG21	1.80	0.63
1:CA:41:G:H2'	1:CA:42:G:H8	1.64	0.63
1:CA:577:G:O2'	1:CA:578:C:H5'	1.99	0.63
1:CA:678:U:H2'	1:CA:679:C:H6	1.63	0.63
1:CA:918:A:H2'	1:CA:919:A:C8	2.34	0.63
20:CB:33:ALA:HA	20:CB:38:HIS:HA	1.80	0.63
3:CD:192:ALA:HB3	3:CD:194:ILE:HG22	1.81	0.63
4:CE:21:SER:CB	4:CE:28:ARG:HE	2.10	0.63
4:CE:52:ALA:H	4:CE:58:ALA:HB2	1.64	0.63
7:CH:101:ALA:HB3	7:CH:112:ASP:HB3	1.80	0.63
8:CI:5:TYR:HB2	8:CI:20:ILE:HB	1.81	0.63
8:CI:26:LYS:H	8:CI:61:ASP:HB3	1.62	0.63
10:CK:105:ARG:HH21	21:CU:10:PRO:HB3	1.64	0.63
18:CS:5:LYS:C	18:CS:6:LYS:HD2	2.18	0.63
23:DB:2102:G:H2'	23:DB:2103:C:O4'	1.98	0.63
23:DB:2241:A:H2'	23:DB:2242:G:C8	2.33	0.63
23:DB:2377:A:H2'	23:DB:2378:A:C8	2.33	0.63
23:DB:495:G:H21	45:DS:61:ASN:HD21	1.45	0.63
23:DB:1790:C:O2'	25:DC:207:ALA:HB2	1.98	0.63
25:DC:32:LEU:HD22	25:DC:63:ILE:HG13	1.80	0.63
40:DH:31:VAL:CB	40:DH:32:PRO:CD	2.73	0.63
52:DW:24:ARG:HB2	52:DW:65:LYS:HB3	1.79	0.63
1:AA:1480:A:H2'	1:AA:1481:U:O4'	1.99	0.63
1:AA:499:A:H4'	1:AA:500:G:H5'	1.79	0.63
1:AA:577:G:O2'	1:AA:578:C:H5'	1.99	0.63
8:AI:18:VAL:HG21	8:AI:82:ILE:N	2.14	0.63
17:AR:19:GLU:HG3	17:AR:54:LEU:HD12	1.81	0.63
23:BB:1060:U:O4	23:BB:1088:A:N6	2.32	0.63
23:BB:1812:U:H2'	23:BB:1813:G:C8	2.34	0.63
23:BB:2645:G:H3'	23:BB:2646:C:C5'	2.28	0.63
23:BB:680:C:H2'	23:BB:681:G:C8	2.34	0.63
48:BG:102:ILE:HG13	48:BG:116:LEU:HD11	1.79	0.63
45:BS:82:MET:HB2	45:BS:98:LYS:HB2	1.81	0.63
1:CA:1099:G:OP1	20:CB:94:ARG:HD3	1.98	0.63
6:CG:78:ARG:HG2	6:CG:83:THR:HG22	1.81	0.63
22:DA:8:C:O2'	43:DO:40:ILE:HD13	1.99	0.63
23:DB:1099:G:C5'	24:DI:3:LYS:N	2.62	0.63
23:DB:2142:A:H2'	23:DB:2143:C:O4'	1.99	0.63

Continued on next page...

Continued from previous page...

Atom-1	Atom-2	Interatomic distance (Å)	Clash overlap (Å)
23:DB:5:A:H2'	23:DB:6:A:C8	2.34	0.63
23:DB:642:U:O2	23:DB:644:A:H3'	1.99	0.63
23:DB:79:C:O2'	23:DB:346:A:H1'	1.98	0.63
25:DC:180:MET:O	25:DC:267:VAL:HG23	1.98	0.63
28:DP:3:ILE:HD13	28:DP:7:LEU:HD11	1.79	0.63
49:DR:3:ALA:HB2	49:DR:101:ILE:HD11	1.80	0.63
20:AB:195:VAL:HG12	20:AB:197:PHE:H	1.64	0.63
3:AD:84:ASN:HD22	4:AE:101:GLY:HA3	1.64	0.63
10:AK:106:ILE:HD11	10:AK:109:ILE:HD11	1.80	0.63
10:AK:19:VAL:HG12	10:AK:82:GLU:HB2	1.79	0.63
53:B6:29:ARG:HH22	53:B6:110:ARG:CD	2.08	0.63
22:BA:10:G:H2'	22:BA:11:C:O4'	1.98	0.63
23:BB:2553:G:H2'	23:BB:2554:U:H4'	1.81	0.63
47:BF:72:SER:HA	47:BF:78:ILE:HG22	1.81	0.63
43:BO:89:ASP:HA	43:BO:116:GLN:O	1.98	0.63
44:BQ:63:ARG:HH12	44:BQ:96:ASP:CB	2.11	0.63
45:BS:20:VAL:O	45:BS:23:LEU:HB2	1.99	0.63
45:BS:81:SER:HA	45:BS:99:ARG:HA	1.80	0.63
46:BU:12:VAL:HA	46:BU:69:VAL:HA	1.79	0.63
46:BU:82:VAL:HG13	46:BU:93:ARG:HB3	1.79	0.63
51:BZ:71:LEU:HD12	51:BZ:78:TYR:HD2	1.64	0.63
13:CN:51:PRO:HG2	13:CN:52:ARG:H	1.64	0.63
21:CU:39:LYS:N	21:CU:40:PRO:HD2	2.13	0.63
32:D4:22:VAL:HB	32:D4:24:ARG:HE	1.64	0.63
23:DB:1440:U:H2'	23:DB:1441:G:H8	1.64	0.63
23:DB:2387:U:H1'	52:DW:38:ARG:CZ	2.29	0.63
23:DB:2537:U:H2'	23:DB:2538:C:H6	1.64	0.63
47:DF:111:ARG:HH11	47:DF:135:ILE:HG21	1.63	0.63
24:DI:20:SER:O	24:DI:25:PRO:HD2	1.98	0.63
23:DB:2394:C:OP1	37:DL:63:LYS:HG2	1.99	0.63
45:DS:31:GLN:O	45:DS:35:ILE:HG12	1.99	0.63
1:AA:235:C:H2'	1:AA:236:A:C8	2.33	0.63
1:AA:285:C:H2'	1:AA:286:C:H6	1.63	0.63
1:AA:999:C:H2'	1:AA:1000:A:C8	2.34	0.63
6:AG:50:ALA:HB2	6:AG:57:GLU:HG3	1.80	0.63
12:AM:78:ARG:O	12:AM:82:LEU:HB2	1.98	0.63
15:AP:3:THR:HB	15:AP:66:THR:O	1.99	0.63
23:BB:139:U:H3'	23:BB:140:C:C5'	2.28	0.63
23:BB:1914:C:H2'	23:BB:1915:U:O4'	1.98	0.63
23:BB:2023:C:O2'	23:BB:2024:G:H5'	1.99	0.63
29:BE:109:LEU:HD13	29:BE:180:LEU:HD13	1.81	0.63

Continued on next page...

Continued from previous page...

Atom-1	Atom-2	Interatomic distance (Å)	Clash overlap (Å)
47:BF:7:TYR:O	47:BF:12:VAL:HG23	1.99	0.63
24:BI:11:GLN:HA	24:BI:55:PRO:HA	1.80	0.63
44:BQ:30:VAL:HG22	44:BQ:31:TYR:H	1.63	0.63
1:CA:431:A:H2'	1:CA:432:A:O4'	1.98	0.63
2:CC:149:LYS:HA	2:CC:168:ARG:HB2	1.81	0.63
3:CD:169:TRP:HB2	3:CD:183:ARG:HD2	1.79	0.63
15:CP:22:ALA:HA	15:CP:33:ILE:HG13	1.80	0.63
23:DB:64:A:H2'	23:DB:65:U:H6	1.63	0.63
25:DC:80:LEU:HD11	25:DC:109:LEU:HG	1.80	0.63
24:DI:121:ILE:N	24:DI:121:ILE:HD13	2.13	0.63
27:DK:71:ARG:CB	27:DK:72:PRO:HD2	2.23	0.63
44:DQ:18:LYS:C	44:DQ:20:ALA:H	2.02	0.63
35:DV:4:ILE:HB	35:DV:63:ILE:HA	1.81	0.63
30:DY:50:VAL:O	30:DY:54:VAL:HG22	1.99	0.63
1:AA:285:C:H2'	1:AA:286:C:C6	2.34	0.62
1:AA:390:U:H2'	1:AA:391:G:C8	2.33	0.62
1:AA:430:A:OP1	3:AD:8:LEU:HB2	1.98	0.62
1:AA:90:C:H2'	1:AA:91:U:C5	2.34	0.62
21:AU:16:ARG:CZ	21:AU:19:LYS:HE2	2.29	0.62
21:AU:3:ILE:HG21	21:AU:19:LYS:HD2	1.81	0.62
21:AU:36:PHE:CB	21:AU:40:PRO:HD3	2.18	0.62
23:BB:1013:C:H2'	23:BB:1014:A:H8	1.62	0.62
23:BB:173:A:H2'	23:BB:174:U:C6	2.34	0.62
23:BB:1939:U:H6	23:BB:1939:U:H5'	1.64	0.62
23:BB:2185:U:H2'	23:BB:2186:G:C8	2.34	0.62
23:BB:2185:U:H2'	23:BB:2186:G:H8	1.64	0.62
23:BB:365:U:H2'	23:BB:366:C:C6	2.34	0.62
23:BB:479:A:O2'	23:BB:481:G:H5'	1.98	0.62
23:BB:969:G:H2'	23:BB:970:U:C6	2.34	0.62
47:BF:31:GLU:HB3	47:BF:156:THR:O	1.98	0.62
23:BB:2658:C:H5'	48:BG:159:LYS:NZ	2.13	0.62
42:BN:79:LEU:HA	42:BN:83:LEU:HD12	1.79	0.62
46:BU:10:VAL:O	46:BU:21:ARG:HA	1.99	0.62
1:CA:285:C:H2'	1:CA:286:C:C6	2.34	0.62
2:CC:182:ASP:HB2	2:CC:203:LYS:HE2	1.80	0.62
5:CF:100:SER:HA	17:CR:23:LYS:CE	2.28	0.62
9:CJ:56:HIS:H	13:CN:80:ARG:NH2	1.97	0.62
19:CT:56:ILE:O	19:CT:60:GLN:HG2	1.99	0.62
33:D1:3:GLY:O	33:D1:4:ILE:HG12	1.98	0.62
23:DB:1501:G:O2'	23:DB:1502:A:H5'	1.99	0.62
23:DB:1439:A:H1'	23:DB:1553:A:N6	2.14	0.62

Continued on next page...

Continued from previous page...

Atom-1	Atom-2	Interatomic distance (Å)	Clash overlap (Å)
23:DB:1266:G:H22	23:DB:2012:G:H2'	1.64	0.62
23:DB:2064:C:H2'	23:DB:2065:C:C6	2.33	0.62
23:DB:2455:G:H2'	23:DB:2456:C:C6	2.33	0.62
23:DB:2803:G:H2'	23:DB:2804:U:H6	1.64	0.62
23:DB:62:U:H2'	23:DB:63:A:O4'	1.99	0.62
26:DD:114:LYS:HD2	26:DD:116:LYS:NZ	2.13	0.62
29:DE:161:ALA:HA	29:DE:164:LEU:HB2	1.80	0.62
47:DF:72:SER:HA	47:DF:78:ILE:HG22	1.80	0.62
23:DB:559:G:H21	44:DQ:51:GLN:NE2	1.96	0.62
1:AA:1173:U:H2'	1:AA:1174:G:C8	2.34	0.62
1:AA:1316:G:N2	1:AA:1318:A:H3'	2.13	0.62
1:AA:216:U:H2'	1:AA:217:C:C6	2.34	0.62
1:AA:41:G:H2'	1:AA:42:G:H8	1.65	0.62
20:AB:148:GLY:O	20:AB:151:LYS:HG2	2.00	0.62
10:AK:31:VAL:HG21	10:AK:66:ALA:HA	1.81	0.62
13:AN:10:VAL:HB	13:AN:11:LYS:NZ	2.15	0.62
15:AP:26:ASN:ND2	15:AP:31:ARG:HB3	2.14	0.62
19:AT:19:HIS:O	19:AT:23:ARG:HG2	1.99	0.62
53:B6:55:ILE:HG23	53:B6:79:ILE:HD11	1.81	0.62
22:BA:39:A:O2'	22:BA:40:U:H5'	1.99	0.62
23:BB:2187:U:H2'	23:BB:2188:U:C6	2.34	0.62
23:BB:2605:U:H2'	23:BB:2606:C:C6	2.34	0.62
23:BB:705:A:N6	23:BB:726:G:O2'	2.32	0.62
23:BB:979:A:H2'	23:BB:982:C:N4	2.14	0.62
26:BD:154:LYS:H	26:BD:154:LYS:HD3	1.64	0.62
26:BD:186:LEU:HD21	28:BP:3:ILE:HD11	1.80	0.62
29:BE:161:ALA:HA	29:BE:164:LEU:HD12	1.81	0.62
29:BE:134:LEU:HD21	29:BE:161:ALA:HB2	1.80	0.62
41:BJ:57:LEU:HD21	41:BJ:128:ASN:HA	1.80	0.62
38:BM:59:ARG:NH1	38:BM:60:GLN:HB3	2.13	0.62
1:CA:1306:A:N6	1:CA:1331:G:H1'	2.14	0.62
1:CA:285:C:H2'	1:CA:286:C:H6	1.65	0.62
1:CA:390:U:H2'	1:CA:391:G:C8	2.34	0.62
20:CB:139:GLU:HG2	20:CB:143:LEU:HD11	1.79	0.62
6:CG:58:LEU:H	6:CG:58:LEU:HD23	1.63	0.62
18:CS:69:LYS:O	18:CS:72:GLU:HG2	1.98	0.62
23:DB:2439:A:N7	23:DB:2586:U:H4'	2.14	0.62
23:DB:717:C:H3'	23:DB:718:A:H5''	1.79	0.62
25:DC:43:ASN:ND2	25:DC:44:ASN:H	1.96	0.62
29:DE:161:ALA:HA	29:DE:164:LEU:HD12	1.80	0.62
47:DF:37:MET:SD	47:DF:52:ALA:HB1	2.39	0.62

Continued on next page...

Continued from previous page...

Atom-1	Atom-2	Interatomic distance (Å)	Clash overlap (Å)
40:DH:88:GLY:O	40:DH:124:THR:HA	2.00	0.62
27:DK:71:ARG:HA	27:DK:71:ARG:NE	2.13	0.62
43:DO:18:LEU:HD23	43:DO:25:ARG:HD3	1.80	0.62
49:DR:24:LYS:HA	49:DR:94:THR:HG23	1.80	0.62
49:DR:38:VAL:O	49:DR:53:PHE:HB3	1.99	0.62
1:AA:358:U:H2'	1:AA:359:G:C8	2.34	0.62
20:AB:31:PHE:HB2	20:AB:41:ASN:HA	1.80	0.62
4:AE:35:LEU:HD22	4:AE:133:ILE:HA	1.80	0.62
7:AH:48:PHE:HA	7:AH:59:GLU:O	1.98	0.62
9:AJ:52:LEU:HA	9:AJ:62:ARG:HA	1.80	0.62
12:AM:43:LYS:O	12:AM:46:GLU:HG3	1.99	0.62
15:AP:6:LEU:HB3	15:AP:17:TYR:HB3	1.81	0.62
23:BB:464:U:H2'	23:BB:465:G:O4'	1.98	0.62
40:BH:89:LYS:O	40:BH:90:LEU:HD12	2.00	0.62
41:BJ:18:VAL:HG12	41:BJ:54:ILE:HD11	1.80	0.62
23:BB:2880:C:H1'	42:BN:93:GLY:H	1.63	0.62
1:CA:1343:G:H2'	1:CA:1344:C:C6	2.34	0.62
1:CA:437:U:H2'	1:CA:438:U:O4'	1.98	0.62
20:CB:55:GLU:HG3	20:CB:197:PHE:CZ	2.34	0.62
7:CH:113:ARG:NH2	7:CH:114:ALA:HA	2.14	0.62
34:D3:31:ILE:HD11	34:D3:34:LYS:HD3	1.79	0.62
23:DB:1098:A:C2'	24:DI:4:VAL:N	2.62	0.62
23:DB:1179:G:H2'	23:DB:1180:U:O4'	1.99	0.62
23:DB:1260:A:H2'	23:DB:1261:C:H6	1.63	0.62
23:DB:2086:U:H2'	23:DB:2087:G:C8	2.33	0.62
23:DB:27:G:N2	23:DB:512:G:H2'	2.14	0.62
25:DC:86:ARG:NH1	25:DC:86:ARG:HB3	2.14	0.62
41:DJ:58:ASN:HA	41:DJ:127:GLY:CA	2.28	0.62
37:DL:23:ILE:HD12	49:DR:84:ARG:HE	1.65	0.62
28:DP:56:SER:O	28:DP:75:THR:HG22	1.99	0.62
35:DV:61:LEU:O	35:DV:71:LYS:HA	1.99	0.62
1:AA:1423:G:H2'	1:AA:1424:U:H6	1.62	0.62
1:AA:394:G:H2'	1:AA:395:C:C6	2.34	0.62
1:AA:950:U:H2'	1:AA:951:G:C8	2.34	0.62
20:AB:102:ASN:OD1	20:AB:105:THR:HB	1.99	0.62
20:AB:55:GLU:HG3	20:AB:197:PHE:CZ	2.34	0.62
7:AH:113:ARG:HH21	7:AH:114:ALA:HA	1.63	0.62
19:AT:66:ILE:HG22	19:AT:67:HIS:N	2.15	0.62
23:BB:1871:A:H2'	23:BB:1872:A:C8	2.35	0.62
23:BB:647:G:H2'	23:BB:648:G:C8	2.35	0.62
29:BE:200:LEU:O	29:BE:201:ALA:HB3	1.97	0.62

Continued on next page...

Continued from previous page...

Atom-1	Atom-2	Interatomic distance (Å)	Clash overlap (Å)
52:BW:74:LYS:HE2	52:BW:74:LYS:HA	1.81	0.62
1:CA:429:U:H3'	3:CD:8:LEU:HD23	1.80	0.62
3:CD:187:ARG:O	3:CD:191:SER:HB3	2.00	0.62
18:CS:20:LYS:O	18:CS:23:GLU:HG3	1.99	0.62
23:DB:1060:U:O4	23:DB:1088:A:N6	2.31	0.62
23:DB:17:G:H2'	23:DB:18:U:C6	2.34	0.62
23:DB:594:U:H2'	23:DB:595:C:C6	2.35	0.62
23:DB:947:A:H2'	23:DB:948:C:H6	1.63	0.62
26:DD:51:THR:CG2	26:DD:76:GLY:HA3	2.28	0.62
48:DG:102:ILE:HD12	48:DG:147:LEU:HD21	1.80	0.62
24:DI:27:LEU:CD2	24:DI:27:LEU:H	2.11	0.62
41:DJ:57:LEU:HD21	41:DJ:128:ASN:HA	1.80	0.62
42:DN:9:GLN:O	42:DN:17:ARG:HD3	1.99	0.62
44:DQ:77:LYS:HA	44:DQ:80:ASN:HB3	1.81	0.62
1:AA:371:A:O2'	1:AA:372:C:H5'	1.99	0.62
1:AA:520:A:O2'	11:AL:69:GLU:HG2	2.00	0.62
20:AB:187:ASP:HB3	20:AB:201:GLY:O	1.99	0.62
7:AH:28:SER:OG	7:AH:56:PRO:HB2	2.00	0.62
10:AK:91:GLY:HA2	10:AK:94:SER:HB3	1.79	0.62
11:AL:106:VAL:HG23	11:AL:116:TYR:HB3	1.81	0.62
13:AN:14:ALA:HB1	13:AN:18:LYS:HE3	1.81	0.62
53:B6:2:THR:OG1	53:B6:5:GLU:HG3	1.98	0.62
23:BB:1405:U:H2'	23:BB:1406:U:C6	2.34	0.62
23:BB:2328:A:H2'	23:BB:2329:U:C6	2.34	0.62
37:BL:56:PRO:HD2	37:BL:59:ARG:HG3	1.82	0.62
45:BS:66:ILE:CD1	45:BS:66:ILE:H	2.10	0.62
46:BU:86:PHE:HB3	46:BU:90:LYS:O	2.00	0.62
51:BZ:69:ALA:HA	51:BZ:72:ARG:HH12	1.65	0.62
1:CA:216:U:H2'	1:CA:217:C:C6	2.34	0.62
1:CA:62:U:H4'	1:CA:378:G:N2	2.14	0.62
1:CA:394:G:H2'	1:CA:395:C:C6	2.34	0.62
1:CA:434:U:H3'	1:CA:435:A:H8	1.63	0.62
1:CA:254:G:OP1	16:CQ:68:LYS:O	2.17	0.62
23:DB:1013:C:H2'	23:DB:1014:A:C8	2.33	0.62
23:DB:1174:U:H4'	23:DB:1176:U:H1'	1.80	0.62
23:DB:1373:A:H2'	23:DB:1374:G:O4'	2.00	0.62
23:DB:1847:A:H4'	23:DB:1848:A:C8	2.35	0.62
23:DB:441:U:H2'	23:DB:442:G:H8	1.65	0.62
23:DB:81:G:H2'	23:DB:82:U:O4'	1.99	0.62
23:DB:836:G:H2'	23:DB:837:C:C6	2.34	0.62
23:DB:863:A:H2'	23:DB:864:G:C8	2.34	0.62

Continued on next page...

Continued from previous page...

Atom-1	Atom-2	Interatomic distance (Å)	Clash overlap (Å)
46:DU:86:PHE:HB3	46:DU:90:LYS:O	1.98	0.62
51:DZ:71:LEU:HD12	51:DZ:78:TYR:HD2	1.65	0.62
1:AA:266:G:O2'	1:AA:267:C:H3'	1.99	0.62
20:AB:93:HIS:CD2	20:AB:145:ASN:HB3	2.34	0.62
18:AS:20:LYS:O	18:AS:23:GLU:HG3	2.00	0.62
53:B6:32:ARG:HH22	53:B6:88:LEU:CA	2.12	0.62
23:BB:1355:G:O2'	23:BB:1356:G:H5'	2.00	0.62
23:BB:1788:C:O2'	23:BB:1789:A:H5'	1.98	0.62
23:BB:2306:C:C5	23:BB:2307:G:H2'	2.34	0.62
23:BB:2353:G:H1'	52:BW:30:VAL:CG1	2.29	0.62
23:BB:2291:U:O2'	23:BB:2374:C:H1'	1.99	0.62
23:BB:315:G:H2'	23:BB:316:C:C6	2.34	0.62
23:BB:62:U:H2'	23:BB:63:A:O4'	2.00	0.62
23:BB:863:A:H2'	23:BB:864:G:C8	2.35	0.62
23:BB:2746:U:OP1	48:BG:141:GLY:HA3	1.99	0.62
40:BH:32:PRO:HG3	51:BZ:39:TRP:HB3	1.82	0.62
39:BX:1:MET:HG2	39:BX:4:LYS:NZ	2.15	0.62
1:CA:1404:C:H2'	1:CA:1405:G:H8	1.61	0.62
1:CA:22:G:H2'	1:CA:23:C:C6	2.34	0.62
1:CA:859:G:H2'	1:CA:860:A:H8	1.62	0.62
8:CI:71:ILE:H	8:CI:71:ILE:HD12	1.64	0.62
17:CR:37:LYS:NZ	21:CU:22:CYS:HB2	2.15	0.62
19:CT:29:THR:HA	19:CT:32:LYS:HE3	1.81	0.62
21:CU:42:THR:HB	21:CU:46:ARG:NE	2.14	0.62
22:DA:10:G:H2'	22:DA:11:C:O4'	1.99	0.62
23:DB:1913:A:H4'	23:DB:1914:C:C5'	2.30	0.62
23:DB:2615:U:C2	31:D0:3:GLN:HA	2.34	0.62
48:DG:61:TRP:HA	48:DG:61:TRP:HE3	1.64	0.62
27:DK:58:LEU:N	27:DK:58:LEU:HD23	2.15	0.62
38:DM:42:THR:OG1	38:DM:45:GLN:HG3	2.00	0.62
43:DO:94:ARG:HD2	43:DO:97:PHE:O	1.98	0.62
44:DQ:97:ILE:HD11	44:DQ:108:LEU:HD11	1.80	0.62
45:DS:20:VAL:O	45:DS:23:LEU:HB2	1.99	0.62
50:DT:32:LEU:N	50:DT:83:ALA:HB3	2.14	0.62
35:DV:28:ALA:HA	35:DV:88:HIS:ND1	2.15	0.62
1:AA:1319:A:H4'	1:AA:1320:C:OP1	1.98	0.62
1:AA:17:U:H2'	1:AA:18:C:C6	2.35	0.62
7:AH:113:ARG:NH2	7:AH:114:ALA:HA	2.15	0.62
9:AJ:66:GLU:HB3	13:AN:98:ALA:HB2	1.82	0.62
16:AQ:58:VAL:HG12	16:AQ:77:VAL:HG13	1.80	0.62
17:AR:27:THR:HG22	17:AR:31:TYR:HE1	1.65	0.62

Continued on next page...

Continued from previous page...

Atom-1	Atom-2	Interatomic distance (Å)	Clash overlap (Å)
1:AA:1314:C:H41	18:AS:3:SER:HB3	1.65	0.62
23:BB:1535:A:O2'	23:BB:1536:C:H5'	2.00	0.62
23:BB:176:A:O2'	23:BB:177:G:H5'	1.99	0.62
23:BB:1778:U:H2'	23:BB:1784:A:H62	1.65	0.62
23:BB:2267:A:H5''	23:BB:2268:A:H5'	1.80	0.62
23:BB:455:C:N3	23:BB:472:A:H2'	2.15	0.62
26:BD:114:LYS:HD2	26:BD:116:LYS:NZ	2.15	0.62
47:BF:155:ILE:H	47:BF:155:ILE:HD12	1.65	0.62
40:BH:117:LEU:HD21	40:BH:128:HIS:CE1	2.34	0.62
38:BM:42:THR:O	38:BM:44:ARG:N	2.33	0.62
50:BT:2:ILE:N	50:BT:2:ILE:HD13	2.15	0.62
50:BT:32:LEU:N	50:BT:83:ALA:HB3	2.15	0.62
1:CA:1149:C:H2'	1:CA:1150:A:C8	2.35	0.62
8:CI:18:VAL:HG21	8:CI:82:ILE:N	2.15	0.62
11:CL:85:ARG:HG3	11:CL:86:VAL:N	2.15	0.62
10:CK:115:ILE:HD11	17:CR:72:ARG:HH12	1.65	0.62
31:D0:21:LEU:HD12	45:DS:19:LEU:O	1.99	0.62
53:D6:33:ALA:CB	53:D6:63:PRO:HA	2.29	0.62
23:DB:1175:A:C3'	23:DB:1176:U:H5'	2.29	0.62
23:DB:1654:A:H2'	23:DB:1655:A:H8	1.65	0.62
23:DB:2376:A:H2'	23:DB:2377:A:O4'	2.00	0.62
23:DB:257:C:H2'	23:DB:258:G:O4'	2.00	0.62
23:DB:64:A:H2'	23:DB:65:U:C6	2.35	0.62
23:DB:851:C:O4'	30:DY:46:MET:HG2	2.00	0.62
47:DF:33:ILE:HD13	47:DF:98:PHE:CD2	2.34	0.62
37:DL:56:PRO:HD2	37:DL:59:ARG:HG3	1.82	0.62
51:DZ:35:SER:HB3	51:DZ:50:ARG:HG3	1.80	0.62
1:AA:1011:C:H2'	1:AA:1012:A:H8	1.65	0.62
1:AA:193:C:H2'	1:AA:194:C:C6	2.34	0.62
1:AA:524:G:H2'	1:AA:525:C:C6	2.35	0.62
1:AA:634:C:H2'	1:AA:635:A:H8	1.65	0.62
1:AA:673:A:H2'	1:AA:674:G:C8	2.34	0.62
1:AA:859:G:H2'	1:AA:860:A:H8	1.65	0.62
7:AH:87:ARG:H	7:AH:90:GLU:HB2	1.65	0.62
13:AN:40:ARG:NH1	18:AS:6:LYS:HB2	2.15	0.62
23:BB:2285:C:OP2	33:B1:5:ARG:HD3	1.99	0.62
23:BB:2027:G:O2'	23:BB:2028:U:H5'	2.00	0.62
23:BB:2183:A:H2'	23:BB:2184:A:C8	2.35	0.62
23:BB:2439:A:N7	23:BB:2586:U:H4'	2.14	0.62
23:BB:2732:G:H5'	23:BB:2733:A:O4'	1.99	0.62
26:BD:68:PHE:C	26:BD:73:VAL:HB	2.20	0.62

Continued on next page...

Continued from previous page...

Atom-1	Atom-2	Interatomic distance (Å)	Clash overlap (Å)
27:BK:24:VAL:HG13	27:BK:33:ALA:HB2	1.81	0.62
49:BR:49:ILE:HD13	49:BR:51:VAL:O	2.00	0.62
30:BY:12:ALA:HA	30:BY:15:ARG:HD3	1.80	0.62
1:CA:880:C:H2'	1:CA:881:G:H8	1.65	0.62
20:CB:172:ILE:H	20:CB:172:ILE:HD12	1.63	0.62
3:CD:53:GLN:HB3	3:CD:202:LEU:HB2	1.79	0.62
13:CN:5:MET:HG2	13:CN:8:ARG:HH11	1.64	0.62
23:DB:1745:A:H2'	23:DB:1746:A:O4'	2.00	0.62
23:DB:394:C:O2'	23:DB:395:U:H5'	2.00	0.62
35:DV:15:GLY:O	35:DV:19:ARG:HG3	1.99	0.62
1:AA:868:C:H2'	1:AA:869:G:O4'	2.00	0.62
2:AC:179:ALA:HB3	2:AC:181:ILE:HD11	1.81	0.62
4:AE:81:GLN:N	4:AE:146:MET:HE3	2.15	0.62
13:AN:5:MET:HG2	13:AN:8:ARG:HH11	1.65	0.62
53:B6:77:LYS:O	53:B6:81:LYS:HG3	2.00	0.62
23:BB:1203:U:H3'	23:BB:1204:A:C5'	2.30	0.62
23:BB:1429:G:H2'	23:BB:1430:G:H8	1.64	0.62
23:BB:2728:U:H2'	23:BB:2729:G:C8	2.35	0.62
29:BE:130:LYS:C	29:BE:132:LYS:H	2.03	0.62
24:BI:85:ILE:HD13	24:BI:137:LEU:HD21	1.80	0.62
28:BP:31:VAL:HG12	28:BP:38:ARG:O	2.00	0.62
20:CB:40:ILE:HD13	20:CB:201:GLY:HA2	1.80	0.62
2:CC:126:ARG:HH22	2:CC:190:THR:HG23	1.65	0.62
18:CS:29:PRO:HA	18:CS:47:THR:O	2.00	0.62
36:D2:33:ARG:HB2	36:D2:33:ARG:HH21	1.65	0.62
23:DB:2352:A:C6	52:DW:30:VAL:HG11	2.35	0.62
23:DB:347:A:H2'	23:DB:348:A:H8	1.64	0.62
23:DB:364:C:H2'	23:DB:365:U:C6	2.35	0.62
23:DB:624:C:O2'	23:DB:657:U:H5''	2.00	0.62
23:DB:921:C:H2'	23:DB:922:C:H6	1.65	0.62
23:DB:1258:U:H4'	29:DE:79:ARG:HD2	1.82	0.62
47:DF:60:SER:HB2	47:DF:62:GLN:OE1	2.00	0.62
44:DQ:30:VAL:HG12	44:DQ:33:VAL:HG22	1.82	0.62
46:DU:65:GLN:HB2	46:DU:68:ASN:ND2	2.15	0.62
1:AA:636:U:H2'	1:AA:637:C:C6	2.34	0.62
2:AC:149:LYS:HA	2:AC:168:ARG:HB2	1.82	0.62
32:B4:22:VAL:HB	32:B4:24:ARG:HE	1.65	0.62
23:BB:2700:A:H2'	23:BB:2701:U:C6	2.34	0.62
26:BD:33:ARG:NE	26:BD:74:GLU:HB3	2.15	0.62
28:BP:3:ILE:HD13	28:BP:7:LEU:HD11	1.82	0.62
44:BQ:18:LYS:C	44:BQ:20:ALA:H	2.02	0.62

Continued on next page...

Continued from previous page...

Atom-1	Atom-2	Interatomic distance (Å)	Clash overlap (Å)
35:BV:28:ALA:HA	35:BV:88:HIS:ND1	2.15	0.62
52:BW:23:LYS:NZ	52:BW:24:ARG:HG3	2.14	0.62
1:CA:1301:U:H2'	1:CA:1301:U:O2	1.97	0.62
20:CB:80:LYS:HG3	20:CB:81:ASP:H	1.64	0.62
3:CD:2:ARG:HB3	3:CD:114:ARG:NH2	2.15	0.62
3:CD:96:ARG:HB3	3:CD:98:ASP:OD2	1.99	0.62
53:D6:19:GLU:HA	53:D6:22:GLU:CD	2.20	0.62
53:D6:52:LEU:HD23	53:D6:53:ASN:N	2.15	0.62
23:DB:1562:U:H2'	23:DB:1563:U:C6	2.34	0.62
23:DB:1571:A:H2'	23:DB:1572:A:C8	2.35	0.62
23:DB:171:U:H2'	23:DB:172:A:H8	1.65	0.62
23:DB:2645:G:H3'	23:DB:2646:C:C5'	2.30	0.62
23:DB:324:A:H2'	23:DB:325:G:O4'	2.00	0.62
48:DG:15:ASP:HB2	48:DG:26:LYS:HB3	1.81	0.62
1:AA:431:A:H2'	1:AA:432:A:O4'	2.00	0.61
20:AB:120:SER:HA	20:AB:125:PHE:HB3	1.82	0.61
20:AB:128:LEU:HG	20:AB:132:GLU:HG2	1.82	0.61
3:AD:169:TRP:HB2	3:AD:183:ARG:HD2	1.81	0.61
7:AH:76:ARG:HG3	7:AH:77:VAL:N	2.15	0.61
1:AA:958:A:H61	18:AS:53:GLY:HA3	1.65	0.61
23:BB:140:C:H4'	23:BB:141:G:N2	2.14	0.61
23:BB:1442:U:H2'	23:BB:1443:U:H6	1.63	0.61
23:BB:1551:A:C3'	23:BB:1552:A:H5''	2.30	0.61
23:BB:165:A:H2'	23:BB:166:U:H6	1.64	0.61
23:BB:1684:G:H2'	23:BB:1685:C:H6	1.62	0.61
23:BB:1716:U:H2'	23:BB:1717:A:H8	1.65	0.61
23:BB:2728:U:H5'	27:BK:70:ARG:HH21	1.63	0.61
23:BB:2859:G:H2'	23:BB:2860:A:C8	2.34	0.61
23:BB:321:U:H1'	29:BE:162:ARG:HH11	1.64	0.61
23:BB:826:U:H2'	23:BB:828:U:O4'	2.00	0.61
23:BB:828:U:H4'	23:BB:831:G:N1	2.15	0.61
25:BC:204:LEU:HD22	25:BC:209:ALA:HB1	1.81	0.61
25:BC:32:LEU:HD22	25:BC:63:ILE:HG13	1.82	0.61
29:BE:110:SER:HB3	29:BE:114:ARG:NH1	2.11	0.61
47:BF:32:LYS:HB2	47:BF:90:LEU:O	1.99	0.61
48:BG:102:ILE:HD12	48:BG:147:LEU:HD21	1.81	0.61
40:BH:134:VAL:HG13	40:BH:135:HIS:N	2.14	0.61
41:BJ:43:GLU:O	41:BJ:45:THR:N	2.33	0.61
1:CA:436:C:O2'	1:CA:437:U:H5'	2.00	0.61
9:CJ:52:LEU:HA	9:CJ:62:ARG:HA	1.81	0.61
1:CA:108:G:C6	19:CT:9:ARG:HG2	2.34	0.61

Continued on next page...

Continued from previous page...

Atom-1	Atom-2	Interatomic distance (Å)	Clash overlap (Å)
23:DB:1790:C:H2'	23:DB:1791:A:C8	2.35	0.61
23:DB:2841:C:H2'	23:DB:2842:G:C8	2.34	0.61
23:DB:2835:A:H61	23:DB:2878:U:H2'	1.64	0.61
29:DE:134:LEU:O	29:DE:138:LEU:HG	2.00	0.61
47:DF:103:ILE:HD11	47:DF:174:PHE:HA	1.82	0.61
48:DG:120:ILE:HD11	48:DG:132:LEU:HB2	1.82	0.61
44:DQ:63:ARG:HH21	44:DQ:64:ILE:CD1	2.12	0.61
52:DW:74:LYS:HE2	52:DW:74:LYS:HA	1.82	0.61
1:AA:1054:C:H1'	1:AA:1196:A:C5	2.35	0.61
1:AA:279:A:H5''	1:AA:280:C:H3'	1.82	0.61
1:AA:859:G:H2'	1:AA:860:A:C8	2.35	0.61
4:AE:33:THR:HG22	4:AE:51:LYS:HB3	1.81	0.61
6:AG:78:ARG:HG2	6:AG:83:THR:HG22	1.82	0.61
1:AA:1319:A:H3'	18:AS:2:ARG:HA	1.81	0.61
23:BB:111:A:H2'	23:BB:112:U:O4'	1.99	0.61
23:BB:1947:C:H2'	23:BB:1948:G:H8	1.65	0.61
23:BB:2026:U:H2'	23:BB:2027:G:H8	1.65	0.61
23:BB:2722:G:H4'	42:BN:4:ARG:HB2	1.82	0.61
24:BI:18:ASN:N	24:BI:19:PRO:HD2	2.14	0.61
27:BK:71:ARG:CB	27:BK:72:PRO:HD2	2.25	0.61
43:BO:18:LEU:HD23	43:BO:25:ARG:HD3	1.81	0.61
28:BP:56:SER:O	28:BP:75:THR:HG22	2.01	0.61
1:CA:1273:C:H2'	1:CA:1274:A:O4'	1.99	0.61
1:CA:194:C:O2'	1:CA:195:A:H5'	2.00	0.61
1:CA:41:G:H2'	1:CA:42:G:C8	2.34	0.61
20:CB:163:ILE:HG23	20:CB:164:ASP:N	2.13	0.61
6:CG:50:ALA:HB2	6:CG:57:GLU:HG3	1.82	0.61
10:CK:106:ILE:HD11	10:CK:109:ILE:HD11	1.80	0.61
10:CK:108:ASN:HD21	21:CU:6:ARG:HD2	1.65	0.61
23:DB:1169:A:H2'	23:DB:1170:C:H6	1.64	0.61
23:DB:1381:G:C2'	23:DB:1382:G:H5'	2.30	0.61
26:DD:29:VAL:O	26:DD:185:ASN:HB3	1.99	0.61
40:DH:135:HIS:H	40:DH:138:VAL:HB	1.64	0.61
38:DM:127:LYS:HD2	38:DM:127:LYS:H	1.64	0.61
44:DQ:63:ARG:HH21	44:DQ:64:ILE:HD13	1.66	0.61
45:DS:72:THR:CG2	45:DS:108:SER:HB3	2.30	0.61
45:DS:66:ILE:CD1	45:DS:66:ILE:H	2.10	0.61
50:DT:18:GLU:C	50:DT:20:ALA:H	2.04	0.61
50:DT:55:VAL:HG13	50:DT:85:VAL:HG12	1.81	0.61
1:AA:1352:C:H2'	1:AA:1353:G:C8	2.36	0.61
2:AC:48:LYS:N	2:AC:48:LYS:HD3	2.14	0.61

Continued on next page...

Continued from previous page...

Atom-1	Atom-2	Interatomic distance (Å)	Clash overlap (Å)
4:AE:89:THR:HG21	4:AE:134:ASN:ND2	2.15	0.61
8:AI:5:TYR:HB2	8:AI:20:ILE:HB	1.82	0.61
8:AI:9:GLY:HA2	8:AI:80:HIS:CD2	2.34	0.61
11:AL:107:LYS:H	11:AL:107:LYS:NZ	1.97	0.61
14:AO:39:LEU:HD22	14:AO:59:MET:HE1	1.83	0.61
36:B2:3:ARG:NE	36:B2:3:ARG:HA	2.16	0.61
23:BB:165:A:H2'	23:BB:166:U:C6	2.35	0.61
23:BB:171:U:H2'	23:BB:172:A:H8	1.66	0.61
23:BB:184:C:H2'	23:BB:185:G:H8	1.64	0.61
23:BB:220:G:H1	23:BB:427:U:H2'	1.65	0.61
23:BB:257:C:H2'	23:BB:258:G:O4'	2.00	0.61
23:BB:934:U:H2'	23:BB:935:C:C6	2.35	0.61
47:BF:104:THR:C	47:BF:108:PRO:HG2	2.21	0.61
44:BQ:4:LYS:NZ	44:BQ:7:VAL:HG22	2.15	0.61
49:BR:3:ALA:HB2	49:BR:101:ILE:HD11	1.81	0.61
44:BQ:89:ILE:HB	49:BR:11:GLN:HE22	1.63	0.61
50:BT:18:GLU:C	50:BT:20:ALA:H	2.04	0.61
50:BT:39:THR:CG2	50:BT:42:GLU:H	2.14	0.61
1:CA:950:U:H2'	1:CA:951:G:C8	2.35	0.61
20:CB:49:PHE:O	20:CB:53:LEU:HD13	1.99	0.61
5:CF:38:ARG:HH21	5:CF:63:ASN:HD21	1.47	0.61
1:CA:707:U:H4'	10:CK:21:HIS:CD2	2.36	0.61
14:CO:81:LEU:HD23	14:CO:85:LEU:HD13	1.81	0.61
18:CS:28:LYS:H	18:CS:28:LYS:HD2	1.64	0.61
22:DA:39:A:O2'	22:DA:40:U:H5'	2.00	0.61
23:DB:1447:C:H2'	23:DB:1448:G:C8	2.33	0.61
23:DB:1505:A:H2'	23:DB:1506:U:C6	2.35	0.61
23:DB:1551:A:C3'	23:DB:1552:A:H5''	2.30	0.61
23:DB:1716:U:H2'	23:DB:1717:A:H8	1.66	0.61
23:DB:2144:G:O2'	23:DB:2145:C:H5'	2.00	0.61
23:DB:2800:A:H2'	23:DB:2801:G:C1'	2.30	0.61
25:DC:75:ALA:HB2	25:DC:95:TYR:HA	1.81	0.61
29:DE:148:ILE:HD13	29:DE:187:VAL:CG2	2.29	0.61
47:DF:87:LYS:HG3	47:DF:88:VAL:H	1.66	0.61
24:DI:126:ARG:HB3	24:DI:126:ARG:HH11	1.65	0.61
27:DK:60:ALA:HA	27:DK:87:LEU:HD23	1.82	0.61
50:DT:39:THR:CG2	50:DT:42:GLU:H	2.13	0.61
46:DU:10:VAL:O	46:DU:21:ARG:HA	2.01	0.61
1:AA:68:G:H5'	1:AA:171:A:H1'	1.81	0.61
1:AA:68:G:H5'	1:AA:171:A:O2'	1.99	0.61
1:AA:1074:G:C4'	20:AB:102:ASN:HB2	2.30	0.61

Continued on next page...

Continued from previous page...

Atom-1	Atom-2	Interatomic distance (Å)	Clash overlap (Å)
8:AI:48:ARG:O	8:AI:52:GLU:HG2	2.00	0.61
23:BB:1742:U:H2'	23:BB:1743:G:C8	2.34	0.61
23:BB:2092:U:H4'	23:BB:2093:G:O5'	2.00	0.61
23:BB:2800:A:H2'	23:BB:2801:G:C1'	2.30	0.61
23:BB:742:A:H2'	23:BB:743:A:C8	2.35	0.61
41:BJ:64:VAL:HG22	41:BJ:68:LYS:HD2	1.83	0.61
20:CB:128:LEU:HD12	20:CB:129:THR:H	1.65	0.61
3:CD:58:GLN:O	3:CD:62:ARG:HG2	1.99	0.61
9:CJ:85:ASP:HA	9:CJ:88:MET:SD	2.40	0.61
13:CN:40:ARG:NH1	18:CS:6:LYS:HB2	2.16	0.61
23:DB:1164:C:H2'	23:DB:1165:A:H8	1.64	0.61
23:DB:2137:U:O2'	23:DB:2138:G:H5'	2.00	0.61
23:DB:582:A:H2'	23:DB:583:G:H8	1.65	0.61
25:DC:16:VAL:N	25:DC:203:VAL:HG12	2.15	0.61
25:DC:221:GLY:C	25:DC:223:ALA:H	2.04	0.61
26:DD:106:LYS:O	26:DD:107:VAL:HB	2.00	0.61
29:DE:126:VAL:HG22	29:DE:133:LEU:HD12	1.82	0.61
44:DQ:54:ARG:HB3	44:DQ:58:GLN:NE2	2.12	0.61
45:DS:17:VAL:HG13	45:DS:43:ALA:HB1	1.82	0.61
1:AA:1307:U:H2'	1:AA:1308:U:C6	2.35	0.61
1:AA:33:A:H2'	1:AA:34:C:C6	2.35	0.61
6:AG:110:ARG:HD2	6:AG:122:GLU:HB2	1.83	0.61
13:AN:51:PRO:HG2	13:AN:52:ARG:H	1.63	0.61
1:AA:108:G:C6	19:AT:9:ARG:HG2	2.35	0.61
36:B2:33:ARG:HH21	36:B2:33:ARG:HB2	1.65	0.61
53:B6:14:MET:SD	53:B6:129:ILE:HG23	2.41	0.61
53:B6:29:ARG:HH22	53:B6:110:ARG:HH11	1.48	0.61
23:BB:1935:G:H1'	23:BB:1964:G:N2	2.14	0.61
23:BB:599:A:O2'	23:BB:600:G:H5'	2.00	0.61
26:BD:29:VAL:O	26:BD:185:ASN:HB3	2.01	0.61
48:BG:120:ILE:HD11	48:BG:132:LEU:HB2	1.83	0.61
27:BK:72:PRO:O	27:BK:74:GLY:N	2.34	0.61
44:BQ:57:ARG:HH22	44:BQ:92:LYS:HE2	1.66	0.61
44:BQ:91:ARG:NH1	49:BR:11:GLN:H	1.98	0.61
39:BX:10:SER:H	39:BX:60:LYS:HE2	1.64	0.61
1:CA:1234:C:O2'	1:CA:1235:U:H5'	2.01	0.61
1:CA:1314:C:H2'	1:CA:1315:U:C6	2.35	0.61
1:CA:1347:G:C8	8:CI:108:ARG:HB3	2.35	0.61
1:CA:499:A:H4'	1:CA:500:G:H5'	1.82	0.61
5:CF:17:GLN:O	5:CF:21:MET:HG3	2.01	0.61
11:CL:107:LYS:H	11:CL:107:LYS:NZ	1.97	0.61

Continued on next page...

Continued from previous page...

Atom-1	Atom-2	Interatomic distance (Å)	Clash overlap (Å)
19:CT:78:LEU:O	19:CT:82:ILE:HG23	2.01	0.61
33:D1:26:LYS:HD3	33:D1:52:LYS:HB3	1.83	0.61
53:D6:52:LEU:O	53:D6:55:ILE:HG22	2.00	0.61
53:D6:70:SER:HB3	53:D6:76:LEU:HD12	1.81	0.61
23:DB:1149:G:H2'	23:DB:1150:C:C6	2.36	0.61
23:DB:1164:C:H2'	23:DB:1165:A:C8	2.36	0.61
23:DB:1222:U:P	49:DR:90:ARG:HH22	2.23	0.61
23:DB:126:A:H5'	36:D2:19:ARG:CG	2.29	0.61
23:DB:1636:U:H2'	23:DB:1637:A:H8	1.65	0.61
23:DB:2472:G:H2'	23:DB:2475:C:H42	1.65	0.61
23:DB:543:G:H21	23:DB:545:U:H5'	1.66	0.61
23:DB:592:A:H2'	23:DB:593:U:C6	2.35	0.61
23:DB:79:C:HO2'	23:DB:346:A:C1'	2.13	0.61
26:DD:28:GLU:HG3	26:DD:185:ASN:O	2.00	0.61
23:DB:323:C:H2'	29:DE:163:ASN:OD1	2.01	0.61
40:DH:115:VAL:HG22	40:DH:117:LEU:H	1.64	0.61
44:DQ:30:VAL:HG22	44:DQ:31:TYR:H	1.64	0.61
44:DQ:83:LYS:HA	44:DQ:83:LYS:NZ	2.16	0.61
1:AA:541:G:O2'	3:AD:39:GLN:HB3	2.00	0.61
5:AF:15:SER:HA	5:AF:18:VAL:HG23	1.82	0.61
13:AN:12:ARG:HD3	13:AN:58:ARG:HB3	1.82	0.61
22:BA:5:U:H2'	22:BA:6:G:C8	2.36	0.61
23:BB:1164:C:H2'	23:BB:1165:A:H8	1.66	0.61
23:BB:1485:U:H2'	23:BB:1486:U:C6	2.35	0.61
23:BB:2758:A:H2'	23:BB:2759:G:O4'	2.01	0.61
25:BC:131:MET:HA	25:BC:134:ILE:HG23	1.82	0.61
25:BC:75:ALA:HB2	25:BC:95:TYR:HA	1.83	0.61
40:BH:5:LEU:HD12	40:BH:17:ASP:HB2	1.83	0.61
43:BO:94:ARG:HD2	43:BO:97:PHE:O	1.99	0.61
51:BZ:66:THR:O	51:BZ:69:ALA:HB3	2.01	0.61
1:CA:923:A:H2'	1:CA:924:C:C6	2.36	0.61
20:CB:63:LYS:HA	20:CB:224:ARG:HH11	1.64	0.61
5:CF:15:SER:HA	5:CF:18:VAL:HG23	1.82	0.61
9:CJ:44:THR:HG23	9:CJ:69:THR:O	2.01	0.61
10:CK:95:THR:HG23	10:CK:96:ILE:N	2.15	0.61
53:D6:156:ARG:O	53:D6:159:ALA:HB3	2.00	0.61
23:DB:1175:A:H2'	23:DB:1175:A:N3	2.13	0.61
23:DB:1400:U:H2'	23:DB:1401:G:C8	2.35	0.61
23:DB:417:C:H2'	23:DB:418:C:C6	2.36	0.61
23:DB:873:C:H2'	23:DB:874:G:C8	2.36	0.61
26:DD:68:PHE:C	26:DD:73:VAL:HB	2.19	0.61

Continued on next page...

Continued from previous page...

Atom-1	Atom-2	Interatomic distance (Å)	Clash overlap (Å)
24:DI:32:VAL:HG22	24:DI:60:VAL:HG21	1.83	0.61
41:DJ:128:ASN:C	41:DJ:129:GLU:HG3	2.21	0.61
27:DK:115:ILE:HG23	27:DK:116:ILE:N	2.16	0.61
1:AA:1343:G:H2'	1:AA:1344:C:C6	2.36	0.61
1:AA:1399:C:H4'	1:AA:1400:C:H5'	1.81	0.61
1:AA:41:G:H2'	1:AA:42:G:C8	2.35	0.61
1:AA:919:A:O2'	1:AA:920:U:H5'	2.00	0.61
3:AD:187:ARG:O	3:AD:191:SER:HB3	1.99	0.61
4:AE:21:SER:CB	4:AE:28:ARG:HE	2.13	0.61
7:AH:101:ALA:HB3	7:AH:112:ASP:HB3	1.82	0.61
16:AQ:45:VAL:HG11	16:AQ:60:ILE:HG21	1.82	0.61
23:BB:116:C:H2'	23:BB:117:G:O4'	2.00	0.61
23:BB:1505:A:H2'	23:BB:1506:U:C6	2.35	0.61
23:BB:1654:A:H2'	23:BB:1655:A:H8	1.66	0.61
23:BB:2095:A:H2'	23:BB:2096:C:C6	2.35	0.61
23:BB:2212:A:H1'	23:BB:2213:U:H3	1.65	0.61
23:BB:2257:U:O2'	23:BB:2258:C:H5'	2.01	0.61
23:BB:2385:C:H2'	23:BB:2386:A:C8	2.35	0.61
23:BB:2646:C:H2'	23:BB:2647:U:O4'	1.99	0.61
23:BB:2704:C:H2'	23:BB:2705:A:O4'	1.99	0.61
23:BB:2840:C:OP1	42:BN:50:PRO:HA	2.01	0.61
23:BB:2895:G:H2'	23:BB:2896:C:H6	1.65	0.61
25:BC:77:VAL:HG23	25:BC:112:GLY:N	2.14	0.61
29:BE:18:THR:HG22	29:BE:106:LYS:NZ	2.15	0.61
40:BH:75:LEU:HB3	40:BH:78:VAL:CG2	2.30	0.61
23:BB:571:U:H3'	49:BR:80:ARG:HH12	1.66	0.61
46:BU:35:VAL:HB	46:BU:38:ILE:CG2	2.30	0.61
35:BV:29:ILE:HG13	35:BV:88:HIS:HE1	1.64	0.61
52:BW:39:GLN:HG3	52:BW:42:THR:HB	1.82	0.61
1:CA:1134:G:C2	1:CA:1135:U:H1'	2.35	0.61
1:CA:370:C:O2'	1:CA:371:A:H5'	2.00	0.61
1:CA:634:C:H2'	1:CA:635:A:H8	1.64	0.61
1:CA:662:U:O2'	1:CA:836:G:H5''	2.01	0.61
4:CE:156:ARG:HD2	7:CH:42:GLU:O	2.01	0.61
15:CP:26:ASN:ND2	15:CP:31:ARG:HB3	2.15	0.61
23:DB:1240:U:O2'	23:DB:1241:A:H5''	2.01	0.61
23:DB:2149:U:H2'	23:DB:2150:C:C6	2.36	0.61
23:DB:2229:U:H2'	23:DB:2230:G:H8	1.66	0.61
23:DB:2810:A:H2'	23:DB:2811:G:O4'	1.99	0.61
23:DB:654:A:C2'	23:DB:655:A:H5''	2.31	0.61
29:DE:46:GLN:HB2	29:DE:87:ALA:O	1.99	0.61

Continued on next page...

Continued from previous page...

Atom-1	Atom-2	Interatomic distance (Å)	Clash overlap (Å)
40:DH:24:GLY:O	40:DH:28:ASN:HB2	2.01	0.61
44:DQ:65:ASN:HB2	44:DQ:75:TYR:HB2	1.81	0.61
1:AA:1000:A:H2'	1:AA:1001:C:C6	2.36	0.61
1:AA:243:A:H4'	1:AA:244:U:H5'	1.82	0.61
3:AD:104:MET:SD	3:AD:179:GLY:HA3	2.41	0.61
3:AD:58:GLN:O	3:AD:62:ARG:HG2	2.01	0.61
21:AU:42:THR:HB	21:AU:46:ARG:NE	2.15	0.61
23:BB:1219:U:H2'	23:BB:1220:G:H8	1.65	0.61
23:BB:1276:A:O2'	23:BB:1277:G:H5'	2.00	0.61
23:BB:2722:G:H2'	23:BB:2723:C:C6	2.35	0.61
23:BB:806:C:O2'	23:BB:807:U:H5'	2.00	0.61
48:BG:9:VAL:HG12	48:BG:11:PRO:HD3	1.81	0.61
41:BJ:64:VAL:O	41:BJ:68:LYS:HD2	1.99	0.61
41:BJ:72:LYS:HG3	41:BJ:89:PHE:HB2	1.83	0.61
37:BL:95:LEU:HB2	37:BL:101:ILE:HG13	1.82	0.61
1:CA:474:G:H2'	1:CA:475:C:C6	2.35	0.61
1:CA:493:A:H5'	1:CA:494:G:OP2	2.00	0.61
31:D0:38:LEU:HD13	31:D0:41:HIS:NE2	2.16	0.61
53:D6:7:TYR:CZ	53:D6:160:GLU:HG2	2.36	0.61
23:DB:1405:U:H2'	23:DB:1406:U:C6	2.36	0.61
23:DB:144:A:H2'	23:DB:145:C:C6	2.35	0.61
23:DB:570:G:H2'	23:DB:2030:A:N7	2.16	0.61
29:DE:102:ARG:HD3	29:DE:201:ALA:H	1.66	0.61
52:DW:23:LYS:NZ	52:DW:24:ARG:HG3	2.16	0.61
10:AK:80:ASN:HD22	10:AK:80:ASN:H	1.49	0.61
13:AN:60:ARG:HE	13:AN:62:ARG:HG2	1.66	0.61
15:AP:59:HIS:O	15:AP:63:GLN:HG3	2.01	0.61
53:B6:90:LEU:HB3	53:B6:101:ILE:HG21	1.83	0.61
23:BB:1046:A:H4'	23:BB:1047:G:H5''	1.83	0.61
23:BB:593:U:H2'	23:BB:594:U:C6	2.35	0.61
47:BF:72:SER:HB2	47:BF:80:GLN:H	1.65	0.61
42:BN:9:GLN:O	42:BN:17:ARG:HD3	2.00	0.61
28:BP:88:ARG:HB2	28:BP:112:ARG:NH1	2.16	0.61
28:BP:50:ARG:HB2	28:BP:56:SER:CB	2.30	0.61
50:BT:40:LYS:HG2	50:BT:60:THR:HG23	1.83	0.61
35:BV:4:ILE:HB	35:BV:63:ILE:HA	1.82	0.61
52:BW:59:PHE:CE2	52:BW:61:LYS:HD2	2.34	0.61
1:CA:1132:C:H2'	1:CA:1133:G:C8	2.36	0.61
1:CA:266:G:O2'	1:CA:267:C:H3'	2.01	0.61
1:CA:999:C:H2'	1:CA:1000:A:C8	2.35	0.61
7:CH:8:ASP:O	7:CH:12:ARG:HB2	2.01	0.61

Continued on next page...

Continued from previous page...

Atom-1	Atom-2	Interatomic distance (Å)	Clash overlap (Å)
23:DB:1812:U:H2'	23:DB:1813:G:C8	2.36	0.61
23:DB:1947:C:H2'	23:DB:1948:G:H8	1.66	0.61
23:DB:627:A:H62	37:DL:112:LEU:HD23	1.65	0.61
26:DD:154:LYS:H	26:DD:154:LYS:HD3	1.65	0.61
27:DK:71:ARG:HB3	27:DK:72:PRO:CD	2.26	0.61
38:DM:58:LYS:HD2	38:DM:58:LYS:N	2.16	0.61
42:DN:37:THR:HB	42:DN:40:LYS:HG3	1.82	0.61
49:DR:31:GLU:H	49:DR:63:VAL:CG2	2.12	0.61
46:DU:24:VAL:HA	46:DU:35:VAL:HA	1.83	0.61
1:AA:1521:C:H2'	1:AA:1522:U:C6	2.36	0.61
1:AA:272:C:H2'	1:AA:273:U:H6	1.66	0.61
1:AA:434:U:H3'	1:AA:435:A:H8	1.66	0.61
8:AI:61:ASP:C	8:AI:62:LEU:HD13	2.21	0.61
1:AA:707:U:H4'	10:AK:21:HIS:CD2	2.36	0.61
2:AC:25:THR:HG23	13:AN:75:LYS:HD3	1.83	0.61
16:AQ:79:GLU:HG3	16:AQ:80:LYS:NZ	2.15	0.61
23:BB:2341:G:H2'	23:BB:2342:C:C6	2.35	0.61
23:BB:458:G:H22	23:BB:469:G:H2'	1.65	0.61
23:BB:581:C:H2'	23:BB:582:A:H8	1.64	0.61
23:BB:836:G:H2'	23:BB:837:C:C6	2.35	0.61
23:BB:873:C:H2'	23:BB:874:G:H8	1.66	0.61
23:BB:947:A:H2'	23:BB:948:C:C6	2.35	0.61
23:BB:967:U:H2'	23:BB:968:C:C6	2.36	0.61
27:BK:99:ILE:H	27:BK:118:LEU:HD23	1.66	0.61
35:BV:70:ILE:HD13	35:BV:71:LYS:N	2.15	0.61
1:CA:524:G:H2'	1:CA:525:C:C6	2.36	0.61
1:CA:672:U:H2'	1:CA:673:A:C8	2.36	0.61
8:CI:49:GLN:NE2	8:CI:79:ARG:HH11	1.98	0.61
12:CM:30:LYS:HG3	12:CM:40:GLU:OE2	2.01	0.61
13:CN:12:ARG:HD3	13:CN:58:ARG:HB3	1.82	0.61
18:CS:14:LEU:HD22	18:CS:34:SER:OG	2.01	0.61
19:CT:79:THR:O	19:CT:82:ILE:HG13	2.01	0.61
53:D6:30:THR:C	53:D6:32:ARG:N	2.54	0.61
22:DA:5:U:H2'	22:DA:6:G:H8	1.66	0.61
23:DB:1387:A:H2'	23:DB:1388:G:C8	2.36	0.61
23:DB:184:C:H2'	23:DB:185:G:H8	1.66	0.61
23:DB:2415:G:C4'	37:DL:66:PHE:HB2	2.31	0.61
23:DB:2728:U:H2'	23:DB:2729:G:C8	2.36	0.61
23:DB:878:A:H5'	23:DB:900:A:H61	1.65	0.61
48:DG:15:ASP:HB3	48:DG:26:LYS:N	2.13	0.61
49:DR:49:ILE:HD13	49:DR:51:VAL:O	2.01	0.61

Continued on next page...

Continued from previous page...

Atom-1	Atom-2	Interatomic distance (Å)	Clash overlap (Å)
45:DS:18:ARG:HB3	45:DS:76:VAL:CG2	2.31	0.61
23:DB:139:U:C2	50:DT:1:MET:HB3	2.36	0.61
50:DT:25:GLU:OE1	50:DT:30:ILE:HA	2.01	0.61
51:DZ:70:GLU:O	51:DZ:72:ARG:N	2.33	0.61
1:AA:1460:C:H2'	1:AA:1461:G:C8	2.36	0.60
1:AA:1527:U:H2'	1:AA:1528:U:C6	2.36	0.60
1:AA:17:U:O2'	1:AA:18:C:H5'	2.01	0.60
2:AC:40:GLN:HG3	2:AC:41:TYR:H	1.66	0.60
10:AK:95:THR:HG23	10:AK:96:ILE:N	2.15	0.60
12:AM:22:TYR:HB3	12:AM:69:ARG:CZ	2.31	0.60
53:B6:93:SER:OG	53:B6:100:TYR:HB2	2.01	0.60
23:BB:131:A:H2'	23:BB:132:G:H8	1.66	0.60
23:BB:1523:U:H5''	23:BB:1524:G:C8	2.36	0.60
23:BB:1131:G:N2	23:BB:2024:G:H21	1.99	0.60
23:BB:2292:U:H2'	23:BB:2293:G:H8	1.66	0.60
23:BB:2730:C:H2'	23:BB:2731:G:H8	1.66	0.60
23:BB:2734:A:H2'	23:BB:2735:G:H5'	1.81	0.60
23:BB:871:U:H2'	23:BB:872:U:H6	1.66	0.60
29:BE:37:ALA:C	29:BE:39:ALA:H	2.04	0.60
40:BH:4:ILE:HG13	40:BH:18:GLN:HB2	1.82	0.60
40:BH:24:GLY:O	40:BH:28:ASN:HB2	2.01	0.60
27:BK:58:LEU:N	27:BK:58:LEU:HD23	2.16	0.60
37:BL:56:PRO:O	37:BL:59:ARG:HB2	2.01	0.60
1:CA:1169:A:H2'	1:CA:1170:A:C8	2.36	0.60
1:CA:1241:G:H2'	1:CA:1242:G:H8	1.66	0.60
1:CA:1521:C:H2'	1:CA:1522:U:C6	2.36	0.60
20:CB:93:HIS:CD2	20:CB:145:ASN:HB3	2.36	0.60
10:CK:80:ASN:CB	10:CK:105:ARG:HB3	2.30	0.60
12:CM:43:LYS:O	12:CM:46:GLU:HG3	2.01	0.60
14:CO:77:ARG:O	14:CO:81:LEU:HB2	2.01	0.60
1:CA:719:C:H2'	17:CR:38:ILE:HD11	1.83	0.60
34:D3:49:VAL:CG2	34:D3:54:LEU:HD13	2.31	0.60
23:DB:1125:G:C5'	32:D4:37:GLN:HE21	2.14	0.60
23:DB:1381:G:H2'	23:DB:1382:G:H5'	1.83	0.60
23:DB:1599:U:H2'	23:DB:1600:C:C6	2.34	0.60
23:DB:1657:U:H4'	26:DD:138:LEU:HB3	1.83	0.60
23:DB:506:G:H1'	23:DB:507:A:C8	2.36	0.60
23:DB:828:U:H4'	23:DB:831:G:N1	2.16	0.60
26:DD:113:SER:CB	26:DD:168:GLU:H	2.13	0.60
26:DD:79:LEU:HD22	26:DD:79:LEU:N	2.16	0.60
41:DJ:72:LYS:HG3	41:DJ:89:PHE:HB2	1.83	0.60

Continued on next page...

Continued from previous page...

Atom-1	Atom-2	Interatomic distance (Å)	Clash overlap (Å)
27:DK:41:ILE:HG13	27:DK:42:THR:H	1.65	0.60
50:DT:68:LYS:O	50:DT:69:ARG:HB2	1.98	0.60
10:AK:33:ILE:HG12	10:AK:69:CYS:SG	2.41	0.60
13:AN:50:LEU:N	13:AN:51:PRO:HD2	2.16	0.60
53:B6:131:ASN:O	53:B6:135:GLU:HG3	2.00	0.60
53:B6:28:LEU:O	53:B6:37:LEU:HD13	2.01	0.60
53:B6:57:THR:N	53:B6:69:GLN:O	2.34	0.60
23:BB:1097:U:H2'	23:BB:1098:A:H5'	1.83	0.60
23:BB:664:G:H2'	23:BB:665:U:H6	1.66	0.60
25:BC:221:GLY:C	25:BC:223:ALA:H	2.03	0.60
26:BD:133:THR:HG23	26:BD:134:HIS:N	2.15	0.60
29:BE:148:ILE:HD13	29:BE:187:VAL:CG2	2.31	0.60
47:BF:12:VAL:O	47:BF:16:MET:HG2	2.01	0.60
27:BK:113:MET:HE1	27:BK:116:ILE:HD11	1.84	0.60
23:BB:670:A:H5''	37:BL:42:SER:HB2	1.82	0.60
51:BZ:70:GLU:O	51:BZ:72:ARG:N	2.34	0.60
1:CA:243:A:H4'	1:CA:244:U:H5'	1.82	0.60
1:CA:462:G:H2'	1:CA:463:U:C6	2.36	0.60
1:CA:919:A:O2'	1:CA:920:U:H5'	2.01	0.60
6:CG:77:ARG:HG3	6:CG:79:VAL:HG23	1.82	0.60
12:CM:22:TYR:HB3	12:CM:69:ARG:NH2	2.16	0.60
13:CN:50:LEU:N	13:CN:51:PRO:HD2	2.16	0.60
15:CP:60:TRP:HB3	15:CP:65:ALA:HB2	1.83	0.60
53:D6:134:ARG:HH22	53:D6:135:GLU:HG2	1.66	0.60
23:DB:1100:C:H2'	23:DB:1101:U:H6	1.65	0.60
23:DB:1442:U:H2'	23:DB:1443:U:C6	2.35	0.60
23:DB:2814:A:H2'	23:DB:2815:C:H6	1.66	0.60
23:DB:477:A:H2'	23:DB:478:A:C8	2.36	0.60
26:DD:124:ARG:HA	26:DD:165:MET:CE	2.31	0.60
41:DJ:64:VAL:HG22	41:DJ:68:LYS:HD2	1.82	0.60
27:DK:7:MET:SD	27:DK:20:MET:HB2	2.40	0.60
38:DM:37:GLY:HA3	38:DM:127:LYS:HZ2	1.63	0.60
42:DN:72:ASP:O	42:DN:75:ILE:HG13	2.01	0.60
46:DU:60:LYS:HA	46:DU:60:LYS:HE2	1.83	0.60
35:DV:1:MET:CE	35:DV:2:PHE:H	2.13	0.60
1:AA:16:A:O2'	1:AA:17:U:H5'	2.00	0.60
1:AA:493:A:H5'	1:AA:494:G:OP2	2.01	0.60
2:AC:61:LYS:O	2:AC:96:VAL:HB	2.01	0.60
8:AI:26:LYS:N	8:AI:61:ASP:HB2	2.15	0.60
6:AG:147:ASN:CA	10:AK:55:ARG:HH21	2.12	0.60
11:AL:81:ILE:HG23	11:AL:94:TYR:HB3	1.83	0.60

Continued on next page...

Continued from previous page...

Atom-1	Atom-2	Interatomic distance (Å)	Clash overlap (Å)
23:BB:172:A:H2'	23:BB:173:A:H8	1.66	0.60
23:BB:1873:G:O2'	23:BB:1874:C:H5'	2.01	0.60
23:BB:962:G:N2	23:BB:2250:G:H22	1.99	0.60
23:BB:2787:C:C1'	26:BD:63:PRO:HG3	2.31	0.60
23:BB:654:A:H2'	23:BB:655:A:H5''	1.83	0.60
26:BD:182:ALA:O	26:BD:184:ARG:HG2	2.01	0.60
23:BB:616:A:H4'	29:BE:101:TYR:CE2	2.37	0.60
47:BF:62:GLN:HE22	47:BF:90:LEU:HD13	1.66	0.60
26:BD:10:GLY:HA2	28:BP:4:ILE:HD11	1.83	0.60
45:BS:72:THR:CG2	45:BS:108:SER:HB3	2.31	0.60
1:CA:390:U:H2'	1:CA:391:G:H8	1.65	0.60
1:CA:636:U:H2'	1:CA:637:C:C6	2.35	0.60
2:CC:61:LYS:O	2:CC:96:VAL:HB	2.01	0.60
3:CD:171:GLU:O	3:CD:179:GLY:HA2	2.01	0.60
11:CL:81:ILE:HG23	11:CL:94:TYR:HB3	1.83	0.60
27:DK:118:LEU:O	27:DK:120:PRO:HD2	2.00	0.60
27:DK:72:PRO:O	27:DK:74:GLY:N	2.34	0.60
52:DW:23:LYS:O	52:DW:66:VAL:HB	2.00	0.60
13:AN:60:ARG:O	13:AN:62:ARG:N	2.35	0.60
23:BB:1440:U:H2'	23:BB:1441:G:C8	2.37	0.60
23:BB:1593:A:H2'	23:BB:1594:U:C6	2.36	0.60
23:BB:2415:G:H4'	37:BL:66:PHE:HB2	1.83	0.60
23:BB:2553:G:H2'	23:BB:2554:U:C4'	2.32	0.60
23:BB:2633:G:H2'	23:BB:2634:A:O4'	2.01	0.60
23:BB:2841:C:H2'	23:BB:2842:G:C8	2.36	0.60
23:BB:374:A:N6	23:BB:400:G:H1'	2.16	0.60
29:BE:30:GLN:O	29:BE:30:GLN:HG2	2.01	0.60
49:BR:14:VAL:HG22	49:BR:15:SER:N	2.16	0.60
45:BS:31:GLN:O	45:BS:35:ILE:HG12	2.02	0.60
45:BS:33:LEU:HG	45:BS:51:LEU:HD23	1.82	0.60
30:BY:37:ARG:HE	30:BY:37:ARG:HA	1.66	0.60
5:CF:81:ASN:OD1	5:CF:83:ALA:HB3	2.00	0.60
6:CG:110:ARG:HD2	6:CG:122:GLU:HB2	1.82	0.60
8:CI:48:ARG:O	8:CI:52:GLU:HG2	2.01	0.60
16:CQ:31:PRO:O	16:CQ:32:ILE:HB	2.01	0.60
1:CA:1313:U:OP1	18:CS:6:LYS:HD3	2.01	0.60
19:CT:19:HIS:O	19:CT:23:ARG:HG2	1.99	0.60
53:D6:73:GLN:HG3	53:D6:74:ASN:H	1.67	0.60
23:DB:1433:A:H2'	23:DB:1434:A:O4'	2.01	0.60
23:DB:1866:A:H2'	23:DB:1867:G:O4'	2.01	0.60
23:DB:1889:A:H2'	23:DB:1890:A:C8	2.35	0.60

Continued on next page...

Continued from previous page...

Atom-1	Atom-2	Interatomic distance (Å)	Clash overlap (Å)
23:DB:2819:G:H2'	23:DB:2821:A:N7	2.15	0.60
23:DB:30:G:H4'	23:DB:1215:G:H5'	1.84	0.60
23:DB:968:C:H2'	23:DB:969:G:C8	2.36	0.60
25:DC:245:THR:O	25:DC:247:TRP:N	2.35	0.60
25:DC:77:VAL:HG23	25:DC:112:GLY:N	2.16	0.60
22:DA:42:C:C5	47:DF:65:LEU:HD22	2.36	0.60
27:DK:99:ILE:HG12	27:DK:115:ILE:HG13	1.82	0.60
44:DQ:108:LEU:HA	49:DR:48:LYS:HD3	1.82	0.60
35:DV:44:HIS:CE1	35:DV:85:LYS:HB2	2.36	0.60
39:DX:24:GLU:O	39:DX:28:LEU:HG	2.01	0.60
1:AA:1302:C:OP2	12:AM:16:ILE:HD11	2.01	0.60
1:AA:412:A:H1'	1:AA:413:G:H8	1.67	0.60
5:AF:17:GLN:O	5:AF:21:MET:HG3	2.02	0.60
5:AF:81:ASN:OD1	5:AF:83:ALA:HB3	2.02	0.60
6:AG:77:ARG:HG3	6:AG:79:VAL:HG23	1.83	0.60
9:AJ:51:VAL:CG2	13:AN:80:ARG:HB2	2.31	0.60
9:AJ:55:PRO:HA	13:AN:80:ARG:HH21	1.66	0.60
12:AM:78:ARG:CZ	12:AM:78:ARG:HB3	2.31	0.60
14:AO:8:THR:O	14:AO:12:VAL:HG23	2.01	0.60
19:AT:67:HIS:ND1	19:AT:68:LYS:HG2	2.16	0.60
23:BB:1501:G:O2'	23:BB:1502:A:H5'	2.02	0.60
23:BB:184:C:H2'	23:BB:185:G:C8	2.36	0.60
23:BB:2135:A:H3'	23:BB:2136:G:H8	1.66	0.60
23:BB:673:C:H5''	29:BE:76:PRO:HD2	1.84	0.60
23:BB:1076:C:H4'	24:BI:94:LYS:NZ	2.17	0.60
44:BQ:91:ARG:HB2	49:BR:11:GLN:OE1	2.01	0.60
31:B0:21:LEU:HD12	45:BS:19:LEU:O	2.01	0.60
23:BB:141:G:N1	50:BT:2:ILE:HD12	2.13	0.60
51:BZ:64:ILE:O	51:BZ:68:LEU:HG	2.02	0.60
1:CA:1461:G:H2'	1:CA:1462:C:H6	1.65	0.60
1:CA:1530:G:HO2'	1:CA:1531:A:H8	1.49	0.60
1:CA:662:U:H2'	1:CA:663:A:C8	2.36	0.60
1:CA:806:C:H2'	1:CA:807:A:C8	2.36	0.60
18:CS:10:ILE:HG22	18:CS:38:THR:H	1.65	0.60
36:D2:22:MET:SD	36:D2:28:ARG:HG2	2.42	0.60
23:DB:2253:G:H22	53:D6:151:GLU:CD	2.03	0.60
53:D6:35:PRO:HB2	53:D6:58:VAL:O	2.01	0.60
53:D6:45:TYR:CZ	53:D6:75:ALA:HB2	2.36	0.60
23:DB:443:A:H1'	23:DB:1201:U:O4'	2.02	0.60
23:DB:2788:C:H2'	23:DB:2789:C:C6	2.36	0.60
26:DD:133:THR:HG23	26:DD:134:HIS:N	2.16	0.60

Continued on next page...

Continued from previous page...

Atom-1	Atom-2	Interatomic distance (Å)	Clash overlap (Å)
26:DD:31:ALA:HA	26:DD:97:SER:HA	1.83	0.60
27:DK:99:ILE:H	27:DK:118:LEU:HD23	1.65	0.60
44:DQ:91:ARG:CZ	49:DR:11:GLN:H	2.15	0.60
23:DB:2386:A:C2	52:DW:38:ARG:HB3	2.35	0.60
1:AA:1162:C:H2'	1:AA:1163:A:H8	1.65	0.60
1:AA:1347:G:C8	8:AI:108:ARG:HB3	2.36	0.60
1:AA:1513:A:H2'	1:AA:1514:G:C8	2.36	0.60
1:AA:401:C:H2'	1:AA:402:G:C8	2.35	0.60
1:AA:404:G:OP1	3:AD:114:ARG:HD3	2.01	0.60
20:AB:65:LYS:HB2	20:AB:158:ASP:H	1.66	0.60
20:AB:101:THR:HG22	20:AB:174:GLU:OE1	2.01	0.60
11:AL:98:ARG:HH21	11:AL:104:SER:C	2.04	0.60
36:B2:26:ASN:O	36:B2:30:VAL:HG23	2.01	0.60
53:B6:15:GLN:HB3	53:B6:16:LYS:NZ	2.16	0.60
53:B6:38:LEU:O	53:B6:41:LEU:HB2	2.01	0.60
23:BB:170:U:H2'	23:BB:171:U:C6	2.36	0.60
23:BB:2147:A:H5'	23:BB:2148:G:H4'	1.82	0.60
23:BB:2151:U:H2'	23:BB:2152:G:H8	1.66	0.60
23:BB:2693:G:H2'	23:BB:2694:G:H8	1.65	0.60
23:BB:441:U:H2'	23:BB:442:G:H8	1.65	0.60
23:BB:776:G:H4'	23:BB:777:G:O5'	2.02	0.60
25:BC:245:THR:O	25:BC:247:TRP:N	2.35	0.60
26:BD:79:LEU:N	26:BD:79:LEU:HD22	2.16	0.60
41:BJ:63:ALA:HA	41:BJ:69:ARG:HH12	1.67	0.60
1:AA:1464:U:P	28:BP:108:ARG:HH22	2.24	0.60
44:BQ:104:ALA:HA	49:BR:46:GLU:CD	2.22	0.60
44:BQ:83:LYS:NZ	44:BQ:83:LYS:HA	2.17	0.60
46:BU:35:VAL:HB	46:BU:38:ILE:HB	1.83	0.60
46:BU:35:VAL:HB	46:BU:38:ILE:HG21	1.83	0.60
1:CA:1302:C:OP2	12:CM:16:ILE:HD11	2.00	0.60
1:CA:1513:A:H2'	1:CA:1514:G:C8	2.36	0.60
1:CA:833:G:H2'	1:CA:834:U:C6	2.36	0.60
12:CM:22:TYR:HB3	12:CM:69:ARG:CZ	2.31	0.60
36:D2:3:ARG:NE	36:D2:3:ARG:HA	2.15	0.60
23:DB:2283:C:H5''	23:DB:2389:G:O2'	2.02	0.60
23:DB:558:U:O3'	41:DJ:111:LYS:HE2	2.01	0.60
29:DE:149:ILE:HG23	29:DE:188:MET:HA	1.83	0.60
48:DG:84:LYS:HG3	48:DG:132:LEU:N	2.16	0.60
27:DK:70:ARG:HB3	27:DK:76:VAL:HG22	1.84	0.60
49:DR:58:VAL:HG22	49:DR:59:ILE:H	1.67	0.60
52:DW:51:GLY:HA3	52:DW:59:PHE:HB2	1.84	0.60

Continued on next page...

Continued from previous page...

Atom-1	Atom-2	Interatomic distance (Å)	Clash overlap (Å)
30:DY:12:ALA:HA	30:DY:15:ARG:HD3	1.82	0.60
1:AA:190:A:H2'	1:AA:191:G:O4'	2.02	0.60
1:AA:844:G:C2'	1:AA:845:A:H8	2.14	0.60
20:AB:40:ILE:HD13	20:AB:201:GLY:HA2	1.84	0.60
5:AF:86:ARG:CZ	17:AR:63:TYR:HB3	2.31	0.60
53:B6:167:GLU:O	53:B6:170:ALA:HB3	2.01	0.60
23:BB:1778:U:H2'	23:BB:1784:A:N6	2.17	0.60
23:BB:2666:C:O4'	23:BB:2666:C:O2	2.20	0.60
23:BB:27:G:H1'	23:BB:513:A:H61	1.66	0.60
23:BB:845:A:C2	23:BB:847:U:H1'	2.37	0.60
48:BG:61:TRP:HE3	48:BG:61:TRP:HA	1.67	0.60
52:BW:23:LYS:O	52:BW:66:VAL:HB	2.02	0.60
1:CA:313:A:H2'	1:CA:314:C:C6	2.37	0.60
1:CA:763:G:H2'	1:CA:764:C:C6	2.37	0.60
3:CD:77:GLU:HG3	3:CD:81:LEU:HG	1.84	0.60
9:CJ:6:ILE:HB	9:CJ:76:ILE:HD11	1.83	0.60
21:CU:3:ILE:CD1	21:CU:19:LYS:HA	2.31	0.60
22:DA:75:G:H1'	35:DV:29:ILE:HG12	1.83	0.60
23:DB:1395:A:H4'	23:DB:1397:U:C5	2.37	0.60
23:DB:1853:A:N1	23:DB:2087:G:H1'	2.16	0.60
23:DB:878:A:H1'	23:DB:899:A:N6	2.17	0.60
48:DG:10:VAL:HG12	48:DG:10:VAL:O	2.00	0.60
49:DR:2:TYR:CB	49:DR:42:ALA:HB2	2.32	0.60
45:DS:33:LEU:HG	45:DS:51:LEU:HD23	1.83	0.60
1:AA:1057:G:H4'	2:AC:196:GLY:H	1.66	0.60
1:AA:1306:A:N6	1:AA:1331:G:H1'	2.16	0.60
3:AD:16:THR:HG22	3:AD:17:ASP:N	2.17	0.60
3:AD:22:SER:H	3:AD:109:THR:HG22	1.67	0.60
6:AG:58:LEU:HD23	6:AG:58:LEU:H	1.66	0.60
13:AN:26:LEU:O	13:AN:30:ILE:N	2.34	0.60
10:AK:126:ARG:HB2	21:AU:33:ARG:HD2	1.84	0.60
34:B3:49:VAL:CG2	34:B3:54:LEU:HD13	2.31	0.60
22:BA:91:C:H2'	22:BA:92:C:H6	1.66	0.60
23:BB:2066:C:O2'	23:BB:2067:G:H5'	2.01	0.60
23:BB:2339:C:H2'	23:BB:2340:A:C8	2.36	0.60
23:BB:2502:G:H5'	23:BB:2503:A:C5'	2.31	0.60
23:BB:2528:U:HO2'	23:BB:2529:G:H3'	1.66	0.60
23:BB:594:U:H2'	23:BB:595:C:H6	1.66	0.60
23:BB:855:G:O2'	52:BW:23:LYS:HD3	2.02	0.60
25:BC:16:VAL:N	25:BC:203:VAL:HG12	2.17	0.60
46:BU:21:ARG:HD3	46:BU:72:PHE:CD2	2.37	0.60

Continued on next page...

Continued from previous page...

Atom-1	Atom-2	Interatomic distance (Å)	Clash overlap (Å)
46:BU:60:LYS:HA	46:BU:60:LYS:HE2	1.84	0.60
30:BY:8:GLN:HG2	30:BY:31:ILE:HA	1.83	0.60
1:CA:1000:A:H2'	1:CA:1001:C:C6	2.36	0.60
1:CA:1480:A:H2'	1:CA:1481:U:C6	2.37	0.60
20:CB:124:THR:HG23	20:CB:124:THR:O	2.00	0.60
3:CD:89:LEU:CD2	3:CD:199:ILE:HD11	2.31	0.60
7:CH:87:ARG:H	7:CH:90:GLU:HB2	1.65	0.60
8:CI:26:LYS:N	8:CI:61:ASP:HB2	2.17	0.60
33:D1:8:ILE:CD1	33:D1:51:ALA:HA	2.31	0.60
23:DB:1098:A:H3'	24:DI:3:LYS:CB	2.30	0.60
23:DB:141:G:O6	50:DT:2:ILE:HD12	2.01	0.60
23:DB:2292:U:H2'	23:DB:2293:G:C8	2.37	0.60
25:DC:123:ILE:HD13	25:DC:135:PRO:HG2	1.83	0.60
25:DC:16:VAL:H	25:DC:203:VAL:HG12	1.67	0.60
46:DU:41:VAL:HG22	46:DU:60:LYS:O	2.02	0.60
52:DW:39:GLN:HG3	52:DW:42:THR:HB	1.82	0.60
39:DX:3:ALA:O	39:DX:6:LEU:HB2	2.02	0.60
1:AA:17:U:H2'	1:AA:18:C:H6	1.66	0.60
1:AA:880:C:H2'	1:AA:881:G:H8	1.65	0.60
3:AD:171:GLU:O	3:AD:179:GLY:HA2	2.02	0.60
4:AE:156:ARG:CA	4:AE:158:LYS:HZ3	2.09	0.60
7:AH:47:ASP:CG	7:AH:48:PHE:H	2.05	0.60
12:AM:22:TYR:HB3	12:AM:69:ARG:NH2	2.17	0.60
23:BB:1104:C:H2'	23:BB:1105:U:H6	1.67	0.60
23:BB:1274:A:N3	23:BB:1297:C:H1'	2.16	0.60
23:BB:1922:G:N7	55:BB:3111:LLL:H221	2.16	0.60
23:BB:2060:A:H3'	29:BE:63:LYS:HZ1	1.67	0.60
23:BB:2514:U:H2'	23:BB:2515:C:C6	2.37	0.60
47:BF:109:ARG:HB3	47:BF:135:ILE:CD1	2.30	0.60
41:BJ:38:GLY:O	41:BJ:43:GLU:HB2	2.02	0.60
45:BS:5:ALA:HB3	45:BS:54:ALA:HB2	1.81	0.60
46:BU:65:GLN:HB2	46:BU:68:ASN:HD22	1.67	0.60
23:BB:2269:G:H4'	52:BW:19:ARG:HH12	1.67	0.60
1:CA:1057:G:H4'	2:CC:196:GLY:H	1.67	0.60
1:CA:272:C:H2'	1:CA:273:U:H6	1.67	0.60
31:D0:43:THR:HG23	31:D0:47:TYR:O	2.01	0.60
53:D6:154:THR:O	53:D6:157:ALA:HB3	2.02	0.60
23:DB:1098:A:P	24:DI:3:LYS:HG2	2.41	0.60
23:DB:1139:G:O2'	23:DB:1140:C:H5'	2.02	0.60
23:DB:1219:U:H2'	23:DB:1220:G:C8	2.36	0.60
23:DB:1324:G:H1'	23:DB:1616:A:C6	2.37	0.60

Continued on next page...

Continued from previous page...

Atom-1	Atom-2	Interatomic distance (Å)	Clash overlap (Å)
23:DB:1505:A:H2'	23:DB:1506:U:H6	1.67	0.60
23:DB:2332:C:H1'	23:DB:2336:A:N7	2.16	0.60
23:DB:2514:U:H2'	23:DB:2515:C:C6	2.37	0.60
23:DB:967:U:H2'	23:DB:968:C:C6	2.37	0.60
47:DF:110:ILE:CG2	47:DF:113:PHE:HB3	2.31	0.60
41:DJ:19:ASP:HA	41:DJ:57:LEU:HB3	1.82	0.60
41:DJ:59:ALA:C	41:DJ:61:LYS:H	2.05	0.60
38:DM:17:ASN:HD21	38:DM:95:LEU:HG	1.65	0.60
14:AO:77:ARG:O	14:AO:81:LEU:HB2	2.01	0.60
15:AP:60:TRP:HB3	15:AP:65:ALA:HB2	1.84	0.60
53:B6:15:GLN:HB3	53:B6:16:LYS:HZ2	1.66	0.60
23:BB:1270:C:H5''	23:BB:1271:G:H5'	1.84	0.60
23:BB:1387:A:H2'	23:BB:1388:G:H8	1.66	0.60
23:BB:2637:U:OP1	26:BD:83:ARG:HD3	2.00	0.60
38:BM:37:GLY:HA3	38:BM:127:LYS:HZ3	1.66	0.60
1:AA:1432:G:H5'	28:BP:105:LYS:HG2	1.82	0.60
44:BQ:79:ILE:HA	44:BQ:82:LEU:HD12	1.84	0.60
49:BR:63:VAL:HA	49:BR:95:ASP:O	2.02	0.60
51:BZ:71:LEU:O	51:BZ:74:ARG:HG2	2.01	0.60
1:CA:1001:C:H2'	1:CA:1002:G:C8	2.37	0.60
1:CA:215:C:H2'	1:CA:216:U:H6	1.67	0.60
1:CA:410:G:P	3:CD:25:ARG:HE	2.24	0.60
1:CA:73:C:H2'	1:CA:74:A:H8	1.67	0.60
3:CD:25:ARG:HH11	3:CD:26:ALA:H	1.50	0.60
7:CH:23:ALA:CB	7:CH:61:THR:HA	2.32	0.60
9:CJ:40:ILE:HD12	9:CJ:73:LEU:HB3	1.84	0.60
17:CR:27:THR:HG22	17:CR:31:TYR:HE1	1.67	0.60
23:DB:144:A:H2'	23:DB:145:C:H6	1.67	0.60
23:DB:37:C:O2'	29:DE:45:ALA:HA	2.02	0.60
40:DH:113:SER:H	40:DH:132:PHE:HE1	1.48	0.60
37:DL:56:PRO:O	37:DL:59:ARG:HB2	2.01	0.60
38:DM:50:ARG:O	38:DM:53:MET:HB3	2.01	0.60
43:DO:68:LYS:H	43:DO:102:ARG:HD2	1.67	0.60
45:DS:72:THR:HG21	45:DS:108:SER:HB3	1.84	0.60
2:AC:126:ARG:HH11	2:AC:126:ARG:HA	1.67	0.59
3:AD:52:VAL:HG12	3:AD:198:LEU:HD21	1.84	0.59
3:AD:89:LEU:CD2	3:AD:199:ILE:HD11	2.32	0.59
7:AH:102:VAL:HG12	7:AH:125:ILE:HD12	1.84	0.59
7:AH:8:ASP:O	7:AH:12:ARG:HB2	2.02	0.59
8:AI:5:TYR:CD2	8:AI:88:GLU:HB2	2.37	0.59
18:AS:5:LYS:C	18:AS:6:LYS:HD2	2.22	0.59

Continued on next page...

Continued from previous page...

Atom-1	Atom-2	Interatomic distance (Å)	Clash overlap (Å)
53:B6:45:TYR:O	53:B6:46:TYR:HB2	2.01	0.59
23:BB:1041:G:H2'	23:BB:1042:G:H8	1.67	0.59
23:BB:1722:A:H2'	23:BB:1723:G:H8	1.67	0.59
23:BB:278:A:H2'	23:BB:278:A:N3	2.17	0.59
25:BC:64:VAL:O	25:BC:65:ASP:HB3	2.01	0.59
48:BG:10:VAL:HG21	48:BG:47:ASN:O	2.02	0.59
38:BM:34:LYS:HB3	38:BM:129:THR:HG22	1.84	0.59
23:BB:572:A:P	49:BR:80:ARG:HH22	2.24	0.59
35:BV:44:HIS:CE1	35:BV:85:LYS:HB2	2.37	0.59
1:CA:1030:U:H5'	1:CA:1031:C:N3	2.17	0.59
20:CB:213:LEU:O	20:CB:216:VAL:HG22	2.02	0.59
2:CC:126:ARG:HH11	2:CC:126:ARG:HA	1.67	0.59
10:CK:17:ASP:HA	10:CK:80:ASN:O	2.02	0.59
17:CR:19:GLU:HG3	17:CR:54:LEU:HD12	1.82	0.59
23:DB:1788:C:O2'	23:DB:1789:A:H5'	2.02	0.59
23:DB:2400:G:O2'	23:DB:2401:U:H5'	2.02	0.59
23:DB:2875:C:H2'	23:DB:2876:G:C8	2.36	0.59
23:DB:526:A:N6	23:DB:2626:C:H4'	2.17	0.59
23:DB:854:C:O2'	23:DB:855:G:H5'	2.01	0.59
44:DQ:57:ARG:HH22	44:DQ:92:LYS:HE2	1.67	0.59
30:DY:6:ILE:N	30:DY:6:ILE:HD13	2.17	0.59
1:AA:1465:A:H2'	1:AA:1466:C:C6	2.38	0.59
1:AA:191:G:H2'	1:AA:192:A:H8	1.67	0.59
10:AK:58:THR:HB	10:AK:59:PRO:HD2	1.84	0.59
53:B6:177:GLU:O	53:B6:181:GLN:HG3	2.01	0.59
53:B6:32:ARG:HD3	53:B6:103:ILE:HG23	1.84	0.59
23:BB:1652:A:OP1	42:BN:8:ARG:HD3	2.02	0.59
23:BB:2377:A:H2'	23:BB:2378:A:C8	2.37	0.59
23:BB:2772:C:H2'	23:BB:2773:C:C6	2.38	0.59
23:BB:2776:A:H4'	23:BB:2777:G:H5''	1.84	0.59
23:BB:441:U:H2'	23:BB:442:G:C8	2.37	0.59
23:BB:495:G:H21	45:BS:61:ASN:HD21	1.49	0.59
23:BB:5:A:H2'	23:BB:6:A:C8	2.37	0.59
47:BF:103:ILE:HD11	47:BF:174:PHE:HA	1.83	0.59
48:BG:24:THR:HG22	48:BG:34:ARG:HB3	1.83	0.59
40:BH:83:LYS:HD2	40:BH:91:PHE:CD1	2.37	0.59
27:BK:60:ALA:HA	27:BK:87:LEU:HD23	1.82	0.59
35:BV:61:LEU:O	35:BV:71:LYS:HA	2.01	0.59
1:CA:224:U:H2'	1:CA:225:C:H6	1.66	0.59
3:CD:113:ALA:O	3:CD:117:VAL:HG23	2.02	0.59
4:CE:53:ARG:HH21	4:CE:54:GLU:HG3	1.67	0.59

Continued on next page...

Continued from previous page...

Atom-1	Atom-2	Interatomic distance (Å)	Clash overlap (Å)
1:CA:1314:C:H41	18:CS:3:SER:HB3	1.67	0.59
21:CU:11:PHE:O	21:CU:11:PHE:HD1	1.85	0.59
21:CU:36:PHE:CD2	21:CU:39:LYS:HB2	2.37	0.59
34:D3:24:LYS:NZ	34:D3:28:LEU:HB3	2.17	0.59
32:D4:19:ARG:C	32:D4:21:GLY:H	2.06	0.59
32:D4:25:VAL:O	32:D4:26:ILE:HD13	2.02	0.59
53:D6:18:LEU:O	53:D6:21:LEU:HB3	2.01	0.59
23:DB:1842:G:H2'	23:DB:1843:C:C6	2.37	0.59
23:DB:2292:U:H2'	23:DB:2293:G:H8	1.67	0.59
23:DB:285:G:H2'	23:DB:286:U:O4'	2.03	0.59
23:DB:664:G:H2'	23:DB:665:U:H6	1.67	0.59
26:DD:25:THR:HG21	26:DD:193:VAL:CG2	2.32	0.59
24:DI:112:LYS:O	24:DI:116:MET:HG3	2.02	0.59
24:DI:125:THR:O	24:DI:129:GLU:HG3	2.02	0.59
28:DP:89:GLY:HA2	28:DP:111:GLU:C	2.23	0.59
44:DQ:4:LYS:NZ	44:DQ:7:VAL:HG22	2.16	0.59
44:DQ:9:ALA:C	44:DQ:11:ALA:H	2.05	0.59
49:DR:4:VAL:HG23	49:DR:39:LEU:H	1.66	0.59
23:DB:496:G:H1'	45:DS:61:ASN:ND2	2.17	0.59
50:DT:40:LYS:HG2	50:DT:60:THR:HG23	1.84	0.59
30:DY:37:ARG:HE	30:DY:37:ARG:HA	1.68	0.59
1:AA:939:G:H5''	6:AG:101:ARG:NH1	2.16	0.59
20:AB:49:PHE:O	20:AB:53:LEU:HD13	2.02	0.59
3:AD:77:GLU:HG3	3:AD:81:LEU:HG	1.84	0.59
8:AI:71:ILE:HD12	8:AI:71:ILE:H	1.67	0.59
12:AM:44:ILE:O	12:AM:47:LEU:HB2	2.02	0.59
18:AS:14:LEU:HD22	18:AS:34:SER:OG	2.02	0.59
19:AT:79:THR:O	19:AT:82:ILE:HG13	2.02	0.59
23:BB:1518:C:H2'	23:BB:1519:G:H8	1.66	0.59
23:BB:1441:G:H4'	23:BB:1628:G:OP1	2.03	0.59
23:BB:2653:U:H3'	23:BB:2654:A:H2'	1.83	0.59
23:BB:374:A:H61	23:BB:400:G:H1'	1.67	0.59
23:BB:69:C:O2'	23:BB:70:G:H5'	2.03	0.59
26:BD:31:ALA:HA	26:BD:97:SER:HA	1.85	0.59
47:BF:7:TYR:HA	47:BF:11:VAL:CG2	2.33	0.59
24:BI:109:ALA:HB1	24:BI:124:MET:HG3	1.84	0.59
27:BK:118:LEU:O	27:BK:120:PRO:HD2	2.01	0.59
44:BQ:63:ARG:HH21	44:BQ:64:ILE:CD1	2.15	0.59
22:BA:98:G:H1	35:BV:14:LYS:HB2	1.67	0.59
1:CA:541:G:O2'	3:CD:39:GLN:HB3	2.02	0.59
20:CB:120:SER:HA	20:CB:125:PHE:CD2	2.37	0.59

Continued on next page...

Continued from previous page...

Atom-1	Atom-2	Interatomic distance (Å)	Clash overlap (Å)
2:CC:181:ILE:HD12	2:CC:181:ILE:N	2.17	0.59
3:CD:22:SER:H	3:CD:109:THR:HG22	1.67	0.59
3:CD:84:ASN:HD22	4:CE:101:GLY:HA3	1.65	0.59
8:CI:82:ILE:O	8:CI:86:LEU:HD13	2.02	0.59
12:CM:44:ILE:O	12:CM:47:LEU:HB2	2.02	0.59
31:D0:12:ARG:HD2	31:D0:16:ARG:NH1	2.17	0.59
36:D2:3:ARG:CZ	36:D2:3:ARG:HA	2.32	0.59
53:D6:126:ARG:O	53:D6:130:ARG:HG3	2.02	0.59
53:D6:134:ARG:NH2	53:D6:135:GLU:HG2	2.16	0.59
23:DB:2340:A:H2'	23:DB:2341:G:C8	2.37	0.59
23:DB:564:C:H1'	44:DQ:36:GLN:OE1	2.01	0.59
25:DC:64:VAL:O	25:DC:65:ASP:HB3	2.02	0.59
40:DH:18:GLN:HE21	40:DH:39:ALA:HB1	1.67	0.59
50:DT:81:LYS:HG3	50:DT:82:LYS:H	1.67	0.59
46:DU:42:LYS:HG3	46:DU:57:ILE:HG21	1.82	0.59
30:DY:6:ILE:HD13	30:DY:6:ILE:H	1.66	0.59
1:AA:1149:C:H2'	1:AA:1150:A:C8	2.36	0.59
1:AA:1389:C:H2'	1:AA:1390:U:C6	2.38	0.59
4:AE:52:ALA:H	4:AE:58:ALA:HB2	1.66	0.59
53:B6:88:LEU:HD23	53:B6:90:LEU:HD12	1.85	0.59
22:BA:8:C:O2'	43:BO:40:ILE:HD13	2.02	0.59
23:BB:1812:U:H2'	23:BB:1813:G:H8	1.66	0.59
23:BB:2032:G:N2	26:BD:150:GLN:HB3	2.17	0.59
23:BB:19:A:H2'	23:BB:20:C:H6	1.65	0.59
23:BB:2718:G:H4'	28:BP:95:LYS:HB2	1.83	0.59
23:BB:350:G:H2'	23:BB:351:C:O4'	2.02	0.59
23:BB:419:U:H2'	23:BB:420:C:C6	2.37	0.59
23:BB:921:C:H2'	23:BB:922:C:H6	1.67	0.59
26:BD:124:ARG:HA	26:BD:165:MET:CE	2.32	0.59
26:BD:46:ARG:NH1	26:BD:85:ALA:HA	2.17	0.59
23:BB:550:C:OP1	41:BJ:2:LYS:HE3	2.03	0.59
50:BT:50:LEU:HD22	50:BT:50:LEU:H	1.67	0.59
35:BV:1:MET:CE	35:BV:2:PHE:H	2.15	0.59
1:CA:1011:C:H2'	1:CA:1012:A:H8	1.66	0.59
1:CA:1287:A:H2'	1:CA:1288:A:C8	2.37	0.59
1:CA:1521:C:H2'	1:CA:1522:U:H6	1.68	0.59
1:CA:205:A:H2'	1:CA:206:C:C6	2.37	0.59
20:CB:94:ARG:H	20:CB:94:ARG:HE	1.50	0.59
3:CD:104:MET:SD	3:CD:179:GLY:HA3	2.43	0.59
7:CH:28:SER:OG	7:CH:56:PRO:HB2	2.02	0.59
7:CH:47:ASP:CG	7:CH:48:PHE:H	2.06	0.59

Continued on next page...

Continued from previous page...

Atom-1	Atom-2	Interatomic distance (Å)	Clash overlap (Å)
16:CQ:16:MET:HB3	16:CQ:19:SER:HB2	1.83	0.59
19:CT:67:HIS:ND1	19:CT:68:LYS:HG2	2.17	0.59
23:DB:1018:U:O2'	23:DB:1019:U:H5'	2.03	0.59
23:DB:1082:U:O4	23:DB:1086:A:C2	2.56	0.59
23:DB:1726:C:H2'	23:DB:1727:C:C6	2.37	0.59
23:DB:1758:U:O4	23:DB:2695:U:H4'	2.02	0.59
23:DB:2328:A:H2'	23:DB:2329:U:C6	2.37	0.59
25:DC:70:LYS:NZ	25:DC:99:GLU:HB3	2.18	0.59
47:DF:169:LEU:HB3	47:DF:174:PHE:CD1	2.38	0.59
40:DH:118:PRO:O	40:DH:119:ASN:HB3	2.02	0.59
1:CA:1463:U:OP1	28:DP:108:ARG:HD2	2.01	0.59
28:DP:50:ARG:HB2	28:DP:56:SER:CB	2.30	0.59
35:DV:29:ILE:HG13	35:DV:88:HIS:HE1	1.65	0.59
1:AA:462:G:H2'	1:AA:463:U:C6	2.37	0.59
2:AC:126:ARG:NH2	2:AC:191:THR:HG23	2.16	0.59
15:AP:48:GLU:HG3	15:AP:49:GLY:H	1.66	0.59
21:AU:11:PHE:O	21:AU:11:PHE:HD1	1.86	0.59
23:BB:1015:U:H2'	23:BB:1016:G:C8	2.37	0.59
23:BB:1387:A:C4'	23:BB:1469:A:H1'	2.32	0.59
23:BB:275:C:H2'	23:BB:276:U:O4'	2.02	0.59
23:BB:2810:A:H2'	23:BB:2811:G:O4'	2.03	0.59
23:BB:27:G:N2	23:BB:512:G:H2'	2.17	0.59
24:BI:27:LEU:CD2	24:BI:27:LEU:H	2.14	0.59
41:BJ:57:LEU:CG	41:BJ:128:ASN:H	2.16	0.59
44:BQ:51:GLN:HA	44:BQ:54:ARG:HD2	1.85	0.59
44:BQ:63:ARG:HH21	44:BQ:64:ILE:HD13	1.68	0.59
49:BR:5:PHE:O	49:BR:11:GLN:HA	2.01	0.59
49:BR:58:VAL:HG22	49:BR:59:ILE:H	1.66	0.59
46:BU:2:ALA:HB3	46:BU:5:ARG:NH2	2.17	0.59
52:BW:59:PHE:CD2	52:BW:61:LYS:HD2	2.38	0.59
20:CB:86:CYS:HB2	20:CB:221:ARG:NH1	2.17	0.59
15:CP:23:ASP:O	15:CP:26:ASN:HB2	2.03	0.59
17:CR:33:THR:HG23	17:CR:37:LYS:O	2.02	0.59
23:DB:1718:G:H2'	23:DB:1719:G:H8	1.67	0.59
23:DB:2179:C:C2'	23:DB:2179:C:O2	2.51	0.59
23:DB:370:G:O2'	23:DB:423:A:H3'	2.03	0.59
23:DB:401:A:H2'	23:DB:402:A:C8	2.37	0.59
23:DB:559:G:H21	44:DQ:51:GLN:HE22	1.49	0.59
23:DB:664:G:H2'	23:DB:665:U:C6	2.37	0.59
29:DE:30:GLN:HG2	29:DE:30:GLN:O	2.02	0.59
47:DF:92:GLY:HA2	47:DF:95:MET:HE3	1.83	0.59

Continued on next page...

Continued from previous page...

Atom-1	Atom-2	Interatomic distance (Å)	Clash overlap (Å)
41:DJ:43:GLU:O	41:DJ:45:THR:N	2.34	0.59
23:DB:1652:A:OP1	42:DN:8:ARG:HD3	2.03	0.59
28:DP:88:ARG:HB2	28:DP:112:ARG:NH1	2.18	0.59
23:DB:141:G:C6	50:DT:2:ILE:HG21	2.38	0.59
1:AA:104:G:O2'	1:AA:105:G:H5'	2.01	0.59
1:AA:833:G:H2'	1:AA:834:U:C6	2.36	0.59
2:AC:180:ASP:OD1	2:AC:203:LYS:HB2	2.02	0.59
2:AC:70:ALA:HA	2:AC:105:VAL:HG21	1.84	0.59
3:AD:148:ALA:O	3:AD:151:GLN:HB2	2.02	0.59
8:AI:6:TYR:HA	8:AI:18:VAL:O	2.03	0.59
16:AQ:6:THR:HG22	16:AQ:61:ARG:HB3	1.84	0.59
53:B6:18:LEU:O	53:B6:21:LEU:HB3	2.03	0.59
23:BB:1164:C:H2'	23:BB:1165:A:C8	2.38	0.59
23:BB:1716:U:H2'	23:BB:1717:A:C8	2.37	0.59
23:BB:1866:A:H2'	23:BB:1867:G:O4'	2.02	0.59
23:BB:1893:C:H2'	23:BB:1894:C:O4'	2.01	0.59
23:BB:2462:C:H2'	23:BB:2463:C:C6	2.38	0.59
26:BD:106:LYS:O	26:BD:107:VAL:HB	2.03	0.59
26:BD:16:THR:HB	26:BD:18:ASP:OD1	2.03	0.59
47:BF:1:ALA:O	47:BF:4:HIS:HB3	2.03	0.59
48:BG:84:LYS:HG3	48:BG:132:LEU:N	2.18	0.59
38:BM:127:LYS:H	38:BM:127:LYS:HD2	1.67	0.59
23:BB:2881:U:O3'	42:BN:96:ARG:HD3	2.03	0.59
28:BP:89:GLY:HA2	28:BP:111:GLU:C	2.22	0.59
1:CA:1319:A:H4'	1:CA:1320:C:OP1	2.03	0.59
1:CA:191:G:H2'	1:CA:192:A:H8	1.66	0.59
1:CA:207:C:H3'	1:CA:208:U:C6	2.38	0.59
1:CA:844:G:C2'	1:CA:845:A:H8	2.15	0.59
3:CD:52:VAL:HG12	3:CD:198:LEU:HD21	1.85	0.59
4:CE:89:THR:HG21	4:CE:134:ASN:ND2	2.18	0.59
7:CH:76:ARG:HG3	7:CH:77:VAL:N	2.16	0.59
8:CI:6:TYR:HA	8:CI:18:VAL:O	2.03	0.59
23:DB:1339:G:N2	23:DB:1603:A:H1'	2.17	0.59
23:DB:189:G:H2'	23:DB:205:G:N2	2.16	0.59
23:DB:639:U:H2'	23:DB:640:C:C6	2.37	0.59
23:DB:6:A:H2'	23:DB:7:G:H8	1.68	0.59
23:DB:863:A:H2'	23:DB:864:G:H8	1.67	0.59
29:DE:134:LEU:HD21	29:DE:161:ALA:HB2	1.83	0.59
48:DG:38:ASP:CG	48:DG:39:ALA:H	2.06	0.59
37:DL:95:LEU:HB2	37:DL:101:ILE:HG13	1.83	0.59
45:DS:7:HIS:HB3	45:DS:103:ILE:HB	1.85	0.59

Continued on next page...

Continued from previous page...

Atom-1	Atom-2	Interatomic distance (Å)	Clash overlap (Å)
52:DW:47:GLY:HA3	52:DW:80:SER:HB3	1.84	0.59
1:AA:1241:G:H2'	1:AA:1242:G:H8	1.66	0.59
1:AA:251:G:N3	1:AA:266:G:O6	2.36	0.59
1:AA:72:A:H2'	1:AA:73:C:H6	1.68	0.59
20:AB:63:LYS:HG2	20:AB:224:ARG:NH1	2.18	0.59
11:AL:52:CYS:SG	11:AL:66:ILE:HD11	2.43	0.59
18:AS:62:THR:HB	18:AS:64:GLU:OE1	2.02	0.59
21:AU:36:PHE:HD2	21:AU:39:LYS:HD2	1.68	0.59
23:BB:1381:G:C2'	23:BB:1382:G:H5'	2.33	0.59
23:BB:1475:G:H1'	23:BB:1476:U:H5	1.68	0.59
23:BB:1769:U:O2'	23:BB:1770:G:H5'	2.03	0.59
23:BB:2309:A:N6	47:BF:75:GLY:HA3	2.17	0.59
23:BB:2455:G:H2'	23:BB:2456:C:C6	2.38	0.59
23:BB:2484:G:OP1	38:BM:44:ARG:HD3	2.03	0.59
23:BB:2881:U:H2'	23:BB:2882:A:O4'	2.03	0.59
23:BB:823:C:H2'	23:BB:824:U:C6	2.38	0.59
23:BB:969:G:H2'	23:BB:970:U:H6	1.67	0.59
25:BC:159:THR:O	25:BC:194:VAL:HG12	2.02	0.59
29:BE:149:ILE:HG23	29:BE:188:MET:HA	1.85	0.59
29:BE:194:LYS:O	29:BE:197:GLU:HB3	2.03	0.59
23:BB:675:A:H4'	29:BE:60:TRP:CZ2	2.38	0.59
40:BH:75:LEU:HB3	40:BH:78:VAL:HG21	1.84	0.59
24:BI:5:GLN:HG2	24:BI:6:ALA:N	2.17	0.59
27:BK:115:ILE:HG23	27:BK:116:ILE:N	2.17	0.59
43:BO:47:VAL:HG12	43:BO:48:LEU:N	2.18	0.59
44:BQ:60:TRP:O	44:BQ:64:ILE:HG12	2.01	0.59
49:BR:40:MET:O	49:BR:41:ILE:HD13	2.03	0.59
51:BZ:35:SER:CA	51:BZ:50:ARG:HA	2.32	0.59
1:CA:1070:U:H2'	1:CA:1071:C:C6	2.37	0.59
1:CA:840:C:C2	1:CA:842:U:H4'	2.37	0.59
2:CC:126:ARG:NH2	2:CC:191:THR:HG23	2.18	0.59
23:DB:1043:C:H2'	23:DB:1044:C:O4'	2.02	0.59
23:DB:1099:G:C8	24:DI:3:LYS:HB2	2.37	0.59
23:DB:1387:A:C4'	23:DB:1469:A:H1'	2.33	0.59
23:DB:581:C:H2'	23:DB:582:A:H8	1.67	0.59
23:DB:636:G:H3'	37:DL:128:THR:HG21	1.83	0.59
23:DB:904:G:H2'	23:DB:905:A:C8	2.37	0.59
48:DG:6:ALA:HB3	48:DG:68:ARG:HG3	1.85	0.59
40:DH:119:ASN:OD1	40:DH:121:VAL:HG13	2.03	0.59
28:DP:31:VAL:O	28:DP:32:VAL:HB	2.02	0.59
46:DU:98:ASN:OD1	46:DU:100:GLU:HB2	2.02	0.59

Continued on next page...

Continued from previous page...

Atom-1	Atom-2	Interatomic distance (Å)	Clash overlap (Å)
35:DV:80:HIS:HB3	35:DV:83:LYS:O	2.03	0.59
30:DY:16:LEU:CD2	30:DY:16:LEU:H	2.12	0.59
23:DB:928:A:O2'	30:DY:37:ARG:HD3	2.03	0.59
1:AA:93:U:C3'	1:AA:94:G:H4'	2.33	0.59
1:AA:1074:G:H4'	20:AB:102:ASN:HB2	1.85	0.59
53:B6:25:LEU:HD22	53:B6:179:LYS:HG2	1.85	0.59
23:BB:1013:C:H2'	23:BB:1014:A:C8	2.37	0.59
23:BB:121:G:H2'	23:BB:122:G:H8	1.67	0.59
23:BB:394:C:O2'	23:BB:395:U:H5'	2.03	0.59
23:BB:848:C:H2'	23:BB:849:A:C8	2.37	0.59
47:BF:101:ARG:CZ	47:BF:138:PRO:HB2	2.33	0.59
27:BK:41:ILE:HG13	27:BK:42:THR:H	1.68	0.59
23:BB:661:A:H1'	37:BL:12:SER:O	2.01	0.59
43:BO:70:ALA:O	43:BO:74:VAL:HG23	2.02	0.59
44:BQ:35:PHE:C	44:BQ:37:ALA:H	2.06	0.59
51:BZ:35:SER:HB3	51:BZ:50:ARG:HG3	1.84	0.59
1:CA:376:G:H2'	1:CA:377:G:H8	1.68	0.59
1:CA:401:C:H2'	1:CA:402:G:H8	1.67	0.59
1:CA:713:G:H2'	1:CA:714:G:C8	2.38	0.59
2:CC:86:LEU:O	2:CC:90:VAL:HG23	2.02	0.59
1:CA:939:G:H5''	6:CG:101:ARG:NH1	2.17	0.59
8:CI:56:MET:SD	8:CI:57:VAL:N	2.76	0.59
16:CQ:45:VAL:HG11	16:CQ:60:ILE:HG21	1.84	0.59
16:CQ:66:LEU:HD13	16:CQ:70:LYS:HG2	1.84	0.59
23:DB:1015:U:H2'	23:DB:1016:G:C8	2.38	0.59
23:DB:30:G:H2'	23:DB:31:C:H6	1.67	0.59
23:DB:950:G:H2'	23:DB:951:C:C6	2.38	0.59
25:DC:66:PHE:HB2	25:DC:150:GLY:O	2.02	0.59
43:DO:15:ARG:HH21	43:DO:95:SER:CB	2.15	0.59
44:DQ:26:ALA:HB1	44:DQ:30:VAL:HB	1.84	0.59
50:DT:50:LEU:HD22	50:DT:50:LEU:H	1.68	0.59
30:DY:8:GLN:HG2	30:DY:31:ILE:HA	1.84	0.59
20:AB:57:ASN:HB2	20:AB:223:GLY:HA3	1.85	0.59
8:AI:29:ILE:HA	8:AI:64:ILE:HB	1.85	0.59
13:AN:23:ARG:O	13:AN:26:LEU:HD22	2.02	0.59
53:B6:43:VAL:O	53:B6:49:HIS:HA	2.03	0.59
23:BB:1082:U:C2	23:BB:1086:A:C6	2.91	0.59
23:BB:1842:G:H2'	23:BB:1843:C:H6	1.66	0.59
23:BB:2010:G:H5''	45:BS:42:LYS:HB2	1.85	0.59
23:BB:2657:A:O2'	48:BG:159:LYS:NZ	2.36	0.59
23:BB:780:G:H21	23:BB:783:A:H62	1.49	0.59

Continued on next page...

Continued from previous page...

Atom-1	Atom-2	Interatomic distance (Å)	Clash overlap (Å)
23:BB:950:G:H2'	23:BB:951:C:H6	1.67	0.59
25:BC:80:LEU:HD11	25:BC:109:LEU:HG	1.84	0.59
25:BC:149:LYS:HG2	25:BC:152:GLN:NE2	2.18	0.59
29:BE:134:LEU:O	29:BE:138:LEU:HG	2.03	0.59
23:BB:321:U:H4'	29:BE:159:LEU:O	2.03	0.59
48:BG:6:ALA:HB3	48:BG:68:ARG:HG3	1.85	0.59
40:BH:128:HIS:HE1	40:BH:130:VAL:HG13	1.68	0.59
42:BN:12:ARG:HG3	42:BN:13:ASN:H	1.67	0.59
39:BX:29:ARG:HG2	50:BT:12:ARG:HH21	1.67	0.59
1:CA:191:G:H2'	1:CA:192:A:C8	2.38	0.59
1:CA:549:C:H2'	1:CA:550:G:C8	2.37	0.59
20:CB:63:LYS:HG2	20:CB:224:ARG:HH12	1.67	0.59
6:CG:109:LYS:HE2	6:CG:109:LYS:HA	1.83	0.59
10:CK:75:GLU:H	10:CK:75:GLU:CD	2.06	0.59
13:CN:23:ARG:O	13:CN:26:LEU:HD22	2.02	0.59
16:CQ:8:GLN:HB3	16:CQ:59:GLU:HB2	1.84	0.59
18:CS:27:LYS:HG3	18:CS:28:LYS:HD2	1.84	0.59
23:DB:1654:A:H2'	23:DB:1655:A:C8	2.38	0.59
23:DB:1656:C:H2'	23:DB:1657:U:H6	1.67	0.59
23:DB:1826:G:H2'	23:DB:1827:U:C6	2.37	0.59
23:DB:2016:U:H1'	31:D0:2:VAL:HG11	1.85	0.59
23:DB:2019:A:H2	23:DB:2035:G:H22	1.48	0.59
23:DB:2512:C:H2'	23:DB:2513:A:O4'	2.02	0.59
23:DB:315:G:H2'	23:DB:316:C:C6	2.38	0.59
23:DB:575:A:O2'	23:DB:576:U:H5'	2.02	0.59
25:DC:173:LEU:HD13	25:DC:173:LEU:H	1.67	0.59
23:DB:321:U:H1'	29:DE:162:ARG:NH1	2.18	0.59
47:DF:7:TYR:HA	47:DF:11:VAL:CG2	2.32	0.59
28:DP:31:VAL:HG12	28:DP:38:ARG:O	2.02	0.59
44:DQ:109:VAL:HG12	44:DQ:113:LYS:HE3	1.83	0.59
46:DU:85:ARG:NE	46:DU:85:ARG:HA	2.16	0.59
1:AA:1001:C:H2'	1:AA:1002:G:C8	2.38	0.59
1:AA:865:A:H2'	1:AA:866:C:C6	2.38	0.59
33:B1:3:GLY:O	33:B1:4:ILE:HG12	2.03	0.59
53:B6:57:THR:O	53:B6:68:VAL:HA	2.03	0.59
53:B6:75:ALA:O	53:B6:79:ILE:HG13	2.03	0.59
23:BB:1469:A:H2'	23:BB:1470:A:C8	2.37	0.59
23:BB:1505:A:H2'	23:BB:1506:U:H6	1.68	0.59
23:BB:2547:A:H2'	23:BB:2548:U:C6	2.38	0.59
29:BE:108:ILE:O	29:BE:108:ILE:HD13	2.03	0.59
23:BB:322:A:OP1	29:BE:162:ARG:HB3	2.02	0.59

Continued on next page...

Continued from previous page...

Atom-1	Atom-2	Interatomic distance (Å)	Clash overlap (Å)
47:BF:102:LEU:HD13	47:BF:102:LEU:C	2.23	0.59
47:BF:71:LYS:O	47:BF:72:SER:HB3	2.01	0.59
42:BN:12:ARG:HG2	42:BN:16:HIS:ND1	2.18	0.59
44:BQ:9:ALA:C	44:BQ:11:ALA:H	2.06	0.59
44:BQ:30:VAL:HG12	44:BQ:33:VAL:HG22	1.84	0.59
46:BU:21:ARG:HD3	46:BU:72:PHE:CG	2.37	0.59
46:BU:72:PHE:HA	46:BU:78:LYS:O	2.03	0.59
1:CA:1343:G:H2'	1:CA:1344:C:H6	1.68	0.59
1:CA:706:A:C4'	10:CK:30:ILE:HD11	2.33	0.59
11:CL:106:VAL:HG23	11:CL:116:TYR:HB3	1.85	0.59
21:CU:24:LYS:HD2	21:CU:25:ALA:N	2.18	0.59
23:DB:1716:U:H2'	23:DB:1717:A:C8	2.38	0.59
23:DB:1871:A:H2'	23:DB:1872:A:C8	2.38	0.59
23:DB:2070:A:H2'	23:DB:2071:A:C8	2.37	0.59
23:DB:587:C:N3	37:DL:33:ARG:NH2	2.50	0.59
23:DB:599:A:O2'	23:DB:600:G:H5'	2.03	0.59
47:DF:102:LEU:C	47:DF:102:LEU:HD13	2.23	0.59
41:DJ:30:THR:HG23	41:DJ:31:GLU:H	1.68	0.59
41:DJ:64:VAL:O	41:DJ:68:LYS:HD2	2.03	0.59
37:DL:93:ASN:O	37:DL:95:LEU:N	2.36	0.59
1:AA:1314:C:H2'	1:AA:1315:U:C6	2.38	0.58
2:AC:182:ASP:HB2	2:AC:203:LYS:HE2	1.85	0.58
2:AC:126:ARG:HH22	2:AC:190:THR:HG23	1.67	0.58
3:AD:152:SER:O	3:AD:155:LYS:HG2	2.03	0.58
1:AA:410:G:P	3:AD:25:ARG:HE	2.26	0.58
10:AK:24:ALA:HA	10:AK:29:THR:CG2	2.31	0.58
15:AP:75:ILE:HG22	15:AP:80:LYS:HG3	1.84	0.58
23:BB:1327:A:H2'	23:BB:1328:A:O4'	2.03	0.58
23:BB:1930:G:H22	23:BB:1969:A:P	2.26	0.58
23:BB:494:G:OP1	45:BS:8:ARG:HD3	2.03	0.58
23:BB:3:U:H2'	23:BB:4:U:C6	2.38	0.58
23:BB:93:G:H2'	23:BB:94:A:O4'	2.01	0.58
26:BD:107:VAL:H	26:BD:205:PRO:HA	1.68	0.58
47:BF:90:LEU:C	47:BF:91:ARG:HD3	2.24	0.58
40:BH:125:THR:HB	40:BH:146:VAL:HB	1.84	0.58
40:BH:31:VAL:O	40:BH:33:GLN:N	2.36	0.58
28:BP:31:VAL:O	28:BP:32:VAL:HB	2.03	0.58
39:BX:52:ARG:O	39:BX:55:THR:HB	2.02	0.58
1:CA:709:U:H2'	1:CA:710:G:H8	1.68	0.58
20:CB:101:THR:HG22	20:CB:174:GLU:OE1	2.03	0.58
1:CA:437:U:H1'	3:CD:115:GLN:NE2	2.17	0.58

Continued on next page...

Continued from previous page...

Atom-1	Atom-2	Interatomic distance (Å)	Clash overlap (Å)
11:CL:86:VAL:HB	11:CL:89:LEU:HB2	1.85	0.58
13:CN:52:ARG:HH11	13:CN:58:ARG:HH21	1.51	0.58
13:CN:71:GLY:O	13:CN:79:SER:HA	2.04	0.58
18:CS:62:THR:HB	18:CS:64:GLU:OE1	2.03	0.58
21:CU:16:ARG:CZ	21:CU:19:LYS:HE2	2.33	0.58
31:D0:8:THR:HG23	31:D0:11:LYS:H	1.67	0.58
23:DB:2027:G:O2'	23:DB:2028:U:H5'	2.03	0.58
23:DB:2144:G:C2	23:DB:2146:C:H5'	2.38	0.58
23:DB:2228:G:H2'	23:DB:2229:U:C6	2.37	0.58
23:DB:419:U:H2'	23:DB:420:C:C6	2.38	0.58
23:DB:783:A:H8	23:DB:784:G:H4'	1.67	0.58
23:DB:1491:G:H5'	25:DC:97:ASP:OD1	2.03	0.58
26:DD:141:ARG:O	26:DD:141:ARG:HG3	2.03	0.58
29:DE:175:ILE:HD11	29:DE:180:LEU:HD11	1.85	0.58
48:DG:10:VAL:HG21	48:DG:47:ASN:O	2.03	0.58
41:DJ:38:GLY:O	41:DJ:43:GLU:HB2	2.03	0.58
41:DJ:44:TYR:O	41:DJ:45:THR:HB	2.03	0.58
38:DM:19:GLY:N	38:DM:38:ARG:HH22	2.01	0.58
42:DN:12:ARG:HG3	42:DN:13:ASN:H	1.67	0.58
28:DP:24:THR:O	28:DP:25:VAL:HG22	2.03	0.58
50:DT:2:ILE:N	50:DT:2:ILE:HD13	2.18	0.58
1:AA:194:C:O2'	1:AA:195:A:H5'	2.03	0.58
8:AI:82:ILE:O	8:AI:86:LEU:HD13	2.03	0.58
23:BB:1291:C:O2'	23:BB:1292:G:H5'	2.02	0.58
23:BB:2007:U:O2'	23:BB:2008:C:H5'	2.03	0.58
23:BB:2329:U:H2'	23:BB:2330:G:C8	2.39	0.58
23:BB:921:C:H2'	23:BB:922:C:C6	2.38	0.58
47:BF:87:LYS:HG3	47:BF:88:VAL:H	1.67	0.58
43:BO:58:ILE:O	43:BO:62:LEU:HD23	2.03	0.58
50:BT:15:HIS:O	50:BT:16:VAL:C	2.42	0.58
50:BT:81:LYS:HG3	50:BT:82:LYS:H	1.67	0.58
52:BW:46:ALA:HB2	52:BW:78:PHE:HD1	1.66	0.58
1:CA:1234:C:H1'	1:CA:1364:U:O2	2.03	0.58
1:CA:1250:A:H2'	1:CA:1251:A:H8	1.68	0.58
1:CA:1420:U:H2'	1:CA:1421:G:C8	2.39	0.58
1:CA:1527:U:H2'	1:CA:1528:U:C6	2.37	0.58
1:CA:236:A:H2'	1:CA:237:G:H8	1.68	0.58
1:CA:452:A:H2'	1:CA:453:G:O4'	2.02	0.58
13:CN:60:ARG:HE	13:CN:62:ARG:HG2	1.68	0.58
16:CQ:25:GLU:HB3	16:CQ:38:LYS:HD3	1.83	0.58
16:CQ:80:LYS:CE	16:CQ:80:LYS:H	2.14	0.58

Continued on next page...

Continued from previous page...

Atom-1	Atom-2	Interatomic distance (Å)	Clash overlap (Å)
12:CM:78:ARG:HH22	18:CS:64:GLU:HB2	1.67	0.58
23:DB:1317:G:H2'	23:DB:1318:U:O4'	2.03	0.58
23:DB:135:U:H2'	23:DB:136:G:H8	1.65	0.58
23:DB:2187:U:H2'	23:DB:2188:U:C5	2.39	0.58
23:DB:2353:G:N3	52:DW:30:VAL:HG13	2.18	0.58
23:DB:2572:A:OP2	26:DD:151:THR:HB	2.03	0.58
23:DB:2772:C:H2'	23:DB:2773:C:H6	1.68	0.58
23:DB:2881:U:H2'	23:DB:2882:A:O4'	2.02	0.58
23:DB:848:C:H2'	23:DB:849:A:C8	2.37	0.58
25:DC:94:LEU:HD13	25:DC:100:ARG:HD2	1.85	0.58
47:DF:64:PRO:HA	47:DF:88:VAL:CG2	2.33	0.58
44:DQ:10:ARG:HB2	44:DQ:10:ARG:CZ	2.31	0.58
49:DR:63:VAL:HA	49:DR:95:ASP:O	2.03	0.58
3:AD:22:SER:HB2	3:AD:109:THR:HG22	1.86	0.58
10:AK:45:THR:HG23	10:AK:48:GLY:HA3	1.84	0.58
11:AL:35:ARG:HH11	11:AL:35:ARG:HA	1.69	0.58
12:AM:30:LYS:HG3	12:AM:40:GLU:OE2	2.04	0.58
32:B4:25:VAL:O	32:B4:26:ILE:HD13	2.03	0.58
23:BB:1061:U:H4'	23:BB:1070:A:O3'	2.03	0.58
23:BB:131:A:H2'	23:BB:132:G:C8	2.38	0.58
23:BB:1354:A:H2'	23:BB:1355:G:O4'	2.03	0.58
23:BB:1387:A:H2'	23:BB:1388:G:C8	2.37	0.58
23:BB:1683:U:H2'	23:BB:1684:G:C8	2.38	0.58
23:BB:182:A:O2'	23:BB:183:C:H5'	2.03	0.58
23:BB:2369:A:O2'	23:BB:2370:G:H5'	2.02	0.58
23:BB:2528:U:O2'	23:BB:2529:G:H3'	2.03	0.58
26:BD:141:ARG:O	26:BD:142:VAL:HG13	2.04	0.58
26:BD:25:THR:HG21	26:BD:193:VAL:CG2	2.34	0.58
40:BH:116:ARG:CG	40:BH:131:SER:HB2	2.30	0.58
24:BI:91:LYS:HB2	24:BI:94:LYS:HD2	1.84	0.58
38:BM:19:GLY:N	38:BM:38:ARG:HH22	2.02	0.58
44:BQ:10:ARG:CZ	44:BQ:10:ARG:HB2	2.32	0.58
49:BR:4:VAL:HG23	49:BR:39:LEU:H	1.68	0.58
45:BS:18:ARG:HB3	45:BS:76:VAL:CG2	2.33	0.58
1:CA:1239:A:H4'	1:CA:1240:U:H5'	1.85	0.58
1:CA:18:C:H4'	1:CA:1078:U:O2	2.03	0.58
1:CA:236:A:H2'	1:CA:237:G:C8	2.38	0.58
1:CA:501:C:H2'	1:CA:502:A:H8	1.66	0.58
1:CA:73:C:H2'	1:CA:74:A:C8	2.38	0.58
1:CA:812:G:H2'	1:CA:812:G:N3	2.18	0.58
5:CF:42:TRP:HE1	5:CF:61:LEU:HD23	1.66	0.58

Continued on next page...

Continued from previous page...

Atom-1	Atom-2	Interatomic distance (Å)	Clash overlap (Å)
19:CT:43:LYS:HD3	19:CT:43:LYS:N	2.19	0.58
53:D6:110:ARG:O	53:D6:114:LEU:HD13	2.04	0.58
53:D6:33:ALA:HA	53:D6:103:ILE:CD1	2.23	0.58
23:DB:2028:U:H2'	23:DB:2029:G:C8	2.38	0.58
23:DB:632:A:H2'	23:DB:633:A:C8	2.38	0.58
23:DB:5:A:H2'	23:DB:6:A:H8	1.69	0.58
23:DB:987:C:H2'	23:DB:988:A:O4'	2.04	0.58
26:DD:33:ARG:NE	26:DD:74:GLU:HB3	2.17	0.58
29:DE:109:LEU:HD13	29:DE:180:LEU:HD13	1.85	0.58
47:DF:134:GLN:NE2	47:DF:136:ILE:HD13	2.18	0.58
27:DK:19:VAL:HB	27:DK:41:ILE:HD11	1.85	0.58
45:DS:5:ALA:HB3	45:DS:54:ALA:HB2	1.83	0.58
46:DU:65:GLN:HB2	46:DU:68:ASN:HD22	1.68	0.58
46:DU:21:ARG:HD3	46:DU:72:PHE:CG	2.38	0.58
1:AA:1250:A:H2'	1:AA:1251:A:H8	1.65	0.58
1:AA:237:G:H2'	1:AA:238:A:H8	1.68	0.58
1:AA:237:G:H5''	16:AQ:26:ARG:NH2	2.18	0.58
3:AD:160:LEU:H	3:AD:160:LEU:CD1	2.13	0.58
4:AE:53:ARG:HH21	4:AE:54:GLU:HG3	1.66	0.58
12:AM:3:ILE:HA	12:AM:56:ARG:HH11	1.68	0.58
13:AN:20:PHE:CD1	13:AN:24:ALA:HB2	2.38	0.58
31:B0:43:THR:HG23	31:B0:47:TYR:O	2.03	0.58
23:BB:1041:G:H2'	23:BB:1042:G:C8	2.38	0.58
23:BB:1210:G:H5'	23:BB:1212:G:H5'	1.85	0.58
23:BB:1571:A:H2'	23:BB:1572:A:C8	2.39	0.58
23:BB:1599:U:H2'	23:BB:1600:C:C6	2.37	0.58
23:BB:2569:G:O2'	23:BB:2570:G:H5'	2.03	0.58
23:BB:2835:A:H61	23:BB:2878:U:H2'	1.68	0.58
23:BB:297:G:OP1	46:BU:91:LYS:HD3	2.02	0.58
23:BB:966:G:HO2'	23:BB:2267:A:H2	1.52	0.58
26:BD:175:LEU:HD21	26:BD:191:GLY:O	2.03	0.58
38:BM:58:LYS:HD2	38:BM:58:LYS:N	2.17	0.58
42:BN:37:THR:OG1	42:BN:40:LYS:HE2	2.02	0.58
1:CA:1307:U:H2'	1:CA:1308:U:C6	2.39	0.58
3:CD:152:SER:O	3:CD:155:LYS:HG2	2.03	0.58
4:CE:52:ALA:N	4:CE:58:ALA:HB2	2.17	0.58
14:CO:8:THR:O	14:CO:12:VAL:HG23	2.03	0.58
14:CO:70:LEU:HD12	14:CO:78:TYR:HB2	1.85	0.58
21:CU:16:ARG:NH1	21:CU:19:LYS:HE2	2.18	0.58
53:D6:115:VAL:HG13	53:D6:180:GLU:HG2	1.84	0.58
53:D6:44:GLU:HG2	53:D6:49:HIS:CE1	2.38	0.58

Continued on next page...

Continued from previous page...

Atom-1	Atom-2	Interatomic distance (Å)	Clash overlap (Å)
23:DB:1001:A:H2'	23:DB:1002:G:O4'	2.04	0.58
23:DB:161:A:C3'	23:DB:162:U:H5''	2.29	0.58
23:DB:2602:A:H3'	23:DB:2602:A:OP1	2.03	0.58
23:DB:2872:A:O2'	23:DB:2873:A:H5''	2.03	0.58
23:DB:2834:G:H1'	23:DB:2883:A:H61	1.68	0.58
23:DB:2899:A:H2'	23:DB:2900:A:C8	2.37	0.58
23:DB:693:A:H2'	23:DB:694:U:C6	2.38	0.58
23:DB:857:G:O2'	23:DB:858:G:H5'	2.03	0.58
24:DI:2:LYS:NZ	24:DI:2:LYS:HB3	2.19	0.58
1:AA:658:C:O2'	1:AA:659:U:H5'	2.03	0.58
20:AB:221:ARG:HH11	20:AB:221:ARG:HB3	1.68	0.58
20:AB:47:PRO:O	20:AB:51:GLU:HB2	2.03	0.58
1:AA:1298:U:H2'	6:AG:113:LYS:NZ	2.18	0.58
9:AJ:44:THR:HG23	9:AJ:69:THR:O	2.03	0.58
17:AR:37:LYS:NZ	21:AU:22:CYS:HB2	2.18	0.58
17:AR:52:ARG:HB3	17:AR:56:ARG:NH2	2.18	0.58
53:B6:4:LYS:O	53:B6:7:TYR:HB2	2.03	0.58
23:BB:179:C:H2'	23:BB:180:G:O4'	2.03	0.58
23:BB:460:A:H4'	50:BT:72:GLN:CB	2.31	0.58
23:BB:506:G:H5''	23:BB:509:C:O2'	2.04	0.58
23:BB:624:C:O2'	23:BB:657:U:H5''	2.03	0.58
25:BC:173:LEU:H	25:BC:173:LEU:HD13	1.68	0.58
29:BE:126:VAL:HG22	29:BE:133:LEU:HD12	1.84	0.58
22:BA:42:C:C5	47:BF:65:LEU:HD22	2.37	0.58
48:BG:38:ASP:CG	48:BG:39:ALA:H	2.07	0.58
41:BJ:59:ALA:C	41:BJ:61:LYS:H	2.06	0.58
41:BJ:98:GLU:CD	41:BJ:98:GLU:H	2.06	0.58
44:BQ:107:ALA:HB1	49:BR:48:LYS:HE2	1.85	0.58
44:BQ:65:ASN:O	44:BQ:69:ARG:HB2	2.04	0.58
35:BV:80:HIS:HB3	35:BV:83:LYS:O	2.03	0.58
1:CA:1384:C:H2'	1:CA:1385:G:H8	1.68	0.58
1:CA:16:A:O2'	1:CA:17:U:H5'	2.04	0.58
1:CA:358:U:H2'	1:CA:359:G:H8	1.68	0.58
1:CA:412:A:H1'	1:CA:413:G:H8	1.68	0.58
12:CM:78:ARG:HB3	12:CM:78:ARG:CZ	2.33	0.58
13:CN:60:ARG:O	13:CN:62:ARG:N	2.37	0.58
14:CO:14:GLU:HB3	14:CO:84:ARG:HH22	1.68	0.58
32:D4:15:LYS:O	32:D4:16:ILE:CB	2.50	0.58
23:DB:1085:A:H1'	23:DB:1105:U:H1'	1.86	0.58
23:DB:1438:U:H2'	23:DB:1439:A:O4'	2.04	0.58
23:DB:1594:U:H2'	23:DB:1595:C:C6	2.39	0.58

Continued on next page...

Continued from previous page...

Atom-1	Atom-2	Interatomic distance (Å)	Clash overlap (Å)
23:DB:2153:C:H2'	23:DB:2154:A:H8	1.67	0.58
23:DB:2732:G:H5'	23:DB:2733:A:O4'	2.02	0.58
48:DG:120:ILE:HG13	48:DG:140:ILE:HG22	1.85	0.58
40:DH:27:ARG:H	40:DH:31:VAL:CG2	2.16	0.58
24:DI:108:ILE:HG22	24:DI:128:ILE:HD13	1.85	0.58
44:DQ:79:ILE:O	44:DQ:79:ILE:HD13	2.03	0.58
1:AA:1287:A:H2'	1:AA:1288:A:C8	2.38	0.58
1:AA:1390:U:H2'	1:AA:1391:U:H6	1.69	0.58
1:AA:355:C:O2'	1:AA:356:A:H5'	2.03	0.58
1:AA:599:C:O2'	1:AA:600:A:H5'	2.02	0.58
1:AA:602:A:O2'	1:AA:603:U:H5'	2.04	0.58
1:AA:923:A:H2'	1:AA:924:C:C6	2.37	0.58
12:AM:85:TYR:HA	12:AM:88:LEU:HD12	1.86	0.58
32:B4:15:LYS:O	32:B4:16:ILE:CB	2.51	0.58
53:B6:123:GLU:HA	53:B6:126:ARG:NH1	2.17	0.58
23:BB:1678:A:H2'	23:BB:1679:A:O4'	2.03	0.58
23:BB:251:A:H2'	23:BB:252:G:O4'	2.04	0.58
23:BB:2531:A:H5''	48:BG:156:TYR:CZ	2.38	0.58
25:BC:94:LEU:HA	25:BC:100:ARG:HA	1.86	0.58
29:BE:189:THR:O	29:BE:193:VAL:HG23	2.03	0.58
47:BF:163:GLU:HA	47:BF:166:ARG:HH11	1.69	0.58
40:BH:130:VAL:O	40:BH:131:SER:C	2.42	0.58
37:BL:93:ASN:O	37:BL:95:LEU:N	2.36	0.58
38:BM:68:PHE:CG	38:BM:69:PRO:HD2	2.38	0.58
44:BQ:91:ARG:HH22	49:BR:10:LYS:HB3	1.68	0.58
49:BR:38:VAL:O	49:BR:53:PHE:HB3	2.03	0.58
1:CA:251:G:N3	1:CA:266:G:O6	2.36	0.58
1:CA:714:G:H2'	1:CA:715:A:C8	2.39	0.58
1:CA:920:U:H2'	1:CA:921:U:H6	1.68	0.58
3:CD:16:THR:HG22	3:CD:17:ASP:N	2.19	0.58
11:CL:49:ARG:HG2	11:CL:89:LEU:HD21	1.85	0.58
53:D6:60:ALA:HA	53:D6:66:LEU:HD12	1.85	0.58
53:D6:73:GLN:HG3	53:D6:74:ASN:N	2.18	0.58
23:DB:1082:U:C2	23:DB:1086:A:C6	2.91	0.58
23:DB:1219:U:H2'	23:DB:1220:G:H8	1.69	0.58
23:DB:145:C:H2'	23:DB:146:A:H8	1.68	0.58
23:DB:2283:C:H2'	23:DB:2284:A:H5'	1.85	0.58
23:DB:2860:A:H8	23:DB:2860:A:O5'	1.87	0.58
23:DB:383:C:H5''	23:DB:385:C:OP2	2.03	0.58
23:DB:704:G:H2'	23:DB:726:G:N2	2.12	0.58
47:DF:71:LYS:O	47:DF:72:SER:HB3	2.02	0.58

Continued on next page...

Continued from previous page...

Atom-1	Atom-2	Interatomic distance (Å)	Clash overlap (Å)
48:DG:9:VAL:HG12	48:DG:11:PRO:HD3	1.85	0.58
40:DH:124:THR:HG23	40:DH:128:HIS:CE1	2.39	0.58
40:DH:96:THR:HG23	40:DH:97:ARG:N	2.18	0.58
27:DK:116:ILE:HD12	27:DK:117:SER:N	2.18	0.58
44:DQ:79:ILE:HA	44:DQ:82:LEU:HD12	1.84	0.58
1:AA:1239:A:H4'	1:AA:1240:U:H5'	1.84	0.58
1:AA:1382:C:H4'	6:AG:78:ARG:HH21	1.68	0.58
1:AA:1521:C:H2'	1:AA:1522:U:H6	1.67	0.58
1:AA:272:C:H2'	1:AA:273:U:C6	2.38	0.58
1:AA:376:G:OP1	15:AP:5:ARG:HB2	2.04	0.58
1:AA:470:C:H2'	1:AA:471:U:C6	2.39	0.58
1:AA:672:U:H2'	1:AA:673:A:C8	2.38	0.58
1:AA:793:U:O2	1:AA:1516:G:H4'	2.04	0.58
2:AC:139:ASN:O	2:AC:143:LEU:HD23	2.04	0.58
4:AE:132:PRO:O	4:AE:136:VAL:HG12	2.03	0.58
11:AL:14:LYS:HG2	11:AL:15:VAL:N	2.19	0.58
17:AR:38:ILE:HG22	17:AR:58:ILE:HG21	1.86	0.58
31:B0:38:LEU:HD13	31:B0:41:HIS:NE2	2.18	0.58
34:B3:41:ARG:HG3	34:B3:44:ARG:HH22	1.68	0.58
23:BB:1407:G:H2'	23:BB:1408:G:H8	1.69	0.58
23:BB:2354:C:H4'	52:BW:31:LEU:HD22	1.85	0.58
23:BB:2680:U:OP2	26:BD:114:LYS:HD3	2.03	0.58
23:BB:477:A:H2'	23:BB:478:A:H8	1.66	0.58
23:BB:633:A:O5'	23:BB:633:A:H8	1.87	0.58
23:BB:904:G:H2'	23:BB:905:A:C8	2.38	0.58
25:BC:18:VAL:HG11	25:BC:202:ARG:HD2	1.84	0.58
25:BC:75:ALA:HB1	25:BC:93:VAL:HG22	1.85	0.58
47:BF:101:ARG:NH1	47:BF:138:PRO:HB2	2.18	0.58
43:BO:68:LYS:H	43:BO:102:ARG:HD2	1.67	0.58
44:BQ:15:LYS:HD2	44:BQ:16:ILE:HD12	1.84	0.58
44:BQ:91:ARG:CZ	49:BR:11:GLN:H	2.16	0.58
23:BB:922:C:H1'	52:BW:22:VAL:CG2	2.33	0.58
1:CA:425:G:H2'	1:CA:426:U:C6	2.38	0.58
1:CA:715:A:H2'	1:CA:716:A:C8	2.38	0.58
1:CA:922:G:H2'	1:CA:923:A:C8	2.38	0.58
10:CK:91:GLY:O	10:CK:95:THR:HG22	2.03	0.58
17:CR:38:ILE:HG22	17:CR:58:ILE:HG21	1.86	0.58
1:CA:1314:C:H3'	18:CS:5:LYS:NZ	2.18	0.58
34:D3:41:ARG:HG3	34:D3:44:ARG:HH22	1.68	0.58
53:D6:143:LEU:O	53:D6:147:LEU:HG	2.04	0.58
23:DB:1295:C:H2'	23:DB:1296:G:C8	2.38	0.58

Continued on next page...

Continued from previous page...

Atom-1	Atom-2	Interatomic distance (Å)	Clash overlap (Å)
23:DB:2699:C:H2'	23:DB:2700:A:H8	1.69	0.58
23:DB:2843:G:O2'	23:DB:2844:G:H5'	2.04	0.58
23:DB:594:U:H2'	23:DB:595:C:H6	1.68	0.58
23:DB:958:U:N3	38:DM:16:ARG:HB3	2.17	0.58
25:DC:104:LEU:HD12	25:DC:104:LEU:H	1.68	0.58
48:DG:37:ASN:HD21	48:DG:40:VAL:CB	2.16	0.58
48:DG:46:ASP:CG	48:DG:47:ASN:H	2.07	0.58
40:DH:77:THR:HA	40:DH:143:ILE:O	2.03	0.58
40:DH:31:VAL:O	40:DH:33:GLN:N	2.36	0.58
42:DN:12:ARG:HG2	42:DN:16:HIS:ND1	2.19	0.58
43:DO:47:VAL:HG12	43:DO:48:LEU:N	2.18	0.58
52:DW:28:GLU:HG3	52:DW:29:SER:H	1.69	0.58
51:DZ:71:LEU:O	51:DZ:74:ARG:HG2	2.03	0.58
1:AA:1095:U:H2'	1:AA:1096:C:C6	2.39	0.58
1:AA:1132:C:H2'	1:AA:1133:G:C8	2.38	0.58
1:AA:35:G:H2'	1:AA:36:C:H6	1.67	0.58
1:AA:806:C:H2'	1:AA:807:A:C8	2.39	0.58
2:AC:181:ILE:N	2:AC:181:ILE:HD12	2.19	0.58
3:AD:25:ARG:HH11	3:AD:26:ALA:H	1.52	0.58
4:AE:28:ARG:CZ	4:AE:30:PHE:HB3	2.33	0.58
11:AL:85:ARG:HG3	11:AL:86:VAL:N	2.17	0.58
13:AN:60:ARG:HG3	13:AN:62:ARG:HG3	1.86	0.58
19:AT:53:MET:HA	19:AT:56:ILE:HD12	1.86	0.58
21:AU:36:PHE:CD2	21:AU:39:LYS:HB2	2.38	0.58
53:B6:155:LYS:HD3	53:B6:158:GLU:OE2	2.04	0.58
23:BB:1339:G:N2	23:BB:1603:A:H1'	2.19	0.58
23:BB:273:G:O2'	23:BB:274:C:H5'	2.04	0.58
40:BH:79:THR:CG2	40:BH:145:ASN:HB2	2.33	0.58
40:BH:79:THR:HB	40:BH:145:ASN:HB2	1.85	0.58
27:BK:37:ASP:O	27:BK:62:VAL:HG23	2.04	0.58
49:BR:31:GLU:H	49:BR:63:VAL:CG2	2.16	0.58
39:BX:17:GLU:HB3	39:BX:53:VAL:HG11	1.84	0.58
1:CA:1008:U:H2'	1:CA:1009:U:H5''	1.86	0.58
1:CA:1071:C:H2'	1:CA:1072:G:C8	2.37	0.58
1:CA:1095:U:H2'	1:CA:1096:C:C6	2.39	0.58
1:CA:129:A:H1'	1:CA:130:A:C8	2.38	0.58
1:CA:328:C:H4'	1:CA:329:A:H5''	1.85	0.58
1:CA:512:U:O2'	1:CA:513:C:H5'	2.04	0.58
20:CB:65:LYS:HB2	20:CB:158:ASP:H	1.68	0.58
2:CC:190:THR:HG22	2:CC:191:THR:N	2.18	0.58
11:CL:98:ARG:HH21	11:CL:104:SER:C	2.07	0.58

Continued on next page...

Continued from previous page...

Atom-1	Atom-2	Interatomic distance (Å)	Clash overlap (Å)
15:CP:68:SER:OG	15:CP:71:VAL:HG12	2.03	0.58
32:D4:13:ASN:O	32:D4:27:CYS:HA	2.04	0.58
53:D6:25:LEU:CD2	53:D6:118:VAL:HG13	2.33	0.58
53:D6:32:ARG:HB2	53:D6:103:ILE:CG2	2.33	0.58
23:DB:1386:C:H2'	23:DB:1387:A:C8	2.39	0.58
23:DB:2825:G:H2'	23:DB:2826:A:H5'	1.86	0.58
23:DB:374:A:N6	23:DB:400:G:H1'	2.17	0.58
23:DB:705:A:N6	23:DB:726:G:H1'	2.19	0.58
23:DB:864:G:O2'	23:DB:865:C:H5'	2.04	0.58
47:DF:109:ARG:HB3	47:DF:135:ILE:CD1	2.30	0.58
44:DQ:96:ASP:C	44:DQ:98:ALA:H	2.07	0.58
46:DU:11:ILE:O	46:DU:11:ILE:HD13	2.04	0.58
52:DW:23:LYS:HD2	52:DW:24:ARG:N	2.18	0.58
52:DW:59:PHE:CD2	52:DW:61:LYS:HD2	2.39	0.58
51:DZ:11:ARG:HB3	51:DZ:12:PRO:HD2	1.86	0.58
1:AA:452:A:H2'	1:AA:453:G:O4'	2.04	0.58
1:AA:714:G:H2'	1:AA:715:A:C8	2.39	0.58
1:AA:953:G:H2'	1:AA:954:G:O4'	2.03	0.58
2:AC:86:LEU:O	2:AC:90:VAL:HG23	2.04	0.58
4:AE:52:ALA:N	4:AE:58:ALA:HB2	2.18	0.58
15:AP:1:MET:HA	15:AP:1:MET:HE3	1.84	0.58
33:B1:6:GLU:HB2	33:B1:52:LYS:NZ	2.18	0.58
23:BB:1018:U:O2'	23:BB:1019:U:H5'	2.04	0.58
23:BB:1172:C:H2'	23:BB:1173:U:O4'	2.03	0.58
23:BB:1295:C:H2'	23:BB:1296:G:C8	2.39	0.58
47:BF:64:PRO:HA	47:BF:88:VAL:CG2	2.33	0.58
40:BH:103:VAL:HG11	40:BH:110:VAL:HG22	1.86	0.58
40:BH:84:ALA:HB2	40:BH:146:VAL:HG12	1.86	0.58
41:BJ:45:THR:N	41:BJ:46:PRO:HD3	2.18	0.58
38:BM:50:ARG:O	38:BM:53:MET:HB3	2.03	0.58
44:BQ:91:ARG:HG2	44:BQ:93:ILE:HG22	1.85	0.58
46:BU:35:VAL:HB	46:BU:38:ILE:CB	2.34	0.58
46:BU:80:ASP:HB2	46:BU:96:LYS:N	2.19	0.58
35:BV:80:HIS:HD2	35:BV:82:TYR:H	1.52	0.58
30:BY:16:LEU:H	30:BY:16:LEU:CD2	2.12	0.58
1:CA:520:A:OP1	11:CL:48:LEU:HD12	2.04	0.58
20:CB:120:SER:HA	20:CB:125:PHE:CE2	2.38	0.58
20:CB:57:ASN:HB2	20:CB:223:GLY:HA3	1.84	0.58
2:CC:180:ASP:OD1	2:CC:203:LYS:HB2	2.03	0.58
2:CC:40:GLN:HG3	2:CC:41:TYR:H	1.67	0.58
33:D1:6:GLU:HB2	33:D1:52:LYS:NZ	2.19	0.58

Continued on next page...

Continued from previous page...

Atom-1	Atom-2	Interatomic distance (Å)	Clash overlap (Å)
23:DB:1365:A:OP2	51:DZ:3:ARG:HB2	2.03	0.58
23:DB:1390:U:O2'	23:DB:1391:U:H5'	2.04	0.58
23:DB:1508:A:H3'	23:DB:1509:A:C4	2.38	0.58
23:DB:2605:U:H2'	23:DB:2606:C:C6	2.39	0.58
23:DB:2700:A:H2'	23:DB:2701:U:H6	1.69	0.58
48:DG:58:ALA:C	48:DG:60:GLY:H	2.07	0.58
24:DI:71:LYS:HB3	24:DI:115:ASP:OD2	2.04	0.58
44:DQ:60:TRP:O	44:DQ:64:ILE:HG12	2.03	0.58
20:AB:65:LYS:H	20:AB:158:ASP:CG	2.07	0.58
5:AF:53:LYS:NZ	5:AF:53:LYS:H	2.02	0.58
10:AK:105:ARG:NH2	21:AU:10:PRO:HB3	2.18	0.58
19:AT:43:LYS:N	19:AT:43:LYS:HD3	2.18	0.58
31:B0:8:THR:HG23	31:B0:11:LYS:H	1.67	0.58
23:BB:1082:U:O4	23:BB:1086:A:C2	2.56	0.58
23:BB:115:C:H2'	23:BB:116:C:H6	1.68	0.58
23:BB:1458:U:H5''	23:BB:1459:G:OP1	2.01	0.58
23:BB:1577:C:H2'	23:BB:1578:U:O4'	2.04	0.58
23:BB:1594:U:H2'	23:BB:1595:C:C6	2.39	0.58
23:BB:944:C:H2'	57:BB:3321:HOH:O	2.04	0.58
23:BB:987:C:H2'	23:BB:988:A:O4'	2.04	0.58
25:BC:16:VAL:H	25:BC:203:VAL:HG12	1.68	0.58
22:BA:43:C:O2'	47:BF:91:ARG:HD2	2.03	0.58
47:BF:33:ILE:HD13	47:BF:98:PHE:CD2	2.37	0.58
48:BG:17:LYS:HB3	48:BG:24:THR:H	1.68	0.58
24:BI:89:SER:HB2	24:BI:136:GLY:HA3	1.85	0.58
42:BN:62:ASN:O	42:BN:66:ALA:HB2	2.04	0.58
42:BN:72:ASP:O	42:BN:75:ILE:HG13	2.04	0.58
49:BR:69:GLY:O	49:BR:90:ARG:HG2	2.04	0.58
1:CA:448:A:H2'	1:CA:449:G:C8	2.38	0.58
1:CA:906:A:O2'	1:CA:907:A:H5''	2.04	0.58
2:CC:34:SER:O	2:CC:38:VAL:HG22	2.03	0.58
1:CA:1081:A:OP1	4:CE:22:LYS:HB2	2.03	0.58
1:CA:734:G:O2'	17:CR:59:LYS:HD3	2.04	0.58
23:DB:1485:U:H2'	23:DB:1486:U:C6	2.39	0.58
23:DB:245:G:H2'	23:DB:246:C:H6	1.68	0.58
23:DB:2633:G:H2'	23:DB:2634:A:O4'	2.03	0.58
23:DB:547:A:N1	23:DB:548:G:H1'	2.19	0.58
26:DD:108:ASP:OD2	26:DD:173:GLN:HA	2.04	0.58
23:DB:1099:G:O5'	24:DI:4:VAL:HG12	2.04	0.58
49:DR:69:GLY:O	49:DR:90:ARG:HG2	2.03	0.58
52:DW:13:ARG:HG3	52:DW:14:ASP:H	1.69	0.58

Continued on next page...

Continued from previous page...

Atom-1	Atom-2	Interatomic distance (Å)	Clash overlap (Å)
1:AA:49:U:O2'	1:AA:50:A:H2'	2.04	0.57
7:AH:23:ALA:CB	7:AH:61:THR:HA	2.33	0.57
8:AI:28:VAL:HA	8:AI:32:ARG:O	2.04	0.57
16:AQ:31:PRO:O	16:AQ:32:ILE:HB	2.04	0.57
1:AA:254:G:OP1	16:AQ:68:LYS:O	2.23	0.57
18:AS:27:LYS:NZ	18:AS:27:LYS:HB3	2.17	0.57
19:AT:15:LYS:HA	19:AT:18:LYS:CE	2.33	0.57
22:BA:29:A:H3'	22:BA:30:C:H6	1.69	0.57
23:BB:1171:G:C3'	23:BB:1172:C:H4'	2.34	0.57
23:BB:1722:A:H2'	23:BB:1723:G:C8	2.39	0.57
23:BB:1745:A:H2'	23:BB:1746:A:O4'	2.04	0.57
23:BB:1812:U:H4'	25:BC:44:ASN:OD1	2.03	0.57
23:BB:2144:G:H1'	23:BB:2148:G:C2	2.39	0.57
23:BB:2297:A:N6	23:BB:2319:G:H1'	2.18	0.57
23:BB:30:G:H2'	23:BB:31:C:H6	1.68	0.57
23:BB:30:G:OP1	44:BQ:4:LYS:HG2	2.04	0.57
48:BG:84:LYS:HG3	48:BG:131:VAL:CA	2.34	0.57
45:BS:72:THR:HG21	45:BS:108:SER:HB3	1.86	0.57
46:BU:98:ASN:OD1	46:BU:100:GLU:HB2	2.04	0.57
1:CA:1323:G:H2'	1:CA:1324:A:H8	1.67	0.57
1:CA:793:U:O2	1:CA:1516:G:H4'	2.04	0.57
3:CD:151:GLN:HE21	3:CD:153:ARG:HD2	1.69	0.57
3:CD:160:LEU:CD1	3:CD:160:LEU:H	2.12	0.57
53:D6:90:LEU:HB3	53:D6:101:ILE:HG21	1.85	0.57
23:DB:1893:C:H2'	23:DB:1894:C:O4'	2.04	0.57
23:DB:1915:U:H2'	23:DB:1916:A:C8	2.39	0.57
23:DB:1939:U:O2	23:DB:1967:C:H4'	2.03	0.57
23:DB:2007:U:O2'	23:DB:2008:C:H5'	2.04	0.57
23:DB:2190:G:H2'	23:DB:2191:A:O4'	2.04	0.57
23:DB:2257:U:O2'	23:DB:2258:C:H5'	2.04	0.57
23:DB:2579:C:H1'	26:DD:130:GLN:NE2	2.18	0.57
23:DB:2693:G:H2'	23:DB:2694:G:H8	1.67	0.57
23:DB:2868:A:H2'	23:DB:2869:G:C8	2.39	0.57
23:DB:716:A:H2'	23:DB:717:C:H5''	1.86	0.57
23:DB:921:C:H2'	23:DB:922:C:C6	2.39	0.57
25:DC:75:ALA:HB1	25:DC:93:VAL:HG22	1.86	0.57
26:DD:107:VAL:H	26:DD:205:PRO:HA	1.69	0.57
47:DF:104:THR:C	47:DF:108:PRO:HG2	2.24	0.57
47:DF:101:ARG:NH2	47:DF:138:PRO:HB2	2.18	0.57
41:DJ:88:THR:HG22	41:DJ:91:GLU:HG3	1.86	0.57
37:DL:131:ALA:HA	37:DL:134:ALA:HB3	1.85	0.57

Continued on next page...

Continued from previous page...

Atom-1	Atom-2	Interatomic distance (Å)	Clash overlap (Å)
44:DQ:86:SER:CB	49:DR:51:VAL:HA	2.34	0.57
23:DB:494:G:OP1	45:DS:8:ARG:HD3	2.04	0.57
50:DT:57:VAL:HG12	50:DT:86:THR:OG1	2.04	0.57
1:AA:1392:G:O2'	1:AA:1393:U:H5'	2.04	0.57
1:AA:1410:A:H2'	1:AA:1411:C:H6	1.69	0.57
1:AA:191:G:H2'	1:AA:192:A:C8	2.38	0.57
1:AA:358:U:H2'	1:AA:359:G:H8	1.69	0.57
1:AA:939:G:H5''	6:AG:101:ARG:CZ	2.34	0.57
16:AQ:8:GLN:HB3	16:AQ:59:GLU:HB2	1.85	0.57
19:AT:82:ILE:C	19:AT:85:LEU:HD22	2.24	0.57
22:BA:35:C:C2'	22:BA:36:C:H5'	2.34	0.57
23:BB:1440:U:H2'	23:BB:1441:G:H8	1.69	0.57
23:BB:1889:A:H2'	23:BB:1890:A:C8	2.40	0.57
23:BB:2286:G:H4'	23:BB:2287:A:O4'	2.04	0.57
23:BB:693:A:H2'	23:BB:694:U:C6	2.39	0.57
29:BE:58:LYS:HE2	29:BE:60:TRP:HD1	1.68	0.57
48:BG:37:ASN:HD21	48:BG:40:VAL:CB	2.15	0.57
41:BJ:44:TYR:O	41:BJ:45:THR:HB	2.04	0.57
46:BU:41:VAL:HG22	46:BU:60:LYS:O	2.03	0.57
30:BY:4:ILE:CD1	30:BY:58:GLU:HG3	2.34	0.57
51:BZ:5:CYS:HB3	51:BZ:10:LYS:N	2.18	0.57
1:CA:56:U:H2'	1:CA:57:G:C8	2.39	0.57
20:CB:19:THR:O	20:CB:37:VAL:HA	2.04	0.57
4:CE:76:ASN:HB2	4:CE:81:GLN:NE2	2.18	0.57
9:CJ:12:ALA:N	9:CJ:18:ILE:HD12	2.20	0.57
53:D6:38:LEU:HD11	53:D6:66:LEU:HD23	1.85	0.57
23:DB:1230:A:H2'	23:DB:1231:U:H6	1.67	0.57
23:DB:1720:U:O2'	23:DB:1721:G:H5'	2.04	0.57
23:DB:172:A:H2'	23:DB:173:A:H8	1.67	0.57
23:DB:2491:U:H5''	23:DB:2570:G:H5''	1.87	0.57
23:DB:2722:G:H2'	23:DB:2723:C:H6	1.67	0.57
23:DB:277:G:H4'	23:DB:278:A:N7	2.19	0.57
23:DB:877:A:H2'	23:DB:900:A:N6	2.20	0.57
25:DC:159:THR:O	25:DC:194:VAL:HG12	2.04	0.57
29:DE:5:LEU:HG	29:DE:12:LEU:HD22	1.86	0.57
47:DF:163:GLU:HA	47:DF:166:ARG:HH11	1.68	0.57
24:DI:121:ILE:CD1	24:DI:121:ILE:H	2.14	0.57
37:DL:119:PRO:HA	37:DL:138:ALA:O	2.04	0.57
37:DL:23:ILE:HD12	49:DR:84:ARG:NE	2.19	0.57
35:DV:1:MET:HE3	35:DV:2:PHE:H	1.68	0.57
35:DV:63:ILE:O	35:DV:70:ILE:HD12	2.03	0.57

Continued on next page...

Continued from previous page...

Atom-1	Atom-2	Interatomic distance (Å)	Clash overlap (Å)
1:AA:1078:U:H2'	1:AA:1079:G:O4'	2.05	0.57
1:AA:1105:A:H2'	1:AA:1106:G:H8	1.68	0.57
1:AA:436:C:O2'	1:AA:437:U:H5'	2.05	0.57
1:AA:532:A:C8	2:AC:192:TYR:HD2	2.21	0.57
1:AA:632:U:H5''	1:AA:633:G:C8	2.39	0.57
1:AA:797:C:O2'	1:AA:798:U:H5'	2.04	0.57
1:AA:840:C:C2	1:AA:842:U:H4'	2.40	0.57
20:AB:19:THR:HG23	20:AB:20:ARG:H	1.69	0.57
10:AK:91:GLY:O	10:AK:95:THR:HG22	2.04	0.57
14:AO:70:LEU:HD12	14:AO:78:TYR:HB2	1.86	0.57
16:AQ:45:VAL:HG12	16:AQ:46:HIS:N	2.19	0.57
21:AU:3:ILE:CD1	21:AU:19:LYS:HA	2.33	0.57
23:BB:125:A:H5'	36:B2:19:ARG:HD3	1.85	0.57
23:BB:118:A:N3	23:BB:178:G:H1'	2.20	0.57
23:BB:2457:U:C2'	23:BB:2458:G:H5'	2.35	0.57
23:BB:2645:G:H3'	23:BB:2646:C:H5'	1.84	0.57
23:BB:716:A:H2'	23:BB:717:C:H5''	1.85	0.57
25:BC:14:HIS:O	25:BC:16:VAL:HG23	2.04	0.57
29:BE:188:MET:HG2	29:BE:193:VAL:CG2	2.32	0.57
28:BP:77:SER:O	28:BP:80:VAL:HG12	2.05	0.57
50:BT:27:SER:O	50:BT:28:ASN:HB3	2.04	0.57
50:BT:57:VAL:HG13	50:BT:58:VAL:N	2.19	0.57
52:BW:39:GLN:CG	52:BW:40:ARG:N	2.67	0.57
1:CA:1478:U:H2'	1:CA:1479:C:C6	2.39	0.57
1:CA:502:A:H2'	1:CA:503:C:H6	1.68	0.57
1:CA:953:G:H2'	1:CA:954:G:O4'	2.04	0.57
2:CC:76:ILE:HG22	2:CC:80:GLY:HA2	1.86	0.57
1:CA:404:G:OP1	3:CD:114:ARG:HD3	2.03	0.57
11:CL:7:VAL:HG22	16:CQ:33:TYR:HD1	1.70	0.57
17:CR:52:ARG:HB3	17:CR:56:ARG:NH2	2.18	0.57
23:DB:1354:A:H2'	23:DB:1355:G:O4'	2.03	0.57
23:DB:2885:G:H2'	23:DB:2886:A:O4'	2.05	0.57
23:DB:364:C:H2'	23:DB:365:U:H6	1.69	0.57
25:DC:94:LEU:HA	25:DC:100:ARG:HA	1.86	0.57
25:DC:244:VAL:HB	25:DC:249:VAL:H	1.69	0.57
24:DI:37:PHE:CZ	24:DI:58:ILE:HD11	2.39	0.57
24:DI:45:THR:CA	24:DI:48:ILE:HG22	2.33	0.57
41:DJ:45:THR:N	41:DJ:46:PRO:HD3	2.19	0.57
3:AD:113:ALA:O	3:AD:117:VAL:HG23	2.04	0.57
5:AF:71:ILE:HG13	5:AF:72:ASP:N	2.18	0.57
6:AG:24:LYS:O	6:AG:28:ILE:HG12	2.04	0.57

Continued on next page...

Continued from previous page...

Atom-1	Atom-2	Interatomic distance (Å)	Clash overlap (Å)
1:AA:586:C:H5''	7:AH:81:GLY:HA2	1.84	0.57
13:AN:41:TRP:HD1	13:AN:44:VAL:HG23	1.69	0.57
13:AN:71:GLY:O	13:AN:79:SER:HA	2.04	0.57
14:AO:14:GLU:HB3	14:AO:84:ARG:HH22	1.69	0.57
23:BB:1045:C:H4'	23:BB:1047:G:O4'	2.04	0.57
23:BB:151:C:H2'	23:BB:152:A:H8	1.69	0.57
23:BB:1590:A:H2'	23:BB:1591:A:H8	1.68	0.57
23:BB:1758:U:O4	23:BB:2695:U:H4'	2.04	0.57
23:BB:702:U:H2'	23:BB:703:U:C6	2.39	0.57
26:BD:33:ARG:HE	26:BD:74:GLU:HB3	1.69	0.57
48:BG:30:GLY:CA	48:BG:78:VAL:HA	2.34	0.57
40:BH:103:VAL:HG21	40:BH:110:VAL:H	1.69	0.57
24:BI:105:LEU:HD11	24:BI:139:VAL:CG1	2.34	0.57
41:BJ:124:VAL:O	41:BJ:125:TYR:HB2	2.04	0.57
38:BM:131:VAL:HG12	38:BM:132:THR:H	1.70	0.57
44:BQ:77:LYS:HA	44:BQ:80:ASN:HB3	1.86	0.57
44:BQ:96:ASP:C	44:BQ:98:ALA:H	2.07	0.57
46:BU:11:ILE:CG2	46:BU:70:ALA:HB3	2.34	0.57
39:BX:39:GLN:O	39:BX:42:LEU:HB2	2.04	0.57
51:BZ:11:ARG:HB3	51:BZ:12:PRO:HD2	1.85	0.57
1:CA:1105:A:H2'	1:CA:1106:G:H8	1.69	0.57
1:CA:1298:U:H2'	6:CG:113:LYS:NZ	2.20	0.57
1:CA:237:G:H2'	1:CA:238:A:H8	1.69	0.57
1:CA:355:C:O2'	1:CA:356:A:H5'	2.04	0.57
1:CA:470:C:H2'	1:CA:471:U:C6	2.40	0.57
2:CC:185:THR:HG22	2:CC:198:LYS:HA	1.85	0.57
4:CE:156:ARG:CA	4:CE:158:LYS:HZ2	2.13	0.57
10:CK:80:ASN:HD22	10:CK:80:ASN:N	2.01	0.57
12:CM:80:MET:C	12:CM:82:LEU:H	2.06	0.57
17:CR:44:THR:HB	17:CR:46:THR:HG22	1.87	0.57
23:DB:106:C:H2'	23:DB:107:G:C8	2.37	0.57
23:DB:1098:A:O5'	24:DI:3:LYS:HG2	2.04	0.57
23:DB:1593:A:H2'	23:DB:1594:U:H6	1.70	0.57
23:DB:2590:A:H2'	23:DB:2591:C:C6	2.39	0.57
23:DB:982:C:O2	23:DB:982:C:H5'	2.03	0.57
23:DB:2680:U:OP2	26:DD:114:LYS:HD3	2.04	0.57
26:DD:141:ARG:O	26:DD:142:VAL:HG13	2.03	0.57
29:DE:37:ALA:C	29:DE:39:ALA:H	2.07	0.57
23:DB:1098:A:C3'	24:DI:4:VAL:N	2.67	0.57
28:DP:77:SER:OG	28:DP:79:VAL:HG22	2.04	0.57
49:DR:19:THR:HB	49:DR:96:VAL:O	2.05	0.57

Continued on next page...

Continued from previous page...

Atom-1	Atom-2	Interatomic distance (Å)	Clash overlap (Å)
46:DU:8:ASP:O	46:DU:23:LYS:HA	2.05	0.57
46:DU:11:ILE:CG2	46:DU:70:ALA:HB3	2.33	0.57
1:AA:1169:A:H2'	1:AA:1170:A:C8	2.39	0.57
1:AA:906:A:O2'	1:AA:907:A:H5''	2.03	0.57
1:AA:922:G:H2'	1:AA:923:A:C8	2.39	0.57
2:AC:120:THR:HG22	2:AC:188:ALA:HB2	1.85	0.57
2:AC:34:SER:O	2:AC:38:VAL:HG22	2.04	0.57
6:AG:149:ALA:HB2	10:AK:55:ARG:CZ	2.35	0.57
1:AA:734:G:O2'	17:AR:59:LYS:HD3	2.03	0.57
23:BB:1080:A:O2'	24:BI:126:ARG:HB2	2.04	0.57
23:BB:2291:U:H2'	23:BB:2292:U:C6	2.39	0.57
23:BB:2312:U:O2	47:BF:38:GLY:HA3	2.03	0.57
23:BB:2602:A:H3'	23:BB:2602:A:OP1	2.04	0.57
23:BB:582:A:H2'	23:BB:583:G:H8	1.69	0.57
23:BB:585:G:H2'	23:BB:1251:C:H42	1.69	0.57
23:BB:962:G:H21	23:BB:2250:G:N2	1.99	0.57
46:BU:9:GLU:HG3	46:BU:21:ARG:HD2	1.85	0.57
46:BU:8:ASP:O	46:BU:23:LYS:HA	2.04	0.57
1:CA:104:G:O2'	1:CA:105:G:H5'	2.04	0.57
20:CB:45:THR:HA	20:CB:48:MET:HG3	1.86	0.57
23:DB:1623:G:O2'	23:DB:1624:U:H5'	2.04	0.57
23:DB:2704:C:H2'	23:DB:2705:A:O4'	2.05	0.57
25:DC:119:VAL:HG13	25:DC:133:ASN:HD21	1.69	0.57
29:DE:194:LYS:O	29:DE:197:GLU:HB3	2.03	0.57
48:DG:24:THR:HG22	48:DG:34:ARG:HB3	1.87	0.57
40:DH:119:ASN:HD21	40:DH:121:VAL:CG1	2.18	0.57
24:DI:1:ALA:C	24:DI:2:LYS:HD2	2.25	0.57
41:DJ:63:ALA:HA	41:DJ:69:ARG:HH12	1.70	0.57
23:DB:1278:C:O3'	42:DN:34:ILE:HG23	2.05	0.57
50:DT:15:HIS:O	50:DT:16:VAL:C	2.42	0.57
46:DU:9:GLU:HG3	46:DU:21:ARG:HD2	1.86	0.57
51:DZ:35:SER:CA	51:DZ:50:ARG:HA	2.32	0.57
1:AA:1134:G:C2	1:AA:1135:U:H1'	2.39	0.57
1:AA:715:A:H2'	1:AA:716:A:C8	2.37	0.57
1:AA:796:C:OP1	10:AK:127:ARG:HB3	2.04	0.57
20:AB:212:TYR:O	20:AB:216:VAL:HG13	2.04	0.57
20:AB:94:ARG:HE	20:AB:94:ARG:H	1.51	0.57
12:AM:92:ARG:HA	12:AM:92:ARG:NE	2.20	0.57
16:AQ:75:VAL:HG23	16:AQ:76:ARG:N	2.16	0.57
33:B1:7:LYS:HD3	33:B1:23:THR:HG22	1.87	0.57
23:BB:1061:U:O4'	23:BB:1070:A:H1'	2.04	0.57

Continued on next page...

Continued from previous page...

Atom-1	Atom-2	Interatomic distance (Å)	Clash overlap (Å)
23:BB:1171:G:H3'	23:BB:1172:C:H4'	1.87	0.57
23:BB:753:A:H2'	23:BB:754:U:C6	2.39	0.57
23:BB:674:G:H4'	29:BE:69:ARG:HB3	1.84	0.57
47:BF:105:ILE:C	47:BF:108:PRO:HD2	2.25	0.57
48:BG:34:ARG:HD3	48:BG:34:ARG:N	2.20	0.57
40:BH:90:LEU:CD1	40:BH:146:VAL:HG11	2.34	0.57
40:BH:66:ASN:H	40:BH:66:ASN:HD22	1.51	0.57
23:BB:1076:C:H5''	24:BI:94:LYS:HZ1	1.70	0.57
42:BN:54:LEU:HD11	42:BN:62:ASN:HB3	1.86	0.57
39:BX:24:GLU:O	39:BX:28:LEU:HG	2.05	0.57
39:BX:51:ALA:O	39:BX:55:THR:N	2.38	0.57
1:CA:272:C:H2'	1:CA:273:U:C6	2.39	0.57
6:CG:24:LYS:O	6:CG:28:ILE:HG12	2.04	0.57
13:CN:26:LEU:O	13:CN:30:ILE:N	2.37	0.57
9:CJ:55:PRO:HA	13:CN:80:ARG:HH21	1.69	0.57
23:DB:1946:U:H5'	53:D6:123:GLU:OE1	2.04	0.57
53:D6:36:ALA:HA	53:D6:39:LEU:HD23	1.87	0.57
23:DB:1028:A:N6	23:DB:1125:G:H2'	2.20	0.57
23:DB:124:G:O2'	23:DB:125:A:H5''	2.04	0.57
23:DB:1276:A:O2'	23:DB:1277:G:H5'	2.04	0.57
23:DB:1470:A:H3'	23:DB:1471:G:H8	1.69	0.57
23:DB:1923:U:H2'	23:DB:1924:C:H6	1.69	0.57
23:DB:2081:U:OP1	51:DZ:19:SER:HB3	2.05	0.57
23:DB:2212:A:H1'	23:DB:2213:U:H3	1.69	0.57
23:DB:2369:A:O2'	23:DB:2370:G:H5'	2.04	0.57
23:DB:27:G:H1'	23:DB:513:A:H61	1.69	0.57
23:DB:647:G:H2'	23:DB:648:G:C8	2.39	0.57
23:DB:1843:C:H4'	25:DC:253:GLY:HA3	1.85	0.57
23:DB:1657:U:O2'	26:DD:138:LEU:HD12	2.04	0.57
23:DB:1060:U:H5	24:DI:131:THR:HG22	1.69	0.57
44:DQ:65:ASN:O	44:DQ:69:ARG:HB2	2.04	0.57
45:DS:36:LEU:H	45:DS:36:LEU:CD2	2.15	0.57
52:DW:23:LYS:C	52:DW:66:VAL:HB	2.25	0.57
1:AA:1283:U:H2'	1:AA:1284:C:C6	2.40	0.57
1:AA:1237:C:H3'	1:AA:1336:C:H41	1.69	0.57
1:AA:699:C:C2'	1:AA:700:G:H5''	2.31	0.57
1:AA:713:G:H2'	1:AA:714:G:C8	2.40	0.57
1:AA:719:C:H2'	17:AR:38:ILE:HD11	1.85	0.57
2:AC:76:ILE:HG22	2:AC:80:GLY:HA2	1.87	0.57
1:AA:641:U:H4'	7:AH:106:SER:O	2.05	0.57
8:AI:56:MET:SD	8:AI:57:VAL:N	2.77	0.57

Continued on next page...

Continued from previous page...

Atom-1	Atom-2	Interatomic distance (Å)	Clash overlap (Å)
53:B6:157:ALA:O	53:B6:161:ILE:HG12	2.05	0.57
53:B6:42:LYS:HA	53:B6:50:VAL:O	2.05	0.57
23:BB:104:A:H2'	23:BB:105:C:O4'	2.04	0.57
23:BB:138:U:H2'	23:BB:140:C:H4'	1.86	0.57
23:BB:1636:U:H2'	23:BB:1637:A:H8	1.69	0.57
23:BB:1655:A:H2'	23:BB:1656:C:O4'	2.05	0.57
23:BB:2283:C:H2'	23:BB:2284:A:H5'	1.85	0.57
23:BB:2556:C:H2'	23:BB:2557:G:O4'	2.05	0.57
23:BB:425:G:O2'	23:BB:426:C:H5'	2.05	0.57
23:BB:8:C:O2'	23:BB:9:G:H5'	2.04	0.57
23:BB:947:A:H2'	23:BB:948:C:H6	1.70	0.57
47:BF:110:ILE:CG2	47:BF:113:PHE:HB3	2.34	0.57
47:BF:92:GLY:HA2	47:BF:95:MET:HE3	1.86	0.57
48:BG:120:ILE:HG13	48:BG:140:ILE:HG22	1.85	0.57
24:BI:76:ALA:O	24:BI:80:LYS:HG3	2.05	0.57
27:BK:116:ILE:HD12	27:BK:117:SER:N	2.19	0.57
27:BK:87:LEU:HB2	27:BK:93:GLN:O	2.04	0.57
23:BB:587:C:O2'	37:BL:19:LEU:HD13	2.03	0.57
50:BT:25:GLU:OE1	50:BT:30:ILE:HA	2.04	0.57
52:BW:35:ILE:HG12	52:BW:35:ILE:O	2.04	0.57
30:BY:29:ARG:H	30:BY:33:HIS:CD2	2.23	0.57
1:CA:1460:C:H2'	1:CA:1461:G:C8	2.38	0.57
1:CA:1534:A:H62	21:CU:44:ARG:CZ	2.17	0.57
1:CA:49:U:O2'	1:CA:50:A:H2'	2.04	0.57
5:CF:71:ILE:HG13	5:CF:72:ASP:N	2.20	0.57
8:CI:5:TYR:CD2	8:CI:88:GLU:HB2	2.40	0.57
8:CI:94:ARG:HH11	8:CI:94:ARG:CB	2.16	0.57
10:CK:16:SER:HA	10:CK:79:LYS:HE3	1.87	0.57
21:CU:36:PHE:CB	21:CU:40:PRO:HD3	2.18	0.57
23:DB:1590:A:H2'	23:DB:1591:A:H8	1.69	0.57
23:DB:170:U:H2'	23:DB:171:U:H6	1.69	0.57
23:DB:1870:C:H3'	23:DB:1871:A:C8	2.38	0.57
23:DB:2041:U:H2'	23:DB:2042:A:C8	2.40	0.57
23:DB:2502:G:H5'	23:DB:2503:A:C5'	2.32	0.57
23:DB:251:A:H2'	23:DB:252:G:O4'	2.05	0.57
23:DB:2720:U:H5''	28:DP:52:ARG:HH22	1.65	0.57
23:DB:2849:U:N3	23:DB:2867:G:C8	2.73	0.57
23:DB:657:U:H2'	23:DB:658:U:C6	2.39	0.57
29:DE:29:HIS:HA	29:DE:32:VAL:HG22	1.87	0.57
40:DH:135:HIS:CG	40:DH:136:SER:H	2.22	0.57
38:DM:68:PHE:CG	38:DM:69:PRO:HD2	2.40	0.57

Continued on next page...

Continued from previous page...

Atom-1	Atom-2	Interatomic distance (Å)	Clash overlap (Å)
42:DN:33:ILE:HD12	42:DN:33:ILE:O	2.04	0.57
42:DN:97:ILE:HD12	42:DN:98:LEU:H	1.68	0.57
45:DS:29:VAL:HA	45:DS:32:ALA:HB3	1.85	0.57
46:DU:35:VAL:HB	46:DU:38:ILE:HB	1.85	0.57
35:DV:53:LYS:NZ	35:DV:54:ALA:HB3	2.18	0.57
1:AA:706:A:C4'	10:AK:30:ILE:HD11	2.35	0.57
12:AM:21:ILE:HB	12:AM:24:VAL:CG2	2.34	0.57
1:AA:1313:U:OP1	18:AS:6:LYS:HD3	2.05	0.57
31:B0:41:HIS:HB3	42:BN:99:LYS:HB2	1.85	0.57
33:B1:8:ILE:CD1	33:B1:51:ALA:HA	2.35	0.57
53:B6:114:LEU:O	53:B6:118:VAL:HG23	2.05	0.57
23:BB:2254:C:O2	53:B6:150:SER:HB2	2.04	0.57
53:B6:151:GLU:O	53:B6:155:LYS:HG2	2.05	0.57
23:BB:2088:A:H2'	23:BB:2089:C:C6	2.40	0.57
23:BB:2472:G:C2'	23:BB:2475:C:H42	2.17	0.57
23:BB:2652:C:O2'	23:BB:2653:U:H5'	2.04	0.57
23:BB:2698:U:H2'	23:BB:2699:C:C6	2.39	0.57
23:BB:417:C:H2'	23:BB:418:C:H6	1.69	0.57
23:BB:639:U:H2'	23:BB:640:C:C6	2.40	0.57
23:BB:688:U:O2'	23:BB:689:A:H5'	2.05	0.57
23:BB:854:C:O2'	23:BB:855:G:H5'	2.05	0.57
26:BD:12:THR:HG22	26:BD:13:ARG:H	1.70	0.57
47:BF:34:THR:O	47:BF:89:THR:HA	2.03	0.57
48:BG:15:ASP:HB3	48:BG:26:LYS:N	2.11	0.57
48:BG:24:THR:C	48:BG:25:ILE:HD12	2.25	0.57
48:BG:58:ALA:C	48:BG:60:GLY:H	2.07	0.57
48:BG:53:PRO:HG3	48:BG:61:TRP:CD2	2.40	0.57
37:BL:57:LEU:HD13	37:BL:60:ARG:NH1	2.20	0.57
31:B0:41:HIS:HB2	42:BN:99:LYS:O	2.04	0.57
28:BP:24:THR:O	28:BP:25:VAL:HG22	2.04	0.57
44:BQ:80:ASN:O	44:BQ:83:LYS:HB3	2.04	0.57
49:BR:2:TYR:CB	49:BR:42:ALA:HB2	2.33	0.57
45:BS:29:VAL:HA	45:BS:32:ALA:HB3	1.86	0.57
45:BS:36:LEU:H	45:BS:36:LEU:CD2	2.16	0.57
52:BW:41:GLY:HA2	52:BW:44:PHE:CD2	2.40	0.57
1:CA:1352:C:H2'	1:CA:1353:G:H8	1.69	0.57
1:CA:1521:C:O2'	1:CA:1522:U:H5'	2.05	0.57
1:CA:312:C:H2'	1:CA:313:A:C8	2.40	0.57
1:CA:707:U:H2'	1:CA:708:C:C6	2.40	0.57
20:CB:221:ARG:HH11	20:CB:221:ARG:HB3	1.69	0.57
20:CB:49:PHE:HA	20:CB:212:TYR:OH	2.05	0.57

Continued on next page...

Continued from previous page...

Atom-1	Atom-2	Interatomic distance (Å)	Clash overlap (Å)
4:CE:81:GLN:HG2	4:CE:148:SER:HA	1.87	0.57
12:CM:11:HIS:H	12:CM:45:SER:HB3	1.69	0.57
13:CN:10:VAL:HB	13:CN:11:LYS:NZ	2.20	0.57
21:CU:36:PHE:HD2	21:CU:39:LYS:HD2	1.69	0.57
36:D2:31:LEU:HD22	36:D2:42:LEU:HD12	1.86	0.57
23:DB:1727:C:H2'	23:DB:1728:C:H6	1.67	0.57
23:DB:1739:A:H2'	23:DB:1740:G:O4'	2.04	0.57
23:DB:265:A:O2'	23:DB:266:G:H4'	2.05	0.57
23:DB:2884:U:H2'	23:DB:2885:G:C8	2.40	0.57
23:DB:2897:U:H2'	23:DB:2898:U:C6	2.40	0.57
26:DD:46:ARG:NH1	26:DD:85:ALA:HA	2.18	0.57
47:DF:134:GLN:C	47:DF:136:ILE:H	2.06	0.57
24:DI:123:ALA:HA	24:DI:126:ARG:HH12	1.68	0.57
44:DQ:91:ARG:HB2	49:DR:11:GLN:OE1	2.05	0.57
35:DV:29:ILE:HD13	35:DV:31:TYR:HE2	1.70	0.57
39:DX:52:ARG:O	39:DX:55:THR:HB	2.05	0.57
1:AA:376:G:H2'	1:AA:377:G:H8	1.70	0.57
1:AA:474:G:H2'	1:AA:475:C:C6	2.39	0.57
20:AB:213:LEU:O	20:AB:216:VAL:HG22	2.04	0.57
2:AC:122:GLN:HB3	2:AC:127:VAL:HG21	1.87	0.57
1:AA:1080:A:OP1	4:AE:51:LYS:HD2	2.05	0.57
13:AN:52:ARG:HH11	13:AN:58:ARG:HH21	1.53	0.57
15:AP:68:SER:OG	15:AP:71:VAL:HG12	2.05	0.57
21:AU:16:ARG:NH1	21:AU:19:LYS:HE2	2.19	0.57
32:B4:19:ARG:C	32:B4:21:GLY:H	2.07	0.57
53:B6:14:MET:HB3	53:B6:168:PHE:CD2	2.40	0.57
23:BB:170:U:H2'	23:BB:171:U:H6	1.69	0.57
23:BB:2070:A:H2'	23:BB:2071:A:C8	2.39	0.57
23:BB:654:A:C2'	23:BB:655:A:H5''	2.34	0.57
25:BC:177:SER:O	25:BC:270:ARG:HG3	2.05	0.57
47:BF:134:GLN:C	47:BF:136:ILE:H	2.08	0.57
47:BF:169:LEU:HB3	47:BF:174:PHE:CD1	2.39	0.57
48:BG:153:PRO:HA	48:BG:159:LYS:O	2.05	0.57
48:BG:36:LEU:N	48:BG:36:LEU:HD22	2.19	0.57
42:BN:97:ILE:HD12	42:BN:98:LEU:H	1.69	0.57
45:BS:73:LYS:HE3	45:BS:74:ILE:N	2.10	0.57
23:BB:96:C:H4'	39:BX:41:HIS:ND1	2.20	0.57
1:CA:1078:U:H2'	1:CA:1079:G:O4'	2.05	0.57
1:CA:1387:G:H2'	1:CA:1388:C:H6	1.69	0.57
1:CA:882:C:O2'	1:CA:883:C:H5'	2.05	0.57
9:CJ:56:HIS:O	9:CJ:57:VAL:HG12	2.04	0.57

Continued on next page...

Continued from previous page...

Atom-1	Atom-2	Interatomic distance (Å)	Clash overlap (Å)
1:CA:796:C:OP1	10:CK:127:ARG:HB3	2.05	0.57
10:CK:58:THR:HB	10:CK:59:PRO:HD2	1.86	0.57
13:CN:20:PHE:CD1	13:CN:24:ALA:HB2	2.38	0.57
15:CP:59:HIS:O	15:CP:63:GLN:HG3	2.03	0.57
53:D6:67:VAL:HG12	53:D6:100:TYR:HE1	1.70	0.57
22:DA:5:U:H2'	22:DA:6:G:C8	2.39	0.57
23:DB:1061:U:O4'	23:DB:1070:A:H1'	2.04	0.57
23:DB:1274:A:N3	23:DB:1297:C:H1'	2.19	0.57
23:DB:1486:U:H2'	23:DB:1487:U:H6	1.69	0.57
23:DB:582:A:H2'	23:DB:583:G:C8	2.39	0.57
23:DB:616:A:H3'	23:DB:617:G:C8	2.35	0.57
23:DB:813:U:H2'	23:DB:814:C:C6	2.39	0.57
23:DB:1568:G:H4'	25:DC:58:LYS:HB3	1.85	0.57
29:DE:141:MET:O	29:DE:143:LEU:HG	2.05	0.57
47:DF:155:ILE:HD12	47:DF:155:ILE:H	1.70	0.57
24:DI:99:LYS:HD3	24:DI:99:LYS:H	1.69	0.57
23:DB:996:A:H4'	44:DQ:91:ARG:CD	2.35	0.57
50:DT:57:VAL:HG13	50:DT:58:VAL:N	2.20	0.57
1:AA:1225:A:H3'	1:AA:1226:C:H6	1.70	0.57
1:AA:1234:C:H1'	1:AA:1364:U:O2	2.04	0.57
1:AA:1450:U:H2'	1:AA:1452:C:C4	2.40	0.57
1:AA:1511:G:O2'	1:AA:1512:U:H5'	2.05	0.57
1:AA:812:G:H2'	1:AA:812:G:N3	2.19	0.57
20:AB:126:ASP:C	20:AB:127:LYS:HD2	2.26	0.57
20:AB:45:THR:HA	20:AB:48:MET:HG3	1.86	0.57
5:AF:3:HIS:CD2	5:AF:65:GLU:HG3	2.40	0.57
17:AR:33:THR:HG23	17:AR:37:LYS:O	2.05	0.57
22:BA:22:U:H2'	22:BA:23:G:C8	2.40	0.57
23:BB:107:G:O2'	23:BB:108:G:H5'	2.05	0.57
23:BB:1400:U:H2'	23:BB:1401:G:C8	2.40	0.57
23:BB:1507:C:H2'	23:BB:1508:A:H4'	1.86	0.57
23:BB:1533:C:H2'	23:BB:1534:U:C6	2.40	0.57
23:BB:154:U:H2'	23:BB:155:A:C8	2.40	0.57
23:BB:1872:A:O5'	23:BB:1872:A:H8	1.87	0.57
23:BB:17:G:H2'	23:BB:18:U:H6	1.69	0.57
23:BB:2041:U:H2'	23:BB:2042:A:C8	2.40	0.57
23:BB:2229:U:H2'	23:BB:2230:G:H8	1.69	0.57
23:BB:2820:A:OP1	42:BN:4:ARG:HA	2.05	0.57
23:BB:526:A:N6	23:BB:2626:C:H4'	2.20	0.57
23:BB:736:C:H2'	23:BB:737:C:C6	2.40	0.57
23:BB:813:U:H2'	23:BB:814:C:C6	2.39	0.57

Continued on next page...

Continued from previous page...

Atom-1	Atom-2	Interatomic distance (Å)	Clash overlap (Å)
23:BB:909:A:H2'	23:BB:912:C:H5	1.69	0.57
25:BC:18:VAL:O	25:BC:18:VAL:HG13	2.05	0.57
24:BI:96:LYS:N	24:BI:96:LYS:HD2	2.20	0.57
41:BJ:128:ASN:C	41:BJ:129:GLU:HG3	2.24	0.57
37:BL:131:ALA:HA	37:BL:134:ALA:HB3	1.85	0.57
1:CA:1029:U:H6	1:CA:1029:U:O5'	1.88	0.57
1:CA:1149:C:H2'	1:CA:1150:A:H8	1.68	0.57
1:CA:1492:A:H2'	1:CA:1493:A:C8	2.40	0.57
1:CA:552:U:H2'	1:CA:553:A:C8	2.40	0.57
1:CA:60:A:H4'	1:CA:61:G:OP1	2.05	0.57
20:CB:10:LYS:HB3	20:CB:211:LEU:HD21	1.87	0.57
34:D3:22:LYS:HB2	34:D3:48:MET:SD	2.44	0.57
23:DB:1149:G:H2'	23:DB:1150:C:H6	1.68	0.57
23:DB:1210:G:H5'	23:DB:1212:G:O4'	2.05	0.57
23:DB:1291:C:O2'	23:DB:1292:G:H5'	2.04	0.57
23:DB:1487:U:H2'	23:DB:1488:C:H6	1.70	0.57
23:DB:1636:U:H2'	23:DB:1637:A:C8	2.40	0.57
23:DB:2329:U:H2'	23:DB:2330:G:C8	2.40	0.57
23:DB:550:C:H2'	23:DB:551:G:H8	1.70	0.57
23:DB:654:A:H2'	23:DB:655:A:H5''	1.86	0.57
23:DB:730:A:O2'	23:DB:731:C:H5'	2.05	0.57
23:DB:871:U:H2'	23:DB:872:U:H6	1.70	0.57
23:DB:782:A:N7	25:DC:219:VAL:HG21	2.20	0.57
24:DI:78:LEU:HA	24:DI:81:LYS:HE2	1.87	0.57
27:DK:47:ILE:HG23	27:DK:48:PRO:CD	2.35	0.57
38:DM:35:ALA:CB	38:DM:100:LYS:H	2.18	0.57
45:DS:42:LYS:O	45:DS:45:VAL:HG22	2.04	0.57
50:DT:14:PRO:HA	50:DT:32:LEU:CB	2.35	0.57
50:DT:43:ILE:O	50:DT:47:VAL:HG23	2.05	0.57
50:DT:57:VAL:HG22	50:DT:58:VAL:N	2.16	0.57
46:DU:84:PHE:HD2	46:DU:91:LYS:HG2	1.70	0.57
1:AA:313:A:H2'	1:AA:314:C:C6	2.40	0.56
1:AA:575:G:H4'	1:AA:576:C:O5'	2.05	0.56
1:AA:636:U:H2'	1:AA:637:C:H6	1.70	0.56
1:AA:93:U:OP1	1:AA:94:G:H5''	2.05	0.56
3:AD:84:ASN:HD22	4:AE:101:GLY:HA2	1.68	0.56
8:AI:5:TYR:HD2	8:AI:88:GLU:HB2	1.68	0.56
11:AL:81:ILE:CG2	11:AL:94:TYR:HB3	2.35	0.56
18:AS:35:ARG:HH21	18:AS:52:ASN:HA	1.69	0.56
36:B2:22:MET:SD	36:B2:28:ARG:HG2	2.44	0.56
32:B4:7:VAL:HG23	32:B4:35:GLN:CB	2.33	0.56

Continued on next page...

Continued from previous page...

Atom-1	Atom-2	Interatomic distance (Å)	Clash overlap (Å)
23:BB:1345:C:H5'	23:BB:1396:U:H5	1.70	0.56
23:BB:1826:G:H2'	23:BB:1827:U:C6	2.40	0.56
23:BB:383:C:H5''	23:BB:385:C:OP2	2.05	0.56
23:BB:418:C:H2'	23:BB:419:U:C6	2.40	0.56
23:BB:510:C:H2'	23:BB:511:U:O4'	2.04	0.56
25:BC:104:LEU:H	25:BC:104:LEU:HD12	1.70	0.56
29:BE:29:HIS:HA	29:BE:32:VAL:HG22	1.87	0.56
47:BF:134:GLN:NE2	47:BF:136:ILE:HD13	2.20	0.56
28:BP:61:ARG:NH1	28:BP:100:ARG:HA	2.20	0.56
46:BU:81:ARG:N	46:BU:81:ARG:HH21	2.00	0.56
1:CA:1020:G:N3	1:CA:1020:G:H2'	2.19	0.56
1:CA:1392:G:O2'	1:CA:1393:U:H5'	2.05	0.56
1:CA:1422:G:O2'	1:CA:1423:G:H5'	2.04	0.56
1:CA:1450:U:H2'	1:CA:1452:C:C4	2.40	0.56
1:CA:441:A:H61	1:CA:493:A:H61	1.53	0.56
8:CI:56:MET:HG3	8:CI:57:VAL:HG23	1.85	0.56
8:CI:5:TYR:HD2	8:CI:88:GLU:HB2	1.70	0.56
16:CQ:45:VAL:HG12	16:CQ:46:HIS:N	2.19	0.56
18:CS:35:ARG:HH21	18:CS:52:ASN:HA	1.68	0.56
53:D6:14:MET:SD	53:D6:164:ILE:HG22	2.45	0.56
22:DA:12:C:H4'	22:DA:13:G:OP1	2.05	0.56
22:DA:35:C:C2'	22:DA:36:C:H5'	2.35	0.56
23:DB:1487:U:H2'	23:DB:1488:C:C6	2.39	0.56
23:DB:1564:C:H2'	23:DB:1565:C:C6	2.40	0.56
23:DB:2598:A:OP1	25:DC:233:GLY:HA2	2.03	0.56
23:DB:2900:A:O2'	23:DB:2901:C:H5'	2.05	0.56
23:DB:591:U:H1'	34:D3:1:PRO:N	2.20	0.56
27:DK:70:ARG:HB3	27:DK:76:VAL:HG13	1.87	0.56
23:DB:636:G:O5'	37:DL:128:THR:HG22	2.05	0.56
23:DB:670:A:H5''	37:DL:42:SER:HB2	1.88	0.56
38:DM:131:VAL:HG12	38:DM:132:THR:H	1.69	0.56
46:DU:66:VAL:O	46:DU:69:VAL:HG22	2.05	0.56
1:AA:1342:C:H2'	1:AA:1343:G:C8	2.40	0.56
20:AB:86:CYS:HB3	20:AB:88:GLN:NE2	2.19	0.56
10:AK:17:ASP:HB3	10:AK:80:ASN:HD21	1.67	0.56
22:BA:12:C:H4'	22:BA:13:G:OP1	2.06	0.56
23:BB:1149:G:H2'	23:BB:1150:C:C6	2.39	0.56
23:BB:1351:C:H2'	23:BB:1352:U:O4'	2.05	0.56
23:BB:1353:A:H2'	23:BB:1354:A:C8	2.40	0.56
23:BB:1564:C:H2'	23:BB:1565:C:C6	2.40	0.56
47:BF:107:VAL:O	47:BF:110:ILE:HG22	2.04	0.56

Continued on next page...

Continued from previous page...

Atom-1	Atom-2	Interatomic distance (Å)	Clash overlap (Å)
27:BK:120:PRO:HA	28:BP:65:ASN:ND2	2.19	0.56
50:BT:5:GLU:HA	50:BT:8:LEU:HD12	1.87	0.56
1:CA:1018:G:H2'	1:CA:1019:A:H8	1.70	0.56
1:CA:509:A:O2'	1:CA:510:A:H5'	2.06	0.56
16:CQ:75:VAL:HG23	16:CQ:76:ARG:N	2.16	0.56
23:DB:1843:C:H5''	25:DC:250:GLN:HE21	1.71	0.56
23:DB:234:U:H2'	23:DB:235:U:H6	1.71	0.56
23:DB:2385:C:H2'	23:DB:2386:A:C8	2.39	0.56
23:DB:2391:G:H1'	23:DB:2424:C:N4	2.20	0.56
23:DB:2685:G:O2'	23:DB:2686:G:H5'	2.04	0.56
23:DB:2784:U:O2'	23:DB:2785:C:H5'	2.05	0.56
23:DB:414:C:H2'	23:DB:415:A:C8	2.40	0.56
23:DB:441:U:H2'	23:DB:442:G:C8	2.39	0.56
23:DB:611:C:H2'	23:DB:612:G:O4'	2.04	0.56
23:DB:2529:G:H5''	48:DG:174:LYS:HB2	1.87	0.56
48:DG:17:LYS:HB3	48:DG:24:THR:H	1.69	0.56
48:DG:66:THR:O	48:DG:70:LEU:HB2	2.06	0.56
41:DJ:59:ALA:O	41:DJ:62:VAL:HG12	2.04	0.56
23:DB:992:C:H4'	49:DR:74:ILE:HD13	1.87	0.56
46:DU:2:ALA:HB3	46:DU:5:ARG:NH2	2.20	0.56
46:DU:80:ASP:HB2	46:DU:96:LYS:N	2.19	0.56
51:DZ:69:ALA:HA	51:DZ:72:ARG:HH12	1.71	0.56
1:AA:1463:U:H2'	1:AA:1464:U:C6	2.40	0.56
1:AA:512:U:O2'	1:AA:513:C:H5'	2.06	0.56
1:AA:549:C:H2'	1:AA:550:G:C8	2.40	0.56
1:AA:56:U:H2'	1:AA:57:G:C8	2.38	0.56
1:AA:763:G:H2'	1:AA:764:C:C6	2.40	0.56
20:AB:124:THR:HA	20:AB:127:LYS:NZ	2.20	0.56
20:AB:45:THR:HG23	20:AB:200:PRO:HG2	1.87	0.56
2:AC:2:GLN:HE22	2:AC:3:LYS:NZ	2.04	0.56
5:AF:47:LEU:HD12	5:AF:54:LEU:O	2.04	0.56
1:AA:1180:A:P	8:AI:98:ARG:HH22	2.28	0.56
11:AL:30:ARG:O	11:AL:57:THR:HG23	2.05	0.56
16:AQ:68:LYS:C	16:AQ:70:LYS:H	2.09	0.56
23:BB:1386:C:H2'	23:BB:1387:A:C8	2.41	0.56
23:BB:1553:A:O2'	23:BB:1554:U:H2'	2.05	0.56
23:BB:2212:A:H1'	23:BB:2213:U:N3	2.19	0.56
23:BB:27:G:HO2'	23:BB:28:A:H8	1.50	0.56
23:BB:392:U:O2'	23:BB:393:C:H5'	2.06	0.56
23:BB:564:C:H1'	44:BQ:36:GLN:OE1	2.06	0.56
23:BB:828:U:H2'	23:BB:829:A:C8	2.40	0.56

Continued on next page...

Continued from previous page...

Atom-1	Atom-2	Interatomic distance (Å)	Clash overlap (Å)
26:BD:38:LYS:HE2	26:BD:43:ASP:OD2	2.05	0.56
48:BG:17:LYS:O	48:BG:23:ILE:HG23	2.05	0.56
42:BN:58:ASP:O	42:BN:59:SER:HB3	2.05	0.56
44:BQ:26:ALA:HB1	44:BQ:30:VAL:CG1	2.35	0.56
44:BQ:93:ILE:O	44:BQ:96:ASP:HB3	2.05	0.56
52:BW:51:GLY:HA3	52:BW:59:PHE:HB2	1.87	0.56
30:BY:6:ILE:HD13	30:BY:6:ILE:N	2.21	0.56
1:CA:1010:U:O2'	1:CA:1011:C:H5'	2.05	0.56
1:CA:1212:U:H5'	1:CA:1213:A:OP1	2.06	0.56
1:CA:401:C:H2'	1:CA:402:G:C8	2.40	0.56
1:CA:415:A:H3'	1:CA:416:G:H8	1.69	0.56
20:CB:119:GLN:HB3	20:CB:125:PHE:HB2	1.87	0.56
12:CM:102:LYS:HG3	12:CM:103:THR:OG1	2.06	0.56
19:CT:79:THR:HA	19:CT:82:ILE:HG12	1.87	0.56
23:DB:1316:U:O2'	23:DB:1317:G:H5'	2.04	0.56
23:DB:1442:U:H2'	23:DB:1443:U:H6	1.68	0.56
23:DB:184:C:H2'	23:DB:185:G:C8	2.40	0.56
23:DB:2066:C:O2'	23:DB:2067:G:H5'	2.05	0.56
23:DB:2318:G:C6	23:DB:2319:G:N1	2.73	0.56
23:DB:2352:A:N1	52:DW:30:VAL:HG11	2.21	0.56
23:DB:2520:C:O2'	23:DB:2521:C:H5'	2.06	0.56
23:DB:2784:U:H2'	23:DB:2785:C:C6	2.41	0.56
23:DB:2785:C:H2'	23:DB:2786:U:H6	1.70	0.56
23:DB:538:A:H2'	23:DB:539:G:O4'	2.04	0.56
23:DB:557:C:H2'	23:DB:558:U:C6	2.40	0.56
23:DB:666:A:H4'	37:DL:48:ARG:HD3	1.87	0.56
23:DB:76:C:O2'	23:DB:77:G:H5'	2.05	0.56
23:DB:776:G:H4'	23:DB:777:G:O5'	2.05	0.56
23:DB:823:C:H2'	23:DB:824:U:C6	2.40	0.56
23:DB:850:U:H2'	23:DB:851:C:C6	2.40	0.56
23:DB:91:A:H1'	23:DB:92:U:C6	2.41	0.56
40:DH:40:THR:O	40:DH:42:LYS:N	2.38	0.56
27:DK:43:ILE:CG2	27:DK:46:ALA:HB2	2.35	0.56
37:DL:57:LEU:C	37:DL:59:ARG:H	2.07	0.56
50:DT:27:SER:O	50:DT:28:ASN:HB3	2.06	0.56
35:DV:70:ILE:HD13	35:DV:71:LYS:N	2.16	0.56
30:DY:4:ILE:CD1	30:DY:58:GLU:HG3	2.35	0.56
1:AA:1339:A:H2'	1:AA:1340:A:O4'	2.05	0.56
1:AA:502:A:H2'	1:AA:503:C:H6	1.69	0.56
15:AP:23:ASP:O	15:AP:26:ASN:HB2	2.05	0.56
16:AQ:45:VAL:HG12	16:AQ:46:HIS:H	1.71	0.56

Continued on next page...

Continued from previous page...

Atom-1	Atom-2	Interatomic distance (Å)	Clash overlap (Å)
31:B0:12:ARG:HD2	31:B0:16:ARG:NH1	2.21	0.56
23:BB:1000:A:H2'	23:BB:1001:A:C8	2.40	0.56
23:BB:1056:G:H8	23:BB:1056:G:O5'	1.88	0.56
23:BB:1141:U:H5''	41:BJ:27:ARG:HH21	1.71	0.56
23:BB:1433:A:H2'	23:BB:1434:A:O4'	2.05	0.56
23:BB:485:C:O2'	23:BB:486:C:H5'	2.05	0.56
40:BH:41:LYS:HA	40:BH:44:ILE:HG13	1.87	0.56
31:B0:54:ILE:H	42:BN:118:ARG:HH12	1.52	0.56
43:BO:82:ALA:O	43:BO:87:ILE:HB	2.04	0.56
50:BT:7:LEU:HA	50:BT:9:LYS:HE3	1.86	0.56
1:CA:1339:A:H2'	1:CA:1340:A:O4'	2.05	0.56
1:CA:868:C:H2'	1:CA:869:G:O4'	2.06	0.56
1:CA:991:U:H2'	1:CA:1212:U:C2	2.40	0.56
20:CB:96:LEU:CD2	20:CB:146:SER:HB2	2.36	0.56
2:CC:82:ASP:O	2:CC:86:LEU:HG	2.05	0.56
6:CG:30:MET:HA	6:CG:38:ALA:HB2	1.87	0.56
8:CI:29:ILE:HA	8:CI:64:ILE:HB	1.87	0.56
11:CL:81:ILE:CG2	11:CL:94:TYR:HB3	2.36	0.56
12:CM:21:ILE:HB	12:CM:24:VAL:CG2	2.31	0.56
12:CM:10:ASP:HB3	12:CM:45:SER:HB3	1.88	0.56
12:CM:94:LEU:HB3	12:CM:95:PRO:HD2	1.86	0.56
1:CA:958:A:H61	18:CS:53:GLY:HA3	1.69	0.56
23:DB:1061:U:H4'	23:DB:1070:A:O3'	2.05	0.56
23:DB:1098:A:C4	24:DI:3:LYS:O	2.59	0.56
23:DB:1131:G:N2	23:DB:2024:G:H21	2.03	0.56
23:DB:2757:A:N3	23:DB:2757:A:H2'	2.19	0.56
23:DB:374:A:H61	23:DB:400:G:H1'	1.71	0.56
23:DB:680:C:H2'	23:DB:681:G:C8	2.39	0.56
23:DB:873:C:H2'	23:DB:874:G:H8	1.68	0.56
26:DD:12:THR:HG22	26:DD:13:ARG:H	1.70	0.56
43:DO:70:ALA:O	43:DO:74:VAL:HG23	2.04	0.56
43:DO:82:ALA:O	43:DO:87:ILE:HB	2.05	0.56
28:DP:4:ILE:HG22	28:DP:5:LYS:N	2.12	0.56
23:DB:1161:C:H1'	49:DR:9:GLY:HA3	1.86	0.56
52:DW:41:GLY:HA2	52:DW:44:PHE:CD2	2.40	0.56
39:DX:39:GLN:O	39:DX:42:LEU:HB2	2.05	0.56
1:AA:1018:G:H2'	1:AA:1019:A:H8	1.71	0.56
1:AA:1062:U:H2'	1:AA:1063:C:C6	2.40	0.56
1:AA:1461:G:H2'	1:AA:1462:C:H6	1.70	0.56
1:AA:312:C:H2'	1:AA:313:A:H8	1.71	0.56
1:AA:484:G:H4'	1:AA:485:U:H5'	1.88	0.56

Continued on next page...

Continued from previous page...

Atom-1	Atom-2	Interatomic distance (Å)	Clash overlap (Å)
1:AA:709:U:H2'	1:AA:710:G:H8	1.70	0.56
1:AA:736:C:H2'	1:AA:737:C:H6	1.70	0.56
20:AB:10:LYS:HB3	20:AB:211:LEU:HD21	1.88	0.56
20:AB:19:THR:O	20:AB:37:VAL:HA	2.05	0.56
3:AD:98:ASP:HB3	3:AD:132:ALA:HB1	1.88	0.56
10:AK:43:TRP:HA	10:AK:69:CYS:SG	2.45	0.56
11:AL:43:LYS:HE3	11:AL:44:PRO:HD3	1.88	0.56
12:AM:28:ARG:NH2	12:AM:62:PHE:HB2	2.20	0.56
22:BA:91:C:H2'	22:BA:92:C:C6	2.41	0.56
23:BB:1028:A:H2'	23:BB:1029:A:C8	2.40	0.56
23:BB:1654:A:H2'	23:BB:1655:A:C8	2.40	0.56
23:BB:2250:G:O5'	23:BB:2250:G:H8	1.89	0.56
23:BB:2828:G:O2'	23:BB:2829:A:H5'	2.05	0.56
23:BB:2898:U:H2'	23:BB:2899:A:H8	1.70	0.56
23:BB:493:G:H2'	23:BB:494:G:O4'	2.05	0.56
23:BB:667:U:H2'	23:BB:668:A:O4'	2.06	0.56
48:BG:85:LYS:HB2	48:BG:164:ALA:HB3	1.88	0.56
41:BJ:88:THR:HG22	41:BJ:91:GLU:HG3	1.87	0.56
23:BB:2019:A:H4'	44:BQ:33:VAL:HG11	1.87	0.56
49:BR:19:THR:HB	49:BR:96:VAL:O	2.05	0.56
10:CK:77:GLY:O	10:CK:79:LYS:HE3	2.05	0.56
11:CL:80:LEU:HD13	11:CL:101:LEU:HD11	1.87	0.56
13:CN:79:SER:OG	13:CN:82:LYS:HG2	2.06	0.56
23:DB:115:C:O2'	23:DB:116:C:H5'	2.06	0.56
23:DB:1210:G:H5'	23:DB:1212:G:H5'	1.86	0.56
23:DB:1429:G:H2'	23:DB:1430:G:H8	1.71	0.56
23:DB:1439:A:C6	23:DB:1552:A:N7	2.74	0.56
23:DB:1486:U:H2'	23:DB:1487:U:C6	2.39	0.56
23:DB:1553:A:O2'	23:DB:1554:U:H2'	2.06	0.56
23:DB:1939:U:H5'	23:DB:1939:U:H6	1.71	0.56
23:DB:2436:G:O2'	23:DB:2437:G:H5'	2.05	0.56
23:DB:2547:A:H2'	23:DB:2548:U:C6	2.41	0.56
23:DB:285:G:H2'	23:DB:286:U:C6	2.41	0.56
23:DB:639:U:H2'	23:DB:640:C:H6	1.71	0.56
23:DB:813:U:H2'	23:DB:814:C:H6	1.69	0.56
25:DC:18:VAL:O	25:DC:18:VAL:HG13	2.04	0.56
26:DD:4:LEU:HD21	26:DD:100:LEU:HB3	1.87	0.56
26:DD:122:VAL:H	26:DD:127:PHE:HB2	1.70	0.56
26:DD:12:THR:HG22	26:DD:13:ARG:N	2.20	0.56
29:DE:61:ARG:NH1	29:DE:64:GLY:HA3	2.20	0.56
47:DF:12:VAL:O	47:DF:16:MET:HG2	2.04	0.56

Continued on next page...

Continued from previous page...

Atom-1	Atom-2	Interatomic distance (Å)	Clash overlap (Å)
40:DH:57:LYS:HG3	40:DH:58:LEU:HD23	1.86	0.56
41:DJ:23:LYS:HZ2	41:DJ:142:ILE:HG12	1.70	0.56
38:DM:37:GLY:HA3	38:DM:127:LYS:HZ3	1.71	0.56
42:DN:58:ASP:O	42:DN:59:SER:HB3	2.04	0.56
35:DV:30:ILE:HA	35:DV:91:PHE:O	2.05	0.56
1:AA:178:C:O2'	1:AA:179:A:H5'	2.06	0.56
1:AA:714:G:N2	1:AA:777:A:H1'	2.20	0.56
1:AA:920:U:H2'	1:AA:921:U:H6	1.70	0.56
20:AB:205:ALA:O	20:AB:209:VAL:HG22	2.06	0.56
10:AK:75:GLU:H	10:AK:75:GLU:CD	2.08	0.56
12:AM:94:LEU:HB3	12:AM:95:PRO:HD2	1.88	0.56
13:AN:79:SER:OG	13:AN:82:LYS:HG2	2.05	0.56
16:AQ:66:LEU:HD13	16:AQ:70:LYS:HG2	1.87	0.56
23:BB:1032:A:H1'	32:B4:23:ILE:HD13	1.87	0.56
22:BA:32:U:H1'	22:BA:52:A:N7	2.21	0.56
23:BB:1177:G:H2'	23:BB:1178:C:C6	2.40	0.56
23:BB:118:A:OP2	23:BB:119:A:H2'	2.06	0.56
23:BB:1675:C:H2'	23:BB:1676:A:O4'	2.06	0.56
23:BB:2026:U:H2'	23:BB:2027:G:C8	2.39	0.56
23:BB:2147:A:H5'	23:BB:2148:G:C4'	2.36	0.56
23:BB:2297:A:H61	23:BB:2319:G:H1'	1.71	0.56
23:BB:252:G:O2'	23:BB:253:C:H5'	2.05	0.56
23:BB:611:C:H2'	23:BB:612:G:O4'	2.05	0.56
25:BC:202:ARG:NH1	25:BC:213:ARG:HE	2.03	0.56
40:BH:27:ARG:H	40:BH:31:VAL:CG2	2.19	0.56
24:BI:10:LEU:HD12	24:BI:10:LEU:O	2.05	0.56
24:BI:75:ALA:HB2	24:BI:112:LYS:HE2	1.86	0.56
41:BJ:25:LEU:HD22	41:BJ:26:GLY:N	2.16	0.56
27:BK:43:ILE:CG2	27:BK:46:ALA:HB2	2.35	0.56
38:BM:61:GLY:HA2	38:BM:107:GLY:HA3	1.88	0.56
23:BB:1454:C:H1'	42:BN:60:VAL:HG13	1.87	0.56
44:BQ:109:VAL:HG12	44:BQ:113:LYS:HE3	1.88	0.56
46:BU:78:LYS:CD	46:BU:79:ALA:H	2.17	0.56
1:CA:237:G:H5''	16:CQ:26:ARG:NH2	2.21	0.56
1:CA:658:C:O2'	1:CA:659:U:H5'	2.06	0.56
3:CD:106:PHE:CD1	3:CD:144:ILE:HD11	2.40	0.56
3:CD:47:LEU:HD23	3:CD:51:GLY:C	2.25	0.56
5:CF:71:ILE:O	5:CF:75:GLU:HG3	2.06	0.56
12:CM:3:ILE:HA	12:CM:56:ARG:HH11	1.69	0.56
53:D6:135:GLU:O	53:D6:139:LYS:HG3	2.06	0.56
23:DB:178:G:O2'	23:DB:179:C:H5'	2.06	0.56

Continued on next page...

Continued from previous page...

Atom-1	Atom-2	Interatomic distance (Å)	Clash overlap (Å)
23:DB:1932:A:H2'	23:DB:1933:G:O4'	2.06	0.56
23:DB:2144:G:H2'	23:DB:2145:C:O3'	2.05	0.56
23:DB:2189:U:H2'	23:DB:2190:G:H5'	1.86	0.56
23:DB:283:G:H3'	23:DB:284:U:H5''	1.87	0.56
23:DB:2876:G:H5''	28:DP:2:ASN:HB2	1.87	0.56
23:DB:521:U:H2'	23:DB:522:A:C8	2.41	0.56
48:DG:30:GLY:CA	48:DG:78:VAL:HA	2.34	0.56
40:DH:65:ALA:CB	40:DH:138:VAL:HG21	2.29	0.56
41:DJ:81:ILE:HG23	41:DJ:82:GLY:N	2.15	0.56
42:DN:54:LEU:HD11	42:DN:62:ASN:HB3	1.87	0.56
44:DQ:93:ILE:O	44:DQ:96:ASP:HB3	2.06	0.56
35:DV:80:HIS:HD2	35:DV:82:TYR:H	1.54	0.56
30:DY:15:ARG:O	30:DY:20:LYS:HE3	2.05	0.56
1:AA:1123:U:O2'	1:AA:1124:G:H5'	2.06	0.56
1:AA:1149:C:H2'	1:AA:1150:A:H8	1.70	0.56
1:AA:129:A:H1'	1:AA:130:A:C8	2.40	0.56
1:AA:501:C:H2'	1:AA:502:A:H8	1.69	0.56
2:AC:185:THR:HG22	2:AC:198:LYS:HA	1.87	0.56
6:AG:134:VAL:HB	6:AG:137:ARG:NH2	2.20	0.56
8:AI:62:LEU:HD22	8:AI:62:LEU:H	1.70	0.56
8:AI:94:ARG:CB	8:AI:94:ARG:HH11	2.16	0.56
23:BB:1283:G:N2	23:BB:1285:A:H3'	2.21	0.56
23:BB:1373:A:H2'	23:BB:1374:G:O4'	2.06	0.56
23:BB:2491:U:H5''	23:BB:2570:G:H5''	1.88	0.56
25:BC:244:VAL:HB	25:BC:249:VAL:H	1.71	0.56
47:BF:128:SER:HB3	47:BF:154:THR:HG23	1.85	0.56
41:BJ:44:TYR:C	41:BJ:44:TYR:CD2	2.79	0.56
28:BP:77:SER:OG	28:BP:79:VAL:HG22	2.04	0.56
50:BT:69:ARG:HB3	50:BT:74:ILE:HD12	1.87	0.56
1:CA:1062:U:H2'	1:CA:1063:C:C6	2.39	0.56
1:CA:1524:C:H2'	1:CA:1525:G:C8	2.41	0.56
1:CA:634:C:H2'	1:CA:635:A:C8	2.41	0.56
20:CB:205:ALA:O	20:CB:209:VAL:HG22	2.05	0.56
20:CB:47:PRO:O	20:CB:51:GLU:HB2	2.05	0.56
20:CB:68:PHE:O	20:CB:90:PHE:HA	2.06	0.56
2:CC:39:ARG:NH1	2:CC:56:ILE:HD12	2.21	0.56
6:CG:56:SER:OG	6:CG:58:LEU:HG	2.06	0.56
8:CI:28:VAL:HA	8:CI:32:ARG:O	2.05	0.56
8:CI:44:ARG:O	8:CI:47:VAL:HG22	2.05	0.56
19:CT:82:ILE:C	19:CT:85:LEU:HD22	2.26	0.56
21:CU:3:ILE:HD13	21:CU:19:LYS:HA	1.87	0.56

Continued on next page...

Continued from previous page...

Atom-1	Atom-2	Interatomic distance (Å)	Clash overlap (Å)
23:DB:1010:A:N3	23:DB:1153:C:H1'	2.21	0.56
23:DB:1745:A:H2'	23:DB:1746:A:C8	2.41	0.56
23:DB:1792:G:O2'	23:DB:1793:C:H5'	2.06	0.56
23:DB:2742:G:O2'	23:DB:2743:U:H5'	2.05	0.56
23:DB:2794:C:H2'	23:DB:2795:C:C6	2.41	0.56
23:DB:479:A:O2'	23:DB:481:G:H5'	2.05	0.56
1:AA:1086:U:H3	1:AA:1099:G:N2	1.95	0.56
1:AA:1472:U:H2'	1:AA:1473:G:H8	1.70	0.56
1:AA:621:A:H2'	1:AA:622:A:C8	2.40	0.56
8:AI:56:MET:HG3	8:AI:57:VAL:HG23	1.87	0.56
12:AM:11:HIS:H	12:AM:45:SER:HB3	1.69	0.56
13:AN:73:LEU:HD12	13:AN:83:VAL:HG21	1.86	0.56
17:AR:44:THR:HB	17:AR:46:THR:HG22	1.88	0.56
23:BB:1649:G:O2'	23:BB:1650:A:H5'	2.05	0.56
23:BB:1946:U:O2'	23:BB:1947:C:H5'	2.06	0.56
23:BB:2019:A:H2	23:BB:2035:G:H22	1.54	0.56
23:BB:2339:C:H2'	23:BB:2340:A:H8	1.71	0.56
23:BB:2340:A:H2'	23:BB:2341:G:C8	2.38	0.56
23:BB:2391:G:H1'	23:BB:2424:C:H41	1.70	0.56
23:BB:538:A:H2'	23:BB:539:G:O4'	2.05	0.56
23:BB:569:U:H2'	23:BB:570:G:O4'	2.05	0.56
41:BJ:30:THR:HG23	41:BJ:31:GLU:H	1.70	0.56
37:BL:119:PRO:HA	37:BL:138:ALA:O	2.05	0.56
37:BL:89:VAL:HA	37:BL:121:THR:O	2.05	0.56
44:BQ:108:LEU:HA	49:BR:48:LYS:HD3	1.86	0.56
50:BT:57:VAL:HG22	50:BT:58:VAL:N	2.15	0.56
46:BU:73:ASN:HD21	46:BU:76:THR:H	1.53	0.56
46:BU:81:ARG:H	46:BU:81:ARG:NH2	2.04	0.56
51:BZ:32:ASN:C	51:BZ:33:LEU:HD12	2.26	0.56
1:CA:1014:A:H4'	18:CS:13:HIS:CD2	2.40	0.56
1:CA:1342:C:H2'	1:CA:1343:G:C8	2.41	0.56
1:CA:373:A:OP2	1:CA:373:A:H3'	2.05	0.56
1:CA:413:G:N1	3:CD:32:LYS:HE2	2.20	0.56
1:CA:478:A:H2'	1:CA:479:U:O4'	2.05	0.56
20:CB:202:ASN:HD22	20:CB:204:ASP:N	1.94	0.56
2:CC:19:SER:O	13:CN:93:PRO:HB3	2.06	0.56
3:CD:116:LEU:O	3:CD:121:ALA:HB3	2.05	0.56
3:CD:123:MET:HB2	3:CD:128:VAL:HA	1.88	0.56
5:CF:47:LEU:HD12	5:CF:54:LEU:O	2.05	0.56
5:CF:53:LYS:HZ2	5:CF:53:LYS:H	1.53	0.56
5:CF:93:LYS:O	5:CF:94:HIS:HB2	2.04	0.56

Continued on next page...

Continued from previous page...

Atom-1	Atom-2	Interatomic distance (Å)	Clash overlap (Å)
10:CK:17:ASP:HB3	10:CK:80:ASN:HD21	1.67	0.56
10:CK:95:THR:HG23	10:CK:96:ILE:H	1.71	0.56
12:CM:78:ARG:NH2	18:CS:64:GLU:HB2	2.21	0.56
13:CN:63:CYS:CB	13:CN:67:GLY:H	2.06	0.56
14:CO:79:THR:HA	14:CO:82:ILE:HD12	1.87	0.56
19:CT:3:ILE:O	19:CT:4:LYS:HB2	2.05	0.56
34:D3:41:ARG:HG3	34:D3:44:ARG:NH2	2.21	0.56
23:DB:154:U:H2'	23:DB:155:A:C8	2.40	0.56
23:DB:1585:C:H2'	23:DB:1586:A:O4'	2.05	0.56
23:DB:2389:G:H5''	23:DB:2390:U:H5'	1.87	0.56
23:DB:2785:C:H2'	23:DB:2786:U:C6	2.40	0.56
23:DB:347:A:H2'	23:DB:348:A:C8	2.40	0.56
23:DB:822:G:O2'	23:DB:823:C:H5'	2.05	0.56
40:DH:5:LEU:HD12	40:DH:17:ASP:HB2	1.88	0.56
23:DB:2358:A:H61	37:DL:54:GLN:HE22	1.53	0.56
28:DP:77:SER:O	28:DP:80:VAL:HG12	2.06	0.56
49:DR:19:THR:HG22	49:DR:97:LYS:HA	1.88	0.56
45:DS:18:ARG:HB3	45:DS:76:VAL:HG22	1.88	0.56
23:DB:922:C:H1'	52:DW:22:VAL:HG21	1.85	0.56
1:AA:1314:C:H3'	18:AS:5:LYS:NZ	2.21	0.56
1:AA:270:A:H2'	1:AA:271:C:H6	1.70	0.56
1:AA:662:U:O2'	1:AA:836:G:H5''	2.05	0.56
1:AA:85:U:H4'	1:AA:86:G:H4'	1.88	0.56
20:AB:186:VAL:O	20:AB:200:PRO:HA	2.06	0.56
3:AD:26:ALA:HA	3:AD:30:LYS:HE3	1.88	0.56
1:AA:413:G:N1	3:AD:32:LYS:HE2	2.21	0.56
5:AF:43:GLY:HA2	5:AF:58:HIS:CE1	2.41	0.56
6:AG:45:ALA:HB3	6:AG:119:LEU:HD23	1.86	0.56
6:AG:56:SER:OG	6:AG:58:LEU:HG	2.05	0.56
10:AK:108:ASN:HD21	21:AU:6:ARG:HD2	1.70	0.56
12:AM:10:ASP:HB3	12:AM:45:SER:HB3	1.86	0.56
14:AO:60:VAL:HG11	23:BB:715:A:O4'	2.05	0.56
23:BB:1484:U:H2'	23:BB:1485:U:C6	2.41	0.56
23:BB:2135:A:H61	23:BB:2156:G:C2'	2.19	0.56
23:BB:2462:C:H2'	23:BB:2463:C:H6	1.69	0.56
23:BB:687:C:H2'	23:BB:688:U:O4'	2.06	0.56
26:BD:4:LEU:HD21	26:BD:100:LEU:HB3	1.87	0.56
29:BE:5:LEU:CD1	29:BE:10:SER:HB2	2.25	0.56
29:BE:175:ILE:HD11	29:BE:180:LEU:HD11	1.86	0.56
28:BP:4:ILE:HA	28:BP:7:LEU:HD13	1.88	0.56
44:BQ:26:ALA:HB1	44:BQ:30:VAL:HB	1.88	0.56

Continued on next page...

Continued from previous page...

Atom-1	Atom-2	Interatomic distance (Å)	Clash overlap (Å)
52:BW:28:GLU:HG3	52:BW:29:SER:H	1.71	0.56
51:BZ:31:PRO:HB2	51:BZ:33:LEU:HD11	1.87	0.56
1:CA:635:A:H2'	1:CA:636:U:C6	2.41	0.56
1:CA:672:U:H2'	1:CA:673:A:H8	1.69	0.56
1:CA:69:G:N2	1:CA:71:A:H62	2.04	0.56
2:CC:19:SER:HB3	2:CC:21:TRP:HE1	1.70	0.56
10:CK:12:ARG:N	10:CK:76:TYR:HA	2.21	0.56
10:CK:92:ARG:NH1	21:CU:20:ARG:HH21	2.02	0.56
11:CL:80:LEU:HB3	11:CL:97:VAL:CG2	2.36	0.56
13:CN:14:ALA:HB1	13:CN:18:LYS:HE3	1.87	0.56
16:CQ:6:THR:HG22	16:CQ:61:ARG:HB3	1.88	0.56
23:DB:1028:A:H2'	23:DB:1029:A:C8	2.41	0.56
23:DB:141:G:H2'	23:DB:142:A:O4'	2.06	0.56
23:DB:2026:U:H2'	23:DB:2027:G:H8	1.70	0.56
23:DB:2210:U:N3	23:DB:2212:A:N7	2.54	0.56
23:DB:2269:G:H4'	52:DW:19:ARG:NH1	2.20	0.56
23:DB:2393:U:H5''	37:DL:62:PRO:HG3	1.87	0.56
23:DB:2001:C:H4'	23:DB:2689:U:O2'	2.06	0.56
25:DC:14:HIS:O	25:DC:16:VAL:HG23	2.04	0.56
26:DD:38:LYS:HD3	26:DD:45:TYR:OH	2.06	0.56
47:DF:105:ILE:C	47:DF:108:PRO:HD2	2.26	0.56
47:DF:34:THR:O	47:DF:89:THR:HA	2.06	0.56
23:DB:1098:A:H3'	24:DI:3:LYS:C	2.26	0.56
38:DM:21:ALA:CB	38:DM:100:LYS:HG2	2.36	0.56
42:DN:78:LYS:HG3	42:DN:83:LEU:HG	1.88	0.56
26:DD:9:VAL:O	28:DP:4:ILE:HD11	2.06	0.56
44:DQ:26:ALA:O	44:DQ:30:VAL:HG12	2.05	0.56
1:AA:1071:C:H2'	1:AA:1072:G:C8	2.39	0.56
1:AA:1137:C:O2'	1:AA:1138:G:H5''	2.06	0.56
1:AA:1342:C:H2'	1:AA:1343:G:H8	1.69	0.56
1:AA:236:A:H2'	1:AA:237:G:C8	2.41	0.56
1:AA:328:C:H4'	1:AA:329:A:H5''	1.88	0.56
1:AA:394:G:O2'	1:AA:395:C:H5'	2.06	0.56
1:AA:861:G:O2'	1:AA:862:C:H5'	2.05	0.56
1:AA:71:A:H61	1:AA:99:C:H1'	1.70	0.56
20:AB:49:PHE:HA	20:AB:212:TYR:OH	2.05	0.56
2:AC:82:ASP:O	2:AC:86:LEU:HG	2.04	0.56
31:B0:38:LEU:HD22	31:B0:41:HIS:NE2	2.21	0.56
23:BB:1263:U:O2'	31:B0:7:PRO:HD2	2.05	0.56
23:BB:1317:G:H2'	23:BB:1318:U:O4'	2.06	0.56
23:BB:1390:U:O2'	23:BB:1391:U:H5'	2.06	0.56

Continued on next page...

Continued from previous page...

Atom-1	Atom-2	Interatomic distance (Å)	Clash overlap (Å)
23:BB:234:U:H2'	23:BB:235:U:H6	1.71	0.56
23:BB:2822:G:H2'	23:BB:2823:A:H5''	1.88	0.56
23:BB:2852:G:H2'	23:BB:2853:C:C6	2.40	0.56
23:BB:657:U:H2'	23:BB:658:U:C6	2.41	0.56
23:BB:697:G:H2'	23:BB:698:C:C6	2.41	0.56
43:BO:15:ARG:HH21	43:BO:95:SER:CB	2.19	0.56
50:BT:57:VAL:HG12	50:BT:86:THR:OG1	2.06	0.56
50:BT:74:ILE:HG13	50:BT:75:GLY:H	1.70	0.56
46:BU:24:VAL:HA	46:BU:35:VAL:HA	1.86	0.56
1:CA:1370:G:O2'	1:CA:1371:G:H5'	2.06	0.56
1:CA:376:G:OP1	15:CP:5:ARG:HB2	2.05	0.56
1:CA:599:C:O2'	1:CA:600:A:H5'	2.05	0.56
1:CA:783:C:O2'	1:CA:784:A:H5'	2.06	0.56
20:CB:101:THR:HG23	20:CB:102:ASN:N	2.21	0.56
12:CM:85:TYR:HA	12:CM:88:LEU:HD12	1.88	0.56
16:CQ:16:MET:CB	16:CQ:19:SER:HB2	2.36	0.56
23:DB:2730:C:H2'	23:DB:2731:G:H8	1.71	0.56
23:DB:654:A:O2'	23:DB:655:A:H5''	2.06	0.56
29:DE:108:ILE:HD13	29:DE:108:ILE:O	2.06	0.56
29:DE:58:LYS:HE2	29:DE:60:TRP:CD1	2.41	0.56
47:DF:107:VAL:O	47:DF:110:ILE:HG22	2.05	0.56
43:DO:58:ILE:O	43:DO:62:LEU:HD23	2.06	0.56
44:DQ:35:PHE:C	44:DQ:37:ALA:H	2.07	0.56
49:DR:5:PHE:O	49:DR:11:GLN:HA	2.06	0.56
50:DT:5:GLU:HA	50:DT:8:LEU:HD12	1.88	0.56
46:DU:72:PHE:HA	46:DU:78:LYS:O	2.06	0.56
1:AA:373:A:OP2	1:AA:373:A:H3'	2.06	0.56
1:AA:415:A:H3'	1:AA:416:G:H8	1.70	0.56
3:AD:169:TRP:CE2	3:AD:185:PRO:HB3	2.41	0.56
12:AM:80:MET:C	12:AM:82:LEU:H	2.06	0.56
23:BB:1080:A:H2'	23:BB:1081:U:H6	1.71	0.56
23:BB:125:A:H3'	23:BB:126:A:H5'	1.88	0.56
23:BB:1487:U:H2'	23:BB:1488:C:H6	1.71	0.56
23:BB:1590:A:H2'	23:BB:1591:A:C8	2.40	0.56
23:BB:2803:G:H2'	23:BB:2804:U:H6	1.71	0.56
23:BB:282:A:H2'	23:BB:283:G:C8	2.41	0.56
23:BB:79:C:HO2'	23:BB:346:A:C1'	2.19	0.56
23:BB:864:G:O2'	23:BB:865:C:H5'	2.06	0.56
23:BB:873:C:H4'	38:BM:64:TRP:NE1	2.15	0.56
40:BH:139:PHE:O	40:BH:140:ALA:CB	2.54	0.56
41:BJ:18:VAL:CG1	41:BJ:54:ILE:HD11	2.36	0.56

Continued on next page...

Continued from previous page...

Atom-1	Atom-2	Interatomic distance (Å)	Clash overlap (Å)
37:BL:74:THR:HA	37:BL:107:PHE:O	2.06	0.56
45:BS:7:HIS:HB3	45:BS:103:ILE:HB	1.88	0.56
46:BU:40:LEU:HA	46:BU:60:LYS:O	2.06	0.56
52:BW:59:PHE:O	52:BW:60:ALA:HB3	2.06	0.56
1:CA:1035:A:H2'	1:CA:1036:A:C8	2.40	0.56
1:CA:1465:A:H2'	1:CA:1466:C:C6	2.41	0.56
1:CA:1491:G:C5	55:CA:1662:LLL:H21	2.41	0.56
1:CA:797:C:O2'	1:CA:798:U:H5'	2.06	0.56
1:CA:861:G:O2'	1:CA:862:C:H5'	2.05	0.56
20:CB:16:GLY:HA2	20:CB:40:ILE:CG1	2.35	0.56
2:CC:139:ASN:O	2:CC:143:LEU:HD23	2.06	0.56
2:CC:30:ASP:HA	13:CN:64:ARG:HH12	1.70	0.56
5:CF:38:ARG:HD3	5:CF:97:THR:HA	1.87	0.56
6:CG:100:MET:O	6:CG:104:VAL:HG23	2.06	0.56
1:CA:939:G:H5''	6:CG:101:ARG:CZ	2.36	0.56
6:CG:121:ASN:HD22	6:CG:121:ASN:N	2.03	0.56
13:CN:79:SER:O	13:CN:83:VAL:HG23	2.06	0.56
16:CQ:56:ASP:N	16:CQ:81:ALA:HB2	2.21	0.56
23:DB:1559:U:H3'	23:DB:1560:G:H5'	1.88	0.56
23:DB:1873:G:O2'	23:DB:1874:C:H5'	2.05	0.56
23:DB:2078:C:H2'	23:DB:2079:U:H6	1.70	0.56
23:DB:966:G:HO2'	23:DB:2267:A:H2	1.54	0.56
23:DB:2291:U:H2'	23:DB:2292:U:C6	2.41	0.56
23:DB:2652:C:O2'	23:DB:2653:U:H5'	2.06	0.56
23:DB:38:A:N3	29:DE:43:THR:HB	2.20	0.56
25:DC:149:LYS:HG2	25:DC:152:GLN:NE2	2.22	0.56
26:DD:69:ALA:N	26:DD:73:VAL:HB	2.21	0.56
47:DF:163:GLU:HA	47:DF:166:ARG:CD	2.30	0.56
41:DJ:55:ILE:HG13	41:DJ:55:ILE:O	2.05	0.56
37:DL:89:VAL:HA	37:DL:121:THR:O	2.06	0.56
46:DU:35:VAL:HB	46:DU:38:ILE:CG2	2.36	0.56
52:DW:39:GLN:HG3	52:DW:42:THR:CB	2.36	0.56
1:AA:1008:U:H2'	1:AA:1009:U:H5''	1.87	0.55
1:AA:1033:G:H2'	1:AA:1034:G:O4'	2.06	0.55
1:AA:1070:U:H2'	1:AA:1071:C:C6	2.40	0.55
1:AA:1077:G:N2	1:AA:1080:A:OP2	2.31	0.55
1:AA:1234:C:O2'	1:AA:1235:U:H5'	2.06	0.55
1:AA:211:G:H2'	1:AA:212:G:O4'	2.06	0.55
1:AA:336:A:O2'	1:AA:337:G:H5'	2.06	0.55
1:AA:407:U:O2'	3:AD:112:GLU:HG3	2.06	0.55
1:AA:66:A:O2'	1:AA:67:C:H5'	2.06	0.55

Continued on next page...

Continued from previous page...

Atom-1	Atom-2	Interatomic distance (Å)	Clash overlap (Å)
2:AC:190:THR:HG22	2:AC:191:THR:N	2.20	0.55
22:BA:106:G:H2'	22:BA:107:G:C8	2.41	0.55
23:BB:1987:A:H2'	23:BB:1988:G:C8	2.41	0.55
23:BB:2560:A:H2'	23:BB:2561:U:C6	2.41	0.55
23:BB:2834:G:H1'	23:BB:2883:A:H61	1.70	0.55
23:BB:2869:G:H2'	23:BB:2870:C:C6	2.41	0.55
23:BB:443:A:H1'	23:BB:1201:U:O4'	2.07	0.55
23:BB:575:A:O2'	23:BB:576:U:H5'	2.06	0.55
23:BB:5:A:H2'	23:BB:6:A:H8	1.70	0.55
29:BE:155:GLU:O	29:BE:159:LEU:HB2	2.06	0.55
48:BG:46:ASP:CG	48:BG:47:ASN:H	2.10	0.55
24:BI:14:ALA:HB1	24:BI:50:LYS:HA	1.87	0.55
43:BO:49:VAL:HG11	43:BO:82:ALA:CA	2.36	0.55
44:BQ:34:ALA:O	44:BQ:37:ALA:HB3	2.06	0.55
44:BQ:68:ALA:HB1	44:BQ:73:ILE:HG23	1.88	0.55
23:BB:518:G:H4'	45:BS:18:ARG:NH2	2.21	0.55
46:BU:70:ALA:HB1	46:BU:79:ALA:CB	2.28	0.55
1:CA:476:U:H2'	1:CA:477:C:C6	2.41	0.55
1:CA:586:C:H5''	7:CH:81:GLY:HA2	1.88	0.55
1:CA:676:A:H2'	1:CA:677:U:C6	2.41	0.55
1:CA:737:C:H2'	1:CA:738:C:H6	1.71	0.55
5:CF:43:GLY:HA2	5:CF:58:HIS:CE1	2.41	0.55
5:CF:38:ARG:HH21	5:CF:63:ASN:ND2	2.03	0.55
5:CF:66:ALA:HB1	5:CF:67:PRO:HD2	1.88	0.55
10:CK:45:THR:HG23	10:CK:48:GLY:HA3	1.87	0.55
11:CL:54:VAL:HG12	11:CL:55:ARG:N	2.20	0.55
13:CN:73:LEU:HD12	13:CN:83:VAL:HG21	1.87	0.55
18:CS:6:LYS:HD2	18:CS:6:LYS:N	2.20	0.55
22:DA:22:U:H2'	22:DA:23:G:C8	2.40	0.55
22:DA:91:C:H2'	22:DA:92:C:H6	1.71	0.55
23:DB:1327:A:H2'	23:DB:1328:A:O4'	2.06	0.55
23:DB:1580:A:H2'	23:DB:1581:G:O4'	2.05	0.55
23:DB:1590:A:H2'	23:DB:1591:A:C8	2.41	0.55
23:DB:2182:U:H2'	23:DB:2183:A:C8	2.41	0.55
23:DB:2286:G:H4'	23:DB:2287:A:O4'	2.06	0.55
23:DB:2386:A:N3	52:DW:38:ARG:HD2	2.21	0.55
23:DB:2386:A:H2'	23:DB:2387:U:C6	2.41	0.55
23:DB:2498:C:O2'	23:DB:2499:C:H5'	2.05	0.55
23:DB:425:G:O2'	23:DB:426:C:H5'	2.07	0.55
23:DB:674:G:H4'	29:DE:69:ARG:HB3	1.88	0.55
48:DG:84:LYS:HG3	48:DG:131:VAL:CA	2.36	0.55

Continued on next page...

Continued from previous page...

Atom-1	Atom-2	Interatomic distance (Å)	Clash overlap (Å)
24:DI:49:GLU:CB	24:DI:52:LEU:HD12	2.36	0.55
24:DI:54:ILE:HD13	24:DI:55:PRO:N	2.21	0.55
41:DJ:44:TYR:CD2	41:DJ:44:TYR:C	2.79	0.55
28:DP:103:THR:HG22	28:DP:104:GLY:H	1.71	0.55
28:DP:4:ILE:HA	28:DP:7:LEU:HD13	1.88	0.55
35:DV:24:ASN:HB3	35:DV:44:HIS:HB3	1.88	0.55
35:DV:63:ILE:N	35:DV:63:ILE:HD12	2.21	0.55
52:DW:35:ILE:O	52:DW:35:ILE:HG12	2.06	0.55
39:DX:51:ALA:O	39:DX:55:THR:N	2.36	0.55
1:AA:323:U:H2'	1:AA:324:G:O4'	2.06	0.55
1:AA:478:A:H2'	1:AA:479:U:O4'	2.06	0.55
5:AF:51:ILE:O	5:AF:51:ILE:HG23	2.06	0.55
5:AF:42:TRP:HB2	5:AF:59:TYR:HB2	1.88	0.55
5:AF:66:ALA:HB1	5:AF:67:PRO:HD2	1.89	0.55
5:AF:93:LYS:O	5:AF:94:HIS:HB2	2.05	0.55
10:AK:80:ASN:HD22	10:AK:80:ASN:N	2.04	0.55
13:AN:30:ILE:HG21	13:AN:44:VAL:CG2	2.35	0.55
16:AQ:16:MET:HB3	16:AQ:19:SER:HB2	1.86	0.55
18:AS:29:PRO:HA	18:AS:47:THR:O	2.06	0.55
19:AT:54:GLN:N	19:AT:55:PRO:HD2	2.22	0.55
53:B6:39:LEU:HG	53:B6:40:HIS:H	1.70	0.55
23:BB:1372:U:H1'	23:BB:2214:C:C4	2.41	0.55
23:BB:2884:U:H2'	23:BB:2885:G:C8	2.41	0.55
23:BB:559:G:H1'	44:BQ:55:GLN:HE21	1.71	0.55
25:BC:121:ALA:HB3	25:BC:129:LEU:HD11	1.88	0.55
25:BC:90:ILE:CD1	25:BC:102:TYR:HB3	2.37	0.55
26:BD:141:ARG:HG3	26:BD:141:ARG:O	2.06	0.55
40:BH:18:GLN:HE21	40:BH:39:ALA:HB1	1.71	0.55
24:BI:77:VAL:HA	24:BI:80:LYS:CE	2.36	0.55
37:BL:57:LEU:HA	37:BL:60:ARG:NE	2.21	0.55
37:BL:59:ARG:C	37:BL:61:LEU:H	2.09	0.55
46:BU:64:ILE:HG13	46:BU:65:GLN:H	1.71	0.55
1:CA:1173:U:H2'	1:CA:1174:G:C8	2.41	0.55
1:CA:1198:G:H2'	1:CA:1199:U:C6	2.41	0.55
1:CA:633:G:H2'	1:CA:634:C:C6	2.42	0.55
1:CA:821:G:O2'	1:CA:822:U:H5'	2.06	0.55
5:CF:72:ASP:HA	5:CF:75:GLU:OE1	2.07	0.55
10:CK:36:ARG:HG3	10:CK:36:ARG:HH11	1.70	0.55
12:CM:15:VAL:HG22	12:CM:33:LEU:HD12	1.88	0.55
19:CT:79:THR:HA	19:CT:82:ILE:CG1	2.36	0.55
23:DB:1534:U:H2'	23:DB:1536:C:C5	2.40	0.55

Continued on next page...

Continued from previous page...

Atom-1	Atom-2	Interatomic distance (Å)	Clash overlap (Å)
23:DB:1649:G:O2'	23:DB:1650:A:H5'	2.06	0.55
23:DB:1722:A:H2'	23:DB:1723:G:C8	2.40	0.55
23:DB:2363:G:O2'	23:DB:2364:C:H5'	2.06	0.55
26:DD:148:GLN:O	26:DD:149:ASN:HB2	2.05	0.55
26:DD:16:THR:HB	26:DD:18:ASP:OD1	2.07	0.55
23:DB:2680:U:H5'	26:DD:194:PRO:HA	1.88	0.55
48:DG:17:LYS:HZ2	48:DG:18:ILE:N	2.03	0.55
48:DG:53:PRO:HG3	48:DG:61:TRP:CD2	2.40	0.55
43:DO:25:ARG:O	43:DO:39:VAL:HA	2.06	0.55
43:DO:49:VAL:HG11	43:DO:82:ALA:CA	2.36	0.55
44:DQ:26:ALA:HB1	44:DQ:30:VAL:CG1	2.36	0.55
49:DR:62:GLU:O	49:DR:96:VAL:HA	2.05	0.55
35:DV:31:TYR:CB	35:DV:37:PRO:HG3	2.36	0.55
51:DZ:40:VAL:O	51:DZ:42:SER:N	2.39	0.55
1:AA:168:G:O2'	1:AA:169:C:H5'	2.06	0.55
20:AB:95:TRP:HZ2	20:AB:100:LEU:HD22	1.71	0.55
4:AE:21:SER:HB2	4:AE:28:ARG:HE	1.70	0.55
6:AG:30:MET:HA	6:AG:38:ALA:HB2	1.87	0.55
12:AM:71:GLU:HA	12:AM:74:MET:HG2	1.89	0.55
11:AL:7:VAL:HG22	16:AQ:33:TYR:HD1	1.70	0.55
53:B6:141:LYS:HE3	53:B6:142:LYS:CE	2.36	0.55
23:BB:1434:A:H62	23:BB:1558:C:H42	1.55	0.55
23:BB:151:C:H2'	23:BB:152:A:C8	2.41	0.55
23:BB:1878:G:H2'	23:BB:1879:C:C6	2.41	0.55
23:BB:2685:G:O2'	23:BB:2686:G:H5'	2.07	0.55
23:BB:2743:U:H2'	23:BB:2744:G:O4'	2.05	0.55
23:BB:2745:C:H1'	48:BG:142:GLN:OE1	2.06	0.55
23:BB:2860:A:O5'	23:BB:2860:A:H8	1.89	0.55
23:BB:870:U:O2'	23:BB:871:U:H5'	2.06	0.55
26:BD:117:GLY:HA2	26:BD:164:GLN:NE2	2.21	0.55
27:BK:47:ILE:HG23	27:BK:48:PRO:CD	2.36	0.55
43:BO:25:ARG:HG3	43:BO:27:VAL:HG23	1.89	0.55
50:BT:30:ILE:HG12	50:BT:31:VAL:N	2.20	0.55
46:BU:40:LEU:H	46:BU:40:LEU:HD12	1.70	0.55
46:BU:66:VAL:O	46:BU:69:VAL:HG22	2.06	0.55
1:CA:1200:C:C3'	1:CA:1201:A:H5'	2.36	0.55
1:CA:1493:A:H2'	23:DB:1913:A:H61	1.71	0.55
1:CA:336:A:O2'	1:CA:337:G:H5'	2.06	0.55
1:CA:61:G:H4'	1:CA:386:C:O2'	2.06	0.55
2:CC:57:GLU:O	2:CC:63:ILE:HA	2.06	0.55
5:CF:6:ILE:HD11	5:CF:8:PHE:HD2	1.72	0.55

Continued on next page...

Continued from previous page...

Atom-1	Atom-2	Interatomic distance (Å)	Clash overlap (Å)
23:DB:145:C:H2'	23:DB:146:A:C8	2.40	0.55
23:DB:1522:A:H8	23:DB:1522:A:OP1	1.90	0.55
23:DB:2339:C:H2'	23:DB:2340:A:C8	2.41	0.55
23:DB:2675:A:N1	23:DB:2732:G:O6	2.39	0.55
23:DB:2893:A:H5''	23:DB:2894:G:H5'	1.88	0.55
25:DC:93:VAL:HG13	25:DC:94:LEU:N	2.22	0.55
47:DF:104:THR:C	47:DF:105:ILE:HG13	2.27	0.55
40:DH:27:ARG:H	40:DH:31:VAL:HG23	1.70	0.55
23:DB:637:A:H5''	37:DL:112:LEU:HD22	1.89	0.55
42:DN:87:PHE:C	42:DN:89:SER:H	2.10	0.55
45:DS:73:LYS:HE3	45:DS:74:ILE:N	2.09	0.55
39:DX:1:MET:HB3	39:DX:5:GLU:OE1	2.05	0.55
51:DZ:31:PRO:HB2	51:DZ:33:LEU:HD11	1.88	0.55
1:AA:1035:A:H2'	1:AA:1036:A:C8	2.42	0.55
1:AA:1226:C:H5''	12:AM:101:THR:HB	1.88	0.55
1:AA:1524:C:H2'	1:AA:1525:G:C8	2.41	0.55
1:AA:312:C:H2'	1:AA:313:A:C8	2.41	0.55
1:AA:634:C:H2'	1:AA:635:A:C8	2.41	0.55
1:AA:883:C:O2'	1:AA:884:U:H5'	2.06	0.55
2:AC:133:MET:O	2:AC:137:VAL:HG23	2.06	0.55
6:AG:99:ALA:O	6:AG:103:ILE:HG13	2.06	0.55
9:AJ:40:ILE:HD12	9:AJ:73:LEU:HB3	1.88	0.55
1:AA:520:A:OP1	11:AL:48:LEU:HD12	2.07	0.55
11:AL:49:ARG:HG2	11:AL:89:LEU:HD21	1.87	0.55
13:AN:16:ALA:HA	13:AN:54:SER:O	2.07	0.55
14:AO:79:THR:HA	14:AO:82:ILE:HD12	1.88	0.55
53:B6:30:THR:CG2	53:B6:179:LYS:HD3	2.36	0.55
23:BB:1381:G:H2'	23:BB:1382:G:H5'	1.89	0.55
23:BB:1843:C:O2'	23:BB:1844:C:H5'	2.07	0.55
23:BB:1947:C:H2'	23:BB:1948:G:C8	2.41	0.55
23:BB:994:C:H3'	44:BQ:53:LYS:NZ	2.21	0.55
26:BD:114:LYS:HD2	26:BD:116:LYS:HZ1	1.70	0.55
29:BE:48:THR:HG23	29:BE:88:ARG:HH12	1.71	0.55
41:BJ:55:ILE:O	41:BJ:55:ILE:HG13	2.06	0.55
38:BM:17:ASN:ND2	38:BM:95:LEU:HG	2.20	0.55
30:BY:28:LEU:HA	30:BY:33:HIS:HD2	1.71	0.55
1:CA:1163:A:H2'	1:CA:1164:G:C8	2.41	0.55
1:CA:1463:U:H2'	1:CA:1464:U:C6	2.41	0.55
1:CA:769:G:H4'	1:CA:1513:A:H4'	1.88	0.55
1:CA:674:G:H2'	1:CA:675:A:C8	2.38	0.55
1:CA:95:C:O2	1:CA:95:C:H2'	2.05	0.55

Continued on next page...

Continued from previous page...

Atom-1	Atom-2	Interatomic distance (Å)	Clash overlap (Å)
20:CB:212:TYR:O	20:CB:216:VAL:HG13	2.06	0.55
3:CD:56:GLU:O	3:CD:60:VAL:HG12	2.06	0.55
11:CL:35:ARG:HH11	11:CL:35:ARG:HA	1.69	0.55
53:D6:33:ALA:HB2	53:D6:63:PRO:HA	1.87	0.55
23:DB:1032:A:H1'	32:D4:23:ILE:HD13	1.88	0.55
23:DB:1760:C:H2'	23:DB:1761:C:O4'	2.05	0.55
25:DC:185:ALA:C	25:DC:187:CYS:H	2.10	0.55
26:DD:121:THR:HB	26:DD:127:PHE:CD1	2.41	0.55
26:DD:33:ARG:HE	26:DD:74:GLU:HB3	1.71	0.55
47:DF:87:LYS:C	47:DF:88:VAL:HG23	2.26	0.55
48:DG:96:ALA:HB3	48:DG:103:ASN:HB3	1.89	0.55
48:DG:24:THR:C	48:DG:25:ILE:HD12	2.26	0.55
38:DM:61:GLY:HA2	38:DM:107:GLY:HA3	1.89	0.55
44:DQ:91:ARG:HG2	44:DQ:93:ILE:HG22	1.87	0.55
50:DT:30:ILE:HG12	50:DT:31:VAL:N	2.20	0.55
46:DU:21:ARG:HD3	46:DU:72:PHE:CD2	2.40	0.55
35:DV:53:LYS:HZ3	35:DV:54:ALA:HB3	1.71	0.55
1:AA:1219:A:H2'	1:AA:1220:G:C8	2.42	0.55
1:AA:1508:A:H2'	1:AA:1509:C:H6	1.71	0.55
1:AA:441:A:H61	1:AA:493:A:H61	1.53	0.55
6:AG:100:MET:O	6:AG:104:VAL:HG23	2.06	0.55
12:AM:15:VAL:HG22	12:AM:33:LEU:HD12	1.87	0.55
1:AA:1014:A:H4'	18:AS:13:HIS:CD2	2.42	0.55
53:B6:12:SER:O	53:B6:16:LYS:HD2	2.06	0.55
53:B6:84:ARG:HG3	53:B6:85:ASP:OD1	2.07	0.55
23:BB:1779:U:C5	23:BB:1784:A:N7	2.75	0.55
23:BB:454:A:H3'	23:BB:455:C:H5'	1.89	0.55
23:BB:785:G:H2'	23:BB:786:C:C6	2.41	0.55
23:BB:863:A:H2'	23:BB:864:G:H8	1.71	0.55
26:BD:121:THR:HB	26:BD:127:PHE:CD1	2.41	0.55
48:BG:153:PRO:CG	48:BG:162:ARG:HB3	2.35	0.55
40:BH:54:LEU:HD12	40:BH:55:GLU:H	1.71	0.55
40:BH:9:VAL:HG12	40:BH:12:LEU:HG	1.87	0.55
37:BL:57:LEU:C	37:BL:59:ARG:H	2.07	0.55
42:BN:33:ILE:O	42:BN:33:ILE:HD12	2.07	0.55
42:BN:65:LEU:O	42:BN:68:ALA:HB3	2.06	0.55
45:BS:42:LYS:O	45:BS:45:VAL:HG22	2.06	0.55
1:CA:1260:G:H4'	1:CA:1283:U:O2'	2.07	0.55
1:CA:140:U:H2'	1:CA:141:G:H8	1.71	0.55
1:CA:35:G:H2'	1:CA:36:C:H6	1.69	0.55
1:CA:501:C:H2'	1:CA:502:A:C8	2.41	0.55

Continued on next page...

Continued from previous page...

Atom-1	Atom-2	Interatomic distance (Å)	Clash overlap (Å)
1:CA:692:U:C2	1:CA:694:A:H5''	2.41	0.55
1:CA:845:A:H5''	1:CA:846:G:C8	2.42	0.55
1:CA:880:C:O2'	1:CA:881:G:H5'	2.07	0.55
1:CA:986:U:H2'	1:CA:987:G:O4'	2.06	0.55
20:CB:19:THR:HG23	20:CB:20:ARG:H	1.69	0.55
4:CE:28:ARG:CZ	4:CE:30:PHE:HB3	2.37	0.55
1:CA:1179:A:H4'	8:CI:104:THR:HA	1.87	0.55
12:CM:77:LYS:HG2	12:CM:81:ASP:OD1	2.06	0.55
13:CN:60:ARG:NH2	13:CN:69:PRO:HB3	2.21	0.55
18:CS:10:ILE:HG22	18:CS:37:SER:HB3	1.88	0.55
21:CU:40:PRO:C	21:CU:42:THR:H	2.10	0.55
53:D6:33:ALA:HB2	53:D6:63:PRO:O	2.06	0.55
23:DB:1203:U:H4'	37:DL:3:LEU:HD12	1.87	0.55
23:DB:1429:G:O2'	23:DB:1430:G:H5'	2.06	0.55
23:DB:1656:C:H2'	23:DB:1657:U:C6	2.41	0.55
23:DB:2341:G:H2'	23:DB:2342:C:H6	1.72	0.55
23:DB:354:A:H2'	23:DB:355:U:C6	2.42	0.55
23:DB:718:A:H2'	23:DB:719:C:H5'	1.88	0.55
23:DB:917:A:H5''	23:DB:2268:A:N6	2.22	0.55
41:DJ:124:VAL:O	41:DJ:125:TYR:HB2	2.06	0.55
27:DK:87:LEU:HB2	27:DK:93:GLN:O	2.06	0.55
37:DL:81:ASP:HA	37:DL:84:LYS:HE3	1.89	0.55
38:DM:34:LYS:HB3	38:DM:129:THR:HG22	1.87	0.55
27:DK:120:PRO:HA	28:DP:65:ASN:ND2	2.22	0.55
44:DQ:65:ASN:CB	44:DQ:75:TYR:HB2	2.37	0.55
52:DW:39:GLN:CG	52:DW:40:ARG:N	2.69	0.55
1:AA:81:A:O2'	1:AA:82:G:N7	2.40	0.55
1:AA:860:A:H2'	1:AA:861:G:O4'	2.06	0.55
4:AE:55:VAL:N	4:AE:56:PRO:HD2	2.21	0.55
1:AA:1179:A:H4'	8:AI:104:THR:HA	1.88	0.55
18:AS:6:LYS:HD2	18:AS:6:LYS:N	2.22	0.55
19:AT:78:LEU:O	19:AT:82:ILE:HG23	2.06	0.55
22:BA:32:U:H2'	22:BA:33:G:O4'	2.07	0.55
23:BB:1486:U:H2'	23:BB:1487:U:H6	1.72	0.55
23:BB:1656:C:H2'	23:BB:1657:U:C6	2.42	0.55
23:BB:2438:U:O2'	23:BB:2439:A:H5''	2.06	0.55
23:BB:2843:G:O2'	23:BB:2844:G:H5'	2.06	0.55
23:BB:850:U:H2'	23:BB:851:C:C6	2.41	0.55
26:BD:69:ALA:N	26:BD:73:VAL:HB	2.21	0.55
40:BH:57:LYS:NZ	40:BH:58:LEU:HB2	2.21	0.55
46:BU:34:ILE:HG12	46:BU:63:ALA:HB2	1.88	0.55

Continued on next page...

Continued from previous page...

Atom-1	Atom-2	Interatomic distance (Å)	Clash overlap (Å)
30:BY:50:VAL:O	30:BY:54:VAL:HG22	2.07	0.55
1:CA:1137:C:H1'	1:CA:1138:G:N1	2.22	0.55
1:CA:1513:A:H2'	1:CA:1514:G:H8	1.71	0.55
4:CE:55:VAL:N	4:CE:56:PRO:HD2	2.21	0.55
10:CK:16:SER:HA	10:CK:79:LYS:HG2	1.88	0.55
10:CK:92:ARG:HH11	21:CU:20:ARG:HH21	1.53	0.55
23:DB:1138:G:H21	41:DJ:108:MET:CE	2.18	0.55
23:DB:1400:U:H2'	23:DB:1401:G:H8	1.70	0.55
23:DB:2098:U:H2'	23:DB:2099:U:H1'	1.89	0.55
23:DB:2365:G:O2'	52:DW:59:PHE:HE1	1.89	0.55
23:DB:2666:C:O4'	23:DB:2666:C:O2	2.22	0.55
23:DB:807:U:H2'	23:DB:808:G:H8	1.71	0.55
23:DB:934:U:H2'	23:DB:935:C:H6	1.69	0.55
29:DE:49:ARG:O	29:DE:74:LYS:HD3	2.07	0.55
47:DF:34:THR:HA	47:DF:89:THR:HA	1.88	0.55
40:DH:7:ASP:CG	40:DH:8:LYS:H	2.08	0.55
37:DL:59:ARG:C	37:DL:61:LEU:H	2.09	0.55
52:DW:37:VAL:HG13	52:DW:55:ASP:O	2.06	0.55
30:DY:29:ARG:H	30:DY:33:HIS:CD2	2.24	0.55
1:AA:1030:U:H4'	1:AA:1031:C:C4	2.41	0.55
1:AA:991:U:H2'	1:AA:1212:U:C2	2.42	0.55
1:AA:261:U:H2'	1:AA:263:A:OP2	2.06	0.55
1:AA:769:G:H4'	1:AA:1513:A:H4'	1.87	0.55
2:AC:19:SER:HB3	2:AC:21:TRP:HE1	1.71	0.55
10:AK:17:ASP:HA	10:AK:80:ASN:O	2.06	0.55
12:AM:102:LYS:HG3	12:AM:103:THR:OG1	2.07	0.55
34:B3:39:ARG:O	34:B3:43:LEU:HG	2.07	0.55
23:BB:1203:U:H3'	23:BB:1204:A:H5''	1.89	0.55
23:BB:528:A:N1	23:BB:2042:A:H2'	2.22	0.55
23:BB:281:C:H2'	23:BB:282:A:H8	1.70	0.55
23:BB:320:A:H4'	23:BB:322:A:N7	2.22	0.55
23:BB:350:G:H2'	23:BB:351:C:C6	2.41	0.55
23:BB:38:A:N3	29:BE:43:THR:HB	2.22	0.55
23:BB:632:A:H2'	23:BB:633:A:C8	2.42	0.55
25:BC:20:ASN:HD22	25:BC:23:LEU:HD13	1.72	0.55
24:BI:100:ILE:O	24:BI:139:VAL:HA	2.07	0.55
27:BK:64:ARG:HB2	27:BK:83:ALA:HB3	1.88	0.55
44:BQ:50:ARG:HD2	44:BQ:50:ARG:N	2.22	0.55
35:BV:14:LYS:HE2	35:BV:18:ARG:HH21	1.72	0.55
35:BV:31:TYR:CB	35:BV:37:PRO:HG3	2.36	0.55
39:BX:45:GLN:O	39:BX:47:ARG:N	2.40	0.55

Continued on next page...

Continued from previous page...

Atom-1	Atom-2	Interatomic distance (Å)	Clash overlap (Å)
1:CA:1030:U:H4'	1:CA:1031:C:C4	2.42	0.55
1:CA:1225:A:H3'	1:CA:1226:C:H6	1.71	0.55
1:CA:1413:A:O2'	1:CA:1414:U:H5'	2.07	0.55
1:CA:190:A:H2'	1:CA:191:G:O4'	2.07	0.55
1:CA:502:A:H2'	1:CA:503:C:C6	2.42	0.55
1:CA:636:U:H2'	1:CA:637:C:H6	1.71	0.55
20:CB:186:VAL:O	20:CB:200:PRO:HA	2.07	0.55
20:CB:57:ASN:HB3	20:CB:219:THR:O	2.07	0.55
31:D0:38:LEU:HD22	31:D0:41:HIS:NE2	2.22	0.55
23:DB:2511:U:H2'	23:DB:2512:C:C6	2.42	0.55
23:DB:2758:A:O2'	23:DB:2759:G:H5'	2.07	0.55
23:DB:340:A:H2'	23:DB:341:C:O4'	2.06	0.55
23:DB:506:G:H5''	23:DB:509:C:O2'	2.07	0.55
23:DB:705:A:N6	23:DB:726:G:O2'	2.40	0.55
23:DB:719:C:O2'	23:DB:720:U:H5'	2.06	0.55
23:DB:857:G:C2'	23:DB:858:G:H5'	2.36	0.55
41:DJ:72:LYS:CG	41:DJ:89:PHE:HB2	2.37	0.55
23:DB:1454:C:H5'	42:DN:63:ARG:NE	2.22	0.55
42:DN:65:LEU:O	42:DN:68:ALA:HB3	2.06	0.55
43:DO:25:ARG:HG3	43:DO:27:VAL:HG23	1.88	0.55
45:DS:50:VAL:HA	45:DS:53:SER:HB2	1.87	0.55
50:DT:69:ARG:HB3	50:DT:74:ILE:HD12	1.89	0.55
46:DU:34:ILE:HG12	46:DU:63:ALA:HB2	1.89	0.55
52:DW:59:PHE:O	52:DW:60:ALA:HB3	2.06	0.55
1:AA:384:G:H2'	1:AA:385:C:C6	2.42	0.55
1:AA:45:G:H2'	1:AA:46:G:H8	1.70	0.55
1:AA:986:U:H2'	1:AA:987:G:O4'	2.07	0.55
3:AD:116:LEU:O	3:AD:121:ALA:HB3	2.06	0.55
3:AD:81:LEU:HB2	3:AD:88:ASN:ND2	2.22	0.55
4:AE:81:GLN:HG2	4:AE:148:SER:HA	1.89	0.55
6:AG:136:LYS:O	6:AG:140:VAL:HG23	2.07	0.55
4:AE:156:ARG:HB3	7:AH:43:GLY:HA3	1.89	0.55
17:AR:61:ALA:HB3	17:AR:67:LEU:HD12	1.89	0.55
53:B6:106:LEU:N	53:B6:106:LEU:HD23	2.22	0.55
23:BB:1086:A:H4'	23:BB:1103:A:N1	2.21	0.55
23:BB:1848:A:H2'	23:BB:1849:G:C8	2.41	0.55
23:BB:2144:G:H22	23:BB:2147:A:H4'	1.71	0.55
23:BB:2199:A:H5'	23:BB:2200:C:OP2	2.07	0.55
23:BB:3:U:H2'	23:BB:4:U:H6	1.71	0.55
23:BB:584:C:OP1	44:BQ:5:ARG:HB3	2.07	0.55
25:BC:20:ASN:ND2	25:BC:23:LEU:HD13	2.21	0.55

Continued on next page...

Continued from previous page...

Atom-1	Atom-2	Interatomic distance (Å)	Clash overlap (Å)
26:BD:148:GLN:O	26:BD:149:ASN:HB2	2.07	0.55
47:BF:131:VAL:HG22	47:BF:151:LEU:O	2.06	0.55
40:BH:72:ILE:O	40:BH:72:ILE:HG23	2.07	0.55
24:BI:89:SER:HA	24:BI:97:VAL:CG2	2.36	0.55
27:BK:102:PRO:HD3	28:BP:65:ASN:HB2	1.89	0.55
23:BB:559:G:H21	44:BQ:51:GLN:NE2	2.04	0.55
44:BQ:91:ARG:HD3	49:BR:11:GLN:OE1	2.07	0.55
23:BB:855:G:C2	52:BW:23:LYS:HG2	2.41	0.55
1:CA:1033:G:H2'	1:CA:1034:G:O4'	2.06	0.55
1:CA:1163:A:H2'	1:CA:1164:G:H8	1.71	0.55
1:CA:590:U:H2'	1:CA:591:U:C6	2.42	0.55
3:CD:197:HIS:O	3:CD:201:GLU:HG3	2.06	0.55
7:CH:124:ILE:HG22	7:CH:125:ILE:H	1.72	0.55
7:CH:17:GLN:NE2	7:CH:62:LEU:HB3	2.22	0.55
7:CH:40:LYS:HD2	7:CH:47:ASP:HA	1.88	0.55
23:DB:150:U:H2'	23:DB:151:C:H6	1.68	0.55
23:DB:1535:A:O2'	23:DB:1536:C:H5'	2.07	0.55
23:DB:1676:A:H2'	23:DB:1677:A:O4'	2.06	0.55
23:DB:176:A:H3'	23:DB:177:G:N2	2.20	0.55
23:DB:2025:C:H2'	23:DB:2026:U:C6	2.41	0.55
23:DB:2135:A:N3	23:DB:2135:A:H2'	2.21	0.55
23:DB:256:A:O2'	23:DB:257:C:H5'	2.07	0.55
23:DB:2776:A:H4'	23:DB:2777:G:C5'	2.36	0.55
23:DB:709:U:H2'	23:DB:710:U:H6	1.70	0.55
23:DB:852:U:H2'	23:DB:853:C:H6	1.71	0.55
47:DF:65:LEU:H	47:DF:88:VAL:HG22	1.72	0.55
48:DG:153:PRO:HA	48:DG:159:LYS:O	2.07	0.55
48:DG:83:THR:HA	48:DG:84:LYS:HZ3	1.71	0.55
48:DG:94:ARG:C	48:DG:94:ARG:HE	2.10	0.55
41:DJ:29:ALA:O	41:DJ:32:LEU:HB2	2.07	0.55
38:DM:105:MET:HB2	38:DM:117:PHE:CZ	2.42	0.55
44:DQ:91:ARG:HD3	49:DR:11:GLN:OE1	2.07	0.55
45:DS:58:ALA:HB1	45:DS:69:LEU:HD21	1.88	0.55
46:DU:35:VAL:HB	46:DU:38:ILE:CB	2.37	0.55
46:DU:40:LEU:H	46:DU:40:LEU:HD12	1.71	0.55
23:DB:2365:G:H4'	52:DW:59:PHE:HD1	1.70	0.55
1:AA:1029:U:O5'	1:AA:1029:U:H6	1.89	0.55
1:AA:1110:A:H2'	1:AA:1111:A:H8	1.72	0.55
1:AA:1157:A:H4'	1:AA:1158:C:O5'	2.07	0.55
1:AA:369:G:O2'	1:AA:370:C:H5'	2.07	0.55
1:AA:880:C:O2'	1:AA:881:G:H5'	2.07	0.55

Continued on next page...

Continued from previous page...

Atom-1	Atom-2	Interatomic distance (Å)	Clash overlap (Å)
2:AC:13:ILE:O	2:AC:14:VAL:HG22	2.06	0.55
4:AE:76:ASN:HB2	4:AE:81:GLN:NE2	2.22	0.55
5:AF:72:ASP:HA	5:AF:75:GLU:OE1	2.06	0.55
6:AG:22:LEU:O	6:AG:26:VAL:HG13	2.06	0.55
8:AI:49:GLN:NE2	8:AI:79:ARG:HH11	2.04	0.55
9:AJ:7:ARG:O	9:AJ:100:ILE:HA	2.06	0.55
11:AL:54:VAL:HG21	11:AL:79:ILE:HD11	1.89	0.55
16:AQ:22:VAL:HG12	16:AQ:23:ALA:N	2.21	0.55
23:BB:1252:G:N2	44:BQ:32:ARG:HB3	2.20	0.55
23:BB:152:A:H2'	23:BB:153:U:H6	1.71	0.55
23:BB:1583:A:H4'	23:BB:1585:C:C4	2.42	0.55
23:BB:1760:C:H2'	23:BB:1761:C:O4'	2.06	0.55
23:BB:1939:U:O2	23:BB:1967:C:H4'	2.07	0.55
23:BB:2328:A:H2'	23:BB:2329:U:H6	1.71	0.55
23:BB:2460:U:H2'	23:BB:2461:A:H8	1.71	0.55
23:BB:363:G:H2'	23:BB:364:C:C6	2.41	0.55
23:BB:647:G:H2'	23:BB:648:G:H8	1.71	0.55
23:BB:693:A:H2'	23:BB:694:U:H6	1.71	0.55
23:BB:753:A:H2'	23:BB:754:U:H6	1.72	0.55
23:BB:807:U:H2'	23:BB:808:G:H8	1.72	0.55
23:BB:982:C:H5'	23:BB:982:C:O2	2.06	0.55
25:BC:18:VAL:CG1	25:BC:202:ARG:HD2	2.37	0.55
25:BC:2:VAL:HG23	25:BC:3:VAL:N	2.22	0.55
45:BS:29:VAL:HG23	45:BS:70:LYS:HA	1.89	0.55
46:BU:11:ILE:O	46:BU:11:ILE:HD13	2.07	0.55
46:BU:85:ARG:NH1	46:BU:86:PHE:H	2.05	0.55
35:BV:29:ILE:HD13	35:BV:31:TYR:HE2	1.70	0.55
52:BW:13:ARG:HG3	52:BW:14:ASP:H	1.71	0.55
30:BY:2:LYS:HD3	30:BY:2:LYS:H	1.72	0.55
51:BZ:27:ARG:HD2	51:BZ:29:PHE:CE1	2.41	0.55
1:CA:923:A:H2'	1:CA:924:C:H6	1.72	0.55
2:CC:13:ILE:C	2:CC:15:LYS:H	2.10	0.55
3:CD:77:GLU:OE1	3:CD:80:ARG:HD3	2.07	0.55
10:CK:111:ASP:CB	21:CU:19:LYS:HE3	2.23	0.55
23:DB:460:A:P	36:D2:41:ARG:HH12	2.29	0.55
34:D3:24:LYS:HZ3	34:D3:28:LEU:HB3	1.70	0.55
53:D6:55:ILE:CG2	53:D6:56:ALA:N	2.69	0.55
23:DB:1109:C:H6	23:DB:1109:C:O5'	1.90	0.55
23:DB:1396:U:O4'	23:DB:1396:U:O2	2.22	0.55
23:DB:2098:U:H2'	23:DB:2099:U:O4'	2.07	0.55
23:DB:2458:G:HO2'	23:DB:2490:G:H1	1.54	0.55

Continued on next page...

Continued from previous page...

Atom-1	Atom-2	Interatomic distance (Å)	Clash overlap (Å)
23:DB:2814:A:H2'	23:DB:2815:C:C6	2.42	0.55
23:DB:950:G:H2'	23:DB:951:C:H6	1.71	0.55
25:DC:78:GLU:OE1	25:DC:94:LEU:HD22	2.07	0.55
40:DH:49:ALA:HB3	40:DH:50:ARG:CZ	2.37	0.55
42:DN:92:GLY:HA2	42:DN:94:TYR:CZ	2.42	0.55
49:DR:40:MET:O	49:DR:41:ILE:HD13	2.06	0.55
46:DU:40:LEU:HA	46:DU:60:LYS:O	2.06	0.55
30:DY:4:ILE:HD13	30:DY:58:GLU:HG3	1.89	0.55
30:DY:7:THR:HG23	30:DY:34:THR:OG1	2.07	0.55
1:AA:521:G:O2'	1:AA:522:C:H5'	2.07	0.55
1:AA:580:C:H2'	1:AA:581:G:O4'	2.07	0.55
1:AA:737:C:H2'	1:AA:738:C:H6	1.72	0.55
20:AB:101:THR:HG23	20:AB:102:ASN:N	2.22	0.55
20:AB:125:PHE:HD2	20:AB:125:PHE:H	1.55	0.55
20:AB:172:ILE:HG22	20:AB:176:ASN:HD21	1.72	0.55
2:AC:40:GLN:HG3	2:AC:41:TYR:N	2.22	0.55
2:AC:57:GLU:O	2:AC:63:ILE:HA	2.07	0.55
1:AA:437:U:H1'	3:AD:115:GLN:NE2	2.22	0.55
7:AH:124:ILE:HG22	7:AH:125:ILE:H	1.72	0.55
10:AK:35:ASP:OD1	10:AK:37:GLN:HB2	2.07	0.55
53:B6:134:ARG:CZ	53:B6:135:GLU:HG2	2.37	0.55
22:BA:113:C:H2'	22:BA:114:C:H6	1.72	0.55
23:BB:1848:A:H2'	23:BB:1849:G:H8	1.72	0.55
23:BB:2872:A:O2'	23:BB:2873:A:H5''	2.06	0.55
23:BB:755:U:H2'	23:BB:756:A:H8	1.72	0.55
5:AF:80:PHE:CE1	25:BC:123:ILE:HD13	2.42	0.55
23:BB:1829:A:HO2'	25:BC:14:HIS:CD2	2.25	0.55
29:BE:27:LEU:O	29:BE:31:VAL:HG23	2.06	0.55
47:BF:87:LYS:C	47:BF:88:VAL:HG23	2.27	0.55
48:BG:94:ARG:CB	48:BG:127:GLN:HG2	2.35	0.55
48:BG:108:PHE:HE1	48:BG:151:ARG:HD3	1.72	0.55
48:BG:25:ILE:HG22	48:BG:78:VAL:HG11	1.88	0.55
48:BG:66:THR:O	48:BG:70:LEU:HB2	2.07	0.55
40:BH:80:ILE:HD13	40:BH:98:ASP:HB2	1.87	0.55
24:BI:17:ALA:O	24:BI:18:ASN:HB3	2.07	0.55
42:BN:87:PHE:C	42:BN:89:SER:H	2.10	0.55
44:BQ:24:TYR:CG	44:BQ:25:GLY:N	2.75	0.55
44:BQ:79:ILE:HD13	44:BQ:79:ILE:O	2.07	0.55
44:BQ:94:LEU:HD21	49:BR:11:GLN:HB2	1.89	0.55
45:BS:50:VAL:HA	45:BS:53:SER:HB2	1.89	0.55
35:BV:63:ILE:O	35:BV:70:ILE:HD12	2.07	0.55

Continued on next page...

Continued from previous page...

Atom-1	Atom-2	Interatomic distance (Å)	Clash overlap (Å)
52:BW:50:VAL:HG23	52:BW:61:LYS:CD	2.32	0.55
52:BW:37:VAL:HG13	52:BW:55:ASP:C	2.27	0.55
1:CA:1237:C:H3'	1:CA:1336:C:H41	1.71	0.55
1:CA:190:A:O5'	1:CA:190:A:H8	1.90	0.55
1:CA:502:A:H4'	1:CA:550:G:H4'	1.89	0.55
1:CA:575:G:O2'	1:CA:821:G:H5'	2.07	0.55
1:CA:736:C:H2'	1:CA:737:C:H6	1.69	0.55
20:CB:102:ASN:OD1	20:CB:105:THR:HB	2.06	0.55
2:CC:122:GLN:HB3	2:CC:127:VAL:HG21	1.88	0.55
1:CA:1382:C:H4'	6:CG:78:ARG:HH21	1.72	0.55
19:CT:54:GLN:N	19:CT:55:PRO:HD2	2.22	0.55
36:D2:27:GLY:O	36:D2:30:VAL:HB	2.06	0.55
22:DA:103:U:O2'	22:DA:104:A:H5'	2.07	0.55
23:DB:1349:C:H2'	23:DB:1350:C:H6	1.72	0.55
23:DB:1958:C:O2'	23:DB:1959:G:H5'	2.07	0.55
23:DB:2230:G:H2'	23:DB:2231:U:C6	2.41	0.55
23:DB:2246:G:H2'	23:DB:2247:A:C8	2.42	0.55
23:DB:2282:G:H5''	23:DB:2283:C:O4'	2.06	0.55
23:DB:351:C:H2'	23:DB:352:A:C8	2.41	0.55
47:DF:131:VAL:HG22	47:DF:151:LEU:O	2.07	0.55
48:DG:97:VAL:CG2	48:DG:124:CYS:HB2	2.36	0.55
40:DH:94:ILE:HG22	40:DH:122:LEU:HB2	1.88	0.55
24:DI:5:GLN:O	24:DI:6:ALA:HB3	2.06	0.55
41:DJ:18:VAL:CG1	41:DJ:54:ILE:HD11	2.37	0.55
41:DJ:98:GLU:CD	41:DJ:98:GLU:H	2.10	0.55
27:DK:109:SER:HB2	27:DK:111:LYS:HE2	1.89	0.55
37:DL:74:THR:HA	37:DL:107:PHE:O	2.06	0.55
44:DQ:104:ALA:HA	49:DR:46:GLU:CD	2.27	0.55
39:DX:8:GLU:O	39:DX:12:GLU:HB2	2.07	0.55
51:DZ:6:GLN:HE22	51:DZ:50:ARG:H	1.55	0.55
1:AA:1020:G:N3	1:AA:1020:G:H2'	2.21	0.54
1:AA:1121:U:O2'	1:AA:1122:U:H5'	2.07	0.54
1:AA:1194:U:H2'	1:AA:1195:C:C6	2.42	0.54
1:AA:1323:G:H2'	1:AA:1324:A:H8	1.71	0.54
1:AA:1513:A:H2'	1:AA:1514:G:H8	1.69	0.54
1:AA:490:C:H2'	1:AA:491:G:C8	2.42	0.54
1:AA:676:A:H2'	1:AA:677:U:C6	2.42	0.54
1:AA:783:C:O2'	1:AA:784:A:H5'	2.07	0.54
1:AA:882:C:O2'	1:AA:883:C:H5'	2.06	0.54
1:AA:923:A:H2'	1:AA:924:C:H6	1.72	0.54
1:AA:961:U:H3	1:AA:983:A:N6	2.06	0.54

Continued on next page...

Continued from previous page...

Atom-1	Atom-2	Interatomic distance (Å)	Clash overlap (Å)
11:AL:79:ILE:HD12	11:AL:96:THR:HG22	1.90	0.54
12:AM:77:LYS:HG2	12:AM:81:ASP:OD1	2.08	0.54
19:AT:3:ILE:O	19:AT:4:LYS:HB2	2.08	0.54
23:BB:1639:C:H2'	23:BB:1640:A:H5'	1.89	0.54
23:BB:2085:U:O2'	23:BB:2086:U:H5'	2.07	0.54
23:BB:2344:U:H4'	23:BB:2345:G:OP1	2.05	0.54
23:BB:2412:A:H2'	23:BB:2413:G:O4'	2.07	0.54
23:BB:2662:A:H2'	23:BB:2663:G:O4'	2.06	0.54
23:BB:2899:A:H2'	23:BB:2900:A:C8	2.43	0.54
23:BB:277:G:H1'	23:BB:361:G:O6	2.06	0.54
23:BB:49:A:H5''	23:BB:51:G:O4'	2.07	0.54
23:BB:972:A:C3'	23:BB:973:A:H5''	2.33	0.54
47:BF:104:THR:C	47:BF:105:ILE:HG13	2.27	0.54
47:BF:7:TYR:OH	47:BF:29:ARG:HG3	2.07	0.54
40:BH:89:LYS:HA	40:BH:89:LYS:HZ3	1.72	0.54
37:BL:19:LEU:O	37:BL:21:ARG:HG2	2.07	0.54
38:BM:21:ALA:CB	38:BM:100:LYS:HG2	2.36	0.54
42:BN:62:ASN:N	42:BN:62:ASN:HD22	2.05	0.54
50:BT:14:PRO:HA	50:BT:32:LEU:CB	2.37	0.54
50:BT:67:VAL:HG23	50:BT:75:GLY:O	2.07	0.54
35:BV:30:ILE:HA	35:BV:91:PHE:O	2.07	0.54
35:BV:63:ILE:HD12	35:BV:63:ILE:N	2.22	0.54
39:BX:8:GLU:O	39:BX:12:GLU:HB2	2.07	0.54
1:CA:1219:A:H2'	1:CA:1220:G:C8	2.41	0.54
1:CA:168:G:O2'	1:CA:169:C:H5'	2.06	0.54
1:CA:384:G:H2'	1:CA:385:C:C6	2.42	0.54
1:CA:472:U:H2'	1:CA:473:U:C6	2.43	0.54
20:CB:16:GLY:HA2	20:CB:40:ILE:CD1	2.37	0.54
2:CC:70:ALA:HA	2:CC:105:VAL:CG2	2.37	0.54
2:CC:120:THR:HG22	2:CC:188:ALA:HB2	1.87	0.54
3:CD:61:ARG:HH21	3:CD:67:LEU:HD23	1.71	0.54
5:CF:92:THR:HG22	5:CF:93:LYS:N	2.22	0.54
7:CH:17:GLN:OE1	7:CH:69:ALA:HB1	2.06	0.54
1:CA:1226:C:H5''	12:CM:101:THR:HB	1.89	0.54
19:CT:15:LYS:HA	19:CT:18:LYS:CE	2.37	0.54
33:D1:14:ALA:HB3	33:D1:16:THR:HG22	1.89	0.54
53:D6:134:ARG:HB3	53:D6:134:ARG:NH1	2.21	0.54
22:DA:64:G:O2'	22:DA:65:U:H5'	2.07	0.54
23:DB:1407:G:H2'	23:DB:1408:G:H8	1.71	0.54
23:DB:1693:U:H1'	25:DC:13:ARG:HH21	1.72	0.54
23:DB:2882:A:H3'	23:DB:2883:A:H5''	1.88	0.54

Continued on next page...

Continued from previous page...

Atom-1	Atom-2	Interatomic distance (Å)	Clash overlap (Å)
23:DB:37:C:O2'	23:DB:38:A:H5'	2.06	0.54
23:DB:573:U:O2'	23:DB:574:A:H3'	2.07	0.54
23:DB:870:U:O2'	23:DB:871:U:H5'	2.06	0.54
23:DB:899:A:OP1	23:DB:899:A:H4'	2.05	0.54
25:DC:132:ARG:HD3	25:DC:166:ARG:NH1	2.21	0.54
25:DC:202:ARG:NH1	25:DC:213:ARG:HE	2.05	0.54
23:DB:2579:C:O2'	26:DD:136:ASN:HA	2.06	0.54
26:DD:36:GLN:OE1	26:DD:38:LYS:HE3	2.08	0.54
47:DF:134:GLN:O	47:DF:136:ILE:N	2.40	0.54
48:DG:94:ARG:CB	48:DG:127:GLN:HG2	2.35	0.54
40:DH:69:ALA:O	40:DH:73:ASN:HB2	2.07	0.54
41:DJ:136:GLN:N	41:DJ:137:PRO:HD3	2.22	0.54
23:DB:1667:G:OP1	27:DK:6:THR:HA	2.07	0.54
37:DL:134:ALA:O	37:DL:137:ALA:HB3	2.06	0.54
23:DB:587:C:O2'	37:DL:19:LEU:HD13	2.08	0.54
42:DN:37:THR:OG1	42:DN:40:LYS:HE2	2.07	0.54
52:DW:46:ALA:HB2	52:DW:78:PHE:HD1	1.70	0.54
1:AA:1527:U:O2'	1:AA:1528:U:H5'	2.07	0.54
1:AA:335:C:H2'	1:AA:336:A:C8	2.42	0.54
1:AA:575:G:O2'	1:AA:821:G:H5'	2.07	0.54
1:AA:8:A:H61	3:AD:53:GLN:HE22	1.55	0.54
20:AB:42:LEU:HA	20:AB:45:THR:OG1	2.08	0.54
6:AG:134:VAL:HB	6:AG:137:ARG:HH21	1.72	0.54
8:AI:21:LYS:CG	8:AI:22:PRO:HD2	2.37	0.54
11:AL:86:VAL:HB	11:AL:89:LEU:HB2	1.87	0.54
12:AM:1:ALA:C	12:AM:8:ILE:HG22	2.28	0.54
21:AU:3:ILE:HD13	21:AU:19:LYS:HA	1.89	0.54
32:B4:13:ASN:O	32:B4:27:CYS:HA	2.07	0.54
23:BB:2266:A:C4	23:BB:2272:U:H5	2.24	0.54
23:BB:2590:A:H2'	23:BB:2591:C:C6	2.41	0.54
23:BB:2784:U:H2'	23:BB:2785:C:C6	2.42	0.54
23:BB:2846:G:H2'	23:BB:2847:U:C6	2.42	0.54
23:BB:2849:U:N3	23:BB:2867:G:C8	2.76	0.54
23:BB:2898:U:H2'	23:BB:2899:A:C8	2.42	0.54
23:BB:228:C:O2	23:BB:418:C:H4'	2.07	0.54
23:BB:634:C:H2'	23:BB:635:C:H6	1.72	0.54
23:BB:968:C:H2'	23:BB:969:G:C8	2.41	0.54
47:BF:11:VAL:HG21	47:BF:172:PHE:HE1	1.72	0.54
48:BG:162:ARG:NH2	48:BG:168:VAL:HG21	2.22	0.54
40:BH:7:ASP:CG	40:BH:8:LYS:H	2.10	0.54
24:BI:58:ILE:N	24:BI:58:ILE:HD12	2.22	0.54

Continued on next page...

Continued from previous page...

Atom-1	Atom-2	Interatomic distance (Å)	Clash overlap (Å)
27:BK:70:ARG:HB3	27:BK:76:VAL:HG13	1.89	0.54
43:BO:71:ALA:O	43:BO:106:LEU:HB3	2.06	0.54
44:BQ:65:ASN:CB	44:BQ:75:TYR:HB2	2.38	0.54
52:BW:18:LYS:HG3	52:BW:19:ARG:CZ	2.37	0.54
52:BW:39:GLN:HG3	52:BW:42:THR:CB	2.37	0.54
1:CA:1249:C:H4'	8:CI:37:TYR:OH	2.07	0.54
1:CA:367:U:OP1	1:CA:395:C:H1'	2.07	0.54
1:CA:598:U:H2'	1:CA:599:C:C6	2.42	0.54
1:CA:62:U:H2'	1:CA:63:C:C6	2.42	0.54
1:CA:76:G:H2'	1:CA:77:A:C8	2.42	0.54
1:CA:965:U:OP1	1:CA:1198:G:H5''	2.08	0.54
2:CC:13:ILE:O	2:CC:14:VAL:HG22	2.07	0.54
11:CL:35:ARG:NH2	11:CL:36:VAL:HG22	2.23	0.54
12:CM:92:ARG:HA	12:CM:92:ARG:NE	2.21	0.54
13:CN:30:ILE:O	13:CN:40:ARG:HA	2.07	0.54
16:CQ:68:LYS:C	16:CQ:70:LYS:H	2.10	0.54
33:D1:7:LYS:HD3	33:D1:23:THR:HG22	1.90	0.54
22:DA:29:A:H3'	22:DA:30:C:H6	1.72	0.54
23:DB:1292:G:H2'	23:DB:1293:C:C6	2.42	0.54
23:DB:2514:U:H2'	23:DB:2515:C:H6	1.72	0.54
23:DB:2868:A:H2'	23:DB:2869:G:H8	1.72	0.54
23:DB:2881:U:O3'	42:DN:96:ARG:HD3	2.07	0.54
23:DB:2886:A:H62	31:D0:39:ARG:CZ	2.20	0.54
23:DB:321:U:H1'	29:DE:162:ARG:HH11	1.70	0.54
23:DB:634:C:H2'	23:DB:635:C:H6	1.72	0.54
26:DD:117:GLY:HA2	26:DD:164:GLN:NE2	2.21	0.54
26:DD:169:ARG:O	26:DD:170:VAL:HG22	2.07	0.54
26:DD:175:LEU:HD21	26:DD:191:GLY:O	2.07	0.54
29:DE:138:LEU:HB3	29:DE:143:LEU:O	2.08	0.54
47:DF:110:ILE:HG21	47:DF:113:PHE:HB3	1.89	0.54
48:DG:25:ILE:HG22	48:DG:78:VAL:HG11	1.90	0.54
37:DL:75:ALA:HB2	37:DL:105:ILE:HG21	1.89	0.54
42:DN:11:ASN:O	42:DN:12:ARG:HB2	2.07	0.54
44:DQ:68:ALA:HB1	44:DQ:73:ILE:HG23	1.88	0.54
45:DS:28:LYS:HD2	45:DS:29:VAL:H	1.73	0.54
46:DU:35:VAL:HB	46:DU:38:ILE:HG21	1.89	0.54
23:DB:99:U:H5	46:DU:6:ARG:HH22	1.53	0.54
46:DU:73:ASN:HD21	46:DU:76:THR:H	1.54	0.54
35:DV:28:ALA:HB2	35:DV:89:ILE:HD12	1.88	0.54
1:AA:1258:G:O2'	1:AA:1259:C:H5'	2.07	0.54
1:AA:1320:C:O2'	1:AA:1321:U:H5'	2.07	0.54

Continued on next page...

Continued from previous page...

Atom-1	Atom-2	Interatomic distance (Å)	Clash overlap (Å)
20:AB:118:THR:O	20:AB:121:GLN:HB3	2.08	0.54
20:AB:57:ASN:HB3	20:AB:219:THR:O	2.07	0.54
20:AB:95:TRP:CZ2	20:AB:100:LEU:HD13	2.41	0.54
3:AD:151:GLN:HE21	3:AD:153:ARG:HD2	1.72	0.54
5:AF:6:ILE:HD11	5:AF:8:PHE:HD2	1.73	0.54
8:AI:5:TYR:CD1	8:AI:20:ILE:HG22	2.42	0.54
16:AQ:16:MET:CB	16:AQ:19:SER:HB2	2.38	0.54
18:AS:10:ILE:HG22	18:AS:37:SER:HB3	1.89	0.54
1:AA:723:U:O4'	21:AU:48:LYS:HD3	2.08	0.54
33:B1:14:ALA:HB3	33:B1:16:THR:HG22	1.89	0.54
36:B2:3:ARG:HA	36:B2:3:ARG:CZ	2.37	0.54
23:BB:1149:G:H2'	23:BB:1150:C:H6	1.71	0.54
23:BB:1513:U:O2'	23:BB:1514:G:H5'	2.07	0.54
23:BB:1439:A:C6	23:BB:1552:A:N7	2.75	0.54
23:BB:2037:A:H2'	23:BB:2038:G:H8	1.71	0.54
23:BB:2271:G:H2'	23:BB:2272:U:O4'	2.07	0.54
23:BB:26:G:H1'	23:BB:514:A:N6	2.22	0.54
23:BB:736:C:H2'	23:BB:737:C:H6	1.73	0.54
26:BD:108:ASP:OD2	26:BD:173:GLN:HA	2.07	0.54
23:BB:2312:U:H5'	47:BF:84:ILE:HD12	1.89	0.54
48:BG:96:ALA:HB3	48:BG:103:ASN:HB3	1.89	0.54
48:BG:5:LYS:HE3	48:BG:61:TRP:CZ2	2.41	0.54
27:BK:71:ARG:HB3	27:BK:72:PRO:CD	2.28	0.54
45:BS:55:ILE:O	45:BS:58:ALA:HB3	2.08	0.54
35:BV:24:ASN:HB3	35:BV:44:HIS:HB3	1.89	0.54
39:BX:20:ASN:HD22	39:BX:20:ASN:N	2.06	0.54
1:CA:1508:A:H2'	1:CA:1509:C:H6	1.72	0.54
1:CA:160:A:H2'	1:CA:161:A:O4'	2.07	0.54
1:CA:211:G:H2'	1:CA:212:G:O4'	2.07	0.54
1:CA:335:C:H2'	1:CA:336:A:C8	2.42	0.54
1:CA:709:U:H2'	1:CA:710:G:C8	2.41	0.54
1:CA:764:C:H2'	1:CA:765:G:C5'	2.37	0.54
6:CG:134:VAL:HB	6:CG:137:ARG:NH2	2.22	0.54
23:DB:1000:A:H2'	23:DB:1001:A:C8	2.42	0.54
23:DB:1848:A:H2'	23:DB:1849:G:C8	2.41	0.54
23:DB:1987:A:H2'	23:DB:1988:G:C8	2.42	0.54
23:DB:2271:G:H2'	23:DB:2272:U:O4'	2.06	0.54
23:DB:460:A:H2'	23:DB:461:C:O4'	2.07	0.54
23:DB:547:A:C6	23:DB:548:G:H1'	2.42	0.54
23:DB:909:A:H2'	23:DB:912:C:H5	1.70	0.54
23:DB:2572:A:OP2	26:DD:152:PRO:HD3	2.08	0.54

Continued on next page...

Continued from previous page...

Atom-1	Atom-2	Interatomic distance (Å)	Clash overlap (Å)
29:DE:27:LEU:O	29:DE:31:VAL:HG23	2.08	0.54
47:DF:120:SER:HG	47:DF:127:TYR:HD2	1.54	0.54
23:DB:1098:A:C3'	24:DI:3:LYS:HA	2.26	0.54
41:DJ:84:ILE:HG23	41:DJ:84:ILE:O	2.07	0.54
43:DO:6:ALA:O	43:DO:10:ARG:HG3	2.07	0.54
50:DT:13:ALA:O	50:DT:32:LEU:HB2	2.07	0.54
1:AA:1030:U:H5'	1:AA:1031:C:N3	2.22	0.54
1:AA:1163:A:H2'	1:AA:1164:G:H8	1.73	0.54
1:AA:208:U:H2'	1:AA:210:C:C4	2.43	0.54
1:AA:502:A:H2'	1:AA:503:C:C6	2.42	0.54
1:AA:672:U:H2'	1:AA:673:A:H8	1.73	0.54
7:AH:94:VAL:HG21	7:AH:100:ILE:O	2.07	0.54
10:AK:52:ARG:HH12	10:AK:56:LYS:CE	2.19	0.54
11:AL:106:VAL:CG2	11:AL:116:TYR:HB3	2.38	0.54
2:AC:19:SER:O	13:AN:93:PRO:HB3	2.08	0.54
1:AA:107:G:O6	19:AT:9:ARG:HD3	2.08	0.54
36:B2:16:HIS:HB3	36:B2:21:ARG:NH1	2.23	0.54
53:B6:140:LEU:HD21	53:B6:157:ALA:HB3	1.88	0.54
23:BB:1443:U:H2'	23:BB:1444:G:H8	1.72	0.54
23:BB:1718:G:H2'	23:BB:1719:G:H8	1.72	0.54
23:BB:1794:A:H2'	23:BB:1795:C:H6	1.73	0.54
23:BB:2358:A:H61	37:BL:54:GLN:HE22	1.55	0.54
23:BB:285:G:H2'	23:BB:286:U:C6	2.43	0.54
38:BM:105:MET:HB2	38:BM:117:PHE:CZ	2.43	0.54
43:BO:15:ARG:HH21	43:BO:95:SER:HB3	1.72	0.54
23:BB:141:G:C2	50:BT:2:ILE:HG21	2.41	0.54
46:BU:84:PHE:HD2	46:BU:91:LYS:HG2	1.72	0.54
39:BX:56:LEU:O	39:BX:57:LEU:HB2	2.08	0.54
1:CA:157:U:O2'	1:CA:158:G:H5'	2.06	0.54
1:CA:676:A:H2'	1:CA:677:U:H6	1.72	0.54
1:CA:714:G:N2	1:CA:777:A:H1'	2.22	0.54
20:CB:95:TRP:HZ2	20:CB:100:LEU:HD22	1.72	0.54
20:CB:117:GLU:HA	20:CB:140:LEU:HD21	1.89	0.54
20:CB:94:ARG:NE	20:CB:94:ARG:N	2.53	0.54
4:CE:113:VAL:CG1	4:CE:136:VAL:HG23	2.37	0.54
5:CF:99:ALA:O	5:CF:100:SER:HB2	2.07	0.54
11:CL:54:VAL:HG21	11:CL:79:ILE:HD11	1.90	0.54
23:DB:1517:G:O2'	23:DB:1518:C:H5'	2.07	0.54
23:DB:1678:A:H2'	23:DB:1679:A:O4'	2.07	0.54
23:DB:2365:G:H4'	52:DW:59:PHE:CE1	2.42	0.54
23:DB:2662:A:H2'	23:DB:2663:G:O4'	2.08	0.54

Continued on next page...

Continued from previous page...

Atom-1	Atom-2	Interatomic distance (Å)	Clash overlap (Å)
23:DB:2841:C:H2'	23:DB:2842:G:H8	1.71	0.54
25:DC:264:LYS:HG3	25:DC:265:PHE:CD2	2.43	0.54
48:DG:5:LYS:HE3	48:DG:61:TRP:CZ2	2.42	0.54
24:DI:63:ASP:O	24:DI:64:ARG:HB2	2.06	0.54
44:DQ:24:TYR:CG	44:DQ:25:GLY:N	2.75	0.54
44:DQ:34:ALA:O	44:DQ:37:ALA:HB3	2.07	0.54
49:DR:49:ILE:HD12	49:DR:49:ILE:O	2.08	0.54
46:DU:54:PRO:HG2	46:DU:55:GLY:H	1.72	0.54
46:DU:81:ARG:N	46:DU:81:ARG:HH21	2.04	0.54
1:AA:1200:C:C3'	1:AA:1201:A:H5'	2.38	0.54
5:AF:92:THR:HG22	5:AF:93:LYS:N	2.23	0.54
9:AJ:55:PRO:HA	13:AN:80:ARG:NH2	2.21	0.54
34:B3:41:ARG:HG3	34:B3:44:ARG:NH2	2.22	0.54
23:BB:121:G:H2'	23:BB:122:G:C8	2.43	0.54
23:BB:1936:A:H2	23:BB:1943:U:O4	1.90	0.54
23:BB:2144:G:H21	23:BB:2147:A:H4'	1.66	0.54
23:BB:91:A:H1'	23:BB:92:U:C6	2.43	0.54
26:BD:169:ARG:O	26:BD:170:VAL:HG22	2.08	0.54
29:BE:61:ARG:NH1	29:BE:64:GLY:HA3	2.22	0.54
41:BJ:72:LYS:CG	41:BJ:89:PHE:HB2	2.38	0.54
49:BR:39:LEU:HB3	49:BR:53:PHE:HA	1.89	0.54
46:BU:13:LEU:HD12	46:BU:13:LEU:H	1.73	0.54
1:CA:1314:C:OP2	18:CS:5:LYS:HG2	2.08	0.54
1:CA:668:G:O2'	1:CA:669:G:H5'	2.08	0.54
1:CA:961:U:H3	1:CA:983:A:N6	2.05	0.54
20:CB:65:LYS:H	20:CB:158:ASP:CG	2.11	0.54
6:CG:104:VAL:O	6:CG:108:ARG:HG3	2.08	0.54
11:CL:43:LYS:HE3	11:CL:44:PRO:HD3	1.89	0.54
13:CN:80:ARG:HG3	13:CN:81:ILE:N	2.23	0.54
21:CU:36:PHE:O	21:CU:39:LYS:HG3	2.06	0.54
53:D6:122:ALA:O	53:D6:126:ARG:HG3	2.08	0.54
53:D6:80:GLU:CD	53:D6:92:PRO:HB2	2.26	0.54
23:DB:1878:G:H2'	23:DB:1879:C:C6	2.43	0.54
23:DB:2153:C:H2'	23:DB:2154:A:C8	2.42	0.54
23:DB:2746:U:O3'	48:DG:137:LYS:HD3	2.08	0.54
23:DB:320:A:H4'	23:DB:322:A:N7	2.23	0.54
23:DB:806:C:O2'	23:DB:807:U:H5'	2.06	0.54
23:DB:807:U:H2'	23:DB:808:G:C8	2.43	0.54
23:DB:877:A:C2'	23:DB:900:A:H61	2.18	0.54
24:DI:17:ALA:O	24:DI:18:ASN:CB	2.55	0.54
24:DI:85:ILE:CD1	24:DI:137:LEU:HD21	2.37	0.54

Continued on next page...

Continued from previous page...

Atom-1	Atom-2	Interatomic distance (Å)	Clash overlap (Å)
41:DJ:72:LYS:CB	41:DJ:89:PHE:H	2.21	0.54
37:DL:92:LEU:CD2	37:DL:124:GLY:HA3	2.38	0.54
37:DL:57:LEU:HA	37:DL:60:ARG:NE	2.23	0.54
43:DO:5:SER:HA	43:DO:8:ILE:CD1	2.35	0.54
35:DV:2:PHE:O	35:DV:4:ILE:HG13	2.07	0.54
1:AA:1329:A:OP1	12:AM:28:ARG:HB2	2.07	0.54
20:AB:128:LEU:HB3	20:AB:132:GLU:HB3	1.88	0.54
20:AB:86:CYS:HB3	20:AB:88:GLN:CD	2.28	0.54
1:AA:620:C:N1	3:AD:131:ILE:HD13	2.23	0.54
9:AJ:56:HIS:O	9:AJ:57:VAL:HG12	2.07	0.54
13:AN:14:ALA:O	13:AN:18:LYS:HG3	2.07	0.54
13:AN:79:SER:O	13:AN:83:VAL:HG23	2.07	0.54
16:AQ:24:ILE:HD12	16:AQ:24:ILE:N	2.23	0.54
21:AU:31:VAL:O	21:AU:31:VAL:HG12	2.08	0.54
53:B6:84:ARG:O	53:B6:85:ASP:C	2.45	0.54
23:BB:107:G:H2'	23:BB:108:G:H8	1.73	0.54
23:BB:1485:U:H2'	23:BB:1486:U:H6	1.70	0.54
23:BB:1566:A:H5'	25:BC:213:ARG:NH1	2.22	0.54
23:BB:1579:A:H2'	23:BB:1580:A:C8	2.43	0.54
23:BB:1739:A:H2'	23:BB:1740:G:O4'	2.08	0.54
23:BB:20:C:O2'	23:BB:21:A:H5'	2.08	0.54
23:BB:405:U:H4'	23:BB:405:U:OP2	2.08	0.54
25:BC:119:VAL:HG13	25:BC:133:ASN:HD21	1.72	0.54
48:BG:15:ASP:CB	48:BG:26:LYS:HB3	2.38	0.54
41:BJ:136:GLN:N	41:BJ:137:PRO:HD3	2.22	0.54
35:BV:4:ILE:CD1	35:BV:61:LEU:HB3	2.37	0.54
30:BY:6:ILE:HD13	30:BY:6:ILE:H	1.72	0.54
1:CA:148:G:N3	1:CA:1446:A:H2	2.05	0.54
20:CB:45:THR:HG23	20:CB:200:PRO:HG2	1.88	0.54
13:CN:41:TRP:HD1	13:CN:44:VAL:HG23	1.72	0.54
14:CO:71:LYS:HB2	14:CO:78:TYR:CD2	2.43	0.54
16:CQ:10:ARG:NH2	16:CQ:55:GLY:HA2	2.23	0.54
19:CT:15:LYS:HD3	19:CT:18:LYS:HE3	1.89	0.54
23:DB:1376:C:H3'	57:DB:3278:HOH:O	2.07	0.54
23:DB:1351:C:O2'	23:DB:1571:A:H1'	2.07	0.54
23:DB:2846:G:H2'	23:DB:2847:U:C6	2.42	0.54
23:DB:335:C:O2'	23:DB:336:C:H5'	2.07	0.54
23:DB:855:G:O2'	52:DW:23:LYS:HD3	2.06	0.54
25:DC:121:ALA:HB3	25:DC:129:LEU:HD11	1.90	0.54
29:DE:47:LYS:HA	29:DE:51:GLU:HG3	1.90	0.54
48:DG:7:PRO:O	48:DG:8:VAL:CB	2.56	0.54

Continued on next page...

Continued from previous page...

Atom-1	Atom-2	Interatomic distance (Å)	Clash overlap (Å)
40:DH:88:GLY:O	40:DH:90:LEU:HD12	2.08	0.54
41:DJ:4:PHE:HB3	41:DJ:44:TYR:CE1	2.42	0.54
41:DJ:4:PHE:CG	41:DJ:5:THR:N	2.75	0.54
38:DM:40:ARG:HB2	38:DM:93:VAL:CG2	2.38	0.54
35:DV:63:ILE:H	35:DV:70:ILE:HD11	1.71	0.54
30:DY:18:LYS:O	30:DY:22:THR:HG23	2.08	0.54
1:AA:1477:U:H2'	1:AA:1478:U:C6	2.43	0.54
1:AA:301:G:H2'	1:AA:302:G:C8	2.43	0.54
1:AA:472:U:H2'	1:AA:473:U:C6	2.43	0.54
1:AA:590:U:H2'	1:AA:591:U:C6	2.43	0.54
3:AD:90:LEU:HD22	3:AD:90:LEU:H	1.72	0.54
12:AM:38:ILE:HG13	12:AM:55:LEU:CD2	2.38	0.54
13:AN:80:ARG:HG3	13:AN:81:ILE:N	2.22	0.54
19:AT:81:GLN:C	19:AT:83:ASN:H	2.10	0.54
23:BB:2285:C:OP1	33:B1:25:ASN:ND2	2.40	0.54
34:B3:24:LYS:NZ	34:B3:28:LEU:HB3	2.23	0.54
23:BB:1273:U:H4'	23:BB:1275:A:OP2	2.07	0.54
23:BB:1401:G:H2'	23:BB:1402:U:C6	2.43	0.54
23:BB:142:A:H2'	23:BB:143:C:C5	2.42	0.54
23:BB:2020:A:O2'	23:BB:2021:C:H5'	2.07	0.54
23:BB:2103:C:H4'	23:BB:2103:C:OP1	2.07	0.54
23:BB:2368:C:H2'	23:BB:2369:A:H8	1.72	0.54
23:BB:340:A:H2'	23:BB:341:C:O4'	2.08	0.54
23:BB:418:C:H2'	23:BB:419:U:H6	1.73	0.54
23:BB:630:G:H4'	23:BB:640:C:O2'	2.08	0.54
23:BB:809:G:H2'	23:BB:810:U:C6	2.43	0.54
23:BB:7:G:H2'	23:BB:8:C:C6	2.43	0.54
26:BD:25:THR:HG21	26:BD:193:VAL:HG22	1.90	0.54
48:BG:34:ARG:N	48:BG:34:ARG:HH11	1.97	0.54
24:BI:112:LYS:O	24:BI:116:MET:HG3	2.08	0.54
24:BI:11:GLN:O	24:BI:11:GLN:HG3	2.07	0.54
38:BM:41:LEU:HD13	38:BM:46:ILE:HG22	1.89	0.54
44:BQ:90:ASP:O	44:BQ:94:LEU:HB2	2.08	0.54
23:BB:496:G:H1'	45:BS:61:ASN:ND2	2.22	0.54
1:CA:1438:G:O2'	1:CA:1439:G:H5'	2.07	0.54
11:CL:14:LYS:HG2	11:CL:15:VAL:N	2.23	0.54
13:CN:63:CYS:HB2	13:CN:79:SER:HB3	1.89	0.54
14:CO:21:ASP:C	14:CO:23:GLY:H	2.11	0.54
14:CO:81:LEU:O	14:CO:85:LEU:HD13	2.07	0.54
19:CT:81:GLN:C	19:CT:83:ASN:H	2.09	0.54
33:D1:7:LYS:HA	33:D1:23:THR:HG22	1.89	0.54

Continued on next page...

Continued from previous page...

Atom-1	Atom-2	Interatomic distance (Å)	Clash overlap (Å)
23:DB:102:U:H2'	39:DX:2:LYS:CE	2.36	0.54
23:DB:1179:G:O2'	23:DB:1180:U:H5'	2.08	0.54
23:DB:1222:U:O2'	23:DB:1223:G:H5'	2.07	0.54
23:DB:585:G:H2'	23:DB:1251:C:H42	1.72	0.54
23:DB:1419:A:H2'	23:DB:1421:G:N7	2.23	0.54
23:DB:1443:U:H2'	23:DB:1444:G:H8	1.73	0.54
23:DB:208:C:H2'	23:DB:209:C:H6	1.73	0.54
23:DB:2822:G:H2'	23:DB:2823:A:H5''	1.89	0.54
23:DB:26:G:H1'	23:DB:514:A:N6	2.21	0.54
25:DC:90:ILE:CD1	25:DC:102:TYR:HB3	2.37	0.54
47:DF:1:ALA:O	47:DF:4:HIS:HB3	2.07	0.54
43:DO:71:ALA:O	43:DO:106:LEU:HB3	2.07	0.54
44:DQ:86:SER:HB3	49:DR:52:PRO:HD3	1.89	0.54
49:DR:39:LEU:HA	49:DR:53:PHE:HA	1.89	0.54
49:DR:58:VAL:HG22	49:DR:59:ILE:N	2.23	0.54
23:DB:974:G:OP2	49:DR:78:ARG:HD3	2.07	0.54
46:DU:13:LEU:H	46:DU:13:LEU:HD12	1.72	0.54
35:DV:9:ARG:HA	35:DV:41:GLU:OE2	2.08	0.54
52:DW:23:LYS:HZ2	52:DW:24:ARG:HG3	1.72	0.54
52:DW:37:VAL:HG13	52:DW:55:ASP:C	2.27	0.54
1:AA:1249:C:H4'	8:AI:37:TYR:OH	2.07	0.54
1:AA:157:U:O2'	1:AA:158:G:H5'	2.07	0.54
1:AA:205:A:H2'	1:AA:206:C:C6	2.43	0.54
1:AA:409:U:OP1	3:AD:23:GLY:HA3	2.08	0.54
1:AA:425:G:H2'	1:AA:426:U:C6	2.43	0.54
1:AA:692:U:C2	1:AA:694:A:H5''	2.42	0.54
20:AB:68:PHE:O	20:AB:90:PHE:HA	2.07	0.54
3:AD:187:ARG:NH1	3:AD:191:SER:HA	2.23	0.54
6:AG:121:ASN:N	6:AG:121:ASN:HD22	2.04	0.54
14:AO:81:LEU:O	14:AO:85:LEU:HD13	2.08	0.54
53:B6:30:THR:HA	53:B6:183:ILE:HG12	1.89	0.54
22:BA:40:U:H1'	22:BA:43:C:C5	2.43	0.54
23:BB:1349:C:H2'	23:BB:1350:C:H6	1.73	0.54
23:BB:1465:G:H2'	23:BB:1466:U:O4'	2.08	0.54
23:BB:150:U:H2'	23:BB:151:C:H6	1.71	0.54
23:BB:1785:A:H2'	23:BB:1787:A:N7	2.23	0.54
23:BB:350:G:H2'	23:BB:351:C:H6	1.73	0.54
23:BB:719:C:O2'	23:BB:720:U:H5'	2.08	0.54
23:BB:2636:C:H4'	26:BD:81:GLU:OE2	2.07	0.54
48:BG:16:VAL:HG11	48:BG:44:HIS:CE1	2.43	0.54
38:BM:35:ALA:CB	38:BM:100:LYS:H	2.20	0.54

Continued on next page...

Continued from previous page...

Atom-1	Atom-2	Interatomic distance (Å)	Clash overlap (Å)
42:BN:83:LEU:HA	42:BN:86:ARG:CG	2.38	0.54
39:BX:34:SER:HB2	39:BX:36:GLN:OE1	2.08	0.54
51:BZ:68:LEU:HD22	51:BZ:78:TYR:CD1	2.42	0.54
1:CA:1110:A:H2'	1:CA:1111:A:H8	1.73	0.54
1:CA:312:C:H2'	1:CA:313:A:H8	1.70	0.54
20:CB:130:LYS:HA	20:CB:130:LYS:HE2	1.88	0.54
2:CC:26:LYS:HE2	2:CC:27:GLU:HG3	1.88	0.54
6:CG:22:LEU:O	6:CG:26:VAL:HG13	2.08	0.54
6:CG:99:ALA:O	6:CG:103:ILE:HG13	2.08	0.54
9:CJ:7:ARG:O	9:CJ:100:ILE:HA	2.08	0.54
11:CL:30:ARG:O	11:CL:57:THR:HG23	2.08	0.54
13:CN:16:ALA:HA	13:CN:54:SER:O	2.07	0.54
22:DA:32:U:H2'	22:DA:33:G:O4'	2.07	0.54
23:DB:1479:G:O2'	23:DB:1480:C:H5'	2.08	0.54
23:DB:1727:C:H2'	23:DB:1728:C:O4'	2.08	0.54
23:DB:2142:A:H2'	23:DB:2143:C:C1'	2.38	0.54
23:DB:2149:U:H2'	23:DB:2150:C:H6	1.73	0.54
23:DB:2700:A:H2'	23:DB:2701:U:C6	2.42	0.54
23:DB:2849:U:H4'	23:DB:2850:A:C5'	2.38	0.54
25:DC:177:SER:O	25:DC:270:ARG:HG3	2.08	0.54
29:DE:149:ILE:HG23	29:DE:188:MET:CA	2.38	0.54
48:DG:123:GLU:HG2	48:DG:124:CYS:H	1.71	0.54
48:DG:15:ASP:CB	48:DG:26:LYS:HB3	2.38	0.54
40:DH:124:THR:HG23	40:DH:128:HIS:HE1	1.72	0.54
41:DJ:57:LEU:CG	41:DJ:128:ASN:H	2.17	0.54
43:DO:89:ASP:HA	43:DO:116:GLN:HB3	1.90	0.54
43:DO:69:ASP:O	43:DO:72:ALA:HB3	2.08	0.54
49:DR:39:LEU:HB3	49:DR:53:PHE:HA	1.90	0.54
49:DR:4:VAL:CG2	49:DR:39:LEU:HG	2.37	0.54
1:AA:1352:C:H2'	1:AA:1353:G:H8	1.72	0.54
1:AA:215:C:H2'	1:AA:216:U:H6	1.70	0.54
1:AA:532:A:H62	2:AC:191:THR:CB	2.15	0.54
1:AA:586:C:O2'	1:AA:587:G:H5'	2.07	0.54
20:AB:93:HIS:HB2	20:AB:145:ASN:O	2.08	0.54
5:AF:99:ALA:O	5:AF:100:SER:HB2	2.08	0.54
21:AU:24:LYS:HD2	21:AU:25:ALA:N	2.23	0.54
34:B3:20:GLY:HA3	34:B3:48:MET:HE1	1.89	0.54
53:B6:39:LEU:HG	53:B6:40:HIS:N	2.23	0.54
22:BA:113:C:H2'	22:BA:114:C:C6	2.43	0.54
23:BB:1396:U:O2	23:BB:1396:U:O4'	2.23	0.54
23:BB:1841:U:H2'	23:BB:1842:G:H8	1.71	0.54

Continued on next page...

Continued from previous page...

Atom-1	Atom-2	Interatomic distance (Å)	Clash overlap (Å)
23:BB:2674:G:H2'	23:BB:2675:A:C8	2.42	0.54
23:BB:2699:C:H2'	23:BB:2700:A:H8	1.71	0.54
23:BB:591:U:H1'	34:B3:1:PRO:N	2.23	0.54
26:BD:60:VAL:HA	26:BD:64:GLU:OE2	2.08	0.54
29:BE:108:ILE:HG12	37:BL:2:ARG:HH22	1.72	0.54
29:BE:149:ILE:HG23	29:BE:188:MET:CA	2.38	0.54
48:BG:37:ASN:ND2	48:BG:38:ASP:H	2.05	0.54
40:BH:54:LEU:O	40:BH:58:LEU:N	2.34	0.54
41:BJ:29:ALA:O	41:BJ:32:LEU:HB2	2.08	0.54
41:BJ:4:PHE:HB3	41:BJ:44:TYR:CE1	2.43	0.54
28:BP:75:THR:CG2	28:BP:76:HIS:H	2.18	0.54
44:BQ:57:ARG:HH12	44:BQ:61:ILE:HD11	1.72	0.54
35:BV:63:ILE:HB	35:BV:70:ILE:HD11	1.90	0.54
52:BW:23:LYS:C	52:BW:66:VAL:HB	2.28	0.54
39:BX:1:MET:HB3	39:BX:5:GLU:OE1	2.07	0.54
1:CA:107:G:O6	19:CT:9:ARG:HD3	2.07	0.54
1:CA:1314:C:H2'	1:CA:1315:U:H6	1.72	0.54
1:CA:317:U:H2'	1:CA:318:G:H8	1.71	0.54
1:CA:484:G:H4'	1:CA:485:U:H5'	1.89	0.54
1:CA:806:C:H2'	1:CA:807:A:H8	1.73	0.54
1:CA:999:C:H2'	1:CA:1000:A:H8	1.72	0.54
20:CB:69:VAL:HB	20:CB:162:VAL:HB	1.90	0.54
3:CD:22:SER:N	3:CD:109:THR:HG22	2.22	0.54
3:CD:169:TRP:CE2	3:CD:185:PRO:HB3	2.43	0.54
4:CE:156:ARG:HB3	7:CH:43:GLY:HA3	1.90	0.54
11:CL:79:ILE:HD12	11:CL:96:THR:HG22	1.90	0.54
12:CM:71:GLU:HA	12:CM:74:MET:HG2	1.90	0.54
18:CS:48:ILE:HB	18:CS:59:VAL:HG23	1.90	0.54
53:D6:123:GLU:HA	53:D6:126:ARG:NH1	2.22	0.54
53:D6:90:LEU:HB3	53:D6:101:ILE:CG2	2.38	0.54
23:DB:1054:A:H2'	23:DB:1055:G:O4'	2.08	0.54
23:DB:1508:A:H2'	23:DB:1509:A:C2	2.43	0.54
23:DB:2100:G:H2'	23:DB:2101:A:O4'	2.08	0.54
23:DB:2306:C:C3'	23:DB:2307:G:H5'	2.38	0.54
23:DB:2364:C:O2'	23:DB:2365:G:H5'	2.08	0.54
23:DB:2539:C:O2'	23:DB:2540:C:H5'	2.08	0.54
23:DB:283:G:H2'	23:DB:284:U:O4'	2.07	0.54
23:DB:297:G:OP1	46:DU:91:LYS:HD3	2.07	0.54
23:DB:633:A:O5'	23:DB:633:A:H8	1.90	0.54
25:DC:145:MET:SD	25:DC:153:LEU:HD21	2.48	0.54
25:DC:2:VAL:HG23	25:DC:3:VAL:N	2.23	0.54

Continued on next page...

Continued from previous page...

Atom-1	Atom-2	Interatomic distance (Å)	Clash overlap (Å)
23:DB:2680:U:OP2	26:DD:114:LYS:HB3	2.08	0.54
29:DE:143:LEU:HB3	29:DE:146:VAL:HG21	1.89	0.54
23:DB:320:A:C2	29:DE:163:ASN:HB3	2.43	0.54
47:DF:78:ILE:C	47:DF:79:ARG:HG3	2.27	0.54
48:DG:153:PRO:CG	48:DG:162:ARG:HB3	2.38	0.54
27:DK:2:ILE:HD12	27:DK:2:ILE:N	2.23	0.54
43:DO:30:ARG:HG3	43:DO:30:ARG:HH11	1.71	0.54
44:DQ:89:ILE:HB	49:DR:11:GLN:NE2	2.21	0.54
44:DQ:91:ARG:HH12	49:DR:10:LYS:HB3	1.73	0.54
50:DT:45:ALA:HA	50:DT:48:GLN:CG	2.38	0.54
50:DT:74:ILE:HG13	50:DT:75:GLY:H	1.73	0.54
35:DV:63:ILE:HB	35:DV:70:ILE:HD11	1.90	0.54
1:AA:1003:G:N2	1:AA:1005:A:H5'	2.23	0.54
1:AA:1172:C:O2'	1:AA:1173:U:H5'	2.08	0.54
1:AA:1260:G:H4'	1:AA:1283:U:O2'	2.07	0.54
1:AA:448:A:H2'	1:AA:449:G:C8	2.43	0.54
20:AB:96:LEU:CD2	20:AB:146:SER:HB2	2.37	0.54
20:AB:22:TRP:CZ3	20:AB:24:PRO:HA	2.43	0.54
9:AJ:53:ILE:HG23	9:AJ:54:SER:N	2.23	0.54
13:AN:14:ALA:HA	13:AN:17:ASP:OD2	2.08	0.54
53:B6:6:LEU:O	53:B6:9:GLU:HB3	2.07	0.54
53:B6:73:GLN:HG3	53:B6:74:ASN:H	1.73	0.54
23:BB:1656:C:H2'	23:BB:1657:U:H6	1.72	0.54
23:BB:202:U:H2'	23:BB:203:A:C8	2.43	0.54
23:BB:2386:A:H2'	23:BB:2387:U:C6	2.42	0.54
23:BB:338:G:N2	23:BB:339:U:H1'	2.23	0.54
25:BC:93:VAL:HG13	25:BC:94:LEU:N	2.22	0.54
26:BD:12:THR:HG22	26:BD:13:ARG:N	2.22	0.54
26:BD:7:LYS:HE2	26:BD:198:GLY:HA2	1.89	0.54
47:BF:65:LEU:H	47:BF:88:VAL:HG22	1.72	0.54
48:BG:16:VAL:HG11	48:BG:44:HIS:NE2	2.23	0.54
40:BH:69:ALA:HA	40:BH:140:ALA:HB2	1.90	0.54
41:BJ:36:LEU:O	41:BJ:51:GLY:HA3	2.08	0.54
41:BJ:59:ALA:O	41:BJ:62:VAL:HG12	2.08	0.54
38:BM:65:ILE:HG23	38:BM:103:TYR:CE2	2.43	0.54
52:BW:18:LYS:O	52:BW:34:SER:HA	2.08	0.54
39:BX:3:ALA:O	39:BX:6:LEU:HB2	2.08	0.54
1:CA:113:G:H2'	1:CA:114:U:C6	2.43	0.54
1:CA:1180:A:P	8:CI:98:ARG:HH22	2.31	0.54
1:CA:628:G:O2'	1:CA:629:A:H5'	2.08	0.54
1:CA:720:C:H5''	17:CR:40:PRO:HA	1.90	0.54

Continued on next page...

Continued from previous page...

Atom-1	Atom-2	Interatomic distance (Å)	Clash overlap (Å)
1:CA:934:C:H5''	57:CA:1748:HOH:O	2.08	0.54
20:CB:31:PHE:N	20:CB:41:ASN:HB2	2.23	0.54
2:CC:2:GLN:HE22	2:CC:3:LYS:NZ	2.05	0.54
3:CD:117:VAL:O	3:CD:130:ASN:HA	2.08	0.54
3:CD:147:LYS:HD3	3:CD:148:ALA:N	2.22	0.54
4:CE:132:PRO:O	4:CE:136:VAL:HG12	2.07	0.54
6:CG:45:ALA:HB3	6:CG:119:LEU:HD23	1.89	0.54
7:CH:103:VAL:HG22	7:CH:124:ILE:HA	1.90	0.54
8:CI:22:PRO:HA	8:CI:60:LEU:HB2	1.90	0.54
12:CM:70:ARG:NE	47:DF:136:ILE:HG21	2.23	0.54
23:DB:1203:U:H3'	23:DB:1204:A:H5''	1.89	0.54
23:DB:1579:A:H2'	23:DB:1580:A:C8	2.42	0.54
23:DB:1842:G:H1'	25:DC:242:HIS:NE2	2.23	0.54
23:DB:1842:G:H2'	23:DB:1843:C:H6	1.73	0.54
23:DB:2093:G:H5'	40:DH:22:LYS:HD2	1.90	0.54
23:DB:217:A:H2'	23:DB:218:A:O4'	2.08	0.54
23:DB:3:U:H2'	23:DB:4:U:C6	2.42	0.54
23:DB:418:C:H2'	23:DB:419:U:C6	2.42	0.54
23:DB:590:A:H2'	23:DB:591:U:H6	1.71	0.54
23:DB:850:U:H5''	30:DY:18:LYS:HD3	1.90	0.54
23:DB:956:G:N2	23:DB:959:A:H3'	2.23	0.54
40:DH:94:ILE:O	40:DH:122:LEU:HD23	2.07	0.54
23:DB:1100:C:OP2	24:DI:2:LYS:HB3	2.07	0.54
23:DB:2820:A:OP1	42:DN:4:ARG:HA	2.08	0.54
43:DO:68:LYS:H	43:DO:102:ARG:CD	2.21	0.54
44:DQ:91:ARG:HH22	49:DR:10:LYS:HB3	1.73	0.54
50:DT:14:PRO:HA	50:DT:32:LEU:HB3	1.90	0.54
50:DT:67:VAL:HG23	50:DT:75:GLY:O	2.08	0.54
52:DW:77:LYS:O	52:DW:78:PHE:HB2	2.07	0.54
1:AA:1298:U:H2'	6:AG:113:LYS:HZ2	1.72	0.53
1:AA:190:A:O5'	1:AA:190:A:H8	1.91	0.53
1:AA:590:U:H2'	1:AA:591:U:H6	1.72	0.53
20:AB:112:ARG:HE	20:AB:116:LEU:HD11	1.72	0.53
20:AB:96:LEU:HB2	20:AB:99:MET:HE3	1.89	0.53
3:AD:123:MET:HB2	3:AD:128:VAL:HA	1.90	0.53
3:AD:77:GLU:OE1	3:AD:80:ARG:HD3	2.08	0.53
7:AH:17:GLN:NE2	7:AH:62:LEU:HB3	2.23	0.53
8:AI:5:TYR:HD1	8:AI:20:ILE:HG22	1.72	0.53
11:AL:35:ARG:NH2	11:AL:36:VAL:HG22	2.23	0.53
16:AQ:80:LYS:CE	16:AQ:80:LYS:H	2.21	0.53
18:AS:10:ILE:HG22	18:AS:38:THR:N	2.23	0.53

Continued on next page...

Continued from previous page...

Atom-1	Atom-2	Interatomic distance (Å)	Clash overlap (Å)
53:B6:83:ILE:HG22	53:B6:90:LEU:HB2	1.89	0.53
23:BB:1248:G:O2'	44:BQ:2:ARG:HA	2.08	0.53
23:BB:1351:C:O2'	23:BB:1571:A:H1'	2.08	0.53
23:BB:145:C:H2'	23:BB:146:A:H8	1.73	0.53
23:BB:1669:A:O3'	23:BB:2549:G:H5'	2.08	0.53
23:BB:175:G:O2'	23:BB:176:A:H5'	2.08	0.53
23:BB:1878:G:H2'	23:BB:1879:C:H6	1.72	0.53
23:BB:1130:U:C2	23:BB:2025:C:H5''	2.43	0.53
23:BB:2262:U:H1'	23:BB:2328:A:H1'	1.90	0.53
23:BB:2436:G:O2'	23:BB:2437:G:H5'	2.08	0.53
23:BB:362:A:H3'	23:BB:363:G:H8	1.72	0.53
23:BB:534:U:H5'	44:BQ:41:ALA:HB1	1.91	0.53
23:BB:909:A:H2'	23:BB:912:C:C5	2.43	0.53
25:BC:78:GLU:OE1	25:BC:94:LEU:HD22	2.09	0.53
47:BF:60:SER:HB2	47:BF:62:GLN:OE1	2.08	0.53
41:BJ:4:PHE:CG	41:BJ:5:THR:N	2.76	0.53
45:BS:13:SER:OG	45:BS:14:ALA:N	2.41	0.53
46:BU:9:GLU:O	46:BU:72:PHE:N	2.41	0.53
35:BV:30:ILE:O	35:BV:37:PRO:HA	2.09	0.53
1:CA:1005:A:H2'	1:CA:1006:G:O4'	2.08	0.53
1:CA:1221:G:O3'	18:CS:76:THR:HG21	2.08	0.53
1:CA:1386:G:O2'	1:CA:1387:G:H5'	2.08	0.53
1:CA:1396:A:H4'	1:CA:1397:C:H5''	1.90	0.53
1:CA:1511:G:O2'	1:CA:1512:U:H5'	2.08	0.53
1:CA:499:A:H4'	1:CA:500:G:OP1	2.08	0.53
1:CA:590:U:H2'	1:CA:591:U:H6	1.73	0.53
1:CA:724:G:O2'	1:CA:725:G:H5'	2.07	0.53
3:CD:146:GLU:HB3	3:CD:149:LYS:HE3	1.88	0.53
8:CI:50:PRO:HD3	8:CI:79:ARG:HG3	1.90	0.53
8:CI:62:LEU:HD22	8:CI:62:LEU:H	1.72	0.53
10:CK:105:ARG:NH2	21:CU:10:PRO:HB3	2.23	0.53
12:CM:38:ILE:HG13	12:CM:55:LEU:CD2	2.37	0.53
18:CS:10:ILE:HG22	18:CS:38:THR:N	2.23	0.53
33:D1:36:LYS:HG2	33:D1:47:ILE:HG13	1.90	0.53
22:DA:48:U:H2'	22:DA:49:C:C6	2.43	0.53
22:DA:94:A:H2'	22:DA:95:U:O4'	2.08	0.53
23:DB:136:G:H2'	23:DB:137:U:C6	2.43	0.53
23:DB:1526:C:H2'	23:DB:1527:G:O4'	2.09	0.53
23:DB:2560:A:H2'	23:DB:2561:U:C6	2.43	0.53
26:DD:68:PHE:HB3	26:DD:73:VAL:CG2	2.33	0.53
23:DB:1258:U:C4'	29:DE:79:ARG:HD2	2.37	0.53

Continued on next page...

Continued from previous page...

Atom-1	Atom-2	Interatomic distance (Å)	Clash overlap (Å)
23:DB:2746:U:H5'	48:DG:137:LYS:HG2	1.89	0.53
24:DI:24:GLY:HA2	24:DI:34:ILE:HD12	1.90	0.53
24:DI:45:THR:HA	24:DI:48:ILE:CG2	2.38	0.53
41:DJ:30:THR:HG23	41:DJ:31:GLU:N	2.23	0.53
41:DJ:3:THR:HB	41:DJ:44:TYR:OH	2.08	0.53
43:DO:100:HIS:C	43:DO:104:GLN:HB2	2.29	0.53
44:DQ:57:ARG:HH12	44:DQ:61:ILE:HD11	1.70	0.53
46:DU:73:ASN:C	46:DU:75:ALA:H	2.11	0.53
52:DW:50:VAL:O	52:DW:59:PHE:HB3	2.08	0.53
30:DY:2:LYS:HD3	30:DY:2:LYS:H	1.73	0.53
1:AA:378:G:O2'	1:AA:379:C:H5'	2.07	0.53
1:AA:920:U:O2'	1:AA:921:U:H5'	2.09	0.53
1:AA:921:U:H2'	1:AA:922:G:C8	2.43	0.53
3:AD:146:GLU:HB3	3:AD:149:LYS:HE3	1.90	0.53
3:AD:2:ARG:HB3	3:AD:114:ARG:NH2	2.24	0.53
4:AE:113:VAL:CG1	4:AE:136:VAL:HG23	2.38	0.53
5:AF:3:HIS:NE2	5:AF:65:GLU:HG3	2.23	0.53
5:AF:38:ARG:HD3	5:AF:97:THR:HA	1.89	0.53
36:B2:31:LEU:HD22	36:B2:42:LEU:HD12	1.90	0.53
34:B3:22:LYS:HB2	34:B3:48:MET:SD	2.48	0.53
23:BB:2530:A:H3'	48:BG:156:TYR:OH	2.08	0.53
23:BB:2617:U:O2'	23:BB:2618:G:H5'	2.08	0.53
23:BB:2758:A:C2'	23:BB:2759:G:H5'	2.39	0.53
23:BB:547:A:C3'	23:BB:548:G:H5'	2.38	0.53
23:BB:76:C:O2'	23:BB:77:G:H5'	2.08	0.53
23:BB:962:G:H2'	23:BB:963:U:C6	2.43	0.53
25:BC:166:ARG:HB3	25:BC:171:VAL:HG22	1.90	0.53
29:BE:5:LEU:HG	29:BE:12:LEU:HD22	1.90	0.53
23:BB:674:G:HO2'	29:BE:60:TRP:HH2	1.56	0.53
47:BF:101:ARG:NH2	47:BF:138:PRO:HB2	2.22	0.53
40:BH:124:THR:HG22	40:BH:125:THR:N	2.23	0.53
40:BH:73:ASN:N	40:BH:73:ASN:HD22	2.06	0.53
41:BJ:45:THR:HG23	41:BJ:45:THR:O	2.08	0.53
38:BM:126:ILE:H	38:BM:126:ILE:HD12	1.73	0.53
42:BN:32:GLU:HB3	42:BN:115:LEU:HG	1.90	0.53
42:BN:71:ARG:HG2	42:BN:71:ARG:HH21	1.73	0.53
44:BQ:91:ARG:HB2	44:BQ:94:LEU:HD23	1.89	0.53
45:BS:36:LEU:N	45:BS:36:LEU:HD22	2.19	0.53
45:BS:18:ARG:HB3	45:BS:76:VAL:HG22	1.89	0.53
50:BT:29:THR:HA	50:BT:86:THR:HA	1.89	0.53
46:BU:80:ASP:OD1	46:BU:95:PHE:HB3	2.08	0.53

Continued on next page...

Continued from previous page...

Atom-1	Atom-2	Interatomic distance (Å)	Clash overlap (Å)
39:BX:29:ARG:HH21	39:BX:29:ARG:CB	2.21	0.53
1:CA:955:U:H1'	1:CA:1227:A:H62	1.73	0.53
1:CA:369:G:O2'	1:CA:370:C:H5'	2.08	0.53
1:CA:632:U:H5''	1:CA:633:G:C8	2.43	0.53
1:CA:707:U:H2'	1:CA:708:C:H6	1.73	0.53
4:CE:82:HIS:HB2	4:CE:83:PRO:HD2	1.90	0.53
12:CM:21:ILE:HG23	12:CM:65:GLU:OE2	2.09	0.53
16:CQ:60:ILE:HG12	16:CQ:72:TRP:HE3	1.73	0.53
21:CU:42:THR:O	21:CU:46:ARG:HG3	2.09	0.53
53:D6:64:ARG:N	53:D6:64:ARG:HD2	2.24	0.53
22:DA:87:U:H2'	22:DA:88:C:O5'	2.09	0.53
23:DB:1722:A:H2'	23:DB:1723:G:H8	1.70	0.53
23:DB:1899:A:O2'	23:DB:1900:A:H5''	2.07	0.53
23:DB:2282:G:OP1	23:DB:2283:C:H1'	2.07	0.53
23:DB:2528:U:O2'	23:DB:2529:G:H3'	2.08	0.53
23:DB:691:C:O2'	23:DB:692:C:H5'	2.08	0.53
23:DB:973:A:H1'	23:DB:1188:U:C5	2.43	0.53
26:DD:102:ALA:HA	26:DD:180:VAL:HG21	1.89	0.53
47:DF:3:LEU:HD21	47:DF:172:PHE:HB3	1.90	0.53
48:DG:37:ASN:ND2	48:DG:38:ASP:H	2.05	0.53
24:DI:32:VAL:HG22	24:DI:60:VAL:CG2	2.38	0.53
28:DP:59:THR:OG1	28:DP:72:VAL:HG12	2.08	0.53
44:DQ:52:ARG:C	44:DQ:54:ARG:H	2.10	0.53
44:DQ:91:ARG:HB2	44:DQ:94:LEU:HD23	1.89	0.53
1:AA:1053:G:H4'	1:AA:1054:C:H5'	1.90	0.53
1:AA:1521:C:O2'	1:AA:1522:U:H5'	2.08	0.53
1:AA:668:G:O2'	1:AA:669:G:H5'	2.08	0.53
1:AA:678:U:O2'	1:AA:679:C:H5'	2.08	0.53
1:AA:1206:G:C4'	2:AC:192:TYR:HA	2.36	0.53
3:AD:22:SER:N	3:AD:109:THR:HG22	2.24	0.53
3:AD:55:ARG:HG3	3:AD:55:ARG:HH11	1.72	0.53
6:AG:72:VAL:HG12	6:AG:89:GLU:HA	1.91	0.53
8:AI:26:LYS:H	8:AI:61:ASP:HB2	1.72	0.53
36:B2:10:LEU:HD22	36:B2:14:ARG:NE	2.23	0.53
53:B6:80:GLU:C	53:B6:82:ALA:H	2.11	0.53
23:BB:1464:G:H2'	23:BB:1465:G:H8	1.73	0.53
23:BB:1552:A:H2'	23:BB:1553:A:C5'	2.39	0.53
23:BB:1799:G:N2	23:BB:1818:U:O2'	2.41	0.53
23:BB:2109:U:H2'	23:BB:2110:G:C8	2.44	0.53
23:BB:217:A:H2'	23:BB:218:A:O4'	2.09	0.53
23:BB:2259:U:H2'	23:BB:2260:C:H6	1.73	0.53

Continued on next page...

Continued from previous page...

Atom-1	Atom-2	Interatomic distance (Å)	Clash overlap (Å)
23:BB:2543:G:H8	23:BB:2543:G:H5'	1.74	0.53
23:BB:2572:A:OP2	26:BD:152:PRO:HD3	2.08	0.53
47:BF:124:ARG:HB3	47:BF:126:ASN:OD1	2.08	0.53
27:BK:2:ILE:HD12	27:BK:2:ILE:N	2.24	0.53
37:BL:19:LEU:HD23	37:BL:31:GLY:HA3	1.89	0.53
43:BO:25:ARG:O	43:BO:39:VAL:HA	2.08	0.53
28:BP:59:THR:OG1	28:BP:72:VAL:HG12	2.08	0.53
49:BR:4:VAL:CG2	49:BR:39:LEU:HG	2.37	0.53
46:BU:95:PHE:CE1	46:BU:102:ILE:HB	2.34	0.53
39:BX:39:GLN:HB2	39:BX:42:LEU:HD22	1.90	0.53
1:CA:1225:A:H3'	1:CA:1226:C:C6	2.43	0.53
1:CA:1283:U:H2'	1:CA:1284:C:C6	2.43	0.53
5:CF:3:HIS:CD2	5:CF:65:GLU:HG3	2.43	0.53
1:CA:641:U:H4'	7:CH:106:SER:O	2.07	0.53
8:CI:41:GLU:C	8:CI:43:ALA:H	2.12	0.53
10:CK:52:ARG:HH12	10:CK:56:LYS:CE	2.21	0.53
13:CN:14:ALA:HA	13:CN:17:ASP:OD2	2.07	0.53
23:DB:1423:G:H2'	23:DB:1424:G:H8	1.72	0.53
23:DB:1712:U:H2'	23:DB:1713:A:N7	2.23	0.53
23:DB:222:A:N6	23:DB:232:G:H1'	2.24	0.53
23:DB:2259:U:H2'	23:DB:2260:C:H6	1.73	0.53
23:DB:2438:U:O2'	23:DB:2439:A:H5''	2.08	0.53
23:DB:2553:G:H2'	23:DB:2554:U:C4'	2.38	0.53
48:DG:108:PHE:HD1	48:DG:108:PHE:H	1.56	0.53
40:DH:68:ARG:O	40:DH:72:ILE:HG13	2.08	0.53
27:DK:105:ARG:HB3	27:DK:122:VAL:HG12	1.91	0.53
44:DQ:80:ASN:O	44:DQ:83:LYS:HB3	2.08	0.53
23:DB:2330:G:H1'	52:DW:38:ARG:HB2	1.90	0.53
51:DZ:27:ARG:HD2	51:DZ:29:PHE:CE1	2.43	0.53
1:AA:1053:G:N7	1:AA:1200:C:H5''	2.23	0.53
1:AA:1297:G:H1'	1:AA:1298:U:H5	1.73	0.53
1:AA:1320:C:N3	18:AS:35:ARG:HD3	2.24	0.53
1:AA:244:U:O4	1:AA:906:A:H1'	2.08	0.53
1:AA:552:U:H2'	1:AA:553:A:C8	2.43	0.53
1:AA:676:A:H2'	1:AA:677:U:H6	1.73	0.53
1:AA:724:G:H2'	1:AA:725:G:H8	1.74	0.53
1:AA:845:A:H5''	1:AA:846:G:C8	2.44	0.53
20:AB:162:VAL:CG1	20:AB:184:ALA:HB2	2.38	0.53
20:AB:83:ALA:O	20:AB:88:GLN:HB2	2.09	0.53
1:AA:16:A:O2'	4:AE:20:VAL:HG13	2.08	0.53
53:B6:133:ARG:O	53:B6:134:ARG:C	2.47	0.53

Continued on next page...

Continued from previous page...

Atom-1	Atom-2	Interatomic distance (Å)	Clash overlap (Å)
53:B6:4:LYS:HA	53:B6:7:TYR:CD2	2.43	0.53
23:BB:1097:U:C2'	23:BB:1098:A:H5'	2.37	0.53
23:BB:839:U:H1'	23:BB:1191:G:H1'	1.90	0.53
23:BB:116:C:H1'	23:BB:127:A:N3	2.23	0.53
23:BB:1636:U:H2'	23:BB:1637:A:C8	2.43	0.53
23:BB:1712:U:H2'	23:BB:1713:A:N7	2.23	0.53
23:BB:1883:U:H2'	23:BB:1884:G:H1'	1.90	0.53
23:BB:813:U:H2'	23:BB:814:C:H6	1.72	0.53
23:BB:857:G:C2'	23:BB:858:G:H5'	2.38	0.53
23:BB:934:U:H2'	23:BB:935:C:H6	1.73	0.53
23:BB:2579:C:O2'	26:BD:136:ASN:HA	2.08	0.53
40:BH:64:ALA:H	40:BH:66:ASN:ND2	2.07	0.53
42:BN:11:ASN:O	42:BN:12:ARG:HB2	2.08	0.53
42:BN:92:GLY:HA2	42:BN:94:TYR:CZ	2.43	0.53
43:BO:111:ARG:HB2	43:BO:117:PHE:CZ	2.43	0.53
28:BP:4:ILE:C	28:BP:6:GLN:N	2.61	0.53
45:BS:58:ALA:HB1	45:BS:69:LEU:HD21	1.89	0.53
50:BT:44:LYS:O	50:BT:48:GLN:HG2	2.08	0.53
35:BV:31:TYR:HA	35:BV:93:ARG:NH2	2.24	0.53
30:BY:15:ARG:O	30:BY:20:LYS:HE3	2.09	0.53
1:CA:1414:U:H2'	1:CA:1415:G:H8	1.73	0.53
1:CA:586:C:O2'	1:CA:587:G:H5'	2.08	0.53
1:CA:890:G:O2'	1:CA:906:A:N6	2.42	0.53
1:CA:977:A:H1'	1:CA:982:U:O4	2.08	0.53
1:CA:1170:A:C5'	20:CB:138:ARG:HH12	2.20	0.53
2:CC:106:ARG:HD2	2:CC:106:ARG:H	1.74	0.53
1:CA:1147:C:O2'	8:CI:17:ARG:HD2	2.09	0.53
8:CI:51:LEU:HB3	8:CI:56:MET:CG	2.31	0.53
53:D6:150:SER:O	53:D6:154:THR:HG22	2.08	0.53
23:DB:1166:G:H2'	23:DB:1167:C:H6	1.71	0.53
23:DB:179:C:H2'	23:DB:180:G:O4'	2.07	0.53
23:DB:2195:U:O2'	23:DB:2196:C:H5'	2.09	0.53
23:DB:2212:A:H1'	23:DB:2213:U:N3	2.24	0.53
23:DB:2772:C:H2'	23:DB:2773:C:C6	2.43	0.53
23:DB:228:C:O2	23:DB:418:C:H4'	2.09	0.53
23:DB:417:C:H2'	23:DB:418:C:H6	1.72	0.53
23:DB:981:A:H2'	23:DB:982:C:H5''	1.90	0.53
23:DB:322:A:C2'	29:DE:163:ASN:HD21	2.20	0.53
48:DG:132:LEU:HD23	48:DG:132:LEU:N	2.24	0.53
48:DG:155:PRO:HA	48:DG:170:THR:HA	1.90	0.53
48:DG:36:LEU:N	48:DG:36:LEU:HD22	2.21	0.53

Continued on next page...

Continued from previous page...

Atom-1	Atom-2	Interatomic distance (Å)	Clash overlap (Å)
24:DI:92:PRO:O	24:DI:93:ASN:HB2	2.09	0.53
37:DL:6:LEU:H	37:DL:6:LEU:CD2	2.18	0.53
45:DS:36:LEU:HD22	45:DS:36:LEU:N	2.19	0.53
46:DU:9:GLU:O	46:DU:72:PHE:N	2.42	0.53
1:AA:1225:A:H3'	1:AA:1226:C:C6	2.43	0.53
1:AA:182:A:O2'	1:AA:183:C:H3'	2.08	0.53
1:AA:539:A:H2'	1:AA:540:G:H8	1.71	0.53
20:AB:16:GLY:HA2	20:AB:40:ILE:CD1	2.38	0.53
20:AB:46:VAL:HA	20:AB:49:PHE:CD2	2.43	0.53
3:AD:138:PRO:HA	3:AD:181:PHE:CD2	2.38	0.53
6:AG:19:SER:HB2	6:AG:21:LEU:HD21	1.91	0.53
9:AJ:91:ASP:C	9:AJ:92:LEU:HD13	2.29	0.53
10:AK:92:ARG:NH1	21:AU:20:ARG:HH21	2.07	0.53
23:BB:460:A:P	36:B2:41:ARG:HH12	2.31	0.53
23:BB:819:A:N6	23:BB:1189:A:H1'	2.24	0.53
23:BB:126:A:O2'	23:BB:127:A:H5'	2.08	0.53
23:BB:1460:U:H5''	23:BB:1461:C:O4'	2.08	0.53
23:BB:1695:G:H2'	23:BB:1696:G:O4'	2.08	0.53
23:BB:2105:U:H2'	23:BB:2106:U:C6	2.43	0.53
23:BB:2267:A:N6	23:BB:2272:U:C4	2.76	0.53
23:BB:2722:G:H2'	23:BB:2723:C:H6	1.72	0.53
26:BD:37:VAL:CG2	26:BD:91:THR:HA	2.39	0.53
29:BE:138:LEU:HB3	29:BE:143:LEU:O	2.09	0.53
24:BI:18:ASN:N	24:BI:19:PRO:CD	2.71	0.53
24:BI:81:LYS:HG3	24:BI:82:ALA:N	2.23	0.53
41:BJ:23:LYS:HZ2	41:BJ:142:ILE:HG12	1.72	0.53
41:BJ:30:THR:HG23	41:BJ:31:GLU:N	2.23	0.53
35:BV:77:VAL:HG12	38:BM:136:MET:HG2	1.90	0.53
43:BO:100:HIS:C	43:BO:104:GLN:HB2	2.29	0.53
43:BO:106:LEU:CA	43:BO:109:ALA:HB3	2.38	0.53
30:BY:18:LYS:O	30:BY:22:THR:HG23	2.08	0.53
1:CA:1128:C:H4'	1:CA:1148:U:O2	2.09	0.53
1:CA:1310:G:O2'	1:CA:1311:A:H5'	2.09	0.53
1:CA:1390:U:H2'	1:CA:1391:U:H6	1.73	0.53
1:CA:686:U:O4	1:CA:703:G:H1'	2.09	0.53
1:CA:724:G:H2'	1:CA:725:G:H8	1.72	0.53
1:CA:860:A:H2'	1:CA:861:G:O4'	2.08	0.53
2:CC:148:ILE:HA	2:CC:200:TRP:O	2.09	0.53
5:CF:51:ILE:O	5:CF:51:ILE:HG23	2.08	0.53
9:CJ:53:ILE:HG23	9:CJ:54:SER:N	2.24	0.53
9:CJ:92:LEU:H	9:CJ:92:LEU:HD22	1.73	0.53

Continued on next page...

Continued from previous page...

Atom-1	Atom-2	Interatomic distance (Å)	Clash overlap (Å)
19:CT:42:ASP:OD1	19:CT:44:ALA:HB3	2.08	0.53
36:D2:2:LYS:HD2	36:D2:6:GLN:NE2	2.23	0.53
34:D3:30:HIS:HD2	34:D3:31:ILE:H	1.57	0.53
23:DB:1295:C:H2'	23:DB:1296:G:H8	1.72	0.53
23:DB:138:U:H2'	23:DB:140:C:N1	2.24	0.53
23:DB:1577:C:H2'	23:DB:1578:U:O4'	2.09	0.53
23:DB:1847:A:H4'	23:DB:1848:A:H8	1.72	0.53
23:DB:1930:G:H2'	23:DB:1968:G:C6	2.43	0.53
23:DB:18:U:H2'	23:DB:19:A:C8	2.43	0.53
23:DB:2023:C:O2'	23:DB:2024:G:H5'	2.08	0.53
23:DB:20:C:O2'	23:DB:21:A:H5'	2.07	0.53
23:DB:2293:G:H2'	23:DB:2294:G:H8	1.72	0.53
23:DB:2458:G:N3	23:DB:2458:G:H2'	2.24	0.53
23:DB:2804:U:H2'	23:DB:2805:C:H6	1.71	0.53
23:DB:321:U:OP2	29:DE:130:LYS:HA	2.07	0.53
26:DD:25:THR:HG21	26:DD:193:VAL:HG22	1.89	0.53
26:DD:37:VAL:CG2	26:DD:91:THR:HA	2.37	0.53
27:DK:118:LEU:C	27:DK:120:PRO:HD2	2.29	0.53
42:DN:106:ASP:OD1	42:DN:108:ALA:HB3	2.09	0.53
43:DO:35:ILE:HG13	43:DO:71:ALA:CB	2.36	0.53
45:DS:13:SER:OG	45:DS:14:ALA:N	2.41	0.53
51:DZ:71:LEU:HD12	51:DZ:78:TYR:CD2	2.43	0.53
1:AA:1005:A:H2'	1:AA:1006:G:O4'	2.07	0.53
1:AA:1143:G:O2'	1:AA:1144:G:H5'	2.09	0.53
1:AA:955:U:H1'	1:AA:1227:A:H62	1.74	0.53
1:AA:1370:G:O2'	1:AA:1371:G:H5'	2.08	0.53
1:AA:148:G:N3	1:AA:1446:A:H2	2.06	0.53
1:AA:335:C:H2'	1:AA:336:A:H8	1.74	0.53
1:AA:686:U:O4	1:AA:703:G:H1'	2.08	0.53
5:AF:3:HIS:CG	5:AF:92:THR:HG23	2.43	0.53
10:AK:124:LYS:O	21:AU:33:ARG:NE	2.29	0.53
12:AM:10:ASP:HB2	12:AM:11:HIS:ND1	2.24	0.53
13:AN:17:ASP:HA	13:AN:21:ALA:HB2	1.90	0.53
18:AS:48:ILE:HB	18:AS:59:VAL:HG23	1.90	0.53
18:AS:68:HIS:HB3	18:AS:72:GLU:CD	2.28	0.53
23:BB:1060:U:O2	23:BB:1088:A:C8	2.62	0.53
23:BB:2511:U:H2'	23:BB:2512:C:C6	2.44	0.53
23:BB:2737:G:H2'	23:BB:2738:A:C8	2.44	0.53
23:BB:296:U:H2'	23:BB:297:G:H8	1.73	0.53
23:BB:37:C:H4'	23:BB:451:U:OP1	2.07	0.53
23:BB:513:A:O5'	23:BB:513:A:H8	1.91	0.53

Continued on next page...

Continued from previous page...

Atom-1	Atom-2	Interatomic distance (Å)	Clash overlap (Å)
25:BC:94:LEU:HD13	25:BC:100:ARG:HD2	1.91	0.53
26:BD:39:ASP:HB3	26:BD:42:ASN:HB3	1.89	0.53
29:BE:143:LEU:HB3	29:BE:146:VAL:HG21	1.89	0.53
23:BB:321:U:H1'	29:BE:162:ARG:NH1	2.24	0.53
48:BG:97:VAL:CG2	48:BG:124:CYS:HB2	2.39	0.53
40:BH:82:SER:HB2	40:BH:94:ILE:HG12	1.90	0.53
24:BI:49:GLU:CG	24:BI:54:ILE:HD11	2.39	0.53
24:BI:52:LEU:HD21	24:BI:81:LYS:HZ2	1.74	0.53
41:BJ:44:TYR:C	41:BJ:44:TYR:HD2	2.12	0.53
37:BL:136:GLU:HA	37:BL:140:GLY:H	1.74	0.53
38:BM:41:LEU:O	38:BM:94:ALA:N	2.42	0.53
49:BR:6:GLN:HE21	49:BR:7:SER:C	2.12	0.53
35:BV:28:ALA:HB2	35:BV:89:ILE:HD12	1.89	0.53
52:BW:37:VAL:HG13	52:BW:55:ASP:O	2.07	0.53
51:BZ:5:CYS:SG	51:BZ:8:THR:HG23	2.49	0.53
1:CA:1108:G:H2'	1:CA:1109:C:H5'	1.90	0.53
1:CA:1472:U:H2'	1:CA:1473:G:H8	1.74	0.53
1:CA:1499:A:O2'	1:CA:1500:A:H5'	2.09	0.53
1:CA:386:C:C2'	1:CA:387:U:H5'	2.38	0.53
1:CA:580:C:H2'	1:CA:581:G:O4'	2.09	0.53
1:CA:74:A:H2'	1:CA:75:G:C8	2.43	0.53
5:CF:42:TRP:HB2	5:CF:59:TYR:HB2	1.91	0.53
7:CH:124:ILE:HG22	7:CH:125:ILE:N	2.24	0.53
9:CJ:53:ILE:HG23	9:CJ:54:SER:H	1.74	0.53
1:CA:1060:U:C4'	9:CJ:54:SER:HB2	2.39	0.53
13:CN:60:ARG:HG3	13:CN:62:ARG:HG3	1.91	0.53
53:D6:15:GLN:HA	53:D6:168:PHE:HE2	1.74	0.53
53:D6:35:PRO:HA	53:D6:66:LEU:HD21	1.91	0.53
22:DA:91:C:H2'	22:DA:92:C:C6	2.43	0.53
23:DB:1145:C:O2'	23:DB:1146:C:H5'	2.09	0.53
23:DB:1220:G:H2'	23:DB:1221:C:H6	1.73	0.53
23:DB:1495:A:O2'	23:DB:1496:A:H5'	2.09	0.53
23:DB:1571:A:H2'	23:DB:1572:A:H8	1.73	0.53
23:DB:2327:A:H2'	23:DB:2328:A:C8	2.44	0.53
23:DB:2412:A:H2'	23:DB:2413:G:O4'	2.08	0.53
23:DB:277:G:H2'	23:DB:277:G:N3	2.24	0.53
25:DC:245:THR:C	25:DC:247:TRP:H	2.12	0.53
48:DG:23:ILE:HG21	48:DG:71:LEU:HD11	1.90	0.53
48:DG:16:VAL:HG11	48:DG:44:HIS:CE1	2.44	0.53
23:DB:1007:C:O3'	41:DJ:110:PRO:HB3	2.09	0.53
41:DJ:23:LYS:NZ	41:DJ:142:ILE:HG12	2.23	0.53

Continued on next page...

Continued from previous page...

Atom-1	Atom-2	Interatomic distance (Å)	Clash overlap (Å)
37:DL:136:GLU:HA	37:DL:140:GLY:H	1.74	0.53
42:DN:13:ASN:C	42:DN:15:SER:H	2.10	0.53
44:DQ:15:LYS:HD2	44:DQ:16:ILE:HD12	1.90	0.53
44:DQ:50:ARG:N	44:DQ:50:ARG:HD2	2.24	0.53
46:DU:64:ILE:HG13	46:DU:65:GLN:H	1.72	0.53
39:DX:20:ASN:N	39:DX:20:ASN:HD22	2.06	0.53
1:AA:764:C:N4	1:AA:812:G:H1	2.06	0.53
2:AC:13:ILE:C	2:AC:15:LYS:H	2.12	0.53
2:AC:30:ASP:HA	13:AN:64:ARG:HH12	1.73	0.53
3:AD:47:LEU:HD23	3:AD:51:GLY:C	2.29	0.53
3:AD:61:ARG:HH21	3:AD:67:LEU:HD23	1.74	0.53
1:AA:939:G:H5''	6:AG:101:ARG:NH2	2.24	0.53
9:AJ:53:ILE:HG23	9:AJ:54:SER:H	1.73	0.53
10:AK:16:SER:HA	10:AK:79:LYS:HE3	1.91	0.53
11:AL:54:VAL:HG12	11:AL:55:ARG:N	2.22	0.53
22:BA:74:U:H2'	22:BA:75:G:O4'	2.08	0.53
23:BB:1381:G:H1'	23:BB:1571:A:N1	2.23	0.53
23:BB:1623:G:O2'	23:BB:1624:U:H5'	2.09	0.53
23:BB:1794:A:H2'	23:BB:1795:C:C6	2.43	0.53
23:BB:1987:A:H2'	23:BB:1988:G:H8	1.73	0.53
23:BB:2243:U:O2'	23:BB:2244:U:H5'	2.09	0.53
23:BB:2361:G:O2'	23:BB:2362:C:H5'	2.09	0.53
23:BB:245:G:H2'	23:BB:246:C:H6	1.72	0.53
23:BB:2768:U:H2'	23:BB:2769:U:O4'	2.09	0.53
23:BB:582:A:H2'	23:BB:583:G:C8	2.44	0.53
47:BF:163:GLU:HA	47:BF:166:ARG:CD	2.32	0.53
47:BF:69:ALA:HB2	47:BF:82:TYR:HB3	1.91	0.53
48:BG:7:PRO:O	48:BG:8:VAL:CB	2.57	0.53
24:BI:122:GLU:CD	24:BI:122:GLU:H	2.12	0.53
1:CA:1461:G:H2'	1:CA:1462:C:C6	2.43	0.53
1:CA:188:C:H2'	1:CA:189:A:O4'	2.09	0.53
1:CA:229:U:H2'	1:CA:230:G:H8	1.74	0.53
1:CA:711:G:O2'	1:CA:712:A:H5'	2.07	0.53
1:CA:839:C:H2'	1:CA:840:C:O4'	2.09	0.53
5:CF:3:HIS:NE2	5:CF:65:GLU:HG3	2.23	0.53
8:CI:26:LYS:N	8:CI:61:ASP:CB	2.71	0.53
10:CK:34:THR:HA	10:CK:41:LEU:HG	1.91	0.53
11:CL:20:VAL:O	11:CL:20:VAL:HG23	2.08	0.53
53:D6:154:THR:HG23	53:D6:155:LYS:N	2.23	0.53
23:DB:1878:G:H2'	23:DB:1879:C:H6	1.73	0.53
23:DB:2391:G:H1'	23:DB:2424:C:H41	1.74	0.53

Continued on next page...

Continued from previous page...

Atom-1	Atom-2	Interatomic distance (Å)	Clash overlap (Å)
23:DB:755:U:H2'	23:DB:756:A:H8	1.74	0.53
25:DC:12:ARG:HA	25:DC:15:VAL:HG23	1.90	0.53
29:DE:124:PHE:HD1	29:DE:125:SER:N	2.07	0.53
29:DE:176:ASP:OD1	29:DE:178:VAL:HG12	2.08	0.53
27:DK:3:GLN:HG2	27:DK:4:GLU:N	2.24	0.53
37:DL:19:LEU:O	37:DL:21:ARG:HG2	2.07	0.53
44:DQ:51:GLN:HA	44:DQ:54:ARG:HD2	1.91	0.53
45:DS:6:LYS:HB3	45:DS:104:THR:HG23	1.90	0.53
46:DU:95:PHE:CE1	46:DU:102:ILE:HB	2.33	0.53
35:DV:14:LYS:HE2	35:DV:18:ARG:HH21	1.74	0.53
1:AA:1163:A:H2'	1:AA:1164:G:C8	2.43	0.53
1:AA:142:G:N3	1:AA:196:A:H2	2.07	0.53
1:AA:476:U:H2'	1:AA:477:C:C6	2.44	0.53
20:AB:133:ALA:O	20:AB:137:THR:HG23	2.09	0.53
20:AB:40:ILE:HG21	20:AB:200:PRO:O	2.09	0.53
6:AG:10:LYS:NZ	6:AG:10:LYS:HB2	2.24	0.53
7:AH:47:ASP:CG	7:AH:48:PHE:N	2.62	0.53
8:AI:22:PRO:HA	8:AI:60:LEU:HB2	1.91	0.53
8:AI:50:PRO:HD3	8:AI:79:ARG:HG3	1.90	0.53
18:AS:27:LYS:HG3	18:AS:28:LYS:HD2	1.90	0.53
23:BB:1028:A:N6	23:BB:1125:G:H2'	2.23	0.53
23:BB:2144:G:H5'	23:BB:2145:C:H5''	1.90	0.53
23:BB:2742:G:O2'	23:BB:2743:U:H5'	2.09	0.53
23:BB:2880:C:C1'	42:BN:91:ALA:HB3	2.39	0.53
23:BB:560:C:H2'	23:BB:561:G:O4'	2.09	0.53
23:BB:817:C:H2'	23:BB:818:G:O4'	2.08	0.53
26:BD:125:TRP:CG	26:BD:160:LYS:HB3	2.44	0.53
48:BG:122:ALA:HA	48:BG:132:LEU:HA	1.89	0.53
40:BH:27:ARG:H	40:BH:31:VAL:HG23	1.74	0.53
40:BH:48:GLU:HA	40:BH:51:ARG:NH2	2.23	0.53
27:BK:73:ASP:O	28:BP:74:GLN:HG3	2.09	0.53
49:BR:49:ILE:HD12	49:BR:49:ILE:O	2.09	0.53
50:BT:59:ASN:O	50:BT:84:TYR:HB2	2.09	0.53
51:BZ:33:LEU:HA	51:BZ:51:VAL:O	2.08	0.53
1:CA:1270:G:H2'	1:CA:1271:A:H8	1.74	0.53
1:CA:1320:C:O2'	1:CA:1321:U:H5'	2.09	0.53
1:CA:270:A:H2'	1:CA:271:C:H6	1.74	0.53
1:CA:337:G:H2'	1:CA:338:A:H8	1.73	0.53
1:CA:394:G:O2'	1:CA:395:C:H5'	2.09	0.53
1:CA:818:G:C3'	1:CA:819:A:H5''	2.39	0.53
1:CA:244:U:O4	1:CA:906:A:H1'	2.08	0.53

Continued on next page...

Continued from previous page...

Atom-1	Atom-2	Interatomic distance (Å)	Clash overlap (Å)
1:CA:930:C:H2'	1:CA:931:C:H6	1.74	0.53
2:CC:40:GLN:HG3	2:CC:41:TYR:N	2.23	0.53
3:CD:98:ASP:HB3	3:CD:132:ALA:HB1	1.89	0.53
9:CJ:91:ASP:C	9:CJ:92:LEU:HD13	2.29	0.53
21:CU:31:VAL:HG12	21:CU:31:VAL:O	2.09	0.53
53:D6:167:GLU:O	53:D6:170:ALA:HB3	2.09	0.53
53:D6:55:ILE:HG23	53:D6:56:ALA:N	2.24	0.53
23:DB:1647:U:H3'	23:DB:1647:U:P	2.49	0.53
23:DB:1774:C:H2'	23:DB:1774:C:O2	2.09	0.53
23:DB:2109:U:H2'	23:DB:2180:U:N3	2.22	0.53
23:DB:2150:C:H2'	23:DB:2151:U:C6	2.44	0.53
23:DB:2189:U:C2'	23:DB:2190:G:H5'	2.39	0.53
23:DB:547:A:H2'	23:DB:547:A:N3	2.24	0.53
23:DB:634:C:H2'	23:DB:635:C:C6	2.44	0.53
23:DB:660:C:H2'	23:DB:661:A:H8	1.74	0.53
23:DB:771:G:O2'	23:DB:772:C:H5'	2.08	0.53
23:DB:6:A:H2'	23:DB:7:G:C8	2.44	0.53
23:DB:965:C:O2'	23:DB:966:G:H5'	2.09	0.53
26:DD:15:PHE:HD1	26:DD:15:PHE:H	1.56	0.53
37:DL:99:ASN:O	37:DL:100:ILE:HB	2.09	0.53
51:DZ:41:GLU:O	51:DZ:44:LYS:HD2	2.09	0.53
1:AA:1343:G:H2'	1:AA:1344:C:H6	1.72	0.53
1:AA:229:U:H2'	1:AA:230:G:C8	2.43	0.53
1:AA:82:G:H8	1:AA:82:G:O5'	1.92	0.53
2:AC:70:ALA:HA	2:AC:105:VAL:CG2	2.39	0.53
2:AC:21:TRP:CH2	2:AC:31:ASN:HB3	2.43	0.53
9:AJ:76:ILE:O	9:AJ:76:ILE:HD12	2.09	0.53
11:AL:65:TYR:HB3	11:AL:95:HIS:CD2	2.44	0.53
14:AO:33:THR:HG23	14:AO:63:ARG:NH1	2.24	0.53
19:AT:43:LYS:H	19:AT:43:LYS:HD3	1.74	0.53
33:B1:9:LYS:N	33:B1:9:LYS:HD3	2.21	0.53
36:B2:10:LEU:HD21	36:B2:14:ARG:HH11	1.73	0.53
53:B6:2:THR:HG23	53:B6:5:GLU:OE1	2.09	0.53
53:B6:64:ARG:HD2	53:B6:64:ARG:N	2.23	0.53
53:B6:61:PRO:HD3	53:B6:67:VAL:HG22	1.91	0.53
23:BB:1244:A:H5''	37:BL:8:PRO:CD	2.35	0.53
23:BB:1445:G:H2'	23:BB:1446:C:C6	2.44	0.53
23:BB:1777:U:O2'	23:BB:1778:U:H5'	2.08	0.53
23:BB:2025:C:H2'	23:BB:2026:U:C6	2.44	0.53
23:BB:2595:G:O6	25:BC:238:ASN:ND2	2.42	0.53
23:BB:264:C:O2'	23:BB:265:A:H5''	2.09	0.53

Continued on next page...

Continued from previous page...

Atom-1	Atom-2	Interatomic distance (Å)	Clash overlap (Å)
23:BB:2814:A:H2'	23:BB:2815:C:H6	1.74	0.53
23:BB:41:C:H2'	23:BB:42:A:O4'	2.09	0.53
23:BB:616:A:H3'	23:BB:617:G:C8	2.34	0.53
23:BB:730:A:O2'	23:BB:731:C:H5'	2.08	0.53
25:BC:86:ARG:HB3	25:BC:86:ARG:CZ	2.38	0.53
47:BF:37:MET:SD	47:BF:52:ALA:HB1	2.48	0.53
48:BG:123:GLU:HG2	48:BG:124:CYS:H	1.73	0.53
40:BH:47:PHE:HA	40:BH:50:ARG:HH21	1.73	0.53
40:BH:90:LEU:HD21	40:BH:146:VAL:CG2	2.34	0.53
27:BK:109:SER:HB2	27:BK:111:LYS:HE2	1.91	0.53
23:BB:962:G:N2	38:BM:82:MET:HE2	2.24	0.53
28:BP:20:ARG:HD3	28:BP:112:ARG:NH2	2.24	0.53
49:BR:58:VAL:HG22	49:BR:59:ILE:N	2.23	0.53
45:BS:20:VAL:HG23	45:BS:23:LEU:HD12	1.90	0.53
35:BV:53:LYS:NZ	35:BV:54:ALA:HB3	2.24	0.53
22:BA:11:C:OP1	52:BW:71:LYS:HG2	2.09	0.53
1:CA:212:G:H2'	1:CA:213:G:H8	1.74	0.53
1:CA:770:C:O2'	1:CA:771:G:H5'	2.08	0.53
1:CA:96:U:H2'	1:CA:97:G:C8	2.43	0.53
20:CB:159:ALA:HB1	20:CB:183:PHE:HE1	1.74	0.53
20:CB:64:GLY:O	20:CB:66:ILE:HG12	2.08	0.53
2:CC:133:MET:O	2:CC:137:VAL:HG23	2.08	0.53
4:CE:25:LYS:HG3	4:CE:26:GLY:N	2.24	0.53
8:CI:49:GLN:N	8:CI:50:PRO:HD2	2.24	0.53
8:CI:50:PRO:O	8:CI:54:VAL:HG22	2.08	0.53
23:DB:1351:C:H2'	23:DB:1352:U:O4'	2.09	0.53
23:DB:1381:G:H1'	23:DB:1571:A:N1	2.24	0.53
23:DB:2267:A:N6	23:DB:2272:U:C4	2.76	0.53
23:DB:2590:A:H2'	23:DB:2591:C:H6	1.73	0.53
23:DB:393:C:O2'	23:DB:394:C:H5'	2.08	0.53
23:DB:466:A:N3	23:DB:683:U:H1'	2.24	0.53
23:DB:2530:A:H5'	48:DG:174:LYS:HD2	1.90	0.53
40:DH:9:VAL:HG12	40:DH:12:LEU:HG	1.90	0.53
24:DI:76:ALA:HA	24:DI:135:MET:SD	2.48	0.53
24:DI:52:LEU:HD22	24:DI:81:LYS:HD3	1.91	0.53
37:DL:19:LEU:HD23	37:DL:31:GLY:HA3	1.90	0.53
35:DV:77:VAL:HG11	38:DM:136:MET:O	2.09	0.53
28:DP:19:PHE:CE2	28:DP:25:VAL:HG11	2.44	0.53
49:DR:6:GLN:HE21	49:DR:7:SER:C	2.11	0.53
50:DT:7:LEU:HA	50:DT:9:LYS:HE3	1.89	0.53
1:AA:366:A:H2	1:AA:394:G:H1	1.57	0.53

Continued on next page...

Continued from previous page...

Atom-1	Atom-2	Interatomic distance (Å)	Clash overlap (Å)
2:AC:71:ARG:O	2:AC:75:VAL:HG23	2.09	0.53
3:AD:147:LYS:HD3	3:AD:148:ALA:N	2.24	0.53
5:AF:45:ARG:HG2	5:AF:46:GLN:N	2.24	0.53
7:AH:40:LYS:HD2	7:AH:47:ASP:HA	1.90	0.53
1:AA:1343:G:H1'	8:AI:122:ARG:NH1	2.23	0.53
8:AI:56:MET:HA	8:AI:59:LYS:HB2	1.91	0.53
16:AQ:60:ILE:HG12	16:AQ:72:TRP:HE3	1.73	0.53
34:B3:50:SER:C	34:B3:52:GLY:H	2.12	0.53
53:B6:43:VAL:N	53:B6:50:VAL:O	2.37	0.53
53:B6:56:ALA:HB2	53:B6:79:ILE:CD1	2.38	0.53
23:BB:1046:A:C4'	23:BB:1047:G:H5''	2.39	0.53
23:BB:1083:U:H2'	23:BB:1085:A:OP2	2.09	0.53
23:BB:1346:G:O2'	23:BB:1347:A:H5'	2.09	0.53
23:BB:1479:G:O2'	23:BB:1480:C:H5'	2.08	0.53
23:BB:1640:A:H2'	23:BB:1641:A:C8	2.44	0.53
23:BB:2248:C:H2'	23:BB:2249:U:O4'	2.09	0.53
23:BB:2332:C:H1'	23:BB:2336:A:N7	2.23	0.53
23:BB:2539:C:O2'	23:BB:2540:C:H5'	2.09	0.53
23:BB:2543:G:H2'	23:BB:2544:G:O4'	2.08	0.53
23:BB:2671:G:H2'	23:BB:2672:U:C6	2.43	0.53
23:BB:63:A:H8	23:BB:63:A:OP2	1.92	0.53
25:BC:128:THR:HA	25:BC:190:THR:CA	2.38	0.53
48:BG:94:ARG:NH2	48:BG:104:LEU:HA	2.24	0.53
27:BK:71:ARG:HE	27:BK:71:ARG:HA	1.73	0.53
38:BM:127:LYS:H	38:BM:127:LYS:CD	2.19	0.53
42:BN:97:ILE:HD12	42:BN:98:LEU:N	2.24	0.53
49:BR:39:LEU:HA	49:BR:53:PHE:HA	1.91	0.53
50:BT:13:ALA:O	50:BT:32:LEU:HB2	2.08	0.53
30:BY:23:LEU:HD13	30:BY:28:LEU:HB2	1.91	0.53
1:CA:1398:A:H8	1:CA:1398:A:H5'	1.74	0.53
1:CA:764:C:N4	1:CA:812:G:H1	2.07	0.53
3:CD:26:ALA:HA	3:CD:30:LYS:HE3	1.91	0.53
1:CA:1374:A:H4'	6:CG:27:ASN:OD1	2.10	0.53
1:CA:1342:C:H5'	8:CI:127:SER:HA	1.91	0.53
8:CI:21:LYS:CG	8:CI:22:PRO:HD2	2.37	0.53
8:CI:37:TYR:HE2	8:CI:74:GLN:HG2	1.73	0.53
16:CQ:22:VAL:HG12	16:CQ:23:ALA:N	2.24	0.53
31:D0:47:TYR:CZ	31:D0:52:LYS:HG3	2.44	0.53
53:D6:84:ARG:HB2	53:D6:84:ARG:CZ	2.39	0.53
22:DA:54:G:H21	47:DF:25:MET:HE3	1.74	0.53
23:DB:252:G:O2'	23:DB:253:C:H5'	2.09	0.53

Continued on next page...

Continued from previous page...

Atom-1	Atom-2	Interatomic distance (Å)	Clash overlap (Å)
23:DB:361:G:O2'	23:DB:362:A:H5'	2.09	0.53
23:DB:483:A:H2'	23:DB:484:C:O4'	2.09	0.53
23:DB:679:C:H2'	23:DB:680:C:H6	1.74	0.53
23:DB:6:A:O2'	23:DB:7:G:H5'	2.09	0.53
26:DD:125:TRP:CG	26:DD:160:LYS:HB3	2.44	0.53
47:DF:121:PHE:HB3	47:DF:127:TYR:CE1	2.44	0.53
47:DF:90:LEU:C	47:DF:91:ARG:HD3	2.28	0.53
48:DG:33:THR:HA	48:DG:34:ARG:NH1	2.24	0.53
48:DG:59:ASP:O	48:DG:63:GLN:HB2	2.09	0.53
23:DB:1099:G:C8	24:DI:3:LYS:CB	2.92	0.53
37:DL:82:LEU:O	37:DL:85:VAL:HG12	2.09	0.53
43:DO:111:ARG:HB2	43:DO:117:PHE:CZ	2.44	0.53
35:DV:4:ILE:CD1	35:DV:61:LEU:HB3	2.39	0.53
1:AA:1017:U:H2'	1:AA:1018:G:C8	2.44	0.52
1:AA:1060:U:H5''	9:AJ:53:ILE:HG12	1.90	0.52
1:AA:696:A:H2'	1:AA:697:U:C6	2.44	0.52
2:AC:126:ARG:HH22	2:AC:190:THR:CG2	2.21	0.52
2:AC:39:ARG:NH1	2:AC:56:ILE:HD12	2.23	0.52
3:AD:197:HIS:O	3:AD:201:GLU:HG3	2.09	0.52
4:AE:82:HIS:HB2	4:AE:83:PRO:HD2	1.91	0.52
6:AG:50:ALA:CB	6:AG:57:GLU:HG3	2.39	0.52
8:AI:51:LEU:HB3	8:AI:56:MET:CG	2.30	0.52
10:AK:34:THR:HA	10:AK:41:LEU:HG	1.91	0.52
10:AK:95:THR:HG23	10:AK:96:ILE:H	1.73	0.52
1:AA:1049:U:H2'	13:AN:2:LYS:HD3	1.91	0.52
18:AS:54:ARG:HB3	18:AS:55:GLN:HE21	1.74	0.52
18:AS:80:ARG:HE	18:AS:80:ARG:HA	1.74	0.52
19:AT:79:THR:HA	19:AT:82:ILE:CG1	2.39	0.52
23:BB:83:A:N1	23:BB:101:A:H5'	2.24	0.52
23:BB:1117:C:H2'	23:BB:1118:C:C6	2.44	0.52
23:BB:1145:C:O2'	23:BB:1146:C:H5'	2.09	0.52
23:BB:1341:G:H3'	23:BB:1397:U:O2	2.09	0.52
23:BB:138:U:H2'	23:BB:140:C:C4'	2.39	0.52
23:BB:1516:G:O2'	23:BB:1517:G:H5'	2.09	0.52
23:BB:1720:U:O2'	23:BB:1721:G:H5'	2.09	0.52
23:BB:1936:A:OP1	23:BB:1937:A:H5'	2.08	0.52
23:BB:1945:G:H2'	23:BB:1946:U:C6	2.44	0.52
23:BB:2830:C:H1'	23:BB:2836:U:O4'	2.08	0.52
23:BB:2841:C:H2'	23:BB:2842:G:H8	1.74	0.52
23:BB:2867:G:N3	23:BB:2867:G:C2'	2.71	0.52
23:BB:2896:C:H2'	23:BB:2897:U:C6	2.44	0.52

Continued on next page...

Continued from previous page...

Atom-1	Atom-2	Interatomic distance (Å)	Clash overlap (Å)
23:BB:738:G:H2'	23:BB:739:A:C8	2.44	0.52
47:BF:78:ILE:C	47:BF:79:ARG:HG3	2.28	0.52
48:BG:155:PRO:HA	48:BG:170:THR:HA	1.90	0.52
40:BH:81:ALA:HA	40:BH:146:VAL:HA	1.91	0.52
40:BH:73:ASN:ND2	40:BH:73:ASN:N	2.56	0.52
24:BI:23:VAL:HG23	24:BI:24:GLY:H	1.74	0.52
27:BK:19:VAL:HB	27:BK:41:ILE:HD11	1.92	0.52
42:BN:78:LYS:HG3	42:BN:83:LEU:HG	1.90	0.52
45:BS:31:GLN:C	45:BS:33:LEU:H	2.13	0.52
35:BV:9:ARG:HA	35:BV:41:GLU:OE2	2.09	0.52
52:BW:35:ILE:HG13	52:BW:57:THR:OG1	2.08	0.52
52:BW:77:LYS:O	52:BW:78:PHE:HB2	2.08	0.52
1:CA:1310:G:H2'	1:CA:1311:A:O4'	2.09	0.52
1:CA:1356:G:O2'	1:CA:1357:A:H5'	2.09	0.52
1:CA:74:A:H2'	1:CA:75:G:H8	1.74	0.52
20:CB:22:TRP:CZ3	20:CB:24:PRO:HA	2.43	0.52
1:CA:409:U:OP1	3:CD:23:GLY:HA3	2.09	0.52
3:CD:90:LEU:H	3:CD:90:LEU:HD22	1.74	0.52
9:CJ:66:GLU:HB3	13:CN:98:ALA:HB2	1.90	0.52
11:CL:98:ARG:HB2	11:CL:116:TYR:HA	1.90	0.52
1:CA:264:C:H4'	16:CQ:64:ARG:HD2	1.90	0.52
23:DB:2284:A:OP2	33:D1:5:ARG:HG3	2.09	0.52
23:DB:1204:A:H1'	23:DB:1206:G:N7	2.24	0.52
23:DB:1401:G:H2'	23:DB:1402:U:C6	2.44	0.52
23:DB:1475:G:H4'	23:DB:1476:U:O5'	2.08	0.52
23:DB:2064:C:H2'	23:DB:2065:C:H6	1.74	0.52
23:DB:2266:A:C4	23:DB:2272:U:H5	2.26	0.52
23:DB:2461:A:H2'	23:DB:2462:C:H6	1.73	0.52
23:DB:2698:U:H2'	23:DB:2699:C:C6	2.44	0.52
29:DE:18:THR:HG22	29:DE:106:LYS:HZ1	1.74	0.52
47:DF:7:TYR:OH	47:DF:29:ARG:HG3	2.09	0.52
48:DG:17:LYS:O	48:DG:23:ILE:HG23	2.10	0.52
48:DG:34:ARG:HH11	48:DG:34:ARG:N	1.96	0.52
48:DG:25:ILE:HD13	48:DG:74:MET:HE2	1.90	0.52
44:DQ:90:ASP:O	44:DQ:94:LEU:HB2	2.08	0.52
49:DR:49:ILE:HG21	49:DR:54:VAL:CA	2.39	0.52
45:DS:28:LYS:HD3	45:DS:69:LEU:O	2.09	0.52
35:DV:79:ARG:NH1	38:DM:134:THR:HG21	2.24	0.52
1:AA:1404:C:H2'	1:AA:1405:G:H8	1.73	0.52
1:AA:140:U:H2'	1:AA:141:G:H8	1.74	0.52
1:AA:343:U:O2'	1:AA:344:A:H2'	2.08	0.52

Continued on next page...

Continued from previous page...

Atom-1	Atom-2	Interatomic distance (Å)	Clash overlap (Å)
1:AA:501:C:H2'	1:AA:502:A:C8	2.44	0.52
4:AE:25:LYS:HG3	4:AE:26:GLY:N	2.24	0.52
1:AA:1367:C:H5''	8:AI:115:VAL:HG23	1.91	0.52
8:AI:93:LEU:HD13	8:AI:97:LEU:HD11	1.91	0.52
11:AL:80:LEU:HB3	11:AL:97:VAL:CG2	2.39	0.52
33:B1:36:LYS:HG2	33:B1:47:ILE:HG13	1.91	0.52
23:BB:242:G:H5''	34:B3:63:TYR:CE2	2.44	0.52
22:BA:116:G:H4'	43:BO:54:VAL:HG22	1.91	0.52
22:BA:94:A:H2'	22:BA:95:U:O4'	2.09	0.52
23:BB:1475:G:H4'	23:BB:1476:U:O5'	2.09	0.52
23:BB:1654:A:H61	23:BB:2049:G:P	2.32	0.52
23:BB:1841:U:H2'	23:BB:1842:G:C8	2.43	0.52
23:BB:1930:G:H2'	23:BB:1968:G:C6	2.44	0.52
23:BB:1965:C:H5''	23:BB:1966:A:H2'	1.91	0.52
23:BB:2385:C:H2'	23:BB:2386:A:H8	1.74	0.52
23:BB:2794:C:H2'	23:BB:2795:C:C6	2.45	0.52
23:BB:401:A:H2'	23:BB:402:A:C8	2.43	0.52
23:BB:675:A:H4'	29:BE:62:GLN:HE22	1.75	0.52
25:BC:132:ARG:HD3	25:BC:166:ARG:NH1	2.22	0.52
23:BB:2060:A:C3'	29:BE:63:LYS:HZ1	2.23	0.52
47:BF:32:LYS:H	47:BF:95:MET:HE1	1.74	0.52
24:BI:23:VAL:HG23	24:BI:24:GLY:N	2.24	0.52
27:BK:3:GLN:HG2	27:BK:4:GLU:N	2.23	0.52
37:BL:79:LEU:HB2	37:BL:113:ALA:HB3	1.91	0.52
37:BL:81:ASP:HA	37:BL:84:LYS:HE3	1.89	0.52
38:BM:40:ARG:HB2	38:BM:93:VAL:CG2	2.39	0.52
45:BS:25:ARG:HE	45:BS:74:ILE:HG23	1.74	0.52
46:BU:54:PRO:HG2	46:BU:55:GLY:H	1.73	0.52
35:BV:2:PHE:O	35:BV:4:ILE:HG13	2.09	0.52
1:CA:1458:G:H5'	19:CT:26:MET:HB2	1.91	0.52
1:CA:142:G:N3	1:CA:196:A:H2	2.07	0.52
1:CA:229:U:H2'	1:CA:230:G:C8	2.45	0.52
1:CA:327:A:O2'	1:CA:328:C:O4'	2.25	0.52
1:CA:90:C:H2'	1:CA:91:U:C6	2.44	0.52
20:CB:95:TRP:CZ2	20:CB:100:LEU:HD13	2.44	0.52
20:CB:162:VAL:CG1	20:CB:184:ALA:HB2	2.39	0.52
20:CB:46:VAL:HA	20:CB:49:PHE:CD2	2.44	0.52
2:CC:13:ILE:O	2:CC:15:LYS:N	2.42	0.52
4:CE:19:ARG:O	4:CE:20:VAL:HB	2.08	0.52
6:CG:136:LYS:O	6:CG:140:VAL:HG23	2.10	0.52
10:CK:43:TRP:HA	10:CK:69:CYS:SG	2.49	0.52

Continued on next page...

Continued from previous page...

Atom-1	Atom-2	Interatomic distance (Å)	Clash overlap (Å)
16:CQ:45:VAL:HG12	16:CQ:46:HIS:H	1.74	0.52
22:DA:106:G:H2'	22:DA:107:G:C8	2.43	0.52
22:DA:74:U:H2'	22:DA:75:G:C8	2.44	0.52
23:DB:1464:G:H2'	23:DB:1465:G:H8	1.72	0.52
23:DB:1779:U:C5	23:DB:1784:A:N7	2.78	0.52
23:DB:1930:G:H22	23:DB:1969:A:P	2.32	0.52
23:DB:1930:G:H2'	23:DB:1968:G:O6	2.08	0.52
23:DB:231:A:H3'	23:DB:232:G:H8	1.75	0.52
23:DB:2472:G:C2'	23:DB:2475:C:H42	2.22	0.52
23:DB:2667:C:H2'	23:DB:2668:G:O4'	2.09	0.52
23:DB:2852:G:O2'	23:DB:2853:C:H5'	2.10	0.52
23:DB:431:U:O2'	23:DB:432:A:H5'	2.09	0.52
23:DB:899:A:H2'	23:DB:900:A:O4'	2.09	0.52
23:DB:93:G:H2'	23:DB:94:A:O4'	2.09	0.52
25:DC:15:VAL:HG22	25:DC:205:GLY:HA3	1.91	0.52
29:DE:155:GLU:O	29:DE:159:LEU:HB2	2.08	0.52
23:DB:2309:A:H61	47:DF:75:GLY:HA3	1.75	0.52
41:DJ:24:THR:O	41:DJ:25:LEU:HB3	2.09	0.52
42:DN:62:ASN:O	42:DN:66:ALA:HB2	2.08	0.52
43:DO:7:ARG:HA	43:DO:10:ARG:NE	2.23	0.52
45:DS:55:ILE:O	45:DS:58:ALA:HB3	2.09	0.52
1:AA:81:A:H2'	1:AA:83:C:C5	2.44	0.52
20:AB:139:GLU:HG2	20:AB:143:LEU:CD1	2.39	0.52
9:AJ:52:LEU:HG	9:AJ:62:ARG:NE	2.24	0.52
12:AM:78:ARG:HH22	18:AS:64:GLU:HB2	1.73	0.52
14:AO:21:ASP:C	14:AO:23:GLY:H	2.12	0.52
11:AL:3:VAL:CG1	16:AQ:33:TYR:HB3	2.39	0.52
16:AQ:59:GLU:O	16:AQ:75:VAL:HG22	2.08	0.52
23:BB:1443:U:H2'	23:BB:1444:G:C8	2.45	0.52
23:BB:1657:U:C2'	23:BB:1658:C:H5'	2.40	0.52
23:BB:2730:C:H2'	23:BB:2731:G:C8	2.45	0.52
23:BB:2757:A:H2	48:BG:63:GLN:HE22	1.56	0.52
23:BB:765:C:O2'	23:BB:766:U:H5'	2.10	0.52
25:BC:185:ALA:C	25:BC:187:CYS:H	2.12	0.52
48:BG:3:VAL:O	48:BG:68:ARG:HG3	2.09	0.52
40:BH:112:LYS:C	40:BH:114:GLU:H	2.13	0.52
41:BJ:58:ASN:CA	41:BJ:127:GLY:HA2	2.35	0.52
27:BK:105:ARG:HB3	27:BK:122:VAL:HG12	1.91	0.52
29:BE:108:ILE:HG12	37:BL:2:ARG:NH2	2.24	0.52
37:BL:92:LEU:CD2	37:BL:124:GLY:HA3	2.39	0.52
42:BN:2:ARG:HA	42:BN:5:LYS:HD3	1.91	0.52

Continued on next page...

Continued from previous page...

Atom-1	Atom-2	Interatomic distance (Å)	Clash overlap (Å)
43:BO:47:VAL:O	43:BO:48:LEU:HD23	2.09	0.52
44:BQ:63:ARG:HH12	44:BQ:96:ASP:HA	1.75	0.52
30:BY:7:THR:HG23	30:BY:34:THR:OG1	2.09	0.52
1:CA:1351:U:O2'	1:CA:1352:C:H5'	2.09	0.52
1:CA:208:U:H2'	1:CA:210:C:C4	2.44	0.52
1:CA:299:G:H2'	1:CA:300:A:C8	2.44	0.52
1:CA:342:C:O2'	1:CA:343:U:H5'	2.09	0.52
1:CA:621:A:H2'	1:CA:622:A:C8	2.45	0.52
1:CA:98:A:H2'	1:CA:99:C:C6	2.44	0.52
20:CB:212:TYR:HA	20:CB:215:ALA:HB3	1.91	0.52
1:CA:1308:U:H3'	12:CM:97:ARG:NH1	2.24	0.52
17:CR:61:ALA:HB3	17:CR:67:LEU:HD12	1.89	0.52
23:DB:1033:U:C5	32:D4:15:LYS:HE3	2.45	0.52
53:D6:80:GLU:HB2	53:D6:99:LEU:CD1	2.40	0.52
22:DA:32:U:H1'	22:DA:52:A:N7	2.23	0.52
23:DB:101:A:O4'	23:DB:101:A:OP1	2.26	0.52
23:DB:1513:U:O2'	23:DB:1514:G:H5'	2.09	0.52
23:DB:2250:G:H8	23:DB:2250:G:O5'	1.93	0.52
23:DB:2368:C:H2'	23:DB:2369:A:H8	1.73	0.52
23:DB:2679:A:H2'	23:DB:2680:U:C6	2.45	0.52
23:DB:338:G:N2	23:DB:339:U:H1'	2.23	0.52
23:DB:738:G:H1'	23:DB:759:G:N2	2.24	0.52
23:DB:856:G:C1'	52:DW:23:LYS:HB3	2.36	0.52
23:DB:876:C:H2'	23:DB:877:A:O4'	2.09	0.52
25:DC:28:PRO:HB3	25:DC:81:GLU:OE1	2.09	0.52
29:DE:200:LEU:O	29:DE:201:ALA:HB3	2.09	0.52
29:DE:31:VAL:HG21	29:DE:104:ALA:HB2	1.91	0.52
40:DH:119:ASN:HD21	40:DH:121:VAL:HG13	1.74	0.52
24:DI:126:ARG:HB3	24:DI:126:ARG:NH1	2.24	0.52
24:DI:1:ALA:CB	24:DI:2:LYS:HD2	2.39	0.52
38:DM:41:LEU:HD13	38:DM:46:ILE:HG22	1.91	0.52
38:DM:65:ILE:HG23	38:DM:103:TYR:CE2	2.45	0.52
42:DN:83:LEU:HA	42:DN:86:ARG:CG	2.36	0.52
43:DO:106:LEU:CA	43:DO:109:ALA:HB3	2.39	0.52
28:DP:75:THR:CG2	28:DP:76:HIS:H	2.17	0.52
50:DT:40:LYS:HE2	50:DT:58:VAL:O	2.09	0.52
50:DT:47:VAL:HG13	50:DT:51:PHE:CD1	2.44	0.52
51:DZ:33:LEU:HA	51:DZ:51:VAL:O	2.10	0.52
1:AA:1226:C:H5''	12:AM:101:THR:CB	2.40	0.52
1:AA:1480:A:O2'	1:AA:1481:U:H5'	2.10	0.52
1:AA:499:A:H4'	1:AA:500:G:OP1	2.09	0.52

Continued on next page...

Continued from previous page...

Atom-1	Atom-2	Interatomic distance (Å)	Clash overlap (Å)
1:AA:707:U:H2'	1:AA:708:C:C6	2.45	0.52
1:AA:709:U:H2'	1:AA:710:G:C8	2.43	0.52
20:AB:65:LYS:HB2	20:AB:158:ASP:OD2	2.09	0.52
3:AD:34:GLU:O	3:AD:34:GLU:HG3	2.09	0.52
11:AL:49:ARG:HD2	11:AL:49:ARG:H	1.75	0.52
13:AN:9:GLU:OE2	13:AN:60:ARG:HG2	2.10	0.52
19:AT:60:GLN:HB3	19:AT:65:LEU:HD23	1.91	0.52
21:AU:36:PHE:O	21:AU:39:LYS:HG3	2.08	0.52
23:BB:1441:G:H2'	23:BB:1442:U:C6	2.45	0.52
23:BB:1827:U:O2'	23:BB:1828:G:H5'	2.09	0.52
23:BB:1831:G:O2'	23:BB:1832:C:H5'	2.08	0.52
23:BB:2243:U:H2'	23:BB:2244:U:H6	1.71	0.52
23:BB:2286:G:C8	23:BB:2286:G:H5'	2.44	0.52
23:BB:279:A:N1	23:BB:362:A:H4'	2.25	0.52
26:BD:101:PHE:O	26:BD:180:VAL:HG11	2.09	0.52
29:BE:176:ASP:OD1	29:BE:178:VAL:HG12	2.09	0.52
47:BF:125:GLY:HA2	47:BF:162:ASP:CA	2.36	0.52
23:BB:2757:A:H2	48:BG:63:GLN:NE2	2.07	0.52
41:BJ:72:LYS:CB	41:BJ:89:PHE:H	2.22	0.52
27:BK:118:LEU:C	27:BK:120:PRO:HD2	2.30	0.52
37:BL:82:LEU:O	37:BL:85:VAL:HG12	2.09	0.52
44:BQ:26:ALA:O	44:BQ:30:VAL:HG12	2.09	0.52
1:CA:1512:U:H2'	1:CA:1513:A:C8	2.44	0.52
1:CA:473:U:H2'	1:CA:474:G:C8	2.44	0.52
1:CA:818:G:C2'	1:CA:819:A:H5''	2.39	0.52
1:CA:98:A:H2'	1:CA:99:C:H6	1.75	0.52
20:CB:40:ILE:HG21	20:CB:200:PRO:O	2.09	0.52
2:CC:13:ILE:HD13	2:CC:13:ILE:N	2.24	0.52
2:CC:21:TRP:CH2	2:CC:31:ASN:HB3	2.44	0.52
4:CE:131:ASN:O	4:CE:135:VAL:HG23	2.10	0.52
5:CF:3:HIS:CD2	5:CF:3:HIS:N	2.77	0.52
21:CU:11:PHE:O	21:CU:13:VAL:N	2.42	0.52
36:D2:16:HIS:HB3	36:D2:21:ARG:NH1	2.24	0.52
53:D6:102:ASN:O	53:D6:104:PRO:HD3	2.09	0.52
23:DB:1228:G:O2'	23:DB:1229:C:H5'	2.10	0.52
23:DB:1548:A:H2'	23:DB:1549:A:H8	1.70	0.52
23:DB:1640:A:H5'	23:DB:1640:A:H8	1.74	0.52
23:DB:1843:C:O2'	23:DB:1844:C:H5'	2.10	0.52
23:DB:2360:G:P	34:D3:50:SER:HB3	2.49	0.52
23:DB:2594:C:O2'	23:DB:2595:G:H5'	2.10	0.52
23:DB:2880:C:C1'	42:DN:91:ALA:HB3	2.39	0.52

Continued on next page...

Continued from previous page...

Atom-1	Atom-2	Interatomic distance (Å)	Clash overlap (Å)
23:DB:289:G:H2'	23:DB:290:U:H6	1.71	0.52
23:DB:995:C:O4'	44:DQ:56:PHE:HD1	1.93	0.52
47:DF:137:PHE:O	47:DF:139:GLU:N	2.43	0.52
24:DI:102:ARG:HG3	24:DI:141:ASP:HB2	1.92	0.52
41:DJ:36:LEU:O	41:DJ:51:GLY:HA3	2.10	0.52
37:DL:135:ILE:HG23	37:DL:136:GLU:N	2.24	0.52
43:DO:83:LEU:HD12	43:DO:87:ILE:O	2.09	0.52
28:DP:4:ILE:C	28:DP:6:GLN:N	2.61	0.52
27:DK:73:ASP:O	28:DP:74:GLN:HG3	2.09	0.52
49:DR:40:MET:HG3	49:DR:48:LYS:HA	1.92	0.52
35:DV:44:HIS:NE2	35:DV:85:LYS:HB2	2.25	0.52
39:DX:29:ARG:HH21	39:DX:29:ARG:CB	2.22	0.52
30:DY:28:LEU:HA	30:DY:33:HIS:HD2	1.74	0.52
51:DZ:32:ASN:C	51:DZ:33:LEU:HD12	2.30	0.52
1:AA:1499:A:O2'	1:AA:1500:A:H5'	2.09	0.52
1:AA:229:U:H2'	1:AA:230:G:H8	1.73	0.52
1:AA:236:A:H2'	1:AA:237:G:H8	1.73	0.52
20:AB:23:ASN:HD22	20:AB:24:PRO:HD2	1.74	0.52
7:AH:55:LYS:HA	7:AH:55:LYS:HE3	1.90	0.52
7:AH:77:VAL:HG21	7:AH:127:TYR:CE1	2.45	0.52
9:AJ:37:ARG:NE	9:AJ:37:ARG:HA	2.25	0.52
11:AL:20:VAL:HG23	11:AL:20:VAL:O	2.09	0.52
12:AM:28:ARG:NH1	12:AM:32:ILE:HD12	2.24	0.52
16:AQ:10:ARG:NH2	16:AQ:55:GLY:HA2	2.25	0.52
33:B1:39:ASP:OD1	33:B1:42:VAL:HG23	2.10	0.52
33:B1:6:GLU:HB2	33:B1:52:LYS:HZ3	1.73	0.52
33:B1:7:LYS:HA	33:B1:23:THR:HG22	1.91	0.52
34:B3:32:LEU:HA	34:B3:35:LYS:HD2	1.92	0.52
53:B6:58:VAL:HA	53:B6:67:VAL:O	2.09	0.52
23:BB:110:G:O2'	23:BB:111:A:H5'	2.10	0.52
23:BB:1210:G:H5'	23:BB:1212:G:O4'	2.10	0.52
23:BB:1563:U:H2'	23:BB:1564:C:C6	2.44	0.52
23:BB:1266:G:H22	23:BB:2012:G:H2'	1.73	0.52
23:BB:2594:C:O2'	23:BB:2595:G:H5'	2.09	0.52
23:BB:483:A:H2'	23:BB:484:C:O4'	2.09	0.52
23:BB:6:A:H2'	23:BB:7:G:H8	1.75	0.52
23:BB:755:U:H2'	23:BB:756:A:C8	2.44	0.52
25:BC:245:THR:C	25:BC:247:TRP:H	2.13	0.52
26:BD:122:VAL:H	26:BD:127:PHE:HB2	1.74	0.52
26:BD:9:VAL:O	28:BP:4:ILE:HD11	2.10	0.52
29:BE:49:ARG:O	29:BE:74:LYS:HD3	2.09	0.52

Continued on next page...

Continued from previous page...

Atom-1	Atom-2	Interatomic distance (Å)	Clash overlap (Å)
48:BG:94:ARG:HE	48:BG:94:ARG:C	2.13	0.52
40:BH:41:LYS:C	40:BH:43:ASN:H	2.11	0.52
42:BN:106:ASP:OD1	42:BN:108:ALA:HB3	2.10	0.52
43:BO:69:ASP:O	43:BO:72:ALA:HB3	2.09	0.52
50:BT:14:PRO:HA	50:BT:32:LEU:HB3	1.92	0.52
50:BT:40:LYS:HE2	50:BT:58:VAL:O	2.09	0.52
1:CA:1269:A:H2	1:CA:1312:G:N3	2.07	0.52
1:CA:16:A:O2'	4:CE:20:VAL:HG13	2.10	0.52
1:CA:991:U:H2'	1:CA:1212:U:O2	2.09	0.52
20:CB:23:ASN:HD22	20:CB:24:PRO:HD2	1.74	0.52
3:CD:187:ARG:NH1	3:CD:191:SER:HA	2.25	0.52
3:CD:55:ARG:HG3	3:CD:55:ARG:HH11	1.75	0.52
5:CF:61:LEU:HD12	5:CF:63:ASN:OD1	2.10	0.52
5:CF:81:ASN:O	5:CF:83:ALA:N	2.43	0.52
1:CA:1240:U:O4	6:CG:29:LEU:HG	2.09	0.52
6:CG:50:ALA:CB	6:CG:57:GLU:HG3	2.39	0.52
1:CA:972:C:P	9:CJ:59:LYS:HD3	2.50	0.52
18:CS:50:VAL:O	18:CS:57:VAL:HG22	2.09	0.52
18:CS:68:HIS:HB3	18:CS:72:GLU:CD	2.30	0.52
19:CT:38:ILE:HD11	19:CT:82:ILE:CG2	2.36	0.52
23:DB:1941:C:O2	53:D6:133:ARG:NH2	2.42	0.52
23:DB:1031:G:N3	32:D4:38:GLY:O	2.43	0.52
23:DB:1100:C:H2'	23:DB:1101:U:C6	2.45	0.52
23:DB:1947:C:H2'	23:DB:1948:G:C8	2.44	0.52
23:DB:2487:G:H2'	23:DB:2488:G:C8	2.44	0.52
23:DB:925:A:O2'	23:DB:926:G:H5'	2.09	0.52
26:DD:101:PHE:O	26:DD:102:ALA:HB2	2.10	0.52
26:DD:186:LEU:HD21	28:DP:3:ILE:HD11	1.91	0.52
47:DF:102:LEU:O	47:DF:102:LEU:HD13	2.10	0.52
48:DG:3:VAL:O	48:DG:68:ARG:HG3	2.10	0.52
24:DI:100:ILE:O	24:DI:139:VAL:HA	2.09	0.52
38:DM:31:PHE:HD1	38:DM:105:MET:HB3	1.75	0.52
42:DN:62:ASN:HD22	42:DN:62:ASN:N	2.07	0.52
39:DX:39:GLN:HB2	39:DX:42:LEU:HD22	1.90	0.52
1:AA:109:A:H4'	1:AA:110:C:OP2	2.09	0.52
1:AA:113:G:H2'	1:AA:114:U:C6	2.45	0.52
1:AA:1310:G:H2'	1:AA:1311:A:O4'	2.09	0.52
1:AA:160:A:H2'	1:AA:161:A:O4'	2.08	0.52
1:AA:367:U:OP1	1:AA:395:C:H1'	2.10	0.52
1:AA:453:G:H2'	1:AA:454:G:C8	2.44	0.52
1:AA:720:C:H5''	17:AR:40:PRO:HA	1.92	0.52

Continued on next page...

Continued from previous page...

Atom-1	Atom-2	Interatomic distance (Å)	Clash overlap (Å)
1:AA:770:C:O2'	1:AA:771:G:H5'	2.09	0.52
1:AA:807:A:H2'	1:AA:808:C:C6	2.44	0.52
20:AB:102:ASN:O	20:AB:106:VAL:HG23	2.10	0.52
20:AB:16:GLY:HA2	20:AB:40:ILE:CG1	2.39	0.52
4:AE:131:ASN:O	4:AE:135:VAL:HG23	2.09	0.52
4:AE:19:ARG:O	4:AE:20:VAL:HB	2.09	0.52
5:AF:79:ARG:NH2	5:AF:87:SER:HB3	2.25	0.52
11:AL:113:ARG:NH2	11:AL:120:ARG:HA	2.24	0.52
12:AM:2:ARG:N	12:AM:2:ARG:HD3	2.24	0.52
13:AN:24:ALA:O	13:AN:27:LYS:HD2	2.09	0.52
17:AR:63:TYR:N	17:AR:63:TYR:CD2	2.77	0.52
32:B4:17:VAL:HG11	32:B4:19:ARG:HE	1.74	0.52
53:B6:73:GLN:HG3	53:B6:74:ASN:N	2.25	0.52
22:BA:20:G:H2'	22:BA:21:G:H8	1.75	0.52
23:BB:1201:U:H2'	23:BB:1202:G:H8	1.73	0.52
23:BB:1316:U:H2'	23:BB:1317:G:H8	1.74	0.52
23:BB:1429:G:H2'	23:BB:1430:G:C8	2.44	0.52
23:BB:2259:U:H2'	23:BB:2260:C:C6	2.45	0.52
23:BB:2364:C:O2'	23:BB:2365:G:H5'	2.10	0.52
23:BB:2677:G:H2'	23:BB:2678:C:C6	2.45	0.52
23:BB:2835:A:N6	23:BB:2878:U:H2'	2.24	0.52
23:BB:850:U:H5''	30:BY:18:LYS:HD3	1.91	0.52
23:BB:912:C:H2'	23:BB:913:U:C6	2.45	0.52
25:BC:116:GLN:HG2	25:BC:117:SER:N	2.25	0.52
29:BE:188:MET:HG3	29:BE:192:ALA:HB3	1.92	0.52
38:BM:19:GLY:CA	38:BM:97:GLN:HB2	2.37	0.52
49:BR:49:ILE:HG21	49:BR:54:VAL:CA	2.39	0.52
50:BT:45:ALA:HA	50:BT:48:GLN:CG	2.39	0.52
52:BW:10:ARG:O	52:BW:11:ASN:HB2	2.09	0.52
1:CA:1172:C:O2'	1:CA:1173:U:H5'	2.10	0.52
1:CA:1436:U:H2'	1:CA:1437:A:H8	1.75	0.52
1:CA:301:G:H2'	1:CA:302:G:C8	2.43	0.52
1:CA:323:U:H2'	1:CA:324:G:O4'	2.09	0.52
1:CA:490:C:H2'	1:CA:491:G:C8	2.44	0.52
20:CB:42:LEU:HA	20:CB:45:THR:OG1	2.09	0.52
2:CC:71:ARG:O	2:CC:75:VAL:HG23	2.10	0.52
2:CC:81:GLU:HG3	2:CC:82:ASP:N	2.24	0.52
6:CG:91:ARG:CB	6:CG:92:PRO:HD2	2.40	0.52
9:CJ:37:ARG:NE	9:CJ:37:ARG:HA	2.25	0.52
9:CJ:52:LEU:HG	9:CJ:62:ARG:NE	2.21	0.52
9:CJ:9:ARG:CB	9:CJ:99:GLN:HB2	2.18	0.52

Continued on next page...

Continued from previous page...

Atom-1	Atom-2	Interatomic distance (Å)	Clash overlap (Å)
17:CR:63:TYR:CD2	17:CR:63:TYR:N	2.77	0.52
19:CT:34:VAL:HG11	19:CT:78:LEU:HD13	1.92	0.52
53:D6:80:GLU:HB2	53:D6:99:LEU:HD13	1.92	0.52
23:DB:1411:U:H2'	23:DB:1412:U:C6	2.44	0.52
23:DB:1473:G:O2'	23:DB:1474:U:H5'	2.10	0.52
23:DB:1549:A:H2'	23:DB:1550:C:C6	2.45	0.52
23:DB:1592:C:H2'	23:DB:1593:A:H8	1.74	0.52
23:DB:1958:C:H2'	23:DB:1959:G:H8	1.74	0.52
23:DB:1987:A:H2'	23:DB:1988:G:H8	1.75	0.52
23:DB:2377:A:H2'	23:DB:2378:A:H8	1.73	0.52
23:DB:493:G:H2'	23:DB:494:G:O4'	2.09	0.52
23:DB:899:A:H2'	23:DB:900:A:C8	2.44	0.52
26:DD:10:GLY:HA3	26:DD:26:VAL:N	2.18	0.52
35:DV:28:ALA:CB	35:DV:89:ILE:HD12	2.40	0.52
39:DX:56:LEU:O	39:DX:57:LEU:HB2	2.09	0.52
1:AA:1225:A:N3	1:AA:1225:A:H2'	2.24	0.52
1:AA:412:A:H1'	1:AA:413:G:C8	2.45	0.52
1:AA:483:C:H2'	1:AA:484:G:C8	2.45	0.52
1:AA:999:C:H2'	1:AA:1000:A:H8	1.72	0.52
2:AC:13:ILE:HD13	2:AC:13:ILE:N	2.25	0.52
5:AF:61:LEU:HD12	5:AF:63:ASN:OD1	2.10	0.52
19:AT:42:ASP:OD1	19:AT:44:ALA:HB3	2.10	0.52
34:B3:24:LYS:HZ2	34:B3:28:LEU:HB3	1.74	0.52
53:B6:30:THR:HB	53:B6:183:ILE:N	2.24	0.52
22:BA:13:G:H2'	22:BA:14:U:H5''	1.92	0.52
23:BB:1376:C:H3'	57:BB:3500:HOH:O	2.09	0.52
23:BB:2015:A:C2	31:B0:2:VAL:HG22	2.45	0.52
23:BB:2322:A:H3'	23:BB:2323:G:H8	1.74	0.52
23:BB:370:G:O2'	23:BB:423:A:H3'	2.09	0.52
23:BB:84:A:H4'	23:BB:85:G:O5'	2.10	0.52
25:BC:28:PRO:HB3	25:BC:81:GLU:OE1	2.09	0.52
23:BB:2680:U:P	26:BD:114:LYS:HB3	2.50	0.52
29:BE:115:GLN:O	29:BE:117:ARG:HG3	2.09	0.52
29:BE:141:MET:O	29:BE:143:LEU:HG	2.09	0.52
47:BF:134:GLN:OE1	47:BF:136:ILE:HA	2.09	0.52
48:BG:23:ILE:HD11	48:BG:42:VAL:HG11	1.92	0.52
48:BG:59:ASP:O	48:BG:63:GLN:HB2	2.09	0.52
41:BJ:99:ARG:HA	41:BJ:102:GLU:HB2	1.91	0.52
49:BR:54:VAL:HG13	49:BR:56:GLY:O	2.09	0.52
45:BS:28:LYS:HD3	45:BS:69:LEU:O	2.10	0.52
35:BV:79:ARG:HA	35:BV:86:LEU:HA	1.91	0.52

Continued on next page...

Continued from previous page...

Atom-1	Atom-2	Interatomic distance (Å)	Clash overlap (Å)
51:BZ:40:VAL:O	51:BZ:42:SER:N	2.42	0.52
51:BZ:41:GLU:O	51:BZ:44:LYS:HD2	2.09	0.52
1:CA:109:A:H4'	1:CA:110:C:OP2	2.10	0.52
1:CA:1384:C:H2'	1:CA:1385:G:C8	2.45	0.52
1:CA:178:C:O2'	1:CA:179:A:H5'	2.10	0.52
20:CB:10:LYS:HD3	20:CB:211:LEU:HD21	1.91	0.52
20:CB:96:LEU:HB2	20:CB:99:MET:CE	2.39	0.52
3:CD:60:VAL:CB	3:CD:194:ILE:HD11	2.35	0.52
5:CF:45:ARG:HG2	5:CF:46:GLN:N	2.25	0.52
7:CH:63:LYS:HD2	7:CH:70:VAL:HG21	1.90	0.52
7:CH:94:VAL:HG21	7:CH:100:ILE:O	2.09	0.52
1:CA:1329:A:OP1	12:CM:28:ARG:HB2	2.08	0.52
21:CU:36:PHE:HD2	21:CU:39:LYS:HB2	1.75	0.52
23:DB:1339:G:H21	23:DB:1603:A:H1'	1.75	0.52
23:DB:1735:A:H2'	23:DB:1736:U:C6	2.45	0.52
23:DB:1965:C:H5''	23:DB:1966:A:H2'	1.91	0.52
23:DB:2013:A:N3	45:DS:88:ARG:NH1	2.58	0.52
23:DB:2246:G:H2'	23:DB:2247:A:H8	1.74	0.52
23:DB:2649:C:H2'	23:DB:2650:U:H6	1.74	0.52
23:DB:2758:A:H2'	23:DB:2759:G:O4'	2.09	0.52
23:DB:2812:G:H2'	23:DB:2813:A:C8	2.45	0.52
23:DB:2867:G:N3	23:DB:2867:G:C2'	2.73	0.52
23:DB:659:G:H4'	29:DE:95:LYS:HB3	1.92	0.52
23:DB:944:C:H2'	57:DB:3331:HOH:O	2.09	0.52
25:DC:20:ASN:ND2	25:DC:23:LEU:HD13	2.25	0.52
26:DD:90:PHE:HD2	26:DD:94:GLN:HG3	1.75	0.52
29:DE:48:THR:HG23	29:DE:88:ARG:HH12	1.74	0.52
48:DG:34:ARG:HD3	48:DG:34:ARG:N	2.24	0.52
40:DH:44:ILE:O	40:DH:48:GLU:HB2	2.10	0.52
24:DI:99:LYS:HD3	24:DI:99:LYS:N	2.25	0.52
41:DJ:45:THR:HG23	41:DJ:45:THR:O	2.09	0.52
41:DJ:6:ALA:HB3	41:DJ:45:THR:CG2	2.40	0.52
27:DK:47:ILE:CG1	27:DK:48:PRO:HD2	2.37	0.52
27:DK:64:ARG:HB2	27:DK:83:ALA:HB3	1.92	0.52
38:DM:41:LEU:O	38:DM:94:ALA:N	2.42	0.52
42:DN:81:ASN:O	42:DN:85:PRO:HD2	2.09	0.52
42:DN:97:ILE:HD12	42:DN:98:LEU:N	2.24	0.52
43:DO:70:ALA:C	43:DO:72:ALA:H	2.13	0.52
50:DT:25:GLU:HA	50:DT:28:ASN:O	2.10	0.52
39:DX:45:GLN:O	39:DX:47:ARG:N	2.42	0.52
1:AA:1110:A:H2'	1:AA:1111:A:C8	2.45	0.52

Continued on next page...

Continued from previous page...

Atom-1	Atom-2	Interatomic distance (Å)	Clash overlap (Å)
1:AA:1137:C:H1'	1:AA:1138:G:N1	2.24	0.52
1:AA:1310:G:O2'	1:AA:1311:A:H5'	2.10	0.52
1:AA:1269:A:H2	1:AA:1312:G:N3	2.08	0.52
1:AA:1316:G:H5'	1:AA:1317:C:OP2	2.09	0.52
20:AB:130:LYS:O	20:AB:134:LEU:HG	2.09	0.52
20:AB:212:TYR:HA	20:AB:215:ALA:HB3	1.92	0.52
1:AA:620:C:O2	3:AD:131:ILE:HG21	2.10	0.52
7:AH:79:ARG:NH1	7:AH:82:LEU:HB3	2.25	0.52
10:AK:55:ARG:NH1	10:AK:60:PHE:HD1	2.05	0.52
10:AK:16:SER:HA	10:AK:79:LYS:HG2	1.91	0.52
11:AL:98:ARG:HB2	11:AL:116:TYR:HA	1.91	0.52
12:AM:29:SER:O	12:AM:32:ILE:HG22	2.10	0.52
13:AN:46:LYS:NZ	18:AS:10:ILE:H	2.06	0.52
19:AT:79:THR:HA	19:AT:82:ILE:HG12	1.91	0.52
53:B6:38:LEU:HD22	53:B6:83:ILE:HD12	1.92	0.52
22:BA:103:U:O2'	22:BA:104:A:H5'	2.09	0.52
23:BB:1038:G:H2'	23:BB:1039:A:C8	2.44	0.52
23:BB:1176:U:O5'	23:BB:1176:U:H6	1.93	0.52
23:BB:1178:C:H2'	23:BB:1179:G:C8	2.45	0.52
23:BB:1418:G:H1'	23:BB:1580:A:H61	1.75	0.52
23:BB:2311:A:O2'	47:BF:84:ILE:HG21	2.10	0.52
23:BB:263:G:H2'	23:BB:264:C:O4'	2.10	0.52
23:BB:2712:C:H2'	23:BB:2714:G:O3'	2.10	0.52
23:BB:2804:U:H2'	23:BB:2805:C:H6	1.74	0.52
23:BB:433:C:H2'	23:BB:434:U:C6	2.45	0.52
23:BB:548:G:H5''	23:BB:549:G:C4	2.44	0.52
25:BC:93:VAL:HG21	25:BC:115:ILE:HD11	1.92	0.52
25:BC:264:LYS:HG3	25:BC:265:PHE:CD2	2.45	0.52
26:BD:113:SER:HB3	26:BD:167:ASN:HA	1.92	0.52
26:BD:178:VAL:HB	26:BD:188:LEU:CB	2.36	0.52
47:BF:137:PHE:O	47:BF:139:GLU:N	2.42	0.52
37:BL:23:ILE:HD12	49:BR:84:ARG:HE	1.74	0.52
38:BM:31:PHE:HD1	38:BM:105:MET:HB3	1.74	0.52
43:BO:110:ALA:O	43:BO:115:LEU:HB2	2.10	0.52
35:BV:4:ILE:HD11	35:BV:61:LEU:HB3	1.92	0.52
23:BB:2353:G:H1'	52:BW:30:VAL:HG13	1.91	0.52
52:BW:50:VAL:O	52:BW:59:PHE:HB3	2.09	0.52
30:BY:4:ILE:HD13	30:BY:58:GLU:HG3	1.90	0.52
1:CA:1003:G:N2	1:CA:1005:A:H5'	2.23	0.52
1:CA:1018:G:H2'	1:CA:1019:A:C8	2.45	0.52
1:CA:1176:A:H2'	1:CA:1177:G:O4'	2.09	0.52

Continued on next page...

Continued from previous page...

Atom-1	Atom-2	Interatomic distance (Å)	Clash overlap (Å)
1:CA:378:G:O2'	1:CA:379:C:H5'	2.09	0.52
1:CA:620:C:N1	3:CD:131:ILE:HD13	2.24	0.52
1:CA:960:U:H4'	1:CA:961:U:C5'	2.39	0.52
20:CB:172:ILE:HG22	20:CB:176:ASN:HD21	1.74	0.52
3:CD:84:ASN:HD22	4:CE:101:GLY:HA2	1.73	0.52
6:CG:130:LYS:N	6:CG:134:VAL:HG21	2.25	0.52
6:CG:21:LEU:HG	6:CG:22:LEU:H	1.75	0.52
7:CH:102:VAL:HG12	7:CH:125:ILE:HD12	1.92	0.52
12:CM:19:THR:HG22	12:CM:29:SER:CB	2.40	0.52
13:CN:24:ALA:O	13:CN:27:LYS:HD2	2.09	0.52
13:CN:9:GLU:OE2	13:CN:60:ARG:HG2	2.09	0.52
32:D4:7:VAL:HG23	32:D4:35:GLN:CB	2.38	0.52
53:D6:76:LEU:HD11	53:D6:97:ASP:C	2.30	0.52
23:DB:1060:U:O2	23:DB:1088:A:C8	2.63	0.52
23:DB:1509:A:H5'	23:DB:1510:G:H5'	1.91	0.52
23:DB:1719:G:O2'	23:DB:1720:U:H5'	2.10	0.52
23:DB:1829:A:H2'	23:DB:1830:C:H5'	1.92	0.52
23:DB:1984:G:O2'	23:DB:1985:C:H5'	2.09	0.52
23:DB:2141:G:H2'	23:DB:2142:A:C8	2.45	0.52
23:DB:454:A:H3'	23:DB:455:C:H5'	1.92	0.52
23:DB:603:A:H4'	23:DB:604:G:O5'	2.10	0.52
23:DB:936:A:H2'	23:DB:937:C:C6	2.45	0.52
29:DE:18:THR:HG22	29:DE:106:LYS:CE	2.40	0.52
29:DE:188:MET:HG2	29:DE:193:VAL:CG2	2.36	0.52
29:DE:40:ARG:NH2	29:DE:92:HIS:NE2	2.57	0.52
48:DG:17:LYS:CA	48:DG:17:LYS:HZ2	2.22	0.52
40:DH:131:SER:HB2	40:DH:141:LYS:CA	2.40	0.52
27:DK:39:ILE:HD13	27:DK:39:ILE:H	1.75	0.52
27:DK:71:ARG:HA	27:DK:71:ARG:HE	1.75	0.52
38:DM:33:LEU:HD22	38:DM:128:THR:HB	1.92	0.52
44:DQ:77:LYS:O	44:DQ:80:ASN:HB3	2.09	0.52
44:DQ:94:LEU:CD1	49:DR:13:ARG:HB2	2.40	0.52
50:DT:64:LYS:H	50:DT:64:LYS:HD2	1.75	0.52
1:AA:1464:U:H2'	1:AA:1465:A:C8	2.45	0.52
1:AA:956:U:O2'	1:AA:957:U:H5'	2.09	0.52
20:AB:69:VAL:HB	20:AB:162:VAL:HB	1.91	0.52
2:AC:148:ILE:HA	2:AC:200:TRP:O	2.09	0.52
3:AD:151:GLN:HB3	3:AD:154:VAL:HG23	1.92	0.52
9:AJ:9:ARG:CB	9:AJ:99:GLN:HB2	2.20	0.52
53:B6:36:ALA:O	53:B6:39:LEU:HD23	2.10	0.52
22:BA:64:G:O2'	22:BA:65:U:H5'	2.10	0.52

Continued on next page...

Continued from previous page...

Atom-1	Atom-2	Interatomic distance (Å)	Clash overlap (Å)
23:BB:1486:U:H2'	23:BB:1487:U:C6	2.45	0.52
23:BB:1487:U:H2'	23:BB:1488:C:C6	2.44	0.52
23:BB:1847:A:H4'	23:BB:1848:A:H8	1.75	0.52
23:BB:21:A:H2'	23:BB:22:C:C6	2.45	0.52
23:BB:2520:C:O2'	23:BB:2521:C:H5'	2.10	0.52
23:BB:639:U:H2'	23:BB:640:C:H6	1.74	0.52
23:BB:1843:C:H5''	25:BC:250:GLN:HE21	1.73	0.52
47:BF:107:VAL:N	47:BF:108:PRO:CD	2.73	0.52
47:BF:115:GLY:CA	47:BF:177:ARG:HH11	2.21	0.52
48:BG:84:LYS:H	48:BG:85:LYS:HD2	1.74	0.52
48:BG:88:LEU:HD11	48:BG:94:ARG:N	2.25	0.52
40:BH:131:SER:O	40:BH:133:GLN:N	2.41	0.52
40:BH:73:ASN:ND2	40:BH:74:ALA:H	2.03	0.52
35:BV:63:ILE:HD12	35:BV:63:ILE:H	1.75	0.52
30:BY:56:VAL:HG12	30:BY:57:GLU:N	2.25	0.52
1:CA:1225:A:H2'	1:CA:1225:A:N3	2.25	0.52
1:CA:1250:A:H4'	8:CI:69:GLY:O	2.10	0.52
1:CA:723:U:O4'	21:CU:48:LYS:HD3	2.10	0.52
1:CA:97:G:H5'	1:CA:98:A:OP2	2.10	0.52
20:CB:14:HIS:CD2	20:CB:202:ASN:H	2.27	0.52
20:CB:83:ALA:O	20:CB:88:GLN:HB2	2.09	0.52
2:CC:155:ARG:H	2:CC:162:ALA:CB	2.23	0.52
3:CD:81:LEU:HB2	3:CD:88:ASN:ND2	2.24	0.52
7:CH:47:ASP:CG	7:CH:48:PHE:N	2.63	0.52
12:CM:28:ARG:HH12	12:CM:59:VAL:HA	1.75	0.52
13:CN:26:LEU:HD12	13:CN:44:VAL:HG13	1.92	0.52
13:CN:63:CYS:HB3	13:CN:68:ARG:H	1.75	0.52
17:CR:44:THR:C	17:CR:46:THR:H	2.12	0.52
1:CA:1320:C:H1'	18:CS:72:GLU:N	2.25	0.52
19:CT:85:LEU:HD23	19:CT:86:ALA:N	2.22	0.52
32:D4:17:VAL:HG11	32:D4:19:ARG:HE	1.75	0.52
22:DA:40:U:H1'	22:DA:43:C:C5	2.44	0.52
23:DB:1197:G:H2'	23:DB:1198:U:H6	1.75	0.52
23:DB:1335:C:H2'	23:DB:1336:A:H8	1.74	0.52
23:DB:138:U:H6	23:DB:138:U:O5'	1.92	0.52
23:DB:1484:U:H2'	23:DB:1485:U:C6	2.45	0.52
23:DB:1874:C:H2'	23:DB:1875:G:O4'	2.10	0.52
23:DB:2740:A:H2'	23:DB:2741:A:C8	2.44	0.52
23:DB:445:C:O2'	23:DB:446:G:H5'	2.09	0.52
25:DC:18:VAL:CG1	25:DC:202:ARG:HD2	2.40	0.52
25:DC:6:LYS:O	25:DC:8:THR:HG23	2.10	0.52

Continued on next page...

Continued from previous page...

Atom-1	Atom-2	Interatomic distance (Å)	Clash overlap (Å)
23:DB:1256:G:H21	29:DE:77:ILE:CG2	2.23	0.52
47:DF:78:ILE:HA	47:DF:82:TYR:CD1	2.45	0.52
48:DG:144:ALA:HB1	48:DG:163:TYR:HE1	1.75	0.52
48:DG:162:ARG:NH2	48:DG:168:VAL:HG21	2.24	0.52
48:DG:54:ARG:HD3	48:DG:54:ARG:C	2.31	0.52
23:DB:1080:A:H4'	24:DI:126:ARG:HD2	1.91	0.52
41:DJ:58:ASN:HD22	41:DJ:61:LYS:HD2	1.74	0.52
44:DQ:51:GLN:O	44:DQ:54:ARG:HB2	2.10	0.52
46:DU:85:ARG:NH1	46:DU:86:PHE:H	2.07	0.52
35:DV:31:TYR:HA	35:DV:93:ARG:NH2	2.25	0.52
30:DY:23:LEU:HD13	30:DY:28:LEU:HB2	1.92	0.52
1:AA:1099:G:H2'	1:AA:1100:C:O4'	2.09	0.52
1:AA:1328:C:O2'	1:AA:1329:A:H5'	2.10	0.52
1:AA:1389:C:H2'	1:AA:1390:U:H6	1.75	0.52
1:AA:1512:U:H2'	1:AA:1513:A:H8	1.75	0.52
1:AA:635:A:H2'	1:AA:636:U:C6	2.44	0.52
1:AA:64:G:H4'	1:AA:65:A:H3'	1.91	0.52
1:AA:821:G:O2'	1:AA:822:U:H5'	2.09	0.52
1:AA:987:G:H2'	1:AA:988:G:H8	1.74	0.52
1:AA:993:G:C2'	1:AA:995:C:H41	2.22	0.52
20:AB:14:HIS:CD2	20:AB:202:ASN:H	2.28	0.52
20:AB:166:ASP:OD2	20:AB:190:SER:HA	2.10	0.52
2:AC:81:GLU:HG3	2:AC:82:ASP:N	2.24	0.52
5:AF:1:MET:HG2	5:AF:67:PRO:HB3	1.92	0.52
6:AG:104:VAL:O	6:AG:108:ARG:HG3	2.09	0.52
7:AH:63:LYS:HD2	7:AH:70:VAL:HG21	1.92	0.52
9:AJ:92:LEU:H	9:AJ:92:LEU:HD22	1.74	0.52
13:AN:50:LEU:HG	13:AN:51:PRO:HD3	1.91	0.52
16:AQ:32:ILE:HG23	16:AQ:33:TYR:CD2	2.45	0.52
36:B2:27:GLY:O	36:B2:30:VAL:HB	2.10	0.52
22:BA:32:U:H4'	22:BA:52:A:H62	1.75	0.52
23:BB:141:G:H3'	23:BB:142:A:O4'	2.10	0.52
23:BB:1667:G:OP1	27:BK:6:THR:HA	2.09	0.52
23:BB:2719:G:O2'	23:BB:2720:U:H5'	2.11	0.52
23:BB:2849:U:H4'	23:BB:2850:A:H5'	1.92	0.52
23:BB:2868:A:H2'	23:BB:2869:G:C8	2.44	0.52
23:BB:30:G:H4'	23:BB:1215:G:H5'	1.92	0.52
23:BB:337:C:H2'	23:BB:338:G:O4'	2.10	0.52
23:BB:62:U:O2'	23:BB:63:A:H5'	2.10	0.52
23:BB:773:U:H4'	25:BC:45:ASN:O	2.09	0.52
23:BB:945:A:H3'	23:BB:946:C:H5''	1.92	0.52

Continued on next page...

Continued from previous page...

Atom-1	Atom-2	Interatomic distance (Å)	Clash overlap (Å)
25:BC:209:ALA:HA	25:BC:212:TRP:NE1	2.25	0.52
23:BB:1789:A:P	25:BC:220:ARG:HD3	2.50	0.52
47:BF:34:THR:HA	47:BF:89:THR:HA	1.91	0.52
48:BG:106:LEU:O	48:BG:108:PHE:HD1	1.92	0.52
48:BG:25:ILE:HD13	48:BG:74:MET:HE2	1.92	0.52
41:BJ:56:VAL:HG12	41:BJ:57:LEU:N	2.25	0.52
27:BK:75:SER:HA	28:BP:72:VAL:O	2.09	0.52
23:BB:587:C:N3	37:BL:33:ARG:NH2	2.57	0.52
42:BN:72:ASP:C	42:BN:74:GLU:H	2.13	0.52
44:BQ:20:ALA:HA	44:BQ:23:TYR:CE1	2.45	0.52
44:BQ:60:TRP:HB3	44:BQ:92:LYS:O	2.10	0.52
50:BT:2:ILE:H	50:BT:2:ILE:HD13	1.75	0.52
51:BZ:39:TRP:HA	51:BZ:46:PHE:CD2	2.45	0.52
1:CA:1047:G:H21	1:CA:1215:G:C4'	2.22	0.52
1:CA:1495:U:O2'	1:CA:1496:C:H5'	2.10	0.52
1:CA:1512:U:H2'	1:CA:1513:A:H8	1.72	0.52
2:CC:183:TYR:HE1	2:CC:198:LYS:HB3	1.75	0.52
3:CD:138:PRO:HA	3:CD:181:PHE:CD2	2.39	0.52
4:CE:149:PRO:HG2	4:CE:150:GLU:OE1	2.10	0.52
9:CJ:55:PRO:HA	13:CN:80:ARG:NH2	2.25	0.52
13:CN:70:HIS:O	13:CN:71:GLY:C	2.48	0.52
14:CO:71:LYS:NZ	14:CO:72:ARG:HA	2.25	0.52
16:CQ:32:ILE:HG23	16:CQ:33:TYR:CD2	2.45	0.52
21:CU:40:PRO:O	21:CU:42:THR:N	2.43	0.52
53:D6:78:ALA:HA	53:D6:81:LYS:HD2	1.91	0.52
25:DC:18:VAL:HG11	25:DC:202:ARG:HD2	1.92	0.52
23:DB:2635:A:C5'	26:DD:79:LEU:HB2	2.40	0.52
29:DE:129:PRO:HD3	29:DE:156:ASN:OD1	2.10	0.52
41:DJ:6:ALA:CB	41:DJ:45:THR:HG21	2.39	0.52
38:DM:35:ALA:HB3	38:DM:99:GLY:H	1.73	0.52
45:DS:41:LYS:NZ	45:DS:41:LYS:HB3	2.25	0.52
35:DV:4:ILE:O	35:DV:63:ILE:HG23	2.10	0.52
35:DV:80:HIS:CD2	35:DV:83:LYS:H	2.28	0.52
52:DW:49:ASN:HA	52:DW:61:LYS:H	1.75	0.52
30:DY:16:LEU:O	30:DY:19:HIS:HB2	2.10	0.52
1:AA:1165:U:H2'	1:AA:1166:G:O4'	2.11	0.51
1:AA:1374:A:H4'	6:AG:27:ASN:OD1	2.10	0.51
1:AA:1396:A:H4'	1:AA:1397:C:H5''	1.93	0.51
1:AA:337:G:H2'	1:AA:338:A:H8	1.75	0.51
1:AA:560:A:H5'	1:AA:566:G:N2	2.25	0.51
1:AA:613:C:P	3:AD:80:ARG:HH21	2.33	0.51

Continued on next page...

Continued from previous page...

Atom-1	Atom-2	Interatomic distance (Å)	Clash overlap (Å)
1:AA:628:G:O2'	1:AA:629:A:H5'	2.10	0.51
1:AA:900:A:O2'	1:AA:901:A:H5'	2.11	0.51
20:AB:10:LYS:HD3	20:AB:211:LEU:HD21	1.92	0.51
7:AH:72:GLU:H	7:AH:72:GLU:CD	2.13	0.51
10:AK:15:VAL:HB	10:AK:78:ILE:CD1	2.40	0.51
11:AL:49:ARG:HD2	11:AL:49:ARG:N	2.24	0.51
12:AM:2:ARG:HA	12:AM:6:ILE:O	2.09	0.51
13:AN:17:ASP:HA	13:AN:21:ALA:CB	2.40	0.51
18:AS:66:VAL:HG23	18:AS:67:GLY:H	1.73	0.51
19:AT:38:ILE:HD11	19:AT:82:ILE:CG2	2.31	0.51
21:AU:40:PRO:C	21:AU:42:THR:H	2.12	0.51
34:B3:7:ARG:HG3	34:B3:7:ARG:HH11	1.75	0.51
23:BB:1429:G:O2'	23:BB:1430:G:H5'	2.10	0.51
23:BB:1735:A:H2'	23:BB:1736:U:C6	2.45	0.51
23:BB:2097:A:H2'	23:BB:2098:U:C6	2.45	0.51
23:BB:2109:U:O2'	23:BB:2110:G:H5'	2.10	0.51
23:BB:195:A:H1'	23:BB:250:G:N2	2.26	0.51
23:BB:2776:A:H4'	23:BB:2777:G:C5'	2.40	0.51
23:BB:445:C:O2'	23:BB:446:G:H5'	2.10	0.51
23:BB:466:A:N3	23:BB:683:U:H1'	2.25	0.51
23:BB:704:G:H2'	23:BB:726:G:N2	2.13	0.51
23:BB:956:G:N2	23:BB:959:A:H3'	2.25	0.51
47:BF:78:ILE:HA	47:BF:82:TYR:CD1	2.44	0.51
24:BI:74:PRO:O	24:BI:77:VAL:HG22	2.10	0.51
41:BJ:40:HIS:CE1	41:BJ:41:LYS:HG3	2.45	0.51
41:BJ:84:ILE:HG23	41:BJ:84:ILE:O	2.09	0.51
37:BL:42:SER:C	37:BL:44:GLY:H	2.12	0.51
43:BO:89:ASP:HA	43:BO:116:GLN:HB3	1.92	0.51
1:CA:1110:A:H2'	1:CA:1111:A:C8	2.45	0.51
1:CA:1118:U:H5''	8:CI:105:ARG:HG3	1.91	0.51
1:CA:182:A:O2'	1:CA:183:C:H3'	2.10	0.51
1:CA:420:U:O2'	1:CA:421:U:H5''	2.10	0.51
1:CA:805:C:O2'	1:CA:806:C:H5'	2.10	0.51
1:CA:620:C:O2	3:CD:131:ILE:HG21	2.10	0.51
1:CA:8:A:H61	3:CD:53:GLN:HE22	1.58	0.51
6:CG:115:MET:HA	6:CG:118:ARG:HD2	1.92	0.51
6:CG:72:VAL:HG12	6:CG:89:GLU:HA	1.93	0.51
10:CK:15:VAL:HB	10:CK:78:ILE:CD1	2.39	0.51
15:CP:22:ALA:HB2	15:CP:32:PHE:HA	1.92	0.51
16:CQ:24:ILE:N	16:CQ:24:ILE:HD12	2.24	0.51
18:CS:54:ARG:HB3	18:CS:55:GLN:HE21	1.75	0.51

Continued on next page...

Continued from previous page...

Atom-1	Atom-2	Interatomic distance (Å)	Clash overlap (Å)
34:D3:30:HIS:HD2	34:D3:31:ILE:N	2.08	0.51
53:D6:65:THR:CA	53:D6:103:ILE:HD12	2.40	0.51
53:D6:70:SER:HB3	53:D6:76:LEU:CG	2.40	0.51
53:D6:70:SER:HB3	53:D6:76:LEU:CD1	2.39	0.51
23:DB:1083:U:H2'	23:DB:1085:A:OP2	2.10	0.51
23:DB:1441:G:H4'	23:DB:1628:G:OP1	2.10	0.51
23:DB:2460:U:H2'	23:DB:2461:A:H8	1.75	0.51
23:DB:2529:G:O3'	48:DG:174:LYS:HE2	2.09	0.51
23:DB:2823:A:O2'	23:DB:2824:C:H5'	2.11	0.51
23:DB:2852:G:H2'	23:DB:2853:C:C6	2.45	0.51
23:DB:584:C:OP1	44:DQ:5:ARG:HB3	2.10	0.51
23:DB:809:G:H2'	23:DB:810:U:C6	2.45	0.51
23:DB:820:A:H2'	23:DB:821:A:O4'	2.10	0.51
25:DC:173:LEU:N	25:DC:173:LEU:HD13	2.25	0.51
25:DC:255:LYS:C	25:DC:257:ARG:H	2.14	0.51
47:DF:107:VAL:N	47:DF:108:PRO:CD	2.73	0.51
47:DF:124:ARG:HB3	47:DF:126:ASN:OD1	2.10	0.51
47:DF:71:LYS:HE2	47:DF:73:VAL:HB	1.92	0.51
23:DB:1454:C:C1'	42:DN:60:VAL:HG13	2.40	0.51
42:DN:71:ARG:HG2	42:DN:71:ARG:HH21	1.75	0.51
44:DQ:108:LEU:HD23	49:DR:48:LYS:HD3	1.91	0.51
49:DR:4:VAL:HG21	49:DR:40:MET:HB2	1.92	0.51
35:DV:63:ILE:H	35:DV:63:ILE:HD12	1.76	0.51
52:DW:18:LYS:O	52:DW:34:SER:HA	2.10	0.51
1:AA:965:U:OP1	1:AA:1198:G:H5''	2.10	0.51
1:AA:1460:C:H2'	1:AA:1461:G:H8	1.75	0.51
1:AA:1508:A:H2'	1:AA:1509:C:C6	2.44	0.51
1:AA:1509:C:O2'	1:AA:1510:C:H5'	2.11	0.51
20:AB:122:ASP:C	20:AB:124:THR:H	2.14	0.51
2:AC:165:GLU:HA	2:AC:165:GLU:OE2	2.09	0.51
5:AF:3:HIS:CD2	5:AF:3:HIS:N	2.78	0.51
1:AA:1250:A:H4'	8:AI:69:GLY:O	2.10	0.51
53:B6:150:SER:O	53:B6:154:THR:HG22	2.09	0.51
53:B6:7:TYR:OH	53:B6:157:ALA:HA	2.10	0.51
22:BA:54:G:H21	47:BF:25:MET:CE	2.24	0.51
23:BB:143:C:H5'	50:BT:3:ARG:NH1	2.26	0.51
23:BB:2078:C:H2'	23:BB:2079:U:H6	1.70	0.51
23:BB:265:A:O2'	23:BB:266:G:H4'	2.10	0.51
23:BB:2679:A:H2'	23:BB:2680:U:C6	2.46	0.51
23:BB:279:A:H2'	23:BB:280:U:H5'	1.93	0.51
23:BB:841:G:O2'	23:BB:842:U:H5'	2.11	0.51

Continued on next page...

Continued from previous page...

Atom-1	Atom-2	Interatomic distance (Å)	Clash overlap (Å)
25:BC:145:MET:SD	25:BC:153:LEU:HD21	2.50	0.51
25:BC:239:PHE:HD1	25:BC:241:LYS:H	1.57	0.51
26:BD:10:GLY:HA3	26:BD:26:VAL:N	2.19	0.51
47:BF:34:THR:OG1	47:BF:154:THR:HB	2.10	0.51
48:BG:33:THR:HA	48:BG:34:ARG:NH1	2.25	0.51
41:BJ:87:ALA:HA	41:BJ:91:GLU:OE1	2.10	0.51
27:BK:14:SER:HB2	27:BK:51:LYS:H	1.75	0.51
37:BL:40:SER:OG	37:BL:41:ARG:HG3	2.10	0.51
38:BM:40:ARG:HB3	38:BM:95:LEU:HD12	1.92	0.51
43:BO:83:LEU:HD12	43:BO:87:ILE:O	2.09	0.51
45:BS:28:LYS:HD2	45:BS:29:VAL:H	1.75	0.51
50:BT:68:LYS:N	50:BT:68:LYS:HD3	2.25	0.51
52:BW:46:ALA:HB2	52:BW:78:PHE:CD1	2.44	0.51
52:BW:66:VAL:HA	52:BW:81:ILE:HG22	1.91	0.51
52:BW:9:THR:OG1	52:BW:10:ARG:N	2.43	0.51
1:CA:1099:G:H2'	1:CA:1100:C:O4'	2.10	0.51
1:CA:1494:G:N7	55:CA:1662:LLL:N32	2.58	0.51
1:CA:58:C:O2'	1:CA:59:A:H5'	2.10	0.51
3:CD:94:GLU:CD	3:CD:99:ASN:HD21	2.14	0.51
13:CN:17:ASP:HA	13:CN:21:ALA:HB2	1.92	0.51
23:DB:144:A:O2'	23:DB:145:C:H5'	2.11	0.51
23:DB:1794:A:H2'	23:DB:1795:C:H6	1.75	0.51
23:DB:1889:A:H2'	23:DB:1890:A:H8	1.75	0.51
23:DB:264:C:O2'	23:DB:265:A:H5''	2.09	0.51
23:DB:970:U:H1'	23:DB:985:C:P	2.50	0.51
47:DF:65:LEU:O	47:DF:86:CYS:HA	2.10	0.51
48:DG:71:LEU:HD13	48:DG:74:MET:SD	2.50	0.51
27:DK:37:ASP:O	27:DK:62:VAL:HG23	2.09	0.51
38:DM:17:ASN:ND2	38:DM:95:LEU:HG	2.25	0.51
28:DP:23:ASP:HA	28:DP:88:ARG:HA	1.92	0.51
39:DX:23:ARG:O	39:DX:27:ASN:HB2	2.10	0.51
23:DB:850:U:O2'	30:DY:22:THR:HA	2.10	0.51
20:AB:218:ALA:HA	20:AB:221:ARG:HG2	1.92	0.51
13:AN:60:ARG:NH2	13:AN:69:PRO:HB3	2.25	0.51
10:AK:111:ASP:CB	21:AU:19:LYS:HE3	2.28	0.51
31:B0:47:TYR:CZ	31:B0:52:LYS:HG3	2.45	0.51
23:BB:1275:A:H2'	23:BB:1276:A:O4'	2.10	0.51
23:BB:1301:A:O2'	23:BB:1302:A:H2'	2.10	0.51
23:BB:1559:U:H3'	23:BB:1560:G:H5'	1.91	0.51
23:BB:1722:A:N6	23:BB:1738:G:H1'	2.26	0.51
23:BB:1753:G:N2	23:BB:1755:A:H3'	2.26	0.51

Continued on next page...

Continued from previous page...

Atom-1	Atom-2	Interatomic distance (Å)	Clash overlap (Å)
23:BB:18:U:H2'	23:BB:19:A:H8	1.76	0.51
23:BB:2825:G:H2'	23:BB:2826:A:H5'	1.93	0.51
23:BB:506:G:H1'	23:BB:507:A:C8	2.45	0.51
23:BB:548:G:H5''	23:BB:549:G:O4'	2.10	0.51
23:BB:576:U:H2'	23:BB:577:G:C8	2.45	0.51
23:BB:782:A:N7	25:BC:219:VAL:HG21	2.25	0.51
47:BF:134:GLN:O	47:BF:136:ILE:N	2.43	0.51
47:BF:65:LEU:O	47:BF:86:CYS:HA	2.09	0.51
37:BL:99:ASN:O	37:BL:100:ILE:HB	2.10	0.51
43:BO:68:LYS:H	43:BO:102:ARG:CD	2.22	0.51
1:CA:1017:U:H2'	1:CA:1018:G:C8	2.45	0.51
1:CA:1034:G:H2'	1:CA:1035:A:H5'	1.93	0.51
1:CA:1385:G:H2'	1:CA:1386:G:O4'	2.10	0.51
1:CA:984:C:O2'	1:CA:985:C:H5'	2.11	0.51
7:CH:72:GLU:CD	7:CH:72:GLU:H	2.12	0.51
10:CK:70:ALA:C	10:CK:72:ALA:H	2.13	0.51
1:CA:1308:U:H3'	12:CM:97:ARG:HH11	1.76	0.51
16:CQ:68:LYS:O	16:CQ:70:LYS:N	2.44	0.51
33:D1:6:GLU:HB2	33:D1:52:LYS:HZ3	1.75	0.51
34:D3:60:CYS:C	34:D3:62:PRO:HD3	2.31	0.51
53:D6:123:GLU:HA	53:D6:126:ARG:HH11	1.74	0.51
53:D6:12:SER:O	53:D6:16:LYS:HD2	2.10	0.51
53:D6:7:TYR:CE2	53:D6:160:GLU:HG2	2.44	0.51
23:DB:1141:U:H4'	23:DB:1142:A:C1'	2.41	0.51
23:DB:154:U:H2'	23:DB:155:A:H8	1.75	0.51
23:DB:1718:G:H2'	23:DB:1719:G:C8	2.46	0.51
23:DB:2291:U:O2'	23:DB:2374:C:H1'	2.09	0.51
23:DB:2457:U:O2'	23:DB:2458:G:H5'	2.11	0.51
23:DB:693:A:H2'	23:DB:694:U:H6	1.74	0.51
23:DB:871:U:H2'	23:DB:872:U:C6	2.44	0.51
23:DB:898:C:H2'	23:DB:898:C:O2	2.10	0.51
25:DC:239:PHE:HD1	25:DC:241:LYS:H	1.58	0.51
25:DC:86:ARG:CZ	25:DC:86:ARG:HB3	2.40	0.51
26:DD:38:LYS:HE2	26:DD:43:ASP:OD2	2.10	0.51
29:DE:58:LYS:O	29:DE:60:TRP:N	2.44	0.51
48:DG:84:LYS:H	48:DG:85:LYS:HD2	1.75	0.51
38:DM:126:ILE:H	38:DM:126:ILE:HD12	1.75	0.51
28:DP:61:ARG:NH1	28:DP:100:ARG:HA	2.25	0.51
27:DK:75:SER:HA	28:DP:72:VAL:O	2.11	0.51
28:DP:74:GLN:O	28:DP:76:HIS:N	2.44	0.51
44:DQ:104:ALA:O	44:DQ:106:THR:N	2.40	0.51

Continued on next page...

Continued from previous page...

Atom-1	Atom-2	Interatomic distance (Å)	Clash overlap (Å)
44:DQ:7:VAL:HG23	44:DQ:8:ILE:N	2.26	0.51
45:DS:97:LEU:N	45:DS:97:LEU:HD22	2.25	0.51
30:DY:8:GLN:HB3	30:DY:31:ILE:C	2.31	0.51
1:AA:1118:U:H5''	8:AI:105:ARG:HG3	1.92	0.51
1:AA:1221:G:O3'	18:AS:76:THR:HG21	2.09	0.51
1:AA:960:U:H4'	1:AA:961:U:C5'	2.40	0.51
1:AA:964:A:H2'	1:AA:965:U:H5''	1.91	0.51
20:AB:80:LYS:O	20:AB:84:LEU:HB2	2.11	0.51
5:AF:92:THR:O	5:AF:93:LYS:HB2	2.09	0.51
13:AN:70:HIS:O	13:AN:71:GLY:C	2.49	0.51
16:AQ:68:LYS:O	16:AQ:70:LYS:N	2.42	0.51
21:AU:11:PHE:O	21:AU:13:VAL:N	2.43	0.51
22:BA:111:U:H2'	22:BA:112:G:H8	1.75	0.51
23:BB:1042:G:H2'	23:BB:1043:C:C6	2.46	0.51
23:BB:1188:U:O2'	23:BB:1189:A:H5'	2.10	0.51
23:BB:2074:U:O2'	23:BB:2075:U:H5'	2.09	0.51
23:BB:2472:G:H2'	23:BB:2529:G:N2	2.25	0.51
40:BH:111:ALA:N	40:BH:132:PHE:HZ	2.08	0.51
41:BJ:23:LYS:NZ	41:BJ:142:ILE:HG12	2.25	0.51
42:BN:45:ARG:O	42:BN:49:GLU:HG3	2.10	0.51
44:BQ:7:VAL:HG23	44:BQ:8:ILE:N	2.26	0.51
50:BT:55:VAL:CA	50:BT:87:LEU:HA	2.39	0.51
39:BX:23:ARG:O	39:BX:27:ASN:HB2	2.10	0.51
51:BZ:68:LEU:HD13	51:BZ:78:TYR:CE1	2.46	0.51
1:CA:1085:U:H3'	1:CA:1086:U:C6	2.45	0.51
1:CA:1464:U:H2'	1:CA:1465:A:C8	2.45	0.51
1:CA:696:A:H2'	1:CA:697:U:C6	2.44	0.51
1:CA:956:U:O2'	1:CA:957:U:H5'	2.10	0.51
5:CF:67:PRO:O	5:CF:70:VAL:HG22	2.09	0.51
8:CI:5:TYR:CD1	8:CI:20:ILE:HG22	2.46	0.51
8:CI:56:MET:HA	8:CI:59:LYS:HB2	1.92	0.51
12:CM:106:ARG:HH12	12:CM:109:LYS:HE3	1.74	0.51
12:CM:2:ARG:HA	12:CM:6:ILE:O	2.11	0.51
13:CN:50:LEU:HG	13:CN:51:PRO:HD3	1.92	0.51
14:CO:49:ASP:CG	14:CO:52:SER:HB2	2.30	0.51
19:CT:53:MET:O	19:CT:57:VAL:HG22	2.10	0.51
19:CT:57:VAL:HG23	19:CT:58:ASP:H	1.75	0.51
31:D0:38:LEU:HB3	31:D0:41:HIS:CD2	2.46	0.51
34:D3:39:ARG:O	34:D3:43:LEU:HG	2.10	0.51
22:DA:33:G:O2'	22:DA:34:A:H5'	2.11	0.51
23:DB:1862:G:O2'	23:DB:1863:G:H5'	2.10	0.51

Continued on next page...

Continued from previous page...

Atom-1	Atom-2	Interatomic distance (Å)	Clash overlap (Å)
23:DB:2349:G:OP2	34:D3:41:ARG:HD3	2.10	0.51
23:DB:2487:G:H2'	23:DB:2488:G:H8	1.75	0.51
23:DB:2529:G:H4'	48:DG:174:LYS:HE2	1.92	0.51
23:DB:2617:U:O2'	23:DB:2618:G:H5'	2.11	0.51
23:DB:26:G:H1'	23:DB:514:A:H61	1.76	0.51
23:DB:558:U:O2'	23:DB:559:G:H5'	2.11	0.51
23:DB:814:C:O2'	23:DB:815:C:H5'	2.09	0.51
25:DC:171:VAL:HG23	25:DC:185:ALA:HB2	1.92	0.51
29:DE:29:HIS:C	29:DE:31:VAL:H	2.14	0.51
48:DG:10:VAL:HG13	48:DG:14:VAL:HG21	1.92	0.51
49:DR:54:VAL:HG13	49:DR:56:GLY:O	2.11	0.51
50:DT:31:VAL:HA	50:DT:84:TYR:H	1.75	0.51
46:DU:6:ARG:HG2	46:DU:6:ARG:HH21	1.76	0.51
1:AA:1314:C:H2'	1:AA:1315:U:H6	1.74	0.51
1:AA:1351:U:O2'	1:AA:1352:C:H5'	2.10	0.51
1:AA:207:C:H3'	1:AA:208:U:C6	2.45	0.51
1:AA:256:U:H3'	1:AA:257:G:H8	1.74	0.51
1:AA:767:A:H2'	1:AA:768:A:C8	2.45	0.51
1:AA:767:A:H2'	1:AA:768:A:H8	1.75	0.51
20:AB:86:CYS:O	20:AB:88:GLN:N	2.41	0.51
3:AD:116:LEU:O	3:AD:122:ILE:HG12	2.11	0.51
5:AF:100:SER:HA	17:AR:23:LYS:NZ	2.26	0.51
6:AG:91:ARG:CB	6:AG:92:PRO:HD2	2.40	0.51
7:AH:76:ARG:HG2	7:AH:79:ARG:HB3	1.93	0.51
9:AJ:6:ILE:HA	9:AJ:102:LEU:O	2.10	0.51
15:AP:26:ASN:OD1	15:AP:31:ARG:HD3	2.10	0.51
23:BB:1316:U:O2'	23:BB:1317:G:H5'	2.09	0.51
23:BB:159:G:O2'	23:BB:160:A:H5''	2.11	0.51
23:BB:2358:A:H2'	23:BB:2359:C:O4'	2.11	0.51
23:BB:2443:C:O2'	23:BB:2444:G:H5'	2.11	0.51
26:BD:15:PHE:H	26:BD:15:PHE:HD1	1.54	0.51
40:BH:81:ALA:CB	40:BH:147:VAL:H	2.24	0.51
40:BH:4:ILE:HA	40:BH:18:GLN:HA	1.93	0.51
40:BH:63:ALA:O	40:BH:64:ALA:HB2	2.10	0.51
42:BN:49:GLU:OE2	42:BN:95:THR:HG22	2.10	0.51
28:BP:29:VAL:HG12	28:BP:80:VAL:HA	1.93	0.51
44:BQ:105:PHE:HA	44:BQ:108:LEU:CD1	2.38	0.51
49:BR:4:VAL:HG21	49:BR:40:MET:HB2	1.92	0.51
45:BS:6:LYS:HB3	45:BS:104:THR:HG23	1.91	0.51
35:BV:28:ALA:CB	35:BV:89:ILE:HD12	2.40	0.51
52:BW:37:VAL:CG1	52:BW:38:ARG:H	2.18	0.51

Continued on next page...

Continued from previous page...

Atom-1	Atom-2	Interatomic distance (Å)	Clash overlap (Å)
1:CA:1509:C:O2'	1:CA:1510:C:H5'	2.11	0.51
1:CA:974:A:C4'	1:CA:975:A:H5'	2.34	0.51
20:CB:65:LYS:HA	20:CB:89:PHE:CE1	2.43	0.51
16:CQ:59:GLU:O	16:CQ:75:VAL:HG22	2.11	0.51
23:DB:1041:G:H2'	23:DB:1042:G:H8	1.75	0.51
23:DB:18:U:H2'	23:DB:19:A:H8	1.76	0.51
23:DB:2289:G:O2'	23:DB:2290:G:H5'	2.11	0.51
23:DB:736:C:H2'	23:DB:737:C:C6	2.46	0.51
48:DG:85:LYS:HB2	48:DG:164:ALA:HB3	1.91	0.51
40:DH:5:LEU:HD22	40:DH:9:VAL:HG21	1.93	0.51
24:DI:18:ASN:HB2	24:DI:38:CYS:SG	2.51	0.51
24:DI:2:LYS:O	24:DI:3:LYS:HG3	2.09	0.51
41:DJ:99:ARG:HA	41:DJ:102:GLU:HB2	1.93	0.51
41:DJ:44:TYR:HD2	41:DJ:44:TYR:C	2.13	0.51
41:DJ:87:ALA:HA	41:DJ:91:GLU:OE1	2.10	0.51
23:DB:661:A:H1'	37:DL:12:SER:O	2.10	0.51
43:DO:14:ALA:O	43:DO:18:LEU:HB2	2.09	0.51
43:DO:47:VAL:O	43:DO:48:LEU:HD23	2.09	0.51
27:DK:102:PRO:HD3	28:DP:65:ASN:HB2	1.93	0.51
44:DQ:20:ALA:HA	44:DQ:23:TYR:CE1	2.45	0.51
49:DR:83:TYR:HE2	49:DR:85:LYS:HE3	1.75	0.51
50:DT:39:THR:HG22	50:DT:42:GLU:CG	2.39	0.51
50:DT:59:ASN:O	50:DT:84:TYR:HB2	2.10	0.51
35:DV:80:HIS:CD2	35:DV:83:LYS:HB2	2.45	0.51
1:AA:1067:A:H4'	1:AA:1068:G:O5'	2.11	0.51
1:AA:1047:G:H21	1:AA:1215:G:C4'	2.24	0.51
1:AA:1512:U:H2'	1:AA:1513:A:C8	2.46	0.51
1:AA:317:U:H2'	1:AA:318:G:H8	1.75	0.51
1:AA:1073:U:H4'	20:AB:104:LYS:HE3	1.91	0.51
20:AB:117:GLU:HA	20:AB:140:LEU:HD21	1.91	0.51
3:AD:80:ARG:NH1	3:AD:81:LEU:HD23	2.26	0.51
5:AF:64:VAL:HG12	5:AF:65:GLU:N	2.26	0.51
5:AF:71:ILE:O	5:AF:75:GLU:HG3	2.10	0.51
8:AI:41:GLU:C	8:AI:43:ALA:H	2.14	0.51
8:AI:49:GLN:N	8:AI:50:PRO:HD2	2.25	0.51
8:AI:84:ARG:O	8:AI:87:MET:HB3	2.10	0.51
12:AM:84:CYS:SG	12:AM:86:ARG:HB2	2.51	0.51
14:AO:22:THR:HA	14:AO:27:VAL:HG11	1.92	0.51
15:AP:38:PHE:CD2	15:AP:51:ARG:HB2	2.45	0.51
18:AS:43:MET:O	18:AS:61:VAL:HB	2.10	0.51
19:AT:85:LEU:HD23	19:AT:86:ALA:N	2.24	0.51

Continued on next page...

Continued from previous page...

Atom-1	Atom-2	Interatomic distance (Å)	Clash overlap (Å)
21:AU:42:THR:O	21:AU:46:ARG:HG3	2.10	0.51
53:B6:144:ALA:HA	53:B6:149:LEU:HG	1.92	0.51
23:BB:1001:A:H2'	23:BB:1002:G:O4'	2.10	0.51
23:BB:1103:A:H3'	23:BB:1104:C:H6	1.76	0.51
23:BB:1395:A:H4'	23:BB:1397:U:H5	1.74	0.51
23:BB:143:C:H6	23:BB:143:C:O5'	1.94	0.51
23:BB:145:C:H2'	23:BB:146:A:C8	2.46	0.51
23:BB:1470:A:H3'	23:BB:1471:G:H8	1.75	0.51
23:BB:1773:A:H2'	23:BB:1774:C:O4'	2.11	0.51
23:BB:1930:G:H2'	23:BB:1968:G:O6	2.10	0.51
23:BB:2190:G:H2'	23:BB:2191:A:H8	1.75	0.51
23:BB:2323:G:O2'	23:BB:2324:U:H5'	2.11	0.51
23:BB:2351:G:H2'	23:BB:2365:G:H22	1.75	0.51
23:BB:2897:U:H2'	23:BB:2898:U:C6	2.46	0.51
23:BB:377:G:O2'	23:BB:378:C:H5'	2.11	0.51
23:BB:870:U:C2'	23:BB:871:U:H5'	2.41	0.51
23:BB:939:G:O2'	23:BB:940:G:H5'	2.10	0.51
23:BB:986:C:O2'	23:BB:987:C:H5'	2.10	0.51
23:BB:996:A:H4'	44:BQ:91:ARG:CD	2.41	0.51
26:BD:90:PHE:CD2	26:BD:94:GLN:HG3	2.46	0.51
29:BE:150:THR:OG1	29:BE:151:GLY:N	2.44	0.51
29:BE:47:LYS:HA	29:BE:51:GLU:HG3	1.93	0.51
48:BG:23:ILE:HG21	48:BG:71:LEU:HD11	1.92	0.51
40:BH:124:THR:HG22	40:BH:125:THR:H	1.76	0.51
40:BH:68:ARG:NH2	40:BH:71:LYS:HB3	2.26	0.51
27:BK:63:VAL:HG21	27:BK:85:VAL:HG23	1.92	0.51
27:BK:97:THR:C	27:BK:98:ARG:HE	2.14	0.51
43:BO:52:SER:O	43:BO:58:ILE:HD12	2.10	0.51
35:BV:4:ILE:O	35:BV:63:ILE:HG23	2.10	0.51
35:BV:80:HIS:CD2	35:BV:83:LYS:HB2	2.45	0.51
1:CA:1161:C:O2'	1:CA:1162:C:H5'	2.10	0.51
1:CA:1316:G:H5'	1:CA:1317:C:OP2	2.09	0.51
1:CA:1325:C:O2'	1:CA:1326:U:H5'	2.09	0.51
1:CA:1405:G:O2'	1:CA:1406:U:H5'	2.10	0.51
1:CA:1415:G:O2'	1:CA:1416:G:H5'	2.10	0.51
1:CA:678:U:O2'	1:CA:679:C:H5'	2.10	0.51
1:CA:883:C:O2'	1:CA:884:U:H5'	2.10	0.51
20:CB:218:ALA:HA	20:CB:221:ARG:HG2	1.92	0.51
3:CD:151:GLN:HB3	3:CD:154:VAL:HG23	1.93	0.51
10:CK:65:ALA:O	10:CK:68:ARG:HB3	2.10	0.51
15:CP:26:ASN:OD1	15:CP:31:ARG:HD3	2.10	0.51

Continued on next page...

Continued from previous page...

Atom-1	Atom-2	Interatomic distance (Å)	Clash overlap (Å)
19:CT:53:MET:HA	19:CT:56:ILE:HD12	1.91	0.51
33:D1:24:LYS:NZ	33:D1:33:LEU:HB2	2.25	0.51
23:DB:1015:U:H2'	23:DB:1016:G:H8	1.76	0.51
23:DB:1355:G:O2'	23:DB:1356:G:H5'	2.10	0.51
23:DB:1690:A:H2'	23:DB:1691:C:O4'	2.10	0.51
23:DB:2344:U:H4'	23:DB:2345:G:OP1	2.10	0.51
23:DB:2462:C:H2'	23:DB:2463:C:C6	2.44	0.51
23:DB:2828:G:O2'	23:DB:2829:A:H5'	2.10	0.51
23:DB:2835:A:N6	23:DB:2878:U:H2'	2.25	0.51
23:DB:962:G:H2'	23:DB:963:U:H6	1.75	0.51
26:DD:178:VAL:HB	26:DD:188:LEU:CB	2.35	0.51
48:DG:122:ALA:HA	48:DG:132:LEU:HA	1.93	0.51
40:DH:90:LEU:HB2	40:DH:123:ARG:HA	1.93	0.51
40:DH:3:VAL:HA	40:DH:39:ALA:HB2	1.92	0.51
41:DJ:44:TYR:CE2	44:DQ:59:LEU:HD11	2.45	0.51
38:DM:127:LYS:CD	38:DM:127:LYS:H	2.18	0.51
46:DU:80:ASP:OD1	46:DU:95:PHE:HB3	2.09	0.51
35:DV:30:ILE:O	35:DV:37:PRO:HA	2.10	0.51
39:DX:7:ARG:HA	39:DX:7:ARG:NE	2.25	0.51
1:AA:1010:U:O2'	1:AA:1011:C:H5'	2.10	0.51
1:AA:1018:G:H2'	1:AA:1019:A:C8	2.45	0.51
1:AA:1151:A:O2'	1:AA:1152:A:H8	1.94	0.51
1:AA:151:A:H2'	1:AA:152:A:H5'	1.93	0.51
1:AA:454:G:O2'	1:AA:455:G:H5'	2.11	0.51
1:AA:45:G:H2'	1:AA:46:G:C8	2.46	0.51
1:AA:714:G:C2	1:AA:777:A:H1'	2.46	0.51
1:AA:818:G:C2'	1:AA:819:A:H5''	2.41	0.51
3:AD:117:VAL:O	3:AD:130:ASN:HA	2.10	0.51
3:AD:56:GLU:O	3:AD:60:VAL:HG12	2.11	0.51
5:AF:67:PRO:O	5:AF:70:VAL:HG22	2.11	0.51
7:AH:103:VAL:HG22	7:AH:124:ILE:HA	1.92	0.51
8:AI:23:GLY:HA3	8:AI:61:ASP:OD1	2.10	0.51
9:AJ:12:ALA:N	9:AJ:18:ILE:HD12	2.25	0.51
9:AJ:41:PRO:O	9:AJ:42:LEU:HB2	2.11	0.51
22:BA:95:U:H2'	22:BA:96:G:C8	2.46	0.51
23:BB:1050:A:H2'	23:BB:1051:G:C8	2.46	0.51
23:BB:1792:G:O2'	23:BB:1793:C:H5'	2.10	0.51
23:BB:2246:G:H2'	23:BB:2247:A:C8	2.46	0.51
23:BB:2290:G:H2'	23:BB:2291:U:C6	2.45	0.51
23:BB:2352:A:H2'	23:BB:2353:G:O4'	2.10	0.51
23:BB:2415:G:C4'	37:BL:66:PHE:HB2	2.40	0.51

Continued on next page...

Continued from previous page...

Atom-1	Atom-2	Interatomic distance (Å)	Clash overlap (Å)
23:BB:2458:G:H2'	23:BB:2458:G:N3	2.25	0.51
23:BB:2567:G:H2'	23:BB:2568:U:C6	2.45	0.51
23:BB:2588:G:H2'	23:BB:2589:A:O4'	2.10	0.51
23:BB:37:C:O2'	23:BB:38:A:H5'	2.11	0.51
23:BB:712:G:H2'	23:BB:713:G:O4'	2.11	0.51
23:BB:809:G:H2'	23:BB:810:U:H6	1.75	0.51
23:BB:857:G:O2'	23:BB:858:G:H5'	2.11	0.51
26:BD:174:SER:O	26:BD:175:LEU:HB2	2.11	0.51
26:BD:49:GLN:HE21	26:BD:79:LEU:HD12	1.75	0.51
29:BE:29:HIS:C	29:BE:31:VAL:H	2.14	0.51
47:BF:99:PHE:HA	47:BF:102:LEU:HD12	1.93	0.51
24:BI:17:ALA:O	24:BI:18:ASN:CB	2.59	0.51
27:BK:39:ILE:HD13	27:BK:39:ILE:H	1.76	0.51
27:BK:88:ASN:ND2	27:BK:89:ASN:N	2.59	0.51
38:BM:21:ALA:HB1	38:BM:100:LYS:HG2	1.93	0.51
38:BM:117:PHE:HA	38:BM:120:ALA:HB3	1.93	0.51
43:BO:53:THR:O	43:BO:59:ALA:HB2	2.11	0.51
28:BP:36:LYS:C	28:BP:37:LYS:HD3	2.30	0.51
49:BR:7:SER:HB2	49:BR:22:LEU:HD22	1.93	0.51
49:BR:74:ILE:HB	49:BR:87:GLN:O	2.11	0.51
45:BS:97:LEU:N	45:BS:97:LEU:HD22	2.25	0.51
1:CA:1200:C:H3'	1:CA:1201:A:H5'	1.92	0.51
1:CA:1328:C:O2'	1:CA:1329:A:H5'	2.11	0.51
1:CA:335:C:H2'	1:CA:336:A:H8	1.75	0.51
1:CA:598:U:H2'	1:CA:599:C:H6	1.76	0.51
1:CA:637:C:O2'	1:CA:638:U:H5'	2.11	0.51
2:CC:165:GLU:OE2	2:CC:165:GLU:HA	2.10	0.51
4:CE:99:SER:C	4:CE:101:GLY:H	2.14	0.51
5:CF:92:THR:O	5:CF:93:LYS:HB2	2.11	0.51
7:CH:31:LEU:O	7:CH:35:ILE:HG13	2.11	0.51
8:CI:19:PHE:O	8:CI:62:LEU:HA	2.11	0.51
9:CJ:12:ALA:CB	9:CJ:96:VAL:HG12	2.35	0.51
11:CL:106:VAL:CG2	11:CL:116:TYR:HB3	2.41	0.51
12:CM:16:ILE:HG23	12:CM:17:ALA:N	2.26	0.51
22:DA:59:A:H2'	22:DA:60:C:O4'	2.11	0.51
23:DB:1287:A:N7	42:DN:105:GLY:HA3	2.26	0.51
23:DB:151:C:H2'	23:DB:152:A:H8	1.76	0.51
23:DB:2037:A:H2'	23:DB:2038:G:H8	1.75	0.51
23:DB:225:C:O2'	23:DB:226:A:H5'	2.10	0.51
23:DB:2472:G:H2'	23:DB:2529:G:N2	2.26	0.51
23:DB:2732:G:C3'	23:DB:2733:A:H5'	2.39	0.51

Continued on next page...

Continued from previous page...

Atom-1	Atom-2	Interatomic distance (Å)	Clash overlap (Å)
25:DC:116:GLN:HG2	25:DC:117:SER:N	2.24	0.51
25:DC:140:VAL:HG12	25:DC:141:HIS:N	2.25	0.51
26:DD:179:ARG:HH11	26:DD:179:ARG:CB	2.24	0.51
47:DF:3:LEU:HD11	47:DF:172:PHE:CD1	2.45	0.51
24:DI:10:LEU:O	24:DI:10:LEU:HD12	2.10	0.51
27:DK:14:SER:HB2	27:DK:51:LYS:H	1.76	0.51
27:DK:88:ASN:ND2	27:DK:89:ASN:N	2.59	0.51
38:DM:21:ALA:HB1	38:DM:100:LYS:HG2	1.93	0.51
49:DR:24:LYS:HA	49:DR:94:THR:CG2	2.40	0.51
23:DB:988:A:P	30:DY:11:SER:HB3	2.50	0.51
1:AA:1176:A:H2'	1:AA:1177:G:O4'	2.10	0.51
1:AA:1198:G:H2'	1:AA:1199:U:C6	2.45	0.51
1:AA:1314:C:OP2	18:AS:5:LYS:HG2	2.11	0.51
1:AA:1492:A:H2'	1:AA:1493:A:O4'	2.11	0.51
1:AA:1530:G:HO2'	1:AA:1531:A:H8	1.56	0.51
2:AC:129:PHE:CD2	2:AC:156:LEU:HD22	2.45	0.51
2:AC:26:LYS:HE2	2:AC:27:GLU:HG3	1.91	0.51
3:AD:94:GLU:CD	3:AD:99:ASN:HD21	2.14	0.51
7:AH:124:ILE:HG22	7:AH:125:ILE:N	2.26	0.51
11:AL:23:LEU:HG	11:AL:24:GLU:N	2.25	0.51
1:AA:552:U:H4'	11:AL:82:ARG:HG2	1.93	0.51
13:AN:92:ILE:HG21	13:AN:95:LEU:HD22	1.93	0.51
16:AQ:11:VAL:HG23	16:AQ:56:ASP:O	2.10	0.51
17:AR:52:ARG:HH11	17:AR:52:ARG:HG3	1.76	0.51
31:B0:42:ILE:HG22	31:B0:43:THR:O	2.11	0.51
23:BB:2884:U:O2	31:B0:49:ARG:HG2	2.11	0.51
33:B1:3:GLY:C	33:B1:5:ARG:H	2.14	0.51
23:BB:1319:C:O2'	23:BB:1320:C:H5'	2.11	0.51
23:BB:2188:U:H2'	23:BB:2189:U:H6	1.76	0.51
23:BB:2282:G:H5''	23:BB:2283:C:O4'	2.11	0.51
23:BB:2365:G:O2'	52:BW:59:PHE:HE1	1.94	0.51
23:BB:2618:G:H2'	23:BB:2619:C:H6	1.76	0.51
25:BC:140:VAL:HG12	25:BC:141:HIS:N	2.24	0.51
47:BF:168:LEU:O	47:BF:170:ALA:N	2.43	0.51
42:BN:108:ALA:O	42:BN:110:MET:HE3	2.10	0.51
23:BB:1653:G:O6	42:BN:11:ASN:ND2	2.44	0.51
42:BN:83:LEU:HA	42:BN:86:ARG:CB	2.40	0.51
28:BP:103:THR:HG22	28:BP:104:GLY:H	1.76	0.51
39:BX:28:LEU:HB3	39:BX:43:LEU:HD21	1.93	0.51
51:BZ:30:LEU:CD2	51:BZ:30:LEU:H	2.21	0.51
1:CA:343:U:O2'	1:CA:344:A:H2'	2.10	0.51

Continued on next page...

Continued from previous page...

Atom-1	Atom-2	Interatomic distance (Å)	Clash overlap (Å)
1:CA:61:G:O2'	1:CA:62:U:H5'	2.10	0.51
1:CA:649:A:H2'	1:CA:650:G:O4'	2.11	0.51
20:CB:63:LYS:HG2	20:CB:224:ARG:NH1	2.25	0.51
1:CA:939:G:H5''	6:CG:101:ARG:NH2	2.26	0.51
7:CH:83:ARG:C	7:CH:84:ILE:HG13	2.31	0.51
10:CK:33:ILE:HG13	10:CK:73:VAL:HG21	1.92	0.51
10:CK:80:ASN:H	10:CK:80:ASN:ND2	2.09	0.51
11:CL:23:LEU:HG	11:CL:24:GLU:N	2.25	0.51
11:CL:49:ARG:N	11:CL:49:ARG:HD2	2.25	0.51
13:CN:50:LEU:HD23	13:CN:51:PRO:HD3	1.92	0.51
14:CO:5:THR:O	14:CO:8:THR:HB	2.10	0.51
22:DA:116:G:H4'	43:DO:54:VAL:HG22	1.92	0.51
23:DB:1495:A:H2'	23:DB:1496:A:C8	2.45	0.51
23:DB:2187:U:H2'	23:DB:2188:U:C6	2.44	0.51
23:DB:2354:C:H4'	52:DW:31:LEU:CD2	2.40	0.51
23:DB:2359:C:O2'	23:DB:2360:G:H5'	2.10	0.51
23:DB:237:C:O2'	23:DB:238:C:H5'	2.11	0.51
23:DB:2403:C:O2'	23:DB:2404:U:H5'	2.10	0.51
23:DB:2455:G:H2'	23:DB:2456:C:H6	1.74	0.51
23:DB:418:C:H2'	23:DB:419:U:H6	1.76	0.51
23:DB:720:U:H2'	23:DB:721:A:C8	2.45	0.51
23:DB:994:C:H3'	44:DQ:53:LYS:NZ	2.26	0.51
25:DC:75:ALA:CB	25:DC:95:TYR:HA	2.41	0.51
23:DB:2052:A:O4'	26:DD:147:GLY:HA3	2.10	0.51
26:DD:60:VAL:HA	26:DD:64:GLU:OE2	2.11	0.51
48:DG:23:ILE:HD11	48:DG:42:VAL:HG11	1.91	0.51
43:DO:7:ARG:HA	43:DO:10:ARG:CD	2.41	0.51
44:DQ:107:ALA:HB1	49:DR:48:LYS:HE2	1.93	0.51
45:DS:29:VAL:HG23	45:DS:70:LYS:HA	1.91	0.51
39:DX:34:SER:HB2	39:DX:36:GLN:OE1	2.11	0.51
51:DZ:68:LEU:HD22	51:DZ:78:TYR:CD1	2.45	0.51
51:DZ:5:CYS:SG	51:DZ:8:THR:HG23	2.51	0.51
1:AA:1123:U:H4'	9:AJ:39:PRO:HD2	1.93	0.51
1:AA:1147:C:O2'	8:AI:17:ARG:HD2	2.11	0.51
1:AA:1270:G:H2'	1:AA:1271:A:H8	1.75	0.51
1:AA:1366:C:H2'	1:AA:1367:C:H6	1.76	0.51
1:AA:212:G:H2'	1:AA:213:G:H8	1.76	0.51
1:AA:473:U:H2'	1:AA:474:G:C8	2.42	0.51
1:AA:764:C:H2'	1:AA:765:G:C5'	2.37	0.51
1:AA:820:U:H4'	1:AA:821:G:OP2	2.11	0.51
2:AC:106:ARG:HD2	2:AC:106:ARG:H	1.75	0.51

Continued on next page...

Continued from previous page...

Atom-1	Atom-2	Interatomic distance (Å)	Clash overlap (Å)
3:AD:110:ARG:HH11	3:AD:110:ARG:HG3	1.76	0.51
3:AD:60:VAL:CB	3:AD:194:ILE:HD11	2.37	0.51
6:AG:144:ALA:O	6:AG:145:GLU:HB3	2.10	0.51
10:AK:12:ARG:N	10:AK:76:TYR:HA	2.26	0.51
14:AO:78:TYR:CZ	14:AO:82:ILE:HD11	2.46	0.51
22:BA:48:U:H2'	22:BA:49:C:C6	2.46	0.51
23:BB:1229:C:H2'	23:BB:1230:A:C8	2.46	0.51
23:BB:2037:A:H2'	23:BB:2038:G:C8	2.45	0.51
23:BB:2314:A:H2'	23:BB:2315:G:H8	1.76	0.51
23:BB:256:A:O2'	23:BB:257:C:H5'	2.11	0.51
23:BB:2852:G:H2'	23:BB:2853:C:H6	1.75	0.51
23:BB:2786:U:H5'	26:BD:70:LYS:HG3	1.92	0.51
23:BB:2313:C:H5''	47:BF:87:LYS:HE2	1.93	0.51
40:BH:49:ALA:HB3	40:BH:50:ARG:NH2	2.25	0.51
40:BH:83:LYS:O	40:BH:91:PHE:HD1	1.93	0.51
42:BN:9:GLN:O	42:BN:11:ASN:N	2.43	0.51
43:BO:6:ALA:O	43:BO:10:ARG:HG3	2.11	0.51
28:BP:91:VAL:O	28:BP:92:ARG:HB3	2.11	0.51
44:BQ:104:ALA:O	44:BQ:106:THR:N	2.41	0.51
45:BS:33:LEU:HA	45:BS:36:LEU:HD23	1.92	0.51
50:BT:32:LEU:HG	50:BT:83:ALA:HB2	1.92	0.51
1:CA:1342:C:H2'	1:CA:1343:G:H8	1.74	0.51
1:CA:1458:G:H2'	1:CA:1459:G:H8	1.76	0.51
1:CA:549:C:H2'	1:CA:550:G:H8	1.74	0.51
20:CB:65:LYS:HB2	20:CB:158:ASP:OD2	2.10	0.51
7:CH:87:ARG:N	7:CH:90:GLU:HB2	2.26	0.51
8:CI:94:ARG:HA	8:CI:97:LEU:CG	2.40	0.51
12:CM:29:SER:O	12:CM:32:ILE:HG22	2.11	0.51
18:CS:68:HIS:HB3	18:CS:72:GLU:OE2	2.11	0.51
36:D2:19:ARG:O	36:D2:22:MET:HB2	2.11	0.51
23:DB:1220:G:H2'	23:DB:1221:C:C6	2.45	0.51
23:DB:1432:G:H2'	23:DB:1433:A:C8	2.45	0.51
23:DB:175:G:O2'	23:DB:176:A:H5'	2.11	0.51
23:DB:1785:A:O2'	23:DB:1786:A:H2'	2.11	0.51
23:DB:2088:A:H2'	23:DB:2089:C:C6	2.45	0.51
23:DB:2138:G:H2'	23:DB:2139:U:C6	2.46	0.51
23:DB:2708:G:O2'	23:DB:2709:G:H5'	2.11	0.51
23:DB:437:U:H2'	23:DB:438:G:C8	2.45	0.51
23:DB:718:A:H5'	23:DB:719:C:C5	2.45	0.51
23:DB:753:A:H2'	23:DB:754:U:C6	2.45	0.51
25:DC:34:GLU:O	25:DC:34:GLU:HG3	2.11	0.51

Continued on next page...

Continued from previous page...

Atom-1	Atom-2	Interatomic distance (Å)	Clash overlap (Å)
26:DD:11:MET:HA	26:DD:24:VAL:O	2.11	0.51
47:DF:11:VAL:HG21	47:DF:172:PHE:HE1	1.74	0.51
40:DH:121:VAL:HA	40:DH:123:ARG:HD3	1.93	0.51
40:DH:87:GLU:CD	40:DH:87:GLU:N	2.64	0.51
24:DI:79:LEU:HD11	24:DI:131:THR:OG1	2.11	0.51
51:DZ:39:TRP:HA	51:DZ:46:PHE:CD2	2.45	0.51
51:DZ:39:TRP:HE1	51:DZ:41:GLU:HG2	1.76	0.51
1:AA:342:C:O2'	1:AA:343:U:H5'	2.11	0.51
1:AA:113:G:O4'	1:AA:354:G:H4'	2.11	0.51
1:AA:420:U:O2'	1:AA:421:U:H5''	2.11	0.51
1:AA:58:C:O2'	1:AA:59:A:H5'	2.10	0.51
3:AD:103:ARG:NH2	3:AD:110:ARG:HH21	2.09	0.51
3:AD:147:LYS:C	3:AD:147:LYS:HZ2	2.13	0.51
8:AI:37:TYR:HE2	8:AI:74:GLN:HG2	1.76	0.51
1:AA:1060:U:C4'	9:AJ:54:SER:HB2	2.39	0.51
18:AS:20:LYS:HD2	18:AS:20:LYS:O	2.11	0.51
19:AT:54:GLN:HG3	19:AT:75:LYS:HE3	1.93	0.51
22:BA:54:G:H21	47:BF:25:MET:HE3	1.75	0.51
23:BB:1204:A:H1'	23:BB:1206:G:N7	2.26	0.51
23:BB:1316:U:H2'	23:BB:1317:G:C8	2.46	0.51
23:BB:1445:G:H2'	23:BB:1446:C:H6	1.76	0.51
23:BB:1387:A:H4'	23:BB:1469:A:H1'	1.93	0.51
23:BB:154:U:H2'	23:BB:155:A:H8	1.76	0.51
23:BB:1765:U:H2'	23:BB:1766:G:H8	1.76	0.51
23:BB:2289:G:O2'	23:BB:2290:G:H5'	2.11	0.51
23:BB:2321:U:O2	23:BB:2321:U:H3'	2.10	0.51
23:BB:2847:U:H5''	28:BP:94:ALA:CB	2.41	0.51
23:BB:584:C:H2'	23:BB:585:G:C8	2.45	0.51
23:BB:858:G:H21	23:BB:2268:A:C3'	2.19	0.51
23:BB:936:A:H2'	23:BB:937:C:C6	2.46	0.51
25:BC:144:GLU:HB3	25:BC:187:CYS:HB3	1.92	0.51
47:BF:3:LEU:HD21	47:BF:172:PHE:HB3	1.92	0.51
40:BH:125:THR:CB	40:BH:146:VAL:HB	2.40	0.51
41:BJ:58:ASN:HD22	41:BJ:61:LYS:HD2	1.76	0.51
42:BN:13:ASN:C	42:BN:15:SER:H	2.13	0.51
43:BO:6:ALA:CB	43:BO:10:ARG:HH11	2.24	0.51
28:BP:74:GLN:O	28:BP:76:HIS:N	2.44	0.51
44:BQ:57:ARG:HG2	44:BQ:57:ARG:HH11	1.76	0.51
49:BR:19:THR:HG22	49:BR:97:LYS:HA	1.93	0.51
50:BT:50:LEU:C	50:BT:52:GLU:H	2.14	0.51
35:BV:80:HIS:CD2	35:BV:83:LYS:H	2.29	0.51

Continued on next page...

Continued from previous page...

Atom-1	Atom-2	Interatomic distance (Å)	Clash overlap (Å)
1:CA:1154:G:O2'	1:CA:1155:A:H5'	2.11	0.51
1:CA:1186:G:H4'	8:CI:111:GLU:OE1	2.11	0.51
1:CA:1297:G:H1'	1:CA:1298:U:H5	1.74	0.51
1:CA:465:A:H2'	1:CA:466:A:H3'	1.92	0.51
1:CA:521:G:O2'	1:CA:522:C:H5'	2.10	0.51
1:CA:577:G:C6	1:CA:812:G:N2	2.79	0.51
1:CA:57:G:H2'	1:CA:58:C:C6	2.46	0.51
1:CA:602:A:O2'	1:CA:603:U:H5'	2.11	0.51
1:CA:612:C:H2'	1:CA:613:C:C6	2.45	0.51
3:CD:191:SER:O	3:CD:192:ALA:HB2	2.11	0.51
8:CI:20:ILE:HD13	8:CI:85:ALA:CB	2.41	0.51
10:CK:126:ARG:HB2	21:CU:33:ARG:HD2	1.91	0.51
1:CA:1226:C:H5''	12:CM:101:THR:CB	2.41	0.51
12:CM:15:VAL:CG2	12:CM:40:GLU:HB3	2.41	0.51
34:D3:20:GLY:HA3	34:D3:48:MET:HE1	1.92	0.51
22:DA:95:U:H2'	22:DA:96:G:C8	2.46	0.51
23:DB:1044:C:O3'	23:DB:1047:G:H5'	2.11	0.51
23:DB:1357:C:O2'	23:DB:1358:G:H5'	2.11	0.51
23:DB:1425:G:H2'	23:DB:1426:G:C8	2.46	0.51
23:DB:2305:U:H2'	23:DB:2306:C:O4'	2.11	0.51
23:DB:2314:A:H2'	23:DB:2315:G:H8	1.75	0.51
23:DB:834:G:O2'	23:DB:835:C:H5'	2.11	0.51
23:DB:927:A:H2'	23:DB:928:A:C8	2.46	0.51
25:DC:171:VAL:HG23	25:DC:185:ALA:CB	2.41	0.51
26:DD:7:LYS:HE2	26:DD:198:GLY:HA2	1.92	0.51
26:DD:90:PHE:CD2	26:DD:94:GLN:HG3	2.46	0.51
23:DB:1248:G:OP1	29:DE:44:ARG:NH1	2.44	0.51
47:DF:78:ILE:HA	47:DF:82:TYR:CG	2.46	0.51
48:DG:155:PRO:CA	48:DG:170:THR:HA	2.41	0.51
37:DL:57:LEU:HD13	37:DL:60:ARG:NH1	2.26	0.51
38:DM:117:PHE:HA	38:DM:120:ALA:HB3	1.93	0.51
28:DP:103:THR:HG22	28:DP:104:GLY:N	2.26	0.51
28:DP:20:ARG:HH21	28:DP:20:ARG:HG2	1.76	0.51
50:DT:50:LEU:C	50:DT:52:GLU:H	2.14	0.51
50:DT:29:THR:HA	50:DT:86:THR:HA	1.92	0.51
1:AA:1021:A:H2'	1:AA:1022:A:O4'	2.11	0.50
1:AA:1152:A:H2'	1:AA:1153:G:H8	1.75	0.50
1:AA:1333:A:H3'	1:AA:1334:G:H8	1.77	0.50
1:AA:188:C:H2'	1:AA:189:A:O4'	2.11	0.50
1:AA:213:G:H5''	1:AA:214:C:H5	1.76	0.50
1:AA:332:G:O2'	1:AA:333:U:H5'	2.11	0.50

Continued on next page...

Continued from previous page...

Atom-1	Atom-2	Interatomic distance (Å)	Clash overlap (Å)
1:AA:429:U:H4'	1:AA:430:A:O5'	2.11	0.50
1:AA:513:C:H2'	1:AA:514:C:H6	1.76	0.50
20:AB:96:LEU:HB2	20:AB:99:MET:CE	2.41	0.50
53:B6:133:ARG:NH1	53:B6:162:GLN:OE1	2.42	0.50
23:BB:1218:G:H2'	23:BB:1219:U:O4'	2.10	0.50
23:BB:1229:C:H2'	23:BB:1230:A:H8	1.76	0.50
23:BB:1277:G:H2'	23:BB:1278:C:O4'	2.11	0.50
23:BB:1515:A:H4'	23:BB:1556:C:O2'	2.10	0.50
23:BB:1942:C:C1'	53:B6:133:ARG:NH1	2.73	0.50
23:BB:1829:A:N6	23:BB:1977:A:N6	2.59	0.50
23:BB:2425:A:H5''	23:BB:2426:A:H3'	1.93	0.50
23:BB:244:A:H1'	23:BB:255:A:N6	2.27	0.50
23:BB:2757:A:H2'	23:BB:2757:A:N3	2.26	0.50
23:BB:431:U:O2'	23:BB:432:A:H5'	2.12	0.50
23:BB:779:U:O2'	23:BB:780:G:H5'	2.10	0.50
25:BC:255:LYS:C	25:BC:257:ARG:H	2.13	0.50
29:BE:29:HIS:O	29:BE:32:VAL:HG22	2.11	0.50
47:BF:79:ARG:O	47:BF:82:TYR:HB2	2.11	0.50
48:BG:108:PHE:H	48:BG:108:PHE:HD1	1.57	0.50
48:BG:132:LEU:HD23	48:BG:132:LEU:N	2.26	0.50
48:BG:155:PRO:CA	48:BG:170:THR:HA	2.41	0.50
24:BI:79:LEU:HD11	24:BI:131:THR:OG1	2.11	0.50
41:BJ:28:LEU:HD23	41:BJ:29:ALA:N	2.25	0.50
49:BR:24:LYS:HA	49:BR:94:THR:CG2	2.40	0.50
46:BU:27:VAL:CG2	46:BU:33:VAL:HG12	2.39	0.50
46:BU:73:ASN:C	46:BU:75:ALA:H	2.14	0.50
39:BX:7:ARG:NE	39:BX:7:ARG:HA	2.25	0.50
1:CA:1410:A:C6	1:CA:1491:G:C6	2.99	0.50
1:CA:1508:A:H2'	1:CA:1509:C:C6	2.46	0.50
1:CA:151:A:H2'	1:CA:152:A:H5'	1.93	0.50
1:CA:697:U:O2	1:CA:798:U:H1'	2.11	0.50
1:CA:921:U:H2'	1:CA:922:G:C8	2.45	0.50
3:CD:110:ARG:HG3	3:CD:110:ARG:HH11	1.76	0.50
4:CE:44:ARG:HD2	4:CE:72:ASN:ND2	2.26	0.50
4:CE:87:VAL:HG23	4:CE:91:SER:O	2.10	0.50
8:CI:118:ARG:HG2	8:CI:118:ARG:O	2.12	0.50
1:CA:1343:G:H1'	8:CI:122:ARG:NH1	2.24	0.50
12:CM:70:ARG:HH21	47:DF:136:ILE:CB	2.13	0.50
13:CN:40:ARG:NH1	18:CS:6:LYS:O	2.44	0.50
18:CS:48:ILE:HB	18:CS:59:VAL:CG2	2.41	0.50
18:CS:66:VAL:HG23	18:CS:67:GLY:H	1.76	0.50

Continued on next page...

Continued from previous page...

Atom-1	Atom-2	Interatomic distance (Å)	Clash overlap (Å)
34:D3:4:LYS:O	37:DL:48:ARG:NH2	2.41	0.50
32:D4:17:VAL:HG12	32:D4:18:LYS:N	2.20	0.50
53:D6:12:SER:OG	53:D6:13:HIS:N	2.44	0.50
23:DB:152:A:H2'	23:DB:153:U:H6	1.73	0.50
23:DB:2085:U:O2'	23:DB:2086:U:H5'	2.12	0.50
23:DB:2671:G:H2'	23:DB:2672:U:C6	2.46	0.50
23:DB:414:C:H2'	23:DB:415:A:H8	1.76	0.50
23:DB:755:U:H2'	23:DB:756:A:C8	2.47	0.50
29:DE:191:ASP:O	29:DE:194:LYS:HB3	2.11	0.50
48:DG:18:ILE:HA	48:DG:22:VAL:O	2.11	0.50
37:DL:42:SER:C	37:DL:44:GLY:H	2.14	0.50
44:DQ:4:LYS:HZ3	44:DQ:7:VAL:HG22	1.74	0.50
50:DT:81:LYS:HG3	50:DT:82:LYS:N	2.25	0.50
50:DT:55:VAL:CA	50:DT:87:LEU:HA	2.39	0.50
52:DW:24:ARG:HA	52:DW:66:VAL:N	2.26	0.50
1:AA:1001:C:H2'	1:AA:1002:G:H8	1.76	0.50
1:AA:1034:G:H2'	1:AA:1035:A:H5'	1.92	0.50
3:AD:100:VAL:HG21	3:AD:136:VAL:HG21	1.93	0.50
3:AD:164:ARG:HG3	3:AD:165:GLU:N	2.27	0.50
7:AH:26:MET:HB2	7:AH:27:PRO:HD2	1.93	0.50
8:AI:50:PRO:O	8:AI:54:VAL:HG22	2.10	0.50
8:AI:70:GLY:O	8:AI:74:GLN:HB2	2.11	0.50
10:AK:65:ALA:O	10:AK:68:ARG:HB3	2.11	0.50
11:AL:3:VAL:O	11:AL:7:VAL:HG23	2.11	0.50
13:AN:26:LEU:HD12	13:AN:44:VAL:HG13	1.92	0.50
14:AO:49:ASP:CG	14:AO:52:SER:HB2	2.31	0.50
10:AK:109:ILE:CG2	21:AU:16:ARG:HH12	2.24	0.50
34:B3:9:ALA:C	34:B3:11:LYS:H	2.13	0.50
22:BA:59:A:H2'	22:BA:60:C:O4'	2.11	0.50
23:BB:1495:A:H2'	23:BB:1496:A:C8	2.47	0.50
23:BB:1640:A:H2'	23:BB:1641:A:H8	1.76	0.50
23:BB:2341:G:H2'	23:BB:2342:C:H6	1.76	0.50
23:BB:285:G:H2'	23:BB:286:U:H6	1.76	0.50
23:BB:506:G:H4'	23:BB:509:C:O2	2.11	0.50
25:BC:181:ARG:NH2	25:BC:265:PHE:HB3	2.26	0.50
25:BC:6:LYS:O	25:BC:8:THR:HG23	2.10	0.50
29:BE:191:ASP:O	29:BE:194:LYS:HB3	2.11	0.50
47:BF:102:LEU:HD13	47:BF:102:LEU:O	2.11	0.50
48:BG:25:ILE:CG2	48:BG:78:VAL:HG21	2.42	0.50
27:BK:119:ALA:HB3	27:BK:120:PRO:HD3	1.94	0.50
43:BO:16:ARG:HD3	43:BO:19:GLN:NE2	2.26	0.50

Continued on next page...

Continued from previous page...

Atom-1	Atom-2	Interatomic distance (Å)	Clash overlap (Å)
41:BJ:41:LYS:O	44:BQ:66:ALA:HB1	2.10	0.50
51:BZ:71:LEU:HD12	51:BZ:78:TYR:CD2	2.44	0.50
1:CA:1366:C:H2'	1:CA:1367:C:H6	1.76	0.50
1:CA:1486:G:H2'	1:CA:1487:G:O4'	2.11	0.50
1:CA:256:U:H3'	1:CA:257:G:H8	1.76	0.50
1:CA:412:A:H1'	1:CA:413:G:C8	2.46	0.50
1:CA:429:U:H4'	1:CA:430:A:O5'	2.10	0.50
1:CA:46:G:O2'	1:CA:365:U:H1'	2.12	0.50
1:CA:864:A:H2'	1:CA:865:A:C8	2.47	0.50
3:CD:116:LEU:O	3:CD:122:ILE:HG12	2.11	0.50
5:CF:1:MET:HG2	5:CF:67:PRO:HB3	1.93	0.50
6:CG:26:VAL:HG12	6:CG:42:VAL:HG11	1.94	0.50
8:CI:22:PRO:HA	8:CI:60:LEU:CB	2.41	0.50
9:CJ:44:THR:HG23	9:CJ:69:THR:C	2.32	0.50
12:CM:10:ASP:HB2	12:CM:11:HIS:ND1	2.25	0.50
13:CN:50:LEU:CD2	13:CN:51:PRO:HD3	2.41	0.50
14:CO:71:LYS:HD3	14:CO:72:ARG:N	2.26	0.50
23:DB:1021:A:H61	23:DB:1142:A:H61	1.59	0.50
23:DB:1188:U:O2'	23:DB:1189:A:H5'	2.11	0.50
23:DB:1405:U:H2'	23:DB:1406:U:H6	1.75	0.50
23:DB:1418:G:H1'	23:DB:1580:A:H61	1.76	0.50
23:DB:1534:U:H6	23:DB:1534:U:O5'	1.94	0.50
23:DB:1577:C:H2'	23:DB:1578:U:C6	2.46	0.50
23:DB:1883:U:H2'	23:DB:1884:G:C1'	2.41	0.50
23:DB:1924:C:O2'	23:DB:1925:C:H5'	2.11	0.50
23:DB:1938:A:O2'	23:DB:1939:U:H5''	2.11	0.50
23:DB:1946:U:O2'	23:DB:1947:C:H5'	2.11	0.50
23:DB:2074:U:O2'	23:DB:2075:U:H5'	2.11	0.50
23:DB:2298:A:N1	23:DB:2321:U:C5	2.79	0.50
23:DB:2328:A:H2'	23:DB:2329:U:H6	1.77	0.50
23:DB:2367:G:O2'	23:DB:2368:C:H5'	2.11	0.50
23:DB:24:G:H1'	45:DS:77:ASP:HB3	1.92	0.50
23:DB:2580:U:H5'	26:DD:136:ASN:H	1.75	0.50
23:DB:337:C:H2'	23:DB:338:G:O4'	2.12	0.50
23:DB:359:G:H2'	23:DB:360:U:C5'	2.39	0.50
23:DB:679:C:H2'	23:DB:680:C:C6	2.46	0.50
25:DC:132:ARG:HA	25:DC:166:ARG:NH1	2.27	0.50
25:DC:209:ALA:HA	25:DC:212:TRP:NE1	2.26	0.50
23:DB:2598:A:H5''	25:DC:233:GLY:HA2	1.93	0.50
25:DC:180:MET:HB3	25:DC:267:VAL:HG23	1.93	0.50
29:DE:115:GLN:O	29:DE:117:ARG:HG3	2.11	0.50

Continued on next page...

Continued from previous page...

Atom-1	Atom-2	Interatomic distance (Å)	Clash overlap (Å)
29:DE:196:VAL:O	29:DE:200:LEU:HD23	2.10	0.50
40:DH:115:VAL:HB	40:DH:132:PHE:HD1	1.76	0.50
24:DI:27:LEU:HD23	24:DI:27:LEU:N	2.20	0.50
42:DN:49:GLU:OE2	42:DN:95:THR:HG22	2.11	0.50
42:DN:72:ASP:HB3	42:DN:75:ILE:CG1	2.41	0.50
28:DP:36:LYS:C	28:DP:37:LYS:HD3	2.32	0.50
44:DQ:57:ARG:NH2	44:DQ:92:LYS:HE2	2.26	0.50
41:DJ:41:LYS:O	44:DQ:66:ALA:HB1	2.11	0.50
35:DV:20:LEU:HB3	35:DV:25:LYS:O	2.11	0.50
52:DW:9:THR:OG1	52:DW:10:ARG:N	2.43	0.50
30:DY:56:VAL:HG12	30:DY:57:GLU:N	2.25	0.50
1:AA:1023:U:O2'	1:AA:1024:G:H5'	2.12	0.50
1:AA:171:A:H2'	1:AA:172:A:C8	2.46	0.50
1:AA:418:C:H2'	1:AA:419:C:H6	1.75	0.50
1:AA:682:G:O2'	1:AA:683:G:H5'	2.11	0.50
1:AA:991:U:H2'	1:AA:1212:U:O2	2.11	0.50
20:AB:64:GLY:O	20:AB:66:ILE:HG12	2.10	0.50
4:AE:155:LYS:HA	7:AH:65:PHE:CG	2.46	0.50
8:AI:118:ARG:HG2	8:AI:118:ARG:O	2.10	0.50
1:AA:1343:G:C1'	8:AI:122:ARG:HH12	2.25	0.50
10:AK:36:ARG:HG3	10:AK:36:ARG:HH11	1.75	0.50
14:AO:71:LYS:NZ	14:AO:72:ARG:HA	2.26	0.50
53:B6:31:GLY:HA2	53:B6:106:LEU:HD21	1.94	0.50
23:BB:1248:G:OP1	29:BE:44:ARG:NH1	2.44	0.50
23:BB:1370:C:H2'	23:BB:1371:G:C8	2.47	0.50
23:BB:1520:U:H2'	23:BB:1521:G:O4'	2.11	0.50
23:BB:2626:C:H2'	23:BB:2627:G:C8	2.47	0.50
23:BB:2760:C:C2'	23:BB:2761:A:H5'	2.42	0.50
25:BC:4:LYS:HE2	25:BC:5:CYS:H	1.76	0.50
26:BD:114:LYS:HD2	26:BD:116:LYS:HE3	1.92	0.50
26:BD:62:LYS:HB2	26:BD:63:PRO:HD3	1.93	0.50
29:BE:31:VAL:HG21	29:BE:104:ALA:HB2	1.93	0.50
47:BF:59:ILE:HG12	47:BF:137:PHE:CE2	2.46	0.50
23:BB:2840:C:H5''	42:BN:53:THR:HG21	1.93	0.50
42:BN:81:ASN:O	42:BN:85:PRO:HD2	2.11	0.50
22:BA:114:C:H1'	43:BO:47:VAL:HG21	1.94	0.50
28:BP:3:ILE:HG23	28:BP:4:ILE:N	2.27	0.50
52:BW:49:ASN:C	52:BW:50:VAL:HG22	2.32	0.50
1:CA:1157:A:H4'	1:CA:1158:C:O5'	2.10	0.50
1:CA:1303:C:H2'	1:CA:1304:G:O4'	2.12	0.50
1:CA:1333:A:H3'	1:CA:1334:G:H8	1.75	0.50

Continued on next page...

Continued from previous page...

Atom-1	Atom-2	Interatomic distance (Å)	Clash overlap (Å)
1:CA:144:G:H2'	1:CA:145:G:O4'	2.12	0.50
1:CA:454:G:O2'	1:CA:455:G:H5'	2.11	0.50
5:CF:13:ASP:O	5:CF:14:GLN:HG2	2.12	0.50
6:CG:144:ALA:O	6:CG:145:GLU:HB3	2.12	0.50
8:CI:5:TYR:HD1	8:CI:20:ILE:HG22	1.76	0.50
12:CM:12:LYS:O	12:CM:43:LYS:HA	2.12	0.50
13:CN:92:ILE:HG21	13:CN:95:LEU:HD22	1.94	0.50
15:CP:4:ILE:O	15:CP:71:VAL:HG11	2.10	0.50
19:CT:60:GLN:HB3	19:CT:65:LEU:HD23	1.93	0.50
33:D1:9:LYS:HD3	33:D1:9:LYS:N	2.24	0.50
22:DA:13:G:H2'	22:DA:14:U:H5''	1.92	0.50
22:DA:48:U:H2'	22:DA:49:C:H6	1.77	0.50
22:DA:52:A:C2'	22:DA:53:A:H5'	2.41	0.50
23:DB:1720:U:C2'	23:DB:1721:G:H5'	2.41	0.50
23:DB:1778:U:H2'	23:DB:1784:A:H62	1.77	0.50
23:DB:1848:A:H2'	23:DB:1849:G:H8	1.76	0.50
23:DB:2026:U:H2'	23:DB:2027:G:C8	2.46	0.50
23:DB:528:A:N1	23:DB:2042:A:H2'	2.26	0.50
23:DB:2351:G:H2'	23:DB:2365:G:H22	1.76	0.50
23:DB:531:C:H5''	23:DB:532:A:C5	2.46	0.50
25:DC:129:LEU:HB3	25:DC:134:ILE:HG22	1.92	0.50
25:DC:20:ASN:HD22	25:DC:23:LEU:HD13	1.76	0.50
26:DD:125:TRP:CD2	26:DD:160:LYS:HB3	2.47	0.50
26:DD:34:VAL:HA	26:DD:50:VAL:HG12	1.92	0.50
29:DE:193:VAL:O	29:DE:197:GLU:HB2	2.11	0.50
40:DH:4:ILE:HA	40:DH:18:GLN:HA	1.92	0.50
24:DI:23:VAL:HG12	24:DI:27:LEU:HD21	1.93	0.50
38:DM:19:GLY:C	38:DM:20:LEU:HD22	2.32	0.50
28:DP:29:VAL:HG12	28:DP:80:VAL:HA	1.93	0.50
23:DB:309:A:H4'	46:DU:15:GLY:HA3	1.93	0.50
52:DW:66:VAL:HA	52:DW:81:ILE:HG22	1.93	0.50
52:DW:46:ALA:HB2	52:DW:78:PHE:CD1	2.47	0.50
1:AA:1009:U:H1'	1:AA:1021:A:C2	2.47	0.50
1:AA:169:C:O2'	1:AA:170:U:H5'	2.11	0.50
1:AA:284:C:O2'	1:AA:285:C:H5'	2.12	0.50
1:AA:57:G:H2'	1:AA:58:C:C6	2.46	0.50
1:AA:651:C:H2'	1:AA:652:U:C6	2.46	0.50
1:AA:711:G:O2'	1:AA:712:A:H5'	2.12	0.50
1:AA:806:C:H2'	1:AA:807:A:H8	1.76	0.50
1:AA:95:C:O2	1:AA:95:C:H2'	2.11	0.50
20:AB:120:SER:HA	20:AB:125:PHE:CD1	2.46	0.50

Continued on next page...

Continued from previous page...

Atom-1	Atom-2	Interatomic distance (Å)	Clash overlap (Å)
20:AB:159:ALA:HB1	20:AB:183:PHE:HE1	1.76	0.50
8:AI:19:PHE:O	8:AI:62:LEU:HA	2.12	0.50
12:AM:21:ILE:HG23	12:AM:65:GLU:OE2	2.11	0.50
1:AA:1202:U:O2	13:AN:66:THR:HG21	2.10	0.50
14:AO:5:THR:O	14:AO:8:THR:HB	2.11	0.50
15:AP:22:ALA:HB2	15:AP:32:PHE:HA	1.94	0.50
23:BB:2814:A:C4'	31:B0:25:THR:HG21	2.40	0.50
33:B1:8:ILE:HG13	33:B1:51:ALA:HA	1.94	0.50
34:B3:7:ARG:HG3	34:B3:7:ARG:NH1	2.25	0.50
53:B6:32:ARG:HH22	53:B6:88:LEU:C	2.14	0.50
23:BB:1258:U:H2'	23:BB:1259:G:C8	2.46	0.50
23:BB:1829:A:H2'	23:BB:1830:C:H5'	1.93	0.50
23:BB:2135:A:N6	23:BB:2156:G:O2'	2.39	0.50
23:BB:225:C:O2'	23:BB:226:A:H5'	2.11	0.50
23:BB:2590:A:H2'	23:BB:2591:C:H6	1.76	0.50
23:BB:608:A:H2'	23:BB:609:A:H8	1.76	0.50
23:BB:634:C:H2'	23:BB:635:C:C6	2.46	0.50
23:BB:6:A:O2'	23:BB:7:G:H5'	2.11	0.50
23:BB:920:A:H2'	23:BB:921:C:O4'	2.11	0.50
23:BB:988:A:O5'	30:BY:11:SER:HB3	2.11	0.50
25:BC:12:ARG:HA	25:BC:15:VAL:HG23	1.93	0.50
25:BC:221:GLY:O	25:BC:223:ALA:N	2.45	0.50
26:BD:114:LYS:HE3	26:BD:116:LYS:HG2	1.93	0.50
47:BF:99:PHE:HA	47:BF:102:LEU:CD1	2.42	0.50
47:BF:92:GLY:O	47:BF:95:MET:HB3	2.11	0.50
43:BO:5:SER:HA	43:BO:8:ILE:CD1	2.41	0.50
50:BT:81:LYS:HG3	50:BT:82:LYS:N	2.26	0.50
46:BU:11:ILE:HD13	46:BU:20:LYS:H	1.76	0.50
1:CA:1320:C:N3	18:CS:35:ARG:HD3	2.25	0.50
1:CA:169:C:O2'	1:CA:170:U:H5'	2.11	0.50
1:CA:415:A:N1	1:CA:428:G:O6	2.44	0.50
2:CC:53:ARG:HG2	2:CC:54:ILE:H	1.76	0.50
3:CD:71:PHE:O	3:CD:74:TYR:HB2	2.11	0.50
4:CE:114:LEU:HD13	4:CE:122:VAL:HG21	1.93	0.50
10:CK:43:TRP:HZ3	10:CK:45:THR:HG22	1.75	0.50
12:CM:28:ARG:NH1	12:CM:32:ILE:HD12	2.27	0.50
12:CM:49:GLU:HG3	12:CM:53:ASP:OD1	2.11	0.50
13:CN:17:ASP:HA	13:CN:21:ALA:CB	2.41	0.50
13:CN:30:ILE:HG21	13:CN:44:VAL:CG2	2.34	0.50
31:D0:39:ARG:O	31:D0:40:HIS:HB2	2.11	0.50
33:D1:8:ILE:HG13	33:D1:51:ALA:HA	1.93	0.50

Continued on next page...

Continued from previous page...

Atom-1	Atom-2	Interatomic distance (Å)	Clash overlap (Å)
22:DA:88:C:H2'	22:DA:89:U:C6	2.46	0.50
23:DB:1443:U:H2'	23:DB:1444:G:C8	2.47	0.50
23:DB:1445:G:H2'	23:DB:1446:C:C6	2.47	0.50
23:DB:1830:C:H2'	23:DB:1831:G:H8	1.75	0.50
23:DB:2041:U:H2'	23:DB:2042:A:H8	1.76	0.50
23:DB:2385:C:H2'	23:DB:2386:A:H8	1.77	0.50
23:DB:2699:C:H2'	23:DB:2700:A:C8	2.46	0.50
23:DB:622:G:OP1	37:DL:103:ILE:HD13	2.12	0.50
23:DB:687:C:H2'	23:DB:688:U:O4'	2.11	0.50
23:DB:811:U:OP2	37:DL:20:GLY:HA2	2.12	0.50
25:DC:64:VAL:HG11	25:DC:66:PHE:CE2	2.47	0.50
23:DB:1257:C:H5'	29:DE:78:TRP:CZ3	2.46	0.50
47:DF:102:LEU:HA	47:DF:106:ALA:HB3	1.93	0.50
47:DF:78:ILE:N	47:DF:78:ILE:HD12	2.26	0.50
24:DI:129:GLU:HB3	24:DI:133:ARG:HH12	1.76	0.50
42:DN:101:GLY:O	42:DN:102:PHE:HB2	2.11	0.50
42:DN:2:ARG:HA	42:DN:5:LYS:HD3	1.93	0.50
35:DV:76:ASP:C	38:DM:136:MET:HE3	2.31	0.50
35:DV:79:ARG:HA	35:DV:86:LEU:HA	1.91	0.50
52:DW:35:ILE:HG13	52:DW:57:THR:OG1	2.11	0.50
1:AA:1479:C:H2'	1:AA:1480:A:H8	1.77	0.50
1:AA:598:U:H2'	1:AA:599:C:C6	2.47	0.50
1:AA:575:G:HO2'	1:AA:821:G:H5'	1.77	0.50
20:AB:128:LEU:CD1	20:AB:129:THR:H	2.23	0.50
2:AC:171:ARG:HB2	2:AC:171:ARG:HH11	1.76	0.50
4:AE:99:SER:C	4:AE:101:GLY:H	2.15	0.50
7:AH:87:ARG:N	7:AH:90:GLU:HB2	2.26	0.50
13:AN:30:ILE:O	13:AN:40:ARG:HA	2.12	0.50
13:AN:63:CYS:HB2	13:AN:79:SER:HB3	1.92	0.50
15:AP:71:VAL:HG13	15:AP:72:ALA:N	2.26	0.50
19:AT:15:LYS:HD3	19:AT:18:LYS:HE3	1.94	0.50
22:BA:28:C:H5'	22:BA:29:A:OP2	2.11	0.50
23:BB:1599:U:H2'	23:BB:1600:C:H6	1.77	0.50
23:BB:1900:A:N1	23:BB:1970:A:C6	2.80	0.50
23:BB:2306:C:C3'	23:BB:2307:G:H5'	2.38	0.50
23:BB:784:G:H5''	25:BC:225:ASN:OD1	2.11	0.50
23:BB:1813:G:H1'	25:BC:49:THR:OG1	2.12	0.50
25:BC:64:VAL:HG11	25:BC:66:PHE:CE2	2.47	0.50
26:BD:102:ALA:HA	26:BD:180:VAL:HG21	1.93	0.50
26:BD:40:LEU:HA	26:BD:45:TYR:H	1.77	0.50
29:BE:106:LYS:HE2	29:BE:200:LEU:HB3	1.94	0.50

Continued on next page...

Continued from previous page...

Atom-1	Atom-2	Interatomic distance (Å)	Clash overlap (Å)
38:BM:49:ALA:HA	38:BM:123:LYS:HG3	1.94	0.50
43:BO:14:ALA:O	43:BO:18:LEU:HB2	2.12	0.50
45:BS:96:ILE:HG23	45:BS:96:ILE:O	2.11	0.50
50:BT:39:THR:HG22	50:BT:42:GLU:CG	2.39	0.50
1:CA:1001:C:H2'	1:CA:1002:G:H8	1.75	0.50
1:CA:140:U:H2'	1:CA:141:G:C8	2.45	0.50
1:CA:1527:U:O2'	1:CA:1528:U:H5'	2.11	0.50
1:CA:767:A:H2'	1:CA:768:A:H8	1.77	0.50
3:CD:12:ARG:HG2	3:CD:33:ILE:HA	1.93	0.50
3:CD:34:GLU:O	3:CD:34:GLU:HG3	2.10	0.50
4:CE:9:GLU:O	4:CE:40:ASP:HA	2.12	0.50
5:CF:64:VAL:HG12	5:CF:65:GLU:N	2.26	0.50
5:CF:3:HIS:CE1	5:CF:65:GLU:HG3	2.46	0.50
6:CG:19:SER:HB2	6:CG:21:LEU:HD21	1.94	0.50
1:CA:538:G:OP2	11:CL:111:GLN:HB2	2.11	0.50
15:CP:23:ASP:CG	15:CP:25:ARG:HE	2.14	0.50
16:CQ:45:VAL:HG21	16:CQ:60:ILE:HG21	1.92	0.50
23:DB:1047:G:H1'	23:DB:1111:A:N6	2.26	0.50
23:DB:1495:A:H2'	23:DB:1496:A:H8	1.77	0.50
23:DB:2106:U:H2'	23:DB:2107:G:H8	1.76	0.50
23:DB:2497:A:H5''	57:DB:3696:HOH:O	2.10	0.50
23:DB:2720:U:H5''	28:DP:52:ARG:HH21	1.73	0.50
23:DB:41:C:H2'	23:DB:42:A:O4'	2.10	0.50
23:DB:765:C:O2'	23:DB:766:U:H5'	2.11	0.50
23:DB:817:C:H2'	23:DB:818:G:O4'	2.11	0.50
23:DB:962:G:H2'	23:DB:963:U:C6	2.46	0.50
25:DC:93:VAL:HG21	25:DC:115:ILE:HD11	1.92	0.50
25:DC:90:ILE:HD13	25:DC:103:ILE:O	2.11	0.50
26:DD:107:VAL:HA	26:DD:204:LYS:O	2.12	0.50
29:DE:29:HIS:O	29:DE:32:VAL:HG22	2.11	0.50
48:DG:108:PHE:HE1	48:DG:151:ARG:HD3	1.75	0.50
48:DG:140:ILE:HD12	48:DG:141:GLY:N	2.27	0.50
40:DH:131:SER:OG	40:DH:132:PHE:N	2.45	0.50
43:DO:6:ALA:HB3	43:DO:10:ARG:HH11	1.76	0.50
43:DO:15:ARG:HH21	43:DO:95:SER:HB3	1.75	0.50
43:DO:16:ARG:HD3	43:DO:19:GLN:NE2	2.27	0.50
43:DO:52:SER:OG	43:DO:54:VAL:HG12	2.10	0.50
26:DD:10:GLY:HA2	28:DP:4:ILE:HD11	1.94	0.50
23:DB:30:G:OP1	44:DQ:4:LYS:HG2	2.12	0.50
49:DR:32:THR:HA	49:DR:61:ALA:O	2.11	0.50
1:AA:502:A:H4'	1:AA:550:G:H4'	1.93	0.50

Continued on next page...

Continued from previous page...

Atom-1	Atom-2	Interatomic distance (Å)	Clash overlap (Å)
1:AA:559:A:H4'	1:AA:560:A:H3'	1.93	0.50
1:AA:649:A:H2'	1:AA:650:G:O4'	2.12	0.50
3:AD:191:SER:O	3:AD:192:ALA:HB2	2.11	0.50
8:AI:122:ARG:NH1	8:AI:122:ARG:HG3	2.26	0.50
10:AK:70:ALA:C	10:AK:72:ALA:H	2.15	0.50
12:AM:12:LYS:O	12:AM:43:LYS:HA	2.11	0.50
12:AM:19:THR:HG22	12:AM:29:SER:CB	2.42	0.50
12:AM:79:LEU:HB3	12:AM:84:CYS:SG	2.51	0.50
15:AP:23:ASP:CG	15:AP:25:ARG:HE	2.15	0.50
15:AP:4:ILE:O	15:AP:71:VAL:HG11	2.11	0.50
19:AT:53:MET:O	19:AT:57:VAL:HG22	2.11	0.50
23:BB:146:A:H2'	23:BB:147:C:C6	2.46	0.50
23:BB:1768:C:O2'	23:BB:1958:C:H4'	2.12	0.50
23:BB:2518:A:H2'	23:BB:2518:A:N3	2.27	0.50
23:BB:2592:G:H2'	23:BB:2593:U:O4'	2.12	0.50
23:BB:181:A:H1'	23:BB:435:C:H5'	1.92	0.50
23:BB:523:C:H4'	23:BB:540:C:O2	2.11	0.50
26:BD:38:LYS:HD3	26:BD:45:TYR:OH	2.12	0.50
47:BF:131:VAL:HG23	47:BF:133:GLU:H	1.77	0.50
47:BF:177:ARG:HA	47:BF:177:ARG:NE	2.26	0.50
47:BF:3:LEU:HD11	47:BF:172:PHE:CD1	2.47	0.50
48:BG:84:LYS:HG3	48:BG:131:VAL:HB	1.94	0.50
24:BI:29:GLN:HA	24:BI:29:GLN:HE21	1.76	0.50
41:BJ:98:GLU:HB3	41:BJ:124:VAL:HG21	1.93	0.50
37:BL:77:ILE:HB	37:BL:109:LYS:O	2.11	0.50
23:BB:955:U:H5'	38:BM:86:LYS:HE2	1.93	0.50
44:BQ:57:ARG:NH2	44:BQ:92:LYS:HE2	2.25	0.50
50:BT:38:ALA:HB3	50:BT:81:LYS:NZ	2.26	0.50
50:BT:31:VAL:HA	50:BT:84:TYR:H	1.76	0.50
35:BV:14:LYS:CE	35:BV:18:ARG:HH21	2.24	0.50
1:CA:279:A:H5'	1:CA:281:G:C5'	2.41	0.50
1:CA:987:G:H2'	1:CA:988:G:H8	1.76	0.50
5:CF:3:HIS:CG	5:CF:92:THR:HG23	2.46	0.50
6:CG:15:PRO:HG2	6:CG:43:TYR:OH	2.12	0.50
1:CA:1367:C:H5''	8:CI:115:VAL:HG23	1.93	0.50
12:CM:90:HIS:HA	12:CM:108:ARG:NH2	2.26	0.50
14:CO:22:THR:HA	14:CO:27:VAL:HG11	1.94	0.50
14:CO:33:THR:HG23	14:CO:63:ARG:NH1	2.27	0.50
15:CP:71:VAL:HG13	15:CP:72:ALA:N	2.27	0.50
17:CR:34:GLU:N	17:CR:34:GLU:CD	2.63	0.50
18:CS:80:ARG:HA	18:CS:80:ARG:HE	1.74	0.50

Continued on next page...

Continued from previous page...

Atom-1	Atom-2	Interatomic distance (Å)	Clash overlap (Å)
34:D3:50:SER:C	34:D3:52:GLY:H	2.14	0.50
23:DB:159:G:O2'	23:DB:160:A:H5''	2.12	0.50
23:DB:1777:U:O2'	23:DB:1778:U:H5'	2.11	0.50
23:DB:1883:U:H2'	23:DB:1884:G:H1'	1.93	0.50
23:DB:2408:U:O2'	23:DB:2409:G:H5'	2.12	0.50
23:DB:622:G:H2'	23:DB:623:C:H6	1.77	0.50
25:DC:166:ARG:HB3	25:DC:171:VAL:HG22	1.92	0.50
26:DD:39:ASP:HB3	26:DD:42:ASN:HB3	1.93	0.50
29:DE:126:VAL:CG2	29:DE:133:LEU:HB2	2.42	0.50
47:DF:107:VAL:HB	47:DF:108:PRO:HD3	1.93	0.50
38:DM:40:ARG:HB3	38:DM:95:LEU:HD12	1.93	0.50
52:DW:37:VAL:CG1	52:DW:38:ARG:H	2.21	0.50
1:AA:1240:U:O4	6:AG:29:LEU:HG	2.12	0.50
1:AA:1325:C:O2'	1:AA:1326:U:H5'	2.12	0.50
1:AA:977:A:H1'	1:AA:982:U:O4	2.12	0.50
20:AB:65:LYS:HA	20:AB:89:PHE:CE1	2.43	0.50
20:AB:94:ARG:N	20:AB:94:ARG:NE	2.54	0.50
2:AC:140:ALA:HB3	2:AC:148:ILE:HD12	1.93	0.50
3:AD:12:ARG:HG2	3:AD:33:ILE:HA	1.93	0.50
6:AG:115:MET:HA	6:AG:118:ARG:HD2	1.94	0.50
4:AE:82:HIS:CD2	7:AH:95:MET:HG3	2.47	0.50
10:AK:33:ILE:CB	10:AK:73:VAL:HG11	2.30	0.50
12:AM:12:LYS:H	12:AM:44:ILE:CD1	2.25	0.50
13:AN:7:ALA:O	13:AN:11:LYS:HG2	2.11	0.50
12:AM:78:ARG:NH2	18:AS:64:GLU:HB2	2.26	0.50
19:AT:57:VAL:HG23	19:AT:58:ASP:H	1.76	0.50
31:B0:39:ARG:O	31:B0:40:HIS:HB2	2.11	0.50
33:B1:44:GLN:OE1	33:B1:44:GLN:HA	2.12	0.50
23:BB:1113:U:H2'	23:BB:1114:C:C6	2.47	0.50
23:BB:1244:A:O2'	23:BB:1245:G:H5'	2.12	0.50
23:BB:1405:U:H2'	23:BB:1406:U:H6	1.74	0.50
23:BB:1641:A:H2'	23:BB:1642:G:O4'	2.12	0.50
23:BB:18:U:H2'	23:BB:19:A:C8	2.45	0.50
23:BB:2457:U:O2'	23:BB:2458:G:H5'	2.11	0.50
23:BB:2458:G:H1'	23:BB:2460:U:O4	2.12	0.50
23:BB:80:G:N3	23:BB:294:A:C2	2.79	0.50
23:BB:549:G:H4'	23:BB:550:C:C6	2.47	0.50
23:BB:63:A:H2'	23:BB:63:A:OP2	2.12	0.50
23:BB:871:U:H2'	23:BB:872:U:C6	2.45	0.50
25:BC:75:ALA:CB	25:BC:95:TYR:HA	2.42	0.50
29:BE:75:SER:O	29:BE:78:TRP:N	2.45	0.50

Continued on next page...

Continued from previous page...

Atom-1	Atom-2	Interatomic distance (Å)	Clash overlap (Å)
47:BF:102:LEU:HA	47:BF:106:ALA:HB3	1.93	0.50
47:BF:69:ALA:HB3	47:BF:80:GLN:O	2.11	0.50
40:BH:3:VAL:HA	40:BH:39:ALA:HB2	1.94	0.50
41:BJ:3:THR:HB	41:BJ:44:TYR:OH	2.12	0.50
27:BK:107:LEU:C	27:BK:109:SER:H	2.15	0.50
27:BK:47:ILE:HG23	27:BK:48:PRO:HD2	1.94	0.50
37:BL:89:VAL:HG23	37:BL:123:ARG:HB2	1.94	0.50
23:BB:958:U:N3	38:BM:16:ARG:HB3	2.27	0.50
44:BQ:96:ASP:C	44:BQ:98:ALA:N	2.65	0.50
52:BW:24:ARG:HA	52:BW:66:VAL:N	2.27	0.50
1:CA:1423:G:H2'	1:CA:1424:U:C6	2.46	0.50
1:CA:453:G:H2'	1:CA:454:G:C8	2.47	0.50
1:CA:640:A:O2'	1:CA:641:U:H5'	2.12	0.50
1:CA:91:U:O5'	1:CA:91:U:H6	1.95	0.50
2:CC:129:PHE:CD2	2:CC:156:LEU:HD22	2.45	0.50
6:CG:68:VAL:HG13	6:CG:133:ALA:HB1	1.94	0.50
9:CJ:52:LEU:CD1	9:CJ:52:LEU:H	2.17	0.50
19:CT:43:LYS:HD3	19:CT:43:LYS:H	1.76	0.50
21:CU:42:THR:HB	21:CU:46:ARG:NH2	2.26	0.50
33:D1:49:LYS:HG3	33:D1:50:GLU:N	2.22	0.50
23:DB:2361:G:OP1	34:D3:25:HIS:HA	2.12	0.50
53:D6:80:GLU:HG3	53:D6:92:PRO:HG2	1.92	0.50
22:DA:16:G:O2'	22:DA:17:C:H5'	2.11	0.50
23:DB:1330:C:O2'	23:DB:1331:G:H5'	2.12	0.50
23:DB:141:G:O6	50:DT:2:ILE:HG21	2.10	0.50
23:DB:1551:A:H5''	23:DB:1552:A:OP2	2.12	0.50
23:DB:1827:U:O2'	23:DB:1828:G:H5'	2.11	0.50
23:DB:1915:U:H2'	23:DB:1916:A:H8	1.74	0.50
23:DB:2543:G:H2'	23:DB:2544:G:C8	2.47	0.50
23:DB:2729:G:H2'	23:DB:2730:C:C6	2.47	0.50
23:DB:2840:C:H2'	23:DB:2841:C:H6	1.75	0.50
23:DB:2840:C:O2'	23:DB:2841:C:H5'	2.12	0.50
23:DB:408:G:O2'	23:DB:409:G:H5'	2.12	0.50
23:DB:522:A:H2'	23:DB:523:C:C6	2.47	0.50
23:DB:576:U:H2'	23:DB:577:G:C8	2.46	0.50
23:DB:679:C:O2'	23:DB:680:C:H5'	2.11	0.50
26:DD:114:LYS:HD2	26:DD:116:LYS:HZ1	1.76	0.50
29:DE:23:PHE:HA	29:DE:107:SER:OG	2.11	0.50
24:DI:17:ALA:C	24:DI:19:PRO:HD3	2.31	0.50
37:DL:142:ILE:N	37:DL:142:ILE:HD12	2.27	0.50
42:DN:72:ASP:C	42:DN:74:GLU:H	2.14	0.50

Continued on next page...

Continued from previous page...

Atom-1	Atom-2	Interatomic distance (Å)	Clash overlap (Å)
43:DO:105:ALA:C	43:DO:107:ALA:H	2.14	0.50
28:DP:4:ILE:O	28:DP:6:GLN:N	2.44	0.50
52:DW:51:GLY:HA3	52:DW:59:PHE:HB3	1.93	0.50
1:AA:818:G:C3'	1:AA:819:A:H5''	2.42	0.50
6:AG:91:ARG:HB3	6:AG:92:PRO:HD2	1.94	0.50
12:AM:1:ALA:CA	12:AM:8:ILE:HG22	2.42	0.50
16:AQ:56:ASP:N	16:AQ:81:ALA:HB2	2.26	0.50
21:AU:39:LYS:N	21:AU:40:PRO:CD	2.75	0.50
34:B3:44:ARG:N	34:B3:45:PRO:HD2	2.27	0.50
53:B6:113:ASP:HA	53:B6:116:ARG:CD	2.39	0.50
23:BB:1060:U:O4	24:BI:131:THR:HG22	2.12	0.50
23:BB:1080:A:O2'	23:BB:1081:U:H5'	2.11	0.50
23:BB:1439:A:N7	23:BB:1440:U:C2	2.79	0.50
23:BB:1461:C:H2'	23:BB:1462:C:H6	1.77	0.50
23:BB:1683:U:H2'	23:BB:1684:G:H8	1.77	0.50
23:BB:1692:U:H2'	23:BB:1694:C:C4	2.47	0.50
23:BB:1793:C:H2'	23:BB:1794:A:C8	2.47	0.50
23:BB:2247:A:H3'	57:BB:3266:HOH:O	2.11	0.50
23:BB:2732:G:C3'	23:BB:2733:A:H5'	2.39	0.50
23:BB:572:A:H3'	23:BB:573:U:O4'	2.11	0.50
23:BB:852:U:H2'	23:BB:853:C:H6	1.75	0.50
25:BC:15:VAL:HG22	25:BC:205:GLY:HA3	1.93	0.50
26:BD:148:GLN:HG3	26:BD:152:PRO:CB	2.39	0.50
47:BF:110:ILE:HG21	47:BF:113:PHE:HB3	1.93	0.50
47:BF:11:VAL:O	47:BF:12:VAL:HB	2.11	0.50
48:BG:144:ALA:HB1	48:BG:163:TYR:HE1	1.77	0.50
23:BB:2529:G:H4'	48:BG:174:LYS:CG	2.39	0.50
48:BG:18:ILE:HA	48:BG:22:VAL:O	2.12	0.50
40:BH:128:HIS:HB3	40:BH:144:VAL:HB	1.92	0.50
40:BH:64:ALA:H	40:BH:66:ASN:HD21	1.58	0.50
41:BJ:25:LEU:HD13	41:BJ:26:GLY:N	2.26	0.50
43:BO:35:ILE:HG13	43:BO:71:ALA:CB	2.41	0.50
50:BT:40:LYS:HA	50:BT:43:ILE:HD12	1.94	0.50
39:BX:15:ASN:O	39:BX:19:LEU:HD13	2.12	0.50
30:BY:16:LEU:O	30:BY:19:HIS:HB2	2.11	0.50
1:CA:1363:A:H2'	1:CA:1363:A:N3	2.27	0.50
1:CA:1489:G:H2'	1:CA:1490:U:C6	2.46	0.50
1:CA:440:C:O2'	1:CA:441:A:H5'	2.12	0.50
1:CA:448:A:H2'	1:CA:449:G:H8	1.77	0.50
20:CB:80:LYS:O	20:CB:84:LEU:HB2	2.12	0.50
2:CC:128:MET:H	2:CC:128:MET:CE	2.25	0.50

Continued on next page...

Continued from previous page...

Atom-1	Atom-2	Interatomic distance (Å)	Clash overlap (Å)
4:CE:136:VAL:HG13	4:CE:137:ARG:N	2.27	0.50
9:CJ:59:LYS:HG3	9:CJ:60:ASP:N	2.27	0.50
13:CN:14:ALA:O	13:CN:18:LYS:HG3	2.12	0.50
13:CN:47:LEU:C	13:CN:49:THR:H	2.15	0.50
13:CN:12:ARG:HE	13:CN:58:ARG:NH1	2.10	0.50
22:DA:20:G:H2'	22:DA:21:G:H8	1.77	0.50
23:DB:1372:U:H1'	23:DB:2214:C:C4	2.47	0.50
23:DB:348:A:H2'	23:DB:349:U:O4'	2.11	0.50
23:DB:377:G:O2'	23:DB:378:C:H5'	2.12	0.50
23:DB:521:U:H2'	23:DB:522:A:H8	1.75	0.50
26:DD:40:LEU:HA	26:DD:45:TYR:H	1.76	0.50
47:DF:99:PHE:HA	47:DF:102:LEU:HD12	1.93	0.50
48:DG:106:LEU:O	48:DG:108:PHE:HD1	1.95	0.50
48:DG:84:LYS:HG3	48:DG:131:VAL:HB	1.94	0.50
40:DH:131:SER:HA	40:DH:140:ALA:O	2.12	0.50
24:DI:19:PRO:HB2	24:DI:22:PRO:HD2	1.94	0.50
24:DI:54:ILE:C	24:DI:54:ILE:HD13	2.31	0.50
24:DI:85:ILE:HD12	24:DI:87:SER:O	2.12	0.50
41:DJ:26:GLY:O	41:DJ:30:THR:HG22	2.12	0.50
41:DJ:81:ILE:HG12	41:DJ:82:GLY:N	2.27	0.50
27:DK:47:ILE:HG23	27:DK:48:PRO:HD2	1.94	0.50
37:DL:40:SER:OG	37:DL:41:ARG:HG3	2.11	0.50
42:DN:9:GLN:O	42:DN:11:ASN:N	2.45	0.50
50:DT:40:LYS:HA	50:DT:43:ILE:HD12	1.93	0.50
50:DT:44:LYS:O	50:DT:48:GLN:HG2	2.12	0.50
50:DT:38:ALA:HB3	50:DT:81:LYS:NZ	2.27	0.50
50:DT:32:LEU:O	50:DT:83:ALA:HB2	2.12	0.50
46:DU:11:ILE:HD13	46:DU:20:LYS:H	1.75	0.50
39:DX:17:GLU:HB3	39:DX:53:VAL:HG11	1.94	0.50
1:AA:1469:C:H2'	1:AA:1470:U:O4'	2.11	0.50
1:AA:392:C:H2'	1:AA:393:A:H8	1.77	0.50
1:AA:948:C:O2'	1:AA:949:A:H5'	2.12	0.50
20:AB:121:GLN:HE21	20:AB:122:ASP:N	2.07	0.50
8:AI:41:GLU:H	8:AI:44:ARG:NH1	2.10	0.50
8:AI:15:ALA:O	8:AI:66:VAL:HG23	2.12	0.50
8:AI:93:LEU:HD12	8:AI:94:ARG:N	2.26	0.50
9:AJ:28:THR:HG21	9:AJ:90:LEU:HD22	1.93	0.50
16:AQ:17:GLU:O	16:AQ:18:LYS:HB2	2.11	0.50
17:AR:44:THR:C	17:AR:46:THR:H	2.15	0.50
18:AS:48:ILE:HB	18:AS:59:VAL:CG2	2.41	0.50
53:B6:59:THR:O	53:B6:61:PRO:HD3	2.11	0.50

Continued on next page...

Continued from previous page...

Atom-1	Atom-2	Interatomic distance (Å)	Clash overlap (Å)
22:BA:16:G:O2'	22:BA:17:C:H5'	2.12	0.50
22:BA:87:U:H2'	22:BA:88:C:O5'	2.12	0.50
23:BB:1166:G:H2'	23:BB:1167:C:H6	1.75	0.50
23:BB:1488:C:O2'	23:BB:1489:C:H5'	2.12	0.50
23:BB:1874:C:H2'	23:BB:1875:G:O4'	2.12	0.50
23:BB:2302:U:O2'	23:BB:2303:G:H5'	2.11	0.50
23:BB:2557:G:H2'	23:BB:2558:C:H6	1.76	0.50
23:BB:2649:C:H2'	23:BB:2650:U:H6	1.76	0.50
23:BB:460:A:H2'	23:BB:461:C:O4'	2.12	0.50
23:BB:514:A:N6	23:BB:515:A:N6	2.59	0.50
26:BD:107:VAL:HA	26:BD:204:LYS:O	2.12	0.50
29:BE:124:PHE:HD1	29:BE:125:SER:N	2.09	0.50
29:BE:58:LYS:O	29:BE:60:TRP:N	2.45	0.50
29:BE:73:ILE:O	29:BE:73:ILE:HG12	2.11	0.50
48:BG:10:VAL:HG13	48:BG:14:VAL:HG21	1.93	0.50
41:BJ:24:THR:O	41:BJ:25:LEU:HB3	2.12	0.50
44:BQ:108:LEU:HD23	49:BR:48:LYS:HD3	1.94	0.50
44:BQ:52:ARG:C	44:BQ:54:ARG:H	2.14	0.50
35:BV:29:ILE:HD13	35:BV:31:TYR:CE2	2.46	0.50
30:BY:7:THR:HG22	30:BY:8:GLN:N	2.27	0.50
1:CA:1121:U:O2'	1:CA:1122:U:H5'	2.11	0.50
1:CA:1123:U:H4'	9:CJ:39:PRO:HD2	1.93	0.50
1:CA:1132:C:O2'	1:CA:1133:G:H5'	2.12	0.50
1:CA:1137:C:O2'	1:CA:1138:G:H5''	2.11	0.50
1:CA:418:C:H2'	1:CA:419:C:H6	1.76	0.50
1:CA:483:C:H2'	1:CA:484:G:C8	2.47	0.50
1:CA:925:G:O2'	1:CA:926:G:H5''	2.11	0.50
6:CG:2:ARG:HH11	6:CG:2:ARG:HB2	1.77	0.50
7:CH:23:ALA:HB1	7:CH:61:THR:HA	1.94	0.50
1:CA:1049:U:H2'	13:CN:2:LYS:HD3	1.93	0.50
33:D1:29:LYS:N	33:D1:30:PRO:HD3	2.26	0.50
36:D2:4:THR:O	36:D2:5:PHE:HB2	2.12	0.50
22:DA:54:G:H21	47:DF:25:MET:CE	2.25	0.50
23:DB:1439:A:N7	23:DB:1440:U:C2	2.80	0.50
23:DB:1441:G:O2'	23:DB:1442:U:H5'	2.12	0.50
23:DB:1854:A:H2	23:DB:2087:G:N3	2.10	0.50
23:DB:1936:A:H2	23:DB:1943:U:O4	1.95	0.50
23:DB:2260:C:O2'	23:DB:2261:C:H5'	2.12	0.50
23:DB:2309:A:H2'	23:DB:2310:C:C6	2.47	0.50
23:DB:296:U:H2'	23:DB:297:G:H8	1.77	0.50
23:DB:704:G:C2'	23:DB:726:G:H22	2.15	0.50

Continued on next page...

Continued from previous page...

Atom-1	Atom-2	Interatomic distance (Å)	Clash overlap (Å)
23:DB:945:A:H3'	23:DB:946:C:H5''	1.93	0.50
23:DB:991:C:H5''	23:DB:1185:G:H2'	1.94	0.50
25:DC:145:MET:HB2	25:DC:152:GLN:NE2	2.27	0.50
25:DC:41:GLY:CA	25:DC:53:ILE:HG21	2.40	0.50
29:DE:129:PRO:HG3	29:DE:156:ASN:HA	1.93	0.50
48:DG:30:GLY:HA3	48:DG:78:VAL:HG12	1.92	0.50
48:DG:88:LEU:HD11	48:DG:94:ARG:N	2.27	0.50
24:DI:11:GLN:HA	24:DI:55:PRO:HA	1.93	0.50
24:DI:21:PRO:CB	24:DI:22:PRO:HD3	2.38	0.50
37:DL:79:LEU:HB2	37:DL:113:ALA:HB3	1.92	0.50
43:DO:6:ALA:CB	43:DO:10:ARG:HH11	2.25	0.50
44:DQ:85:ALA:O	44:DQ:86:SER:C	2.50	0.50
46:DU:21:ARG:HG3	46:DU:21:ARG:HH11	1.77	0.50
39:DX:42:LEU:O	39:DX:46:VAL:HG23	2.12	0.50
1:AA:890:G:O2'	1:AA:906:A:N6	2.45	0.49
1:AA:91:U:C6	1:AA:91:U:O5'	2.59	0.49
2:AC:110:LEU:HD22	2:AC:145:ALA:HB2	1.94	0.49
2:AC:134:LYS:HG3	2:AC:167:TYR:HE2	1.77	0.49
2:AC:183:TYR:HE1	2:AC:198:LYS:HB3	1.76	0.49
3:AD:96:ARG:NH1	3:AD:133:SER:HA	2.27	0.49
4:AE:28:ARG:NH1	4:AE:30:PHE:HB3	2.27	0.49
6:AG:149:ALA:H	10:AK:55:ARG:NH2	2.10	0.49
7:AH:17:GLN:OE1	7:AH:69:ALA:HB1	2.12	0.49
9:AJ:92:LEU:HD13	9:AJ:92:LEU:N	2.27	0.49
10:AK:77:GLY:O	10:AK:79:LYS:HE3	2.11	0.49
16:AQ:11:VAL:O	16:AQ:54:ILE:HG13	2.12	0.49
18:AS:68:HIS:HB3	18:AS:72:GLU:OE2	2.11	0.49
23:BB:1425:G:H2'	23:BB:1426:G:C8	2.47	0.49
23:BB:208:C:H2'	23:BB:209:C:H6	1.76	0.49
23:BB:2144:G:H2'	23:BB:2146:C:C5'	2.39	0.49
23:BB:2834:G:O6	23:BB:2879:A:H2'	2.12	0.49
23:BB:516:C:O2'	23:BB:517:C:H5'	2.12	0.49
25:BC:129:LEU:HB3	25:BC:134:ILE:HG22	1.93	0.49
26:BD:114:LYS:HD2	26:BD:116:LYS:CE	2.42	0.49
26:BD:53:GLY:C	26:BD:76:GLY:HA2	2.32	0.49
29:BE:134:LEU:CD2	29:BE:161:ALA:HB2	2.42	0.49
29:BE:136:GLN:HE22	29:BE:139:LYS:HD3	1.77	0.49
47:BF:121:PHE:HB3	47:BF:127:TYR:CE1	2.47	0.49
47:BF:78:ILE:HA	47:BF:82:TYR:CG	2.46	0.49
23:BB:2311:A:O2'	47:BF:84:ILE:HD13	2.12	0.49
41:BJ:110:PRO:O	41:BJ:115:GLY:HA3	2.12	0.49

Continued on next page...

Continued from previous page...

Atom-1	Atom-2	Interatomic distance (Å)	Clash overlap (Å)
27:BK:88:ASN:HD22	27:BK:89:ASN:N	2.09	0.49
37:BL:123:ARG:HA	37:BL:143:GLU:CB	2.42	0.49
43:BO:106:LEU:HA	43:BO:109:ALA:HB3	1.94	0.49
49:BR:32:THR:HA	49:BR:61:ALA:O	2.11	0.49
23:BB:856:G:C1'	52:BW:23:LYS:HB3	2.40	0.49
1:CA:1423:G:H2'	1:CA:1424:U:H6	1.78	0.49
1:CA:1484:C:O2'	1:CA:1485:U:H5'	2.13	0.49
7:CH:14:ARG:HG3	7:CH:15:ASN:N	2.27	0.49
14:CO:24:SER:HB3	14:CO:27:VAL:CG2	2.41	0.49
16:CQ:17:GLU:O	16:CQ:18:LYS:HB2	2.12	0.49
19:CT:77:ASN:O	19:CT:81:GLN:HG3	2.11	0.49
21:CU:39:LYS:N	21:CU:40:PRO:CD	2.75	0.49
53:D6:65:THR:N	53:D6:103:ILE:HD12	2.26	0.49
22:DA:50:A:OP1	43:DO:68:LYS:HB2	2.12	0.49
23:DB:1141:U:OP2	41:DJ:65:THR:HG21	2.12	0.49
23:DB:1275:A:N3	23:DB:1275:A:H2'	2.27	0.49
23:DB:1562:U:H2'	23:DB:1563:U:H6	1.74	0.49
23:DB:1793:C:H2'	23:DB:1794:A:H8	1.77	0.49
23:DB:2471:A:O2'	23:DB:2472:G:O5'	2.30	0.49
29:DE:5:LEU:CD1	29:DE:10:SER:HB2	2.30	0.49
23:DB:606:U:OP2	29:DE:99:LYS:HD2	2.11	0.49
40:DH:117:LEU:HD13	40:DH:130:VAL:HG13	1.94	0.49
40:DH:5:LEU:O	40:DH:6:LEU:HB2	2.12	0.49
41:DJ:25:LEU:HD13	41:DJ:26:GLY:N	2.27	0.49
41:DJ:56:VAL:HG12	41:DJ:57:LEU:N	2.27	0.49
42:DN:102:PHE:N	42:DN:102:PHE:HD1	2.10	0.49
42:DN:83:LEU:HA	42:DN:86:ARG:CB	2.41	0.49
50:DT:23:ALA:C	50:DT:25:GLU:H	2.15	0.49
35:DV:29:ILE:HD13	35:DV:31:TYR:CE2	2.47	0.49
52:DW:18:LYS:HG3	52:DW:19:ARG:CZ	2.42	0.49
51:DZ:32:ASN:O	51:DZ:33:LEU:O	2.29	0.49
1:AA:1308:U:H3'	12:AM:97:ARG:NH1	2.27	0.49
1:AA:1316:G:H22	1:AA:1318:A:H3'	1.76	0.49
1:AA:1356:G:O2'	1:AA:1357:A:H5'	2.11	0.49
1:AA:465:A:H2'	1:AA:466:A:H3'	1.94	0.49
1:AA:724:G:O2'	1:AA:725:G:H5'	2.12	0.49
1:AA:974:A:C4'	1:AA:975:A:H5'	2.34	0.49
20:AB:23:ASN:HD22	20:AB:24:PRO:CD	2.26	0.49
2:AC:13:ILE:O	2:AC:15:LYS:N	2.44	0.49
14:AO:24:SER:HB3	14:AO:27:VAL:CG2	2.41	0.49
14:AO:53:ARG:HD2	23:BB:715:A:N6	2.27	0.49

Continued on next page...

Continued from previous page...

Atom-1	Atom-2	Interatomic distance (Å)	Clash overlap (Å)
33:B1:49:LYS:HG3	33:B1:50:GLU:N	2.22	0.49
53:B6:16:LYS:HA	53:B6:19:GLU:OE2	2.11	0.49
23:BB:1582:C:H2'	23:BB:1583:A:O4'	2.11	0.49
23:BB:2362:C:OP1	34:B3:39:ARG:NE	2.42	0.49
23:BB:277:G:H5''	23:BB:278:A:N7	2.28	0.49
23:BB:414:C:H2'	23:BB:415:A:C8	2.47	0.49
23:BB:622:G:H2'	23:BB:623:C:C6	2.47	0.49
25:BC:202:ARG:HH11	25:BC:213:ARG:HH21	1.60	0.49
26:BD:68:PHE:HB3	26:BD:73:VAL:CG2	2.34	0.49
26:BD:90:PHE:HD2	26:BD:94:GLN:HG3	1.77	0.49
26:BD:97:SER:HB3	26:BD:99:GLU:HG3	1.93	0.49
26:BD:9:VAL:HG22	26:BD:9:VAL:O	2.12	0.49
29:BE:48:THR:C	29:BE:50:ALA:H	2.15	0.49
29:BE:47:LYS:HA	29:BE:88:ARG:HH11	1.77	0.49
40:BH:84:ALA:HA	40:BH:90:LEU:HD12	1.94	0.49
27:BK:39:ILE:N	27:BK:39:ILE:HD13	2.27	0.49
27:BK:60:ALA:HA	27:BK:87:LEU:CD2	2.42	0.49
37:BL:134:ALA:O	37:BL:137:ALA:HB3	2.12	0.49
38:BM:35:ALA:HB3	38:BM:99:GLY:H	1.77	0.49
42:BN:102:PHE:HD1	42:BN:102:PHE:N	2.11	0.49
42:BN:24:MET:O	42:BN:27:SER:HB3	2.13	0.49
42:BN:72:ASP:HB3	42:BN:75:ILE:HG13	1.94	0.49
43:BO:70:ALA:C	43:BO:72:ALA:H	2.15	0.49
44:BQ:23:TYR:N	44:BQ:23:TYR:CD2	2.80	0.49
49:BR:62:GLU:O	49:BR:96:VAL:HA	2.11	0.49
50:BT:43:ILE:O	50:BT:47:VAL:HG23	2.12	0.49
1:CA:1009:U:H1'	1:CA:1021:A:C2	2.47	0.49
1:CA:1202:U:O2	13:CN:66:THR:HG21	2.12	0.49
1:CA:1350:A:OP2	8:CI:119:LYS:HE3	2.12	0.49
1:CA:1379:G:O2'	1:CA:1380:U:H5'	2.11	0.49
1:CA:399:G:H2'	1:CA:400:C:C6	2.47	0.49
1:CA:638:U:H2'	1:CA:639:G:O4'	2.12	0.49
1:CA:946:A:H2'	1:CA:947:G:H8	1.73	0.49
20:CB:93:HIS:HB2	20:CB:145:ASN:O	2.12	0.49
20:CB:93:HIS:O	20:CB:94:ARG:C	2.51	0.49
11:CL:113:ARG:NH2	11:CL:120:ARG:HA	2.27	0.49
13:CN:7:ALA:O	13:CN:11:LYS:HG2	2.12	0.49
13:CN:50:LEU:H	13:CN:51:PRO:CD	2.25	0.49
14:CO:14:GLU:HB3	14:CO:84:ARG:NH2	2.26	0.49
17:CR:52:ARG:HG3	17:CR:52:ARG:HH11	1.77	0.49
18:CS:43:MET:O	18:CS:61:VAL:HB	2.12	0.49

Continued on next page...

Continued from previous page...

Atom-1	Atom-2	Interatomic distance (Å)	Clash overlap (Å)
23:DB:1033:U:H5	32:D4:15:LYS:HE3	1.76	0.49
32:D4:2:LYS:CD	32:D4:4:ARG:HE	2.15	0.49
53:D6:58:VAL:HG12	53:D6:66:LEU:HG	1.94	0.49
23:DB:1165:A:H2'	23:DB:1166:G:H8	1.77	0.49
23:DB:118:A:N3	23:DB:178:G:H1'	2.28	0.49
23:DB:146:A:H2'	23:DB:147:C:C6	2.47	0.49
23:DB:1640:A:O2'	23:DB:1641:A:H5'	2.13	0.49
23:DB:1994:C:O2'	23:DB:1995:U:H5'	2.13	0.49
23:DB:2281:A:O2'	23:DB:2282:G:H5'	2.12	0.49
23:DB:2590:A:O2'	23:DB:2591:C:H5'	2.13	0.49
23:DB:2710:C:H2'	23:DB:2711:A:H8	1.77	0.49
23:DB:878:A:H5'	23:DB:900:A:N1	2.27	0.49
23:DB:981:A:H2'	23:DB:982:C:C5'	2.42	0.49
48:DG:139:VAL:O	48:DG:142:GLN:HB3	2.12	0.49
48:DG:16:VAL:HG11	48:DG:44:HIS:NE2	2.27	0.49
40:DH:113:SER:N	40:DH:132:PHE:HE1	2.09	0.49
40:DH:75:LEU:N	40:DH:75:LEU:HD23	2.27	0.49
24:DI:17:ALA:O	24:DI:18:ASN:HB3	2.12	0.49
24:DI:78:LEU:HD13	24:DI:108:ILE:HG23	1.95	0.49
28:DP:91:VAL:O	28:DP:92:ARG:HB3	2.12	0.49
50:DT:7:LEU:C	50:DT:9:LYS:H	2.16	0.49
52:DW:10:ARG:O	52:DW:11:ASN:HB2	2.11	0.49
52:DW:32:ALA:C	52:DW:34:SER:H	2.15	0.49
1:AA:1458:G:H5'	19:AT:26:MET:HB2	1.94	0.49
1:AA:299:G:H2'	1:AA:300:A:C8	2.46	0.49
1:AA:437:U:H5''	3:AD:151:GLN:NE2	2.26	0.49
1:AA:450:G:N7	1:AA:481:G:O6	2.46	0.49
1:AA:674:G:H2'	1:AA:675:A:C8	2.40	0.49
1:AA:833:G:H2'	1:AA:834:U:H6	1.77	0.49
1:AA:839:C:H2'	1:AA:840:C:O4'	2.11	0.49
2:AC:155:ARG:H	2:AC:162:ALA:CB	2.25	0.49
5:AF:5:GLU:HA	5:AF:63:ASN:HA	1.94	0.49
11:AL:113:ARG:HH21	11:AL:120:ARG:HA	1.77	0.49
11:AL:21:PRO:HG2	11:AL:94:TYR:OH	2.12	0.49
12:AM:28:ARG:HH12	12:AM:59:VAL:HA	1.76	0.49
14:AO:85:LEU:N	14:AO:85:LEU:HD12	2.27	0.49
10:AK:113:THR:HG21	21:AU:28:LEU:HD11	1.94	0.49
21:AU:36:PHE:HD2	21:AU:39:LYS:HB2	1.78	0.49
36:B2:19:ARG:O	36:B2:22:MET:HB2	2.11	0.49
32:B4:1:MET:HG3	32:B4:34:LYS:HG2	1.95	0.49
53:B6:110:ARG:O	53:B6:114:LEU:HD13	2.12	0.49

Continued on next page...

Continued from previous page...

Atom-1	Atom-2	Interatomic distance (Å)	Clash overlap (Å)
53:B6:95:LYS:HB3	53:B6:100:TYR:HE2	1.76	0.49
23:BB:1015:U:H2'	23:BB:1016:G:H8	1.76	0.49
23:BB:1523:U:H5''	23:BB:1524:G:H8	1.78	0.49
23:BB:2246:G:H2'	23:BB:2247:A:H8	1.77	0.49
23:BB:2468:A:H2'	23:BB:2476:A:C6	2.48	0.49
23:BB:2514:U:H2'	23:BB:2515:C:H6	1.77	0.49
23:BB:2716:C:O2'	23:BB:2717:C:H5'	2.12	0.49
23:BB:2812:G:H2'	23:BB:2813:A:C8	2.47	0.49
23:BB:2856:A:H2'	23:BB:2857:G:C8	2.48	0.49
23:BB:593:U:H2'	23:BB:594:U:C5	2.47	0.49
23:BB:665:U:H2'	23:BB:666:A:H8	1.77	0.49
23:BB:707:G:O2'	23:BB:708:G:H5'	2.11	0.49
23:BB:850:U:O2'	30:BY:22:THR:HG22	2.11	0.49
23:BB:870:U:H5''	38:BM:6:ARG:O	2.12	0.49
25:BC:141:HIS:CG	25:BC:142:ASN:H	2.31	0.49
26:BD:169:ARG:O	26:BD:170:VAL:O	2.30	0.49
48:BG:104:LEU:HD22	48:BG:106:LEU:HD22	1.93	0.49
48:BG:30:GLY:HA3	48:BG:78:VAL:HG12	1.93	0.49
40:BH:54:LEU:HA	40:BH:57:LYS:NZ	2.27	0.49
24:BI:126:ARG:HA	24:BI:129:GLU:OE2	2.12	0.49
28:BP:3:ILE:HD13	28:BP:3:ILE:C	2.32	0.49
49:BR:20:VAL:HG12	49:BR:21:ARG:N	2.27	0.49
35:BV:63:ILE:H	35:BV:70:ILE:HD11	1.76	0.49
1:CA:1053:G:C3'	1:CA:1054:C:H5'	2.42	0.49
1:CA:1067:A:H4'	1:CA:1068:G:O5'	2.11	0.49
1:CA:1298:U:H2'	6:CG:113:LYS:HZ2	1.76	0.49
1:CA:1349:A:H2'	1:CA:1350:A:O4'	2.12	0.49
1:CA:153:C:O2'	1:CA:154:U:H5'	2.12	0.49
1:CA:379:C:O2'	1:CA:380:G:H5'	2.12	0.49
1:CA:409:U:H2'	1:CA:410:G:C8	2.46	0.49
1:CA:455:G:H2'	1:CA:456:A:C8	2.47	0.49
1:CA:45:G:H2'	1:CA:46:G:H8	1.76	0.49
1:CA:551:U:H2'	1:CA:552:U:C6	2.47	0.49
1:CA:862:C:O2'	1:CA:863:U:H5'	2.12	0.49
1:CA:964:A:H2'	1:CA:965:U:H5''	1.94	0.49
6:CG:134:VAL:HB	6:CG:137:ARG:HH21	1.76	0.49
8:CI:93:LEU:HD13	8:CI:97:LEU:HD11	1.94	0.49
11:CL:65:TYR:HB3	11:CL:95:HIS:CD2	2.47	0.49
13:CN:9:GLU:HB2	13:CN:62:ARG:CZ	2.41	0.49
14:CO:28:GLN:O	14:CO:32:LEU:HD23	2.12	0.49
34:D3:9:ALA:C	34:D3:11:LYS:H	2.15	0.49

Continued on next page...

Continued from previous page...

Atom-1	Atom-2	Interatomic distance (Å)	Clash overlap (Å)
34:D3:32:LEU:HA	34:D3:35:LYS:HD2	1.94	0.49
53:D6:15:GLN:HA	53:D6:168:PHE:CE2	2.47	0.49
22:DA:32:U:H4'	22:DA:52:A:H62	1.76	0.49
23:DB:1196:C:H2'	23:DB:1197:G:C8	2.46	0.49
23:DB:1244:A:O2'	23:DB:1245:G:H5'	2.12	0.49
23:DB:1442:U:O2'	23:DB:1443:U:H5'	2.12	0.49
23:DB:1463:C:H2'	23:DB:1464:G:C8	2.47	0.49
23:DB:2037:A:H2'	23:DB:2038:G:C8	2.48	0.49
23:DB:2588:G:H2'	23:DB:2589:A:O4'	2.12	0.49
23:DB:2791:G:H2'	23:DB:2792:A:O4'	2.12	0.49
23:DB:485:C:O2'	23:DB:486:C:H5'	2.12	0.49
23:DB:616:A:H4'	29:DE:101:TYR:CE2	2.48	0.49
23:DB:912:C:H2'	23:DB:913:U:C6	2.47	0.49
25:DC:128:THR:HA	25:DC:190:THR:CA	2.40	0.49
26:DD:101:PHE:O	26:DD:180:VAL:HG11	2.11	0.49
29:DE:109:LEU:O	29:DE:112:LEU:HB2	2.12	0.49
29:DE:47:LYS:HA	29:DE:88:ARG:HH11	1.76	0.49
37:DL:123:ARG:HA	37:DL:143:GLU:CB	2.40	0.49
37:DL:41:ARG:HG2	37:DL:41:ARG:HH21	1.78	0.49
23:DB:958:U:O4	38:DM:16:ARG:HA	2.13	0.49
26:DD:118:PHE:HE2	42:DN:1:MET:HB3	1.78	0.49
42:DN:24:MET:O	42:DN:27:SER:HB3	2.12	0.49
43:DO:29:HIS:HB3	43:DO:36:TYR:HB2	1.95	0.49
23:DB:584:C:P	44:DQ:5:ARG:HD3	2.52	0.49
50:DT:40:LYS:O	50:DT:43:ILE:HB	2.13	0.49
52:DW:39:GLN:CG	52:DW:42:THR:HB	2.42	0.49
51:DZ:17:ASN:O	51:DZ:18:ARG:C	2.51	0.49
1:AA:1154:G:O2'	1:AA:1155:A:H5'	2.11	0.49
1:AA:1337:G:H5''	1:AA:1338:G:OP1	2.13	0.49
1:AA:1349:A:H2'	1:AA:1350:A:O4'	2.13	0.49
1:AA:981:U:OP1	13:AN:5:MET:HE1	2.12	0.49
2:AC:53:ARG:HG2	2:AC:54:ILE:H	1.77	0.49
3:AD:106:PHE:CD1	3:AD:144:ILE:HD11	2.46	0.49
3:AD:71:PHE:O	3:AD:74:TYR:HB2	2.13	0.49
4:AE:156:ARG:HB3	7:AH:43:GLY:O	2.12	0.49
6:AG:130:LYS:N	6:AG:134:VAL:HG21	2.27	0.49
8:AI:44:ARG:HH11	8:AI:44:ARG:HG2	1.77	0.49
9:AJ:12:ALA:CB	9:AJ:96:VAL:HG12	2.37	0.49
10:AK:90:PRO:C	10:AK:92:ARG:H	2.14	0.49
10:AK:92:ARG:HH11	21:AU:20:ARG:HH21	1.59	0.49
33:B1:29:LYS:N	33:B1:30:PRO:HD3	2.27	0.49

Continued on next page...

Continued from previous page...

Atom-1	Atom-2	Interatomic distance (Å)	Clash overlap (Å)
53:B6:7:TYR:CE1	53:B6:160:GLU:HG2	2.47	0.49
22:BA:93:C:O2'	22:BA:94:A:H5'	2.12	0.49
23:BB:1548:A:H2'	23:BB:1549:A:H8	1.75	0.49
23:BB:1654:A:O2'	26:BD:118:PHE:CB	2.61	0.49
23:BB:1858:A:H2'	23:BB:1859:U:O4'	2.13	0.49
23:BB:246:C:H2'	23:BB:247:G:H5'	1.94	0.49
23:BB:2886:A:N6	31:B0:39:ARG:CZ	2.75	0.49
48:BG:139:VAL:O	48:BG:142:GLN:HB3	2.12	0.49
40:BH:57:LYS:HZ2	40:BH:58:LEU:HB2	1.76	0.49
28:BP:110:LYS:HD2	28:BP:110:LYS:N	2.27	0.49
28:BP:20:ARG:HH21	28:BP:20:ARG:HG2	1.76	0.49
1:CA:1421:G:O2'	1:CA:1422:G:H5'	2.13	0.49
1:CA:1460:C:H2'	1:CA:1461:G:H8	1.78	0.49
1:CA:284:C:O2'	1:CA:285:C:H5'	2.12	0.49
1:CA:302:G:O2'	1:CA:303:A:H5'	2.12	0.49
1:CA:820:U:H4'	1:CA:821:G:OP2	2.13	0.49
20:CB:15:PHE:O	20:CB:40:ILE:HD12	2.12	0.49
3:CD:100:VAL:HG21	3:CD:136:VAL:HG21	1.93	0.49
4:CE:155:LYS:HA	7:CH:65:PHE:CG	2.48	0.49
6:CG:68:VAL:CG1	6:CG:133:ALA:HB1	2.43	0.49
10:CK:33:ILE:CB	10:CK:73:VAL:HG11	2.30	0.49
13:CN:50:LEU:N	13:CN:51:PRO:CD	2.76	0.49
23:DB:1021:A:H61	23:DB:1142:A:N6	2.10	0.49
23:DB:1518:C:H2'	23:DB:1519:G:H8	1.78	0.49
23:DB:1526:C:O2'	23:DB:1527:G:H5'	2.11	0.49
23:DB:1789:A:P	25:DC:220:ARG:HD3	2.52	0.49
23:DB:207:A:H2'	23:DB:208:C:O4'	2.12	0.49
23:DB:2134:A:H5'	23:DB:2135:A:OP2	2.13	0.49
23:DB:2148:G:O3'	23:DB:2149:U:H6	1.95	0.49
23:DB:2466:C:OP1	32:D4:4:ARG:HD2	2.12	0.49
23:DB:2677:G:H2'	23:DB:2678:C:C6	2.48	0.49
23:DB:513:A:O5'	23:DB:513:A:H8	1.95	0.49
25:DC:144:GLU:HB3	25:DC:187:CYS:HB3	1.94	0.49
25:DC:189:ALA:C	25:DC:190:THR:HG23	2.32	0.49
29:DE:150:THR:OG1	29:DE:151:GLY:N	2.45	0.49
47:DF:127:TYR:HB2	47:DF:155:ILE:HD13	1.94	0.49
48:DG:104:LEU:HD22	48:DG:106:LEU:HD22	1.94	0.49
40:DH:113:SER:N	40:DH:132:PHE:CE1	2.81	0.49
41:DJ:98:GLU:HB3	41:DJ:124:VAL:HG21	1.93	0.49
37:DL:77:ILE:HB	37:DL:109:LYS:O	2.13	0.49
44:DQ:77:LYS:HE2	44:DQ:116:LEU:HD13	1.93	0.49

Continued on next page...

Continued from previous page...

Atom-1	Atom-2	Interatomic distance (Å)	Clash overlap (Å)
50:DT:32:LEU:HG	50:DT:83:ALA:HB2	1.93	0.49
51:DZ:7:VAL:HG11	51:DZ:51:VAL:HG13	1.93	0.49
1:AA:1308:U:H3'	12:AM:97:ARG:HH11	1.78	0.49
1:AA:1363:A:N3	1:AA:1363:A:H2'	2.27	0.49
1:AA:140:U:H2'	1:AA:141:G:C8	2.47	0.49
1:AA:430:A:OP1	3:AD:8:LEU:HD23	2.12	0.49
1:AA:509:A:O2'	1:AA:510:A:H5'	2.12	0.49
1:AA:642:A:H2'	1:AA:643:C:H6	1.77	0.49
1:AA:862:C:O2'	1:AA:863:U:H5'	2.11	0.49
20:AB:8:MET:HA	20:AB:11:ALA:HB3	1.94	0.49
2:AC:109:GLU:OE2	2:AC:143:LEU:HG	2.13	0.49
3:AD:26:ALA:HA	3:AD:30:LYS:CE	2.42	0.49
6:AG:46:LEU:HG	6:AG:57:GLU:HB3	1.94	0.49
7:AH:94:VAL:CG2	7:AH:101:ALA:HB2	2.43	0.49
8:AI:34:LEU:HD11	8:AI:47:VAL:HG21	1.95	0.49
9:AJ:10:LEU:O	9:AJ:71:LEU:HA	2.12	0.49
10:AK:30:ILE:HG22	10:AK:45:THR:CB	2.42	0.49
15:AP:78:VAL:O	15:AP:79:ASN:C	2.49	0.49
1:AA:264:C:H4'	16:AQ:64:ARG:HD2	1.93	0.49
1:AA:957:U:H4'	18:AS:78:THR:HB	1.94	0.49
33:B1:24:LYS:NZ	33:B1:33:LEU:HB2	2.26	0.49
36:B2:4:THR:O	36:B2:5:PHE:HB2	2.11	0.49
34:B3:60:CYS:C	34:B3:62:PRO:HD3	2.32	0.49
32:B4:17:VAL:HG12	32:B4:18:LYS:N	2.22	0.49
53:B6:30:THR:CG2	53:B6:183:ILE:HG12	2.42	0.49
23:BB:1220:G:H2'	23:BB:1221:C:H6	1.77	0.49
23:BB:1745:A:H2'	23:BB:1746:A:C8	2.47	0.49
23:BB:2751:G:H2'	23:BB:2751:G:OP1	2.12	0.49
23:BB:571:U:O2'	23:BB:573:U:O5'	2.30	0.49
26:BD:15:PHE:N	26:BD:15:PHE:CD1	2.80	0.49
29:BE:129:PRO:HG3	29:BE:156:ASN:HA	1.95	0.49
48:BG:93:TYR:O	48:BG:94:ARG:HG3	2.12	0.49
40:BH:65:ALA:HB1	40:BH:134:VAL:HG21	1.94	0.49
23:BB:1059:G:N2	24:BI:130:GLY:HA3	2.28	0.49
37:BL:75:ALA:HB2	37:BL:105:ILE:HG21	1.94	0.49
38:BM:69:PRO:HG2	38:BM:70:ASP:H	1.78	0.49
42:BN:106:ASP:C	42:BN:108:ALA:H	2.16	0.49
42:BN:47:VAL:O	42:BN:51:LEU:HD13	2.12	0.49
42:BN:72:ASP:HB3	42:BN:75:ILE:CG1	2.42	0.49
44:BQ:85:ALA:O	44:BQ:86:SER:C	2.50	0.49
50:BT:40:LYS:O	50:BT:43:ILE:HB	2.12	0.49

Continued on next page...

Continued from previous page...

Atom-1	Atom-2	Interatomic distance (Å)	Clash overlap (Å)
46:BU:87:GLU:OE2	46:BU:88:ASP:HB2	2.12	0.49
35:BV:5:ASN:HA	35:BV:64:VAL:O	2.12	0.49
51:BZ:7:VAL:HG11	51:BZ:51:VAL:HG13	1.95	0.49
1:CA:1123:U:O2'	1:CA:1124:G:H5'	2.13	0.49
1:CA:254:G:H4'	16:CQ:19:SER:OG	2.13	0.49
1:CA:313:A:H2'	1:CA:314:C:H6	1.77	0.49
1:CA:682:G:O2'	1:CA:683:G:H5'	2.12	0.49
2:CC:76:ILE:CG2	2:CC:80:GLY:HA2	2.43	0.49
3:CD:41:GLY:C	3:CD:43:ARG:H	2.15	0.49
4:CE:152:VAL:HG21	7:CH:98:LEU:HB3	1.95	0.49
9:CJ:10:LEU:O	9:CJ:71:LEU:HA	2.11	0.49
9:CJ:76:ILE:HD12	9:CJ:76:ILE:O	2.13	0.49
14:CO:82:ILE:O	14:CO:86:GLY:N	2.45	0.49
23:DB:1275:A:H2'	23:DB:1276:A:O4'	2.12	0.49
23:DB:1592:C:H2'	23:DB:1593:A:C8	2.46	0.49
23:DB:1680:U:H2'	23:DB:1681:G:O4'	2.12	0.49
23:DB:2015:A:C2	31:D0:2:VAL:HG22	2.47	0.49
23:DB:2491:U:H5''	23:DB:2570:G:C5'	2.41	0.49
23:DB:2505:G:O2'	23:DB:2506:U:H5'	2.12	0.49
23:DB:2626:C:H2'	23:DB:2627:G:C8	2.48	0.49
23:DB:2718:G:H4'	28:DP:95:LYS:HB2	1.94	0.49
23:DB:2898:U:H2'	23:DB:2899:A:H8	1.77	0.49
23:DB:477:A:H2'	23:DB:478:A:H8	1.78	0.49
23:DB:707:G:O2'	23:DB:708:G:H5'	2.12	0.49
23:DB:96:C:H4'	39:DX:41:HIS:CG	2.46	0.49
25:DC:43:ASN:HD22	25:DC:44:ASN:H	1.61	0.49
48:DG:93:TYR:O	48:DG:94:ARG:HG3	2.13	0.49
40:DH:125:THR:HA	40:DH:146:VAL:CB	2.42	0.49
27:DK:119:ALA:HB3	27:DK:120:PRO:HD3	1.94	0.49
28:DP:3:ILE:HG23	28:DP:4:ILE:N	2.27	0.49
50:DT:21:SER:HB3	50:DT:31:VAL:CG2	2.43	0.49
50:DT:68:LYS:HD3	50:DT:68:LYS:N	2.27	0.49
46:DU:87:GLU:OE2	46:DU:88:ASP:HB2	2.12	0.49
52:DW:49:ASN:C	52:DW:50:VAL:HG22	2.32	0.49
1:AA:153:C:O2'	1:AA:154:U:H5'	2.13	0.49
1:AA:192:A:O2'	1:AA:193:C:H5'	2.13	0.49
1:AA:984:C:O2'	1:AA:985:C:H5'	2.12	0.49
2:AC:129:PHE:CG	2:AC:130:ARG:N	2.81	0.49
2:AC:54:ILE:O	2:AC:54:ILE:HG12	2.12	0.49
5:AF:81:ASN:O	5:AF:84:VAL:HG12	2.12	0.49
5:AF:81:ASN:O	5:AF:83:ALA:N	2.45	0.49

Continued on next page...

Continued from previous page...

Atom-1	Atom-2	Interatomic distance (Å)	Clash overlap (Å)
6:AG:21:LEU:HG	6:AG:22:LEU:H	1.76	0.49
7:AH:23:ALA:HB1	7:AH:61:THR:HA	1.94	0.49
9:AJ:6:ILE:HB	9:AJ:76:ILE:HD11	1.94	0.49
13:AN:41:TRP:CD1	13:AN:44:VAL:HG23	2.47	0.49
15:AP:28:ARG:CD	15:AP:29:ASN:H	2.25	0.49
34:B3:30:HIS:HD2	34:B3:31:ILE:N	2.10	0.49
23:BB:52:A:N7	23:BB:117:G:N2	2.60	0.49
23:BB:1251:C:H2'	44:BQ:5:ARG:HH12	1.77	0.49
23:BB:129:C:H4'	23:BB:1348:C:O2'	2.12	0.49
23:BB:1404:C:O2'	23:BB:1405:U:H5'	2.12	0.49
23:BB:1562:U:H2'	23:BB:1563:U:H6	1.77	0.49
1:AA:1483:A:H2	23:BB:1959:G:HO2'	1.60	0.49
23:BB:2015:A:H2'	23:BB:2016:U:O4'	2.11	0.49
23:BB:2893:A:H5''	23:BB:2894:G:H5'	1.94	0.49
23:BB:521:U:H2'	23:BB:522:A:C8	2.47	0.49
23:BB:607:U:O4	23:BB:619:G:H2'	2.12	0.49
23:BB:741:U:H2'	23:BB:742:A:C8	2.47	0.49
26:BD:101:PHE:O	26:BD:102:ALA:HB2	2.13	0.49
23:BB:2580:U:H5'	26:BD:136:ASN:H	1.77	0.49
29:BE:23:PHE:HA	29:BE:107:SER:OG	2.12	0.49
47:BF:37:MET:HG2	47:BF:52:ALA:HB1	1.95	0.49
40:BH:44:ILE:C	40:BH:46:PHE:H	2.16	0.49
24:BI:124:MET:O	24:BI:128:ILE:HG12	2.13	0.49
41:BJ:40:HIS:ND1	41:BJ:41:LYS:HG3	2.28	0.49
37:BL:65:GLY:O	37:BL:66:PHE:HB3	2.13	0.49
43:BO:105:ALA:C	43:BO:107:ALA:H	2.15	0.49
28:BP:103:THR:HG22	28:BP:104:GLY:N	2.27	0.49
41:BJ:44:TYR:CE2	44:BQ:59:LEU:HD11	2.48	0.49
49:BR:40:MET:HG3	49:BR:48:LYS:HA	1.95	0.49
22:BA:94:A:OP1	35:BV:19:ARG:HD3	2.13	0.49
35:BV:80:HIS:CD2	35:BV:81:PRO:HD2	2.48	0.49
52:BW:30:VAL:HG21	52:BW:59:PHE:CE1	2.47	0.49
1:CA:1270:G:H2'	1:CA:1271:A:C8	2.47	0.49
20:CB:139:GLU:HG2	20:CB:143:LEU:CD1	2.42	0.49
20:CB:42:LEU:O	20:CB:46:VAL:HG12	2.12	0.49
20:CB:86:CYS:O	20:CB:88:GLN:N	2.44	0.49
2:CC:126:ARG:HH22	2:CC:190:THR:CG2	2.24	0.49
2:CC:38:VAL:O	2:CC:42:LEU:HD23	2.12	0.49
3:CD:26:ALA:HA	3:CD:30:LYS:CE	2.42	0.49
8:CI:56:MET:C	8:CI:58:GLU:N	2.66	0.49
8:CI:93:LEU:HD12	8:CI:94:ARG:N	2.28	0.49

Continued on next page...

Continued from previous page...

Atom-1	Atom-2	Interatomic distance (Å)	Clash overlap (Å)
10:CK:109:ILE:CG2	21:CU:16:ARG:HH12	2.26	0.49
10:CK:64:VAL:O	10:CK:67:GLU:HG2	2.13	0.49
11:CL:107:LYS:H	11:CL:107:LYS:HZ2	1.61	0.49
11:CL:3:VAL:O	11:CL:7:VAL:HG23	2.12	0.49
13:CN:19:TYR:HA	13:CN:23:ARG:HG3	1.94	0.49
22:DA:115:A:O2'	22:DA:116:G:H5'	2.12	0.49
23:DB:1822:C:O2'	23:DB:1823:G:H5'	2.12	0.49
23:DB:1824:G:O2'	23:DB:1825:U:H5'	2.12	0.49
23:DB:1824:G:OP1	25:DC:51:ARG:HD3	2.12	0.49
23:DB:1942:C:C4'	53:D6:133:ARG:HH12	2.24	0.49
23:DB:2896:C:H2'	23:DB:2897:U:C6	2.47	0.49
23:DB:49:A:H5''	23:DB:51:G:O4'	2.13	0.49
23:DB:659:G:N2	29:DE:30:GLN:NE2	2.60	0.49
25:DC:221:GLY:O	25:DC:223:ALA:N	2.45	0.49
26:DD:53:GLY:C	26:DD:76:GLY:HA2	2.32	0.49
47:DF:69:ALA:HB3	47:DF:80:GLN:O	2.13	0.49
48:DG:25:ILE:CG2	48:DG:78:VAL:HG21	2.43	0.49
48:DG:94:ARG:NH2	48:DG:104:LEU:HA	2.27	0.49
40:DH:131:SER:HB2	40:DH:141:LYS:HG3	1.95	0.49
38:DM:19:GLY:CA	38:DM:97:GLN:HB2	2.39	0.49
44:DQ:65:ASN:HD21	44:DQ:69:ARG:HH11	1.59	0.49
44:DQ:91:ARG:HH12	49:DR:10:LYS:CB	2.24	0.49
49:DR:20:VAL:HG12	49:DR:21:ARG:N	2.28	0.49
1:AA:1008:U:H2'	1:AA:1009:U:C5'	2.42	0.49
1:AA:1119:C:O2'	1:AA:1120:C:H5'	2.12	0.49
1:AA:1226:C:H5'	12:AM:94:LEU:HD13	1.93	0.49
1:AA:1314:C:N4	18:AS:3:SER:HB3	2.26	0.49
1:AA:608:A:H2'	1:AA:609:A:O4'	2.13	0.49
1:AA:677:U:H2'	1:AA:678:U:H6	1.77	0.49
20:AB:10:LYS:O	20:AB:13:VAL:HG23	2.13	0.49
4:AE:82:HIS:HE1	4:AE:146:MET:HA	1.78	0.49
6:AG:11:ILE:HD12	6:AG:11:ILE:H	1.77	0.49
7:AH:31:LEU:O	7:AH:35:ILE:HG13	2.11	0.49
10:AK:82:GLU:HG2	10:AK:108:ASN:HB2	1.95	0.49
14:AO:53:ARG:HD2	23:BB:715:A:H61	1.77	0.49
21:AU:40:PRO:O	21:AU:42:THR:N	2.46	0.49
32:B4:11:CYS:HB3	32:B4:33:HIS:CE1	2.47	0.49
23:BB:100:U:OP1	23:BB:100:U:H2'	2.13	0.49
23:BB:1023:U:H2'	23:BB:1024:G:C5'	2.42	0.49
23:BB:1150:C:H2'	23:BB:1151:A:H8	1.77	0.49
23:BB:1647:U:H3'	23:BB:1647:U:P	2.52	0.49

Continued on next page...

Continued from previous page...

Atom-1	Atom-2	Interatomic distance (Å)	Clash overlap (Å)
23:BB:1676:A:H2'	23:BB:1677:A:O4'	2.13	0.49
23:BB:2454:G:H1'	57:BB:3366:HOH:O	2.13	0.49
23:BB:2691:C:H2'	23:BB:2692:G:H8	1.78	0.49
23:BB:2830:C:O4'	23:BB:2836:U:H5'	2.13	0.49
23:BB:26:G:H1'	23:BB:514:A:H61	1.77	0.49
23:BB:600:G:H2'	23:BB:601:C:C6	2.48	0.49
29:BE:88:ARG:O	29:BE:90:GLN:HG3	2.13	0.49
47:BF:71:LYS:HE2	47:BF:73:VAL:HB	1.95	0.49
48:BG:71:LEU:HD13	48:BG:74:MET:SD	2.52	0.49
24:BI:135:MET:HG3	24:BI:137:LEU:HG	1.95	0.49
24:BI:79:LEU:HD23	24:BI:108:ILE:CD1	2.43	0.49
27:BK:110:GLU:HA	27:BK:113:MET:CG	2.42	0.49
37:BL:135:ILE:HG23	37:BL:136:GLU:N	2.27	0.49
28:BP:4:ILE:O	28:BP:6:GLN:N	2.44	0.49
44:BQ:65:ASN:HD21	44:BQ:69:ARG:HH11	1.61	0.49
23:BB:518:G:H4'	45:BS:18:ARG:CZ	2.43	0.49
46:BU:82:VAL:CG1	46:BU:93:ARG:HB3	2.43	0.49
52:BW:32:ALA:C	52:BW:34:SER:H	2.16	0.49
52:BW:39:GLN:CG	52:BW:42:THR:HB	2.43	0.49
1:CA:1053:G:N7	1:CA:1199:U:H3'	2.27	0.49
1:CA:1493:A:OP1	55:CA:1662:LLL:H51	2.13	0.49
1:CA:592:G:O2'	1:CA:593:U:H5'	2.12	0.49
1:CA:708:C:O2'	1:CA:709:U:H5'	2.12	0.49
1:CA:729:A:H2'	1:CA:730:G:H8	1.78	0.49
1:CA:957:U:H4'	18:CS:78:THR:HB	1.94	0.49
1:CA:1170:A:P	20:CB:138:ARG:HH12	2.35	0.49
20:CB:59:ILE:HD12	20:CB:60:ALA:N	2.28	0.49
7:CH:26:MET:HB2	7:CH:27:PRO:HD2	1.95	0.49
13:CN:64:ARG:HB2	13:CN:77:GLY:O	2.12	0.49
33:D1:44:GLN:OE1	33:D1:44:GLN:HA	2.12	0.49
34:D3:56:LEU:O	34:D3:59:ALA:HB3	2.13	0.49
53:D6:29:ARG:NH2	53:D6:87:ASP:O	2.46	0.49
53:D6:67:VAL:HG23	53:D6:67:VAL:O	2.12	0.49
22:DA:102:G:O2'	22:DA:103:U:H5'	2.13	0.49
23:DB:138:U:H2'	23:DB:140:C:C1'	2.42	0.49
23:DB:1488:C:O2'	23:DB:1489:C:H5'	2.12	0.49
23:DB:305:C:O2'	23:DB:306:U:H5'	2.13	0.49
23:DB:729:G:C5	25:DC:206:LYS:HB2	2.47	0.49
23:DB:994:C:O2	49:DR:10:LYS:HE3	2.13	0.49
23:DB:1256:G:H21	29:DE:77:ILE:HG22	1.76	0.49
47:DF:4:HIS:O	47:DF:7:TYR:HB3	2.12	0.49

Continued on next page...

Continued from previous page...

Atom-1	Atom-2	Interatomic distance (Å)	Clash overlap (Å)
48:DG:123:GLU:HG2	48:DG:124:CYS:N	2.28	0.49
27:DK:39:ILE:HD13	27:DK:60:ALA:O	2.13	0.49
27:DK:35:VAL:HG12	27:DK:69:VAL:CG2	2.42	0.49
37:DL:30:THR:O	37:DL:32:GLY:N	2.46	0.49
37:DL:65:GLY:O	37:DL:66:PHE:HB3	2.13	0.49
37:DL:95:LEU:HB2	37:DL:101:ILE:CG1	2.42	0.49
38:DM:69:PRO:HG2	38:DM:70:ASP:H	1.77	0.49
44:DQ:57:ARG:HG2	44:DQ:57:ARG:HH11	1.77	0.49
44:DQ:86:SER:HB3	49:DR:51:VAL:HA	1.94	0.49
1:AA:1182:G:H4'	1:AA:1183:U:H5'	1.95	0.49
1:AA:1458:G:H2'	1:AA:1459:G:H8	1.77	0.49
1:AA:241:G:O2'	1:AA:242:G:H5'	2.13	0.49
1:AA:415:A:N1	1:AA:428:G:O6	2.46	0.49
1:AA:624:C:H2'	1:AA:625:U:H6	1.77	0.49
20:AB:83:ALA:CB	20:AB:90:PHE:HB3	2.43	0.49
2:AC:148:ILE:O	2:AC:168:ARG:HG2	2.13	0.49
5:AF:62:MET:HG3	5:AF:64:VAL:CG2	2.39	0.49
6:AG:125:ASP:HB3	6:AG:130:LYS:HB3	1.94	0.49
8:AI:22:PRO:HA	8:AI:60:LEU:CB	2.43	0.49
13:AN:50:LEU:N	13:AN:51:PRO:CD	2.75	0.49
16:AQ:46:HIS:CE1	16:AQ:48:GLU:HG2	2.47	0.49
16:AQ:66:LEU:O	16:AQ:67:SER:HB2	2.13	0.49
23:BB:2015:A:N3	31:B0:2:VAL:HG22	2.27	0.49
53:B6:129:ILE:O	53:B6:132:ILE:HB	2.12	0.49
23:BB:1411:U:H2'	23:BB:1412:U:C6	2.48	0.49
23:BB:1806:C:C2'	23:BB:1807:G:H5'	2.42	0.49
23:BB:2136:G:H2'	23:BB:2137:U:C6	2.47	0.49
23:BB:2149:U:H2'	23:BB:2150:C:C6	2.47	0.49
23:BB:2244:U:H2'	23:BB:2245:U:C6	2.48	0.49
23:BB:2363:G:O2'	23:BB:2364:C:H5'	2.12	0.49
23:BB:2457:U:H2'	23:BB:2458:G:H5'	1.93	0.49
23:BB:2519:U:C6	23:BB:2542:A:N6	2.81	0.49
23:BB:2849:U:H4'	23:BB:2850:A:C5'	2.42	0.49
25:BC:159:THR:N	25:BC:194:VAL:CG1	2.75	0.49
23:BB:2680:U:OP2	26:BD:114:LYS:HB3	2.13	0.49
26:BD:36:GLN:OE1	26:BD:38:LYS:HE3	2.13	0.49
47:BF:98:PHE:O	47:BF:102:LEU:HD12	2.12	0.49
47:BF:107:VAL:HB	47:BF:108:PRO:HD3	1.93	0.49
47:BF:34:THR:O	47:BF:35:LEU:HB2	2.12	0.49
48:BG:54:ARG:O	48:BG:57:TYR:HD1	1.96	0.49
40:BH:73:ASN:HB3	40:BH:141:LYS:HZ1	1.75	0.49

Continued on next page...

Continued from previous page...

Atom-1	Atom-2	Interatomic distance (Å)	Clash overlap (Å)
37:BL:30:THR:O	37:BL:31:GLY:C	2.51	0.49
23:BB:666:A:H4'	37:BL:48:ARG:HD3	1.94	0.49
38:BM:38:ARG:HB3	38:BM:98:PRO:HD3	1.95	0.49
44:BQ:105:PHE:O	44:BQ:109:VAL:HG23	2.12	0.49
50:BT:23:ALA:C	50:BT:25:GLU:H	2.15	0.49
50:BT:47:VAL:HG13	50:BT:51:PHE:CD1	2.48	0.49
35:BV:44:HIS:NE2	35:BV:85:LYS:HB2	2.27	0.49
1:CA:1130:A:H2'	1:CA:1131:G:C8	2.48	0.49
1:CA:1490:U:C2'	1:CA:1491:G:H5'	2.42	0.49
1:CA:248:C:O2'	1:CA:249:U:H5'	2.12	0.49
1:CA:844:G:H8	1:CA:844:G:OP2	1.96	0.49
1:CA:920:U:O2'	1:CA:921:U:H5'	2.11	0.49
20:CB:182:VAL:O	20:CB:195:VAL:HG13	2.13	0.49
2:CC:170:GLY:O	2:CC:172:VAL:HG23	2.13	0.49
6:CG:149:ALA:HB1	10:CK:59:PRO:HB2	1.94	0.49
13:CN:2:LYS:O	13:CN:6:LYS:HG3	2.13	0.49
14:CO:8:THR:O	14:CO:11:ILE:HG22	2.13	0.49
11:CL:3:VAL:CG1	16:CQ:33:TYR:HB3	2.43	0.49
31:D0:42:ILE:HG22	31:D0:43:THR:O	2.12	0.49
34:D3:44:ARG:N	34:D3:45:PRO:HD2	2.28	0.49
22:DA:113:C:H2'	22:DA:114:C:C6	2.47	0.49
22:DA:52:A:H2'	22:DA:53:A:H5'	1.94	0.49
23:DB:1683:U:H2'	23:DB:1684:G:C8	2.48	0.49
23:DB:1785:A:H2'	23:DB:1787:A:N7	2.27	0.49
23:DB:1829:A:HO2'	25:DC:14:HIS:CD2	2.31	0.49
23:DB:2339:C:H2'	23:DB:2340:A:H8	1.76	0.49
23:DB:2361:G:O2'	23:DB:2362:C:H5'	2.13	0.49
23:DB:2439:A:C8	23:DB:2586:U:H4'	2.48	0.49
23:DB:2825:G:N3	23:DB:2825:G:H5''	2.27	0.49
23:DB:2830:C:H1'	23:DB:2836:U:O4'	2.13	0.49
23:DB:533:G:H2'	23:DB:534:U:C6	2.48	0.49
23:DB:600:G:H2'	23:DB:601:C:C6	2.48	0.49
23:DB:667:U:H2'	23:DB:668:A:O4'	2.13	0.49
23:DB:697:G:H2'	23:DB:698:C:C6	2.47	0.49
23:DB:796:C:H2'	23:DB:797:G:H8	1.78	0.49
23:DB:960:A:H61	38:DM:82:MET:CE	2.25	0.49
25:DC:153:LEU:HD13	25:DC:175:LEU:CD2	2.43	0.49
26:DD:174:SER:O	26:DD:175:LEU:HB2	2.13	0.49
29:DE:172:ALA:O	29:DE:199:MET:HE3	2.13	0.49
47:DF:79:ARG:O	47:DF:82:TYR:HB2	2.13	0.49
27:DK:19:VAL:CB	27:DK:41:ILE:HD11	2.43	0.49

Continued on next page...

Continued from previous page...

Atom-1	Atom-2	Interatomic distance (Å)	Clash overlap (Å)
27:DK:39:ILE:N	27:DK:39:ILE:HD13	2.27	0.49
37:DL:92:LEU:HD23	37:DL:92:LEU:H	1.77	0.49
42:DN:65:LEU:HD11	42:DN:69:ARG:CZ	2.43	0.49
52:DW:77:LYS:HZ3	52:DW:77:LYS:HB2	1.78	0.49
1:AA:1303:C:H2'	1:AA:1304:G:O4'	2.12	0.49
1:AA:1379:G:O2'	1:AA:1380:U:H5'	2.13	0.49
1:AA:1499:A:H1'	1:AA:1520:C:H5'	1.94	0.49
1:AA:248:C:O2'	1:AA:249:U:H5'	2.13	0.49
1:AA:254:G:H4'	16:AQ:19:SER:OG	2.13	0.49
1:AA:386:C:C2'	1:AA:387:U:H5'	2.43	0.49
1:AA:584:G:O2'	1:AA:585:G:H5'	2.12	0.49
1:AA:638:U:H2'	1:AA:639:G:O4'	2.13	0.49
1:AA:697:U:O2	1:AA:798:U:H1'	2.12	0.49
1:AA:82:G:C6	1:AA:88:U:O2	2.65	0.49
20:AB:116:LEU:HA	20:AB:119:GLN:HG2	1.95	0.49
20:AB:31:PHE:N	20:AB:41:ASN:HB2	2.28	0.49
20:AB:42:LEU:O	20:AB:46:VAL:HG12	2.13	0.49
8:AI:56:MET:C	8:AI:58:GLU:N	2.66	0.49
9:AJ:44:THR:HG23	9:AJ:69:THR:C	2.33	0.49
16:AQ:10:ARG:HH21	16:AQ:55:GLY:H	1.60	0.49
18:AS:42:ASN:N	18:AS:42:ASN:ND2	2.61	0.49
19:AT:15:LYS:HA	19:AT:18:LYS:HE3	1.95	0.49
19:AT:34:VAL:HG11	19:AT:78:LEU:HD13	1.94	0.49
23:BB:246:C:N4	34:B3:7:ARG:HG2	2.27	0.49
23:BB:1100:C:H2'	23:BB:1101:U:H6	1.77	0.49
23:BB:1714:U:H3'	23:BB:1715:G:C5'	2.43	0.49
23:BB:1901:A:H2'	23:BB:1902:C:C6	2.48	0.49
23:BB:2397:G:H2'	23:BB:2398:U:H6	1.78	0.49
23:BB:2442:C:O2'	23:BB:2443:C:H5'	2.13	0.49
23:BB:2598:A:OP1	25:BC:233:GLY:HA2	2.12	0.49
23:BB:2886:A:H3'	23:BB:2887:A:H8	1.78	0.49
23:BB:296:U:H2'	23:BB:297:G:C8	2.47	0.49
23:BB:416:U:H2'	23:BB:417:C:C6	2.48	0.49
23:BB:840:C:H2'	23:BB:841:G:H8	1.78	0.49
23:BB:919:U:O5'	23:BB:919:U:H6	1.95	0.49
23:BB:992:C:H2'	23:BB:993:G:H8	1.78	0.49
25:BC:171:VAL:HG23	25:BC:185:ALA:HB2	1.95	0.49
29:BE:196:VAL:O	29:BE:200:LEU:HD23	2.12	0.49
47:BF:102:LEU:C	47:BF:104:THR:H	2.15	0.49
47:BF:64:PRO:HB3	47:BF:88:VAL:HG21	1.95	0.49
48:BG:38:ASP:CG	48:BG:39:ALA:N	2.66	0.49

Continued on next page...

Continued from previous page...

Atom-1	Atom-2	Interatomic distance (Å)	Clash overlap (Å)
24:BI:2:LYS:NZ	24:BI:2:LYS:HB3	2.27	0.49
27:BK:34:GLY:O	27:BK:36:GLY:N	2.46	0.49
38:BM:97:GLN:N	38:BM:97:GLN:OE1	2.46	0.49
44:BQ:35:PHE:O	44:BQ:39:ILE:HG12	2.13	0.49
44:BQ:56:PHE:HA	44:BQ:59:LEU:HB3	1.95	0.49
35:BV:21:ARG:HE	35:BV:87:GLN:HB3	1.78	0.49
30:BY:11:SER:OG	30:BY:13:ILE:HG13	2.12	0.49
1:CA:1053:G:H4'	1:CA:1054:C:H5'	1.94	0.49
1:CA:1430:A:H2'	1:CA:1431:A:O4'	2.12	0.49
1:CA:167:A:O2'	1:CA:168:G:H5'	2.12	0.49
1:CA:692:U:O2	1:CA:694:A:H5''	2.12	0.49
1:CA:692:U:H2'	1:CA:694:A:OP2	2.12	0.49
20:CB:109:SER:O	20:CB:112:ARG:HB3	2.13	0.49
3:CD:28:ASP:HA	3:CD:33:ILE:CG2	2.43	0.49
3:CD:80:ARG:NH1	3:CD:81:LEU:HD23	2.28	0.49
6:CG:80:GLY:C	6:CG:82:SER:H	2.15	0.49
7:CH:112:ASP:CG	7:CH:113:ARG:H	2.16	0.49
8:CI:122:ARG:NH1	8:CI:122:ARG:HG3	2.28	0.49
17:CR:34:GLU:HB2	21:CU:18:PHE:CZ	2.38	0.49
33:D1:3:GLY:C	33:D1:5:ARG:H	2.14	0.49
22:DA:87:U:C2'	22:DA:88:C:O5'	2.61	0.49
23:DB:2025:C:H2'	23:DB:2026:U:H6	1.78	0.49
23:DB:2107:G:H2'	23:DB:2108:A:C8	2.48	0.49
23:DB:351:C:H2'	23:DB:352:A:H8	1.78	0.49
23:DB:433:C:H2'	23:DB:434:U:C6	2.48	0.49
23:DB:878:A:H5'	23:DB:900:A:N6	2.26	0.49
29:DE:61:ARG:O	29:DE:62:GLN:C	2.50	0.49
47:DF:92:GLY:O	47:DF:95:MET:HB3	2.12	0.49
37:DL:116:VAL:HG22	37:DL:117:THR:N	2.28	0.49
38:DM:55:ARG:HG3	38:DM:55:ARG:NH2	2.27	0.49
42:DN:47:VAL:O	42:DN:51:LEU:HD13	2.13	0.49
42:DN:56:LYS:HD2	42:DN:88:ALA:HA	1.94	0.49
44:DQ:96:ASP:C	44:DQ:98:ALA:N	2.66	0.49
23:DB:1161:C:C1'	49:DR:9:GLY:HA3	2.43	0.49
39:DX:29:ARG:NH1	50:DT:12:ARG:HG2	2.28	0.49
30:DY:13:ILE:HG22	30:DY:14:GLY:N	2.28	0.49
51:DZ:30:LEU:CD2	51:DZ:30:LEU:H	2.19	0.49
1:AA:692:U:O2	1:AA:694:A:H5''	2.13	0.49
1:AA:745:G:H2'	1:AA:746:A:C8	2.48	0.49
1:AA:72:A:H61	1:AA:98:A:H2	1.59	0.49
20:AB:103:TRP:CZ3	20:AB:107:ARG:HD2	2.47	0.49

Continued on next page...

Continued from previous page...

Atom-1	Atom-2	Interatomic distance (Å)	Clash overlap (Å)
20:AB:216:VAL:O	20:AB:220:VAL:HG23	2.13	0.49
4:AE:131:ASN:ND2	4:AE:133:ILE:HB	2.28	0.49
19:AT:72:ALA:HA	19:AT:75:LYS:HD3	1.93	0.49
53:B6:106:LEU:HD12	53:B6:111:ARG:HD2	1.93	0.49
53:B6:3:LEU:HD11	53:B6:149:LEU:HD11	1.95	0.49
23:BB:1196:C:H2'	23:BB:1197:G:C8	2.48	0.49
23:BB:1353:A:H2'	23:BB:1354:A:H8	1.78	0.49
23:BB:162:U:C2'	23:BB:162:U:O2	2.61	0.49
23:BB:1937:A:N7	23:BB:1939:U:H2'	2.28	0.49
23:BB:207:A:H2'	23:BB:208:C:O4'	2.13	0.49
23:BB:2449:U:H4'	23:BB:2450:A:OP1	2.13	0.49
23:BB:2658:C:H5'	48:BG:159:LYS:HZ1	1.76	0.49
23:BB:2751:G:H5''	48:BG:3:VAL:HG13	1.95	0.49
23:BB:299:A:N6	23:BB:322:A:O2'	2.45	0.49
23:BB:572:A:H5''	23:BB:573:U:OP2	2.13	0.49
23:BB:692:C:H5''	25:BC:38:LYS:HB2	1.95	0.49
23:BB:705:A:N6	23:BB:726:G:H1'	2.27	0.49
23:BB:718:A:H2'	23:BB:719:C:H5'	1.95	0.49
23:BB:720:U:H2'	23:BB:721:A:C8	2.47	0.49
23:BB:807:U:H2'	23:BB:808:G:C8	2.48	0.49
23:BB:981:A:H2'	23:BB:982:C:C5'	2.43	0.49
25:BC:180:MET:HB3	25:BC:267:VAL:HG23	1.95	0.49
47:BF:55:ASP:OD2	47:BF:149:ARG:HG3	2.13	0.49
41:BJ:77:HIS:CD2	41:BJ:84:ILE:H	2.30	0.49
23:BB:2548:U:H1'	27:BK:23:LYS:HZ1	1.74	0.49
45:BS:24:ILE:CG2	45:BS:71:VAL:HG11	2.34	0.49
1:CA:100:G:H2'	1:CA:101:A:O4'	2.13	0.49
1:CA:1021:A:H2'	1:CA:1022:A:O4'	2.13	0.49
1:CA:443:C:H2'	1:CA:444:G:C8	2.48	0.49
1:CA:745:G:H2'	1:CA:746:A:C8	2.47	0.49
1:CA:922:G:H4'	4:CE:24:VAL:HA	1.95	0.49
21:AU:10:PRO:HB2	2:CC:71:ARG:CD	2.43	0.49
1:CA:430:A:OP1	3:CD:8:LEU:HD23	2.13	0.49
6:CG:71:THR:HG22	6:CG:141:HIS:CE1	2.47	0.49
9:CJ:12:ALA:H	9:CJ:18:ILE:HD12	1.76	0.49
53:D6:93:SER:N	53:D6:100:TYR:O	2.45	0.49
53:D6:151:GLU:HA	53:D6:154:THR:HG22	1.95	0.49
23:DB:1485:U:H2'	23:DB:1486:U:H6	1.77	0.49
23:DB:1845:G:O2'	23:DB:1846:G:H5'	2.12	0.49
23:DB:191:A:H2'	23:DB:192:C:C6	2.48	0.49
23:DB:2015:A:H2'	23:DB:2016:U:O4'	2.13	0.49

Continued on next page...

Continued from previous page...

Atom-1	Atom-2	Interatomic distance (Å)	Clash overlap (Å)
23:DB:565:C:O2'	23:DB:566:U:H5'	2.13	0.49
23:DB:622:G:H2'	23:DB:623:C:C6	2.48	0.49
23:DB:7:G:H2'	23:DB:8:C:C6	2.48	0.49
23:DB:84:A:H4'	23:DB:85:G:O5'	2.13	0.49
23:DB:782:A:C2	25:DC:224:MET:HB3	2.48	0.49
25:DC:4:LYS:HE2	25:DC:5:CYS:H	1.77	0.49
41:DJ:114:LEU:O	41:DJ:117:ALA:HB3	2.13	0.49
41:DJ:28:LEU:HD23	41:DJ:29:ALA:N	2.28	0.49
38:DM:32:GLY:HA3	38:DM:103:TYR:O	2.13	0.49
31:D0:41:HIS:HB2	42:DN:99:LYS:O	2.13	0.49
28:DP:3:ILE:C	28:DP:3:ILE:HD13	2.33	0.49
49:DR:40:MET:CG	49:DR:48:LYS:HA	2.43	0.49
45:DS:96:ILE:HG23	45:DS:96:ILE:O	2.12	0.49
46:DU:24:VAL:HG22	46:DU:35:VAL:HG22	1.95	0.49
35:DV:4:ILE:HD11	35:DV:61:LEU:HB3	1.95	0.49
39:DX:1:MET:HG2	39:DX:4:LYS:HZ3	1.77	0.49
51:DZ:49:LEU:HD13	51:DZ:51:VAL:CG2	2.43	0.49
1:AA:1330:U:C2'	1:AA:1331:G:H5'	2.43	0.48
1:AA:409:U:H2'	1:AA:410:G:C8	2.48	0.48
5:AF:70:VAL:HG23	5:AF:71:ILE:N	2.28	0.48
7:AH:112:ASP:CG	7:AH:113:ARG:H	2.17	0.48
1:AA:643:C:H5'	7:AH:31:LEU:HD13	1.95	0.48
14:AO:71:LYS:HB2	14:AO:78:TYR:CD2	2.48	0.48
22:BA:53:A:C2'	22:BA:54:G:H5'	2.43	0.48
23:BB:1023:U:H2'	23:BB:1024:G:H5'	1.94	0.48
23:BB:1010:A:N3	23:BB:1153:C:H1'	2.28	0.48
23:BB:1463:C:H2'	23:BB:1464:G:C8	2.48	0.48
23:BB:1640:A:O2'	23:BB:1641:A:H5'	2.12	0.48
23:BB:1730:C:O2'	23:BB:1731:G:N2	2.45	0.48
23:BB:2699:C:H2'	23:BB:2700:A:C8	2.48	0.48
23:BB:2861:U:H2'	23:BB:2862:G:H8	1.77	0.48
23:BB:573:U:O2'	23:BB:574:A:H3'	2.13	0.48
23:BB:635:C:H2'	23:BB:636:G:C8	2.47	0.48
23:BB:753:A:O2'	23:BB:754:U:H5'	2.13	0.48
23:BB:796:C:H2'	23:BB:797:G:C8	2.47	0.48
23:BB:946:C:H2'	23:BB:947:A:H8	1.78	0.48
25:BC:243:PRO:O	25:BC:250:GLN:HA	2.12	0.48
25:BC:79:ARG:HD2	25:BC:81:GLU:CG	2.44	0.48
48:BG:112:VAL:HG12	48:BG:113:ASP:N	2.28	0.48
41:BJ:23:LYS:HZ1	41:BJ:142:ILE:HA	1.79	0.48
41:BJ:81:ILE:HG12	41:BJ:82:GLY:N	2.27	0.48

Continued on next page...

Continued from previous page...

Atom-1	Atom-2	Interatomic distance (Å)	Clash overlap (Å)
28:BP:23:ASP:HA	28:BP:88:ARG:HA	1.95	0.48
45:BS:41:LYS:HB3	45:BS:41:LYS:NZ	2.28	0.48
46:BU:43:LYS:HD3	46:BU:44:HIS:N	2.28	0.48
52:BW:49:ASN:HA	52:BW:61:LYS:H	1.78	0.48
1:CA:1143:G:O2'	1:CA:1144:G:H5'	2.13	0.48
1:CA:1333:A:H2'	1:CA:1334:G:O4'	2.13	0.48
1:CA:171:A:H2'	1:CA:172:A:C8	2.48	0.48
1:CA:642:A:H2'	1:CA:643:C:H6	1.77	0.48
1:CA:767:A:H2'	1:CA:768:A:C8	2.47	0.48
1:CA:833:G:H2'	1:CA:834:U:H6	1.77	0.48
1:CA:911:U:H2'	1:CA:912:C:C6	2.48	0.48
1:CA:968:A:H4'	1:CA:969:A:OP2	2.13	0.48
20:CB:42:LEU:HA	20:CB:45:THR:CB	2.43	0.48
3:CD:145:ARG:HB3	3:CD:147:LYS:HD2	1.95	0.48
3:CD:164:ARG:HG3	3:CD:165:GLU:N	2.28	0.48
3:CD:169:TRP:C	3:CD:182:LYS:HB2	2.33	0.48
4:CE:81:GLN:N	4:CE:146:MET:HE3	2.25	0.48
7:CH:123:GLU:HG2	7:CH:124:ILE:O	2.13	0.48
11:CL:73:LEU:HD21	11:CL:103:CYS:SG	2.53	0.48
14:CO:85:LEU:HD12	14:CO:85:LEU:N	2.28	0.48
21:CU:3:ILE:HD11	21:CU:22:CYS:SG	2.53	0.48
53:D6:59:THR:O	53:D6:61:PRO:HD3	2.12	0.48
22:DA:23:G:H2'	22:DA:24:G:C8	2.48	0.48
22:DA:75:G:H2'	22:DA:76:G:C8	2.48	0.48
22:DA:88:C:H2'	22:DA:89:U:C5	2.48	0.48
23:DB:1439:A:N7	23:DB:1440:U:N1	2.61	0.48
23:DB:1812:U:H4'	25:DC:44:ASN:OD1	2.12	0.48
23:DB:1854:A:N6	23:DB:1888:G:H1'	2.27	0.48
23:DB:2047:C:H2'	23:DB:2048:G:H8	1.77	0.48
23:DB:2213:U:O2	23:DB:2213:U:C2'	2.59	0.48
23:DB:2323:G:O2'	23:DB:2324:U:H5'	2.13	0.48
23:DB:2352:A:H2'	23:DB:2353:G:O4'	2.13	0.48
23:DB:2471:A:O2'	23:DB:2472:G:C8	2.54	0.48
23:DB:271:G:HO2'	23:DB:272:A:H8	1.61	0.48
23:DB:2869:G:H2'	23:DB:2870:C:C6	2.47	0.48
23:DB:307:G:N2	23:DB:309:A:H3'	2.28	0.48
23:DB:299:A:N6	23:DB:322:A:O2'	2.44	0.48
23:DB:545:U:C5	23:DB:546:U:H1'	2.48	0.48
23:DB:909:A:H2'	23:DB:912:C:C5	2.48	0.48
25:DC:15:VAL:HG13	25:DC:204:LEU:O	2.13	0.48
23:DB:451:U:OP1	29:DE:47:LYS:HD2	2.14	0.48

Continued on next page...

Continued from previous page...

Atom-1	Atom-2	Interatomic distance (Å)	Clash overlap (Å)
29:DE:88:ARG:O	29:DE:90:GLN:HG3	2.13	0.48
24:DI:57:VAL:HG23	24:DI:71:LYS:NZ	2.27	0.48
27:DK:107:LEU:C	27:DK:109:SER:H	2.17	0.48
38:DM:31:PHE:HB3	38:DM:130:PHE:CZ	2.47	0.48
38:DM:35:ALA:HB3	38:DM:99:GLY:N	2.26	0.48
38:DM:49:ALA:HA	38:DM:123:LYS:HG3	1.95	0.48
23:DB:2276:G:OP2	38:DM:85:GLY:N	2.46	0.48
42:DN:102:PHE:N	42:DN:102:PHE:CD1	2.80	0.48
43:DO:110:ALA:O	43:DO:115:LEU:HB2	2.13	0.48
44:DQ:108:LEU:CA	49:DR:48:LYS:HD3	2.43	0.48
44:DQ:105:PHE:O	44:DQ:109:VAL:HG23	2.13	0.48
44:DQ:86:SER:HB2	49:DR:51:VAL:HA	1.93	0.48
49:DR:14:VAL:HG22	49:DR:15:SER:H	1.76	0.48
50:DT:11:LEU:CD2	50:DT:46:ALA:HB1	2.43	0.48
46:DU:27:VAL:CG2	46:DU:33:VAL:HG12	2.40	0.48
30:DY:5:LYS:O	30:DY:57:GLU:HB2	2.12	0.48
1:AA:1053:G:C3'	1:AA:1054:C:H5'	2.43	0.48
1:AA:399:G:H2'	1:AA:400:C:C6	2.48	0.48
1:AA:440:C:O2'	1:AA:441:A:H5'	2.13	0.48
20:AB:69:VAL:HB	20:AB:162:VAL:CB	2.43	0.48
20:AB:59:ILE:HD12	20:AB:60:ALA:N	2.29	0.48
3:AD:29:THR:HG22	3:AD:30:LYS:HD3	1.95	0.48
4:AE:44:ARG:HD2	4:AE:72:ASN:ND2	2.28	0.48
10:AK:33:ILE:HG13	10:AK:73:VAL:HG21	1.94	0.48
34:B3:30:HIS:HD2	34:B3:31:ILE:H	1.61	0.48
23:BB:1165:A:H2'	23:BB:1166:G:H8	1.78	0.48
23:BB:1400:U:H2'	23:BB:1401:G:H8	1.76	0.48
23:BB:1727:C:H2'	23:BB:1728:C:O4'	2.13	0.48
23:BB:178:G:O2'	23:BB:179:C:H5'	2.13	0.48
23:BB:2047:C:H2'	23:BB:2048:G:H8	1.78	0.48
23:BB:2060:A:C2'	29:BE:63:LYS:HZ1	2.25	0.48
23:BB:2323:G:C2'	23:BB:2324:U:H5'	2.42	0.48
23:BB:2367:G:O2'	23:BB:2368:C:H5'	2.13	0.48
23:BB:2394:C:OP1	37:BL:63:LYS:HG2	2.13	0.48
23:BB:2560:A:H2'	23:BB:2561:U:H6	1.77	0.48
23:BB:2839:G:O2'	23:BB:2840:C:H5'	2.13	0.48
23:BB:603:A:H4'	23:BB:604:G:O5'	2.13	0.48
23:BB:672:C:H2'	23:BB:673:C:C6	2.48	0.48
23:BB:820:A:H2'	23:BB:821:A:O4'	2.12	0.48
25:BC:173:LEU:N	25:BC:173:LEU:HD13	2.27	0.48
29:BE:193:VAL:O	29:BE:197:GLU:HB2	2.12	0.48

Continued on next page...

Continued from previous page...

Atom-1	Atom-2	Interatomic distance (Å)	Clash overlap (Å)
29:BE:61:ARG:O	29:BE:62:GLN:C	2.50	0.48
47:BF:78:ILE:HD12	47:BF:78:ILE:N	2.27	0.48
24:BI:125:THR:O	24:BI:129:GLU:HG3	2.13	0.48
24:BI:52:LEU:HD12	24:BI:52:LEU:N	2.28	0.48
41:BJ:114:LEU:O	41:BJ:117:ALA:HB3	2.14	0.48
37:BL:89:VAL:O	37:BL:89:VAL:HG13	2.13	0.48
23:BB:561:G:O2'	44:BQ:44:TYR:OH	2.30	0.48
44:BQ:60:TRP:CZ2	44:BQ:93:ILE:HB	2.47	0.48
35:BV:28:ALA:HA	35:BV:88:HIS:CE1	2.48	0.48
52:BW:65:LYS:O	52:BW:81:ILE:HA	2.14	0.48
51:BZ:63:GLY:O	51:BZ:66:THR:N	2.46	0.48
1:CA:176:C:H2'	1:CA:177:G:N3	2.28	0.48
1:CA:233:C:H2'	1:CA:234:C:H6	1.78	0.48
1:CA:810:C:O2'	1:CA:811:C:H5'	2.13	0.48
1:CA:903:G:O2'	1:CA:904:U:H5'	2.13	0.48
20:CB:216:VAL:O	20:CB:220:VAL:HG23	2.13	0.48
1:CA:613:C:P	3:CD:80:ARG:HH21	2.36	0.48
10:CK:51:PHE:HB2	10:CK:55:ARG:HB3	1.95	0.48
12:CM:106:ARG:HH12	12:CM:109:LYS:CE	2.26	0.48
21:CU:40:PRO:C	21:CU:42:THR:N	2.66	0.48
53:D6:16:LYS:O	53:D6:20:VAL:HG23	2.13	0.48
23:DB:1050:A:H2'	23:DB:1051:G:H8	1.79	0.48
23:DB:1099:G:N7	24:DI:3:LYS:CD	2.76	0.48
23:DB:2229:U:H2'	23:DB:2230:G:C8	2.45	0.48
23:DB:2457:U:C2'	23:DB:2458:G:H5'	2.43	0.48
23:DB:2557:G:H2'	23:DB:2558:C:H6	1.74	0.48
23:DB:2886:A:H62	31:D0:39:ARG:CD	2.26	0.48
23:DB:608:A:H2'	23:DB:609:A:H8	1.76	0.48
26:DD:97:SER:HB3	26:DD:99:GLU:HG3	1.94	0.48
47:DF:163:GLU:CA	47:DF:166:ARG:HD2	2.35	0.48
47:DF:33:ILE:HB	47:DF:90:LEU:HB2	1.95	0.48
40:DH:47:PHE:O	40:DH:51:ARG:N	2.45	0.48
27:DK:35:VAL:HG12	27:DK:69:VAL:HG22	1.95	0.48
38:DM:55:ARG:HH21	38:DM:55:ARG:HG3	1.77	0.48
49:DR:74:ILE:HB	49:DR:87:GLN:O	2.12	0.48
45:DS:31:GLN:C	45:DS:33:LEU:H	2.15	0.48
46:DU:48:VAL:H	46:DU:53:GLN:HB2	1.78	0.48
1:AA:960:U:O3'	1:AA:1223:C:H4'	2.13	0.48
1:AA:1430:A:H2'	1:AA:1431:A:O4'	2.12	0.48
1:AA:233:C:H2'	1:AA:234:C:H6	1.79	0.48
2:AC:51:VAL:HA	2:AC:69:THR:HA	1.94	0.48

Continued on next page...

Continued from previous page...

Atom-1	Atom-2	Interatomic distance (Å)	Clash overlap (Å)
5:AF:3:HIS:CE1	5:AF:95:ALA:HB2	2.49	0.48
6:AG:129:ASN:HA	6:AG:134:VAL:HG21	1.95	0.48
6:AG:15:PRO:HG2	6:AG:43:TYR:OH	2.13	0.48
6:AG:71:THR:HG22	6:AG:141:HIS:CE1	2.48	0.48
1:AA:1342:C:H5'	8:AI:127:SER:HA	1.94	0.48
1:AA:1227:A:O2'	12:AM:113:LYS:HE2	2.13	0.48
14:AO:14:GLU:HB3	14:AO:84:ARG:NH2	2.27	0.48
32:B4:7:VAL:HG13	32:B4:8:LYS:N	2.24	0.48
53:B6:134:ARG:HH22	53:B6:135:GLU:HG2	1.75	0.48
53:B6:85:ASP:O	53:B6:86:SER:HB2	2.12	0.48
23:BB:1353:A:O2'	23:BB:1354:A:H5'	2.13	0.48
23:BB:1439:A:N7	23:BB:1440:U:N1	2.62	0.48
23:BB:1526:C:H2'	23:BB:1527:G:O4'	2.14	0.48
23:BB:1733:G:H2'	23:BB:1734:G:C8	2.48	0.48
23:BB:2247:A:H2'	23:BB:2248:C:C6	2.47	0.48
23:BB:2543:G:H2'	23:BB:2544:G:C8	2.48	0.48
23:BB:2667:C:H2'	23:BB:2668:G:O4'	2.13	0.48
23:BB:522:A:H2'	23:BB:523:C:C6	2.47	0.48
23:BB:729:G:H2'	23:BB:1775:U:H1'	1.95	0.48
47:BF:4:HIS:O	47:BF:7:TYR:HB3	2.12	0.48
24:BI:85:ILE:CD1	24:BI:137:LEU:HD21	2.43	0.48
24:BI:21:PRO:CB	24:BI:22:PRO:HD3	2.40	0.48
42:BN:63:ARG:HD2	42:BN:80:PHE:CD2	2.48	0.48
43:BO:6:ALA:HB3	43:BO:10:ARG:HH11	1.78	0.48
43:BO:3:LYS:N	43:BO:3:LYS:HD3	2.18	0.48
44:BQ:94:LEU:HD12	49:BR:13:ARG:HB2	1.94	0.48
46:BU:38:ILE:HG23	46:BU:39:ASN:N	2.29	0.48
30:BY:8:GLN:HB3	30:BY:31:ILE:C	2.33	0.48
1:CA:1165:U:H2'	1:CA:1166:G:O4'	2.12	0.48
1:CA:131:A:H2'	1:CA:132:C:C6	2.48	0.48
1:CA:1514:G:H2'	1:CA:1515:G:H8	1.79	0.48
1:CA:254:G:O2'	1:CA:255:G:H5'	2.13	0.48
1:CA:389:A:H3'	1:CA:390:U:C6	2.46	0.48
1:CA:76:G:H2'	1:CA:77:A:H8	1.78	0.48
20:CB:69:VAL:HB	20:CB:162:VAL:CB	2.44	0.48
20:CB:23:ASN:HD22	20:CB:24:PRO:CD	2.25	0.48
4:CE:82:HIS:CD2	7:CH:95:MET:HG3	2.48	0.48
7:CH:9:MET:O	7:CH:13:ILE:HG13	2.13	0.48
8:CI:23:GLY:HA3	8:CI:61:ASP:OD1	2.13	0.48
9:CJ:73:LEU:CD1	9:CJ:75:ASP:HB2	2.43	0.48
15:CP:38:PHE:CD2	15:CP:51:ARG:HB2	2.49	0.48

Continued on next page...

Continued from previous page...

Atom-1	Atom-2	Interatomic distance (Å)	Clash overlap (Å)
16:CQ:10:ARG:HH21	16:CQ:55:GLY:H	1.61	0.48
18:CS:20:LYS:HD2	18:CS:20:LYS:O	2.14	0.48
19:CT:71:ALA:O	19:CT:74:HIS:HB2	2.13	0.48
23:DB:2814:A:C4'	31:D0:25:THR:HG21	2.41	0.48
53:D6:36:ALA:CA	53:D6:39:LEU:HD23	2.43	0.48
23:DB:1335:C:H2'	23:DB:1336:A:C8	2.49	0.48
23:DB:1346:G:O2'	23:DB:1347:A:H5'	2.13	0.48
23:DB:138:U:H2'	23:DB:140:C:O4'	2.13	0.48
23:DB:1515:A:H4'	23:DB:1556:C:O2'	2.12	0.48
23:DB:2091:C:H1'	51:DZ:34:HIS:CD2	2.48	0.48
23:DB:917:A:H5''	23:DB:2268:A:H61	1.78	0.48
23:DB:2309:A:N6	47:DF:75:GLY:HA3	2.29	0.48
23:DB:2720:U:H2'	23:DB:2721:A:C8	2.48	0.48
23:DB:636:G:H3'	37:DL:128:THR:CG2	2.44	0.48
23:DB:62:U:H3'	23:DB:63:A:H8	1.77	0.48
23:DB:839:U:H2'	23:DB:840:C:C6	2.48	0.48
25:DC:243:PRO:O	25:DC:250:GLN:HA	2.12	0.48
26:DD:62:LYS:HB2	26:DD:63:PRO:HD3	1.95	0.48
29:DE:73:ILE:HG12	29:DE:73:ILE:O	2.12	0.48
47:DF:102:LEU:C	47:DF:104:THR:H	2.16	0.48
47:DF:2:LYS:HD2	47:DF:100:GLU:HG2	1.95	0.48
48:DG:29:ASN:HD21	48:DG:81:GLY:HA2	1.77	0.48
27:DK:63:VAL:HG21	27:DK:85:VAL:HG23	1.94	0.48
37:DL:30:THR:O	37:DL:31:GLY:C	2.51	0.48
42:DN:59:SER:C	42:DN:61:ALA:H	2.17	0.48
44:DQ:35:PHE:O	44:DQ:39:ILE:HG12	2.13	0.48
44:DQ:60:TRP:HB3	44:DQ:92:LYS:O	2.13	0.48
44:DQ:63:ARG:HH12	44:DQ:96:ASP:HA	1.77	0.48
49:DR:7:SER:HB2	49:DR:22:LEU:HD22	1.93	0.48
46:DU:38:ILE:HG23	46:DU:39:ASN:N	2.27	0.48
35:DV:5:ASN:HA	35:DV:64:VAL:O	2.12	0.48
1:AA:1182:G:H4'	1:AA:1183:U:C5'	2.44	0.48
1:AA:1186:G:H4'	8:AI:111:GLU:OE1	2.12	0.48
1:AA:1270:G:H2'	1:AA:1271:A:C8	2.48	0.48
1:AA:1366:C:H2'	1:AA:1367:C:C6	2.48	0.48
1:AA:189:A:H2'	1:AA:190:A:C8	2.47	0.48
1:AA:33:A:O2'	1:AA:34:C:H5'	2.13	0.48
1:AA:633:G:H2'	1:AA:634:C:C6	2.48	0.48
1:AA:658:C:H2'	1:AA:659:U:H6	1.78	0.48
20:AB:109:SER:O	20:AB:112:ARG:HB3	2.13	0.48
20:AB:25:LYS:HD3	20:AB:193:ASP:OD2	2.14	0.48

Continued on next page...

Continued from previous page...

Atom-1	Atom-2	Interatomic distance (Å)	Clash overlap (Å)
20:AB:93:HIS:O	20:AB:94:ARG:C	2.51	0.48
2:AC:38:VAL:HG23	2:AC:39:ARG:N	2.29	0.48
3:AD:25:ARG:C	3:AD:25:ARG:HD3	2.33	0.48
7:AH:83:ARG:C	7:AH:84:ILE:HG13	2.32	0.48
8:AI:71:ILE:N	8:AI:71:ILE:HD12	2.28	0.48
1:AA:972:C:P	9:AJ:59:LYS:HD3	2.53	0.48
12:AM:90:HIS:HA	12:AM:108:ARG:NH2	2.27	0.48
12:AM:78:ARG:NH2	12:AM:82:LEU:HD11	2.28	0.48
18:AS:50:VAL:O	18:AS:57:VAL:HG22	2.13	0.48
23:BB:1172:C:H2'	23:BB:1173:U:C1'	2.43	0.48
23:BB:1339:G:H21	23:BB:1603:A:H1'	1.78	0.48
23:BB:1456:G:O2'	23:BB:1457:U:H5'	2.13	0.48
23:BB:1708:C:O2'	23:BB:1709:U:H5'	2.14	0.48
23:BB:1785:A:O2'	23:BB:1786:A:H2'	2.12	0.48
23:BB:1983:G:H4'	23:BB:2606:C:H4'	1.95	0.48
23:BB:1672:A:O4'	23:BB:2553:G:H4'	2.13	0.48
23:BB:2795:C:O5'	23:BB:2795:C:H6	1.96	0.48
23:BB:559:G:H21	44:BQ:51:GLN:HE22	1.60	0.48
23:BB:584:C:OP2	44:BQ:5:ARG:HD3	2.14	0.48
29:BE:126:VAL:CG2	29:BE:133:LEU:HB2	2.43	0.48
48:BG:83:THR:HA	48:BG:84:LYS:HZ3	1.76	0.48
40:BH:89:LYS:HZ1	40:BH:123:ARG:CB	2.27	0.48
24:BI:62:ALA:C	24:BI:64:ARG:H	2.16	0.48
27:BK:35:VAL:HG12	27:BK:69:VAL:CG2	2.43	0.48
37:BL:143:GLU:CG	37:BL:144:GLU:H	1.98	0.48
43:BO:30:ARG:HG3	43:BO:30:ARG:HH11	1.78	0.48
43:BO:56:LYS:O	43:BO:60:GLU:HG2	2.13	0.48
44:BQ:91:ARG:CB	44:BQ:94:LEU:HD23	2.44	0.48
1:CA:1175:G:O2'	1:CA:1176:A:H5'	2.13	0.48
1:CA:1292:G:H2'	1:CA:1293:C:C6	2.48	0.48
1:CA:1349:A:P	8:CI:119:LYS:HD2	2.53	0.48
1:CA:551:U:H2'	1:CA:552:U:H6	1.77	0.48
1:CA:737:C:H2'	1:CA:738:C:C6	2.48	0.48
1:CA:83:C:H1'	1:CA:84:U:C6	2.48	0.48
1:CA:897:C:C2'	1:CA:898:G:H5'	2.43	0.48
20:CB:112:ARG:HE	20:CB:116:LEU:HD11	1.77	0.48
20:CB:57:ASN:HB2	20:CB:223:GLY:CA	2.43	0.48
5:CF:53:LYS:N	5:CF:53:LYS:NZ	2.61	0.48
8:CI:70:GLY:O	8:CI:74:GLN:HB2	2.14	0.48
9:CJ:80:THR:HG21	9:CJ:82:LYS:HE2	1.96	0.48
12:CM:1:ALA:C	12:CM:8:ILE:HG22	2.33	0.48

Continued on next page...

Continued from previous page...

Atom-1	Atom-2	Interatomic distance (Å)	Clash overlap (Å)
15:CP:28:ARG:CD	15:CP:29:ASN:H	2.26	0.48
53:D6:18:LEU:HD21	53:D6:171:LYS:HB3	1.95	0.48
53:D6:41:LEU:HD23	53:D6:83:ILE:HD13	1.94	0.48
23:DB:1180:U:H2'	23:DB:1181:U:C6	2.47	0.48
23:DB:1372:U:O2'	23:DB:1373:A:H5'	2.12	0.48
23:DB:2020:A:O2'	23:DB:2021:C:H5'	2.13	0.48
23:DB:2092:U:H4'	23:DB:2093:G:O5'	2.14	0.48
23:DB:2352:A:H8	23:DB:2352:A:O5'	1.96	0.48
23:DB:2700:A:O2'	23:DB:2701:U:H5'	2.13	0.48
23:DB:357:C:H2'	23:DB:358:U:C5	2.48	0.48
47:DF:11:VAL:O	47:DF:12:VAL:HB	2.12	0.48
47:DF:121:PHE:HB3	47:DF:127:TYR:CZ	2.47	0.48
47:DF:34:THR:O	47:DF:35:LEU:HB2	2.13	0.48
47:DF:32:LYS:H	47:DF:95:MET:HE1	1.77	0.48
40:DH:7:ASP:CA	40:DH:15:LEU:HD22	2.33	0.48
27:DK:97:THR:C	27:DK:98:ARG:HE	2.15	0.48
45:DS:29:VAL:CA	45:DS:32:ALA:HB3	2.43	0.48
35:DV:28:ALA:HA	35:DV:88:HIS:CE1	2.48	0.48
1:AA:398:U:H2'	1:AA:399:G:H8	1.78	0.48
1:AA:610:U:O2	1:AA:610:U:O4'	2.31	0.48
1:AA:612:C:H2'	1:AA:613:C:C6	2.47	0.48
1:AA:677:U:H2'	1:AA:678:U:C6	2.48	0.48
1:AA:906:A:C2'	1:AA:907:A:H5''	2.44	0.48
2:AC:2:GLN:HE22	2:AC:3:LYS:HZ2	1.60	0.48
2:AC:38:VAL:O	2:AC:42:LEU:HD23	2.13	0.48
8:AI:26:LYS:N	8:AI:61:ASP:CB	2.70	0.48
9:AJ:88:MET:SD	9:AJ:88:MET:N	2.87	0.48
13:AN:50:LEU:HD23	13:AN:51:PRO:HD3	1.95	0.48
15:AP:12:LYS:C	15:AP:14:ARG:H	2.16	0.48
17:AR:60:ARG:O	17:AR:64:LEU:HD13	2.13	0.48
23:BB:2015:A:C2	31:B0:2:VAL:HG13	2.47	0.48
53:B6:129:ILE:HA	53:B6:132:ILE:HD12	1.94	0.48
23:BB:1076:C:C5'	24:BI:94:LYS:NZ	2.76	0.48
23:BB:1286:A:H1'	23:BB:1288:G:OP2	2.13	0.48
23:BB:1365:A:OP2	51:BZ:3:ARG:HB2	2.13	0.48
23:BB:1693:U:H4'	23:BB:1694:C:OP2	2.14	0.48
23:BB:1865:U:HO2'	23:BB:1866:A:H8	1.61	0.48
23:BB:191:A:H2'	23:BB:192:C:C6	2.48	0.48
23:BB:1951:U:H2'	23:BB:1953:A:OP2	2.14	0.48
23:BB:1984:G:O2'	23:BB:1985:C:H5'	2.13	0.48
23:BB:2305:U:H2'	23:BB:2306:C:O4'	2.13	0.48

Continued on next page...

Continued from previous page...

Atom-1	Atom-2	Interatomic distance (Å)	Clash overlap (Å)
23:BB:2359:C:O2'	23:BB:2360:G:H5'	2.13	0.48
23:BB:391:A:H1'	23:BB:411:G:O4'	2.13	0.48
23:BB:393:C:O2'	23:BB:394:C:H5'	2.13	0.48
23:BB:836:G:H2'	23:BB:837:C:H6	1.78	0.48
25:BC:153:LEU:HD13	25:BC:175:LEU:CD2	2.43	0.48
26:BD:125:TRP:CD2	26:BD:160:LYS:HB3	2.48	0.48
26:BD:151:THR:N	26:BD:152:PRO:CD	2.77	0.48
26:BD:204:LYS:HB2	26:BD:205:PRO:HD2	1.95	0.48
40:BH:99:ILE:HG13	40:BH:115:VAL:HG12	1.95	0.48
42:BN:59:SER:C	42:BN:61:ALA:H	2.17	0.48
45:BS:59:GLU:OE2	45:BS:66:ILE:HG23	2.13	0.48
50:BT:32:LEU:O	50:BT:83:ALA:HB2	2.13	0.48
35:BV:20:LEU:HB3	35:BV:25:LYS:O	2.13	0.48
39:BX:23:ARG:O	39:BX:27:ASN:N	2.46	0.48
30:BY:13:ILE:HG22	30:BY:14:GLY:N	2.28	0.48
1:CA:1008:U:H2'	1:CA:1009:U:C5'	2.42	0.48
1:CA:1133:G:H2'	1:CA:1134:G:O4'	2.13	0.48
1:CA:1246:A:H2'	1:CA:1247:U:O4'	2.14	0.48
1:CA:492:C:H2'	1:CA:493:A:N3	2.29	0.48
1:CA:539:A:H2'	1:CA:540:G:H8	1.74	0.48
1:CA:735:C:O2'	1:CA:736:C:H5'	2.12	0.48
1:CA:859:G:O2'	1:CA:860:A:H5'	2.13	0.48
20:CB:99:MET:HA	20:CB:106:VAL:HG21	1.95	0.48
2:CC:102:ILE:HD12	2:CC:102:ILE:N	2.29	0.48
4:CE:99:SER:HB3	4:CE:102:THR:OG1	2.14	0.48
6:CG:125:ASP:HB3	6:CG:130:LYS:HB3	1.96	0.48
7:CH:77:VAL:HG21	7:CH:127:TYR:CE1	2.47	0.48
8:CI:84:ARG:O	8:CI:87:MET:HB3	2.13	0.48
10:CK:51:PHE:CZ	10:CK:61:ALA:HA	2.48	0.48
12:CM:84:CYS:SG	12:CM:86:ARG:HB2	2.53	0.48
12:CM:95:PRO:HB2	12:CM:99:GLN:OE1	2.12	0.48
15:CP:52:LEU:CD2	15:CP:75:ILE:HA	2.43	0.48
23:DB:1439:A:N7	23:DB:1440:U:C6	2.82	0.48
23:DB:1576:U:O2'	23:DB:1577:C:H5'	2.13	0.48
23:DB:729:G:H2'	23:DB:1775:U:H1'	1.94	0.48
23:DB:1904:G:O2'	23:DB:1905:C:H5'	2.13	0.48
23:DB:787:C:H5''	23:DB:788:A:H5'	1.96	0.48
29:DE:58:LYS:HB2	29:DE:60:TRP:CD1	2.48	0.48
29:DE:75:SER:O	29:DE:78:TRP:N	2.47	0.48
47:DF:34:THR:OG1	47:DF:154:THR:HB	2.14	0.48
24:DI:72:THR:CG2	24:DI:112:LYS:HD2	2.43	0.48

Continued on next page...

Continued from previous page...

Atom-1	Atom-2	Interatomic distance (Å)	Clash overlap (Å)
38:DM:18:ARG:HA	38:DM:18:ARG:HD2	1.66	0.48
42:DN:79:LEU:O	42:DN:80:PHE:HB2	2.14	0.48
23:DB:1252:G:N2	44:DQ:32:ARG:HB3	2.28	0.48
49:DR:2:TYR:HB2	49:DR:42:ALA:CB	2.37	0.48
46:DU:14:THR:O	46:DU:18:LYS:HG2	2.12	0.48
46:DU:86:PHE:HE1	46:DU:88:ASP:HB3	1.78	0.48
46:DU:94:PHE:HB3	46:DU:101:THR:HA	1.96	0.48
35:DV:65:VAL:C	35:DV:67:GLY:H	2.17	0.48
35:DV:70:ILE:CD1	35:DV:71:LYS:H	2.22	0.48
52:DW:30:VAL:HG21	52:DW:59:PHE:CE1	2.48	0.48
1:AA:100:G:H2'	1:AA:101:A:O4'	2.13	0.48
1:AA:1200:C:H3'	1:AA:1201:A:H5'	1.95	0.48
1:AA:844:G:H8	1:AA:844:G:OP2	1.97	0.48
2:AC:46:LEU:HD12	2:AC:75:VAL:HG22	1.95	0.48
6:AG:46:LEU:HG	6:AG:57:GLU:CB	2.44	0.48
7:AH:40:LYS:HE3	7:AH:47:ASP:OD1	2.12	0.48
7:AH:6:ILE:O	7:AH:10:LEU:HG	2.13	0.48
8:AI:20:ILE:HG12	8:AI:86:LEU:HD12	1.95	0.48
9:AJ:73:LEU:CD1	9:AJ:75:ASP:HB2	2.43	0.48
11:AL:66:ILE:HG21	11:AL:71:HIS:HB3	1.95	0.48
18:AS:39:ILE:HB	18:AS:66:VAL:HA	1.94	0.48
33:B1:51:ALA:O	33:B1:52:LYS:C	2.51	0.48
36:B2:28:ARG:C	36:B2:30:VAL:H	2.16	0.48
34:B3:50:SER:O	34:B3:52:GLY:N	2.46	0.48
22:BA:50:A:OP1	43:BO:68:LYS:HB2	2.14	0.48
22:BA:88:C:H2'	22:BA:89:U:C6	2.48	0.48
23:BB:1549:A:H2'	23:BB:1550:C:C6	2.48	0.48
23:BB:1690:A:H2'	23:BB:1691:C:O4'	2.13	0.48
23:BB:176:A:H3'	23:BB:177:G:H21	1.78	0.48
23:BB:2752:C:H3'	23:BB:2753:A:H8	1.77	0.48
26:BD:111:GLY:H	26:BD:194:PRO:HG2	1.79	0.48
29:BE:103:GLY:O	29:BE:106:LYS:HB2	2.13	0.48
29:BE:118:LEU:HD23	29:BE:186:VAL:HG13	1.95	0.48
23:BB:322:A:P	29:BE:163:ASN:HD22	2.36	0.48
40:BH:132:PHE:HB2	40:BH:142:VAL:CG2	2.43	0.48
40:BH:5:LEU:HD22	40:BH:9:VAL:HG21	1.96	0.48
37:BL:68:SER:HB2	37:BL:71:ALA:H	1.78	0.48
38:BM:33:LEU:HD22	38:BM:128:THR:HB	1.96	0.48
42:BN:101:GLY:O	42:BN:102:PHE:HB2	2.14	0.48
23:BB:1287:A:N7	42:BN:105:GLY:HA3	2.28	0.48
50:BT:7:LEU:C	50:BT:9:LYS:H	2.17	0.48

Continued on next page...

Continued from previous page...

Atom-1	Atom-2	Interatomic distance (Å)	Clash overlap (Å)
30:BY:21:ALA:O	30:BY:24:LEU:HB3	2.14	0.48
51:BZ:6:GLN:HE22	51:BZ:50:ARG:H	1.61	0.48
1:CA:1244:G:H2'	1:CA:1245:C:C6	2.49	0.48
1:CA:261:U:H2'	1:CA:263:A:OP2	2.13	0.48
1:CA:332:G:O2'	1:CA:333:U:H5'	2.13	0.48
1:CA:652:U:H1'	1:CA:653:U:C5	2.48	0.48
1:CA:82:G:H2'	1:CA:83:C:C6	2.49	0.48
1:CA:932:C:OP1	6:CG:3:ARG:HD3	2.14	0.48
1:CA:993:G:C2'	1:CA:995:C:H41	2.22	0.48
20:CB:44:LYS:C	20:CB:47:PRO:HD2	2.34	0.48
3:CD:25:ARG:NH1	3:CD:30:LYS:HE3	2.29	0.48
6:CG:110:ARG:HH11	6:CG:110:ARG:HB3	1.79	0.48
4:CE:156:ARG:HB3	7:CH:43:GLY:O	2.14	0.48
4:CE:154:ALA:HB1	7:CH:65:PHE:CZ	2.48	0.48
23:DB:2886:A:N6	31:D0:39:ARG:CZ	2.76	0.48
36:D2:10:LEU:HD22	36:D2:14:ARG:NE	2.28	0.48
53:D6:114:LEU:HB3	53:D6:183:ILE:HG21	1.95	0.48
23:DB:1460:U:H5''	23:DB:1461:C:O4'	2.13	0.48
23:DB:1793:C:H2'	23:DB:1794:A:C8	2.47	0.48
23:DB:1973:G:O2'	23:DB:1974:C:H5'	2.13	0.48
23:DB:2330:G:O2'	23:DB:2331:G:H5'	2.14	0.48
23:DB:2649:C:H2'	23:DB:2650:U:C6	2.49	0.48
23:DB:318:C:O2'	23:DB:319:G:H5'	2.14	0.48
23:DB:419:U:H2'	23:DB:420:C:H6	1.77	0.48
23:DB:514:A:N6	23:DB:515:A:N6	2.61	0.48
23:DB:736:C:H2'	23:DB:737:C:H6	1.79	0.48
23:DB:991:C:H5'	23:DB:991:C:H6	1.77	0.48
26:DD:114:LYS:HE3	26:DD:116:LYS:HG2	1.96	0.48
47:DF:169:LEU:O	47:DF:174:PHE:HB2	2.14	0.48
48:DG:75:VAL:O	48:DG:78:VAL:HG22	2.14	0.48
40:DH:125:THR:HA	40:DH:146:VAL:CG1	2.44	0.48
24:DI:2:LYS:C	24:DI:3:LYS:HD2	2.33	0.48
35:DV:63:ILE:HB	35:DV:70:ILE:CD1	2.44	0.48
35:DV:80:HIS:CD2	35:DV:81:PRO:HD2	2.49	0.48
52:DW:48:ALA:O	52:DW:61:LYS:HB2	2.13	0.48
39:DX:23:ARG:HA	39:DX:27:ASN:H	1.78	0.48
1:AA:1113:C:O2'	1:AA:1114:C:H5'	2.14	0.48
1:AA:1132:C:O2'	1:AA:1133:G:H5'	2.14	0.48
1:AA:1278:G:H4'	1:AA:1279:G:O5'	2.14	0.48
1:AA:737:C:H2'	1:AA:738:C:C6	2.49	0.48
1:AA:830:G:H2'	1:AA:831:A:H8	1.79	0.48

Continued on next page...

Continued from previous page...

Atom-1	Atom-2	Interatomic distance (Å)	Clash overlap (Å)
20:AB:80:LYS:HG3	20:AB:81:ASP:N	2.28	0.48
2:AC:39:ARG:CZ	2:AC:56:ILE:HD12	2.44	0.48
3:AD:201:GLU:OE1	4:AE:104:ILE:HG22	2.14	0.48
4:AE:114:LEU:HD13	4:AE:122:VAL:HG21	1.95	0.48
5:AF:38:ARG:HH21	5:AF:63:ASN:HD21	1.60	0.48
9:AJ:59:LYS:HG3	9:AJ:60:ASP:N	2.28	0.48
10:AK:64:VAL:O	10:AK:67:GLU:HG2	2.12	0.48
10:AK:88:PRO:HD3	21:AU:28:LEU:HD13	1.96	0.48
14:AO:56:LEU:HD12	14:AO:59:MET:HE2	1.94	0.48
33:B1:10:LEU:HD23	33:B1:35:LEU:HD21	1.96	0.48
33:B1:7:LYS:CD	34:B3:33:THR:HG21	2.42	0.48
53:B6:109:GLU:HA	53:B6:112:LYS:HD2	1.95	0.48
23:BB:1050:A:H2'	23:BB:1051:G:H8	1.79	0.48
23:BB:1220:G:H2'	23:BB:1221:C:C6	2.49	0.48
23:BB:1737:G:H5'	23:BB:1738:G:OP2	2.14	0.48
23:BB:1833:C:O2'	23:BB:1834:U:H5'	2.13	0.48
23:BB:2215:C:H2'	23:BB:2216:G:H8	1.78	0.48
23:BB:621:A:H2'	23:BB:622:G:O4'	2.13	0.48
23:BB:685:A:H1'	23:BB:688:U:O4	2.13	0.48
23:BB:98:G:H2'	23:BB:99:U:H5'	1.95	0.48
23:BB:781:A:OP1	25:BC:216:ARG:NH2	2.46	0.48
29:BE:109:LEU:O	29:BE:112:LEU:HB2	2.12	0.48
29:BE:196:VAL:HA	29:BE:199:MET:HB3	1.96	0.48
23:BB:2314:A:H4'	47:BF:34:THR:HG21	1.94	0.48
48:BG:94:ARG:NH2	48:BG:105:SER:N	2.62	0.48
40:BH:108:VAL:HG12	40:BH:109:GLU:N	2.28	0.48
40:BH:90:LEU:CG	40:BH:146:VAL:HG11	2.43	0.48
24:BI:52:LEU:HD21	24:BI:81:LYS:NZ	2.29	0.48
37:BL:101:ILE:HG22	37:BL:105:ILE:HG13	1.96	0.48
38:BM:18:ARG:HD2	38:BM:18:ARG:HA	1.66	0.48
42:BN:63:ARG:O	42:BN:66:ALA:HB3	2.14	0.48
43:BO:14:ALA:C	43:BO:16:ARG:H	2.17	0.48
44:BQ:108:LEU:CA	49:BR:48:LYS:HD3	2.44	0.48
51:BZ:17:ASN:O	51:BZ:18:ARG:C	2.51	0.48
1:CA:189:A:H2'	1:CA:190:A:C8	2.49	0.48
1:CA:747:A:H2'	1:CA:748:G:O4'	2.13	0.48
1:CA:807:A:H2'	1:CA:808:C:C6	2.49	0.48
20:CB:103:TRP:CZ3	20:CB:107:ARG:HD2	2.49	0.48
20:CB:83:ALA:CB	20:CB:90:PHE:HB3	2.43	0.48
2:CC:110:LEU:HD22	2:CC:145:ALA:HB2	1.96	0.48
3:CD:2:ARG:NH1	3:CD:114:ARG:HG3	2.28	0.48

Continued on next page...

Continued from previous page...

Atom-1	Atom-2	Interatomic distance (Å)	Clash overlap (Å)
6:CG:91:ARG:HB3	6:CG:92:PRO:HD2	1.94	0.48
9:CJ:92:LEU:HD13	9:CJ:92:LEU:N	2.28	0.48
11:CL:49:ARG:HD2	11:CL:49:ARG:H	1.77	0.48
11:CL:66:ILE:HG21	11:CL:71:HIS:HB3	1.96	0.48
14:CO:71:LYS:HB2	14:CO:78:TYR:CG	2.49	0.48
13:CN:46:LYS:NZ	18:CS:10:ILE:H	2.10	0.48
36:D2:34:ARG:NH1	36:D2:34:ARG:HG2	2.28	0.48
22:DA:53:A:C2'	22:DA:54:G:H5'	2.43	0.48
23:DB:1455:G:H5'	42:DN:60:VAL:HG21	1.95	0.48
23:DB:1794:A:H2'	23:DB:1795:C:C6	2.48	0.48
23:DB:191:A:O2'	23:DB:192:C:H5'	2.14	0.48
23:DB:2143:C:C4	23:DB:2144:G:H1'	2.48	0.48
23:DB:2290:G:H2'	23:DB:2291:U:C6	2.49	0.48
23:DB:712:G:H2'	23:DB:713:G:O4'	2.14	0.48
23:DB:930:G:H1'	30:DY:24:LEU:HD11	1.96	0.48
25:DC:264:LYS:HG3	25:DC:265:PHE:HD2	1.79	0.48
26:DD:125:TRP:CE3	26:DD:160:LYS:HD3	2.49	0.48
26:DD:30:GLU:HB2	26:DD:52:THR:CG2	2.44	0.48
47:DF:131:VAL:HG23	47:DF:133:GLU:H	1.79	0.48
47:DF:113:PHE:HZ	47:DF:175:PRO:HB2	1.77	0.48
47:DF:115:GLY:CA	47:DF:177:ARG:HH11	2.26	0.48
47:DF:41:GLU:CB	47:DF:48:LEU:HD11	2.40	0.48
48:DG:115:GLN:CD	48:DG:115:GLN:N	2.65	0.48
48:DG:163:TYR:O	48:DG:165:ASP:N	2.47	0.48
48:DG:54:ARG:O	48:DG:57:TYR:HD1	1.97	0.48
40:DH:49:ALA:O	40:DH:53:GLU:HB2	2.13	0.48
23:DB:1099:G:H5''	24:DI:2:LYS:HB2	1.96	0.48
42:DN:69:ARG:H	42:DN:69:ARG:HD3	1.79	0.48
45:DS:24:ILE:CG2	45:DS:71:VAL:HG11	2.34	0.48
52:DW:65:LYS:O	52:DW:81:ILE:HA	2.14	0.48
1:AA:131:A:H2'	1:AA:132:C:C6	2.49	0.48
1:AA:1461:G:H2'	1:AA:1462:C:C6	2.48	0.48
1:AA:182:A:H1'	1:AA:183:C:C5	2.49	0.48
1:AA:314:C:O2'	1:AA:315:A:H5'	2.14	0.48
1:AA:549:C:H2'	1:AA:550:G:H8	1.76	0.48
1:AA:624:C:H2'	1:AA:625:U:C6	2.48	0.48
20:AB:15:PHE:O	20:AB:40:ILE:HD12	2.14	0.48
3:AD:94:GLU:HB2	3:AD:190:LEU:HD11	1.96	0.48
3:AD:25:ARG:HB2	3:AD:25:ARG:HH11	1.79	0.48
12:AM:49:GLU:HG3	12:AM:53:ASP:OD1	2.13	0.48
31:B0:48:TYR:CG	31:B0:49:ARG:N	2.82	0.48

Continued on next page...

Continued from previous page...

Atom-1	Atom-2	Interatomic distance (Å)	Clash overlap (Å)
53:B6:110:ARG:O	53:B6:114:LEU:HD22	2.12	0.48
23:BB:1535:A:H5''	23:BB:1536:C:H5	1.79	0.48
23:BB:2207:C:H2'	23:BB:2208:C:C6	2.48	0.48
23:BB:2365:G:H4'	52:BW:59:PHE:CD1	2.49	0.48
23:BB:2471:A:O2'	23:BB:2472:G:O5'	2.31	0.48
23:BB:2635:A:C5'	26:BD:79:LEU:HB2	2.43	0.48
23:BB:2740:A:H2'	23:BB:2741:A:C8	2.49	0.48
23:BB:2751:G:OP2	48:BG:2:ARG:HD2	2.13	0.48
23:BB:31:C:O2'	23:BB:32:C:H5'	2.14	0.48
23:BB:349:U:H2'	23:BB:350:G:C8	2.48	0.48
23:BB:435:C:H2'	23:BB:436:C:H5'	1.96	0.48
23:BB:48:G:O3'	23:BB:51:G:H5'	2.12	0.48
23:BB:713:G:H21	23:BB:718:A:H2	1.62	0.48
23:BB:780:G:H1	25:BC:228:ASP:CG	2.17	0.48
23:BB:965:C:C2'	23:BB:966:G:H5'	2.43	0.48
25:BC:189:ALA:C	25:BC:190:THR:HG23	2.33	0.48
25:BC:128:THR:CG2	25:BC:190:THR:HG22	2.43	0.48
23:BB:37:C:O2'	29:BE:45:ALA:HA	2.14	0.48
29:BE:51:GLU:O	29:BE:52:VAL:C	2.52	0.48
47:BF:148:VAL:O	47:BF:149:ARG:HG2	2.14	0.48
47:BF:15:LEU:HD12	47:BF:27:VAL:HB	1.95	0.48
37:BL:116:VAL:HG22	37:BL:117:THR:N	2.29	0.48
38:BM:32:GLY:HA3	38:BM:103:TYR:O	2.14	0.48
42:BN:102:PHE:N	42:BN:102:PHE:CD1	2.81	0.48
42:BN:90:ARG:HB3	42:BN:94:TYR:HE1	1.79	0.48
43:BO:29:HIS:HB3	43:BO:36:TYR:HB2	1.95	0.48
49:BR:49:ILE:HG21	49:BR:53:PHE:C	2.34	0.48
52:BW:18:LYS:HA	52:BW:36:ILE:HG12	1.94	0.48
23:BB:2387:U:H1'	52:BW:38:ARG:CZ	2.44	0.48
52:BW:49:ASN:CB	52:BW:81:ILE:HG12	2.41	0.48
39:BX:5:GLU:O	39:BX:8:GLU:HB2	2.13	0.48
30:BY:16:LEU:HD23	30:BY:19:HIS:CD2	2.48	0.48
1:CA:1252:A:H2'	1:CA:1253:G:O4'	2.13	0.48
1:CA:1258:G:O2'	1:CA:1259:C:H5'	2.14	0.48
1:CA:182:A:H1'	1:CA:183:C:C5	2.48	0.48
1:CA:33:A:O2'	1:CA:34:C:H5'	2.14	0.48
1:CA:543:U:O2'	1:CA:544:G:H5'	2.14	0.48
1:CA:622:A:H2'	1:CA:623:C:H5'	1.95	0.48
2:CC:59:PRO:HG3	2:CC:64:ARG:HH21	1.78	0.48
3:CD:196:GLU:H	3:CD:196:GLU:CD	2.16	0.48
5:CF:6:ILE:HD11	5:CF:8:PHE:CD2	2.49	0.48

Continued on next page...

Continued from previous page...

Atom-1	Atom-2	Interatomic distance (Å)	Clash overlap (Å)
9:CJ:41:PRO:O	9:CJ:42:LEU:HB2	2.14	0.48
1:CA:797:C:OP1	10:CK:125:LYS:HG2	2.13	0.48
16:CQ:14:ASP:OD1	16:CQ:53:GLY:HA2	2.13	0.48
19:CT:43:LYS:CA	19:CT:85:LEU:HD11	2.41	0.48
36:D2:34:ARG:HH11	36:D2:34:ARG:HG2	1.78	0.48
22:DA:28:C:H2'	22:DA:29:A:O4'	2.14	0.48
22:DA:37:C:H2'	22:DA:38:C:O4'	2.14	0.48
23:DB:1173:U:H6	23:DB:1173:U:O5'	1.97	0.48
23:DB:1432:G:O2'	23:DB:1433:A:H5'	2.13	0.48
23:DB:1563:U:H2'	23:DB:1564:C:C6	2.48	0.48
23:DB:1783:A:H5'	23:DB:2608:G:H4'	1.95	0.48
23:DB:1858:A:H2'	23:DB:1859:U:O4'	2.13	0.48
23:DB:2188:U:H2'	23:DB:2189:U:O4'	2.14	0.48
23:DB:2243:U:O2'	23:DB:2244:U:H5'	2.14	0.48
23:DB:2265:U:H3'	23:DB:2266:A:H5''	1.95	0.48
23:DB:285:G:H2'	23:DB:286:U:H6	1.78	0.48
23:DB:465:G:N2	23:DB:684:G:H1'	2.29	0.48
23:DB:550:C:H2'	23:DB:551:G:C8	2.49	0.48
23:DB:560:C:H2'	23:DB:561:G:O4'	2.14	0.48
23:DB:649:G:H2'	23:DB:650:C:C6	2.49	0.48
23:DB:785:G:H2'	23:DB:786:C:C6	2.49	0.48
47:DF:111:ARG:HH11	47:DF:135:ILE:CG2	2.27	0.48
47:DF:135:ILE:C	47:DF:136:ILE:HG12	2.34	0.48
24:DI:102:ARG:HG3	24:DI:141:ASP:CB	2.43	0.48
24:DI:27:LEU:HB2	24:DI:32:VAL:HG21	1.95	0.48
24:DI:5:GLN:HB2	24:DI:30:GLN:OE1	2.14	0.48
41:DJ:74:TYR:HE2	41:DJ:103:ILE:HD11	1.78	0.48
41:DJ:77:HIS:CD2	41:DJ:84:ILE:H	2.32	0.48
42:DN:106:ASP:C	42:DN:108:ALA:H	2.16	0.48
42:DN:63:ARG:HD2	42:DN:80:PHE:CD2	2.48	0.48
45:DS:33:LEU:HA	45:DS:36:LEU:HD23	1.96	0.48
52:DW:37:VAL:C	52:DW:38:ARG:HG2	2.34	0.48
39:DX:23:ARG:O	39:DX:27:ASN:N	2.47	0.48
30:DY:9:THR:HB	30:DY:53:MET:O	2.14	0.48
1:AA:1472:U:H2'	1:AA:1473:G:C8	2.47	0.48
1:AA:652:U:H1'	1:AA:653:U:C5	2.49	0.48
20:AB:128:LEU:HD12	20:AB:132:GLU:HB2	1.96	0.48
20:AB:162:VAL:O	20:AB:184:ALA:HA	2.13	0.48
2:AC:170:GLY:O	2:AC:172:VAL:HG23	2.14	0.48
9:AJ:8:ILE:HD12	9:AJ:75:ASP:HA	1.96	0.48
13:AN:53:ASP:HA	13:AN:58:ARG:CD	2.42	0.48

Continued on next page...

Continued from previous page...

Atom-1	Atom-2	Interatomic distance (Å)	Clash overlap (Å)
14:AO:50:HIS:O	14:AO:53:ARG:HB3	2.14	0.48
19:AT:49:ALA:O	19:AT:52:GLU:HG2	2.13	0.48
53:B6:32:ARG:CD	53:B6:103:ILE:HG23	2.44	0.48
53:B6:56:ALA:HB1	53:B6:68:VAL:CG1	2.44	0.48
23:BB:1292:G:H2'	23:BB:1293:C:C6	2.49	0.48
23:BB:1403:A:O2'	23:BB:1404:C:H5'	2.14	0.48
23:BB:1508:A:H3'	23:BB:1509:A:C4	2.49	0.48
23:BB:1616:A:H4'	23:BB:1617:C:OP2	2.14	0.48
23:BB:1899:A:O2'	23:BB:1900:A:H5''	2.14	0.48
23:BB:2330:G:O2'	23:BB:2331:G:H5'	2.13	0.48
23:BB:318:C:O2'	23:BB:319:G:H5'	2.14	0.48
23:BB:279:A:C2	23:BB:362:A:H4'	2.48	0.48
23:BB:2621:G:OP1	26:BD:124:ARG:NH2	2.47	0.48
29:BE:18:THR:HG22	29:BE:106:LYS:CE	2.44	0.48
47:BF:45:ASP:O	47:BF:46:LYS:HB2	2.13	0.48
48:BG:54:ARG:C	48:BG:54:ARG:HD3	2.34	0.48
40:BH:10:ALA:O	40:BH:12:LEU:N	2.43	0.48
40:BH:5:LEU:O	40:BH:6:LEU:HB2	2.12	0.48
24:BI:116:MET:SD	24:BI:124:MET:HB2	2.53	0.48
23:BB:1064:C:C1'	24:BI:90:GLY:HA2	2.44	0.48
41:BJ:20:ALA:HA	41:BJ:23:LYS:HG3	1.96	0.48
41:BJ:26:GLY:O	41:BJ:30:THR:HG22	2.13	0.48
42:BN:79:LEU:O	42:BN:80:PHE:HB2	2.13	0.48
50:BT:64:LYS:H	50:BT:64:LYS:HD2	1.78	0.48
50:BT:55:VAL:HG22	50:BT:87:LEU:CD2	2.44	0.48
46:BU:35:VAL:O	46:BU:38:ILE:HG22	2.14	0.48
46:BU:48:VAL:O	46:BU:48:VAL:HG22	2.12	0.48
1:CA:1098:C:O2'	1:CA:1099:G:H5'	2.14	0.48
1:CA:1152:A:H2'	1:CA:1153:G:H8	1.79	0.48
1:CA:1194:U:H2'	1:CA:1195:C:C6	2.48	0.48
1:CA:1287:A:H2'	1:CA:1288:A:H8	1.78	0.48
1:CA:559:A:H4'	1:CA:560:A:H3'	1.96	0.48
1:CA:685:G:O2'	1:CA:686:U:H5'	2.13	0.48
1:CA:961:U:H3	1:CA:983:A:H62	1.62	0.48
20:CB:110:ILE:HA	20:CB:147:LEU:HD13	1.96	0.48
20:CB:68:PHE:HA	20:CB:161:PHE:O	2.14	0.48
20:CB:166:ASP:OD2	20:CB:190:SER:HA	2.13	0.48
6:CG:145:GLU:CA	6:CG:148:LYS:HB2	2.33	0.48
7:CH:55:LYS:HE3	7:CH:55:LYS:HA	1.95	0.48
10:CK:73:VAL:O	10:CK:76:TYR:HB2	2.14	0.48
13:CN:53:ASP:HA	13:CN:58:ARG:CD	2.42	0.48

Continued on next page...

Continued from previous page...

Atom-1	Atom-2	Interatomic distance (Å)	Clash overlap (Å)
36:D2:31:LEU:HD22	36:D2:42:LEU:CD1	2.43	0.48
23:DB:1104:C:H2'	23:DB:1105:U:H6	1.75	0.48
23:DB:121:G:H2'	23:DB:122:G:C8	2.48	0.48
23:DB:1258:U:H2'	23:DB:1259:G:C8	2.48	0.48
23:DB:1404:C:O2'	23:DB:1405:U:H5'	2.14	0.48
23:DB:151:C:O2'	23:DB:152:A:H5'	2.14	0.48
23:DB:1799:G:N2	23:DB:1818:U:O2'	2.47	0.48
23:DB:2259:U:H2'	23:DB:2260:C:C6	2.49	0.48
23:DB:2301:C:O2'	23:DB:2302:U:H5'	2.14	0.48
23:DB:2543:G:H8	23:DB:2543:G:H5'	1.79	0.48
23:DB:2855:C:O2'	23:DB:2856:A:H5'	2.13	0.48
23:DB:877:A:N6	23:DB:898:C:N3	2.62	0.48
23:DB:986:C:O2'	23:DB:987:C:H5'	2.14	0.48
23:DB:8:C:O2'	23:DB:9:G:H5'	2.14	0.48
29:DE:103:GLY:O	29:DE:106:LYS:HB2	2.14	0.48
29:DE:188:MET:HG3	29:DE:192:ALA:HB3	1.95	0.48
47:DF:151:LEU:HD12	47:DF:152:ASP:N	2.29	0.48
47:DF:69:ALA:HB2	47:DF:82:TYR:HB3	1.94	0.48
24:DI:100:ILE:O	24:DI:139:VAL:HG13	2.14	0.48
27:DK:60:ALA:HA	27:DK:87:LEU:CD2	2.42	0.48
42:DN:32:GLU:HB3	42:DN:115:LEU:HG	1.95	0.48
42:DN:72:ASP:HB3	42:DN:75:ILE:HG13	1.95	0.48
43:DO:24:THR:O	43:DO:90:VAL:HB	2.13	0.48
26:DD:18:ASP:O	28:DP:30:TRP:HZ3	1.96	0.48
45:DS:20:VAL:HG23	45:DS:23:LEU:HD12	1.96	0.48
23:DB:98:G:H22	46:DU:6:ARG:NH1	2.12	0.48
23:DB:2331:G:C4'	52:DW:39:GLN:HA	2.43	0.48
1:AA:1252:A:H2'	1:AA:1253:G:O4'	2.13	0.48
1:AA:233:C:O2'	1:AA:234:C:H5'	2.14	0.48
1:AA:28:A:N3	1:AA:296:U:H4'	2.29	0.48
1:AA:685:G:O2'	1:AA:686:U:H5'	2.14	0.48
1:AA:805:C:O2'	1:AA:806:C:H5'	2.14	0.48
20:AB:64:GLY:HA2	20:AB:158:ASP:OD1	2.14	0.48
2:AC:59:PRO:HG3	2:AC:64:ARG:HH21	1.79	0.48
4:AE:87:VAL:HG23	4:AE:91:SER:O	2.13	0.48
6:AG:64:ALA:HA	6:AG:127:ALA:HA	1.95	0.48
12:AM:16:ILE:HG23	12:AM:17:ALA:N	2.27	0.48
12:AM:84:CYS:O	12:AM:88:LEU:HG	2.14	0.48
13:AN:50:LEU:H	13:AN:51:PRO:CD	2.24	0.48
13:AN:60:ARG:HG3	13:AN:62:ARG:CG	2.43	0.48
36:B2:34:ARG:HG2	36:B2:34:ARG:HH11	1.78	0.48

Continued on next page...

Continued from previous page...

Atom-1	Atom-2	Interatomic distance (Å)	Clash overlap (Å)
23:BB:1300:G:H4'	23:BB:1301:A:O5'	2.13	0.48
23:BB:1495:A:O2'	23:BB:1496:A:H5'	2.13	0.48
23:BB:1509:A:H5'	23:BB:1510:G:H5'	1.95	0.48
23:BB:1585:C:H2'	23:BB:1586:A:O4'	2.14	0.48
23:BB:1793:C:H2'	23:BB:1794:A:H8	1.79	0.48
23:BB:1859:U:H2'	23:BB:1860:G:C8	2.48	0.48
23:BB:2603:G:O2'	23:BB:2604:U:H5'	2.13	0.48
23:BB:281:C:H2'	23:BB:282:A:C8	2.48	0.48
23:BB:670:A:H4'	23:BB:671:C:H5'	1.96	0.48
25:BC:83:ASP:HB2	25:BC:90:ILE:HB	1.96	0.48
25:BC:94:LEU:HA	25:BC:100:ARG:HB3	1.96	0.48
47:BF:102:LEU:O	47:BF:103:ILE:HG22	2.13	0.48
23:BB:2529:G:H5''	48:BG:174:LYS:HB2	1.96	0.48
41:BJ:81:ILE:HG23	41:BJ:82:GLY:N	2.16	0.48
42:BN:8:ARG:HB3	42:BN:43:GLU:OE2	2.13	0.48
28:BP:5:LYS:H	28:BP:8:GLU:HG3	1.79	0.48
28:BP:13:LYS:HD2	28:BP:76:HIS:HA	1.96	0.48
50:BT:53:VAL:HG12	50:BT:54:GLU:N	2.28	0.48
51:BZ:20:HIS:O	51:BZ:21:ALA:HB3	2.14	0.48
1:CA:207:C:H3'	1:CA:208:U:C5	2.49	0.48
1:CA:412:A:H4'	1:CA:413:G:OP1	2.14	0.48
1:CA:556:C:O2'	1:CA:557:G:H5'	2.13	0.48
1:CA:714:G:C2	1:CA:777:A:H1'	2.49	0.48
2:CC:149:LYS:HB2	2:CC:168:ARG:HG3	1.95	0.48
4:CE:131:ASN:HD21	4:CE:133:ILE:HB	1.79	0.48
5:CF:38:ARG:NH2	5:CF:63:ASN:HD21	2.09	0.48
7:CH:40:LYS:HE3	7:CH:47:ASP:OD1	2.13	0.48
19:CT:15:LYS:HA	19:CT:18:LYS:HE3	1.96	0.48
33:D1:37:LYS:O	33:D1:45:HIS:HA	2.14	0.48
22:DA:113:C:H2'	22:DA:114:C:H6	1.78	0.48
23:DB:1201:U:H2'	23:DB:1202:G:H8	1.79	0.48
23:DB:1319:C:O2'	23:DB:1320:C:H5'	2.13	0.48
23:DB:1456:G:O2'	23:DB:1457:U:H5'	2.14	0.48
23:DB:1730:C:O2'	23:DB:1731:G:N2	2.46	0.48
23:DB:2047:C:H2'	23:DB:2048:G:C8	2.49	0.48
23:DB:2150:C:H2'	23:DB:2151:U:H6	1.77	0.48
23:DB:1664:A:H1'	23:DB:2726:A:C2	2.49	0.48
23:DB:2803:G:H2'	23:DB:2804:U:C6	2.48	0.48
23:DB:37:C:H4'	23:DB:451:U:OP1	2.13	0.48
23:DB:544:C:H2'	23:DB:545:U:C4	2.49	0.48
23:DB:546:U:H5'	23:DB:547:A:OP1	2.14	0.48

Continued on next page...

Continued from previous page...

Atom-1	Atom-2	Interatomic distance (Å)	Clash overlap (Å)
23:DB:79:C:HO2'	23:DB:346:A:H8	1.56	0.48
26:DD:15:PHE:N	26:DD:15:PHE:CD1	2.81	0.48
26:DD:9:VAL:O	26:DD:9:VAL:HG22	2.14	0.48
29:DE:137:LYS:O	29:DE:141:MET:HG3	2.13	0.48
47:DF:102:LEU:HB2	47:DF:106:ALA:HB3	1.95	0.48
48:DG:38:ASP:CG	48:DG:39:ALA:N	2.67	0.48
40:DH:10:ALA:O	40:DH:12:LEU:N	2.44	0.48
27:DK:34:GLY:O	27:DK:36:GLY:N	2.47	0.48
37:DL:89:VAL:HG23	37:DL:123:ARG:HB2	1.95	0.48
42:DN:90:ARG:HB3	42:DN:94:TYR:HE1	1.79	0.48
43:DO:52:SER:O	43:DO:58:ILE:HD12	2.14	0.48
43:DO:53:THR:O	43:DO:59:ALA:HB2	2.14	0.48
28:DP:75:THR:O	28:DP:80:VAL:HG11	2.13	0.48
28:DP:6:GLN:HE22	28:DP:7:LEU:HG	1.79	0.48
50:DT:53:VAL:HG12	50:DT:54:GLU:N	2.28	0.48
35:DV:21:ARG:HE	35:DV:87:GLN:HB3	1.78	0.48
1:AA:327:A:H1'	1:AA:329:A:O4'	2.13	0.47
1:AA:379:C:O2'	1:AA:380:G:H5'	2.14	0.47
1:AA:443:C:H2'	1:AA:444:G:C8	2.48	0.47
1:AA:373:A:C1'	1:AA:481:G:H1'	2.44	0.47
1:AA:669:G:O2'	1:AA:670:G:H5'	2.13	0.47
1:AA:82:G:N2	1:AA:88:U:O3'	2.47	0.47
1:AA:897:C:C2'	1:AA:898:G:H5'	2.44	0.47
20:AB:57:ASN:HB2	20:AB:223:GLY:CA	2.44	0.47
20:AB:68:PHE:HA	20:AB:161:PHE:O	2.14	0.47
20:AB:99:MET:HA	20:AB:106:VAL:HG21	1.96	0.47
4:AE:84:VAL:CG1	4:AE:146:MET:HB3	2.41	0.47
5:AF:6:ILE:HD11	5:AF:8:PHE:CD2	2.49	0.47
7:AH:36:ALA:HA	7:AH:39:LEU:HD12	1.96	0.47
10:AK:30:ILE:HG22	10:AK:45:THR:OG1	2.14	0.47
10:AK:51:PHE:CZ	10:AK:61:ALA:HA	2.49	0.47
11:AL:107:LYS:C	11:AL:109:ARG:H	2.17	0.47
13:AN:19:TYR:HA	13:AN:23:ARG:HG3	1.96	0.47
13:AN:50:LEU:CD2	13:AN:51:PRO:HD3	2.43	0.47
13:AN:60:ARG:CZ	13:AN:69:PRO:HB3	2.44	0.47
18:AS:10:ILE:HG13	18:AS:10:ILE:O	2.13	0.47
13:AN:40:ARG:NH1	18:AS:6:LYS:O	2.47	0.47
21:AU:40:PRO:C	21:AU:42:THR:N	2.68	0.47
34:B3:18:LYS:HD2	34:B3:19:GLY:N	2.29	0.47
53:B6:38:LEU:HB3	53:B6:41:LEU:HD22	1.95	0.47
53:B6:42:LYS:HA	53:B6:51:PRO:CA	2.43	0.47

Continued on next page...

Continued from previous page...

Atom-1	Atom-2	Interatomic distance (Å)	Clash overlap (Å)
22:BA:33:G:O2'	22:BA:34:A:H5'	2.14	0.47
23:BB:1060:U:H5	24:BI:131:THR:HG22	1.74	0.47
23:BB:1571:A:H2'	23:BB:1572:A:H8	1.77	0.47
23:BB:1720:U:C2'	23:BB:1721:G:H5'	2.44	0.47
23:BB:2868:A:H2'	23:BB:2869:G:H8	1.79	0.47
23:BB:2896:C:H2'	23:BB:2897:U:H6	1.78	0.47
23:BB:454:A:H3'	23:BB:455:C:C5'	2.44	0.47
23:BB:718:A:H3'	23:BB:719:C:C6	2.46	0.47
23:BB:718:A:H5'	23:BB:719:C:C5	2.48	0.47
29:BE:192:ALA:O	29:BE:196:VAL:HG23	2.13	0.47
47:BF:113:PHE:HZ	47:BF:175:PRO:HB2	1.79	0.47
47:BF:27:VAL:O	47:BF:29:ARG:HD2	2.14	0.47
48:BG:29:ASN:HD21	48:BG:81:GLY:HA2	1.79	0.47
40:BH:140:ALA:C	40:BH:141:LYS:HD3	2.35	0.47
40:BH:52:ALA:HA	40:BH:56:ALA:HB3	1.96	0.47
24:BI:33:ASN:HD21	24:BI:64:ARG:NH1	2.08	0.47
28:BP:52:ARG:HB2	28:BP:55:HIS:O	2.14	0.47
52:BW:51:GLY:HA3	52:BW:59:PHE:HB3	1.94	0.47
1:CA:1060:U:H5''	9:CJ:53:ILE:HG12	1.95	0.47
1:CA:1113:C:O2'	1:CA:1114:C:H5'	2.14	0.47
1:CA:1237:C:H3'	1:CA:1238:A:H5'	1.96	0.47
1:CA:192:A:O2'	1:CA:193:C:H5'	2.13	0.47
1:CA:830:G:H2'	1:CA:831:A:H8	1.79	0.47
1:CA:906:A:C2'	1:CA:907:A:H5''	2.44	0.47
20:CB:127:LYS:HD2	20:CB:127:LYS:C	2.33	0.47
2:CC:129:PHE:CG	2:CC:130:ARG:N	2.82	0.47
3:CD:199:ILE:HG13	3:CD:200:VAL:N	2.29	0.47
7:CH:76:ARG:HG2	7:CH:79:ARG:HB3	1.95	0.47
8:CI:78:ILE:O	8:CI:82:ILE:HG13	2.14	0.47
1:CA:1228:C:OP1	12:CM:113:LYS:HB2	2.14	0.47
12:CM:70:ARG:O	12:CM:74:MET:HE3	2.14	0.47
12:CM:79:LEU:HB3	12:CM:84:CYS:SG	2.54	0.47
14:CO:21:ASP:O	14:CO:23:GLY:N	2.45	0.47
16:CQ:80:LYS:H	16:CQ:80:LYS:HE3	1.79	0.47
17:CR:59:LYS:O	17:CR:62:ARG:HB2	2.13	0.47
10:CK:88:PRO:HD3	21:CU:28:LEU:HD13	1.96	0.47
23:DB:1263:U:O2'	31:D0:7:PRO:HD2	2.14	0.47
33:D1:10:LEU:HB2	33:D1:20:TYR:HB2	1.95	0.47
33:D1:39:ASP:OD1	33:D1:42:VAL:HG23	2.14	0.47
32:D4:19:ARG:C	32:D4:21:GLY:N	2.67	0.47
53:D6:78:ALA:HA	53:D6:81:LYS:HB2	1.96	0.47

Continued on next page...

Continued from previous page...

Atom-1	Atom-2	Interatomic distance (Å)	Clash overlap (Å)
23:DB:1349:C:H2'	23:DB:1350:C:C6	2.49	0.47
23:DB:1877:A:H2'	23:DB:1878:G:C8	2.49	0.47
23:DB:2144:G:C3'	23:DB:2145:C:H5'	2.44	0.47
23:DB:1669:A:O3'	23:DB:2549:G:H5'	2.13	0.47
23:DB:270:A:OP1	23:DB:271:G:H5'	2.13	0.47
23:DB:2898:U:H2'	23:DB:2899:A:C8	2.49	0.47
23:DB:296:U:H2'	23:DB:297:G:C8	2.49	0.47
23:DB:303:G:H2'	23:DB:304:U:C6	2.49	0.47
23:DB:710:U:H2'	23:DB:711:G:H8	1.78	0.47
23:DB:725:G:H2'	23:DB:726:G:O4'	2.14	0.47
23:DB:767:U:O2'	23:DB:768:G:H5'	2.14	0.47
29:DE:47:LYS:CA	29:DE:51:GLU:HG3	2.44	0.47
47:DF:102:LEU:O	47:DF:103:ILE:HG22	2.13	0.47
47:DF:15:LEU:HD12	47:DF:27:VAL:HB	1.94	0.47
47:DF:168:LEU:O	47:DF:170:ALA:N	2.45	0.47
43:DO:35:ILE:CG1	43:DO:102:ARG:HE	2.27	0.47
28:DP:5:LYS:H	28:DP:8:GLU:HG3	1.79	0.47
45:DS:59:GLU:OE2	45:DS:66:ILE:HG23	2.15	0.47
45:DS:99:ARG:HG2	45:DS:99:ARG:H	1.45	0.47
46:DU:92:VAL:HG11	46:DU:101:THR:HG23	1.95	0.47
39:DX:5:GLU:O	39:DX:8:GLU:HB2	2.15	0.47
51:DZ:5:CYS:HB3	51:DZ:10:LYS:H	1.77	0.47
1:AA:1175:G:O2'	1:AA:1176:A:H5'	2.14	0.47
1:AA:747:A:H2'	1:AA:748:G:O4'	2.14	0.47
1:AA:810:C:O2'	1:AA:811:C:H5'	2.13	0.47
1:AA:864:A:H2'	1:AA:865:A:C8	2.50	0.47
1:AA:911:U:H2'	1:AA:912:C:C6	2.49	0.47
3:AD:16:THR:HG22	3:AD:17:ASP:H	1.78	0.47
3:AD:28:ASP:HA	3:AD:33:ILE:CG2	2.43	0.47
3:AD:55:ARG:HG3	3:AD:55:ARG:NH1	2.27	0.47
6:AG:80:GLY:C	6:AG:82:SER:H	2.17	0.47
13:AN:47:LEU:C	13:AN:49:THR:H	2.16	0.47
14:AO:82:ILE:O	14:AO:86:GLY:N	2.47	0.47
34:B3:56:LEU:O	34:B3:59:ALA:HB3	2.14	0.47
53:B6:137:LEU:CD1	53:B6:161:ILE:HG21	2.43	0.47
23:BB:1558:C:H4'	23:BB:1559:U:C5'	2.44	0.47
23:BB:2600:A:O2'	23:BB:2601:C:H5'	2.14	0.47
23:BB:309:A:H1'	23:BB:329:G:N3	2.29	0.47
23:BB:796:C:H2'	23:BB:797:G:H8	1.79	0.47
23:BB:855:G:N3	52:BW:23:LYS:HG2	2.28	0.47
23:BB:782:A:C2	25:BC:224:MET:HB3	2.48	0.47

Continued on next page...

Continued from previous page...

Atom-1	Atom-2	Interatomic distance (Å)	Clash overlap (Å)
26:BD:34:VAL:HA	26:BD:50:VAL:HG12	1.95	0.47
37:BL:30:THR:O	37:BL:32:GLY:N	2.47	0.47
37:BL:57:LEU:HA	37:BL:60:ARG:HE	1.79	0.47
44:BQ:63:ARG:NH1	44:BQ:96:ASP:HA	2.29	0.47
49:BR:26:ASP:O	49:BR:27:ILE:HD13	2.14	0.47
49:BR:53:PHE:CD1	49:BR:53:PHE:N	2.80	0.47
50:BT:50:LEU:N	50:BT:50:LEU:HD22	2.28	0.47
35:BV:65:VAL:C	35:BV:67:GLY:H	2.18	0.47
23:BB:2354:C:H4'	52:BW:31:LEU:CD2	2.43	0.47
52:BW:67:LYS:O	52:BW:68:PHE:HB2	2.13	0.47
30:BY:5:LYS:O	30:BY:57:GLU:HB2	2.13	0.47
51:BZ:69:ALA:HA	51:BZ:72:ARG:NH1	2.29	0.47
1:CA:1226:C:H5'	12:CM:94:LEU:HD13	1.95	0.47
1:CA:1281:C:H5'	1:CA:1282:C:H5	1.78	0.47
1:CA:1406:U:H2'	1:CA:1407:C:O4'	2.14	0.47
1:CA:1477:U:H2'	1:CA:1478:U:H6	1.74	0.47
1:CA:1480:A:H2'	1:CA:1481:U:H6	1.78	0.47
1:CA:238:A:C2'	1:CA:239:U:H5''	2.42	0.47
1:CA:308:C:H2'	1:CA:309:A:H8	1.79	0.47
1:CA:327:A:H1'	1:CA:329:A:O4'	2.14	0.47
20:CB:86:CYS:HB3	20:CB:88:GLN:NE2	2.29	0.47
3:CD:197:HIS:ND1	3:CD:198:LEU:N	2.62	0.47
10:CK:124:LYS:O	21:CU:33:ARG:NE	2.33	0.47
10:CK:125:LYS:O	21:CU:33:ARG:NH2	2.46	0.47
13:CN:41:TRP:CD1	13:CN:44:VAL:HG23	2.49	0.47
14:CO:89:ARG:HH22	23:DB:715:A:H5''	1.79	0.47
19:CT:49:ALA:O	19:CT:52:GLU:HG2	2.13	0.47
31:D0:41:HIS:HB3	42:DN:99:LYS:HB2	1.96	0.47
53:D6:151:GLU:O	53:D6:154:THR:HG22	2.14	0.47
23:DB:1187:G:H5''	49:DR:83:TYR:CZ	2.48	0.47
23:DB:1516:G:O2'	23:DB:1517:G:H5'	2.14	0.47
23:DB:1708:C:O2'	23:DB:1709:U:H5'	2.13	0.47
23:DB:2248:C:H2'	23:DB:2249:U:O4'	2.14	0.47
23:DB:2710:C:H2'	23:DB:2711:A:C8	2.49	0.47
23:DB:2722:G:O2'	23:DB:2723:C:H5'	2.14	0.47
23:DB:2889:C:H2'	23:DB:2890:G:C8	2.49	0.47
23:DB:181:A:H1'	23:DB:435:C:H5'	1.97	0.47
25:DC:35:LYS:O	25:DC:36:ASN:HB2	2.14	0.47
26:DD:49:GLN:HE21	26:DD:79:LEU:HD12	1.79	0.47
40:DH:135:HIS:HB3	40:DH:138:VAL:HG23	1.96	0.47
41:DJ:25:LEU:O	41:DJ:27:ARG:N	2.43	0.47

Continued on next page...

Continued from previous page...

Atom-1	Atom-2	Interatomic distance (Å)	Clash overlap (Å)
27:DK:88:ASN:HD22	27:DK:89:ASN:N	2.11	0.47
37:DL:135:ILE:HG12	37:DL:140:GLY:CA	2.40	0.47
37:DL:89:VAL:O	37:DL:89:VAL:HG13	2.14	0.47
43:DO:106:LEU:HA	43:DO:109:ALA:HB3	1.94	0.47
43:DO:30:ARG:NH1	43:DO:102:ARG:HB2	2.28	0.47
43:DO:2:ASP:OD2	43:DO:4:LYS:HB3	2.13	0.47
43:DO:6:ALA:O	43:DO:9:ARG:HG3	2.14	0.47
28:DP:110:LYS:HD2	28:DP:110:LYS:N	2.29	0.47
23:DB:584:C:OP2	44:DQ:5:ARG:HD3	2.14	0.47
50:DT:61:LEU:O	50:DT:81:LYS:HA	2.13	0.47
50:DT:6:ARG:NH1	50:DT:6:ARG:HB3	2.28	0.47
1:AA:1117:A:H5'	8:AI:105:ARG:NH2	2.29	0.47
1:AA:1287:A:H2'	1:AA:1288:A:H8	1.80	0.47
1:AA:708:C:O2'	1:AA:709:U:H5'	2.14	0.47
1:AA:93:U:O5'	1:AA:93:U:C6	2.62	0.47
1:AA:94:G:H1'	1:AA:95:C:C5	2.50	0.47
20:AB:121:GLN:NE2	20:AB:122:ASP:HB2	2.30	0.47
20:AB:132:GLU:CD	20:AB:136:ARG:HE	2.18	0.47
2:AC:149:LYS:HB2	2:AC:168:ARG:HG3	1.95	0.47
2:AC:76:ILE:CG2	2:AC:80:GLY:HA2	2.43	0.47
3:AD:18:LEU:HD11	3:AD:59:LYS:HG3	1.96	0.47
4:AE:136:VAL:HG13	4:AE:137:ARG:N	2.29	0.47
10:AK:125:LYS:O	21:AU:33:ARG:NH2	2.47	0.47
1:AA:538:G:OP2	11:AL:111:GLN:HB2	2.14	0.47
15:AP:38:PHE:CD1	15:AP:39:PHE:N	2.82	0.47
36:B2:34:ARG:NH1	36:B2:34:ARG:HG2	2.29	0.47
53:B6:126:ARG:HG2	53:B6:169:ILE:HD12	1.96	0.47
53:B6:141:LYS:HE3	53:B6:142:LYS:HE3	1.96	0.47
53:B6:52:LEU:HD11	53:B6:83:ILE:HD11	1.95	0.47
23:BB:1545:A:H2'	23:BB:1546:G:O4'	2.14	0.47
23:BB:2008:C:H2'	23:BB:2009:A:H8	1.79	0.47
23:BB:2145:C:H3'	23:BB:2146:C:C5'	2.44	0.47
23:BB:2571:U:H4'	26:BD:151:THR:HG21	1.96	0.47
23:BB:271:G:HO2'	23:BB:272:A:H8	1.62	0.47
23:BB:2809:A:H2'	23:BB:2810:A:C8	2.50	0.47
23:BB:2885:G:H2'	23:BB:2886:A:O4'	2.13	0.47
23:BB:465:G:N2	23:BB:684:G:H1'	2.29	0.47
25:BC:141:HIS:NE2	25:BC:194:VAL:HA	2.29	0.47
25:BC:264:LYS:HG3	25:BC:265:PHE:HD2	1.79	0.47
29:BE:171:ASP:CG	29:BE:172:ALA:H	2.17	0.47
47:BF:169:LEU:O	47:BF:174:PHE:HB2	2.14	0.47

Continued on next page...

Continued from previous page...

Atom-1	Atom-2	Interatomic distance (Å)	Clash overlap (Å)
37:BL:81:ASP:HA	37:BL:84:LYS:CE	2.44	0.47
38:BM:19:GLY:C	38:BM:20:LEU:HD22	2.34	0.47
38:BM:26:VAL:CG2	38:BM:133:LYS:HA	2.45	0.47
45:BS:17:VAL:C	45:BS:19:LEU:N	2.66	0.47
50:BT:6:ARG:NH1	50:BT:6:ARG:HB3	2.30	0.47
35:BV:53:LYS:HZ3	35:BV:54:ALA:HB3	1.78	0.47
35:BV:63:ILE:HB	35:BV:70:ILE:CD1	2.44	0.47
30:BY:47:ILE:HG23	30:BY:54:VAL:HG21	1.95	0.47
1:CA:1023:U:O2'	1:CA:1024:G:H5'	2.15	0.47
1:CA:1053:G:N7	1:CA:1200:C:H5''	2.30	0.47
1:CA:1166:G:N1	1:CA:1169:A:OP2	2.47	0.47
1:CA:1256:A:H4'	1:CA:1258:G:C8	2.49	0.47
1:CA:1291:U:O2'	1:CA:1292:G:H5'	2.14	0.47
1:CA:1332:A:H2'	1:CA:1333:A:H8	1.80	0.47
1:CA:1343:G:C1'	8:CI:122:ARG:HH12	2.24	0.47
1:CA:1499:A:H1'	1:CA:1520:C:H5'	1.95	0.47
1:CA:222:C:H2'	1:CA:223:A:H8	1.78	0.47
1:CA:279:A:C5'	1:CA:280:C:H3'	2.43	0.47
1:CA:366:A:H2	1:CA:394:G:H1	1.57	0.47
20:CB:165:ALA:HB3	20:CB:186:VAL:HG12	1.96	0.47
3:CD:146:GLU:HA	3:CD:149:LYS:CG	2.40	0.47
5:CF:5:GLU:HA	5:CF:63:ASN:HA	1.96	0.47
11:CL:21:PRO:HG2	11:CL:94:TYR:OH	2.13	0.47
14:CO:50:HIS:O	14:CO:53:ARG:HB3	2.14	0.47
15:CP:67:ILE:HD11	15:CP:71:VAL:HG22	1.96	0.47
19:CT:72:ALA:HA	19:CT:75:LYS:HD3	1.95	0.47
31:D0:48:TYR:CG	31:D0:49:ARG:N	2.82	0.47
33:D1:51:ALA:O	33:D1:52:LYS:C	2.53	0.47
22:DA:95:U:H2'	22:DA:96:G:H8	1.79	0.47
23:DB:1218:G:H2'	23:DB:1219:U:O4'	2.14	0.47
23:DB:1416:G:O2'	23:DB:1417:C:H6	1.95	0.47
23:DB:1841:U:H2'	23:DB:1842:G:H8	1.79	0.47
23:DB:2303:G:H4'	47:DF:121:PHE:O	2.14	0.47
23:DB:2314:A:H2'	23:DB:2315:G:C8	2.48	0.47
23:DB:2600:A:O2'	23:DB:2601:C:H5'	2.14	0.47
23:DB:516:C:O2'	23:DB:517:C:H5'	2.14	0.47
23:DB:920:A:H2'	23:DB:921:C:O4'	2.14	0.47
23:DB:2787:C:C1'	26:DD:63:PRO:HG3	2.42	0.47
29:DE:11:ALA:O	29:DE:12:LEU:HD22	2.14	0.47
47:DF:55:ASP:OD2	47:DF:149:ARG:HG3	2.14	0.47
27:DK:54:LYS:HD2	27:DK:54:LYS:N	2.27	0.47

Continued on next page...

Continued from previous page...

Atom-1	Atom-2	Interatomic distance (Å)	Clash overlap (Å)
37:DL:81:ASP:HA	37:DL:84:LYS:CE	2.45	0.47
42:DN:28:LEU:HD23	42:DN:113:ILE:HG23	1.95	0.47
43:DO:83:LEU:HD13	43:DO:115:LEU:HD22	1.95	0.47
44:DQ:56:PHE:HA	44:DQ:59:LEU:HB3	1.95	0.47
49:DR:53:PHE:CD1	49:DR:53:PHE:N	2.81	0.47
46:DU:43:LYS:HD3	46:DU:44:HIS:N	2.29	0.47
35:DV:31:TYR:O	35:DV:92:VAL:HG13	2.15	0.47
35:DV:48:MET:SD	35:DV:85:LYS:HA	2.54	0.47
52:DW:18:LYS:HA	52:DW:36:ILE:HG12	1.94	0.47
30:DY:21:ALA:O	30:DY:24:LEU:HB3	2.14	0.47
1:AA:1098:C:O2'	1:AA:1099:G:H5'	2.14	0.47
1:AA:1246:A:H2'	1:AA:1247:U:O4'	2.14	0.47
1:AA:1292:G:H2'	1:AA:1293:C:C6	2.50	0.47
1:AA:1298:U:H4'	1:AA:1299:A:C4	2.50	0.47
1:AA:1333:A:H2'	1:AA:1334:G:O4'	2.15	0.47
20:AB:125:PHE:HD2	20:AB:126:ASP:N	2.13	0.47
6:AG:148:LYS:HG3	6:AG:151:ALA:CB	2.40	0.47
9:AJ:80:THR:O	9:AJ:84:VAL:HG23	2.14	0.47
11:AL:80:LEU:HD13	11:AL:101:LEU:HD11	1.95	0.47
34:B3:14:LYS:O	34:B3:21:PHE:O	2.32	0.47
34:B3:36:ALA:O	34:B3:40:LYS:HG3	2.15	0.47
23:BB:2349:G:OP2	34:B3:41:ARG:HD3	2.15	0.47
23:BB:1171:G:H3'	23:BB:1172:C:C4'	2.44	0.47
23:BB:991:C:H5''	23:BB:1185:G:H2'	1.97	0.47
23:BB:1862:G:O2'	23:BB:1863:G:H5'	2.13	0.47
23:BB:231:A:H3'	23:BB:232:G:H8	1.79	0.47
23:BB:2390:U:O5'	34:B3:34:LYS:NZ	2.46	0.47
23:BB:2663:G:H2'	23:BB:2664:G:H8	1.79	0.47
23:BB:2840:C:H5''	42:BN:53:THR:CG2	2.44	0.47
23:BB:2901:C:H2'	23:BB:2901:C:O2	2.14	0.47
23:BB:580:U:O2'	23:BB:581:C:H5'	2.15	0.47
23:BB:679:C:O2'	23:BB:680:C:H5'	2.14	0.47
25:BC:143:VAL:HG12	25:BC:144:GLU:N	2.29	0.47
25:BC:245:THR:HG23	25:BC:249:VAL:O	2.14	0.47
25:BC:35:LYS:HD2	25:BC:37:SER:OG	2.14	0.47
48:BG:95:ALA:HA	48:BG:104:LEU:HD23	1.97	0.47
27:BK:35:VAL:HG12	27:BK:69:VAL:HG22	1.97	0.47
37:BL:41:ARG:HH21	37:BL:41:ARG:HG2	1.78	0.47
23:BB:958:U:H3	38:BM:16:ARG:HB3	1.79	0.47
43:BO:83:LEU:HD13	43:BO:115:LEU:HD22	1.96	0.47
28:BP:6:GLN:HE22	28:BP:7:LEU:HG	1.80	0.47

Continued on next page...

Continued from previous page...

Atom-1	Atom-2	Interatomic distance (Å)	Clash overlap (Å)
28:BP:83:ILE:HD13	28:BP:83:ILE:O	2.14	0.47
44:BQ:27:ARG:HG3	44:BQ:27:ARG:HH11	1.80	0.47
44:BQ:51:GLN:O	44:BQ:54:ARG:HB2	2.14	0.47
23:BB:1222:U:P	49:BR:90:ARG:HH22	2.37	0.47
45:BS:29:VAL:CA	45:BS:32:ALA:HB3	2.44	0.47
50:BT:69:ARG:NE	50:BT:70:HIS:H	2.12	0.47
46:BU:9:GLU:OE2	46:BU:21:ARG:HD2	2.15	0.47
46:BU:92:VAL:HG11	46:BU:101:THR:HG23	1.95	0.47
23:BB:923:G:N2	52:BW:23:LYS:HE3	2.29	0.47
1:CA:1314:C:H3'	18:CS:5:LYS:HZ3	1.78	0.47
1:CA:1330:U:C2'	1:CA:1331:G:H5'	2.45	0.47
1:CA:663:A:H5'	1:CA:836:G:OP1	2.14	0.47
1:CA:922:G:H2'	1:CA:923:A:H8	1.78	0.47
20:CB:162:VAL:O	20:CB:184:ALA:HA	2.15	0.47
20:CB:75:ALA:O	20:CB:79:VAL:HG23	2.14	0.47
2:CC:38:VAL:HG23	2:CC:39:ARG:N	2.29	0.47
4:CE:131:ASN:ND2	4:CE:133:ILE:HB	2.29	0.47
6:CG:46:LEU:HG	6:CG:57:GLU:HB3	1.96	0.47
9:CJ:92:LEU:HD22	9:CJ:92:LEU:N	2.29	0.47
10:CK:90:PRO:C	10:CK:92:ARG:H	2.18	0.47
13:CN:51:PRO:HB2	13:CN:54:SER:CB	2.33	0.47
34:D3:7:ARG:NH1	34:D3:7:ARG:HG3	2.29	0.47
23:DB:1055:G:HO2'	23:DB:1085:A:H2	1.62	0.47
23:DB:1655:A:H2'	23:DB:1656:C:O4'	2.14	0.47
23:DB:1841:U:H2'	23:DB:1842:G:C8	2.50	0.47
23:DB:1872:A:H8	23:DB:1872:A:O5'	1.96	0.47
23:DB:1897:G:O2'	23:DB:1898:U:H5'	2.14	0.47
23:DB:2148:G:OP2	23:DB:2148:G:H3'	2.14	0.47
23:DB:2567:G:H2'	23:DB:2568:U:C6	2.49	0.47
23:DB:2618:G:H2'	23:DB:2619:C:H6	1.79	0.47
23:DB:2724:U:H2'	23:DB:2725:A:C8	2.50	0.47
23:DB:2845:U:O2'	23:DB:2846:G:H5'	2.13	0.47
23:DB:688:U:O2'	23:DB:689:A:H5'	2.14	0.47
23:DB:770:G:O2'	23:DB:771:G:H5'	2.13	0.47
23:DB:773:U:H4'	25:DC:45:ASN:O	2.14	0.47
23:DB:958:U:H3	38:DM:16:ARG:CB	2.27	0.47
25:DC:244:VAL:HB	25:DC:249:VAL:N	2.29	0.47
29:DE:192:ALA:O	29:DE:196:VAL:HG23	2.14	0.47
47:DF:108:PRO:O	47:DF:110:ILE:HG23	2.15	0.47
42:DN:75:ILE:HD12	42:DN:76:VAL:N	2.29	0.47
49:DR:49:ILE:HG21	49:DR:53:PHE:C	2.34	0.47

Continued on next page...

Continued from previous page...

Atom-1	Atom-2	Interatomic distance (Å)	Clash overlap (Å)
52:DW:30:VAL:O	52:DW:30:VAL:HG13	2.14	0.47
52:DW:50:VAL:HB	52:DW:51:GLY:H	1.52	0.47
39:DX:15:ASN:O	39:DX:19:LEU:HD13	2.14	0.47
1:AA:1244:G:H2'	1:AA:1245:C:C6	2.49	0.47
1:AA:1320:C:H1'	18:AS:72:GLU:N	2.30	0.47
1:AA:300:A:H2'	1:AA:301:G:O4'	2.15	0.47
1:AA:46:G:O2'	1:AA:365:U:H1'	2.15	0.47
1:AA:591:U:H2'	1:AA:592:G:H8	1.78	0.47
1:AA:631:C:H5''	1:AA:632:U:O4'	2.14	0.47
4:AE:154:ALA:HB1	7:AH:65:PHE:CZ	2.49	0.47
1:AA:1308:U:OP1	12:AM:95:PRO:HA	2.13	0.47
13:AN:63:CYS:HB3	13:AN:68:ARG:H	1.80	0.47
31:B0:38:LEU:HB3	31:B0:41:HIS:CD2	2.49	0.47
53:B6:10:THR:HG23	53:B6:14:MET:HE3	1.97	0.47
22:BA:13:G:O2'	22:BA:15:A:H5'	2.13	0.47
22:BA:28:C:H2'	22:BA:29:A:O4'	2.15	0.47
22:BA:6:G:H2'	22:BA:7:G:C8	2.50	0.47
23:BB:1021:A:H61	23:BB:1142:A:N6	2.12	0.47
23:BB:199:A:O2'	23:BB:200:U:H5'	2.15	0.47
23:BB:2040:G:H2'	23:BB:2041:U:O4'	2.15	0.47
23:BB:2050:C:H2'	23:BB:2051:A:O4'	2.14	0.47
23:BB:2091:C:H1'	51:BZ:34:HIS:CD2	2.49	0.47
23:BB:2187:U:H2'	23:BB:2188:U:H6	1.76	0.47
23:BB:2300:C:O2'	23:BB:2301:C:H5'	2.15	0.47
23:BB:24:G:H2'	23:BB:25:U:O4'	2.14	0.47
23:BB:392:U:H2'	23:BB:393:C:H6	1.79	0.47
23:BB:484:C:H2'	23:BB:485:C:H6	1.79	0.47
25:BC:245:THR:HG23	25:BC:249:VAL:HB	1.95	0.47
47:BF:77:LYS:HD2	47:BF:79:ARG:HE	1.79	0.47
24:BI:56:VAL:CG2	24:BI:68:PHE:HB2	2.44	0.47
44:BQ:59:LEU:C	44:BQ:59:LEU:HD13	2.35	0.47
50:BT:25:GLU:HA	50:BT:28:ASN:O	2.14	0.47
46:BU:6:ARG:HG2	46:BU:6:ARG:HH21	1.80	0.47
52:BW:43:LYS:HB2	52:BW:58:LEU:HD21	1.96	0.47
39:BX:23:ARG:HA	39:BX:27:ASN:H	1.79	0.47
39:BX:59:GLU:OE2	39:BX:59:GLU:N	2.47	0.47
1:CA:201:G:H2'	1:CA:202:G:C8	2.49	0.47
1:CA:276:G:O2'	1:CA:277:C:H5'	2.15	0.47
1:CA:373:A:H2'	1:CA:374:A:H8	1.80	0.47
1:CA:608:A:H2'	1:CA:609:A:O4'	2.14	0.47
1:CA:930:C:H2'	1:CA:931:C:C6	2.49	0.47

Continued on next page...

Continued from previous page...

Atom-1	Atom-2	Interatomic distance (Å)	Clash overlap (Å)
2:CC:51:VAL:HA	2:CC:69:THR:HA	1.97	0.47
3:CD:94:GLU:HB2	3:CD:190:LEU:HD11	1.95	0.47
6:CG:68:VAL:CG2	6:CG:126:ALA:HB1	2.44	0.47
6:CG:78:ARG:HH12	6:CG:79:VAL:C	2.18	0.47
7:CH:94:VAL:CG2	7:CH:101:ALA:HB2	2.41	0.47
7:CH:110:MET:HG3	7:CH:115:ALA:HB2	1.96	0.47
9:CJ:8:ILE:HD12	9:CJ:75:ASP:HA	1.96	0.47
11:CL:107:LYS:C	11:CL:109:ARG:H	2.17	0.47
14:CO:17:ARG:HG2	14:CO:24:SER:HB2	1.96	0.47
18:CS:42:ASN:N	18:CS:42:ASN:ND2	2.62	0.47
22:DA:93:C:O2'	22:DA:94:A:H5'	2.15	0.47
23:DB:1014:A:O2'	23:DB:1015:U:H5'	2.13	0.47
23:DB:1181:U:O2'	23:DB:1182:G:H5'	2.15	0.47
23:DB:1704:C:O2'	23:DB:1705:A:H5'	2.15	0.47
23:DB:1737:G:H5'	23:DB:1738:G:OP2	2.14	0.47
23:DB:1773:A:H2'	23:DB:1774:C:O4'	2.14	0.47
23:DB:1773:A:N7	23:DB:1829:A:H1'	2.30	0.47
23:DB:17:G:H2'	23:DB:18:U:H6	1.79	0.47
23:DB:2425:A:H5''	23:DB:2426:A:H3'	1.96	0.47
23:DB:2515:C:H2'	23:DB:2516:A:H8	1.80	0.47
23:DB:2569:G:O2'	23:DB:2570:G:H5'	2.15	0.47
23:DB:2719:G:O2'	23:DB:2720:U:H5'	2.14	0.47
23:DB:2801:G:H3'	23:DB:2802:G:H8	1.80	0.47
23:DB:3:U:H2'	23:DB:4:U:H6	1.80	0.47
26:DD:106:LYS:HD3	26:DD:106:LYS:N	2.29	0.47
26:DD:10:GLY:O	26:DD:11:MET:HB2	2.14	0.47
47:DF:106:ALA:N	47:DF:108:PRO:HD2	2.30	0.47
47:DF:45:ASP:O	47:DF:46:LYS:HB2	2.15	0.47
40:DH:141:LYS:N	40:DH:141:LYS:HD2	2.30	0.47
24:DI:129:GLU:HB3	24:DI:133:ARG:NH1	2.30	0.47
49:DR:60:LYS:N	49:DR:100:GLY:HA3	2.22	0.47
50:DT:50:LEU:O	50:DT:52:GLU:N	2.42	0.47
39:DX:59:GLU:N	39:DX:59:GLU:OE2	2.47	0.47
30:DY:5:LYS:HG2	30:DY:36:GLU:HB2	1.96	0.47
1:AA:1148:U:O4'	8:AI:17:ARG:HD3	2.13	0.47
1:AA:1272:G:H2'	1:AA:1273:C:C6	2.50	0.47
1:AA:279:A:C5'	1:AA:280:C:H3'	2.43	0.47
1:AA:618:C:H1'	15:AP:14:ARG:NH1	2.30	0.47
1:AA:797:C:OP1	10:AK:125:LYS:HG2	2.15	0.47
5:AF:13:ASP:O	5:AF:14:GLN:HG2	2.15	0.47
12:AM:15:VAL:CG2	12:AM:40:GLU:HB3	2.43	0.47

Continued on next page...

Continued from previous page...

Atom-1	Atom-2	Interatomic distance (Å)	Clash overlap (Å)
17:AR:34:GLU:N	17:AR:34:GLU:CD	2.65	0.47
33:B1:11:VAL:HG23	33:B1:50:GLU:HB3	1.97	0.47
22:BA:95:U:H2'	22:BA:96:G:H8	1.79	0.47
23:BB:1241:A:H2'	23:BB:1242:U:C5'	2.43	0.47
23:BB:1275:A:N3	23:BB:1275:A:H2'	2.30	0.47
23:BB:1334:G:O2'	23:BB:1335:C:H5'	2.15	0.47
23:BB:1591:A:H2'	23:BB:1592:C:O4'	2.15	0.47
23:BB:1843:C:H2'	23:BB:1844:C:H6	1.79	0.47
23:BB:1854:A:N6	23:BB:1888:G:H1'	2.29	0.47
23:BB:2028:U:H2'	23:BB:2029:G:O4'	2.15	0.47
23:BB:2103:C:H3'	23:BB:2104:C:C2	2.50	0.47
23:BB:2473:U:H2'	23:BB:2473:U:O2	2.15	0.47
23:BB:349:U:H2'	23:BB:350:G:H8	1.79	0.47
23:BB:622:G:H2'	23:BB:623:C:H6	1.79	0.47
25:BC:90:ILE:HD12	25:BC:102:TYR:HB3	1.96	0.47
26:BD:179:ARG:CB	26:BD:179:ARG:HH11	2.28	0.47
26:BD:54:ALA:N	26:BD:76:GLY:HA2	2.29	0.47
29:BE:58:LYS:HE2	29:BE:60:TRP:CD1	2.46	0.47
47:BF:121:PHE:HB3	47:BF:127:TYR:CZ	2.50	0.47
47:BF:74:ALA:CB	47:BF:78:ILE:HD13	2.44	0.47
47:BF:40:GLY:HA2	47:BF:84:ILE:HG23	1.96	0.47
40:BH:79:THR:CB	40:BH:145:ASN:HB2	2.44	0.47
23:BB:1138:G:H21	41:BJ:108:MET:CE	2.27	0.47
23:BB:2515:C:P	41:BJ:81:ILE:HD11	2.55	0.47
43:BO:52:SER:OG	43:BO:54:VAL:HG12	2.15	0.47
28:BP:50:ARG:HB3	28:BP:57:ALA:N	2.30	0.47
45:BS:66:ILE:HD13	45:BS:66:ILE:N	2.16	0.47
46:BU:94:PHE:HB3	46:BU:101:THR:HA	1.97	0.47
1:CA:1309:G:H2'	1:CA:1310:G:H8	1.80	0.47
1:CA:222:C:H2'	1:CA:223:A:C8	2.49	0.47
1:CA:237:G:O2'	1:CA:238:A:H5'	2.15	0.47
1:CA:300:A:H2'	1:CA:301:G:O4'	2.14	0.47
1:CA:429:U:H1'	1:CA:430:A:H5''	1.95	0.47
1:CA:542:G:O2'	1:CA:543:U:H5'	2.14	0.47
1:CA:584:G:O2'	1:CA:585:G:H5'	2.14	0.47
1:CA:591:U:H2'	1:CA:592:G:H8	1.79	0.47
1:CA:610:U:O4'	1:CA:610:U:O2	2.31	0.47
20:CB:195:VAL:HG12	20:CB:197:PHE:N	2.28	0.47
3:CD:25:ARG:HD3	3:CD:25:ARG:C	2.34	0.47
8:CI:83:THR:OG1	8:CI:97:LEU:HD13	2.14	0.47
10:CK:35:ASP:OD1	10:CK:37:GLN:HB2	2.13	0.47

Continued on next page...

Continued from previous page...

Atom-1	Atom-2	Interatomic distance (Å)	Clash overlap (Å)
10:CK:85:VAL:HG21	10:CK:96:ILE:HD11	1.96	0.47
12:CM:78:ARG:NH2	12:CM:82:LEU:HD11	2.29	0.47
15:CP:12:LYS:C	15:CP:14:ARG:H	2.18	0.47
33:D1:11:VAL:HG23	33:D1:50:GLU:HB3	1.95	0.47
23:DB:819:A:N6	23:DB:1189:A:H1'	2.30	0.47
23:DB:1345:C:H5'	23:DB:1396:U:H5	1.80	0.47
23:DB:1475:G:H1'	23:DB:1476:U:C5	2.47	0.47
23:DB:1654:A:O2'	26:DD:118:PHE:CB	2.60	0.47
23:DB:1796:U:O2'	23:DB:1797:G:H5'	2.15	0.47
23:DB:2008:C:H2'	23:DB:2009:A:H8	1.79	0.47
23:DB:2193:G:H2'	23:DB:2194:U:C6	2.49	0.47
23:DB:2235:G:H2'	23:DB:2236:U:C6	2.50	0.47
23:DB:2462:C:H2'	23:DB:2463:C:H6	1.78	0.47
23:DB:2680:U:P	26:DD:114:LYS:HB3	2.54	0.47
23:DB:2886:A:N7	31:D0:39:ARG:NH2	2.62	0.47
23:DB:870:U:C2'	23:DB:871:U:H5'	2.45	0.47
23:DB:948:C:H2'	23:DB:949:G:C8	2.50	0.47
25:DC:89:ASN:O	25:DC:105:ALA:HB3	2.15	0.47
25:DC:141:HIS:CG	25:DC:142:ASN:H	2.30	0.47
25:DC:158:GLY:H	25:DC:194:VAL:HG13	1.80	0.47
26:DD:169:ARG:O	26:DD:170:VAL:O	2.31	0.47
48:DG:25:ILE:O	48:DG:32:LEU:HA	2.14	0.47
40:DH:70:GLU:HG3	40:DH:70:GLU:H	1.57	0.47
24:DI:18:ASN:N	24:DI:19:PRO:CD	2.77	0.47
24:DI:37:PHE:HB2	24:DI:66:PHE:CE2	2.49	0.47
37:DL:68:SER:HB2	37:DL:71:ALA:H	1.79	0.47
38:DM:108:VAL:HG21	38:DM:112:LEU:HD12	1.97	0.47
38:DM:66:ARG:CZ	38:DM:101:VAL:HG11	2.44	0.47
23:DB:1223:G:OP2	49:DR:90:ARG:NH1	2.47	0.47
39:DX:29:ARG:HH12	50:DT:12:ARG:HG2	1.79	0.47
46:DU:48:VAL:O	46:DU:48:VAL:HG22	2.13	0.47
51:DZ:27:ARG:HD3	51:DZ:28:ARG:H	1.80	0.47
1:AA:1085:U:H3'	1:AA:1086:U:C6	2.49	0.47
1:AA:1258:G:C6	1:AA:1278:G:N1	2.82	0.47
1:AA:1289:A:H2'	1:AA:1290:G:H5'	1.97	0.47
1:AA:1514:G:H2'	1:AA:1515:G:H8	1.79	0.47
1:AA:68:G:C5'	1:AA:171:A:H1'	2.44	0.47
1:AA:245:U:H2'	1:AA:246:A:H5'	1.97	0.47
1:AA:279:A:H5'	1:AA:281:G:C5'	2.44	0.47
1:AA:376:G:H5''	15:AP:5:ARG:CB	2.41	0.47
1:AA:78:A:O5'	1:AA:78:A:H8	1.97	0.47

Continued on next page...

Continued from previous page...

Atom-1	Atom-2	Interatomic distance (Å)	Clash overlap (Å)
20:AB:42:LEU:HA	20:AB:45:THR:CB	2.44	0.47
20:AB:75:ALA:O	20:AB:79:VAL:HG23	2.14	0.47
8:AI:94:ARG:HA	8:AI:97:LEU:CG	2.41	0.47
9:AJ:92:LEU:N	9:AJ:92:LEU:HD22	2.30	0.47
21:AU:48:LYS:HG3	21:AU:49:ALA:N	2.30	0.47
22:BA:115:A:O2'	22:BA:116:G:H5'	2.14	0.47
23:BB:1021:A:H61	23:BB:1142:A:H61	1.61	0.47
23:BB:1376:C:O2'	23:BB:1377:G:H5'	2.15	0.47
23:BB:1593:A:H2'	23:BB:1594:U:H6	1.76	0.47
23:BB:1790:C:O2'	25:BC:207:ALA:CB	2.61	0.47
23:BB:1942:C:C1'	53:B6:133:ARG:HH22	2.28	0.47
23:BB:2411:A:H2'	23:BB:2412:A:C8	2.50	0.47
23:BB:2572:A:OP2	26:BD:151:THR:HB	2.13	0.47
23:BB:2663:G:H2'	23:BB:2664:G:C8	2.49	0.47
23:BB:2784:U:O2'	23:BB:2785:C:H5'	2.13	0.47
25:BC:171:VAL:HG23	25:BC:185:ALA:CB	2.44	0.47
25:BC:157:ALA:HB1	25:BC:196:ASN:HB3	1.97	0.47
26:BD:106:LYS:N	26:BD:106:LYS:HD3	2.29	0.47
29:BE:130:LYS:HB2	29:BE:133:LEU:HG	1.96	0.47
29:BE:75:SER:O	29:BE:78:TRP:HB2	2.15	0.47
47:BF:106:ALA:N	47:BF:108:PRO:HD2	2.30	0.47
48:BG:75:VAL:O	48:BG:78:VAL:HG22	2.15	0.47
40:BH:5:LEU:HD12	40:BH:17:ASP:CB	2.43	0.47
27:BK:47:ILE:CG1	27:BK:48:PRO:HD2	2.39	0.47
42:BN:67:PHE:O	42:BN:68:ALA:C	2.52	0.47
42:BN:65:LEU:HD11	42:BN:69:ARG:CZ	2.44	0.47
23:BB:534:U:H1'	44:BQ:44:TYR:HB3	1.95	0.47
45:BS:4:ILE:HG22	45:BS:106:VAL:HG13	1.96	0.47
30:BY:9:THR:HB	30:BY:53:MET:O	2.14	0.47
1:CA:469:C:H2'	1:CA:470:C:O4'	2.15	0.47
1:CA:643:C:H5'	7:CH:31:LEU:HD13	1.96	0.47
1:CA:658:C:H2'	1:CA:659:U:H6	1.79	0.47
1:CA:925:G:C2	1:CA:927:G:C8	3.02	0.47
2:CC:140:ALA:HB3	2:CC:148:ILE:HD12	1.95	0.47
3:CD:29:THR:HG22	3:CD:30:LYS:HD3	1.95	0.47
3:CD:55:ARG:HG3	3:CD:55:ARG:NH1	2.29	0.47
5:CF:62:MET:HG3	5:CF:64:VAL:CG2	2.39	0.47
8:CI:113:LYS:HA	8:CI:120:ALA:HB2	1.96	0.47
10:CK:30:ILE:HG22	10:CK:45:THR:CB	2.44	0.47
12:CM:84:CYS:O	12:CM:88:LEU:HG	2.15	0.47
1:CA:618:C:H1'	15:CP:14:ARG:NH1	2.29	0.47

Continued on next page...

Continued from previous page...

Atom-1	Atom-2	Interatomic distance (Å)	Clash overlap (Å)
21:CU:33:ARG:CZ	21:CU:34:ARG:HG2	2.44	0.47
53:D6:113:ASP:HA	53:D6:116:ARG:HD2	1.95	0.47
53:D6:63:PRO:HD2	53:D6:64:ARG:NH1	2.30	0.47
23:DB:1052:C:H2'	23:DB:1053:C:C6	2.50	0.47
23:DB:1533:C:H2'	23:DB:1534:U:C6	2.49	0.47
23:DB:1868:C:H2'	23:DB:1869:G:O4'	2.14	0.47
23:DB:2065:C:H2'	23:DB:2066:C:H6	1.80	0.47
23:DB:2240:U:O2'	23:DB:2241:A:H5'	2.14	0.47
23:DB:2540:C:H2'	23:DB:2541:A:C8	2.50	0.47
23:DB:2708:G:H2'	23:DB:2709:G:H8	1.79	0.47
23:DB:2805:C:H2'	23:DB:2806:C:H6	1.79	0.47
23:DB:360:U:H2'	23:DB:361:G:N9	2.29	0.47
23:DB:1844:C:OP1	25:DC:254:LYS:HA	2.15	0.47
25:DC:64:VAL:HG21	25:DC:86:ARG:CZ	2.45	0.47
29:DE:122:GLU:N	29:DE:122:GLU:OE1	2.46	0.47
29:DE:196:VAL:HA	29:DE:199:MET:HB3	1.96	0.47
40:DH:89:LYS:HD2	40:DH:89:LYS:N	2.30	0.47
38:DM:26:VAL:CG2	38:DM:133:LYS:HA	2.44	0.47
42:DN:12:ARG:HG2	42:DN:16:HIS:CG	2.50	0.47
28:DP:52:ARG:HB2	28:DP:55:HIS:O	2.14	0.47
45:DS:17:VAL:C	45:DS:19:LEU:N	2.66	0.47
50:DT:50:LEU:HD22	50:DT:50:LEU:N	2.29	0.47
46:DU:14:THR:O	46:DU:18:LYS:HA	2.14	0.47
52:DW:43:LYS:HB2	52:DW:58:LEU:HD21	1.96	0.47
30:DY:37:ARG:HG3	30:DY:38:GLU:OE2	2.14	0.47
51:DZ:7:VAL:HG21	51:DZ:59:ILE:CD1	2.42	0.47
1:AA:1332:A:H2'	1:AA:1333:A:H8	1.79	0.47
1:AA:276:G:O2'	1:AA:277:C:H5'	2.15	0.47
1:AA:327:A:O2'	1:AA:328:C:O4'	2.28	0.47
1:AA:614:C:O2'	1:AA:615:G:H5'	2.15	0.47
1:AA:68:G:H2'	1:AA:69:G:O4'	2.14	0.47
20:AB:162:VAL:HG13	20:AB:184:ALA:CB	2.43	0.47
20:AB:44:LYS:C	20:AB:47:PRO:HD2	2.35	0.47
20:AB:84:LEU:C	20:AB:86:CYS:H	2.18	0.47
3:AD:57:LYS:HD3	3:AD:57:LYS:C	2.35	0.47
4:AE:99:SER:HB3	4:AE:102:THR:OG1	2.14	0.47
12:AM:22:TYR:HB2	12:AM:65:GLU:HA	1.96	0.47
13:AN:64:ARG:HB2	13:AN:77:GLY:O	2.14	0.47
1:AA:1314:C:H3'	18:AS:5:LYS:HZ1	1.80	0.47
32:B4:11:CYS:HB3	32:B4:33:HIS:HE1	1.79	0.47
53:B6:9:GLU:HG3	53:B6:13:HIS:NE2	2.30	0.47

Continued on next page...

Continued from previous page...

Atom-1	Atom-2	Interatomic distance (Å)	Clash overlap (Å)
23:BB:1150:C:O2'	23:BB:1151:A:H5'	2.15	0.47
23:BB:1541:C:H2'	23:BB:1542:U:C6	2.49	0.47
23:BB:1754:A:H2'	23:BB:1755:A:O4'	2.13	0.47
23:BB:1948:G:O2'	23:BB:1949:G:H5'	2.14	0.47
23:BB:244:A:H2'	23:BB:245:G:O4'	2.15	0.47
23:BB:819:A:OP2	23:BB:1187:G:N2	2.47	0.47
25:BC:106:PRO:O	25:BC:109:LEU:HB3	2.15	0.47
25:BC:61:TYR:HA	25:BC:85:ASN:ND2	2.29	0.47
29:BE:40:ARG:NH2	29:BE:92:HIS:NE2	2.62	0.47
47:BF:102:LEU:HB2	47:BF:106:ALA:HB3	1.95	0.47
47:BF:135:ILE:C	47:BF:136:ILE:HG12	2.35	0.47
47:BF:33:ILE:HB	47:BF:90:LEU:HB2	1.97	0.47
47:BF:66:ILE:HD11	47:BF:83:PRO:HB3	1.97	0.47
23:BB:2313:C:H4'	47:BF:87:LYS:HB3	1.96	0.47
48:BG:163:TYR:O	48:BG:165:ASP:N	2.47	0.47
42:BN:12:ARG:HG2	42:BN:16:HIS:CG	2.49	0.47
50:BT:82:LYS:HD3	50:BT:84:TYR:HE1	1.79	0.47
51:BZ:32:ASN:O	51:BZ:33:LEU:O	2.32	0.47
1:CA:1182:G:H4'	1:CA:1183:U:H5'	1.96	0.47
1:CA:213:G:H5''	1:CA:214:C:H5	1.80	0.47
1:CA:385:C:O2'	1:CA:386:C:H5'	2.15	0.47
1:CA:449:G:H2'	1:CA:450:G:C8	2.50	0.47
1:CA:203:G:H1'	1:CA:465:A:N6	2.30	0.47
1:CA:482:A:H2'	1:CA:483:C:O4'	2.15	0.47
1:CA:576:C:OP2	1:CA:576:C:H3'	2.14	0.47
1:CA:825:A:H2'	1:CA:826:C:H6	1.80	0.47
2:CC:202:PHE:HZ	2:CC:205:GLU:HG2	1.79	0.47
3:CD:149:LYS:HD3	3:CD:177:MET:CG	2.42	0.47
3:CD:16:THR:HG22	3:CD:17:ASP:H	1.78	0.47
6:CG:58:LEU:N	6:CG:58:LEU:HD23	2.30	0.47
18:CS:27:LYS:HB3	18:CS:27:LYS:HZ3	1.79	0.47
31:D0:54:ILE:H	42:DN:118:ARG:HH12	1.62	0.47
34:D3:18:LYS:HD2	34:D3:19:GLY:N	2.30	0.47
53:D6:38:LEU:HB3	53:D6:41:LEU:HD22	1.96	0.47
23:DB:1150:C:H2'	23:DB:1151:A:H8	1.79	0.47
23:DB:1279:G:H2'	23:DB:1280:G:O4'	2.13	0.47
23:DB:1316:U:H2'	23:DB:1317:G:H8	1.79	0.47
23:DB:1429:G:H2'	23:DB:1430:G:C8	2.50	0.47
23:DB:2716:C:O2'	23:DB:2717:C:H5'	2.15	0.47
23:DB:526:A:N6	23:DB:2626:C:C4'	2.77	0.47
23:DB:566:U:H2'	23:DB:567:U:O4'	2.15	0.47

Continued on next page...

Continued from previous page...

Atom-1	Atom-2	Interatomic distance (Å)	Clash overlap (Å)
23:DB:1826:G:P	25:DC:221:GLY:H	2.38	0.47
23:DB:2774:C:OP1	26:DD:169:ARG:HG3	2.15	0.47
29:DE:171:ASP:CG	29:DE:172:ALA:H	2.18	0.47
47:DF:2:LYS:H	47:DF:2:LYS:HG2	1.52	0.47
24:DI:89:SER:HA	24:DI:97:VAL:HG11	1.97	0.47
42:DN:93:GLY:C	42:DN:95:THR:H	2.18	0.47
50:DT:21:SER:HB3	50:DT:31:VAL:HG22	1.96	0.47
52:DW:37:VAL:O	52:DW:38:ARG:HG2	2.14	0.47
30:DY:8:GLN:CG	30:DY:31:ILE:HA	2.44	0.47
1:AA:1237:C:H3'	1:AA:1238:A:H5'	1.97	0.47
1:AA:801:U:H2'	1:AA:802:A:C8	2.49	0.47
1:AA:812:G:OP2	1:AA:902:G:N2	2.46	0.47
1:AA:946:A:H2'	1:AA:947:G:H8	1.73	0.47
3:AD:169:TRP:C	3:AD:182:LYS:HB2	2.35	0.47
3:AD:196:GLU:CD	3:AD:196:GLU:H	2.18	0.47
3:AD:96:ARG:HH12	3:AD:133:SER:HB3	1.80	0.47
8:AI:21:LYS:N	8:AI:61:ASP:O	2.48	0.47
8:AI:83:THR:OG1	8:AI:97:LEU:HD13	2.14	0.47
9:AJ:55:PRO:O	9:AJ:56:HIS:HB3	2.15	0.47
10:AK:85:VAL:HG21	10:AK:96:ILE:HD11	1.96	0.47
12:AM:106:ARG:HH12	12:AM:109:LYS:HE3	1.80	0.47
13:AN:17:ASP:O	13:AN:21:ALA:HB3	2.15	0.47
13:AN:55:SER:HB2	13:AN:58:ARG:HD2	1.97	0.47
33:B1:34:GLU:HG2	33:B1:49:LYS:HD3	1.97	0.47
22:BA:48:U:H2'	22:BA:49:C:H6	1.80	0.47
23:BB:1468:U:H2'	23:BB:1522:A:H61	1.80	0.47
23:BB:1576:U:O2'	23:BB:1577:C:H5'	2.13	0.47
23:BB:2064:C:H2'	23:BB:2065:C:H6	1.80	0.47
23:BB:2262:U:H2'	23:BB:2263:C:H6	1.80	0.47
23:BB:2515:C:H2'	23:BB:2516:A:H8	1.80	0.47
23:BB:329:G:H1	46:BU:16:LYS:CG	2.24	0.47
23:BB:438:G:O2'	23:BB:439:A:H5'	2.14	0.47
23:BB:540:C:O2'	23:BB:541:A:H5'	2.15	0.47
25:BC:183:VAL:HG22	25:BC:184:GLU:H	1.80	0.47
25:BC:57:HIS:CG	25:BC:58:LYS:N	2.81	0.47
26:BD:3:GLY:O	26:BD:4:LEU:HD13	2.15	0.47
26:BD:90:PHE:N	26:BD:94:GLN:OE1	2.44	0.47
26:BD:31:ALA:HA	26:BD:96:ILE:O	2.15	0.47
40:BH:27:ARG:O	40:BH:28:ASN:ND2	2.47	0.47
40:BH:62:LEU:N	40:BH:62:LEU:HD12	2.29	0.47
23:BB:1060:U:C4	24:BI:131:THR:HG22	2.49	0.47

Continued on next page...

Continued from previous page...

Atom-1	Atom-2	Interatomic distance (Å)	Clash overlap (Å)
38:BM:69:PRO:HA	38:BM:94:ALA:HB2	1.96	0.47
43:BO:24:THR:O	43:BO:90:VAL:HB	2.15	0.47
44:BQ:18:LYS:C	44:BQ:20:ALA:N	2.67	0.47
45:BS:84:ARG:HB3	45:BS:96:ILE:HG23	1.97	0.47
23:BB:1599:U:OP1	50:BT:40:LYS:HG3	2.15	0.47
35:BV:93:ARG:HG3	35:BV:93:ARG:H	1.51	0.47
52:BW:44:PHE:HE2	52:BW:76:ARG:CZ	2.27	0.47
51:BZ:63:GLY:O	51:BZ:67:VAL:N	2.41	0.47
1:CA:1242:G:H2'	1:CA:1243:C:C6	2.50	0.47
1:CA:1472:U:H2'	1:CA:1473:G:C8	2.50	0.47
1:CA:250:A:H1'	1:CA:252:U:C5	2.49	0.47
20:CB:187:ASP:O	20:CB:189:ASN:N	2.48	0.47
2:CC:13:ILE:H	2:CC:13:ILE:HD13	1.79	0.47
1:CA:1148:U:O4'	8:CI:17:ARG:HD3	2.15	0.47
34:D3:22:LYS:CA	34:D3:48:MET:HA	2.42	0.47
32:D4:22:VAL:HB	32:D4:24:ARG:NE	2.28	0.47
32:D4:35:GLN:HE21	32:D4:35:GLN:HB2	1.54	0.47
53:D6:174:GLN:O	53:D6:178:LYS:HG3	2.14	0.47
23:DB:1098:A:H2'	24:DI:3:LYS:C	2.36	0.47
23:DB:1535:A:H5''	23:DB:1536:C:C5	2.44	0.47
23:DB:1726:C:O5'	23:DB:1726:C:H6	1.97	0.47
23:DB:2060:A:H3'	29:DE:63:LYS:HZ1	1.80	0.47
23:DB:283:G:H3'	23:DB:284:U:C5'	2.45	0.47
23:DB:305:C:H2'	23:DB:306:U:C6	2.50	0.47
23:DB:861:A:H2'	23:DB:862:G:O4'	2.15	0.47
23:DB:2811:G:OP1	26:DD:62:LYS:HD2	2.15	0.47
29:DE:48:THR:C	29:DE:50:ALA:H	2.16	0.47
47:DF:40:GLY:HA2	47:DF:84:ILE:HG23	1.96	0.47
40:DH:135:HIS:CD2	40:DH:136:SER:H	2.32	0.47
23:DB:1100:C:C5	24:DI:1:ALA:O	2.68	0.47
24:DI:23:VAL:HG12	24:DI:24:GLY:N	2.30	0.47
24:DI:78:LEU:HD23	24:DI:81:LYS:HE2	1.96	0.47
23:DB:812:C:H4'	44:DQ:12:ARG:HH22	1.79	0.47
44:DQ:73:ILE:HG13	44:DQ:74:SER:N	2.30	0.47
49:DR:91:GLN:HG3	49:DR:92:TRP:H	1.80	0.47
50:DT:51:PHE:HB3	50:DT:53:VAL:HG23	1.96	0.47
35:DV:30:ILE:HG12	35:DV:91:PHE:HB2	1.97	0.47
52:DW:35:ILE:O	52:DW:37:VAL:N	2.48	0.47
51:DZ:20:HIS:O	51:DZ:21:ALA:HB3	2.15	0.47
1:AA:108:G:H5'	1:AA:109:A:H5''	1.97	0.47
1:AA:1332:A:H2'	1:AA:1333:A:C8	2.50	0.47

Continued on next page...

Continued from previous page...

Atom-1	Atom-2	Interatomic distance (Å)	Clash overlap (Å)
1:AA:429:U:H1'	1:AA:430:A:H5''	1.97	0.47
1:AA:626:G:O2'	1:AA:627:G:H5'	2.15	0.47
1:AA:637:C:O2'	1:AA:638:U:H5'	2.15	0.47
1:AA:968:A:H4'	1:AA:969:A:OP2	2.13	0.47
20:AB:182:VAL:O	20:AB:195:VAL:HG13	2.14	0.47
20:AB:33:ALA:CA	20:AB:38:HIS:HA	2.42	0.47
5:AF:38:ARG:NH1	5:AF:96:VAL:HG12	2.30	0.47
8:AI:122:ARG:HH11	8:AI:122:ARG:HG3	1.80	0.47
9:AJ:12:ALA:H	9:AJ:18:ILE:HD12	1.80	0.47
9:AJ:56:HIS:H	13:AN:80:ARG:HH22	1.62	0.47
11:AL:43:LYS:CE	11:AL:44:PRO:HD3	2.45	0.47
1:AA:719:C:H2'	17:AR:38:ILE:HD13	1.97	0.47
19:AT:57:VAL:HG23	19:AT:58:ASP:N	2.29	0.47
53:B6:32:ARG:CB	53:B6:103:ILE:HG12	2.32	0.47
53:B6:18:LEU:HD11	53:B6:175:LEU:HD22	1.96	0.47
22:BA:102:G:O2'	22:BA:103:U:H5'	2.14	0.47
23:BB:1201:U:H2'	23:BB:1202:G:C8	2.49	0.47
23:BB:1215:G:H2'	23:BB:1216:G:H8	1.80	0.47
23:BB:1336:A:H3'	23:BB:1337:G:H8	1.80	0.47
23:BB:1824:G:O2'	23:BB:1825:U:H5'	2.15	0.47
23:BB:1845:G:O2'	23:BB:1846:G:H5'	2.14	0.47
23:BB:2060:A:H1'	57:BB:3545:HOH:O	2.15	0.47
23:BB:226:A:H2'	23:BB:227:A:C8	2.49	0.47
23:BB:2636:C:O2'	23:BB:2637:U:H5'	2.15	0.47
23:BB:2747:G:O5'	23:BB:2747:G:H8	1.98	0.47
23:BB:2882:A:H3'	23:BB:2883:A:H5''	1.97	0.47
23:BB:322:A:C2	23:BB:340:A:C6	3.03	0.47
23:BB:564:C:OP2	49:BR:79:ARG:NH2	2.48	0.47
23:BB:668:A:H2'	23:BB:670:A:H62	1.78	0.47
23:BB:692:C:H2'	23:BB:693:A:H8	1.80	0.47
23:BB:962:G:H2'	23:BB:963:U:H6	1.78	0.47
23:BB:979:A:H3'	23:BB:980:A:C5'	2.45	0.47
25:BC:90:ILE:HD13	25:BC:103:ILE:O	2.14	0.47
47:BF:101:ARG:O	47:BF:105:ILE:HB	2.14	0.47
47:BF:45:ASP:O	47:BF:47:LYS:HD3	2.15	0.47
40:BH:132:PHE:HB3	40:BH:140:ALA:HB3	1.97	0.47
37:BL:135:ILE:HG12	37:BL:140:GLY:CA	2.40	0.47
37:BL:60:ARG:C	37:BL:61:LEU:HD12	2.35	0.47
38:BM:108:VAL:HG21	38:BM:112:LEU:HD12	1.96	0.47
43:BO:7:ARG:HA	43:BO:10:ARG:NE	2.29	0.47
28:BP:75:THR:O	28:BP:80:VAL:HG11	2.14	0.47

Continued on next page...

Continued from previous page...

Atom-1	Atom-2	Interatomic distance (Å)	Clash overlap (Å)
44:BQ:108:LEU:CD2	49:BR:48:LYS:HB2	2.45	0.47
46:BU:62:ALA:O	46:BU:63:ALA:HB3	2.14	0.47
23:BB:2353:G:N3	52:BW:30:VAL:HG13	2.30	0.47
1:CA:102:G:H2'	1:CA:103:U:H6	1.79	0.47
1:CA:113:G:H2'	1:CA:114:U:H6	1.79	0.47
1:CA:309:A:H2'	1:CA:310:G:H8	1.79	0.47
1:CA:449:G:H2'	1:CA:450:G:H8	1.78	0.47
1:CA:451:A:H4'	1:CA:452:A:O4'	2.14	0.47
1:CA:451:A:H5'	15:CP:70:ARG:HH22	1.79	0.47
1:CA:632:U:O2	1:CA:632:U:H3'	2.15	0.47
1:CA:92:U:H2'	1:CA:93:U:C6	2.49	0.47
20:CB:151:LYS:HG3	20:CB:152:ASP:H	1.79	0.47
2:CC:133:MET:CE	2:CC:165:GLU:HG2	2.45	0.47
4:CE:93:VAL:HG12	4:CE:94:PHE:N	2.30	0.47
5:CF:18:VAL:O	5:CF:22:ILE:HG13	2.15	0.47
5:CF:81:ASN:O	5:CF:84:VAL:HG12	2.14	0.47
6:CG:26:VAL:HA	6:CG:42:VAL:HG21	1.97	0.47
6:CG:2:ARG:CB	6:CG:2:ARG:NH1	2.78	0.47
11:CL:47:ALA:O	11:CL:48:LEU:HD23	2.15	0.47
1:CA:521:G:OP1	11:CL:50:LYS:HE2	2.15	0.47
13:CN:45:LEU:HD23	13:CN:46:LYS:HD3	1.97	0.47
13:CN:55:SER:HB2	13:CN:58:ARG:HD2	1.97	0.47
13:CN:60:ARG:CZ	13:CN:69:PRO:HB3	2.45	0.47
13:CN:63:CYS:HB2	13:CN:79:SER:CB	2.44	0.47
10:CK:113:THR:HG21	21:CU:28:LEU:HD11	1.95	0.47
31:D0:38:LEU:HB3	31:D0:41:HIS:NE2	2.30	0.47
32:D4:7:VAL:HG13	32:D4:8:LYS:N	2.25	0.47
23:DB:151:C:H2'	23:DB:152:A:C8	2.50	0.47
23:DB:1936:A:OP1	23:DB:1937:A:H5'	2.15	0.47
23:DB:2053:G:O2'	23:DB:2054:A:H5'	2.14	0.47
23:DB:2266:A:H4'	23:DB:2267:A:C8	2.49	0.47
23:DB:2529:G:H4'	48:DG:174:LYS:CG	2.45	0.47
23:DB:635:C:H2'	23:DB:636:G:C8	2.50	0.47
23:DB:836:G:H2'	23:DB:837:C:H6	1.78	0.47
25:DC:57:HIS:CG	25:DC:58:LYS:N	2.82	0.47
26:DD:114:LYS:HD2	26:DD:116:LYS:HE3	1.96	0.47
26:DD:204:LYS:HB2	26:DD:205:PRO:HD2	1.96	0.47
29:DE:130:LYS:HB2	29:DE:133:LEU:HG	1.96	0.47
29:DE:1:MET:HB2	29:DE:16:GLU:CA	2.45	0.47
48:DG:104:LEU:HD22	48:DG:106:LEU:CD2	2.45	0.47
37:DL:79:LEU:CG	37:DL:113:ALA:H	2.28	0.47

Continued on next page...

Continued from previous page...

Atom-1	Atom-2	Interatomic distance (Å)	Clash overlap (Å)
37:DL:91:ASP:HA	37:DL:123:ARG:HB3	1.97	0.47
38:DM:31:PHE:CE2	38:DM:110:GLU:HA	2.50	0.47
42:DN:59:SER:O	42:DN:61:ALA:N	2.38	0.47
42:DN:82:GLU:C	42:DN:84:GLY:H	2.18	0.47
28:DP:20:ARG:HD3	28:DP:112:ARG:NH2	2.30	0.47
44:DQ:18:LYS:C	44:DQ:20:ALA:N	2.68	0.47
44:DQ:24:TYR:CD1	44:DQ:25:GLY:N	2.82	0.47
35:DV:46:LYS:HD2	35:DV:46:LYS:N	2.30	0.47
30:DY:7:THR:HG22	30:DY:8:GLN:N	2.30	0.47
1:AA:144:G:H2'	1:AA:145:G:O4'	2.14	0.47
1:AA:167:A:O2'	1:AA:168:G:H5'	2.15	0.47
1:AA:195:A:H1'	1:AA:222:C:O2'	2.15	0.47
1:AA:418:C:H2'	1:AA:419:C:C6	2.50	0.47
1:AA:451:A:H5'	15:AP:70:ARG:HH22	1.78	0.47
1:AA:556:C:O2'	1:AA:557:G:H5'	2.15	0.47
1:AA:869:G:H4'	1:AA:872:A:C8	2.50	0.47
1:AA:93:U:P	1:AA:94:G:H5''	2.55	0.47
1:AA:951:G:O2'	1:AA:952:U:H5'	2.15	0.47
7:AH:14:ARG:HG3	7:AH:15:ASN:N	2.30	0.47
10:AK:92:ARG:CG	10:AK:92:ARG:HH11	2.27	0.47
14:AO:46:HIS:O	14:AO:48:LYS:N	2.46	0.47
32:B4:19:ARG:C	32:B4:21:GLY:N	2.68	0.47
22:BA:52:A:OP1	22:BA:52:A:H4'	2.14	0.47
23:BB:1349:C:H2'	23:BB:1350:C:C6	2.49	0.47
23:BB:1522:A:H8	23:BB:1522:A:OP1	1.98	0.47
23:BB:1710:G:H4'	23:BB:2858:C:O2	2.15	0.47
23:BB:2028:U:H2'	23:BB:2029:G:C8	2.50	0.47
23:BB:2041:U:H2'	23:BB:2042:A:H8	1.79	0.47
23:BB:24:G:H1'	45:BS:77:ASP:HB3	1.96	0.47
23:BB:2540:C:H2'	23:BB:2541:A:C8	2.50	0.47
23:BB:547:A:C2'	23:BB:548:G:H5'	2.45	0.47
48:BG:25:ILE:O	48:BG:32:LEU:HA	2.15	0.47
48:BG:93:TYR:C	48:BG:94:ARG:HG3	2.35	0.47
41:BJ:74:TYR:HE2	41:BJ:103:ILE:HD11	1.80	0.47
37:BL:95:LEU:HB2	37:BL:101:ILE:CG1	2.45	0.47
38:BM:20:LEU:HD13	38:BM:20:LEU:N	2.30	0.47
42:BN:93:GLY:C	42:BN:95:THR:H	2.18	0.47
43:BO:7:ARG:HA	43:BO:10:ARG:CD	2.45	0.47
44:BQ:35:PHE:C	44:BQ:37:ALA:N	2.68	0.47
45:BS:41:LYS:O	45:BS:44:ALA:HB3	2.15	0.47
35:BV:48:MET:SD	35:BV:85:LYS:HA	2.55	0.47

Continued on next page...

Continued from previous page...

Atom-1	Atom-2	Interatomic distance (Å)	Clash overlap (Å)
51:BZ:39:TRP:HE1	51:BZ:41:GLU:HG2	1.80	0.47
1:CA:1033:G:H5'	1:CA:1034:G:OP2	2.15	0.47
1:CA:1366:C:H2'	1:CA:1367:C:C6	2.48	0.47
1:CA:1436:U:H2'	1:CA:1437:A:C8	2.50	0.47
1:CA:1533:C:C2'	1:CA:1534:A:H3'	2.36	0.47
1:CA:645:G:O2'	1:CA:646:G:H5'	2.15	0.47
3:CD:129:VAL:HG12	3:CD:131:ILE:H	1.80	0.47
4:CE:52:ALA:HB3	4:CE:58:ALA:N	2.30	0.47
5:CF:100:SER:HA	17:CR:23:LYS:NZ	2.30	0.47
6:CG:130:LYS:H	6:CG:134:VAL:HG21	1.80	0.47
7:CH:17:GLN:HG2	7:CH:62:LEU:HD23	1.96	0.47
13:CN:52:ARG:C	13:CN:54:SER:H	2.18	0.47
14:CO:39:LEU:HD23	14:CO:43:PHE:HE1	1.80	0.47
15:CP:38:PHE:CD1	15:CP:39:PHE:N	2.83	0.47
18:CS:64:GLU:N	18:CS:64:GLU:OE1	2.48	0.47
19:CT:38:ILE:HD13	19:CT:85:LEU:HD13	1.96	0.47
34:D3:7:ARG:HG3	34:D3:7:ARG:HH11	1.80	0.47
32:D4:12:ARG:HG3	32:D4:13:ASN:ND2	2.30	0.47
22:DA:13:G:O2'	22:DA:15:A:H5'	2.14	0.47
22:DA:28:C:H5'	22:DA:29:A:OP2	2.15	0.47
23:DB:1464:G:H2'	23:DB:1465:G:C8	2.50	0.47
23:DB:1802:A:H2'	23:DB:1803:A:C8	2.50	0.47
23:DB:1864:U:O2'	23:DB:1865:U:H5'	2.14	0.47
23:DB:2052:A:OP1	26:DD:145:SER:HA	2.15	0.47
23:DB:2663:G:H2'	23:DB:2664:G:H8	1.80	0.47
23:DB:2896:C:H2'	23:DB:2897:U:H6	1.80	0.47
23:DB:702:U:H2'	23:DB:703:U:H6	1.79	0.47
23:DB:796:C:H2'	23:DB:797:G:C8	2.50	0.47
23:DB:947:A:HO2'	23:DB:984:A:H2	1.58	0.47
25:DC:90:ILE:HD12	25:DC:102:TYR:HB3	1.98	0.47
25:DC:141:HIS:NE2	25:DC:194:VAL:HA	2.29	0.47
23:DB:2052:A:O3'	26:DD:149:ASN:HA	2.15	0.47
26:DD:151:THR:N	26:DD:152:PRO:CD	2.78	0.47
47:DF:138:PRO:HA	47:DF:142:TYR:CE2	2.50	0.47
40:DH:140:ALA:O	40:DH:142:VAL:HG23	2.15	0.47
40:DH:127:GLU:HB2	40:DH:143:ILE:HG21	1.97	0.47
40:DH:27:ARG:O	40:DH:28:ASN:ND2	2.47	0.47
41:DJ:13:ARG:HB3	41:DJ:53:TYR:HD2	1.80	0.47
37:DL:119:PRO:HB3	37:DL:139:GLY:O	2.15	0.47
23:DB:956:G:H1'	38:DM:82:MET:HE1	1.97	0.47
44:DQ:63:ARG:NH1	44:DQ:96:ASP:HA	2.30	0.47

Continued on next page...

Continued from previous page...

Atom-1	Atom-2	Interatomic distance (Å)	Clash overlap (Å)
45:DS:2:GLU:O	45:DS:3:THR:O	2.33	0.47
46:DU:86:PHE:CE1	46:DU:88:ASP:HB3	2.49	0.47
46:DU:86:PHE:HB2	46:DU:92:VAL:HB	1.97	0.47
46:DU:9:GLU:OE2	46:DU:21:ARG:HD2	2.14	0.47
39:DX:41:HIS:O	39:DX:44:LYS:HB3	2.15	0.47
1:AA:1080:A:O3'	4:AE:20:VAL:HG11	2.15	0.46
1:AA:398:U:H2'	1:AA:399:G:C8	2.50	0.46
2:AC:96:VAL:HB	2:AC:97:PRO:HD2	1.97	0.46
3:AD:2:ARG:NH1	3:AD:114:ARG:HG3	2.30	0.46
4:AE:144:GLU:HG2	4:AE:144:GLU:O	2.15	0.46
4:AE:44:ARG:HD2	4:AE:72:ASN:HD22	1.79	0.46
10:AK:80:ASN:ND2	10:AK:80:ASN:H	2.12	0.46
11:AL:121:PRO:O	11:AL:122:LYS:HB3	2.15	0.46
13:AN:9:GLU:HB2	13:AN:62:ARG:CZ	2.45	0.46
15:AP:67:ILE:HD11	15:AP:71:VAL:HG22	1.97	0.46
16:AQ:37:ILE:HG13	16:AQ:37:ILE:H	1.41	0.46
18:AS:40:PHE:HB3	18:AS:41:PRO:HD2	1.97	0.46
33:B1:36:LYS:HG2	33:B1:47:ILE:HA	1.97	0.46
23:BB:1025:G:H8	23:BB:1025:G:OP1	1.98	0.46
23:BB:1279:G:H2'	23:BB:1280:G:O4'	2.15	0.46
23:BB:135:U:H2'	23:BB:136:G:H8	1.77	0.46
23:BB:190:A:N6	23:BB:207:A:H1'	2.30	0.46
23:BB:2805:C:H2'	23:BB:2806:C:C6	2.51	0.46
23:BB:2623:G:H4'	23:BB:2825:G:C8	2.51	0.46
23:BB:564:C:O2'	23:BB:565:C:H5'	2.15	0.46
23:BB:654:A:O2'	23:BB:655:A:H5''	2.15	0.46
23:BB:682:G:O2'	23:BB:683:U:H5'	2.15	0.46
25:BC:76:VAL:HG12	25:BC:114:GLN:CG	2.34	0.46
23:BB:2680:U:H5'	26:BD:194:PRO:HA	1.97	0.46
47:BF:11:VAL:HG13	47:BF:171:ALA:HB1	1.97	0.46
48:BG:54:ARG:O	48:BG:55:ASP:C	2.54	0.46
40:BH:12:LEU:HD21	40:BH:25:TYR:HE2	1.79	0.46
41:BJ:6:ALA:HB3	41:BJ:45:THR:CG2	2.44	0.46
41:BJ:72:LYS:HB2	41:BJ:89:PHE:H	1.80	0.46
37:BL:116:VAL:HG13	37:BL:117:THR:N	2.20	0.46
44:BQ:77:LYS:O	44:BQ:80:ASN:HB3	2.15	0.46
46:BU:11:ILE:O	46:BU:12:VAL:HB	2.15	0.46
46:BU:14:THR:O	46:BU:18:LYS:HG2	2.15	0.46
1:CA:1118:U:H2'	1:CA:1119:C:H6	1.80	0.46
1:CA:113:G:O4'	1:CA:354:G:H4'	2.14	0.46
1:CA:162:A:H2'	1:CA:163:C:O4'	2.15	0.46

Continued on next page...

Continued from previous page...

Atom-1	Atom-2	Interatomic distance (Å)	Clash overlap (Å)
1:CA:213:G:H3'	1:CA:214:C:H6	1.80	0.46
1:CA:546:A:P	3:CD:68:GLU:HB3	2.55	0.46
1:CA:653:U:C4	7:CH:55:LYS:HE2	2.50	0.46
20:CB:42:LEU:HA	20:CB:45:THR:HB	1.97	0.46
2:CC:171:ARG:HH11	2:CC:171:ARG:HB2	1.80	0.46
6:CG:126:ALA:C	6:CG:128:GLU:H	2.18	0.46
8:CI:41:GLU:H	8:CI:44:ARG:NH1	2.13	0.46
8:CI:46:VAL:HG23	8:CI:47:VAL:N	2.30	0.46
8:CI:5:TYR:O	8:CI:20:ILE:N	2.48	0.46
12:CM:37:GLY:O	12:CM:38:ILE:HD13	2.15	0.46
13:CN:30:ILE:HG22	13:CN:31:SER:N	2.30	0.46
21:CU:49:ALA:O	21:CU:52:VAL:HG12	2.15	0.46
22:DA:111:U:H2'	22:DA:112:G:H8	1.74	0.46
23:DB:1190:G:O5'	37:DL:32:GLY:HA2	2.15	0.46
23:DB:1309:G:H4'	36:D2:7:PRO:CB	2.44	0.46
23:DB:1553:A:H2'	23:DB:1555:G:N7	2.31	0.46
23:DB:1434:A:H62	23:DB:1558:C:H42	1.61	0.46
23:DB:1859:U:H2'	23:DB:1860:G:C8	2.50	0.46
23:DB:2103:C:H3'	23:DB:2104:C:O2	2.14	0.46
23:DB:2243:U:H2'	23:DB:2244:U:H6	1.80	0.46
23:DB:235:U:H2'	23:DB:236:C:C6	2.50	0.46
23:DB:244:A:H2'	23:DB:245:G:O4'	2.15	0.46
23:DB:584:C:H2'	23:DB:585:G:C8	2.49	0.46
23:DB:633:A:OP1	37:DL:71:ALA:HB2	2.15	0.46
23:DB:65:U:H2'	23:DB:66:C:H6	1.79	0.46
23:DB:705:A:H2'	23:DB:706:A:H8	1.80	0.46
23:DB:718:A:H3'	23:DB:719:C:C6	2.44	0.46
23:DB:992:C:H2'	23:DB:993:G:H8	1.81	0.46
23:DB:1566:A:H5'	25:DC:213:ARG:NH1	2.30	0.46
26:DD:114:LYS:HD2	26:DD:116:LYS:CE	2.44	0.46
47:DF:131:VAL:C	47:DF:133:GLU:H	2.19	0.46
47:DF:132:ARG:O	47:DF:133:GLU:HB2	2.15	0.46
40:DH:115:VAL:HG22	40:DH:117:LEU:N	2.28	0.46
41:DJ:72:LYS:HB2	41:DJ:89:PHE:H	1.79	0.46
41:DJ:80:HIS:O	41:DJ:81:ILE:C	2.53	0.46
37:DL:85:VAL:HG22	37:DL:94:THR:HG21	1.97	0.46
44:DQ:105:PHE:HA	44:DQ:108:LEU:CD1	2.40	0.46
44:DQ:109:VAL:O	44:DQ:113:LYS:HG3	2.15	0.46
49:DR:14:VAL:CG2	49:DR:15:SER:N	2.78	0.46
44:DQ:108:LEU:HD23	49:DR:48:LYS:CD	2.45	0.46
49:DR:61:ALA:HB2	49:DR:98:ILE:HA	1.96	0.46

Continued on next page...

Continued from previous page...

Atom-1	Atom-2	Interatomic distance (Å)	Clash overlap (Å)
23:DB:2365:G:O2'	52:DW:59:PHE:CE1	2.66	0.46
52:DW:67:LYS:O	52:DW:68:PHE:HB2	2.14	0.46
51:DZ:40:VAL:CG2	51:DZ:43:GLU:HB3	2.44	0.46
51:DZ:39:TRP:CE2	51:DZ:41:GLU:HA	2.50	0.46
1:AA:26:A:N6	1:AA:558:G:H1'	2.30	0.46
1:AA:707:U:H2'	1:AA:708:C:H6	1.80	0.46
3:AD:12:ARG:HA	3:AD:33:ILE:HD12	1.98	0.46
5:AF:49:TYR:CE1	17:AR:65:SER:HA	2.49	0.46
6:AG:26:VAL:HG12	6:AG:42:VAL:HG11	1.96	0.46
8:AI:38:PHE:CZ	8:AI:74:GLN:HB3	2.38	0.46
16:AQ:45:VAL:HG21	16:AQ:60:ILE:HG21	1.97	0.46
19:AT:53:MET:HA	19:AT:56:ILE:CD1	2.44	0.46
19:AT:71:ALA:O	19:AT:74:HIS:HB2	2.16	0.46
32:B4:16:ILE:HA	32:B4:24:ARG:O	2.14	0.46
53:B6:104:PRO:O	53:B6:105:PRO:C	2.52	0.46
53:B6:150:SER:OG	53:B6:153:GLU:HG3	2.15	0.46
53:B6:16:LYS:HE3	53:B6:16:LYS:N	2.31	0.46
53:B6:30:THR:HA	53:B6:183:ILE:CG1	2.45	0.46
53:B6:30:THR:HG23	53:B6:179:LYS:NZ	2.31	0.46
23:BB:1117:C:H2'	23:BB:1118:C:H6	1.79	0.46
23:BB:1473:G:O2'	23:BB:1474:U:H5'	2.15	0.46
23:BB:1539:U:O2	23:BB:1539:U:H2'	2.15	0.46
23:BB:1883:U:H2'	23:BB:1884:G:C1'	2.45	0.46
23:BB:2266:A:H1'	23:BB:2272:U:O4	2.15	0.46
23:BB:2327:A:H2'	23:BB:2328:A:C8	2.50	0.46
23:BB:2883:A:OP1	31:B0:48:TYR:HE1	1.98	0.46
23:BB:1925:C:H42	55:BB:3111:LLL:H412	1.79	0.46
25:BC:35:LYS:O	25:BC:36:ASN:HB2	2.15	0.46
29:BE:1:MET:HB2	29:BE:16:GLU:CA	2.45	0.46
47:BF:116:LEU:HD21	47:BF:174:PHE:HE2	1.81	0.46
48:BG:93:TYR:CD1	48:BG:106:LEU:HB2	2.50	0.46
40:BH:68:ARG:HB2	40:BH:134:VAL:CG1	2.38	0.46
37:BL:92:LEU:HD23	37:BL:92:LEU:H	1.80	0.46
38:BM:55:ARG:NH2	38:BM:55:ARG:HG3	2.30	0.46
42:BN:82:GLU:C	42:BN:84:GLY:H	2.18	0.46
45:BS:95:ARG:HA	45:BS:95:ARG:NE	2.31	0.46
46:BU:86:PHE:CE1	46:BU:88:ASP:HB3	2.50	0.46
52:BW:61:LYS:HB3	52:BW:62:ALA:H	1.43	0.46
51:BZ:45:ARG:O	51:BZ:46:PHE:HB2	2.15	0.46
1:CA:1488:G:O2'	1:CA:1489:G:H5'	2.15	0.46
1:CA:26:A:H61	1:CA:558:G:H1'	1.80	0.46

Continued on next page...

Continued from previous page...

Atom-1	Atom-2	Interatomic distance (Å)	Clash overlap (Å)
1:CA:677:U:H2'	1:CA:678:U:H6	1.81	0.46
20:CB:161:PHE:CE2	20:CB:216:VAL:HG11	2.50	0.46
3:CD:12:ARG:HA	3:CD:33:ILE:HD12	1.98	0.46
5:CF:38:ARG:NH2	5:CF:63:ASN:ND2	2.64	0.46
13:CN:46:LYS:HE3	18:CS:15:LEU:HD12	1.96	0.46
36:D2:10:LEU:HD21	36:D2:14:ARG:HH11	1.78	0.46
53:D6:70:SER:HB3	53:D6:76:LEU:HG	1.98	0.46
23:DB:1085:A:C1'	23:DB:1105:U:H1'	2.44	0.46
23:DB:1098:A:H3'	24:DI:3:LYS:HB3	1.96	0.46
23:DB:1102:C:O2'	23:DB:1103:A:H5'	2.16	0.46
23:DB:1174:U:H4'	23:DB:1176:U:C1'	2.44	0.46
23:DB:1229:C:H2'	23:DB:1230:A:C8	2.51	0.46
23:DB:1438:U:O2'	23:DB:1439:A:H5'	2.15	0.46
23:DB:1523:U:H5''	23:DB:1524:G:H8	1.76	0.46
23:DB:2221:G:O2'	23:DB:2222:C:H5'	2.15	0.46
23:DB:2228:G:H2'	23:DB:2229:U:H6	1.79	0.46
23:DB:2294:G:P	43:DO:94:ARG:HH11	2.38	0.46
23:DB:2648:G:H2'	23:DB:2649:C:C6	2.50	0.46
23:DB:2730:C:H2'	23:DB:2731:G:C8	2.49	0.46
23:DB:2880:C:O4'	42:DN:91:ALA:HB3	2.14	0.46
23:DB:494:G:O2'	23:DB:495:G:H5'	2.15	0.46
23:DB:558:U:P	41:DJ:113:PRO:HG2	2.55	0.46
23:DB:668:A:H2'	23:DB:670:A:H62	1.80	0.46
23:DB:851:C:O2'	23:DB:852:U:H5'	2.15	0.46
23:DB:939:G:O2'	23:DB:940:G:H5'	2.15	0.46
25:DC:157:ALA:HB1	25:DC:196:ASN:HB3	1.96	0.46
25:DC:35:LYS:HD2	25:DC:37:SER:OG	2.16	0.46
47:DF:77:LYS:HD2	47:DF:79:ARG:HE	1.80	0.46
48:DG:79:THR:CG2	48:DG:80:GLU:HG2	2.37	0.46
24:DI:96:LYS:HD3	24:DI:138:VAL:HG21	1.97	0.46
38:DM:69:PRO:HA	38:DM:94:ALA:HB2	1.97	0.46
38:DM:38:ARG:HB3	38:DM:98:PRO:HD3	1.97	0.46
43:DO:58:ILE:HG22	43:DO:62:LEU:CD2	2.45	0.46
45:DS:4:ILE:HG22	45:DS:106:VAL:HG13	1.97	0.46
35:DV:80:HIS:HD2	35:DV:83:LYS:H	1.63	0.46
1:AA:1451:U:H5''	1:AA:1452:C:OP2	2.16	0.46
1:AA:1489:G:H2'	1:AA:1490:U:C6	2.51	0.46
1:AA:311:C:O2'	1:AA:312:C:H5'	2.15	0.46
1:AA:482:A:H2'	1:AA:483:C:O4'	2.16	0.46
1:AA:521:G:OP1	11:AL:50:LYS:HE2	2.15	0.46
2:AC:146:LYS:HB2	2:AC:202:PHE:O	2.15	0.46

Continued on next page...

Continued from previous page...

Atom-1	Atom-2	Interatomic distance (Å)	Clash overlap (Å)
2:AC:202:PHE:HZ	2:AC:205:GLU:HG2	1.79	0.46
3:AD:129:VAL:HG12	3:AD:131:ILE:H	1.79	0.46
4:AE:149:PRO:HG2	4:AE:150:GLU:OE1	2.16	0.46
8:AI:78:ILE:O	8:AI:82:ILE:HG13	2.16	0.46
12:AM:75:SER:O	12:AM:78:ARG:HB2	2.15	0.46
12:AM:87:GLY:HA2	12:AM:90:HIS:HD2	1.79	0.46
13:AN:10:VAL:HB	13:AN:11:LYS:HZ3	1.81	0.46
13:AN:30:ILE:HG22	13:AN:31:SER:N	2.29	0.46
15:AP:38:PHE:CE2	15:AP:51:ARG:HD3	2.50	0.46
19:AT:14:GLU:O	19:AT:17:ARG:HB3	2.15	0.46
23:BB:1270:C:H5''	23:BB:1271:G:C5'	2.45	0.46
23:BB:1441:G:H2'	23:BB:1442:U:H6	1.80	0.46
23:BB:1485:U:O2'	23:BB:1486:U:H5'	2.15	0.46
23:BB:1973:G:O2'	23:BB:1974:C:H5'	2.14	0.46
23:BB:225:C:H2'	23:BB:226:A:O4'	2.15	0.46
23:BB:2649:C:H2'	23:BB:2650:U:C6	2.49	0.46
23:BB:345:A:H1'	23:BB:346:A:C2	2.43	0.46
23:BB:660:C:H2'	23:BB:661:A:H8	1.79	0.46
23:BB:760:G:H2'	23:BB:761:A:O4'	2.14	0.46
25:BC:211:ARG:C	25:BC:213:ARG:H	2.18	0.46
26:BD:11:MET:HA	26:BD:24:VAL:O	2.15	0.46
29:BE:129:PRO:HD3	29:BE:156:ASN:OD1	2.15	0.46
29:BE:137:LYS:O	29:BE:141:MET:HG3	2.16	0.46
47:BF:11:VAL:HG12	47:BF:12:VAL:N	2.19	0.46
37:BL:6:LEU:H	37:BL:6:LEU:CD2	2.20	0.46
44:BQ:108:LEU:HD23	49:BR:48:LYS:CD	2.46	0.46
30:BY:37:ARG:HG3	30:BY:38:GLU:OE2	2.15	0.46
1:CA:1072:G:H2'	1:CA:1073:U:C6	2.51	0.46
1:CA:108:G:H5'	1:CA:109:A:H5''	1.97	0.46
1:CA:1316:G:H22	1:CA:1318:A:H3'	1.77	0.46
1:CA:1337:G:H5''	1:CA:1338:G:OP1	2.15	0.46
1:CA:292:G:O2'	1:CA:609:A:N6	2.48	0.46
1:CA:360:G:O2'	1:CA:361:G:H5'	2.15	0.46
1:CA:635:A:H2'	1:CA:636:U:H6	1.80	0.46
20:CB:102:ASN:O	20:CB:106:VAL:HG23	2.15	0.46
20:CB:84:LEU:C	20:CB:86:CYS:H	2.18	0.46
6:CG:46:LEU:HG	6:CG:57:GLU:CB	2.45	0.46
7:CH:1:SER:O	7:CH:3:GLN:HG3	2.14	0.46
8:CI:15:ALA:O	8:CI:66:VAL:HG23	2.14	0.46
8:CI:71:ILE:HD12	8:CI:71:ILE:N	2.28	0.46
11:CL:19:ASN:HA	11:CL:19:ASN:HD22	1.52	0.46

Continued on next page...

Continued from previous page...

Atom-1	Atom-2	Interatomic distance (Å)	Clash overlap (Å)
12:CM:2:ARG:HD3	12:CM:2:ARG:N	2.28	0.46
13:CN:30:ILE:C	13:CN:32:ASP:H	2.18	0.46
15:CP:17:TYR:HB2	15:CP:39:PHE:HD2	1.81	0.46
18:CS:10:ILE:HG13	18:CS:10:ILE:O	2.15	0.46
21:CU:3:ILE:CG2	21:CU:19:LYS:HD2	2.45	0.46
33:D1:10:LEU:HD23	33:D1:35:LEU:HD21	1.98	0.46
34:D3:36:ALA:O	34:D3:40:LYS:HG3	2.15	0.46
23:DB:1117:C:C2'	23:DB:1118:C:H5'	2.46	0.46
23:DB:1229:C:H2'	23:DB:1230:A:H8	1.79	0.46
23:DB:1300:G:H4'	23:DB:1301:A:O5'	2.16	0.46
23:DB:1463:C:H2'	23:DB:1464:G:H8	1.81	0.46
23:DB:1465:G:H2'	23:DB:1466:U:O4'	2.15	0.46
23:DB:2021:C:OP1	31:D0:8:THR:HG21	2.15	0.46
23:DB:2149:U:O2'	23:DB:2150:C:H5'	2.15	0.46
23:DB:2376:A:H1'	43:DO:111:ARG:HH12	1.81	0.46
23:DB:2468:A:H2'	23:DB:2476:A:C6	2.51	0.46
23:DB:2553:G:H2'	23:DB:2554:U:O4'	2.15	0.46
23:DB:2553:G:H2'	23:DB:2554:U:H4'	1.97	0.46
23:DB:2737:G:H2'	23:DB:2738:A:C8	2.50	0.46
23:DB:2768:U:H2'	23:DB:2769:U:O4'	2.14	0.46
23:DB:510:C:H2'	23:DB:511:U:O4'	2.15	0.46
23:DB:572:A:H5''	23:DB:573:U:OP2	2.15	0.46
23:DB:937:C:H2'	23:DB:938:G:H8	1.80	0.46
23:DB:962:G:H21	23:DB:2250:G:N2	2.02	0.46
23:DB:979:A:H2'	23:DB:982:C:N4	2.30	0.46
25:DC:143:VAL:HG12	25:DC:144:GLU:N	2.31	0.46
25:DC:140:VAL:CG2	25:DC:163:ILE:HG12	2.45	0.46
25:DC:83:ASP:HB2	25:DC:90:ILE:HB	1.97	0.46
23:DB:2635:A:H5'	26:DD:79:LEU:HB2	1.97	0.46
47:DF:102:LEU:HA	47:DF:106:ALA:CB	2.45	0.46
47:DF:101:ARG:O	47:DF:105:ILE:HB	2.14	0.46
47:DF:134:GLN:OE1	47:DF:136:ILE:HA	2.14	0.46
48:DG:22:VAL:HG22	48:DG:36:LEU:HD12	1.97	0.46
40:DH:3:VAL:HA	40:DH:39:ALA:N	2.31	0.46
37:DL:125:LEU:HB2	37:DL:143:GLU:OE2	2.16	0.46
38:DM:31:PHE:CD1	38:DM:105:MET:HB3	2.50	0.46
42:DN:63:ARG:HA	42:DN:80:PHE:CE2	2.50	0.46
44:DQ:10:ARG:HB2	44:DQ:10:ARG:NH1	2.29	0.46
44:DQ:55:GLN:O	44:DQ:59:LEU:HB2	2.15	0.46
35:DV:32:GLY:O	35:DV:93:ARG:HD2	2.15	0.46
1:AA:147:G:H2'	1:AA:148:G:H8	1.78	0.46

Continued on next page...

Continued from previous page...

Atom-1	Atom-2	Interatomic distance (Å)	Clash overlap (Å)
1:AA:301:G:O2'	1:AA:302:G:H5'	2.16	0.46
1:AA:455:G:H2'	1:AA:456:A:C8	2.51	0.46
1:AA:469:C:H2'	1:AA:470:C:O4'	2.16	0.46
1:AA:640:A:O2'	1:AA:641:U:H5'	2.15	0.46
1:AA:961:U:H3	1:AA:983:A:H62	1.63	0.46
2:AC:128:MET:H	2:AC:128:MET:CE	2.28	0.46
5:AF:98:GLU:CG	5:AF:99:ALA:N	2.78	0.46
4:AE:152:VAL:HG21	7:AH:98:LEU:HB3	1.98	0.46
11:AL:49:ARG:H	11:AL:49:ARG:CD	2.29	0.46
14:AO:17:ARG:HG2	14:AO:24:SER:HB2	1.98	0.46
14:AO:25:THR:CG2	14:AO:70:LEU:HD23	2.45	0.46
14:AO:8:THR:O	14:AO:11:ILE:HG22	2.15	0.46
18:AS:64:GLU:OE1	18:AS:64:GLU:N	2.48	0.46
21:AU:34:ARG:NH1	21:AU:39:LYS:HZ2	2.14	0.46
23:BB:2756:U:OP2	32:B4:19:ARG:HG2	2.15	0.46
53:B6:32:ARG:HB2	53:B6:103:ILE:CG2	2.46	0.46
53:B6:78:ALA:HA	53:B6:81:LYS:CD	2.38	0.46
22:BA:40:U:O2'	22:BA:41:G:H5'	2.16	0.46
23:BB:1517:G:O2'	23:BB:1518:C:H5'	2.16	0.46
23:BB:2407:A:H2'	23:BB:2408:U:C6	2.51	0.46
23:BB:2563:U:O2	23:BB:2565:A:H8	1.99	0.46
23:BB:29:U:H2'	23:BB:30:G:C8	2.50	0.46
23:BB:481:G:C2	23:BB:507:A:C4	3.03	0.46
23:BB:65:U:H2'	23:BB:66:C:H6	1.80	0.46
23:BB:82:U:H2'	23:BB:83:A:C8	2.51	0.46
23:BB:927:A:H2'	23:BB:928:A:C8	2.51	0.46
25:BC:89:ASN:O	25:BC:105:ALA:HB3	2.16	0.46
47:BF:108:PRO:O	47:BF:110:ILE:HG23	2.16	0.46
48:BG:10:VAL:H	48:BG:48:THR:HG22	1.80	0.46
41:BJ:80:HIS:O	41:BJ:81:ILE:C	2.53	0.46
27:BK:68:GLY:HA3	27:BK:78:ARG:HB3	1.97	0.46
37:BL:79:LEU:CG	37:BL:113:ALA:H	2.29	0.46
42:BN:29:VAL:HG13	42:BN:83:LEU:HD21	1.96	0.46
43:BO:30:ARG:NH1	43:BO:102:ARG:HB2	2.31	0.46
50:BT:10:VAL:HG21	50:BT:42:GLU:HG3	1.96	0.46
1:CA:840:C:N3	1:CA:842:U:H4'	2.31	0.46
4:CE:84:VAL:CG1	4:CE:146:MET:HB3	2.45	0.46
5:CF:43:GLY:HA2	5:CF:58:HIS:NE2	2.31	0.46
1:CA:1130:A:H5'	8:CI:19:PHE:CE2	2.50	0.46
8:CI:44:ARG:HG2	8:CI:44:ARG:HH11	1.79	0.46
9:CJ:6:ILE:HA	9:CJ:102:LEU:O	2.15	0.46

Continued on next page...

Continued from previous page...

Atom-1	Atom-2	Interatomic distance (Å)	Clash overlap (Å)
11:CL:23:LEU:O	11:CL:25:ALA:N	2.49	0.46
15:CP:20:VAL:CG2	15:CP:32:PHE:HB2	2.46	0.46
19:CT:54:GLN:HG3	19:CT:75:LYS:HE3	1.97	0.46
19:CT:57:VAL:HG23	19:CT:58:ASP:N	2.30	0.46
23:DB:2420:C:OP1	34:D3:33:THR:HB	2.15	0.46
53:D6:113:ASP:HA	53:D6:116:ARG:HG2	1.98	0.46
23:DB:1050:A:H2'	23:DB:1051:G:O4'	2.15	0.46
23:DB:1685:C:H2'	23:DB:1686:C:H6	1.81	0.46
23:DB:1742:U:H2'	23:DB:1743:G:H8	1.80	0.46
23:DB:2784:U:H4'	26:DD:42:ASN:O	2.15	0.46
23:DB:31:C:O2'	23:DB:32:C:H5'	2.16	0.46
23:DB:794:A:H2'	23:DB:795:C:C6	2.50	0.46
23:DB:870:U:H5''	38:DM:6:ARG:O	2.16	0.46
23:DB:873:C:H4'	38:DM:64:TRP:NE1	2.26	0.46
25:DC:28:PRO:O	25:DC:30:ALA:N	2.48	0.46
47:DF:148:VAL:O	47:DF:149:ARG:HG2	2.15	0.46
47:DF:11:VAL:HG13	47:DF:171:ALA:HB1	1.96	0.46
40:DH:5:LEU:HD11	40:DH:12:LEU:O	2.15	0.46
40:DH:78:VAL:HG12	40:DH:79:THR:N	2.31	0.46
24:DI:69:VAL:HG23	24:DI:69:VAL:O	2.14	0.46
24:DI:79:LEU:HD12	24:DI:135:MET:SD	2.54	0.46
38:DM:40:ARG:HB2	38:DM:93:VAL:HG21	1.98	0.46
28:DP:112:ARG:HB2	28:DP:112:ARG:NH1	2.27	0.46
44:DQ:108:LEU:CD2	49:DR:48:LYS:HB2	2.45	0.46
50:DT:45:ALA:HA	50:DT:48:GLN:HB2	1.97	0.46
50:DT:55:VAL:HG22	50:DT:87:LEU:CD2	2.45	0.46
39:DX:10:SER:N	39:DX:60:LYS:HE2	2.27	0.46
1:AA:1053:G:N7	1:AA:1199:U:H3'	2.30	0.46
1:AA:1117:A:H4'	8:AI:105:ARG:NH1	2.30	0.46
1:AA:1218:C:H2'	1:AA:1219:A:H8	1.79	0.46
1:AA:286:C:H2'	1:AA:287:U:C6	2.50	0.46
1:AA:551:U:H2'	1:AA:552:U:C6	2.50	0.46
1:AA:292:G:O2'	1:AA:609:A:N6	2.49	0.46
1:AA:66:A:C2'	1:AA:67:C:H5'	2.44	0.46
1:AA:90:C:H2'	1:AA:91:U:C6	2.50	0.46
20:AB:147:LEU:O	20:AB:151:LYS:N	2.47	0.46
3:AD:2:ARG:O	3:AD:3:TYR:HB3	2.15	0.46
3:AD:55:ARG:NE	3:AD:55:ARG:HA	2.30	0.46
7:AH:110:MET:HG3	7:AH:115:ALA:HB2	1.97	0.46
7:AH:29:SER:O	7:AH:30:LYS:C	2.54	0.46
7:AH:9:MET:O	7:AH:13:ILE:HG13	2.15	0.46

Continued on next page...

Continued from previous page...

Atom-1	Atom-2	Interatomic distance (Å)	Clash overlap (Å)
8:AI:56:MET:O	8:AI:58:GLU:HG2	2.16	0.46
8:AI:55:ASP:O	8:AI:59:LYS:HE3	2.16	0.46
8:AI:74:GLN:O	8:AI:78:ILE:HG13	2.16	0.46
10:AK:70:ALA:O	10:AK:74:LYS:HB2	2.15	0.46
11:AL:23:LEU:O	11:AL:25:ALA:N	2.48	0.46
12:AM:95:PRO:HB2	12:AM:99:GLN:OE1	2.16	0.46
13:AN:12:ARG:HE	13:AN:58:ARG:NH1	2.13	0.46
19:AT:77:ASN:O	19:AT:81:GLN:HG3	2.15	0.46
22:BA:78:A:H2'	22:BA:79:G:O4'	2.16	0.46
23:BB:1056:G:H4'	23:BB:1086:A:H8	1.80	0.46
23:BB:699:A:H4'	23:BB:1634:A:C5	2.50	0.46
23:BB:2281:A:O2'	23:BB:2282:G:H5'	2.16	0.46
23:BB:2461:A:H2'	23:BB:2462:C:H6	1.78	0.46
23:BB:2844:G:H2'	23:BB:2845:U:O4'	2.16	0.46
23:BB:419:U:H2'	23:BB:420:C:H6	1.78	0.46
23:BB:532:A:O2'	23:BB:2021:C:H5	1.97	0.46
23:BB:671:C:O2'	23:BB:672:C:H5'	2.15	0.46
25:BC:64:VAL:HG21	25:BC:86:ARG:CZ	2.45	0.46
29:BE:60:TRP:HB3	29:BE:61:ARG:H	1.33	0.46
40:BH:128:HIS:O	40:BH:143:ILE:HA	2.15	0.46
40:BH:128:HIS:CG	40:BH:144:VAL:HB	2.50	0.46
40:BH:68:ARG:O	40:BH:72:ILE:HG22	2.15	0.46
40:BH:89:LYS:HA	40:BH:89:LYS:NZ	2.31	0.46
41:BJ:13:ARG:HB3	41:BJ:53:TYR:CD2	2.50	0.46
41:BJ:70:THR:HG22	41:BJ:90:GLU:OE2	2.16	0.46
42:BN:2:ARG:HG2	42:BN:5:LYS:CB	2.40	0.46
42:BN:75:ILE:HD12	42:BN:76:VAL:N	2.30	0.46
35:BV:65:VAL:O	35:BV:66:ASP:HB3	2.16	0.46
51:BZ:33:LEU:O	51:BZ:34:HIS:CG	2.69	0.46
1:CA:1320:C:H1'	18:CS:72:GLU:CA	2.45	0.46
1:CA:317:U:H2'	1:CA:318:G:C8	2.50	0.46
1:CA:651:C:H2'	1:CA:652:U:C6	2.50	0.46
2:CC:46:LEU:HD12	2:CC:75:VAL:HG22	1.97	0.46
2:CC:5:HIS:HD2	2:CC:7:ASN:H	1.62	0.46
7:CH:45:ILE:HG21	7:CH:60:LEU:CD2	2.44	0.46
7:CH:6:ILE:O	7:CH:10:LEU:HG	2.15	0.46
7:CH:91:LEU:HD12	7:CH:116:ARG:HB2	1.97	0.46
8:CI:74:GLN:O	8:CI:78:ILE:HG13	2.16	0.46
13:CN:20:PHE:HD2	13:CN:54:SER:O	1.99	0.46
16:CQ:11:VAL:O	16:CQ:54:ILE:HG13	2.15	0.46
17:CR:38:ILE:HG23	17:CR:62:ARG:NH2	2.30	0.46

Continued on next page...

Continued from previous page...

Atom-1	Atom-2	Interatomic distance (Å)	Clash overlap (Å)
18:CS:41:PRO:O	18:CS:44:ILE:HG22	2.16	0.46
33:D1:32:LYS:NZ	33:D1:52:LYS:HA	2.31	0.46
33:D1:46:VAL:HG22	33:D1:47:ILE:H	1.80	0.46
53:D6:183:ILE:C	53:D6:185:GLY:H	2.19	0.46
22:DA:17:C:O2'	22:DA:18:G:H5'	2.16	0.46
23:DB:1099:G:O4'	24:DI:3:LYS:O	2.33	0.46
23:DB:121:G:H2'	23:DB:122:G:H8	1.80	0.46
23:DB:1914:C:H2'	23:DB:1915:U:H5'	1.98	0.46
1:CA:1517:G:H1'	23:DB:1919:A:O3'	2.15	0.46
23:DB:960:A:C4'	23:DB:2457:U:H4'	2.46	0.46
23:DB:2560:A:H2'	23:DB:2561:U:H6	1.79	0.46
23:DB:2603:G:O2'	23:DB:2604:U:H5'	2.15	0.46
23:DB:2861:U:H2'	23:DB:2862:G:H8	1.79	0.46
23:DB:742:A:O2'	23:DB:743:A:H5'	2.15	0.46
23:DB:794:A:H2'	23:DB:795:C:H6	1.80	0.46
23:DB:833:A:H2'	23:DB:834:G:H8	1.78	0.46
23:DB:979:A:H3'	23:DB:980:A:C5'	2.45	0.46
25:DC:204:LEU:CD2	25:DC:209:ALA:HB1	2.45	0.46
26:DD:94:GLN:HG2	26:DD:94:GLN:O	2.15	0.46
29:DE:134:LEU:CD2	29:DE:161:ALA:HB2	2.45	0.46
29:DE:88:ARG:HB3	29:DE:89:PRO:HD2	1.98	0.46
27:DK:47:ILE:HG23	27:DK:48:PRO:N	2.31	0.46
37:DL:17:LYS:HD2	37:DL:19:LEU:HD11	1.98	0.46
42:DN:24:MET:CE	42:DN:44:LEU:HB2	2.45	0.46
43:DO:56:LYS:HG2	43:DO:60:GLU:OE1	2.15	0.46
44:DQ:91:ARG:CB	44:DQ:94:LEU:HD23	2.44	0.46
49:DR:39:LEU:HB2	49:DR:49:ILE:HD11	1.97	0.46
45:DS:15:GLN:O	45:DS:19:LEU:HB2	2.15	0.46
45:DS:51:LEU:C	45:DS:53:SER:H	2.19	0.46
50:DT:60:THR:HB	50:DT:81:LYS:HD2	1.98	0.46
50:DT:69:ARG:NE	50:DT:70:HIS:H	2.13	0.46
46:DU:78:LYS:HE3	46:DU:79:ALA:N	2.30	0.46
1:AA:1072:G:H2'	1:AA:1073:U:C6	2.51	0.46
1:AA:1170:A:H2'	1:AA:1171:A:O4'	2.16	0.46
1:AA:213:G:H3'	1:AA:214:C:H6	1.79	0.46
1:AA:239:U:C5'	1:AA:239:U:H6	2.28	0.46
1:AA:486:U:H2'	1:AA:487:A:H8	1.80	0.46
1:AA:512:U:H2'	1:AA:513:C:C6	2.51	0.46
1:AA:26:A:H61	1:AA:558:G:H1'	1.80	0.46
1:AA:593:U:H2'	1:AA:594:U:C6	2.51	0.46
1:AA:824:G:O2'	1:AA:825:A:H5'	2.15	0.46

Continued on next page...

Continued from previous page...

Atom-1	Atom-2	Interatomic distance (Å)	Clash overlap (Å)
1:AA:884:U:H4'	1:AA:885:G:H5''	1.96	0.46
1:AA:922:G:H2'	1:AA:923:A:H8	1.80	0.46
20:AB:98:GLY:O	20:AB:102:ASN:N	2.48	0.46
3:AD:185:PRO:HB2	3:AD:190:LEU:HG	1.98	0.46
4:AE:52:ALA:HB3	4:AE:58:ALA:N	2.30	0.46
10:AK:43:TRP:HZ3	10:AK:45:THR:HG22	1.79	0.46
1:AA:36:C:OP1	11:AL:119:LYS:HD2	2.16	0.46
13:AN:23:ARG:C	13:AN:25:GLU:H	2.18	0.46
14:AO:71:LYS:HD3	14:AO:72:ARG:N	2.31	0.46
1:AA:617:G:C4'	15:AP:46:LYS:HE2	2.42	0.46
1:AA:132:C:H5''	19:AT:68:LYS:NZ	2.29	0.46
36:B2:13:ASN:O	36:B2:17:GLY:HA3	2.16	0.46
53:B6:30:THR:HB	53:B6:182:GLU:C	2.36	0.46
53:B6:55:ILE:CG2	53:B6:79:ILE:HD11	2.44	0.46
53:B6:61:PRO:HD2	53:B6:65:THR:O	2.16	0.46
23:BB:1335:C:H2'	23:BB:1336:A:H8	1.80	0.46
23:BB:1418:G:H1'	23:BB:1580:A:N6	2.30	0.46
23:BB:1689:A:H2'	23:BB:1690:A:H8	1.80	0.46
23:BB:2314:A:H2'	23:BB:2315:G:C8	2.49	0.46
23:BB:2555:U:H2'	23:BB:2556:C:O4'	2.15	0.46
23:BB:2491:U:H5''	23:BB:2570:G:C5'	2.45	0.46
23:BB:2712:C:H3'	23:BB:2714:G:H5''	1.98	0.46
23:BB:2888:C:H2'	23:BB:2889:C:H6	1.80	0.46
23:BB:414:C:H2'	23:BB:415:A:H8	1.80	0.46
23:BB:470:A:H2'	23:BB:471:A:C8	2.51	0.46
23:BB:548:G:H5''	23:BB:549:G:N3	2.31	0.46
23:BB:584:C:H2'	23:BB:585:G:H8	1.79	0.46
23:BB:698:C:H4'	23:BB:734:A:H61	1.80	0.46
23:BB:814:C:O2'	23:BB:815:C:H5'	2.16	0.46
23:BB:822:G:O2'	23:BB:823:C:H5'	2.16	0.46
26:BD:55:LYS:C	26:BD:57:ALA:H	2.19	0.46
47:BF:118:ALA:HA	47:BF:176:PHE:CE2	2.51	0.46
47:BF:79:ARG:O	47:BF:80:GLN:C	2.54	0.46
48:BG:9:VAL:O	48:BG:11:PRO:HD3	2.16	0.46
40:BH:114:GLU:HB3	40:BH:133:GLN:C	2.36	0.46
38:BM:40:ARG:HB2	38:BM:93:VAL:HG21	1.98	0.46
38:BM:55:ARG:HG3	38:BM:55:ARG:HH21	1.81	0.46
42:BN:31:HIS:O	42:BN:33:ILE:HG13	2.16	0.46
42:BN:72:ASP:C	42:BN:74:GLU:N	2.68	0.46
28:BP:19:PHE:CE2	28:BP:25:VAL:HG11	2.51	0.46
44:BQ:77:LYS:HE2	44:BQ:116:LEU:HD13	1.95	0.46

Continued on next page...

Continued from previous page...

Atom-1	Atom-2	Interatomic distance (Å)	Clash overlap (Å)
50:BT:61:LEU:O	50:BT:81:LYS:HA	2.16	0.46
23:BB:2352:A:N1	52:BW:30:VAL:HG11	2.31	0.46
1:CA:1289:A:H2'	1:CA:1290:G:H5'	1.97	0.46
1:CA:1298:U:H4'	1:CA:1299:A:C4	2.51	0.46
1:CA:26:A:N6	1:CA:558:G:H1'	2.30	0.46
1:CA:45:G:H2'	1:CA:46:G:C8	2.50	0.46
1:CA:513:C:H2'	1:CA:514:C:H6	1.80	0.46
1:CA:626:G:O2'	1:CA:627:G:H5'	2.15	0.46
20:CB:33:ALA:CA	20:CB:38:HIS:HA	2.44	0.46
20:CB:86:CYS:HB3	20:CB:88:GLN:CD	2.36	0.46
2:CC:155:ARG:H	2:CC:162:ALA:HB1	1.81	0.46
3:CD:55:ARG:NE	3:CD:55:ARG:HA	2.30	0.46
5:CF:70:VAL:HG23	5:CF:71:ILE:N	2.30	0.46
6:CG:11:ILE:HD12	6:CG:11:ILE:H	1.79	0.46
6:CG:129:ASN:HA	6:CG:134:VAL:HG21	1.98	0.46
8:CI:20:ILE:HG12	8:CI:86:LEU:HD12	1.96	0.46
9:CJ:28:THR:HG21	9:CJ:90:LEU:HD22	1.97	0.46
10:CK:20:ALA:HB2	10:CK:81:LEU:HD12	1.97	0.46
10:CK:70:ALA:O	10:CK:74:LYS:HB2	2.16	0.46
11:CL:43:LYS:CE	11:CL:44:PRO:HD3	2.45	0.46
12:CM:16:ILE:HG23	12:CM:17:ALA:H	1.81	0.46
15:CP:22:ALA:CB	15:CP:32:PHE:HA	2.45	0.46
15:CP:67:ILE:HG13	15:CP:71:VAL:HG13	1.98	0.46
18:CS:39:ILE:HB	18:CS:66:VAL:HA	1.96	0.46
53:D6:163:LYS:HE3	53:D6:167:GLU:OE1	2.15	0.46
23:DB:1092:C:H2'	23:DB:1093:G:H5'	1.98	0.46
23:DB:1403:A:O2'	23:DB:1404:C:H5'	2.15	0.46
23:DB:1804:C:P	25:DC:256:THR:HB	2.56	0.46
23:DB:2076:U:O2	23:DB:2076:U:O4'	2.32	0.46
23:DB:2152:G:H2'	23:DB:2153:C:O4'	2.15	0.46
23:DB:2204:G:O2'	23:DB:2205:A:H5'	2.15	0.46
23:DB:2223:G:C2'	23:DB:2224:G:H5'	2.46	0.46
23:DB:2300:C:H2'	23:DB:2301:C:H6	1.80	0.46
23:DB:2397:G:H2'	23:DB:2398:U:H6	1.81	0.46
23:DB:2674:G:H2'	23:DB:2675:A:C8	2.51	0.46
23:DB:523:C:H4'	23:DB:540:C:O2	2.16	0.46
23:DB:647:G:H2'	23:DB:648:G:H8	1.81	0.46
23:DB:671:C:O2'	23:DB:672:C:H5'	2.16	0.46
23:DB:755:U:O2'	23:DB:756:A:H5'	2.16	0.46
23:DB:839:U:H1'	23:DB:1191:G:H1'	1.97	0.46
23:DB:965:C:C2'	23:DB:966:G:H5'	2.46	0.46

Continued on next page...

Continued from previous page...

Atom-1	Atom-2	Interatomic distance (Å)	Clash overlap (Å)
23:DB:998:C:H3'	57:DB:3273:HOH:O	2.15	0.46
25:DC:106:PRO:O	25:DC:109:LEU:HB3	2.15	0.46
25:DC:245:THR:HG23	25:DC:249:VAL:O	2.16	0.46
25:DC:79:ARG:HD2	25:DC:81:GLU:CG	2.45	0.46
26:DD:111:GLY:H	26:DD:194:PRO:HG2	1.81	0.46
26:DD:117:GLY:O	26:DD:118:PHE:C	2.54	0.46
29:DE:106:LYS:CE	29:DE:200:LEU:HB3	2.46	0.46
48:DG:152:ARG:HA	48:DG:152:ARG:HD2	1.68	0.46
48:DG:148:ARG:HB2	48:DG:161:VAL:O	2.16	0.46
40:DH:53:GLU:OE1	40:DH:54:LEU:HD23	2.15	0.46
40:DH:68:ARG:HG3	40:DH:68:ARG:NH1	2.29	0.46
41:DJ:110:PRO:O	41:DJ:115:GLY:HA3	2.15	0.46
41:DJ:13:ARG:HB3	41:DJ:53:TYR:CD2	2.51	0.46
38:DM:35:ALA:HB2	38:DM:100:LYS:H	1.79	0.46
38:DM:97:GLN:N	38:DM:97:GLN:OE1	2.48	0.46
45:DS:41:LYS:O	45:DS:44:ALA:HB3	2.16	0.46
50:DT:10:VAL:HG21	50:DT:42:GLU:HG3	1.98	0.46
51:DZ:63:GLY:O	51:DZ:67:VAL:HG23	2.15	0.46
1:AA:1118:U:H2'	1:AA:1119:C:H6	1.81	0.46
1:AA:1130:A:H2'	1:AA:1131:G:C8	2.51	0.46
1:AA:1317:C:H2'	1:AA:1318:A:O4'	2.15	0.46
1:AA:162:A:H2'	1:AA:163:C:O4'	2.16	0.46
1:AA:309:A:H2'	1:AA:310:G:H8	1.80	0.46
1:AA:72:A:N6	1:AA:98:A:H2	2.13	0.46
20:AB:110:ILE:HA	20:AB:147:LEU:HD13	1.97	0.46
20:AB:165:ALA:HB3	20:AB:186:VAL:HG12	1.97	0.46
2:AC:64:ARG:HD3	2:AC:64:ARG:HA	1.70	0.46
1:AA:546:A:P	3:AD:68:GLU:HB3	2.56	0.46
4:AE:47:PHE:HZ	4:AE:137:ARG:HH21	1.62	0.46
5:AF:43:GLY:HA2	5:AF:58:HIS:NE2	2.31	0.46
5:AF:38:ARG:HH21	5:AF:63:ASN:ND2	2.14	0.46
8:AI:20:ILE:HD13	8:AI:85:ALA:CB	2.44	0.46
10:AK:108:ASN:ND2	21:AU:6:ARG:HB2	2.31	0.46
33:B1:37:LYS:O	33:B1:45:HIS:HA	2.15	0.46
34:B3:33:THR:HG23	34:B3:34:LYS:N	2.31	0.46
53:B6:128:ALA:O	53:B6:132:ILE:HG13	2.15	0.46
53:B6:43:VAL:O	53:B6:50:VAL:N	2.48	0.46
23:BB:1161:C:H2'	23:BB:1162:G:H8	1.80	0.46
23:BB:118:A:H5'	23:BB:119:A:C8	2.44	0.46
23:BB:1714:U:H3'	23:BB:1715:G:H5'	1.96	0.46
23:BB:1956:U:H2'	23:BB:1957:C:H5'	1.97	0.46

Continued on next page...

Continued from previous page...

Atom-1	Atom-2	Interatomic distance (Å)	Clash overlap (Å)
23:BB:2352:A:C6	52:BW:30:VAL:HG11	2.50	0.46
23:BB:2377:A:H2'	23:BB:2378:A:H8	1.76	0.46
23:BB:242:G:OP2	34:B3:2:LYS:NZ	2.38	0.46
23:BB:2643:G:H2'	23:BB:2644:G:O4'	2.15	0.46
23:BB:670:A:H3'	37:BL:43:GLY:H	1.81	0.46
23:BB:856:G:H2'	23:BB:857:G:C8	2.51	0.46
25:BC:158:GLY:H	25:BC:194:VAL:HG13	1.80	0.46
26:BD:14:ILE:HG23	26:BD:22:ILE:HB	1.96	0.46
26:BD:30:GLU:HB2	26:BD:52:THR:CG2	2.46	0.46
26:BD:85:ALA:C	26:BD:87:GLY:H	2.19	0.46
29:BE:48:THR:HG22	29:BE:86:ALA:HB3	1.97	0.46
47:BF:138:PRO:HA	47:BF:142:TYR:CE2	2.50	0.46
48:BG:118:ALA:C	48:BG:120:ILE:H	2.19	0.46
24:BI:5:GLN:HG2	24:BI:6:ALA:H	1.78	0.46
38:BM:35:ALA:HB3	38:BM:99:GLY:N	2.31	0.46
42:BN:28:LEU:HD23	42:BN:113:ILE:HG23	1.96	0.46
44:BQ:104:ALA:O	44:BQ:105:PHE:HB3	2.16	0.46
45:BS:15:GLN:O	45:BS:19:LEU:HB2	2.16	0.46
50:BT:51:PHE:HB3	50:BT:53:VAL:HG23	1.97	0.46
46:BU:14:THR:O	46:BU:18:LYS:HA	2.16	0.46
46:BU:40:LEU:HD12	46:BU:40:LEU:N	2.31	0.46
35:BV:30:ILE:HG12	35:BV:91:PHE:HB2	1.98	0.46
52:BW:37:VAL:HG22	52:BW:55:ASP:O	2.16	0.46
1:CA:1119:C:O2'	1:CA:1120:C:H5'	2.15	0.46
1:CA:1182:G:H4'	1:CA:1183:U:C5'	2.46	0.46
1:CA:1332:A:H2'	1:CA:1333:A:C8	2.50	0.46
1:CA:241:G:O2'	1:CA:242:G:H5'	2.14	0.46
1:CA:28:A:N3	1:CA:296:U:H4'	2.31	0.46
1:CA:614:C:O2'	1:CA:615:G:H5'	2.15	0.46
1:CA:624:C:H2'	1:CA:625:U:C6	2.51	0.46
1:CA:947:G:H2'	1:CA:948:C:C6	2.50	0.46
3:CD:48:SER:O	3:CD:49:ASP:C	2.54	0.46
8:CI:20:ILE:HG23	8:CI:60:LEU:HD12	1.98	0.46
11:CL:121:PRO:O	11:CL:122:LYS:HB3	2.16	0.46
15:CP:28:ARG:C	15:CP:30:GLY:H	2.19	0.46
1:CA:255:G:H1'	16:CQ:17:GLU:OE2	2.16	0.46
53:D6:41:LEU:CD2	53:D6:83:ILE:HD13	2.45	0.46
23:DB:1795:C:O2'	23:DB:1796:U:H5'	2.15	0.46
23:DB:1900:A:N1	23:DB:1970:A:C6	2.84	0.46
23:DB:264:C:C2'	23:DB:265:A:H5''	2.46	0.46
23:DB:2897:U:H2'	23:DB:2898:U:H6	1.80	0.46

Continued on next page...

Continued from previous page...

Atom-1	Atom-2	Interatomic distance (Å)	Clash overlap (Å)
23:DB:457:A:N1	23:DB:470:A:H5''	2.31	0.46
23:DB:465:G:H2'	23:DB:466:A:C8	2.51	0.46
23:DB:571:U:O2'	23:DB:573:U:O5'	2.34	0.46
23:DB:642:U:H2'	23:DB:644:A:OP2	2.15	0.46
26:DD:113:SER:HB3	26:DD:167:ASN:HA	1.97	0.46
26:DD:90:PHE:N	26:DD:94:GLN:OE1	2.49	0.46
29:DE:118:LEU:HD21	29:DE:188:MET:CE	2.46	0.46
47:DF:79:ARG:O	47:DF:80:GLN:C	2.54	0.46
48:DG:10:VAL:CG1	48:DG:14:VAL:HG21	2.46	0.46
40:DH:129:GLU:HA	40:DH:143:ILE:HA	1.97	0.46
40:DH:144:VAL:HG23	40:DH:144:VAL:O	2.16	0.46
40:DH:80:ILE:HD11	40:DH:147:VAL:N	2.14	0.46
41:DJ:21:THR:O	41:DJ:62:VAL:HA	2.15	0.46
50:DT:29:THR:CB	50:DT:86:THR:HA	2.46	0.46
50:DT:45:ALA:O	50:DT:48:GLN:HB2	2.16	0.46
30:DY:7:THR:HA	30:DY:34:THR:HA	1.97	0.46
1:AA:1340:A:H2'	1:AA:1341:U:O4'	2.16	0.46
1:AA:176:C:H2'	1:AA:177:G:N3	2.31	0.46
1:AA:449:G:H2'	1:AA:450:G:H8	1.80	0.46
1:AA:78:A:H2'	1:AA:79:G:C8	2.51	0.46
20:AB:95:TRP:CZ2	20:AB:100:LEU:HD22	2.50	0.46
2:AC:102:ILE:N	2:AC:102:ILE:HD12	2.31	0.46
2:AC:112:ALA:HB2	2:AC:182:ASP:O	2.16	0.46
3:AD:199:ILE:HG13	3:AD:200:VAL:N	2.31	0.46
3:AD:41:GLY:C	3:AD:43:ARG:H	2.17	0.46
6:AG:47:GLU:OE1	6:AG:57:GLU:HG2	2.16	0.46
9:AJ:80:THR:HG21	9:AJ:82:LYS:HE2	1.98	0.46
12:AM:106:ARG:HH12	12:AM:109:LYS:CE	2.29	0.46
14:AO:74:ASP:OD1	14:AO:77:ARG:HG3	2.16	0.46
15:AP:67:ILE:HG13	15:AP:71:VAL:HG13	1.98	0.46
18:AS:65:MET:HG3	18:AS:73:PHE:CZ	2.51	0.46
21:AU:11:PHE:O	21:AU:11:PHE:CD1	2.69	0.46
23:BB:1438:U:O2'	23:BB:1439:A:H5'	2.15	0.46
23:BB:1442:U:O2'	23:BB:1443:U:H5'	2.16	0.46
23:BB:1506:U:H2'	23:BB:1507:C:C6	2.50	0.46
23:BB:1547:C:H2'	23:BB:1548:A:C8	2.51	0.46
23:BB:1553:A:H2'	23:BB:1555:G:N7	2.31	0.46
23:BB:1428:C:H2'	23:BB:1569:A:OP2	2.16	0.46
23:BB:1854:A:H2	23:BB:2087:G:N3	2.14	0.46
23:BB:2206:C:O2'	23:BB:2207:C:H5'	2.16	0.46
23:BB:2320:U:H4'	23:BB:2321:U:C2	2.51	0.46

Continued on next page...

Continued from previous page...

Atom-1	Atom-2	Interatomic distance (Å)	Clash overlap (Å)
23:BB:222:A:N6	23:BB:232:G:H1'	2.30	0.46
23:BB:2453:A:H4'	23:BB:2573:C:OP2	2.16	0.46
23:BB:2487:G:H2'	23:BB:2488:G:C8	2.51	0.46
23:BB:2791:G:H2'	23:BB:2792:A:O4'	2.15	0.46
23:BB:2848:G:H1'	23:BB:2868:A:N6	2.31	0.46
23:BB:2889:C:H2'	23:BB:2890:G:C8	2.50	0.46
23:BB:402:A:H2'	23:BB:403:U:O4'	2.15	0.46
23:BB:834:G:O2'	23:BB:835:C:H5'	2.15	0.46
23:BB:866:A:H61	23:BB:913:U:C1'	2.29	0.46
23:BB:960:A:C4'	23:BB:2457:U:H4'	2.46	0.46
23:BB:971:G:H2'	23:BB:972:A:O4'	2.15	0.46
25:BC:169:ALA:O	25:BC:185:ALA:HB3	2.16	0.46
23:BB:1804:C:P	25:BC:256:THR:HB	2.56	0.46
26:BD:117:GLY:O	26:BD:118:PHE:C	2.54	0.46
26:BD:122:VAL:O	26:BD:122:VAL:HG12	2.16	0.46
23:BB:320:A:OP1	29:BE:130:LYS:HE3	2.16	0.46
29:BE:147:LEU:O	29:BE:168:ASP:O	2.34	0.46
47:BF:134:GLN:HE21	47:BF:134:GLN:HB3	1.53	0.46
47:BF:31:GLU:O	47:BF:32:LYS:O	2.34	0.46
47:BF:47:LYS:HA	47:BF:50:ASP:OD1	2.16	0.46
48:BG:79:THR:CG2	48:BG:80:GLU:HG2	2.38	0.46
24:BI:129:GLU:CB	24:BI:133:ARG:HH12	2.21	0.46
24:BI:63:ASP:C	24:BI:65:SER:H	2.19	0.46
41:BJ:96:ARG:N	41:BJ:97:PRO:HD3	2.31	0.46
37:BL:79:LEU:CG	37:BL:112:LEU:HA	2.43	0.46
42:BN:56:LYS:HD2	42:BN:88:ALA:HA	1.98	0.46
50:BT:55:VAL:HG22	50:BT:87:LEU:HD23	1.98	0.46
52:BW:26:GLY:O	52:BW:27:GLY:C	2.54	0.46
51:BZ:49:LEU:HD13	51:BZ:51:VAL:CG2	2.46	0.46
1:CA:1014:A:H5''	18:CS:13:HIS:HB3	1.98	0.46
1:CA:1258:G:C6	1:CA:1278:G:N1	2.83	0.46
1:CA:149:A:O2'	1:CA:150:U:H5'	2.16	0.46
1:CA:458:U:H2'	1:CA:459:A:H8	1.81	0.46
2:CC:33:ASP:O	2:CC:36:PHE:HB3	2.16	0.46
2:CC:88:LYS:C	2:CC:88:LYS:HD2	2.36	0.46
1:CA:8:A:H5'	4:CE:105:ILE:HG22	1.98	0.46
4:CE:82:HIS:HE1	4:CE:146:MET:HA	1.79	0.46
5:CF:11:HIS:CG	5:CF:12:PRO:HD2	2.51	0.46
1:CA:878:A:H1'	7:CH:3:GLN:OE1	2.15	0.46
10:CK:92:ARG:HH11	10:CK:92:ARG:CG	2.28	0.46
14:CO:78:TYR:CZ	14:CO:82:ILE:HD11	2.51	0.46

Continued on next page...

Continued from previous page...

Atom-1	Atom-2	Interatomic distance (Å)	Clash overlap (Å)
16:CQ:66:LEU:O	16:CQ:67:SER:HB2	2.16	0.46
31:D0:30:ASP:HB3	31:D0:33:SER:O	2.16	0.46
53:D6:180:GLU:O	53:D6:184:LEU:HG	2.16	0.46
23:DB:2104:C:HO2'	23:DB:2105:U:H5	1.64	0.46
23:DB:21:A:H2'	23:DB:22:C:C6	2.50	0.46
23:DB:2293:G:H2'	23:DB:2294:G:C8	2.49	0.46
23:DB:231:A:H3'	23:DB:232:G:C8	2.51	0.46
23:DB:246:C:H2'	23:DB:247:G:H5'	1.98	0.46
23:DB:2543:G:H2'	23:DB:2544:G:O4'	2.16	0.46
23:DB:2636:C:O5'	26:DD:81:GLU:HB2	2.16	0.46
23:DB:438:G:O2'	23:DB:439:A:H5'	2.16	0.46
23:DB:570:G:N7	23:DB:2030:A:N6	2.63	0.46
23:DB:876:C:H3'	23:DB:877:A:C8	2.50	0.46
23:DB:920:A:H2'	23:DB:921:C:C6	2.50	0.46
23:DB:2073:C:C5'	25:DC:227:VAL:HG12	2.42	0.46
47:DF:74:ALA:CB	47:DF:78:ILE:HD13	2.45	0.46
24:DI:100:ILE:HG23	24:DI:104:GLN:OE1	2.16	0.46
27:DK:64:ARG:HD2	27:DK:102:PRO:O	2.16	0.46
37:DL:60:ARG:C	37:DL:61:LEU:HD12	2.36	0.46
38:DM:66:ARG:HB2	38:DM:101:VAL:HG13	1.97	0.46
42:DN:24:MET:HG2	42:DN:44:LEU:HD13	1.97	0.46
28:DP:45:VAL:O	28:DP:47:ILE:HG23	2.16	0.46
44:DQ:86:SER:HB2	49:DR:51:VAL:HG12	1.97	0.46
50:DT:11:LEU:N	50:DT:11:LEU:HD22	2.26	0.46
52:DW:26:GLY:O	52:DW:27:GLY:C	2.54	0.46
52:DW:49:ASN:O	52:DW:50:VAL:HG13	2.16	0.46
51:DZ:45:ARG:O	51:DZ:46:PHE:HB2	2.15	0.46
1:AA:1058:G:H2'	1:AA:1059:C:C6	2.51	0.46
1:AA:1248:A:C2	8:AI:71:ILE:HD11	2.51	0.46
1:AA:1438:G:O2'	1:AA:1439:G:H5'	2.15	0.46
1:AA:237:G:H2'	1:AA:238:A:C8	2.48	0.46
1:AA:254:G:O2'	1:AA:255:G:H5'	2.16	0.46
1:AA:551:U:H2'	1:AA:552:U:H6	1.81	0.46
1:AA:859:G:O2'	1:AA:860:A:H5'	2.16	0.46
2:AC:142:ARG:NH2	2:AC:143:LEU:HD21	2.31	0.46
6:AG:137:ARG:HB3	6:AG:137:ARG:HE	1.39	0.46
6:AG:26:VAL:HA	6:AG:42:VAL:HG21	1.98	0.46
6:AG:71:THR:C	6:AG:90:VAL:HG22	2.37	0.46
13:AN:60:ARG:CG	13:AN:62:ARG:HE	2.29	0.46
14:AO:28:GLN:O	14:AO:32:LEU:HD23	2.16	0.46
17:AR:63:TYR:HD2	17:AR:63:TYR:N	2.14	0.46

Continued on next page...

Continued from previous page...

Atom-1	Atom-2	Interatomic distance (Å)	Clash overlap (Å)
33:B1:10:LEU:HB2	33:B1:20:TYR:HB2	1.97	0.46
53:B6:133:ARG:O	53:B6:136:ALA:N	2.49	0.46
22:BA:88:C:H2'	22:BA:89:U:C5	2.51	0.46
23:BB:1484:U:H2'	23:BB:1485:U:H6	1.78	0.46
23:BB:2025:C:H2'	23:BB:2026:U:H6	1.80	0.46
23:BB:2150:C:H2'	23:BB:2151:U:O4'	2.16	0.46
23:BB:2213:U:C2'	23:BB:2213:U:O2	2.61	0.46
23:BB:2845:U:O2'	23:BB:2846:G:H5'	2.15	0.46
23:BB:2876:G:H2'	23:BB:2877:G:O4'	2.16	0.46
23:BB:289:G:H2'	23:BB:290:U:O4'	2.15	0.46
23:BB:408:G:O2'	23:BB:409:G:H5'	2.16	0.46
23:BB:649:G:H2'	23:BB:650:C:C6	2.50	0.46
25:BC:43:ASN:HD22	25:BC:44:ASN:N	2.13	0.46
29:BE:111:GLU:HG2	29:BE:114:ARG:HH21	1.81	0.46
29:BE:148:ILE:HA	29:BE:187:VAL:CB	2.43	0.46
24:BI:44:LYS:O	24:BI:48:ILE:HG13	2.15	0.46
23:BB:1007:C:O3'	41:BJ:110:PRO:HB3	2.15	0.46
42:BN:69:ARG:H	42:BN:69:ARG:HD3	1.81	0.46
28:BP:99:LEU:HD22	28:BP:99:LEU:HA	1.81	0.46
46:BU:20:LYS:HB2	46:BU:20:LYS:HZ3	1.81	0.46
22:BA:104:A:H5'	35:BV:75:GLN:HE21	1.81	0.46
52:BW:48:ALA:O	52:BW:61:LYS:HB2	2.16	0.46
39:BX:10:SER:N	39:BX:60:LYS:HE2	2.31	0.46
1:CA:1151:A:O2'	1:CA:1152:A:H8	1.94	0.46
1:CA:1222:G:O2'	1:CA:1223:C:H5'	2.16	0.46
1:CA:1278:G:H4'	1:CA:1279:G:O5'	2.14	0.46
1:CA:1340:A:H2'	1:CA:1341:U:O4'	2.15	0.46
1:CA:560:A:H5'	1:CA:566:G:N2	2.29	0.46
1:CA:593:U:H2'	1:CA:594:U:C6	2.51	0.46
1:CA:631:C:H5''	1:CA:632:U:O4'	2.16	0.46
1:CA:876:C:H1'	7:CH:11:THR:HG21	1.98	0.46
1:CA:884:U:H4'	1:CA:885:G:H5''	1.98	0.46
20:CB:116:LEU:HA	20:CB:119:GLN:HG2	1.96	0.46
20:CB:86:CYS:SG	20:CB:87:ASP:N	2.89	0.46
2:CC:112:ALA:HB2	2:CC:182:ASP:O	2.16	0.46
2:CC:142:ARG:NH2	2:CC:143:LEU:HD21	2.31	0.46
3:CD:57:LYS:HD3	3:CD:57:LYS:C	2.35	0.46
4:CE:87:VAL:HG23	4:CE:92:ARG:HA	1.98	0.46
22:DA:40:U:O2'	22:DA:41:G:H5'	2.16	0.46
23:DB:1210:G:C5'	23:DB:1212:G:H5'	2.46	0.46
23:DB:1316:U:H2'	23:DB:1317:G:C8	2.50	0.46

Continued on next page...

Continued from previous page...

Atom-1	Atom-2	Interatomic distance (Å)	Clash overlap (Å)
23:DB:1552:A:H2'	23:DB:1553:A:C5'	2.44	0.46
23:DB:699:A:H4'	23:DB:1634:A:N7	2.31	0.46
23:DB:1789:A:H2'	23:DB:1790:C:O4'	2.16	0.46
23:DB:2207:C:H2'	23:DB:2208:C:C6	2.51	0.46
23:DB:302:C:H2'	23:DB:303:G:H8	1.81	0.46
23:DB:435:C:H2'	23:DB:436:C:H5'	1.98	0.46
23:DB:544:C:H2'	23:DB:545:U:C6	2.50	0.46
23:DB:580:U:O2'	23:DB:581:C:H5'	2.15	0.46
23:DB:96:C:H4'	39:DX:41:HIS:HD1	1.78	0.46
25:DC:181:ARG:NH2	25:DC:265:PHE:HB3	2.31	0.46
26:DD:4:LEU:N	26:DD:4:LEU:HD22	2.31	0.46
26:DD:56:LYS:HD3	26:DD:58:ASN:HB3	1.97	0.46
26:DD:70:LYS:C	26:DD:70:LYS:HD3	2.35	0.46
48:DG:112:VAL:HG12	48:DG:113:ASP:N	2.29	0.46
48:DG:54:ARG:O	48:DG:55:ASP:C	2.54	0.46
40:DH:48:GLU:HA	40:DH:51:ARG:CZ	2.46	0.46
41:DJ:40:HIS:CE1	41:DJ:41:LYS:HG3	2.51	0.46
41:DJ:96:ARG:N	41:DJ:97:PRO:HD3	2.31	0.46
27:DK:115:ILE:HG23	27:DK:116:ILE:H	1.81	0.46
27:DK:12:ASP:HB3	27:DK:85:VAL:HG13	1.98	0.46
38:DM:33:LEU:HD22	38:DM:128:THR:CB	2.46	0.46
42:DN:63:ARG:O	42:DN:66:ALA:HB3	2.16	0.46
42:DN:72:ASP:C	42:DN:74:GLU:N	2.69	0.46
43:DO:58:ILE:H	43:DO:58:ILE:HG13	1.61	0.46
39:DX:28:LEU:HB3	39:DX:43:LEU:HD21	1.98	0.46
1:AA:1133:G:H2'	1:AA:1134:G:O4'	2.15	0.46
1:AA:1161:C:O2'	1:AA:1162:C:H5'	2.15	0.46
1:AA:149:A:O2'	1:AA:150:U:H5'	2.16	0.46
1:AA:210:C:H1'	1:AA:211:G:N1	2.30	0.46
1:AA:411:A:H62	1:AA:413:G:H21	1.64	0.46
1:AA:663:A:H5'	1:AA:836:G:OP1	2.16	0.46
1:AA:993:G:N3	1:AA:993:G:H2'	2.31	0.46
20:AB:124:THR:HA	20:AB:127:LYS:HZ3	1.80	0.46
20:AB:15:PHE:HD1	20:AB:16:GLY:N	2.13	0.46
3:AD:106:PHE:CD1	3:AD:158:LEU:HD21	2.51	0.46
5:AF:18:VAL:O	5:AF:22:ILE:HG13	2.16	0.46
8:AI:5:TYR:O	8:AI:20:ILE:N	2.48	0.46
11:AL:13:ARG:HB2	11:AL:14:LYS:H	1.46	0.46
12:AM:3:ILE:HA	12:AM:56:ARG:NH1	2.31	0.46
12:AM:64:VAL:HA	12:AM:68:LEU:CD1	2.46	0.46
1:AA:1320:C:H41	18:AS:36:ARG:HB3	1.81	0.46

Continued on next page...

Continued from previous page...

Atom-1	Atom-2	Interatomic distance (Å)	Clash overlap (Å)
19:AT:43:LYS:CA	19:AT:85:LEU:HD11	2.42	0.46
23:BB:2886:A:N6	31:B0:39:ARG:NE	2.58	0.46
33:B1:4:ILE:HB	33:B1:27:ARG:HG3	1.98	0.46
33:B1:3:GLY:O	33:B1:5:ARG:N	2.49	0.46
23:BB:1228:G:O2'	23:BB:1229:C:H5'	2.16	0.46
23:BB:1597:A:C5'	23:BB:1598:A:H5'	2.43	0.46
23:BB:170:U:O2'	23:BB:171:U:H5'	2.15	0.46
23:BB:1864:U:O2'	23:BB:1865:U:H5'	2.16	0.46
23:BB:2147:A:C5'	23:BB:2148:G:H4'	2.46	0.46
23:BB:2322:A:H2'	23:BB:2323:G:O4'	2.16	0.46
23:BB:2658:C:H5'	48:BG:159:LYS:HZ2	1.78	0.46
23:BB:39:G:O2'	23:BB:40:U:H5'	2.16	0.46
23:BB:533:G:H2'	23:BB:534:U:C6	2.50	0.46
23:BB:559:G:H1'	44:BQ:55:GLN:NE2	2.30	0.46
23:BB:732:C:H2'	23:BB:733:G:O4'	2.16	0.46
26:BD:111:GLY:H	26:BD:194:PRO:CG	2.29	0.46
29:BE:106:LYS:CE	29:BE:200:LEU:HB3	2.46	0.46
47:BF:102:LEU:HA	47:BF:106:ALA:CB	2.46	0.46
47:BF:41:GLU:CB	47:BF:48:LEU:HD11	2.43	0.46
48:BG:77:GLY:HA3	48:BG:135:ALA:O	2.16	0.46
48:BG:22:VAL:HG22	48:BG:36:LEU:HD12	1.97	0.46
40:BH:3:VAL:HA	40:BH:39:ALA:N	2.30	0.46
24:BI:109:ALA:HB1	24:BI:124:MET:CG	2.46	0.46
24:BI:32:VAL:HG13	24:BI:66:PHE:CD2	2.51	0.46
27:BK:18:ARG:O	27:BK:45:GLU:HB2	2.16	0.46
27:BK:25:LEU:HD12	27:BK:39:ILE:HA	1.98	0.46
27:BK:5:GLN:HA	27:BK:20:MET:SD	2.57	0.46
27:BK:71:ARG:O	27:BK:72:PRO:C	2.55	0.46
23:BB:1244:A:C5'	37:BL:7:SER:HA	2.45	0.46
43:BO:2:ASP:OD2	43:BO:4:LYS:HB3	2.15	0.46
43:BO:6:ALA:O	43:BO:9:ARG:HG3	2.15	0.46
23:BB:19:A:OP1	44:BQ:22:GLY:N	2.49	0.46
44:BQ:94:LEU:CD2	49:BR:11:GLN:HB2	2.46	0.46
52:BW:35:ILE:O	52:BW:37:VAL:N	2.49	0.46
52:BW:43:LYS:O	52:BW:58:LEU:HD11	2.15	0.46
51:BZ:39:TRP:CE2	51:BZ:41:GLU:HA	2.51	0.46
1:CA:1076:U:O2'	1:CA:1077:G:H5'	2.16	0.46
1:CA:1448:C:H2'	1:CA:1449:C:H6	1.81	0.46
1:CA:1490:U:H2'	1:CA:1491:G:H5'	1.97	0.46
1:CA:1520:C:H2'	1:CA:1521:C:C6	2.51	0.46
1:CA:398:U:H2'	1:CA:399:G:H8	1.80	0.46

Continued on next page...

Continued from previous page...

Atom-1	Atom-2	Interatomic distance (Å)	Clash overlap (Å)
1:CA:677:U:H2'	1:CA:678:U:C6	2.51	0.46
2:CC:142:ARG:C	2:CC:144:GLY:H	2.19	0.46
3:CD:18:LEU:HD11	3:CD:59:LYS:HG3	1.97	0.46
5:CF:49:TYR:CE1	17:CR:65:SER:HA	2.51	0.46
5:CF:3:HIS:CE1	5:CF:95:ALA:HB2	2.51	0.46
7:CH:1:SER:O	7:CH:3:GLN:N	2.49	0.46
9:CJ:88:MET:SD	9:CJ:88:MET:N	2.89	0.46
10:CK:82:GLU:HG2	10:CK:108:ASN:HB2	1.98	0.46
10:CK:124:LYS:HA	21:CU:34:ARG:CB	2.37	0.46
10:CK:80:ASN:ND2	10:CK:80:ASN:N	2.64	0.46
11:CL:113:ARG:HH21	11:CL:120:ARG:HA	1.80	0.46
11:CL:36:VAL:O	11:CL:36:VAL:HG23	2.16	0.46
11:CL:52:CYS:SG	11:CL:66:ILE:HD11	2.56	0.46
1:CA:947:G:H5''	12:CM:106:ARG:HB2	1.98	0.46
16:CQ:46:HIS:CE1	16:CQ:48:GLU:HG2	2.50	0.46
34:D3:23:HIS:ND1	34:D3:24:LYS:N	2.64	0.46
23:DB:246:C:N4	34:D3:7:ARG:HG2	2.31	0.46
53:D6:67:VAL:HG12	53:D6:100:TYR:CD1	2.51	0.46
23:DB:1179:G:C2'	23:DB:1180:U:H5'	2.46	0.46
23:DB:1387:A:H4'	23:DB:1469:A:H1'	1.98	0.46
23:DB:1733:G:H2'	23:DB:1734:G:C8	2.51	0.46
23:DB:1806:C:C2'	23:DB:1807:G:H5'	2.46	0.46
23:DB:2137:U:C2'	23:DB:2138:G:H5'	2.46	0.46
23:DB:2247:A:H2'	23:DB:2248:C:C6	2.51	0.46
23:DB:738:G:H2'	23:DB:739:A:C8	2.51	0.46
23:DB:838:C:C2	23:DB:941:A:C6	3.04	0.46
23:DB:2571:U:H4'	26:DD:151:THR:HG21	1.97	0.46
47:DF:62:GLN:NE2	47:DF:90:LEU:HD13	2.30	0.46
40:DH:109:GLU:OE2	40:DH:111:ALA:HB2	2.16	0.46
40:DH:119:ASN:ND2	40:DH:121:VAL:HG13	2.31	0.46
41:DJ:58:ASN:CA	41:DJ:127:GLY:HA2	2.39	0.46
28:DP:25:VAL:HA	28:DP:85:VAL:C	2.36	0.46
44:DQ:86:SER:CB	49:DR:51:VAL:HG12	2.46	0.46
35:DV:24:ASN:O	35:DV:26:PHE:N	2.49	0.46
35:DV:65:VAL:O	35:DV:66:ASP:HB3	2.16	0.46
39:DX:20:ASN:N	39:DX:20:ASN:ND2	2.64	0.46
51:DZ:43:GLU:C	51:DZ:45:ARG:H	2.19	0.46
1:AA:1324:A:H2'	1:AA:1325:C:C6	2.51	0.45
1:AA:451:A:H4'	1:AA:452:A:O4'	2.15	0.45
1:AA:605:U:H2'	1:AA:606:G:C8	2.51	0.45
1:AA:667:G:H4'	14:AO:51:HIS:ND1	2.31	0.45

Continued on next page...

Continued from previous page...

Atom-1	Atom-2	Interatomic distance (Å)	Clash overlap (Å)
1:AA:876:C:H1'	7:AH:11:THR:HG21	1.98	0.45
20:AB:178:LEU:HB2	20:AB:180:ILE:HG12	1.98	0.45
2:AC:133:MET:HB2	2:AC:133:MET:HE2	1.76	0.45
4:AE:131:ASN:HD21	4:AE:133:ILE:HB	1.81	0.45
6:AG:126:ALA:C	6:AG:128:GLU:H	2.19	0.45
8:AI:29:ILE:HG12	8:AI:64:ILE:HB	1.98	0.45
11:AL:31:GLY:HA2	11:AL:56:LEU:HA	1.97	0.45
14:AO:39:LEU:HD23	14:AO:43:PHE:HE1	1.79	0.45
15:AP:22:ALA:CB	15:AP:32:PHE:HA	2.46	0.45
21:AU:36:PHE:CD2	21:AU:39:LYS:HD2	2.51	0.45
36:B2:10:LEU:HD21	36:B2:14:ARG:NH1	2.30	0.45
36:B2:2:LYS:HD2	36:B2:6:GLN:NE2	2.31	0.45
34:B3:23:HIS:ND1	34:B3:24:LYS:N	2.64	0.45
53:B6:112:LYS:O	53:B6:116:ARG:HG2	2.16	0.45
53:B6:18:LEU:HD21	53:B6:171:LYS:HD2	1.97	0.45
53:B6:32:ARG:NH2	53:B6:88:LEU:O	2.45	0.45
23:BB:1124:G:H1'	32:B4:38:GLY:OXT	2.15	0.45
23:BB:1208:C:O2'	23:BB:1209:U:H5'	2.16	0.45
23:BB:1210:G:H5'	23:BB:1212:G:C5'	2.45	0.45
23:BB:1439:A:N7	23:BB:1440:U:C6	2.84	0.45
23:BB:2215:C:O2'	23:BB:2216:G:H5'	2.16	0.45
23:BB:2428:G:N2	37:BL:54:GLN:OE1	2.49	0.45
23:BB:2691:C:O2'	23:BB:2692:G:H5'	2.16	0.45
23:BB:2840:C:H2'	23:BB:2841:C:H6	1.81	0.45
23:BB:2872:A:H1'	23:BB:2873:A:C8	2.51	0.45
23:BB:674:G:O2'	29:BE:60:TRP:HH2	1.98	0.45
23:BB:1812:U:C4'	25:BC:44:ASN:HD21	2.29	0.45
26:BD:69:ALA:HA	26:BD:73:VAL:HB	1.98	0.45
26:BD:94:GLN:HG2	26:BD:94:GLN:O	2.15	0.45
29:BE:134:LEU:HD23	29:BE:161:ALA:N	2.31	0.45
29:BE:146:VAL:HA	29:BE:185:LYS:O	2.15	0.45
40:BH:110:VAL:HB	40:BH:132:PHE:CZ	2.51	0.45
40:BH:65:ALA:HB3	40:BH:135:HIS:HE1	1.81	0.45
24:BI:27:LEU:HB2	24:BI:32:VAL:HG21	1.97	0.45
37:BL:17:LYS:HD2	37:BL:19:LEU:HD11	1.97	0.45
37:BL:96:LYS:HE2	37:BL:103:ILE:HA	1.97	0.45
43:BO:58:ILE:HG22	43:BO:62:LEU:CD2	2.46	0.45
28:BP:45:VAL:O	28:BP:47:ILE:HG23	2.16	0.45
44:BQ:56:PHE:O	44:BQ:59:LEU:HB3	2.16	0.45
50:BT:85:VAL:C	50:BT:86:THR:HG23	2.37	0.45
50:BT:9:LYS:HG2	50:BT:9:LYS:O	2.15	0.45

Continued on next page...

Continued from previous page...

Atom-1	Atom-2	Interatomic distance (Å)	Clash overlap (Å)
51:BZ:38:PHE:CE2	51:BZ:51:VAL:HG21	2.33	0.45
51:BZ:71:LEU:HD11	51:BZ:78:TYR:HB3	1.98	0.45
1:CA:1004:A:H2'	1:CA:1005:A:O4'	2.16	0.45
20:CB:10:LYS:O	20:CB:13:VAL:HG23	2.16	0.45
20:CB:46:VAL:O	20:CB:49:PHE:HB2	2.15	0.45
20:CB:68:PHE:CE1	20:CB:88:GLN:HB3	2.51	0.45
6:CG:64:ALA:HA	6:CG:127:ALA:HA	1.98	0.45
11:CL:46:SER:O	11:CL:47:ALA:HB2	2.16	0.45
13:CN:23:ARG:C	13:CN:25:GLU:H	2.18	0.45
1:CA:564:C:C5	16:CQ:32:ILE:HD11	2.51	0.45
19:CT:43:LYS:CB	19:CT:85:LEU:HD21	2.46	0.45
10:CK:108:ASN:ND2	21:CU:6:ARG:HD2	2.30	0.45
34:D3:33:THR:HG23	34:D3:34:LYS:N	2.30	0.45
32:D4:25:VAL:HG11	32:D4:35:GLN:NE2	2.31	0.45
22:DA:83:G:H4'	30:DY:52:PHE:CD2	2.51	0.45
23:DB:1161:C:H2'	23:DB:1162:G:H8	1.81	0.45
23:DB:1695:G:H2'	23:DB:1696:G:O4'	2.15	0.45
23:DB:1765:U:H2'	23:DB:1766:G:H8	1.82	0.45
23:DB:1956:U:H2'	23:DB:1957:C:H5'	1.97	0.45
23:DB:2215:C:O2'	23:DB:2216:G:H5'	2.16	0.45
23:DB:2223:G:H2'	23:DB:2224:G:H5'	1.99	0.45
23:DB:2461:A:H1'	23:DB:2492:U:C2	2.51	0.45
23:DB:2691:C:O2'	23:DB:2692:G:H5'	2.16	0.45
23:DB:402:A:H2'	23:DB:403:U:O4'	2.16	0.45
23:DB:518:G:H4'	45:DS:18:ARG:CZ	2.47	0.45
23:DB:522:A:H2'	23:DB:523:C:H6	1.80	0.45
23:DB:655:A:H4'	23:DB:656:G:OP1	2.16	0.45
23:DB:78:U:H2'	23:DB:79:C:H6	1.76	0.45
23:DB:946:C:H2'	23:DB:947:A:H8	1.81	0.45
26:DD:122:VAL:HG12	26:DD:122:VAL:O	2.16	0.45
26:DD:54:ALA:N	26:DD:76:GLY:HA2	2.30	0.45
29:DE:18:THR:HG22	29:DE:106:LYS:HE2	1.96	0.45
29:DE:106:LYS:HE2	29:DE:200:LEU:HB3	1.97	0.45
47:DF:99:PHE:HA	47:DF:102:LEU:CD1	2.45	0.45
47:DF:116:LEU:HD21	47:DF:174:PHE:HE2	1.81	0.45
48:DG:154:GLU:O	48:DG:156:TYR:N	2.42	0.45
24:DI:70:THR:O	24:DI:70:THR:HG23	2.15	0.45
42:DN:67:PHE:O	42:DN:68:ALA:C	2.55	0.45
43:DO:56:LYS:O	43:DO:60:GLU:HG2	2.16	0.45
44:DQ:87:VAL:CB	49:DR:52:PRO:HG3	2.40	0.45
49:DR:55:ASP:OD2	49:DR:55:ASP:N	2.50	0.45

Continued on next page...

Continued from previous page...

Atom-1	Atom-2	Interatomic distance (Å)	Clash overlap (Å)
45:DS:107:VAL:HG22	45:DS:108:SER:N	2.31	0.45
1:AA:1152:A:H2'	1:AA:1153:G:C8	2.50	0.45
1:AA:486:U:H2'	1:AA:487:A:C8	2.51	0.45
1:AA:582:C:O2'	1:AA:583:A:H5'	2.16	0.45
1:AA:688:G:O2'	1:AA:689:C:H5'	2.16	0.45
1:AA:766:A:H2'	1:AA:767:A:O4'	2.16	0.45
1:AA:899:C:H2'	1:AA:900:A:O4'	2.16	0.45
1:AA:903:G:O2'	1:AA:904:U:H5'	2.16	0.45
20:AB:164:ASP:OD1	20:AB:203:ASP:HB2	2.17	0.45
20:AB:209:VAL:HG23	20:AB:210:THR:N	2.29	0.45
20:AB:8:MET:O	20:AB:9:LEU:O	2.33	0.45
3:AD:48:SER:O	3:AD:49:ASP:C	2.55	0.45
6:AG:145:GLU:CA	6:AG:148:LYS:HB2	2.34	0.45
7:AH:1:SER:O	7:AH:3:GLN:HG3	2.16	0.45
7:AH:91:LEU:HD12	7:AH:116:ARG:HB2	1.98	0.45
12:AM:9:PRO:HB3	12:AM:20:SER:CB	2.46	0.45
15:AP:52:LEU:HD23	15:AP:54:LEU:HG	1.98	0.45
17:AR:62:ARG:C	17:AR:63:TYR:HD2	2.19	0.45
32:B4:3:VAL:HG23	32:B4:4:ARG:H	1.80	0.45
53:B6:1:MET:N	53:B6:5:GLU:OE2	2.48	0.45
23:BB:1774:C:O2	23:BB:1774:C:H2'	2.16	0.45
23:BB:2144:G:H5'	23:BB:2145:C:O3'	2.15	0.45
23:BB:981:A:H2'	23:BB:982:C:H5''	1.98	0.45
25:BC:34:GLU:O	25:BC:34:GLU:HG3	2.15	0.45
25:BC:69:ASN:O	25:BC:70:LYS:C	2.55	0.45
26:BD:118:PHE:O	26:BD:119:ALA:HB3	2.16	0.45
26:BD:24:VAL:HG23	26:BD:189:VAL:O	2.17	0.45
47:BF:111:ARG:HH11	47:BF:135:ILE:CG2	2.28	0.45
47:BF:137:PHE:CD2	47:BF:137:PHE:N	2.84	0.45
37:BL:119:PRO:HB3	37:BL:139:GLY:O	2.16	0.45
38:BM:31:PHE:CD1	38:BM:105:MET:HB3	2.51	0.45
23:BB:572:A:H5''	49:BR:80:ARG:NH2	2.31	0.45
45:BS:36:LEU:HB3	45:BS:48:LYS:HB2	1.98	0.45
30:BY:57:GLU:OE1	30:BY:57:GLU:HA	2.16	0.45
1:CA:1081:A:OP1	4:CE:21:SER:O	2.35	0.45
1:CA:1086:U:H3	1:CA:1099:G:N2	1.99	0.45
1:CA:1064:G:P	1:CA:1386:G:H4'	2.56	0.45
1:CA:237:G:H2'	1:CA:238:A:C8	2.48	0.45
1:CA:407:U:O2'	3:CD:112:GLU:HG3	2.16	0.45
1:CA:947:G:H2'	1:CA:948:C:H6	1.81	0.45
20:CB:33:ALA:CB	20:CB:38:HIS:HA	2.46	0.45

Continued on next page...

Continued from previous page...

Atom-1	Atom-2	Interatomic distance (Å)	Clash overlap (Å)
21:AU:10:PRO:HB2	2:CC:71:ARG:HD3	1.97	0.45
2:CC:96:VAL:HB	2:CC:97:PRO:HD2	1.98	0.45
3:CD:106:PHE:CD1	3:CD:158:LEU:HD21	2.51	0.45
7:CH:6:ILE:HB	7:CH:76:ARG:NH1	2.32	0.45
8:CI:41:GLU:O	8:CI:43:ALA:N	2.49	0.45
8:CI:56:MET:O	8:CI:58:GLU:HG2	2.15	0.45
10:CK:17:ASP:HB3	10:CK:80:ASN:CG	2.36	0.45
10:CK:13:LYS:HD2	10:CK:76:TYR:CE2	2.50	0.45
12:CM:75:SER:O	12:CM:78:ARG:HB2	2.16	0.45
14:CO:25:THR:O	14:CO:29:VAL:HG23	2.16	0.45
16:CQ:42:LYS:O	16:CQ:43:LEU:HD12	2.16	0.45
18:CS:40:PHE:HB3	18:CS:41:PRO:HD2	1.98	0.45
53:D6:65:THR:C	53:D6:103:ILE:HD12	2.37	0.45
53:D6:58:VAL:HG22	53:D6:68:VAL:HG22	1.97	0.45
22:DA:78:A:H2'	22:DA:79:G:O4'	2.16	0.45
23:DB:1197:G:O2'	23:DB:1198:U:H5'	2.16	0.45
23:DB:1290:C:O2'	23:DB:1291:C:H5'	2.17	0.45
23:DB:1520:U:H2'	23:DB:1521:G:O4'	2.17	0.45
23:DB:16:C:O2'	23:DB:17:G:H5'	2.16	0.45
23:DB:182:A:O2'	23:DB:183:C:H5'	2.16	0.45
23:DB:1937:A:N7	23:DB:1939:U:H2'	2.32	0.45
23:DB:2364:C:C2'	23:DB:2365:G:H5'	2.46	0.45
23:DB:2663:G:H2'	23:DB:2664:G:C8	2.51	0.45
23:DB:519:U:O2'	23:DB:520:G:H5'	2.17	0.45
23:DB:677:A:O2'	23:DB:2071:A:H5'	2.16	0.45
23:DB:826:U:H2'	23:DB:828:U:O4'	2.15	0.45
23:DB:899:A:H2'	23:DB:900:A:H8	1.81	0.45
23:DB:866:A:H61	23:DB:913:U:C1'	2.29	0.45
25:DC:141:HIS:HB3	25:DC:190:THR:OG1	2.16	0.45
25:DC:211:ARG:C	25:DC:213:ARG:H	2.19	0.45
23:DB:1998:A:OP2	26:DD:141:ARG:NH2	2.48	0.45
40:DH:40:THR:OG1	40:DH:43:ASN:ND2	2.49	0.45
27:DK:110:GLU:HA	27:DK:113:MET:CG	2.46	0.45
23:DB:811:U:H2'	37:DL:21:ARG:HA	1.99	0.45
38:DM:20:LEU:N	38:DM:20:LEU:HD13	2.32	0.45
28:DP:4:ILE:HA	28:DP:7:LEU:CD1	2.46	0.45
49:DR:78:ARG:HH21	49:DR:78:ARG:HG3	1.81	0.45
50:DT:39:THR:HG22	50:DT:42:GLU:H	1.81	0.45
50:DT:69:ARG:HA	50:DT:69:ARG:NE	2.31	0.45
52:DW:44:PHE:O	52:DW:78:PHE:HA	2.17	0.45
52:DW:43:LYS:O	52:DW:58:LEU:HD11	2.16	0.45

Continued on next page...

Continued from previous page...

Atom-1	Atom-2	Interatomic distance (Å)	Clash overlap (Å)
52:DW:75:ASN:O	52:DW:76:ARG:HB2	2.16	0.45
1:AA:238:A:C2'	1:AA:239:U:H5''	2.45	0.45
1:AA:611:C:H2'	1:AA:612:C:H6	1.81	0.45
1:AA:714:G:H21	1:AA:777:A:H1'	1.81	0.45
20:AB:119:GLN:O	20:AB:125:PHE:HB3	2.17	0.45
20:AB:161:PHE:CE2	20:AB:216:VAL:HG11	2.50	0.45
3:AD:197:HIS:ND1	3:AD:198:LEU:N	2.63	0.45
6:AG:72:VAL:HA	6:AG:89:GLU:HA	1.99	0.45
8:AI:103:VAL:HG23	8:AI:104:THR:N	2.30	0.45
53:B6:109:GLU:HA	53:B6:112:LYS:CD	2.47	0.45
53:B6:56:ALA:HB2	53:B6:79:ILE:HD13	1.97	0.45
22:BA:49:C:O2'	22:BA:50:A:H5'	2.17	0.45
23:BB:1287:A:O2'	23:BB:1288:G:H5'	2.15	0.45
23:BB:1526:C:O2'	23:BB:1527:G:H5'	2.15	0.45
23:BB:155:A:H2'	23:BB:156:A:H8	1.77	0.45
23:BB:1704:C:O2'	23:BB:1705:A:H5'	2.16	0.45
23:BB:2143:C:N3	23:BB:2148:G:O6	2.49	0.45
23:BB:2229:U:H2'	23:BB:2230:G:C8	2.51	0.45
23:BB:2693:G:H2'	23:BB:2694:G:C8	2.47	0.45
23:BB:548:G:H3'	23:BB:548:G:N3	2.31	0.45
23:BB:630:G:N2	23:BB:632:A:H3'	2.32	0.45
23:BB:635:C:O2'	23:BB:639:U:H5''	2.15	0.45
23:BB:720:U:H2'	23:BB:721:A:H8	1.80	0.45
23:BB:979:A:H2'	23:BB:982:C:H42	1.79	0.45
25:BC:146:LYS:HG2	25:BC:147:PRO:HD2	1.97	0.45
26:BD:38:LYS:HD2	26:BD:81:GLU:OE1	2.17	0.45
29:BE:5:LEU:HD22	29:BE:122:GLU:HG3	1.98	0.45
23:BB:675:A:O2'	29:BE:62:GLN:NE2	2.49	0.45
47:BF:120:SER:HG	47:BF:127:TYR:HD2	1.63	0.45
48:BG:94:ARG:HB2	48:BG:127:GLN:O	2.17	0.45
24:BI:138:VAL:HG12	24:BI:139:VAL:N	2.31	0.45
37:BL:92:LEU:HD23	37:BL:124:GLY:HA3	1.98	0.45
44:BQ:30:VAL:CG1	44:BQ:31:TYR:N	2.78	0.45
45:BS:107:VAL:HG22	45:BS:108:SER:N	2.31	0.45
50:BT:21:SER:HB3	50:BT:31:VAL:CG2	2.46	0.45
50:BT:36:LYS:O	50:BT:36:LYS:HD3	2.16	0.45
50:BT:50:LEU:O	50:BT:52:GLU:N	2.43	0.45
46:BU:86:PHE:HE1	46:BU:88:ASP:HB3	1.79	0.45
35:BV:24:ASN:O	35:BV:26:PHE:N	2.49	0.45
39:BX:5:GLU:HA	39:BX:5:GLU:OE2	2.16	0.45
1:CA:114:U:H2'	1:CA:115:G:C8	2.51	0.45

Continued on next page...

Continued from previous page...

Atom-1	Atom-2	Interatomic distance (Å)	Clash overlap (Å)
1:CA:1317:C:H2'	1:CA:1318:A:O4'	2.16	0.45
1:CA:1064:G:OP1	1:CA:1386:G:H4'	2.16	0.45
1:CA:1479:C:H2'	1:CA:1480:A:H8	1.80	0.45
1:CA:193:C:H2'	1:CA:194:C:C5	2.52	0.45
1:CA:418:C:H2'	1:CA:419:C:C6	2.51	0.45
1:CA:801:U:H2'	1:CA:802:A:C8	2.50	0.45
1:CA:865:A:H2'	1:CA:866:C:H6	1.76	0.45
1:CA:935:A:O2'	1:CA:936:C:H5'	2.17	0.45
20:CB:95:TRP:CZ2	20:CB:100:LEU:HD22	2.52	0.45
1:CA:1206:G:C4'	2:CC:192:TYR:HA	2.37	0.45
10:CK:60:PHE:O	10:CK:63:GLN:HB3	2.15	0.45
12:CM:1:ALA:CA	12:CM:8:ILE:HG22	2.47	0.45
1:CA:617:G:C4'	15:CP:46:LYS:HE2	2.45	0.45
16:CQ:16:MET:HB2	16:CQ:19:SER:O	2.16	0.45
18:CS:39:ILE:HG13	18:CS:68:HIS:O	2.15	0.45
21:CU:40:PRO:HG2	21:CU:41:THR:H	1.81	0.45
36:D2:28:ARG:C	36:D2:30:VAL:H	2.18	0.45
53:D6:84:ARG:C	53:D6:86:SER:N	2.68	0.45
22:DA:106:G:H2'	22:DA:107:G:O4'	2.15	0.45
23:DB:1099:G:C5'	24:DI:4:VAL:HG12	2.47	0.45
23:DB:1136:G:H2'	23:DB:1137:G:H8	1.81	0.45
23:DB:129:C:H2'	23:DB:130:C:C6	2.52	0.45
23:DB:1464:G:O2'	23:DB:1465:G:H5'	2.16	0.45
23:DB:1641:A:H2'	23:DB:1642:G:O4'	2.17	0.45
23:DB:1993:U:H4'	26:DD:133:THR:HG22	1.97	0.45
23:DB:2356:U:H5''	52:DW:16:GLU:HG3	1.97	0.45
23:DB:2362:C:OP2	34:D3:43:LEU:HD21	2.16	0.45
23:DB:245:G:H2'	23:DB:246:C:C6	2.49	0.45
23:DB:2611:C:O2'	23:DB:2612:C:H5'	2.16	0.45
23:DB:728:G:O2'	23:DB:730:A:H8	1.99	0.45
25:DC:183:VAL:HG22	25:DC:184:GLU:H	1.80	0.45
25:DC:67:LYS:O	25:DC:188:ARG:HD3	2.16	0.45
25:DC:209:ALA:HA	25:DC:212:TRP:CE2	2.52	0.45
26:DD:16:THR:HG22	26:DD:17:GLU:H	1.81	0.45
26:DD:69:ALA:HA	26:DD:73:VAL:HB	1.98	0.45
29:DE:130:LYS:C	29:DE:132:LYS:N	2.69	0.45
29:DE:75:SER:O	29:DE:78:TRP:HB2	2.16	0.45
47:DF:141:ASP:HB3	47:DF:144:LYS:HB2	1.98	0.45
47:DF:174:PHE:HB3	47:DF:176:PHE:CD1	2.51	0.45
47:DF:177:ARG:HA	47:DF:177:ARG:NE	2.31	0.45
40:DH:68:ARG:HH11	40:DH:68:ARG:HG3	1.80	0.45

Continued on next page...

Continued from previous page...

Atom-1	Atom-2	Interatomic distance (Å)	Clash overlap (Å)
41:DJ:95:ARG:HD3	41:DJ:95:ARG:O	2.17	0.45
27:DK:88:ASN:HD22	27:DK:89:ASN:H	1.65	0.45
38:DM:108:VAL:HG22	38:DM:109:PRO:HD2	1.99	0.45
38:DM:71:LYS:HD3	38:DM:95:LEU:HD13	1.97	0.45
28:DP:13:LYS:HD2	28:DP:76:HIS:HA	1.98	0.45
44:DQ:35:PHE:C	44:DQ:37:ALA:N	2.70	0.45
41:DJ:44:TYR:CD2	44:DQ:59:LEU:HD11	2.52	0.45
44:DQ:60:TRP:CZ2	44:DQ:93:ILE:HB	2.52	0.45
50:DT:9:LYS:HG2	50:DT:9:LYS:O	2.16	0.45
51:DZ:63:GLY:HA3	51:DZ:66:THR:OG1	2.17	0.45
1:AA:1053:G:C4'	1:AA:1054:C:H5'	2.47	0.45
1:AA:1060:U:OP1	9:AJ:53:ILE:HD11	2.17	0.45
1:AA:151:A:C2'	1:AA:152:A:H5'	2.47	0.45
1:AA:1520:C:H2'	1:AA:1521:C:C6	2.51	0.45
1:AA:449:G:H2'	1:AA:450:G:C8	2.52	0.45
1:AA:645:G:O2'	1:AA:646:G:H5'	2.16	0.45
1:AA:696:A:H2'	1:AA:697:U:H6	1.80	0.45
1:AA:577:G:C6	1:AA:812:G:N2	2.85	0.45
1:AA:903:G:H2'	1:AA:904:U:C6	2.51	0.45
2:AC:14:VAL:O	2:AC:15:LYS:HD2	2.17	0.45
2:AC:46:LEU:HD11	2:AC:75:VAL:HG13	1.98	0.45
4:AE:103:GLY:O	4:AE:121:ASN:HA	2.15	0.45
1:AA:1347:G:H8	8:AI:108:ARG:HB3	1.80	0.45
9:AJ:15:HIS:HA	9:AJ:18:ILE:HG22	1.98	0.45
6:AG:147:ASN:N	10:AK:55:ARG:HH21	2.14	0.45
13:AN:30:ILE:C	13:AN:32:ASP:H	2.18	0.45
15:AP:28:ARG:C	15:AP:30:GLY:H	2.19	0.45
31:B0:5:ASN:O	31:B0:7:PRO:HD3	2.16	0.45
22:BA:87:U:C2'	22:BA:88:C:O5'	2.64	0.45
23:BB:973:A:H1'	23:BB:1188:U:C5	2.52	0.45
23:BB:130:C:O2'	23:BB:131:A:H5'	2.17	0.45
23:BB:2282:G:H5'	23:BB:2389:G:H1'	1.98	0.45
23:BB:2373:G:H2'	23:BB:2374:C:C6	2.51	0.45
23:BB:2601:C:C2	23:BB:2603:G:N7	2.85	0.45
23:BB:2734:A:C2'	23:BB:2735:G:H5'	2.46	0.45
23:BB:2849:U:H5'	23:BB:2868:A:N1	2.31	0.45
23:BB:315:G:H2'	23:BB:316:C:H6	1.82	0.45
23:BB:832:U:H2'	23:BB:833:A:C8	2.51	0.45
29:BE:51:GLU:HG2	29:BE:51:GLU:H	1.54	0.45
48:BG:123:GLU:HG2	48:BG:124:CYS:N	2.31	0.45
48:BG:84:LYS:HG3	48:BG:131:VAL:CB	2.46	0.45

Continued on next page...

Continued from previous page...

Atom-1	Atom-2	Interatomic distance (Å)	Clash overlap (Å)
48:BG:152:ARG:HA	48:BG:152:ARG:HD2	1.68	0.45
40:BH:3:VAL:HB	40:BH:37:VAL:O	2.17	0.45
41:BJ:127:GLY:O	41:BJ:128:ASN:HB2	2.16	0.45
41:BJ:13:ARG:HB3	41:BJ:53:TYR:HD2	1.80	0.45
31:B0:42:ILE:HD11	42:BN:98:LEU:HD12	1.97	0.45
44:BQ:86:SER:HB3	49:BR:52:PRO:HD3	1.97	0.45
50:BT:45:ALA:HA	50:BT:48:GLN:HB2	1.99	0.45
35:BV:31:TYR:O	35:BV:92:VAL:HG13	2.16	0.45
51:BZ:27:ARG:HD3	51:BZ:28:ARG:H	1.81	0.45
1:CA:1058:G:H2'	1:CA:1059:C:C6	2.52	0.45
1:CA:1483:A:H3'	1:CA:1484:C:H6	1.81	0.45
1:CA:221:C:O2'	1:CA:222:C:H5'	2.17	0.45
1:CA:435:A:H2'	1:CA:435:A:N3	2.32	0.45
1:CA:57:G:H2'	1:CA:58:C:H6	1.81	0.45
1:CA:824:G:O2'	1:CA:825:A:H5'	2.15	0.45
1:CA:843:U:H5'	1:CA:844:G:N7	2.31	0.45
1:CA:993:G:H2'	1:CA:993:G:N3	2.32	0.45
1:CA:405:U:O4	3:CD:1:ALA:HA	2.16	0.45
6:CG:144:ALA:O	6:CG:146:ALA:N	2.41	0.45
7:CH:118:ALA:HB3	7:CH:120:LEU:HD22	1.98	0.45
7:CH:29:SER:O	7:CH:30:LYS:C	2.55	0.45
16:CQ:11:VAL:HG23	16:CQ:56:ASP:O	2.16	0.45
17:CR:27:THR:O	17:CR:30:ASN:HB2	2.17	0.45
23:DB:1023:U:H2'	23:DB:1024:G:C5'	2.46	0.45
23:DB:1047:G:H1'	23:DB:1110:G:H22	1.80	0.45
23:DB:1050:A:H2'	23:DB:1051:G:C8	2.51	0.45
23:DB:1270:C:H5''	23:DB:1271:G:H5'	1.98	0.45
23:DB:1341:G:N2	23:DB:1398:C:H4'	2.31	0.45
23:DB:1418:G:H1'	23:DB:1580:A:N6	2.31	0.45
23:DB:1547:C:H2'	23:DB:1548:A:C8	2.52	0.45
23:DB:1865:U:HO2'	23:DB:1866:A:H8	1.63	0.45
23:DB:2081:U:C5'	51:DZ:25:THR:HG21	2.46	0.45
23:DB:2432:A:O2'	23:DB:2433:A:H5'	2.16	0.45
23:DB:729:G:N3	23:DB:729:G:H2'	2.30	0.45
48:DG:10:VAL:H	48:DG:48:THR:HG22	1.81	0.45
40:DH:86:ASP:HB3	40:DH:87:GLU:OE2	2.16	0.45
24:DI:59:THR:O	24:DI:59:THR:HG23	2.17	0.45
42:DN:2:ARG:HG2	42:DN:5:LYS:CB	2.42	0.45
44:DQ:26:ALA:HB1	44:DQ:30:VAL:CB	2.46	0.45
44:DQ:94:LEU:HD21	49:DR:11:GLN:HB2	1.97	0.45
45:DS:28:LYS:O	45:DS:71:VAL:HG12	2.17	0.45

Continued on next page...

Continued from previous page...

Atom-1	Atom-2	Interatomic distance (Å)	Clash overlap (Å)
50:DT:8:LEU:HD22	50:DT:46:ALA:HA	1.98	0.45
46:DU:73:ASN:HB3	46:DU:95:PHE:CE2	2.52	0.45
52:DW:40:ARG:HE	52:DW:45:HIS:HE1	1.64	0.45
1:AA:52:C:H2'	1:AA:53:A:C8	2.51	0.45
1:AA:585:G:O2'	1:AA:586:C:H5'	2.17	0.45
1:AA:592:G:O2'	1:AA:593:U:H5'	2.16	0.45
1:AA:735:C:O2'	1:AA:736:C:H5'	2.16	0.45
1:AA:843:U:H5'	1:AA:844:G:N7	2.32	0.45
20:AB:98:GLY:HA2	20:AB:101:THR:CG2	2.45	0.45
2:AC:33:ASP:O	2:AC:36:PHE:HB3	2.17	0.45
6:AG:145:GLU:C	6:AG:147:ASN:H	2.18	0.45
7:AH:68:LYS:HG3	7:AH:69:ALA:H	1.80	0.45
10:AK:51:PHE:HB2	10:AK:55:ARG:HB3	1.97	0.45
10:AK:73:VAL:O	10:AK:76:TYR:HB2	2.16	0.45
12:AM:10:ASP:CA	12:AM:44:ILE:HD13	2.42	0.45
16:AQ:60:ILE:HB	16:AQ:73:THR:O	2.16	0.45
17:AR:51:GLN:HA	17:AR:51:GLN:HE21	1.82	0.45
18:AS:65:MET:HG3	18:AS:73:PHE:CE2	2.51	0.45
19:AT:79:THR:HG22	19:AT:83:ASN:HD21	1.82	0.45
23:BB:1091:G:O2'	23:BB:1092:C:H5'	2.16	0.45
23:BB:1460:U:H3'	23:BB:1461:C:H5'	1.98	0.45
23:BB:1870:C:OP2	23:BB:1870:C:H4'	2.16	0.45
23:BB:1958:C:O2'	23:BB:1959:G:H5'	2.16	0.45
23:BB:237:C:O2'	23:BB:238:C:H5'	2.17	0.45
23:BB:245:G:H2'	23:BB:246:C:C6	2.52	0.45
23:BB:246:C:C2'	23:BB:247:G:H5'	2.46	0.45
23:BB:2751:G:N3	23:BB:2751:G:C2'	2.77	0.45
23:BB:2814:A:O2'	23:BB:2815:C:H5'	2.17	0.45
23:BB:2883:A:OP1	31:B0:48:TYR:CE1	2.70	0.45
23:BB:329:G:O6	46:BU:16:LYS:HB2	2.16	0.45
23:BB:539:G:H2'	23:BB:540:C:C6	2.52	0.45
23:BB:699:A:H4'	23:BB:1634:A:N7	2.32	0.45
23:BB:755:U:O2'	23:BB:756:A:H5'	2.16	0.45
26:BD:10:GLY:O	26:BD:11:MET:HB2	2.16	0.45
47:BF:151:LEU:HD12	47:BF:152:ASP:N	2.32	0.45
48:BG:112:VAL:HG13	48:BG:150:TYR:CE2	2.52	0.45
48:BG:36:LEU:H	48:BG:36:LEU:CD2	2.24	0.45
48:BG:58:ALA:C	48:BG:60:GLY:N	2.70	0.45
48:BG:60:GLY:O	48:BG:62:ALA:N	2.50	0.45
40:BH:62:LEU:HD12	40:BH:62:LEU:H	1.82	0.45
24:BI:19:PRO:HG2	24:BI:22:PRO:HB2	1.99	0.45

Continued on next page...

Continued from previous page...

Atom-1	Atom-2	Interatomic distance (Å)	Clash overlap (Å)
41:BJ:55:ILE:HG22	41:BJ:123:LYS:HB2	1.98	0.45
37:BL:122:VAL:HG23	37:BL:143:GLU:OE1	2.17	0.45
37:BL:57:LEU:O	37:BL:61:LEU:HD13	2.16	0.45
45:BS:2:GLU:O	45:BS:3:THR:O	2.34	0.45
35:BV:80:HIS:CG	35:BV:83:LYS:HB2	2.52	0.45
52:BW:37:VAL:C	52:BW:38:ARG:HG2	2.37	0.45
1:CA:1218:C:H2'	1:CA:1219:A:H8	1.78	0.45
1:CA:372:C:H4'	1:CA:373:A:H5'	1.99	0.45
1:CA:502:A:H2'	1:CA:503:C:O4'	2.17	0.45
1:CA:526:C:OP2	11:CL:87:LYS:HE3	2.16	0.45
1:CA:802:A:H2'	1:CA:803:G:O4'	2.16	0.45
1:CA:857:C:H2'	1:CA:858:G:O4'	2.16	0.45
1:CA:858:G:O6	1:CA:869:G:H3'	2.17	0.45
20:CB:184:ALA:O	20:CB:199:ILE:HB	2.17	0.45
2:CC:194:VAL:HG12	2:CC:195:ILE:N	2.31	0.45
3:CD:77:GLU:CA	3:CD:80:ARG:HG2	2.41	0.45
8:CI:21:LYS:N	8:CI:61:ASP:O	2.48	0.45
9:CJ:55:PRO:O	9:CJ:56:HIS:HB3	2.17	0.45
9:CJ:92:LEU:HB2	9:CJ:93:ALA:H	1.55	0.45
11:CL:49:ARG:CD	11:CL:49:ARG:H	2.29	0.45
12:CM:52:ILE:CD1	12:CM:55:LEU:HD12	2.41	0.45
12:CM:9:PRO:HB3	12:CM:20:SER:CB	2.46	0.45
14:CO:26:GLU:HG3	14:CO:81:LEU:CD1	2.43	0.45
33:D1:8:ILE:HD12	33:D1:51:ALA:HA	1.98	0.45
36:D2:9:VAL:HG13	36:D2:10:LEU:N	2.31	0.45
23:DB:225:C:H2'	23:DB:226:A:O4'	2.15	0.45
23:DB:2678:C:H2'	23:DB:2679:A:C8	2.51	0.45
23:DB:2758:A:C2	23:DB:2759:G:H1'	2.51	0.45
23:DB:506:G:H4'	23:DB:509:C:O2	2.17	0.45
25:DC:15:VAL:HG22	25:DC:204:LEU:O	2.16	0.45
26:DD:191:GLY:O	26:DD:192:ALA:HB3	2.17	0.45
47:DF:101:ARG:HH12	47:DF:138:PRO:HB2	1.82	0.45
47:DF:98:PHE:O	47:DF:102:LEU:HD12	2.17	0.45
48:DG:93:TYR:C	48:DG:94:ARG:HG3	2.37	0.45
40:DH:117:LEU:HD12	40:DH:118:PRO:CD	2.40	0.45
24:DI:75:ALA:O	24:DI:79:LEU:HG	2.16	0.45
27:DK:111:LYS:HD3	27:DK:111:LYS:N	2.32	0.45
27:DK:75:SER:HB2	28:DP:73:PHE:HA	1.99	0.45
37:DL:115:GLU:N	37:DL:115:GLU:OE1	2.49	0.45
37:DL:81:ASP:O	37:DL:82:LEU:HB2	2.17	0.45
44:DQ:108:LEU:HD23	49:DR:48:LYS:HB2	1.98	0.45

Continued on next page...

Continued from previous page...

Atom-1	Atom-2	Interatomic distance (Å)	Clash overlap (Å)
23:DB:518:G:H4'	45:DS:18:ARG:NH2	2.31	0.45
1:AA:1152:A:OP1	9:AJ:70:HIS:ND1	2.49	0.45
1:AA:1385:G:H2'	1:AA:1386:G:H8	1.81	0.45
1:AA:1415:G:O2'	1:AA:1416:G:H5'	2.16	0.45
1:AA:803:G:H2'	1:AA:804:U:O4'	2.16	0.45
1:AA:857:C:H2'	1:AA:858:G:O4'	2.16	0.45
20:AB:33:ALA:CB	20:AB:38:HIS:HA	2.47	0.45
2:AC:166:TRP:O	2:AC:167:TYR:CB	2.65	0.45
4:AE:93:VAL:HG12	4:AE:94:PHE:N	2.32	0.45
6:AG:59:GLU:O	6:AG:63:VAL:HG23	2.16	0.45
7:AH:123:GLU:HG2	7:AH:124:ILE:O	2.15	0.45
7:AH:35:ILE:O	7:AH:39:LEU:HG	2.16	0.45
8:AI:119:LYS:C	8:AI:121:ARG:H	2.20	0.45
10:AK:20:ALA:HB2	10:AK:81:LEU:HD12	1.99	0.45
12:AM:50:GLY:O	12:AM:54:THR:HG23	2.17	0.45
14:AO:43:PHE:CD1	14:AO:56:LEU:HD22	2.51	0.45
15:AP:17:TYR:HB2	15:AP:39:PHE:HD2	1.81	0.45
18:AS:41:PRO:O	18:AS:44:ILE:HG22	2.16	0.45
21:AU:42:THR:HB	21:AU:46:ARG:NH2	2.30	0.45
23:BB:1297:C:H2'	23:BB:1298:C:H6	1.81	0.45
23:BB:1374:G:H2'	23:BB:1375:U:C6	2.52	0.45
23:BB:786:C:H5''	23:BB:1780:A:N7	2.31	0.45
23:BB:2053:G:O2'	23:BB:2054:A:H5'	2.16	0.45
23:BB:2103:C:H5'	23:BB:2104:C:OP2	2.17	0.45
23:BB:2199:A:H3'	23:BB:2200:C:H6	1.82	0.45
23:BB:2204:G:O2'	23:BB:2205:A:H5'	2.16	0.45
23:BB:2227:A:H2'	23:BB:2228:G:O4'	2.16	0.45
23:BB:2582:G:O2'	23:BB:2583:G:H5'	2.16	0.45
23:BB:336:C:O2'	23:BB:337:C:H5'	2.17	0.45
23:BB:438:G:H2'	23:BB:439:A:H8	1.80	0.45
23:BB:52:A:H2'	23:BB:53:A:C8	2.51	0.45
23:BB:531:C:H5''	23:BB:532:A:C5	2.51	0.45
23:BB:558:U:O2'	23:BB:559:G:H5'	2.17	0.45
23:BB:670:A:H4'	23:BB:671:C:C5'	2.46	0.45
23:BB:965:C:O2'	23:BB:966:G:H5'	2.16	0.45
25:BC:145:MET:HB2	25:BC:152:GLN:NE2	2.31	0.45
25:BC:67:LYS:O	25:BC:188:ARG:HD3	2.16	0.45
29:BE:113:VAL:HG22	29:BE:118:LEU:HD12	1.98	0.45
47:BF:132:ARG:O	47:BF:133:GLU:HB2	2.16	0.45
40:BH:13:GLY:O	40:BH:14:SER:HB2	2.17	0.45
27:BK:88:ASN:HD22	27:BK:89:ASN:H	1.64	0.45

Continued on next page...

Continued from previous page...

Atom-1	Atom-2	Interatomic distance (Å)	Clash overlap (Å)
23:BB:2250:G:C6	38:BM:83:GLY:HA3	2.52	0.45
42:BN:55:ALA:HA	42:BN:80:PHE:CE1	2.51	0.45
39:BX:21:LEU:HD21	39:BX:50:VAL:HG11	1.98	0.45
1:CA:1308:U:OP1	12:CM:95:PRO:HA	2.16	0.45
1:CA:245:U:H2'	1:CA:246:A:H5'	1.98	0.45
1:CA:301:G:O2'	1:CA:302:G:H5'	2.16	0.45
1:CA:425:G:H2'	1:CA:426:U:H6	1.81	0.45
1:CA:60:A:O2'	19:CT:4:LYS:HD3	2.17	0.45
20:CB:178:LEU:HB2	20:CB:180:ILE:HG12	1.99	0.45
20:CB:62:ARG:H	20:CB:62:ARG:HD2	1.82	0.45
4:CE:29:ILE:HG22	4:CE:29:ILE:O	2.17	0.45
5:CF:86:ARG:NH2	17:CR:63:TYR:HB3	2.31	0.45
6:CG:69:ARG:HA	6:CG:99:ALA:HB2	1.98	0.45
6:CG:72:VAL:HA	6:CG:89:GLU:HA	1.99	0.45
7:CH:36:ALA:HA	7:CH:39:LEU:HD12	1.98	0.45
10:CK:55:ARG:NH1	10:CK:60:PHE:HD1	2.05	0.45
13:CN:17:ASP:O	13:CN:21:ALA:HB3	2.17	0.45
2:CC:5:HIS:ND1	13:CN:88:MET:HB3	2.32	0.45
21:CU:48:LYS:HG3	21:CU:49:ALA:N	2.32	0.45
23:DB:1045:C:P	23:DB:1047:G:H5'	2.57	0.45
23:DB:1048:A:H2'	23:DB:1049:C:C6	2.51	0.45
23:DB:1210:G:H1'	23:DB:1212:G:C2	2.52	0.45
23:DB:1210:G:H5'	23:DB:1212:G:C5'	2.45	0.45
23:DB:1258:U:H2'	23:DB:1259:G:H8	1.80	0.45
23:DB:1353:A:H2'	23:DB:1354:A:C8	2.51	0.45
23:DB:1582:C:H2'	23:DB:1583:A:O4'	2.17	0.45
23:DB:160:A:H2'	23:DB:161:A:C8	2.51	0.45
23:DB:2106:U:H2'	23:DB:2107:G:C8	2.51	0.45
23:DB:2135:A:H61	23:DB:2156:G:C2'	2.30	0.45
23:DB:2209:G:H2'	23:DB:2210:U:C5	2.51	0.45
23:DB:2549:G:O2'	23:DB:2550:G:H5'	2.17	0.45
23:DB:349:U:O2'	23:DB:350:G:H5'	2.17	0.45
23:DB:428:A:O2'	23:DB:429:A:H5'	2.15	0.45
23:DB:675:A:H4'	29:DE:62:GLN:HE22	1.81	0.45
23:DB:720:U:H2'	23:DB:721:A:H8	1.80	0.45
23:DB:851:C:H2'	23:DB:852:U:H6	1.81	0.45
23:DB:937:C:H2'	23:DB:938:G:C8	2.52	0.45
23:DB:979:A:H2'	23:DB:982:C:H42	1.82	0.45
29:DE:113:VAL:HG22	29:DE:118:LEU:HD12	1.99	0.45
29:DE:149:ILE:HD11	29:DE:172:ALA:HA	1.99	0.45
47:DF:14:LYS:O	47:DF:18:GLU:HB2	2.16	0.45

Continued on next page...

Continued from previous page...

Atom-1	Atom-2	Interatomic distance (Å)	Clash overlap (Å)
47:DF:165:GLY:O	47:DF:169:LEU:HD12	2.17	0.45
48:DG:95:ALA:HA	48:DG:104:LEU:HD23	1.98	0.45
40:DH:7:ASP:CG	40:DH:8:LYS:N	2.70	0.45
41:DJ:128:ASN:O	41:DJ:129:GLU:HG3	2.17	0.45
27:DK:38:ILE:HD11	27:DK:112:PHE:HZ	1.82	0.45
27:DK:18:ARG:O	27:DK:45:GLU:HB2	2.17	0.45
37:DL:96:LYS:HE2	37:DL:103:ILE:HA	1.99	0.45
42:DN:31:HIS:O	42:DN:33:ILE:HG13	2.17	0.45
42:DN:29:VAL:HG13	42:DN:83:LEU:HD21	1.98	0.45
22:DA:114:C:H1'	43:DO:47:VAL:HG21	1.98	0.45
44:DQ:23:TYR:CD2	44:DQ:23:TYR:N	2.82	0.45
44:DQ:7:VAL:O	44:DQ:11:ALA:HB2	2.17	0.45
44:DQ:111:LYS:HE3	49:DR:48:LYS:HZ1	1.82	0.45
50:DT:85:VAL:C	50:DT:86:THR:HG23	2.37	0.45
46:DU:11:ILE:O	46:DU:12:VAL:HB	2.17	0.45
46:DU:35:VAL:O	46:DU:38:ILE:HG22	2.17	0.45
46:DU:81:ARG:H	46:DU:81:ARG:NH2	2.09	0.45
23:DB:2356:U:C5'	52:DW:16:GLU:HG3	2.47	0.45
30:DY:47:ILE:HG23	30:DY:54:VAL:HG21	1.99	0.45
1:AA:1097:C:H2'	1:AA:1098:C:C6	2.51	0.45
1:AA:1241:G:H2'	1:AA:1242:G:C8	2.50	0.45
1:AA:1446:A:H2'	1:AA:1447:A:H8	1.82	0.45
1:AA:193:C:H2'	1:AA:194:C:C5	2.51	0.45
1:AA:201:G:H2'	1:AA:202:G:C8	2.51	0.45
1:AA:373:A:H1'	1:AA:481:G:H1'	1.98	0.45
1:AA:372:C:H4'	1:AA:373:A:H5'	1.99	0.45
1:AA:404:G:O2'	1:AA:405:U:H5'	2.16	0.45
20:AB:187:ASP:O	20:AB:189:ASN:N	2.50	0.45
20:AB:46:VAL:O	20:AB:49:PHE:HB2	2.17	0.45
2:AC:5:HIS:HD2	2:AC:7:ASN:H	1.63	0.45
3:AD:122:ILE:O	3:AD:128:VAL:HG23	2.17	0.45
5:AF:54:LEU:C	5:AF:56:LYS:H	2.20	0.45
6:AG:68:VAL:HG13	6:AG:133:ALA:HB1	1.98	0.45
10:AK:126:ARG:HB2	21:AU:33:ARG:CD	2.44	0.45
11:AL:41:PRO:HB3	11:AL:49:ARG:NH1	2.32	0.45
14:AO:78:TYR:CE1	14:AO:82:ILE:HD11	2.52	0.45
33:B1:35:LEU:CD2	33:B1:35:LEU:N	2.80	0.45
53:B6:59:THR:O	53:B6:67:VAL:HG22	2.16	0.45
23:BB:1173:U:H2'	23:BB:1174:U:H4'	1.99	0.45
23:BB:1189:A:H2'	23:BB:1190:G:O4'	2.16	0.45
23:BB:1241:A:O4'	23:BB:1241:A:N3	2.50	0.45

Continued on next page...

Continued from previous page...

Atom-1	Atom-2	Interatomic distance (Å)	Clash overlap (Å)
23:BB:1357:C:O2'	23:BB:1358:G:H5'	2.17	0.45
23:BB:2626:C:H2'	23:BB:2627:G:H8	1.82	0.45
23:BB:2793:C:H2'	23:BB:2794:C:C6	2.51	0.45
23:BB:2886:A:H62	31:B0:39:ARG:CZ	2.29	0.45
23:BB:553:G:H2'	23:BB:554:U:O4'	2.15	0.45
25:BC:199:HIS:C	25:BC:201:LEU:H	2.20	0.45
25:BC:90:ILE:HD11	25:BC:102:TYR:HB3	1.99	0.45
26:BD:125:TRP:CE3	26:BD:160:LYS:HD3	2.52	0.45
40:BH:44:ILE:C	40:BH:46:PHE:N	2.70	0.45
27:BK:113:MET:HE1	27:BK:116:ILE:CD1	2.46	0.45
37:BL:105:ILE:HG22	37:BL:106:GLU:N	2.31	0.45
37:BL:125:LEU:HB2	37:BL:143:GLU:OE2	2.17	0.45
37:BL:80:SER:HA	37:BL:115:GLU:HB2	1.98	0.45
38:BM:19:GLY:H	38:BM:38:ARG:NH1	2.04	0.45
42:BN:61:ALA:C	42:BN:63:ARG:N	2.70	0.45
43:BO:35:ILE:CG1	43:BO:102:ARG:HE	2.29	0.45
49:BR:61:ALA:HB2	49:BR:98:ILE:HA	1.98	0.45
50:BT:11:LEU:HD22	50:BT:11:LEU:N	2.23	0.45
50:BT:47:VAL:HG12	50:BT:47:VAL:O	2.17	0.45
23:BB:460:A:C4'	50:BT:72:GLN:HB2	2.36	0.45
46:BU:23:LYS:HD2	46:BU:23:LYS:N	2.31	0.45
46:BU:64:ILE:HG13	46:BU:65:GLN:N	2.32	0.45
46:BU:85:ARG:HH11	46:BU:86:PHE:H	1.64	0.45
35:BV:75:GLN:HB2	35:BV:90:ASP:O	2.17	0.45
1:CA:1121:U:H2'	1:CA:1122:U:O4'	2.16	0.45
1:CA:1125:U:O2'	1:CA:1126:U:H2'	2.17	0.45
1:CA:308:C:H2'	1:CA:309:A:C8	2.52	0.45
1:CA:886:G:O2'	1:CA:887:G:H5'	2.17	0.45
1:CA:932:C:H5''	6:CG:3:ARG:CG	2.43	0.45
20:CB:98:GLY:HA2	20:CB:101:THR:CG2	2.44	0.45
2:CC:119:ILE:O	2:CC:123:LEU:HG	2.17	0.45
2:CC:78:LYS:O	2:CC:78:LYS:HG3	2.16	0.45
3:CD:201:GLU:OE1	4:CE:104:ILE:HG22	2.17	0.45
4:CE:85:LYS:HG3	4:CE:93:VAL:O	2.16	0.45
5:CF:16:GLU:CD	5:CF:16:GLU:N	2.68	0.45
6:CG:145:GLU:C	6:CG:147:ASN:H	2.19	0.45
6:CG:80:GLY:O	6:CG:82:SER:N	2.50	0.45
11:CL:31:GLY:HA2	11:CL:56:LEU:HA	1.97	0.45
12:CM:12:LYS:O	12:CM:43:LYS:HG3	2.17	0.45
16:CQ:74:LEU:HD22	16:CQ:75:VAL:H	1.79	0.45
16:CQ:80:LYS:N	16:CQ:80:LYS:NZ	2.64	0.45

Continued on next page...

Continued from previous page...

Atom-1	Atom-2	Interatomic distance (Å)	Clash overlap (Å)
19:CT:53:MET:HA	19:CT:56:ILE:CD1	2.45	0.45
33:D1:26:LYS:HB3	33:D1:52:LYS:HZ2	1.81	0.45
36:D2:13:ASN:O	36:D2:17:GLY:HA3	2.17	0.45
23:DB:1144:A:O2'	23:DB:1145:C:H5'	2.16	0.45
23:DB:1439:A:N3	23:DB:1553:A:C6	2.85	0.45
23:DB:2513:A:H2'	23:DB:2514:U:C6	2.52	0.45
23:DB:2515:C:O2'	23:DB:2516:A:H5'	2.17	0.45
23:DB:263:G:H2'	23:DB:264:C:O4'	2.16	0.45
23:DB:2888:C:H2'	23:DB:2889:C:H6	1.82	0.45
23:DB:361:G:HO2'	23:DB:362:A:C4'	2.30	0.45
23:DB:394:C:C2'	23:DB:395:U:H5'	2.46	0.45
23:DB:540:C:O2'	23:DB:541:A:H5'	2.16	0.45
23:DB:626:A:OP1	23:DB:654:A:N6	2.49	0.45
23:DB:814:C:H2'	23:DB:815:C:H6	1.82	0.45
25:DC:216:ARG:HE	25:DC:217:PRO:HD2	1.82	0.45
25:DC:245:THR:HG23	25:DC:249:VAL:HB	1.98	0.45
29:DE:48:THR:HG22	29:DE:86:ALA:HB3	1.98	0.45
29:DE:51:GLU:O	29:DE:52:VAL:C	2.53	0.45
47:DF:31:GLU:O	47:DF:32:LYS:O	2.34	0.45
48:DG:8:VAL:HG22	48:DG:51:PHE:HE2	1.82	0.45
48:DG:54:ARG:HD2	48:DG:57:TYR:CE1	2.51	0.45
24:DI:138:VAL:HG12	24:DI:139:VAL:N	2.31	0.45
24:DI:90:GLY:C	24:DI:92:PRO:HD3	2.37	0.45
37:DL:79:LEU:CG	37:DL:112:LEU:HA	2.43	0.45
43:DO:14:ALA:C	43:DO:16:ARG:H	2.20	0.45
1:CA:1432:G:H5'	28:DP:105:LYS:HG2	1.98	0.45
50:DT:36:LYS:O	50:DT:36:LYS:HD3	2.17	0.45
50:DT:49:LYS:HB2	50:DT:50:LEU:HD22	1.99	0.45
30:DY:57:GLU:OE1	30:DY:57:GLU:HA	2.16	0.45
1:AA:1127:G:O2'	1:AA:1128:C:H5'	2.17	0.45
1:AA:1283:U:H2'	1:AA:1284:C:H6	1.81	0.45
1:AA:222:C:H2'	1:AA:223:A:H8	1.81	0.45
1:AA:255:G:H2'	1:AA:256:U:C6	2.52	0.45
1:AA:286:C:H2'	1:AA:287:U:H6	1.82	0.45
1:AA:202:G:O2'	1:AA:468:A:H8	1.83	0.45
2:AC:149:LYS:HE2	2:AC:200:TRP:CZ3	2.52	0.45
3:AD:29:THR:HB	3:AD:30:LYS:HD3	1.97	0.45
5:AF:79:ARG:HH21	5:AF:87:SER:HB3	1.81	0.45
6:AG:68:VAL:CG2	6:AG:126:ALA:HB1	2.47	0.45
7:AH:118:ALA:HB3	7:AH:120:LEU:HD22	1.99	0.45
1:AA:688:G:H5'	10:AK:48:GLY:HA2	1.99	0.45

Continued on next page...

Continued from previous page...

Atom-1	Atom-2	Interatomic distance (Å)	Clash overlap (Å)
10:AK:75:GLU:N	10:AK:75:GLU:CD	2.70	0.45
12:AM:5:GLY:O	12:AM:6:ILE:HB	2.16	0.45
1:AA:265:G:H5'	16:AQ:65:PRO:O	2.17	0.45
23:BB:1119:U:H2'	23:BB:1120:G:H8	1.82	0.45
23:BB:1338:G:O2'	23:BB:1339:G:H5'	2.17	0.45
23:BB:1350:C:N4	23:BB:1382:G:O6	2.49	0.45
23:BB:1423:G:H2'	23:BB:1424:G:H8	1.82	0.45
23:BB:1449:G:O2'	23:BB:1450:G:H5'	2.17	0.45
23:BB:1463:C:H2'	23:BB:1464:G:H8	1.81	0.45
23:BB:1495:A:H2'	23:BB:1496:A:H8	1.81	0.45
23:BB:1765:U:H2'	23:BB:1766:G:C8	2.52	0.45
23:BB:215:G:H4'	23:BB:216:A:OP1	2.16	0.45
23:BB:2238:G:H4'	23:BB:2239:G:OP1	2.17	0.45
23:BB:2293:G:H2'	23:BB:2294:G:H8	1.81	0.45
23:BB:2849:U:H4'	23:BB:2850:A:O5'	2.17	0.45
23:BB:539:G:H2'	23:BB:540:C:H6	1.82	0.45
23:BB:62:U:H3'	23:BB:63:A:H8	1.76	0.45
23:BB:636:G:H3'	37:BL:128:THR:HG21	1.99	0.45
23:BB:6:A:H2'	23:BB:7:G:C8	2.52	0.45
23:BB:920:A:H2'	23:BB:921:C:C6	2.52	0.45
25:BC:209:ALA:HA	25:BC:212:TRP:CE2	2.52	0.45
26:BD:13:ARG:HH12	28:BP:74:GLN:NE2	2.14	0.45
26:BD:191:GLY:O	26:BD:192:ALA:HB3	2.16	0.45
29:BE:37:ALA:C	29:BE:39:ALA:N	2.69	0.45
23:BB:674:G:C4'	29:BE:69:ARG:HB3	2.45	0.45
47:BF:127:TYR:HB2	47:BF:155:ILE:HD13	1.99	0.45
40:BH:7:ASP:CA	40:BH:15:LEU:HD22	2.36	0.45
24:BI:72:THR:HG21	24:BI:111:THR:O	2.17	0.45
41:BJ:59:ALA:C	41:BJ:61:LYS:N	2.70	0.45
41:BJ:95:ARG:HD3	41:BJ:95:ARG:O	2.17	0.45
27:BK:11:ALA:O	27:BK:100:PHE:N	2.47	0.45
27:BK:19:VAL:CB	27:BK:41:ILE:HD11	2.46	0.45
27:BK:53:LYS:H	27:BK:53:LYS:HD3	1.82	0.45
37:BL:123:ARG:HD2	37:BL:124:GLY:N	2.31	0.45
38:BM:66:ARG:HB2	38:BM:101:VAL:HG13	1.97	0.45
42:BN:77:ALA:O	42:BN:81:ASN:HB2	2.17	0.45
28:BP:101:GLU:OE2	28:BP:101:GLU:N	2.50	0.45
44:BQ:91:ARG:HH12	49:BR:10:LYS:HA	1.81	0.45
44:BQ:60:TRP:CE2	44:BQ:93:ILE:HB	2.52	0.45
49:BR:40:MET:CG	49:BR:48:LYS:HA	2.47	0.45
49:BR:83:TYR:HE2	49:BR:85:LYS:HE3	1.81	0.45

Continued on next page...

Continued from previous page...

Atom-1	Atom-2	Interatomic distance (Å)	Clash overlap (Å)
39:BX:20:ASN:ND2	39:BX:20:ASN:N	2.65	0.45
39:BX:41:HIS:O	39:BX:44:LYS:HB3	2.16	0.45
1:CA:960:U:O3'	1:CA:1223:C:H4'	2.16	0.45
1:CA:1340:A:O2'	1:CA:1341:U:H5'	2.16	0.45
1:CA:398:U:H2'	1:CA:399:G:C8	2.52	0.45
1:CA:42:G:H2'	1:CA:43:C:C6	2.52	0.45
1:CA:602:A:H2'	1:CA:603:U:C6	2.51	0.45
1:CA:624:C:H2'	1:CA:625:U:H6	1.80	0.45
1:CA:719:C:H2'	17:CR:38:ILE:HD13	1.97	0.45
2:CC:156:LEU:HG	2:CC:163:ARG:O	2.17	0.45
3:CD:2:ARG:O	3:CD:3:TYR:HB3	2.17	0.45
6:CG:50:ALA:HB2	6:CG:57:GLU:CA	2.47	0.45
7:CH:17:GLN:HE21	7:CH:62:LEU:HB3	1.81	0.45
8:CI:119:LYS:C	8:CI:121:ARG:H	2.20	0.45
10:CK:75:GLU:CD	10:CK:75:GLU:N	2.69	0.45
11:CL:2:THR:O	11:CL:5:GLN:HB2	2.17	0.45
12:CM:78:ARG:HA	12:CM:81:ASP:OD2	2.17	0.45
13:CN:92:ILE:N	13:CN:92:ILE:HD12	2.32	0.45
17:CR:62:ARG:C	17:CR:63:TYR:HD2	2.20	0.45
34:D3:30:HIS:CD2	34:D3:31:ILE:N	2.85	0.45
53:D6:65:THR:HG23	53:D6:101:ILE:O	2.17	0.45
23:DB:1048:A:H8	23:DB:1048:A:P	2.40	0.45
23:DB:112:U:H2'	23:DB:113:U:H5'	1.99	0.45
23:DB:1150:C:O2'	23:DB:1151:A:H5'	2.16	0.45
23:DB:1176:U:O5'	23:DB:1176:U:H6	2.00	0.45
23:DB:131:A:H2'	23:DB:132:G:H8	1.81	0.45
23:DB:1434:A:OP1	23:DB:1434:A:H4'	2.17	0.45
23:DB:1439:A:C5	23:DB:1552:A:N6	2.84	0.45
23:DB:1640:A:H2'	23:DB:1641:A:C8	2.51	0.45
23:DB:1649:G:HO2'	23:DB:1650:A:H5'	1.80	0.45
23:DB:1797:G:C6	23:DB:1823:G:C6	3.05	0.45
23:DB:1811:G:O2'	23:DB:1812:U:H5'	2.16	0.45
23:DB:2789:C:H2'	23:DB:2893:A:N7	2.32	0.45
23:DB:325:G:O2'	23:DB:326:G:H5'	2.15	0.45
23:DB:309:A:H1'	23:DB:329:G:N3	2.31	0.45
25:DC:159:THR:N	25:DC:194:VAL:CG1	2.80	0.45
25:DC:43:ASN:HD22	25:DC:44:ASN:N	2.15	0.45
26:DD:55:LYS:C	26:DD:57:ALA:H	2.20	0.45
29:DE:60:TRP:HB3	29:DE:61:ARG:H	1.33	0.45
48:DG:58:ALA:C	48:DG:60:GLY:N	2.70	0.45
24:DI:45:THR:O	24:DI:48:ILE:HG22	2.16	0.45

Continued on next page...

Continued from previous page...

Atom-1	Atom-2	Interatomic distance (Å)	Clash overlap (Å)
41:DJ:44:TYR:O	41:DJ:45:THR:CB	2.65	0.45
27:DK:35:VAL:CG2	27:DK:36:GLY:H	2.06	0.45
37:DL:127:VAL:HG22	37:DL:128:THR:N	2.31	0.45
38:DM:35:ALA:HB3	38:DM:100:LYS:H	1.82	0.45
43:DO:93:ASP:C	43:DO:95:SER:H	2.21	0.45
44:DQ:106:THR:O	44:DQ:109:VAL:HB	2.16	0.45
46:DU:64:ILE:HG13	46:DU:65:GLN:N	2.32	0.45
52:DW:59:PHE:HE2	52:DW:61:LYS:HA	1.81	0.45
30:DY:11:SER:OG	30:DY:13:ILE:HG13	2.16	0.45
51:DZ:69:ALA:HA	51:DZ:72:ARG:NH1	2.32	0.45
1:AA:1060:U:C5'	9:AJ:53:ILE:HG12	2.47	0.45
1:AA:1437:A:H2'	1:AA:1438:G:H8	1.81	0.45
1:AA:1463:U:OP1	28:BP:108:ARG:HD2	2.16	0.45
1:AA:1473:G:H2'	1:AA:1474:U:C6	2.51	0.45
1:AA:221:C:O2'	1:AA:222:C:H5'	2.17	0.45
1:AA:384:G:H2'	1:AA:385:C:H6	1.82	0.45
1:AA:468:A:H3'	1:AA:469:C:C6	2.52	0.45
1:AA:502:A:H2'	1:AA:503:C:O4'	2.16	0.45
1:AA:1073:U:O2'	20:AB:102:ASN:OD1	2.33	0.45
5:AF:3:HIS:CE1	5:AF:65:GLU:HG3	2.52	0.45
6:AG:146:ALA:C	10:AK:55:ARG:HH21	2.20	0.45
7:AH:17:GLN:HG2	7:AH:62:LEU:HD23	1.99	0.45
9:AJ:41:PRO:HG2	9:AJ:42:LEU:H	1.81	0.45
11:AL:19:ASN:HA	11:AL:19:ASN:HD22	1.52	0.45
13:AN:2:LYS:O	13:AN:6:LYS:HG3	2.17	0.45
14:AO:21:ASP:O	14:AO:23:GLY:N	2.47	0.45
32:B4:25:VAL:HG11	32:B4:35:GLN:NE2	2.32	0.45
23:BB:1491:G:H5'	25:BC:97:ASP:OD1	2.17	0.45
23:BB:161:A:C3'	23:BB:162:U:H5''	2.35	0.45
23:BB:1680:U:O2	23:BB:1763:G:H3'	2.16	0.45
23:BB:1915:U:H3'	23:BB:1916:A:C8	2.52	0.45
23:BB:2047:C:H2'	23:BB:2048:G:C8	2.51	0.45
23:BB:2586:U:H2'	23:BB:2587:A:H8	1.82	0.45
23:BB:2702:G:H2'	23:BB:2703:C:H6	1.82	0.45
23:BB:2861:U:H2'	23:BB:2862:G:C8	2.50	0.45
23:BB:664:G:O2'	23:BB:665:U:H5'	2.17	0.45
23:BB:693:A:O2'	23:BB:694:U:H5'	2.16	0.45
23:BB:780:G:N2	23:BB:783:A:H62	2.15	0.45
23:BB:806:C:O2'	23:BB:2445:G:H4'	2.16	0.45
23:BB:838:C:C2	23:BB:941:A:C6	3.05	0.45
25:BC:140:VAL:CG2	25:BC:163:ILE:HG12	2.47	0.45

Continued on next page...

Continued from previous page...

Atom-1	Atom-2	Interatomic distance (Å)	Clash overlap (Å)
25:BC:43:ASN:HD22	25:BC:44:ASN:H	1.60	0.45
26:BD:159:LYS:HZ2	26:BD:160:LYS:N	2.14	0.45
29:BE:1:MET:HB3	29:BE:14:VAL:HG23	1.99	0.45
47:BF:131:VAL:C	47:BF:133:GLU:H	2.19	0.45
48:BG:154:GLU:CG	48:BG:156:TYR:HB2	2.47	0.45
48:BG:15:ASP:CB	48:BG:26:LYS:H	2.16	0.45
48:BG:44:HIS:O	48:BG:46:ASP:N	2.49	0.45
24:BI:14:ALA:HA	24:BI:45:THR:HG21	1.97	0.45
27:BK:39:ILE:HD13	27:BK:60:ALA:O	2.16	0.45
37:BL:91:ASP:HA	37:BL:123:ARG:HB3	1.97	0.45
37:BL:142:ILE:HD12	37:BL:142:ILE:N	2.32	0.45
38:BM:23:GLY:O	38:BM:101:VAL:HG12	2.17	0.45
42:BN:24:MET:CE	42:BN:44:LEU:HB2	2.47	0.45
52:BW:23:LYS:HD2	52:BW:24:ARG:H	1.79	0.45
30:BY:56:VAL:HG12	30:BY:57:GLU:H	1.82	0.45
1:CA:1054:C:H1'	1:CA:1196:A:C4	2.51	0.45
1:CA:215:C:O2'	1:CA:216:U:H5'	2.17	0.45
1:CA:389:A:H2'	1:CA:389:A:N3	2.32	0.45
1:CA:669:G:O2'	1:CA:670:G:H5'	2.17	0.45
1:CA:778:G:H2'	1:CA:779:C:H6	1.80	0.45
1:CA:778:G:H2'	1:CA:779:C:C6	2.52	0.45
1:CA:82:G:O2'	1:CA:83:C:H5'	2.16	0.45
2:CC:125:ARG:O	2:CC:126:ARG:HB2	2.17	0.45
3:CD:29:THR:HB	3:CD:30:LYS:HD3	1.98	0.45
8:CI:24:ASN:CG	8:CI:25:GLY:N	2.69	0.45
8:CI:41:GLU:C	8:CI:43:ALA:N	2.70	0.45
10:CK:28:ASN:ND2	10:CK:56:LYS:HD2	2.32	0.45
10:CK:13:LYS:HD2	10:CK:76:TYR:HE2	1.81	0.45
11:CL:54:VAL:CG2	11:CL:79:ILE:HD11	2.47	0.45
13:CN:52:ARG:C	13:CN:54:SER:N	2.70	0.45
23:DB:1201:U:H2'	23:DB:1202:G:C8	2.52	0.45
23:DB:1281:G:O2'	23:DB:1282:U:H5'	2.17	0.45
23:DB:1468:U:H2'	23:DB:1522:A:H61	1.81	0.45
23:DB:1731:G:O2'	23:DB:1732:C:H5''	2.17	0.45
1:CA:1408:A:H5'	23:DB:1912:A:N6	2.32	0.45
23:DB:2019:A:H4'	44:DQ:33:VAL:HG11	1.98	0.45
23:DB:208:C:H2'	23:DB:209:C:C6	2.51	0.45
23:DB:2428:G:H5''	23:DB:2429:G:OP1	2.17	0.45
23:DB:2515:C:P	41:DJ:81:ILE:HD11	2.57	0.45
23:DB:2702:G:H2'	23:DB:2703:C:H6	1.81	0.45
23:DB:2846:G:OP1	28:DP:51:ASN:HB2	2.17	0.45

Continued on next page...

Continued from previous page...

Atom-1	Atom-2	Interatomic distance (Å)	Clash overlap (Å)
23:DB:850:U:O3'	30:DY:22:THR:HG22	2.17	0.45
23:DB:928:A:H2'	23:DB:929:U:C6	2.51	0.45
25:DC:94:LEU:HA	25:DC:100:ARG:HB3	1.98	0.45
26:DD:16:THR:HG22	26:DD:17:GLU:N	2.32	0.45
23:DB:320:A:OP1	29:DE:130:LYS:HE3	2.17	0.45
23:DB:468:G:H5''	29:DE:55:SER:HB2	1.98	0.45
23:DB:1257:C:H5'	29:DE:78:TRP:CH2	2.51	0.45
48:DG:43:LYS:O	48:DG:50:THR:N	2.49	0.45
40:DH:4:ILE:CD1	40:DH:44:ILE:HG22	2.47	0.45
41:DJ:59:ALA:C	41:DJ:61:LYS:N	2.70	0.45
27:DK:5:GLN:HA	27:DK:20:MET:SD	2.57	0.45
37:DL:57:LEU:HA	37:DL:60:ARG:HE	1.82	0.45
43:DO:30:ARG:HG3	43:DO:30:ARG:NH1	2.32	0.45
49:DR:72:VAL:CG2	49:DR:89:HIS:HB3	2.46	0.45
49:DR:91:GLN:HG3	49:DR:92:TRP:N	2.32	0.45
45:DS:74:ILE:HD12	45:DS:104:THR:O	2.16	0.45
50:DT:18:GLU:O	50:DT:20:ALA:N	2.48	0.45
50:DT:55:VAL:HG22	50:DT:87:LEU:HD23	1.99	0.45
35:DV:51:GLN:NE2	35:DV:79:ARG:HH22	2.14	0.45
51:DZ:33:LEU:O	51:DZ:34:HIS:CG	2.70	0.45
51:DZ:63:GLY:O	51:DZ:66:THR:N	2.50	0.45
1:AA:113:G:H2'	1:AA:114:U:H6	1.81	0.45
1:AA:1242:G:H2'	1:AA:1243:C:C6	2.53	0.45
1:AA:1317:C:OP1	13:AN:56:PRO:HD2	2.16	0.45
1:AA:1350:A:H2'	1:AA:1351:U:C6	2.51	0.45
1:AA:1515:G:O2'	1:AA:1516:G:H5'	2.16	0.45
1:AA:203:G:H1'	1:AA:465:A:N6	2.31	0.45
1:AA:508:U:H1'	1:AA:509:A:N7	2.32	0.45
1:AA:737:C:O2'	1:AA:738:C:H5'	2.17	0.45
1:AA:947:G:H2'	1:AA:948:C:C6	2.52	0.45
1:AA:958:A:N6	18:AS:53:GLY:HA3	2.29	0.45
20:AB:48:MET:HG2	20:AB:48:MET:H	1.36	0.45
2:AC:142:ARG:C	2:AC:144:GLY:H	2.20	0.45
2:AC:171:ARG:NH1	2:AC:171:ARG:HB2	2.32	0.45
3:AD:29:THR:CG2	3:AD:30:LYS:HD3	2.48	0.45
4:AE:57:ALA:O	4:AE:61:LYS:HG2	2.17	0.45
5:AF:97:THR:O	5:AF:98:GLU:CD	2.55	0.45
8:AI:24:ASN:CG	8:AI:25:GLY:N	2.70	0.45
12:AM:70:ARG:HH12	47:BF:112:ASP:CG	2.21	0.45
16:AQ:45:VAL:HA	16:AQ:72:TRP:O	2.17	0.45
17:AR:59:LYS:O	17:AR:62:ARG:HB2	2.16	0.45

Continued on next page...

Continued from previous page...

Atom-1	Atom-2	Interatomic distance (Å)	Clash overlap (Å)
18:AS:58:PRO:O	18:AS:59:VAL:HG13	2.17	0.45
19:AT:38:ILE:HD13	19:AT:85:LEU:HD13	1.99	0.45
21:AU:13:VAL:O	21:AU:13:VAL:HG13	2.17	0.45
31:B0:30:ASP:HB3	31:B0:33:SER:O	2.17	0.45
23:BB:651:G:OP1	34:B3:18:LYS:HG3	2.16	0.45
22:BA:37:C:H2'	22:BA:38:C:O4'	2.17	0.45
22:BA:9:G:OP1	43:BO:25:ARG:NH1	2.50	0.45
23:BB:1249:U:O4'	44:BQ:3:VAL:HG21	2.16	0.45
23:BB:1719:G:O2'	23:BB:1720:U:H5'	2.17	0.45
23:BB:2399:G:H2'	23:BB:2400:G:H8	1.82	0.45
23:BB:250:G:H2'	23:BB:251:A:C8	2.52	0.45
23:BB:259:G:H2'	23:BB:260:G:H8	1.82	0.45
23:BB:264:C:C2'	23:BB:265:A:H5''	2.47	0.45
23:BB:2708:G:O2'	23:BB:2709:G:H5'	2.17	0.45
23:BB:2708:G:H2'	23:BB:2709:G:H8	1.82	0.45
23:BB:2720:U:H2'	23:BB:2721:A:C8	2.51	0.45
23:BB:39:G:H2'	23:BB:40:U:C6	2.52	0.45
23:BB:90:U:H2'	23:BB:91:A:C2	2.52	0.45
23:BB:970:U:H1'	23:BB:985:C:P	2.57	0.45
5:AF:80:PHE:HE1	25:BC:123:ILE:HD13	1.82	0.45
25:BC:15:VAL:HG22	25:BC:204:LEU:O	2.16	0.45
26:BD:158:GLY:O	26:BD:160:LYS:N	2.50	0.45
26:BD:4:LEU:HD22	26:BD:4:LEU:N	2.32	0.45
29:BE:150:THR:HG21	29:BE:153:LEU:CA	2.44	0.45
47:BF:131:VAL:O	47:BF:132:ARG:HB2	2.17	0.45
47:BF:59:ILE:HG13	47:BF:59:ILE:H	1.51	0.45
40:BH:25:TYR:CD2	40:BH:30:LEU:HD11	2.52	0.45
40:BH:50:ARG:O	40:BH:54:LEU:HD21	2.17	0.45
40:BH:49:ALA:O	40:BH:53:GLU:HB2	2.17	0.45
24:BI:19:PRO:HB2	24:BI:22:PRO:HD2	1.99	0.45
41:BJ:25:LEU:O	41:BJ:27:ARG:N	2.46	0.45
27:BK:87:LEU:HD12	27:BK:92:GLU:HA	1.99	0.45
23:BB:833:A:H1'	37:BL:52:GLY:N	2.31	0.45
38:BM:57:VAL:O	38:BM:59:ARG:N	2.45	0.45
1:AA:1441:A:C2	28:BP:113:LEU:HD22	2.51	0.45
44:BQ:63:ARG:CZ	44:BQ:96:ASP:HA	2.47	0.45
45:BS:13:SER:HB3	45:BS:16:LYS:HE3	1.99	0.45
23:BB:2013:A:N3	45:BS:88:ARG:NH1	2.65	0.45
46:BU:73:ASN:HB3	46:BU:95:PHE:CE2	2.52	0.45
35:BV:42:LEU:HD11	35:BV:89:ILE:HD11	1.99	0.45
52:BW:16:GLU:N	52:BW:16:GLU:CD	2.70	0.45

Continued on next page...

Continued from previous page...

Atom-1	Atom-2	Interatomic distance (Å)	Clash overlap (Å)
52:BW:75:ASN:O	52:BW:76:ARG:HB2	2.17	0.45
30:BY:23:LEU:CD1	30:BY:28:LEU:HB2	2.47	0.45
1:CA:186:C:H2'	1:CA:187:G:O4'	2.17	0.45
1:CA:213:G:C8	1:CA:214:C:C5	3.05	0.45
1:CA:784:A:H2'	1:CA:785:G:H8	1.82	0.45
1:CA:900:A:O2'	1:CA:901:A:H5'	2.15	0.45
20:CB:40:ILE:HD13	20:CB:201:GLY:CA	2.46	0.45
20:CB:57:ASN:HA	20:CB:60:ALA:HB3	1.98	0.45
5:CF:3:HIS:CD2	5:CF:92:THR:HG23	2.52	0.45
5:CF:81:ASN:O	5:CF:82:ASP:C	2.55	0.45
6:CG:145:GLU:C	6:CG:148:LYS:H	2.20	0.45
8:CI:103:VAL:HG23	8:CI:104:THR:N	2.32	0.45
8:CI:11:ARG:HA	8:CI:105:ARG:CZ	2.46	0.45
8:CI:29:ILE:HG12	8:CI:64:ILE:HB	1.97	0.45
12:CM:90:HIS:CE1	12:CM:96:VAL:HG21	2.52	0.45
21:CU:24:LYS:HE2	21:CU:25:ALA:HB2	1.99	0.45
23:DB:1111:A:OP2	23:DB:1111:A:H3'	2.17	0.45
23:DB:931:U:C4	23:DB:1167:C:H1'	2.52	0.45
23:DB:1210:G:N3	23:DB:1212:G:N2	2.65	0.45
23:DB:1322:A:C2'	23:DB:1323:C:H5'	2.47	0.45
23:DB:1568:G:H4'	25:DC:58:LYS:CB	2.47	0.45
23:DB:173:A:H2'	23:DB:174:U:H6	1.82	0.45
23:DB:1877:A:H2'	23:DB:1878:G:O4'	2.17	0.45
23:DB:220:G:H1	23:DB:427:U:H2'	1.81	0.45
23:DB:244:A:H1'	23:DB:255:A:N6	2.32	0.45
23:DB:2693:G:H2'	23:DB:2694:G:C8	2.50	0.45
23:DB:274:C:O5'	23:DB:274:C:H6	2.00	0.45
23:DB:2836:U:H2'	23:DB:2837:A:C8	2.52	0.45
23:DB:282:A:H2'	23:DB:283:G:O4'	2.17	0.45
23:DB:416:U:H2'	23:DB:417:C:C6	2.52	0.45
23:DB:596:U:H2'	23:DB:597:G:H8	1.82	0.45
23:DB:713:G:O2'	23:DB:714:U:H5'	2.18	0.45
23:DB:841:G:O2'	23:DB:842:U:H5'	2.16	0.45
23:DB:972:A:C3'	23:DB:973:A:H5''	2.36	0.45
26:DD:56:LYS:CD	26:DD:58:ASN:HB3	2.47	0.45
47:DF:147:ARG:HB3	47:DF:147:ARG:CZ	2.46	0.45
40:DH:99:ILE:O	40:DH:103:VAL:HG12	2.16	0.45
23:DB:1098:A:O5'	24:DI:3:LYS:CG	2.64	0.45
24:DI:57:VAL:HG23	24:DI:71:LYS:HZ1	1.82	0.45
41:DJ:40:HIS:ND1	41:DJ:41:LYS:HG3	2.32	0.45
41:DJ:45:THR:H	41:DJ:46:PRO:CD	2.25	0.45

Continued on next page...

Continued from previous page...

Atom-1	Atom-2	Interatomic distance (Å)	Clash overlap (Å)
27:DK:112:PHE:O	27:DK:113:MET:C	2.55	0.45
37:DL:3:LEU:O	37:DL:5:THR:HG23	2.17	0.45
42:DN:8:ARG:HB3	42:DN:43:GLU:OE2	2.17	0.45
42:DN:90:ARG:HB3	42:DN:94:TYR:CE1	2.52	0.45
46:DU:23:LYS:HD2	46:DU:23:LYS:N	2.32	0.45
35:DV:80:HIS:CG	35:DV:83:LYS:HB2	2.52	0.45
30:DY:37:ARG:HG2	30:DY:43:ILE:HD11	1.97	0.45
30:DY:56:VAL:HG12	30:DY:57:GLU:H	1.81	0.45
1:AA:1014:A:H5''	18:AS:13:HIS:HB3	1.98	0.44
1:AA:1166:G:N1	1:AA:1169:A:OP2	2.50	0.44
1:AA:1291:U:O2'	1:AA:1292:G:H5'	2.17	0.44
1:AA:1309:G:H2'	1:AA:1310:G:H8	1.81	0.44
1:AA:222:C:H2'	1:AA:223:A:C8	2.52	0.44
1:AA:596:A:H2'	1:AA:597:G:H8	1.82	0.44
4:AE:93:VAL:HG22	4:AE:126:ALA:CB	2.47	0.44
5:AF:11:HIS:CG	5:AF:12:PRO:HD2	2.52	0.44
5:AF:3:HIS:CD2	5:AF:92:THR:HG23	2.52	0.44
6:AG:68:VAL:CG1	6:AG:133:ALA:HB1	2.47	0.44
7:AH:110:MET:SD	7:AH:115:ALA:HB2	2.57	0.44
7:AH:17:GLN:HE21	7:AH:62:LEU:HB3	1.82	0.44
8:AI:83:THR:HA	8:AI:86:LEU:HD22	1.99	0.44
1:AA:947:G:H4'	12:AM:107:THR:OG1	2.17	0.44
17:AR:38:ILE:HG23	17:AR:62:ARG:NH2	2.32	0.44
32:B4:22:VAL:HB	32:B4:24:ARG:NE	2.31	0.44
22:BA:17:C:O2'	22:BA:18:G:H5'	2.17	0.44
23:BB:1510:G:O2'	23:BB:1511:G:H5'	2.18	0.44
23:BB:1553:A:HO2'	23:BB:1554:U:H2'	1.81	0.44
23:BB:1584:U:O5'	23:BB:1584:U:H6	2.00	0.44
23:BB:1689:A:O2'	23:BB:1690:A:H5'	2.18	0.44
23:BB:202:U:H2'	23:BB:203:A:O4'	2.16	0.44
23:BB:2097:A:H2'	23:BB:2098:U:H6	1.82	0.44
23:BB:2630:G:H2'	23:BB:2631:G:H8	1.82	0.44
23:BB:627:A:H4'	23:BB:628:G:OP1	2.17	0.44
23:BB:642:U:H2'	23:BB:644:A:OP2	2.17	0.44
23:BB:655:A:H4'	23:BB:656:G:OP1	2.16	0.44
23:BB:78:U:H2'	23:BB:79:C:H6	1.79	0.44
23:BB:82:U:H2'	23:BB:83:A:O4'	2.17	0.44
23:BB:840:C:H2'	23:BB:841:G:C8	2.52	0.44
23:BB:973:A:OP1	23:BB:973:A:H8	2.00	0.44
26:BD:16:THR:HG22	26:BD:17:GLU:H	1.82	0.44
26:BD:4:LEU:HD21	26:BD:100:LEU:CB	2.47	0.44

Continued on next page...

Continued from previous page...

Atom-1	Atom-2	Interatomic distance (Å)	Clash overlap (Å)
29:BE:88:ARG:HB3	29:BE:89:PRO:HD2	1.99	0.44
47:BF:74:ALA:HB3	47:BF:78:ILE:HD13	1.99	0.44
40:BH:105:ALA:C	40:BH:107:GLY:H	2.21	0.44
38:BM:35:ALA:HB3	38:BM:100:LYS:H	1.82	0.44
42:BN:12:ARG:HG3	42:BN:13:ASN:N	2.30	0.44
49:BR:25:LEU:H	49:BR:94:THR:HG21	1.82	0.44
50:BT:49:LYS:HB2	50:BT:50:LEU:HD22	1.98	0.44
46:BU:53:GLN:N	46:BU:54:PRO:CD	2.80	0.44
22:BA:98:G:N1	35:BV:14:LYS:HB2	2.32	0.44
1:CA:1034:G:C2'	1:CA:1035:A:H5'	2.47	0.44
1:CA:1306:A:H61	1:CA:1331:G:H1'	1.82	0.44
1:CA:1503:A:C8	1:CA:1531:A:H1'	2.52	0.44
1:CA:205:A:H2'	1:CA:206:C:H6	1.81	0.44
1:CA:696:A:H2'	1:CA:697:U:H6	1.81	0.44
2:CC:148:ILE:O	2:CC:168:ARG:HG2	2.17	0.44
3:CD:106:PHE:CG	3:CD:144:ILE:HD11	2.52	0.44
3:CD:10:LEU:HD12	3:CD:20:LEU:CD1	2.47	0.44
7:CH:113:ARG:HE	7:CH:113:ARG:C	2.21	0.44
7:CH:65:PHE:CG	7:CH:66:GLN:N	2.85	0.44
10:CK:108:ASN:ND2	21:CU:6:ARG:HB2	2.32	0.44
1:CA:693:G:P	10:CK:126:ARG:HH12	2.38	0.44
13:CN:60:ARG:CG	13:CN:62:ARG:HE	2.29	0.44
1:CA:1320:C:H41	18:CS:36:ARG:HB3	1.82	0.44
19:CT:49:ALA:HA	19:CT:52:GLU:OE2	2.17	0.44
53:D6:45:TYR:CE2	53:D6:75:ALA:HB2	2.52	0.44
53:D6:65:THR:HG22	53:D6:66:LEU:N	2.31	0.44
23:DB:1083:U:H1'	23:DB:1086:A:H61	1.81	0.44
23:DB:1190:G:O2'	23:DB:1191:G:H5'	2.17	0.44
23:DB:1507:C:H2'	23:DB:1508:A:H4'	1.99	0.44
23:DB:1599:U:H2'	23:DB:1600:C:H6	1.78	0.44
23:DB:1713:A:H4'	23:DB:1714:U:OP2	2.17	0.44
23:DB:1722:A:N6	23:DB:1738:G:H1'	2.32	0.44
23:DB:2232:C:O2'	23:DB:2233:U:H5'	2.17	0.44
23:DB:2330:G:H21	52:DW:38:ARG:HA	1.80	0.44
23:DB:2545:G:O2'	23:DB:2546:U:H5'	2.17	0.44
23:DB:2798:U:H4'	23:DB:2800:A:N1	2.32	0.44
23:DB:2899:A:H2'	23:DB:2900:A:H8	1.82	0.44
23:DB:593:U:H2'	23:DB:594:U:H6	1.80	0.44
23:DB:850:U:H2'	23:DB:851:C:H6	1.82	0.44
23:DB:951:C:O2'	23:DB:952:G:H5'	2.17	0.44
25:DC:80:LEU:HD22	25:DC:109:LEU:HD12	1.98	0.44

Continued on next page...

Continued from previous page...

Atom-1	Atom-2	Interatomic distance (Å)	Clash overlap (Å)
25:DC:146:LYS:HG2	25:DC:147:PRO:HD2	1.99	0.44
25:DC:149:LYS:HD3	25:DC:152:GLN:HE22	1.82	0.44
29:DE:4:VAL:C	29:DE:6:LYS:H	2.20	0.44
48:DG:112:VAL:HG13	48:DG:150:TYR:CE2	2.52	0.44
27:DK:71:ARG:O	27:DK:72:PRO:C	2.55	0.44
27:DK:85:VAL:HG21	27:DK:115:ILE:HD11	2.00	0.44
38:DM:38:ARG:CA	38:DM:98:PRO:HD3	2.47	0.44
42:DN:45:ARG:O	42:DN:49:GLU:HG3	2.17	0.44
44:DQ:59:LEU:O	44:DQ:62:ALA:HB3	2.17	0.44
44:DQ:83:LYS:HZ2	44:DQ:83:LYS:HA	1.82	0.44
49:DR:26:ASP:O	49:DR:27:ILE:HD13	2.17	0.44
23:DB:485:C:HO2'	45:DS:60:HIS:HE2	1.65	0.44
45:DS:25:ARG:HE	45:DS:74:ILE:HG23	1.82	0.44
35:DV:14:LYS:CE	35:DV:18:ARG:HH21	2.31	0.44
52:DW:59:PHE:O	52:DW:60:ALA:CB	2.65	0.44
39:DX:49:ASP:O	39:DX:50:VAL:C	2.54	0.44
1:AA:125:U:H2'	1:AA:126:G:C8	2.52	0.44
1:AA:154:U:H2'	1:AA:155:A:H8	1.80	0.44
1:AA:458:U:H2'	1:AA:459:A:H8	1.82	0.44
1:AA:483:C:H2'	1:AA:484:G:N7	2.32	0.44
1:AA:861:G:H2'	1:AA:862:C:H6	1.82	0.44
20:AB:119:GLN:C	20:AB:125:PHE:HB3	2.37	0.44
2:AC:76:ILE:HA	2:AC:83:VAL:CG2	2.29	0.44
3:AD:78:ALA:O	3:AD:85:THR:HA	2.18	0.44
1:AA:878:A:H1'	7:AH:3:GLN:OE1	2.17	0.44
14:AO:71:LYS:HB2	14:AO:78:TYR:CG	2.52	0.44
21:AU:33:ARG:CZ	21:AU:34:ARG:HG2	2.47	0.44
33:B1:26:LYS:HB2	33:B1:52:LYS:HD2	1.99	0.44
53:B6:123:GLU:O	53:B6:124:GLU:C	2.54	0.44
53:B6:30:THR:CB	53:B6:183:ILE:HG12	2.47	0.44
53:B6:39:LEU:O	53:B6:53:ASN:ND2	2.50	0.44
23:BB:1109:C:H3'	23:BB:1110:G:C8	2.52	0.44
23:BB:1258:U:H2'	23:BB:1259:G:H8	1.81	0.44
23:BB:125:A:H3'	23:BB:126:A:C5'	2.47	0.44
23:BB:1444:G:H2'	23:BB:1445:G:H8	1.82	0.44
23:BB:1476:U:HO2'	23:BB:1477:A:H8	1.64	0.44
23:BB:1528:A:H2'	23:BB:1529:G:O4'	2.17	0.44
23:BB:151:C:O2'	23:BB:152:A:H5'	2.18	0.44
23:BB:1993:U:H4'	26:BD:133:THR:HG22	1.98	0.44
23:BB:2030:A:H4'	23:BB:2031:A:H5'	2.00	0.44
23:BB:2135:A:H3'	23:BB:2136:G:C8	2.49	0.44

Continued on next page...

Continued from previous page...

Atom-1	Atom-2	Interatomic distance (Å)	Clash overlap (Å)
23:BB:2149:U:O2'	23:BB:2150:C:H5'	2.17	0.44
23:BB:2217:G:O2'	23:BB:2218:G:H5'	2.16	0.44
23:BB:2467:C:O2'	23:BB:2468:A:H5'	2.17	0.44
23:BB:2636:C:O5'	26:BD:81:GLU:HB2	2.17	0.44
23:BB:270:A:OP1	23:BB:271:G:H5'	2.17	0.44
23:BB:2812:G:H2'	23:BB:2813:A:O4'	2.17	0.44
23:BB:626:A:OP1	23:BB:654:A:N6	2.49	0.44
23:BB:672:C:O2'	23:BB:673:C:H5'	2.16	0.44
23:BB:828:U:H4'	23:BB:831:G:H1	1.80	0.44
23:BB:975:A:H1'	23:BB:990:A:C2	2.53	0.44
25:BC:141:HIS:HB2	25:BC:192:GLY:O	2.17	0.44
25:BC:43:ASN:N	25:BC:47:ARG:O	2.50	0.44
26:BD:107:VAL:CG1	26:BD:108:ASP:N	2.80	0.44
26:BD:108:ASP:OD2	26:BD:206:ALA:HA	2.17	0.44
47:BF:14:LYS:O	47:BF:18:GLU:HB2	2.17	0.44
48:BG:46:ASP:N	48:BG:46:ASP:OD2	2.50	0.44
48:BG:90:GLY:HA2	48:BG:159:LYS:HE2	1.98	0.44
24:BI:12:VAL:HG23	24:BI:41:PHE:CE2	2.53	0.44
23:BB:1203:U:C4'	37:BL:3:LEU:HD12	2.44	0.44
43:BO:93:ASP:C	43:BO:95:SER:H	2.20	0.44
46:BU:85:ARG:CD	46:BU:86:PHE:H	2.20	0.44
52:BW:59:PHE:HE2	52:BW:61:LYS:HA	1.81	0.44
1:CA:1469:C:H2'	1:CA:1470:U:O4'	2.16	0.44
1:CA:1473:G:H2'	1:CA:1474:U:C6	2.52	0.44
1:CA:552:U:H4'	11:CL:82:ARG:HG2	1.99	0.44
20:CB:15:PHE:HD1	20:CB:16:GLY:N	2.16	0.44
4:CE:144:GLU:HG2	4:CE:144:GLU:O	2.16	0.44
8:CI:10:ARG:HB3	8:CI:15:ALA:HA	1.99	0.44
9:CJ:22:THR:O	9:CJ:26:VAL:HG23	2.17	0.44
12:CM:87:GLY:HA2	12:CM:90:HIS:HD2	1.82	0.44
15:CP:61:VAL:CA	15:CP:65:ALA:HB3	2.47	0.44
16:CQ:61:ARG:HG2	16:CQ:61:ARG:HH11	1.82	0.44
17:CR:63:TYR:HD2	17:CR:63:TYR:N	2.15	0.44
33:D1:4:ILE:HB	33:D1:27:ARG:HG3	1.98	0.44
23:DB:2360:G:OP1	34:D3:50:SER:HB3	2.17	0.44
53:D6:31:GLY:HA2	53:D6:106:LEU:HD22	2.00	0.44
23:DB:1039:A:H2'	23:DB:1040:A:H8	1.81	0.44
23:DB:1099:G:O2'	23:DB:1100:C:H5'	2.18	0.44
23:DB:1159:U:O2'	23:DB:1160:G:H5'	2.17	0.44
23:DB:819:A:OP2	23:DB:1187:G:N2	2.47	0.44
23:DB:1241:A:H2'	23:DB:1242:U:C5'	2.44	0.44

Continued on next page...

Continued from previous page...

Atom-1	Atom-2	Interatomic distance (Å)	Clash overlap (Å)
23:DB:1252:G:H1	44:DQ:36:GLN:CD	2.21	0.44
23:DB:1484:U:H2'	23:DB:1485:U:H6	1.82	0.44
23:DB:1661:G:O2'	23:DB:1662:U:H5'	2.17	0.44
23:DB:1820:U:H4'	23:DB:1821:A:OP2	2.18	0.44
23:DB:1863:G:H2'	23:DB:1864:U:O4'	2.17	0.44
23:DB:2065:C:H2'	23:DB:2066:C:C6	2.52	0.44
23:DB:2188:U:H3'	23:DB:2189:U:H6	1.83	0.44
23:DB:2286:G:H5'	23:DB:2286:G:C8	2.52	0.44
23:DB:2808:G:O2'	23:DB:2809:A:H8	2.01	0.44
23:DB:280:U:H2'	23:DB:281:C:C5	2.52	0.44
23:DB:2852:G:H2'	23:DB:2853:C:H6	1.80	0.44
23:DB:753:A:H2'	23:DB:754:U:H6	1.81	0.44
23:DB:98:G:H22	46:DU:6:ARG:HH12	1.64	0.44
25:DC:90:ILE:HD11	25:DC:102:TYR:HB3	1.99	0.44
26:DD:116:LYS:HA	26:DD:116:LYS:HD3	1.87	0.44
29:DE:109:LEU:HD12	29:DE:112:LEU:HD12	1.98	0.44
29:DE:1:MET:HB2	29:DE:16:GLU:HA	1.99	0.44
47:DF:45:ASP:O	47:DF:47:LYS:HD3	2.17	0.44
48:DG:118:ALA:C	48:DG:120:ILE:H	2.19	0.44
48:DG:83:THR:C	48:DG:84:LYS:HD3	2.37	0.44
27:DK:25:LEU:HD12	27:DK:39:ILE:HA	1.99	0.44
37:DL:92:LEU:HD22	37:DL:124:GLY:HA3	1.97	0.44
38:DM:26:VAL:HG22	38:DM:133:LYS:HA	1.99	0.44
44:DQ:109:VAL:CG1	44:DQ:113:LYS:HE3	2.47	0.44
45:DS:36:LEU:HB3	45:DS:48:LYS:HB2	1.99	0.44
46:DU:41:VAL:N	46:DU:60:LYS:O	2.50	0.44
30:DY:16:LEU:N	30:DY:16:LEU:HD22	2.16	0.44
51:DZ:39:TRP:HA	51:DZ:46:PHE:HD2	1.82	0.44
1:AA:1121:U:H2'	1:AA:1122:U:O4'	2.17	0.44
1:AA:137:U:H2'	1:AA:138:G:H8	1.82	0.44
1:AA:237:G:O2'	1:AA:238:A:H5'	2.18	0.44
1:AA:63:C:H2'	1:AA:64:G:H5'	2.00	0.44
1:AA:825:A:H2'	1:AA:826:C:H6	1.81	0.44
20:AB:126:ASP:O	20:AB:127:LYS:HD2	2.17	0.44
20:AB:68:PHE:CE1	20:AB:88:GLN:HB3	2.51	0.44
13:AN:26:LEU:HD12	13:AN:44:VAL:CG1	2.48	0.44
10:AK:125:LYS:O	21:AU:33:ARG:CZ	2.65	0.44
33:B1:35:LEU:HD23	33:B1:35:LEU:N	2.32	0.44
33:B1:39:ASP:O	33:B1:43:ARG:N	2.51	0.44
23:BB:1210:G:N3	23:BB:1212:G:N2	2.65	0.44
23:BB:1439:A:N3	23:BB:1553:A:C6	2.86	0.44

Continued on next page...

Continued from previous page...

Atom-1	Atom-2	Interatomic distance (Å)	Clash overlap (Å)
23:BB:1795:C:O2'	23:BB:1796:U:H5'	2.18	0.44
23:BB:1885:A:H2'	23:BB:1886:U:O4'	2.18	0.44
23:BB:2210:U:N3	23:BB:2212:A:N7	2.65	0.44
23:BB:2370:G:H2'	23:BB:2371:G:O4'	2.17	0.44
23:BB:2795:C:H2'	23:BB:2796:U:C1'	2.47	0.44
23:BB:2803:G:O2'	23:BB:2804:U:H5'	2.17	0.44
23:BB:2856:A:H2'	23:BB:2857:G:H8	1.83	0.44
23:BB:285:G:O2'	23:BB:286:U:H5'	2.17	0.44
23:BB:31:C:C2'	23:BB:32:C:H5'	2.47	0.44
23:BB:532:A:C2'	23:BB:532:A:N3	2.80	0.44
23:BB:55:G:H2'	23:BB:56:A:H8	1.82	0.44
23:BB:741:U:H2'	23:BB:742:A:H8	1.82	0.44
23:BB:729:G:C5	25:BC:206:LYS:HB2	2.52	0.44
25:BC:245:THR:OG1	25:BC:249:VAL:HG23	2.17	0.44
25:BC:28:PRO:O	25:BC:30:ALA:N	2.50	0.44
26:BD:55:LYS:H	26:BD:76:GLY:H	1.65	0.44
26:BD:83:ARG:HH21	26:BD:83:ARG:HG3	1.83	0.44
22:BA:42:C:O2'	47:BF:91:ARG:NH1	2.51	0.44
23:BB:1081:U:C5'	24:BI:126:ARG:HD2	2.47	0.44
41:BJ:12:LYS:H	41:BJ:12:LYS:HG2	1.68	0.44
27:BK:47:ILE:HG23	27:BK:48:PRO:N	2.31	0.44
38:BM:31:PHE:HB3	38:BM:130:PHE:CZ	2.52	0.44
38:BM:66:ARG:HB2	38:BM:101:VAL:O	2.17	0.44
28:BP:62:LYS:O	28:BP:63:ILE:HB	2.18	0.44
44:BQ:40:LYS:HA	44:BQ:43:GLN:OE1	2.17	0.44
44:BQ:55:GLN:O	44:BQ:59:LEU:HB2	2.17	0.44
45:BS:71:VAL:HG22	45:BS:71:VAL:O	2.17	0.44
23:BB:142:A:O2'	50:BT:3:ARG:NH1	2.51	0.44
50:BT:69:ARG:NE	50:BT:69:ARG:HA	2.31	0.44
35:BV:80:HIS:HD2	35:BV:83:LYS:H	1.66	0.44
30:BY:7:THR:HA	30:BY:34:THR:HA	1.98	0.44
1:CA:1347:G:H22	1:CA:1373:G:H2'	1.79	0.44
1:CA:239:U:H6	1:CA:239:U:C5'	2.30	0.44
1:CA:36:C:O2'	1:CA:37:U:H5'	2.17	0.44
1:CA:392:C:H2'	1:CA:393:A:H8	1.82	0.44
1:CA:512:U:H2'	1:CA:513:C:C6	2.52	0.44
20:CB:147:LEU:O	20:CB:151:LYS:N	2.48	0.44
2:CC:54:ILE:HG12	2:CC:54:ILE:O	2.17	0.44
5:CF:97:THR:O	5:CF:98:GLU:CD	2.56	0.44
6:CG:121:ASN:ND2	6:CG:121:ASN:N	2.64	0.44
8:CI:27:ILE:HD13	8:CI:34:LEU:HD22	1.99	0.44

Continued on next page...

Continued from previous page...

Atom-1	Atom-2	Interatomic distance (Å)	Clash overlap (Å)
9:CJ:56:HIS:H	13:CN:80:ARG:HH22	1.66	0.44
11:CL:33:CYS:O	11:CL:75:GLU:O	2.35	0.44
1:CA:958:A:N6	18:CS:53:GLY:HA3	2.32	0.44
23:DB:1277:G:H2'	23:DB:1278:C:O4'	2.17	0.44
23:DB:1510:G:O2'	23:DB:1511:G:H5'	2.18	0.44
23:DB:1870:C:H4'	23:DB:1870:C:OP2	2.16	0.44
23:DB:2144:G:N2	23:DB:2146:C:O4'	2.49	0.44
23:DB:2183:A:H2'	23:DB:2184:A:C8	2.52	0.44
23:DB:2472:G:H3'	23:DB:2475:C:N4	2.32	0.44
23:DB:2519:U:C6	23:DB:2542:A:N6	2.86	0.44
23:DB:2834:G:O6	23:DB:2879:A:H2'	2.18	0.44
25:DC:199:HIS:C	25:DC:201:LEU:H	2.20	0.44
25:DC:70:LYS:HD2	25:DC:101:ARG:NH2	2.32	0.44
26:DD:117:GLY:O	26:DD:164:GLN:HA	2.18	0.44
26:DD:118:PHE:O	26:DD:119:ALA:HB3	2.17	0.44
23:DB:2032:G:N2	26:DD:150:GLN:HB3	2.32	0.44
48:DG:37:ASN:ND2	48:DG:40:VAL:HB	2.26	0.44
48:DG:60:GLY:O	48:DG:62:ALA:N	2.50	0.44
40:DH:3:VAL:HB	40:DH:37:VAL:O	2.16	0.44
23:DB:550:C:OP1	41:DJ:2:LYS:HE3	2.17	0.44
27:DK:113:MET:HE1	27:DK:116:ILE:HD11	1.97	0.44
37:DL:103:ILE:H	37:DL:103:ILE:CD1	2.26	0.44
46:DU:73:ASN:HB3	46:DU:95:PHE:CD2	2.52	0.44
52:DW:23:LYS:O	52:DW:24:ARG:C	2.56	0.44
1:AA:1155:A:O2'	1:AA:1156:G:H5'	2.18	0.44
1:AA:1405:G:H21	1:AA:1518:A:H1'	1.82	0.44
1:AA:208:U:H2'	1:AA:210:C:N3	2.33	0.44
1:AA:787:A:C2	1:AA:796:C:N3	2.86	0.44
1:AA:811:C:H4'	1:AA:900:A:N6	2.32	0.44
5:AF:64:VAL:CG1	5:AF:65:GLU:N	2.80	0.44
6:AG:71:THR:O	6:AG:89:GLU:HA	2.17	0.44
9:AJ:22:THR:O	9:AJ:26:VAL:HG23	2.17	0.44
11:AL:119:LYS:HG2	11:AL:119:LYS:H	1.51	0.44
11:AL:64:SER:HA	11:AL:94:TYR:O	2.17	0.44
12:AM:53:ASP:HA	12:AM:56:ARG:NH2	2.31	0.44
13:AN:30:ILE:H	13:AN:30:ILE:HD12	1.83	0.44
13:AN:50:LEU:HG	13:AN:51:PRO:CD	2.48	0.44
13:AN:52:ARG:C	13:AN:54:SER:H	2.21	0.44
32:B4:11:CYS:N	32:B4:14:CYS:SG	2.91	0.44
53:B6:174:GLN:CG	53:B6:178:LYS:HE2	2.47	0.44
53:B6:34:ASN:O	53:B6:66:LEU:HD21	2.16	0.44

Continued on next page...

Continued from previous page...

Atom-1	Atom-2	Interatomic distance (Å)	Clash overlap (Å)
23:BB:1064:C:H2'	23:BB:1065:U:O4'	2.18	0.44
23:BB:1802:A:H2'	23:BB:1803:A:C8	2.52	0.44
23:BB:532:A:N1	23:BB:2020:A:H1'	2.32	0.44
23:BB:2186:G:H2'	23:BB:2187:U:O4'	2.18	0.44
23:BB:220:G:N1	23:BB:427:U:H2'	2.29	0.44
23:BB:2215:C:H2'	23:BB:2216:G:C8	2.53	0.44
23:BB:2240:U:O2'	23:BB:2241:A:H5'	2.17	0.44
23:BB:2432:A:O2'	23:BB:2433:A:H5'	2.17	0.44
23:BB:2650:U:H2'	23:BB:2651:C:C6	2.52	0.44
23:BB:2783:U:H2'	23:BB:2784:U:C6	2.52	0.44
23:BB:2838:G:H2'	23:BB:2839:G:H8	1.82	0.44
23:BB:2719:G:H4'	23:BB:2846:G:O3'	2.18	0.44
23:BB:394:C:C2'	23:BB:395:U:H5'	2.48	0.44
23:BB:494:G:O2'	23:BB:495:G:H5'	2.16	0.44
23:BB:588:U:OP2	37:BL:17:LYS:HE2	2.16	0.44
23:BB:589:U:H2'	23:BB:590:A:C8	2.53	0.44
26:BD:113:SER:HB3	26:BD:167:ASN:CA	2.47	0.44
26:BD:25:THR:HG21	26:BD:193:VAL:HG21	2.00	0.44
47:BF:174:PHE:HB3	47:BF:176:PHE:CD1	2.53	0.44
48:BG:43:LYS:O	48:BG:50:THR:N	2.51	0.44
41:BJ:28:LEU:HD23	41:BJ:29:ALA:H	1.83	0.44
23:BB:1454:C:C1'	42:BN:60:VAL:HG13	2.48	0.44
23:BB:584:C:P	44:BQ:5:ARG:HD3	2.57	0.44
46:BU:20:LYS:HB2	46:BU:20:LYS:NZ	2.32	0.44
52:BW:49:ASN:O	52:BW:50:VAL:HG13	2.18	0.44
39:BX:39:GLN:CB	39:BX:42:LEU:HD22	2.48	0.44
1:CA:154:U:H2'	1:CA:155:A:H8	1.80	0.44
1:CA:201:G:O2'	1:CA:202:G:H5'	2.18	0.44
1:CA:411:A:H62	1:CA:413:G:H21	1.66	0.44
1:CA:899:C:H2'	1:CA:900:A:O4'	2.17	0.44
1:CA:903:G:H2'	1:CA:904:U:C6	2.52	0.44
2:CC:141:MET:HE2	2:CC:141:MET:HA	1.98	0.44
3:CD:102:TYR:HE1	3:CD:109:THR:HA	1.82	0.44
6:CG:14:ASP:H	6:CG:19:SER:H	1.66	0.44
1:CA:1342:C:O2'	8:CI:125:GLN:CB	2.66	0.44
1:CA:1250:A:O3'	8:CI:68:GLY:HA2	2.17	0.44
11:CL:41:PRO:HB3	11:CL:49:ARG:NH1	2.33	0.44
12:CM:14:ALA:HB2	12:CM:42:VAL:HG23	1.99	0.44
12:CM:89:ARG:HD3	12:CM:95:PRO:O	2.18	0.44
13:CN:47:LEU:O	13:CN:49:THR:N	2.50	0.44
19:CT:24:ARG:HD3	19:CT:28:ARG:NH2	2.32	0.44

Continued on next page...

Continued from previous page...

Atom-1	Atom-2	Interatomic distance (Å)	Clash overlap (Å)
19:CT:67:HIS:CE1	19:CT:68:LYS:HE3	2.53	0.44
19:CT:79:THR:HG22	19:CT:83:ASN:HD21	1.83	0.44
21:CU:36:PHE:CD2	21:CU:39:LYS:HD2	2.51	0.44
32:D4:11:CYS:HB3	32:D4:33:HIS:CE1	2.52	0.44
32:D4:3:VAL:HG23	32:D4:4:ARG:H	1.83	0.44
23:DB:1000:A:H2'	23:DB:1001:A:H8	1.83	0.44
23:DB:1423:G:H2'	23:DB:1424:G:C8	2.53	0.44
23:DB:1445:G:H2'	23:DB:1446:C:H6	1.83	0.44
23:DB:1310:G:H1'	23:DB:1611:C:H5'	1.99	0.44
23:DB:1633:G:O2'	23:DB:1634:A:H5''	2.18	0.44
23:DB:2194:U:H2'	23:DB:2195:U:H6	1.82	0.44
23:DB:2407:A:H2'	23:DB:2408:U:C6	2.51	0.44
23:DB:2455:G:O2'	23:DB:2456:C:H5'	2.17	0.44
23:DB:2636:C:O2'	23:DB:2637:U:H5'	2.18	0.44
23:DB:275:C:H2'	23:DB:276:U:O4'	2.16	0.44
23:DB:2805:C:H2'	23:DB:2806:C:C6	2.52	0.44
23:DB:291:G:H2'	23:DB:292:U:H6	1.81	0.44
23:DB:332:A:O2'	23:DB:334:C:OP2	2.35	0.44
23:DB:322:A:C2	23:DB:340:A:C6	3.04	0.44
23:DB:392:U:O2'	23:DB:393:C:H5'	2.18	0.44
23:DB:484:C:H2'	23:DB:485:C:H6	1.82	0.44
23:DB:696:G:O2'	23:DB:697:G:H5'	2.17	0.44
23:DB:973:A:OP1	23:DB:973:A:H8	2.01	0.44
25:DC:120:ASP:CG	25:DC:121:ALA:H	2.21	0.44
25:DC:204:LEU:HB3	25:DC:209:ALA:CB	2.47	0.44
25:DC:92:LEU:HD12	25:DC:101:ARG:O	2.17	0.44
25:DC:76:VAL:O	25:DC:93:VAL:O	2.36	0.44
26:DD:4:LEU:HD21	26:DD:100:LEU:CB	2.47	0.44
26:DD:83:ARG:HH21	26:DD:83:ARG:HG3	1.82	0.44
29:DE:146:VAL:HA	29:DE:185:LYS:O	2.17	0.44
47:DF:27:VAL:O	47:DF:29:ARG:HD2	2.16	0.44
47:DF:31:GLU:O	47:DF:31:GLU:HG3	2.17	0.44
41:DJ:57:LEU:HD11	41:DJ:129:GLU:H	1.83	0.44
41:DJ:75:TYR:CD1	41:DJ:86:GLN:HB3	2.53	0.44
27:DK:99:ILE:HB	27:DK:118:LEU:HD22	1.99	0.44
38:DM:26:VAL:HB	38:DM:104:GLU:OE2	2.17	0.44
42:DN:61:ALA:C	42:DN:63:ARG:N	2.70	0.44
28:DP:26:GLU:HG3	28:DP:43:GLU:HG2	1.99	0.44
44:DQ:40:LYS:HA	44:DQ:43:GLN:OE1	2.17	0.44
35:DV:44:HIS:O	35:DV:45:ASP:C	2.55	0.44
39:DX:21:LEU:HD21	39:DX:50:VAL:HG11	1.98	0.44

Continued on next page...

Continued from previous page...

Atom-1	Atom-2	Interatomic distance (Å)	Clash overlap (Å)
1:AA:1034:G:C2'	1:AA:1035:A:H5'	2.47	0.44
1:AA:1108:G:H2'	1:AA:1109:C:H5'	2.00	0.44
1:AA:1110:A:H3'	57:AA:1896:HOH:O	2.16	0.44
1:AA:1347:G:H22	1:AA:1373:G:H2'	1.80	0.44
1:AA:1499:A:H2'	1:AA:1500:A:H8	1.83	0.44
1:AA:179:A:O2'	1:AA:180:U:H5'	2.18	0.44
1:AA:42:G:H2'	1:AA:43:C:C6	2.53	0.44
1:AA:729:A:H2'	1:AA:730:G:H8	1.82	0.44
1:AA:79:G:H8	1:AA:79:G:OP2	2.01	0.44
1:AA:85:U:H4'	1:AA:86:G:C4'	2.48	0.44
1:AA:958:A:N1	18:AS:53:GLY:C	2.71	0.44
20:AB:68:PHE:CD1	20:AB:68:PHE:N	2.85	0.44
2:AC:133:MET:CE	2:AC:165:GLU:HG2	2.48	0.44
6:AG:55:LYS:HG2	6:AG:55:LYS:H	1.53	0.44
7:AH:20:ASN:HA	7:AH:64:TYR:OH	2.17	0.44
1:AA:1250:A:O3'	8:AI:68:GLY:HA2	2.17	0.44
10:AK:60:PHE:O	10:AK:63:GLN:HB3	2.18	0.44
10:AK:72:ALA:O	10:AK:75:GLU:HG2	2.18	0.44
12:AM:90:HIS:CE1	12:AM:96:VAL:HG21	2.53	0.44
9:AJ:53:ILE:HG13	13:AN:84:ARG:CZ	2.47	0.44
17:AR:27:THR:O	17:AR:30:ASN:HB2	2.16	0.44
18:AS:33:TRP:CE3	18:AS:33:TRP:N	2.86	0.44
19:AT:3:ILE:HG13	19:AT:3:ILE:H	1.31	0.44
33:B1:32:LYS:NZ	33:B1:52:LYS:HA	2.33	0.44
53:B6:109:GLU:O	53:B6:112:LYS:HB2	2.17	0.44
53:B6:67:VAL:HA	53:B6:99:LEU:O	2.18	0.44
22:BA:75:G:H1	22:BA:102:G:N2	2.15	0.44
23:BB:1047:G:O2'	23:BB:1110:G:N2	2.44	0.44
23:BB:1080:A:H2'	23:BB:1081:U:C6	2.52	0.44
23:BB:1295:C:H2'	23:BB:1296:G:H8	1.80	0.44
23:BB:1322:A:OP1	45:BS:11:ARG:HD2	2.16	0.44
23:BB:1416:G:O2'	23:BB:1417:C:H6	2.00	0.44
23:BB:1921:G:H2'	23:BB:1922:G:O4'	2.17	0.44
23:BB:1958:C:H2'	23:BB:1959:G:H8	1.82	0.44
23:BB:2211:A:H4'	23:BB:2211:A:OP2	2.18	0.44
23:BB:2249:U:H4'	23:BB:2275:C:C5	2.52	0.44
23:BB:2309:A:H2'	23:BB:2310:C:C6	2.53	0.44
23:BB:2461:A:H1'	23:BB:2492:U:C2	2.52	0.44
23:BB:305:C:H2'	23:BB:306:U:C6	2.52	0.44
23:BB:547:A:H2'	23:BB:548:G:H5'	1.99	0.44
23:BB:767:U:O2'	23:BB:768:G:H5'	2.18	0.44

Continued on next page...

Continued from previous page...

Atom-1	Atom-2	Interatomic distance (Å)	Clash overlap (Å)
23:BB:974:G:OP2	49:BR:78:ARG:HD3	2.18	0.44
25:BC:221:GLY:C	25:BC:223:ALA:N	2.70	0.44
29:BE:122:GLU:N	29:BE:122:GLU:OE1	2.51	0.44
29:BE:47:LYS:CA	29:BE:51:GLU:HG3	2.47	0.44
47:BF:66:ILE:HA	47:BF:85:GLY:O	2.18	0.44
48:BG:30:GLY:H	48:BG:78:VAL:HA	1.82	0.44
27:BK:99:ILE:HB	27:BK:118:LEU:HD22	1.99	0.44
27:BK:54:LYS:HD2	27:BK:54:LYS:N	2.29	0.44
42:BN:63:ARG:HA	42:BN:80:PHE:CE2	2.53	0.44
26:BD:18:ASP:O	28:BP:30:TRP:HZ3	2.00	0.44
41:BJ:44:TYR:CD2	44:BQ:59:LEU:HD11	2.53	0.44
44:BQ:63:ARG:HH12	44:BQ:96:ASP:CA	2.30	0.44
49:BR:37:GLU:O	49:BR:39:LEU:HD23	2.17	0.44
45:BS:28:LYS:O	45:BS:71:VAL:HG12	2.17	0.44
50:BT:21:SER:HB3	50:BT:31:VAL:HG22	1.98	0.44
46:BU:5:ARG:HG2	46:BU:5:ARG:HH21	1.82	0.44
52:BW:23:LYS:O	52:BW:24:ARG:C	2.56	0.44
1:CA:1448:C:H2'	1:CA:1449:C:C6	2.52	0.44
1:CA:36:C:OP1	11:CL:119:LYS:HD2	2.18	0.44
1:CA:575:G:HO2'	1:CA:821:G:H5'	1.82	0.44
2:CC:39:ARG:CZ	2:CC:56:ILE:HD12	2.48	0.44
2:CC:76:ILE:HA	2:CC:83:VAL:CG2	2.31	0.44
3:CD:197:HIS:HA	3:CD:200:VAL:HG13	2.00	0.44
6:CG:4:ARG:HB2	6:CG:4:ARG:HH11	1.82	0.44
8:CI:14:SER:HB2	8:CI:69:GLY:HA3	1.99	0.44
9:CJ:53:ILE:HG13	13:CN:84:ARG:NE	2.33	0.44
11:CL:48:LEU:O	11:CL:49:ARG:C	2.56	0.44
13:CN:60:ARG:HG3	13:CN:62:ARG:CG	2.47	0.44
14:CO:88:ARG:NH1	14:CO:88:ARG:HB2	2.33	0.44
17:CR:66:LEU:O	17:CR:67:LEU:HG	2.17	0.44
1:CA:1315:U:H5	18:CS:5:LYS:HE2	1.82	0.44
21:CU:13:VAL:O	21:CU:13:VAL:HG13	2.17	0.44
23:DB:2884:U:O2	31:D0:49:ARG:HG2	2.18	0.44
31:D0:5:ASN:O	31:D0:7:PRO:HD3	2.16	0.44
22:DA:42:C:O2'	47:DF:91:ARG:NH1	2.50	0.44
23:DB:1173:U:H2'	23:DB:1174:U:O4'	2.17	0.44
23:DB:1654:A:H61	23:DB:2049:G:P	2.41	0.44
23:DB:1657:U:C2'	23:DB:1658:C:H5'	2.47	0.44
23:DB:1869:G:H2'	23:DB:1871:A:N7	2.32	0.44
23:DB:1914:C:C2'	23:DB:1915:U:H5'	2.48	0.44
23:DB:2359:C:H2'	23:DB:2360:G:C8	2.53	0.44

Continued on next page...

Continued from previous page...

Atom-1	Atom-2	Interatomic distance (Å)	Clash overlap (Å)
23:DB:2383:G:H2'	23:DB:2384:U:C6	2.52	0.44
23:DB:2518:A:N3	23:DB:2518:A:H2'	2.32	0.44
23:DB:283:G:H5''	23:DB:284:U:OP2	2.18	0.44
23:DB:283:G:H2'	23:DB:284:U:C1'	2.48	0.44
23:DB:524:G:O2'	23:DB:525:U:H5'	2.17	0.44
23:DB:89:A:O2'	23:DB:90:U:H5'	2.16	0.44
25:DC:221:GLY:C	25:DC:223:ALA:N	2.70	0.44
25:DC:69:ASN:O	25:DC:70:LYS:C	2.56	0.44
26:DD:107:VAL:CG1	26:DD:108:ASP:N	2.80	0.44
47:DF:118:ALA:HA	47:DF:176:PHE:CE2	2.53	0.44
48:DG:84:LYS:HG3	48:DG:131:VAL:CB	2.48	0.44
37:DL:75:ALA:HB3	37:DL:108:ALA:HB2	1.98	0.44
38:DM:60:GLN:HG2	38:DM:60:GLN:H	1.50	0.44
23:DB:19:A:OP1	44:DQ:22:GLY:N	2.50	0.44
44:DQ:91:ARG:HE	44:DQ:94:LEU:CD2	2.31	0.44
50:DT:6:ARG:CZ	50:DT:6:ARG:HB3	2.46	0.44
35:DV:42:LEU:N	35:DV:42:LEU:HD23	2.25	0.44
1:AA:114:U:H2'	1:AA:115:G:C8	2.53	0.44
1:AA:121:U:H3'	1:AA:121:U:OP1	2.17	0.44
1:AA:185:U:H2'	1:AA:186:C:C6	2.53	0.44
1:AA:317:U:H2'	1:AA:318:G:C8	2.52	0.44
1:AA:373:A:H2'	1:AA:374:A:H8	1.82	0.44
1:AA:389:A:H2'	1:AA:389:A:N3	2.32	0.44
1:AA:708:C:H2'	1:AA:709:U:H6	1.83	0.44
20:AB:62:ARG:H	20:AB:62:ARG:HD2	1.82	0.44
3:AD:10:LEU:HD12	3:AD:20:LEU:CD1	2.48	0.44
4:AE:64:GLU:HG3	4:AE:65:LYS:N	2.32	0.44
7:AH:58:LEU:HD22	7:AH:60:LEU:HB2	2.00	0.44
8:AI:113:LYS:HA	8:AI:120:ALA:HB2	1.99	0.44
12:AM:89:ARG:HD3	12:AM:95:PRO:O	2.17	0.44
13:AN:26:LEU:HD23	13:AN:27:LYS:N	2.28	0.44
13:AN:50:LEU:CG	13:AN:51:PRO:HD3	2.48	0.44
19:AT:4:LYS:HE3	19:AT:6:ALA:H	1.82	0.44
21:AU:3:ILE:HD11	21:AU:22:CYS:SG	2.57	0.44
34:B3:22:LYS:CA	34:B3:48:MET:HA	2.44	0.44
53:B6:80:GLU:CD	53:B6:92:PRO:HB2	2.38	0.44
53:B6:80:GLU:HB2	53:B6:92:PRO:HB2	1.99	0.44
22:BA:30:C:H2'	22:BA:31:C:H5'	2.00	0.44
23:BB:1518:C:H2'	23:BB:1519:G:C8	2.49	0.44
23:BB:1661:G:O2'	23:BB:1662:U:H5'	2.17	0.44
23:BB:1668:A:H1'	23:BB:1670:C:C5	2.52	0.44

Continued on next page...

Continued from previous page...

Atom-1	Atom-2	Interatomic distance (Å)	Clash overlap (Å)
23:BB:1830:C:H2'	23:BB:1831:G:H8	1.80	0.44
23:BB:2408:U:O2'	23:BB:2409:G:H5'	2.17	0.44
23:BB:526:A:N6	23:BB:2626:C:C4'	2.80	0.44
23:BB:596:U:H2'	23:BB:597:G:C8	2.53	0.44
23:BB:757:G:H2'	23:BB:758:C:H5'	2.00	0.44
23:BB:928:A:H2'	23:BB:929:U:O4'	2.18	0.44
25:BC:132:ARG:HA	25:BC:166:ARG:NH1	2.32	0.44
25:BC:212:TRP:CD1	25:BC:212:TRP:C	2.91	0.44
26:BD:49:GLN:NE2	26:BD:79:LEU:HD12	2.33	0.44
29:BE:58:LYS:HB2	29:BE:60:TRP:CD1	2.52	0.44
47:BF:33:ILE:HG22	47:BF:34:THR:N	2.32	0.44
48:BG:140:ILE:HD12	48:BG:141:GLY:N	2.33	0.44
40:BH:128:HIS:CE1	40:BH:130:VAL:HG22	2.52	0.44
40:BH:7:ASP:CG	40:BH:8:LYS:N	2.71	0.44
27:BK:85:VAL:HG21	27:BK:115:ILE:HD11	2.00	0.44
23:BB:2485:G:H5''	38:BM:125:PRO:HG3	1.99	0.44
28:BP:25:VAL:HA	28:BP:85:VAL:C	2.37	0.44
44:BQ:83:LYS:HZ2	44:BQ:83:LYS:HA	1.83	0.44
49:BR:39:LEU:CB	49:BR:53:PHE:HA	2.47	0.44
50:BT:29:THR:CB	50:BT:86:THR:HA	2.48	0.44
50:BT:74:ILE:HG13	50:BT:75:GLY:N	2.31	0.44
46:BU:24:VAL:HG22	46:BU:35:VAL:HG22	1.99	0.44
52:BW:30:VAL:O	52:BW:30:VAL:HG13	2.18	0.44
39:BX:49:ASP:O	39:BX:50:VAL:C	2.56	0.44
1:CA:1096:C:O2'	1:CA:1097:C:H5'	2.18	0.44
1:CA:151:A:C2'	1:CA:152:A:H5'	2.47	0.44
1:CA:233:C:O2'	1:CA:234:C:H5'	2.17	0.44
1:CA:255:G:H2'	1:CA:256:U:C6	2.53	0.44
1:CA:375:U:OP1	15:CP:70:ARG:NH1	2.51	0.44
1:CA:386:C:H2'	1:CA:387:U:H5'	1.99	0.44
1:CA:663:A:O3'	17:CR:52:ARG:NH2	2.48	0.44
1:CA:787:A:C2	1:CA:796:C:N3	2.86	0.44
1:CA:818:G:H3'	1:CA:819:A:H5''	1.99	0.44
1:CA:909:A:H2'	1:CA:910:C:O4'	2.18	0.44
1:CA:921:U:H2'	1:CA:922:G:O4'	2.18	0.44
20:CB:150:ILE:O	20:CB:150:ILE:HG12	2.17	0.44
2:CC:126:ARG:HA	2:CC:126:ARG:NH1	2.32	0.44
3:CD:41:GLY:O	3:CD:43:ARG:N	2.51	0.44
5:CF:54:LEU:C	5:CF:56:LYS:H	2.21	0.44
5:CF:79:ARG:NH2	5:CF:87:SER:HB3	2.32	0.44
13:CN:50:LEU:CG	13:CN:51:PRO:HD3	2.47	0.44

Continued on next page...

Continued from previous page...

Atom-1	Atom-2	Interatomic distance (Å)	Clash overlap (Å)
5:CF:100:SER:HA	17:CR:23:LYS:HD3	2.00	0.44
31:D0:33:SER:OG	31:D0:35:GLU:HG2	2.17	0.44
33:D1:36:LYS:HG2	33:D1:47:ILE:HA	1.99	0.44
22:DA:6:G:H2'	22:DA:7:G:C8	2.52	0.44
23:DB:1444:G:H2'	23:DB:1445:G:H8	1.83	0.44
23:DB:1528:A:H2'	23:DB:1529:G:O4'	2.17	0.44
23:DB:1858:A:C2	23:DB:1859:U:H1'	2.53	0.44
23:DB:2100:G:H2'	23:DB:2101:A:C8	2.53	0.44
23:DB:2300:C:H2'	23:DB:2301:C:C6	2.53	0.44
23:DB:2636:C:H2'	23:DB:2637:U:C6	2.52	0.44
23:DB:2678:C:H2'	23:DB:2679:A:H8	1.82	0.44
23:DB:2893:A:H4'	23:DB:2894:G:H5'	2.00	0.44
23:DB:544:C:O2'	23:DB:545:U:O5'	2.36	0.44
25:DC:212:TRP:C	25:DC:212:TRP:CD1	2.90	0.44
25:DC:61:TYR:HA	25:DC:85:ASN:OD1	2.18	0.44
26:DD:148:GLN:HG3	26:DD:152:PRO:CB	2.44	0.44
48:DG:34:ARG:CD	48:DG:34:ARG:H	2.31	0.44
48:DG:34:ARG:HG2	48:DG:34:ARG:NH1	2.32	0.44
48:DG:94:ARG:NH2	48:DG:105:SER:N	2.66	0.44
24:DI:2:LYS:N	24:DI:2:LYS:HD2	2.32	0.44
41:DJ:20:ALA:HA	41:DJ:23:LYS:HG3	1.99	0.44
37:DL:123:ARG:HD2	37:DL:124:GLY:N	2.32	0.44
37:DL:143:GLU:CG	37:DL:144:GLU:H	1.99	0.44
38:DM:69:PRO:C	38:DM:71:LYS:H	2.21	0.44
42:DN:108:ALA:O	42:DN:110:MET:HE3	2.16	0.44
42:DN:34:ILE:HG22	42:DN:35:LYS:N	2.32	0.44
42:DN:55:ALA:HB1	42:DN:80:PHE:H	1.82	0.44
44:DQ:17:LEU:O	44:DQ:17:LEU:HG	2.18	0.44
45:DS:95:ARG:NE	45:DS:95:ARG:HA	2.33	0.44
50:DT:74:ILE:HG13	50:DT:75:GLY:N	2.32	0.44
46:DU:53:GLN:N	46:DU:54:PRO:CD	2.80	0.44
46:DU:10:VAL:HA	46:DU:70:ALA:O	2.17	0.44
40:DH:27:ARG:CZ	51:DZ:60:ASP:HA	2.46	0.44
1:AA:1074:G:O4'	20:AB:102:ASN:HB2	2.17	0.44
1:AA:1147:C:H2'	1:AA:1148:U:H6	1.83	0.44
1:AA:1436:U:H2'	1:AA:1437:A:H8	1.82	0.44
1:AA:1488:G:O2'	1:AA:1489:G:H5'	2.18	0.44
1:AA:602:A:H2'	1:AA:603:U:C6	2.53	0.44
1:AA:635:A:H2'	1:AA:636:U:H6	1.83	0.44
1:AA:801:U:H2'	1:AA:802:A:H8	1.82	0.44
1:AA:16:A:N1	1:AA:919:A:H2	2.16	0.44

Continued on next page...

Continued from previous page...

Atom-1	Atom-2	Interatomic distance (Å)	Clash overlap (Å)
20:AB:19:THR:O	20:AB:20:ARG:HD2	2.17	0.44
20:AB:69:VAL:HG12	20:AB:168:GLU:HG3	2.00	0.44
2:AC:78:LYS:HG3	2:AC:78:LYS:O	2.18	0.44
7:AH:65:PHE:CG	7:AH:66:GLN:N	2.85	0.44
9:AJ:10:LEU:HD11	9:AJ:25:ILE:HD12	2.00	0.44
10:AK:70:ALA:C	10:AK:72:ALA:N	2.71	0.44
17:AR:34:GLU:HB2	21:AU:18:PHE:CZ	2.38	0.44
21:AU:40:PRO:HG2	21:AU:41:THR:H	1.82	0.44
31:B0:43:THR:HG23	31:B0:47:TYR:C	2.38	0.44
23:BB:1072:C:N3	23:BB:1092:C:N4	2.64	0.44
23:BB:1782:U:H2'	23:BB:1783:A:H5'	1.98	0.44
23:BB:2294:G:O2'	23:BB:2295:C:H5'	2.18	0.44
23:BB:2303:G:H1'	47:BF:122:ASP:OD2	2.17	0.44
23:BB:2365:G:N7	34:B3:38:LYS:NZ	2.61	0.44
23:BB:2650:U:H2'	23:BB:2651:C:H6	1.81	0.44
23:BB:265:A:O2'	23:BB:266:G:C4'	2.65	0.44
23:BB:335:C:O2'	23:BB:336:C:H5'	2.17	0.44
23:BB:400:G:N7	51:BZ:57:ARG:NH1	2.65	0.44
23:BB:704:G:O2'	23:BB:727:A:N6	2.51	0.44
23:BB:991:C:H6	23:BB:991:C:H5'	1.83	0.44
25:BC:204:LEU:HB3	25:BC:209:ALA:CB	2.48	0.44
23:BB:1568:G:H4'	25:BC:58:LYS:HB3	1.99	0.44
25:BC:4:LYS:HB3	25:BC:5:CYS:H	1.57	0.44
29:BE:11:ALA:O	29:BE:12:LEU:HD22	2.18	0.44
29:BE:4:VAL:C	29:BE:6:LYS:H	2.21	0.44
57:BB:3453:HOH:O	29:BE:98:LYS:HD3	2.17	0.44
48:BG:104:LEU:HD22	48:BG:106:LEU:CD2	2.47	0.44
48:BG:167:VAL:O	48:BG:168:VAL:HB	2.17	0.44
48:BG:37:ASN:ND2	48:BG:40:VAL:HB	2.26	0.44
40:BH:58:LEU:HG	40:BH:62:LEU:HD23	1.99	0.44
24:BI:32:VAL:HG22	24:BI:60:VAL:CG2	2.48	0.44
24:BI:63:ASP:O	24:BI:65:SER:N	2.50	0.44
41:BJ:21:THR:O	41:BJ:62:VAL:HA	2.18	0.44
41:BJ:6:ALA:CB	41:BJ:45:THR:HG21	2.44	0.44
27:BK:43:ILE:HG22	27:BK:54:LYS:HA	2.00	0.44
23:BB:811:U:H2'	37:BL:21:ARG:HA	2.00	0.44
37:BL:96:LYS:HE3	37:BL:102:GLY:O	2.17	0.44
38:BM:100:LYS:HD3	38:BM:101:VAL:H	1.83	0.44
38:BM:42:THR:HA	38:BM:93:VAL:HA	2.00	0.44
38:BM:38:ARG:CA	38:BM:98:PRO:HD3	2.47	0.44
43:BO:75:GLY:O	43:BO:78:VAL:HG23	2.18	0.44

Continued on next page...

Continued from previous page...

Atom-1	Atom-2	Interatomic distance (Å)	Clash overlap (Å)
45:BS:13:SER:CB	45:BS:16:LYS:HE3	2.47	0.44
50:BT:6:ARG:CZ	50:BT:6:ARG:HB3	2.47	0.44
35:BV:46:LYS:HD2	35:BV:46:LYS:N	2.33	0.44
51:BZ:68:LEU:HD22	51:BZ:78:TYR:CE1	2.52	0.44
1:CA:1207:G:H2'	1:CA:1208:C:C6	2.53	0.44
1:CA:195:A:H1'	1:CA:222:C:O2'	2.18	0.44
1:CA:402:G:O2'	1:CA:403:C:H5'	2.17	0.44
1:CA:846:G:H2'	1:CA:847:G:C8	2.53	0.44
1:CA:902:G:O2'	1:CA:903:G:H5'	2.18	0.44
20:CB:44:LYS:O	20:CB:47:PRO:HD2	2.17	0.44
20:CB:53:LEU:HA	20:CB:56:LEU:HD13	2.00	0.44
20:CB:71:THR:HG23	20:CB:92:ASN:O	2.18	0.44
2:CC:155:ARG:H	2:CC:162:ALA:HA	1.82	0.44
3:CD:122:ILE:O	3:CD:128:VAL:HG23	2.18	0.44
3:CD:197:HIS:CG	3:CD:198:LEU:N	2.86	0.44
4:CE:79:THR:OG1	4:CE:97:PRO:HA	2.18	0.44
5:CF:92:THR:HG22	5:CF:94:HIS:N	2.10	0.44
5:CF:99:ALA:O	5:CF:100:SER:CB	2.65	0.44
7:CH:17:GLN:HG2	7:CH:62:LEU:CD2	2.47	0.44
8:CI:55:ASP:O	8:CI:59:LYS:HE3	2.17	0.44
9:CJ:15:HIS:HA	9:CJ:18:ILE:HG22	2.00	0.44
10:CK:125:LYS:O	21:CU:33:ARG:CZ	2.66	0.44
10:CK:70:ALA:C	10:CK:72:ALA:N	2.70	0.44
1:CA:981:U:OP1	13:CN:5:MET:HE1	2.17	0.44
14:CO:15:PHE:CD1	14:CO:15:PHE:N	2.85	0.44
23:DB:1023:U:H2'	23:DB:1024:G:H5'	1.99	0.44
23:DB:1054:A:H2'	23:DB:1055:G:C8	2.53	0.44
23:DB:1093:G:O2'	23:DB:1094:U:H5'	2.18	0.44
23:DB:1098:A:C8	24:DI:3:LYS:CB	3.00	0.44
23:DB:1904:G:N3	23:DB:1928:A:H2	2.16	0.44
23:DB:526:A:H62	23:DB:2626:C:H4'	1.82	0.44
23:DB:1452:G:C4	23:DB:2702:G:C6	3.06	0.44
23:DB:2623:G:H4'	23:DB:2825:G:C8	2.52	0.44
23:DB:39:G:O2'	23:DB:40:U:H5'	2.18	0.44
23:DB:612:G:H2'	23:DB:614:A:H5''	1.99	0.44
23:DB:858:G:N2	23:DB:2269:G:OP2	2.50	0.44
25:DC:106:PRO:HB3	25:DC:141:HIS:CE1	2.52	0.44
25:DC:202:ARG:HH11	25:DC:213:ARG:HH21	1.66	0.44
26:DD:122:VAL:N	26:DD:127:PHE:HB2	2.33	0.44
26:DD:24:VAL:HG23	26:DD:189:VAL:O	2.17	0.44
29:DE:136:GLN:HE22	29:DE:139:LYS:HD3	1.81	0.44

Continued on next page...

Continued from previous page...

Atom-1	Atom-2	Interatomic distance (Å)	Clash overlap (Å)
47:DF:137:PHE:CD2	47:DF:137:PHE:N	2.82	0.44
47:DF:127:TYR:CB	47:DF:155:ILE:HD13	2.48	0.44
48:DG:6:ALA:HB3	48:DG:68:ARG:CD	2.48	0.44
24:DI:21:PRO:HB2	24:DI:22:PRO:CD	2.43	0.44
24:DI:53:PRO:CG	24:DI:77:VAL:HG11	2.47	0.44
41:DJ:55:ILE:HG22	41:DJ:123:LYS:HB2	2.00	0.44
27:DK:61:VAL:HG13	27:DK:87:LEU:CD2	2.47	0.44
38:DM:37:GLY:O	38:DM:126:ILE:HG21	2.18	0.44
43:DO:18:LEU:HD11	43:DO:91:SER:HB3	1.99	0.44
28:DP:49:ILE:HG12	28:DP:50:ARG:N	2.33	0.44
28:DP:62:LYS:O	28:DP:63:ILE:HB	2.17	0.44
45:DS:59:GLU:HA	45:DS:59:GLU:OE1	2.17	0.44
35:DV:63:ILE:HG22	35:DV:65:VAL:HG13	2.00	0.44
52:DW:29:SER:O	52:DW:30:VAL:HB	2.18	0.44
1:AA:1073:U:H2'	1:AA:1074:G:H8	1.83	0.44
1:AA:1099:G:H2'	1:AA:1100:C:C6	2.52	0.44
1:AA:1128:C:H4'	1:AA:1148:U:O2	2.17	0.44
1:AA:1171:A:H2'	1:AA:1172:C:C6	2.53	0.44
1:AA:675:A:H2'	1:AA:676:A:H8	1.83	0.44
1:AA:714:G:N3	1:AA:777:A:H1'	2.33	0.44
1:AA:764:C:N4	1:AA:812:G:N1	2.66	0.44
2:AC:119:ILE:O	2:AC:123:LEU:HG	2.18	0.44
3:AD:145:ARG:HB3	3:AD:147:LYS:HD2	2.00	0.44
5:AF:36:ILE:HG12	5:AF:64:VAL:HG22	2.00	0.44
5:AF:81:ASN:O	5:AF:82:ASP:C	2.56	0.44
8:AI:78:ILE:HG22	8:AI:82:ILE:HD11	2.00	0.44
11:AL:54:VAL:CG2	11:AL:79:ILE:HD11	2.47	0.44
12:AM:12:LYS:O	12:AM:43:LYS:HG3	2.18	0.44
16:AQ:80:LYS:H	16:AQ:80:LYS:HE3	1.83	0.44
19:AT:49:ALA:HA	19:AT:52:GLU:CD	2.38	0.44
36:B2:31:LEU:HD22	36:B2:42:LEU:CD1	2.48	0.44
32:B4:13:ASN:OD1	32:B4:29:ALA:HB2	2.17	0.44
53:B6:88:LEU:HD23	53:B6:90:LEU:CD1	2.47	0.44
22:BA:49:C:OP1	43:BO:102:ARG:N	2.48	0.44
22:BA:6:G:H2'	22:BA:7:G:H8	1.82	0.44
23:BB:1222:U:O2'	23:BB:1223:G:H5'	2.18	0.44
23:BB:1318:U:H2'	23:BB:1319:C:C6	2.53	0.44
23:BB:1419:A:H2'	23:BB:1421:G:C8	2.52	0.44
23:BB:1752:C:H2'	23:BB:1753:G:C8	2.53	0.44
23:BB:2244:U:H2'	23:BB:2245:U:O4'	2.18	0.44
23:BB:2526:G:O2'	32:B4:1:MET:HB2	2.18	0.44

Continued on next page...

Continued from previous page...

Atom-1	Atom-2	Interatomic distance (Å)	Clash overlap (Å)
23:BB:2815:C:H2'	23:BB:2816:G:H8	1.83	0.44
23:BB:360:U:O2'	23:BB:361:G:H5'	2.18	0.44
23:BB:590:A:H2'	23:BB:591:U:H6	1.75	0.44
23:BB:851:C:H2'	23:BB:852:U:H6	1.82	0.44
25:BC:244:VAL:HB	25:BC:249:VAL:N	2.31	0.44
29:BE:149:ILE:HD11	29:BE:172:ALA:HA	1.99	0.44
48:BG:34:ARG:CD	48:BG:34:ARG:H	2.29	0.44
40:BH:27:ARG:HH21	40:BH:27:ARG:HG2	1.81	0.44
40:BH:80:ILE:HD11	40:BH:102:ALA:CB	2.47	0.44
38:BM:108:VAL:HG22	38:BM:109:PRO:HD2	1.99	0.44
38:BM:47:GLU:CD	38:BM:50:ARG:HH11	2.20	0.44
28:BP:110:LYS:HD2	28:BP:110:LYS:H	1.83	0.44
49:BR:55:ASP:OD2	49:BR:55:ASP:N	2.50	0.44
49:BR:59:ILE:HA	49:BR:101:ILE:H	1.83	0.44
49:BR:91:GLN:HG3	49:BR:92:TRP:N	2.33	0.44
50:BT:58:VAL:O	50:BT:58:VAL:HG13	2.18	0.44
23:BB:99:U:H5	46:BU:6:ARG:HH22	1.63	0.44
35:BV:32:GLY:O	35:BV:93:ARG:HD2	2.16	0.44
52:BW:79:ILE:HG22	52:BW:80:SER:N	2.33	0.44
30:BY:37:ARG:HG2	30:BY:43:ILE:HD11	2.00	0.44
23:BB:2230:G:H4'	51:BZ:31:PRO:O	2.18	0.44
1:CA:1262:C:H2'	1:CA:1263:C:C6	2.53	0.44
1:CA:136:C:O2'	1:CA:137:U:H5'	2.18	0.44
1:CA:1437:A:H2'	1:CA:1438:G:H8	1.83	0.44
1:CA:1479:C:O2'	1:CA:1480:A:H5'	2.18	0.44
1:CA:1522:U:O2'	1:CA:1523:G:H5'	2.18	0.44
1:CA:286:C:H2'	1:CA:287:U:C6	2.52	0.44
1:CA:551:U:O2'	11:CL:82:ARG:HD2	2.18	0.44
1:CA:691:G:H1'	1:CA:696:A:N6	2.33	0.44
2:CC:166:TRP:O	2:CC:167:TYR:CB	2.65	0.44
4:CE:59:ILE:HG13	4:CE:59:ILE:H	1.64	0.44
7:CH:79:ARG:NH1	7:CH:82:LEU:HB3	2.32	0.44
1:CA:1347:G:H8	8:CI:108:ARG:HB3	1.80	0.44
8:CI:71:ILE:CD1	8:CI:71:ILE:H	2.30	0.44
8:CI:38:PHE:CZ	8:CI:74:GLN:HB3	2.34	0.44
12:CM:1:ALA:O	12:CM:3:ILE:HG13	2.17	0.44
12:CM:5:GLY:O	12:CM:6:ILE:HB	2.17	0.44
13:CN:80:ARG:HH11	13:CN:80:ARG:HG2	1.82	0.44
33:D1:16:THR:HG21	33:D1:39:ASP:OD2	2.18	0.44
53:D6:155:LYS:HA	53:D6:158:GLU:OE2	2.18	0.44
53:D6:39:LEU:HG	53:D6:40:HIS:H	1.81	0.44

Continued on next page...

Continued from previous page...

Atom-1	Atom-2	Interatomic distance (Å)	Clash overlap (Å)
53:D6:79:ILE:HG22	53:D6:80:GLU:N	2.32	0.44
23:DB:1395:A:H4'	23:DB:1397:U:H5	1.80	0.44
23:DB:155:A:H2'	23:DB:156:A:H8	1.79	0.44
23:DB:1823:G:O2'	23:DB:1824:G:H5'	2.18	0.44
23:DB:1830:C:H2'	23:DB:1831:G:C8	2.52	0.44
23:DB:1831:G:O2'	23:DB:1832:C:H5'	2.18	0.44
23:DB:246:C:C2'	23:DB:247:G:H5'	2.48	0.44
23:DB:2839:G:O2'	23:DB:2840:C:H5'	2.18	0.44
23:DB:372:G:HO2'	23:DB:373:U:P	2.40	0.44
23:DB:438:G:H2'	23:DB:439:A:H8	1.82	0.44
23:DB:453:A:N3	23:DB:457:A:O2'	2.51	0.44
23:DB:518:G:H2'	23:DB:519:U:C6	2.53	0.44
23:DB:564:C:O2'	23:DB:565:C:H5'	2.18	0.44
23:DB:878:A:N3	23:DB:899:A:N7	2.66	0.44
25:DC:12:ARG:HA	25:DC:15:VAL:CG2	2.48	0.44
25:DC:76:VAL:HG12	25:DC:114:GLN:CG	2.36	0.44
47:DF:74:ALA:HB1	47:DF:76:PHE:CD2	2.53	0.44
47:DF:64:PRO:HB3	47:DF:88:VAL:HG21	1.99	0.44
48:DG:34:ARG:HH11	48:DG:34:ARG:HG2	1.82	0.44
40:DH:135:HIS:HB3	40:DH:138:VAL:CG2	2.48	0.44
27:DK:99:ILE:HD13	27:DK:118:LEU:CD2	2.47	0.44
38:DM:93:VAL:HG22	38:DM:94:ALA:H	1.82	0.44
43:DO:106:LEU:HG	43:DO:107:ALA:N	2.33	0.44
43:DO:109:ALA:O	43:DO:113:ALA:N	2.49	0.44
44:DQ:27:ARG:HH11	44:DQ:27:ARG:HG3	1.83	0.44
23:DB:994:C:H3'	44:DQ:53:LYS:HZ2	1.82	0.44
44:DQ:59:LEU:C	44:DQ:59:LEU:HD13	2.37	0.44
49:DR:39:LEU:CB	49:DR:53:PHE:HA	2.48	0.44
23:DB:139:U:O2'	50:DT:1:MET:HA	2.18	0.44
46:DU:48:VAL:O	46:DU:48:VAL:HG13	2.18	0.44
52:DW:16:GLU:N	52:DW:16:GLU:CD	2.71	0.44
52:DW:49:ASN:CB	52:DW:81:ILE:HG12	2.43	0.44
39:DX:27:ASN:HA	39:DX:27:ASN:HD22	1.61	0.44
23:DB:2081:U:H4'	51:DZ:25:THR:HG21	1.99	0.44
1:AA:412:A:H4'	1:AA:413:G:OP1	2.18	0.44
1:AA:551:U:O2'	11:AL:82:ARG:HD2	2.17	0.44
1:AA:598:U:H2'	1:AA:599:C:H6	1.81	0.44
1:AA:835:U:O2'	1:AA:836:G:H5'	2.17	0.44
1:AA:845:A:H3'	1:AA:846:G:H8	1.83	0.44
2:AC:137:VAL:HA	2:AC:148:ILE:CD1	2.40	0.44
3:AD:138:PRO:C	3:AD:140:ASP:H	2.22	0.44

Continued on next page...

Continued from previous page...

Atom-1	Atom-2	Interatomic distance (Å)	Clash overlap (Å)
3:AD:77:GLU:CA	3:AD:80:ARG:HG2	2.41	0.44
6:AG:121:ASN:N	6:AG:121:ASN:ND2	2.65	0.44
9:AJ:52:LEU:HA	9:AJ:62:ARG:H	1.83	0.44
11:AL:48:LEU:O	11:AL:49:ARG:C	2.56	0.44
13:AN:63:CYS:HB2	13:AN:79:SER:CB	2.48	0.44
15:AP:6:LEU:HD23	15:AP:17:TYR:CB	2.48	0.44
16:AQ:74:LEU:HD22	16:AQ:75:VAL:H	1.80	0.44
53:B6:14:MET:CE	53:B6:165:THR:HG23	2.47	0.44
22:BA:20:G:H2'	22:BA:21:G:C8	2.52	0.44
23:BB:1082:U:C2	23:BB:1086:A:N1	2.86	0.44
23:BB:1141:U:H4'	23:BB:1142:A:C1'	2.47	0.44
23:BB:1330:C:O2'	23:BB:1331:G:H5'	2.17	0.44
23:BB:1809:A:H2'	23:BB:1810:A:C8	2.53	0.44
23:BB:1938:A:O2'	23:BB:1939:U:H5''	2.16	0.44
23:BB:2549:G:O2'	23:BB:2550:G:H5'	2.17	0.44
23:BB:2562:U:H2'	23:BB:2563:U:H5'	1.99	0.44
23:BB:2840:C:O2'	23:BB:2841:C:H5'	2.18	0.44
23:BB:668:A:C2	23:BB:670:A:C6	3.06	0.44
23:BB:717:C:C3'	23:BB:718:A:H5''	2.46	0.44
25:BC:80:LEU:HD22	25:BC:109:LEU:HD12	1.99	0.44
25:BC:43:ASN:ND2	25:BC:44:ASN:N	2.66	0.44
25:BC:42:ARG:HG3	25:BC:46:GLY:O	2.18	0.44
25:BC:76:VAL:HG23	25:BC:76:VAL:O	2.17	0.44
26:BD:56:LYS:HD3	26:BD:58:ASN:HB3	1.99	0.44
29:BE:160:ALA:O	29:BE:161:ALA:HB3	2.18	0.44
29:BE:2:GLU:OE1	29:BE:13:THR:N	2.51	0.44
47:BF:147:ARG:HB3	47:BF:147:ARG:CZ	2.48	0.44
48:BG:10:VAL:CG1	48:BG:14:VAL:HG21	2.48	0.44
40:BH:104:THR:HA	40:BH:109:GLU:OE2	2.18	0.44
24:BI:29:GLN:HA	24:BI:29:GLN:NE2	2.32	0.44
24:BI:38:CYS:O	24:BI:42:ASN:ND2	2.51	0.44
41:BJ:55:ILE:CG2	41:BJ:123:LYS:HB2	2.48	0.44
38:BM:26:VAL:HG22	38:BM:133:LYS:HA	2.00	0.44
38:BM:69:PRO:C	38:BM:71:LYS:H	2.21	0.44
42:BN:90:ARG:HB3	42:BN:94:TYR:CE1	2.53	0.44
28:BP:112:ARG:HB2	28:BP:112:ARG:NH1	2.27	0.44
44:BQ:86:SER:CB	49:BR:51:VAL:HA	2.48	0.44
49:BR:91:GLN:HG3	49:BR:92:TRP:H	1.81	0.44
46:BU:86:PHE:HB2	46:BU:92:VAL:HB	2.00	0.44
39:BX:42:LEU:O	39:BX:46:VAL:HG23	2.18	0.44
1:CA:1171:A:H2'	1:CA:1172:C:C6	2.53	0.44

Continued on next page...

Continued from previous page...

Atom-1	Atom-2	Interatomic distance (Å)	Clash overlap (Å)
1:CA:1212:U:C5'	1:CA:1213:A:OP1	2.66	0.44
1:CA:455:G:H2'	1:CA:456:A:H8	1.82	0.44
1:CA:702:A:C8	23:DB:1848:A:H1'	2.53	0.44
1:CA:92:U:O2'	1:CA:93:U:H5'	2.17	0.44
1:CA:996:A:H2'	1:CA:997:U:C6	2.52	0.44
1:CA:1158:C:O2'	20:CB:131:LYS:HB2	2.18	0.44
20:CB:86:CYS:HB2	20:CB:221:ARG:HH11	1.83	0.44
20:CB:8:MET:HB2	20:CB:9:LEU:H	1.59	0.44
4:CE:82:HIS:CE1	4:CE:146:MET:HA	2.53	0.44
1:CA:586:C:O2'	7:CH:3:GLN:NE2	2.51	0.44
9:CJ:52:LEU:HA	9:CJ:62:ARG:H	1.82	0.44
10:CK:109:ILE:HG22	21:CU:16:ARG:HH12	1.83	0.44
12:CM:28:ARG:CZ	12:CM:62:PHE:HB2	2.48	0.44
12:CM:64:VAL:HA	12:CM:68:LEU:CD1	2.48	0.44
13:CN:97:LYS:NZ	13:CN:97:LYS:HB3	2.31	0.44
1:CA:720:C:C5'	17:CR:40:PRO:HA	2.48	0.44
17:CR:36:GLY:HA3	17:CR:70:THR:HA	1.99	0.44
23:DB:1942:C:H4'	53:D6:133:ARG:HH12	1.83	0.44
23:DB:1064:C:H2'	23:DB:1065:U:O4'	2.18	0.44
23:DB:1082:U:H2'	23:DB:1083:U:O4'	2.18	0.44
23:DB:1237:A:HO2'	23:DB:1238:G:C4'	2.30	0.44
23:DB:1248:G:O2'	44:DQ:2:ARG:HA	2.18	0.44
23:DB:1411:U:H2'	23:DB:1412:U:H6	1.82	0.44
23:DB:1639:C:C2'	23:DB:1640:A:H5''	2.48	0.44
23:DB:1729:U:C5'	23:DB:1730:C:H4'	2.48	0.44
23:DB:1829:A:N6	23:DB:1977:A:N6	2.66	0.44
23:DB:2095:A:H3'	23:DB:2096:C:H6	1.82	0.44
23:DB:2109:U:C4	23:DB:2181:U:C5	3.06	0.44
23:DB:2458:G:H1'	23:DB:2460:U:O4	2.18	0.44
23:DB:2751:G:N3	23:DB:2751:G:H2'	2.32	0.44
23:DB:2884:U:H4'	31:D0:49:ARG:NH2	2.33	0.44
23:DB:31:C:C2'	23:DB:32:C:H5'	2.47	0.44
23:DB:361:G:H2'	23:DB:362:A:H8	1.82	0.44
23:DB:635:C:H2'	23:DB:636:G:H8	1.83	0.44
23:DB:753:A:O2'	23:DB:754:U:H5'	2.17	0.44
23:DB:948:C:H2'	23:DB:949:G:H8	1.83	0.44
25:DC:99:GLU:HG2	25:DC:100:ARG:N	2.33	0.44
26:DD:3:GLY:O	26:DD:4:LEU:HD13	2.17	0.44
29:DE:134:LEU:HD23	29:DE:161:ALA:N	2.32	0.44
48:DG:30:GLY:H	48:DG:78:VAL:HA	1.83	0.44
40:DH:104:THR:HA	40:DH:108:VAL:O	2.18	0.44

Continued on next page...

Continued from previous page...

Atom-1	Atom-2	Interatomic distance (Å)	Clash overlap (Å)
40:DH:110:VAL:O	40:DH:110:VAL:HG22	2.17	0.44
40:DH:32:PRO:O	40:DH:33:GLN:HB2	2.18	0.44
40:DH:80:ILE:O	40:DH:80:ILE:HD12	2.18	0.44
23:DB:1095:A:N6	24:DI:29:GLN:HE22	2.16	0.44
41:DJ:120:ARG:HB3	41:DJ:120:ARG:HE	1.50	0.44
27:DK:104:THR:OG1	27:DK:107:LEU:HD11	2.17	0.44
38:DM:46:ILE:CG1	38:DM:47:GLU:N	2.81	0.44
44:DQ:87:VAL:HG12	44:DQ:88:GLU:N	2.33	0.44
35:DV:75:GLN:HB2	35:DV:90:ASP:O	2.17	0.44
52:DW:23:LYS:HD2	52:DW:24:ARG:H	1.82	0.44
39:DX:39:GLN:CB	39:DX:42:LEU:HD22	2.47	0.44
51:DZ:53:ALA:C	51:DZ:55:GLY:H	2.20	0.44
1:AA:1003:G:H21	1:AA:1005:A:C5'	2.31	0.43
1:AA:1102:A:H2'	1:AA:1103:C:C6	2.52	0.43
1:AA:1222:G:O2'	1:AA:1223:C:H5'	2.17	0.43
1:AA:1272:G:H2'	1:AA:1273:C:H6	1.83	0.43
1:AA:1342:C:O2'	8:AI:125:GLN:CB	2.66	0.43
1:AA:14:U:O2	1:AA:17:U:H5	2.00	0.43
1:AA:564:C:H1'	16:AQ:32:ILE:O	2.18	0.43
1:AA:985:C:H2'	1:AA:986:U:C6	2.53	0.43
20:AB:103:TRP:O	20:AB:107:ARG:HG2	2.17	0.43
3:AD:39:GLN:HG3	3:AD:40:HIS:N	2.33	0.43
8:AI:10:ARG:HB3	8:AI:15:ALA:HA	1.98	0.43
8:AI:112:ARG:O	8:AI:112:ARG:HG3	2.17	0.43
8:AI:48:ARG:O	8:AI:52:GLU:N	2.42	0.43
11:AL:36:VAL:HG23	11:AL:36:VAL:O	2.16	0.43
53:B6:112:LYS:HB3	53:B6:116:ARG:HH22	1.77	0.43
53:B6:56:ALA:HB1	53:B6:68:VAL:HG12	2.00	0.43
23:BB:1104:C:H2'	23:BB:1105:U:C6	2.48	0.43
23:BB:1021:A:H2	23:BB:1122:G:H4'	1.83	0.43
23:BB:1262:A:H2'	23:BB:1263:U:O4'	2.17	0.43
23:BB:1347:A:H2'	23:BB:1348:C:O4'	2.18	0.43
23:BB:1461:C:H2'	23:BB:1462:C:C6	2.53	0.43
23:BB:1665:A:O2'	23:BB:1666:G:H5'	2.17	0.43
23:BB:1788:C:C2'	23:BB:1789:A:H5'	2.48	0.43
23:BB:2065:C:H2'	23:BB:2066:C:H6	1.83	0.43
23:BB:2221:G:O2'	23:BB:2222:C:H5'	2.17	0.43
23:BB:2230:G:H2'	23:BB:2231:U:H6	1.78	0.43
23:BB:241:A:O2'	34:B3:2:LYS:NZ	2.50	0.43
23:BB:2428:G:H5''	23:BB:2429:G:OP1	2.18	0.43
23:BB:2545:G:O2'	23:BB:2546:U:H5'	2.17	0.43

Continued on next page...

Continued from previous page...

Atom-1	Atom-2	Interatomic distance (Å)	Clash overlap (Å)
23:BB:2729:G:H2'	23:BB:2730:C:C6	2.53	0.43
23:BB:428:A:O2'	23:BB:429:A:H5'	2.18	0.43
26:BD:149:ASN:N	26:BD:152:PRO:HG2	2.33	0.43
29:BE:109:LEU:HD12	29:BE:112:LEU:HD12	1.98	0.43
29:BE:46:GLN:HB3	29:BE:86:ALA:CA	2.48	0.43
47:BF:115:GLY:HA2	47:BF:177:ARG:NH1	2.25	0.43
47:BF:165:GLY:O	47:BF:169:LEU:HD12	2.17	0.43
48:BG:167:VAL:HG21	48:BG:169:ARG:HH12	1.83	0.43
48:BG:168:VAL:HG12	48:BG:170:THR:HG23	1.99	0.43
23:BB:1081:U:H5'	24:BI:126:ARG:HD2	1.99	0.43
27:BK:64:ARG:HG2	27:BK:79:PHE:CD2	2.53	0.43
27:BK:79:PHE:O	27:BK:81:GLY:N	2.51	0.43
27:BK:99:ILE:HD13	27:BK:118:LEU:CD2	2.46	0.43
37:BL:102:GLY:O	37:BL:105:ILE:HG12	2.18	0.43
37:BL:92:LEU:HD22	37:BL:124:GLY:HA3	2.00	0.43
23:BB:2723:C:H5''	42:BN:1:MET:HE2	1.98	0.43
44:BQ:10:ARG:NH1	44:BQ:10:ARG:HB2	2.33	0.43
44:BQ:7:VAL:O	44:BQ:11:ALA:HB2	2.18	0.43
49:BR:39:LEU:HB2	49:BR:49:ILE:HD11	1.99	0.43
46:BU:48:VAL:H	46:BU:53:GLN:HB2	1.81	0.43
46:BU:73:ASN:HB3	46:BU:95:PHE:CD2	2.52	0.43
35:BV:44:HIS:O	35:BV:45:ASP:C	2.56	0.43
51:BZ:59:ILE:HG23	51:BZ:67:VAL:HG21	2.00	0.43
1:CA:1097:C:H2'	1:CA:1098:C:C6	2.53	0.43
1:CA:1160:G:O2'	1:CA:1161:C:H5'	2.17	0.43
1:CA:1461:G:O2'	1:CA:1462:C:H5'	2.17	0.43
1:CA:508:U:H1'	1:CA:509:A:N7	2.33	0.43
1:CA:604:G:H2'	1:CA:605:U:O4'	2.18	0.43
1:CA:613:C:H2'	1:CA:614:C:C6	2.53	0.43
1:CA:679:C:O2'	1:CA:680:C:H5'	2.18	0.43
1:CA:85:U:O2	1:CA:85:U:O4'	2.33	0.43
20:CB:46:VAL:CG1	20:CB:47:PRO:HD3	2.36	0.43
2:CC:113:LYS:HB2	2:CC:184:ASN:OD1	2.18	0.43
3:CD:167:PRO:HB2	3:CD:170:LEU:HD21	2.00	0.43
3:CD:39:GLN:HG3	3:CD:40:HIS:N	2.32	0.43
3:CD:98:ASP:OD2	3:CD:99:ASN:N	2.49	0.43
4:CE:57:ALA:O	4:CE:61:LYS:HG2	2.18	0.43
4:CE:64:GLU:HG3	4:CE:65:LYS:N	2.31	0.43
6:CG:145:GLU:C	6:CG:147:ASN:N	2.72	0.43
7:CH:54:THR:HG23	7:CH:55:LYS:N	2.33	0.43
8:CI:5:TYR:HD2	8:CI:88:GLU:CB	2.30	0.43

Continued on next page...

Continued from previous page...

Atom-1	Atom-2	Interatomic distance (Å)	Clash overlap (Å)
8:CI:9:GLY:HA3	8:CI:81:GLY:N	2.33	0.43
9:CJ:36:VAL:HG12	9:CJ:38:GLY:H	1.83	0.43
11:CL:82:ARG:HG2	11:CL:82:ARG:HH11	1.83	0.43
13:CN:50:LEU:HG	13:CN:51:PRO:CD	2.48	0.43
21:CU:3:ILE:HG22	21:CU:19:LYS:NZ	2.33	0.43
33:D1:31:GLU:H	33:D1:31:GLU:CD	2.21	0.43
22:DA:20:G:H2'	22:DA:21:G:C8	2.52	0.43
23:DB:1052:C:H2'	23:DB:1053:C:H6	1.83	0.43
23:DB:1098:A:H2'	24:DI:4:VAL:C	2.37	0.43
23:DB:1106:G:H2'	23:DB:1107:G:C8	2.53	0.43
23:DB:131:A:H2'	23:DB:132:G:C8	2.53	0.43
23:DB:1400:U:H6	23:DB:1400:U:O5'	2.01	0.43
23:DB:1509:A:H4'	23:DB:1510:G:O4'	2.18	0.43
23:DB:1778:U:H2'	23:DB:1784:A:N6	2.31	0.43
23:DB:1818:U:C4	25:DC:152:GLN:HB3	2.53	0.43
23:DB:2145:C:O2	23:DB:2145:C:O4'	2.35	0.43
23:DB:2235:G:H2'	23:DB:2236:U:H6	1.81	0.43
23:DB:2309:A:H2'	23:DB:2310:C:H6	1.83	0.43
23:DB:467:G:O2'	23:DB:468:G:H5'	2.18	0.43
23:DB:690:G:H2'	23:DB:691:C:O4'	2.17	0.43
23:DB:780:G:H21	23:DB:783:A:H62	1.64	0.43
23:DB:784:G:H5''	25:DC:225:ASN:OD1	2.18	0.43
23:DB:823:C:H2'	23:DB:824:U:H6	1.83	0.43
25:DC:21:PRO:C	25:DC:23:LEU:H	2.22	0.43
26:DD:158:GLY:O	26:DD:160:LYS:N	2.51	0.43
26:DD:187:LEU:HD12	26:DD:188:LEU:N	2.33	0.43
48:DG:154:GLU:CG	48:DG:156:TYR:HB2	2.47	0.43
24:DI:41:PHE:CE2	24:DI:45:THR:HG21	2.53	0.43
37:DL:105:ILE:HG22	37:DL:106:GLU:N	2.33	0.43
37:DL:3:LEU:HA	37:DL:6:LEU:HD21	2.00	0.43
37:DL:93:ASN:ND2	37:DL:94:THR:N	2.65	0.43
38:DM:40:ARG:HB2	38:DM:93:VAL:HG22	1.99	0.43
38:DM:42:THR:HA	38:DM:93:VAL:HA	1.99	0.43
43:DO:56:LYS:O	43:DO:57:ALA:C	2.55	0.43
43:DO:75:GLY:O	43:DO:78:VAL:HG23	2.18	0.43
28:DP:64:SER:O	28:DP:66:GLY:N	2.45	0.43
44:DQ:63:ARG:CZ	44:DQ:96:ASP:HA	2.47	0.43
52:DW:37:VAL:HG22	52:DW:55:ASP:O	2.18	0.43
30:DY:16:LEU:HD23	30:DY:19:HIS:CD2	2.53	0.43
1:AA:1003:G:N2	1:AA:1005:A:C5'	2.81	0.43
1:AA:1014:A:H2'	1:AA:1015:G:C8	2.53	0.43

Continued on next page...

Continued from previous page...

Atom-1	Atom-2	Interatomic distance (Å)	Clash overlap (Å)
1:AA:1114:C:H2'	1:AA:1115:U:C6	2.54	0.43
1:AA:1309:G:H2'	1:AA:1310:G:C8	2.54	0.43
1:AA:37:U:H2'	1:AA:38:G:H8	1.83	0.43
1:AA:57:G:H2'	1:AA:58:C:H6	1.81	0.43
1:AA:585:G:H2'	1:AA:586:C:O4'	2.19	0.43
1:AA:693:G:P	10:AK:126:ARG:HH12	2.41	0.43
20:AB:151:LYS:HG3	20:AB:152:ASP:H	1.79	0.43
20:AB:53:LEU:HA	20:AB:56:LEU:HD13	2.00	0.43
2:AC:8:GLY:HA3	13:AN:88:MET:SD	2.58	0.43
3:AD:167:PRO:HB2	3:AD:170:LEU:HD21	2.00	0.43
4:AE:71:ILE:HD11	4:AE:144:GLU:HG3	2.00	0.43
6:AG:14:ASP:H	6:AG:19:SER:H	1.64	0.43
8:AI:5:TYR:HD2	8:AI:88:GLU:CB	2.31	0.43
10:AK:80:ASN:ND2	10:AK:80:ASN:N	2.67	0.43
12:AM:2:ARG:O	12:AM:4:ALA:N	2.51	0.43
15:AP:1:MET:HE3	15:AP:1:MET:CA	2.48	0.43
15:AP:20:VAL:CG2	15:AP:32:PHE:HB2	2.48	0.43
15:AP:52:LEU:CD2	15:AP:75:ILE:HA	2.48	0.43
53:B6:84:ARG:O	53:B6:86:SER:N	2.51	0.43
22:BA:23:G:H2'	22:BA:24:G:C8	2.54	0.43
22:BA:75:G:H2'	22:BA:76:G:C8	2.53	0.43
22:BA:79:G:O2'	22:BA:80:U:H5'	2.18	0.43
23:BB:1197:G:H2'	23:BB:1198:U:H6	1.83	0.43
23:BB:1210:G:H1'	23:BB:1212:G:C2	2.53	0.43
23:BB:1332:G:N3	23:BB:1332:G:H5'	2.33	0.43
23:BB:1419:A:H2'	23:BB:1421:G:N7	2.32	0.43
23:BB:1430:G:H2'	23:BB:1431:A:C8	2.54	0.43
23:BB:1541:C:H2'	23:BB:1542:U:H6	1.83	0.43
23:BB:1613:G:O2'	36:B2:3:ARG:HD2	2.18	0.43
23:BB:1718:G:H2'	23:BB:1719:G:C8	2.51	0.43
23:BB:1870:C:H5'	23:BB:1871:A:N7	2.33	0.43
23:BB:1903:G:H2'	23:BB:1904:G:H8	1.83	0.43
23:BB:1904:G:O2'	23:BB:1905:C:H5'	2.19	0.43
23:BB:2365:G:O2'	52:BW:59:PHE:CE1	2.70	0.43
23:BB:2814:A:H2'	23:BB:2815:C:C6	2.53	0.43
23:BB:550:C:H2'	23:BB:550:C:O2	2.18	0.43
23:BB:732:C:O2'	23:BB:733:G:H5'	2.18	0.43
26:BD:117:GLY:O	26:BD:164:GLN:HA	2.18	0.43
24:BI:103:ALA:O	24:BI:107:GLU:HG3	2.18	0.43
24:BI:63:ASP:C	24:BI:65:SER:N	2.71	0.43
23:BB:1063:G:O3'	24:BI:88:GLY:HA3	2.18	0.43

Continued on next page...

Continued from previous page...

Atom-1	Atom-2	Interatomic distance (Å)	Clash overlap (Å)
23:BB:1076:C:C4'	24:BI:94:LYS:HE3	2.39	0.43
41:BJ:96:ARG:CZ	41:BJ:99:ARG:HD2	2.49	0.43
42:BN:34:ILE:HG22	42:BN:35:LYS:N	2.33	0.43
28:BP:27:VAL:O	28:BP:42:PHE:N	2.51	0.43
44:BQ:59:LEU:O	44:BQ:62:ALA:HB3	2.18	0.43
30:BY:8:GLN:CG	30:BY:31:ILE:HA	2.46	0.43
1:CA:1057:G:H2'	1:CA:1058:G:O4'	2.18	0.43
1:CA:1117:A:H5''	8:CI:105:ARG:NH2	2.33	0.43
1:CA:1152:A:H2'	1:CA:1153:G:C8	2.53	0.43
1:CA:1237:C:H4'	1:CA:1334:G:N2	2.33	0.43
1:CA:1451:U:H5''	1:CA:1452:C:OP2	2.18	0.43
1:CA:1459:G:O2'	1:CA:1460:C:H5'	2.17	0.43
1:CA:384:G:H2'	1:CA:385:C:H6	1.82	0.43
1:CA:728:A:O2'	1:CA:729:A:H5'	2.18	0.43
1:CA:830:G:H2'	1:CA:831:A:C8	2.53	0.43
3:CD:29:THR:CG2	3:CD:30:LYS:HD3	2.48	0.43
9:CJ:41:PRO:HG2	9:CJ:42:LEU:H	1.83	0.43
12:CM:15:VAL:HG22	12:CM:33:LEU:CD1	2.48	0.43
14:CO:74:ASP:OD1	14:CO:77:ARG:HG3	2.18	0.43
19:CT:14:GLU:O	19:CT:17:ARG:HB3	2.18	0.43
33:D1:35:LEU:N	33:D1:35:LEU:HD23	2.33	0.43
33:D1:32:LYS:HZ2	33:D1:52:LYS:HA	1.83	0.43
53:D6:143:LEU:HG	53:D6:147:LEU:HD11	1.99	0.43
23:DB:1025:G:H8	23:DB:1025:G:OP1	2.01	0.43
23:DB:1508:A:H3'	23:DB:1509:A:C5	2.53	0.43
23:DB:2010:G:O2'	23:DB:2011:U:H5'	2.19	0.43
23:DB:2509:G:N2	23:DB:2510:C:H1'	2.33	0.43
23:DB:2888:C:H2'	23:DB:2889:C:C6	2.53	0.43
23:DB:308:G:H2'	23:DB:309:A:O4'	2.19	0.43
23:DB:405:U:H4'	23:DB:405:U:OP2	2.18	0.43
23:DB:539:G:H2'	23:DB:540:C:C6	2.53	0.43
23:DB:584:C:H2'	23:DB:585:G:H8	1.83	0.43
23:DB:781:A:OP1	25:DC:216:ARG:NH2	2.51	0.43
23:DB:840:C:H2'	23:DB:841:G:H8	1.82	0.43
25:DC:132:ARG:HA	25:DC:166:ARG:HH11	1.83	0.43
25:DC:14:HIS:O	25:DC:203:VAL:HG11	2.18	0.43
29:DE:1:MET:HB3	29:DE:14:VAL:HG23	2.00	0.43
48:DG:15:ASP:CB	48:DG:26:LYS:H	2.19	0.43
40:DH:87:GLU:CD	40:DH:87:GLU:H	2.21	0.43
41:DJ:58:ASN:O	41:DJ:60:ASP:N	2.44	0.43
37:DL:42:SER:C	37:DL:44:GLY:N	2.72	0.43

Continued on next page...

Continued from previous page...

Atom-1	Atom-2	Interatomic distance (Å)	Clash overlap (Å)
28:DP:50:ARG:HB3	28:DP:57:ALA:N	2.32	0.43
45:DS:28:LYS:HD2	45:DS:30:SER:H	1.83	0.43
50:DT:1:MET:HG2	50:DT:1:MET:H3	1.70	0.43
1:AA:1084:G:H2'	1:AA:1085:U:C6	2.53	0.43
1:AA:1105:A:O2'	1:AA:1106:G:H5'	2.19	0.43
1:AA:1463:U:H2'	1:AA:1464:U:H6	1.82	0.43
1:AA:313:A:H2'	1:AA:314:C:H6	1.83	0.43
1:AA:490:C:H2'	1:AA:491:G:H8	1.83	0.43
1:AA:626:G:H2'	1:AA:627:G:C8	2.53	0.43
1:AA:64:G:O3'	1:AA:65:A:H3'	2.18	0.43
1:AA:830:G:H2'	1:AA:831:A:C8	2.53	0.43
20:AB:134:LEU:HA	20:AB:137:THR:OG1	2.17	0.43
20:AB:150:ILE:O	20:AB:150:ILE:HG12	2.18	0.43
20:AB:20:ARG:HA	20:AB:38:HIS:HE1	1.83	0.43
2:AC:53:ARG:HB3	2:AC:68:HIS:CD2	2.53	0.43
6:AG:110:ARG:HB2	6:AG:118:ARG:HB3	2.01	0.43
8:AI:14:SER:HB2	8:AI:69:GLY:HA3	1.99	0.43
23:BB:1726:C:H2'	23:BB:1727:C:H6	1.82	0.43
23:BB:1731:G:O2'	23:BB:1732:C:H5''	2.18	0.43
23:BB:1799:G:H4'	23:BB:1800:C:O5'	2.18	0.43
23:BB:2277:G:OP1	38:BM:86:LYS:N	2.51	0.43
23:BB:2455:G:H2'	23:BB:2456:C:H6	1.81	0.43
23:BB:2513:A:H2'	23:BB:2514:U:C6	2.54	0.43
23:BB:2852:G:O2'	23:BB:2853:C:H5'	2.17	0.43
23:BB:2888:C:H2'	23:BB:2889:C:C6	2.53	0.43
23:BB:307:G:N1	23:BB:310:A:OP2	2.50	0.43
23:BB:596:U:H2'	23:BB:597:G:H8	1.83	0.43
23:BB:671:C:H2'	23:BB:672:C:C6	2.53	0.43
29:BE:130:LYS:C	29:BE:132:LYS:N	2.71	0.43
29:BE:18:THR:HG22	29:BE:106:LYS:HE2	2.00	0.43
29:BE:18:THR:HG22	29:BE:106:LYS:HZ1	1.83	0.43
48:BG:148:ARG:HB2	48:BG:161:VAL:O	2.18	0.43
48:BG:29:ASN:ND2	48:BG:77:GLY:O	2.51	0.43
48:BG:94:ARG:HH21	48:BG:105:SER:H	1.67	0.43
40:BH:66:ASN:N	40:BH:66:ASN:ND2	2.61	0.43
24:BI:4:VAL:HG13	24:BI:4:VAL:O	2.18	0.43
37:BL:101:ILE:CG2	37:BL:105:ILE:HG13	2.48	0.43
37:BL:42:SER:C	37:BL:44:GLY:N	2.71	0.43
45:BS:10:ALA:C	45:BS:12:SER:H	2.22	0.43
1:CA:1473:G:O2'	1:CA:1474:U:H5'	2.19	0.43
1:CA:238:A:C3'	1:CA:239:U:H5''	2.49	0.43

Continued on next page...

Continued from previous page...

Atom-1	Atom-2	Interatomic distance (Å)	Clash overlap (Å)
1:CA:555:U:H2'	1:CA:556:C:H6	1.83	0.43
1:CA:585:G:O2'	1:CA:586:C:H5'	2.18	0.43
1:CA:772:U:O2'	1:CA:773:G:H5'	2.18	0.43
1:CA:9:G:N7	1:CA:558:G:O2'	2.49	0.43
20:CB:25:LYS:HD3	20:CB:193:ASP:OD2	2.18	0.43
2:CC:109:GLU:OE2	2:CC:143:LEU:HG	2.19	0.43
2:CC:58:ARG:HG2	2:CC:63:ILE:HG23	2.01	0.43
3:CD:138:PRO:C	3:CD:140:ASP:H	2.21	0.43
4:CE:103:GLY:O	4:CE:121:ASN:HA	2.18	0.43
4:CE:98:ALA:HB2	4:CE:123:LEU:HG	1.99	0.43
6:CG:45:ALA:HB2	6:CG:116:ALA:O	2.18	0.43
8:CI:34:LEU:HD11	8:CI:47:VAL:HG21	2.00	0.43
8:CI:83:THR:HA	8:CI:86:LEU:HD22	1.99	0.43
9:CJ:53:ILE:HG13	13:CN:84:ARG:CZ	2.49	0.43
9:CJ:6:ILE:O	9:CJ:75:ASP:HA	2.18	0.43
1:CA:667:G:H4'	14:CO:51:HIS:ND1	2.33	0.43
14:CO:78:TYR:CE1	14:CO:82:ILE:HD11	2.53	0.43
31:D0:30:ASP:OD2	31:D0:31:LYS:N	2.50	0.43
31:D0:2:VAL:HG12	31:D0:3:GLN:H	1.83	0.43
33:D1:26:LYS:HB2	33:D1:52:LYS:HD2	1.99	0.43
23:DB:1124:G:O2'	32:D4:37:GLN:HG2	2.18	0.43
22:DA:66:A:N6	22:DA:107:G:H2'	2.28	0.43
22:DA:15:A:O2'	22:DA:16:G:H5'	2.19	0.43
22:DA:43:C:H4'	47:DF:91:ARG:NE	2.33	0.43
23:DB:1092:C:C2'	23:DB:1093:G:H5'	2.48	0.43
23:DB:1098:A:C3'	24:DI:3:LYS:C	2.87	0.43
23:DB:1108:U:H2'	23:DB:1109:C:H5'	2.00	0.43
23:DB:1506:U:H2'	23:DB:1507:C:C6	2.53	0.43
23:DB:1790:C:H2'	23:DB:1791:A:N7	2.32	0.43
23:DB:1843:C:H2'	23:DB:1844:C:H6	1.83	0.43
23:DB:222:A:H61	23:DB:232:G:H1'	1.83	0.43
23:DB:2691:C:H2'	23:DB:2692:G:H8	1.83	0.43
23:DB:2694:G:O2'	23:DB:2695:U:H5'	2.18	0.43
23:DB:309:A:N3	23:DB:329:G:O2'	2.46	0.43
23:DB:341:C:O2'	23:DB:342:A:H5'	2.17	0.43
23:DB:544:C:H4'	23:DB:545:U:OP1	2.18	0.43
23:DB:589:U:H2'	23:DB:590:A:C8	2.54	0.43
23:DB:671:C:H2'	23:DB:672:C:C6	2.53	0.43
23:DB:812:C:O2'	23:DB:813:U:H5'	2.18	0.43
23:DB:919:U:H6	23:DB:919:U:O5'	2.01	0.43
26:DD:32:ASN:HB3	26:DD:50:VAL:HG21	2.00	0.43

Continued on next page...

Continued from previous page...

Atom-1	Atom-2	Interatomic distance (Å)	Clash overlap (Å)
47:DF:11:VAL:HG12	47:DF:12:VAL:N	2.20	0.43
47:DF:134:GLN:C	47:DF:136:ILE:N	2.71	0.43
47:DF:141:ASP:CB	47:DF:144:LYS:HB2	2.48	0.43
48:DG:168:VAL:HG12	48:DG:170:THR:HG23	2.00	0.43
24:DI:72:THR:OG1	24:DI:73:PRO:HD2	2.18	0.43
41:DJ:19:ASP:OD2	41:DJ:58:ASN:HB2	2.18	0.43
41:DJ:3:THR:HG21	44:DQ:60:TRP:NE1	2.15	0.43
41:DJ:96:ARG:CZ	41:DJ:99:ARG:HD2	2.48	0.43
37:DL:4:ASN:O	37:DL:6:LEU:N	2.50	0.43
38:DM:19:GLY:N	38:DM:38:ARG:NH1	2.65	0.43
38:DM:23:GLY:O	38:DM:101:VAL:HG12	2.17	0.43
38:DM:57:VAL:O	38:DM:59:ARG:N	2.46	0.43
28:DP:29:VAL:HB	28:DP:79:VAL:O	2.18	0.43
44:DQ:30:VAL:CG1	44:DQ:31:TYR:N	2.78	0.43
44:DQ:63:ARG:HH12	44:DQ:96:ASP:CA	2.31	0.43
23:DB:996:A:H4'	44:DQ:91:ARG:NE	2.33	0.43
49:DR:59:ILE:HA	49:DR:101:ILE:H	1.83	0.43
50:DT:57:VAL:CG2	50:DT:58:VAL:H	2.17	0.43
52:DW:44:PHE:HE2	52:DW:76:ARG:CZ	2.30	0.43
52:DW:77:LYS:HA	52:DW:77:LYS:HD3	1.85	0.43
1:AA:1141:C:H2'	1:AA:1142:G:H8	1.84	0.43
1:AA:1231:G:O2'	1:AA:1232:U:H5'	2.19	0.43
1:AA:1340:A:O2'	1:AA:1341:U:H5'	2.17	0.43
1:AA:1381:U:O2'	1:AA:1382:C:H5'	2.18	0.43
1:AA:186:C:H2'	1:AA:187:G:O4'	2.18	0.43
1:AA:250:A:H1'	1:AA:252:U:C5	2.54	0.43
1:AA:543:U:O2'	1:AA:544:G:H5'	2.19	0.43
1:AA:935:A:O2'	1:AA:936:C:H5'	2.18	0.43
2:AC:194:VAL:HG12	2:AC:195:ILE:N	2.34	0.43
3:AD:197:HIS:CG	3:AD:198:LEU:N	2.87	0.43
3:AD:81:LEU:HB2	3:AD:88:ASN:HD22	1.82	0.43
4:AE:82:HIS:CE1	4:AE:146:MET:HA	2.53	0.43
5:AF:81:ASN:HB3	5:AF:84:VAL:HG12	2.00	0.43
8:AI:21:LYS:O	8:AI:61:ASP:N	2.48	0.43
8:AI:41:GLU:C	8:AI:43:ALA:N	2.72	0.43
8:AI:46:VAL:HG23	8:AI:47:VAL:N	2.32	0.43
12:AM:15:VAL:HG22	12:AM:33:LEU:CD1	2.49	0.43
13:AN:46:LYS:HE3	18:AS:15:LEU:HD12	1.99	0.43
1:AA:625:U:H4'	15:AP:16:PHE:CZ	2.53	0.43
33:B1:26:LYS:HB3	33:B1:52:LYS:HZ2	1.84	0.43
36:B2:33:ARG:HH21	36:B2:33:ARG:CB	2.31	0.43

Continued on next page...

Continued from previous page...

Atom-1	Atom-2	Interatomic distance (Å)	Clash overlap (Å)
23:BB:1076:C:H4'	24:BI:94:LYS:HZ2	1.82	0.43
23:BB:123:G:H4'	23:BB:1376:C:O5'	2.19	0.43
23:BB:1351:C:H2'	23:BB:1352:U:C1'	2.48	0.43
23:BB:739:A:H5''	23:BB:1784:A:C2	2.54	0.43
23:BB:1822:C:O2'	23:BB:1823:G:H5'	2.19	0.43
23:BB:2300:C:H2'	23:BB:2301:C:C6	2.53	0.43
23:BB:2635:A:H5'	26:BD:79:LEU:HB2	2.00	0.43
23:BB:2774:C:OP1	26:BD:169:ARG:HG3	2.19	0.43
23:BB:2805:C:H2'	23:BB:2806:C:H6	1.81	0.43
23:BB:2877:G:O2'	23:BB:2878:U:H5'	2.18	0.43
23:BB:2897:U:H2'	23:BB:2898:U:H6	1.82	0.43
23:BB:39:G:H2'	23:BB:40:U:H6	1.83	0.43
23:BB:598:U:H2'	23:BB:599:A:C8	2.53	0.43
23:BB:656:G:H2'	23:BB:657:U:O4'	2.18	0.43
23:BB:794:A:H2'	23:BB:795:C:C6	2.53	0.43
23:BB:920:A:H2'	23:BB:921:C:H6	1.83	0.43
25:BC:70:LYS:HD2	25:BC:101:ARG:NH2	2.33	0.43
26:BD:32:ASN:HB3	26:BD:50:VAL:CG2	2.48	0.43
29:BE:118:LEU:HD21	29:BE:188:MET:CE	2.48	0.43
29:BE:145:ASP:OD1	29:BE:183:PHE:HA	2.18	0.43
40:BH:72:ILE:O	40:BH:141:LYS:NZ	2.52	0.43
40:BH:79:THR:HG22	40:BH:145:ASN:HB2	1.99	0.43
40:BH:57:LYS:O	40:BH:61:VAL:HG12	2.18	0.43
24:BI:11:GLN:NE2	24:BI:74:PRO:HG2	2.33	0.43
37:BL:85:VAL:HG22	37:BL:94:THR:HG21	1.99	0.43
38:BM:63:ILE:N	38:BM:63:ILE:HD12	2.32	0.43
42:BN:32:GLU:O	42:BN:114:GLU:HA	2.18	0.43
42:BN:28:LEU:O	42:BN:32:GLU:HA	2.19	0.43
44:BQ:81:GLY:HA3	44:BQ:112:ALA:HB1	2.00	0.43
44:BQ:24:TYR:CD1	44:BQ:25:GLY:N	2.83	0.43
44:BQ:108:LEU:HD23	49:BR:48:LYS:HB2	2.00	0.43
49:BR:81:LYS:HD3	49:BR:81:LYS:HA	1.89	0.43
1:CA:1206:G:H2'	1:CA:1207:G:O4'	2.18	0.43
1:CA:125:U:H2'	1:CA:126:G:C8	2.54	0.43
1:CA:926:G:H3'	1:CA:1505:G:H21	1.84	0.43
1:CA:286:C:H2'	1:CA:287:U:H6	1.83	0.43
1:CA:37:U:H2'	1:CA:38:G:H8	1.84	0.43
1:CA:636:U:O2'	1:CA:637:C:H5'	2.18	0.43
1:CA:948:C:O2'	1:CA:949:A:H5'	2.17	0.43
1:CA:958:A:N6	1:CA:959:A:N1	2.66	0.43
20:CB:114:LYS:NZ	20:CB:152:ASP:OD1	2.52	0.43

Continued on next page...

Continued from previous page...

Atom-1	Atom-2	Interatomic distance (Å)	Clash overlap (Å)
2:CC:46:LEU:HD11	2:CC:75:VAL:HG13	1.98	0.43
6:CG:125:ASP:HB3	6:CG:131:GLY:N	2.34	0.43
7:CH:110:MET:SD	7:CH:115:ALA:HB2	2.59	0.43
7:CH:58:LEU:HD22	7:CH:60:LEU:HB2	2.00	0.43
10:CK:92:ARG:HH11	21:CU:20:ARG:NH2	2.16	0.43
12:CM:3:ILE:HA	12:CM:56:ARG:NH1	2.32	0.43
17:CR:51:GLN:HA	17:CR:51:GLN:HE21	1.82	0.43
1:CA:958:A:P	18:CS:54:ARG:HH22	2.41	0.43
32:D4:13:ASN:OD1	32:D4:29:ALA:HB2	2.18	0.43
22:DA:4:C:H2'	22:DA:5:U:C6	2.54	0.43
23:DB:1099:G:N7	24:DI:3:LYS:HD3	2.33	0.43
23:DB:1213:A:N1	23:DB:1237:A:H1'	2.34	0.43
23:DB:1374:G:H2'	23:DB:1375:U:C6	2.54	0.43
23:DB:1591:A:H2'	23:DB:1592:C:O4'	2.18	0.43
23:DB:1845:G:C6	23:DB:1896:G:C6	3.07	0.43
23:DB:2643:G:H2'	23:DB:2644:G:O4'	2.18	0.43
23:DB:2648:G:H2'	23:DB:2649:C:H6	1.82	0.43
23:DB:2834:G:H2'	23:DB:2879:A:H61	1.84	0.43
23:DB:471:A:OP1	29:DE:79:ARG:NH1	2.51	0.43
23:DB:596:U:H2'	23:DB:597:G:C8	2.54	0.43
23:DB:622:G:O2'	23:DB:623:C:H5'	2.18	0.43
23:DB:664:G:O2'	23:DB:665:U:H5'	2.19	0.43
23:DB:847:U:H2'	23:DB:848:C:C6	2.53	0.43
23:DB:920:A:H2'	23:DB:921:C:H6	1.83	0.43
26:DD:55:LYS:H	26:DD:76:GLY:H	1.67	0.43
40:DH:135:HIS:CG	40:DH:136:SER:N	2.86	0.43
24:DI:54:ILE:O	24:DI:54:ILE:HG23	2.18	0.43
41:DJ:72:LYS:HB3	41:DJ:89:PHE:H	1.84	0.43
27:DK:64:ARG:HG2	27:DK:79:PHE:CD2	2.53	0.43
37:DL:131:ALA:HA	37:DL:134:ALA:CB	2.48	0.43
38:DM:105:MET:HB2	38:DM:117:PHE:CE2	2.53	0.43
42:DN:52:ILE:O	42:DN:55:ALA:HB3	2.18	0.43
44:DQ:52:ARG:C	44:DQ:54:ARG:N	2.72	0.43
44:DQ:9:ALA:O	44:DQ:11:ALA:N	2.52	0.43
49:DR:63:VAL:O	49:DR:63:VAL:HG23	2.18	0.43
46:DU:73:ASN:ND2	46:DU:76:THR:H	2.15	0.43
51:DZ:68:LEU:HD13	51:DZ:78:TYR:CE1	2.53	0.43
1:AA:1054:C:H1'	1:AA:1196:A:C4	2.53	0.43
1:AA:1207:G:H2'	1:AA:1208:C:C6	2.53	0.43
1:AA:1479:C:O2'	1:AA:1480:A:H5'	2.18	0.43
1:AA:704:A:C2	1:AA:705:G:H1'	2.53	0.43

Continued on next page...

Continued from previous page...

Atom-1	Atom-2	Interatomic distance (Å)	Clash overlap (Å)
1:AA:757:U:O2'	1:AA:758:C:H5'	2.18	0.43
1:AA:772:U:O2'	1:AA:773:G:H5'	2.19	0.43
1:AA:856:C:O2'	1:AA:857:C:H5'	2.18	0.43
1:AA:999:C:O5'	1:AA:999:C:H6	2.00	0.43
20:AB:195:VAL:HG12	20:AB:197:PHE:N	2.30	0.43
4:AE:85:LYS:HG3	4:AE:93:VAL:O	2.18	0.43
5:AF:100:SER:HA	17:AR:23:LYS:CD	2.48	0.43
5:AF:92:THR:HG22	5:AF:94:HIS:N	2.11	0.43
5:AF:99:ALA:O	5:AF:100:SER:CB	2.66	0.43
1:AA:590:U:OP1	7:AH:29:SER:HA	2.18	0.43
8:AI:17:ARG:O	8:AI:64:ILE:HA	2.19	0.43
8:AI:64:ILE:HD12	8:AI:64:ILE:N	2.34	0.43
14:AO:43:PHE:CE1	14:AO:56:LEU:HD22	2.54	0.43
16:AQ:16:MET:HB2	16:AQ:19:SER:O	2.19	0.43
33:B1:24:LYS:HZ2	33:B1:33:LEU:HB2	1.83	0.43
36:B2:12:ARG:HG2	36:B2:44:VAL:HG11	1.99	0.43
34:B3:31:ILE:HD11	34:B3:34:LYS:CD	2.47	0.43
53:B6:42:LYS:HA	53:B6:50:VAL:C	2.38	0.43
53:B6:80:GLU:CG	53:B6:92:PRO:HB2	2.48	0.43
22:BA:106:G:H2'	22:BA:107:G:O4'	2.18	0.43
23:BB:1076:C:H2'	23:BB:1077:A:H8	1.83	0.43
23:BB:1173:U:H2'	23:BB:1174:U:C4'	2.47	0.43
23:BB:1464:G:O2'	23:BB:1465:G:H5'	2.18	0.43
23:BB:1573:G:H2'	23:BB:1574:C:H5'	2.01	0.43
23:BB:165:A:H2'	23:BB:166:U:O4'	2.18	0.43
23:BB:2282:G:O2'	23:BB:2283:C:OP2	2.28	0.43
23:BB:2472:G:H1	23:BB:2477:U:P	2.42	0.43
23:BB:2785:C:H2'	23:BB:2786:U:C6	2.53	0.43
23:BB:332:A:O2'	23:BB:334:C:OP2	2.36	0.43
23:BB:622:G:O2'	23:BB:623:C:H5'	2.18	0.43
23:BB:691:C:O2'	23:BB:692:C:H5'	2.17	0.43
23:BB:971:G:O2'	23:BB:972:A:H5'	2.19	0.43
26:BD:16:THR:HG22	26:BD:17:GLU:N	2.33	0.43
26:BD:70:LYS:HD3	26:BD:70:LYS:C	2.38	0.43
29:BE:146:VAL:CG1	29:BE:187:VAL:HG23	2.48	0.43
29:BE:72:SER:C	29:BE:74:LYS:H	2.21	0.43
47:BF:111:ARG:N	47:BF:111:ARG:HD2	2.33	0.43
47:BF:35:LEU:HD13	47:BF:56:LEU:CD1	2.46	0.43
40:BH:111:ALA:HB3	40:BH:114:GLU:CG	2.48	0.43
40:BH:116:ARG:H	40:BH:130:VAL:HG12	1.82	0.43
40:BH:41:LYS:C	40:BH:43:ASN:N	2.71	0.43

Continued on next page...

Continued from previous page...

Atom-1	Atom-2	Interatomic distance (Å)	Clash overlap (Å)
24:BI:91:LYS:O	24:BI:94:LYS:HB2	2.18	0.43
41:BJ:44:TYR:O	41:BJ:45:THR:CB	2.66	0.43
41:BJ:75:TYR:CD1	41:BJ:86:GLN:HB3	2.52	0.43
27:BK:58:LEU:H	27:BK:58:LEU:HD23	1.80	0.43
37:BL:79:LEU:HB2	37:BL:113:ALA:H	1.84	0.43
43:BO:56:LYS:O	43:BO:57:ALA:C	2.57	0.43
28:BP:45:VAL:H	28:BP:60:VAL:HB	1.83	0.43
23:BB:2019:A:C4'	44:BQ:33:VAL:HG11	2.48	0.43
50:BT:8:LEU:HD22	50:BT:46:ALA:HA	1.99	0.43
35:BV:72:VAL:HG12	35:BV:93:ARG:CA	2.44	0.43
23:BB:2081:U:C5'	51:BZ:25:THR:HG21	2.49	0.43
51:BZ:56:MET:HA	51:BZ:59:ILE:HG12	1.99	0.43
1:CA:208:U:H2'	1:CA:210:C:N3	2.33	0.43
1:CA:314:C:O2'	1:CA:315:A:H5'	2.19	0.43
1:CA:450:G:N7	1:CA:481:G:O6	2.51	0.43
1:CA:614:C:C2'	1:CA:615:G:H5'	2.49	0.43
1:CA:657:U:H1'	14:CO:22:THR:O	2.18	0.43
1:CA:744:C:O2'	1:CA:745:G:H5'	2.18	0.43
1:CA:768:A:O2'	1:CA:769:G:H5'	2.19	0.43
20:CB:162:VAL:HG13	20:CB:184:ALA:CB	2.44	0.43
20:CB:164:ASP:OD1	20:CB:203:ASP:HB2	2.18	0.43
2:CC:134:LYS:HG3	2:CC:167:TYR:HE2	1.83	0.43
3:CD:169:TRP:HB2	3:CD:183:ARG:O	2.19	0.43
8:CI:30:ASN:O	8:CI:31:GLN:HB2	2.19	0.43
8:CI:45:MET:SD	8:CI:45:MET:N	2.92	0.43
12:CM:10:ASP:CA	12:CM:44:ILE:HD13	2.42	0.43
13:CN:30:ILE:H	13:CN:30:ILE:HD12	1.83	0.43
13:CN:68:ARG:HH12	13:CN:70:HIS:CB	2.14	0.43
13:CN:87:ALA:CA	13:CN:92:ILE:HD13	2.47	0.43
23:DB:2015:A:N3	31:D0:2:VAL:HG22	2.33	0.43
33:D1:3:GLY:O	33:D1:5:ARG:N	2.52	0.43
22:DA:65:U:C2'	22:DA:66:A:H5'	2.49	0.43
23:DB:1099:G:OP2	24:DI:2:LYS:O	2.36	0.43
23:DB:1259:G:H2'	23:DB:1260:A:C8	2.53	0.43
23:DB:1259:G:H2'	23:DB:1260:A:H8	1.83	0.43
23:DB:1387:A:H5'	23:DB:1469:A:H1'	2.00	0.43
23:DB:1445:G:O2'	23:DB:1446:C:H5'	2.19	0.43
23:DB:1556:C:H2'	23:DB:1557:C:C6	2.54	0.43
23:DB:1767:G:O2'	23:DB:1768:C:H5'	2.19	0.43
23:DB:1818:U:HO2'	23:DB:1819:A:P	2.42	0.43
23:DB:1854:A:H2'	23:DB:1855:U:H5'	2.00	0.43

Continued on next page...

Continued from previous page...

Atom-1	Atom-2	Interatomic distance (Å)	Clash overlap (Å)
23:DB:1905:C:O2'	23:DB:1929:G:H1'	2.18	0.43
23:DB:2265:U:H3'	23:DB:2266:A:C5'	2.49	0.43
23:DB:2395:C:H2'	23:DB:2396:G:O4'	2.19	0.43
23:DB:287:G:N3	23:DB:287:G:H2'	2.33	0.43
23:DB:28:A:O2'	23:DB:29:U:H5'	2.17	0.43
23:DB:39:G:H2'	23:DB:40:U:C6	2.54	0.43
23:DB:444:C:O2'	23:DB:445:C:H5'	2.18	0.43
23:DB:699:A:H2'	23:DB:700:G:O4'	2.18	0.43
23:DB:819:A:H5'	23:DB:973:A:N1	2.34	0.43
23:DB:840:C:H2'	23:DB:841:G:C8	2.53	0.43
23:DB:1789:A:OP2	25:DC:220:ARG:HD3	2.18	0.43
25:DC:52:HIS:O	25:DC:53:ILE:HB	2.19	0.43
25:DC:89:ASN:HA	25:DC:89:ASN:HD22	1.52	0.43
23:DB:2774:C:P	26:DD:169:ARG:HG3	2.58	0.43
26:DD:35:THR:O	26:DD:36:GLN:HB3	2.17	0.43
29:DE:72:SER:C	29:DE:74:LYS:H	2.22	0.43
47:DF:68:LYS:HG3	47:DF:81:GLY:O	2.18	0.43
47:DF:74:ALA:HB3	47:DF:78:ILE:HD13	2.01	0.43
40:DH:110:VAL:HG13	40:DH:110:VAL:O	2.18	0.43
40:DH:5:LEU:HD12	40:DH:17:ASP:CB	2.47	0.43
41:DJ:55:ILE:CG2	41:DJ:123:LYS:HB2	2.49	0.43
28:DP:45:VAL:H	28:DP:60:VAL:HB	1.83	0.43
44:DQ:81:GLY:HA3	44:DQ:112:ALA:HB1	2.01	0.43
45:DS:66:ILE:O	45:DS:69:LEU:HB2	2.19	0.43
35:DV:35:GLU:HG3	35:DV:93:ARG:CZ	2.48	0.43
52:DW:37:VAL:HB	52:DW:38:ARG:HD3	2.00	0.43
51:DZ:71:LEU:HD11	51:DZ:78:TYR:HB3	1.99	0.43
1:AA:1206:G:H2'	1:AA:1207:G:O4'	2.19	0.43
1:AA:1270:G:H4'	1:AA:1313:U:O2'	2.19	0.43
1:AA:591:U:H2'	1:AA:592:G:C8	2.53	0.43
1:AA:85:U:O2	1:AA:85:U:O4'	2.35	0.43
2:AC:156:LEU:HG	2:AC:163:ARG:O	2.18	0.43
2:AC:88:LYS:C	2:AC:88:LYS:HD2	2.39	0.43
3:AD:146:GLU:HA	3:AD:149:LYS:CG	2.43	0.43
4:AE:93:VAL:HG22	4:AE:126:ALA:HB1	2.00	0.43
6:AG:144:ALA:O	6:AG:146:ALA:N	2.43	0.43
6:AG:69:ARG:HA	6:AG:99:ALA:HB2	2.01	0.43
7:AH:113:ARG:HE	7:AH:113:ARG:C	2.22	0.43
8:AI:50:PRO:HD3	8:AI:79:ARG:CG	2.47	0.43
12:AM:18:LEU:HD23	12:AM:21:ILE:HD12	2.00	0.43
16:AQ:14:ASP:OD1	16:AQ:53:GLY:HA2	2.17	0.43

Continued on next page...

Continued from previous page...

Atom-1	Atom-2	Interatomic distance (Å)	Clash overlap (Å)
16:AQ:42:LYS:O	16:AQ:43:LEU:HD12	2.19	0.43
5:AF:86:ARG:HD2	17:AR:63:TYR:O	2.19	0.43
17:AR:36:GLY:HA3	17:AR:70:THR:HA	2.00	0.43
18:AS:25:GLY:O	18:AS:27:LYS:HE2	2.18	0.43
53:B6:142:LYS:HE2	53:B6:142:LYS:HA	2.00	0.43
22:BA:65:U:C2'	22:BA:66:A:H5'	2.48	0.43
23:BB:1100:C:H2'	23:BB:1101:U:C6	2.53	0.43
23:BB:1183:U:O2'	23:BB:1184:U:H5'	2.18	0.43
23:BB:1444:G:H2'	23:BB:1445:G:C8	2.53	0.43
23:BB:1671:U:H2'	23:BB:1673:G:OP2	2.18	0.43
23:BB:1811:G:O2'	23:BB:1812:U:H5'	2.19	0.43
23:BB:1846:G:N2	23:BB:1848:A:N6	2.67	0.43
23:BB:1900:A:N1	23:BB:1970:A:C5	2.86	0.43
23:BB:758:C:O2	23:BB:1981:A:H2	2.02	0.43
23:BB:2190:G:H2'	23:BB:2191:A:C8	2.53	0.43
23:BB:2223:G:C2'	23:BB:2224:G:H5'	2.48	0.43
23:BB:2269:G:O3'	52:BW:18:LYS:HG2	2.18	0.43
23:BB:1783:A:N1	23:BB:2587:A:H2'	2.34	0.43
23:BB:2671:G:H2'	23:BB:2672:U:H6	1.82	0.43
23:BB:2848:G:N2	23:BB:2867:G:C2	2.85	0.43
23:BB:322:A:H1'	23:BB:339:U:O2	2.18	0.43
23:BB:557:C:H2'	23:BB:558:U:H6	1.81	0.43
23:BB:771:G:O2'	23:BB:772:C:H5'	2.19	0.43
25:BC:80:LEU:HD21	25:BC:109:LEU:HB2	2.00	0.43
26:BD:67:HIS:O	26:BD:70:LYS:HB3	2.19	0.43
47:BF:79:ARG:H	47:BF:82:TYR:HB2	1.84	0.43
48:BG:148:ARG:HB2	48:BG:152:ARG:HH21	1.84	0.43
48:BG:54:ARG:HD2	48:BG:57:TYR:CE1	2.54	0.43
40:BH:137:GLU:HG3	40:BH:138:VAL:N	2.33	0.43
41:BJ:73:VAL:O	41:BJ:74:TYR:HB2	2.18	0.43
37:BL:115:GLU:N	37:BL:115:GLU:OE1	2.52	0.43
38:BM:46:ILE:HG13	38:BM:47:GLU:N	2.32	0.43
38:BM:66:ARG:CZ	38:BM:101:VAL:HG11	2.47	0.43
42:BN:24:MET:CG	42:BN:44:LEU:HD22	2.49	0.43
27:BK:75:SER:HB2	28:BP:73:PHE:HA	1.99	0.43
44:BQ:26:ALA:HB1	44:BQ:30:VAL:CB	2.49	0.43
49:BR:63:VAL:O	49:BR:63:VAL:HG23	2.18	0.43
45:BS:88:ARG:N	45:BS:92:ARG:O	2.49	0.43
50:BT:18:GLU:O	50:BT:20:ALA:N	2.48	0.43
50:BT:45:ALA:O	50:BT:48:GLN:HB2	2.19	0.43
46:BU:86:PHE:CG	46:BU:87:GLU:N	2.86	0.43

Continued on next page...

Continued from previous page...

Atom-1	Atom-2	Interatomic distance (Å)	Clash overlap (Å)
52:BW:44:PHE:O	52:BW:78:PHE:HA	2.18	0.43
1:CA:1015:G:N2	1:CA:1218:C:O2	2.51	0.43
1:CA:1247:U:O2'	1:CA:1248:A:H5'	2.19	0.43
1:CA:1366:C:O2'	1:CA:1367:C:H5'	2.19	0.43
1:CA:476:U:H2'	1:CA:477:C:O4'	2.18	0.43
1:CA:596:A:H2'	1:CA:597:G:H8	1.83	0.43
1:CA:605:U:H2'	1:CA:606:G:C8	2.53	0.43
1:CA:714:G:H21	1:CA:777:A:H1'	1.83	0.43
1:CA:872:A:C4	1:CA:874:G:N7	2.87	0.43
20:CB:83:ALA:O	20:CB:88:GLN:NE2	2.52	0.43
20:CB:84:LEU:O	20:CB:84:LEU:HD23	2.18	0.43
4:CE:44:ARG:HD2	4:CE:72:ASN:HD22	1.82	0.43
8:CI:50:PRO:HD3	8:CI:79:ARG:CG	2.49	0.43
10:CK:30:ILE:HG22	10:CK:45:THR:OG1	2.18	0.43
12:CM:2:ARG:O	12:CM:4:ALA:N	2.52	0.43
12:CM:53:ASP:HA	12:CM:56:ARG:NH2	2.34	0.43
13:CN:64:ARG:HA	13:CN:64:ARG:HD3	1.79	0.43
14:CO:36:ILE:CD1	14:CO:59:MET:HE3	2.43	0.43
17:CR:60:ARG:O	17:CR:64:LEU:HD13	2.17	0.43
22:DA:4:C:H2'	22:DA:5:U:H6	1.84	0.43
23:DB:1241:A:O4'	23:DB:1241:A:N3	2.50	0.43
23:DB:1292:G:H2'	23:DB:1293:C:H6	1.81	0.43
23:DB:1563:U:O2'	23:DB:1564:C:H5'	2.19	0.43
23:DB:2199:A:H5'	23:DB:2200:C:OP2	2.17	0.43
23:DB:2298:A:C2	23:DB:2321:U:C5	3.06	0.43
23:DB:2262:U:H1'	23:DB:2328:A:H1'	2.01	0.43
23:DB:233:A:H61	23:DB:428:A:H61	1.65	0.43
23:DB:2734:A:H2'	23:DB:2735:G:C5'	2.46	0.43
23:DB:630:G:H4'	23:DB:640:C:O2'	2.18	0.43
23:DB:638:G:H2'	23:DB:639:U:C6	2.53	0.43
23:DB:672:C:H2'	23:DB:673:C:C6	2.53	0.43
23:DB:832:U:H2'	23:DB:833:A:C8	2.53	0.43
25:DC:4:LYS:HB3	25:DC:5:CYS:H	1.56	0.43
29:DE:161:ALA:HB1	29:DE:167:VAL:HG22	2.00	0.43
23:DB:620:G:O6	29:DE:98:LYS:HE2	2.18	0.43
47:DF:125:GLY:HA2	47:DF:162:ASP:CA	2.40	0.43
47:DF:59:ILE:HG12	47:DF:137:PHE:CE2	2.53	0.43
47:DF:37:MET:HG2	47:DF:52:ALA:HB1	2.00	0.43
48:DG:100:ASN:O	48:DG:116:LEU:HD13	2.19	0.43
48:DG:9:VAL:O	48:DG:11:PRO:HD3	2.18	0.43
40:DH:131:SER:HB2	40:DH:141:LYS:CG	2.49	0.43

Continued on next page...

Continued from previous page...

Atom-1	Atom-2	Interatomic distance (Å)	Clash overlap (Å)
40:DH:96:THR:CG2	40:DH:97:ARG:H	2.18	0.43
41:DJ:38:GLY:CA	41:DJ:51:GLY:HA2	2.49	0.43
27:DK:24:VAL:CG1	27:DK:33:ALA:HB2	2.47	0.43
43:DO:73:ALA:O	43:DO:77:ALA:N	2.52	0.43
44:DQ:104:ALA:O	44:DQ:105:PHE:HB3	2.17	0.43
44:DQ:56:PHE:O	44:DQ:59:LEU:HB3	2.19	0.43
50:DT:48:GLN:HA	50:DT:48:GLN:NE2	2.33	0.43
46:DU:20:LYS:HB2	46:DU:20:LYS:NZ	2.33	0.43
46:DU:82:VAL:CG1	46:DU:93:ARG:HB3	2.46	0.43
39:DX:22:LEU:HG	39:DX:23:ARG:HG2	2.01	0.43
30:DY:46:MET:HB3	30:DY:46:MET:HE2	1.79	0.43
1:AA:1133:G:O2'	1:AA:1134:G:H5'	2.19	0.43
1:AA:1147:C:H2'	1:AA:1148:U:C6	2.54	0.43
1:AA:1258:G:C4	1:AA:1278:G:N2	2.86	0.43
1:AA:1237:C:H4'	1:AA:1334:G:N2	2.34	0.43
1:AA:597:G:H2'	1:AA:598:U:H5'	2.01	0.43
1:AA:656:G:O2'	1:AA:657:U:H5'	2.17	0.43
1:AA:865:A:H2'	1:AA:866:C:H6	1.80	0.43
1:AA:978:A:H5'	1:AA:1362:A:H61	1.84	0.43
20:AB:42:LEU:HA	20:AB:45:THR:HB	2.00	0.43
20:AB:86:CYS:HB2	20:AB:221:ARG:HH11	1.83	0.43
2:AC:125:ARG:O	2:AC:126:ARG:HB2	2.18	0.43
2:AC:55:VAL:HG12	2:AC:56:ILE:N	2.34	0.43
4:AE:79:THR:OG1	4:AE:97:PRO:HA	2.19	0.43
6:AG:125:ASP:HB3	6:AG:131:GLY:N	2.34	0.43
10:AK:22:ILE:HD13	10:AK:95:THR:CG2	2.49	0.43
17:AR:66:LEU:O	17:AR:67:LEU:HG	2.18	0.43
18:AS:39:ILE:HG13	18:AS:68:HIS:O	2.19	0.43
33:B1:31:GLU:H	33:B1:31:GLU:CD	2.21	0.43
23:BB:2348:U:OP1	34:B3:37:THR:HG21	2.19	0.43
53:B6:26:ALA:C	53:B6:28:LEU:H	2.21	0.43
23:BB:1063:G:O2'	24:BI:88:GLY:HA3	2.18	0.43
23:BB:1251:C:OP2	44:BQ:5:ARG:NE	2.50	0.43
23:BB:1399:C:H2'	23:BB:1400:U:C6	2.54	0.43
23:BB:1592:C:H2'	23:BB:1593:A:H8	1.84	0.43
23:BB:1685:C:H2'	23:BB:1686:C:H6	1.83	0.43
23:BB:1930:G:C2'	23:BB:1931:U:OP2	2.67	0.43
23:BB:193:U:H4'	23:BB:803:U:H5'	2.01	0.43
23:BB:2065:C:H2'	23:BB:2066:C:C6	2.53	0.43
23:BB:2103:C:H3'	23:BB:2104:C:O2	2.19	0.43
23:BB:2189:U:O2'	23:BB:2190:G:H5'	2.18	0.43

Continued on next page...

Continued from previous page...

Atom-1	Atom-2	Interatomic distance (Å)	Clash overlap (Å)
23:BB:2282:G:O3'	23:BB:2283:C:H4'	2.19	0.43
23:BB:2636:C:H2'	23:BB:2637:U:C6	2.53	0.43
23:BB:2641:G:H2'	23:BB:2642:G:H8	1.82	0.43
23:BB:518:G:H2'	23:BB:519:U:C6	2.54	0.43
25:BC:245:THR:C	25:BC:247:TRP:N	2.72	0.43
26:BD:13:ARG:HG3	26:BD:15:PHE:CE1	2.53	0.43
26:BD:125:TRP:CD1	26:BD:160:LYS:HB3	2.53	0.43
29:BE:176:ASP:O	29:BE:180:LEU:HG	2.19	0.43
29:BE:37:ALA:O	29:BE:39:ALA:N	2.50	0.43
40:BH:9:VAL:CG1	40:BH:12:LEU:HG	2.48	0.43
24:BI:83:ALA:N	24:BI:100:ILE:HD11	2.33	0.43
24:BI:32:VAL:HG22	24:BI:60:VAL:HG21	2.01	0.43
41:BJ:101:ILE:O	41:BJ:105:VAL:HG22	2.19	0.43
41:BJ:23:LYS:HZ2	41:BJ:142:ILE:HG23	1.84	0.43
43:BO:56:LYS:HG2	43:BO:60:GLU:OE1	2.19	0.43
44:BQ:87:VAL:HG12	44:BQ:88:GLU:N	2.33	0.43
45:BS:24:ILE:HG23	45:BS:32:ALA:HB1	2.01	0.43
46:BU:49:PRO:O	46:BU:50:ALA:HB2	2.17	0.43
52:BW:40:ARG:HE	52:BW:45:HIS:HE1	1.66	0.43
52:BW:59:PHE:O	52:BW:60:ALA:CB	2.66	0.43
30:BY:46:MET:HB3	30:BY:46:MET:HE2	1.76	0.43
1:CA:1446:A:H2'	1:CA:1447:A:H8	1.84	0.43
1:CA:177:G:N3	1:CA:177:G:O4'	2.51	0.43
1:CA:687:A:C2	1:CA:704:A:C5	3.07	0.43
2:CC:122:GLN:O	2:CC:127:VAL:HG22	2.19	0.43
2:CC:137:VAL:HA	2:CC:148:ILE:CD1	2.39	0.43
3:CD:115:GLN:HG3	3:CD:119:HIS:CE1	2.53	0.43
6:CG:110:ARG:HB2	6:CG:118:ARG:HB3	2.00	0.43
10:CK:70:ALA:HA	10:CK:73:VAL:CG2	2.49	0.43
11:CL:108:ASP:O	11:CL:110:LYS:HG2	2.18	0.43
12:CM:52:ILE:HA	12:CM:55:LEU:HG	2.00	0.43
14:CO:31:LEU:HA	14:CO:31:LEU:HD23	1.87	0.43
14:CO:43:PHE:CD1	14:CO:56:LEU:HD22	2.53	0.43
19:CT:83:ASN:C	19:CT:85:LEU:H	2.22	0.43
31:D0:2:VAL:HG12	31:D0:3:GLN:N	2.33	0.43
32:D4:22:VAL:O	32:D4:24:ARG:N	2.52	0.43
53:D6:38:LEU:O	53:D6:41:LEU:HB2	2.18	0.43
23:DB:1076:C:O2'	23:DB:1077:A:H5'	2.19	0.43
23:DB:126:A:O2'	23:DB:127:A:H5'	2.18	0.43
23:DB:1387:A:C5'	23:DB:1469:A:H1'	2.48	0.43
23:DB:1460:U:H3'	23:DB:1461:C:H5'	2.01	0.43

Continued on next page...

Continued from previous page...

Atom-1	Atom-2	Interatomic distance (Å)	Clash overlap (Å)
23:DB:1794:A:O2'	23:DB:1795:C:H5'	2.18	0.43
23:DB:2315:G:H2'	23:DB:2316:G:H8	1.84	0.43
23:DB:235:U:H2'	23:DB:236:C:H6	1.83	0.43
23:DB:263:G:H2'	23:DB:264:C:C6	2.53	0.43
23:DB:670:A:H3'	37:DL:43:GLY:H	1.83	0.43
25:DC:169:ALA:O	25:DC:185:ALA:HB3	2.18	0.43
25:DC:196:ASN:O	25:DC:197:ALA:HB3	2.18	0.43
25:DC:90:ILE:HG23	25:DC:91:ALA:N	2.32	0.43
26:DD:15:PHE:CD2	28:DP:77:SER:HA	2.53	0.43
29:DE:3:LEU:O	29:DE:12:LEU:HB2	2.19	0.43
47:DF:174:PHE:HA	47:DF:175:PRO:HD2	1.87	0.43
47:DF:33:ILE:HG22	47:DF:34:THR:N	2.33	0.43
47:DF:41:GLU:O	47:DF:43:ILE:N	2.52	0.43
47:DF:45:ASP:C	47:DF:47:LYS:H	2.22	0.43
48:DG:77:GLY:HA3	48:DG:135:ALA:O	2.19	0.43
48:DG:167:VAL:O	48:DG:168:VAL:HB	2.19	0.43
40:DH:2:GLN:O	40:DH:3:VAL:O	2.37	0.43
37:DL:60:ARG:O	37:DL:61:LEU:HD12	2.19	0.43
42:DN:12:ARG:HG3	42:DN:13:ASN:N	2.30	0.43
42:DN:77:ALA:O	42:DN:81:ASN:HB2	2.18	0.43
42:DN:96:ARG:HG2	42:DN:98:LEU:HD22	2.01	0.43
44:DQ:9:ALA:C	44:DQ:11:ALA:N	2.70	0.43
45:DS:10:ALA:C	45:DS:12:SER:H	2.21	0.43
35:DV:29:ILE:HG13	35:DV:88:HIS:CE1	2.51	0.43
23:DB:372:G:N7	51:DZ:57:ARG:HB3	2.33	0.43
1:AA:1042:A:H2'	1:AA:1043:G:O4'	2.19	0.43
1:AA:1057:G:H2'	1:AA:1058:G:O4'	2.17	0.43
1:AA:1262:C:H2'	1:AA:1263:C:C6	2.54	0.43
1:AA:1297:G:H1'	1:AA:1298:U:C5	2.52	0.43
1:AA:1522:U:O2'	1:AA:1523:G:H5'	2.18	0.43
1:AA:385:C:O2'	1:AA:386:C:H5'	2.19	0.43
1:AA:389:A:H3'	1:AA:390:U:C6	2.48	0.43
1:AA:411:A:O2'	1:AA:412:A:O4'	2.33	0.43
1:AA:492:C:H2'	1:AA:493:A:N3	2.34	0.43
1:AA:524:G:H2'	1:AA:525:C:H6	1.82	0.43
1:AA:613:C:H2'	1:AA:614:C:C6	2.53	0.43
1:AA:751:U:C2'	1:AA:752:G:H5'	2.48	0.43
1:AA:872:A:C4	1:AA:874:G:N7	2.87	0.43
1:AA:921:U:H2'	1:AA:922:G:O4'	2.19	0.43
20:AB:57:ASN:HA	20:AB:60:ALA:HB3	2.01	0.43
2:AC:126:ARG:HA	2:AC:126:ARG:NH1	2.32	0.43

Continued on next page...

Continued from previous page...

Atom-1	Atom-2	Interatomic distance (Å)	Clash overlap (Å)
3:AD:160:LEU:HD23	3:AD:164:ARG:HH21	1.83	0.43
1:AA:8:A:H5'	4:AE:105:ILE:HG22	2.01	0.43
4:AE:55:VAL:O	4:AE:59:ILE:HG13	2.19	0.43
5:AF:74:LEU:HA	5:AF:77:THR:OG1	2.19	0.43
6:AG:135:LYS:HD3	6:AG:139:ASP:OD2	2.19	0.43
6:AG:58:LEU:HD23	6:AG:58:LEU:N	2.32	0.43
7:AH:25:THR:O	7:AH:26:MET:HB3	2.19	0.43
7:AH:6:ILE:HB	7:AH:76:ARG:NH1	2.34	0.43
1:AA:552:U:H4'	11:AL:82:ARG:CG	2.48	0.43
12:AM:78:ARG:HH22	12:AM:82:LEU:HD11	1.83	0.43
19:AT:83:ASN:C	19:AT:85:LEU:H	2.21	0.43
31:B0:27:LEU:HB2	31:B0:28:SER:H	1.65	0.43
23:BB:686:U:O2'	36:B2:5:PHE:HA	2.19	0.43
23:BB:1197:G:O2'	23:BB:1198:U:H5'	2.19	0.43
23:BB:1294:U:C2'	23:BB:1295:C:H5'	2.48	0.43
23:BB:1315:C:H2'	23:BB:1316:U:C6	2.54	0.43
23:BB:1680:U:H2'	23:BB:1681:G:O4'	2.18	0.43
23:BB:1720:U:H2'	23:BB:1721:G:O4'	2.19	0.43
23:BB:1742:U:H2'	23:BB:1743:G:H8	1.82	0.43
23:BB:1797:G:C6	23:BB:1823:G:C6	3.07	0.43
23:BB:1863:G:H2'	23:BB:1864:U:O4'	2.18	0.43
23:BB:2098:U:H2'	23:BB:2099:U:C6	2.53	0.43
23:BB:2209:G:H2'	23:BB:2210:U:C5	2.52	0.43
23:BB:2322:A:H3'	23:BB:2323:G:C8	2.52	0.43
23:BB:2397:G:H2'	23:BB:2398:U:C6	2.53	0.43
23:BB:2439:A:H4'	23:BB:2440:C:O5'	2.19	0.43
23:BB:2492:U:O2'	23:BB:2493:U:H5'	2.19	0.43
23:BB:2570:G:H2'	23:BB:2571:U:O4'	2.19	0.43
23:BB:2606:C:O2'	23:BB:2607:G:H5'	2.18	0.43
23:BB:2694:G:H2'	23:BB:2695:U:C6	2.53	0.43
23:BB:363:G:H2'	23:BB:364:C:C5	2.53	0.43
23:BB:377:G:H2'	23:BB:378:C:H6	1.84	0.43
23:BB:499:U:H2'	23:BB:500:G:O4'	2.19	0.43
23:BB:545:U:H2'	23:BB:547:A:OP2	2.19	0.43
23:BB:823:C:H2'	23:BB:824:U:H6	1.79	0.43
23:BB:910:A:H2'	23:BB:911:A:C8	2.53	0.43
47:BF:45:ASP:C	47:BF:47:LYS:H	2.22	0.43
23:BB:2313:C:H5''	47:BF:87:LYS:CE	2.49	0.43
48:BG:34:ARG:HG2	48:BG:34:ARG:HH11	1.84	0.43
48:BG:37:ASN:HD22	48:BG:38:ASP:H	1.67	0.43
48:BG:10:VAL:N	48:BG:48:THR:HG22	2.34	0.43

Continued on next page...

Continued from previous page...

Atom-1	Atom-2	Interatomic distance (Å)	Clash overlap (Å)
40:BH:80:ILE:CD1	40:BH:102:ALA:HB2	2.44	0.43
40:BH:104:THR:O	40:BH:104:THR:HG23	2.19	0.43
40:BH:10:ALA:C	40:BH:12:LEU:H	2.22	0.43
27:BK:64:ARG:HD2	27:BK:102:PRO:O	2.19	0.43
38:BM:105:MET:HB2	38:BM:117:PHE:HZ	1.84	0.43
38:BM:46:ILE:CG1	38:BM:47:GLU:N	2.81	0.43
42:BN:61:ALA:C	42:BN:63:ARG:H	2.22	0.43
45:BS:2:GLU:O	45:BS:3:THR:C	2.57	0.43
35:BV:29:ILE:HG13	35:BV:88:HIS:CE1	2.50	0.43
52:BW:58:LEU:N	52:BW:58:LEU:HD22	2.34	0.43
51:BZ:49:LEU:HD12	51:BZ:49:LEU:N	2.28	0.43
1:CA:1241:G:H2'	1:CA:1242:G:C8	2.51	0.43
1:CA:1342:C:O2'	8:CI:125:GLN:HB2	2.19	0.43
1:CA:1356:G:H2'	1:CA:1357:A:C8	2.54	0.43
1:CA:207:C:H2'	1:CA:208:U:O4'	2.19	0.43
1:CA:333:U:H2'	1:CA:334:C:C6	2.54	0.43
1:CA:431:A:C2	1:CA:432:A:H1'	2.54	0.43
1:CA:982:U:OP2	13:CN:60:ARG:NH1	2.52	0.43
1:CA:985:C:H2'	1:CA:986:U:C6	2.53	0.43
3:CD:17:ASP:C	3:CD:19:PHE:H	2.22	0.43
4:CE:47:PHE:HZ	4:CE:137:ARG:HH21	1.66	0.43
7:CH:35:ILE:O	7:CH:39:LEU:HG	2.19	0.43
8:CI:122:ARG:HG3	8:CI:122:ARG:HH11	1.82	0.43
8:CI:30:ASN:HA	8:CI:30:ASN:HD22	1.67	0.43
1:CA:1060:U:OP1	9:CJ:53:ILE:HD11	2.18	0.43
10:CK:23:HIS:O	10:CK:29:THR:HA	2.19	0.43
10:CK:22:ILE:HD13	10:CK:95:THR:CG2	2.49	0.43
11:CL:120:ARG:CG	11:CL:121:PRO:HD2	2.36	0.43
12:CM:12:LYS:H	12:CM:44:ILE:CD1	2.31	0.43
53:D6:62:ASP:OD1	53:D6:65:THR:HB	2.18	0.43
23:DB:1063:G:O2'	23:DB:1064:C:H5'	2.18	0.43
23:DB:1161:C:H2'	23:DB:1162:G:C8	2.54	0.43
23:DB:1260:A:O2'	23:DB:1261:C:H5'	2.19	0.43
23:DB:1287:A:O2'	23:DB:1288:G:H5'	2.18	0.43
23:DB:1534:U:O2'	23:DB:1535:A:H2'	2.19	0.43
23:DB:1671:U:N3	23:DB:1674:G:OP2	2.48	0.43
23:DB:2516:A:O2'	23:DB:2517:C:H5'	2.18	0.43
23:DB:2676:C:O2'	23:DB:2677:G:H5'	2.18	0.43
23:DB:2787:C:H2'	23:DB:2788:C:C6	2.53	0.43
23:DB:2809:A:N6	23:DB:2891:U:H4'	2.34	0.43
23:DB:40:U:O2'	23:DB:41:C:H5'	2.19	0.43

Continued on next page...

Continued from previous page...

Atom-1	Atom-2	Interatomic distance (Å)	Clash overlap (Å)
23:DB:682:G:O2'	23:DB:683:U:H5'	2.19	0.43
29:DE:176:ASP:O	29:DE:180:LEU:HG	2.18	0.43
29:DE:146:VAL:CG1	29:DE:187:VAL:HG23	2.48	0.43
47:DF:131:VAL:O	47:DF:132:ARG:HB2	2.17	0.43
48:DG:168:VAL:HG12	48:DG:170:THR:CG2	2.48	0.43
40:DH:122:LEU:C	40:DH:124:THR:H	2.21	0.43
40:DH:12:LEU:HD21	40:DH:25:TYR:HE2	1.83	0.43
41:DJ:3:THR:CB	41:DJ:44:TYR:OH	2.67	0.43
23:DB:2547:A:H5''	27:DK:29:HIS:NE2	2.34	0.43
27:DK:87:LEU:HD12	27:DK:92:GLU:HA	2.00	0.43
23:DB:627:A:N6	37:DL:112:LEU:HD23	2.32	0.43
37:DL:124:GLY:CA	37:DL:143:GLU:HG3	2.49	0.43
43:DO:36:TYR:CD2	43:DO:36:TYR:N	2.87	0.43
49:DR:25:LEU:H	49:DR:94:THR:HG21	1.83	0.43
49:DR:86:GLN:HB2	49:DR:86:GLN:HE21	1.55	0.43
52:DW:79:ILE:HG22	52:DW:80:SER:N	2.33	0.43
1:AA:1130:A:H5'	8:AI:19:PHE:CE2	2.54	0.43
1:AA:1281:C:H5'	1:AA:1282:C:H5	1.84	0.43
1:AA:1320:C:H1'	18:AS:72:GLU:CA	2.49	0.43
1:AA:177:G:N3	1:AA:177:G:O4'	2.51	0.43
1:AA:355:C:C2'	1:AA:356:A:H5'	2.48	0.43
1:AA:52:C:H2'	1:AA:53:A:H8	1.84	0.43
1:AA:622:A:H2'	1:AA:623:C:H5'	1.99	0.43
1:AA:643:C:H2'	1:AA:644:U:H6	1.84	0.43
1:AA:692:U:H2'	1:AA:694:A:OP2	2.19	0.43
1:AA:80:A:C5	1:AA:81:A:H1'	2.53	0.43
20:AB:118:THR:HA	20:AB:121:GLN:HB3	2.00	0.43
2:AC:106:ARG:HG2	2:AC:106:ARG:O	2.19	0.43
3:AD:97:LEU:HD12	3:AD:136:VAL:HG22	2.01	0.43
3:AD:164:ARG:HG3	3:AD:165:GLU:H	1.84	0.43
6:AG:63:VAL:HG12	6:AG:127:ALA:HB1	2.01	0.43
7:AH:45:ILE:C	7:AH:63:LYS:HE3	2.39	0.43
8:AI:56:MET:O	8:AI:58:GLU:N	2.51	0.43
10:AK:82:GLU:HG3	10:AK:107:THR:OG1	2.19	0.43
12:AM:16:ILE:HG23	12:AM:17:ALA:H	1.83	0.43
14:AO:15:PHE:CD1	14:AO:15:PHE:N	2.87	0.43
14:AO:31:LEU:HA	14:AO:31:LEU:HD23	1.89	0.43
14:AO:71:LYS:HZ2	14:AO:72:ARG:HA	1.82	0.43
33:B1:46:VAL:HG22	33:B1:47:ILE:H	1.84	0.43
32:B4:9:LYS:O	32:B4:10:LEU:HD23	2.19	0.43
53:B6:29:ARG:O	53:B6:30:THR:O	2.37	0.43

Continued on next page...

Continued from previous page...

Atom-1	Atom-2	Interatomic distance (Å)	Clash overlap (Å)
53:B6:90:LEU:O	53:B6:92:PRO:HD3	2.19	0.43
23:BB:1144:A:O2'	23:BB:1145:C:H5'	2.19	0.43
23:BB:1455:G:H5'	42:BN:60:VAL:HG21	2.00	0.43
23:BB:1468:U:H2'	23:BB:1522:A:N6	2.34	0.43
23:BB:1561:C:H2'	23:BB:1562:U:H6	1.84	0.43
23:BB:2031:A:C6	23:BB:2498:C:H1'	2.53	0.43
23:BB:2109:U:H2'	23:BB:2110:G:O4'	2.19	0.43
23:BB:2702:G:H2'	23:BB:2703:C:C6	2.53	0.43
23:BB:2727:A:O3'	27:BK:70:ARG:NH2	2.51	0.43
23:BB:2752:C:H2'	23:BB:2752:C:O2	2.18	0.43
23:BB:275:C:N3	23:BB:276:U:H1'	2.34	0.43
23:BB:28:A:O2'	23:BB:29:U:H5'	2.17	0.43
25:BC:15:VAL:HG13	25:BC:204:LEU:O	2.19	0.43
25:BC:196:ASN:O	25:BC:197:ALA:HB3	2.19	0.43
23:BB:1844:C:O3'	25:BC:255:LYS:HE2	2.18	0.43
47:BF:29:ARG:H	47:BF:29:ARG:CD	2.31	0.43
48:BG:97:VAL:HA	48:BG:102:ILE:HA	2.01	0.43
48:BG:162:ARG:CZ	48:BG:168:VAL:HG21	2.49	0.43
40:BH:144:VAL:HG12	40:BH:145:ASN:N	2.34	0.43
40:BH:2:GLN:O	40:BH:3:VAL:O	2.37	0.43
24:BI:37:PHE:HB2	24:BI:66:PHE:CZ	2.54	0.43
37:BL:118:THR:O	37:BL:120:VAL:HG23	2.19	0.43
37:BL:18:ARG:C	37:BL:19:LEU:HD12	2.39	0.43
38:BM:127:LYS:HD2	38:BM:127:LYS:N	2.32	0.43
28:BP:64:SER:O	28:BP:66:GLY:N	2.47	0.43
44:BQ:106:THR:O	44:BQ:109:VAL:HB	2.19	0.43
45:BS:51:LEU:C	45:BS:53:SER:H	2.20	0.43
50:BT:11:LEU:CD2	50:BT:46:ALA:HB1	2.44	0.43
52:BW:54:ARG:C	52:BW:56:HIS:H	2.22	0.43
51:BZ:7:VAL:HG21	51:BZ:59:ILE:CD1	2.44	0.43
1:CA:1053:G:C4'	1:CA:1054:C:H5'	2.49	0.43
1:CA:1206:G:O4'	2:CC:193:GLY:N	2.52	0.43
1:CA:1297:G:H1'	1:CA:1298:U:C5	2.53	0.43
1:CA:1324:A:H2'	1:CA:1325:C:C6	2.54	0.43
1:CA:159:G:H5'	1:CA:160:A:OP2	2.18	0.43
1:CA:560:A:C6	1:CA:566:G:O4'	2.71	0.43
1:CA:611:C:H2'	1:CA:612:C:H6	1.82	0.43
1:CA:62:U:H2'	1:CA:63:C:H6	1.80	0.43
1:CA:704:A:C2	1:CA:705:G:H1'	2.53	0.43
1:CA:803:G:H2'	1:CA:804:U:O4'	2.18	0.43
1:CA:812:G:OP2	1:CA:902:G:N2	2.50	0.43

Continued on next page...

Continued from previous page...

Atom-1	Atom-2	Interatomic distance (Å)	Clash overlap (Å)
20:CB:19:THR:O	20:CB:20:ARG:HD2	2.19	0.43
20:CB:48:MET:HG2	20:CB:48:MET:H	1.36	0.43
2:CC:106:ARG:O	2:CC:106:ARG:HG2	2.19	0.43
2:CC:5:HIS:O	2:CC:9:ILE:HG22	2.19	0.43
3:CD:100:VAL:HG11	3:CD:142:VAL:HG21	2.01	0.43
3:CD:202:LEU:O	3:CD:202:LEU:HD12	2.19	0.43
5:CF:64:VAL:CG1	5:CF:65:GLU:N	2.81	0.43
1:CA:1379:G:N7	6:CG:2:ARG:CZ	2.81	0.43
6:CG:43:TYR:HA	6:CG:46:LEU:HB3	2.01	0.43
8:CI:17:ARG:O	8:CI:64:ILE:HA	2.18	0.43
8:CI:66:VAL:CG1	8:CI:74:GLN:HG3	2.49	0.43
9:CJ:14:ASP:OD1	9:CJ:17:LEU:HB2	2.18	0.43
16:CQ:30:HIS:HD2	16:CQ:37:ILE:HD11	1.84	0.43
16:CQ:60:ILE:HD13	16:CQ:60:ILE:H	1.84	0.43
18:CS:14:LEU:O	18:CS:18:VAL:HG12	2.18	0.43
18:CS:52:ASN:CG	18:CS:53:GLY:N	2.72	0.43
21:CU:24:LYS:NZ	21:CU:25:ALA:H	2.11	0.43
33:D1:35:LEU:N	33:D1:35:LEU:CD2	2.82	0.43
34:D3:20:GLY:HA3	34:D3:48:MET:CE	2.49	0.43
32:D4:25:VAL:HB	32:D4:35:GLN:HE21	1.84	0.43
22:DA:52:A:H4'	22:DA:52:A:OP1	2.18	0.43
22:DA:9:G:OP1	43:DO:25:ARG:NH1	2.52	0.43
23:DB:132:G:H2'	23:DB:133:U:C6	2.53	0.43
23:DB:1545:A:H2'	23:DB:1546:G:O4'	2.19	0.43
23:DB:1693:U:H4'	23:DB:1694:C:OP2	2.18	0.43
23:DB:739:A:H5''	23:DB:1784:A:C2	2.54	0.43
23:DB:1908:C:O2'	23:DB:1909:C:H5'	2.19	0.43
23:DB:202:U:H2'	23:DB:203:A:O4'	2.19	0.43
23:DB:2269:G:H4'	52:DW:19:ARG:HH12	1.83	0.43
23:DB:2332:C:C1'	23:DB:2336:A:N7	2.82	0.43
23:DB:2734:A:C2'	23:DB:2735:G:H5'	2.45	0.43
23:DB:2864:G:H2'	23:DB:2865:U:C6	2.54	0.43
23:DB:760:G:C2'	23:DB:761:A:H5'	2.49	0.43
23:DB:809:G:H2'	23:DB:810:U:H6	1.82	0.43
29:DE:118:LEU:HD23	29:DE:186:VAL:HG13	2.00	0.43
48:DG:145:ALA:O	48:DG:148:ARG:HD2	2.18	0.43
48:DG:10:VAL:HG13	48:DG:14:VAL:CG2	2.49	0.43
24:DI:12:VAL:HG13	24:DI:41:PHE:CE2	2.54	0.43
37:DL:92:LEU:HD23	37:DL:124:GLY:HA3	2.00	0.43
38:DM:18:ARG:C	38:DM:38:ARG:HH22	2.22	0.43
42:DN:55:ALA:HA	42:DN:80:PHE:CE1	2.54	0.43

Continued on next page...

Continued from previous page...

Atom-1	Atom-2	Interatomic distance (Å)	Clash overlap (Å)
43:DO:28:VAL:HG21	43:DO:103:VAL:HG13	2.00	0.43
45:DS:2:GLU:O	45:DS:107:VAL:O	2.37	0.43
35:DV:72:VAL:HG12	35:DV:93:ARG:CA	2.46	0.43
1:AA:1114:C:H2'	1:AA:1115:U:H6	1.84	0.43
1:AA:152:A:H2'	1:AA:153:C:O4'	2.18	0.43
1:AA:392:C:H2'	1:AA:393:A:C8	2.54	0.43
1:AA:410:G:H2'	1:AA:429:U:C5	2.54	0.43
1:AA:490:C:H2'	1:AA:491:G:O4'	2.19	0.43
1:AA:555:U:H2'	1:AA:556:C:H6	1.83	0.43
1:AA:587:G:H4'	7:AH:3:GLN:HA	2.01	0.43
1:AA:691:G:H1'	1:AA:696:A:N6	2.33	0.43
1:AA:88:U:O2'	1:AA:89:U:C6	2.72	0.43
1:AA:947:G:H2'	1:AA:948:C:H6	1.83	0.43
20:AB:121:GLN:NE2	20:AB:122:ASP:H	2.12	0.43
10:AK:16:SER:N	10:AK:77:GLY:O	2.43	0.43
1:AA:537:G:H5''	11:AL:109:ARG:NH1	2.34	0.43
12:AM:77:LYS:O	12:AM:80:MET:HB2	2.19	0.43
16:AQ:10:ARG:HG3	16:AQ:10:ARG:O	2.19	0.43
18:AS:39:ILE:HB	18:AS:66:VAL:O	2.19	0.43
19:AT:24:ARG:HD3	19:AT:28:ARG:NH2	2.34	0.43
31:B0:2:VAL:HG12	31:B0:3:GLN:H	1.84	0.43
31:B0:41:HIS:O	31:B0:42:ILE:O	2.37	0.43
33:B1:3:GLY:C	33:B1:5:ARG:N	2.72	0.43
53:B6:41:LEU:CD2	53:B6:83:ILE:HD13	2.49	0.43
23:BB:1064:C:O4'	24:BI:90:GLY:HA2	2.18	0.43
23:BB:1064:C:O2'	23:BB:1065:U:H5'	2.19	0.43
23:BB:1081:U:H4'	24:BI:123:ALA:HB1	2.00	0.43
23:BB:116:C:O2'	23:BB:117:G:H5'	2.19	0.43
23:BB:1350:C:H2'	23:BB:1350:C:O2	2.19	0.43
23:BB:1561:C:H2'	23:BB:1562:U:C6	2.53	0.43
23:BB:1628:G:O2'	23:BB:1629:U:H5'	2.18	0.43
23:BB:1824:G:OP1	25:BC:51:ARG:HD3	2.19	0.43
23:BB:1880:U:H2'	23:BB:1881:C:C6	2.54	0.43
23:BB:1902:C:H2'	23:BB:1903:G:O4'	2.18	0.43
23:BB:1994:C:O2'	23:BB:1995:U:H5'	2.18	0.43
23:BB:208:C:H2'	23:BB:209:C:C6	2.53	0.43
23:BB:2064:C:H1'	23:BB:2450:A:C5	2.54	0.43
23:BB:2521:C:H2'	23:BB:2522:U:C6	2.54	0.43
23:BB:2779:U:H5''	23:BB:2780:G:H3'	2.01	0.43
23:BB:57:C:H2'	23:BB:58:G:H8	1.84	0.43
23:BB:960:A:H61	38:BM:82:MET:CE	2.32	0.43

Continued on next page...

Continued from previous page...

Atom-1	Atom-2	Interatomic distance (Å)	Clash overlap (Å)
23:BB:1902:C:H4'	25:BC:241:LYS:O	2.19	0.43
25:BC:41:GLY:CA	25:BC:53:ILE:HG21	2.42	0.43
25:BC:90:ILE:HG23	25:BC:91:ALA:N	2.33	0.43
26:BD:187:LEU:HD12	26:BD:188:LEU:N	2.34	0.43
23:BB:2444:G:P	29:BE:63:LYS:HD2	2.59	0.43
22:BA:42:C:C6	47:BF:65:LEU:HD22	2.54	0.43
48:BG:106:LEU:N	48:BG:106:LEU:HD23	2.34	0.43
48:BG:34:ARG:N	48:BG:34:ARG:CD	2.81	0.43
48:BG:91:VAL:O	48:BG:93:TYR:N	2.49	0.43
37:BL:75:ALA:HB3	37:BL:108:ALA:HB2	2.01	0.43
38:BM:93:VAL:HG22	38:BM:94:ALA:H	1.83	0.43
42:BN:70:THR:O	42:BN:70:THR:OG1	2.37	0.43
43:BO:106:LEU:HG	43:BO:107:ALA:N	2.34	0.43
43:BO:64:TYR:HD2	43:BO:67:ASN:HB2	1.84	0.43
42:BN:107:ASN:ND2	45:BS:40:ASN:ND2	2.62	0.43
46:BU:48:VAL:O	46:BU:48:VAL:HG13	2.19	0.43
1:CA:1101:A:H62	20:CB:173:LYS:HE3	1.83	0.43
1:CA:1272:G:H2'	1:CA:1273:C:C6	2.54	0.43
1:CA:137:U:H2'	1:CA:138:G:H8	1.84	0.43
1:CA:1434:A:H2'	1:CA:1435:G:C8	2.53	0.43
1:CA:1492:A:H2'	1:CA:1493:A:H8	1.84	0.43
1:CA:197:A:H1'	1:CA:198:G:C1'	2.49	0.43
1:CA:220:G:O2'	1:CA:221:C:H5'	2.18	0.43
1:CA:356:A:H1'	1:CA:368:U:O2'	2.18	0.43
1:CA:373:A:C1'	1:CA:481:G:H1'	2.48	0.43
1:CA:483:C:H2'	1:CA:484:G:N7	2.34	0.43
1:CA:52:C:H2'	1:CA:53:A:C8	2.53	0.43
1:CA:766:A:H2'	1:CA:767:A:O4'	2.18	0.43
20:CB:101:THR:HG23	20:CB:102:ASN:H	1.83	0.43
1:CA:1160:G:H4'	20:CB:130:LYS:HB2	2.01	0.43
3:CD:103:ARG:NH2	3:CD:110:ARG:HH21	2.16	0.43
3:CD:7:LYS:HB3	3:CD:20:LEU:HB3	2.01	0.43
3:CD:24:VAL:HG23	3:CD:25:ARG:N	2.32	0.43
5:CF:38:ARG:NH1	5:CF:96:VAL:HG12	2.34	0.43
6:CG:118:ARG:HG3	6:CG:118:ARG:H	1.65	0.43
8:CI:19:PHE:HB2	8:CI:63:TYR:CB	2.45	0.43
9:CJ:8:ILE:N	9:CJ:8:ILE:HD12	2.34	0.43
1:CA:947:G:H4'	12:CM:107:THR:OG1	2.18	0.43
13:CN:47:LEU:C	13:CN:49:THR:N	2.71	0.43
19:CT:49:ALA:HA	19:CT:52:GLU:CD	2.39	0.43
33:D1:36:LYS:HA	33:D1:46:VAL:O	2.19	0.43

Continued on next page...

Continued from previous page...

Atom-1	Atom-2	Interatomic distance (Å)	Clash overlap (Å)
23:DB:1613:G:O4'	36:D2:3:ARG:HG3	2.18	0.43
34:D3:22:LYS:HA	34:D3:47:ALA:O	2.19	0.43
53:D6:123:GLU:O	53:D6:127:VAL:HG23	2.19	0.43
22:DA:24:G:O2'	22:DA:25:U:H5''	2.19	0.43
23:DB:1171:G:H2'	23:DB:1172:C:C6	2.53	0.43
23:DB:1467:U:O2'	23:DB:1468:U:H5'	2.19	0.43
23:DB:1544:A:H2'	23:DB:1545:A:C8	2.54	0.43
23:DB:2206:C:O2'	23:DB:2207:C:H5'	2.19	0.43
23:DB:2231:U:H2'	23:DB:2232:C:O4'	2.18	0.43
23:DB:2556:C:H2'	23:DB:2557:G:O4'	2.18	0.43
23:DB:2559:C:O2'	23:DB:2560:A:H5'	2.19	0.43
23:DB:2760:C:H2'	23:DB:2760:C:O2	2.19	0.43
23:DB:2793:C:H2'	23:DB:2794:C:C6	2.54	0.43
23:DB:63:A:OP2	23:DB:63:A:H8	2.02	0.43
23:DB:660:C:H2'	23:DB:661:A:C8	2.54	0.43
23:DB:672:C:O2'	23:DB:673:C:H5'	2.18	0.43
23:DB:745:G:O2'	23:DB:748:G:H1'	2.19	0.43
23:DB:90:U:H2'	23:DB:91:A:C2	2.54	0.43
23:DB:958:U:H5''	23:DB:959:A:O5'	2.18	0.43
29:DE:111:GLU:HG2	29:DE:114:ARG:HH21	1.84	0.43
29:DE:148:ILE:HA	29:DE:187:VAL:CB	2.43	0.43
47:DF:135:ILE:O	47:DF:135:ILE:HD12	2.19	0.43
48:DG:30:GLY:N	48:DG:78:VAL:HA	2.34	0.43
27:DK:43:ILE:HD12	27:DK:56:ASP:HB2	2.01	0.43
38:DM:25:ASP:N	38:DM:25:ASP:OD2	2.52	0.43
38:DM:38:ARG:HA	38:DM:98:PRO:HD3	2.01	0.43
28:DP:83:ILE:HD13	28:DP:83:ILE:O	2.18	0.43
44:DQ:63:ARG:HG3	44:DQ:63:ARG:H	1.57	0.43
46:DU:40:LEU:N	46:DU:40:LEU:HD12	2.32	0.43
46:DU:73:ASN:OD1	46:DU:75:ALA:HB3	2.17	0.43
52:DW:50:VAL:HG23	52:DW:61:LYS:CD	2.35	0.43
52:DW:61:LYS:HB3	52:DW:62:ALA:H	1.46	0.43
1:AA:1004:A:H2'	1:AA:1005:A:O4'	2.19	0.42
1:AA:1350:A:OP2	8:AI:119:LYS:HE3	2.19	0.42
1:AA:1532:U:C2	1:AA:1534:A:H5''	2.54	0.42
1:AA:170:U:O2'	1:AA:171:A:H5'	2.18	0.42
1:AA:185:U:H2'	1:AA:186:C:H6	1.84	0.42
1:AA:308:C:H2'	1:AA:309:A:H8	1.84	0.42
1:AA:36:C:O2'	1:AA:37:U:H5'	2.19	0.42
1:AA:648:A:O2'	1:AA:649:A:H5'	2.19	0.42
1:AA:728:A:O2'	1:AA:729:A:H5'	2.19	0.42

Continued on next page...

Continued from previous page...

Atom-1	Atom-2	Interatomic distance (Å)	Clash overlap (Å)
1:AA:747:A:N6	1:AA:748:G:C6	2.87	0.42
1:AA:802:A:H2'	1:AA:803:G:O4'	2.18	0.42
1:AA:948:C:H2'	1:AA:949:A:H8	1.85	0.42
1:AA:961:U:N3	1:AA:983:A:N6	2.67	0.42
20:AB:125:PHE:CD2	20:AB:126:ASP:N	2.87	0.42
4:AE:53:ARG:NH2	4:AE:54:GLU:HG3	2.33	0.42
6:AG:145:GLU:C	6:AG:148:LYS:H	2.22	0.42
7:AH:54:THR:HG23	7:AH:55:LYS:N	2.34	0.42
9:AJ:14:ASP:OD1	9:AJ:17:LEU:HB2	2.19	0.42
10:AK:109:ILE:HG22	21:AU:16:ARG:HH12	1.84	0.42
10:AK:70:ALA:HA	10:AK:73:VAL:CG2	2.49	0.42
13:AN:52:ARG:C	13:AN:54:SER:N	2.72	0.42
9:AJ:53:ILE:HG13	13:AN:84:ARG:NE	2.34	0.42
13:AN:92:ILE:HD12	13:AN:92:ILE:N	2.34	0.42
16:AQ:30:HIS:HD2	16:AQ:37:ILE:HD11	1.84	0.42
18:AS:17:LYS:HB3	18:AS:30:LEU:HD22	2.00	0.42
18:AS:66:VAL:C	18:AS:68:HIS:H	2.22	0.42
19:AT:81:GLN:C	19:AT:83:ASN:N	2.72	0.42
21:AU:3:ILE:CG2	21:AU:19:LYS:HD2	2.49	0.42
33:B1:50:GLU:O	33:B1:51:ALA:HB2	2.19	0.42
53:B6:30:THR:HG21	53:B6:182:GLU:OE2	2.19	0.42
23:BB:1592:C:H2'	23:BB:1593:A:C8	2.53	0.42
23:BB:2020:A:H5'	31:B0:8:THR:HB	2.01	0.42
23:BB:2199:A:H3'	23:BB:2200:C:C6	2.54	0.42
23:BB:2223:G:H2'	23:BB:2224:G:H5'	2.01	0.42
23:BB:2373:G:O2'	23:BB:2374:C:H5'	2.19	0.42
23:BB:2485:G:C2'	23:BB:2486:C:H5'	2.48	0.42
23:BB:2526:G:N3	32:B4:1:MET:N	2.62	0.42
23:BB:2051:A:H5'	23:BB:2578:G:O4'	2.19	0.42
23:BB:305:C:O2'	23:BB:306:U:H5'	2.19	0.42
23:BB:689:A:H2'	23:BB:690:G:H8	1.84	0.42
23:BB:956:G:H1'	38:BM:82:MET:HE1	2.00	0.42
29:BE:136:GLN:NE2	29:BE:139:LYS:HD3	2.34	0.42
29:BE:161:ALA:HB1	29:BE:167:VAL:HG22	2.01	0.42
47:BF:111:ARG:NH2	47:BF:113:PHE:HB2	2.34	0.42
47:BF:68:LYS:HG3	47:BF:81:GLY:O	2.19	0.42
48:BG:34:ARG:NH1	48:BG:34:ARG:HG2	2.33	0.42
48:BG:8:VAL:HG22	48:BG:51:PHE:HE2	1.84	0.42
48:BG:90:GLY:HA2	48:BG:159:LYS:HB3	2.01	0.42
40:BH:147:VAL:HG12	40:BH:148:ALA:H	1.84	0.42
41:BJ:45:THR:H	41:BJ:46:PRO:CD	2.25	0.42

Continued on next page...

Continued from previous page...

Atom-1	Atom-2	Interatomic distance (Å)	Clash overlap (Å)
37:BL:81:ASP:O	37:BL:82:LEU:HB2	2.19	0.42
42:BN:41:ALA:C	42:BN:43:GLU:N	2.72	0.42
44:BQ:73:ILE:HG13	44:BQ:74:SER:N	2.34	0.42
44:BQ:9:ALA:C	44:BQ:11:ALA:N	2.71	0.42
44:BQ:9:ALA:O	44:BQ:11:ALA:N	2.52	0.42
52:BW:29:SER:O	52:BW:30:VAL:HB	2.19	0.42
51:BZ:63:GLY:O	51:BZ:67:VAL:HG23	2.19	0.42
1:CA:1026:G:H2'	1:CA:1026:G:N3	2.34	0.42
1:CA:1060:U:C5'	9:CJ:53:ILE:HG12	2.49	0.42
1:CA:17:U:O4'	1:CA:1080:A:O4'	2.37	0.42
1:CA:66:A:H4'	1:CA:173:U:C4	2.54	0.42
1:CA:230:G:O2'	1:CA:231:U:H5'	2.18	0.42
1:CA:404:G:O2'	1:CA:405:U:H5'	2.19	0.42
1:CA:481:G:O2'	1:CA:482:A:H8	2.02	0.42
1:CA:545:C:O2'	1:CA:546:A:H5'	2.19	0.42
1:CA:63:C:H5'	1:CA:64:G:OP2	2.18	0.42
1:CA:734:G:H2'	1:CA:735:C:H6	1.84	0.42
20:CB:113:LEU:HD23	20:CB:114:LYS:N	2.34	0.42
20:CB:64:GLY:HA2	20:CB:158:ASP:OD1	2.19	0.42
2:CC:155:ARG:H	2:CC:162:ALA:CA	2.32	0.42
2:CC:26:LYS:CG	2:CC:27:GLU:HG3	2.47	0.42
4:CE:30:PHE:CD2	4:CE:30:PHE:N	2.87	0.42
4:CE:55:VAL:O	4:CE:59:ILE:HG13	2.19	0.42
5:CF:46:GLN:CD	5:CF:47:LEU:H	2.22	0.42
7:CH:25:THR:O	7:CH:26:MET:HB3	2.19	0.42
7:CH:51:GLU:HG2	7:CH:52:GLY:N	2.29	0.42
12:CM:77:LYS:O	12:CM:80:MET:HB2	2.19	0.42
16:CQ:74:LEU:HD13	16:CQ:74:LEU:C	2.40	0.42
1:CA:1314:C:N4	18:CS:3:SER:HB3	2.32	0.42
18:CS:58:PRO:O	18:CS:59:VAL:HG13	2.18	0.42
21:CU:25:ALA:C	21:CU:27:VAL:H	2.22	0.42
53:D6:38:LEU:CD1	53:D6:66:LEU:HD23	2.47	0.42
23:DB:1168:G:C6	23:DB:1182:G:C6	3.07	0.42
23:DB:1347:A:H2'	23:DB:1348:C:O4'	2.18	0.42
23:DB:1392:A:C5	23:DB:1393:A:C6	3.07	0.42
23:DB:1486:U:O2'	23:DB:1487:U:H5'	2.19	0.42
23:DB:699:A:H4'	23:DB:1634:A:C5	2.54	0.42
23:DB:2151:U:O2'	23:DB:2152:G:H5'	2.19	0.42
23:DB:2359:C:O3'	34:D3:50:SER:CB	2.64	0.42
23:DB:2479:U:OP1	23:DB:2537:U:H1'	2.18	0.42
23:DB:265:A:O2'	23:DB:266:G:C4'	2.67	0.42

Continued on next page...

Continued from previous page...

Atom-1	Atom-2	Interatomic distance (Å)	Clash overlap (Å)
23:DB:2752:C:H2'	23:DB:2753:A:O4'	2.19	0.42
23:DB:2756:U:C1'	23:DB:2757:A:H5''	2.48	0.42
23:DB:851:C:H2'	23:DB:852:U:C6	2.54	0.42
25:DC:140:VAL:O	25:DC:141:HIS:HB2	2.19	0.42
25:DC:202:ARG:HH21	25:DC:202:ARG:CB	2.31	0.42
25:DC:202:ARG:HH21	25:DC:202:ARG:HB2	1.83	0.42
25:DC:245:THR:C	25:DC:247:TRP:N	2.71	0.42
23:DB:2572:A:P	26:DD:152:PRO:HD3	2.59	0.42
26:DD:177:VAL:HG23	26:DD:177:VAL:O	2.19	0.42
26:DD:67:HIS:O	26:DD:70:LYS:HB3	2.19	0.42
26:DD:8:LYS:O	26:DD:9:VAL:HB	2.19	0.42
29:DE:33:VAL:O	29:DE:36:ALA:HB3	2.19	0.42
47:DF:133:GLU:HA	47:DF:150:GLY:HA2	2.01	0.42
48:DG:43:LYS:N	48:DG:50:THR:O	2.47	0.42
48:DG:97:VAL:HA	48:DG:102:ILE:HA	2.01	0.42
24:DI:129:GLU:CB	24:DI:133:ARG:HH12	2.32	0.42
37:DL:3:LEU:O	37:DL:5:THR:N	2.51	0.42
42:DN:96:ARG:HG2	42:DN:98:LEU:CD2	2.49	0.42
23:DB:1754:A:OP1	28:DP:93:LYS:HD3	2.19	0.42
28:DP:97:TYR:O	28:DP:100:ARG:HD3	2.20	0.42
46:DU:11:ILE:HA	46:DU:20:LYS:O	2.19	0.42
51:DZ:39:TRP:NE1	51:DZ:41:GLU:HG2	2.34	0.42
1:AA:102:G:H2'	1:AA:103:U:H6	1.84	0.42
1:AA:1332:A:H2'	1:AA:1333:A:O4'	2.19	0.42
1:AA:134:G:H2'	1:AA:135:C:O4'	2.19	0.42
1:AA:1398:A:H8	1:AA:1398:A:H5'	1.83	0.42
1:AA:1434:A:H2'	1:AA:1435:G:C8	2.54	0.42
1:AA:542:G:O2'	1:AA:543:U:H5'	2.19	0.42
1:AA:642:A:H2'	1:AA:643:C:C6	2.54	0.42
1:AA:676:A:O2'	1:AA:677:U:H5'	2.18	0.42
1:AA:708:C:H2'	1:AA:709:U:C6	2.54	0.42
1:AA:916:U:H2'	1:AA:917:G:H8	1.84	0.42
1:AA:9:G:N7	1:AA:558:G:O2'	2.50	0.42
3:AD:31:CYS:O	3:AD:32:LYS:HB2	2.19	0.42
4:AE:29:ILE:HG22	4:AE:29:ILE:O	2.17	0.42
5:AF:16:GLU:CD	5:AF:16:GLU:N	2.71	0.42
5:AF:9:MET:HA	5:AF:58:HIS:O	2.19	0.42
6:AG:146:ALA:C	10:AK:55:ARG:NH2	2.73	0.42
13:AN:97:LYS:HB3	13:AN:97:LYS:NZ	2.34	0.42
21:AU:3:ILE:HG22	21:AU:19:LYS:NZ	2.34	0.42
31:B0:28:SER:HB2	31:B0:39:ARG:HG2	2.01	0.42

Continued on next page...

Continued from previous page...

Atom-1	Atom-2	Interatomic distance (Å)	Clash overlap (Å)
32:B4:25:VAL:HB	32:B4:35:GLN:HE21	1.84	0.42
23:BB:1281:G:O2'	23:BB:1282:U:H5'	2.18	0.42
23:BB:1713:A:H4'	23:BB:1714:U:OP2	2.19	0.42
23:BB:2234:G:O2'	23:BB:2235:G:H5'	2.18	0.42
23:BB:2301:C:O2'	23:BB:2302:U:H5'	2.18	0.42
23:BB:2748:A:H1'	48:BG:66:THR:HB	2.01	0.42
23:BB:2845:U:O3'	28:BP:52:ARG:NH1	2.51	0.42
23:BB:527:C:H5'	57:BB:3416:HOH:O	2.19	0.42
23:BB:527:C:O4'	23:BB:527:C:O2	2.34	0.42
23:BB:699:A:H2'	23:BB:700:G:O4'	2.19	0.42
23:BB:851:C:O2'	23:BB:852:U:H5'	2.18	0.42
25:BC:66:PHE:CD2	25:BC:104:LEU:HD11	2.54	0.42
25:BC:204:LEU:CD2	25:BC:209:ALA:HB1	2.49	0.42
26:BD:14:ILE:O	26:BD:14:ILE:HG23	2.18	0.42
26:BD:32:ASN:HB3	26:BD:50:VAL:HG21	2.00	0.42
26:BD:56:LYS:CD	26:BD:58:ASN:HB3	2.49	0.42
29:BE:46:GLN:HB3	29:BE:86:ALA:HA	2.01	0.42
47:BF:141:ASP:HB3	47:BF:144:LYS:HB2	2.01	0.42
48:BG:43:LYS:O	48:BG:49:LEU:HA	2.20	0.42
40:BH:80:ILE:HB	40:BH:144:VAL:CG1	2.48	0.42
38:BM:35:ALA:HB2	38:BM:100:LYS:H	1.84	0.42
38:BM:31:PHE:CE2	38:BM:110:GLU:HA	2.53	0.42
38:BM:66:ARG:CB	38:BM:101:VAL:HG13	2.49	0.42
38:BM:66:ARG:HD2	38:BM:101:VAL:HG11	2.00	0.42
42:BN:22:ARG:HG3	42:BN:70:THR:HA	2.02	0.42
43:BO:39:VAL:HB	43:BO:49:VAL:HG22	2.00	0.42
28:BP:52:ARG:HG2	28:BP:52:ARG:NH1	2.32	0.42
45:BS:28:LYS:HD2	45:BS:30:SER:H	1.85	0.42
45:BS:25:ARG:NE	45:BS:74:ILE:HG23	2.35	0.42
50:BT:43:ILE:O	50:BT:46:ALA:HB3	2.18	0.42
46:BU:21:ARG:HH11	46:BU:21:ARG:HG3	1.83	0.42
46:BU:10:VAL:HA	46:BU:70:ALA:O	2.19	0.42
35:BV:35:GLU:HG3	35:BV:93:ARG:CZ	2.49	0.42
1:CA:1030:U:H5'	1:CA:1031:C:C2	2.54	0.42
1:CA:121:U:H3'	1:CA:121:U:OP1	2.18	0.42
1:CA:1292:G:H2'	1:CA:1293:C:H6	1.84	0.42
1:CA:1350:A:H2'	1:CA:1351:U:C6	2.55	0.42
1:CA:1534:A:N6	21:CU:44:ARG:NH2	2.56	0.42
1:CA:591:U:H2'	1:CA:592:G:C8	2.53	0.42
1:CA:801:U:H2'	1:CA:802:A:H8	1.84	0.42
1:CA:908:A:H2'	1:CA:909:A:H8	1.84	0.42

Continued on next page...

Continued from previous page...

Atom-1	Atom-2	Interatomic distance (Å)	Clash overlap (Å)
20:CB:16:GLY:O	20:CB:17:HIS:HB2	2.18	0.42
3:CD:96:ARG:NH1	3:CD:133:SER:HA	2.34	0.42
6:CG:22:LEU:O	6:CG:25:PHE:HB3	2.19	0.42
1:CA:1117:A:H4'	8:CI:105:ARG:NH1	2.34	0.42
1:CA:1347:G:C8	8:CI:108:ARG:HD2	2.54	0.42
9:CJ:10:LEU:HD11	9:CJ:25:ILE:HD12	2.01	0.42
10:CK:126:ARG:HB2	21:CU:33:ARG:CD	2.49	0.42
1:CA:537:G:H5''	11:CL:109:ARG:NH1	2.34	0.42
11:CL:13:ARG:O	11:CL:14:LYS:HB3	2.20	0.42
11:CL:64:SER:HA	11:CL:94:TYR:O	2.19	0.42
16:CQ:30:HIS:CG	16:CQ:33:TYR:HB2	2.54	0.42
17:CR:25:ILE:O	17:CR:29:LYS:HG3	2.19	0.42
33:D1:39:ASP:O	33:D1:43:ARG:N	2.51	0.42
32:D4:11:CYS:HB3	32:D4:33:HIS:HE1	1.84	0.42
23:DB:1341:G:H3'	23:DB:1397:U:O2	2.19	0.42
23:DB:1833:C:H2'	23:DB:1834:U:H6	1.83	0.42
23:DB:2109:U:O2'	23:DB:2110:G:H5'	2.18	0.42
23:DB:2215:C:H2'	23:DB:2216:G:H8	1.84	0.42
23:DB:26:G:H1'	23:DB:515:A:H61	1.84	0.42
23:DB:2756:U:H4'	23:DB:2757:A:O5'	2.18	0.42
23:DB:2840:C:H2'	23:DB:2841:C:C6	2.53	0.42
23:DB:315:G:H2'	23:DB:316:C:H6	1.84	0.42
23:DB:358:U:H2'	23:DB:359:G:O4'	2.19	0.42
23:DB:506:G:H1'	23:DB:507:A:H8	1.82	0.42
23:DB:692:C:H2'	23:DB:693:A:H8	1.84	0.42
25:DC:131:MET:HE2	25:DC:187:CYS:O	2.18	0.42
23:DB:1902:C:H4'	25:DC:241:LYS:O	2.19	0.42
26:DD:193:VAL:O	26:DD:194:PRO:O	2.37	0.42
26:DD:25:THR:HG21	26:DD:193:VAL:HG21	1.99	0.42
29:DE:146:VAL:HG12	29:DE:147:LEU:N	2.34	0.42
29:DE:7:ASP:OD2	29:DE:7:ASP:N	2.52	0.42
47:DF:79:ARG:H	47:DF:82:TYR:HB2	1.84	0.42
48:DG:10:VAL:N	48:DG:48:THR:HG22	2.35	0.42
48:DG:6:ALA:HB3	48:DG:68:ARG:CG	2.49	0.42
40:DH:128:HIS:C	40:DH:143:ILE:HG23	2.39	0.42
40:DH:125:THR:CA	40:DH:146:VAL:HB	2.48	0.42
41:DJ:127:GLY:O	41:DJ:128:ASN:HB2	2.19	0.42
41:DJ:35:ARG:HG3	41:DJ:52:ASP:OD1	2.19	0.42
27:DK:115:ILE:CG2	27:DK:116:ILE:N	2.81	0.42
37:DL:96:LYS:HE3	37:DL:102:GLY:O	2.19	0.42
42:DN:41:ALA:C	42:DN:43:GLU:N	2.72	0.42

Continued on next page...

Continued from previous page...

Atom-1	Atom-2	Interatomic distance (Å)	Clash overlap (Å)
42:DN:25:ALA:HB1	42:DN:48:VAL:CG1	2.49	0.42
44:DQ:14:LYS:HA	44:DQ:17:LEU:HB3	2.01	0.42
44:DQ:70:GLN:HA	44:DQ:70:GLN:NE2	2.34	0.42
45:DS:84:ARG:HB3	45:DS:96:ILE:HG23	2.01	0.42
46:DU:10:VAL:O	46:DU:21:ARG:HG2	2.18	0.42
46:DU:41:VAL:O	46:DU:59:GLU:HG3	2.18	0.42
46:DU:85:ARG:HH11	46:DU:86:PHE:H	1.65	0.42
35:DV:77:VAL:CG2	35:DV:89:ILE:HG23	2.43	0.42
23:DB:2269:G:O3'	52:DW:18:LYS:HG2	2.19	0.42
39:DX:2:LYS:HB2	39:DX:3:ALA:H	1.62	0.42
30:DY:23:LEU:CD1	30:DY:28:LEU:HB2	2.49	0.42
1:AA:1256:A:H4'	1:AA:1258:G:C8	2.53	0.42
1:AA:1258:G:C2	1:AA:1278:G:N2	2.88	0.42
1:AA:220:G:O2'	1:AA:221:C:H5'	2.20	0.42
1:AA:435:A:N3	1:AA:435:A:H2'	2.32	0.42
1:AA:731:G:OP1	1:AA:766:A:H1'	2.20	0.42
20:AB:118:THR:O	20:AB:124:THR:OG1	2.38	0.42
2:AC:155:ARG:H	2:AC:162:ALA:HB1	1.83	0.42
3:AD:61:ARG:HG2	3:AD:66:VAL:O	2.20	0.42
6:AG:148:LYS:O	6:AG:151:ALA:HB3	2.19	0.42
8:AI:20:ILE:HG23	8:AI:60:LEU:HD12	2.00	0.42
10:AK:122:PRO:HD2	21:AU:35:GLU:HG2	2.00	0.42
11:AL:2:THR:O	11:AL:5:GLN:HB2	2.18	0.42
12:AM:68:LEU:O	12:AM:72:ILE:HB	2.19	0.42
12:AM:80:MET:C	12:AM:82:LEU:N	2.72	0.42
13:AN:47:LEU:C	13:AN:49:THR:N	2.72	0.42
53:B6:38:LEU:HD22	53:B6:83:ILE:CD1	2.49	0.42
53:B6:77:LYS:C	53:B6:81:LYS:HE3	2.40	0.42
22:BA:66:A:N6	22:BA:107:G:H2'	2.27	0.42
23:BB:1079:C:O2'	24:BI:133:ARG:NH2	2.52	0.42
23:BB:1103:A:H2'	23:BB:1104:C:O4'	2.19	0.42
23:BB:1192:G:C2'	23:BB:1193:G:H5'	2.49	0.42
23:BB:1387:A:H5'	23:BB:1469:A:O2'	2.19	0.42
23:BB:2403:C:O2'	23:BB:2404:U:H5'	2.19	0.42
23:BB:2599:G:O2'	23:BB:2600:A:H5'	2.20	0.42
23:BB:2875:C:O2'	23:BB:2876:G:H5'	2.19	0.42
23:BB:388:G:N7	23:BB:390:U:H2'	2.35	0.42
23:BB:643:A:C5	23:BB:644:A:N7	2.87	0.42
23:BB:728:G:O2'	23:BB:730:A:H8	1.96	0.42
25:BC:211:ARG:HD2	25:BC:215:VAL:O	2.19	0.42
25:BC:21:PRO:C	25:BC:23:LEU:H	2.23	0.42

Continued on next page...

Continued from previous page...

Atom-1	Atom-2	Interatomic distance (Å)	Clash overlap (Å)
25:BC:231:HIS:HA	25:BC:241:LYS:HE3	2.01	0.42
25:BC:180:MET:HB2	25:BC:268:ARG:CB	2.49	0.42
26:BD:193:VAL:O	26:BD:194:PRO:O	2.37	0.42
29:BE:187:VAL:HG12	29:BE:188:MET:N	2.34	0.42
29:BE:67:ARG:NH1	29:BE:70:SER:OG	2.52	0.42
47:BF:111:ARG:O	47:BF:112:ASP:HB2	2.19	0.42
48:BG:116:LEU:HD23	48:BG:120:ILE:HD13	2.00	0.42
40:BH:104:THR:O	40:BH:105:ALA:HB2	2.18	0.42
40:BH:32:PRO:O	40:BH:33:GLN:HB2	2.18	0.42
40:BH:90:LEU:HD22	40:BH:123:ARG:HA	2.01	0.42
24:BI:15:GLY:O	24:BI:16:MET:HB2	2.19	0.42
24:BI:14:ALA:CB	24:BI:50:LYS:HA	2.49	0.42
41:BJ:72:LYS:HB3	41:BJ:89:PHE:H	1.85	0.42
38:BM:40:ARG:HB2	38:BM:93:VAL:HG22	2.01	0.42
38:BM:57:VAL:O	38:BM:60:GLN:HG2	2.19	0.42
42:BN:24:MET:HG2	42:BN:44:LEU:HD13	2.00	0.42
49:BR:7:SER:HB3	49:BR:12:HIS:ND1	2.35	0.42
45:BS:66:ILE:O	45:BS:69:LEU:HB2	2.19	0.42
46:BU:11:ILE:HA	46:BU:20:LYS:O	2.19	0.42
35:BV:5:ASN:N	35:BV:5:ASN:OD1	2.53	0.42
35:BV:76:ASP:O	35:BV:89:ILE:HG22	2.19	0.42
51:BZ:40:VAL:CG2	51:BZ:43:GLU:HB3	2.50	0.42
51:BZ:63:GLY:HA3	51:BZ:66:THR:OG1	2.20	0.42
1:CA:1332:A:H2'	1:CA:1333:A:O4'	2.18	0.42
1:CA:486:U:H2'	1:CA:487:A:H8	1.85	0.42
1:CA:490:C:H2'	1:CA:491:G:O4'	2.19	0.42
1:CA:553:A:N6	1:CA:554:A:N6	2.67	0.42
1:CA:620:C:H2'	1:CA:621:A:C8	2.55	0.42
1:CA:656:G:O2'	1:CA:657:U:H5'	2.20	0.42
1:CA:844:G:H3'	1:CA:844:G:OP2	2.20	0.42
3:CD:78:ALA:O	3:CD:85:THR:HA	2.19	0.42
5:CF:46:GLN:CG	5:CF:47:LEU:N	2.81	0.42
5:CF:69:GLU:O	5:CF:73:GLU:HG2	2.18	0.42
6:CG:14:ASP:HB3	6:CG:18:GLY:N	2.35	0.42
1:CA:688:G:H5'	10:CK:48:GLY:HA2	2.01	0.42
1:CA:528:C:H41	11:CL:45:ASN:CG	2.22	0.42
9:CJ:65:TYR:HB3	13:CN:95:LEU:HD11	2.00	0.42
21:CU:34:ARG:HD2	21:CU:35:GLU:N	2.35	0.42
22:DA:51:G:H2'	22:DA:52:A:O5'	2.20	0.42
23:DB:1199:U:H5'	44:DQ:4:LYS:HD3	2.02	0.42
23:DB:11:C:H2'	23:DB:12:U:H5'	2.01	0.42

Continued on next page...

Continued from previous page...

Atom-1	Atom-2	Interatomic distance (Å)	Clash overlap (Å)
23:DB:1351:C:H2'	23:DB:1352:U:C1'	2.49	0.42
23:DB:1461:C:H2'	23:DB:1462:C:H6	1.83	0.42
23:DB:1665:A:O2'	23:DB:1666:G:H5'	2.20	0.42
23:DB:1682:G:H2'	23:DB:1683:U:C6	2.54	0.42
23:DB:1714:U:H3'	23:DB:1715:G:C5'	2.49	0.42
23:DB:1887:C:C2'	23:DB:1888:G:H5'	2.48	0.42
23:DB:2012:G:OP1	45:DS:98:LYS:HG2	2.18	0.42
23:DB:2040:G:H2'	23:DB:2041:U:O4'	2.19	0.42
23:DB:2234:G:O2'	23:DB:2235:G:H5'	2.19	0.42
23:DB:2434:A:H8	23:DB:2434:A:H2'	1.70	0.42
23:DB:2472:G:C3'	23:DB:2475:C:H42	2.32	0.42
23:DB:2521:C:H2'	23:DB:2522:U:C6	2.54	0.42
23:DB:1983:G:H4'	23:DB:2606:C:H4'	1.99	0.42
23:DB:2836:U:H2'	23:DB:2837:A:H8	1.85	0.42
23:DB:336:C:O2'	23:DB:337:C:H5'	2.19	0.42
23:DB:279:A:N6	23:DB:361:G:O2'	2.52	0.42
23:DB:433:C:O2'	23:DB:434:U:H5'	2.19	0.42
23:DB:55:G:H2'	23:DB:56:A:H8	1.84	0.42
23:DB:66:C:O2'	23:DB:67:U:H5'	2.19	0.42
26:DD:111:GLY:H	26:DD:194:PRO:CG	2.32	0.42
29:DE:88:ARG:HA	29:DE:88:ARG:HD3	1.93	0.42
48:DG:166:GLU:HG2	48:DG:167:VAL:N	2.34	0.42
48:DG:94:ARG:C	48:DG:94:ARG:NE	2.72	0.42
41:DJ:110:PRO:HB2	41:DJ:111:LYS:HE3	2.01	0.42
41:DJ:40:HIS:HE1	41:DJ:41:LYS:HE3	1.84	0.42
27:DK:79:PHE:HZ	27:DK:104:THR:HG23	1.84	0.42
38:DM:116:ALA:C	38:DM:118:LYS:N	2.72	0.42
42:DN:70:THR:OG1	42:DN:70:THR:O	2.35	0.42
43:DO:51:ALA:CB	43:DO:78:VAL:HG22	2.45	0.42
28:DP:50:ARG:HB3	28:DP:57:ALA:O	2.19	0.42
23:DB:580:U:O3'	44:DQ:30:VAL:CG2	2.67	0.42
44:DQ:91:ARG:HH12	49:DR:10:LYS:CA	2.32	0.42
52:DW:49:ASN:OD1	52:DW:80:SER:HA	2.19	0.42
22:DA:83:G:H4'	30:DY:52:PHE:CE2	2.54	0.42
1:AA:1349:A:OP1	8:AI:121:ARG:HB2	2.19	0.42
1:AA:1525:G:O2'	1:AA:1526:G:H5'	2.20	0.42
1:AA:481:G:O2'	1:AA:482:A:H8	2.02	0.42
1:AA:532:A:C8	2:AC:192:TYR:CD2	3.06	0.42
1:AA:501:C:H1'	1:AA:549:C:H1'	2.00	0.42
1:AA:693:G:H2'	1:AA:694:A:O4'	2.19	0.42
1:AA:784:A:H2'	1:AA:785:G:H8	1.84	0.42

Continued on next page...

Continued from previous page...

Atom-1	Atom-2	Interatomic distance (Å)	Clash overlap (Å)
1:AA:92:U:C2'	1:AA:93:U:O5'	2.67	0.42
20:AB:40:ILE:HD13	20:AB:201:GLY:CA	2.49	0.42
20:AB:72:LYS:O	20:AB:73:ARG:C	2.58	0.42
2:AC:13:ILE:H	2:AC:13:ILE:HD13	1.82	0.42
2:AC:140:ALA:CB	2:AC:148:ILE:HD12	2.50	0.42
3:AD:17:ASP:C	3:AD:19:PHE:H	2.23	0.42
3:AD:25:ARG:O	3:AD:26:ALA:HB3	2.19	0.42
3:AD:29:THR:CB	3:AD:30:LYS:HD3	2.50	0.42
9:AJ:22:THR:OG1	9:AJ:72:ARG:HG3	2.19	0.42
11:AL:73:LEU:HD21	11:AL:103:CYS:SG	2.59	0.42
11:AL:86:VAL:HG11	11:AL:89:LEU:HD23	2.02	0.42
1:AA:981:U:P	13:AN:5:MET:HE1	2.59	0.42
9:AJ:65:TYR:HA	13:AN:96:LYS:O	2.20	0.42
14:AO:17:ARG:HG2	14:AO:24:SER:CB	2.50	0.42
18:AS:52:ASN:CG	18:AS:53:GLY:N	2.71	0.42
53:B6:10:THR:HG22	53:B6:164:ILE:HG21	2.01	0.42
53:B6:114:LEU:HB3	53:B6:183:ILE:CG2	2.46	0.42
22:BA:8:C:H2'	22:BA:9:G:O4'	2.20	0.42
23:BB:1076:C:H2'	23:BB:1077:A:C8	2.54	0.42
23:BB:1107:G:H2'	23:BB:1108:U:H6	1.85	0.42
23:BB:1131:G:N2	23:BB:2024:G:N2	2.65	0.42
23:BB:1392:A:H2'	23:BB:1393:A:C8	2.54	0.42
23:BB:1547:C:H2'	23:BB:1548:A:H8	1.84	0.42
23:BB:1796:U:O2'	23:BB:1797:G:H5'	2.19	0.42
23:BB:1851:U:H2'	23:BB:1852:U:C6	2.54	0.42
23:BB:1877:A:H2'	23:BB:1878:G:O4'	2.20	0.42
23:BB:196:A:H2'	23:BB:196:A:N3	2.35	0.42
23:BB:2028:U:O2'	23:BB:2029:G:H5'	2.19	0.42
23:BB:2081:U:H2'	23:BB:2082:A:C8	2.54	0.42
23:BB:2106:U:H2'	23:BB:2107:G:H8	1.85	0.42
23:BB:2648:G:H2'	23:BB:2649:C:C6	2.54	0.42
23:BB:2876:G:H5''	28:BP:2:ASN:HB2	2.01	0.42
23:BB:2834:G:H2'	23:BB:2879:A:H61	1.85	0.42
23:BB:387:U:H4'	23:BB:388:G:O4'	2.19	0.42
23:BB:484:C:H2'	23:BB:485:C:C6	2.54	0.42
23:BB:735:A:H2'	23:BB:736:C:O4'	2.19	0.42
23:BB:839:U:H2'	23:BB:840:C:C6	2.54	0.42
25:BC:141:HIS:HB3	25:BC:190:THR:OG1	2.20	0.42
26:BD:177:VAL:HG23	26:BD:177:VAL:O	2.18	0.42
47:BF:163:GLU:O	47:BF:166:ARG:HB2	2.19	0.42
48:BG:30:GLY:N	48:BG:78:VAL:HA	2.34	0.42

Continued on next page...

Continued from previous page...

Atom-1	Atom-2	Interatomic distance (Å)	Clash overlap (Å)
40:BH:114:GLU:HB3	40:BH:133:GLN:O	2.20	0.42
41:BJ:103:ILE:HG13	41:BJ:104:ALA:N	2.35	0.42
27:BK:121:GLU:O	27:BK:122:VAL:C	2.57	0.42
37:BL:103:ILE:CD1	37:BL:103:ILE:H	2.29	0.42
37:BL:3:LEU:HA	37:BL:6:LEU:HD21	2.01	0.42
42:BN:41:ALA:C	42:BN:43:GLU:H	2.23	0.42
44:BQ:14:LYS:HA	44:BQ:17:LEU:HB3	2.01	0.42
49:BR:2:TYR:HB2	49:BR:42:ALA:CB	2.38	0.42
44:BQ:111:LYS:HZ3	49:BR:50:GLY:HA2	1.85	0.42
50:BT:41:ALA:C	50:BT:43:ILE:H	2.23	0.42
46:BU:41:VAL:N	46:BU:60:LYS:O	2.53	0.42
35:BV:42:LEU:CD2	35:BV:42:LEU:H	2.23	0.42
30:BY:9:THR:HB	30:BY:10:ARG:H	1.71	0.42
1:CA:1180:A:H5''	1:CA:1181:G:OP2	2.18	0.42
1:CA:1515:G:O2'	1:CA:1516:G:H5'	2.19	0.42
1:CA:16:A:N1	1:CA:919:A:H2	2.16	0.42
1:CA:263:A:OP1	19:CT:73:ARG:NH1	2.52	0.42
1:CA:582:C:O2'	1:CA:583:A:H5'	2.18	0.42
1:CA:811:C:H4'	1:CA:900:A:N6	2.34	0.42
1:CA:83:C:O2'	1:CA:84:U:H2'	2.19	0.42
1:CA:894:G:O2'	1:CA:895:G:H5'	2.18	0.42
3:CD:160:LEU:HD23	3:CD:164:ARG:HH21	1.84	0.42
3:CD:61:ARG:HG2	3:CD:66:VAL:O	2.19	0.42
6:CG:10:LYS:NZ	6:CG:10:LYS:HB2	2.35	0.42
6:CG:71:THR:O	6:CG:89:GLU:HA	2.19	0.42
12:CM:13:HIS:HB2	12:CM:16:ILE:CG2	2.50	0.42
12:CM:22:TYR:HB2	12:CM:65:GLU:HA	2.00	0.42
15:CP:6:LEU:HD23	15:CP:17:TYR:CB	2.50	0.42
16:CQ:45:VAL:HA	16:CQ:72:TRP:O	2.19	0.42
31:D0:43:THR:HG23	31:D0:47:TYR:C	2.39	0.42
33:D1:50:GLU:O	33:D1:51:ALA:HB2	2.19	0.42
22:DA:98:G:O6	35:DV:14:LYS:N	2.41	0.42
23:DB:1082:U:C2	23:DB:1086:A:N1	2.87	0.42
23:DB:1098:A:O2'	24:DI:4:VAL:C	2.58	0.42
23:DB:1336:A:H3'	23:DB:1337:G:H8	1.83	0.42
23:DB:1361:G:H2'	23:DB:1362:C:C6	2.55	0.42
23:DB:1422:G:O2'	23:DB:1423:G:H5'	2.19	0.42
23:DB:2093:G:O2'	23:DB:2094:A:H5'	2.19	0.42
23:DB:2211:A:H4'	23:DB:2211:A:OP2	2.19	0.42
23:DB:2861:U:H2'	23:DB:2862:G:C8	2.54	0.42
23:DB:391:A:H1'	23:DB:411:G:O4'	2.20	0.42

Continued on next page...

Continued from previous page...

Atom-1	Atom-2	Interatomic distance (Å)	Clash overlap (Å)
23:DB:484:C:H2'	23:DB:485:C:C6	2.54	0.42
23:DB:52:A:H2'	23:DB:53:A:C8	2.54	0.42
23:DB:621:A:H2'	23:DB:622:G:O4'	2.19	0.42
23:DB:996:A:O2'	44:DQ:91:ARG:HD2	2.19	0.42
25:DC:242:HIS:O	25:DC:244:VAL:HG13	2.20	0.42
26:DD:107:VAL:N	26:DD:206:ALA:H	2.17	0.42
47:DF:111:ARG:N	47:DF:111:ARG:HD2	2.34	0.42
47:DF:47:LYS:HA	47:DF:50:ASP:OD1	2.19	0.42
48:DG:72:ASN:O	48:DG:75:VAL:HB	2.18	0.42
40:DH:124:THR:O	40:DH:146:VAL:HG11	2.19	0.42
40:DH:127:GLU:HB2	40:DH:143:ILE:CG2	2.49	0.42
40:DH:24:GLY:C	40:DH:26:ALA:N	2.72	0.42
24:DI:99:LYS:HB2	24:DI:140:GLU:OE1	2.19	0.42
37:DL:102:GLY:O	37:DL:105:ILE:HG12	2.19	0.42
37:DL:57:LEU:O	37:DL:61:LEU:HD13	2.19	0.42
1:AA:1160:G:O2'	1:AA:1161:C:H5'	2.20	0.42
20:AB:204:ASP:O	20:AB:205:ALA:HB3	2.19	0.42
2:AC:16:PRO:HG2	2:AC:53:ARG:NH2	2.35	0.42
4:AE:39:GLY:HA3	4:AE:116:VAL:HB	2.01	0.42
6:AG:145:GLU:C	6:AG:147:ASN:N	2.72	0.42
1:AA:586:C:C5'	7:AH:81:GLY:HA2	2.49	0.42
1:AA:1349:A:P	8:AI:119:LYS:HD2	2.59	0.42
8:AI:27:ILE:HD13	8:AI:34:LEU:HD22	2.02	0.42
8:AI:41:GLU:O	8:AI:43:ALA:N	2.53	0.42
8:AI:9:GLY:HA3	8:AI:81:GLY:N	2.35	0.42
11:AL:46:SER:O	11:AL:47:ALA:HB2	2.20	0.42
15:AP:1:MET:HG3	15:AP:1:MET:O	2.19	0.42
21:AU:20:ARG:H	21:AU:20:ARG:HD2	1.84	0.42
36:B2:6:GLN:HA	36:B2:7:PRO:HD2	1.89	0.42
34:B3:30:HIS:CD2	34:B3:31:ILE:N	2.88	0.42
34:B3:7:ARG:O	34:B3:8:GLY:C	2.58	0.42
53:B6:176:ALA:O	53:B6:180:GLU:HB2	2.19	0.42
53:B6:53:ASN:C	53:B6:55:ILE:H	2.21	0.42
22:BA:15:A:O2'	22:BA:16:G:H5'	2.20	0.42
23:BB:1130:U:O2'	23:BB:1131:G:H2'	2.18	0.42
23:BB:115:C:O2'	23:BB:116:C:H5'	2.20	0.42
23:BB:1309:G:H4'	36:B2:7:PRO:CB	2.48	0.42
23:BB:1322:A:C2'	23:BB:1323:C:H5'	2.49	0.42
23:BB:1544:A:H2'	23:BB:1545:A:C8	2.54	0.42
23:BB:1779:U:H5	23:BB:1784:A:N7	2.17	0.42
23:BB:2228:G:N2	51:BZ:34:HIS:CE1	2.87	0.42

Continued on next page...

Continued from previous page...

Atom-1	Atom-2	Interatomic distance (Å)	Clash overlap (Å)
23:BB:2393:U:H2'	23:BB:2394:C:C6	2.54	0.42
23:BB:253:C:H2'	23:BB:254:G:O4'	2.19	0.42
23:BB:2654:A:N1	23:BB:2665:A:H5''	2.34	0.42
23:BB:2724:U:H2'	23:BB:2725:A:C8	2.54	0.42
23:BB:308:G:H2'	23:BB:309:A:O4'	2.20	0.42
23:BB:598:U:H2'	23:BB:599:A:H8	1.84	0.42
23:BB:725:G:H2'	23:BB:726:G:O4'	2.19	0.42
23:BB:960:A:H4'	23:BB:2457:U:H4'	2.01	0.42
23:BB:1789:A:OP2	25:BC:220:ARG:HD3	2.18	0.42
25:BC:52:HIS:O	25:BC:53:ILE:HB	2.20	0.42
25:BC:76:VAL:O	25:BC:93:VAL:O	2.37	0.42
48:BG:112:VAL:HG13	48:BG:150:TYR:HE2	1.84	0.42
38:BM:19:GLY:N	38:BM:38:ARG:NH1	2.64	0.42
23:BB:960:A:H61	38:BM:82:MET:HE1	1.83	0.42
28:BP:29:VAL:O	28:BP:40:GLN:N	2.53	0.42
44:BQ:91:ARG:HH12	49:BR:10:LYS:CB	2.32	0.42
49:BR:14:VAL:CG2	49:BR:15:SER:N	2.82	0.42
49:BR:7:SER:CB	49:BR:22:LEU:HD22	2.50	0.42
50:BT:39:THR:O	50:BT:40:LYS:HB2	2.20	0.42
39:BX:27:ASN:HD22	39:BX:27:ASN:HA	1.62	0.42
51:BZ:53:ALA:O	51:BZ:55:GLY:N	2.44	0.42
1:CA:430:A:OP2	3:CD:6:PRO:HA	2.19	0.42
1:CA:87:C:H2'	1:CA:88:U:H6	1.81	0.42
20:CB:98:GLY:N	20:CB:174:GLU:OE2	2.53	0.42
2:CC:146:LYS:HB2	2:CC:202:PHE:O	2.19	0.42
3:CD:90:LEU:HD21	3:CD:196:GLU:HB3	2.01	0.42
6:CG:48:THR:O	6:CG:52:ARG:HG3	2.19	0.42
9:CJ:80:THR:O	9:CJ:84:VAL:HG23	2.19	0.42
12:CM:49:GLU:O	12:CM:52:ILE:HG22	2.19	0.42
13:CN:52:ARG:NH1	13:CN:58:ARG:HH21	2.17	0.42
13:CN:5:MET:HA	13:CN:8:ARG:HD2	2.01	0.42
1:CA:625:U:H4'	15:CP:16:PHE:CZ	2.55	0.42
17:CR:54:LEU:HD23	17:CR:58:ILE:HD11	2.02	0.42
19:CT:3:ILE:H	19:CT:3:ILE:HG13	1.30	0.42
19:CT:69:ASN:O	19:CT:72:ALA:HB3	2.19	0.42
19:CT:66:ILE:HG13	19:CT:70:LYS:HE3	2.01	0.42
36:D2:9:VAL:CG1	36:D2:10:LEU:N	2.81	0.42
53:D6:125:GLY:O	53:D6:129:ILE:HG13	2.19	0.42
53:D6:64:ARG:C	53:D6:103:ILE:HB	2.39	0.42
22:DA:42:C:C6	47:DF:65:LEU:HD22	2.54	0.42
23:DB:1597:A:C5'	23:DB:1598:A:H5'	2.43	0.42

Continued on next page...

Continued from previous page...

Atom-1	Atom-2	Interatomic distance (Å)	Clash overlap (Å)
23:DB:2081:U:H2'	23:DB:2082:A:C8	2.54	0.42
23:DB:2143:C:H3'	23:DB:2144:G:H8	1.84	0.42
23:DB:2212:A:O3'	23:DB:2213:U:C4	2.73	0.42
23:DB:234:U:H2'	23:DB:235:U:O4'	2.19	0.42
23:DB:300:A:H2'	23:DB:334:C:H1'	2.02	0.42
23:DB:481:G:C2	23:DB:507:A:C4	3.08	0.42
23:DB:547:A:C2	23:DB:548:G:H1'	2.54	0.42
23:DB:79:C:O2'	23:DB:346:A:C1'	2.66	0.42
23:DB:918:A:C2'	23:DB:919:U:H5'	2.44	0.42
25:DC:76:VAL:O	25:DC:78:GLU:N	2.52	0.42
26:DD:107:VAL:HG13	26:DD:203:VAL:HG23	2.01	0.42
47:DF:163:GLU:O	47:DF:166:ARG:HB2	2.19	0.42
48:DG:28:LYS:O	48:DG:30:GLY:N	2.53	0.42
48:DG:44:HIS:O	48:DG:46:ASP:N	2.52	0.42
48:DG:43:LYS:O	48:DG:49:LEU:HA	2.20	0.42
40:DH:113:SER:HB2	40:DH:132:PHE:CZ	2.53	0.42
24:DI:54:ILE:HD11	24:DI:71:LYS:N	2.34	0.42
41:DJ:103:ILE:HG13	41:DJ:104:ALA:N	2.35	0.42
41:DJ:12:LYS:HG2	41:DJ:12:LYS:H	1.66	0.42
27:DK:121:GLU:O	27:DK:122:VAL:C	2.57	0.42
42:DN:28:LEU:O	42:DN:32:GLU:HA	2.19	0.42
28:DP:86:LYS:HB3	28:DP:87:ARG:H	1.58	0.42
49:DR:21:ARG:C	49:DR:22:LEU:HD23	2.40	0.42
46:DU:86:PHE:CG	46:DU:87:GLU:N	2.87	0.42
1:AA:213:G:H2'	1:AA:213:G:N3	2.35	0.42
1:AA:255:G:H1'	16:AQ:17:GLU:OE2	2.20	0.42
1:AA:614:C:C2'	1:AA:615:G:H5'	2.50	0.42
1:AA:880:C:H2'	1:AA:881:G:C8	2.51	0.42
20:AB:60:ALA:HB1	20:AB:220:VAL:HG13	2.02	0.42
2:AC:122:GLN:O	2:AC:127:VAL:HG22	2.20	0.42
3:AD:172:VAL:HG13	3:AD:172:VAL:O	2.20	0.42
4:AE:62:ALA:O	4:AE:65:LYS:HB2	2.19	0.42
1:AA:1315:U:H5	18:AS:5:LYS:HE2	1.84	0.42
18:AS:66:VAL:HG23	18:AS:67:GLY:N	2.35	0.42
19:AT:49:ALA:HA	19:AT:52:GLU:OE2	2.18	0.42
21:AU:34:ARG:NH1	21:AU:39:LYS:NZ	2.67	0.42
22:BA:13:G:C5	22:BA:70:C:H4'	2.54	0.42
23:BB:1027:A:N3	23:BB:2488:G:H5''	2.34	0.42
23:BB:1516:G:H2'	23:BB:1517:G:H8	1.85	0.42
23:BB:1439:A:C5	23:BB:1552:A:N6	2.86	0.42
23:BB:1702:G:H2'	23:BB:1703:G:O4'	2.19	0.42

Continued on next page...

Continued from previous page...

Atom-1	Atom-2	Interatomic distance (Å)	Clash overlap (Å)
23:BB:1734:G:O2'	23:BB:1735:A:H5'	2.20	0.42
23:BB:826:U:H5''	23:BB:2428:G:O3'	2.19	0.42
23:BB:2032:G:N7	23:BB:2454:G:H1'	2.33	0.42
23:BB:2745:C:O2'	48:BG:142:GLN:HB2	2.20	0.42
23:BB:415:A:H2'	23:BB:416:U:C6	2.55	0.42
23:BB:522:A:H2'	23:BB:523:C:H6	1.84	0.42
23:BB:546:U:H5'	23:BB:548:G:O6	2.20	0.42
23:BB:816:C:O2'	23:BB:817:C:H5'	2.19	0.42
23:BB:877:A:H2'	23:BB:899:A:C6	2.51	0.42
25:BC:149:LYS:HD3	25:BC:152:GLN:HE22	1.83	0.42
25:BC:216:ARG:HE	25:BC:217:PRO:HD2	1.83	0.42
25:BC:262:THR:O	25:BC:265:PHE:N	2.49	0.42
47:BF:74:ALA:HB1	47:BF:76:PHE:CD2	2.54	0.42
48:BG:154:GLU:O	48:BG:156:TYR:N	2.42	0.42
40:BH:85:GLY:HA3	40:BH:91:PHE:CE1	2.54	0.42
27:BK:104:THR:OG1	27:BK:107:LEU:HD11	2.18	0.42
27:BK:71:ARG:CZ	27:BK:72:PRO:HD3	2.50	0.42
37:BL:127:VAL:HG22	37:BL:128:THR:N	2.34	0.42
37:BL:47:ARG:HH21	37:BL:47:ARG:CB	2.32	0.42
38:BM:18:ARG:C	38:BM:38:ARG:HH22	2.23	0.42
38:BM:63:ILE:H	38:BM:63:ILE:HD12	1.85	0.42
42:BN:55:ALA:HB1	42:BN:80:PHE:H	1.83	0.42
43:BO:36:TYR:CD2	43:BO:36:TYR:N	2.87	0.42
45:BS:108:SER:OG	45:BS:109:ASP:N	2.52	0.42
45:BS:95:ARG:HG3	45:BS:97:LEU:HD21	2.02	0.42
45:BS:99:ARG:H	45:BS:99:ARG:HG2	1.44	0.42
50:BT:31:VAL:C	50:BT:32:LEU:HD23	2.40	0.42
50:BT:50:LEU:O	50:BT:51:PHE:HB2	2.19	0.42
46:BU:73:ASN:ND2	46:BU:76:THR:H	2.16	0.42
35:BV:70:ILE:CD1	35:BV:71:LYS:N	2.82	0.42
52:BW:44:PHE:HE2	52:BW:76:ARG:NE	2.17	0.42
52:BW:77:LYS:HB2	52:BW:77:LYS:HZ3	1.85	0.42
23:BB:372:G:N7	51:BZ:57:ARG:HB3	2.34	0.42
51:BZ:5:CYS:HB3	51:BZ:10:LYS:H	1.84	0.42
1:CA:1099:G:H2'	1:CA:1100:C:C6	2.55	0.42
1:CA:1149:C:OP2	8:CI:10:ARG:NH1	2.52	0.42
1:CA:1309:G:H2'	1:CA:1310:G:C8	2.54	0.42
1:CA:1421:G:N2	1:CA:1479:C:O2	2.52	0.42
1:CA:152:A:H2'	1:CA:153:C:O4'	2.19	0.42
1:CA:321:A:O2'	1:CA:322:C:H5'	2.20	0.42
1:CA:479:U:O2'	1:CA:480:U:H5'	2.19	0.42

Continued on next page...

Continued from previous page...

Atom-1	Atom-2	Interatomic distance (Å)	Clash overlap (Å)
1:CA:373:A:H1'	1:CA:481:G:H1'	2.02	0.42
1:CA:643:C:H5''	7:CH:31:LEU:HD22	2.01	0.42
1:CA:728:A:H2'	1:CA:729:A:C8	2.55	0.42
1:CA:856:C:O2'	1:CA:857:C:H5'	2.20	0.42
20:CB:123:GLY:O	20:CB:125:PHE:N	2.52	0.42
20:CB:72:LYS:O	20:CB:73:ARG:C	2.58	0.42
3:CD:164:ARG:HG3	3:CD:165:GLU:H	1.85	0.42
6:CG:71:THR:C	6:CG:90:VAL:HG22	2.40	0.42
7:CH:68:LYS:HG3	7:CH:69:ALA:H	1.84	0.42
13:CN:27:LYS:H	13:CN:27:LYS:HG3	1.67	0.42
13:CN:72:PHE:CZ	13:CN:77:GLY:HA2	2.54	0.42
15:CP:36:VAL:O	15:CP:36:VAL:HG13	2.19	0.42
15:CP:43:ALA:HA	15:CP:46:LYS:HE3	2.01	0.42
18:CS:33:TRP:CE3	18:CS:33:TRP:N	2.87	0.42
19:CT:81:GLN:C	19:CT:83:ASN:N	2.72	0.42
32:D4:2:LYS:HD3	32:D4:4:ARG:NE	2.18	0.42
22:DA:49:C:O2'	22:DA:50:A:H5'	2.19	0.42
23:DB:1062:G:H2'	23:DB:1063:G:H8	1.85	0.42
23:DB:1099:G:H3'	24:DI:2:LYS:HA	2.01	0.42
23:DB:1131:G:H1'	23:DB:1133:A:H62	1.85	0.42
23:DB:1183:U:O2'	23:DB:1184:U:H5'	2.19	0.42
23:DB:1880:U:H2'	23:DB:1881:C:C6	2.55	0.42
23:DB:2097:A:H2'	23:DB:2098:U:C6	2.54	0.42
23:DB:233:A:N6	23:DB:428:A:H61	2.17	0.42
23:DB:2443:C:O2'	23:DB:2444:G:H5'	2.20	0.42
23:DB:2473:U:H2'	23:DB:2473:U:O2	2.19	0.42
23:DB:2544:G:H2'	23:DB:2545:G:H8	1.84	0.42
23:DB:2601:C:C2	23:DB:2603:G:N7	2.88	0.42
23:DB:2652:C:C2'	23:DB:2653:U:H5'	2.49	0.42
25:DC:231:HIS:HA	25:DC:241:LYS:HE3	2.02	0.42
26:DD:125:TRP:CD1	26:DD:160:LYS:HB3	2.54	0.42
26:DD:31:ALA:HA	26:DD:96:ILE:O	2.19	0.42
29:DE:171:ASP:CG	29:DE:172:ALA:N	2.73	0.42
29:DE:46:GLN:HB3	29:DE:86:ALA:CA	2.50	0.42
47:DF:141:ASP:O	47:DF:143:ASP:N	2.53	0.42
48:DG:106:LEU:N	48:DG:106:LEU:HD23	2.35	0.42
40:DH:135:HIS:N	40:DH:138:VAL:HB	2.30	0.42
40:DH:143:ILE:HG22	40:DH:144:VAL:N	2.35	0.42
27:DK:38:ILE:HD13	27:DK:61:VAL:HG12	2.01	0.42
37:DL:80:SER:HA	37:DL:115:GLU:HB2	2.02	0.42
38:DM:123:LYS:O	38:DM:124:LEU:C	2.58	0.42

Continued on next page...

Continued from previous page...

Atom-1	Atom-2	Interatomic distance (Å)	Clash overlap (Å)
42:DN:41:ALA:C	42:DN:43:GLU:H	2.23	0.42
23:DB:2840:C:OP1	42:DN:50:PRO:HA	2.20	0.42
28:DP:61:ARG:HH21	28:DP:61:ARG:HB3	1.85	0.42
49:DR:39:LEU:CA	49:DR:53:PHE:HA	2.49	0.42
45:DS:2:GLU:O	45:DS:3:THR:C	2.58	0.42
50:DT:50:LEU:O	50:DT:51:PHE:HB2	2.20	0.42
52:DW:69:GLU:HB3	52:DW:70:VAL:H	1.65	0.42
51:DZ:14:THR:HA	51:DZ:28:ARG:HA	2.02	0.42
1:AA:1067:A:H1'	1:AA:1068:G:C8	2.55	0.42
1:AA:1386:G:O2'	1:AA:1387:G:H5'	2.19	0.42
1:AA:1446:A:H2'	1:AA:1447:A:C8	2.55	0.42
1:AA:197:A:H1'	1:AA:198:G:C1'	2.50	0.42
1:AA:564:C:C5	16:AQ:32:ILE:HD11	2.54	0.42
1:AA:687:A:C2	1:AA:704:A:C5	3.08	0.42
1:AA:720:C:H6	1:AA:720:C:O5'	2.03	0.42
20:AB:113:LEU:HD23	20:AB:114:LYS:N	2.34	0.42
20:AB:207:ARG:O	20:AB:211:LEU:HB2	2.19	0.42
20:AB:63:LYS:HA	20:AB:224:ARG:NH1	2.31	0.42
20:AB:86:CYS:SG	20:AB:87:ASP:N	2.93	0.42
3:AD:100:VAL:HG11	3:AD:142:VAL:HG21	2.00	0.42
3:AD:169:TRP:HB2	3:AD:183:ARG:O	2.20	0.42
4:AE:87:VAL:HG22	4:AE:88:HIS:N	2.35	0.42
6:AG:110:ARG:HB3	6:AG:110:ARG:HH11	1.84	0.42
6:AG:22:LEU:O	6:AG:25:PHE:HB3	2.20	0.42
6:AG:80:GLY:O	6:AG:82:SER:N	2.52	0.42
1:AA:653:U:C4	7:AH:55:LYS:HE2	2.54	0.42
7:AH:17:GLN:HG2	7:AH:62:LEU:CD2	2.49	0.42
12:AM:14:ALA:HB2	12:AM:42:VAL:HG23	2.02	0.42
12:AM:33:LEU:HD22	12:AM:38:ILE:HB	2.01	0.42
13:AN:30:ILE:O	13:AN:32:ASP:N	2.45	0.42
1:AA:974:A:OP2	13:AN:80:ARG:NH1	2.53	0.42
31:B0:38:LEU:HD23	31:B0:39:ARG:N	2.35	0.42
33:B1:34:GLU:HA	33:B1:48:TYR:O	2.19	0.42
22:BA:83:G:O2'	22:BA:84:G:H5'	2.20	0.42
23:BB:1060:U:C1'	23:BB:1062:G:H5'	2.50	0.42
23:BB:1348:C:H2'	23:BB:1349:C:H5'	2.00	0.42
23:BB:143:C:H1'	50:BT:2:ILE:O	2.19	0.42
23:BB:1521:G:O5'	23:BB:1522:A:H2'	2.20	0.42
23:BB:1639:C:C2'	23:BB:1640:A:H5'	2.50	0.42
23:BB:1651:G:H2'	23:BB:1652:A:O4'	2.19	0.42
23:BB:1820:U:H4'	23:BB:1821:A:OP2	2.20	0.42

Continued on next page...

Continued from previous page...

Atom-1	Atom-2	Interatomic distance (Å)	Clash overlap (Å)
23:BB:1833:C:H2'	23:BB:1834:U:H6	1.85	0.42
23:BB:1847:A:H1'	23:BB:1848:A:N7	2.35	0.42
23:BB:1882:U:O2'	23:BB:1883:U:H5'	2.19	0.42
23:BB:2018:G:O2'	23:BB:2019:A:H5'	2.19	0.42
23:BB:2155:U:H3'	23:BB:2156:G:C8	2.55	0.42
23:BB:2300:C:H2'	23:BB:2301:C:H6	1.84	0.42
23:BB:2315:G:H2'	23:BB:2316:G:H8	1.85	0.42
23:BB:2001:C:H4'	23:BB:2689:U:O2'	2.20	0.42
23:BB:2886:A:N7	31:B0:39:ARG:NE	2.67	0.42
23:BB:629:G:H2'	23:BB:630:G:C8	2.55	0.42
23:BB:711:G:O2'	23:BB:712:G:H5'	2.20	0.42
23:BB:820:A:H1'	23:BB:943:A:O2'	2.19	0.42
29:BE:149:ILE:O	29:BE:188:MET:HA	2.20	0.42
47:BF:91:ARG:HD3	47:BF:91:ARG:N	2.35	0.42
48:BG:145:ALA:O	48:BG:148:ARG:HD2	2.20	0.42
48:BG:154:GLU:C	48:BG:156:TYR:H	2.21	0.42
48:BG:167:VAL:HG23	48:BG:168:VAL:N	2.26	0.42
48:BG:166:GLU:HG2	48:BG:167:VAL:N	2.35	0.42
40:BH:114:GLU:O	40:BH:132:PHE:HA	2.19	0.42
40:BH:49:ALA:O	40:BH:53:GLU:N	2.53	0.42
27:BK:109:SER:C	27:BK:111:LYS:H	2.23	0.42
23:BB:1245:G:OP1	37:BL:8:PRO:HG2	2.19	0.42
38:BM:126:ILE:HD12	38:BM:126:ILE:N	2.35	0.42
44:BQ:17:LEU:HG	44:BQ:17:LEU:O	2.19	0.42
44:BQ:91:ARG:HH12	49:BR:10:LYS:HB3	1.84	0.42
46:BU:73:ASN:OD1	46:BU:75:ALA:HB3	2.20	0.42
46:BU:72:PHE:CZ	46:BU:77:GLY:HA2	2.55	0.42
35:BV:1:MET:HE2	35:BV:2:PHE:H	1.84	0.42
35:BV:66:ASP:CG	35:BV:68:LYS:HE2	2.40	0.42
1:CA:1070:U:H2'	1:CA:1071:C:H6	1.81	0.42
1:CA:1231:G:O2'	1:CA:1232:U:H5'	2.20	0.42
1:CA:212:G:H2'	1:CA:213:G:C8	2.54	0.42
1:CA:311:C:O2'	1:CA:312:C:H5'	2.19	0.42
1:CA:751:U:C2'	1:CA:752:G:H5'	2.50	0.42
1:CA:764:C:N4	1:CA:812:G:N1	2.67	0.42
1:CA:939:G:H2'	1:CA:940:C:C6	2.54	0.42
20:CB:69:VAL:HG12	20:CB:168:GLU:HG3	2.02	0.42
20:CB:89:PHE:HE2	20:CB:152:ASP:O	2.03	0.42
3:CD:81:LEU:HB2	3:CD:88:ASN:HD22	1.84	0.42
5:CF:36:ILE:HG12	5:CF:64:VAL:HG22	2.01	0.42
8:CI:112:ARG:HG3	8:CI:112:ARG:O	2.19	0.42

Continued on next page...

Continued from previous page...

Atom-1	Atom-2	Interatomic distance (Å)	Clash overlap (Å)
10:CK:126:ARG:HE	10:CK:126:ARG:HA	1.85	0.42
11:CL:98:ARG:NH2	11:CL:104:SER:OG	2.51	0.42
12:CM:18:LEU:HD23	12:CM:21:ILE:HD12	2.01	0.42
17:CR:43:ILE:O	17:CR:44:THR:HG23	2.20	0.42
18:CS:17:LYS:HB3	18:CS:30:LEU:HD22	2.00	0.42
18:CS:66:VAL:C	18:CS:68:HIS:H	2.23	0.42
34:D3:14:LYS:O	34:D3:21:PHE:O	2.36	0.42
53:D6:29:ARG:O	53:D6:30:THR:O	2.37	0.42
22:DA:76:G:H21	35:DV:78:GLN:HE22	1.67	0.42
23:DB:1441:G:H2'	23:DB:1442:U:C6	2.54	0.42
23:DB:1434:A:N6	23:DB:1558:C:H42	2.18	0.42
23:DB:1605:C:H1'	23:DB:1610:A:C8	2.55	0.42
23:DB:2188:U:H3'	23:DB:2189:U:C6	2.55	0.42
23:DB:2285:C:OP2	33:D1:5:ARG:HD3	2.19	0.42
23:DB:2794:C:H2'	23:DB:2795:C:H6	1.83	0.42
23:DB:2800:A:H2'	23:DB:2801:G:H1'	2.02	0.42
23:DB:2812:G:H2'	23:DB:2813:A:O4'	2.20	0.42
25:DC:211:ARG:HD2	25:DC:215:VAL:O	2.20	0.42
25:DC:76:VAL:O	25:DC:76:VAL:HG23	2.20	0.42
29:DE:145:ASP:OD1	29:DE:183:PHE:HA	2.19	0.42
29:DE:2:GLU:OE1	29:DE:13:THR:N	2.53	0.42
47:DF:66:ILE:HD11	47:DF:83:PRO:HB3	2.01	0.42
48:DG:37:ASN:HD22	48:DG:38:ASP:H	1.68	0.42
48:DG:8:VAL:CG1	48:DG:49:LEU:HB2	2.35	0.42
48:DG:29:ASN:ND2	48:DG:77:GLY:O	2.52	0.42
40:DH:119:ASN:ND2	40:DH:121:VAL:HG22	2.35	0.42
40:DH:27:ARG:HH21	40:DH:27:ARG:HG2	1.83	0.42
41:DJ:73:VAL:O	41:DJ:74:TYR:HB2	2.19	0.42
27:DK:53:LYS:H	27:DK:53:LYS:HD3	1.83	0.42
27:DK:68:GLY:HA3	27:DK:78:ARG:HB3	2.01	0.42
37:DL:101:ILE:HG22	37:DL:105:ILE:HG13	2.02	0.42
38:DM:43:ALA:C	38:DM:45:GLN:N	2.73	0.42
42:DN:24:MET:CG	42:DN:44:LEU:HD22	2.50	0.42
43:DO:7:ARG:HA	43:DO:10:ARG:CZ	2.49	0.42
49:DR:37:GLU:O	49:DR:39:LEU:HD23	2.20	0.42
45:DS:4:ILE:HG22	45:DS:106:VAL:HA	2.01	0.42
1:AA:360:G:O2'	1:AA:361:G:H5'	2.20	0.42
1:AA:401:C:O2'	1:AA:402:G:H5'	2.19	0.42
1:AA:420:U:C2'	1:AA:421:U:H5''	2.50	0.42
1:AA:479:U:O2'	1:AA:480:U:H5'	2.19	0.42
1:AA:547:A:H4'	1:AA:548:G:O5'	2.20	0.42

Continued on next page...

Continued from previous page...

Atom-1	Atom-2	Interatomic distance (Å)	Clash overlap (Å)
1:AA:87:C:N3	1:AA:88:U:H1'	2.35	0.42
1:AA:922:G:H4'	4:AE:24:VAL:HA	2.01	0.42
20:AB:204:ASP:O	20:AB:208:ALA:HB3	2.20	0.42
20:AB:95:TRP:HZ3	20:AB:174:GLU:OE2	2.03	0.42
1:AA:1206:G:O4'	2:AC:193:GLY:N	2.53	0.42
3:AD:147:LYS:NZ	3:AD:147:LYS:HB2	2.35	0.42
3:AD:159:GLU:O	3:AD:162:GLU:HB3	2.20	0.42
3:AD:104:MET:HG2	3:AD:170:LEU:CD1	2.50	0.42
3:AD:29:THR:HG22	3:AD:30:LYS:N	2.35	0.42
6:AG:130:LYS:H	6:AG:134:VAL:HG21	1.85	0.42
6:AG:50:ALA:HB2	6:AG:57:GLU:CA	2.50	0.42
8:AI:24:ASN:ND2	8:AI:57:VAL:O	2.53	0.42
11:AL:108:ASP:O	11:AL:110:LYS:HG2	2.19	0.42
11:AL:13:ARG:O	11:AL:14:LYS:HB3	2.20	0.42
11:AL:74:GLN:HB3	11:AL:75:GLU:H	1.57	0.42
13:AN:68:ARG:HH12	13:AN:70:HIS:CB	2.16	0.42
14:AO:73:LYS:O	14:AO:74:ASP:HB2	2.20	0.42
15:AP:10:GLY:HA3	15:AP:15:PRO:HA	2.01	0.42
21:AU:48:LYS:HA	21:AU:51:ALA:HB3	2.01	0.42
31:B0:38:LEU:HB3	31:B0:41:HIS:NE2	2.35	0.42
36:B2:9:VAL:HG13	36:B2:10:LEU:N	2.34	0.42
23:BB:1178:C:H2'	23:BB:1179:G:H8	1.84	0.42
23:BB:1292:G:O2'	23:BB:1293:C:H5'	2.20	0.42
23:BB:1401:G:H2'	23:BB:1402:U:H6	1.81	0.42
23:BB:1541:C:H2'	23:BB:1542:U:O4'	2.20	0.42
23:BB:1666:G:OP1	27:BK:82:ASN:ND2	2.50	0.42
23:BB:1668:A:N3	23:BB:1670:C:C4	2.87	0.42
23:BB:1714:U:O5'	23:BB:1714:U:H6	2.03	0.42
23:BB:1773:A:N7	23:BB:1829:A:H1'	2.34	0.42
23:BB:2038:G:H2'	23:BB:2039:U:O4'	2.20	0.42
23:BB:2142:A:H2'	23:BB:2143:C:N1	2.34	0.42
23:BB:2293:G:H2'	23:BB:2294:G:C8	2.55	0.42
23:BB:2352:A:H8	23:BB:2352:A:O5'	2.03	0.42
23:BB:2352:A:N6	23:BB:2365:G:O2'	2.51	0.42
23:BB:2511:U:O5'	23:BB:2511:U:H6	2.02	0.42
23:BB:2544:G:H1'	23:BB:2646:C:H5'	2.01	0.42
23:BB:2677:G:H2'	23:BB:2678:C:H6	1.83	0.42
23:BB:2809:A:N6	23:BB:2891:U:H4'	2.35	0.42
23:BB:559:G:H22	44:BQ:48:ASP:CG	2.23	0.42
23:BB:7:G:H4'	41:BJ:15:TRP:CZ2	2.55	0.42
23:BB:984:A:HO2'	23:BB:985:C:C5'	2.33	0.42

Continued on next page...

Continued from previous page...

Atom-1	Atom-2	Interatomic distance (Å)	Clash overlap (Å)
25:BC:140:VAL:O	25:BC:141:HIS:HB2	2.19	0.42
29:BE:165:HIS:CD2	29:BE:166:LYS:HG2	2.55	0.42
29:BE:171:ASP:CG	29:BE:172:ALA:N	2.73	0.42
29:BE:20:GLY:O	29:BE:21:ARG:C	2.58	0.42
23:BB:659:G:H4'	29:BE:95:LYS:HB3	2.01	0.42
47:BF:134:GLN:C	47:BF:136:ILE:N	2.72	0.42
48:BG:137:LYS:O	48:BG:140:ILE:HG13	2.20	0.42
48:BG:42:VAL:HA	48:BG:50:THR:O	2.20	0.42
48:BG:94:ARG:NE	48:BG:94:ARG:C	2.72	0.42
40:BH:134:VAL:CG1	40:BH:135:HIS:H	2.31	0.42
40:BH:28:ASN:HA	40:BH:28:ASN:HD22	1.62	0.42
40:BH:76:GLU:O	40:BH:77:THR:C	2.57	0.42
24:BI:48:ILE:HG22	24:BI:49:GLU:HG2	2.00	0.42
41:BJ:75:TYR:HD1	41:BJ:86:GLN:HB3	1.85	0.42
27:BK:115:ILE:CG2	27:BK:116:ILE:N	2.82	0.42
27:BK:19:VAL:HG23	27:BK:41:ILE:HD11	2.01	0.42
27:BK:79:PHE:HZ	27:BK:104:THR:HG23	1.85	0.42
26:BD:186:LEU:CD2	28:BP:3:ILE:HD11	2.46	0.42
28:BP:4:ILE:HA	28:BP:7:LEU:CD1	2.48	0.42
49:BR:60:LYS:N	49:BR:100:GLY:HA3	2.22	0.42
46:BU:10:VAL:O	46:BU:21:ARG:HG2	2.20	0.42
46:BU:65:GLN:HB3	46:BU:65:GLN:HE21	1.52	0.42
35:BV:63:ILE:HG22	35:BV:65:VAL:HG13	2.00	0.42
35:BV:83:LYS:HA	35:BV:84:PRO:HD3	1.95	0.42
39:BX:36:GLN:HB2	39:BX:37:LEU:H	1.65	0.42
39:BX:46:VAL:O	39:BX:49:ASP:HB2	2.20	0.42
1:CA:1242:G:H2'	1:CA:1243:C:H6	1.84	0.42
1:CA:1258:G:C4	1:CA:1278:G:N2	2.87	0.42
1:CA:1386:G:H2'	1:CA:1387:G:H8	1.85	0.42
1:CA:182:A:H1'	1:CA:183:C:H5	1.84	0.42
1:CA:279:A:OP1	1:CA:281:G:H5'	2.20	0.42
1:CA:376:G:H5''	15:CP:5:ARG:CB	2.43	0.42
1:CA:592:G:H2'	1:CA:593:U:O4'	2.20	0.42
1:CA:91:U:H2'	1:CA:92:U:H6	1.84	0.42
1:CA:961:U:N3	1:CA:983:A:N6	2.66	0.42
20:CB:23:ASN:HD22	20:CB:24:PRO:N	2.18	0.42
20:CB:53:LEU:N	20:CB:53:LEU:HD12	2.34	0.42
20:CB:98:GLY:O	20:CB:102:ASN:N	2.52	0.42
5:CF:61:LEU:HD12	5:CF:62:MET:H	1.85	0.42
7:CH:74:ILE:O	7:CH:74:ILE:HG23	2.20	0.42
8:CI:56:MET:O	8:CI:58:GLU:N	2.52	0.42

Continued on next page...

Continued from previous page...

Atom-1	Atom-2	Interatomic distance (Å)	Clash overlap (Å)
10:CK:72:ALA:O	10:CK:75:GLU:HG2	2.19	0.42
10:CK:95:THR:CG2	10:CK:96:ILE:N	2.83	0.42
11:CL:86:VAL:CG1	11:CL:89:LEU:HB2	2.50	0.42
12:CM:32:ILE:HD11	12:CM:58:GLU:HB3	2.02	0.42
1:CA:1186:G:H21	13:CN:100:TRP:C	2.23	0.42
14:CO:74:ASP:OD1	14:CO:76:ALA:HB3	2.19	0.42
16:CQ:46:HIS:CB	16:CQ:70:LYS:HE2	2.48	0.42
18:CS:33:TRP:C	18:CS:35:ARG:H	2.22	0.42
33:D1:8:ILE:CG1	33:D1:51:ALA:HA	2.49	0.42
22:DA:8:C:H2'	22:DA:9:G:O4'	2.20	0.42
23:DB:1139:G:O2'	23:DB:1143:A:N1	2.47	0.42
23:DB:1265:A:H5'	57:DB:3659:HOH:O	2.19	0.42
23:DB:141:G:N3	23:DB:141:G:C3'	2.80	0.42
23:DB:1620:G:H4'	36:D2:1:MET:HG2	2.02	0.42
23:DB:2031:A:C6	23:DB:2498:C:H1'	2.53	0.42
23:DB:2186:G:H2'	23:DB:2187:U:O4'	2.19	0.42
23:DB:2655:G:O2'	23:DB:2656:U:P	2.77	0.42
23:DB:2671:G:H2'	23:DB:2672:U:H6	1.84	0.42
23:DB:2755:C:O2'	23:DB:2756:U:H2'	2.20	0.42
23:DB:2783:U:H2'	23:DB:2784:U:C6	2.54	0.42
23:DB:2813:A:O2'	23:DB:2814:A:H5'	2.19	0.42
23:DB:2877:G:O2'	23:DB:2878:U:H5'	2.20	0.42
23:DB:2876:G:H2'	23:DB:2877:G:O4'	2.20	0.42
23:DB:312:G:H5'	23:DB:331:C:O2'	2.20	0.42
23:DB:458:G:O2'	23:DB:459:U:P	2.78	0.42
23:DB:564:C:OP2	49:DR:79:ARG:NH2	2.52	0.42
23:DB:917:A:H2'	23:DB:918:A:O4'	2.19	0.42
23:DB:932:U:O2	23:DB:932:U:O4'	2.38	0.42
25:DC:198:GLU:O	25:DC:201:LEU:HB2	2.19	0.42
25:DC:43:ASN:ND2	25:DC:44:ASN:N	2.67	0.42
25:DC:80:LEU:HD21	25:DC:109:LEU:HB2	2.02	0.42
25:DC:80:LEU:HD23	25:DC:91:ALA:HB2	2.00	0.42
26:DD:109:VAL:HG11	26:DD:193:VAL:HG11	2.02	0.42
26:DD:96:ILE:HD12	26:DD:96:ILE:N	2.34	0.42
29:DE:187:VAL:HG12	29:DE:188:MET:N	2.35	0.42
29:DE:47:LYS:HB3	29:DE:51:GLU:CB	2.42	0.42
47:DF:111:ARG:O	47:DF:112:ASP:HB2	2.20	0.42
47:DF:161:SER:HG	47:DF:164:GLU:HG3	1.81	0.42
40:DH:25:TYR:CD2	40:DH:30:LEU:HD11	2.54	0.42
24:DI:126:ARG:NH1	24:DI:126:ARG:CB	2.83	0.42
24:DI:72:THR:HG23	24:DI:112:LYS:HD2	2.01	0.42

Continued on next page...

Continued from previous page...

Atom-1	Atom-2	Interatomic distance (Å)	Clash overlap (Å)
27:DK:99:ILE:N	27:DK:118:LEU:HD23	2.34	0.42
38:DM:127:LYS:N	38:DM:127:LYS:HD2	2.31	0.42
50:DT:58:VAL:O	50:DT:58:VAL:HG13	2.20	0.42
46:DU:62:ALA:O	46:DU:63:ALA:HB3	2.19	0.42
35:DV:26:PHE:CE1	35:DV:89:ILE:HD11	2.55	0.42
52:DW:47:GLY:HA3	52:DW:80:SER:CB	2.49	0.42
39:DX:27:ASN:HA	39:DX:30:MET:HG2	2.00	0.42
51:DZ:6:GLN:NE2	51:DZ:50:ARG:H	2.18	0.42
51:DZ:72:ARG:HB3	51:DZ:78:TYR:HE2	1.84	0.42
1:AA:1219:A:H2'	1:AA:1220:G:H8	1.83	0.42
1:AA:1380:U:O4	6:AG:2:ARG:HA	2.20	0.42
1:AA:1462:C:H2'	1:AA:1463:U:C6	2.55	0.42
1:AA:60:A:O2'	19:AT:4:LYS:HD3	2.20	0.42
1:AA:611:C:H2'	1:AA:612:C:C6	2.55	0.42
1:AA:632:U:O2	1:AA:632:U:H3'	2.18	0.42
1:AA:636:U:O2'	1:AA:637:C:H5'	2.19	0.42
1:AA:85:U:H4'	1:AA:86:G:H5''	2.02	0.42
20:AB:53:LEU:HD12	20:AB:53:LEU:N	2.35	0.42
2:AC:134:LYS:HG3	2:AC:167:TYR:CE2	2.54	0.42
3:AD:57:LYS:HE2	3:AD:61:ARG:HH11	1.85	0.42
5:AF:38:ARG:NH2	5:AF:63:ASN:HD21	2.18	0.42
6:AG:118:ARG:HG3	6:AG:118:ARG:H	1.66	0.42
12:AM:70:ARG:O	12:AM:74:MET:HE3	2.20	0.42
5:AF:100:SER:HA	17:AR:23:LYS:HD3	2.01	0.42
17:AR:41:SER:HA	17:AR:51:GLN:OE1	2.20	0.42
19:AT:43:LYS:CB	19:AT:85:LEU:HD21	2.49	0.42
31:B0:9:ARG:O	31:B0:12:ARG:HB3	2.20	0.42
33:B1:28:THR:C	33:B1:30:PRO:HD3	2.40	0.42
33:B1:38:PHE:HB2	33:B1:45:HIS:CE1	2.55	0.42
33:B1:8:ILE:HD12	33:B1:51:ALA:HA	2.01	0.42
53:B6:88:LEU:HB3	53:B6:90:LEU:HG	2.01	0.42
22:BA:75:G:N1	22:BA:102:G:N2	2.68	0.42
22:BA:94:A:O2'	22:BA:95:U:H5'	2.20	0.42
23:BB:1366:A:H2'	23:BB:1367:A:O4'	2.20	0.42
23:BB:143:C:H2'	23:BB:144:A:H8	1.81	0.42
23:BB:1598:A:H2'	23:BB:1599:U:O4'	2.19	0.42
23:BB:1726:C:H6	23:BB:1726:C:O5'	2.03	0.42
23:BB:1728:C:O2	23:BB:1728:C:H2'	2.19	0.42
23:BB:1754:A:N1	23:BB:2716:C:O2'	2.53	0.42
23:BB:1789:A:H2'	23:BB:1790:C:O4'	2.19	0.42
23:BB:2197:U:O4	23:BB:2224:G:H2'	2.20	0.42

Continued on next page...

Continued from previous page...

Atom-1	Atom-2	Interatomic distance (Å)	Clash overlap (Å)
23:BB:2266:A:H4'	23:BB:2267:A:C8	2.52	0.42
23:BB:2583:G:H2'	23:BB:2584:U:O4'	2.20	0.42
23:BB:2597:G:C6	23:BB:2598:A:N6	2.87	0.42
23:BB:2721:A:H2'	23:BB:2722:G:H8	1.84	0.42
23:BB:679:C:H2'	23:BB:680:C:H6	1.85	0.42
23:BB:705:A:H2'	23:BB:706:A:H8	1.85	0.42
23:BB:840:C:O2'	23:BB:841:G:H5'	2.20	0.42
23:BB:922:C:H2'	23:BB:923:G:H8	1.85	0.42
23:BB:954:G:H5'	23:BB:955:U:OP2	2.19	0.42
23:BB:963:U:O2'	23:BB:964:C:H5'	2.20	0.42
23:BB:994:C:H3'	44:BQ:53:LYS:HZ2	1.84	0.42
26:BD:163:GLY:O	26:BD:164:GLN:C	2.59	0.42
29:BE:154:ASP:OD2	29:BE:157:LEU:HB3	2.19	0.42
47:BF:2:LYS:HD2	47:BF:100:GLU:HG2	2.01	0.42
48:BG:28:LYS:O	48:BG:30:GLY:N	2.53	0.42
48:BG:9:VAL:C	48:BG:11:PRO:HD3	2.40	0.42
40:BH:116:ARG:HB2	40:BH:131:SER:N	2.35	0.42
23:BB:1141:U:P	41:BJ:27:ARG:HE	2.42	0.42
27:BK:38:ILE:HD11	27:BK:112:PHE:HZ	1.84	0.42
27:BK:3:GLN:CG	27:BK:4:GLU:N	2.83	0.42
27:BK:61:VAL:HG13	27:BK:87:LEU:CD2	2.50	0.42
23:BB:810:U:O4	37:BL:30:THR:HG22	2.20	0.42
37:BL:60:ARG:O	37:BL:61:LEU:HD12	2.20	0.42
42:BN:18:GLN:O	42:BN:19:ALA:HB2	2.20	0.42
42:BN:30:ARG:HH11	42:BN:30:ARG:HG2	1.85	0.42
28:BP:49:ILE:HG12	28:BP:50:ARG:N	2.34	0.42
49:BR:23:GLU:O	49:BR:24:LYS:C	2.58	0.42
35:BV:79:ARG:HG2	35:BV:79:ARG:H	1.63	0.42
35:BV:31:TYR:O	35:BV:92:VAL:HA	2.20	0.42
52:BW:73:PRO:O	52:BW:74:LYS:HB2	2.20	0.42
51:BZ:59:ILE:HG22	51:BZ:64:ILE:HG13	2.02	0.42
1:CA:1051:C:H2'	1:CA:1052:U:C6	2.54	0.42
1:CA:1072:G:H2'	1:CA:1073:U:H6	1.85	0.42
1:CA:1085:U:H3'	1:CA:1086:U:C5	2.55	0.42
1:CA:279:A:H5'	1:CA:281:G:H5'	2.02	0.42
1:CA:489:C:O2'	1:CA:490:C:H5'	2.20	0.42
1:CA:587:G:H4'	7:CH:3:GLN:HA	2.02	0.42
1:CA:766:A:H2'	1:CA:767:A:C8	2.55	0.42
20:CB:164:ASP:CG	20:CB:203:ASP:HB2	2.40	0.42
2:CC:71:ARG:O	2:CC:74:ILE:HG22	2.20	0.42
3:CD:146:GLU:CD	3:CD:147:LYS:H	2.22	0.42

Continued on next page...

Continued from previous page...

Atom-1	Atom-2	Interatomic distance (Å)	Clash overlap (Å)
4:CE:44:ARG:HA	4:CE:71:ILE:O	2.20	0.42
5:CF:74:LEU:HA	5:CF:77:THR:OG1	2.20	0.42
6:CG:42:VAL:O	6:CG:46:LEU:HB2	2.19	0.42
7:CH:20:ASN:HA	7:CH:64:TYR:OH	2.19	0.42
8:CI:51:LEU:CB	8:CI:56:MET:HG2	2.34	0.42
11:CL:13:ARG:HB2	11:CL:14:LYS:H	1.46	0.42
12:CM:80:MET:C	12:CM:82:LEU:N	2.71	0.42
16:CQ:75:VAL:CG2	16:CQ:76:ARG:H	2.24	0.42
1:CA:958:A:N1	18:CS:53:GLY:C	2.73	0.42
21:CU:20:ARG:HD2	21:CU:20:ARG:H	1.85	0.42
32:D4:16:ILE:HA	32:D4:24:ARG:O	2.20	0.42
53:D6:7:TYR:CE1	53:D6:160:GLU:HG2	2.54	0.42
22:DA:30:C:H2'	22:DA:31:C:H5'	2.01	0.42
22:DA:79:G:O2'	22:DA:80:U:H5'	2.20	0.42
23:DB:1297:C:H2'	23:DB:1298:C:H6	1.85	0.42
23:DB:1324:G:C6	23:DB:1331:G:C6	3.07	0.42
23:DB:1444:G:H2'	23:DB:1445:G:C8	2.54	0.42
23:DB:2329:U:H2'	23:DB:2330:G:H8	1.82	0.42
23:DB:2466:C:N4	23:DB:2467:C:N4	2.68	0.42
23:DB:2593:U:H2'	23:DB:2594:C:C6	2.55	0.42
26:DD:108:ASP:N	26:DD:204:LYS:O	2.53	0.42
26:DD:14:ILE:O	26:DD:14:ILE:HG23	2.20	0.42
26:DD:108:ASP:OD2	26:DD:206:ALA:HA	2.20	0.42
26:DD:32:ASN:HB3	26:DD:50:VAL:CG2	2.50	0.42
26:DD:90:PHE:O	26:DD:91:THR:C	2.58	0.42
29:DE:118:LEU:HD21	29:DE:188:MET:HE2	2.01	0.42
48:DG:94:ARG:HB2	48:DG:127:GLN:O	2.20	0.42
24:DI:49:GLU:HB3	24:DI:52:LEU:HD12	2.01	0.42
23:DB:1098:A:C2'	24:DI:4:VAL:C	2.88	0.42
27:DK:61:VAL:HG23	27:DK:61:VAL:O	2.20	0.42
37:DL:120:VAL:HG12	37:DL:121:THR:N	2.35	0.42
23:DB:808:G:OP2	37:DL:36:LYS:HE2	2.20	0.42
42:DN:74:GLU:O	42:DN:77:ALA:HB3	2.20	0.42
43:DO:67:ASN:HB3	43:DO:70:ALA:HB2	2.00	0.42
43:DO:74:VAL:O	43:DO:78:VAL:HG22	2.20	0.42
46:DU:49:PRO:O	46:DU:50:ALA:HB2	2.20	0.42
35:DV:49:ASN:O	35:DV:52:ALA:HB3	2.19	0.42
35:DV:83:LYS:O	35:DV:85:LYS:N	2.53	0.42
35:DV:76:ASP:O	35:DV:89:ILE:HG22	2.20	0.42
51:DZ:35:SER:HA	51:DZ:49:LEU:O	2.19	0.42
51:DZ:56:MET:HA	51:DZ:59:ILE:HG12	2.02	0.42

Continued on next page...

Continued from previous page...

Atom-1	Atom-2	Interatomic distance (Å)	Clash overlap (Å)
1:AA:1125:U:OP1	9:AJ:37:ARG:HG3	2.19	0.42
1:AA:1486:G:H2'	1:AA:1487:G:O4'	2.20	0.42
1:AA:356:A:H1'	1:AA:368:U:O2'	2.20	0.42
1:AA:679:C:O2'	1:AA:680:C:H5'	2.19	0.42
1:AA:907:A:O2'	1:AA:908:A:H5'	2.20	0.42
20:AB:121:GLN:NE2	20:AB:122:ASP:N	2.68	0.42
3:AD:30:LYS:HB2	3:AD:30:LYS:HE2	1.92	0.42
5:AF:53:LYS:H	5:AF:53:LYS:HZ2	1.67	0.42
6:AG:42:VAL:O	6:AG:46:LEU:HB2	2.20	0.42
10:AK:90:PRO:C	10:AK:92:ARG:N	2.74	0.42
13:AN:7:ALA:O	13:AN:8:ARG:C	2.59	0.42
16:AQ:29:LYS:HE3	16:AQ:36:PHE:CZ	2.54	0.42
16:AQ:74:LEU:HD13	16:AQ:74:LEU:C	2.40	0.42
19:AT:47:GLN:O	19:AT:50:PHE:HB3	2.19	0.42
32:B4:12:ARG:HG3	32:B4:13:ASN:ND2	2.35	0.42
22:BA:24:G:O2'	22:BA:25:U:H5''	2.20	0.42
23:BB:1045:C:O5'	23:BB:1046:A:H5''	2.19	0.42
23:BB:1236:G:H2'	23:BB:1237:A:H8	1.85	0.42
23:BB:1310:G:H1'	23:BB:1611:C:H5'	2.02	0.42
23:BB:1435:G:H2'	23:BB:1436:G:C8	2.54	0.42
23:BB:1476:U:O2'	23:BB:1477:A:P	2.78	0.42
23:BB:1664:A:H1'	23:BB:2726:A:C2	2.54	0.42
23:BB:1682:G:H2'	23:BB:1683:U:C6	2.54	0.42
23:BB:1789:A:H2'	23:BB:1790:C:C6	2.55	0.42
23:BB:1814:G:H2'	23:BB:1815:A:C8	2.55	0.42
23:BB:1818:U:HO2'	23:BB:1819:A:P	2.43	0.42
23:BB:2346:A:C3'	23:BB:2347:C:H5''	2.43	0.42
23:BB:2714:G:O2'	23:BB:2715:C:H5'	2.20	0.42
23:BB:2834:G:H2'	23:BB:2879:A:N6	2.35	0.42
23:BB:562:U:C4	23:BB:2036:C:O4'	2.73	0.42
23:BB:703:U:H2'	23:BB:704:G:O4'	2.20	0.42
23:BB:745:G:O2'	23:BB:748:G:H1'	2.20	0.42
23:BB:807:U:P	37:BL:36:LYS:HD3	2.60	0.42
23:BB:917:A:H3'	23:BB:918:A:H8	1.84	0.42
29:BE:69:ARG:HG2	29:BE:69:ARG:HH11	1.85	0.42
47:BF:26:GLN:O	47:BF:27:VAL:C	2.57	0.42
47:BF:51:ASN:O	47:BF:55:ASP:HB2	2.20	0.42
48:BG:88:LEU:HD11	48:BG:94:ARG:H	1.83	0.42
40:BH:14:SER:HB3	40:BH:17:ASP:CB	2.48	0.42
41:BJ:102:GLU:O	41:BJ:106:LYS:HB2	2.20	0.42
41:BJ:57:LEU:HD11	41:BJ:129:GLU:H	1.85	0.42

Continued on next page...

Continued from previous page...

Atom-1	Atom-2	Interatomic distance (Å)	Clash overlap (Å)
27:BK:12:ASP:HB3	27:BK:85:VAL:HG13	2.01	0.42
37:BL:101:ILE:HG22	37:BL:102:GLY:N	2.35	0.42
37:BL:118:THR:HA	37:BL:119:PRO:HD3	1.90	0.42
37:BL:131:ALA:HA	37:BL:134:ALA:CB	2.49	0.42
38:BM:71:LYS:HD3	38:BM:95:LEU:HD13	2.02	0.42
28:BP:1:SER:H2	28:BP:4:ILE:HG13	1.84	0.42
44:BQ:20:ALA:O	44:BQ:21:LYS:C	2.58	0.42
44:BQ:4:LYS:HZ3	44:BQ:7:VAL:HG22	1.82	0.42
44:BQ:89:ILE:C	44:BQ:91:ARG:H	2.24	0.42
50:BT:10:VAL:O	50:BT:12:ARG:N	2.53	0.42
23:BB:142:A:HO2'	50:BT:3:ARG:NH1	2.17	0.42
50:BT:48:GLN:NE2	50:BT:48:GLN:HA	2.35	0.42
50:BT:29:THR:N	50:BT:91:GLN:HE22	2.10	0.42
46:BU:42:LYS:O	46:BU:57:ILE:HG23	2.20	0.42
46:BU:73:ASN:HD22	46:BU:73:ASN:N	2.17	0.42
51:BZ:65:ASP:O	51:BZ:69:ALA:HB2	2.20	0.42
1:CA:1085:U:H3'	1:CA:1086:U:H6	1.84	0.42
1:CA:1181:G:O2'	1:CA:1182:G:C8	2.73	0.42
1:CA:585:G:H2'	1:CA:586:C:O4'	2.19	0.42
1:CA:648:A:O2'	1:CA:649:A:H5'	2.20	0.42
1:CA:659:U:H2'	1:CA:660:C:C6	2.55	0.42
1:CA:86:G:H1'	1:CA:87:C:O4'	2.19	0.42
20:CB:80:LYS:HG3	20:CB:81:ASP:N	2.31	0.42
2:CC:14:VAL:O	2:CC:15:LYS:HD2	2.20	0.42
3:CD:29:THR:CB	3:CD:30:LYS:HD3	2.50	0.42
1:CA:586:C:C5'	7:CH:81:GLY:HA2	2.49	0.42
8:CI:26:LYS:H	8:CI:61:ASP:HB2	1.76	0.42
9:CJ:22:THR:OG1	9:CJ:72:ARG:HG3	2.19	0.42
9:CJ:24:GLU:CD	9:CJ:90:LEU:HD11	2.40	0.42
9:CJ:65:TYR:HA	13:CN:96:LYS:O	2.20	0.42
10:CK:61:ALA:O	10:CK:64:VAL:HG12	2.20	0.42
11:CL:79:ILE:C	11:CL:101:LEU:HD12	2.40	0.42
13:CN:5:MET:SD	13:CN:60:ARG:NH1	2.93	0.42
14:CO:17:ARG:HG2	14:CO:24:SER:CB	2.49	0.42
16:CQ:10:ARG:O	16:CQ:22:VAL:HG13	2.20	0.42
21:CU:11:PHE:CD1	21:CU:11:PHE:O	2.67	0.42
21:CU:48:LYS:HA	21:CU:51:ALA:HB3	2.00	0.42
33:D1:38:PHE:HB2	33:D1:45:HIS:CE1	2.55	0.42
32:D4:1:MET:HG3	32:D4:34:LYS:HG2	2.02	0.42
53:D6:183:ILE:C	53:D6:185:GLY:N	2.73	0.42
22:DA:16:G:C5	22:DA:69:G:C2	3.08	0.42

Continued on next page...

Continued from previous page...

Atom-1	Atom-2	Interatomic distance (Å)	Clash overlap (Å)
23:DB:1068:G:C6	23:DB:1069:A:N6	2.88	0.42
23:DB:1099:G:P	24:DI:4:VAL:N	2.83	0.42
23:DB:1146:C:H2'	23:DB:1147:A:C8	2.55	0.42
23:DB:1181:U:H2'	23:DB:1182:G:C8	2.47	0.42
23:DB:1286:A:H1'	23:DB:1288:G:OP2	2.20	0.42
23:DB:1468:U:H2'	23:DB:1522:A:N6	2.35	0.42
23:DB:1565:C:H5''	25:DC:17:LYS:NZ	2.35	0.42
23:DB:170:U:O2'	23:DB:171:U:H5'	2.19	0.42
23:DB:1948:G:O2'	23:DB:1949:G:H5'	2.20	0.42
23:DB:1956:U:C2'	23:DB:1957:C:H5'	2.49	0.42
23:DB:2049:G:O2'	23:DB:2050:C:H5'	2.19	0.42
23:DB:2143:C:H2'	23:DB:2144:G:O4'	2.20	0.42
23:DB:2336:A:O2'	23:DB:2337:G:P	2.78	0.42
23:DB:2727:A:O3'	27:DK:70:ARG:NH2	2.49	0.42
23:DB:2815:C:H2'	23:DB:2816:G:H8	1.84	0.42
23:DB:2823:A:C2'	23:DB:2824:C:H5'	2.50	0.42
23:DB:416:U:O2'	23:DB:417:C:H5'	2.19	0.42
23:DB:593:U:H2'	23:DB:594:U:C5	2.54	0.42
23:DB:69:C:H2'	23:DB:70:G:C8	2.55	0.42
25:DC:23:LEU:HD12	25:DC:23:LEU:HA	1.86	0.42
25:DC:90:ILE:HA	25:DC:90:ILE:HD13	1.89	0.42
24:DI:131:THR:O	24:DI:135:MET:HG3	2.19	0.42
24:DI:73:PRO:CG	24:DI:78:LEU:HD21	2.47	0.42
41:DJ:40:HIS:ND1	41:DJ:41:LYS:N	2.68	0.42
42:DN:62:ASN:O	42:DN:80:PHE:HZ	2.03	0.42
28:DP:101:GLU:OE2	28:DP:101:GLU:N	2.52	0.42
28:DP:1:SER:H2	28:DP:4:ILE:HG13	1.85	0.42
23:DB:1199:U:C5'	44:DQ:4:LYS:HD3	2.50	0.42
45:DS:68:ASP:N	45:DS:68:ASP:OD1	2.51	0.42
50:DT:69:ARG:HE	50:DT:70:HIS:H	1.67	0.42
46:DU:73:ASN:HD22	46:DU:73:ASN:N	2.17	0.42
35:DV:53:LYS:HE2	35:DV:53:LYS:HA	2.01	0.42
35:DV:72:VAL:CG2	35:DV:91:PHE:HB3	2.45	0.42
1:AA:1180:A:H5''	1:AA:1181:G:OP2	2.19	0.41
1:AA:1201:A:H5''	1:AA:1201:A:H8	1.85	0.41
1:AA:605:U:H2'	1:AA:606:G:H8	1.84	0.41
1:AA:843:U:H4'	1:AA:843:U:OP2	2.19	0.41
1:AA:903:G:H2'	1:AA:904:U:H6	1.85	0.41
20:AB:163:ILE:CG2	20:AB:164:ASP:H	2.22	0.41
2:AC:53:ARG:HB3	2:AC:68:HIS:HB2	2.02	0.41
2:AC:71:ARG:O	2:AC:74:ILE:HG22	2.20	0.41

Continued on next page...

Continued from previous page...

Atom-1	Atom-2	Interatomic distance (Å)	Clash overlap (Å)
3:AD:102:TYR:HE1	3:AD:109:THR:HA	1.85	0.41
3:AD:106:PHE:CG	3:AD:144:ILE:HD11	2.55	0.41
4:AE:44:ARG:HA	4:AE:71:ILE:O	2.20	0.41
6:AG:37:THR:O	6:AG:41:ILE:HG13	2.20	0.41
6:AG:85:GLN:HA	6:AG:85:GLN:OE1	2.20	0.41
8:AI:60:LEU:HD23	8:AI:60:LEU:N	2.35	0.41
12:AM:93:GLY:O	12:AM:108:ARG:HG3	2.20	0.41
13:AN:12:ARG:NE	13:AN:58:ARG:NH1	2.68	0.41
14:AO:25:THR:O	14:AO:29:VAL:HG23	2.20	0.41
14:AO:84:ARG:C	14:AO:85:LEU:HD12	2.41	0.41
19:AT:28:ARG:HA	19:AT:31:ILE:HD12	2.02	0.41
22:BA:15:A:O4'	22:BA:15:A:N3	2.53	0.41
23:BB:1058:U:O2'	23:BB:1059:G:H5'	2.20	0.41
23:BB:1256:G:H21	29:BE:77:ILE:HG22	1.85	0.41
23:BB:1260:A:O2'	23:BB:1261:C:H5'	2.20	0.41
23:BB:1441:G:O2'	23:BB:1442:U:H5'	2.19	0.41
23:BB:1877:A:H2'	23:BB:1878:G:C8	2.55	0.41
23:BB:2076:U:O4'	23:BB:2076:U:O2	2.38	0.41
23:BB:2863:C:O2'	23:BB:2864:G:H5'	2.19	0.41
23:BB:303:G:H2'	23:BB:304:U:C6	2.55	0.41
23:BB:457:A:N1	23:BB:470:A:H5''	2.35	0.41
23:BB:673:C:C2'	23:BB:674:G:H5'	2.49	0.41
23:BB:727:A:OP1	23:BB:1431:A:O2'	2.34	0.41
25:BC:75:ALA:CB	25:BC:93:VAL:HG22	2.50	0.41
26:BD:107:VAL:HG13	26:BD:203:VAL:HG23	2.02	0.41
26:BD:109:VAL:HG11	26:BD:193:VAL:HG11	2.02	0.41
48:BG:10:VAL:HG13	48:BG:14:VAL:CG2	2.50	0.41
40:BH:40:THR:O	40:BH:41:LYS:HB2	2.20	0.41
24:BI:48:ILE:O	24:BI:49:GLU:HB3	2.20	0.41
27:BK:38:ILE:HD13	27:BK:61:VAL:HG12	2.02	0.41
27:BK:88:ASN:HB3	27:BK:92:GLU:O	2.20	0.41
37:BL:101:ILE:HG22	37:BL:105:ILE:CG1	2.50	0.41
37:BL:120:VAL:HG12	37:BL:121:THR:N	2.35	0.41
38:BM:108:VAL:CG1	38:BM:112:LEU:HB3	2.45	0.41
38:BM:105:MET:HB2	38:BM:117:PHE:CE2	2.56	0.41
42:BN:25:ALA:HB1	42:BN:48:VAL:CG1	2.50	0.41
43:BO:109:ALA:O	43:BO:113:ALA:N	2.52	0.41
28:BP:47:ILE:HG13	28:BP:48:ALA:N	2.35	0.41
28:BP:97:TYR:O	28:BP:100:ARG:HD3	2.20	0.41
44:BQ:70:GLN:HA	44:BQ:70:GLN:NE2	2.34	0.41
49:BR:39:LEU:CA	49:BR:53:PHE:HA	2.49	0.41

Continued on next page...

Continued from previous page...

Atom-1	Atom-2	Interatomic distance (Å)	Clash overlap (Å)
52:BW:28:GLU:O	52:BW:30:VAL:N	2.53	0.41
1:CA:1028:C:H3'	1:CA:1029:U:C6	2.54	0.41
1:CA:1201:A:O2'	1:CA:1202:U:OP2	2.29	0.41
1:CA:464:U:H2'	1:CA:466:A:OP2	2.20	0.41
1:CA:467:U:O2	1:CA:467:U:H2'	2.19	0.41
1:CA:643:C:H2'	1:CA:644:U:H6	1.84	0.41
1:CA:852:G:H2'	1:CA:853:C:H6	1.85	0.41
20:CB:68:PHE:N	20:CB:68:PHE:CD1	2.87	0.41
1:CA:1108:G:H5'	2:CC:175:HIS:ND1	2.34	0.41
2:CC:10:ARG:CZ	2:CC:181:ILE:HD13	2.50	0.41
3:CD:47:LEU:HD21	3:CD:55:ARG:HD2	2.01	0.41
6:CG:47:GLU:OE1	6:CG:57:GLU:HG2	2.19	0.41
8:CI:46:VAL:CG2	8:CI:47:VAL:N	2.83	0.41
9:CJ:21:ALA:O	9:CJ:25:ILE:HG13	2.20	0.41
12:CM:33:LEU:HD22	12:CM:38:ILE:HB	2.02	0.41
5:CF:100:SER:HA	17:CR:23:LYS:CD	2.49	0.41
31:D0:38:LEU:HD13	31:D0:41:HIS:CE1	2.54	0.41
23:DB:1397:U:H5''	23:DB:1398:C:H5	1.85	0.41
23:DB:1539:U:O2	23:DB:1539:U:H2'	2.21	0.41
23:DB:1769:U:O2'	23:DB:1770:G:H5'	2.20	0.41
23:DB:2467:C:O2'	23:DB:2468:A:H5'	2.20	0.41
23:DB:2592:G:H2'	23:DB:2593:U:O4'	2.19	0.41
23:DB:2758:A:C2'	23:DB:2759:G:H5'	2.50	0.41
23:DB:2848:G:H22	23:DB:2867:G:N2	2.16	0.41
23:DB:307:G:N1	23:DB:310:A:OP2	2.51	0.41
23:DB:470:A:H2'	23:DB:471:A:C8	2.55	0.41
23:DB:80:G:HO2'	23:DB:294:A:H2	1.60	0.41
23:DB:827:U:H5'	23:DB:828:U:O5'	2.21	0.41
25:DC:6:LYS:O	25:DC:8:THR:N	2.48	0.41
26:DD:13:ARG:HG3	26:DD:15:PHE:CE1	2.54	0.41
29:DE:170:ARG:HH12	29:DE:176:ASP:CB	2.33	0.41
47:DF:29:ARG:H	47:DF:29:ARG:CD	2.33	0.41
48:DG:46:ASP:N	48:DG:46:ASP:OD2	2.53	0.41
40:DH:42:LYS:O	40:DH:45:GLU:HB2	2.20	0.41
41:DJ:70:THR:HG22	41:DJ:90:GLU:OE2	2.19	0.41
23:DB:810:U:O4	37:DL:30:THR:HG22	2.20	0.41
37:DL:81:ASP:CG	37:DL:100:ILE:HD11	2.41	0.41
49:DR:49:ILE:HD13	49:DR:53:PHE:N	2.35	0.41
45:DS:4:ILE:CG2	45:DS:106:VAL:HG13	2.50	0.41
51:DZ:38:PHE:CE2	51:DZ:51:VAL:HG21	2.34	0.41
51:DZ:59:ILE:HG22	51:DZ:64:ILE:HG13	2.02	0.41

Continued on next page...

Continued from previous page...

Atom-1	Atom-2	Interatomic distance (Å)	Clash overlap (Å)
1:AA:1226:C:H5'	12:AM:94:LEU:CD1	2.49	0.41
1:AA:1505:G:H5''	1:AA:1506:U:O5'	2.20	0.41
1:AA:182:A:H1'	1:AA:183:C:H5	1.85	0.41
1:AA:212:G:H2'	1:AA:213:G:C8	2.55	0.41
1:AA:215:C:O2'	1:AA:216:U:H5'	2.20	0.41
1:AA:239:U:H5'	1:AA:239:U:H6	1.85	0.41
1:AA:626:G:H2'	1:AA:627:G:H8	1.85	0.41
1:AA:657:U:H1'	14:AO:22:THR:O	2.19	0.41
1:AA:728:A:H2'	1:AA:729:A:C8	2.55	0.41
1:AA:734:G:H2'	1:AA:735:C:H6	1.85	0.41
1:AA:766:A:H2'	1:AA:767:A:C8	2.55	0.41
1:AA:812:G:O2'	1:AA:813:U:C6	2.61	0.41
1:AA:846:G:H2'	1:AA:846:G:N3	2.35	0.41
1:AA:852:G:H2'	1:AA:853:C:H6	1.85	0.41
1:AA:909:A:H2'	1:AA:910:C:O4'	2.19	0.41
20:AB:125:PHE:HD2	20:AB:126:ASP:H	1.66	0.41
20:AB:164:ASP:CG	20:AB:203:ASP:HB2	2.40	0.41
20:AB:68:PHE:HD1	20:AB:68:PHE:N	2.18	0.41
3:AD:194:ILE:O	3:AD:194:ILE:HG23	2.19	0.41
3:AD:1:ALA:O	3:AD:2:ARG:HG2	2.19	0.41
4:AE:111:ARG:HG3	4:AE:112:ALA:N	2.35	0.41
4:AE:151:MET:O	4:AE:154:ALA:HB3	2.20	0.41
11:AL:23:LEU:HG	11:AL:24:GLU:CG	2.49	0.41
1:AA:982:U:OP2	13:AN:60:ARG:NH1	2.53	0.41
16:AQ:52:CYS:HB2	16:AQ:58:VAL:HG11	2.02	0.41
32:B4:7:VAL:O	32:B4:8:LYS:O	2.38	0.41
53:B6:142:LYS:O	53:B6:146:GLU:HB2	2.20	0.41
53:B6:31:GLY:N	53:B6:183:ILE:HA	2.35	0.41
22:BA:109:A:H2'	22:BA:110:C:O4'	2.20	0.41
23:BB:1059:G:H2'	23:BB:1060:U:C5	2.55	0.41
23:BB:1081:U:O2'	24:BI:118:GLY:HA2	2.21	0.41
23:BB:1241:A:H5'	23:BB:1241:A:N3	2.35	0.41
23:BB:1508:A:H2'	23:BB:1509:A:C2	2.55	0.41
23:BB:2142:A:H2'	23:BB:2143:C:C1'	2.49	0.41
23:BB:2456:C:H2'	23:BB:2457:U:O4'	2.20	0.41
23:BB:2472:G:H3'	23:BB:2475:C:N4	2.35	0.41
23:BB:2698:U:H2'	23:BB:2699:C:H6	1.83	0.41
23:BB:26:G:H1'	23:BB:515:A:N6	2.35	0.41
23:BB:2733:A:O2'	23:BB:2734:A:H5'	2.19	0.41
23:BB:534:U:H5'	44:BQ:41:ALA:CB	2.50	0.41
23:BB:709:U:H2'	23:BB:710:U:H6	1.77	0.41

Continued on next page...

Continued from previous page...

Atom-1	Atom-2	Interatomic distance (Å)	Clash overlap (Å)
23:BB:936:A:H2'	23:BB:937:C:H6	1.84	0.41
25:BC:106:PRO:HB3	25:BC:141:HIS:CE1	2.56	0.41
25:BC:156:SER:HB3	25:BC:159:THR:HG21	2.02	0.41
25:BC:23:LEU:HA	25:BC:23:LEU:HD12	1.86	0.41
25:BC:32:LEU:CD2	25:BC:63:ILE:HG13	2.50	0.41
25:BC:69:ASN:HB3	25:BC:70:LYS:H	1.58	0.41
25:BC:76:VAL:O	25:BC:78:GLU:N	2.53	0.41
47:BF:133:GLU:HA	47:BF:150:GLY:HA2	2.02	0.41
47:BF:76:PHE:HD2	47:BF:78:ILE:HD13	1.84	0.41
48:BG:96:ALA:HB3	48:BG:103:ASN:O	2.20	0.41
48:BG:84:LYS:HG3	48:BG:131:VAL:C	2.40	0.41
40:BH:124:THR:O	40:BH:125:THR:HB	2.20	0.41
40:BH:24:GLY:C	40:BH:26:ALA:N	2.73	0.41
40:BH:73:ASN:ND2	40:BH:74:ALA:N	2.62	0.41
40:BH:9:VAL:O	40:BH:10:ALA:O	2.38	0.41
27:BK:115:ILE:HG23	27:BK:116:ILE:H	1.83	0.41
37:BL:3:LEU:O	37:BL:5:THR:HG23	2.21	0.41
38:BM:31:PHE:CZ	38:BM:110:GLU:HA	2.55	0.41
46:BU:51:LEU:N	46:BU:53:GLN:NE2	2.68	0.41
39:BX:27:ASN:HA	39:BX:30:MET:HG2	2.02	0.41
1:CA:1003:G:H21	1:CA:1005:A:C5'	2.32	0.41
1:CA:1019:A:H2'	1:CA:1020:G:H8	1.81	0.41
1:CA:1170:A:H5''	20:CB:138:ARG:HH22	1.84	0.41
1:CA:1380:U:O4	6:CG:2:ARG:HB2	2.20	0.41
1:CA:1505:G:H5''	1:CA:1506:U:O5'	2.20	0.41
1:CA:27:G:H2'	1:CA:28:A:H8	1.85	0.41
1:CA:370:C:H2'	1:CA:371:A:H8	1.85	0.41
1:CA:411:A:O2'	1:CA:412:A:O4'	2.34	0.41
1:CA:768:A:H5'	1:CA:1524:C:H1'	2.01	0.41
1:CA:781:A:C2'	1:CA:782:A:H5'	2.45	0.41
1:CA:835:U:O2'	1:CA:836:G:H5'	2.20	0.41
1:CA:903:G:H2'	1:CA:904:U:H6	1.85	0.41
20:CB:204:ASP:O	20:CB:205:ALA:HB3	2.20	0.41
20:CB:53:LEU:H	20:CB:53:LEU:CD1	2.34	0.41
2:CC:141:MET:CE	2:CC:141:MET:HA	2.51	0.41
5:CF:46:GLN:HG3	5:CF:47:LEU:N	2.35	0.41
5:CF:6:ILE:HD12	5:CF:7:VAL:N	2.36	0.41
7:CH:63:LYS:CD	7:CH:70:VAL:HG21	2.50	0.41
10:CK:16:SER:N	10:CK:77:GLY:O	2.45	0.41
12:CM:65:GLU:O	12:CM:66:GLY:C	2.59	0.41
13:CN:30:ILE:O	13:CN:32:ASP:N	2.47	0.41

Continued on next page...

Continued from previous page...

Atom-1	Atom-2	Interatomic distance (Å)	Clash overlap (Å)
15:CP:67:ILE:HG23	15:CP:67:ILE:O	2.21	0.41
19:CT:50:PHE:O	19:CT:53:MET:HG3	2.21	0.41
36:D2:11:LYS:O	36:D2:12:ARG:C	2.59	0.41
53:D6:61:PRO:HD3	53:D6:67:VAL:HG22	2.02	0.41
23:DB:1131:G:N2	23:DB:2024:G:N2	2.67	0.41
23:DB:1822:C:H2'	23:DB:1823:G:H8	1.84	0.41
23:DB:195:A:H1'	23:DB:250:G:N2	2.35	0.41
23:DB:199:A:O2'	23:DB:200:U:H5'	2.20	0.41
23:DB:2143:C:H3'	23:DB:2144:G:C8	2.54	0.41
23:DB:2262:U:H2'	23:DB:2263:C:H6	1.86	0.41
23:DB:2302:U:O2'	23:DB:2303:G:H5'	2.19	0.41
23:DB:2583:G:O2'	23:DB:2584:U:H5'	2.20	0.41
23:DB:262:A:H2'	23:DB:263:G:O4'	2.19	0.41
23:DB:2727:A:O2'	27:DK:70:ARG:NH2	2.53	0.41
23:DB:2798:U:H1'	23:DB:2800:A:C6	2.53	0.41
23:DB:685:A:H1'	23:DB:688:U:O4	2.20	0.41
25:DC:208:GLY:O	25:DC:209:ALA:C	2.58	0.41
23:DB:1813:G:H4'	25:DC:42:ARG:O	2.20	0.41
29:DE:108:ILE:HG12	37:DL:2:ARG:NH2	2.35	0.41
29:DE:3:LEU:HD23	29:DE:14:VAL:CG2	2.50	0.41
47:DF:26:GLN:O	47:DF:27:VAL:C	2.58	0.41
47:DF:3:LEU:O	47:DF:3:LEU:HD13	2.20	0.41
40:DH:83:LYS:HG2	40:DH:149:GLU:CG	2.51	0.41
24:DI:108:ILE:CG2	24:DI:128:ILE:HD13	2.50	0.41
24:DI:52:LEU:HD13	24:DI:81:LYS:NZ	2.35	0.41
27:DK:3:GLN:CG	27:DK:4:GLU:N	2.83	0.41
26:DD:21:SER:HB2	27:DK:73:ASP:HA	2.02	0.41
37:DL:55:MET:HG3	37:DL:59:ARG:CB	2.50	0.41
38:DM:66:ARG:CB	38:DM:101:VAL:HG13	2.50	0.41
23:DB:2334:U:H5'	43:DO:12:THR:HB	2.03	0.41
43:DO:39:VAL:HB	43:DO:49:VAL:HG22	2.02	0.41
28:DP:3:ILE:CD1	28:DP:7:LEU:HD11	2.49	0.41
45:DS:25:ARG:HH21	45:DS:74:ILE:HG23	1.85	0.41
50:DT:18:GLU:C	50:DT:20:ALA:N	2.71	0.41
46:DU:90:LYS:HE2	46:DU:90:LYS:HB3	1.90	0.41
35:DV:70:ILE:CG1	35:DV:71:LYS:N	2.84	0.41
52:DW:39:GLN:NE2	52:DW:43:LYS:HG2	2.35	0.41
39:DX:36:GLN:HB2	39:DX:37:LEU:H	1.65	0.41
1:AA:1032:G:H2'	1:AA:1033:G:H5'	2.02	0.41
1:AA:204:G:H2'	1:AA:205:A:C8	2.55	0.41
1:AA:464:U:H2'	1:AA:466:A:OP2	2.20	0.41

Continued on next page...

Continued from previous page...

Atom-1	Atom-2	Interatomic distance (Å)	Clash overlap (Å)
1:AA:476:U:H2'	1:AA:477:C:O4'	2.21	0.41
1:AA:526:C:OP2	11:AL:87:LYS:HE3	2.19	0.41
1:AA:768:A:H5'	1:AA:1524:C:H1'	2.03	0.41
1:AA:782:A:H2'	1:AA:783:C:O4'	2.20	0.41
1:AA:812:G:H4'	1:AA:812:G:OP1	2.20	0.41
1:AA:846:G:H2'	1:AA:847:G:C8	2.55	0.41
1:AA:85:U:H4'	1:AA:86:G:C5'	2.50	0.41
20:AB:103:TRP:CH2	20:AB:107:ARG:HD2	2.54	0.41
2:AC:155:ARG:H	2:AC:162:ALA:HA	1.84	0.41
3:AD:117:VAL:HA	3:AD:122:ILE:HG12	2.01	0.41
3:AD:197:HIS:HA	3:AD:200:VAL:HG13	2.03	0.41
4:AE:148:SER:HB2	4:AE:149:PRO:HD2	2.02	0.41
4:AE:30:PHE:N	4:AE:30:PHE:CD2	2.88	0.41
5:AF:7:VAL:O	5:AF:7:VAL:HG13	2.20	0.41
6:AG:107:ALA:HA	6:AG:110:ARG:HD2	2.00	0.41
9:AJ:17:LEU:HD11	9:AJ:95:GLY:HA3	2.03	0.41
10:AK:13:LYS:HD2	10:AK:76:TYR:CE2	2.56	0.41
12:AM:78:ARG:HH11	12:AM:78:ARG:HG2	1.86	0.41
14:AO:57:LEU:HD11	23:BB:715:A:N6	2.35	0.41
15:AP:8:ARG:HG2	15:AP:8:ARG:HH11	1.86	0.41
16:AQ:30:HIS:CG	16:AQ:33:TYR:HB2	2.55	0.41
1:AA:263:A:OP1	19:AT:73:ARG:NH1	2.53	0.41
23:BB:1139:G:H2'	23:BB:1140:C:H6	1.86	0.41
23:BB:1146:C:H2'	23:BB:1147:A:C8	2.56	0.41
23:BB:1220:G:O2'	23:BB:1221:C:H5'	2.21	0.41
23:BB:1314:C:O2'	23:BB:1315:C:H5'	2.20	0.41
23:BB:1404:C:H2'	23:BB:1405:U:H6	1.85	0.41
23:BB:1805:A:H2'	23:BB:1806:C:C6	2.55	0.41
23:BB:2021:C:OP1	31:B0:8:THR:HG21	2.20	0.41
23:BB:2456:C:O5'	23:BB:2456:C:H6	2.03	0.41
23:BB:2472:G:C3'	23:BB:2475:C:H42	2.33	0.41
23:BB:2806:C:H2'	23:BB:2807:U:O4'	2.20	0.41
23:BB:308:G:O2'	46:BU:16:LYS:NZ	2.45	0.41
23:BB:109:C:C5'	23:BB:348:A:H4'	2.50	0.41
23:BB:465:G:H2'	23:BB:466:A:C8	2.55	0.41
23:BB:812:C:O2'	23:BB:813:U:H5'	2.20	0.41
25:BC:12:ARG:HA	25:BC:15:VAL:CG2	2.50	0.41
25:BC:14:HIS:O	25:BC:203:VAL:HG11	2.20	0.41
29:BE:3:LEU:O	29:BE:12:LEU:HB2	2.20	0.41
47:BF:31:GLU:HG3	47:BF:31:GLU:O	2.19	0.41
47:BF:42:ALA:O	47:BF:43:ILE:C	2.59	0.41

Continued on next page...

Continued from previous page...

Atom-1	Atom-2	Interatomic distance (Å)	Clash overlap (Å)
40:BH:133:GLN:HA	40:BH:139:PHE:HA	2.01	0.41
27:BK:70:ARG:CB	27:BK:76:VAL:HG22	2.45	0.41
38:BM:123:LYS:O	38:BM:124:LEU:C	2.58	0.41
38:BM:69:PRO:HB2	38:BM:92:TRP:HB3	2.02	0.41
23:BB:911:A:N6	38:BM:9:PHE:HB3	2.35	0.41
42:BN:62:ASN:N	42:BN:62:ASN:ND2	2.68	0.41
43:BO:25:ARG:HH21	43:BO:25:ARG:HG2	1.84	0.41
28:BP:31:VAL:HG13	28:BP:32:VAL:N	2.35	0.41
28:BP:26:GLU:HG3	28:BP:43:GLU:HG2	2.02	0.41
28:BP:50:ARG:HB3	28:BP:57:ALA:O	2.19	0.41
46:BU:23:LYS:HD2	46:BU:23:LYS:H	1.85	0.41
30:BY:7:THR:O	30:BY:54:VAL:HA	2.20	0.41
1:CA:1147:C:H2'	1:CA:1148:U:C6	2.54	0.41
1:CA:1401:G:H2'	1:CA:1402:C:O4'	2.20	0.41
1:CA:1470:U:O2'	1:CA:1471:U:H5'	2.20	0.41
1:CA:1499:A:H2'	1:CA:1500:A:H8	1.84	0.41
1:CA:27:G:H2'	1:CA:28:A:C8	2.55	0.41
1:CA:370:C:H2'	1:CA:371:A:C8	2.55	0.41
20:CB:152:ASP:O	20:CB:153:MET:HB2	2.19	0.41
20:CB:209:VAL:HG23	20:CB:210:THR:N	2.28	0.41
2:CC:16:PRO:HG2	2:CC:53:ARG:NH2	2.35	0.41
6:CG:107:ALA:HA	6:CG:110:ARG:HD2	2.02	0.41
7:CH:11:THR:HG22	7:CH:14:ARG:NH1	2.30	0.41
8:CI:56:MET:CG	8:CI:57:VAL:N	2.83	0.41
12:CM:93:GLY:O	12:CM:108:ARG:HG3	2.20	0.41
12:CM:22:TYR:HB3	12:CM:69:ARG:NH1	2.35	0.41
13:CN:26:LEU:HD23	13:CN:27:LYS:N	2.27	0.41
14:CO:7:ALA:O	14:CO:11:ILE:HG22	2.20	0.41
21:CU:16:ARG:O	21:CU:17:ARG:C	2.58	0.41
23:DB:2883:A:OP1	31:D0:48:TYR:HE1	2.03	0.41
31:D0:51:ARG:O	31:D0:52:LYS:HB2	2.20	0.41
34:D3:22:LYS:HA	34:D3:48:MET:CA	2.47	0.41
32:D4:9:LYS:O	32:D4:10:LEU:HD23	2.21	0.41
23:DB:1036:G:C5	23:DB:1120:G:C6	3.09	0.41
23:DB:1137:G:O2'	23:DB:1138:G:H5'	2.20	0.41
23:DB:1353:A:C8	23:DB:1378:A:N6	2.88	0.41
23:DB:1559:U:H3'	23:DB:1560:G:C5'	2.49	0.41
23:DB:1687:G:O2'	23:DB:1688:U:H5'	2.20	0.41
23:DB:1928:A:H2'	23:DB:1929:G:O4'	2.20	0.41
23:DB:2008:C:H2'	23:DB:2009:A:C8	2.55	0.41
23:DB:2026:U:C2	23:DB:2027:G:C8	3.09	0.41

Continued on next page...

Continued from previous page...

Atom-1	Atom-2	Interatomic distance (Å)	Clash overlap (Å)
23:DB:2526:G:H2'	23:DB:2527:C:H6	1.86	0.41
23:DB:2598:A:OP1	25:DC:233:GLY:CA	2.67	0.41
23:DB:2606:C:O2'	23:DB:2607:G:H5'	2.20	0.41
23:DB:2624:G:H1'	31:D0:18:HIS:CE1	2.55	0.41
23:DB:2642:G:O2'	23:DB:2643:G:H5'	2.20	0.41
23:DB:2677:G:H2'	23:DB:2678:C:H6	1.85	0.41
23:DB:2702:G:H2'	23:DB:2703:C:C6	2.55	0.41
23:DB:495:G:H21	45:DS:61:ASN:ND2	2.16	0.41
23:DB:900:A:O2'	23:DB:901:C:H5'	2.21	0.41
23:DB:936:A:H2'	23:DB:937:C:H6	1.83	0.41
25:DC:180:MET:HB2	25:DC:268:ARG:CB	2.50	0.41
26:DD:12:THR:O	26:DD:24:VAL:HG12	2.19	0.41
23:DB:2772:C:H4'	26:DD:171:THR:HG22	2.01	0.41
29:DE:150:THR:HG21	29:DE:153:LEU:CA	2.43	0.41
29:DE:160:ALA:C	29:DE:162:ARG:H	2.24	0.41
47:DF:141:ASP:O	47:DF:144:LYS:N	2.54	0.41
48:DG:93:TYR:CD1	48:DG:106:LEU:HB2	2.55	0.41
40:DH:41:LYS:HA	40:DH:44:ILE:CD1	2.49	0.41
24:DI:105:LEU:HD11	24:DI:139:VAL:CG2	2.44	0.41
41:DJ:25:LEU:HA	41:DJ:28:LEU:HD22	2.01	0.41
28:DP:110:LYS:HD2	28:DP:110:LYS:H	1.86	0.41
28:DP:52:ARG:NH1	28:DP:52:ARG:HG2	2.31	0.41
44:DQ:20:ALA:O	44:DQ:21:LYS:C	2.58	0.41
44:DQ:94:LEU:CD2	49:DR:11:GLN:HB2	2.50	0.41
49:DR:7:SER:OG	49:DR:8:GLY:N	2.53	0.41
52:DW:58:LEU:N	52:DW:58:LEU:HD22	2.35	0.41
1:AA:1342:C:O2'	8:AI:125:GLN:HB2	2.20	0.41
1:AA:191:G:H8	1:AA:191:G:OP2	2.03	0.41
1:AA:513:C:H2'	1:AA:514:C:C6	2.55	0.41
1:AA:659:U:H2'	1:AA:660:C:C6	2.54	0.41
1:AA:663:A:H2'	1:AA:664:G:C8	2.54	0.41
1:AA:978:A:H5'	1:AA:1362:A:H62	1.85	0.41
20:AB:138:ARG:HA	20:AB:141:GLU:OE1	2.21	0.41
3:AD:24:VAL:HG23	3:AD:25:ARG:N	2.31	0.41
5:AF:46:GLN:CG	5:AF:47:LEU:N	2.83	0.41
5:AF:69:GLU:O	5:AF:73:GLU:HG2	2.20	0.41
7:AH:11:THR:HG22	7:AH:14:ARG:NH1	2.32	0.41
7:AH:1:SER:O	7:AH:3:GLN:N	2.53	0.41
7:AH:46:GLU:N	7:AH:63:LYS:HB2	2.36	0.41
11:AL:51:VAL:HG12	11:AL:52:CYS:N	2.29	0.41
11:AL:33:CYS:O	11:AL:75:GLU:O	2.37	0.41

Continued on next page...

Continued from previous page...

Atom-1	Atom-2	Interatomic distance (Å)	Clash overlap (Å)
14:AO:25:THR:HG21	14:AO:70:LEU:HD23	2.03	0.41
19:AT:82:ILE:O	19:AT:85:LEU:HD22	2.20	0.41
21:AU:23:GLU:HA	21:AU:27:VAL:HG21	2.02	0.41
31:B0:41:HIS:N	31:B0:41:HIS:CD2	2.86	0.41
22:BA:3:C:H2'	22:BA:4:C:O4'	2.20	0.41
22:BA:51:G:H2'	22:BA:52:A:O5'	2.21	0.41
22:BA:64:G:H2'	22:BA:65:U:H6	1.85	0.41
23:BB:1559:U:H3'	23:BB:1560:G:C5'	2.50	0.41
23:BB:1930:G:N2	23:BB:1969:A:O5'	2.53	0.41
23:BB:1940:U:H5''	23:BB:1940:U:O2	2.20	0.41
23:BB:2395:C:H2'	23:BB:2396:G:O4'	2.21	0.41
23:BB:273:G:C2'	23:BB:274:C:H5'	2.50	0.41
23:BB:307:G:N2	23:BB:309:A:H3'	2.34	0.41
23:BB:323:C:H6	23:BB:1205:A:N1	2.18	0.41
23:BB:381:G:H5''	51:BZ:16:ASN:ND2	2.35	0.41
23:BB:638:G:H2'	23:BB:639:U:C6	2.55	0.41
23:BB:665:U:H2'	23:BB:666:A:C8	2.53	0.41
23:BB:851:C:H2'	23:BB:852:U:C6	2.55	0.41
23:BB:972:A:OP2	23:BB:974:G:H5''	2.20	0.41
25:BC:5:CYS:HB2	25:BC:15:VAL:O	2.21	0.41
26:BD:108:ASP:N	26:BD:204:LYS:O	2.53	0.41
26:BD:116:LYS:HB2	26:BD:165:MET:HB3	2.02	0.41
26:BD:122:VAL:N	26:BD:127:PHE:HB2	2.35	0.41
29:BE:3:LEU:HD23	29:BE:14:VAL:CG2	2.50	0.41
47:BF:41:GLU:O	47:BF:43:ILE:N	2.53	0.41
40:BH:124:THR:CG2	40:BH:125:THR:H	2.32	0.41
40:BH:65:ALA:HB3	40:BH:135:HIS:CE1	2.54	0.41
40:BH:89:LYS:HB3	40:BH:90:LEU:H	1.58	0.41
24:BI:35:MET:C	24:BI:35:MET:SD	2.98	0.41
41:BJ:133:ALA:C	41:BJ:135:GLN:H	2.23	0.41
41:BJ:35:ARG:HG3	41:BJ:52:ASP:OD1	2.21	0.41
41:BJ:43:GLU:O	41:BJ:44:TYR:C	2.57	0.41
37:BL:78:ARG:NH2	37:BL:78:ARG:HB3	2.35	0.41
38:BM:25:ASP:OD2	38:BM:25:ASP:N	2.53	0.41
23:BB:2882:A:OP1	42:BN:96:ARG:HD2	2.21	0.41
42:BN:96:ARG:HG2	42:BN:98:LEU:HD22	2.02	0.41
44:BQ:91:ARG:HH12	49:BR:10:LYS:CA	2.34	0.41
35:BV:83:LYS:O	35:BV:85:LYS:N	2.53	0.41
51:BZ:43:GLU:C	51:BZ:45:ARG:H	2.22	0.41
51:BZ:64:ILE:CD1	51:BZ:64:ILE:H	2.24	0.41
51:BZ:72:ARG:HB3	51:BZ:78:TYR:HE2	1.86	0.41

Continued on next page...

Continued from previous page...

Atom-1	Atom-2	Interatomic distance (Å)	Clash overlap (Å)
1:CA:1057:G:O2'	1:CA:1058:G:H5'	2.19	0.41
1:CA:1060:U:H5''	9:CJ:53:ILE:CD1	2.50	0.41
1:CA:124:C:O2'	1:CA:125:U:H5'	2.20	0.41
1:CA:1354:U:O2'	1:CA:1355:G:H5'	2.21	0.41
1:CA:1446:A:H2'	1:CA:1447:A:C8	2.55	0.41
1:CA:410:G:H2'	1:CA:429:U:C5	2.55	0.41
1:CA:940:C:H2'	1:CA:941:G:C8	2.56	0.41
1:CA:951:G:O2'	1:CA:952:U:H5'	2.20	0.41
3:CD:25:ARG:HB2	3:CD:25:ARG:HH11	1.84	0.41
4:CE:87:VAL:HG22	4:CE:88:HIS:N	2.35	0.41
12:CM:12:LYS:HB3	12:CM:13:HIS:H	1.69	0.41
13:CN:72:PHE:O	13:CN:73:LEU:HD23	2.19	0.41
13:CN:5:MET:SD	13:CN:8:ARG:HD3	2.60	0.41
33:D1:37:LYS:HB2	33:D1:48:TYR:CD2	2.56	0.41
53:D6:147:LEU:N	53:D6:147:LEU:HD23	2.34	0.41
53:D6:174:GLN:HE21	53:D6:174:GLN:HB3	1.58	0.41
22:DA:109:A:H2'	22:DA:110:C:O4'	2.20	0.41
22:DA:15:A:N3	22:DA:15:A:O4'	2.53	0.41
23:DB:1029:A:H2'	23:DB:1030:C:O4'	2.20	0.41
23:DB:1059:G:H4'	24:DI:116:MET:HE2	2.02	0.41
23:DB:1250:G:OP2	37:DL:21:ARG:NH2	2.53	0.41
23:DB:1289:C:O2'	23:DB:1290:C:H5'	2.20	0.41
23:DB:2144:G:C2'	23:DB:2145:C:H5'	2.51	0.41
23:DB:2182:U:H2'	23:DB:2183:A:H8	1.84	0.41
23:DB:2217:G:H2'	23:DB:2218:G:H8	1.84	0.41
23:DB:2300:C:O2'	23:DB:2301:C:H5'	2.19	0.41
23:DB:2645:G:H4'	23:DB:2732:G:H2'	2.03	0.41
23:DB:2654:A:N1	23:DB:2665:A:H5''	2.36	0.41
23:DB:2689:U:H4'	23:DB:2690:U:OP2	2.20	0.41
23:DB:2880:C:H1'	42:DN:93:GLY:H	1.85	0.41
23:DB:532:A:N3	23:DB:532:A:C2'	2.82	0.41
23:DB:543:G:H2'	23:DB:544:C:H4'	2.02	0.41
23:DB:553:G:H2'	23:DB:554:U:O4'	2.20	0.41
23:DB:76:C:HO2'	39:DX:55:THR:CB	2.33	0.41
23:DB:82:U:H2'	23:DB:83:A:C8	2.55	0.41
25:DC:43:ASN:N	25:DC:47:ARG:O	2.53	0.41
26:DD:32:ASN:N	26:DD:96:ILE:O	2.52	0.41
29:DE:46:GLN:HB3	29:DE:86:ALA:HA	2.02	0.41
47:DF:134:GLN:HE21	47:DF:134:GLN:HB3	1.54	0.41
41:DJ:75:TYR:HD1	41:DJ:86:GLN:HB3	1.85	0.41
37:DL:101:ILE:HG22	37:DL:102:GLY:N	2.34	0.41

Continued on next page...

Continued from previous page...

Atom-1	Atom-2	Interatomic distance (Å)	Clash overlap (Å)
37:DL:118:THR:O	37:DL:120:VAL:HG23	2.19	0.41
23:DB:833:A:H1'	37:DL:52:GLY:N	2.35	0.41
38:DM:66:ARG:HB2	38:DM:101:VAL:O	2.20	0.41
38:DM:46:ILE:HG13	38:DM:47:GLU:N	2.35	0.41
42:DN:24:MET:HE2	42:DN:44:LEU:HB2	2.02	0.41
45:DS:71:VAL:O	45:DS:71:VAL:HG13	2.21	0.41
30:DY:7:THR:O	30:DY:54:VAL:HA	2.21	0.41
1:AA:1096:C:O2'	1:AA:1097:C:H5'	2.21	0.41
1:AA:124:C:O2'	1:AA:125:U:H5'	2.21	0.41
1:AA:1260:G:O5'	1:AA:1284:C:H4'	2.21	0.41
1:AA:138:G:C6	1:AA:226:G:C6	3.09	0.41
1:AA:308:C:H2'	1:AA:309:A:C8	2.56	0.41
1:AA:79:G:OP2	1:AA:79:G:C8	2.73	0.41
1:AA:818:G:H3'	1:AA:819:A:H5''	2.02	0.41
1:AA:840:C:N3	1:AA:842:U:H4'	2.35	0.41
20:AB:23:ASN:C	20:AB:23:ASN:ND2	2.72	0.41
3:AD:47:LEU:HD21	3:AD:55:ARG:HD2	2.02	0.41
4:AE:43:GLY:O	4:AE:72:ASN:HA	2.20	0.41
5:AF:47:LEU:HD21	5:AF:57:ALA:HB3	2.02	0.41
6:AG:2:ARG:C	6:AG:4:ARG:N	2.74	0.41
9:AJ:31:ARG:H	9:AJ:31:ARG:HG3	1.60	0.41
12:AM:90:HIS:HA	12:AM:108:ARG:HH22	1.85	0.41
13:AN:47:LEU:O	13:AN:49:THR:N	2.53	0.41
14:AO:88:ARG:HB2	14:AO:88:ARG:NH1	2.36	0.41
17:AR:43:ILE:O	17:AR:44:THR:HG23	2.20	0.41
5:AF:86:ARG:NH2	17:AR:63:TYR:HB3	2.35	0.41
53:B6:29:ARG:HE	53:B6:32:ARG:NH2	2.18	0.41
22:BA:3:C:H6	22:BA:3:C:O5'	2.04	0.41
22:BA:76:G:O2'	22:BA:77:U:H5'	2.21	0.41
23:BB:1309:G:OP1	36:B2:9:VAL:N	2.48	0.41
23:BB:1348:C:C3'	23:BB:1349:C:H5'	2.50	0.41
23:BB:1535:A:H5''	23:BB:1536:C:C5	2.55	0.41
23:BB:1434:A:N6	23:BB:1558:C:H42	2.18	0.41
23:BB:1577:C:H2'	23:BB:1578:U:C6	2.55	0.41
23:BB:2049:G:O2'	23:BB:2050:C:H5'	2.21	0.41
23:BB:2055:C:H5'	23:BB:2056:G:O5'	2.20	0.41
23:BB:2144:G:H3'	23:BB:2145:C:C3'	2.48	0.41
23:BB:2263:C:H4'	23:BB:2329:U:H4'	2.02	0.41
23:BB:2352:A:C2'	23:BB:2353:G:H5'	2.51	0.41
23:BB:2785:C:H2'	23:BB:2786:U:H6	1.86	0.41
23:BB:2848:G:N3	23:BB:2849:U:H5	2.19	0.41

Continued on next page...

Continued from previous page...

Atom-1	Atom-2	Interatomic distance (Å)	Clash overlap (Å)
23:BB:612:G:H2'	23:BB:614:A:H5''	2.02	0.41
23:BB:635:C:H2'	23:BB:636:G:H8	1.86	0.41
23:BB:765:C:H2'	23:BB:766:U:H6	1.85	0.41
26:BD:8:LYS:O	26:BD:9:VAL:HB	2.20	0.41
29:BE:146:VAL:HG12	29:BE:147:LEU:N	2.35	0.41
29:BE:29:HIS:C	29:BE:31:VAL:N	2.74	0.41
29:BE:41:GLN:O	29:BE:42:GLY:O	2.39	0.41
29:BE:7:ASP:N	29:BE:7:ASP:OD2	2.54	0.41
23:BB:2667:C:O2	48:BG:110:HIS:CE1	2.74	0.41
48:BG:51:PHE:CE2	48:BG:68:ARG:HA	2.55	0.41
40:BH:54:LEU:HA	40:BH:57:LYS:HZ2	1.84	0.41
40:BH:89:LYS:NZ	40:BH:123:ARG:HB3	2.35	0.41
37:BL:93:ASN:ND2	37:BL:94:THR:N	2.66	0.41
28:BP:99:LEU:HA	28:BP:102:ARG:HG3	2.03	0.41
28:BP:50:ARG:CD	28:BP:56:SER:HB3	2.51	0.41
50:BT:39:THR:HG22	50:BT:42:GLU:H	1.83	0.41
35:BV:1:MET:O	35:BV:62:THR:HG23	2.20	0.41
52:BW:64:GLY:C	52:BW:65:LYS:HG3	2.41	0.41
52:BW:77:LYS:HD3	52:BW:77:LYS:HA	1.88	0.41
39:BX:22:LEU:HG	39:BX:23:ARG:HG2	2.03	0.41
30:BY:5:LYS:HG2	30:BY:36:GLU:HB2	2.03	0.41
51:BZ:9:GLY:O	51:BZ:11:ARG:HG3	2.19	0.41
1:CA:1042:A:H2'	1:CA:1043:G:O4'	2.21	0.41
1:CA:108:G:N3	1:CA:108:G:O4'	2.53	0.41
1:CA:1188:A:H2'	1:CA:1189:U:O4'	2.19	0.41
1:CA:1219:A:H2'	1:CA:1220:G:H8	1.82	0.41
1:CA:407:U:H3'	1:CA:408:A:H8	1.86	0.41
1:CA:468:A:H3'	1:CA:469:C:C6	2.56	0.41
1:CA:558:G:H8	1:CA:559:A:H2'	1.86	0.41
1:CA:659:U:O2'	1:CA:660:C:H5'	2.20	0.41
1:CA:894:G:H2'	1:CA:895:G:H8	1.85	0.41
20:CB:169:HIS:HA	20:CB:172:ILE:HD13	2.02	0.41
1:CA:1061:G:OP2	2:CC:1:GLY:O	2.38	0.41
2:CC:58:ARG:HA	2:CC:62:SER:O	2.21	0.41
3:CD:115:GLN:HG3	3:CD:119:HIS:ND1	2.35	0.41
3:CD:141:VAL:HA	3:CD:179:GLY:O	2.21	0.41
5:CF:4:TYR:CD2	5:CF:71:ILE:HD13	2.56	0.41
1:CA:1148:U:H5'	8:CI:6:TYR:OH	2.21	0.41
12:CM:50:GLY:O	12:CM:54:THR:HG23	2.20	0.41
13:CN:12:ARG:CD	13:CN:58:ARG:HB3	2.49	0.41
13:CN:5:MET:HE3	13:CN:60:ARG:NH1	2.36	0.41

Continued on next page...

Continued from previous page...

Atom-1	Atom-2	Interatomic distance (Å)	Clash overlap (Å)
14:CO:71:LYS:HZ2	14:CO:72:ARG:HA	1.85	0.41
15:CP:1:MET:CA	15:CP:1:MET:HE3	2.45	0.41
16:CQ:57:VAL:HB	16:CQ:79:GLU:CB	2.50	0.41
17:CR:44:THR:CB	17:CR:46:THR:HG22	2.50	0.41
21:CU:3:ILE:HD12	21:CU:19:LYS:HA	2.01	0.41
31:D0:9:ARG:O	31:D0:12:ARG:HB3	2.20	0.41
34:D3:7:ARG:O	34:D3:8:GLY:C	2.58	0.41
32:D4:10:LEU:HD12	32:D4:33:HIS:CA	2.48	0.41
23:DB:1092:C:H2'	23:DB:1093:G:C5'	2.51	0.41
23:DB:1120:G:O2'	23:DB:1121:C:H5'	2.21	0.41
23:DB:1353:A:O2'	23:DB:1354:A:H5'	2.21	0.41
23:DB:1376:C:O2'	23:DB:1377:G:H5'	2.21	0.41
23:DB:137:U:P	23:DB:137:U:H6	2.43	0.41
23:DB:1689:A:O2'	23:DB:1690:A:H5'	2.20	0.41
23:DB:1903:G:H2'	23:DB:1904:G:H8	1.85	0.41
23:DB:1940:U:O2	23:DB:1940:U:H5''	2.21	0.41
23:DB:2262:U:O2'	23:DB:2263:C:H5'	2.21	0.41
23:DB:2397:G:H2'	23:DB:2398:U:C6	2.56	0.41
23:DB:2686:G:H2'	23:DB:2687:U:C6	2.56	0.41
23:DB:406:G:O2'	23:DB:407:G:H5'	2.21	0.41
25:DC:91:ALA:HB3	25:DC:105:ALA:HB2	1.99	0.41
25:DC:75:ALA:CB	25:DC:93:VAL:HG22	2.50	0.41
26:DD:124:ARG:HG3	26:DD:125:TRP:CD1	2.55	0.41
26:DD:8:LYS:HB2	26:DD:201:LEU:HD21	2.02	0.41
29:DE:154:ASP:OD2	29:DE:157:LEU:HB3	2.20	0.41
48:DG:42:VAL:HA	48:DG:50:THR:O	2.20	0.41
40:DH:9:VAL:CG1	40:DH:12:LEU:HG	2.50	0.41
57:DB:3693:HOH:O	41:DJ:39:LYS:HE3	2.21	0.41
27:DK:72:PRO:C	27:DK:74:GLY:N	2.73	0.41
27:DK:87:LEU:O	27:DK:88:ASN:C	2.59	0.41
37:DL:77:ILE:O	37:DL:110:VAL:O	2.37	0.41
28:DP:27:VAL:HG21	28:DP:73:PHE:CE2	2.56	0.41
28:DP:47:ILE:HG13	28:DP:48:ALA:N	2.35	0.41
28:DP:91:VAL:CG2	28:DP:96:LEU:HD21	2.51	0.41
49:DR:61:ALA:CB	49:DR:98:ILE:HA	2.51	0.41
45:DS:71:VAL:O	45:DS:71:VAL:HG22	2.19	0.41
50:DT:21:SER:O	50:DT:25:GLU:HB2	2.20	0.41
46:DU:23:LYS:H	46:DU:23:LYS:HD2	1.86	0.41
35:DV:5:ASN:OD1	35:DV:5:ASN:N	2.54	0.41
23:DB:2230:G:H4'	51:DZ:31:PRO:O	2.19	0.41
51:DZ:40:VAL:HG21	51:DZ:43:GLU:HB3	2.01	0.41

Continued on next page...

Continued from previous page...

Atom-1	Atom-2	Interatomic distance (Å)	Clash overlap (Å)
1:AA:1025:U:O2'	1:AA:1026:G:N7	2.53	0.41
1:AA:1073:U:H2'	1:AA:1074:G:C8	2.56	0.41
1:AA:279:A:OP1	1:AA:281:G:H5'	2.19	0.41
1:AA:844:G:H3'	1:AA:844:G:OP2	2.21	0.41
1:AA:893:C:H2'	1:AA:894:G:C8	2.55	0.41
20:AB:114:LYS:NZ	20:AB:152:ASP:OD1	2.54	0.41
20:AB:184:ALA:O	20:AB:199:ILE:HB	2.20	0.41
2:AC:84:GLU:OE2	2:AC:87:ARG:HD3	2.21	0.41
6:AG:45:ALA:HB2	6:AG:116:ALA:O	2.21	0.41
7:AH:55:LYS:CE	7:AH:55:LYS:HA	2.50	0.41
7:AH:58:LEU:CD2	7:AH:60:LEU:HB2	2.50	0.41
8:AI:45:MET:SD	8:AI:45:MET:N	2.94	0.41
10:AK:17:ASP:HB3	10:AK:80:ASN:CG	2.41	0.41
10:AK:92:ARG:NH1	10:AK:92:ARG:CG	2.83	0.41
11:AL:22:ALA:O	11:AL:23:LEU:O	2.39	0.41
11:AL:35:ARG:HH12	11:AL:75:GLU:HA	1.86	0.41
12:AM:2:ARG:CD	12:AM:2:ARG:H	2.31	0.41
23:BB:2016:U:H1'	31:B0:2:VAL:HG11	2.02	0.41
33:B1:16:THR:HG21	33:B1:39:ASP:OD2	2.21	0.41
33:B1:20:TYR:CD2	33:B1:37:LYS:HD3	2.55	0.41
53:B6:111:ARG:NH2	53:B6:184:LEU:HA	2.36	0.41
53:B6:15:GLN:HG2	53:B6:16:LYS:HZ1	1.85	0.41
23:BB:1253:A:H4'	23:BB:1254:A:OP2	2.20	0.41
23:BB:1722:A:H61	23:BB:1738:G:H1'	1.85	0.41
23:BB:1892:C:O2'	23:BB:1893:C:H5'	2.20	0.41
23:BB:2010:G:H2'	23:BB:2011:U:C6	2.56	0.41
23:BB:2063:C:O2	23:BB:2450:A:N1	2.54	0.41
23:BB:2080:A:H2'	23:BB:2081:U:C6	2.56	0.41
23:BB:2145:C:H2'	23:BB:2145:C:O2	2.21	0.41
23:BB:2212:A:O3'	23:BB:2213:U:C4	2.73	0.41
23:BB:2641:G:H2'	23:BB:2642:G:C8	2.56	0.41
23:BB:2645:G:H4'	23:BB:2732:G:H2'	2.02	0.41
23:BB:2893:A:H4'	23:BB:2894:G:H5'	2.02	0.41
23:BB:382:A:H2'	23:BB:383:C:O4'	2.20	0.41
23:BB:566:U:H2'	23:BB:567:U:O4'	2.20	0.41
23:BB:675:A:N3	23:BB:2443:C:O2'	2.52	0.41
23:BB:692:C:H2'	23:BB:693:A:C8	2.55	0.41
23:BB:765:C:H2'	23:BB:766:U:C6	2.56	0.41
23:BB:798:G:O2'	23:BB:799:G:H5'	2.21	0.41
25:BC:196:ASN:OD1	25:BC:199:HIS:N	2.54	0.41
29:BE:138:LEU:O	29:BE:142:ALA:N	2.54	0.41

Continued on next page...

Continued from previous page...

Atom-1	Atom-2	Interatomic distance (Å)	Clash overlap (Å)
29:BE:151:GLY:CA	29:BE:195:GLN:HE22	2.34	0.41
47:BF:62:GLN:NE2	47:BF:90:LEU:HD13	2.33	0.41
24:BI:91:LYS:O	24:BI:91:LYS:HG3	2.20	0.41
27:BK:2:ILE:HG13	27:BK:33:ALA:O	2.20	0.41
23:BB:2358:A:N6	37:BL:54:GLN:HE22	2.18	0.41
37:BL:55:MET:HG3	37:BL:59:ARG:CB	2.51	0.41
38:BM:116:ALA:C	38:BM:118:LYS:N	2.74	0.41
43:BO:7:ARG:HA	43:BO:10:ARG:CZ	2.51	0.41
43:BO:55:GLU:O	43:BO:56:LYS:C	2.59	0.41
45:BS:95:ARG:O	45:BS:96:ILE:HG22	2.21	0.41
46:BU:41:VAL:HG23	46:BU:42:LYS:N	2.36	0.41
35:BV:89:ILE:HD13	35:BV:91:PHE:CZ	2.56	0.41
51:BZ:14:THR:HA	51:BZ:28:ARG:HA	2.03	0.41
1:CA:1170:A:H2'	1:CA:1171:A:O4'	2.20	0.41
1:CA:377:G:O2'	1:CA:378:G:H5'	2.20	0.41
1:CA:46:G:HO2'	1:CA:365:U:H1'	1.84	0.41
1:CA:486:U:H2'	1:CA:487:A:C8	2.56	0.41
1:CA:555:U:H2'	1:CA:556:C:C6	2.56	0.41
1:CA:691:G:H1'	1:CA:696:A:H61	1.85	0.41
1:CA:708:C:H2'	1:CA:709:U:H6	1.84	0.41
1:CA:780:A:C2	1:CA:803:G:C6	3.09	0.41
1:CA:817:C:C2	1:CA:819:A:O4'	2.74	0.41
20:CB:111:LYS:O	20:CB:114:LYS:HB2	2.21	0.41
20:CB:11:ALA:C	20:CB:13:VAL:H	2.24	0.41
20:CB:27:LYS:HD2	20:CB:28:PRO:HD3	2.02	0.41
3:CD:22:SER:H	3:CD:109:THR:CG2	2.33	0.41
3:CD:31:CYS:O	3:CD:32:LYS:HB2	2.20	0.41
4:CE:39:GLY:HA3	4:CE:116:VAL:HB	2.03	0.41
4:CE:157:GLY:O	4:CE:158:LYS:HB2	2.20	0.41
4:CE:28:ARG:NH1	4:CE:30:PHE:HB3	2.36	0.41
7:CH:45:ILE:C	7:CH:63:LYS:HE3	2.41	0.41
8:CI:17:ARG:HH21	8:CI:65:THR:HG21	1.85	0.41
12:CM:90:HIS:HA	12:CM:108:ARG:HH22	1.85	0.41
1:CA:1317:C:OP1	13:CN:56:PRO:HD2	2.20	0.41
13:CN:9:GLU:HB2	13:CN:62:ARG:NE	2.35	0.41
14:CO:16:GLY:HA2	14:CO:27:VAL:CG2	2.50	0.41
17:CR:26:ALA:HA	17:CR:29:LYS:HE3	2.02	0.41
18:CS:25:GLY:O	18:CS:27:LYS:HE2	2.20	0.41
31:D0:41:HIS:CD2	31:D0:41:HIS:N	2.87	0.41
53:D6:38:LEU:O	53:D6:52:LEU:HB3	2.21	0.41
23:DB:1097:U:C2	23:DB:1098:A:H1'	2.56	0.41

Continued on next page...

Continued from previous page...

Atom-1	Atom-2	Interatomic distance (Å)	Clash overlap (Å)
23:DB:1197:G:H2'	23:DB:1198:U:C6	2.55	0.41
23:DB:1274:A:C2	23:DB:1302:A:H2	2.38	0.41
23:DB:1348:C:C3'	23:DB:1349:C:H5'	2.51	0.41
23:DB:1341:G:H2'	23:DB:1397:U:O2'	2.21	0.41
23:DB:1541:C:H2'	23:DB:1542:U:C6	2.55	0.41
23:DB:1573:G:H2'	23:DB:1574:C:H5'	2.01	0.41
23:DB:1885:A:H3'	23:DB:1886:U:C6	2.56	0.41
23:DB:2022:U:O2'	23:DB:2617:U:H5'	2.20	0.41
23:DB:2259:U:H1'	23:DB:2427:C:C2	2.55	0.41
23:DB:2296:U:H4'	23:DB:2297:A:OP1	2.20	0.41
23:DB:2373:G:H2'	23:DB:2374:C:C6	2.55	0.41
23:DB:2582:G:O2'	23:DB:2583:G:H5'	2.20	0.41
23:DB:2617:U:H2'	23:DB:2618:G:O4'	2.20	0.41
23:DB:2636:C:H2'	23:DB:2637:U:H6	1.85	0.41
23:DB:27:G:O2'	23:DB:28:A:H8	2.01	0.41
23:DB:545:U:C4	23:DB:548:G:OP1	2.74	0.41
23:DB:741:U:H2'	23:DB:742:A:C8	2.55	0.41
25:DC:66:PHE:CD1	25:DC:66:PHE:N	2.88	0.41
23:DB:2580:U:C5'	26:DD:136:ASN:H	2.33	0.41
48:DG:108:PHE:C	48:DG:110:HIS:H	2.24	0.41
48:DG:34:ARG:N	48:DG:34:ARG:CD	2.83	0.41
48:DG:97:VAL:HG21	48:DG:124:CYS:HB2	2.01	0.41
24:DI:4:VAL:O	24:DI:5:GLN:O	2.39	0.41
41:DJ:9:GLU:N	41:DJ:9:GLU:CD	2.74	0.41
38:DM:47:GLU:CD	38:DM:50:ARG:HH11	2.24	0.41
43:DO:88:LYS:HG2	43:DO:89:ASP:N	2.36	0.41
28:DP:27:VAL:O	28:DP:42:PHE:N	2.53	0.41
28:DP:4:ILE:CG2	28:DP:5:LYS:H	2.17	0.41
49:DR:23:GLU:O	49:DR:24:LYS:C	2.58	0.41
45:DS:66:ILE:HG12	45:DS:67:ASP:N	2.35	0.41
35:DV:42:LEU:HD11	35:DV:89:ILE:HD11	2.03	0.41
39:DX:25:GLN:HB3	39:DX:25:GLN:HE21	1.60	0.41
1:AA:1081:A:O2'	1:AA:1082:A:H5'	2.21	0.41
1:AA:1102:A:O2'	1:AA:1103:C:H5'	2.20	0.41
1:AA:1246:A:H2'	1:AA:1247:U:C6	2.56	0.41
1:AA:125:U:H2'	1:AA:126:G:H8	1.84	0.41
1:AA:1324:A:H2'	1:AA:1325:C:H6	1.85	0.41
1:AA:21:G:H2'	1:AA:22:G:H8	1.77	0.41
1:AA:913:A:H4'	1:AA:914:A:OP1	2.20	0.41
20:AB:101:THR:HA	20:AB:178:LEU:HD11	2.02	0.41
20:AB:26:MET:SD	20:AB:192:PRO:HD3	2.61	0.41

Continued on next page...

Continued from previous page...

Atom-1	Atom-2	Interatomic distance (Å)	Clash overlap (Å)
20:AB:44:LYS:O	20:AB:47:PRO:HD2	2.21	0.41
2:AC:146:LYS:HB2	2:AC:202:PHE:CD2	2.56	0.41
2:AC:5:HIS:O	2:AC:9:ILE:HG22	2.20	0.41
3:AD:13:ARG:HA	3:AD:37:PRO:CG	2.51	0.41
6:AG:70:PRO:O	6:AG:71:THR:HB	2.20	0.41
7:AH:45:ILE:HG21	7:AH:60:LEU:CD2	2.48	0.41
14:AO:21:ASP:CG	14:AO:21:ASP:O	2.59	0.41
16:AQ:28:VAL:O	16:AQ:36:PHE:HA	2.18	0.41
16:AQ:46:HIS:CB	16:AQ:70:LYS:HE2	2.49	0.41
18:AS:14:LEU:O	18:AS:18:VAL:HG12	2.21	0.41
18:AS:35:ARG:HB2	18:AS:71:GLY:CA	2.50	0.41
19:AT:34:VAL:CG1	19:AT:78:LEU:HD22	2.50	0.41
21:AU:20:ARG:HG3	21:AU:24:LYS:HZ2	1.86	0.41
21:AU:24:LYS:HE2	21:AU:25:ALA:HB2	2.02	0.41
53:B6:41:LEU:O	53:B6:52:LEU:HB2	2.21	0.41
23:BB:1056:G:H1'	23:BB:1103:A:H62	1.86	0.41
23:BB:1224:U:H4'	49:BR:88:GLY:O	2.21	0.41
23:BB:1534:U:H6	23:BB:1534:U:O5'	2.03	0.41
23:BB:1595:C:O2'	23:BB:1596:A:H5'	2.21	0.41
23:BB:2008:C:H2'	23:BB:2009:A:C8	2.54	0.41
23:BB:2361:G:H2'	23:BB:2362:C:O4'	2.20	0.41
23:BB:2394:C:O2'	23:BB:2395:C:H5'	2.20	0.41
23:BB:2846:G:OP1	28:BP:51:ASN:HB2	2.21	0.41
23:BB:364:C:O2'	23:BB:365:U:H5'	2.21	0.41
23:BB:508:A:N6	45:BS:9:HIS:CD2	2.89	0.41
25:BC:99:GLU:HG2	25:BC:100:ARG:N	2.35	0.41
25:BC:108:GLY:C	25:BC:110:LYS:H	2.24	0.41
25:BC:29:PHE:C	25:BC:31:PRO:HD2	2.41	0.41
26:BD:104:VAL:HG11	26:BD:205:PRO:HB3	2.02	0.41
47:BF:105:ILE:O	47:BF:109:ARG:HB2	2.21	0.41
47:BF:64:PRO:CA	47:BF:88:VAL:HG22	2.48	0.41
48:BG:144:ALA:O	48:BG:147:LEU:HB2	2.20	0.41
48:BG:168:VAL:HG12	48:BG:170:THR:CG2	2.49	0.41
48:BG:97:VAL:HG21	48:BG:124:CYS:HB2	2.03	0.41
40:BH:101:ASP:HA	40:BH:104:THR:HG22	2.03	0.41
40:BH:82:SER:HB2	40:BH:94:ILE:CG1	2.49	0.41
40:BH:9:VAL:HB	40:BH:13:GLY:CA	2.51	0.41
38:BM:33:LEU:HD23	38:BM:33:LEU:HA	1.90	0.41
43:BO:51:ALA:CB	43:BO:78:VAL:HG22	2.48	0.41
23:BB:2849:U:O4	28:BP:20:ARG:NH1	2.54	0.41
28:BP:3:ILE:CD1	28:BP:7:LEU:HD11	2.50	0.41

Continued on next page...

Continued from previous page...

Atom-1	Atom-2	Interatomic distance (Å)	Clash overlap (Å)
23:BB:329:G:N1	46:BU:16:LYS:HG2	2.30	0.41
35:BV:51:GLN:NE2	35:BV:79:ARG:HH22	2.18	0.41
1:CA:1463:U:H2'	1:CA:1464:U:H6	1.82	0.41
1:CA:31:G:H5'	1:CA:306:A:C2	2.56	0.41
1:CA:499:A:H1'	1:CA:500:G:C8	2.56	0.41
1:CA:557:G:H2'	1:CA:558:G:O4'	2.21	0.41
1:CA:564:C:H1'	16:CQ:32:ILE:O	2.21	0.41
1:CA:708:C:H2'	1:CA:709:U:C6	2.56	0.41
1:CA:916:U:H2'	1:CA:917:G:H8	1.86	0.41
1:CA:948:C:H2'	1:CA:949:A:H8	1.85	0.41
20:CB:63:LYS:HA	20:CB:224:ARG:NH1	2.34	0.41
2:CC:133:MET:HB2	2:CC:133:MET:HE2	1.78	0.41
2:CC:25:THR:HG23	13:CN:75:LYS:CD	2.50	0.41
4:CE:80:LEU:HD11	4:CE:95:MET:HG3	2.03	0.41
5:CF:18:VAL:N	5:CF:19:PRO:HD2	2.36	0.41
5:CF:73:GLU:H	5:CF:73:GLU:HG2	1.69	0.41
5:CF:9:MET:HA	5:CF:58:HIS:O	2.20	0.41
6:CG:19:SER:HB2	6:CG:21:LEU:CD2	2.51	0.41
6:CG:19:SER:OG	6:CG:22:LEU:HD12	2.21	0.41
10:CK:126:ARG:NE	10:CK:126:ARG:HA	2.36	0.41
16:CQ:10:ARG:HG3	16:CQ:10:ARG:O	2.20	0.41
18:CS:13:HIS:ND1	18:CS:13:HIS:N	2.69	0.41
36:D2:28:ARG:C	36:D2:30:VAL:N	2.74	0.41
36:D2:12:ARG:HG2	36:D2:44:VAL:HG11	2.03	0.41
22:DA:2:G:O2'	22:DA:3:C:H5'	2.20	0.41
23:DB:1207:C:O2'	23:DB:1208:C:H5'	2.21	0.41
23:DB:1315:C:H2'	23:DB:1316:U:C6	2.56	0.41
23:DB:1350:C:O2	23:DB:1350:C:H2'	2.20	0.41
23:DB:1417:C:O2'	23:DB:1418:G:H5'	2.21	0.41
23:DB:1430:G:H2'	23:DB:1431:A:C8	2.55	0.41
23:DB:1526:C:C2'	23:DB:1527:G:H5'	2.51	0.41
23:DB:1652:A:P	42:DN:8:ARG:HD3	2.61	0.41
23:DB:182:A:H2'	23:DB:183:C:H6	1.85	0.41
23:DB:2394:C:H2'	23:DB:2395:C:C6	2.55	0.41
23:DB:2599:G:O2'	23:DB:2600:A:H5'	2.20	0.41
23:DB:480:A:H3'	23:DB:481:G:H5''	2.03	0.41
23:DB:485:C:H2'	23:DB:486:C:H6	1.86	0.41
23:DB:584:C:O2'	23:DB:585:G:H5'	2.20	0.41
23:DB:649:G:H2'	23:DB:650:C:H6	1.86	0.41
23:DB:657:U:H2'	23:DB:658:U:H6	1.83	0.41
25:DC:66:PHE:CD2	25:DC:104:LEU:HD11	2.56	0.41

Continued on next page...

Continued from previous page...

Atom-1	Atom-2	Interatomic distance (Å)	Clash overlap (Å)
25:DC:141:HIS:HB3	25:DC:190:THR:HG1	1.84	0.41
25:DC:42:ARG:HG3	25:DC:46:GLY:O	2.21	0.41
26:DD:117:GLY:O	26:DD:119:ALA:N	2.53	0.41
26:DD:13:ARG:HH12	28:DP:74:GLN:NE2	2.19	0.41
26:DD:14:ILE:HG23	26:DD:22:ILE:HB	2.02	0.41
24:DI:140:GLU:CD	24:DI:140:GLU:H	2.23	0.41
24:DI:63:ASP:O	24:DI:63:ASP:OD1	2.39	0.41
37:DL:79:LEU:HB2	37:DL:113:ALA:H	1.86	0.41
37:DL:116:VAL:HG13	37:DL:117:THR:N	2.22	0.41
42:DN:2:ARG:NE	42:DN:2:ARG:O	2.42	0.41
42:DN:34:ILE:HB	42:DN:113:ILE:CG2	2.48	0.41
26:DD:14:ILE:HG13	28:DP:11:GLN:HE22	1.85	0.41
28:DP:31:VAL:HG13	28:DP:32:VAL:N	2.35	0.41
28:DP:91:VAL:HG21	28:DP:96:LEU:HD21	2.03	0.41
49:DR:70:GLU:N	49:DR:70:GLU:CD	2.74	0.41
50:DT:10:VAL:O	50:DT:12:ARG:N	2.54	0.41
35:DV:76:ASP:H	35:DV:90:ASP:HB2	1.86	0.41
39:DX:5:GLU:OE2	39:DX:5:GLU:HA	2.21	0.41
30:DY:23:LEU:HD21	30:DY:53:MET:HE1	2.02	0.41
51:DZ:68:LEU:HD22	51:DZ:78:TYR:CE1	2.55	0.41
1:AA:1032:G:C2'	1:AA:1033:G:H5'	2.51	0.41
1:AA:1033:G:H5''	1:AA:1034:G:OP2	2.20	0.41
1:AA:1097:C:H2'	1:AA:1098:C:H6	1.85	0.41
1:AA:553:A:N6	1:AA:554:A:N6	2.69	0.41
1:AA:744:C:O2'	1:AA:745:G:H5'	2.20	0.41
1:AA:778:G:H2'	1:AA:779:C:C6	2.56	0.41
3:AD:43:ARG:NH1	3:AD:43:ARG:HB3	2.35	0.41
5:AF:18:VAL:N	5:AF:19:PRO:HD2	2.36	0.41
5:AF:61:LEU:HD12	5:AF:62:MET:H	1.85	0.41
5:AF:11:HIS:HA	5:AF:85:ILE:HD11	2.02	0.41
6:AG:19:SER:HB2	6:AG:21:LEU:CD2	2.49	0.41
1:AA:643:C:H5''	7:AH:31:LEU:HD22	2.03	0.41
7:AH:50:VAL:O	7:AH:50:VAL:HG13	2.21	0.41
11:AL:82:ARG:HG2	11:AL:82:ARG:HH11	1.86	0.41
11:AL:63:THR:O	11:AL:94:TYR:HB2	2.20	0.41
12:AM:22:TYR:HB3	12:AM:69:ARG:NH1	2.35	0.41
31:B0:2:VAL:HG12	31:B0:3:GLN:N	2.36	0.41
53:B6:22:GLU:HG3	53:B6:22:GLU:H	1.63	0.41
53:B6:7:TYR:CD1	53:B6:160:GLU:HG2	2.56	0.41
23:BB:1068:G:C6	23:BB:1069:A:N6	2.88	0.41
23:BB:1273:U:H4'	23:BB:1275:A:P	2.60	0.41

Continued on next page...

Continued from previous page...

Atom-1	Atom-2	Interatomic distance (Å)	Clash overlap (Å)
23:BB:1689:A:H2'	23:BB:1690:A:C8	2.56	0.41
23:BB:740:C:OP1	23:BB:1784:A:H2'	2.20	0.41
23:BB:1830:C:H2'	23:BB:1831:G:C8	2.55	0.41
23:BB:2196:C:O2'	23:BB:2197:U:H5'	2.21	0.41
23:BB:2260:C:H2'	23:BB:2261:C:H6	1.85	0.41
23:BB:234:U:H2'	23:BB:235:U:O4'	2.20	0.41
23:BB:2437:G:H2'	23:BB:2438:U:C6	2.55	0.41
23:BB:2494:G:H2'	23:BB:2495:G:H8	1.86	0.41
23:BB:2657:A:H2'	23:BB:2658:C:O4'	2.20	0.41
23:BB:476:G:O4'	23:BB:505:A:H2	2.03	0.41
23:BB:532:A:O2'	23:BB:2021:C:C5	2.74	0.41
23:BB:602:A:H4'	23:BB:604:G:O3'	2.20	0.41
23:BB:622:G:OP1	37:BL:103:ILE:HD13	2.20	0.41
23:BB:649:G:H2'	23:BB:650:C:H6	1.86	0.41
23:BB:66:C:O2'	23:BB:67:U:H5'	2.21	0.41
23:BB:996:A:H4'	44:BQ:91:ARG:HD2	2.02	0.41
25:BC:130:PRO:O	25:BC:132:ARG:N	2.53	0.41
25:BC:180:MET:HB2	25:BC:268:ARG:HB2	2.03	0.41
25:BC:29:PHE:CE2	25:BC:31:PRO:HG2	2.55	0.41
26:BD:77:ARG:HB2	26:BD:80:TRP:HH2	1.86	0.41
26:BD:96:ILE:HD12	26:BD:96:ILE:N	2.36	0.41
47:BF:37:MET:SD	47:BF:56:LEU:HD23	2.61	0.41
23:BB:2746:U:C5'	48:BG:138:GLN:HA	2.45	0.41
41:BJ:45:THR:N	41:BJ:46:PRO:CD	2.84	0.41
27:BK:110:GLU:HA	27:BK:113:MET:HG2	2.02	0.41
38:BM:41:LEU:HA	38:BM:45:GLN:OE1	2.21	0.41
38:BM:54:THR:O	38:BM:56:ALA:N	2.54	0.41
23:BB:2880:C:O2'	42:BN:93:GLY:HA3	2.20	0.41
43:BO:12:THR:HG23	43:BO:16:ARG:HH11	1.84	0.41
43:BO:31:THR:HG23	43:BO:34:HIS:C	2.41	0.41
45:BS:2:GLU:O	45:BS:107:VAL:O	2.38	0.41
50:BT:22:THR:O	50:BT:26:LYS:N	2.36	0.41
1:CA:1053:G:O6	1:CA:1199:U:H2'	2.21	0.41
1:CA:181:A:N6	1:CA:195:A:OP2	2.54	0.41
1:CA:586:C:C2'	1:CA:587:G:H5'	2.51	0.41
1:CA:605:U:O2'	1:CA:606:G:H5'	2.21	0.41
1:CA:834:U:H2'	1:CA:835:U:H6	1.85	0.41
20:CB:103:TRP:CH2	20:CB:107:ARG:HD2	2.56	0.41
20:CB:150:ILE:O	20:CB:151:LYS:C	2.59	0.41
20:CB:30:ILE:HD11	20:CB:188:THR:HG22	2.03	0.41
2:CC:152:VAL:O	2:CC:164:THR:HG23	2.21	0.41

Continued on next page...

Continued from previous page...

Atom-1	Atom-2	Interatomic distance (Å)	Clash overlap (Å)
2:CC:54:ILE:O	2:CC:54:ILE:HG23	2.20	0.41
3:CD:41:GLY:C	3:CD:43:ARG:N	2.73	0.41
4:CE:111:ARG:HG3	4:CE:112:ALA:N	2.36	0.41
5:CF:22:ILE:O	5:CF:26:THR:HG23	2.21	0.41
8:CI:60:LEU:N	8:CI:60:LEU:HD23	2.35	0.41
17:CR:31:TYR:CG	17:CR:54:LEU:HD11	2.56	0.41
19:CT:75:LYS:O	19:CT:78:LEU:HB2	2.20	0.41
23:DB:2883:A:OP1	31:D0:48:TYR:CE1	2.74	0.41
36:D2:21:ARG:HD2	36:D2:43:THR:CG2	2.42	0.41
32:D4:22:VAL:O	32:D4:24:ARG:HG3	2.20	0.41
53:D6:154:THR:HG23	53:D6:155:LYS:H	1.83	0.41
53:D6:174:GLN:HG2	53:D6:178:LYS:HE2	2.03	0.41
22:DA:116:G:H4'	43:DO:54:VAL:HG13	2.02	0.41
23:DB:1040:A:O2'	23:DB:1041:G:H5'	2.21	0.41
23:DB:973:A:H1'	23:DB:1188:U:C6	2.56	0.41
23:DB:1575:C:O2'	23:DB:1576:U:H5'	2.21	0.41
23:DB:1945:G:H2'	23:DB:1946:U:C6	2.56	0.41
23:DB:1970:A:H1'	23:DB:1972:G:C8	2.56	0.41
23:DB:2071:A:H2'	23:DB:2072:C:H6	1.83	0.41
23:DB:2083:G:H2'	23:DB:2084:C:H6	1.85	0.41
23:DB:2320:U:O2'	23:DB:2322:A:N7	2.48	0.41
23:DB:2795:C:O5'	23:DB:2795:C:H6	2.04	0.41
23:DB:527:C:O2	23:DB:527:C:O4'	2.36	0.41
23:DB:569:U:H2'	23:DB:570:G:O4'	2.21	0.41
23:DB:673:C:C2'	23:DB:674:G:H5'	2.51	0.41
23:DB:799:G:C6	23:DB:800:A:C6	3.09	0.41
23:DB:920:A:O2'	23:DB:921:C:H5'	2.20	0.41
23:DB:955:U:H5'	38:DM:86:LYS:HE2	2.02	0.41
25:DC:63:ILE:HD13	25:DC:63:ILE:HA	1.89	0.41
25:DC:69:ASN:HB3	25:DC:70:LYS:H	1.58	0.41
29:DE:176:ASP:OD1	29:DE:176:ASP:C	2.59	0.41
47:DF:137:PHE:HB2	47:DF:138:PRO:CD	2.46	0.41
47:DF:35:LEU:HD13	47:DF:56:LEU:CD1	2.45	0.41
47:DF:38:GLY:HA2	47:DF:85:GLY:HA3	2.03	0.41
48:DG:116:LEU:HD23	48:DG:120:ILE:HD13	2.02	0.41
40:DH:9:VAL:HB	40:DH:13:GLY:CA	2.50	0.41
42:DN:25:ALA:HA	42:DN:44:LEU:HD11	2.03	0.41
42:DN:22:ARG:HG3	42:DN:70:THR:HA	2.02	0.41
43:DO:55:GLU:O	43:DO:56:LYS:C	2.58	0.41
44:DQ:91:ARG:HH12	49:DR:10:LYS:HA	1.85	0.41
45:DS:13:SER:CB	45:DS:16:LYS:HE3	2.51	0.41

Continued on next page...

Continued from previous page...

Atom-1	Atom-2	Interatomic distance (Å)	Clash overlap (Å)
50:DT:27:SER:O	50:DT:28:ASN:CB	2.69	0.41
52:DW:57:THR:O	52:DW:59:PHE:N	2.54	0.41
22:DA:83:G:OP1	30:DY:16:LEU:HD21	2.21	0.41
1:AA:1301:U:O2	1:AA:1301:U:C2'	2.67	0.41
1:AA:1419:G:H2'	1:AA:1420:U:C6	2.56	0.41
1:AA:1436:U:H2'	1:AA:1437:A:C8	2.55	0.41
1:AA:555:U:H2'	1:AA:556:C:C6	2.56	0.41
1:AA:765:G:O6	1:AA:811:C:C5	2.74	0.41
1:AA:852:G:H2'	1:AA:853:C:C6	2.56	0.41
1:AA:987:G:H2'	1:AA:988:G:C8	2.55	0.41
3:AD:182:LYS:HB3	3:AD:182:LYS:NZ	2.36	0.41
3:AD:90:LEU:HD21	3:AD:196:GLU:HB3	2.03	0.41
4:AE:87:VAL:HG23	4:AE:92:ARG:HA	2.02	0.41
5:AF:54:LEU:N	5:AF:54:LEU:HD22	2.36	0.41
5:AF:70:VAL:HG23	5:AF:71:ILE:H	1.85	0.41
5:AF:37:HIS:ND1	5:AF:95:ALA:HB1	2.36	0.41
8:AI:11:ARG:HA	8:AI:105:ARG:CZ	2.50	0.41
9:AJ:6:ILE:O	9:AJ:75:ASP:HA	2.21	0.41
11:AL:98:ARG:NH2	11:AL:104:SER:OG	2.54	0.41
12:AM:65:GLU:O	12:AM:66:GLY:C	2.59	0.41
13:AN:50:LEU:HG	13:AN:51:PRO:N	2.36	0.41
13:AN:88:MET:C	13:AN:90:GLY:H	2.23	0.41
53:B6:39:LEU:CG	53:B6:40:HIS:N	2.83	0.41
53:B6:68:VAL:HG11	53:B6:79:ILE:HG21	2.02	0.41
23:BB:1161:C:H2'	23:BB:1162:G:C8	2.56	0.41
23:BB:132:G:O2'	23:BB:133:U:H5'	2.21	0.41
23:BB:1551:A:H5''	23:BB:1552:A:OP2	2.20	0.41
23:BB:1657:U:H4'	26:BD:138:LEU:CB	2.49	0.41
23:BB:1821:A:H2'	23:BB:1822:C:C6	2.56	0.41
23:BB:1945:G:C4	23:BB:1946:U:C5	3.09	0.41
1:AA:1418:A:H2	23:BB:1948:G:N3	2.19	0.41
23:BB:1956:U:C2'	23:BB:1957:C:H5'	2.51	0.41
23:BB:2010:G:H2'	23:BB:2011:U:H6	1.85	0.41
23:BB:2233:U:H2'	23:BB:2234:G:C8	2.55	0.41
23:BB:2259:U:H1'	23:BB:2427:C:C2	2.56	0.41
23:BB:2291:U:OP1	23:BB:2381:A:H5'	2.21	0.41
23:BB:2361:G:OP1	34:B3:25:HIS:HA	2.21	0.41
23:BB:2408:U:H2'	23:BB:2409:G:C8	2.55	0.41
23:BB:2515:C:O2'	23:BB:2516:A:H5'	2.20	0.41
23:BB:2586:U:H2'	23:BB:2587:A:C8	2.56	0.41
23:BB:2636:C:H2'	23:BB:2637:U:H6	1.86	0.41

Continued on next page...

Continued from previous page...

Atom-1	Atom-2	Interatomic distance (Å)	Clash overlap (Å)
23:BB:2669:G:O2'	23:BB:2670:A:H5'	2.21	0.41
23:BB:2747:G:H2'	23:BB:2748:A:C8	2.55	0.41
23:BB:26:G:H2'	23:BB:27:G:O4'	2.21	0.41
23:BB:2800:A:C2'	23:BB:2801:G:O4'	2.65	0.41
23:BB:57:C:H2'	23:BB:58:G:C8	2.55	0.41
23:BB:633:A:H2'	23:BB:634:C:O4'	2.20	0.41
23:BB:665:U:O2'	23:BB:666:A:H5'	2.21	0.41
23:BB:974:G:O5'	23:BB:1186:G:N2	2.50	0.41
25:BC:154:ALA:HB2	25:BC:161:VAL:HG23	2.02	0.41
25:BC:17:LYS:H	25:BC:17:LYS:HG3	1.58	0.41
25:BC:80:LEU:HD23	25:BC:91:ALA:HB2	2.02	0.41
26:BD:117:GLY:O	26:BD:119:ALA:N	2.54	0.41
26:BD:13:ARG:HD2	28:BP:55:HIS:ND1	2.35	0.41
47:BF:49:LEU:HD13	47:BF:49:LEU:C	2.40	0.41
48:BG:148:ARG:HD3	48:BG:152:ARG:HD3	2.03	0.41
41:BJ:30:THR:HA	41:BJ:108:MET:SD	2.60	0.41
41:BJ:40:HIS:ND1	41:BJ:41:LYS:N	2.68	0.41
27:BK:109:SER:O	27:BK:113:MET:HG2	2.21	0.41
27:BK:58:LEU:CD1	27:BK:86:LEU:HB3	2.50	0.41
37:BL:50:PHE:O	37:BL:52:GLY:N	2.54	0.41
23:BB:1244:A:C5'	37:BL:8:PRO:HD3	2.40	0.41
37:BL:91:ASP:HB2	37:BL:94:THR:OG1	2.20	0.41
45:BS:3:THR:HG21	45:BS:58:ALA:HA	2.02	0.41
39:BX:29:ARG:CZ	50:BT:12:ARG:HE	2.34	0.41
35:BV:77:VAL:HG11	38:BM:136:MET:O	2.20	0.41
1:CA:1003:G:N2	1:CA:1005:A:C5'	2.83	0.41
1:CA:1084:G:H2'	1:CA:1085:U:C6	2.55	0.41
1:CA:1418:A:O4'	23:DB:1959:G:H4'	2.21	0.41
1:CA:213:G:H3'	1:CA:214:C:C6	2.55	0.41
1:CA:869:G:H4'	1:CA:872:A:C8	2.56	0.41
20:CB:125:PHE:C	20:CB:127:LYS:HE3	2.40	0.41
2:CC:149:LYS:HE2	2:CC:200:TRP:CZ3	2.54	0.41
2:CC:152:VAL:HA	2:CC:197:VAL:HG22	2.02	0.41
2:CC:53:ARG:HB3	2:CC:68:HIS:CD2	2.55	0.41
4:CE:117:ALA:HB3	4:CE:119:VAL:HG23	2.03	0.41
4:CE:55:VAL:N	4:CE:56:PRO:CD	2.84	0.41
5:CF:11:HIS:HA	5:CF:85:ILE:HD11	2.02	0.41
5:CF:81:ASN:HB3	5:CF:84:VAL:HG12	2.02	0.41
6:CG:151:ALA:HB3	6:CG:153:TYR:CE1	2.56	0.41
8:CI:129:ARG:O	8:CI:129:ARG:HD2	2.21	0.41
8:CI:21:LYS:O	8:CI:61:ASP:N	2.48	0.41

Continued on next page...

Continued from previous page...

Atom-1	Atom-2	Interatomic distance (Å)	Clash overlap (Å)
11:CL:22:ALA:O	11:CL:23:LEU:O	2.39	0.41
15:CP:20:VAL:HG21	15:CP:32:PHE:HB2	2.03	0.41
13:CN:40:ARG:HH11	18:CS:6:LYS:HB2	1.86	0.41
19:CT:47:GLN:O	19:CT:50:PHE:HB3	2.20	0.41
23:DB:686:U:H1'	36:D2:6:GLN:O	2.21	0.41
34:D3:28:LEU:HD21	34:D3:44:ARG:HA	2.03	0.41
53:D6:22:GLU:HG3	53:D6:22:GLU:H	1.54	0.41
53:D6:64:ARG:HA	53:D6:103:ILE:HB	2.02	0.41
53:D6:77:LYS:O	53:D6:81:LYS:HG3	2.21	0.41
22:DA:12:C:N3	52:DW:73:PRO:HG3	2.35	0.41
23:DB:512:G:OP2	23:DB:1235:G:H5'	2.20	0.41
23:DB:1348:C:H2'	23:DB:1349:C:H5'	2.03	0.41
23:DB:1549:A:H2'	23:DB:1550:C:H6	1.83	0.41
23:DB:1900:A:N1	23:DB:1970:A:C5	2.89	0.41
23:DB:960:A:H4'	23:DB:2457:U:H4'	2.02	0.41
23:DB:2756:U:H1'	23:DB:2757:A:H5''	2.02	0.41
23:DB:776:G:H4'	23:DB:777:G:C5'	2.50	0.41
25:DC:156:SER:HB3	25:DC:159:THR:HG21	2.03	0.41
26:DD:69:ALA:CA	26:DD:73:VAL:HB	2.51	0.41
47:DF:121:PHE:HD1	47:DF:127:TYR:OH	2.03	0.41
48:DG:26:LYS:HA	48:DG:32:LEU:H	1.86	0.41
40:DH:32:PRO:HA	51:DZ:39:TRP:CD1	2.56	0.41
24:DI:53:PRO:HG2	24:DI:77:VAL:HG11	2.01	0.41
24:DI:68:PHE:CD1	24:DI:68:PHE:N	2.89	0.41
27:DK:58:LEU:H	27:DK:58:LEU:HD23	1.83	0.41
37:DL:91:ASP:HB2	37:DL:94:THR:OG1	2.21	0.41
38:DM:19:GLY:H	38:DM:38:ARG:NH1	2.05	0.41
38:DM:54:THR:O	38:DM:56:ALA:N	2.53	0.41
26:DD:118:PHE:CE2	42:DN:1:MET:HB3	2.56	0.41
43:DO:36:TYR:HD2	43:DO:36:TYR:N	2.19	0.41
45:DS:108:SER:OG	45:DS:109:ASP:N	2.54	0.41
42:DN:107:ASN:ND2	45:DS:40:ASN:ND2	2.64	0.41
51:DZ:59:ILE:HG23	51:DZ:67:VAL:HG21	2.02	0.41
1:AA:1073:U:H4'	20:AB:104:LYS:CE	2.51	0.41
1:AA:1222:G:C2'	1:AA:1223:C:H5'	2.51	0.41
1:AA:1384:C:O2'	1:AA:1385:G:H5'	2.20	0.41
1:AA:426:U:H2'	1:AA:427:U:C6	2.56	0.41
1:AA:720:C:C5'	17:AR:40:PRO:HA	2.50	0.41
2:AC:141:MET:HA	2:AC:141:MET:CE	2.51	0.41
2:AC:63:ILE:HD11	2:AC:94:ALA:CB	2.50	0.41
3:AD:110:ARG:HG3	3:AD:110:ARG:NH1	2.35	0.41

Continued on next page...

Continued from previous page...

Atom-1	Atom-2	Interatomic distance (Å)	Clash overlap (Å)
3:AD:25:ARG:HB2	3:AD:26:ALA:H	1.65	0.41
4:AE:24:VAL:O	4:AE:25:LYS:C	2.59	0.41
4:AE:9:GLU:O	4:AE:40:ASP:HA	2.20	0.41
5:AF:31:GLY:C	5:AF:33:GLU:H	2.24	0.41
6:AG:119:LEU:O	6:AG:123:LEU:HG	2.21	0.41
6:AG:49:LEU:HA	6:AG:49:LEU:HD23	1.86	0.41
7:AH:25:THR:O	7:AH:26:MET:HE2	2.20	0.41
7:AH:74:ILE:O	7:AH:74:ILE:HG23	2.21	0.41
11:AL:79:ILE:C	11:AL:101:LEU:HD12	2.40	0.41
12:AM:15:VAL:O	12:AM:16:ILE:C	2.59	0.41
15:AP:36:VAL:HG13	15:AP:36:VAL:O	2.20	0.41
16:AQ:61:ARG:HG2	16:AQ:61:ARG:HH11	1.85	0.41
18:AS:23:GLU:HG3	18:AS:24:SER:H	1.86	0.41
21:AU:35:GLU:HB3	21:AU:36:PHE:H	1.51	0.41
31:B0:38:LEU:HD13	31:B0:41:HIS:CE1	2.56	0.41
36:B2:28:ARG:C	36:B2:30:VAL:N	2.73	0.41
34:B3:21:PHE:O	34:B3:22:LYS:HB3	2.20	0.41
32:B4:33:HIS:O	32:B4:35:GLN:N	2.54	0.41
23:BB:1056:G:H1'	23:BB:1103:A:N6	2.36	0.41
23:BB:1062:G:H2'	23:BB:1063:G:H8	1.85	0.41
23:BB:1106:G:H2'	23:BB:1107:G:H8	1.85	0.41
23:BB:1212:G:HO2'	23:BB:1213:A:P	2.43	0.41
23:BB:1259:G:H2'	23:BB:1260:A:C8	2.56	0.41
23:BB:1508:A:H3'	23:BB:1509:A:C5	2.55	0.41
23:BB:1733:G:H2'	23:BB:1734:G:H8	1.85	0.41
23:BB:1802:A:C6	23:BB:1817:G:N2	2.89	0.41
23:BB:2145:C:H3'	23:BB:2146:C:H5'	2.02	0.41
23:BB:2266:A:N3	23:BB:2272:U:H5	2.18	0.41
23:BB:2734:A:H2'	23:BB:2735:G:C5'	2.51	0.41
23:BB:809:G:O2'	23:BB:810:U:H5'	2.21	0.41
23:BB:928:A:H2'	23:BB:929:U:C6	2.55	0.41
23:BB:991:C:H2'	23:BB:992:C:H6	1.86	0.41
23:BB:996:A:H4'	44:BQ:91:ARG:CZ	2.51	0.41
25:BC:151:GLY:C	25:BC:152:GLN:HG3	2.40	0.41
25:BC:259:ASN:C	25:BC:261:ARG:H	2.23	0.41
26:BD:90:PHE:O	26:BD:91:THR:C	2.59	0.41
47:BF:118:ALA:HA	47:BF:176:PHE:HE2	1.86	0.41
47:BF:3:LEU:HD13	47:BF:3:LEU:O	2.21	0.41
24:BI:37:PHE:HZ	24:BI:56:VAL:HG11	1.86	0.41
41:BJ:21:THR:C	41:BJ:23:LYS:N	2.74	0.41
27:BK:35:VAL:CG2	27:BK:36:GLY:H	2.08	0.41

Continued on next page...

Continued from previous page...

Atom-1	Atom-2	Interatomic distance (Å)	Clash overlap (Å)
38:BM:124:LEU:HA	38:BM:125:PRO:HD3	1.89	0.41
38:BM:58:LYS:O	38:BM:59:ARG:HB3	2.21	0.41
42:BN:34:ILE:HB	42:BN:113:ILE:CG2	2.46	0.41
42:BN:8:ARG:HB2	42:BN:8:ARG:HE	1.61	0.41
43:BO:20:GLU:OE2	43:BO:21:LEU:N	2.54	0.41
43:BO:18:LEU:HD11	43:BO:91:SER:HB3	2.02	0.41
44:BQ:111:LYS:HZ2	44:BQ:111:LYS:HB2	1.86	0.41
49:BR:49:ILE:HD13	49:BR:53:PHE:N	2.36	0.41
49:BR:86:GLN:HE21	49:BR:86:GLN:HB2	1.54	0.41
45:BS:4:ILE:HG22	45:BS:106:VAL:HA	2.02	0.41
45:BS:33:LEU:HG	45:BS:51:LEU:CD2	2.50	0.41
23:BB:747:U:OP2	45:BS:90:LYS:HD2	2.21	0.41
39:BX:31:GLN:HG2	39:BX:37:LEU:H	1.86	0.41
39:BX:56:LEU:O	39:BX:57:LEU:CB	2.67	0.41
22:BA:83:G:P	30:BY:16:LEU:HD21	2.60	0.41
1:CA:1251:A:O2'	1:CA:1252:A:H5'	2.21	0.41
1:CA:1295:U:H2'	1:CA:1296:C:C6	2.55	0.41
1:CA:1381:U:O2'	1:CA:1382:C:H5'	2.21	0.41
1:CA:34:C:H2'	1:CA:35:G:C8	2.56	0.41
1:CA:693:G:H2'	1:CA:694:A:O4'	2.21	0.41
1:CA:720:C:O5'	1:CA:720:C:H6	2.03	0.41
1:CA:891:U:O2'	1:CA:892:A:H5'	2.21	0.41
20:CB:147:LEU:O	20:CB:148:GLY:C	2.60	0.41
20:CB:20:ARG:CZ	20:CB:20:ARG:HB3	2.51	0.41
20:CB:35:ASN:ND2	20:CB:36:LYS:HE2	2.36	0.41
3:CD:87:GLU:OE1	3:CD:91:ALA:HB2	2.20	0.41
5:CF:4:TYR:CE2	5:CF:71:ILE:HD13	2.55	0.41
6:CG:19:SER:OG	6:CG:22:LEU:HB2	2.21	0.41
7:CH:29:SER:O	7:CH:33:VAL:HG23	2.21	0.41
7:CH:58:LEU:CD2	7:CH:60:LEU:HB2	2.51	0.41
7:CH:82:LEU:O	7:CH:82:LEU:HD13	2.21	0.41
12:CM:94:LEU:C	12:CM:108:ARG:HG2	2.41	0.41
14:CO:46:HIS:O	14:CO:48:LYS:N	2.47	0.41
18:CS:50:VAL:HG22	18:CS:70:LEU:HD21	2.03	0.41
21:CU:23:GLU:HA	21:CU:27:VAL:HG21	2.02	0.41
33:D1:3:GLY:C	33:D1:5:ARG:N	2.73	0.41
32:D4:33:HIS:O	32:D4:35:GLN:N	2.54	0.41
22:DA:13:G:C5	22:DA:70:C:H4'	2.56	0.41
23:DB:86:G:O2'	23:DB:104:A:H4'	2.20	0.41
23:DB:1082:U:C4	23:DB:1086:A:N1	2.85	0.41
23:DB:1357:C:H2'	23:DB:1358:G:C8	2.56	0.41

Continued on next page...

Continued from previous page...

Atom-1	Atom-2	Interatomic distance (Å)	Clash overlap (Å)
23:DB:1369:G:O2'	23:DB:1370:C:H5'	2.21	0.41
23:DB:1370:C:H2'	23:DB:1371:G:C8	2.55	0.41
23:DB:182:A:H2'	23:DB:183:C:C6	2.56	0.41
23:DB:2338:C:O2'	23:DB:2339:C:H5'	2.21	0.41
23:DB:2368:C:H2'	23:DB:2369:A:C8	2.55	0.41
23:DB:2064:C:H1'	23:DB:2450:A:C5	2.56	0.41
23:DB:2830:C:O4'	23:DB:2836:U:H5'	2.21	0.41
23:DB:2853:C:H2'	23:DB:2854:G:H8	1.86	0.41
23:DB:816:C:O2'	23:DB:817:C:H5'	2.21	0.41
23:DB:910:A:H2'	23:DB:911:A:C8	2.56	0.41
25:DC:259:ASN:C	25:DC:261:ARG:H	2.24	0.41
25:DC:64:VAL:HG11	25:DC:66:PHE:CZ	2.56	0.41
29:DE:147:LEU:O	29:DE:168:ASP:O	2.38	0.41
29:DE:69:ARG:O	29:DE:70:SER:OG	2.35	0.41
48:DG:148:ARG:HB2	48:DG:152:ARG:HH21	1.85	0.41
24:DI:14:ALA:HB3	24:DI:51:GLY:H	1.86	0.41
41:DJ:101:ILE:O	41:DJ:105:VAL:HG22	2.20	0.41
27:DK:108:ARG:O	27:DK:113:MET:HE3	2.21	0.41
37:DL:111:ILE:N	37:DL:111:ILE:HD13	2.35	0.41
37:DL:18:ARG:C	37:DL:19:LEU:HD12	2.41	0.41
38:DM:100:LYS:HD3	38:DM:101:VAL:H	1.86	0.41
43:DO:105:ALA:HA	43:DO:108:ASP:OD2	2.21	0.41
49:DR:31:GLU:O	49:DR:63:VAL:HG22	2.21	0.41
50:DT:14:PRO:HA	50:DT:32:LEU:HB2	2.02	0.41
35:DV:1:MET:HB3	35:DV:59:GLU:OE1	2.21	0.41
51:DZ:64:ILE:CD1	51:DZ:64:ILE:H	2.27	0.41
1:AA:108:G:N3	1:AA:108:G:O4'	2.53	0.41
1:AA:1131:G:O2'	1:AA:1132:C:H5'	2.20	0.41
1:AA:1188:A:H2'	1:AA:1189:U:O4'	2.21	0.41
1:AA:126:G:H4'	1:AA:634:C:O2	2.21	0.41
1:AA:1394:A:C5	1:AA:1501:C:H4'	2.56	0.41
1:AA:1522:U:H2'	1:AA:1523:G:H8	1.85	0.41
1:AA:321:A:O2'	1:AA:322:C:H5'	2.20	0.41
1:AA:659:U:O2'	1:AA:660:C:H5'	2.21	0.41
1:AA:675:A:O2'	1:AA:676:A:H5'	2.21	0.41
1:AA:908:A:H2'	1:AA:909:A:H8	1.85	0.41
1:AA:947:G:H5''	12:AM:106:ARG:HB2	2.02	0.41
20:AB:124:THR:HA	20:AB:127:LYS:HZ2	1.86	0.41
20:AB:150:ILE:O	20:AB:151:LYS:C	2.60	0.41
2:AC:155:ARG:H	2:AC:162:ALA:CA	2.34	0.41
6:AG:142:ARG:HH11	6:AG:142:ARG:CB	2.26	0.41

Continued on next page...

Continued from previous page...

Atom-1	Atom-2	Interatomic distance (Å)	Clash overlap (Å)
7:AH:93:LYS:HG3	7:AH:116:ARG:NH2	2.36	0.41
7:AH:34:ALA:O	7:AH:38:VAL:HG23	2.21	0.41
8:AI:90:ASP:HB3	8:AI:93:LEU:CD2	2.51	0.41
10:AK:13:LYS:HD2	10:AK:76:TYR:HE2	1.86	0.41
12:AM:78:ARG:HA	12:AM:81:ASP:OD2	2.20	0.41
21:AU:3:ILE:HD12	21:AU:19:LYS:HA	2.01	0.41
23:BB:1079:C:C2	23:BB:1080:A:C8	3.09	0.41
23:BB:1081:U:O2'	23:BB:1082:U:H5'	2.21	0.41
23:BB:1411:U:O2'	23:BB:1412:U:H5'	2.21	0.41
23:BB:2049:G:C2'	23:BB:2050:C:H5'	2.51	0.41
23:BB:2261:C:O2'	23:BB:2262:U:H5'	2.21	0.41
23:BB:2338:C:O2'	23:BB:2339:C:H5'	2.20	0.41
23:BB:2452:C:H2'	23:BB:2453:A:C8	2.56	0.41
23:BB:2507:C:C2	23:BB:2583:G:C2	3.08	0.41
23:BB:2823:A:O2'	23:BB:2824:C:H5'	2.21	0.41
23:BB:675:A:P	29:BE:60:TRP:HZ2	2.44	0.41
23:BB:729:G:H2'	23:BB:729:G:N3	2.35	0.41
23:BB:77:G:H2'	23:BB:78:U:O4'	2.21	0.41
23:BB:794:A:H2'	23:BB:795:C:H6	1.85	0.41
26:BD:107:VAL:N	26:BD:206:ALA:H	2.19	0.41
23:BB:2571:U:O3'	26:BD:151:THR:HB	2.20	0.41
26:BD:40:LEU:HA	26:BD:45:TYR:N	2.36	0.41
26:BD:91:THR:HG23	26:BD:92:VAL:N	2.28	0.41
23:BB:616:A:H4'	29:BE:101:TYR:CZ	2.56	0.41
29:BE:172:ALA:O	29:BE:199:MET:HE3	2.20	0.41
29:BE:33:VAL:O	29:BE:36:ALA:HB3	2.21	0.41
47:BF:1:ALA:O	47:BF:2:LYS:C	2.59	0.41
47:BF:7:TYR:HA	47:BF:11:VAL:HB	2.02	0.41
40:BH:5:LEU:HD11	40:BH:12:LEU:O	2.21	0.41
41:BJ:110:PRO:HB2	41:BJ:111:LYS:HE3	2.02	0.41
41:BJ:102:GLU:HG3	41:BJ:124:VAL:HG11	2.02	0.41
38:BM:17:ASN:HD22	38:BM:17:ASN:HA	1.70	0.41
42:BN:74:GLU:O	42:BN:77:ALA:HB3	2.21	0.41
49:BR:78:ARG:HG3	49:BR:78:ARG:HH21	1.86	0.41
45:BS:46:LEU:O	45:BS:50:VAL:HG23	2.21	0.41
50:BT:39:THR:HG23	50:BT:42:GLU:H	1.86	0.41
39:BX:41:HIS:CD2	39:BX:41:HIS:N	2.89	0.41
51:BZ:77:LYS:O	51:BZ:78:TYR:HB3	2.21	0.41
1:CA:17:U:H4'	1:CA:1079:G:O2'	2.20	0.41
1:CA:1077:G:N2	1:CA:1080:A:OP2	2.39	0.41
1:CA:1211:U:H1'	1:CA:1213:A:C2	2.56	0.41

Continued on next page...

Continued from previous page...

Atom-1	Atom-2	Interatomic distance (Å)	Clash overlap (Å)
1:CA:1221:G:OP1	1:CA:1321:U:N3	2.52	0.41
1:CA:1226:C:H5'	12:CM:94:LEU:CD1	2.51	0.41
1:CA:1394:A:C5	1:CA:1501:C:H4'	2.56	0.41
1:CA:213:G:H2'	1:CA:213:G:N3	2.35	0.41
1:CA:239:U:H6	1:CA:239:U:H5'	1.86	0.41
1:CA:420:U:C2'	1:CA:421:U:H5''	2.51	0.41
1:CA:729:A:H2'	1:CA:730:G:C8	2.56	0.41
1:CA:987:G:H2'	1:CA:988:G:C8	2.56	0.41
20:CB:185:ILE:HG12	20:CB:199:ILE:HG21	2.03	0.41
2:CC:109:GLU:HG2	2:CC:139:ASN:HB3	2.03	0.41
2:CC:13:ILE:C	2:CC:15:LYS:N	2.75	0.41
2:CC:2:GLN:HE22	2:CC:3:LYS:HZ2	1.67	0.41
2:CC:63:ILE:HD11	2:CC:94:ALA:CB	2.51	0.41
4:CE:93:VAL:HG22	4:CE:126:ALA:CB	2.50	0.41
6:CG:63:VAL:HG12	6:CG:127:ALA:HB1	2.02	0.41
10:CK:36:ARG:CG	10:CK:36:ARG:HH11	2.34	0.41
15:CP:52:LEU:HD21	15:CP:75:ILE:HA	2.03	0.41
19:CT:4:LYS:HE3	19:CT:6:ALA:H	1.85	0.41
31:D0:38:LEU:HD23	31:D0:39:ARG:N	2.36	0.41
33:D1:26:LYS:HD2	33:D1:30:PRO:HA	2.02	0.41
33:D1:28:THR:C	33:D1:30:PRO:HD3	2.42	0.41
23:DB:1248:G:OP1	44:DQ:1:ALA:HB3	2.21	0.41
23:DB:1419:A:H2'	23:DB:1421:G:C8	2.56	0.41
23:DB:1434:A:H62	23:DB:1558:C:N4	2.18	0.41
23:DB:1765:U:H2'	23:DB:1766:G:C8	2.56	0.41
23:DB:1819:A:OP1	25:DC:154:ALA:HA	2.21	0.41
23:DB:1856:U:C2'	23:DB:1857:G:H5'	2.51	0.41
23:DB:1940:U:O4'	23:DB:1940:U:O2	2.38	0.41
23:DB:572:A:C2	23:DB:2033:A:C2	3.09	0.41
23:DB:2108:A:OP2	23:DB:2108:A:C8	2.74	0.41
23:DB:2230:G:H2'	23:DB:2231:U:H6	1.85	0.41
23:DB:2544:G:H1'	23:DB:2646:C:H5'	2.02	0.41
23:DB:2659:G:O2'	23:DB:2661:G:N7	2.45	0.41
23:DB:2743:U:H2'	23:DB:2744:G:H5''	2.03	0.41
23:DB:2882:A:C3'	23:DB:2883:A:H5''	2.52	0.41
23:DB:620:G:N3	23:DB:620:G:H5'	2.35	0.41
23:DB:675:A:OP1	29:DE:60:TRP:CZ2	2.74	0.41
23:DB:775:G:H4'	23:DB:776:G:H5'	2.02	0.41
23:DB:853:C:H2'	23:DB:854:C:H6	1.86	0.41
23:DB:856:G:H2'	23:DB:857:G:C8	2.56	0.41
25:DC:76:VAL:HA	25:DC:113:ASP:O	2.21	0.41

Continued on next page...

Continued from previous page...

Atom-1	Atom-2	Interatomic distance (Å)	Clash overlap (Å)
26:DD:159:LYS:HZ3	26:DD:159:LYS:HA	1.86	0.41
26:DD:159:LYS:O	26:DD:161:MET:HG2	2.20	0.41
29:DE:130:LYS:O	29:DE:132:LYS:N	2.53	0.41
29:DE:5:LEU:HD22	29:DE:122:GLU:HG3	2.02	0.41
47:DF:49:LEU:HD13	47:DF:49:LEU:C	2.41	0.41
40:DH:90:LEU:HD22	40:DH:122:LEU:O	2.20	0.41
40:DH:128:HIS:O	40:DH:144:VAL:HG22	2.21	0.41
24:DI:129:GLU:O	24:DI:133:ARG:HG3	2.21	0.41
24:DI:5:GLN:O	24:DI:6:ALA:CB	2.69	0.41
41:DJ:36:LEU:HD12	41:DJ:121:LYS:HB2	2.03	0.41
37:DL:59:ARG:O	37:DL:61:LEU:N	2.54	0.41
42:DN:61:ALA:C	42:DN:63:ARG:H	2.22	0.41
28:DP:114:ASN:HD22	28:DP:114:ASN:HA	1.53	0.41
28:DP:19:PHE:HE2	28:DP:25:VAL:HG11	1.85	0.41
28:DP:96:LEU:O	28:DP:99:LEU:HB2	2.21	0.41
45:DS:3:THR:HG21	45:DS:58:ALA:HA	2.02	0.41
45:DS:99:ARG:HE	45:DS:99:ARG:HB3	1.55	0.41
50:DT:25:GLU:C	50:DT:27:SER:N	2.74	0.41
50:DT:31:VAL:C	50:DT:32:LEU:HD23	2.42	0.41
50:DT:47:VAL:HG12	50:DT:47:VAL:O	2.21	0.41
1:AA:1206:G:O2'	1:AA:1207:G:H5'	2.22	0.40
1:AA:1243:C:O2'	1:AA:1244:G:H5'	2.21	0.40
1:AA:207:C:H3'	1:AA:208:U:C5	2.56	0.40
1:AA:213:G:H3'	1:AA:214:C:C6	2.55	0.40
1:AA:238:A:H3'	1:AA:239:U:H5''	2.04	0.40
1:AA:592:G:H2'	1:AA:593:U:O4'	2.21	0.40
1:AA:791:G:C6	1:AA:792:A:N7	2.89	0.40
1:AA:902:G:O2'	1:AA:903:G:H5'	2.20	0.40
20:AB:46:VAL:HA	20:AB:49:PHE:HD2	1.84	0.40
3:AD:34:GLU:O	3:AD:34:GLU:CG	2.68	0.40
8:AI:79:ARG:O	8:AI:83:THR:HG22	2.21	0.40
12:AM:12:LYS:HB3	12:AM:13:HIS:H	1.71	0.40
13:AN:52:ARG:HB3	13:AN:53:ASP:H	1.73	0.40
14:AO:26:GLU:HA	14:AO:81:LEU:HD11	2.02	0.40
15:AP:61:VAL:CA	15:AP:65:ALA:HB3	2.48	0.40
16:AQ:57:VAL:HB	16:AQ:79:GLU:CB	2.51	0.40
18:AS:33:TRP:C	18:AS:35:ARG:H	2.24	0.40
19:AT:67:HIS:CE1	19:AT:68:LYS:HE3	2.55	0.40
32:B4:11:CYS:SG	32:B4:12:ARG:N	2.94	0.40
32:B4:22:VAL:O	32:B4:24:ARG:HG3	2.21	0.40
22:BA:16:G:C5	22:BA:69:G:C2	3.09	0.40

Continued on next page...

Continued from previous page...

Atom-1	Atom-2	Interatomic distance (Å)	Clash overlap (Å)
22:BA:97:C:H2'	22:BA:98:G:H5'	2.03	0.40
23:BB:70:G:O2'	23:BB:113:U:H4'	2.21	0.40
23:BB:1171:G:C4	23:BB:1172:C:H1'	2.55	0.40
23:BB:1184:U:O2'	23:BB:1185:G:H5'	2.20	0.40
23:BB:122:G:O2'	23:BB:123:G:H5'	2.21	0.40
23:BB:1825:U:H2'	23:BB:1826:G:C8	2.56	0.40
23:BB:2231:U:H2'	23:BB:2232:C:C6	2.56	0.40
23:BB:2538:C:O2'	23:BB:2539:C:H5'	2.21	0.40
23:BB:2557:G:C6	23:BB:2558:C:N4	2.89	0.40
23:BB:2579:C:H1'	26:BD:130:GLN:NE2	2.28	0.40
23:BB:2722:G:O2'	23:BB:2723:C:H5'	2.21	0.40
23:BB:2760:C:H2'	23:BB:2761:A:H5'	2.03	0.40
23:BB:278:A:C2'	23:BB:278:A:N3	2.83	0.40
23:BB:1:G:C2	23:BB:2:G:N7	2.89	0.40
23:BB:41:C:O2'	23:BB:42:A:H5'	2.21	0.40
23:BB:651:G:O2'	23:BB:652:U:H5'	2.21	0.40
41:BJ:43:GLU:O	41:BJ:45:THR:HG22	2.21	0.40
27:BK:111:LYS:HD3	27:BK:111:LYS:N	2.36	0.40
27:BK:99:ILE:N	27:BK:118:LEU:HD23	2.34	0.40
43:BO:36:TYR:HD2	43:BO:36:TYR:N	2.19	0.40
44:BQ:93:ILE:HG23	44:BQ:94:LEU:CD2	2.50	0.40
50:BT:21:SER:O	50:BT:25:GLU:HB2	2.21	0.40
46:BU:60:LYS:HG3	46:BU:61:GLU:H	1.87	0.40
1:CA:1140:C:O2'	1:CA:1141:C:H5'	2.21	0.40
1:CA:1413:A:N6	1:CA:1488:G:C6	2.89	0.40
1:CA:768:A:H4'	1:CA:1523:G:N2	2.37	0.40
1:CA:501:C:H1'	1:CA:549:C:H1'	2.03	0.40
1:CA:665:A:H2'	1:CA:732:C:O2	2.21	0.40
1:CA:675:A:H2'	1:CA:676:A:H8	1.86	0.40
1:CA:16:A:N1	1:CA:919:A:C2	2.89	0.40
1:CA:981:U:P	13:CN:5:MET:HE1	2.61	0.40
1:CA:1112:C:O2	2:CC:178:ARG:HB3	2.20	0.40
3:CD:25:ARG:O	3:CD:26:ALA:HB3	2.21	0.40
6:CG:119:LEU:O	6:CG:123:LEU:HG	2.21	0.40
6:CG:16:LYS:HB3	6:CG:43:TYR:CE1	2.56	0.40
7:CH:72:GLU:CD	7:CH:72:GLU:N	2.75	0.40
8:CI:27:ILE:CB	8:CI:34:LEU:HB2	2.48	0.40
8:CI:33:SER:CB	8:CI:36:GLN:HB2	2.49	0.40
10:CK:28:ASN:HD22	10:CK:46:ALA:HB3	1.81	0.40
11:CL:13:ARG:H	11:CL:13:ARG:HG2	1.72	0.40
12:CM:68:LEU:O	12:CM:72:ILE:HB	2.22	0.40

Continued on next page...

Continued from previous page...

Atom-1	Atom-2	Interatomic distance (Å)	Clash overlap (Å)
14:CO:70:LEU:HD12	14:CO:78:TYR:CB	2.51	0.40
17:CR:38:ILE:CG2	17:CR:58:ILE:HG21	2.50	0.40
18:CS:46:LEU:O	18:CS:60:PHE:HA	2.21	0.40
19:CT:82:ILE:O	19:CT:85:LEU:HD22	2.21	0.40
53:D6:87:ASP:OD2	53:D6:88:LEU:HD12	2.21	0.40
22:DA:67:G:O2'	22:DA:68:C:H5'	2.21	0.40
23:DB:1215:G:H2'	23:DB:1216:G:H8	1.86	0.40
23:DB:1249:U:O4'	44:DQ:3:VAL:HG21	2.21	0.40
23:DB:1372:U:H4'	23:DB:2213:U:O2	2.21	0.40
23:DB:1373:A:H4'	23:DB:2212:A:N3	2.36	0.40
23:DB:15:G:O2'	23:DB:16:C:H5'	2.21	0.40
23:DB:1754:A:N1	23:DB:2716:C:O2'	2.55	0.40
23:DB:2352:A:C2'	23:DB:2353:G:H5'	2.51	0.40
23:DB:2597:G:C6	23:DB:2598:A:N6	2.89	0.40
23:DB:2798:U:H1'	23:DB:2800:A:H61	1.77	0.40
23:DB:319:G:H2'	23:DB:320:A:O4'	2.21	0.40
23:DB:48:G:O3'	23:DB:51:G:H5'	2.21	0.40
23:DB:545:U:C6	23:DB:546:U:H1'	2.56	0.40
23:DB:555:G:HO2'	23:DB:556:A:H8	1.67	0.40
23:DB:717:C:C3'	23:DB:718:A:H5''	2.48	0.40
23:DB:877:A:C2	23:DB:901:C:N4	2.89	0.40
25:DC:108:GLY:C	25:DC:110:LYS:H	2.24	0.40
23:DB:2595:G:H1	25:DC:238:ASN:ND2	2.19	0.40
25:DC:30:ALA:O	25:DC:32:LEU:N	2.48	0.40
26:DD:136:ASN:HD21	26:DD:140:HIS:N	2.19	0.40
26:DD:116:LYS:HB2	26:DD:165:MET:HB3	2.03	0.40
29:DE:126:VAL:HG21	29:DE:133:LEU:HB2	2.03	0.40
47:DF:168:LEU:O	47:DF:169:LEU:HB2	2.20	0.40
47:DF:33:ILE:HG21	47:DF:98:PHE:CE2	2.55	0.40
40:DH:112:LYS:O	40:DH:112:LYS:HG3	2.21	0.40
24:DI:10:LEU:C	24:DI:10:LEU:HD12	2.40	0.40
27:DK:54:LYS:H	27:DK:54:LYS:CD	2.31	0.40
37:DL:70:LYS:HE3	37:DL:107:PHE:HE2	1.86	0.40
42:DN:52:ILE:HD13	42:DN:87:PHE:CE2	2.56	0.40
45:DS:14:ALA:C	45:DS:16:LYS:H	2.25	0.40
50:DT:39:THR:O	50:DT:40:LYS:HB2	2.21	0.40
50:DT:40:LYS:HG2	50:DT:60:THR:CG2	2.51	0.40
50:DT:59:ASN:O	50:DT:83:ALA:O	2.39	0.40
46:DU:12:VAL:HG22	46:DU:69:VAL:CG1	2.42	0.40
1:AA:1028:C:H3'	1:AA:1029:U:C6	2.57	0.40
1:AA:1164:G:H2'	1:AA:1165:U:C6	2.56	0.40

Continued on next page...

Continued from previous page...

Atom-1	Atom-2	Interatomic distance (Å)	Clash overlap (Å)
1:AA:1236:A:H2'	1:AA:1237:C:C6	2.56	0.40
1:AA:1242:G:H2'	1:AA:1243:C:H6	1.86	0.40
1:AA:927:G:N1	1:AA:1391:U:C2	2.89	0.40
1:AA:36:C:H2'	1:AA:37:U:O4'	2.22	0.40
1:AA:370:C:H2'	1:AA:371:A:C8	2.55	0.40
1:AA:370:C:H2'	1:AA:371:A:H8	1.85	0.40
1:AA:375:U:OP1	15:AP:70:ARG:NH1	2.53	0.40
1:AA:455:G:H2'	1:AA:456:A:H8	1.87	0.40
1:AA:734:G:H21	17:AR:63:TYR:HE1	1.59	0.40
1:AA:82:G:H1'	1:AA:89:U:O4'	2.21	0.40
20:AB:143:LEU:O	20:AB:147:LEU:N	2.53	0.40
2:AC:126:ARG:HH21	2:AC:191:THR:CG2	2.31	0.40
1:AA:1080:A:OP1	4:AE:49:TYR:HE2	2.04	0.40
5:AF:22:ILE:O	5:AF:26:THR:HG23	2.21	0.40
5:AF:46:GLN:CD	5:AF:47:LEU:H	2.24	0.40
7:AH:39:LEU:CD2	7:AH:128:VAL:HG21	2.52	0.40
7:AH:94:VAL:HG12	7:AH:99:GLY:HA3	2.03	0.40
8:AI:10:ARG:HA	8:AI:14:SER:O	2.21	0.40
8:AI:66:VAL:CG1	8:AI:74:GLN:HG3	2.51	0.40
9:AJ:21:ALA:O	9:AJ:25:ILE:HG13	2.22	0.40
9:AJ:57:VAL:O	9:AJ:58:ASN:HB2	2.21	0.40
10:AK:51:PHE:O	10:AK:51:PHE:HD1	2.03	0.40
12:AM:37:GLY:O	12:AM:38:ILE:HD13	2.22	0.40
12:AM:52:ILE:HA	12:AM:55:LEU:HG	2.02	0.40
31:B0:51:ARG:O	31:B0:52:LYS:HB2	2.22	0.40
23:BB:1210:G:C5'	23:BB:1212:G:H5'	2.50	0.40
23:BB:1586:A:H8	23:BB:1586:A:O5'	2.04	0.40
23:BB:1819:A:OP1	25:BC:154:ALA:HA	2.22	0.40
23:BB:2026:U:C2	23:BB:2027:G:C8	3.09	0.40
23:BB:2231:U:H2'	23:BB:2232:C:O4'	2.21	0.40
23:BB:858:G:N2	23:BB:2269:G:OP2	2.54	0.40
23:BB:2353:G:H1'	52:BW:30:VAL:HG12	2.01	0.40
23:BB:409:G:H2'	23:BB:410:G:C8	2.56	0.40
23:BB:547:A:H2'	23:BB:547:A:N3	2.36	0.40
23:BB:679:C:H2'	23:BB:680:C:C6	2.56	0.40
25:BC:64:VAL:HG11	25:BC:66:PHE:CZ	2.56	0.40
29:BE:170:ARG:HH22	29:BE:176:ASP:HB3	1.86	0.40
41:BJ:112:GLY:N	41:BJ:113:PRO:HD2	2.23	0.40
41:BJ:19:ASP:OD2	41:BJ:58:ASN:HB2	2.21	0.40
41:BJ:38:GLY:CA	41:BJ:51:GLY:HA2	2.51	0.40
27:BK:113:MET:O	27:BK:116:ILE:HG13	2.22	0.40

Continued on next page...

Continued from previous page...

Atom-1	Atom-2	Interatomic distance (Å)	Clash overlap (Å)
37:BL:90:VAL:CB	37:BL:122:VAL:HG12	2.49	0.40
37:BL:69:ARG:HD3	37:BL:69:ARG:O	2.20	0.40
37:BL:81:ASP:CG	37:BL:100:ILE:HD11	2.41	0.40
38:BM:38:ARG:HA	38:BM:98:PRO:HD3	2.02	0.40
22:BA:116:G:H4'	43:BO:54:VAL:HG13	2.02	0.40
43:BO:74:VAL:O	43:BO:78:VAL:HG22	2.21	0.40
43:BO:88:LYS:HG2	43:BO:89:ASP:N	2.37	0.40
28:BP:46:VAL:HA	28:BP:60:VAL:HG12	2.02	0.40
44:BQ:91:ARG:HE	44:BQ:94:LEU:CD2	2.34	0.40
45:BS:68:ASP:N	45:BS:68:ASP:OD1	2.53	0.40
50:BT:59:ASN:O	50:BT:83:ALA:O	2.38	0.40
51:BZ:54:LYS:HA	51:BZ:57:ARG:CD	2.46	0.40
51:BZ:53:ALA:O	51:BZ:54:LYS:HB3	2.21	0.40
1:CA:1143:G:H2'	1:CA:1144:G:H8	1.86	0.40
1:CA:1411:C:H2'	1:CA:1412:C:C6	2.56	0.40
1:CA:1478:U:O2'	1:CA:1479:C:H5'	2.22	0.40
1:CA:182:A:N3	1:CA:182:A:H5''	2.37	0.40
1:CA:202:G:H2'	1:CA:203:G:H8	1.86	0.40
1:CA:208:U:H6	1:CA:208:U:O5'	2.05	0.40
1:CA:210:C:H1'	1:CA:211:G:N1	2.36	0.40
1:CA:611:C:H2'	1:CA:612:C:C6	2.55	0.40
1:CA:646:G:O2'	1:CA:647:C:H5'	2.21	0.40
1:CA:688:G:O2'	1:CA:689:C:H5'	2.21	0.40
1:CA:740:U:O2'	1:CA:741:G:H5'	2.21	0.40
1:CA:751:U:H2'	1:CA:752:G:O4'	2.21	0.40
1:CA:812:G:OP1	1:CA:812:G:H4'	2.21	0.40
1:CA:834:U:O5'	1:CA:834:U:H6	2.03	0.40
1:CA:852:G:H2'	1:CA:853:C:C6	2.56	0.40
1:CA:907:A:O2'	1:CA:908:A:H5'	2.22	0.40
20:CB:23:ASN:C	20:CB:23:ASN:ND2	2.73	0.40
20:CB:65:LYS:HG2	20:CB:89:PHE:CE1	2.56	0.40
3:CD:156:ALA:O	3:CD:159:GLU:HB3	2.22	0.40
4:CE:151:MET:O	4:CE:154:ALA:HB3	2.21	0.40
5:CF:100:SER:HA	17:CR:23:LYS:HE2	2.03	0.40
5:CF:86:ARG:HD2	17:CR:63:TYR:O	2.21	0.40
5:CF:97:THR:O	5:CF:98:GLU:HB3	2.20	0.40
6:CG:14:ASP:CB	6:CG:19:SER:H	2.34	0.40
7:CH:50:VAL:HG13	7:CH:50:VAL:O	2.21	0.40
9:CJ:10:LEU:HD12	9:CJ:72:ARG:HB2	2.03	0.40
12:CM:12:LYS:H	12:CM:44:ILE:HD12	1.86	0.40
12:CM:15:VAL:O	12:CM:16:ILE:C	2.60	0.40

Continued on next page...

Continued from previous page...

Atom-1	Atom-2	Interatomic distance (Å)	Clash overlap (Å)
13:CN:72:PHE:CG	13:CN:73:LEU:N	2.89	0.40
15:CP:12:LYS:O	15:CP:13:LYS:HB2	2.22	0.40
15:CP:38:PHE:HE2	15:CP:51:ARG:HH11	1.69	0.40
18:CS:14:LEU:HD23	18:CS:14:LEU:H	1.86	0.40
18:CS:23:GLU:HG3	18:CS:24:SER:H	1.87	0.40
31:D0:41:HIS:O	31:D0:42:ILE:O	2.39	0.40
53:D6:13:HIS:HB3	53:D6:132:ILE:HD13	2.04	0.40
23:DB:1055:G:C2'	23:DB:1056:G:H5'	2.52	0.40
23:DB:1057:A:C8	23:DB:1086:A:C8	3.09	0.40
23:DB:107:G:C2	23:DB:108:G:C8	3.10	0.40
23:DB:1251:C:OP2	44:DQ:5:ARG:NE	2.55	0.40
23:DB:1521:G:O5'	23:DB:1522:A:H2'	2.21	0.40
23:DB:1892:C:O2'	23:DB:1893:C:H5'	2.21	0.40
23:DB:1916:A:H2'	23:DB:1917:U:C6	2.57	0.40
23:DB:196:A:H2'	23:DB:196:A:N3	2.36	0.40
23:DB:2142:A:H2'	23:DB:2143:C:H1'	2.03	0.40
23:DB:2283:C:H2'	23:DB:2284:A:C5'	2.51	0.40
23:DB:2301:C:H2'	23:DB:2302:U:H6	1.86	0.40
23:DB:2527:C:O2'	23:DB:2528:U:H5'	2.22	0.40
23:DB:2834:G:H2'	23:DB:2879:A:N6	2.36	0.40
23:DB:454:A:H3'	23:DB:455:C:C5'	2.50	0.40
23:DB:460:A:H4'	50:DT:72:GLN:CB	2.42	0.40
23:DB:954:G:H5'	23:DB:955:U:OP2	2.21	0.40
25:DC:130:PRO:O	25:DC:132:ARG:N	2.54	0.40
26:DD:104:VAL:HG11	26:DD:205:PRO:HB3	2.03	0.40
26:DD:133:THR:HG23	26:DD:134:HIS:CD2	2.56	0.40
26:DD:62:LYS:N	26:DD:63:PRO:CD	2.85	0.40
47:DF:66:ILE:HA	47:DF:85:GLY:O	2.21	0.40
48:DG:9:VAL:C	48:DG:11:PRO:HD3	2.41	0.40
48:DG:88:LEU:CB	48:DG:161:VAL:HG22	2.50	0.40
48:DG:88:LEU:HD12	48:DG:88:LEU:C	2.42	0.40
40:DH:94:ILE:HG22	40:DH:122:LEU:HB3	2.00	0.40
40:DH:95:GLY:H	40:DH:98:ASP:HB2	1.86	0.40
24:DI:56:VAL:CG2	24:DI:68:PHE:HB2	2.51	0.40
41:DJ:102:GLU:O	41:DJ:106:LYS:HB2	2.21	0.40
27:DK:2:ILE:HG13	27:DK:33:ALA:O	2.21	0.40
27:DK:79:PHE:O	27:DK:81:GLY:N	2.51	0.40
38:DM:57:VAL:O	38:DM:60:GLN:HG2	2.21	0.40
28:DP:31:VAL:O	28:DP:32:VAL:CB	2.69	0.40
28:DP:33:GLU:HB3	28:DP:34:GLY:H	1.56	0.40
45:DS:17:VAL:O	45:DS:19:LEU:N	2.54	0.40

Continued on next page...

Continued from previous page...

Atom-1	Atom-2	Interatomic distance (Å)	Clash overlap (Å)
50:DT:43:ILE:O	50:DT:46:ALA:HB3	2.22	0.40
46:DU:20:LYS:HB2	46:DU:20:LYS:HZ3	1.85	0.40
46:DU:5:ARG:HG2	46:DU:5:ARG:HH21	1.85	0.40
35:DV:1:MET:O	35:DV:62:THR:HG23	2.21	0.40
1:AA:1138:G:N3	1:AA:1138:G:H3'	2.36	0.40
1:AA:1015:G:N2	1:AA:1218:C:O2	2.53	0.40
1:AA:1514:G:O2'	1:AA:1515:G:H5'	2.21	0.40
1:AA:202:G:H2'	1:AA:203:G:H8	1.85	0.40
1:AA:279:A:P	1:AA:281:G:H5'	2.61	0.40
1:AA:620:C:H2'	1:AA:621:A:C8	2.56	0.40
1:AA:844:G:H2'	1:AA:845:A:H8	1.86	0.40
1:AA:93:U:C2	1:AA:95:C:C5	3.10	0.40
20:AB:111:LYS:O	20:AB:114:LYS:HB2	2.21	0.40
3:AD:87:GLU:OE1	3:AD:91:ALA:HB2	2.22	0.40
4:AE:55:VAL:N	4:AE:56:PRO:CD	2.84	0.40
8:AI:11:ARG:NH2	8:AI:106:ASP:OD1	2.55	0.40
8:AI:46:VAL:CG2	8:AI:47:VAL:N	2.84	0.40
8:AI:90:ASP:HB3	8:AI:93:LEU:HG	2.03	0.40
11:AL:34:THR:HG23	11:AL:55:ARG:HB2	2.03	0.40
12:AM:1:ALA:O	12:AM:3:ILE:HG13	2.21	0.40
12:AM:52:ILE:CD1	12:AM:55:LEU:HD12	2.39	0.40
13:AN:45:LEU:HD23	13:AN:46:LYS:HD3	2.02	0.40
14:AO:70:LEU:HD12	14:AO:78:TYR:CB	2.51	0.40
16:AQ:46:HIS:NE2	16:AQ:48:GLU:HG2	2.37	0.40
16:AQ:60:ILE:HD13	16:AQ:60:ILE:H	1.86	0.40
17:AR:25:ILE:O	17:AR:29:LYS:HG3	2.22	0.40
13:AN:40:ARG:HH11	18:AS:6:LYS:HB2	1.85	0.40
19:AT:66:ILE:HG13	19:AT:70:LYS:HE3	2.04	0.40
31:B0:30:ASP:OD2	31:B0:31:LYS:N	2.53	0.40
23:BB:2362:C:OP2	34:B3:43:LEU:HD21	2.22	0.40
22:BA:43:C:H1'	47:BF:91:ARG:NH2	2.36	0.40
23:BB:1151:A:H2'	23:BB:1152:C:O4'	2.22	0.40
23:BB:1335:C:H2'	23:BB:1336:A:C8	2.55	0.40
23:BB:1551:A:H3'	23:BB:1552:A:C5'	2.42	0.40
23:BB:1605:C:H1'	23:BB:1610:A:C8	2.57	0.40
23:BB:1687:G:O2'	23:BB:1688:U:H5'	2.21	0.40
23:BB:2071:A:H2'	23:BB:2072:C:H6	1.78	0.40
23:BB:2528:U:HO2'	23:BB:2529:G:H8	1.68	0.40
23:BB:2655:G:O2'	23:BB:2656:U:P	2.80	0.40
23:BB:2655:G:H1'	23:BB:2656:U:H5	1.86	0.40
23:BB:535:G:O4'	44:BQ:48:ASP:HB3	2.21	0.40

Continued on next page...

Continued from previous page...

Atom-1	Atom-2	Interatomic distance (Å)	Clash overlap (Å)
23:BB:686:U:H4'	23:BB:687:C:OP2	2.20	0.40
23:BB:951:C:O2'	23:BB:952:G:H5'	2.22	0.40
25:BC:120:ASP:OD2	25:BC:120:ASP:N	2.54	0.40
25:BC:166:ARG:CB	25:BC:171:VAL:HG22	2.50	0.40
23:BB:2513:A:C2	26:BD:148:GLN:OE1	2.75	0.40
29:BE:2:GLU:OE1	29:BE:2:GLU:HA	2.21	0.40
48:BG:26:LYS:HA	48:BG:32:LEU:H	1.86	0.40
48:BG:43:LYS:N	48:BG:50:THR:O	2.48	0.40
48:BG:62:ALA:O	48:BG:66:THR:HG22	2.21	0.40
24:BI:7:TYR:C	24:BI:7:TYR:CD1	2.95	0.40
41:BJ:3:THR:CB	41:BJ:44:TYR:OH	2.70	0.40
27:BK:112:PHE:O	27:BK:113:MET:C	2.59	0.40
37:BL:4:ASN:O	37:BL:6:LEU:N	2.54	0.40
38:BM:33:LEU:HD22	38:BM:128:THR:CB	2.51	0.40
42:BN:62:ASN:O	42:BN:80:PHE:HZ	2.04	0.40
43:BO:67:ASN:HB3	43:BO:70:ALA:HB2	2.02	0.40
51:BZ:39:TRP:HA	51:BZ:46:PHE:HD2	1.83	0.40
1:CA:1131:G:O2'	1:CA:1132:C:H5'	2.21	0.40
1:CA:1147:C:H2'	1:CA:1148:U:H6	1.86	0.40
1:CA:175:C:O2'	1:CA:176:C:H5'	2.21	0.40
1:CA:238:A:H3'	1:CA:239:U:H5''	2.02	0.40
1:CA:482:A:C2	1:CA:483:C:H1'	2.56	0.40
1:CA:652:U:H1'	1:CA:653:U:H5	1.86	0.40
1:CA:767:A:H3'	57:CA:1855:HOH:O	2.20	0.40
1:CA:777:A:H2'	1:CA:778:G:C8	2.55	0.40
1:CA:782:A:H2'	1:CA:783:C:O4'	2.20	0.40
1:CA:812:G:O2'	1:CA:813:U:O5'	2.39	0.40
1:CA:818:G:O2'	1:CA:819:A:H5''	2.21	0.40
1:CA:90:C:H2'	1:CA:91:U:C5	2.55	0.40
2:CC:112:ALA:O	2:CC:113:LYS:C	2.59	0.40
2:CC:146:LYS:HB2	2:CC:202:PHE:CD2	2.56	0.40
2:CC:46:LEU:HB3	2:CC:49:ALA:HB3	2.03	0.40
3:CD:110:ARG:HG3	3:CD:110:ARG:NH1	2.36	0.40
1:CA:413:G:O6	3:CD:32:LYS:HG3	2.20	0.40
3:CD:13:ARG:HA	3:CD:37:PRO:CG	2.51	0.40
4:CE:15:ILE:HB	4:CE:35:LEU:O	2.21	0.40
4:CE:62:ALA:O	4:CE:65:LYS:HB2	2.21	0.40
8:CI:78:ILE:HG22	8:CI:82:ILE:HD11	2.02	0.40
11:CL:86:VAL:CB	11:CL:89:LEU:HB2	2.51	0.40
31:D0:28:SER:HB2	31:D0:39:ARG:HG2	2.03	0.40
33:D1:20:TYR:CD2	33:D1:37:LYS:HD3	2.56	0.40

Continued on next page...

Continued from previous page...

Atom-1	Atom-2	Interatomic distance (Å)	Clash overlap (Å)
36:D2:6:GLN:HA	36:D2:7:PRO:HD2	1.89	0.40
22:DA:80:U:H2'	22:DA:81:G:C8	2.57	0.40
22:DA:83:G:O2'	22:DA:84:G:H5'	2.21	0.40
23:DB:1064:C:O2'	23:DB:1065:U:H5'	2.20	0.40
23:DB:1334:G:O2'	23:DB:1335:C:H5'	2.22	0.40
23:DB:1403:A:H2'	23:DB:1404:C:H6	1.85	0.40
23:DB:1856:U:H2'	23:DB:1857:G:H5'	2.02	0.40
23:DB:2028:U:H2'	23:DB:2029:G:O4'	2.21	0.40
23:DB:2032:G:N7	23:DB:2454:G:H1'	2.37	0.40
23:DB:2036:C:H2'	23:DB:2037:A:C8	2.57	0.40
23:DB:2078:C:O2'	23:DB:2079:U:H5'	2.21	0.40
23:DB:2471:A:O2'	23:DB:2472:G:P	2.79	0.40
23:DB:2691:C:C4	23:DB:2719:G:N2	2.89	0.40
23:DB:572:A:H3'	23:DB:573:U:O4'	2.22	0.40
23:DB:98:G:H2'	23:DB:99:U:H5'	2.03	0.40
25:DC:29:PHE:C	25:DC:31:PRO:HD2	2.42	0.40
29:DE:29:HIS:C	29:DE:31:VAL:N	2.74	0.40
47:DF:33:ILE:HG22	47:DF:90:LEU:HD23	2.03	0.40
40:DH:111:ALA:O	40:DH:112:LYS:C	2.60	0.40
40:DH:10:ALA:C	40:DH:12:LEU:H	2.23	0.40
41:DJ:28:LEU:HD23	41:DJ:29:ALA:H	1.86	0.40
37:DL:127:VAL:HG22	37:DL:128:THR:O	2.21	0.40
37:DL:21:ARG:HD3	37:DL:21:ARG:HA	1.99	0.40
43:DO:67:ASN:O	43:DO:69:ASP:N	2.55	0.40
28:DP:49:ILE:HG12	28:DP:50:ARG:H	1.87	0.40
44:DQ:45:ALA:O	44:DQ:49:ARG:N	2.50	0.40
44:DQ:60:TRP:CE2	44:DQ:93:ILE:HB	2.56	0.40
45:DS:14:ALA:C	45:DS:16:LYS:N	2.74	0.40
52:DW:54:ARG:C	52:DW:56:HIS:H	2.25	0.40
23:DB:76:C:O2'	39:DX:55:THR:HG21	2.20	0.40
39:DX:56:LEU:O	39:DX:57:LEU:CB	2.68	0.40
1:AA:1108:G:H5'	2:AC:175:HIS:ND1	2.37	0.40
1:AA:1295:U:H2'	1:AA:1296:C:C6	2.56	0.40
1:AA:1424:U:H2'	1:AA:1425:U:C6	2.57	0.40
1:AA:1495:U:O2'	1:AA:1496:C:H5'	2.20	0.40
1:AA:515:G:O2'	1:AA:516:U:H5'	2.22	0.40
1:AA:84:U:C3'	1:AA:86:G:H21	2.34	0.40
20:AB:169:HIS:CG	20:AB:170:ILE:N	2.89	0.40
3:AD:115:GLN:HG3	3:AD:119:HIS:CE1	2.56	0.40
3:AD:29:THR:HG22	3:AD:30:LYS:H	1.87	0.40
5:AF:18:VAL:HG11	5:AF:58:HIS:NE2	2.37	0.40

Continued on next page...

Continued from previous page...

Atom-1	Atom-2	Interatomic distance (Å)	Clash overlap (Å)
6:AG:31:VAL:HG22	6:AG:32:ASP:N	2.37	0.40
6:AG:61:PHE:O	6:AG:65:LEU:HD13	2.22	0.40
8:AI:10:ARG:O	8:AI:11:ARG:HB3	2.21	0.40
8:AI:27:ILE:CB	8:AI:34:LEU:HB2	2.46	0.40
11:AL:23:LEU:HG	11:AL:24:GLU:H	1.86	0.40
11:AL:86:VAL:CG1	11:AL:89:LEU:HB2	2.51	0.40
21:AU:34:ARG:HD2	21:AU:35:GLU:N	2.36	0.40
33:B1:9:LYS:O	33:B1:50:GLU:O	2.39	0.40
53:B6:36:ALA:HB1	53:B6:39:LEU:HD23	2.03	0.40
23:BB:125:A:C3'	23:BB:126:A:H5'	2.52	0.40
23:BB:1281:G:H2'	23:BB:1282:U:C6	2.56	0.40
23:BB:783:A:H4'	23:BB:1779:U:O2	2.22	0.40
23:BB:2010:G:O2'	23:BB:2011:U:H5'	2.21	0.40
23:BB:2135:A:H61	23:BB:2156:G:H1'	1.86	0.40
23:BB:2297:A:C2	23:BB:2320:U:H1'	2.56	0.40
23:BB:2386:A:N3	52:BW:38:ARG:HD2	2.37	0.40
23:BB:2559:C:O2'	23:BB:2560:A:H5'	2.22	0.40
23:BB:2611:C:O2'	23:BB:2612:C:H5'	2.20	0.40
23:BB:263:G:H2'	23:BB:264:C:C6	2.55	0.40
23:BB:2787:C:H2'	23:BB:2788:C:C6	2.56	0.40
23:BB:540:C:H2'	23:BB:541:A:H8	1.85	0.40
23:BB:673:C:H2'	23:BB:674:G:H5'	2.02	0.40
23:BB:675:A:H4'	29:BE:60:TRP:HZ2	1.85	0.40
23:BB:783:A:C8	23:BB:784:G:H4'	2.43	0.40
23:BB:787:C:H3'	23:BB:791:C:H41	1.86	0.40
23:BB:90:U:OP2	23:BB:91:A:H3'	2.21	0.40
25:BC:120:ASP:CG	25:BC:121:ALA:H	2.25	0.40
25:BC:188:ARG:HG2	25:BC:188:ARG:NH2	2.37	0.40
25:BC:242:HIS:O	25:BC:244:VAL:HG13	2.21	0.40
25:BC:92:LEU:HD12	25:BC:101:ARG:O	2.22	0.40
26:BD:24:VAL:HG23	26:BD:189:VAL:H	1.86	0.40
26:BD:24:VAL:HG23	26:BD:189:VAL:N	2.37	0.40
29:BE:176:ASP:C	29:BE:176:ASP:OD1	2.60	0.40
47:BF:135:ILE:HD12	47:BF:135:ILE:O	2.21	0.40
47:BF:141:ASP:CB	47:BF:144:LYS:HB2	2.51	0.40
48:BG:83:THR:C	48:BG:84:LYS:HD3	2.42	0.40
48:BG:93:TYR:CD2	48:BG:93:TYR:N	2.90	0.40
48:BG:94:ARG:HG2	48:BG:127:GLN:NE2	2.36	0.40
41:BJ:21:THR:C	41:BJ:23:LYS:H	2.25	0.40
38:BM:101:VAL:HG13	38:BM:101:VAL:O	2.21	0.40
42:BN:118:ARG:HE	42:BN:118:ARG:HB3	1.46	0.40

Continued on next page...

Continued from previous page...

Atom-1	Atom-2	Interatomic distance (Å)	Clash overlap (Å)
43:BO:14:ALA:C	43:BO:16:ARG:N	2.75	0.40
43:BO:3:LYS:H	43:BO:3:LYS:CD	2.19	0.40
43:BO:25:ARG:HD2	43:BO:93:ASP:HB2	2.02	0.40
41:BJ:44:TYR:HB2	44:BQ:63:ARG:HD2	2.02	0.40
49:BR:14:VAL:HG22	49:BR:15:SER:H	1.84	0.40
45:BS:25:ARG:HE	45:BS:74:ILE:CG2	2.34	0.40
45:BS:29:VAL:HG23	45:BS:70:LYS:CA	2.50	0.40
52:BW:57:THR:O	52:BW:59:PHE:N	2.55	0.40
1:CA:1060:U:H2'	1:CA:1061:G:C8	2.57	0.40
1:CA:1073:U:H2'	1:CA:1074:G:H8	1.86	0.40
1:CA:1105:A:H2'	1:CA:1106:G:C8	2.53	0.40
1:CA:1141:C:H2'	1:CA:1142:G:H8	1.86	0.40
1:CA:134:G:H2'	1:CA:135:C:O4'	2.20	0.40
1:CA:185:U:H2'	1:CA:186:C:C6	2.57	0.40
1:CA:21:G:H2'	1:CA:22:G:H8	1.79	0.40
1:CA:42:G:H2'	1:CA:43:C:H6	1.87	0.40
1:CA:714:G:N3	1:CA:777:A:H1'	2.37	0.40
1:CA:824:G:C6	1:CA:877:G:C6	3.09	0.40
1:CA:966:G:H2'	1:CA:967:C:C6	2.57	0.40
3:CD:21:LYS:C	3:CD:23:GLY:H	2.25	0.40
4:CE:93:VAL:HG22	4:CE:126:ALA:HB1	2.04	0.40
7:CH:39:LEU:CD2	7:CH:128:VAL:HG21	2.51	0.40
7:CH:77:VAL:HG12	7:CH:78:SER:N	2.37	0.40
9:CJ:28:THR:O	9:CJ:32:THR:HG22	2.21	0.40
12:CM:6:ILE:CD1	47:DF:144:LYS:HE3	2.51	0.40
15:CP:45:GLU:O	15:CP:47:GLU:N	2.50	0.40
15:CP:46:LYS:O	15:CP:47:GLU:HB2	2.22	0.40
16:CQ:46:HIS:NE2	16:CQ:48:GLU:HG2	2.37	0.40
17:CR:31:TYR:CD1	17:CR:54:LEU:HD11	2.57	0.40
18:CS:39:ILE:HB	18:CS:66:VAL:O	2.22	0.40
33:D1:34:GLU:HA	33:D1:48:TYR:O	2.22	0.40
22:DA:102:G:H2'	22:DA:103:U:H6	1.86	0.40
22:DA:13:G:C2'	22:DA:14:U:H5''	2.50	0.40
22:DA:6:G:H2'	22:DA:7:G:H8	1.86	0.40
23:DB:123:G:H4'	23:DB:1376:C:O5'	2.20	0.40
23:DB:1332:G:N3	23:DB:1332:G:H5'	2.36	0.40
23:DB:1424:G:O2'	23:DB:1425:G:H5'	2.22	0.40
23:DB:2206:C:H2'	23:DB:2207:C:H6	1.87	0.40
23:DB:2227:A:H2'	23:DB:2228:G:O4'	2.21	0.40
23:DB:2345:G:H5'	23:DB:2347:C:O4'	2.22	0.40
23:DB:577:G:OP1	23:DB:2502:G:H2'	2.22	0.40

Continued on next page...

Continued from previous page...

Atom-1	Atom-2	Interatomic distance (Å)	Clash overlap (Å)
23:DB:2657:A:C2'	23:DB:2658:C:H5'	2.52	0.40
23:DB:26:G:H1'	23:DB:515:A:N6	2.36	0.40
23:DB:291:G:H2'	23:DB:292:U:C6	2.56	0.40
23:DB:372:G:O2'	23:DB:373:U:P	2.78	0.40
23:DB:458:G:HO2'	23:DB:459:U:P	2.44	0.40
23:DB:568:U:O2'	23:DB:570:G:N7	2.43	0.40
25:DC:151:GLY:C	25:DC:152:GLN:HG3	2.40	0.40
23:DB:1816:C:H3'	25:DC:61:TYR:CE2	2.57	0.40
26:DD:161:MET:HG3	26:DD:161:MET:O	2.22	0.40
26:DD:49:GLN:NE2	26:DD:79:LEU:HD12	2.36	0.40
29:DE:37:ALA:C	29:DE:39:ALA:N	2.71	0.40
47:DF:51:ASN:O	47:DF:55:ASP:HB2	2.21	0.40
48:DG:84:LYS:HG3	48:DG:131:VAL:C	2.41	0.40
24:DI:16:MET:N	24:DI:42:ASN:OD1	2.54	0.40
23:DB:1099:G:H4'	24:DI:4:VAL:CG1	2.52	0.40
24:DI:91:LYS:HD2	24:DI:91:LYS:N	2.36	0.40
41:DJ:12:LYS:O	41:DJ:13:ARG:HB2	2.22	0.40
41:DJ:21:THR:C	41:DJ:23:LYS:N	2.75	0.40
41:DJ:41:LYS:HB3	41:DJ:42:ALA:H	1.64	0.40
23:DB:2562:U:H4'	27:DK:25:LEU:HD23	2.02	0.40
27:DK:38:ILE:HD11	27:DK:112:PHE:CZ	2.56	0.40
29:DE:108:ILE:HG12	37:DL:2:ARG:HH22	1.86	0.40
37:DL:47:ARG:CB	37:DL:47:ARG:HH21	2.35	0.40
37:DL:50:PHE:O	37:DL:52:GLY:N	2.54	0.40
37:DL:69:ARG:O	37:DL:69:ARG:HD3	2.22	0.40
37:DL:78:ARG:NH2	37:DL:78:ARG:HB3	2.37	0.40
42:DN:51:LEU:O	42:DN:55:ALA:N	2.54	0.40
43:DO:9:ARG:HA	43:DO:12:THR:OG1	2.21	0.40
43:DO:16:ARG:HD3	43:DO:16:ARG:HA	1.94	0.40
43:DO:51:ALA:CB	43:DO:78:VAL:HG13	2.52	0.40
28:DP:25:VAL:HA	28:DP:85:VAL:CA	2.51	0.40
44:DQ:97:ILE:HG13	44:DQ:105:PHE:HB2	2.04	0.40
49:DR:46:GLU:O	49:DR:46:GLU:HG3	2.22	0.40
45:DS:88:ARG:N	45:DS:92:ARG:O	2.49	0.40
46:DU:28:LEU:C	46:DU:30:SER:N	2.75	0.40
46:DU:51:LEU:N	46:DU:53:GLN:NE2	2.69	0.40
35:DV:31:TYR:O	35:DV:92:VAL:HA	2.21	0.40
52:DW:24:ARG:HA	52:DW:66:VAL:H	1.86	0.40
1:AA:1051:C:H2'	1:AA:1052:U:C6	2.57	0.40
1:AA:1077:G:N2	1:AA:1079:G:H3'	2.37	0.40
1:AA:1237:C:H3'	1:AA:1336:C:N4	2.36	0.40

Continued on next page...

Continued from previous page...

Atom-1	Atom-2	Interatomic distance (Å)	Clash overlap (Å)
1:AA:1309:G:OP1	12:AM:90:HIS:NE2	2.53	0.40
1:AA:373:A:O4'	1:AA:481:G:H1'	2.22	0.40
1:AA:491:G:O2'	1:AA:492:C:H5'	2.22	0.40
1:AA:982:U:H4'	1:AA:983:A:O4'	2.20	0.40
1:AA:992:U:C2	1:AA:1043:G:N7	2.90	0.40
20:AB:161:PHE:HA	20:AB:183:PHE:O	2.21	0.40
2:AC:32:LEU:O	2:AC:35:ASP:HB2	2.21	0.40
3:AD:41:GLY:C	3:AD:43:ARG:N	2.75	0.40
4:AE:155:LYS:O	4:AE:158:LYS:HD2	2.21	0.40
6:AG:19:SER:OG	6:AG:22:LEU:HB2	2.21	0.40
1:AA:1347:G:C8	8:AI:108:ARG:HD2	2.56	0.40
8:AI:35:GLU:O	8:AI:39:GLY:HA3	2.21	0.40
12:AM:32:ILE:HD11	12:AM:58:GLU:HB3	2.03	0.40
12:AM:49:GLU:O	12:AM:52:ILE:HG22	2.22	0.40
13:AN:87:ALA:CA	13:AN:92:ILE:HD13	2.51	0.40
16:AQ:68:LYS:C	16:AQ:70:LYS:N	2.74	0.40
17:AR:49:LYS:HA	17:AR:52:ARG:NH1	2.36	0.40
18:AS:51:HIS:HB2	18:AS:56:HIS:CD2	2.57	0.40
18:AS:77:ARG:HG2	18:AS:77:ARG:H	1.62	0.40
21:AU:16:ARG:O	21:AU:17:ARG:C	2.59	0.40
33:B1:37:LYS:HB2	33:B1:48:TYR:CD2	2.57	0.40
33:B1:8:ILE:CG1	33:B1:51:ALA:HA	2.51	0.40
36:B2:26:ASN:HA	36:B2:29:GLN:CB	2.46	0.40
36:B2:30:VAL:HG22	36:B2:33:ARG:HH22	1.87	0.40
23:BB:467:G:N7	36:B2:39:ARG:NH2	2.69	0.40
34:B3:21:PHE:CE1	34:B3:58:ILE:HG12	2.57	0.40
32:B4:22:VAL:O	32:B4:24:ARG:N	2.54	0.40
53:B6:137:LEU:HD13	53:B6:161:ILE:HG21	2.03	0.40
22:BA:102:G:H2'	22:BA:103:U:H6	1.86	0.40
23:BB:1000:A:H2'	23:BB:1001:A:H8	1.83	0.40
23:BB:1024:G:P	23:BB:1025:G:H3'	2.62	0.40
23:BB:1181:U:H2'	23:BB:1182:G:H8	1.86	0.40
23:BB:1507:C:C2'	23:BB:1508:A:H4'	2.51	0.40
23:BB:1693:U:H1'	25:BC:13:ARG:HH21	1.87	0.40
23:BB:191:A:O2'	23:BB:192:C:H5'	2.22	0.40
23:BB:2095:A:H2'	23:BB:2096:C:H6	1.83	0.40
23:BB:2235:G:H2'	23:BB:2236:U:C6	2.56	0.40
23:BB:2321:U:O2	23:BB:2321:U:C3'	2.69	0.40
23:BB:235:U:H2'	23:BB:236:C:C6	2.56	0.40
23:BB:2364:C:C2'	23:BB:2365:G:H5'	2.52	0.40
23:BB:2618:G:H2'	23:BB:2619:C:C6	2.57	0.40

Continued on next page...

Continued from previous page...

Atom-1	Atom-2	Interatomic distance (Å)	Clash overlap (Å)
23:BB:2789:C:H2'	23:BB:2893:A:N7	2.36	0.40
23:BB:2820:A:C8	42:BN:4:ARG:HD3	2.56	0.40
23:BB:265:A:N6	23:BB:427:U:O2'	2.54	0.40
23:BB:457:A:H61	23:BB:470:A:H5''	1.87	0.40
23:BB:538:A:N6	23:BB:555:G:O2'	2.53	0.40
23:BB:738:G:H1'	23:BB:759:G:N2	2.37	0.40
23:BB:861:A:H2'	23:BB:862:G:O4'	2.22	0.40
23:BB:918:A:C2'	23:BB:919:U:H5'	2.47	0.40
25:BC:91:ALA:HB3	25:BC:105:ALA:HB2	2.00	0.40
25:BC:66:PHE:N	25:BC:66:PHE:CD1	2.89	0.40
25:BC:89:ASN:HD22	25:BC:89:ASN:HA	1.52	0.40
26:BD:69:ALA:CA	26:BD:73:VAL:HB	2.51	0.40
26:BD:92:VAL:O	26:BD:93:GLY:C	2.60	0.40
29:BE:83:VAL:HG12	29:BE:86:ALA:HA	2.03	0.40
47:BF:137:PHE:O	47:BF:138:PRO:C	2.60	0.40
48:BG:126:THR:O	48:BG:128:THR:N	2.55	0.40
48:BG:74:MET:O	48:BG:78:VAL:HG13	2.22	0.40
27:BK:98:ARG:N	27:BK:98:ARG:HE	2.20	0.40
23:BB:1190:G:O5'	37:BL:32:GLY:HA2	2.22	0.40
43:BO:67:ASN:O	43:BO:69:ASP:N	2.54	0.40
44:BQ:109:VAL:O	44:BQ:113:LYS:HG3	2.21	0.40
44:BQ:60:TRP:CZ2	44:BQ:93:ILE:HD12	2.56	0.40
49:BR:49:ILE:HG21	49:BR:54:VAL:HA	2.03	0.40
49:BR:72:VAL:CG2	49:BR:89:HIS:HB3	2.49	0.40
49:BR:98:ILE:N	49:BR:98:ILE:HD12	2.36	0.40
45:BS:34:ASP:O	45:BS:38:TYR:HD1	2.04	0.40
1:CA:1097:C:H2'	1:CA:1098:C:H6	1.86	0.40
1:CA:1105:A:O2'	1:CA:1106:G:H5'	2.21	0.40
1:CA:1109:C:H2'	1:CA:1110:A:O4'	2.21	0.40
1:CA:1133:G:O2'	1:CA:1134:G:H5'	2.22	0.40
1:CA:191:G:H8	1:CA:191:G:OP2	2.04	0.40
1:CA:675:A:O2'	1:CA:676:A:H5'	2.22	0.40
1:CA:749:A:O2'	1:CA:750:C:H5'	2.22	0.40
1:CA:846:G:H3'	1:CA:847:G:H8	1.87	0.40
1:CA:982:U:H4'	1:CA:983:A:O4'	2.22	0.40
20:CB:9:LEU:C	20:CB:11:ALA:H	2.25	0.40
2:CC:154:GLY:HA3	2:CC:162:ALA:HB1	2.04	0.40
2:CC:26:LYS:HE2	2:CC:27:GLU:CG	2.52	0.40
1:CA:620:C:C6	3:CD:131:ILE:HD13	2.56	0.40
7:CH:113:ARG:HA	7:CH:116:ARG:NH1	2.37	0.40
1:CA:1248:A:C2	8:CI:71:ILE:HD11	2.56	0.40

Continued on next page...

Continued from previous page...

Atom-1	Atom-2	Interatomic distance (Å)	Clash overlap (Å)
10:CK:110:THR:HG22	21:CU:4:LYS:CA	2.37	0.40
11:CL:63:THR:O	11:CL:94:TYR:HB2	2.22	0.40
15:CP:1:MET:O	15:CP:1:MET:HG3	2.21	0.40
18:CS:11:ASP:N	18:CS:14:LEU:HD21	2.37	0.40
18:CS:35:ARG:HB2	18:CS:71:GLY:CA	2.51	0.40
19:CT:38:ILE:HD11	19:CT:82:ILE:HA	2.04	0.40
19:CT:50:PHE:HE2	19:CT:75:LYS:HA	1.86	0.40
10:CK:122:PRO:HD2	21:CU:35:GLU:HG2	2.02	0.40
21:CU:34:ARG:NH1	21:CU:39:LYS:NZ	2.70	0.40
32:D4:8:LYS:HG3	32:D4:9:LYS:HD3	2.04	0.40
53:D6:86:SER:C	53:D6:88:LEU:N	2.75	0.40
23:DB:111:A:O2'	23:DB:112:U:H5'	2.21	0.40
23:DB:1292:G:O2'	23:DB:1293:C:H5'	2.21	0.40
23:DB:1473:G:C6	23:DB:1519:G:C6	3.10	0.40
23:DB:162:U:O2	23:DB:162:U:H2'	2.21	0.40
23:DB:1689:A:H2'	23:DB:1690:A:H8	1.86	0.40
23:DB:1948:G:C6	23:DB:1959:G:C6	3.10	0.40
23:DB:202:U:H2'	23:DB:203:A:C8	2.57	0.40
23:DB:2143:C:N3	23:DB:2144:G:H1'	2.36	0.40
23:DB:2263:C:H4'	23:DB:2329:U:H4'	2.03	0.40
23:DB:2356:U:H4'	52:DW:16:GLU:OE1	2.21	0.40
23:DB:2410:G:H2'	23:DB:2411:A:O4'	2.21	0.40
23:DB:2485:G:H4'	38:DM:123:LYS:O	2.22	0.40
23:DB:265:A:H2'	23:DB:266:G:O4'	2.21	0.40
23:DB:2679:A:H2'	23:DB:2680:U:H6	1.85	0.40
23:DB:392:U:H2'	23:DB:393:C:H6	1.85	0.40
23:DB:415:A:H2'	23:DB:416:U:C6	2.56	0.40
23:DB:651:G:O2'	23:DB:652:U:H5'	2.21	0.40
23:DB:754:U:H2'	23:DB:755:U:C6	2.57	0.40
23:DB:845:A:N1	23:DB:847:U:H1'	2.36	0.40
23:DB:96:C:H2'	23:DB:97:C:H6	1.87	0.40
25:DC:119:VAL:HA	25:DC:133:ASN:ND2	2.36	0.40
26:DD:154:LYS:HG2	26:DD:155:VAL:N	2.36	0.40
48:DG:137:LYS:O	48:DG:140:ILE:HG13	2.21	0.40
40:DH:14:SER:HB3	40:DH:17:ASP:CB	2.45	0.40
24:DI:102:ARG:O	24:DI:106:GLN:HG3	2.22	0.40
41:DJ:43:GLU:O	41:DJ:44:TYR:C	2.59	0.40
27:DK:109:SER:C	27:DK:111:LYS:H	2.24	0.40
27:DK:88:ASN:HB3	27:DK:92:GLU:O	2.22	0.40
38:DM:126:ILE:N	38:DM:126:ILE:HD12	2.37	0.40
38:DM:69:PRO:HB2	38:DM:92:TRP:HB3	2.03	0.40

Continued on next page...

Continued from previous page...

Atom-1	Atom-2	Interatomic distance (Å)	Clash overlap (Å)
38:DM:93:VAL:HG22	38:DM:94:ALA:N	2.37	0.40
44:DQ:89:ILE:C	44:DQ:91:ARG:H	2.25	0.40
44:DQ:89:ILE:O	44:DQ:90:ASP:HB2	2.22	0.40
49:DR:49:ILE:HG21	49:DR:54:VAL:HA	2.04	0.40
49:DR:49:ILE:HG21	49:DR:54:VAL:N	2.37	0.40
45:DS:25:ARG:NH2	45:DS:74:ILE:HG23	2.37	0.40
35:DV:70:ILE:CD1	35:DV:71:LYS:N	2.82	0.40
52:DW:48:ALA:HB3	52:DW:81:ILE:O	2.21	0.40
39:DX:35:GLY:O	39:DX:37:LEU:N	2.54	0.40
51:DZ:65:ASP:O	51:DZ:69:ALA:HB2	2.21	0.40
51:DZ:65:ASP:O	51:DZ:69:ALA:N	2.54	0.40

There are no symmetry-related clashes.

5.3 Torsion angles [i](#)

5.3.1 Protein backbone [i](#)

In the following table, the Percentiles column shows the percent Ramachandran outliers of the chain as a percentile score with respect to all X-ray entries followed by that with respect to entries of similar resolution.

The Analysed column shows the number of residues for which the backbone conformation was analysed, and the total number of residues.

Mol	Chain	Analysed	Favoured	Allowed	Outliers	Percentiles	
2	AC	204/232 (88%)	151 (74%)	38 (19%)	15 (7%)	1	19
2	CC	204/232 (88%)	152 (74%)	37 (18%)	15 (7%)	1	19
3	AD	203/205 (99%)	151 (74%)	39 (19%)	13 (6%)	1	24
3	CD	203/205 (99%)	148 (73%)	42 (21%)	13 (6%)	1	24
4	AE	148/166 (89%)	117 (79%)	25 (17%)	6 (4%)	3	33
4	CE	148/166 (89%)	117 (79%)	25 (17%)	6 (4%)	3	33
5	AF	98/135 (73%)	64 (65%)	25 (26%)	9 (9%)	1	14
5	CF	98/135 (73%)	65 (66%)	24 (24%)	9 (9%)	1	14
6	AG	148/178 (83%)	106 (72%)	33 (22%)	9 (6%)	2	24
6	CG	150/178 (84%)	112 (75%)	29 (19%)	9 (6%)	2	25
7	AH	127/129 (98%)	98 (77%)	23 (18%)	6 (5%)	3	30

Continued on next page...

Continued from previous page...

Mol	Chain	Analysed	Favoured	Allowed	Outliers	Percentiles	
7	CH	127/129 (98%)	96 (76%)	25 (20%)	6 (5%)	3	30
8	AI	125/129 (97%)	99 (79%)	17 (14%)	9 (7%)	1	20
8	CI	125/129 (97%)	98 (78%)	18 (14%)	9 (7%)	1	20
9	AJ	96/103 (93%)	70 (73%)	13 (14%)	13 (14%)	0	5
9	CJ	96/103 (93%)	71 (74%)	12 (12%)	13 (14%)	0	5
10	AK	115/128 (90%)	87 (76%)	22 (19%)	6 (5%)	2	28
10	CK	115/128 (90%)	87 (76%)	22 (19%)	6 (5%)	2	28
11	AL	121/123 (98%)	73 (60%)	33 (27%)	15 (12%)	0	7
11	CL	121/123 (98%)	75 (62%)	31 (26%)	15 (12%)	0	7
12	AM	112/117 (96%)	79 (70%)	24 (21%)	9 (8%)	1	17
12	CM	111/117 (95%)	76 (68%)	25 (22%)	10 (9%)	1	15
13	AN	92/100 (92%)	59 (64%)	26 (28%)	7 (8%)	1	18
13	CN	92/100 (92%)	60 (65%)	24 (26%)	8 (9%)	1	15
14	AO	86/89 (97%)	59 (69%)	22 (26%)	5 (6%)	2	25
14	CO	86/89 (97%)	60 (70%)	22 (26%)	4 (5%)	3	30
15	AP	80/82 (98%)	59 (74%)	16 (20%)	5 (6%)	1	24
15	CP	78/82 (95%)	56 (72%)	16 (20%)	6 (8%)	1	18
16	AQ	78/83 (94%)	58 (74%)	15 (19%)	5 (6%)	1	24
16	CQ	79/83 (95%)	59 (75%)	15 (19%)	5 (6%)	1	24
17	AR	53/74 (72%)	41 (77%)	9 (17%)	3 (6%)	2	26
17	CR	53/74 (72%)	41 (77%)	9 (17%)	3 (6%)	2	26
18	AS	77/91 (85%)	60 (78%)	12 (16%)	5 (6%)	1	23
18	CS	78/91 (86%)	61 (78%)	11 (14%)	6 (8%)	1	18
19	AT	83/86 (96%)	63 (76%)	15 (18%)	5 (6%)	2	25
19	CT	83/86 (96%)	62 (75%)	16 (19%)	5 (6%)	2	25
20	AB	216/240 (90%)	142 (66%)	57 (26%)	17 (8%)	1	17
20	CB	216/240 (90%)	134 (62%)	65 (30%)	17 (8%)	1	17
21	AU	49/70 (70%)	28 (57%)	11 (22%)	10 (20%)	0	2
21	CU	49/70 (70%)	28 (57%)	12 (24%)	9 (18%)	0	2
24	BI	139/141 (99%)	120 (86%)	14 (10%)	5 (4%)	4	37
24	DI	139/141 (99%)	114 (82%)	20 (14%)	5 (4%)	4	37

Continued on next page...

Continued from previous page...

Mol	Chain	Analysed	Favoured	Allowed	Outliers	Percentiles	
25	BC	269/272 (99%)	155 (58%)	66 (24%)	48 (18%)	0	3
25	DC	269/272 (99%)	155 (58%)	65 (24%)	49 (18%)	0	3
26	BD	207/209 (99%)	122 (59%)	54 (26%)	31 (15%)	0	4
26	DD	207/209 (99%)	124 (60%)	51 (25%)	32 (16%)	0	4
27	BK	119/123 (97%)	78 (66%)	24 (20%)	17 (14%)	0	5
27	DK	119/123 (97%)	78 (66%)	24 (20%)	17 (14%)	0	5
28	BP	112/114 (98%)	61 (54%)	32 (29%)	19 (17%)	0	4
28	DP	112/114 (98%)	61 (54%)	34 (30%)	17 (15%)	0	4
29	BE	199/201 (99%)	125 (63%)	50 (25%)	24 (12%)	0	7
29	DE	199/201 (99%)	125 (63%)	51 (26%)	23 (12%)	0	8
30	BY	56/58 (97%)	39 (70%)	12 (21%)	5 (9%)	1	15
30	DY	56/58 (97%)	39 (70%)	12 (21%)	5 (9%)	1	15
31	B0	54/56 (96%)	39 (72%)	8 (15%)	7 (13%)	0	6
31	D0	54/56 (96%)	39 (72%)	8 (15%)	7 (13%)	0	6
32	B4	36/38 (95%)	16 (44%)	10 (28%)	10 (28%)	0	0
32	D4	36/38 (95%)	16 (44%)	10 (28%)	10 (28%)	0	0
33	B1	48/54 (89%)	37 (77%)	7 (15%)	4 (8%)	1	16
33	D1	48/54 (89%)	36 (75%)	8 (17%)	4 (8%)	1	16
34	B3	62/64 (97%)	35 (56%)	21 (34%)	6 (10%)	1	13
34	D3	62/64 (97%)	34 (55%)	22 (36%)	6 (10%)	1	13
35	BV	92/94 (98%)	64 (70%)	22 (24%)	6 (6%)	1	23
35	DV	92/94 (98%)	62 (67%)	24 (26%)	6 (6%)	1	23
36	B2	44/46 (96%)	30 (68%)	10 (23%)	4 (9%)	1	14
36	D2	44/46 (96%)	30 (68%)	10 (23%)	4 (9%)	1	14
37	BL	141/144 (98%)	89 (63%)	31 (22%)	21 (15%)	0	4
37	DL	141/144 (98%)	89 (63%)	32 (23%)	20 (14%)	0	5
38	BM	134/136 (98%)	84 (63%)	29 (22%)	21 (16%)	0	4
38	DM	134/136 (98%)	83 (62%)	31 (23%)	20 (15%)	0	4
39	BX	61/63 (97%)	36 (59%)	17 (28%)	8 (13%)	0	6
39	DX	61/63 (97%)	36 (59%)	17 (28%)	8 (13%)	0	6
40	BH	147/149 (99%)	76 (52%)	46 (31%)	25 (17%)	0	4

Continued on next page...

Continued from previous page...

Mol	Chain	Analysed	Favoured	Allowed	Outliers	Percentiles	
40	DH	147/149 (99%)	91 (62%)	33 (22%)	23 (16%)	0	4
41	BJ	140/142 (99%)	85 (61%)	37 (26%)	18 (13%)	0	6
41	DJ	140/142 (99%)	85 (61%)	36 (26%)	19 (14%)	0	5
42	BN	118/127 (93%)	76 (64%)	29 (25%)	13 (11%)	0	9
42	DN	118/127 (93%)	77 (65%)	28 (24%)	13 (11%)	0	9
43	BO	114/117 (97%)	74 (65%)	29 (25%)	11 (10%)	1	13
43	DO	114/117 (97%)	75 (66%)	27 (24%)	12 (10%)	0	10
44	BQ	115/117 (98%)	75 (65%)	31 (27%)	9 (8%)	1	18
44	DQ	115/117 (98%)	75 (65%)	29 (25%)	11 (10%)	1	13
45	BS	108/110 (98%)	68 (63%)	29 (27%)	11 (10%)	1	11
45	DS	108/110 (98%)	66 (61%)	31 (29%)	11 (10%)	1	11
46	BU	100/103 (97%)	58 (58%)	23 (23%)	19 (19%)	0	2
46	DU	100/103 (97%)	59 (59%)	22 (22%)	19 (19%)	0	2
47	BF	176/178 (99%)	103 (58%)	44 (25%)	29 (16%)	0	4
47	DF	176/178 (99%)	105 (60%)	42 (24%)	29 (16%)	0	4
48	BG	174/176 (99%)	99 (57%)	42 (24%)	33 (19%)	0	2
48	DG	174/176 (99%)	101 (58%)	41 (24%)	32 (18%)	0	2
49	BR	101/103 (98%)	72 (71%)	20 (20%)	9 (9%)	1	15
49	DR	101/103 (98%)	74 (73%)	18 (18%)	9 (9%)	1	15
50	BT	91/100 (91%)	48 (53%)	23 (25%)	20 (22%)	0	1
50	DT	91/100 (91%)	46 (50%)	27 (30%)	18 (20%)	0	2
51	BZ	75/78 (96%)	50 (67%)	13 (17%)	12 (16%)	0	4
51	DZ	75/78 (96%)	50 (67%)	13 (17%)	12 (16%)	0	4
52	BW	77/84 (92%)	28 (36%)	23 (30%)	26 (34%)	0	0
52	DW	77/84 (92%)	28 (36%)	24 (31%)	25 (32%)	0	0
53	B6	183/185 (99%)	162 (88%)	16 (9%)	5 (3%)	6	43
53	D6	183/185 (99%)	152 (83%)	24 (13%)	7 (4%)	4	35
All	All	11607/12284 (94%)	7731 (67%)	2581 (22%)	1295 (11%)	0	9

All (1295) Ramachandran outliers are listed below:

Mol	Chain	Res	Type
2	AC	14	VAL

Continued on next page...

Continued from previous page...

Mol	Chain	Res	Type
2	AC	54	ILE
2	AC	205	GLU
3	AD	24	VAL
3	AD	25	ARG
5	AF	92	THR
6	AG	6	ILE
6	AG	71	THR
8	AI	8	THR
9	AJ	57	VAL
10	AK	126	ARG
11	AL	13	ARG
11	AL	23	LEU
11	AL	121	PRO
12	AM	15	VAL
12	AM	111	PRO
13	AN	50	LEU
13	AN	61	ASN
15	AP	28	ARG
15	AP	44	SER
16	AQ	32	ILE
20	AB	9	LEU
20	AB	15	PHE
20	AB	19	THR
20	AB	22	TRP
20	AB	73	ARG
20	AB	94	ARG
20	AB	188	THR
21	AU	12	ASP
21	AU	35	GLU
24	BI	18	ASN
25	BC	17	LYS
25	BC	51	ARG
25	BC	59	GLN
25	BC	77	VAL
25	BC	141	HIS
26	BD	9	VAL
26	BD	74	GLU
26	BD	91	THR
26	BD	102	ALA
26	BD	106	LYS
26	BD	107	VAL
26	BD	159	LYS

Continued on next page...

Continued from previous page...

Mol	Chain	Res	Type
26	BD	169	ARG
26	BD	170	VAL
26	BD	194	PRO
26	BD	196	ALA
27	BK	17	ARG
27	BK	18	ARG
27	BK	31	ARG
27	BK	35	VAL
27	BK	72	PRO
27	BK	73	ASP
27	BK	119	ALA
27	BK	120	PRO
28	BP	25	VAL
28	BP	50	ARG
28	BP	64	SER
28	BP	75	THR
28	BP	100	ARG
29	BE	62	GLN
29	BE	79	ARG
29	BE	165	HIS
30	BY	2	LYS
31	B0	23	ALA
31	B0	42	ILE
32	B4	16	ILE
33	B1	51	ALA
35	BV	25	LYS
36	B2	5	PHE
37	BL	31	GLY
37	BL	54	GLN
37	BL	89	VAL
37	BL	100	ILE
37	BL	111	ILE
37	BL	116	VAL
38	BM	56	ALA
38	BM	59	ARG
38	BM	78	LEU
39	BX	2	LYS
40	BH	3	VAL
40	BH	6	LEU
40	BH	10	ALA
40	BH	14	SER
40	BH	31	VAL

Continued on next page...

Continued from previous page...

Mol	Chain	Res	Type
40	BH	32	PRO
40	BH	33	GLN
40	BH	64	ALA
40	BH	125	THR
40	BH	140	ALA
41	BJ	4	PHE
41	BJ	5	THR
41	BJ	44	TYR
41	BJ	45	THR
41	BJ	81	ILE
41	BJ	111	LYS
41	BJ	124	VAL
42	BN	11	ASN
42	BN	58	ASP
42	BN	82	GLU
45	BS	3	THR
45	BS	14	ALA
45	BS	40	ASN
46	BU	6	ARG
46	BU	18	LYS
46	BU	50	ALA
47	BF	32	LYS
47	BF	80	GLN
47	BF	112	ASP
47	BF	138	PRO
47	BF	148	VAL
47	BF	149	ARG
48	BG	11	PRO
48	BG	83	THR
48	BG	91	VAL
48	BG	94	ARG
49	BR	7	SER
50	BT	16	VAL
50	BT	38	ALA
50	BT	39	THR
50	BT	69	ARG
50	BT	88	LYS
51	BZ	33	LEU
51	BZ	45	ARG
51	BZ	46	PHE
51	BZ	77	LYS
52	BW	14	ASP

Continued on next page...

Continued from previous page...

Mol	Chain	Res	Type
52	BW	30	VAL
52	BW	50	VAL
52	BW	61	LYS
53	B6	30	THR
2	CC	14	VAL
2	CC	54	ILE
2	CC	205	GLU
3	CD	24	VAL
3	CD	25	ARG
5	CF	92	THR
6	CG	71	THR
7	CH	65	PHE
8	CI	8	THR
9	CJ	57	VAL
10	CK	126	ARG
11	CL	13	ARG
11	CL	23	LEU
11	CL	121	PRO
12	CM	15	VAL
12	CM	111	PRO
13	CN	50	LEU
13	CN	61	ASN
15	CP	28	ARG
15	CP	44	SER
16	CQ	32	ILE
20	CB	15	PHE
20	CB	19	THR
20	CB	22	TRP
20	CB	73	ARG
20	CB	94	ARG
20	CB	131	LYS
20	CB	153	MET
20	CB	188	THR
21	CU	12	ASP
21	CU	35	GLU
24	DI	5	GLN
24	DI	18	ASN
25	DC	51	ARG
25	DC	59	GLN
25	DC	77	VAL
25	DC	141	HIS
26	DD	9	VAL

Continued on next page...

Continued from previous page...

Mol	Chain	Res	Type
26	DD	74	GLU
26	DD	91	THR
26	DD	102	ALA
26	DD	106	LYS
26	DD	107	VAL
26	DD	159	LYS
26	DD	169	ARG
26	DD	170	VAL
26	DD	182	ALA
26	DD	194	PRO
26	DD	196	ALA
27	DK	17	ARG
27	DK	18	ARG
27	DK	31	ARG
27	DK	35	VAL
27	DK	72	PRO
27	DK	73	ASP
27	DK	92	GLU
27	DK	119	ALA
27	DK	120	PRO
28	DP	25	VAL
28	DP	50	ARG
28	DP	64	SER
28	DP	75	THR
28	DP	100	ARG
29	DE	62	GLN
29	DE	79	ARG
29	DE	165	HIS
30	DY	2	LYS
31	D0	23	ALA
31	D0	42	ILE
32	D4	16	ILE
33	D1	51	ALA
35	DV	25	LYS
36	D2	5	PHE
37	DL	31	GLY
37	DL	54	GLN
37	DL	89	VAL
37	DL	100	ILE
37	DL	111	ILE
37	DL	116	VAL
38	DM	56	ALA

Continued on next page...

Continued from previous page...

Mol	Chain	Res	Type
38	DM	59	ARG
38	DM	78	LEU
39	DX	2	LYS
40	DH	3	VAL
40	DH	6	LEU
40	DH	10	ALA
40	DH	14	SER
40	DH	31	VAL
40	DH	32	PRO
40	DH	33	GLN
40	DH	86	ASP
40	DH	148	ALA
41	DJ	4	PHE
41	DJ	5	THR
41	DJ	44	TYR
41	DJ	45	THR
41	DJ	81	ILE
41	DJ	111	LYS
42	DN	11	ASN
42	DN	58	ASP
42	DN	82	GLU
45	DS	3	THR
45	DS	14	ALA
45	DS	40	ASN
46	DU	6	ARG
46	DU	18	LYS
46	DU	50	ALA
47	DF	32	LYS
47	DF	80	GLN
47	DF	112	ASP
47	DF	135	ILE
47	DF	138	PRO
47	DF	148	VAL
47	DF	149	ARG
48	DG	11	PRO
48	DG	83	THR
48	DG	91	VAL
48	DG	94	ARG
49	DR	7	SER
50	DT	16	VAL
50	DT	38	ALA
50	DT	39	THR

Continued on next page...

Continued from previous page...

Mol	Chain	Res	Type
50	DT	69	ARG
50	DT	88	LYS
51	DZ	33	LEU
51	DZ	45	ARG
51	DZ	46	PHE
51	DZ	77	LYS
52	DW	14	ASP
52	DW	30	VAL
52	DW	50	VAL
52	DW	61	LYS
52	DW	62	ALA
53	D6	30	THR
53	D6	41	LEU
53	D6	84	ARG
2	AC	47	ALA
2	AC	180	ASP
3	AD	31	CYS
3	AD	191	SER
4	AE	20	VAL
4	AE	108	GLY
5	AF	82	ASP
5	AF	85	ILE
5	AF	95	ALA
6	AG	112	ASP
7	AH	2	MET
7	AH	65	PHE
8	AI	57	VAL
8	AI	127	SER
9	AJ	32	THR
9	AJ	34	ALA
9	AJ	36	VAL
9	AJ	75	ASP
10	AK	88	PRO
11	AL	24	GLU
11	AL	70	GLY
11	AL	117	GLY
11	AL	122	LYS
13	AN	71	GLY
14	AO	22	THR
14	AO	74	ASP
17	AR	44	THR
18	AS	7	GLY

Continued on next page...

Continued from previous page...

Mol	Chain	Res	Type
18	AS	27	LYS
18	AS	53	GLY
20	AB	14	HIS
20	AB	18	GLN
20	AB	87	ASP
20	AB	153	MET
21	AU	34	ARG
24	BI	14	ALA
24	BI	64	ARG
25	BC	4	LYS
25	BC	29	PHE
25	BC	35	LYS
25	BC	36	ASN
25	BC	52	HIS
25	BC	94	LEU
25	BC	140	VAL
25	BC	151	GLY
25	BC	222	THR
25	BC	232	GLY
26	BD	93	GLY
26	BD	122	VAL
26	BD	145	SER
26	BD	149	ASN
26	BD	181	ASP
26	BD	182	ALA
26	BD	184	ARG
27	BK	92	GLU
28	BP	31	VAL
28	BP	37	LYS
28	BP	38	ARG
28	BP	101	GLU
28	BP	111	GLU
29	BE	42	GLY
29	BE	45	ALA
29	BE	167	VAL
30	BY	4	ILE
30	BY	34	THR
31	B0	51	ARG
31	B0	52	LYS
32	B4	4	ARG
32	B4	7	VAL
32	B4	8	LYS

Continued on next page...

Continued from previous page...

Mol	Chain	Res	Type
32	B4	23	ILE
32	B4	34	LYS
32	B4	37	GLN
33	B1	4	ILE
34	B3	31	ILE
34	B3	50	SER
37	BL	5	THR
37	BL	36	LYS
37	BL	51	GLU
37	BL	60	ARG
38	BM	13	HIS
38	BM	69	PRO
38	BM	83	GLY
38	BM	87	GLY
38	BM	116	ALA
39	BX	9	LYS
39	BX	45	GLN
39	BX	58	ASN
40	BH	5	LEU
40	BH	8	LYS
40	BH	11	ASN
40	BH	12	LEU
40	BH	29	PHE
40	BH	54	LEU
40	BH	105	ALA
40	BH	132	PHE
41	BJ	41	LYS
41	BJ	43	GLU
41	BJ	52	ASP
41	BJ	73	VAL
41	BJ	84	ILE
42	BN	10	LEU
42	BN	19	ALA
42	BN	60	VAL
42	BN	101	GLY
43	BO	13	ARG
43	BO	22	GLY
43	BO	100	HIS
44	BQ	86	SER
44	BQ	87	VAL
44	BQ	91	ARG
45	BS	25	ARG

Continued on next page...

Continued from previous page...

Mol	Chain	Res	Type
45	BS	65	ASP
45	BS	96	ILE
46	BU	5	ARG
46	BU	42	LYS
46	BU	49	PRO
46	BU	61	GLU
46	BU	62	ALA
46	BU	85	ARG
46	BU	92	VAL
47	BF	78	ILE
47	BF	87	LYS
47	BF	92	GLY
47	BF	103	ILE
47	BF	135	ILE
48	BG	8	VAL
48	BG	61	TRP
48	BG	84	LYS
48	BG	85	LYS
48	BG	102	ILE
48	BG	117	PRO
48	BG	125	PRO
48	BG	164	ALA
48	BG	170	THR
49	BR	24	LYS
49	BR	43	ASN
49	BR	70	GLU
49	BR	101	ILE
50	BT	19	LYS
50	BT	58	VAL
51	BZ	31	PRO
51	BZ	41	GLU
51	BZ	71	LEU
52	BW	9	THR
52	BW	34	SER
52	BW	36	ILE
52	BW	58	LEU
52	BW	62	ALA
52	BW	70	VAL
53	B6	41	LEU
53	B6	52	LEU
53	B6	85	ASP
2	CC	3	LYS

Continued on next page...

Continued from previous page...

Mol	Chain	Res	Type
2	CC	47	ALA
2	CC	104	GLU
2	CC	180	ASP
3	CD	31	CYS
3	CD	191	SER
4	CE	20	VAL
4	CE	108	GLY
5	CF	82	ASP
5	CF	85	ILE
5	CF	95	ALA
6	CG	81	GLY
6	CG	112	ASP
6	CG	127	ALA
7	CH	2	MET
8	CI	57	VAL
8	CI	127	SER
9	CJ	32	THR
9	CJ	34	ALA
9	CJ	36	VAL
9	CJ	61	ALA
9	CJ	75	ASP
10	CK	88	PRO
11	CL	24	GLU
11	CL	70	GLY
11	CL	117	GLY
11	CL	122	LYS
12	CM	49	GLU
13	CN	71	GLY
14	CO	22	THR
14	CO	74	ASP
15	CP	79	ASN
17	CR	44	THR
18	CS	27	LYS
18	CS	53	GLY
20	CB	14	HIS
20	CB	18	GLN
21	CU	34	ARG
25	DC	4	LYS
25	DC	17	LYS
25	DC	29	PHE
25	DC	36	ASN
25	DC	52	HIS

Continued on next page...

Continued from previous page...

Mol	Chain	Res	Type
25	DC	140	VAL
25	DC	142	ASN
25	DC	151	GLY
25	DC	195	GLY
25	DC	220	ARG
25	DC	222	THR
25	DC	232	GLY
26	DD	93	GLY
26	DD	122	VAL
26	DD	145	SER
26	DD	149	ASN
26	DD	181	ASP
26	DD	184	ARG
28	DP	31	VAL
28	DP	38	ARG
28	DP	101	GLU
28	DP	111	GLU
29	DE	42	GLY
29	DE	45	ALA
29	DE	167	VAL
30	DY	4	ILE
30	DY	34	THR
31	D0	51	ARG
31	D0	52	LYS
32	D4	4	ARG
32	D4	7	VAL
32	D4	8	LYS
32	D4	23	ILE
32	D4	34	LYS
32	D4	37	GLN
33	D1	4	ILE
34	D3	31	ILE
34	D3	50	SER
37	DL	5	THR
37	DL	51	GLU
37	DL	52	GLY
37	DL	60	ARG
38	DM	13	HIS
38	DM	69	PRO
38	DM	83	GLY
38	DM	87	GLY
38	DM	116	ALA

Continued on next page...

Continued from previous page...

Mol	Chain	Res	Type
39	DX	9	LYS
39	DX	45	GLN
39	DX	58	ASN
40	DH	5	LEU
40	DH	8	LYS
40	DH	11	ASN
40	DH	12	LEU
40	DH	29	PHE
40	DH	89	LYS
40	DH	121	VAL
41	DJ	41	LYS
41	DJ	43	GLU
41	DJ	52	ASP
41	DJ	73	VAL
41	DJ	84	ILE
41	DJ	124	VAL
42	DN	10	LEU
42	DN	19	ALA
42	DN	60	VAL
42	DN	100	CYS
42	DN	101	GLY
43	DO	13	ARG
43	DO	60	GLU
43	DO	100	HIS
44	DQ	76	SER
44	DQ	86	SER
44	DQ	87	VAL
44	DQ	91	ARG
45	DS	25	ARG
45	DS	65	ASP
45	DS	96	ILE
46	DU	5	ARG
46	DU	49	PRO
46	DU	61	GLU
46	DU	62	ALA
46	DU	85	ARG
46	DU	92	VAL
47	DF	78	ILE
47	DF	87	LYS
47	DF	92	GLY
47	DF	103	ILE
47	DF	142	TYR

Continued on next page...

Continued from previous page...

Mol	Chain	Res	Type
48	DG	8	VAL
48	DG	61	TRP
48	DG	84	LYS
48	DG	85	LYS
48	DG	102	ILE
48	DG	117	PRO
48	DG	125	PRO
48	DG	164	ALA
49	DR	43	ASN
49	DR	70	GLU
49	DR	101	ILE
50	DT	19	LYS
51	DZ	31	PRO
51	DZ	35	SER
51	DZ	41	GLU
51	DZ	71	LEU
52	DW	9	THR
52	DW	32	ALA
52	DW	34	SER
52	DW	36	ILE
52	DW	58	LEU
52	DW	70	VAL
53	D6	52	LEU
53	D6	89	GLY
2	AC	3	LYS
2	AC	59	PRO
2	AC	100	ILE
2	AC	104	GLU
2	AC	153	SER
2	AC	176	THR
3	AD	18	LEU
3	AD	22	SER
3	AD	42	ALA
3	AD	86	GLY
3	AD	192	ALA
5	AF	54	LEU
5	AF	62	MET
6	AG	70	PRO
6	AG	127	ALA
7	AH	82	LEU
8	AI	25	GLY
8	AI	42	THR

Continued on next page...

Continued from previous page...

Mol	Chain	Res	Type
9	AJ	38	GLY
9	AJ	61	ALA
9	AJ	62	ARG
9	AJ	74	VAL
10	AK	124	LYS
12	AM	49	GLU
13	AN	31	SER
14	AO	76	ALA
15	AP	33	ILE
15	AP	52	LEU
19	AT	76	ALA
20	AB	76	SER
20	AB	95	TRP
20	AB	114	LYS
21	AU	41	THR
24	BI	23	VAL
25	BC	3	VAL
25	BC	37	SER
25	BC	53	ILE
25	BC	88	ALA
25	BC	131	MET
25	BC	135	PRO
25	BC	142	ASN
25	BC	145	MET
25	BC	195	GLY
25	BC	220	ARG
25	BC	246	PRO
25	BC	250	GLN
26	BD	31	ALA
26	BD	118	PHE
26	BD	127	PHE
26	BD	136	ASN
26	BD	164	GLN
27	BK	6	THR
27	BK	16	ALA
27	BK	46	ALA
28	BP	30	TRP
28	BP	65	ASN
28	BP	73	PHE
29	BE	46	GLN
29	BE	52	VAL
29	BE	61	ARG

Continued on next page...

Continued from previous page...

Mol	Chain	Res	Type
29	BE	69	ARG
29	BE	106	LYS
29	BE	166	LYS
29	BE	188	MET
31	B0	48	TYR
31	B0	54	ILE
32	B4	9	LYS
32	B4	18	LYS
33	B1	36	LYS
34	B3	10	ALA
34	B3	29	ARG
35	BV	71	LYS
35	BV	75	GLN
36	B2	45	SER
37	BL	52	GLY
37	BL	94	THR
38	BM	43	ALA
38	BM	72	PRO
38	BM	134	THR
39	BX	36	GLN
39	BX	46	VAL
40	BH	73	ASN
40	BH	131	SER
42	BN	68	ALA
42	BN	88	ALA
42	BN	100	CYS
43	BO	51	ALA
43	BO	60	GLU
43	BO	68	LYS
43	BO	99	TYR
44	BQ	10	ARG
44	BQ	76	SER
45	BS	13	SER
45	BS	80	PRO
47	BF	9	ASP
47	BF	11	VAL
47	BF	28	PRO
47	BF	42	ALA
47	BF	133	GLU
47	BF	142	TYR
48	BG	2	ARG
48	BG	29	ASN

Continued on next page...

Continued from previous page...

Mol	Chain	Res	Type
48	BG	32	LEU
48	BG	45	ALA
48	BG	111	PRO
48	BG	112	VAL
48	BG	118	ALA
48	BG	151	ARG
48	BG	152	ARG
49	BR	65	ALA
50	BT	11	LEU
50	BT	28	ASN
50	BT	35	ALA
51	BZ	34	HIS
51	BZ	35	SER
51	BZ	70	GLU
52	BW	15	SER
52	BW	27	GLY
52	BW	29	SER
52	BW	32	ALA
52	BW	59	PHE
52	BW	60	ALA
52	BW	77	LYS
2	CC	59	PRO
2	CC	176	THR
3	CD	18	LEU
3	CD	22	SER
3	CD	42	ALA
3	CD	86	GLY
3	CD	192	ALA
5	CF	54	LEU
5	CF	62	MET
6	CG	70	PRO
6	CG	151	ALA
7	CH	82	LEU
8	CI	25	GLY
8	CI	42	THR
9	CJ	38	GLY
9	CJ	56	HIS
9	CJ	74	VAL
10	CK	124	LYS
11	CL	47	ALA
12	CM	3	ILE
12	CM	105	ALA

Continued on next page...

Continued from previous page...

Mol	Chain	Res	Type
13	CN	31	SER
13	CN	48	GLN
14	CO	76	ALA
14	CO	88	ARG
15	CP	33	ILE
15	CP	52	LEU
18	CS	4	LEU
18	CS	7	GLY
19	CT	76	ALA
20	CB	87	ASP
20	CB	95	TRP
20	CB	114	LYS
20	CB	205	ALA
21	CU	41	THR
24	DI	23	VAL
25	DC	3	VAL
25	DC	35	LYS
25	DC	53	ILE
25	DC	88	ALA
25	DC	94	LEU
25	DC	131	MET
25	DC	135	PRO
25	DC	145	MET
25	DC	246	PRO
25	DC	250	GLN
26	DD	31	ALA
26	DD	118	PHE
26	DD	127	PHE
26	DD	136	ASN
26	DD	164	GLN
27	DK	6	THR
27	DK	16	ALA
27	DK	46	ALA
28	DP	37	LYS
28	DP	65	ASN
28	DP	73	PHE
29	DE	46	GLN
29	DE	106	LYS
29	DE	166	LYS
29	DE	188	MET
31	D0	48	TYR
31	D0	54	ILE

Continued on next page...

Continued from previous page...

Mol	Chain	Res	Type
32	D4	9	LYS
32	D4	18	LYS
33	D1	36	LYS
34	D3	10	ALA
34	D3	22	LYS
34	D3	29	ARG
35	DV	71	LYS
35	DV	75	GLN
36	D2	45	SER
37	DL	36	LYS
37	DL	94	THR
38	DM	43	ALA
38	DM	72	PRO
38	DM	134	THR
39	DX	36	GLN
39	DX	46	VAL
40	DH	41	LYS
40	DH	113	SER
42	DN	68	ALA
42	DN	88	ALA
43	DO	22	GLY
43	DO	51	ALA
43	DO	68	LYS
43	DO	99	TYR
44	DQ	10	ARG
45	DS	13	SER
45	DS	80	PRO
46	DU	42	LYS
47	DF	9	ASP
47	DF	11	VAL
47	DF	28	PRO
47	DF	42	ALA
47	DF	133	GLU
48	DG	2	ARG
48	DG	32	LEU
48	DG	45	ALA
48	DG	111	PRO
48	DG	118	ALA
48	DG	151	ARG
48	DG	152	ARG
48	DG	170	THR
49	DR	24	LYS

Continued on next page...

Continued from previous page...

Mol	Chain	Res	Type
49	DR	65	ALA
50	DT	11	LEU
50	DT	28	ASN
50	DT	35	ALA
51	DZ	3	ARG
51	DZ	34	HIS
51	DZ	70	GLU
52	DW	15	SER
52	DW	27	GLY
52	DW	28	GLU
52	DW	59	PHE
52	DW	60	ALA
52	DW	77	LYS
53	D6	112	LYS
2	AC	107	LYS
2	AC	112	ALA
2	AC	167	TYR
3	AD	68	GLU
3	AD	108	ALA
4	AE	43	GLY
4	AE	100	GLU
4	AE	101	GLY
6	AG	81	GLY
7	AH	30	LYS
7	AH	112	ASP
9	AJ	56	HIS
9	AJ	93	ALA
10	AK	14	GLN
10	AK	89	GLY
11	AL	10	PRO
11	AL	14	LYS
11	AL	47	ALA
12	AM	3	ILE
12	AM	16	ILE
12	AM	81	ASP
12	AM	105	ALA
13	AN	30	ILE
13	AN	48	GLN
16	AQ	67	SER
18	AS	63	ASP
19	AT	3	ILE
19	AT	46	ALA

Continued on next page...

Continued from previous page...

Mol	Chain	Res	Type
20	AB	205	ALA
21	AU	9	GLU
21	AU	21	SER
21	AU	36	PHE
25	BC	34	GLU
25	BC	105	ALA
25	BC	186	ASP
25	BC	190	THR
25	BC	196	ASN
25	BC	200	MET
25	BC	202	ARG
25	BC	204	LEU
26	BD	109	VAL
26	BD	121	THR
27	BK	14	SER
27	BK	54	LYS
27	BK	110	GLU
29	BE	21	ARG
29	BE	70	SER
30	BY	9	THR
31	B0	26	SER
34	B3	22	LYS
35	BV	6	ALA
35	BV	45	ASP
37	BL	4	ASN
37	BL	19	LEU
37	BL	81	ASP
37	BL	99	ASN
37	BL	117	THR
38	BM	20	LEU
38	BM	21	ALA
38	BM	70	ASP
40	BH	7	ASP
40	BH	9	VAL
41	BJ	13	ARG
41	BJ	134	ALA
42	BN	70	THR
43	BO	98	GLN
44	BQ	15	LYS
44	BQ	88	GLU
45	BS	18	ARG
45	BS	61	ASN

Continued on next page...

Continued from previous page...

Mol	Chain	Res	Type
46	BU	24	VAL
46	BU	96	LYS
47	BF	41	GLU
47	BF	43	ILE
47	BF	81	GLY
48	BG	9	VAL
48	BG	16	VAL
48	BG	59	ASP
48	BG	97	VAL
49	BR	40	MET
50	BT	8	LEU
50	BT	29	THR
50	BT	66	LYS
51	BZ	3	ARG
52	BW	28	GLU
52	BW	40	ARG
2	CC	100	ILE
2	CC	107	LYS
2	CC	112	ALA
2	CC	153	SER
2	CC	167	TYR
3	CD	68	GLU
3	CD	108	ALA
4	CE	43	GLY
4	CE	100	GLU
5	CF	14	GLN
6	CG	3	ARG
6	CG	92	PRO
9	CJ	62	ARG
9	CJ	93	ALA
11	CL	10	PRO
11	CL	85	ARG
12	CM	22	TYR
12	CM	81	ASP
15	CP	46	LYS
16	CQ	67	SER
18	CS	2	ARG
18	CS	63	ASP
19	CT	41	GLY
19	CT	46	ALA
20	CB	76	SER
21	CU	9	GLU

Continued on next page...

Continued from previous page...

Mol	Chain	Res	Type
21	CU	21	SER
21	CU	36	PHE
24	DI	14	ALA
25	DC	5	CYS
25	DC	34	GLU
25	DC	37	SER
25	DC	105	ALA
25	DC	186	ASP
25	DC	190	THR
25	DC	196	ASN
25	DC	200	MET
25	DC	204	LEU
26	DD	109	VAL
26	DD	121	THR
27	DK	14	SER
27	DK	54	LYS
27	DK	110	GLU
28	DP	30	TRP
28	DP	86	LYS
29	DE	27	LEU
29	DE	52	VAL
29	DE	61	ARG
29	DE	68	ALA
29	DE	69	ARG
29	DE	70	SER
30	DY	9	THR
31	D0	26	SER
35	DV	6	ALA
35	DV	45	ASP
37	DL	4	ASN
37	DL	19	LEU
37	DL	81	ASP
37	DL	99	ASN
37	DL	117	THR
38	DM	20	LEU
38	DM	21	ALA
38	DM	70	ASP
39	DX	37	LEU
40	DH	7	ASP
40	DH	9	VAL
40	DH	96	THR
41	DJ	13	ARG

Continued on next page...

Continued from previous page...

Mol	Chain	Res	Type
43	DO	57	ALA
43	DO	98	GLN
44	DQ	15	LYS
44	DQ	88	GLU
45	DS	18	ARG
45	DS	30	SER
45	DS	61	ASN
46	DU	24	VAL
46	DU	51	LEU
46	DU	59	GLU
46	DU	96	LYS
47	DF	41	GLU
47	DF	81	GLY
48	DG	9	VAL
48	DG	16	VAL
48	DG	29	ASN
48	DG	54	ARG
48	DG	97	VAL
48	DG	109	SER
48	DG	112	VAL
49	DR	40	MET
50	DT	8	LEU
50	DT	29	THR
50	DT	58	VAL
52	DW	12	GLY
2	AC	133	MET
3	AD	27	ILE
4	AE	77	ASN
5	AF	94	HIS
6	AG	92	PRO
7	AH	66	GLN
8	AI	55	ASP
9	AJ	41	PRO
10	AK	125	LYS
11	AL	33	CYS
11	AL	56	LEU
11	AL	85	ARG
12	AM	66	GLY
12	AM	104	ASN
13	AN	51	PRO
14	AO	88	ARG
15	AP	46	LYS

Continued on next page...

Continued from previous page...

Mol	Chain	Res	Type
16	AQ	80	LYS
17	AR	40	PRO
17	AR	43	ILE
18	AS	4	LEU
20	AB	189	ASN
20	AB	200	PRO
21	AU	22	CYS
21	AU	37	TYR
24	BI	49	GLU
25	BC	5	CYS
25	BC	84	PRO
25	BC	189	ALA
25	BC	238	ASN
25	BC	254	LYS
26	BD	54	ALA
26	BD	131	ASP
26	BD	162	ALA
27	BK	93	GLN
27	BK	108	ARG
28	BP	4	ILE
28	BP	86	LYS
29	BE	27	LEU
29	BE	68	ALA
29	BE	73	ILE
29	BE	83	VAL
29	BE	96	VAL
33	B1	50	GLU
36	B2	22	MET
37	BL	58	TYR
37	BL	66	PHE
38	BM	27	SER
38	BM	82	MET
39	BX	37	LEU
40	BH	83	LYS
41	BJ	14	ASP
42	BN	89	SER
45	BS	30	SER
46	BU	12	VAL
46	BU	16	LYS
46	BU	41	VAL
46	BU	45	GLN
46	BU	51	LEU

Continued on next page...

Continued from previous page...

Mol	Chain	Res	Type
46	BU	59	GLU
47	BF	93	GLU
47	BF	110	ILE
47	BF	156	THR
48	BG	54	ARG
48	BG	109	SER
49	BR	52	PRO
49	BR	98	ILE
50	BT	77	ARG
50	BT	86	THR
50	BT	91	GLN
51	BZ	18	ARG
52	BW	12	GLY
52	BW	23	LYS
52	BW	37	VAL
52	BW	78	PHE
53	B6	81	LYS
2	CC	133	MET
3	CD	27	ILE
4	CE	77	ASN
4	CE	101	GLY
5	CF	94	HIS
7	CH	30	LYS
7	CH	66	GLN
7	CH	112	ASP
8	CI	55	ASP
10	CK	14	GLN
10	CK	125	LYS
11	CL	14	LYS
11	CL	56	LEU
12	CM	16	ILE
12	CM	66	GLY
12	CM	104	ASN
13	CN	30	ILE
13	CN	51	PRO
17	CR	40	PRO
17	CR	43	ILE
19	CT	3	ILE
19	CT	4	LYS
25	DC	84	PRO
25	DC	189	ALA
25	DC	202	ARG

Continued on next page...

Continued from previous page...

Mol	Chain	Res	Type
25	DC	238	ASN
25	DC	254	LYS
26	DD	54	ALA
26	DD	112	THR
26	DD	131	ASP
27	DK	93	GLN
28	DP	4	ILE
29	DE	73	ILE
29	DE	83	VAL
29	DE	96	VAL
29	DE	131	THR
33	D1	50	GLU
36	D2	22	MET
37	DL	58	TYR
37	DL	66	PHE
38	DM	26	VAL
38	DM	82	MET
40	DH	109	GLU
40	DH	119	ASN
41	DJ	14	ASP
41	DJ	134	ALA
42	DN	70	THR
42	DN	89	SER
43	DO	27	VAL
43	DO	115	LEU
44	DQ	78	PHE
46	DU	12	VAL
46	DU	16	LYS
46	DU	41	VAL
47	DF	43	ILE
47	DF	93	GLU
47	DF	110	ILE
47	DF	156	THR
48	DG	59	ASP
49	DR	52	PRO
49	DR	98	ILE
50	DT	66	LYS
50	DT	86	THR
50	DT	91	GLN
51	DZ	18	ARG
52	DW	23	LYS
52	DW	29	SER

Continued on next page...

Continued from previous page...

Mol	Chain	Res	Type
52	DW	40	ARG
52	DW	78	PHE
53	D6	61	PRO
3	AD	35	GLN
5	AF	14	GLN
8	AI	101	GLY
8	AI	106	ASP
11	AL	15	VAL
19	AT	4	LYS
19	AT	41	GLY
26	BD	119	ALA
29	BE	129	PRO
29	BE	131	THR
34	B3	58	ILE
35	BV	84	PRO
37	BL	143	GLU
38	BM	24	THR
38	BM	26	VAL
38	BM	73	ILE
40	BH	44	ILE
42	BN	59	SER
43	BO	27	VAL
43	BO	57	ALA
47	BF	136	ILE
48	BG	38	ASP
48	BG	168	VAL
50	BT	55	VAL
52	BW	55	ASP
52	BW	76	ARG
3	CD	29	THR
8	CI	71	ILE
8	CI	101	GLY
8	CI	106	ASP
9	CJ	41	PRO
10	CK	89	GLY
11	CL	33	CYS
13	CN	20	PHE
16	CQ	80	LYS
20	CB	200	PRO
21	CU	37	TYR
24	DI	6	ALA
25	DC	63	ILE

Continued on next page...

Continued from previous page...

Mol	Chain	Res	Type
25	DC	78	GLU
26	DD	143	PRO
26	DD	162	ALA
34	D3	58	ILE
35	DV	84	PRO
38	DM	27	SER
38	DM	73	ILE
38	DM	106	ASP
41	DJ	60	ASP
42	DN	59	SER
44	DQ	18	LYS
44	DQ	89	ILE
46	DU	45	GLN
47	DF	136	ILE
48	DG	168	VAL
50	DT	55	VAL
52	DW	68	PHE
6	AG	5	VAL
26	BD	143	PRO
28	BP	104	GLY
41	BJ	64	VAL
41	BJ	112	GLY
44	BQ	89	ILE
47	BF	82	TYR
48	BG	89	VAL
48	BG	155	PRO
11	CL	15	VAL
16	CQ	28	VAL
29	DE	129	PRO
39	DX	62	GLY
41	DJ	112	GLY
41	DJ	139	VAL
47	DF	82	TYR
48	DG	89	VAL
48	DG	155	PRO
52	DW	37	VAL
16	AQ	31	PRO
25	BC	63	ILE
25	BC	64	VAL
25	BC	106	PRO
25	BC	150	GLY
26	BD	24	VAL

Continued on next page...

Continued from previous page...

Mol	Chain	Res	Type
28	BP	63	ILE
28	BP	83	ILE
30	BY	13	ILE
32	B4	17	VAL
39	BX	62	GLY
41	BJ	139	VAL
43	BO	8	ILE
47	BF	88	VAL
50	BT	10	VAL
6	CG	91	ARG
16	CQ	31	PRO
25	DC	150	GLY
26	DD	24	VAL
27	DK	101	GLY
28	DP	63	ILE
32	D4	17	VAL
41	DJ	64	VAL
43	DO	8	ILE
46	DU	82	VAL
47	DF	88	VAL
47	DF	105	ILE
50	DT	10	VAL
5	AF	51	ILE
8	AI	71	ILE
9	AJ	100	ILE
25	BC	123	ILE
28	BP	46	VAL
38	BM	19	GLY
38	BM	23	GLY
46	BU	82	VAL
47	BF	105	ILE
5	CF	51	ILE
11	CL	3	VAL
25	DC	18	VAL
25	DC	64	VAL
25	DC	106	PRO
25	DC	123	ILE
28	DP	46	VAL
29	DE	59	PRO
29	DE	187	VAL
47	DF	145	VAL
48	DG	18	ILE

Continued on next page...

Continued from previous page...

Mol	Chain	Res	Type
50	DT	65	GLY
6	AG	91	ARG
11	AL	3	VAL
14	AO	36	ILE
16	AQ	28	VAL
21	AU	10	PRO
25	BC	15	VAL
25	BC	18	VAL
29	BE	59	PRO
29	BE	187	VAL
36	B2	44	VAL
37	BL	28	GLY
40	BH	88	GLY
47	BF	145	VAL
48	BG	18	ILE
9	CJ	100	ILE
20	CB	194	GLY
21	CU	10	PRO
25	DC	31	PRO
26	DD	92	VAL
36	D2	44	VAL
37	DL	28	GLY
38	DM	23	GLY
47	DF	123	GLY
52	DW	33	GLY
25	BC	31	PRO
44	BQ	30	VAL
47	BF	123	GLY
50	BT	57	VAL
50	BT	65	GLY
52	BW	33	GLY
25	DC	203	VAL
30	DY	13	ILE
44	DQ	30	VAL

5.3.2 Protein sidechains ⓘ

In the following table, the Percentiles column shows the percent sidechain outliers of the chain as a percentile score with respect to all X-ray entries followed by that with respect to entries of similar resolution.

The Analysed column shows the number of residues for which the sidechain conformation was analysed, and the total number of residues.

Mol	Chain	Analysed	Rotameric	Outliers	Percentiles	
2	AC	170/189 (90%)	144 (85%)	26 (15%)	3	22
2	CC	170/189 (90%)	143 (84%)	27 (16%)	3	21
3	AD	172/172 (100%)	146 (85%)	26 (15%)	3	23
3	CD	172/172 (100%)	147 (86%)	25 (14%)	4	24
4	AE	113/125 (90%)	95 (84%)	18 (16%)	3	21
4	CE	113/125 (90%)	96 (85%)	17 (15%)	3	23
5	AF	87/116 (75%)	76 (87%)	11 (13%)	5	29
5	CF	87/116 (75%)	76 (87%)	11 (13%)	5	29
6	AG	123/146 (84%)	105 (85%)	18 (15%)	3	24
6	CG	125/146 (86%)	106 (85%)	19 (15%)	3	22
7	AH	104/104 (100%)	96 (92%)	8 (8%)	15	51
7	CH	104/104 (100%)	97 (93%)	7 (7%)	19	55
8	AI	105/106 (99%)	91 (87%)	14 (13%)	4	28
8	CI	105/106 (99%)	89 (85%)	16 (15%)	3	22
9	AJ	86/90 (96%)	76 (88%)	10 (12%)	6	33
9	CJ	86/90 (96%)	76 (88%)	10 (12%)	6	33
10	AK	90/98 (92%)	77 (86%)	13 (14%)	4	25
10	CK	90/98 (92%)	75 (83%)	15 (17%)	2	19
11	AL	103/103 (100%)	86 (84%)	17 (16%)	2	19
11	CL	103/103 (100%)	85 (82%)	18 (18%)	2	16
12	AM	92/95 (97%)	77 (84%)	15 (16%)	3	20
12	CM	91/95 (96%)	76 (84%)	15 (16%)	2	19
13	AN	79/83 (95%)	62 (78%)	17 (22%)	1	9
13	CN	79/83 (95%)	62 (78%)	17 (22%)	1	9
14	AO	76/77 (99%)	69 (91%)	7 (9%)	11	42
14	CO	76/77 (99%)	69 (91%)	7 (9%)	11	42
15	AP	65/65 (100%)	59 (91%)	6 (9%)	11	42
15	CP	65/65 (100%)	59 (91%)	6 (9%)	11	42
16	AQ	74/77 (96%)	61 (82%)	13 (18%)	2	16
16	CQ	75/77 (97%)	63 (84%)	12 (16%)	3	20
17	AR	48/64 (75%)	40 (83%)	8 (17%)	2	19
17	CR	48/64 (75%)	39 (81%)	9 (19%)	2	13

Continued on next page...

Continued from previous page...

Mol	Chain	Analysed	Rotameric	Outliers	Percentiles	
18	AS	70/78 (90%)	56 (80%)	14 (20%)	1	12
18	CS	71/78 (91%)	57 (80%)	14 (20%)	1	12
19	AT	65/65 (100%)	55 (85%)	10 (15%)	3	22
19	CT	65/65 (100%)	55 (85%)	10 (15%)	3	22
20	AB	180/198 (91%)	148 (82%)	32 (18%)	2	16
20	CB	180/198 (91%)	150 (83%)	30 (17%)	2	19
21	AU	44/60 (73%)	32 (73%)	12 (27%)	0	4
21	CU	44/60 (73%)	32 (73%)	12 (27%)	0	4
24	BI	109/109 (100%)	107 (98%)	2 (2%)	64	85
24	DI	109/109 (100%)	103 (94%)	6 (6%)	25	62
25	BC	216/217 (100%)	179 (83%)	37 (17%)	2	17
25	DC	216/217 (100%)	176 (82%)	40 (18%)	2	14
26	BD	164/164 (100%)	135 (82%)	29 (18%)	2	16
26	DD	164/164 (100%)	134 (82%)	30 (18%)	2	14
27	BK	102/104 (98%)	80 (78%)	22 (22%)	1	9
27	DK	102/104 (98%)	81 (79%)	21 (21%)	1	10
28	BP	99/99 (100%)	80 (81%)	19 (19%)	1	13
28	DP	99/99 (100%)	80 (81%)	19 (19%)	1	13
29	BE	165/165 (100%)	143 (87%)	22 (13%)	4	28
29	DE	165/165 (100%)	142 (86%)	23 (14%)	4	27
30	BY	48/48 (100%)	38 (79%)	10 (21%)	1	10
30	DY	48/48 (100%)	38 (79%)	10 (21%)	1	10
31	B0	47/47 (100%)	38 (81%)	9 (19%)	2	13
31	D0	47/47 (100%)	38 (81%)	9 (19%)	2	13
32	B4	34/34 (100%)	28 (82%)	6 (18%)	2	16
32	D4	34/34 (100%)	29 (85%)	5 (15%)	3	24
33	B1	45/48 (94%)	40 (89%)	5 (11%)	7	34
33	D1	45/48 (94%)	41 (91%)	4 (9%)	11	44
34	B3	51/51 (100%)	45 (88%)	6 (12%)	6	32
34	D3	51/51 (100%)	46 (90%)	5 (10%)	9	39
35	BV	78/78 (100%)	64 (82%)	14 (18%)	2	15

Continued on next page...

Continued from previous page...

Mol	Chain	Analysed	Rotameric	Outliers	Percentiles	
35	DV	78/78 (100%)	64 (82%)	14 (18%)	2	15
36	B2	38/38 (100%)	28 (74%)	10 (26%)	0	5
36	D2	38/38 (100%)	28 (74%)	10 (26%)	0	5
37	BL	102/103 (99%)	91 (89%)	11 (11%)	7	36
37	DL	102/103 (99%)	91 (89%)	11 (11%)	7	36
38	BM	109/109 (100%)	87 (80%)	22 (20%)	1	11
38	DM	109/109 (100%)	87 (80%)	22 (20%)	1	11
39	BX	55/55 (100%)	46 (84%)	9 (16%)	2	19
39	DX	55/55 (100%)	46 (84%)	9 (16%)	2	19
40	BH	114/114 (100%)	79 (69%)	35 (31%)	0	3
40	DH	114/114 (100%)	89 (78%)	25 (22%)	1	9
41	BJ	116/116 (100%)	100 (86%)	16 (14%)	4	27
41	DJ	116/116 (100%)	100 (86%)	16 (14%)	4	27
42	BN	100/103 (97%)	84 (84%)	16 (16%)	3	20
42	DN	100/103 (97%)	84 (84%)	16 (16%)	3	20
43	BO	86/87 (99%)	71 (83%)	15 (17%)	2	16
43	DO	86/87 (99%)	72 (84%)	14 (16%)	3	20
44	BQ	89/89 (100%)	79 (89%)	10 (11%)	7	34
44	DQ	89/89 (100%)	79 (89%)	10 (11%)	7	34
45	BS	93/93 (100%)	77 (83%)	16 (17%)	2	17
45	DS	93/93 (100%)	77 (83%)	16 (17%)	2	17
46	BU	83/84 (99%)	65 (78%)	18 (22%)	1	9
46	DU	83/84 (99%)	65 (78%)	18 (22%)	1	9
47	BF	149/149 (100%)	117 (78%)	32 (22%)	1	9
47	DF	149/149 (100%)	117 (78%)	32 (22%)	1	9
48	BG	137/137 (100%)	110 (80%)	27 (20%)	1	12
48	DG	137/137 (100%)	112 (82%)	25 (18%)	2	14
49	BR	84/84 (100%)	71 (84%)	13 (16%)	3	22
49	DR	84/84 (100%)	70 (83%)	14 (17%)	2	19
50	BT	80/84 (95%)	64 (80%)	16 (20%)	1	12
50	DT	80/84 (95%)	64 (80%)	16 (20%)	1	12

Continued on next page...

Continued from previous page...

Mol	Chain	Analysed	Rotameric	Outliers	Percentiles	
51	BZ	67/68 (98%)	53 (79%)	14 (21%)	1	10
51	DZ	67/68 (98%)	56 (84%)	11 (16%)	2	19
52	BW	59/62 (95%)	42 (71%)	17 (29%)	0	3
52	DW	59/62 (95%)	42 (71%)	17 (29%)	0	3
53	B6	157/157 (100%)	137 (87%)	20 (13%)	5	29
53	D6	157/157 (100%)	134 (85%)	23 (15%)	3	24
All	All	9647/10014 (96%)	8066 (84%)	1581 (16%)	2	19

All (1581) residues with a non-rotameric sidechain are listed below:

Mol	Chain	Res	Type
2	AC	2	GLN
2	AC	13	ILE
2	AC	17	TRP
2	AC	20	THR
2	AC	27	GLU
2	AC	28	PHE
2	AC	35	ASP
2	AC	41	TYR
2	AC	48	LYS
2	AC	61	LYS
2	AC	62	SER
2	AC	63	ILE
2	AC	64	ARG
2	AC	88	LYS
2	AC	101	ASN
2	AC	106	ARG
2	AC	126	ARG
2	AC	128	MET
2	AC	131	ARG
2	AC	155	ARG
2	AC	167	TYR
2	AC	168	ARG
2	AC	171	ARG
2	AC	184	ASN
2	AC	192	TYR
2	AC	206	ILE
3	AD	7	LYS
3	AD	18	LEU
3	AD	25	ARG

Continued on next page...

Continued from previous page...

Mol	Chain	Res	Type
3	AD	28	ASP
3	AD	35	GLN
3	AD	39	GLN
3	AD	49	ASP
3	AD	55	ARG
3	AD	70	GLN
3	AD	84	ASN
3	AD	87	GLU
3	AD	97	LEU
3	AD	118	SER
3	AD	146	GLU
3	AD	147	LYS
3	AD	151	GLN
3	AD	153	ARG
3	AD	155	LYS
3	AD	160	LEU
3	AD	170	LEU
3	AD	176	LYS
3	AD	183	ARG
3	AD	186	GLU
3	AD	189	ASP
3	AD	190	LEU
3	AD	196	GLU
4	AE	9	GLU
4	AE	23	THR
4	AE	31	SER
4	AE	44	ARG
4	AE	45	VAL
4	AE	51	LYS
4	AE	61	LYS
4	AE	64	GLU
4	AE	70	MET
4	AE	72	ASN
4	AE	92	ARG
4	AE	119	VAL
4	AE	123	LEU
4	AE	127	TYR
4	AE	145	ASN
4	AE	147	ASN
4	AE	151	MET
4	AE	156	ARG
5	AF	6	ILE

Continued on next page...

Continued from previous page...

Mol	Chain	Res	Type
5	AF	13	ASP
5	AF	16	GLU
5	AF	39	LEU
5	AF	53	LYS
5	AF	55	HIS
5	AF	61	LEU
5	AF	65	GLU
5	AF	69	GLU
5	AF	86	ARG
5	AF	98	GLU
6	AG	6	ILE
6	AG	10	LYS
6	AG	11	ILE
6	AG	21	LEU
6	AG	49	LEU
6	AG	55	LYS
6	AG	56	SER
6	AG	58	LEU
6	AG	62	GLU
6	AG	78	ARG
6	AG	94	ARG
6	AG	109	LYS
6	AG	110	ARG
6	AG	112	ASP
6	AG	117	LEU
6	AG	132	THR
6	AG	137	ARG
6	AG	142	ARG
7	AH	49	LYS
7	AH	53	ASP
7	AH	55	LYS
7	AH	57	GLU
7	AH	72	GLU
7	AH	76	ARG
7	AH	111	THR
7	AH	113	ARG
8	AI	4	GLN
8	AI	24	ASN
8	AI	36	GLN
8	AI	45	MET
8	AI	58	GLU
8	AI	62	LEU

Continued on next page...

Continued from previous page...

Mol	Chain	Res	Type
8	AI	67	LYS
8	AI	74	GLN
8	AI	84	ARG
8	AI	87	MET
8	AI	94	ARG
8	AI	109	GLN
8	AI	122	ARG
8	AI	123	ARG
9	AJ	17	LEU
9	AJ	31	ARG
9	AJ	37	ARG
9	AJ	47	GLU
9	AJ	52	LEU
9	AJ	87	LEU
9	AJ	88	MET
9	AJ	89	ARG
9	AJ	92	LEU
9	AJ	97	ASP
10	AK	28	ASN
10	AK	29	THR
10	AK	34	THR
10	AK	51	PHE
10	AK	55	ARG
10	AK	75	GLU
10	AK	76	TYR
10	AK	80	ASN
10	AK	82	GLU
10	AK	84	MET
10	AK	100	ASN
10	AK	105	ARG
10	AK	118	ASN
11	AL	9	LYS
11	AL	13	ARG
11	AL	14	LYS
11	AL	15	VAL
11	AL	17	LYS
11	AL	19	ASN
11	AL	28	GLN
11	AL	33	CYS
11	AL	35	ARG
11	AL	38	THR
11	AL	43	LYS

Continued on next page...

Continued from previous page...

Mol	Chain	Res	Type
11	AL	49	ARG
11	AL	77	SER
11	AL	85	ARG
11	AL	95	HIS
11	AL	107	LYS
11	AL	122	LYS
12	AM	2	ARG
12	AM	28	ARG
12	AM	40	GLU
12	AM	44	ILE
12	AM	46	GLU
12	AM	57	ASP
12	AM	65	GLU
12	AM	70	ARG
12	AM	71	GLU
12	AM	79	LEU
12	AM	82	LEU
12	AM	91	ARG
12	AM	102	LYS
12	AM	103	THR
12	AM	106	ARG
13	AN	3	GLN
13	AN	4	SER
13	AN	5	MET
13	AN	17	ASP
13	AN	25	GLU
13	AN	26	LEU
13	AN	27	LYS
13	AN	40	ARG
13	AN	41	TRP
13	AN	50	LEU
13	AN	52	ARG
13	AN	53	ASP
13	AN	55	SER
13	AN	65	GLN
13	AN	68	ARG
13	AN	96	LYS
13	AN	97	LYS
14	AO	11	ILE
14	AO	42	HIS
14	AO	54	ARG
14	AO	66	LEU

Continued on next page...

Continued from previous page...

Mol	Chain	Res	Type
14	AO	70	LEU
14	AO	71	LYS
14	AO	88	ARG
15	AP	5	ARG
15	AP	26	ASN
15	AP	28	ARG
15	AP	45	GLU
15	AP	51	ARG
15	AP	68	SER
16	AQ	3	LYS
16	AQ	5	ARG
16	AQ	10	ARG
16	AQ	37	ILE
16	AQ	39	ARG
16	AQ	48	GLU
16	AQ	59	GLU
16	AQ	60	ILE
16	AQ	61	ARG
16	AQ	66	LEU
16	AQ	74	LEU
16	AQ	79	GLU
16	AQ	80	LYS
17	AR	21	ASP
17	AR	23	LYS
17	AR	33	THR
17	AR	35	SER
17	AR	38	ILE
17	AR	44	THR
17	AR	46	THR
17	AR	60	ARG
18	AS	2	ARG
18	AS	4	LEU
18	AS	5	LYS
18	AS	13	HIS
18	AS	14	LEU
18	AS	20	LYS
18	AS	26	ASP
18	AS	27	LYS
18	AS	28	LYS
18	AS	42	ASN
18	AS	47	THR
18	AS	55	GLN

Continued on next page...

Continued from previous page...

Mol	Chain	Res	Type
18	AS	64	GLU
18	AS	80	ARG
19	AT	3	ILE
19	AT	4	LYS
19	AT	5	SER
19	AT	25	SER
19	AT	35	TYR
19	AT	43	LYS
19	AT	53	MET
19	AT	69	ASN
19	AT	74	HIS
19	AT	77	ASN
20	AB	8	MET
20	AB	19	THR
20	AB	23	ASN
20	AB	27	LYS
20	AB	35	ASN
20	AB	38	HIS
20	AB	46	VAL
20	AB	48	MET
20	AB	51	GLU
20	AB	62	ARG
20	AB	67	LEU
20	AB	72	LYS
20	AB	87	ASP
20	AB	88	GLN
20	AB	94	ARG
20	AB	99	MET
20	AB	104	LYS
20	AB	107	ARG
20	AB	113	LEU
20	AB	121	GLN
20	AB	125	PHE
20	AB	127	LYS
20	AB	128	LEU
20	AB	144	GLU
20	AB	156	LEU
20	AB	176	ASN
20	AB	187	ASP
20	AB	196	ASP
20	AB	202	ASN
20	AB	211	LEU

Continued on next page...

Continued from previous page...

Mol	Chain	Res	Type
20	AB	212	TYR
20	AB	221	ARG
21	AU	11	PHE
21	AU	15	LEU
21	AU	16	ARG
21	AU	20	ARG
21	AU	24	LYS
21	AU	27	VAL
21	AU	33	ARG
21	AU	34	ARG
21	AU	36	PHE
21	AU	38	GLU
21	AU	44	ARG
21	AU	48	LYS
24	BI	63	ASP
24	BI	96	LYS
25	BC	4	LYS
25	BC	5	CYS
25	BC	12	ARG
25	BC	23	LEU
25	BC	43	ASN
25	BC	45	ASN
25	BC	52	HIS
25	BC	53	ILE
25	BC	62	ARG
25	BC	65	ASP
25	BC	86	ARG
25	BC	89	ASN
25	BC	90	ILE
25	BC	100	ARG
25	BC	123	ILE
25	BC	129	LEU
25	BC	134	ILE
25	BC	142	ASN
25	BC	155	ARG
25	BC	166	ARG
25	BC	172	THR
25	BC	173	LEU
25	BC	176	ARG
25	BC	180	MET
25	BC	190	THR
25	BC	191	LEU

Continued on next page...

Continued from previous page...

Mol	Chain	Res	Type
25	BC	202	ARG
25	BC	212	TRP
25	BC	213	ARG
25	BC	224	MET
25	BC	239	PHE
25	BC	249	VAL
25	BC	251	THR
25	BC	257	ARG
25	BC	267	VAL
25	BC	268	ARG
25	BC	269	ARG
26	BD	17	GLU
26	BD	35	THR
26	BD	36	GLN
26	BD	40	LEU
26	BD	46	ARG
26	BD	56	LYS
26	BD	59	ARG
26	BD	79	LEU
26	BD	81	GLU
26	BD	84	LEU
26	BD	89	GLU
26	BD	91	THR
26	BD	99	GLU
26	BD	124	ARG
26	BD	131	ASP
26	BD	137	SER
26	BD	138	LEU
26	BD	142	VAL
26	BD	148	GLN
26	BD	151	THR
26	BD	154	LYS
26	BD	159	LYS
26	BD	165	MET
26	BD	167	ASN
26	BD	179	ARG
26	BD	186	LEU
26	BD	201	LEU
26	BD	204	LYS
26	BD	207	VAL
27	BK	8	LEU
27	BK	21	CYS

Continued on next page...

Continued from previous page...

Mol	Chain	Res	Type
27	BK	32	TYR
27	BK	39	ILE
27	BK	41	ILE
27	BK	47	ILE
27	BK	52	VAL
27	BK	53	LYS
27	BK	54	LYS
27	BK	58	LEU
27	BK	64	ARG
27	BK	72	PRO
27	BK	79	PHE
27	BK	86	LEU
27	BK	87	LEU
27	BK	98	ARG
27	BK	104	THR
27	BK	105	ARG
27	BK	107	LEU
27	BK	108	ARG
27	BK	111	LYS
27	BK	120	PRO
28	BP	3	ILE
28	BP	6	GLN
28	BP	19	PHE
28	BP	20	ARG
28	BP	24	THR
28	BP	25	VAL
28	BP	28	LYS
28	BP	33	GLU
28	BP	37	LYS
28	BP	38	ARG
28	BP	43	GLU
28	BP	61	ARG
28	BP	83	ILE
28	BP	99	LEU
28	BP	100	ARG
28	BP	101	GLU
28	BP	111	GLU
28	BP	112	ARG
28	BP	114	ASN
29	BE	2	GLU
29	BE	12	LEU
29	BE	22	ASP

Continued on next page...

Continued from previous page...

Mol	Chain	Res	Type
29	BE	24	ASN
29	BE	40	ARG
29	BE	51	GLU
29	BE	58	LYS
29	BE	60	TRP
29	BE	62	GLN
29	BE	67	ARG
29	BE	75	SER
29	BE	78	TRP
29	BE	108	ILE
29	BE	116	ASP
29	BE	118	LEU
29	BE	122	GLU
29	BE	124	PHE
29	BE	133	LEU
29	BE	147	LEU
29	BE	153	LEU
29	BE	163	ASN
29	BE	170	ARG
30	BY	2	LYS
30	BY	3	THR
30	BY	6	ILE
30	BY	15	ARG
30	BY	16	LEU
30	BY	19	HIS
30	BY	23	LEU
30	BY	30	ARG
30	BY	37	ARG
30	BY	57	GLU
31	B0	3	GLN
31	B0	26	SER
31	B0	27	LEU
31	B0	37	HIS
31	B0	41	HIS
31	B0	45	ASP
31	B0	51	ARG
31	B0	53	VAL
31	B0	56	LYS
32	B4	3	VAL
32	B4	6	SER
32	B4	9	LYS
32	B4	28	SER

Continued on next page...

Continued from previous page...

Mol	Chain	Res	Type
32	B4	35	GLN
32	B4	37	GLN
33	B1	6	GLU
33	B1	8	ILE
33	B1	9	LYS
33	B1	35	LEU
33	B1	44	GLN
34	B3	7	ARG
34	B3	14	LYS
34	B3	18	LYS
34	B3	27	ASN
34	B3	42	HIS
34	B3	61	LEU
35	BV	7	GLU
35	BV	12	GLN
35	BV	18	ARG
35	BV	40	ILE
35	BV	42	LEU
35	BV	46	LYS
35	BV	51	GLN
35	BV	53	LYS
35	BV	55	GLU
35	BV	66	ASP
35	BV	70	ILE
35	BV	75	GLN
35	BV	89	ILE
35	BV	90	ASP
36	B2	4	THR
36	B2	10	LEU
36	B2	19	ARG
36	B2	22	MET
36	B2	24	THR
36	B2	33	ARG
36	B2	39	ARG
36	B2	41	ARG
36	B2	42	LEU
36	B2	43	THR
37	BL	12	SER
37	BL	40	SER
37	BL	47	ARG
37	BL	60	ARG
37	BL	69	ARG

Continued on next page...

Continued from previous page...

Mol	Chain	Res	Type
37	BL	91	ASP
37	BL	92	LEU
37	BL	95	LEU
37	BL	112	LEU
37	BL	118	THR
37	BL	123	ARG
38	BM	1	MET
38	BM	10	ARG
38	BM	20	LEU
38	BM	25	ASP
38	BM	38	ARG
38	BM	47	GLU
38	BM	58	LYS
38	BM	59	ARG
38	BM	63	ILE
38	BM	65	ILE
38	BM	70	ASP
38	BM	90	GLU
38	BM	91	TYR
38	BM	95	LEU
38	BM	100	LYS
38	BM	104	GLU
38	BM	105	MET
38	BM	108	VAL
38	BM	110	GLU
38	BM	115	GLU
38	BM	127	LYS
38	BM	131	VAL
39	BX	14	LEU
39	BX	18	LEU
39	BX	25	GLN
39	BX	28	LEU
39	BX	29	ARG
39	BX	41	HIS
39	BX	48	ARG
39	BX	57	LEU
39	BX	59	GLU
40	BH	3	VAL
40	BH	12	LEU
40	BH	15	LEU
40	BH	17	ASP
40	BH	28	ASN

Continued on next page...

Continued from previous page...

Mol	Chain	Res	Type
40	BH	31	VAL
40	BH	32	PRO
40	BH	33	GLN
40	BH	43	ASN
40	BH	44	ILE
40	BH	47	PHE
40	BH	48	GLU
40	BH	50	ARG
40	BH	53	GLU
40	BH	54	LEU
40	BH	58	LEU
40	BH	60	GLU
40	BH	62	LEU
40	BH	66	ASN
40	BH	68	ARG
40	BH	71	LYS
40	BH	73	ASN
40	BH	76	GLU
40	BH	87	GLU
40	BH	89	LYS
40	BH	98	ASP
40	BH	101	ASP
40	BH	109	GLU
40	BH	112	LYS
40	BH	114	GLU
40	BH	116	ARG
40	BH	127	GLU
40	BH	130	VAL
40	BH	138	VAL
40	BH	141	LYS
41	BJ	2	LYS
41	BJ	5	THR
41	BJ	12	LYS
41	BJ	28	LEU
41	BJ	35	ARG
41	BJ	44	TYR
41	BJ	65	THR
41	BJ	71	ASP
41	BJ	76	HIS
41	BJ	95	ARG
41	BJ	111	LYS
41	BJ	120	ARG

Continued on next page...

Continued from previous page...

Mol	Chain	Res	Type
41	BJ	124	VAL
41	BJ	129	GLU
41	BJ	136	GLN
41	BJ	138	GLN
42	BN	1	MET
42	BN	2	ARG
42	BN	9	GLN
42	BN	11	ASN
42	BN	18	GLN
42	BN	20	MET
42	BN	35	LYS
42	BN	46	ARG
42	BN	59	SER
42	BN	69	ARG
42	BN	71	ARG
42	BN	82	GLU
42	BN	83	LEU
42	BN	114	GLU
42	BN	118	ARG
42	BN	120	GLU
43	BO	3	LYS
43	BO	9	ARG
43	BO	17	LYS
43	BO	20	GLU
43	BO	31	THR
43	BO	36	TYR
43	BO	43	ASN
43	BO	69	ASP
43	BO	78	VAL
43	BO	80	GLU
43	BO	89	ASP
43	BO	98	GLN
43	BO	100	HIS
43	BO	104	GLN
43	BO	106	LEU
44	BQ	5	ARG
44	BQ	10	ARG
44	BQ	13	HIS
44	BQ	29	ARG
44	BQ	63	ARG
44	BQ	79	ILE
44	BQ	83	LYS

Continued on next page...

Continued from previous page...

Mol	Chain	Res	Type
44	BQ	84	LYS
44	BQ	90	ASP
44	BQ	96	ASP
45	BS	1	MET
45	BS	6	LYS
45	BS	18	ARG
45	BS	22	ASP
45	BS	33	LEU
45	BS	39	THR
45	BS	55	ILE
45	BS	62	ASP
45	BS	66	ILE
45	BS	72	THR
45	BS	73	LYS
45	BS	84	ARG
45	BS	86	MET
45	BS	88	ARG
45	BS	99	ARG
45	BS	100	THR
46	BU	7	ASP
46	BU	11	ILE
46	BU	13	LEU
46	BU	20	LYS
46	BU	30	SER
46	BU	34	ILE
46	BU	49	PRO
46	BU	51	LEU
46	BU	52	ASN
46	BU	53	GLN
46	BU	60	LYS
46	BU	64	ILE
46	BU	65	GLN
46	BU	73	ASN
46	BU	78	LYS
46	BU	80	ASP
46	BU	81	ARG
46	BU	85	ARG
47	BF	2	LYS
47	BF	13	LYS
47	BF	15	LEU
47	BF	18	GLU
47	BF	29	ARG

Continued on next page...

Continued from previous page...

Mol	Chain	Res	Type
47	BF	32	LYS
47	BF	50	ASP
47	BF	55	ASP
47	BF	56	LEU
47	BF	59	ILE
47	BF	76	PHE
47	BF	82	TYR
47	BF	86	CYS
47	BF	91	ARG
47	BF	96	TRP
47	BF	97	GLU
47	BF	101	ARG
47	BF	102	LEU
47	BF	103	ILE
47	BF	109	ARG
47	BF	111	ARG
47	BF	121	PHE
47	BF	126	ASN
47	BF	129	MET
47	BF	134	GLN
47	BF	137	PHE
47	BF	138	PRO
47	BF	147	ARG
47	BF	149	ARG
47	BF	174	PHE
47	BF	177	ARG
47	BF	178	LYS
48	BG	1	SER
48	BG	2	ARG
48	BG	15	ASP
48	BG	17	LYS
48	BG	24	THR
48	BG	31	GLU
48	BG	34	ARG
48	BG	36	LEU
48	BG	54	ARG
48	BG	55	ASP
48	BG	61	TRP
48	BG	68	ARG
48	BG	70	LEU
48	BG	71	LEU
48	BG	80	GLU

Continued on next page...

Continued from previous page...

Mol	Chain	Res	Type
48	BG	84	LYS
48	BG	85	LYS
48	BG	86	LEU
48	BG	94	ARG
48	BG	106	LEU
48	BG	120	ILE
48	BG	132	LEU
48	BG	138	GLN
48	BG	148	ARG
48	BG	154	GLU
48	BG	162	ARG
48	BG	166	GLU
49	BR	4	VAL
49	BR	22	LEU
49	BR	39	LEU
49	BR	40	MET
49	BR	45	GLU
49	BR	48	LYS
49	BR	53	PHE
49	BR	55	ASP
49	BR	70	GLU
49	BR	71	LYS
49	BR	72	VAL
49	BR	79	ARG
49	BR	86	GLN
50	BT	2	ILE
50	BT	3	ARG
50	BT	4	GLU
50	BT	7	LEU
50	BT	9	LYS
50	BT	11	LEU
50	BT	12	ARG
50	BT	24	MET
50	BT	32	LEU
50	BT	64	LYS
50	BT	68	LYS
50	BT	69	ARG
50	BT	70	HIS
50	BT	73	ARG
50	BT	81	LYS
50	BT	87	LEU
51	BZ	25	THR

Continued on next page...

Continued from previous page...

Mol	Chain	Res	Type
51	BZ	27	ARG
51	BZ	28	ARG
51	BZ	33	LEU
51	BZ	37	ARG
51	BZ	41	GLU
51	BZ	46	PHE
51	BZ	48	THR
51	BZ	49	LEU
51	BZ	50	ARG
51	BZ	64	ILE
51	BZ	66	THR
51	BZ	72	ARG
51	BZ	78	TYR
52	BW	13	ARG
52	BW	14	ASP
52	BW	16	GLU
52	BW	18	LYS
52	BW	19	ARG
52	BW	23	LYS
52	BW	24	ARG
52	BW	25	PHE
52	BW	38	ARG
52	BW	39	GLN
52	BW	40	ARG
52	BW	44	PHE
52	BW	49	ASN
52	BW	50	VAL
52	BW	54	ARG
52	BW	77	LYS
52	BW	80	SER
53	B6	1	MET
53	B6	6	LEU
53	B6	16	LYS
53	B6	17	SER
53	B6	29	ARG
53	B6	39	LEU
53	B6	52	LEU
53	B6	55	ILE
53	B6	62	ASP
53	B6	66	LEU
53	B6	73	GLN
53	B6	93	SER

Continued on next page...

Continued from previous page...

Mol	Chain	Res	Type
53	B6	106	LEU
53	B6	109	GLU
53	B6	114	LEU
53	B6	147	LEU
53	B6	154	THR
53	B6	165	THR
53	B6	177	GLU
53	B6	183	ILE
2	CC	2	GLN
2	CC	13	ILE
2	CC	17	TRP
2	CC	20	THR
2	CC	27	GLU
2	CC	28	PHE
2	CC	35	ASP
2	CC	41	TYR
2	CC	48	LYS
2	CC	61	LYS
2	CC	62	SER
2	CC	63	ILE
2	CC	64	ARG
2	CC	88	LYS
2	CC	100	ILE
2	CC	101	ASN
2	CC	106	ARG
2	CC	126	ARG
2	CC	128	MET
2	CC	131	ARG
2	CC	155	ARG
2	CC	167	TYR
2	CC	168	ARG
2	CC	171	ARG
2	CC	184	ASN
2	CC	192	TYR
2	CC	206	ILE
3	CD	7	LYS
3	CD	18	LEU
3	CD	25	ARG
3	CD	28	ASP
3	CD	35	GLN
3	CD	39	GLN
3	CD	55	ARG

Continued on next page...

Continued from previous page...

Mol	Chain	Res	Type
3	CD	70	GLN
3	CD	84	ASN
3	CD	87	GLU
3	CD	97	LEU
3	CD	118	SER
3	CD	146	GLU
3	CD	147	LYS
3	CD	151	GLN
3	CD	153	ARG
3	CD	155	LYS
3	CD	160	LEU
3	CD	170	LEU
3	CD	176	LYS
3	CD	183	ARG
3	CD	186	GLU
3	CD	189	ASP
3	CD	190	LEU
3	CD	196	GLU
4	CE	9	GLU
4	CE	23	THR
4	CE	31	SER
4	CE	44	ARG
4	CE	45	VAL
4	CE	51	LYS
4	CE	61	LYS
4	CE	64	GLU
4	CE	70	MET
4	CE	72	ASN
4	CE	92	ARG
4	CE	119	VAL
4	CE	123	LEU
4	CE	127	TYR
4	CE	147	ASN
4	CE	151	MET
4	CE	156	ARG
5	CF	6	ILE
5	CF	13	ASP
5	CF	16	GLU
5	CF	39	LEU
5	CF	53	LYS
5	CF	55	HIS
5	CF	61	LEU

Continued on next page...

Continued from previous page...

Mol	Chain	Res	Type
5	CF	65	GLU
5	CF	69	GLU
5	CF	86	ARG
5	CF	98	GLU
6	CG	4	ARG
6	CG	10	LYS
6	CG	11	ILE
6	CG	21	LEU
6	CG	49	LEU
6	CG	55	LYS
6	CG	56	SER
6	CG	58	LEU
6	CG	62	GLU
6	CG	78	ARG
6	CG	94	ARG
6	CG	109	LYS
6	CG	110	ARG
6	CG	112	ASP
6	CG	117	LEU
6	CG	132	THR
6	CG	137	ARG
6	CG	142	ARG
6	CG	153	TYR
7	CH	49	LYS
7	CH	53	ASP
7	CH	55	LYS
7	CH	57	GLU
7	CH	72	GLU
7	CH	111	THR
7	CH	113	ARG
8	CI	4	GLN
8	CI	24	ASN
8	CI	30	ASN
8	CI	36	GLN
8	CI	45	MET
8	CI	58	GLU
8	CI	62	LEU
8	CI	67	LYS
8	CI	74	GLN
8	CI	84	ARG
8	CI	87	MET
8	CI	93	LEU

Continued on next page...

Continued from previous page...

Mol	Chain	Res	Type
8	CI	94	ARG
8	CI	109	GLN
8	CI	122	ARG
8	CI	123	ARG
9	CJ	17	LEU
9	CJ	31	ARG
9	CJ	37	ARG
9	CJ	47	GLU
9	CJ	52	LEU
9	CJ	87	LEU
9	CJ	88	MET
9	CJ	89	ARG
9	CJ	92	LEU
9	CJ	97	ASP
10	CK	28	ASN
10	CK	29	THR
10	CK	34	THR
10	CK	51	PHE
10	CK	55	ARG
10	CK	68	ARG
10	CK	75	GLU
10	CK	76	TYR
10	CK	80	ASN
10	CK	82	GLU
10	CK	84	MET
10	CK	100	ASN
10	CK	105	ARG
10	CK	112	VAL
10	CK	118	ASN
11	CL	9	LYS
11	CL	13	ARG
11	CL	14	LYS
11	CL	15	VAL
11	CL	17	LYS
11	CL	18	SER
11	CL	19	ASN
11	CL	28	GLN
11	CL	33	CYS
11	CL	35	ARG
11	CL	38	THR
11	CL	43	LYS
11	CL	49	ARG

Continued on next page...

Continued from previous page...

Mol	Chain	Res	Type
11	CL	77	SER
11	CL	85	ARG
11	CL	95	HIS
11	CL	107	LYS
11	CL	122	LYS
12	CM	2	ARG
12	CM	28	ARG
12	CM	40	GLU
12	CM	44	ILE
12	CM	46	GLU
12	CM	57	ASP
12	CM	65	GLU
12	CM	70	ARG
12	CM	71	GLU
12	CM	79	LEU
12	CM	82	LEU
12	CM	91	ARG
12	CM	102	LYS
12	CM	103	THR
12	CM	106	ARG
13	CN	3	GLN
13	CN	4	SER
13	CN	5	MET
13	CN	17	ASP
13	CN	25	GLU
13	CN	26	LEU
13	CN	27	LYS
13	CN	40	ARG
13	CN	41	TRP
13	CN	50	LEU
13	CN	52	ARG
13	CN	53	ASP
13	CN	55	SER
13	CN	65	GLN
13	CN	68	ARG
13	CN	96	LYS
13	CN	97	LYS
14	CO	11	ILE
14	CO	42	HIS
14	CO	54	ARG
14	CO	66	LEU
14	CO	70	LEU

Continued on next page...

Continued from previous page...

Mol	Chain	Res	Type
14	CO	71	LYS
14	CO	88	ARG
15	CP	5	ARG
15	CP	26	ASN
15	CP	28	ARG
15	CP	45	GLU
15	CP	51	ARG
15	CP	68	SER
16	CQ	3	LYS
16	CQ	5	ARG
16	CQ	10	ARG
16	CQ	37	ILE
16	CQ	48	GLU
16	CQ	59	GLU
16	CQ	60	ILE
16	CQ	61	ARG
16	CQ	66	LEU
16	CQ	74	LEU
16	CQ	79	GLU
16	CQ	80	LYS
17	CR	21	ASP
17	CR	23	LYS
17	CR	33	THR
17	CR	35	SER
17	CR	38	ILE
17	CR	44	THR
17	CR	46	THR
17	CR	60	ARG
17	CR	71	ASP
18	CS	2	ARG
18	CS	4	LEU
18	CS	5	LYS
18	CS	13	HIS
18	CS	14	LEU
18	CS	20	LYS
18	CS	26	ASP
18	CS	27	LYS
18	CS	28	LYS
18	CS	42	ASN
18	CS	47	THR
18	CS	55	GLN
18	CS	64	GLU

Continued on next page...

Continued from previous page...

Mol	Chain	Res	Type
18	CS	80	ARG
19	CT	3	ILE
19	CT	4	LYS
19	CT	5	SER
19	CT	25	SER
19	CT	35	TYR
19	CT	43	LYS
19	CT	53	MET
19	CT	69	ASN
19	CT	74	HIS
19	CT	77	ASN
20	CB	8	MET
20	CB	19	THR
20	CB	23	ASN
20	CB	27	LYS
20	CB	35	ASN
20	CB	46	VAL
20	CB	48	MET
20	CB	51	GLU
20	CB	62	ARG
20	CB	67	LEU
20	CB	72	LYS
20	CB	86	CYS
20	CB	87	ASP
20	CB	88	GLN
20	CB	94	ARG
20	CB	99	MET
20	CB	104	LYS
20	CB	107	ARG
20	CB	113	LEU
20	CB	122	ASP
20	CB	127	LYS
20	CB	144	GLU
20	CB	156	LEU
20	CB	176	ASN
20	CB	187	ASP
20	CB	196	ASP
20	CB	202	ASN
20	CB	211	LEU
20	CB	212	TYR
20	CB	221	ARG
21	CU	11	PHE

Continued on next page...

Continued from previous page...

Mol	Chain	Res	Type
21	CU	15	LEU
21	CU	16	ARG
21	CU	20	ARG
21	CU	24	LYS
21	CU	27	VAL
21	CU	33	ARG
21	CU	34	ARG
21	CU	36	PHE
21	CU	38	GLU
21	CU	44	ARG
21	CU	48	LYS
24	DI	2	LYS
24	DI	54	ILE
24	DI	91	LYS
24	DI	99	LYS
24	DI	121	ILE
24	DI	140	GLU
25	DC	4	LYS
25	DC	5	CYS
25	DC	12	ARG
25	DC	23	LEU
25	DC	37	SER
25	DC	43	ASN
25	DC	45	ASN
25	DC	52	HIS
25	DC	53	ILE
25	DC	62	ARG
25	DC	65	ASP
25	DC	86	ARG
25	DC	89	ASN
25	DC	90	ILE
25	DC	100	ARG
25	DC	123	ILE
25	DC	129	LEU
25	DC	134	ILE
25	DC	142	ASN
25	DC	155	ARG
25	DC	166	ARG
25	DC	172	THR
25	DC	173	LEU
25	DC	176	ARG
25	DC	180	MET

Continued on next page...

Continued from previous page...

Mol	Chain	Res	Type
25	DC	190	THR
25	DC	191	LEU
25	DC	202	ARG
25	DC	212	TRP
25	DC	213	ARG
25	DC	224	MET
25	DC	239	PHE
25	DC	245	THR
25	DC	249	VAL
25	DC	251	THR
25	DC	257	ARG
25	DC	264	LYS
25	DC	267	VAL
25	DC	268	ARG
25	DC	269	ARG
26	DD	17	GLU
26	DD	35	THR
26	DD	36	GLN
26	DD	40	LEU
26	DD	46	ARG
26	DD	48	ILE
26	DD	56	LYS
26	DD	59	ARG
26	DD	79	LEU
26	DD	81	GLU
26	DD	84	LEU
26	DD	89	GLU
26	DD	91	THR
26	DD	99	GLU
26	DD	124	ARG
26	DD	131	ASP
26	DD	137	SER
26	DD	138	LEU
26	DD	142	VAL
26	DD	148	GLN
26	DD	151	THR
26	DD	154	LYS
26	DD	159	LYS
26	DD	165	MET
26	DD	167	ASN
26	DD	179	ARG
26	DD	186	LEU

Continued on next page...

Continued from previous page...

Mol	Chain	Res	Type
26	DD	201	LEU
26	DD	204	LYS
26	DD	207	VAL
27	DK	8	LEU
27	DK	21	CYS
27	DK	32	TYR
27	DK	39	ILE
27	DK	41	ILE
27	DK	47	ILE
27	DK	52	VAL
27	DK	53	LYS
27	DK	54	LYS
27	DK	58	LEU
27	DK	64	ARG
27	DK	72	PRO
27	DK	79	PHE
27	DK	86	LEU
27	DK	87	LEU
27	DK	98	ARG
27	DK	104	THR
27	DK	105	ARG
27	DK	107	LEU
27	DK	111	LYS
27	DK	120	PRO
28	DP	3	ILE
28	DP	6	GLN
28	DP	19	PHE
28	DP	20	ARG
28	DP	24	THR
28	DP	25	VAL
28	DP	28	LYS
28	DP	33	GLU
28	DP	37	LYS
28	DP	38	ARG
28	DP	43	GLU
28	DP	61	ARG
28	DP	83	ILE
28	DP	99	LEU
28	DP	100	ARG
28	DP	101	GLU
28	DP	111	GLU
28	DP	112	ARG

Continued on next page...

Continued from previous page...

Mol	Chain	Res	Type
28	DP	114	ASN
29	DE	2	GLU
29	DE	12	LEU
29	DE	22	ASP
29	DE	24	ASN
29	DE	40	ARG
29	DE	48	THR
29	DE	51	GLU
29	DE	58	LYS
29	DE	60	TRP
29	DE	62	GLN
29	DE	67	ARG
29	DE	75	SER
29	DE	78	TRP
29	DE	108	ILE
29	DE	116	ASP
29	DE	118	LEU
29	DE	122	GLU
29	DE	124	PHE
29	DE	133	LEU
29	DE	147	LEU
29	DE	153	LEU
29	DE	163	ASN
29	DE	170	ARG
30	DY	2	LYS
30	DY	3	THR
30	DY	6	ILE
30	DY	15	ARG
30	DY	16	LEU
30	DY	19	HIS
30	DY	23	LEU
30	DY	30	ARG
30	DY	37	ARG
30	DY	57	GLU
31	D0	3	GLN
31	D0	26	SER
31	D0	27	LEU
31	D0	37	HIS
31	D0	41	HIS
31	D0	45	ASP
31	D0	51	ARG
31	D0	53	VAL

Continued on next page...

Continued from previous page...

Mol	Chain	Res	Type
31	D0	56	LYS
32	D4	3	VAL
32	D4	9	LYS
32	D4	28	SER
32	D4	35	GLN
32	D4	37	GLN
33	D1	8	ILE
33	D1	9	LYS
33	D1	35	LEU
33	D1	44	GLN
34	D3	7	ARG
34	D3	14	LYS
34	D3	18	LYS
34	D3	27	ASN
34	D3	42	HIS
35	DV	7	GLU
35	DV	12	GLN
35	DV	18	ARG
35	DV	40	ILE
35	DV	42	LEU
35	DV	46	LYS
35	DV	51	GLN
35	DV	53	LYS
35	DV	55	GLU
35	DV	66	ASP
35	DV	70	ILE
35	DV	75	GLN
35	DV	89	ILE
35	DV	90	ASP
36	D2	4	THR
36	D2	10	LEU
36	D2	19	ARG
36	D2	22	MET
36	D2	24	THR
36	D2	33	ARG
36	D2	39	ARG
36	D2	41	ARG
36	D2	42	LEU
36	D2	43	THR
37	DL	12	SER
37	DL	40	SER
37	DL	47	ARG

Continued on next page...

Continued from previous page...

Mol	Chain	Res	Type
37	DL	60	ARG
37	DL	69	ARG
37	DL	91	ASP
37	DL	92	LEU
37	DL	95	LEU
37	DL	112	LEU
37	DL	118	THR
37	DL	123	ARG
38	DM	1	MET
38	DM	10	ARG
38	DM	20	LEU
38	DM	25	ASP
38	DM	38	ARG
38	DM	47	GLU
38	DM	58	LYS
38	DM	59	ARG
38	DM	63	ILE
38	DM	65	ILE
38	DM	70	ASP
38	DM	90	GLU
38	DM	91	TYR
38	DM	95	LEU
38	DM	100	LYS
38	DM	104	GLU
38	DM	105	MET
38	DM	108	VAL
38	DM	110	GLU
38	DM	115	GLU
38	DM	127	LYS
38	DM	131	VAL
39	DX	14	LEU
39	DX	18	LEU
39	DX	25	GLN
39	DX	28	LEU
39	DX	29	ARG
39	DX	41	HIS
39	DX	48	ARG
39	DX	57	LEU
39	DX	59	GLU
40	DH	3	VAL
40	DH	12	LEU
40	DH	15	LEU

Continued on next page...

Continued from previous page...

Mol	Chain	Res	Type
40	DH	17	ASP
40	DH	28	ASN
40	DH	31	VAL
40	DH	32	PRO
40	DH	33	GLN
40	DH	48	GLU
40	DH	50	ARG
40	DH	58	LEU
40	DH	70	GLU
40	DH	73	ASN
40	DH	75	LEU
40	DH	79	THR
40	DH	89	LYS
40	DH	114	GLU
40	DH	115	VAL
40	DH	121	VAL
40	DH	124	THR
40	DH	129	GLU
40	DH	133	GLN
40	DH	137	GLU
40	DH	139	PHE
40	DH	145	ASN
41	DJ	2	LYS
41	DJ	5	THR
41	DJ	12	LYS
41	DJ	28	LEU
41	DJ	35	ARG
41	DJ	44	TYR
41	DJ	65	THR
41	DJ	71	ASP
41	DJ	76	HIS
41	DJ	93	ILE
41	DJ	95	ARG
41	DJ	111	LYS
41	DJ	120	ARG
41	DJ	124	VAL
41	DJ	129	GLU
41	DJ	138	GLN
42	DN	1	MET
42	DN	2	ARG
42	DN	9	GLN
42	DN	11	ASN

Continued on next page...

Continued from previous page...

Mol	Chain	Res	Type
42	DN	18	GLN
42	DN	20	MET
42	DN	35	LYS
42	DN	46	ARG
42	DN	59	SER
42	DN	69	ARG
42	DN	71	ARG
42	DN	82	GLU
42	DN	83	LEU
42	DN	114	GLU
42	DN	118	ARG
42	DN	120	GLU
43	DO	3	LYS
43	DO	9	ARG
43	DO	17	LYS
43	DO	31	THR
43	DO	36	TYR
43	DO	43	ASN
43	DO	69	ASP
43	DO	78	VAL
43	DO	80	GLU
43	DO	89	ASP
43	DO	98	GLN
43	DO	100	HIS
43	DO	104	GLN
43	DO	106	LEU
44	DQ	5	ARG
44	DQ	10	ARG
44	DQ	13	HIS
44	DQ	29	ARG
44	DQ	63	ARG
44	DQ	79	ILE
44	DQ	83	LYS
44	DQ	84	LYS
44	DQ	90	ASP
44	DQ	96	ASP
45	DS	1	MET
45	DS	6	LYS
45	DS	18	ARG
45	DS	22	ASP
45	DS	33	LEU
45	DS	39	THR

Continued on next page...

Continued from previous page...

Mol	Chain	Res	Type
45	DS	55	ILE
45	DS	62	ASP
45	DS	66	ILE
45	DS	72	THR
45	DS	73	LYS
45	DS	84	ARG
45	DS	86	MET
45	DS	88	ARG
45	DS	99	ARG
45	DS	100	THR
46	DU	7	ASP
46	DU	11	ILE
46	DU	13	LEU
46	DU	20	LYS
46	DU	30	SER
46	DU	34	ILE
46	DU	49	PRO
46	DU	51	LEU
46	DU	52	ASN
46	DU	53	GLN
46	DU	60	LYS
46	DU	64	ILE
46	DU	65	GLN
46	DU	73	ASN
46	DU	78	LYS
46	DU	80	ASP
46	DU	81	ARG
46	DU	85	ARG
47	DF	2	LYS
47	DF	13	LYS
47	DF	15	LEU
47	DF	18	GLU
47	DF	29	ARG
47	DF	32	LYS
47	DF	50	ASP
47	DF	55	ASP
47	DF	56	LEU
47	DF	59	ILE
47	DF	76	PHE
47	DF	82	TYR
47	DF	86	CYS
47	DF	91	ARG

Continued on next page...

Continued from previous page...

Mol	Chain	Res	Type
47	DF	96	TRP
47	DF	97	GLU
47	DF	101	ARG
47	DF	102	LEU
47	DF	103	ILE
47	DF	109	ARG
47	DF	111	ARG
47	DF	121	PHE
47	DF	126	ASN
47	DF	129	MET
47	DF	134	GLN
47	DF	137	PHE
47	DF	138	PRO
47	DF	147	ARG
47	DF	149	ARG
47	DF	174	PHE
47	DF	177	ARG
47	DF	178	LYS
48	DG	1	SER
48	DG	15	ASP
48	DG	17	LYS
48	DG	24	THR
48	DG	31	GLU
48	DG	34	ARG
48	DG	36	LEU
48	DG	54	ARG
48	DG	55	ASP
48	DG	61	TRP
48	DG	68	ARG
48	DG	70	LEU
48	DG	71	LEU
48	DG	84	LYS
48	DG	85	LYS
48	DG	86	LEU
48	DG	94	ARG
48	DG	106	LEU
48	DG	120	ILE
48	DG	132	LEU
48	DG	138	GLN
48	DG	148	ARG
48	DG	154	GLU
48	DG	162	ARG

Continued on next page...

Continued from previous page...

Mol	Chain	Res	Type
48	DG	166	GLU
49	DR	4	VAL
49	DR	22	LEU
49	DR	39	LEU
49	DR	40	MET
49	DR	45	GLU
49	DR	48	LYS
49	DR	53	PHE
49	DR	55	ASP
49	DR	70	GLU
49	DR	71	LYS
49	DR	72	VAL
49	DR	79	ARG
49	DR	82	HIS
49	DR	86	GLN
50	DT	2	ILE
50	DT	3	ARG
50	DT	4	GLU
50	DT	7	LEU
50	DT	9	LYS
50	DT	11	LEU
50	DT	12	ARG
50	DT	24	MET
50	DT	32	LEU
50	DT	64	LYS
50	DT	68	LYS
50	DT	69	ARG
50	DT	70	HIS
50	DT	73	ARG
50	DT	81	LYS
50	DT	87	LEU
51	DZ	25	THR
51	DZ	27	ARG
51	DZ	28	ARG
51	DZ	33	LEU
51	DZ	37	ARG
51	DZ	41	GLU
51	DZ	46	PHE
51	DZ	49	LEU
51	DZ	50	ARG
51	DZ	66	THR
51	DZ	78	TYR

Continued on next page...

Continued from previous page...

Mol	Chain	Res	Type
52	DW	13	ARG
52	DW	14	ASP
52	DW	16	GLU
52	DW	18	LYS
52	DW	19	ARG
52	DW	23	LYS
52	DW	24	ARG
52	DW	25	PHE
52	DW	38	ARG
52	DW	39	GLN
52	DW	40	ARG
52	DW	44	PHE
52	DW	49	ASN
52	DW	50	VAL
52	DW	54	ARG
52	DW	77	LYS
52	DW	80	SER
53	D6	1	MET
53	D6	6	LEU
53	D6	12	SER
53	D6	16	LYS
53	D6	17	SER
53	D6	24	ASN
53	D6	44	GLU
53	D6	59	THR
53	D6	64	ARG
53	D6	84	ARG
53	D6	85	ASP
53	D6	93	SER
53	D6	94	ASN
53	D6	97	ASP
53	D6	106	LEU
53	D6	107	THR
53	D6	108	GLU
53	D6	114	LEU
53	D6	137	LEU
53	D6	146	GLU
53	D6	147	LEU
53	D6	156	ARG
53	D6	174	GLN

Some sidechains can be flipped to improve hydrogen bonding and reduce clashes. All (320) such sidechains are listed below:

Mol	Chain	Res	Type
2	AC	2	GLN
2	AC	31	ASN
2	AC	139	ASN
3	AD	35	GLN
3	AD	53	GLN
3	AD	70	GLN
3	AD	135	GLN
3	AD	151	GLN
3	AD	163	GLN
3	AD	195	ASN
4	AE	72	ASN
4	AE	81	GLN
4	AE	82	HIS
4	AE	131	ASN
5	AF	63	ASN
6	AG	67	ASN
6	AG	121	ASN
7	AH	3	GLN
7	AH	37	ASN
7	AH	117	GLN
8	AI	24	ASN
8	AI	30	ASN
8	AI	36	GLN
8	AI	49	GLN
8	AI	80	HIS
9	AJ	20	GLN
9	AJ	99	GLN
10	AK	21	HIS
10	AK	28	ASN
10	AK	80	ASN
10	AK	118	ASN
11	AL	5	GLN
11	AL	19	ASN
11	AL	28	GLN
11	AL	45	ASN
11	AL	111	GLN
12	AM	7	ASN
14	AO	28	GLN
14	AO	37	ASN
14	AO	40	GLN
16	AQ	50	ASN
18	AS	42	ASN
18	AS	55	GLN

Continued on next page...

Continued from previous page...

Mol	Chain	Res	Type
19	AT	2	ASN
19	AT	20	ASN
19	AT	83	ASN
20	AB	14	HIS
20	AB	17	HIS
20	AB	18	GLN
20	AB	23	ASN
20	AB	35	ASN
20	AB	41	ASN
20	AB	119	GLN
20	AB	121	GLN
20	AB	145	ASN
20	AB	202	ASN
24	BI	11	GLN
24	BI	29	GLN
24	BI	33	ASN
24	BI	93	ASN
25	BC	20	ASN
25	BC	43	ASN
25	BC	59	GLN
25	BC	89	ASN
25	BC	152	GLN
25	BC	162	GLN
25	BC	225	ASN
26	BD	32	ASN
26	BD	36	GLN
26	BD	49	GLN
26	BD	126	ASN
26	BD	130	GLN
26	BD	136	ASN
26	BD	173	GLN
27	BK	5	GLN
27	BK	13	ASN
27	BK	88	ASN
27	BK	89	ASN
28	BP	6	GLN
28	BP	40	GLN
28	BP	114	ASN
29	BE	24	ASN
29	BE	30	GLN
29	BE	62	GLN
29	BE	97	ASN

Continued on next page...

Continued from previous page...

Mol	Chain	Res	Type
29	BE	136	GLN
29	BE	163	ASN
29	BE	195	GLN
30	BY	33	HIS
30	BY	48	ASN
31	B0	3	GLN
32	B4	35	GLN
34	B3	30	HIS
35	BV	44	HIS
35	BV	51	GLN
35	BV	75	GLN
35	BV	80	HIS
35	BV	88	HIS
36	B2	13	ASN
36	B2	29	GLN
37	BL	4	ASN
37	BL	93	ASN
37	BL	104	GLN
38	BM	13	HIS
38	BM	17	ASN
38	BM	60	GLN
39	BX	15	ASN
39	BX	20	ASN
39	BX	25	GLN
39	BX	27	ASN
39	BX	31	GLN
39	BX	45	GLN
40	BH	18	GLN
40	BH	20	ASN
40	BH	28	ASN
40	BH	43	ASN
40	BH	66	ASN
40	BH	73	ASN
40	BH	128	HIS
40	BH	133	GLN
40	BH	135	HIS
40	BH	145	ASN
41	BJ	138	GLN
42	BN	11	ASN
42	BN	62	ASN
42	BN	107	ASN
43	BO	19	GLN

Continued on next page...

Continued from previous page...

Mol	Chain	Res	Type
43	BO	38	GLN
43	BO	61	GLN
44	BQ	19	GLN
44	BQ	51	GLN
44	BQ	55	GLN
44	BQ	58	GLN
44	BQ	70	GLN
44	BQ	80	ASN
45	BS	40	ASN
45	BS	57	ASN
45	BS	61	ASN
46	BU	65	GLN
46	BU	68	ASN
46	BU	73	ASN
47	BF	51	ASN
47	BF	134	GLN
48	BG	29	ASN
48	BG	37	ASN
48	BG	63	GLN
48	BG	110	HIS
48	BG	127	GLN
49	BR	6	GLN
49	BR	86	GLN
49	BR	91	GLN
50	BT	48	GLN
50	BT	91	GLN
50	BT	92	ASN
51	BZ	17	ASN
51	BZ	23	ASN
51	BZ	36	HIS
52	BW	39	GLN
52	BW	56	HIS
52	BW	75	ASN
53	B6	120	GLN
53	B6	131	ASN
2	CC	2	GLN
2	CC	31	ASN
2	CC	139	ASN
3	CD	35	GLN
3	CD	53	GLN
3	CD	70	GLN
3	CD	135	GLN

Continued on next page...

Continued from previous page...

Mol	Chain	Res	Type
3	CD	151	GLN
3	CD	163	GLN
3	CD	195	ASN
4	CE	81	GLN
4	CE	82	HIS
4	CE	131	ASN
5	CF	63	ASN
6	CG	8	GLN
6	CG	67	ASN
6	CG	121	ASN
7	CH	3	GLN
7	CH	37	ASN
7	CH	117	GLN
8	CI	24	ASN
8	CI	30	ASN
8	CI	36	GLN
8	CI	49	GLN
8	CI	74	GLN
8	CI	80	HIS
9	CJ	20	GLN
9	CJ	99	GLN
10	CK	21	HIS
10	CK	28	ASN
10	CK	80	ASN
11	CL	5	GLN
11	CL	19	ASN
11	CL	28	GLN
11	CL	45	ASN
11	CL	111	GLN
12	CM	7	ASN
14	CO	28	GLN
14	CO	37	ASN
14	CO	40	GLN
16	CQ	50	ASN
18	CS	42	ASN
18	CS	55	GLN
19	CT	20	ASN
19	CT	83	ASN
20	CB	14	HIS
20	CB	17	HIS
20	CB	18	GLN
20	CB	23	ASN

Continued on next page...

Continued from previous page...

Mol	Chain	Res	Type
20	CB	35	ASN
20	CB	41	ASN
20	CB	119	GLN
20	CB	145	ASN
20	CB	202	ASN
24	DI	5	GLN
24	DI	11	GLN
24	DI	29	GLN
24	DI	33	ASN
24	DI	93	ASN
25	DC	20	ASN
25	DC	43	ASN
25	DC	59	GLN
25	DC	89	ASN
25	DC	133	ASN
25	DC	152	GLN
25	DC	162	GLN
26	DD	32	ASN
26	DD	36	GLN
26	DD	49	GLN
26	DD	126	ASN
26	DD	130	GLN
26	DD	136	ASN
26	DD	173	GLN
27	DK	5	GLN
27	DK	13	ASN
27	DK	88	ASN
27	DK	89	ASN
28	DP	6	GLN
28	DP	40	GLN
28	DP	114	ASN
29	DE	9	GLN
29	DE	24	ASN
29	DE	30	GLN
29	DE	62	GLN
29	DE	136	GLN
29	DE	195	GLN
30	DY	33	HIS
30	DY	48	ASN
31	D0	3	GLN
31	D0	18	HIS
32	D4	35	GLN

Continued on next page...

Continued from previous page...

Mol	Chain	Res	Type
32	D4	37	GLN
34	D3	30	HIS
34	D3	42	HIS
35	DV	44	HIS
35	DV	51	GLN
35	DV	80	HIS
36	D2	13	ASN
37	DL	4	ASN
37	DL	54	GLN
37	DL	93	ASN
37	DL	104	GLN
38	DM	17	ASN
38	DM	60	GLN
39	DX	15	ASN
39	DX	20	ASN
39	DX	25	GLN
39	DX	27	ASN
39	DX	31	GLN
39	DX	41	HIS
39	DX	45	GLN
40	DH	18	GLN
40	DH	20	ASN
40	DH	28	ASN
40	DH	43	ASN
40	DH	66	ASN
40	DH	135	HIS
41	DJ	136	GLN
41	DJ	138	GLN
42	DN	11	ASN
42	DN	62	ASN
42	DN	107	ASN
43	DO	19	GLN
43	DO	38	GLN
43	DO	61	GLN
44	DQ	19	GLN
44	DQ	51	GLN
44	DQ	58	GLN
44	DQ	70	GLN
44	DQ	80	ASN
45	DS	40	ASN
45	DS	57	ASN
45	DS	61	ASN

Continued on next page...

Continued from previous page...

Mol	Chain	Res	Type
46	DU	65	GLN
46	DU	68	ASN
46	DU	73	ASN
47	DF	51	ASN
47	DF	134	GLN
48	DG	29	ASN
48	DG	37	ASN
48	DG	127	GLN
49	DR	6	GLN
49	DR	86	GLN
50	DT	48	GLN
50	DT	91	GLN
50	DT	92	ASN
51	DZ	17	ASN
51	DZ	20	HIS
51	DZ	23	ASN
51	DZ	36	HIS
52	DW	39	GLN
52	DW	56	HIS
52	DW	75	ASN
53	D6	24	ASN
53	D6	49	HIS
53	D6	53	ASN
53	D6	102	ASN
53	D6	174	GLN

5.3.3 RNA ⓘ

Mol	Chain	Analysed	Backbone Outliers	Pucker Outliers
1	AA	1529/1542 (99%)	244 (15%)	0
1	CA	1529/1542 (99%)	235 (15%)	0
22	BA	116/120 (96%)	17 (14%)	0
22	DA	116/120 (96%)	16 (13%)	0
23	BB	2837/2904 (97%)	457 (16%)	0
23	DB	2837/2904 (97%)	435 (15%)	0
All	All	8964/9132 (98%)	1404 (15%)	0

All (1404) RNA backbone outliers are listed below:

Mol	Chain	Res	Type
1	AA	9	G

Continued on next page...

Continued from previous page...

Mol	Chain	Res	Type
1	AA	14	U
1	AA	32	A
1	AA	39	G
1	AA	47	C
1	AA	48	C
1	AA	51	A
1	AA	52	C
1	AA	55	A
1	AA	65	A
1	AA	66	A
1	AA	71	A
1	AA	72	A
1	AA	76	G
1	AA	79	G
1	AA	81	A
1	AA	82	G
1	AA	83	C
1	AA	85	U
1	AA	86	G
1	AA	87	C
1	AA	88	U
1	AA	89	U
1	AA	92	U
1	AA	93	U
1	AA	94	G
1	AA	108	G
1	AA	119	A
1	AA	121	U
1	AA	122	G
1	AA	131	A
1	AA	151	A
1	AA	182	A
1	AA	183	C
1	AA	191	G
1	AA	197	A
1	AA	209	U
1	AA	210	C
1	AA	215	C
1	AA	233	C
1	AA	239	U
1	AA	240	G
1	AA	243	A

Continued on next page...

Continued from previous page...

Mol	Chain	Res	Type
1	AA	244	U
1	AA	245	U
1	AA	247	G
1	AA	250	A
1	AA	251	G
1	AA	257	G
1	AA	258	G
1	AA	266	G
1	AA	267	C
1	AA	280	C
1	AA	289	G
1	AA	316	C
1	AA	321	A
1	AA	328	C
1	AA	329	A
1	AA	330	C
1	AA	332	G
1	AA	345	C
1	AA	346	G
1	AA	352	C
1	AA	354	G
1	AA	367	U
1	AA	373	A
1	AA	374	A
1	AA	381	C
1	AA	382	A
1	AA	384	G
1	AA	397	A
1	AA	398	U
1	AA	406	G
1	AA	408	A
1	AA	409	U
1	AA	411	A
1	AA	412	A
1	AA	413	G
1	AA	414	A
1	AA	421	U
1	AA	422	C
1	AA	424	G
1	AA	428	G
1	AA	429	U
1	AA	430	A

Continued on next page...

Continued from previous page...

Mol	Chain	Res	Type
1	AA	435	A
1	AA	438	U
1	AA	461	A
1	AA	462	G
1	AA	463	U
1	AA	464	U
1	AA	465	A
1	AA	466	A
1	AA	467	U
1	AA	468	A
1	AA	484	G
1	AA	485	U
1	AA	493	A
1	AA	500	G
1	AA	509	A
1	AA	518	C
1	AA	527	G
1	AA	532	A
1	AA	547	A
1	AA	559	A
1	AA	562	U
1	AA	572	A
1	AA	573	A
1	AA	576	C
1	AA	577	G
1	AA	639	G
1	AA	653	U
1	AA	665	A
1	AA	687	A
1	AA	695	A
1	AA	700	G
1	AA	721	G
1	AA	724	G
1	AA	731	G
1	AA	733	G
1	AA	747	A
1	AA	748	G
1	AA	755	G
1	AA	781	A
1	AA	782	A
1	AA	787	A
1	AA	793	U

Continued on next page...

Continued from previous page...

Mol	Chain	Res	Type
1	AA	794	A
1	AA	812	G
1	AA	813	U
1	AA	815	A
1	AA	817	C
1	AA	819	A
1	AA	821	G
1	AA	828	U
1	AA	829	G
1	AA	841	C
1	AA	842	U
1	AA	843	U
1	AA	844	G
1	AA	846	G
1	AA	847	G
1	AA	907	A
1	AA	914	A
1	AA	926	G
1	AA	927	G
1	AA	931	C
1	AA	934	C
1	AA	935	A
1	AA	960	U
1	AA	961	U
1	AA	969	A
1	AA	971	G
1	AA	974	A
1	AA	975	A
1	AA	976	G
1	AA	977	A
1	AA	991	U
1	AA	992	U
1	AA	993	G
1	AA	994	A
1	AA	1004	A
1	AA	1009	U
1	AA	1020	G
1	AA	1025	U
1	AA	1027	C
1	AA	1028	C
1	AA	1030	U
1	AA	1031	C

Continued on next page...

Continued from previous page...

Mol	Chain	Res	Type
1	AA	1034	G
1	AA	1049	U
1	AA	1050	G
1	AA	1054	C
1	AA	1065	U
1	AA	1066	C
1	AA	1085	U
1	AA	1094	G
1	AA	1095	U
1	AA	1101	A
1	AA	1118	U
1	AA	1136	C
1	AA	1137	C
1	AA	1138	G
1	AA	1139	G
1	AA	1140	C
1	AA	1158	C
1	AA	1159	U
1	AA	1168	U
1	AA	1169	A
1	AA	1171	A
1	AA	1174	G
1	AA	1181	G
1	AA	1182	G
1	AA	1183	U
1	AA	1184	G
1	AA	1196	A
1	AA	1197	A
1	AA	1201	A
1	AA	1202	U
1	AA	1211	U
1	AA	1212	U
1	AA	1213	A
1	AA	1225	A
1	AA	1226	C
1	AA	1227	A
1	AA	1240	U
1	AA	1241	G
1	AA	1256	A
1	AA	1257	A
1	AA	1278	G
1	AA	1279	G

Continued on next page...

Continued from previous page...

Mol	Chain	Res	Type
1	AA	1280	A
1	AA	1281	C
1	AA	1286	U
1	AA	1299	A
1	AA	1300	G
1	AA	1305	G
1	AA	1316	G
1	AA	1317	C
1	AA	1319	A
1	AA	1320	C
1	AA	1323	G
1	AA	1336	C
1	AA	1363	A
1	AA	1364	U
1	AA	1381	U
1	AA	1398	A
1	AA	1400	C
1	AA	1410	A
1	AA	1432	G
1	AA	1446	A
1	AA	1451	U
1	AA	1452	C
1	AA	1492	A
1	AA	1497	G
1	AA	1503	A
1	AA	1506	U
1	AA	1517	G
1	AA	1520	C
1	AA	1529	G
1	AA	1530	G
1	AA	1532	U
1	AA	1533	C
1	AA	1534	A
22	BA	4	C
22	BA	9	G
22	BA	16	G
22	BA	24	G
22	BA	26	C
22	BA	29	A
22	BA	30	C
22	BA	35	C
22	BA	42	C

Continued on next page...

Continued from previous page...

Mol	Chain	Res	Type
22	BA	43	C
22	BA	66	A
22	BA	67	G
22	BA	74	U
22	BA	88	C
22	BA	90	C
22	BA	99	A
22	BA	109	A
23	BB	2	G
23	BB	27	G
23	BB	33	C
23	BB	34	U
23	BB	46	G
23	BB	51	G
23	BB	63	A
23	BB	64	A
23	BB	71	A
23	BB	74	A
23	BB	75	G
23	BB	79	C
23	BB	91	A
23	BB	99	U
23	BB	100	U
23	BB	101	A
23	BB	102	U
23	BB	103	A
23	BB	118	A
23	BB	119	A
23	BB	120	U
23	BB	125	A
23	BB	128	C
23	BB	139	U
23	BB	140	C
23	BB	141	G
23	BB	142	A
23	BB	143	C
23	BB	144	A
23	BB	149	A
23	BB	160	A
23	BB	162	U
23	BB	163	C
23	BB	181	A

Continued on next page...

Continued from previous page...

Mol	Chain	Res	Type
23	BB	196	A
23	BB	199	A
23	BB	215	G
23	BB	216	A
23	BB	221	A
23	BB	222	A
23	BB	225	C
23	BB	230	G
23	BB	233	A
23	BB	248	G
23	BB	250	G
23	BB	255	A
23	BB	265	A
23	BB	266	G
23	BB	268	C
23	BB	271	G
23	BB	275	C
23	BB	277	G
23	BB	279	A
23	BB	280	U
23	BB	281	C
23	BB	291	G
23	BB	295	G
23	BB	299	A
23	BB	311	A
23	BB	323	C
23	BB	329	G
23	BB	330	A
23	BB	333	G
23	BB	346	A
23	BB	352	A
23	BB	353	C
23	BB	355	U
23	BB	363	G
23	BB	371	A
23	BB	372	G
23	BB	383	C
23	BB	386	G
23	BB	387	U
23	BB	396	G
23	BB	411	G
23	BB	412	A

Continued on next page...

Continued from previous page...

Mol	Chain	Res	Type
23	BB	423	A
23	BB	424	G
23	BB	444	C
23	BB	451	U
23	BB	455	C
23	BB	456	C
23	BB	457	A
23	BB	479	A
23	BB	480	A
23	BB	481	G
23	BB	491	G
23	BB	492	A
23	BB	504	A
23	BB	505	A
23	BB	508	A
23	BB	509	C
23	BB	512	G
23	BB	527	C
23	BB	531	C
23	BB	532	A
23	BB	533	G
23	BB	544	C
23	BB	546	U
23	BB	547	A
23	BB	548	G
23	BB	563	A
23	BB	573	U
23	BB	575	A
23	BB	586	A
23	BB	588	U
23	BB	603	A
23	BB	613	A
23	BB	614	A
23	BB	615	U
23	BB	616	A
23	BB	627	A
23	BB	637	A
23	BB	645	C
23	BB	646	U
23	BB	653	U
23	BB	654	A
23	BB	655	A

Continued on next page...

Continued from previous page...

Mol	Chain	Res	Type
23	BB	656	G
23	BB	671	C
23	BB	686	U
23	BB	717	C
23	BB	718	A
23	BB	719	C
23	BB	727	A
23	BB	730	A
23	BB	746	U
23	BB	747	U
23	BB	764	A
23	BB	775	G
23	BB	782	A
23	BB	784	G
23	BB	785	G
23	BB	805	G
23	BB	812	C
23	BB	819	A
23	BB	827	U
23	BB	828	U
23	BB	846	U
23	BB	847	U
23	BB	859	G
23	BB	869	G
23	BB	874	G
23	BB	875	G
23	BB	876	C
23	BB	877	A
23	BB	878	A
23	BB	899	A
23	BB	910	A
23	BB	912	C
23	BB	931	U
23	BB	932	U
23	BB	933	A
23	BB	941	A
23	BB	946	C
23	BB	953	G
23	BB	955	U
23	BB	961	C
23	BB	973	A
23	BB	974	G

Continued on next page...

Continued from previous page...

Mol	Chain	Res	Type
23	BB	982	C
23	BB	983	A
23	BB	985	C
23	BB	991	C
23	BB	995	C
23	BB	996	A
23	BB	1012	U
23	BB	1013	C
23	BB	1022	G
23	BB	1025	G
23	BB	1033	U
23	BB	1046	A
23	BB	1047	G
23	BB	1055	G
23	BB	1062	G
23	BB	1070	A
23	BB	1088	A
23	BB	1090	A
23	BB	1110	G
23	BB	1112	G
23	BB	1115	G
23	BB	1116	G
23	BB	1126	A
23	BB	1132	U
23	BB	1133	A
23	BB	1134	A
23	BB	1135	C
23	BB	1136	G
23	BB	1139	G
23	BB	1141	U
23	BB	1142	A
23	BB	1143	A
23	BB	1157	G
23	BB	1172	C
23	BB	1173	U
23	BB	1174	U
23	BB	1176	U
23	BB	1179	G
23	BB	1186	G
23	BB	1195	G
23	BB	1204	A
23	BB	1205	A

Continued on next page...

Continued from previous page...

Mol	Chain	Res	Type
23	BB	1206	G
23	BB	1211	C
23	BB	1212	G
23	BB	1237	A
23	BB	1241	A
23	BB	1242	U
23	BB	1247	A
23	BB	1248	G
23	BB	1250	G
23	BB	1253	A
23	BB	1256	G
23	BB	1266	G
23	BB	1271	G
23	BB	1272	A
23	BB	1273	U
23	BB	1275	A
23	BB	1276	A
23	BB	1301	A
23	BB	1302	A
23	BB	1321	A
23	BB	1325	U
23	BB	1337	G
23	BB	1341	G
23	BB	1359	A
23	BB	1365	A
23	BB	1368	G
23	BB	1379	U
23	BB	1383	A
23	BB	1384	A
23	BB	1396	U
23	BB	1397	U
23	BB	1416	G
23	BB	1419	A
23	BB	1420	A
23	BB	1426	G
23	BB	1427	A
23	BB	1428	C
23	BB	1434	A
23	BB	1451	C
23	BB	1453	A
23	BB	1454	C
23	BB	1459	G

Continued on next page...

Continued from previous page...

Mol	Chain	Res	Type
23	BB	1461	C
23	BB	1470	A
23	BB	1471	G
23	BB	1476	U
23	BB	1477	A
23	BB	1478	G
23	BB	1482	G
23	BB	1490	A
23	BB	1493	C
23	BB	1497	U
23	BB	1504	A
23	BB	1507	C
23	BB	1508	A
23	BB	1509	A
23	BB	1510	G
23	BB	1524	G
23	BB	1535	A
23	BB	1540	G
23	BB	1552	A
23	BB	1558	C
23	BB	1559	U
23	BB	1567	G
23	BB	1569	A
23	BB	1578	U
23	BB	1583	A
23	BB	1585	C
23	BB	1588	G
23	BB	1607	C
23	BB	1608	A
23	BB	1610	A
23	BB	1613	G
23	BB	1619	G
23	BB	1634	A
23	BB	1635	A
23	BB	1640	A
23	BB	1647	U
23	BB	1648	U
23	BB	1674	G
23	BB	1681	G
23	BB	1700	A
23	BB	1703	G
23	BB	1713	A

Continued on next page...

Continued from previous page...

Mol	Chain	Res	Type
23	BB	1714	U
23	BB	1715	G
23	BB	1730	C
23	BB	1731	G
23	BB	1733	G
23	BB	1738	G
23	BB	1764	C
23	BB	1773	A
23	BB	1782	U
23	BB	1800	C
23	BB	1816	C
23	BB	1829	A
23	BB	1870	C
23	BB	1876	A
23	BB	1884	G
23	BB	1906	G
23	BB	1913	A
23	BB	1927	A
23	BB	1929	G
23	BB	1930	G
23	BB	1937	A
23	BB	1938	A
23	BB	1939	U
23	BB	1940	U
23	BB	1944	U
23	BB	1955	U
23	BB	1963	U
23	BB	1966	A
23	BB	1967	C
23	BB	1970	A
23	BB	1971	U
23	BB	1972	G
23	BB	1991	U
23	BB	1993	U
23	BB	1996	C
23	BB	1997	C
23	BB	2020	A
23	BB	2022	U
23	BB	2023	C
23	BB	2031	A
23	BB	2043	C
23	BB	2055	C

Continued on next page...

Continued from previous page...

Mol	Chain	Res	Type
23	BB	2056	G
23	BB	2060	A
23	BB	2061	G
23	BB	2062	A
23	BB	2069	G
23	BB	2096	C
23	BB	2102	G
23	BB	2103	C
23	BB	2108	A
23	BB	2134	A
23	BB	2136	G
23	BB	2137	U
23	BB	2138	G
23	BB	2144	G
23	BB	2145	C
23	BB	2146	C
23	BB	2147	A
23	BB	2148	G
23	BB	2149	U
23	BB	2152	G
23	BB	2153	C
23	BB	2154	A
23	BB	2156	G
23	BB	2157	G
23	BB	2180	U
23	BB	2181	U
23	BB	2182	U
23	BB	2183	A
23	BB	2184	A
23	BB	2187	U
23	BB	2188	U
23	BB	2192	U
23	BB	2198	A
23	BB	2199	A
23	BB	2203	U
23	BB	2204	G
23	BB	2212	A
23	BB	2225	A
23	BB	2238	G
23	BB	2239	G
23	BB	2250	G
23	BB	2266	A

Continued on next page...

Continued from previous page...

Mol	Chain	Res	Type
23	BB	2268	A
23	BB	2279	G
23	BB	2283	C
23	BB	2287	A
23	BB	2288	A
23	BB	2305	U
23	BB	2307	G
23	BB	2308	G
23	BB	2311	A
23	BB	2321	U
23	BB	2322	A
23	BB	2325	G
23	BB	2335	A
23	BB	2337	G
23	BB	2345	G
23	BB	2347	C
23	BB	2361	G
23	BB	2379	G
23	BB	2383	G
23	BB	2385	C
23	BB	2396	G
23	BB	2402	U
23	BB	2406	A
23	BB	2423	U
23	BB	2425	A
23	BB	2426	A
23	BB	2429	G
23	BB	2430	A
23	BB	2434	A
23	BB	2441	U
23	BB	2448	A
23	BB	2472	G
23	BB	2476	A
23	BB	2491	U
23	BB	2502	G
23	BB	2505	G
23	BB	2506	U
23	BB	2518	A
23	BB	2535	G
23	BB	2552	U
23	BB	2554	U
23	BB	2566	A

Continued on next page...

Continued from previous page...

Mol	Chain	Res	Type
23	BB	2567	G
23	BB	2573	C
23	BB	2582	G
23	BB	2586	U
23	BB	2609	U
23	BB	2613	U
23	BB	2619	C
23	BB	2629	U
23	BB	2630	G
23	BB	2634	A
23	BB	2646	C
23	BB	2654	A
23	BB	2682	A
23	BB	2689	U
23	BB	2690	U
23	BB	2714	G
23	BB	2739	U
23	BB	2744	G
23	BB	2751	G
23	BB	2752	C
23	BB	2757	A
23	BB	2759	G
23	BB	2760	C
23	BB	2778	A
23	BB	2791	G
23	BB	2796	U
23	BB	2799	A
23	BB	2800	A
23	BB	2801	G
23	BB	2802	G
23	BB	2808	G
23	BB	2820	A
23	BB	2821	A
23	BB	2823	A
23	BB	2833	U
23	BB	2834	G
23	BB	2836	U
23	BB	2866	U
23	BB	2867	G
23	BB	2872	A
23	BB	2873	A
23	BB	2883	A

Continued on next page...

Continued from previous page...

Mol	Chain	Res	Type
23	BB	2901	C
23	BB	2902	C
23	BB	2903	U
1	CA	9	G
1	CA	14	U
1	CA	32	A
1	CA	39	G
1	CA	47	C
1	CA	48	C
1	CA	51	A
1	CA	52	C
1	CA	55	A
1	CA	61	G
1	CA	71	A
1	CA	72	A
1	CA	76	G
1	CA	83	C
1	CA	84	U
1	CA	87	C
1	CA	94	G
1	CA	97	G
1	CA	108	G
1	CA	119	A
1	CA	121	U
1	CA	122	G
1	CA	131	A
1	CA	151	A
1	CA	182	A
1	CA	183	C
1	CA	191	G
1	CA	197	A
1	CA	209	U
1	CA	210	C
1	CA	215	C
1	CA	239	U
1	CA	240	G
1	CA	243	A
1	CA	244	U
1	CA	245	U
1	CA	247	G
1	CA	250	A
1	CA	251	G

Continued on next page...

Continued from previous page...

Mol	Chain	Res	Type
1	CA	257	G
1	CA	258	G
1	CA	266	G
1	CA	267	C
1	CA	280	C
1	CA	289	G
1	CA	316	C
1	CA	321	A
1	CA	328	C
1	CA	329	A
1	CA	330	C
1	CA	332	G
1	CA	345	C
1	CA	346	G
1	CA	352	C
1	CA	354	G
1	CA	367	U
1	CA	373	A
1	CA	374	A
1	CA	381	C
1	CA	382	A
1	CA	384	G
1	CA	397	A
1	CA	398	U
1	CA	406	G
1	CA	408	A
1	CA	409	U
1	CA	411	A
1	CA	412	A
1	CA	413	G
1	CA	414	A
1	CA	421	U
1	CA	422	C
1	CA	424	G
1	CA	428	G
1	CA	429	U
1	CA	430	A
1	CA	435	A
1	CA	438	U
1	CA	461	A
1	CA	462	G
1	CA	463	U

Continued on next page...

Continued from previous page...

Mol	Chain	Res	Type
1	CA	464	U
1	CA	465	A
1	CA	466	A
1	CA	467	U
1	CA	468	A
1	CA	484	G
1	CA	485	U
1	CA	493	A
1	CA	500	G
1	CA	509	A
1	CA	518	C
1	CA	527	G
1	CA	532	A
1	CA	547	A
1	CA	559	A
1	CA	562	U
1	CA	572	A
1	CA	573	A
1	CA	576	C
1	CA	577	G
1	CA	639	G
1	CA	653	U
1	CA	665	A
1	CA	687	A
1	CA	695	A
1	CA	700	G
1	CA	721	G
1	CA	724	G
1	CA	731	G
1	CA	733	G
1	CA	747	A
1	CA	748	G
1	CA	755	G
1	CA	781	A
1	CA	782	A
1	CA	787	A
1	CA	793	U
1	CA	794	A
1	CA	812	G
1	CA	813	U
1	CA	815	A
1	CA	817	C

Continued on next page...

Continued from previous page...

Mol	Chain	Res	Type
1	CA	819	A
1	CA	821	G
1	CA	828	U
1	CA	829	G
1	CA	841	C
1	CA	842	U
1	CA	843	U
1	CA	844	G
1	CA	846	G
1	CA	847	G
1	CA	907	A
1	CA	914	A
1	CA	926	G
1	CA	927	G
1	CA	934	C
1	CA	935	A
1	CA	960	U
1	CA	961	U
1	CA	969	A
1	CA	971	G
1	CA	974	A
1	CA	975	A
1	CA	976	G
1	CA	977	A
1	CA	991	U
1	CA	992	U
1	CA	993	G
1	CA	994	A
1	CA	1004	A
1	CA	1009	U
1	CA	1020	G
1	CA	1025	U
1	CA	1027	C
1	CA	1028	C
1	CA	1030	U
1	CA	1031	C
1	CA	1034	G
1	CA	1049	U
1	CA	1050	G
1	CA	1054	C
1	CA	1065	U
1	CA	1066	C

Continued on next page...

Continued from previous page...

Mol	Chain	Res	Type
1	CA	1085	U
1	CA	1094	G
1	CA	1095	U
1	CA	1101	A
1	CA	1118	U
1	CA	1136	C
1	CA	1137	C
1	CA	1138	G
1	CA	1139	G
1	CA	1140	C
1	CA	1158	C
1	CA	1159	U
1	CA	1168	U
1	CA	1169	A
1	CA	1174	G
1	CA	1181	G
1	CA	1182	G
1	CA	1183	U
1	CA	1184	G
1	CA	1196	A
1	CA	1197	A
1	CA	1201	A
1	CA	1202	U
1	CA	1211	U
1	CA	1212	U
1	CA	1213	A
1	CA	1225	A
1	CA	1226	C
1	CA	1227	A
1	CA	1240	U
1	CA	1241	G
1	CA	1256	A
1	CA	1257	A
1	CA	1278	G
1	CA	1279	G
1	CA	1280	A
1	CA	1281	C
1	CA	1286	U
1	CA	1299	A
1	CA	1300	G
1	CA	1305	G
1	CA	1316	G

Continued on next page...

Continued from previous page...

Mol	Chain	Res	Type
1	CA	1317	C
1	CA	1319	A
1	CA	1320	C
1	CA	1323	G
1	CA	1336	C
1	CA	1338	G
1	CA	1363	A
1	CA	1364	U
1	CA	1381	U
1	CA	1398	A
1	CA	1400	C
1	CA	1419	G
1	CA	1432	G
1	CA	1446	A
1	CA	1451	U
1	CA	1452	C
1	CA	1492	A
1	CA	1494	G
1	CA	1497	G
1	CA	1503	A
1	CA	1506	U
1	CA	1507	A
1	CA	1517	G
1	CA	1520	C
1	CA	1529	G
1	CA	1530	G
1	CA	1533	C
1	CA	1534	A
22	DA	4	C
22	DA	9	G
22	DA	16	G
22	DA	24	G
22	DA	26	C
22	DA	29	A
22	DA	30	C
22	DA	35	C
22	DA	42	C
22	DA	43	C
22	DA	66	A
22	DA	67	G
22	DA	88	C
22	DA	90	C

Continued on next page...

Continued from previous page...

Mol	Chain	Res	Type
22	DA	99	A
22	DA	109	A
23	DB	27	G
23	DB	33	C
23	DB	34	U
23	DB	46	G
23	DB	51	G
23	DB	63	A
23	DB	64	A
23	DB	71	A
23	DB	74	A
23	DB	75	G
23	DB	79	C
23	DB	99	U
23	DB	100	U
23	DB	101	A
23	DB	102	U
23	DB	103	A
23	DB	114	U
23	DB	119	A
23	DB	120	U
23	DB	125	A
23	DB	126	A
23	DB	139	U
23	DB	140	C
23	DB	141	G
23	DB	142	A
23	DB	143	C
23	DB	160	A
23	DB	162	U
23	DB	163	C
23	DB	181	A
23	DB	196	A
23	DB	199	A
23	DB	215	G
23	DB	216	A
23	DB	221	A
23	DB	222	A
23	DB	225	C
23	DB	230	G
23	DB	233	A
23	DB	248	G

Continued on next page...

Continued from previous page...

Mol	Chain	Res	Type
23	DB	250	G
23	DB	255	A
23	DB	265	A
23	DB	266	G
23	DB	271	G
23	DB	277	G
23	DB	278	A
23	DB	280	U
23	DB	281	C
23	DB	282	A
23	DB	284	U
23	DB	286	U
23	DB	287	G
23	DB	288	U
23	DB	289	G
23	DB	295	G
23	DB	299	A
23	DB	311	A
23	DB	323	C
23	DB	329	G
23	DB	330	A
23	DB	333	G
23	DB	346	A
23	DB	347	A
23	DB	350	G
23	DB	358	U
23	DB	371	A
23	DB	372	G
23	DB	383	C
23	DB	386	G
23	DB	387	U
23	DB	396	G
23	DB	411	G
23	DB	412	A
23	DB	423	A
23	DB	424	G
23	DB	444	C
23	DB	451	U
23	DB	455	C
23	DB	456	C
23	DB	457	A
23	DB	479	A

Continued on next page...

Continued from previous page...

Mol	Chain	Res	Type
23	DB	480	A
23	DB	481	G
23	DB	491	G
23	DB	504	A
23	DB	505	A
23	DB	508	A
23	DB	512	G
23	DB	527	C
23	DB	531	C
23	DB	532	A
23	DB	533	G
23	DB	544	C
23	DB	545	U
23	DB	546	U
23	DB	547	A
23	DB	548	G
23	DB	549	G
23	DB	550	C
23	DB	561	G
23	DB	563	A
23	DB	573	U
23	DB	574	A
23	DB	575	A
23	DB	603	A
23	DB	613	A
23	DB	614	A
23	DB	615	U
23	DB	616	A
23	DB	627	A
23	DB	637	A
23	DB	645	C
23	DB	646	U
23	DB	653	U
23	DB	654	A
23	DB	656	G
23	DB	671	C
23	DB	686	U
23	DB	717	C
23	DB	718	A
23	DB	719	C
23	DB	730	A
23	DB	747	U

Continued on next page...

Continued from previous page...

Mol	Chain	Res	Type
23	DB	764	A
23	DB	775	G
23	DB	782	A
23	DB	784	G
23	DB	785	G
23	DB	805	G
23	DB	812	C
23	DB	819	A
23	DB	827	U
23	DB	828	U
23	DB	846	U
23	DB	847	U
23	DB	859	G
23	DB	869	G
23	DB	874	G
23	DB	875	G
23	DB	876	C
23	DB	899	A
23	DB	910	A
23	DB	912	C
23	DB	931	U
23	DB	932	U
23	DB	933	A
23	DB	941	A
23	DB	946	C
23	DB	953	G
23	DB	955	U
23	DB	961	C
23	DB	973	A
23	DB	974	G
23	DB	983	A
23	DB	985	C
23	DB	991	C
23	DB	995	C
23	DB	996	A
23	DB	1012	U
23	DB	1013	C
23	DB	1022	G
23	DB	1024	G
23	DB	1025	G
23	DB	1033	U
23	DB	1046	A

Continued on next page...

Continued from previous page...

Mol	Chain	Res	Type
23	DB	1047	G
23	DB	1048	A
23	DB	1070	A
23	DB	1088	A
23	DB	1090	A
23	DB	1098	A
23	DB	1111	A
23	DB	1112	G
23	DB	1116	G
23	DB	1122	G
23	DB	1126	A
23	DB	1132	U
23	DB	1133	A
23	DB	1134	A
23	DB	1135	C
23	DB	1136	G
23	DB	1141	U
23	DB	1142	A
23	DB	1143	A
23	DB	1157	G
23	DB	1174	U
23	DB	1176	U
23	DB	1195	G
23	DB	1204	A
23	DB	1205	A
23	DB	1206	G
23	DB	1211	C
23	DB	1212	G
23	DB	1237	A
23	DB	1238	G
23	DB	1241	A
23	DB	1242	U
23	DB	1247	A
23	DB	1248	G
23	DB	1250	G
23	DB	1253	A
23	DB	1256	G
23	DB	1266	G
23	DB	1271	G
23	DB	1272	A
23	DB	1273	U
23	DB	1275	A

Continued on next page...

Continued from previous page...

Mol	Chain	Res	Type
23	DB	1276	A
23	DB	1301	A
23	DB	1302	A
23	DB	1321	A
23	DB	1325	U
23	DB	1337	G
23	DB	1341	G
23	DB	1345	C
23	DB	1365	A
23	DB	1368	G
23	DB	1379	U
23	DB	1383	A
23	DB	1384	A
23	DB	1396	U
23	DB	1397	U
23	DB	1416	G
23	DB	1419	A
23	DB	1420	A
23	DB	1426	G
23	DB	1427	A
23	DB	1428	C
23	DB	1434	A
23	DB	1451	C
23	DB	1453	A
23	DB	1454	C
23	DB	1459	G
23	DB	1461	C
23	DB	1470	A
23	DB	1471	G
23	DB	1476	U
23	DB	1477	A
23	DB	1478	G
23	DB	1482	G
23	DB	1490	A
23	DB	1493	C
23	DB	1497	U
23	DB	1504	A
23	DB	1507	C
23	DB	1508	A
23	DB	1509	A
23	DB	1510	G
23	DB	1524	G

Continued on next page...

Continued from previous page...

Mol	Chain	Res	Type
23	DB	1535	A
23	DB	1540	G
23	DB	1552	A
23	DB	1558	C
23	DB	1559	U
23	DB	1567	G
23	DB	1569	A
23	DB	1578	U
23	DB	1583	A
23	DB	1584	U
23	DB	1585	C
23	DB	1607	C
23	DB	1608	A
23	DB	1610	A
23	DB	1613	G
23	DB	1616	A
23	DB	1634	A
23	DB	1635	A
23	DB	1640	A
23	DB	1647	U
23	DB	1648	U
23	DB	1674	G
23	DB	1700	A
23	DB	1713	A
23	DB	1715	G
23	DB	1716	U
23	DB	1727	C
23	DB	1730	C
23	DB	1731	G
23	DB	1733	G
23	DB	1738	G
23	DB	1746	A
23	DB	1764	C
23	DB	1772	A
23	DB	1773	A
23	DB	1800	C
23	DB	1816	C
23	DB	1829	A
23	DB	1870	C
23	DB	1872	A
23	DB	1876	A
23	DB	1884	G

Continued on next page...

Continued from previous page...

Mol	Chain	Res	Type
23	DB	1906	G
23	DB	1912	A
23	DB	1913	A
23	DB	1914	C
23	DB	1927	A
23	DB	1929	G
23	DB	1930	G
23	DB	1937	A
23	DB	1938	A
23	DB	1939	U
23	DB	1940	U
23	DB	1944	U
23	DB	1955	U
23	DB	1963	U
23	DB	1967	C
23	DB	1970	A
23	DB	1971	U
23	DB	1972	G
23	DB	1991	U
23	DB	1993	U
23	DB	1997	C
23	DB	2020	A
23	DB	2022	U
23	DB	2023	C
23	DB	2031	A
23	DB	2033	A
23	DB	2043	C
23	DB	2055	C
23	DB	2056	G
23	DB	2060	A
23	DB	2061	G
23	DB	2062	A
23	DB	2069	G
23	DB	2096	C
23	DB	2099	U
23	DB	2102	G
23	DB	2106	U
23	DB	2107	G
23	DB	2108	A
23	DB	2109	U
23	DB	2110	G
23	DB	2135	A

Continued on next page...

Continued from previous page...

Mol	Chain	Res	Type
23	DB	2138	G
23	DB	2144	G
23	DB	2147	A
23	DB	2148	G
23	DB	2149	U
23	DB	2156	G
23	DB	2157	G
23	DB	2180	U
23	DB	2190	G
23	DB	2193	G
23	DB	2198	A
23	DB	2203	U
23	DB	2204	G
23	DB	2212	A
23	DB	2225	A
23	DB	2238	G
23	DB	2239	G
23	DB	2250	G
23	DB	2266	A
23	DB	2268	A
23	DB	2283	C
23	DB	2287	A
23	DB	2288	A
23	DB	2297	A
23	DB	2305	U
23	DB	2307	G
23	DB	2308	G
23	DB	2311	A
23	DB	2320	U
23	DB	2321	U
23	DB	2322	A
23	DB	2325	G
23	DB	2335	A
23	DB	2337	G
23	DB	2347	C
23	DB	2361	G
23	DB	2379	G
23	DB	2383	G
23	DB	2385	C
23	DB	2396	G
23	DB	2402	U
23	DB	2406	A

Continued on next page...

Continued from previous page...

Mol	Chain	Res	Type
23	DB	2423	U
23	DB	2425	A
23	DB	2426	A
23	DB	2429	G
23	DB	2430	A
23	DB	2434	A
23	DB	2441	U
23	DB	2448	A
23	DB	2472	G
23	DB	2476	A
23	DB	2491	U
23	DB	2502	G
23	DB	2505	G
23	DB	2506	U
23	DB	2518	A
23	DB	2535	G
23	DB	2554	U
23	DB	2566	A
23	DB	2567	G
23	DB	2573	C
23	DB	2586	U
23	DB	2609	U
23	DB	2613	U
23	DB	2629	U
23	DB	2630	G
23	DB	2634	A
23	DB	2646	C
23	DB	2654	A
23	DB	2682	A
23	DB	2689	U
23	DB	2690	U
23	DB	2714	G
23	DB	2739	U
23	DB	2744	G
23	DB	2748	A
23	DB	2757	A
23	DB	2760	C
23	DB	2778	A
23	DB	2791	G
23	DB	2796	U
23	DB	2799	A
23	DB	2800	A

Continued on next page...

Continued from previous page...

Mol	Chain	Res	Type
23	DB	2801	G
23	DB	2802	G
23	DB	2808	G
23	DB	2820	A
23	DB	2821	A
23	DB	2823	A
23	DB	2832	U
23	DB	2833	U
23	DB	2834	G
23	DB	2836	U
23	DB	2850	A
23	DB	2866	U
23	DB	2867	G
23	DB	2872	A
23	DB	2873	A
23	DB	2883	A
23	DB	2903	U

There are no RNA pucker outliers to report.

5.4 Non-standard residues in protein, DNA, RNA chains [i](#)

There are no non-standard protein/DNA/RNA residues in this entry.

5.5 Carbohydrates [i](#)

There are no carbohydrates in this entry.

5.6 Ligand geometry [i](#)

Of 349 ligands modelled in this entry, 345 are monoatomic - leaving 4 for Mogul analysis.

In the following table, the Counts columns list the number of bonds (or angles) for which Mogul statistics could be retrieved, the number of bonds (or angles) that are observed in the model and the number of bonds (or angles) that are defined in the chemical component dictionary. The Link column lists molecule types, if any, to which the group is linked. The Z score for a bond length (or angle) is the number of standard deviations the observed value is removed from the expected value. A bond length (or angle) with $|Z| > 2$ is considered an outlier worth inspection. RMSZ is the root-mean-square of all Z scores of the bond lengths (or angles).

Mol	Type	Chain	Res	Link	Bond lengths			Bond angles		
					Counts	RMSZ	# Z > 2	Counts	RMSZ	# Z > 2
55	LLL	AA	1661	-	30,33,33	2.30	11 (36%)	33,49,49	1.31	4 (12%)
55	LLL	BB	3111	-	30,33,33	2.27	11 (36%)	33,49,49	1.22	3 (9%)
55	LLL	CA	1662	-	30,33,33	2.30	11 (36%)	33,49,49	1.30	4 (12%)
55	LLL	DB	3112	-	30,33,33	2.31	11 (36%)	33,49,49	1.26	4 (12%)

In the following table, the Chirals column lists the number of chiral outliers, the number of chiral centers analysed, the number of these observed in the model and the number defined in the chemical component dictionary. Similar counts are reported in the Torsion and Rings columns. '-' means no outliers of that kind were identified.

Mol	Type	Chain	Res	Link	Chirals	Torsions	Rings
55	LLL	AA	1661	-	-	0/11/65/65	0/3/3/3
55	LLL	BB	3111	-	-	0/11/65/65	0/3/3/3
55	LLL	CA	1662	-	-	0/11/65/65	0/3/3/3
55	LLL	DB	3112	-	-	0/11/65/65	0/3/3/3

All (44) bond length outliers are listed below:

Mol	Chain	Res	Type	Atoms	Z	Observed(Å)	Ideal(Å)
55	BB	3111	LLL	C22-C32	2.20	1.58	1.53
55	BB	3111	LLL	C31-C21	2.27	1.59	1.53
55	CA	1662	LLL	C52-C62	2.29	1.58	1.52
55	DB	3112	LLL	C31-C21	2.32	1.59	1.53
55	CA	1662	LLL	C31-C21	2.34	1.59	1.53
55	AA	1661	LLL	C52-C62	2.35	1.58	1.52
55	AA	1661	LLL	C31-C21	2.36	1.59	1.53
55	BB	3111	LLL	O51-C51	2.36	1.48	1.44
55	DB	3112	LLL	C52-C62	2.38	1.58	1.52
55	CA	1662	LLL	O51-C51	2.39	1.48	1.44
55	DB	3112	LLL	O51-C51	2.39	1.48	1.44
55	BB	3111	LLL	C52-C62	2.41	1.58	1.52
55	AA	1661	LLL	O51-C51	2.42	1.48	1.44
55	DB	3112	LLL	C22-C32	2.42	1.59	1.53
55	CA	1662	LLL	C22-C32	2.44	1.59	1.53
55	AA	1661	LLL	C22-C32	2.47	1.59	1.53
55	AA	1661	LLL	C42-C32	2.61	1.59	1.53
55	CA	1662	LLL	C42-C32	2.64	1.59	1.53
55	BB	3111	LLL	C52-C42	2.69	1.59	1.52
55	CA	1662	LLL	C52-C42	2.71	1.59	1.52
55	AA	1661	LLL	C52-C42	2.74	1.59	1.52
55	BB	3111	LLL	C42-C32	2.78	1.59	1.53

Continued on next page...

Continued from previous page...

Mol	Chain	Res	Type	Atoms	Z	Observed(Å)	Ideal(Å)
55	DB	3112	LLL	C42-C32	2.81	1.59	1.53
55	BB	3111	LLL	C23-C33	2.85	1.59	1.53
55	DB	3112	LLL	C52-C42	2.87	1.60	1.52
55	CA	1662	LLL	C23-C33	2.96	1.60	1.53
55	AA	1661	LLL	C23-C33	3.00	1.60	1.53
55	DB	3112	LLL	C23-C33	3.02	1.60	1.53
55	BB	3111	LLL	O51-C11	3.52	1.50	1.41
55	DB	3112	LLL	O51-C11	3.53	1.50	1.41
55	CA	1662	LLL	C41-C51	3.57	1.60	1.51
55	AA	1661	LLL	C41-C51	3.58	1.60	1.51
55	DB	3112	LLL	C41-C51	3.58	1.60	1.51
55	BB	3111	LLL	C41-C51	3.61	1.60	1.51
55	CA	1662	LLL	O51-C11	3.64	1.50	1.41
55	AA	1661	LLL	O51-C11	3.66	1.50	1.41
55	BB	3111	LLL	O53-C13	4.36	1.51	1.41
55	DB	3112	LLL	O53-C13	4.40	1.51	1.41
55	AA	1661	LLL	O53-C13	4.46	1.51	1.41
55	CA	1662	LLL	O53-C13	4.47	1.51	1.41
55	BB	3111	LLL	O53-C53	6.04	1.52	1.43
55	DB	3112	LLL	O53-C53	6.09	1.52	1.43
55	AA	1661	LLL	O53-C53	6.10	1.52	1.43
55	CA	1662	LLL	O53-C53	6.12	1.52	1.43

All (15) bond angle outliers are listed below:

Mol	Chain	Res	Type	Atoms	Z	Observed(°)	Ideal(°)
55	AA	1661	LLL	O43-C43-C83	-2.58	102.47	108.10
55	DB	3112	LLL	O43-C43-C83	-2.55	102.54	108.10
55	BB	3111	LLL	O43-C43-C83	-2.49	102.66	108.10
55	CA	1662	LLL	O43-C43-C83	-2.46	102.73	108.10
55	DB	3112	LLL	C13-O62-C62	2.09	123.08	118.00
55	DB	3112	LLL	C11-O51-C51	2.41	115.78	113.09
55	BB	3111	LLL	C11-O51-C51	2.41	115.79	113.09
55	CA	1662	LLL	C11-O51-C51	2.44	115.81	113.09
55	AA	1661	LLL	C11-O51-C51	2.46	115.84	113.09
55	CA	1662	LLL	C13-O62-C62	2.50	124.09	118.00
55	AA	1661	LLL	C13-O62-C62	2.67	124.50	118.00
55	BB	3111	LLL	C53-O53-C13	4.13	117.45	111.32
55	AA	1661	LLL	C53-O53-C13	4.13	117.45	111.32
55	DB	3112	LLL	C53-O53-C13	4.22	117.59	111.32
55	CA	1662	LLL	C53-O53-C13	4.25	117.62	111.32

There are no chirality outliers.

There are no torsion outliers.

There are no ring outliers.

2 monomers are involved in 5 short contacts:

Mol	Chain	Res	Type	Clashes	Symm-Clashes
55	BB	3111	LLL	2	0
55	CA	1662	LLL	3	0

5.7 Other polymers [i](#)

There are no such residues in this entry.

5.8 Polymer linkage issues [i](#)

There are no chain breaks in this entry.

6 Fit of model and data ⓘ

6.1 Protein, DNA and RNA chains ⓘ

In the following table, the column labelled ‘#RSRZ> 2’ contains the number (and percentage) of RSRZ outliers, followed by percent RSRZ outliers for the chain as percentile scores relative to all X-ray entries and entries of similar resolution. The OWAB column contains the minimum, median, 95th percentile and maximum values of the occupancy-weighted average B-factor per residue. The column labelled ‘Q< 0.9’ lists the number of (and percentage) of residues with an average occupancy less than 0.9.

Mol	Chain	Analysed	<RSRZ>	#RSRZ>2	OWAB(Å ²)	Q<0.9
1	AA	1530/1542 (99%)	-0.34	8 (0%) 90 86	13, 75, 157, 180	0
1	CA	1530/1542 (99%)	-0.40	1 (0%) 95 94	8, 52, 139, 180	0
2	AC	206/232 (88%)	-0.19	3 (1%) 74 64	5, 72, 147, 180	0
2	CC	206/232 (88%)	-0.10	1 (0%) 90 86	6, 72, 131, 180	0
3	AD	205/205 (100%)	0.19	8 (3%) 40 31	20, 95, 159, 180	0
3	CD	205/205 (100%)	-0.17	0 100 100	5, 56, 145, 180	0
4	AE	150/166 (90%)	0.16	3 (2%) 65 56	7, 69, 146, 180	0
4	CE	150/166 (90%)	0.16	3 (2%) 65 56	5, 49, 112, 180	0
5	AF	100/135 (74%)	0.24	5 (5%) 30 23	5, 69, 150, 177	0
5	CF	100/135 (74%)	-0.01	1 (1%) 82 74	5, 72, 143, 166	0
6	AG	150/178 (84%)	0.01	4 (2%) 55 44	20, 97, 159, 175	0
6	CG	152/178 (85%)	-0.14	1 (0%) 87 82	29, 85, 147, 180	0
7	AH	129/129 (100%)	0.26	8 (6%) 21 16	26, 80, 143, 177	0
7	CH	129/129 (100%)	0.00	0 100 100	6, 49, 117, 174	0
8	AI	127/129 (98%)	0.01	2 (1%) 72 63	18, 89, 171, 180	0
8	CI	127/129 (98%)	-0.05	2 (1%) 72 63	22, 92, 160, 180	0
9	AJ	98/103 (95%)	0.21	2 (2%) 65 56	16, 92, 169, 180	0
9	CJ	98/103 (95%)	0.30	5 (5%) 29 23	26, 87, 153, 180	0
10	AK	117/128 (91%)	-0.16	0 100 100	7, 59, 119, 180	0
10	CK	117/128 (91%)	-0.19	2 (1%) 70 61	5, 52, 120, 180	0
11	AL	123/123 (100%)	0.10	3 (2%) 59 49	14, 78, 152, 180	0
11	CL	123/123 (100%)	-0.05	0 100 100	5, 46, 127, 170	0
12	AM	114/117 (97%)	-0.18	0 100 100	40, 114, 180, 180	0
12	CM	113/117 (96%)	-0.23	0 100 100	27, 100, 173, 180	0

Continued on next page...

Continued from previous page...

Mol	Chain	Analysed	<RSRZ>	#RSRZ>2	OWAB(Å ²)	Q<0.9
13	AN	96/100 (96%)	-0.01	0 100 100	8, 86, 158, 180	0
13	CN	96/100 (96%)	0.08	1 (1%) 82 74	14, 87, 147, 178	0
14	AO	88/89 (98%)	-0.35	0 100 100	5, 76, 128, 180	0
14	CO	88/89 (98%)	-0.20	0 100 100	10, 63, 132, 159	0
15	AP	82/82 (100%)	0.67	3 (3%) 42 33	24, 94, 154, 180	0
15	CP	80/82 (97%)	0.43	5 (6%) 21 15	5, 46, 128, 180	0
16	AQ	80/83 (96%)	0.02	0 100 100	36, 96, 168, 180	0
16	CQ	81/83 (97%)	0.01	0 100 100	5, 52, 135, 180	0
17	AR	55/74 (74%)	-0.05	1 (1%) 69 60	14, 70, 148, 180	0
17	CR	55/74 (74%)	0.39	3 (5%) 26 20	12, 64, 136, 180	0
18	AS	79/91 (86%)	0.40	6 (7%) 15 11	44, 120, 176, 180	0
18	CS	80/91 (87%)	-0.18	0 100 100	34, 107, 180, 180	0
19	AT	85/86 (98%)	-0.20	0 100 100	34, 101, 168, 180	0
19	CT	85/86 (98%)	-0.40	0 100 100	5, 62, 140, 180	0
20	AB	218/240 (90%)	0.13	8 (3%) 42 33	18, 97, 160, 180	0
20	CB	218/240 (90%)	0.11	6 (2%) 53 43	16, 93, 160, 180	0
21	AU	51/70 (72%)	0.00	1 (1%) 65 56	27, 89, 171, 180	0
21	CU	51/70 (72%)	-0.11	0 100 100	23, 81, 137, 180	0
22	BA	117/120 (97%)	-0.42	0 100 100	49, 85, 136, 180	0
22	DA	117/120 (97%)	-0.35	2 (1%) 70 61	36, 88, 148, 180	0
23	BB	2841/2904 (97%)	-0.16	14 (0%) 90 86	6, 60, 150, 180	0
23	DB	2841/2904 (97%)	-0.20	8 (0%) 93 91	5, 46, 154, 180	0
24	BI	141/141 (100%)	0.97	24 (17%) 2 3	72, 166, 180, 180	0
24	DI	141/141 (100%)	0.58	12 (8%) 11 10	63, 162, 180, 180	0
25	BC	271/272 (99%)	0.09	2 (0%) 87 82	5, 47, 107, 156	0
25	DC	271/272 (99%)	0.03	0 100 100	5, 38, 99, 145	0
26	BD	209/209 (100%)	0.38	16 (7%) 14 11	8, 72, 145, 180	0
26	DD	209/209 (100%)	0.10	1 (0%) 90 86	5, 51, 131, 180	0
27	BK	121/123 (98%)	0.62	5 (4%) 38 29	16, 62, 142, 180	0
27	DK	121/123 (98%)	0.23	0 100 100	5, 42, 103, 180	0
28	BP	114/114 (100%)	1.10	18 (15%) 2 3	28, 86, 155, 173	0

Continued on next page...

Continued from previous page...

Mol	Chain	Analysed	<RSRZ>	#RSRZ>2	OWAB(Å ²)	Q<0.9
28	DP	114/114 (100%)	-0.22	0 100 100	5, 52, 119, 161	0
29	BE	201/201 (100%)	0.34	14 (6%) 17 13	5, 76, 143, 180	0
29	DE	201/201 (100%)	0.08	5 (2%) 58 47	5, 66, 138, 180	0
30	BY	58/58 (100%)	0.28	2 (3%) 46 36	22, 84, 137, 180	0
30	DY	58/58 (100%)	-0.05	1 (1%) 70 61	10, 66, 149, 158	0
31	B0	56/56 (100%)	0.16	2 (3%) 43 34	5, 81, 149, 180	0
31	D0	56/56 (100%)	-0.25	0 100 100	9, 54, 119, 180	0
32	B4	38/38 (100%)	0.07	1 (2%) 56 46	5, 71, 153, 168	0
32	D4	38/38 (100%)	-0.01	0 100 100	17, 62, 132, 171	0
33	B1	50/54 (92%)	0.40	3 (6%) 23 16	32, 87, 132, 174	0
33	D1	50/54 (92%)	0.17	2 (4%) 39 30	24, 73, 125, 155	0
34	B3	64/64 (100%)	0.59	4 (6%) 21 15	19, 64, 105, 133	0
34	D3	64/64 (100%)	0.14	1 (1%) 72 63	6, 49, 107, 180	0
35	BV	94/94 (100%)	-0.11	1 (1%) 80 72	37, 92, 143, 180	0
35	DV	94/94 (100%)	-0.09	0 100 100	27, 94, 160, 180	0
36	B2	46/46 (100%)	0.00	0 100 100	5, 50, 123, 143	0
36	D2	46/46 (100%)	-0.12	0 100 100	7, 43, 103, 180	0
37	BL	143/144 (99%)	0.24	1 (0%) 87 82	7, 72, 131, 180	0
37	DL	143/144 (99%)	0.12	0 100 100	5, 61, 128, 162	0
38	BM	136/136 (100%)	0.08	4 (2%) 52 42	16, 68, 144, 165	0
38	DM	136/136 (100%)	0.22	4 (2%) 52 42	5, 63, 134, 171	0
39	BX	63/63 (100%)	0.26	2 (3%) 48 38	24, 92, 169, 180	0
39	DX	63/63 (100%)	-0.09	2 (3%) 48 38	38, 94, 166, 180	0
40	BH	149/149 (100%)	1.22	28 (18%) 1 3	13, 125, 180, 180	0
40	DH	149/149 (100%)	0.38	6 (4%) 39 30	5, 109, 171, 180	0
41	BJ	142/142 (100%)	0.03	2 (1%) 75 66	13, 77, 132, 166	0
41	DJ	142/142 (100%)	-0.13	1 (0%) 87 82	5, 65, 128, 180	0
42	BN	120/127 (94%)	0.06	1 (0%) 86 79	5, 68, 136, 180	0
42	DN	120/127 (94%)	-0.38	0 100 100	5, 44, 116, 141	0
43	BO	116/117 (99%)	0.39	8 (6%) 18 13	29, 94, 144, 180	0
43	DO	116/117 (99%)	-0.10	2 (1%) 70 61	5, 93, 156, 180	0

Continued on next page...

Continued from previous page...

Mol	Chain	Analysed	<RSRZ>	#RSRZ>2	OWAB(Å ²)	Q<0.9
44	BQ	117/117 (100%)	-0.37	0 100 100	5, 72, 134, 171	0
44	DQ	117/117 (100%)	0.05	1 (0%) 84 77	5, 50, 131, 156	0
45	BS	110/110 (100%)	0.44	2 (1%) 69 60	5, 67, 129, 180	0
45	DS	110/110 (100%)	0.29	0 100 100	5, 50, 120, 157	0
46	BU	102/103 (99%)	0.71	6 (5%) 23 17	13, 88, 148, 177	0
46	DU	102/103 (99%)	-0.00	1 (0%) 82 74	26, 93, 154, 180	0
47	BF	178/178 (100%)	0.29	2 (1%) 80 72	39, 115, 174, 180	0
47	DF	178/178 (100%)	0.60	13 (7%) 16 12	22, 106, 175, 180	0
48	BG	176/176 (100%)	0.23	2 (1%) 80 72	8, 102, 172, 180	0
48	DG	176/176 (100%)	0.03	3 (1%) 70 61	32, 104, 164, 180	0
49	BR	103/103 (100%)	0.14	3 (2%) 52 42	18, 99, 151, 173	0
49	DR	103/103 (100%)	0.29	4 (3%) 40 31	5, 85, 144, 180	0
50	BT	93/100 (93%)	0.22	2 (2%) 62 53	13, 83, 160, 180	0
50	DT	93/100 (93%)	0.31	3 (3%) 48 38	15, 79, 167, 180	0
51	BZ	77/78 (98%)	0.29	3 (3%) 40 31	12, 57, 112, 152	0
51	DZ	77/78 (98%)	-0.13	1 (1%) 77 68	5, 56, 101, 131	0
52	BW	79/84 (94%)	0.60	7 (8%) 10 9	19, 88, 139, 180	0
52	DW	79/84 (94%)	0.03	3 (3%) 41 32	5, 79, 143, 180	0
53	B6	185/185 (100%)	2.72	83 (44%) 0 1	23, 123, 180, 180	0
53	D6	185/185 (100%)	1.06	49 (26%) 1 2	5, 104, 180, 180	0
All	All	20787/21416 (97%)	0.00	483 (2%) 61 52	5, 69, 159, 180	0

All (483) RSRZ outliers are listed below:

Mol	Chain	Res	Type	RSRZ
53	B6	96	GLY	15.3
53	B6	97	ASP	15.0
53	B6	98	ALA	13.2
53	B6	88	LEU	10.7
53	B6	94	ASN	10.0
53	B6	95	LYS	9.7
53	B6	86	SER	9.6
53	B6	53	ASN	9.6
53	B6	68	VAL	9.1
53	B6	85	ASP	8.5

Continued on next page...

Continued from previous page...

Mol	Chain	Res	Type	RSRZ
53	B6	87	ASP	8.5
53	B6	99	LEU	8.4
53	B6	51	PRO	8.3
53	B6	90	LEU	8.2
53	B6	52	LEU	8.1
53	B6	70	SER	8.0
53	B6	84	ARG	8.0
53	B6	89	GLY	8.0
53	B6	74	ASN	7.9
53	B6	58	VAL	7.8
53	B6	69	GLN	7.8
53	B6	35	PRO	7.7
53	B6	59	THR	7.4
53	B6	54	GLN	7.3
53	B6	72	ASP	7.2
40	BH	45	GLU	7.2
40	BH	142	VAL	7.1
53	B6	34	ASN	7.1
53	B6	47	GLY	6.8
53	B6	73	GLN	6.7
53	B6	91	ASN	6.6
53	B6	43	VAL	6.3
53	B6	75	ALA	6.2
53	D6	36	ALA	6.2
53	B6	36	ALA	6.1
53	B6	76	LEU	5.9
53	B6	57	THR	5.8
23	BB	139	U	5.8
24	DI	83	ALA	5.7
53	B6	30	THR	5.7
8	CI	129	ARG	5.7
53	D6	32	ARG	5.6
53	B6	62	ASP	5.5
53	D6	72	ASP	5.5
53	B6	67	VAL	5.5
53	B6	83	ILE	5.4
53	B6	44	GLU	5.4
40	BH	130	VAL	5.4
53	D6	98	ALA	5.4
23	BB	140	C	5.3
53	D6	44	GLU	5.3
53	B6	48	ALA	5.3

Continued on next page...

Continued from previous page...

Mol	Chain	Res	Type	RSRZ
53	B6	71	TRP	5.3
53	B6	31	GLY	5.3
53	B6	103	ILE	5.3
53	D6	75	ALA	5.3
39	BX	62	GLY	5.2
53	B6	38	LEU	5.1
24	DI	84	GLY	5.1
53	B6	60	ALA	5.1
53	D6	37	LEU	5.1
53	B6	32	ARG	5.0
53	B6	41	LEU	4.9
53	B6	49	HIS	4.9
39	DX	63	ALA	4.9
53	B6	82	ALA	4.8
24	DI	85	ILE	4.8
53	B6	77	LYS	4.8
53	B6	56	ALA	4.7
53	D6	95	LYS	4.7
53	B6	50	VAL	4.7
47	DF	173	ASP	4.7
24	BI	3	LYS	4.7
53	B6	37	LEU	4.6
24	DI	81	LYS	4.5
53	D6	38	LEU	4.5
53	B6	29	ARG	4.5
53	D6	40	HIS	4.5
26	BD	111	GLY	4.4
53	B6	104	PRO	4.4
53	B6	79	ILE	4.4
22	DA	88	C	4.4
53	D6	41	LEU	4.4
53	B6	55	ILE	4.4
15	CP	80	LYS	4.3
24	BI	58	ILE	4.3
8	AI	129	ARG	4.3
17	CR	19	GLU	4.3
24	BI	6	ALA	4.3
15	AP	80	LYS	4.3
24	BI	60	VAL	4.3
53	B6	78	ALA	4.2
53	D6	66	LEU	4.2
53	D6	43	VAL	4.1

Continued on next page...

Continued from previous page...

Mol	Chain	Res	Type	RSRZ
53	B6	80	GLU	4.1
11	AL	11	ARG	4.1
1	AA	79	G	4.1
53	B6	46	TYR	4.1
53	D6	76	LEU	4.0
53	D6	54	GLN	4.0
53	B6	45	TYR	3.9
15	AP	81	ALA	3.9
47	DF	10	GLU	3.9
40	BH	132	PHE	3.9
29	BE	14	VAL	3.8
7	AH	126	CYS	3.8
53	D6	42	LYS	3.8
53	B6	65	THR	3.7
24	DI	99	LYS	3.7
53	D6	71	TRP	3.7
40	DH	110	VAL	3.7
24	BI	97	VAL	3.7
23	BB	2145	C	3.7
53	B6	93	SER	3.7
33	D1	52	LYS	3.7
53	B6	66	LEU	3.7
53	D6	29	ARG	3.7
53	D6	99	LEU	3.7
53	B6	61	PRO	3.6
48	BG	42	VAL	3.6
51	BZ	78	TYR	3.6
40	BH	80	ILE	3.6
26	BD	25	THR	3.6
53	B6	110	ARG	3.6
23	BB	546	U	3.5
4	AE	158	LYS	3.5
53	D6	45	TYR	3.5
53	D6	100	TYR	3.5
24	BI	59	THR	3.5
28	BP	47	ILE	3.5
47	DF	169	LEU	3.5
28	BP	91	VAL	3.5
23	DB	1175	A	3.5
46	BU	93	ARG	3.4
51	BZ	77	LYS	3.4
24	DI	98	GLY	3.4

Continued on next page...

Continued from previous page...

Mol	Chain	Res	Type	RSRZ
40	BH	86	ASP	3.4
53	D6	49	HIS	3.4
53	B6	42	LYS	3.4
24	DI	52	LEU	3.4
53	B6	101	ILE	3.4
53	D6	46	TYR	3.4
1	AA	78	A	3.4
40	BH	147	VAL	3.3
20	AB	193	ASP	3.3
53	D6	65	THR	3.3
24	BI	5	GLN	3.3
1	AA	86	G	3.3
53	B6	109	GLU	3.3
43	DO	3	LYS	3.3
20	AB	192	PRO	3.3
40	BH	55	GLU	3.3
4	CE	158	LYS	3.3
28	BP	75	THR	3.2
53	B6	113	ASP	3.2
24	BI	34	ILE	3.2
51	DZ	78	TYR	3.2
53	D6	73	GLN	3.2
30	DY	58	GLU	3.2
6	AG	78	ARG	3.2
53	D6	55	ILE	3.2
48	BG	43	LYS	3.2
24	DI	82	ALA	3.2
3	AD	22	SER	3.1
53	D6	103	ILE	3.1
28	BP	58	PHE	3.1
28	BP	90	ALA	3.1
53	D6	77	LYS	3.1
23	BB	654	A	3.1
6	AG	79	VAL	3.1
53	D6	57	THR	3.1
26	BD	27	ILE	3.1
23	DB	645	C	3.1
40	BH	146	VAL	3.1
26	BD	187	LEU	3.1
40	BH	81	ALA	3.1
26	BD	186	LEU	3.1
39	BX	63	ALA	3.0

Continued on next page...

Continued from previous page...

Mol	Chain	Res	Type	RSRZ
52	DW	84	GLU	3.0
26	BD	188	LEU	3.0
24	BI	18	ASN	3.0
40	BH	61	VAL	3.0
47	DF	30	VAL	3.0
53	D6	58	VAL	3.0
29	BE	119	ILE	3.0
40	BH	60	GLU	3.0
53	D6	34	ASN	3.0
23	BB	2147	A	3.0
31	B0	55	ALA	3.0
29	BE	150	THR	3.0
10	CK	18	GLY	3.0
43	BO	88	LYS	3.0
53	B6	81	LYS	3.0
29	BE	188	MET	3.0
53	B6	63	PRO	2.9
23	BB	1730	C	2.9
47	DF	174	PHE	2.9
17	AR	19	GLU	2.9
9	CJ	89	ARG	2.9
24	BI	1	ALA	2.9
53	D6	84	ARG	2.9
53	B6	92	PRO	2.9
3	AD	178	GLU	2.9
26	BD	4	LEU	2.9
15	CP	52	LEU	2.9
40	BH	46	PHE	2.9
40	BH	85	GLY	2.9
26	DD	32	ASN	2.9
53	D6	39	LEU	2.9
53	B6	100	TYR	2.8
18	AS	30	LEU	2.8
40	DH	141	LYS	2.8
53	D6	59	THR	2.8
29	DE	119	ILE	2.8
40	DH	72	ILE	2.8
53	D6	61	PRO	2.8
24	DI	49	GLU	2.8
41	BJ	86	GLN	2.8
53	D6	79	ILE	2.8
28	BP	48	ALA	2.8

Continued on next page...

Continued from previous page...

Mol	Chain	Res	Type	RSRZ
38	BM	103	TYR	2.8
24	BI	2	LYS	2.8
9	CJ	81	GLU	2.8
1	AA	412	A	2.8
53	B6	39	LEU	2.8
40	BH	123	ARG	2.8
11	AL	13	ARG	2.8
26	BD	3	GLY	2.8
28	BP	71	ARG	2.8
23	BB	2146	C	2.8
40	BH	124	THR	2.7
46	BU	84	PHE	2.7
26	BD	26	VAL	2.7
24	BI	19	PRO	2.7
6	CG	4	ARG	2.7
29	BE	1	MET	2.7
45	BS	74	ILE	2.7
53	D6	101	ILE	2.7
28	BP	43	GLU	2.7
53	B6	106	LEU	2.7
53	B6	33	ALA	2.7
47	DF	172	PHE	2.7
23	DB	2134	A	2.7
4	AE	54	GLU	2.7
28	BP	73	PHE	2.7
10	CK	13	LYS	2.7
26	BD	7	LYS	2.7
27	BK	104	THR	2.7
40	BH	90	LEU	2.7
49	BR	20	VAL	2.7
28	BP	21	PRO	2.6
28	BP	86	LYS	2.6
28	BP	46	VAL	2.6
15	CP	47	GLU	2.6
23	BB	2157	G	2.6
6	AG	4	ARG	2.6
40	DH	140	ALA	2.6
7	AH	128	VAL	2.6
53	B6	180	GLU	2.6
24	DI	80	LYS	2.6
29	DE	169	VAL	2.6
17	CR	31	TYR	2.6

Continued on next page...

Continued from previous page...

Mol	Chain	Res	Type	RSRZ
24	BI	21	PRO	2.6
7	AH	102	VAL	2.6
17	CR	71	ASP	2.6
38	BM	67	VAL	2.6
23	BB	62	U	2.6
24	BI	4	VAL	2.6
53	D6	50	VAL	2.6
23	DB	2133	G	2.5
33	D1	51	ALA	2.5
18	AS	65	MET	2.5
24	BI	141	ASP	2.5
53	B6	40	HIS	2.5
49	DR	50	GLY	2.5
53	D6	67	VAL	2.5
27	BK	84	CYS	2.5
24	BI	32	VAL	2.5
20	CB	14	HIS	2.5
40	BH	92	GLY	2.5
44	DQ	90	ASP	2.5
2	CC	55	VAL	2.5
8	CI	40	ARG	2.5
26	BD	2	ILE	2.5
42	BN	17	ARG	2.5
43	BO	92	PHE	2.5
43	DO	2	ASP	2.5
29	DE	124	PHE	2.5
38	DM	31	PHE	2.5
53	D6	53	ASN	2.5
40	BH	101	ASP	2.5
32	B4	7	VAL	2.5
40	BH	48	GLU	2.5
47	DF	178	LYS	2.5
7	AH	129	ALA	2.4
20	CB	216	VAL	2.4
23	DB	613	A	2.4
53	D6	83	ILE	2.4
3	AD	108	ALA	2.4
53	B6	114	LEU	2.4
52	BW	45	HIS	2.4
53	D6	68	VAL	2.4
7	AH	127	TYR	2.4
30	BY	55	LYS	2.4

Continued on next page...

Continued from previous page...

Mol	Chain	Res	Type	RSRZ
18	AS	2	ARG	2.4
20	CB	68	PHE	2.4
2	AC	90	VAL	2.4
47	DF	27	VAL	2.4
20	CB	212	TYR	2.4
53	D6	94	ASN	2.4
53	D6	97	ASP	2.4
34	B3	19	GLY	2.4
52	BW	64	GLY	2.4
27	BK	103	VAL	2.4
3	AD	106	PHE	2.4
39	DX	62	GLY	2.4
47	DF	171	ALA	2.4
34	B3	14	LYS	2.4
24	DI	53	PRO	2.4
40	DH	38	PRO	2.4
23	DB	359	G	2.4
40	BH	93	SER	2.4
20	CB	163	ILE	2.4
1	AA	209	U	2.4
23	BB	138	U	2.4
49	DR	95	ASP	2.4
46	BU	83	GLY	2.4
50	DT	71	GLY	2.4
34	B3	22	LYS	2.3
24	DI	48	ILE	2.3
7	AH	110	MET	2.3
18	AS	40	PHE	2.3
29	DE	188	MET	2.3
53	D6	62	ASP	2.3
6	AG	61	PHE	2.3
28	BP	96	LEU	2.3
53	B6	26	ALA	2.3
53	D6	93	SER	2.3
53	D6	96	GLY	2.3
28	BP	57	ALA	2.3
29	BE	144	GLU	2.3
33	B1	52	LYS	2.3
5	AF	5	GLU	2.3
5	AF	100	SER	2.3
23	DB	548	G	2.3
29	BE	124	PHE	2.3

Continued on next page...

Continued from previous page...

Mol	Chain	Res	Type	RSRZ
38	DM	29	GLY	2.3
40	BH	131	SER	2.3
53	B6	105	PRO	2.3
51	BZ	76	GLU	2.3
9	AJ	36	VAL	2.3
29	BE	155	GLU	2.3
21	AU	3	ILE	2.3
34	B3	13	PHE	2.3
43	BO	28	VAL	2.3
11	AL	47	ALA	2.3
43	BO	89	ASP	2.3
47	BF	174	PHE	2.3
3	AD	107	GLY	2.3
29	BE	152	GLU	2.3
52	BW	42	THR	2.3
1	CA	1032	G	2.3
49	DR	76	LYS	2.3
24	BI	29	GLN	2.3
29	BE	187	VAL	2.3
20	CB	69	VAL	2.3
49	BR	35	PHE	2.3
28	BP	76	HIS	2.3
15	CP	37	GLY	2.3
53	D6	74	ASN	2.3
24	BI	37	PHE	2.3
40	BH	128	HIS	2.3
25	BC	179	GLU	2.3
3	AD	174	ALA	2.2
38	DM	104	GLU	2.2
28	BP	88	ARG	2.2
28	BP	102	ARG	2.2
38	BM	105	MET	2.2
47	DF	33	ILE	2.2
20	AB	87	ASP	2.2
9	CJ	84	VAL	2.2
31	B0	54	ILE	2.2
48	DG	88	LEU	2.2
40	BH	145	ASN	2.2
23	DB	1459	G	2.2
40	DH	18	GLN	2.2
24	BI	66	PHE	2.2
38	DM	28	PHE	2.2

Continued on next page...

Continued from previous page...

Mol	Chain	Res	Type	RSRZ
26	BD	10	GLY	2.2
43	BO	26	LEU	2.2
20	AB	188	THR	2.2
47	BF	155	ILE	2.2
25	BC	114	GLN	2.2
26	BD	200	ASP	2.2
41	BJ	54	ILE	2.2
15	AP	82	ALA	2.2
18	AS	60	PHE	2.2
24	BI	14	ALA	2.2
27	BK	102	PRO	2.2
4	CE	12	GLU	2.2
22	DA	52	A	2.2
5	AF	61	LEU	2.2
9	CJ	88	MET	2.2
40	BH	12	LEU	2.2
7	AH	101	ALA	2.2
45	BS	7	HIS	2.2
20	AB	195	VAL	2.2
27	BK	73	ASP	2.2
43	BO	24	THR	2.2
13	CN	42	ASN	2.2
9	AJ	76	ILE	2.2
4	CE	13	LYS	2.1
26	BD	8	LYS	2.1
35	BV	57	TYR	2.1
23	BB	1175	A	2.1
24	BI	95	ASP	2.1
52	DW	6	GLY	2.1
7	AH	44	PHE	2.1
49	BR	46	GLU	2.1
40	BH	125	THR	2.1
46	BU	89	GLY	2.1
5	AF	8	PHE	2.1
29	BE	143	LEU	2.1
24	BI	33	ASN	2.1
47	DF	21	TYR	2.1
18	AS	29	PRO	2.1
53	D6	51	PRO	2.1
40	BH	1	MET	2.1
33	B1	51	ALA	2.1
43	BO	38	GLN	2.1

Continued on next page...

Continued from previous page...

Mol	Chain	Res	Type	RSRZ
50	DT	12	ARG	2.1
2	AC	48	LYS	2.1
40	BH	100	ALA	2.1
15	CP	41	PRO	2.1
46	DU	32	LYS	2.1
43	BO	35	ILE	2.1
20	AB	55	GLU	2.1
4	AE	85	LYS	2.1
5	CF	59	TYR	2.1
48	DG	41	GLU	2.1
50	DT	90	GLY	2.1
26	BD	1	MET	2.1
37	BL	2	ARG	2.1
47	DF	82	TYR	2.1
34	D3	15	LYS	2.1
1	AA	80	A	2.1
23	BB	653	U	2.1
24	BI	27	LEU	2.1
29	BE	11	ALA	2.1
8	AI	40	ARG	2.1
9	CJ	91	ASP	2.1
52	BW	82	GLU	2.1
30	BY	1	ALA	2.1
46	BU	14	THR	2.0
24	BI	87	SER	2.0
52	BW	36	ILE	2.0
28	BP	70	GLU	2.0
20	AB	63	LYS	2.0
41	DJ	52	ASP	2.0
29	DE	120	VAL	2.0
50	BT	1	MET	2.0
1	AA	562	U	2.0
23	BB	715	A	2.0
29	BE	151	GLY	2.0
52	DW	45	HIS	2.0
1	AA	87	C	2.0
38	BM	66	ARG	2.0
50	BT	65	GLY	2.0
5	AF	7	VAL	2.0
47	DF	24	VAL	2.0
52	BW	19	ARG	2.0
26	BD	203	VAL	2.0

Continued on next page...

Continued from previous page...

Mol	Chain	Res	Type	RSRZ
3	AD	24	VAL	2.0
20	AB	198	VAL	2.0
49	DR	48	LYS	2.0
53	B6	64	ARG	2.0
3	AD	177	MET	2.0
33	B1	16	THR	2.0
46	BU	92	VAL	2.0
29	BE	120	VAL	2.0
48	DG	44	HIS	2.0
2	AC	167	TYR	2.0
52	BW	84	GLU	2.0

6.2 Non-standard residues in protein, DNA, RNA chains [i](#)

There are no non-standard protein/DNA/RNA residues in this entry.

6.3 Carbohydrates [i](#)

There are no carbohydrates in this entry.

6.4 Ligands [i](#)

In the following table, the Atoms column lists the number of modelled atoms in the group and the number defined in the chemical component dictionary. LLDF column lists the quality of electron density of the group with respect to its neighbouring residues in protein, DNA or RNA chains. The B-factors column lists the minimum, median, 95th percentile and maximum values of B factors of atoms in the group. The column labelled 'Q < 0.9' lists the number of atoms with occupancy less than 0.9.

Mol	Type	Chain	Res	Atoms	RSCC	RSR	LLDF	B-factors(Å ²)	Q<0.9
55	LLL	DB	3112	31/31	0.84	0.34	7.10	121,121,121,121	0
55	LLL	BB	3111	31/31	0.87	0.26	3.45	107,107,107,107	0
54	MG	DB	3059	1/1	0.69	0.23	2.64	166,166,166,166	0
55	LLL	CA	1662	31/31	0.94	0.22	1.74	14,14,14,14	0
54	MG	CA	1604	1/1	0.97	0.27	1.54	16,16,16,16	0
54	MG	BB	3087	1/1	0.98	0.22	1.50	114,114,114,114	0
54	MG	BB	3013	1/1	0.81	0.18	1.49	92,92,92,92	0
54	MG	DB	3089	1/1	0.95	0.19	1.20	61,61,61,61	0
54	MG	BB	3108	1/1	0.92	0.22	1.14	44,44,44,44	0
54	MG	AA	1653	1/1	0.97	0.18	0.74	87,87,87,87	0

Continued on next page...

Continued from previous page...

Mol	Type	Chain	Res	Atoms	RSCC	RSR	LLDF	B-factors(Å ²)	Q<0.9
54	MG	DB	3099	1/1	0.98	0.20	0.55	5,5,5,5	0
54	MG	DB	3092	1/1	0.96	0.15	0.48	56,56,56,56	0
54	MG	DB	3090	1/1	0.96	0.30	0.45	64,64,64,64	0
55	LLL	AA	1661	31/31	0.95	0.21	0.21	21,21,21,21	0
54	MG	DB	3051	1/1	0.98	0.20	0.20	32,32,32,32	0
54	MG	CA	1638	1/1	0.86	0.11	0.13	98,98,98,98	0
54	MG	DB	3035	1/1	0.93	0.19	-0.09	75,75,75,75	0
54	MG	AA	1615	1/1	0.92	0.23	-0.12	106,106,106,106	0
54	MG	CA	1614	1/1	0.71	0.16	-0.19	90,90,90,90	0
54	MG	BB	3011	1/1	0.99	0.21	-0.30	29,29,29,29	0
54	MG	BB	3079	1/1	0.79	0.20	-0.31	63,63,63,63	0
54	MG	DB	3110	1/1	0.94	0.17	-0.34	38,38,38,38	0
54	MG	AA	1635	1/1	0.52	0.09	-0.36	103,103,103,103	0
54	MG	BB	3098	1/1	0.98	0.16	-0.45	16,16,16,16	0
54	MG	BB	3032	1/1	0.97	0.20	-0.47	49,49,49,49	0
54	MG	BB	3083	1/1	0.98	0.21	-0.51	28,28,28,28	0
54	MG	CA	1616	1/1	0.83	0.14	-0.58	88,88,88,88	0
54	MG	CA	1601	1/1	0.98	0.17	-0.58	5,5,5,5	0
54	MG	DB	3003	1/1	0.93	0.16	-0.59	33,33,33,33	0
54	MG	DB	3100	1/1	0.84	0.21	-0.61	46,46,46,46	0
54	MG	DB	3014	1/1	0.99	0.12	-0.64	43,43,43,43	0
54	MG	BB	3023	1/1	0.97	0.20	-0.71	11,11,11,11	0
54	MG	DB	3069	1/1	0.98	0.20	-0.77	14,14,14,14	0
54	MG	DB	3088	1/1	0.98	0.16	-0.78	46,46,46,46	0
54	MG	CA	1633	1/1	0.96	0.14	-0.84	50,50,50,50	0
54	MG	AA	1613	1/1	0.81	0.08	-0.84	71,71,71,71	0
54	MG	BB	3082	1/1	0.98	0.19	-0.87	5,5,5,5	0
54	MG	CA	1618	1/1	0.98	0.12	-0.88	30,30,30,30	0
54	MG	DB	3009	1/1	0.98	0.17	-0.92	18,18,18,18	0
54	MG	DB	3098	1/1	0.99	0.17	-0.98	28,28,28,28	0
54	MG	BB	3005	1/1	0.97	0.19	-1.03	20,20,20,20	0
54	MG	AA	1636	1/1	0.95	0.06	-1.04	93,93,93,93	0
54	MG	BB	3021	1/1	0.97	0.10	-1.06	51,51,51,51	0
54	MG	CA	1636	1/1	0.93	0.05	-1.10	92,92,92,92	0
54	MG	DB	3026	1/1	0.88	0.18	-1.10	54,54,54,54	0
54	MG	CA	1645	1/1	0.98	0.10	-1.12	66,66,66,66	0
54	MG	DB	3096	1/1	0.99	0.16	-1.13	20,20,20,20	0
54	MG	BB	3040	1/1	0.99	0.12	-1.15	27,27,27,27	0
54	MG	BB	3092	1/1	0.89	0.08	-1.19	45,45,45,45	0
54	MG	DB	3087	1/1	0.99	0.15	-1.22	75,75,75,75	0
54	MG	DB	3006	1/1	0.92	0.15	-1.23	15,15,15,15	0
54	MG	DB	3030	1/1	0.86	0.17	-1.26	10,10,10,10	0

Continued on next page...

Continued from previous page...

Mol	Type	Chain	Res	Atoms	RSCC	RSR	LLDF	B-factors(\AA^2)	Q<0.9
54	MG	CA	1605	1/1	0.97	0.12	-1.38	18,18,18,18	0
54	MG	BB	3096	1/1	0.98	0.15	-1.40	67,67,67,67	0
56	ZN	D4	101	1/1	0.94	0.07	-1.51	45,45,45,45	0
54	MG	AA	1607	1/1	0.96	0.07	-1.52	42,42,42,42	0
54	MG	AA	1630	1/1	0.92	0.11	-1.64	88,88,88,88	0
56	ZN	B4	101	1/1	0.95	0.09	-1.64	64,64,64,64	0
54	MG	BB	3019	1/1	0.86	0.09	-1.83	40,40,40,40	0
54	MG	BB	3086	1/1	0.95	0.17	-1.83	18,18,18,18	0
54	MG	AA	1609	1/1	0.99	0.11	-1.87	5,5,5,5	0
54	MG	CA	1617	1/1	0.98	0.08	-1.91	5,5,5,5	0
54	MG	BB	3037	1/1	0.90	0.11	-1.92	44,44,44,44	0
54	MG	AA	1601	1/1	0.91	0.12	-1.93	41,41,41,41	0
54	MG	DB	3068	1/1	0.96	0.17	-1.94	22,22,22,22	0
54	MG	DB	3055	1/1	0.88	0.13	-1.97	41,41,41,41	0
54	MG	BB	3029	1/1	0.96	0.11	-1.98	17,17,17,17	0
54	MG	BB	3048	1/1	0.95	0.10	-2.03	7,7,7,7	0
54	MG	BB	3090	1/1	0.98	0.10	-2.14	91,91,91,91	0
54	MG	DB	3085	1/1	0.96	0.13	-2.24	49,49,49,49	0
54	MG	AA	1610	1/1	0.98	0.06	-2.31	62,62,62,62	0
54	MG	BB	3074	1/1	0.97	0.14	-2.41	13,13,13,13	0
54	MG	BB	3077	1/1	0.96	0.07	-2.48	83,83,83,83	0
54	MG	CA	1612	1/1	0.98	0.07	-2.55	72,72,72,72	0
54	MG	AA	1638	1/1	0.98	0.07	-2.55	20,20,20,20	0
54	MG	DB	3078	1/1	0.99	0.08	-2.56	32,32,32,32	0
54	MG	BB	3110	1/1	0.95	0.09	-2.59	40,40,40,40	0
54	MG	DB	3070	1/1	0.98	0.10	-2.72	38,38,38,38	0
54	MG	DB	3007	1/1	0.97	0.11	-2.87	13,13,13,13	0
54	MG	BB	3085	1/1	0.99	0.11	-2.88	43,43,43,43	0
54	MG	AA	1629	1/1	0.99	0.05	-2.94	26,26,26,26	0
54	MG	BB	3016	1/1	0.99	0.13	-2.94	91,91,91,91	0
54	MG	DB	3103	1/1	0.98	0.11	-3.05	42,42,42,42	0
54	MG	BB	3081	1/1	0.88	0.17	-3.07	16,16,16,16	0
54	MG	BB	3012	1/1	0.98	0.09	-3.07	53,53,53,53	0
54	MG	DB	3072	1/1	0.90	0.09	-3.08	54,54,54,54	0
54	MG	BB	3062	1/1	0.98	0.05	-3.15	27,27,27,27	0
54	MG	DB	3047	1/1	0.98	0.11	-3.16	19,19,19,19	0
54	MG	DB	3074	1/1	0.92	0.09	-3.17	17,17,17,17	0
54	MG	BB	3002	1/1	0.96	0.08	-3.32	30,30,30,30	0
54	MG	BB	3001	1/1	0.95	0.07	-3.34	29,29,29,29	0
54	MG	DB	3108	1/1	0.97	0.10	-3.54	5,5,5,5	0
54	MG	BB	3069	1/1	0.98	0.14	-3.63	10,10,10,10	0
54	MG	AA	1603	1/1	0.96	0.10	-3.71	14,14,14,14	0

Continued on next page...

Continued from previous page...

Mol	Type	Chain	Res	Atoms	RSCC	RSR	LLDF	B-factors(\AA^2)	Q<0.9
54	MG	BB	3035	1/1	0.93	0.13	-3.77	82,82,82,82	0
54	MG	AA	1654	1/1	0.95	0.07	-3.77	82,82,82,82	0
54	MG	DB	3012	1/1	0.98	0.09	-3.84	12,12,12,12	0
54	MG	BB	3088	1/1	0.92	0.08	-4.09	36,36,36,36	0
54	MG	DB	3001	1/1	0.97	0.09	-4.26	6,6,6,6	0
54	MG	BB	3094	1/1	0.98	0.13	-4.39	47,47,47,47	0
54	MG	DB	3056	1/1	0.99	0.12	-4.40	12,12,12,12	0
54	MG	CA	1632	1/1	0.98	0.08	-4.61	18,18,18,18	0
54	MG	CA	1643	1/1	0.84	0.07	-4.67	32,32,32,32	0
54	MG	DB	3010	1/1	0.98	0.09	-4.76	16,16,16,16	0
54	MG	BB	3103	1/1	0.96	0.09	-4.84	20,20,20,20	0
54	MG	AA	1641	1/1	0.92	0.04	-4.99	69,69,69,69	0
54	MG	DB	3080	1/1	0.93	0.08	-5.03	5,5,5,5	0
54	MG	BB	3065	1/1	0.94	0.06	-5.07	5,5,5,5	0
54	MG	CA	1656	1/1	0.97	0.05	-5.08	11,11,11,11	0
54	MG	CA	1640	1/1	0.97	0.08	-5.13	5,5,5,5	0
54	MG	BB	3052	1/1	0.97	0.08	-5.16	36,36,36,36	0
54	MG	BB	3056	1/1	0.97	0.06	-5.43	31,31,31,31	0
54	MG	CA	1653	1/1	0.98	0.04	-5.51	51,51,51,51	0
54	MG	DB	3002	1/1	0.98	0.08	-6.04	6,6,6,6	0
54	MG	CA	1655	1/1	0.99	0.07	-8.77	25,25,25,25	0
54	MG	AA	1643	1/1	0.97	0.03	-8.90	29,29,29,29	0
54	MG	CA	1651	1/1	0.95	0.11	-	38,38,38,38	0
54	MG	DB	3041	1/1	0.98	0.08	-	34,34,34,34	0
54	MG	AA	1649	1/1	0.91	0.06	-	82,82,82,82	0
54	MG	CA	1630	1/1	0.97	0.29	-	52,52,52,52	0
54	MG	BB	3101	1/1	0.98	0.05	-	5,5,5,5	0
54	MG	BB	3102	1/1	0.98	0.04	-	31,31,31,31	0
54	MG	CA	1658	1/1	0.83	0.34	-	53,53,53,53	0
54	MG	BB	3063	1/1	0.98	0.14	-	28,28,28,28	0
54	MG	DB	3066	1/1	0.68	0.30	-	158,158,158,158	0
54	MG	CA	1647	1/1	0.97	0.07	-	65,65,65,65	0
54	MG	DB	3022	1/1	0.94	0.08	-	71,71,71,71	0
54	MG	DB	3033	1/1	0.90	0.12	-	43,43,43,43	0
54	MG	DB	3019	1/1	0.98	0.06	-	5,5,5,5	0
54	MG	BB	3105	1/1	0.99	0.05	-	60,60,60,60	0
54	MG	DB	3048	1/1	0.99	0.08	-	34,34,34,34	0
54	MG	BB	3055	1/1	0.98	0.19	-	53,53,53,53	0
54	MG	BB	3042	1/1	0.56	0.12	-	135,135,135,135	0
54	MG	AA	1640	1/1	0.98	0.09	-	56,56,56,56	0
54	MG	DB	3097	1/1	0.94	0.18	-	64,64,64,64	0
54	MG	BB	3066	1/1	0.98	0.14	-	25,25,25,25	0

Continued on next page...

Continued from previous page...

Mol	Type	Chain	Res	Atoms	RSCC	RSR	LLDF	B-factors(\AA^2)	Q<0.9
54	MG	CA	1607	1/1	0.96	0.07	-	83,83,83,83	0
54	MG	CA	1652	1/1	0.94	0.16	-	65,65,65,65	0
54	MG	AA	1650	1/1	0.69	0.14	-	122,122,122,122	0
54	MG	CA	1606	1/1	0.93	0.13	-	138,138,138,138	0
54	MG	BB	3106	1/1	0.98	0.11	-	39,39,39,39	0
54	MG	BB	3009	1/1	0.96	0.14	-	96,96,96,96	0
54	MG	AA	1616	1/1	0.97	0.06	-	42,42,42,42	0
54	MG	DB	3024	1/1	0.95	0.14	-	45,45,45,45	0
54	MG	CA	1609	1/1	0.91	0.04	-	84,84,84,84	0
54	MG	BB	3104	1/1	0.99	0.16	-	28,28,28,28	0
54	MG	AA	1617	1/1	0.97	0.12	-	100,100,100,100	0
54	MG	BB	3044	1/1	0.97	0.08	-	52,52,52,52	0
54	MG	DB	3046	1/1	0.97	0.07	-	11,11,11,11	0
54	MG	CE	201	1/1	0.80	0.22	-	113,113,113,113	0
54	MG	CA	1642	1/1	0.93	0.13	-	108,108,108,108	0
54	MG	CA	1657	1/1	0.92	0.24	-	89,89,89,89	0
54	MG	BB	3022	1/1	0.95	0.29	-	37,37,37,37	0
54	MG	AA	1622	1/1	0.53	0.39	-	163,163,163,163	0
54	MG	DB	3079	1/1	0.98	0.12	-	34,34,34,34	0
54	MG	AA	1606	1/1	0.87	0.08	-	47,47,47,47	0
54	MG	DB	3038	1/1	0.95	0.15	-	37,37,37,37	0
54	MG	DB	3028	1/1	0.98	0.18	-	58,58,58,58	0
54	MG	DB	3101	1/1	0.99	0.25	-	25,25,25,25	0
54	MG	DB	3005	1/1	0.98	0.16	-	45,45,45,45	0
54	MG	DB	3029	1/1	0.88	0.14	-	59,59,59,59	0
54	MG	BB	3050	1/1	0.95	0.10	-	33,33,33,33	0
54	MG	DB	3008	1/1	0.96	0.14	-	17,17,17,17	0
54	MG	BB	3030	1/1	0.98	0.04	-	70,70,70,70	0
54	MG	DB	3077	1/1	0.98	0.08	-	15,15,15,15	0
54	MG	DB	3043	1/1	0.99	0.08	-	32,32,32,32	0
54	MG	CA	1660	1/1	0.92	0.10	-	63,63,63,63	0
54	MG	DB	3004	1/1	0.99	0.13	-	69,69,69,69	0
54	MG	DB	3044	1/1	0.98	0.07	-	21,21,21,21	0
54	MG	BB	3093	1/1	0.70	0.37	-	131,131,131,131	0
54	MG	AA	1645	1/1	0.89	0.09	-	95,95,95,95	0
54	MG	CA	1641	1/1	0.81	0.17	-	42,42,42,42	0
54	MG	BB	3046	1/1	0.98	0.08	-	64,64,64,64	0
54	MG	AA	1639	1/1	0.60	0.34	-	134,134,134,134	0
54	MG	AA	1659	1/1	0.68	0.45	-	180,180,180,180	0
54	MG	BB	3036	1/1	0.96	0.13	-	62,62,62,62	0
54	MG	AA	1602	1/1	0.73	0.18	-	147,147,147,147	0
54	MG	CA	1650	1/1	0.99	0.07	-	33,33,33,33	0

Continued on next page...

Continued from previous page...

Mol	Type	Chain	Res	Atoms	RSCC	RSR	LLDF	B-factors(\AA^2)	Q<0.9
54	MG	CA	1661	1/1	0.96	0.10	-	48,48,48,48	0
54	MG	DB	3082	1/1	0.98	0.08	-	57,57,57,57	0
54	MG	DB	3013	1/1	0.88	0.14	-	41,41,41,41	0
54	MG	CA	1626	1/1	0.96	0.23	-	41,41,41,41	1
54	MG	BB	3076	1/1	0.99	0.06	-	20,20,20,20	0
54	MG	AA	1620	1/1	0.85	0.06	-	113,113,113,113	0
54	MG	AA	1637	1/1	0.66	2.40	-	151,151,151,151	0
54	MG	CA	1659	1/1	0.92	0.09	-	90,90,90,90	0
54	MG	CA	1654	1/1	0.94	0.10	-	59,59,59,59	0
54	MG	DB	3063	1/1	0.96	0.06	-	19,19,19,19	0
54	MG	AA	1644	1/1	0.94	0.13	-	98,98,98,98	0
54	MG	BB	3018	1/1	0.92	0.18	-	50,50,50,50	0
54	MG	BB	3057	1/1	0.90	0.36	-	65,65,65,65	0
54	MG	BB	3089	1/1	0.98	0.19	-	25,25,25,25	0
54	MG	AA	1625	1/1	0.26	0.88	-	84,84,84,84	1
54	MG	DB	3023	1/1	0.97	0.10	-	17,17,17,17	0
54	MG	BB	3031	1/1	0.95	0.13	-	63,63,63,63	0
54	MG	CA	1625	1/1	0.95	0.18	-	6,6,6,6	0
54	MG	BB	3078	1/1	0.91	0.21	-	101,101,101,101	0
54	MG	BB	3033	1/1	0.47	0.64	-	141,141,141,141	0
54	MG	DB	3021	1/1	0.99	0.08	-	51,51,51,51	0
54	MG	BB	3049	1/1	0.88	0.15	-	35,35,35,35	0
54	MG	AA	1628	1/1	0.97	0.12	-	59,59,59,59	0
54	MG	BB	3043	1/1	0.82	0.08	-	122,122,122,122	0
54	MG	BB	3071	1/1	0.96	0.09	-	89,89,89,89	0
54	MG	DB	3039	1/1	0.97	0.08	-	69,69,69,69	0
54	MG	AA	1658	1/1	0.86	0.09	-	85,85,85,85	0
54	MG	DB	3083	1/1	0.95	0.17	-	83,83,83,83	0
54	MG	BB	3020	1/1	0.95	0.09	-	36,36,36,36	0
54	MG	AA	1656	1/1	0.71	0.79	-	161,161,161,161	0
54	MG	CA	1634	1/1	0.96	0.10	-	23,23,23,23	0
54	MG	CA	1613	1/1	0.98	0.11	-	40,40,40,40	0
54	MG	DB	3075	1/1	0.98	0.12	-	35,35,35,35	0
54	MG	AA	1632	1/1	0.65	0.26	-	62,62,62,62	0
54	MG	CA	1623	1/1	0.76	0.08	-	173,173,173,173	0
54	MG	BB	3067	1/1	0.95	0.13	-	24,24,24,24	0
54	MG	BB	3061	1/1	0.91	0.10	-	56,56,56,56	0
54	MG	BB	3060	1/1	0.99	0.08	-	22,22,22,22	0
54	MG	DB	3076	1/1	0.98	0.14	-	104,104,104,104	0
54	MG	CA	1603	1/1	0.97	0.09	-	29,29,29,29	0
54	MG	AA	1611	1/1	0.98	0.09	-	77,77,77,77	0
54	MG	BB	3107	1/1	0.96	0.08	-	30,30,30,30	0

Continued on next page...

Continued from previous page...

Mol	Type	Chain	Res	Atoms	RSCC	RSR	LLDF	B-factors(\AA^2)	Q<0.9
54	MG	DB	3036	1/1	0.95	0.08	-	20,20,20,20	0
54	MG	CA	1624	1/1	0.93	0.12	-	56,56,56,56	0
54	MG	AA	1624	1/1	0.93	0.10	-	77,77,77,77	0
54	MG	BB	3025	1/1	0.99	0.06	-	42,42,42,42	0
54	MG	CA	1648	1/1	0.97	0.19	-	14,14,14,14	0
54	MG	CA	1611	1/1	0.97	0.06	-	57,57,57,57	0
54	MG	AA	1626	1/1	0.54	0.18	-	49,49,49,49	1
54	MG	BB	3100	1/1	0.94	0.21	-	151,151,151,151	0
54	MG	DB	3084	1/1	0.98	0.14	-	16,16,16,16	0
54	MG	DB	3016	1/1	0.95	0.07	-	25,25,25,25	0
54	MG	DB	3093	1/1	0.94	0.17	-	10,10,10,10	0
54	MG	DB	3015	1/1	0.89	0.10	-	24,24,24,24	0
54	MG	DB	3027	1/1	0.96	0.17	-	28,28,28,28	0
54	MG	BB	3038	1/1	0.95	0.23	-	152,152,152,152	0
54	MG	BB	3034	1/1	0.96	0.24	-	59,59,59,59	0
54	MG	BB	3095	1/1	0.95	0.11	-	81,81,81,81	0
54	MG	DB	3102	1/1	0.97	0.09	-	22,22,22,22	0
54	MG	BB	3070	1/1	0.98	0.19	-	59,59,59,59	0
54	MG	BB	3028	1/1	0.97	0.15	-	61,61,61,61	0
54	MG	DB	3058	1/1	0.83	0.85	-	162,162,162,162	0
54	MG	CA	1635	1/1	0.83	0.14	-	98,98,98,98	0
54	MG	CA	1627	1/1	0.52	0.33	-	69,69,69,69	1
54	MG	DB	3109	1/1	0.95	0.09	-	83,83,83,83	0
54	MG	BB	3010	1/1	0.84	0.13	-	40,40,40,40	0
54	MG	BB	3045	1/1	0.99	0.04	-	38,38,38,38	0
54	MG	AA	1618	1/1	0.95	0.13	-	93,93,93,93	0
54	MG	CA	1602	1/1	0.99	0.12	-	11,11,11,11	0
54	MG	BB	3058	1/1	0.97	0.09	-	11,11,11,11	0
54	MG	DB	3060	1/1	0.55	0.10	-	104,104,104,104	0
54	MG	BB	3073	1/1	0.99	0.23	-	38,38,38,38	0
54	MG	AA	1621	1/1	0.97	0.17	-	26,26,26,26	0
54	MG	DB	3111	1/1	0.97	0.18	-	32,32,32,32	0
54	MG	AA	1646	1/1	0.73	0.18	-	104,104,104,104	0
54	MG	BB	3051	1/1	0.96	0.18	-	65,65,65,65	0
54	MG	BB	3026	1/1	0.95	0.21	-	43,43,43,43	0
54	MG	DB	3107	1/1	0.98	0.07	-	11,11,11,11	0
54	MG	DB	3061	1/1	0.94	0.09	-	69,69,69,69	0
54	MG	CA	1639	1/1	0.98	0.07	-	7,7,7,7	0
54	MG	DB	3105	1/1	0.97	0.08	-	30,30,30,30	0
54	MG	CA	1629	1/1	0.89	0.12	-	65,65,65,65	1
54	MG	DB	3037	1/1	0.93	0.17	-	54,54,54,54	0
54	MG	AA	1612	1/1	0.96	0.12	-	88,88,88,88	0

Continued on next page...

Continued from previous page...

Mol	Type	Chain	Res	Atoms	RSCC	RSR	LLDF	B-factors(\AA^2)	Q<0.9
54	MG	DB	3095	1/1	0.96	0.12	-	88,88,88,88	0
54	MG	BB	3109	1/1	0.98	0.07	-	59,59,59,59	0
54	MG	BB	3059	1/1	0.99	0.11	-	60,60,60,60	0
54	MG	DB	3034	1/1	0.81	0.20	-	69,69,69,69	0
54	MG	DB	3094	1/1	0.98	0.10	-	55,55,55,55	0
54	MG	BB	3003	1/1	0.92	0.09	-	51,51,51,51	0
54	MG	BB	3027	1/1	0.95	0.13	-	42,42,42,42	0
54	MG	CA	1644	1/1	0.98	0.07	-	68,68,68,68	0
54	MG	BB	3041	1/1	0.96	0.15	-	8,8,8,8	0
54	MG	AA	1633	1/1	0.97	0.03	-	48,48,48,48	0
54	MG	BB	3008	1/1	0.89	0.20	-	75,75,75,75	0
54	MG	DB	3062	1/1	0.97	0.04	-	67,67,67,67	0
54	MG	DB	3073	1/1	0.98	0.21	-	67,67,67,67	0
54	MG	AA	1651	1/1	0.86	0.09	-	112,112,112,112	0
54	MG	DB	3042	1/1	0.94	0.07	-	23,23,23,23	0
54	MG	CA	1649	1/1	0.91	0.14	-	127,127,127,127	0
54	MG	DB	3054	1/1	0.96	0.06	-	29,29,29,29	0
54	MG	DB	3017	1/1	0.96	0.10	-	5,5,5,5	0
54	MG	BB	3097	1/1	0.80	0.07	-	88,88,88,88	0
54	MG	DB	3025	1/1	0.97	0.17	-	42,42,42,42	0
54	MG	DB	3053	1/1	0.92	0.09	-	80,80,80,80	0
54	MG	AA	1619	1/1	0.64	0.25	-	180,180,180,180	0
54	MG	AA	1655	1/1	0.95	0.06	-	54,54,54,54	0
54	MG	BB	3039	1/1	0.97	0.07	-	5,5,5,5	0
54	MG	BB	3064	1/1	0.98	0.08	-	37,37,37,37	0
54	MG	DB	3049	1/1	0.98	0.07	-	9,9,9,9	0
54	MG	CA	1619	1/1	0.70	0.19	-	70,70,70,70	0
54	MG	BB	3075	1/1	0.97	0.16	-	29,29,29,29	0
54	MG	DB	3057	1/1	0.80	0.10	-	77,77,77,77	0
54	MG	BB	3017	1/1	0.93	0.17	-	73,73,73,73	0
54	MG	DB	3040	1/1	0.98	0.09	-	18,18,18,18	0
54	MG	BB	3007	1/1	0.98	0.07	-	53,53,53,53	0
54	MG	BB	3072	1/1	0.90	0.14	-	79,79,79,79	0
54	MG	AA	1604	1/1	0.98	0.09	-	19,19,19,19	0
54	MG	BB	3015	1/1	0.99	0.08	-	42,42,42,42	0
54	MG	AA	1652	1/1	0.97	0.08	-	90,90,90,90	0
54	MG	AA	1642	1/1	0.97	0.12	-	41,41,41,41	0
54	MG	BB	3053	1/1	0.89	0.07	-	79,79,79,79	0
54	MG	DB	3071	1/1	0.98	0.05	-	37,37,37,37	0
54	MG	DB	3065	1/1	0.97	0.06	-	45,45,45,45	0
54	MG	DB	3020	1/1	0.94	0.20	-	13,13,13,13	0
54	MG	DB	3011	1/1	0.97	0.27	-	33,33,33,33	0

Continued on next page...

Continued from previous page...

Mol	Type	Chain	Res	Atoms	RSCC	RSR	LLDF	B-factors(\AA^2)	Q<0.9
54	MG	AA	1648	1/1	0.95	0.07	-	40,40,40,40	0
54	MG	DB	3086	1/1	0.98	0.20	-	52,52,52,52	0
54	MG	AA	1605	1/1	0.97	0.09	-	47,47,47,47	0
54	MG	CA	1621	1/1	0.92	0.53	-	110,110,110,110	0
54	MG	CA	1608	1/1	0.96	0.09	-	139,139,139,139	0
54	MG	AA	1634	1/1	0.97	0.07	-	67,67,67,67	0
54	MG	BB	3080	1/1	0.79	0.20	-	77,77,77,77	0
54	MG	CA	1646	1/1	0.91	0.08	-	99,99,99,99	0
54	MG	DB	3045	1/1	0.92	0.07	-	68,68,68,68	0
54	MG	CA	1637	1/1	0.98	0.07	-	92,92,92,92	0
54	MG	BB	3054	1/1	0.96	0.14	-	46,46,46,46	0
54	MG	BB	3004	1/1	0.93	0.19	-	73,73,73,73	0
54	MG	AA	1608	1/1	0.49	0.29	-	147,147,147,147	0
54	MG	DB	3104	1/1	0.96	0.19	-	71,71,71,71	0
54	MG	AA	1657	1/1	0.75	0.42	-	124,124,124,124	0
54	MG	AA	1627	1/1	0.79	0.19	-	68,68,68,68	0
54	MG	AA	1660	1/1	0.94	0.08	-	37,37,37,37	0
54	MG	DB	3031	1/1	0.98	0.07	-	24,24,24,24	0
54	MG	BB	3006	1/1	0.99	0.08	-	20,20,20,20	0
54	MG	DB	3064	1/1	0.92	0.10	-	19,19,19,19	0
54	MG	DB	3091	1/1	0.99	0.14	-	5,5,5,5	0
54	MG	DB	3067	1/1	0.97	0.13	-	16,16,16,16	0
54	MG	AA	1631	1/1	0.94	0.12	-	88,88,88,88	0
54	MG	DB	3018	1/1	0.97	0.10	-	22,22,22,22	0
54	MG	DB	3081	1/1	0.95	0.11	-	19,19,19,19	0
54	MG	DB	3106	1/1	0.94	0.18	-	64,64,64,64	0
54	MG	CA	1622	1/1	0.98	0.10	-	18,18,18,18	0
54	MG	CA	1610	1/1	0.96	0.07	-	75,75,75,75	0
54	MG	CA	1620	1/1	0.93	0.14	-	37,37,37,37	0
54	MG	BB	3024	1/1	0.95	0.06	-	44,44,44,44	0
54	MG	CA	1615	1/1	0.93	0.09	-	180,180,180,180	0
54	MG	BB	3047	1/1	0.96	0.13	-	116,116,116,116	0
54	MG	DB	3050	1/1	0.97	0.14	-	123,123,123,123	0
54	MG	BB	3014	1/1	0.96	0.13	-	58,58,58,58	0
54	MG	BB	3084	1/1	0.98	0.20	-	77,77,77,77	0
54	MG	AA	1623	1/1	0.83	0.66	-	73,73,73,73	1
54	MG	CA	1631	1/1	0.98	0.10	-	40,40,40,40	0
54	MG	AA	1614	1/1	0.71	0.11	-	113,113,113,113	0
54	MG	BB	3091	1/1	0.97	0.10	-	37,37,37,37	0
54	MG	DB	3052	1/1	0.91	0.24	-	113,113,113,113	0
54	MG	AA	1647	1/1	0.55	0.99	-	180,180,180,180	0
54	MG	CA	1628	1/1	0.94	0.07	-	44,44,44,44	0

Continued on next page...

Continued from previous page...

Mol	Type	Chain	Res	Atoms	RSCC	RSR	LLDF	B-factors(\AA^2)	Q<0.9
54	MG	BB	3068	1/1	1.00	0.05	-	61,61,61,61	0
54	MG	DB	3032	1/1	0.96	0.09	-	51,51,51,51	0
54	MG	BB	3099	1/1	0.95	0.15	-	56,56,56,56	0

6.5 Other polymers [i](#)

There are no such residues in this entry.